

Occupational Employment Statistics



Colorado Occupational Employment Statistics Wage Survey

Table of Contents

Introduction	3	Industry Coding System	69
Highlights	4	Survey Sample	70
Statewide Overview	5	Concepts	70
Regional Overview	26	Estimation Methodology	71
OES Regional Map	26	Definitions	72
Employment and Wages	27	Colorado Regions: MSA and BOS Areas/Codes ..	73
Boulder MSA	36	Hourly and Annual OES Wages	74
Colorado Springs MSA	39	Table 23 - Colorado Statewide	74
Denver-Aurora MSA	42	Table 24 - Boulder MSA	96
Ft. Collins-Loveland MSA	45	Table 25 - Colorado Springs MSA	110
Grand Junction MSA	48	Table 26 - Denver-Aurora MSA	125
Greeley MSA	51	Table 27 - Ft. Collins-Loveland MSA	145
Pueblo MSA	54	Table 28 - Grand Junction MSA	158
Eastern & Southern Region	57	Table 29 - Greeley MSA	168
Western Region	60	Table 30 - Pueblo MSA	179
North Central Region	63	Table 31 - Eastern & Southern Region	189
Central Region	66	Table 32 - Western Region	200
Technical Notes and Methodology	69	Table 33 - North Central Region	213
Occupational Coding System	69	Table 34 - Central Region	224

State of Colorado
John Hickenlooper, Governor

Colorado Department of Labor & Employment
Ellen Golombek, Executive Director
Kristen Corash, Deputy Executive Director

Labor Market Information
Alexandra E. Hall, Director
Chief Economist, CDLE

This report is a product of the Colorado Department of Labor and Employment's Labor Market Information Occupational Employment Statistics (OES) Section.

Overviews, tables and charts: Barbara Wills, with additional charts by Veronica Kenkel
Graphical presentation: Jimi Foster

Material in this publication is in the public domain and, with appropriate source credit, may be reproduced without permission. Please reference:

Source: Colorado Department of Labor and Employment, Labor Market Information.

Any comments, suggestions, and questions regarding content and format are welcome and may be addressed to:

Colorado Department of Labor & Employment
Labor Market Information, Occupational Employment Statistics

(303) 318-8896
633 17th St., Suite 600
Denver, CO 80202-2107

Email: oescolorado@idcf.bls.gov
www.coworkforce.com/lmgateway
– click on *Income & Wages*
– and then on *Occupational Wages*

The Colorado Occupational Employment Statistics Staff:

Dr Ralph Longobardi, Program Manager

Angela Brown
Janelle Cobb
Maria Fuentes
Ryan Gedney
Veronica Kenkel
Victor Salazar
Barbara Wills

Thanks to the staff members listed above for their hard work in collecting the data. A special thank you to all of the Colorado employers that provided data to us and whose participation made this program possible. OES and other LMI data are available free to all on our website:

www.coworkforce.com/lmgateway

Introduction

Colorado Occupational Employment Statistics (OES)

May 2010

The Occupational Employment Statistics (OES) program is a Federal-State cooperative program that provides estimates of employment and hourly and annual wages for 849 non-military detailed occupations in 22 major occupational groups. In Colorado, 3866 businesses were initially surveyed beginning in May of 2010. After adjustments, a total of 77.8 percent of 3587 businesses provided information on the job titles and wages of their employees. These data were combined with responses from the previous five biennial surveys to produce the May 2010 occupational estimates contained in this document. A detailed description of methodological aspects of the OES program can be found in the Technical Notes and Methodology section beginning on page xx.

This section will briefly describe cross-industry occupational employment and wage dynamics in statewide Colorado and its sub-State areas. Tables and charts provide details of the cross-industry occupational statistics. Industry-specific wage tables are also included.





Highlights

- **The list of 20 top-earning occupations in Colorado is dominated by health-related occupations**, while nearly half of the lowest-earning 20 occupations are in food preparation and serving.
- **Colorado's average hourly wage (\$22.48) is \$1.13 higher** than the national average (\$21.35).
- **The average hourly wage in 2010 was \$0.37 higher** than the average hourly wage in 2009 (\$22.11) and \$1.01 higher than the average hourly wage in 2008 (\$21.47).
- **There are more Coloradans working as retail salespersons** than in any other occupation, accounting for 3.4 percent of total covered employment.
- **The health care and social assistance, retail trade, and accommodation and food services industries employ the most people** among the 20 industry groups surveyed, accounting for over 30 percent of total employment.
- **Where you work matters:** The Boulder Metropolitan Statistical Area has the highest average and median wages in Colorado, while the Eastern and Southern Colorado Balance of State Area has the lowest average and median wages.



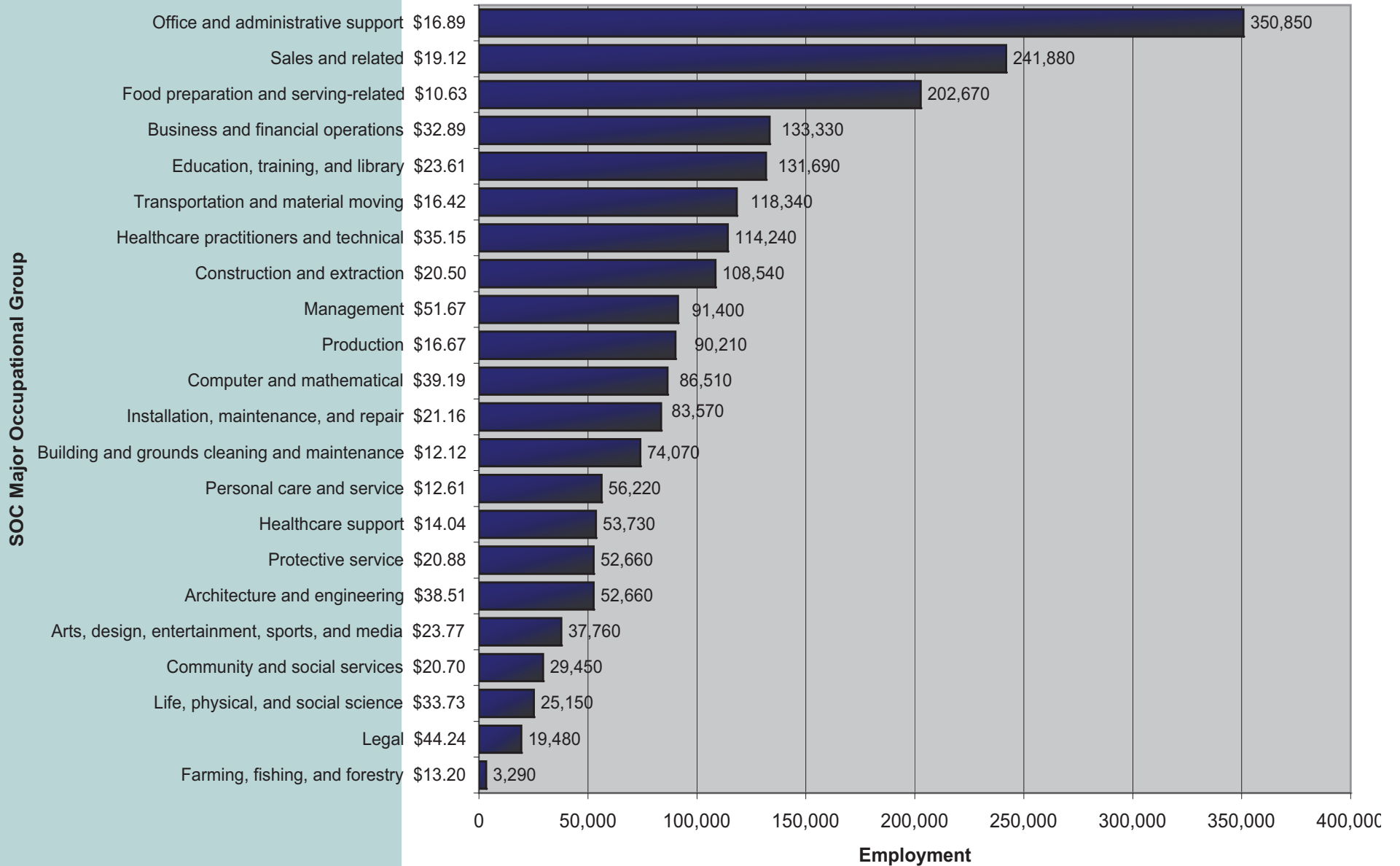
Employment Distribution by Occupation

Total covered employment in Colorado was 2.158 million, a decrease of 76,560 compared to May 2009 and a decrease of 144,650 compared to May 2008. Table 1 and figure 1 show the distribution of employment and list average hourly wages among major occupational groups. The top three major occupational groups (**office and administrative support, sales and related, and food preparation and serving-related**) account for 37 percent of total employment in the state. Major groups with average hourly wages below the overall average of \$22.48 comprise 70 percent of total employment.

Table 1: Employment Distribution and Average Hourly Wage in Major Occupational Groups (Colorado, May 2010)

SOC Major Occupational Group	Average Hourly Wage	Employment	Percent of Total Employment
All occupations	\$22.48	2,157,690	100.0%
Office and administrative support	\$16.89	350,850	16.3%
Sales and related	\$19.12	241,880	11.2%
Food preparation and serving-related	\$10.63	202,670	9.4%
Business and financial operations	\$32.89	133,330	6.2%
Education, training, and library	\$23.61	131,690	6.1%
Transportation and material moving	\$16.42	118,340	5.5%
Healthcare practitioners and technical	\$35.15	114,240	5.3%
Construction and extraction	\$20.50	108,540	5.0%
Management	\$51.67	91,400	4.2%
Production	\$16.67	90,210	4.2%
Computer and mathematical	\$39.19	86,510	4.0%
Installation, maintenance, and repair	\$21.16	83,570	3.9%
Building and grounds cleaning and maintenance	\$12.12	74,070	3.4%
Personal care and service	\$12.61	56,220	2.6%
Healthcare support	\$14.04	53,730	2.5%
Architecture and engineering	\$38.51	52,660	2.4%
Protective service	\$20.88	52,660	2.4%
Arts, design, entertainment, sports, and media	\$23.77	37,760	1.8%
Community and social services	\$20.70	29,450	1.4%
Life, physical, and social science	\$33.73	25,150	1.2%
Legal	\$44.24	19,480	0.9%
Farming, fishing, and forestry	\$13.20	3,290	0.2%

Figure 1: Employment Distribution and Average Hourly Wage in Major Occupational Groups (Colorado, May 2010)

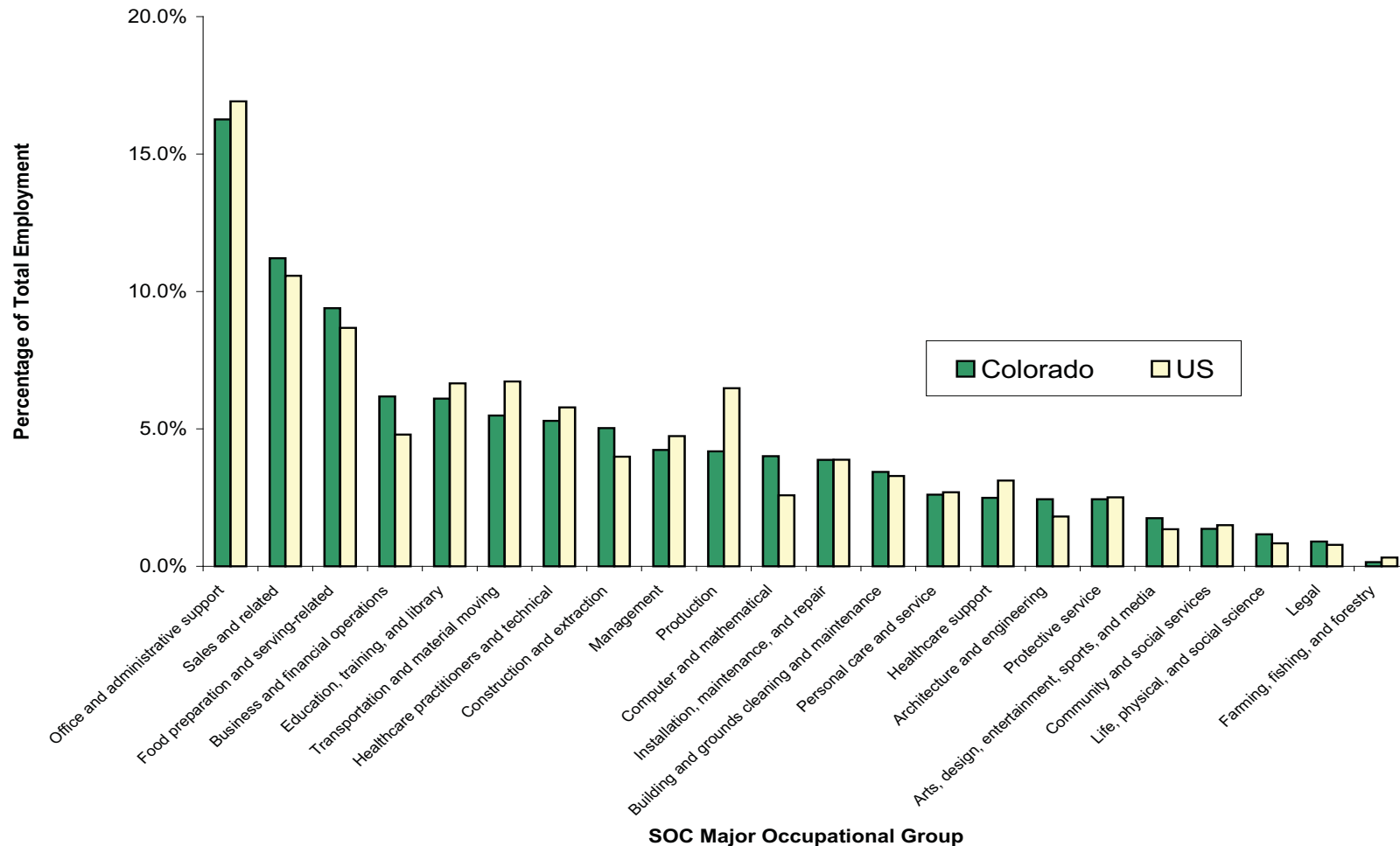


Occupational Employment Distribution in Colorado and the U.S.

The distribution of employment among major occupational groups in Colorado and the US is shown in figure 2. With the exception of **production** occupations, which account for 6.5 percent of occupational employment nationwide but for only 4.2 percent in Colorado, differences between the State

and the country as a whole were small. Colorado had higher proportions of employment in **computer and mathematical** (4.0 percent versus 2.6 percent nationwide), **business and financial operations** (6.2 percent versus 4.8 percent nationwide), and **construction and extraction** occupations (5.0 percent versus 4.0 percent nationwide) and a lower proportion of employment in **transportation and material moving** occupations (5.5 percent versus 6.7 percent nationwide). All other occupational groups differed by less than one percentage point.

Figure 2: Employment Distribution in Major Occupational Groups, Colorado vs United States (May 2010)



Employment Distribution by Industry

As shown in table 2 and figure 3, four industries account for more than 40 percent of employment in Colorado, with more than 200,000 workers each: **health care and social assistance, retail trade, accommodation and food services, and**

educational services. On the other end of the scale, the six smallest industries are **real estate and rental and leasing; arts, entertainment, and recreation; management of companies and enterprises; mining; utilities; and agriculture, forestry, fishing, and hunting.** These employ less than 50,000 workers each and, when combined, they account for less than seven percent of total employment.

Figure 3: Employment Distribution and Average Hourly Wage in Major Industry Groups (Colorado, May 2010)

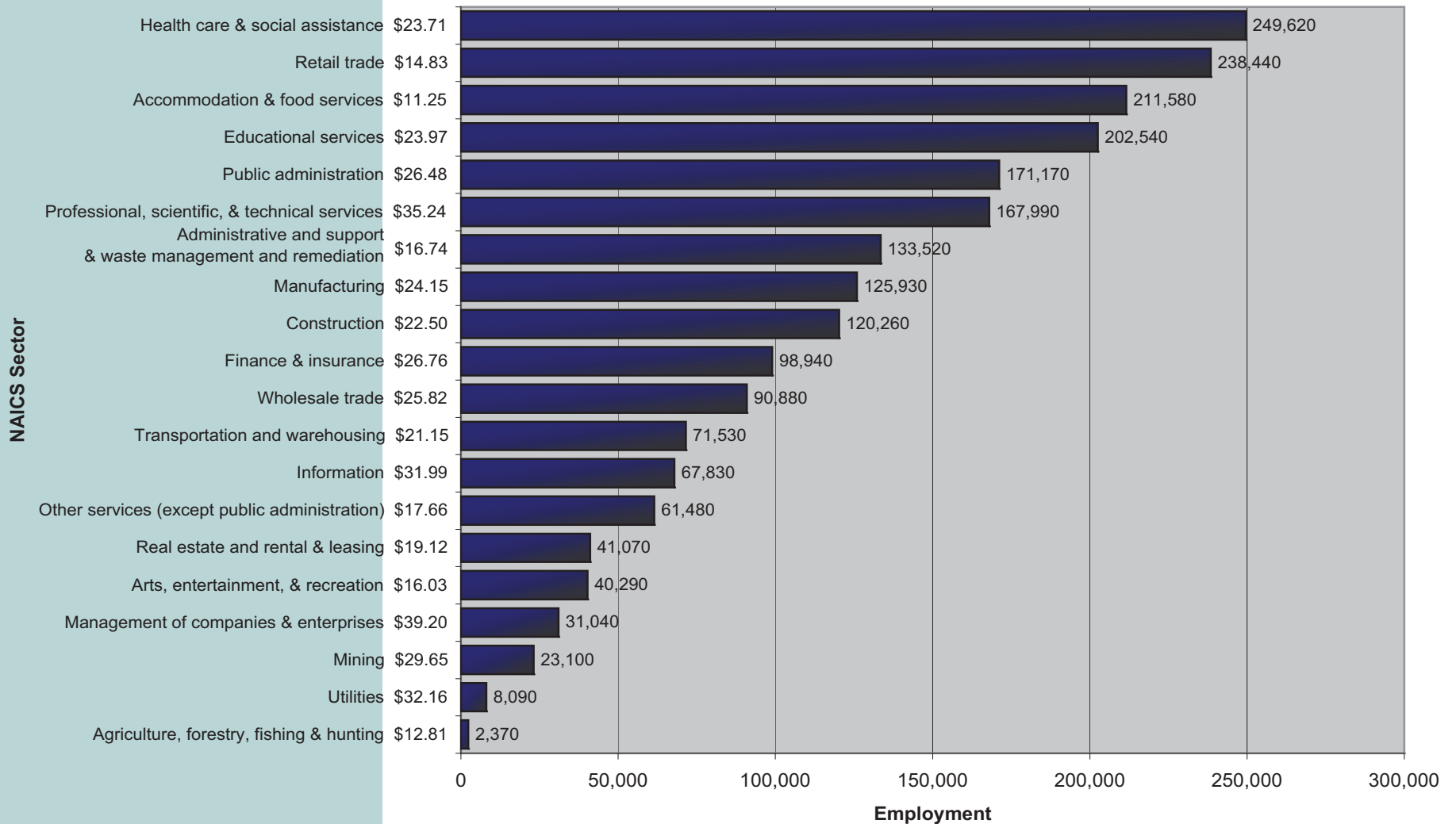


Table 2: Employment Distribution and Average Hourly Wage in Major Industry Groups (Colorado, May 2010)

NAICS Sector	Average Hourly Wage	Employment	% of Total
All industries	\$22.48	2,157,690	100.0%
Health care & social assistance	\$23.71	249,620	11.6%
Retail trade	\$14.83	238,440	11.1%
Accommodation & food services	\$11.25	211,580	9.8%
Educational services	\$23.97	202,540	9.4%
Public administration	\$26.48	171,170	7.9%
Professional, scientific, & technical services	\$35.24	167,990	7.8%
Administrative & support and waste management & remediation services	\$16.74	133,520	6.2%
Manufacturing	\$24.15	125,930	5.8%
Construction	\$22.50	120,260	5.6%
Finance & insurance	\$26.76	98,940	4.6%
Wholesale trade	\$25.82	90,880	4.2%
Transportation and warehousing	\$21.15	71,530	3.3%
Information	\$31.99	67,830	3.1%
Other services (except public administration)	\$17.66	61,480	2.8%
Real estate and rental & leasing	\$19.12	41,070	1.9%
Arts, entertainment, & recreation	\$16.03	40,290	1.9%
Management of companies & enterprises	\$39.20	31,040	1.4%
Mining	\$29.65	23,100	1.1%
Utilities	\$32.16	8,090	0.4%
Agriculture, forestry, fishing & hunting	\$12.81	2,370	0.1%

Historical Employment and Wages

Total and major occupational group wages and employment from the 2000 through 2010 surveys are shown in tables 3, 4a, and 4b. Since the composition of the OES sample changes from year to year, these are properly interpreted as a series of snapshots of employment and wages over the years rather than as a time series. Tables 4c and 4d show major occupational groups ranked by net percentage change in employment and mean hourly wage in 2010 vs 2000. In order to better compare wage changes over time, an adjusted 2000 wage was calculated using a national Consumer Price Index (CPI) factor of 27% (table 4e). The CPI index employed in this analysis is a general national index (not geography- or goods-specific) and was created by the US Department of Labor.

Historical Wage Growth

For unadjusted hourly wages in all occupations combined, 2010 shows an average nearly 29 percent higher and a median nearly 32 percent higher than the average and median seen in 2000 (table 3).

A comparison of changes in adjusted hourly mean wage by occupational group (table 4e) indicated that "real" wage increases exceeded 10 percent in six of 22 categories. The remaining groups showed only modest changes and for the most part kept pace with or lost ground to inflation. The largest numerical gains in salary for the time period occurred in relatively higher-paying legal (+\$9.77, +28.35 percent) and management occupational groups (+\$8.27, 19.07 percent).

Table 3: Employment and Hourly and Annual Wages*, All Occupations (Colorado, 2000-2010)

Year / Survey Panel	Total Employment	Average Hourly Wage	Median Hourly Wage	Average Annual Wage	Median Annual Wage
2000	2,202,820	\$16.67	\$13.46	\$34,675	\$28,002
2001	2,159,380	\$17.32	\$14.08	\$36,027	\$29,285
2002 Nov	2,129,430	\$18.13	\$14.46	\$37,710	\$30,078
2003 May	2,112,700	\$18.50	\$14.82	\$38,470	\$30,823
2003 Nov	2,097,650	\$18.63	\$14.99	\$38,744	\$31,187
2004 May	2,110,640	\$18.95	\$15.26	\$39,409	\$31,732
2004 Nov	2,130,430	\$19.14	\$15.39	\$39,821	\$32,012
2005 May	2,151,520	\$19.36	\$15.53	\$40,277	\$32,312
2006 May	2,207,120	\$19.93	\$15.82	\$41,452	\$32,913
2007 May	2,258,230	\$21.21	\$16.68	\$44,127	\$34,688
2008 May	2,302,340	\$21.47	\$16.87	\$44,659	\$35,085
2009 May	2,234,250	\$22.11	\$17.44	\$45,990	\$36,267
2010 May	2,157,690	\$22.48	\$17.72	\$46,767	\$36,851

**Unadjusted historical data*

Healthcare practitioners and technical (+\$5.95, +20.39 percent); life, physical, and social science (\$5.05, 17.62 percent); architecture and engineering (+\$4.64, +13.7 percent); and business and financial operations occupations (+\$3.29, +11.1 percent) also made appreciable gains in hourly mean wage adjusted for inflation. Other categories either showed either minimal gains or actually lost ground when compared to inflation-adjusted wages; these changes ranged from +\$1.59 (+4.22 percent) in computer and mathematical to -\$0.40 (-1.65 percent) in arts, design, entertainment, sports, and media occupations.

Table 4a. Employment in Major Occupational Groups (Colorado, 2000-2010)

SOC Major Occupational Group	2000	2001	2002*	2003*	2004*	2005*	2006*	2007*	2008*	2009*	2010*
Management	141,240	127,980	121,840	104,510	104,990	106,820	107,070	103,410	99,190	96,060	91,400
Business and financial operations	84,270	87,660	89,310	97,990	103,350	107,590	114,640	122,710	126,560	131,640	133,330
Computer and mathematical	93,030	84,530	75,940	76,320	76,000	74,550	77,980	81,700	86,370	88,120	86,510
Architecture and engineering	52,440	56,090	53,820	52,920	52,680	52,890	54,890	57,230	59,050	56,490	52,660
Life, physical, and social science	24,170	23,430	25,120	23,000	24,130	27,180	28,390	28,770	28,750	28,540	25,150
Community and social services	23,660	23,230	22,820	22,500	24,210	25,030	26,380	27,650	28,990	30,270	29,450
Legal	15,960	14,290	13,980	14,290	15,670	17,150	17,630	18,050	19,060	18,880	19,480
Education, training, and library	109,490	115,910	119,410	116,810	115,400	117,540	120,890	125,450	129,720	129,840	131,690
Arts, design, entertainment, sports, and media	27,710	28,190	29,060	29,350	30,360	30,090	31,630	38,110	40,380	40,610	37,760
Healthcare practitioners and technical	83,290	84,420	86,450	87,190	95,050	96,110	99,920	102,840	109,080	112,440	114,240
Healthcare support	40,090	41,080	41,410	39,620	39,580	39,850	41,610	44,880	46,850	49,850	53,730
Protective service	46,780	45,210	45,040	44,320	45,840	46,490	46,580	48,090	48,520	50,200	52,660
Food preparation and serving-related	186,970	185,780	185,510	188,510	191,740	195,260	197,070	202,150	207,720	206,780	202,670
Building and grounds cleaning and maintenance	74,640	74,180	73,830	69,980	73,080	73,390	76,160	76,050	78,900	76,260	74,070
Personal care and service	49,370	47,070	47,280	52,480	55,510	58,120	60,700	60,010	63,020	59,580	56,220
Sales and related	245,730	248,910	243,610	242,850	247,990	249,260	257,450	259,120	262,520	247,610	241,880
Office and administrative support	386,150	384,610	381,410	376,770	372,790	372,530	372,340	381,530	381,880	368,620	350,850
Farming, fishing, and forestry	3,680	3,650	3,900	5,160	5,000	4,910	3,450	3,620	3,430	3,210	3,290
Construction and extraction	143,680	137,690	132,630	124,480	128,890	130,190	141,740	146,010	150,410	131,390	108,540
Installation, maintenance, and repair	91,470	90,620	88,300	88,010	86,200	87,800	89,030	90,110	92,640	88,870	83,570
Production	135,100	119,090	112,280	106,880	106,820	104,490	103,820	102,730	103,660	94,350	90,210
Transportation and material moving	143,920	135,780	136,480	133,690	135,170	134,290	137,740	138,010	135,640	124,640	118,340

*Beginning in 2002, OES data were collected in biennial rather than annual surveys, and during 2002-2004 estimates were published biennially. In these tables, 2002-2004 data are from the November survey and 2005-2010 data are from the May survey.

Table 4b. Average Hourly Wages in Major Occupational Groups (Colorado, 2000-2010)**

SOC Major Occupational Group	2000	2001	2002*	2003*	2004*	2005*	2006*	2007*	2008*	2009*	2010*
Management	\$34.17	\$35.46	\$39.01	\$41.34	\$42.41	\$42.81	\$43.87	\$46.93	\$47.96	\$49.31	\$51.67
Business and financial operations	\$23.31	\$24.83	\$26.49	\$27.74	\$28.22	\$28.85	\$30.23	\$32.37	\$32.49	\$32.67	\$32.89
Computer and mathematical	\$29.61	\$30.82	\$31.48	\$32.69	\$33.94	\$34.06	\$34.61	\$37.98	\$38.36	\$39.34	\$39.19
Architecture and engineering	\$26.67	\$28.05	\$28.76	\$30.13	\$31.79	\$32.18	\$33.70	\$36.61	\$37.40	\$38.32	\$38.51
Life, physical, and social science	\$22.58	\$23.83	\$24.86	\$27.50	\$28.87	\$29.33	\$29.35	\$31.73	\$32.10	\$33.26	\$33.73
Community and social services	\$16.30	\$16.64	\$17.12	\$17.94	\$18.54	\$18.50	\$18.82	\$19.67	\$19.57	\$19.94	\$20.70
Legal	\$27.14	\$30.04	\$34.22	\$33.49	\$34.65	\$37.02	\$38.16	\$41.52	\$43.16	\$45.20	\$44.24
Education, training, and library	\$17.65	\$18.15	\$19.22	\$18.85	\$19.67	\$19.94	\$21.14	\$22.24	\$22.42	\$22.88	\$23.61
Arts, design, entertainment, sports, and media	\$19.03	\$19.66	\$21.12	\$21.24	\$20.89	\$20.64	\$21.14	\$22.10	\$22.94	\$23.68	\$23.77
Healthcare practitioners and technical	\$22.99	\$24.48	\$26.96	\$28.39	\$29.56	\$29.12	\$30.57	\$32.51	\$32.98	\$34.38	\$35.15
Healthcare support	\$11.27	\$12.17	\$12.01	\$12.56	\$12.59	\$12.82	\$13.05	\$13.98	\$14.02	\$14.21	\$14.04
Protective service	\$16.19	\$17.22	\$17.70	\$18.98	\$19.12	\$18.88	\$18.94	\$19.88	\$20.19	\$20.94	\$20.88
Food preparation and serving-related	\$8.47	\$8.70	\$8.95	\$8.82	\$8.96	\$8.87	\$8.98	\$9.90	\$10.28	\$10.54	\$10.63
Building and grounds cleaning and maintenance	\$9.56	\$9.85	\$10.26	\$10.54	\$10.75	\$10.99	\$11.35	\$12.01	\$11.87	\$11.96	\$12.12
Personal care and service	\$9.66	\$10.21	\$10.45	\$10.64	\$11.00	\$11.20	\$11.36	\$12.69	\$12.13	\$12.60	\$12.61
Sales and related	\$14.41	\$14.77	\$15.80	\$16.27	\$16.71	\$16.98	\$17.66	\$18.38	\$18.83	\$18.84	\$19.12
Office and administrative support	\$13.20	\$13.75	\$14.08	\$14.50	\$15.02	\$15.18	\$15.39	\$16.20	\$16.38	\$16.76	\$16.89
Farming, fishing, and forestry	\$9.68	\$9.95	\$9.91	\$10.47	\$10.57	\$10.94	\$10.79	\$11.35	\$12.33	\$12.87	\$13.20
Construction and extraction	\$16.18	\$16.93	\$17.38	\$17.83	\$18.05	\$18.09	\$18.22	\$19.42	\$19.59	\$20.21	\$20.50
Installation, maintenance, and repair	\$16.65	\$17.37	\$17.89	\$18.73	\$18.85	\$18.99	\$19.37	\$20.18	\$20.30	\$20.94	\$21.16
Production	\$12.43	\$13.18	\$13.67	\$14.27	\$14.54	\$14.75	\$15.07	\$15.63	\$15.76	\$16.35	\$16.67
Transportation and material moving	\$13.01	\$13.48	\$13.91	\$14.42	\$14.50	\$14.97	\$15.05	\$16.30	\$16.07	\$16.28	\$16.42

*Beginning in 2002, OES data were collected in biennial rather than annual surveys, and during 2002-2004 estimates were published biennially. In these tables, 2002-2004 data are from the November survey and 2005-2010 data are from the May survey.

**Unadjusted historical data

**Table 4c. Employment Change in Major Occupational Groups
(Colorado, 2000-2010)**

SOC Major Occupational Group	Employment change (%)
Business and financial operations	58.22%
Healthcare practitioners and technical	37.16%
Arts, design, entertainment, sports, and media	36.27%
Healthcare support	34.02%
Community and social services	24.47%
Legal	22.06%
Education, training, and library	20.28%
Personal care and service	13.87%
Protective service	12.57%
Food preparation and serving-related	8.40%
Life, physical, and social science	4.05%
Architecture and engineering	0.42%
Building and grounds cleaning and maintenance	-0.76%
Sales and related	-1.57%
Computer and mathematical	-7.01%
Installation, maintenance, and repair	-8.64%
Office and administrative support	-9.14%
Farming, fishing, and forestry	-10.60%
Transportation and material moving	-17.77%
Construction and extraction	-24.46%
Production	-33.23%
Management	-35.29%

**Table 4d. Wage Change in Major Occupational Groups
(Colorado, 2000-2010)**

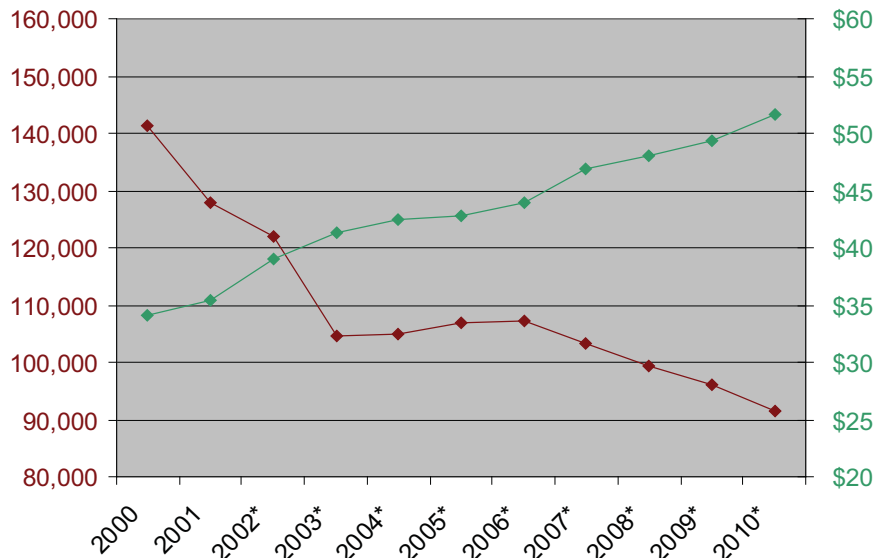
SOC Major Occupational Group	Mean hourly wage change (%)
Legal	63.01%
Healthcare practitioners and technical	52.89%
Management	51.21%
Life, physical, and social science	49.38%
Architecture and engineering	44.39%
Business and financial operations	41.10%
Farming, fishing, and forestry	36.36%
Production	34.11%
Education, training, and library	33.77%
Sales and related	32.69%
Computer and mathematical	32.35%
Personal care and service	30.54%
Protective service	28.97%
Office and administrative support	27.95%
Installation, maintenance, and repair	27.09%
Community and social services	26.99%
Building and grounds cleaning and maintenance	26.78%
Construction and extraction	26.70%
Transportation and material moving	26.21%
Food preparation and serving-related	25.50%
Arts, design, entertainment, sports, and media	24.91%
Healthcare support	24.58%

Table 4e. 2010 vs Adjusted 2000 Wage in Major Occupational Groups (Colorado, 2000-2010)

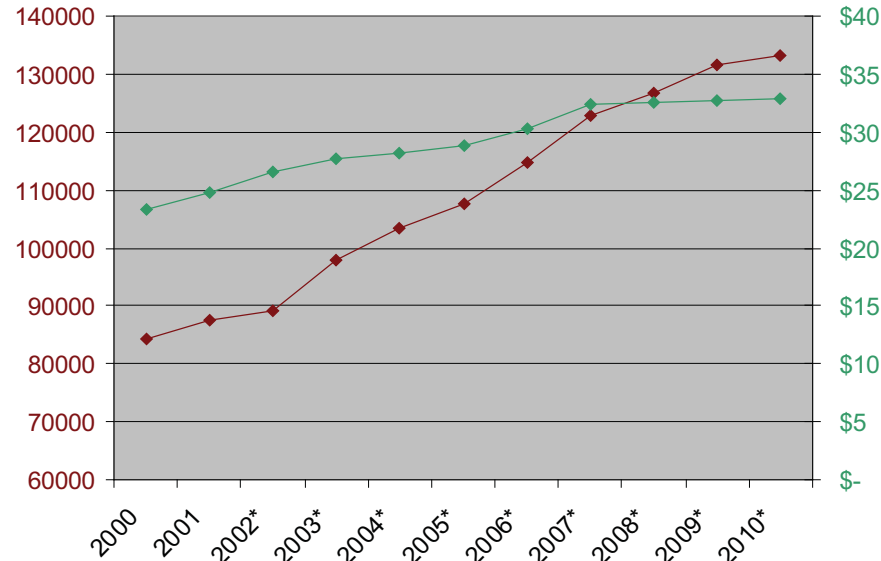
SOC Major Occupational Group	2000 wage adjusted for inflation*	2010 wage	2010 vs adjusted 2000	2010 vs adjusted 2000 (%)
Management	\$43.40	\$51.67	+ \$8.27	19.07%
Business and financial operations	\$29.60	\$32.89	+ \$3.29	11.10%
Computer and mathematical	\$37.60	\$39.19	+ \$1.59	4.22%
Architecture and engineering	\$33.87	\$38.51	+ \$4.64	13.70%
Life, physical, and social science	\$28.68	\$33.73	+ \$5.05	17.62%
Community and social services	\$20.70	\$20.70	+ \$0.00	0.00%
Legal	\$34.47	\$44.24	+ \$9.77	28.35%
Education, training, and library	\$22.42	\$23.61	+ \$1.19	5.33%
Arts, design, entertainment, sports, and media	\$24.17	\$23.77	- \$0.40	-1.65%
Healthcare practitioners and technical	\$29.20	\$35.15	+ \$5.95	20.39%
Healthcare support	\$14.31	\$14.04	- \$0.27	-1.91%
Protective service	\$20.56	\$20.88	+ \$0.32	1.55%
Food preparation and serving-related	\$10.76	\$10.63	- \$0.13	-1.18%
Building and grounds cleaning and maintenance	\$12.14	\$12.12	- \$0.02	-0.17%
Personal care and service	\$12.27	\$12.61	+ \$0.34	2.79%
Sales and related	\$18.30	\$19.12	+ \$0.82	4.48%
Office and administrative support	\$16.76	\$16.89	+ \$0.13	0.75%
Farming, fishing, and forestry	\$12.29	\$13.20	+ \$0.91	7.37%
Construction and extraction	\$20.55	\$20.50	- \$0.05	-0.24%
Installation, maintenance, and repair	\$21.15	\$21.16	+ \$0.01	0.07%
Production	\$15.79	\$16.67	+ \$0.88	5.60%
Transportation and material moving	\$16.52	\$16.42	- \$0.10	-0.62%

*Ten-year BLS-computed CPI factor of 27%

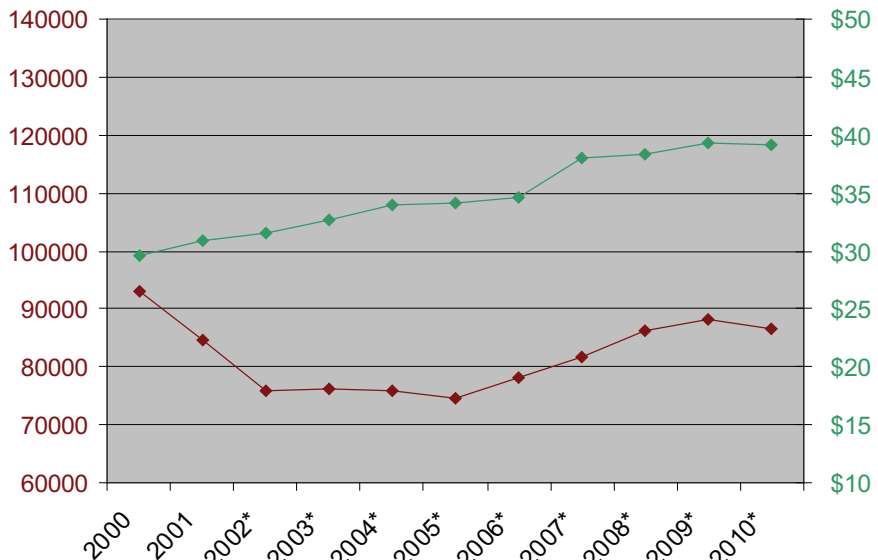
Historical Figure 1. Employment and hourly mean wage 2000-2010 Management occupations



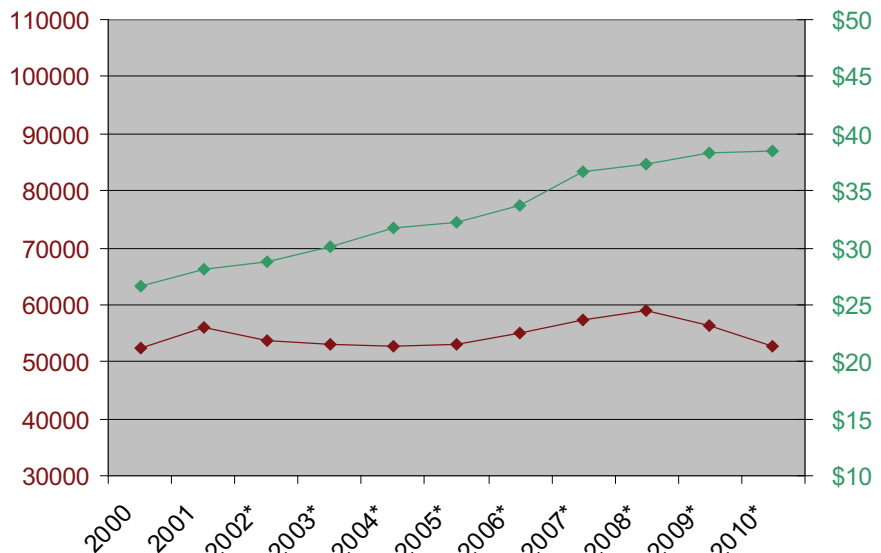
Historical Figure 2. Employment and hourly mean wage 2000-2010 Business & financial operations occupations



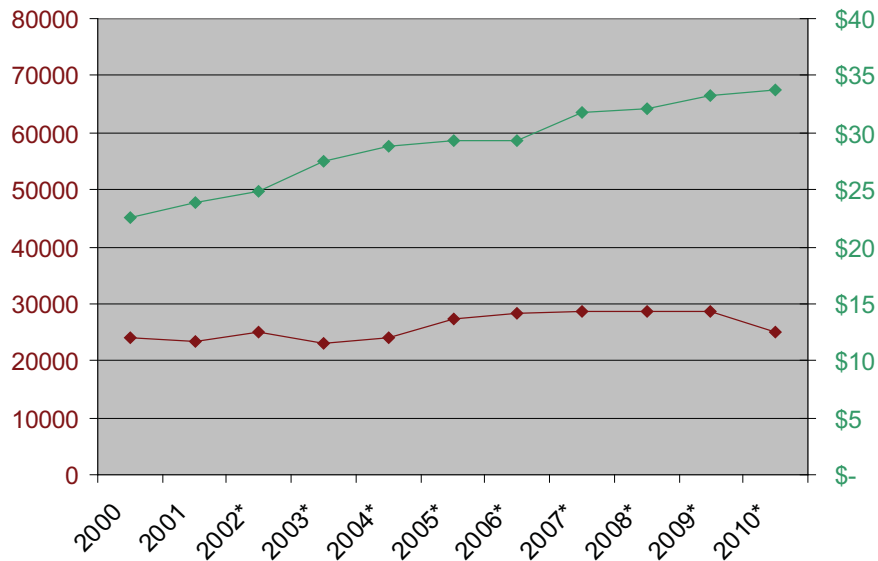
Historical Figure 3. Employment and hourly mean wage 2000-2010 Computer & mathematical occupations



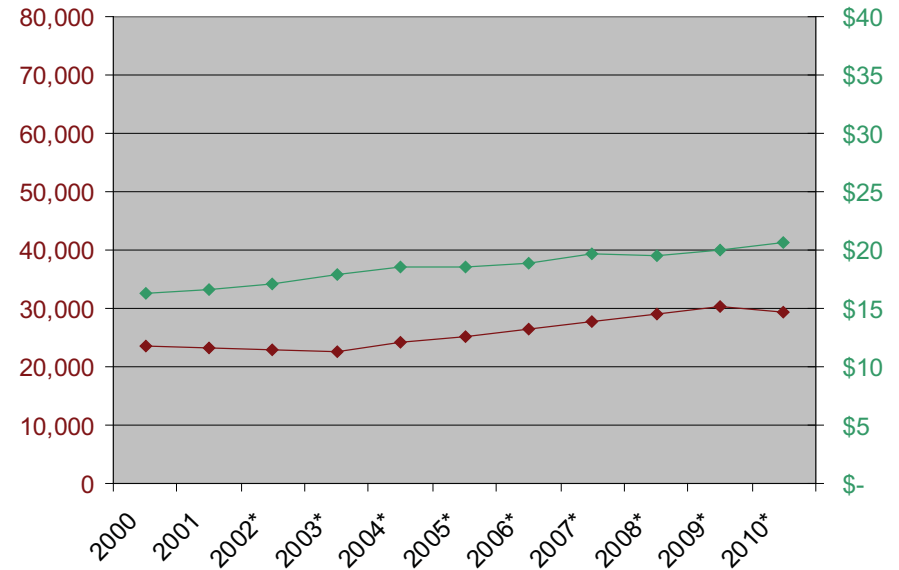
Historical Figure 4. Employment and hourly mean wage 2000-2010 Architecture & engineering occupations



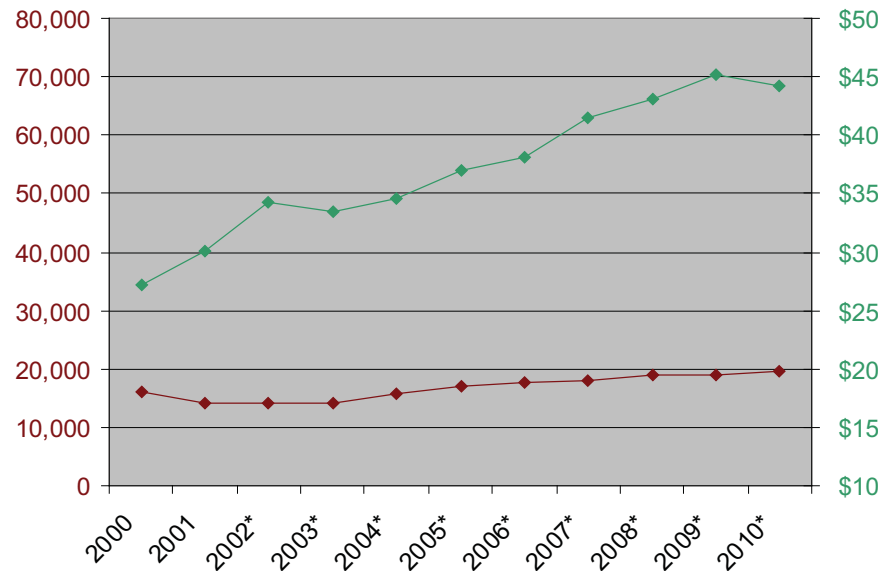
Historical Figure 5. Employment and hourly mean wage 2000-2010 Life, physical, & social science occupations



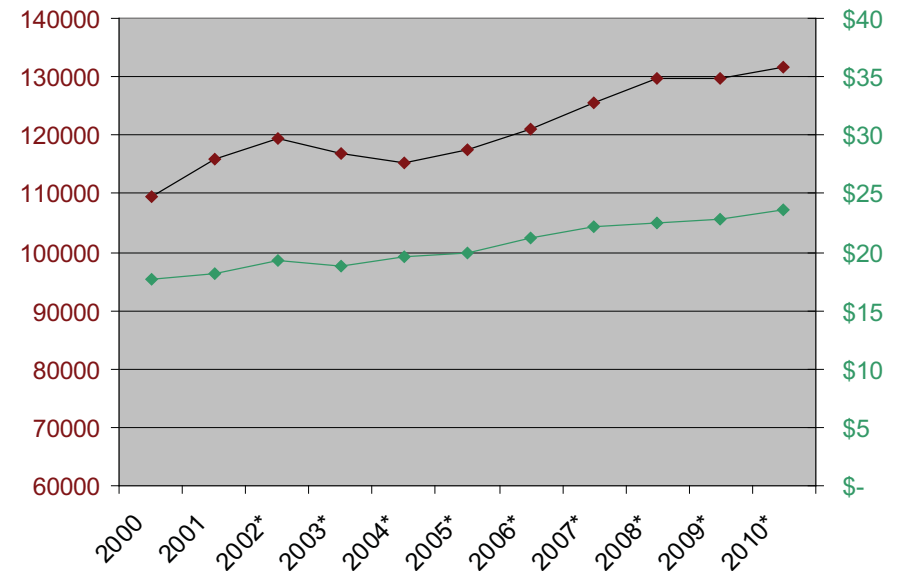
Historical Figure 6. Employment and hourly mean wage 2000-2010 Community & social services occupations

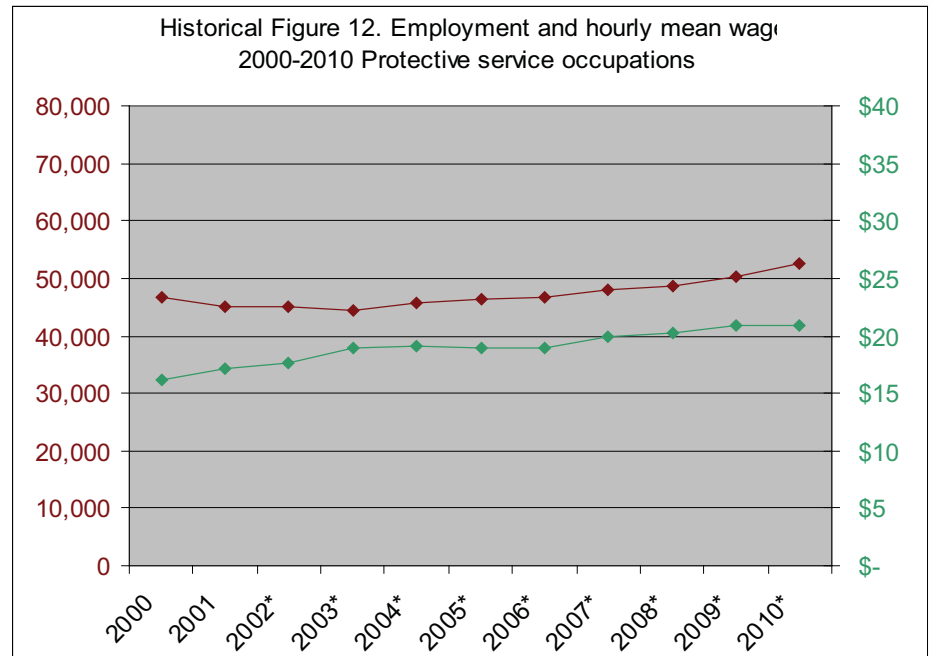
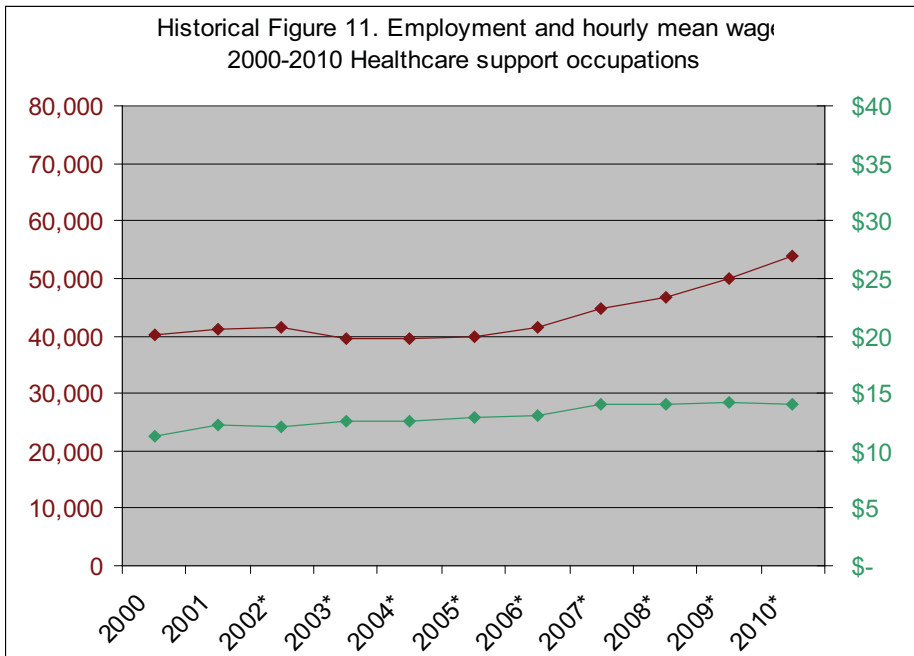
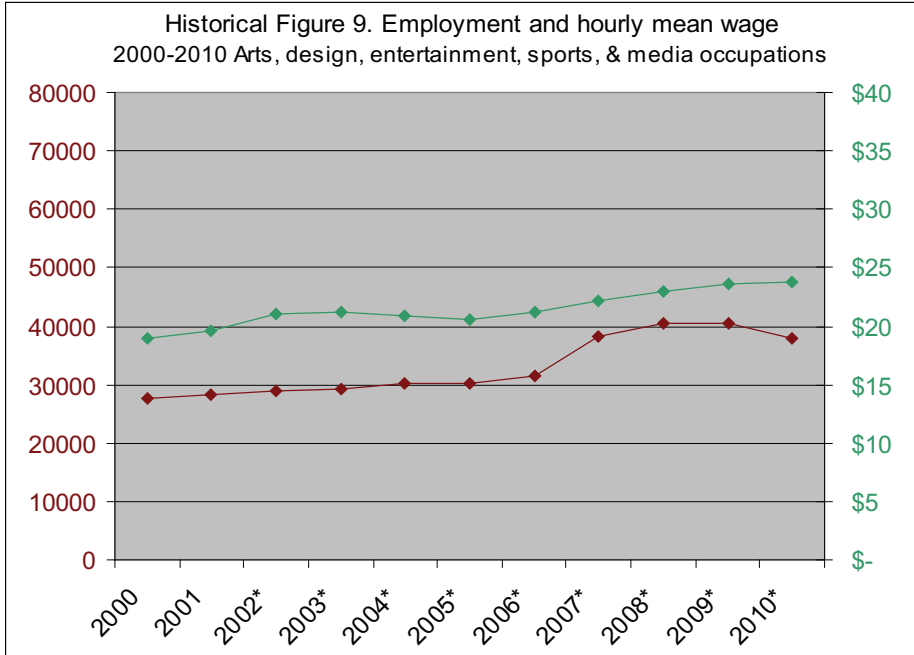


Historical Figure 7. Employment and hourly mean wage 2000-2010 Legal occupations

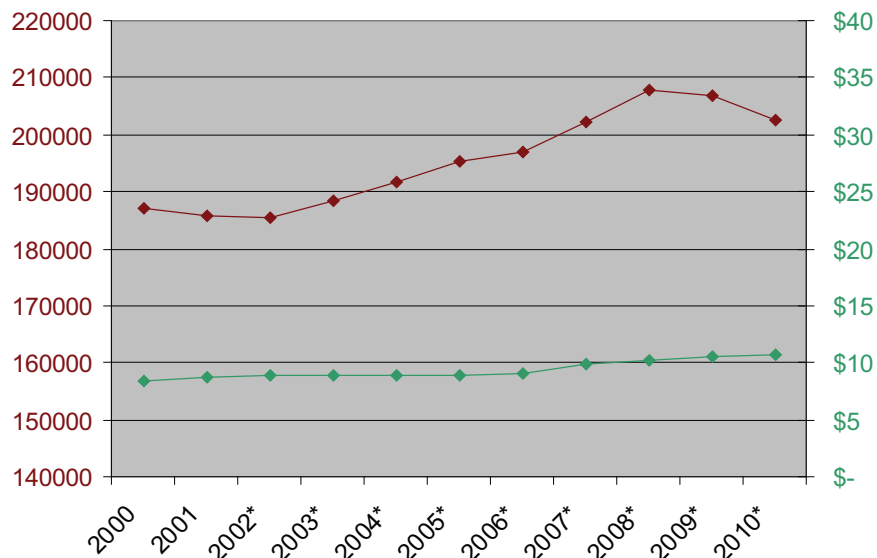


Historical Figure 8. Employment and hourly mean wage 2000-2010 Education, training, & library occupations

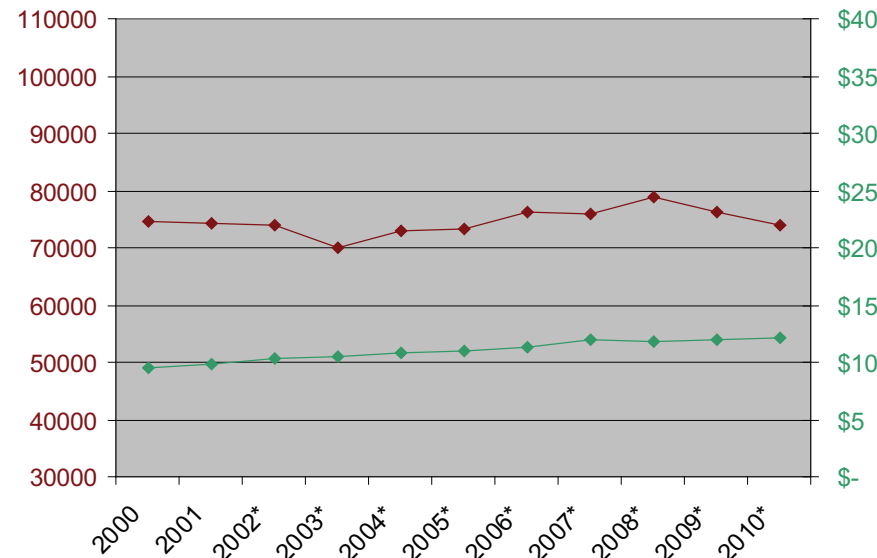




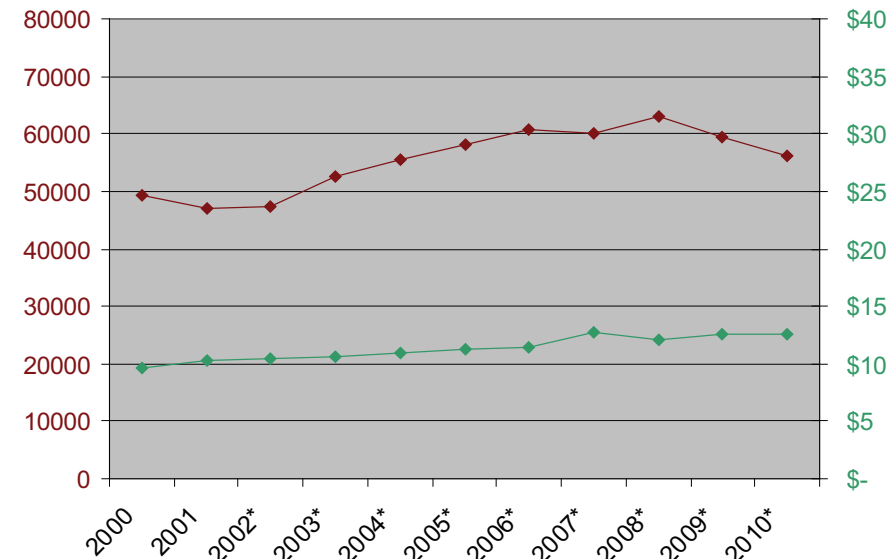
Historical Figure 13. Employment and hourly mean wage 2000-2010 Food preparation & serving-related occupations



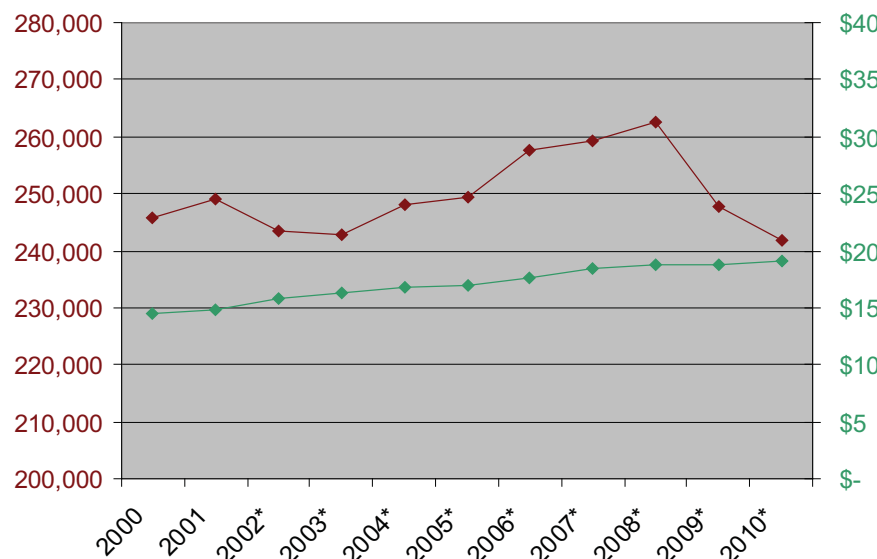
Historical Figure 14. Employment and hourly mean wage 2000-2010 Building & grounds cleaning & maintenance occupations



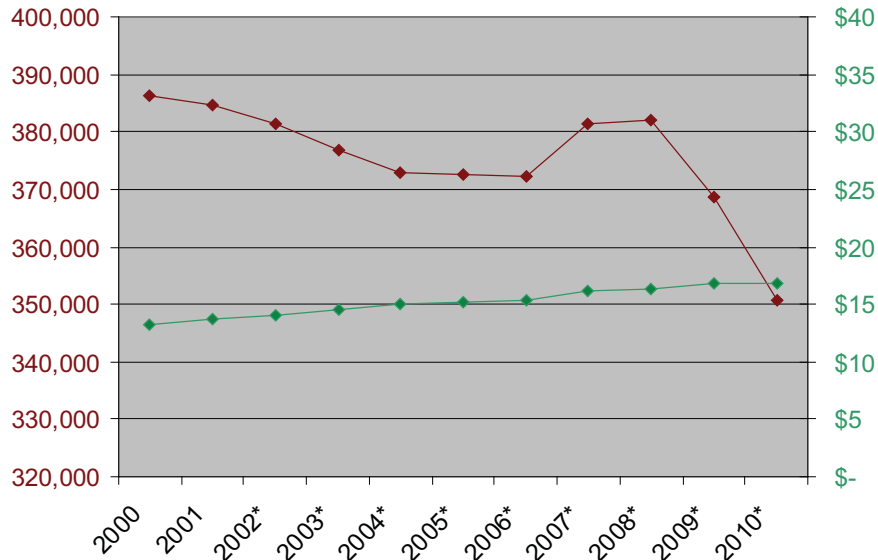
Historical Figure 15. Employment and hourly mean wage 2000-2010 Personal care & service occupations



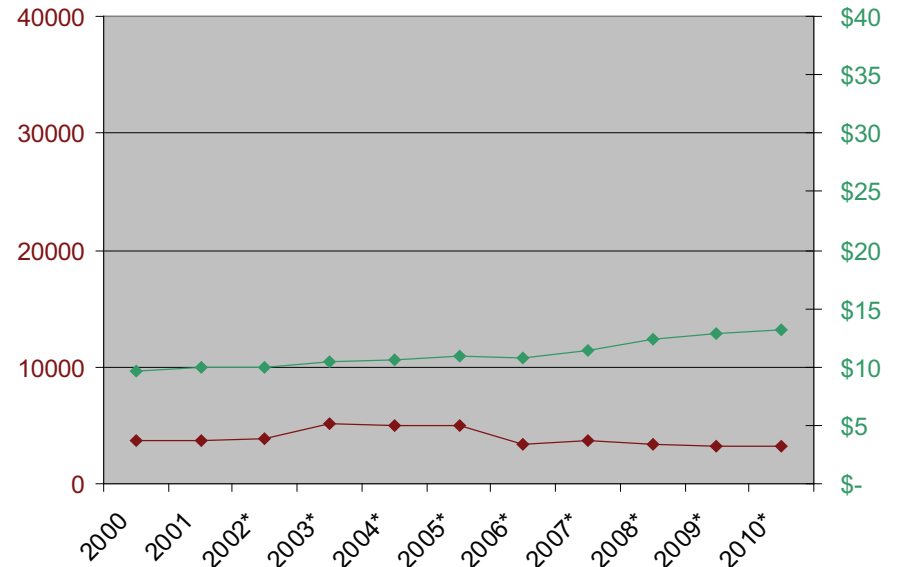
Historical Figure 16. Employment and hourly mean wage 2000-2010 Sales & related occupations



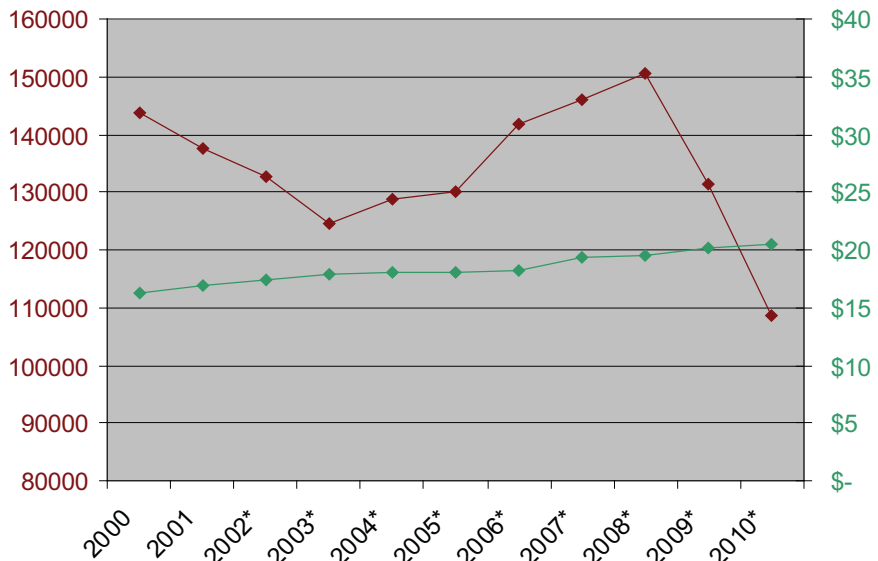
Historical Figure 17. Employment and hourly mean wage 2000-2010 Office & administrative support occupations



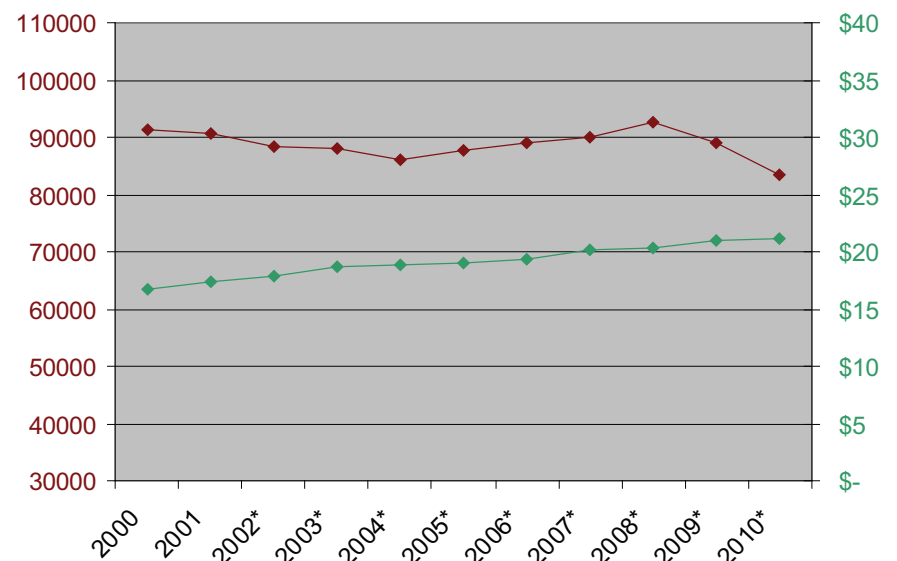
Historical Figure 18. Employment and hourly mean wage 2000-2010 Farming, fishing, & forestry occupations



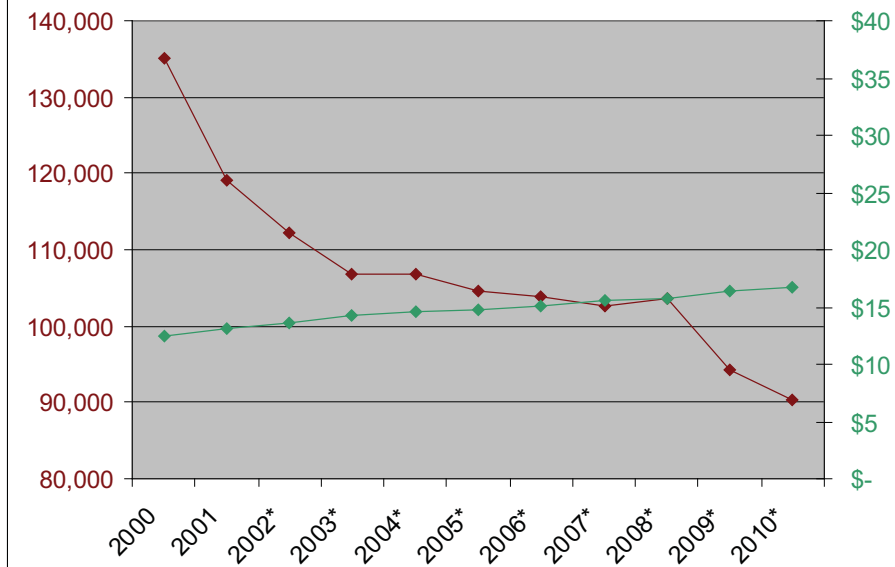
Historical Figure 19. Employment and hourly mean wage 2000-2010 Construction & extraction occupations



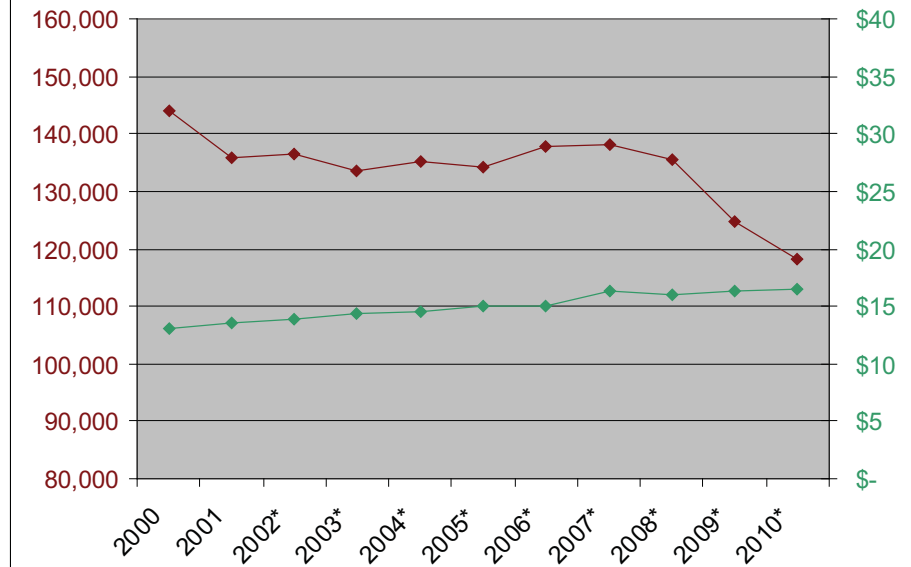
Historical Figure 20. Employment and hourly mean wage 2000-2010 Installation, maintenance, & repair occupations



Historical Figure 21. Employment and hourly mean wage
2000-2010 Production occupations



Historical Figure 22. Employment and hourly mean wage
2000-2010 Transportation & material moving occupations



Historical Employment Gains and Losses

The 2010 Colorado OES estimates indicate an overall employment decrease of 47,140 compared to the 2000 estimates. It is important to note that this decrease was not a linear trend. Table 3 shows that total covered employment in Colorado decreased from 2,202,820 in 2000 to a low of 2,097,650 in 2003, and then rose to a high of 2,302,340 in 2008 before decreasing by approximately 150,000 from 2008 to 2010.

When comparing 2010 employment with that in 2000, the business and financial operations category showed the largest total and percentage employment increases of any group with a net gain of 49,060 (+58.22 percent), followed by healthcare practitioners and technical which showed a 30,950

increase in the same period (tables 3 and 4c). The biggest job-shedding major occupational group over the period was management with a loss of 49,840 jobs (-35.29 percent). Other declining occupational groups included production (44,890 losses, -33.23 percent), office and administrative support (35,300 losses, -9.14 percent), construction and extraction (35,140 losses, -24.46 percent) and transportation and material moving (25,580 losses, -17.77 percent), accounting for a net loss of approximately 140,910 in employment over the period.

Historical Wage and Employment Changes

There is no obvious relationship between wage changes and employment changes during 2000-2010. Occupational groups that increased salary

over the time period were not necessarily those with increases in employment. Comparison of wage and employment changes over the 10-year period yielded no relationship (correlation coefficient of .095). Additionally, a comparison of 2010 mean wages with employment changes over 10 years also yielded no correlation. Neither higher- nor lower-paying occupational groups consistently experienced increased or decreased employment growth (correlation coefficient of .038) further indicating the possibility that wages did not drive employment changes or vice versa.

While it is sometimes speculated that a decrease in the number of individuals employed in an occupation increases demand and therefore generates wage pressures that increase salaries, such a pattern was not observed in the OES data.

Top 20 Occupations by Employment

The group of 20 occupations which employ the largest number of workers is very similar to that seen in previous years, with minor changes in ranking:

compared to 2009, **executive secretaries and administrative assistants** have dropped while **sales representatives** and **elementary school teachers** have risen in the rankings. The top five occupations are **retail salespersons, secretaries, cashiers, registered nurses, and waiters and waitresses**.

Table 5. Top 20 Occupations by Employment (Colorado, May 2010)

SOC Occupational Title	Employment	Average Hourly Wage	Median Hourly Wage	Average Annual Wage	Median Annual Wage	Rank last year
Retail salespersons	73,190	\$13.16	\$10.91	\$27,380	\$22,698	1
Secretaries and administrative assistants, except legal, medical, and executive	54,600	\$16.07	\$15.74	\$33,432	\$32,747	3
Cashiers	44,450	\$9.97	\$9.18	\$20,732	\$19,091	4
Registered nurses	41,960	\$32.35	\$31.81	\$67,282	\$66,170	6
Waiters and waitresses	41,920	\$10.88	\$8.67	\$22,631	\$18,043	5
Customer service representatives	40,590	\$16.18	\$15.06	\$33,653	\$31,330	8
General and operations managers	39,790	\$54.99	\$45.83	\$114,385	\$95,321	7
Business operations specialists, all other	36,530	\$32.65	\$30.49	\$67,922	\$63,429	10
Janitors and cleaners, except maids and housekeeping cleaners	34,560	\$11.22	\$10.45	\$23,348	\$21,740	9
Sales representatives, wholesale and manufacturing, except technical and scientific products	31,980	\$30.28	\$25.32	\$62,982	\$52,672	13
Bookkeeping, accounting, and auditing clerks	31,420	\$16.93	\$16.42	\$35,209	\$34,153	11
Accountants and auditors	28,530	\$33.86	\$30.08	\$70,419	\$62,572	14
Stock clerks and order fillers	28,330	\$12.44	\$11.19	\$25,875	\$23,265	15
Elementary school teachers, except special education	23,120	NA	NA	\$49,154	\$47,082	18
Executive secretaries and executive administrative assistants	23,110	\$22.85	\$21.88	\$47,533	\$45,501	12
Laborers and freight, stock, and material movers, hand	22,810	\$12.72	\$11.92	\$26,453	\$24,800	16
Office clerks, general	22,270	\$14.23	\$13.54	\$29,606	\$28,163	19
Cooks, restaurant	21,510	\$11.15	\$10.91	\$23,186	\$22,691	17
Truck drivers, heavy and tractor-trailer	20,770	\$19.85	\$19.07	\$41,282	\$39,657	--
Maintenance and repair workers, general	20,500	\$17.41	\$16.57	\$36,214	\$34,466	20

Top 20 Occupations by Wage

As might be expected, health professions such as **anesthesiologists**, **obstetricians and gynecologists**, and **surgeons** dominate the 20 occupations that earn the highest wages. Also in the top 20 are **athletes and sports**

competitors, high-level **managers**, and **lawyers**. Returning to this year's rankings are **anesthesiologists** and **marketing managers**; **postsecondary law teachers** appear for the first time. Occupations that have dropped off the top 20 are **nuclear engineers**, **financial managers**, and **judges, magistrate judges, and magistrates**.

Table 6. Top 20 Occupations by Wage (Colorado, May 2010)

SOC Occupational Title	Employment	Average Hourly Wage	Median Hourly Wage	Average Annual Wage	Median Annual Wage	Rank last year
Anesthesiologists	420	\$118.77	NA	\$247,042	NA	--
Obstetricians and gynecologists	520	\$110.25	NA	\$229,315	NA	2
Surgeons	970	\$107.31	NA	\$223,198	NA	1
Physicians and surgeons, all other	3,420	\$93.88	NA	\$195,279	NA	3
Family and general practitioners	2,150	\$89.57	NA	\$186,305	NA	4
Orthodontists	200	\$86.10	\$64.46	\$179,086	\$134,076	12
Podiatrists	140	\$84.40	NA	\$175,545	NA	11
Chief executives	1,390	\$82.96	\$78.23	\$172,564	\$162,710	5
Pediatricians, general	280	\$79.94	\$73.92	\$166,277	\$153,744	7
Psychiatrists	320	\$74.32	\$75.88	\$154,583	\$157,830	9
Internists, general	NA	\$68.16	\$71.75	\$141,771	\$149,233	6
Dentists, general	1,690	\$67.34	\$57.56	\$140,074	\$119,729	8
Athletes and sports competitors	NA	NA	NA	\$139,444	\$145,122	10
Law teachers, postsecondary	210	NA	NA	\$139,082	\$134,372	--
Engineering managers	2,850	\$64.05	\$61.54	\$133,225	\$128,004	14
Petroleum engineers	1,020	\$61.57	\$61.26	\$128,058	\$127,429	13
Natural sciences managers	1,010	\$60.50	\$57.29	\$125,831	\$119,171	19
Computer and information systems managers	4,550	\$60.34	\$57.72	\$125,500	\$120,061	15
Marketing managers	1,980	\$60.06	\$56.02	\$124,916	\$116,522	--
Lawyers	10,540	\$59.28	\$51.73	\$123,300	\$107,590	17

Bottom 20 Occupations by Wage

Among occupations with at least 1000 workers statewide, those with the lowest average hourly wages are dominated by occupations in the food

preparation and serving-related group: **counter attendants, dishwashers, fast food cooks, hosts and hostesses, dining room and cafeteria attendants, and bartenders** are all found in the ten lowest-earning occupations.

Table 7. Bottom 20 Occupations* by Wage (Colorado, May 2010)

SOC Occupational Title	Employment	Average Hourly Wage	Median Hourly Wage	Average Annual Wage	Median Annual Wage	Rank last year
Counter attendants, cafeteria, food concession, and coffee shop	6,130	\$8.87	\$8.66	\$18,456	\$18,013	5
Dishwashers	9,490	\$8.93	\$8.76	\$18,581	\$18,215	2
Cooks, fast food	3,770	\$8.97	\$8.76	\$18,648	\$18,225	1
Ushers, lobby attendants, and ticket takers	1,660	\$9.25	\$8.84	\$19,230	\$18,395	4
Hosts and hostesses, restaurant, lounge, and coffee shop	7,730	\$9.33	\$8.90	\$19,401	\$18,508	9
Dining room and cafeteria attendants and bartender helpers	7,150	\$9.33	\$8.69	\$19,399	\$18,081	7
Amusement and recreation attendants	4,550	\$9.70	\$9.08	\$20,177	\$18,895	10
Bartenders	10,010	\$9.76	\$8.60	\$20,299	\$17,892	11
Lifeguards, ski patrol, and other recreational protective service workers	4,570	\$9.88	\$9.36	\$20,547	\$19,479	13
Gaming dealers	1,280	\$9.89	\$8.49	\$20,564	\$17,659	--
Laundry and dry-cleaning workers	4,170	\$9.94	\$9.76	\$20,678	\$20,309	16
Cashiers	44,450	\$9.97	\$9.18	\$20,732	\$19,091	12
Service station attendants	1,510	\$10.18	\$9.18	\$21,182	\$19,090	15
Maids and housekeeping cleaners	14,320	\$10.21	\$9.51	\$21,236	\$19,784	14
Cooks, short order	1,880	\$10.34	\$9.72	\$21,514	\$20,212	19
Food preparation workers	11,160	\$10.35	\$9.88	\$21,531	\$20,550	17
Personal and home care aides	10,130	\$10.38	\$9.63	\$21,590	\$20,036	20
Food servers, nonrestaurant	4,500	\$10.40	\$9.64	\$21,629	\$20,052	--
Nonfarm animal caretakers	2,550	\$10.47	\$9.36	\$21,769	\$19,470	--
Hotel, motel, and resort desk clerks	4,850	\$10.66	\$9.95	\$22,176	\$20,702	--

*Occupations with estimated employment of 1000 or more.

Percentile Hourly Wages by Major Occupational and Industry Groups

Tables 8a and 8b show percentile hourly wage distributions in occupational and industry groups. While 90 percent or more of workers in most professional occupational groups (**management; computer and mathematical; architecture and engineering; legal; life, physical, and social science; business and financial operations; and healthcare practitioners and technical**) earn more than \$15.00 hourly, this is true for just 25 percent of workers in **production, transportation and material-moving, sales and related, healthcare support,**

and **farming, fishing, and forestry** occupations and for only ten percent of workers in **food preparation and serving-related, personal care and service,** and **building and grounds cleaning and maintenance** occupations.

Similarly, 90 percent or more of workers in the **utilities and management of companies and enterprises** industries earn more than \$15.00 hourly, compared to 25 percent of workers in the **other services; administrative and support and waste management and remediation services; arts, entertainment, and recreation; and retail trade** industries and just ten percent of workers in the **accommodation and food services and agriculture, forestry, fishing, and hunting** industries.

Table 8a: Percentile Hourly Wages by Major Occupational Groups (Colorado, May 2010)

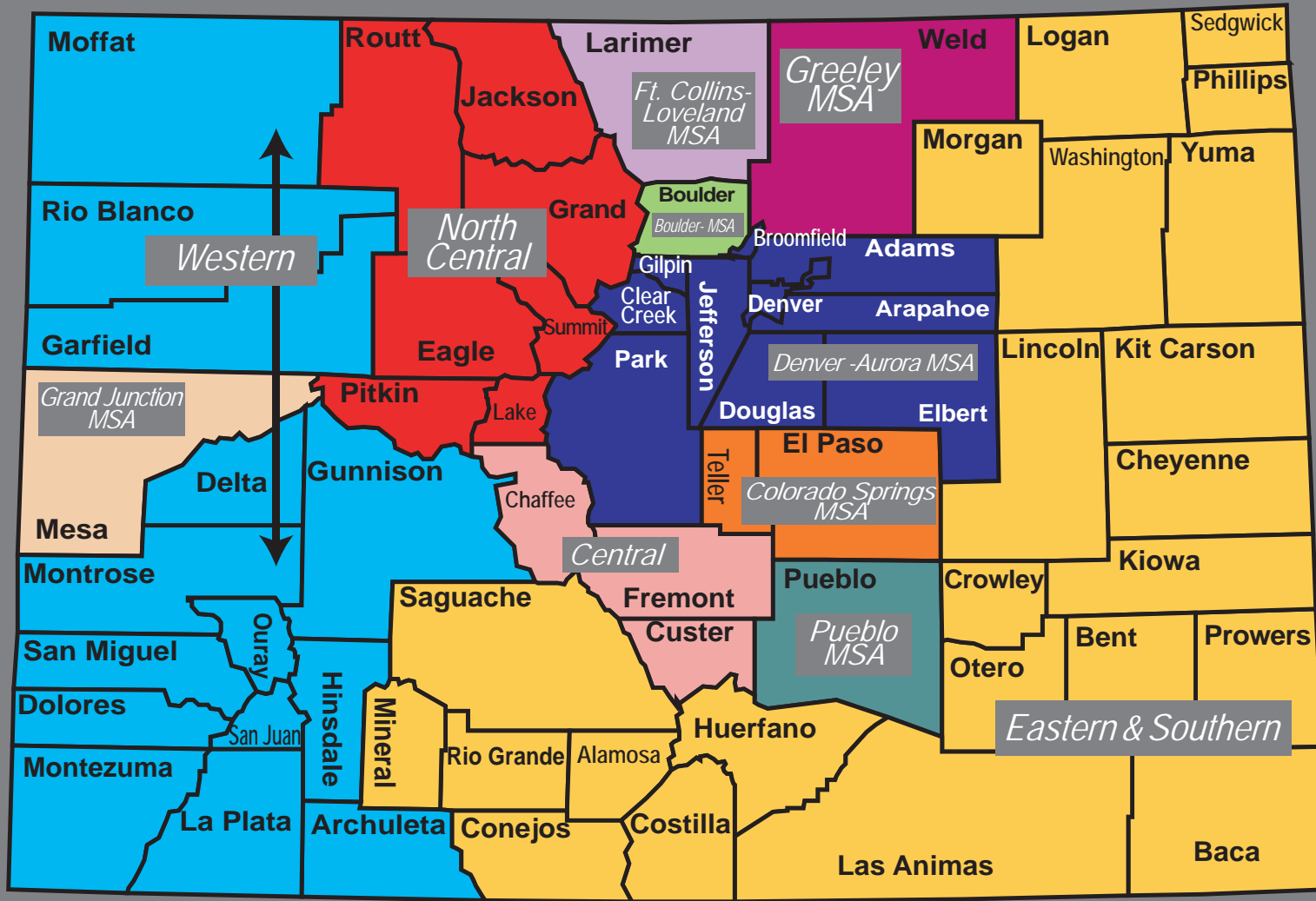
Major Occupational Group	Employment	Hourly Wage				
		10th Percentile	25th Percentile	50th Percentile (Median)	75th Percentile	90th Percentile
Management	91,400	\$23.30	\$32.42	\$45.62	\$63.66	NA
Computer and mathematical	86,510	\$21.00	\$28.53	\$38.14	\$48.70	\$59.33
Architecture and engineering	52,660	\$20.28	\$26.72	\$35.93	\$48.29	\$60.89
Legal	19,480	\$17.29	\$23.14	\$33.05	\$58.12	NA
Life, physical, and social science	25,150	\$15.06	\$20.91	\$30.20	\$42.72	\$56.78
Healthcare practitioners and technical	114,240	\$15.13	\$21.94	\$30.13	\$39.62	\$56.38
Business and financial operations	133,330	\$16.67	\$22.00	\$29.75	\$40.27	\$52.15
Education, training, and library	131,690	\$11.72	\$15.93	\$21.37	\$28.32	\$35.88
Arts, design, entertainment, sports, and media	37,760	\$9.27	\$13.40	\$20.36	\$29.99	\$40.70
Installation, maintenance, and repair	83,570	\$11.13	\$14.74	\$20.13	\$26.88	\$32.83
Community and social services	29,450	\$11.40	\$14.30	\$19.10	\$25.07	\$32.53
Protective service	52,660	\$9.11	\$12.20	\$19.07	\$28.22	\$35.54
Construction and extraction	108,540	\$11.89	\$14.87	\$18.89	\$24.84	\$31.45
Office and administrative support	350,850	\$9.52	\$12.15	\$15.84	\$20.56	\$25.76
Production	90,210	\$9.05	\$11.17	\$14.96	\$20.25	\$27.19
Transportation and material moving	118,340	\$8.36	\$10.63	\$14.78	\$19.74	\$26.25
Sales and related	241,880	\$8.11	\$9.45	\$13.64	\$22.68	\$37.07
Healthcare support	53,730	\$9.02	\$10.67	\$13.26	\$16.57	\$20.05
Farming, fishing, and forestry	3,290	\$7.70	\$8.93	\$11.91	\$15.92	\$20.69
Building and grounds cleaning and maintenance	74,070	\$7.93	\$8.94	\$11.00	\$14.05	\$17.98
Personal care and service	56,220	\$7.75	\$8.64	\$10.66	\$14.42	\$20.61
Food preparation and serving-related	202,670	\$7.61	\$8.10	\$9.08	\$11.61	\$15.89

Table 8b: Percentile Hourly Wages by Major Industry Groups (Colorado, May 2010)

NAICS Sector	Employment	Hourly Wage				
		10th Percentile	25th Percentile	50th Percentile (Median)	75th Percentile	90th Percentile
Management of companies and enterprises	31,040	\$15.25	\$21.43	\$33.33	\$49.54	\$70.40
Utilities	8,090	\$16.85	\$23.33	\$30.49	\$36.81	\$47.79
Professional, scientific, and technical services	167,990	\$13.49	\$19.74	\$30.19	\$45.52	\$62.79
Information	67,830	\$11.87	\$18.17	\$28.33	\$41.58	\$56.68
Mining	23,100	\$13.98	\$17.97	\$24.55	\$34.14	\$52.19
Public administration	171,170	\$11.39	\$17.49	\$24.01	\$34.16	\$44.98
Educational services	202,540	\$11.89	\$15.55	\$21.07	\$29.01	\$39.09
Finance and insurance	98,940	\$11.80	\$15.13	\$20.70	\$31.43	\$48.20
Wholesale trade	90,880	\$10.73	\$14.24	\$20.14	\$31.41	\$48.21
Construction	120,260	\$12.03	\$15.11	\$19.67	\$26.96	\$35.75
Transportation and warehousing	71,530	\$10.64	\$14.02	\$19.39	\$25.86	\$32.98
Manufacturing	125,930	\$10.30	\$13.43	\$18.82	\$29.11	\$46.21
Health care and social assistance	249,620	\$9.55	\$12.37	\$17.77	\$28.92	\$40.73
Real estate and rental and leasing	41,070	\$8.68	\$11.37	\$15.42	\$21.89	\$32.98
Other services (except public administration)	61,480	\$8.15	\$10.05	\$14.28	\$21.58	\$30.92
Administrative and support and waste management and remediation services	133,520	\$8.38	\$10.16	\$13.55	\$18.87	\$28.63
Arts, entertainment, and recreation	40,290	\$7.75	\$8.86	\$11.90	\$17.93	\$27.66
Retail trade	238,440	\$7.98	\$9.06	\$11.59	\$16.73	\$24.26
Agriculture, forestry, fishing and hunting	2,370	\$7.67	\$8.34	\$10.03	\$14.40	\$21.16
Accommodation and food services	211,580	\$7.62	\$8.12	\$9.12	\$12.05	\$17.47

May 2007 OES Data Estimating Area and Component Counties

Colorado — Occupational Employment Statistics (OES) Regions



MSA — Metropolitan Statistical Area
population 50,000+ or defined *urbanized* by US Census

Colorado Department of Labor & Employment
Labor Market Information

Regional Employment and Wages

The Denver-Aurora Metropolitan Statistical Area (MSA), with more than four times the employment of any other region of the State, ranks second in terms of both average and median wages (table 9 and figure 4). Boulder MSA,

the third-largest area in terms of employment, ranks first, while the Eastern and Southern Colorado Balance of State (BOS) Area, with the eighth-highest employment, ranks last in wages. (Regional definitions can be found in the **Technical Notes and Methodology** section and on the map on page 18.)

Figure 4. Average Hourly Wage by Region (Colorado, May 2010)

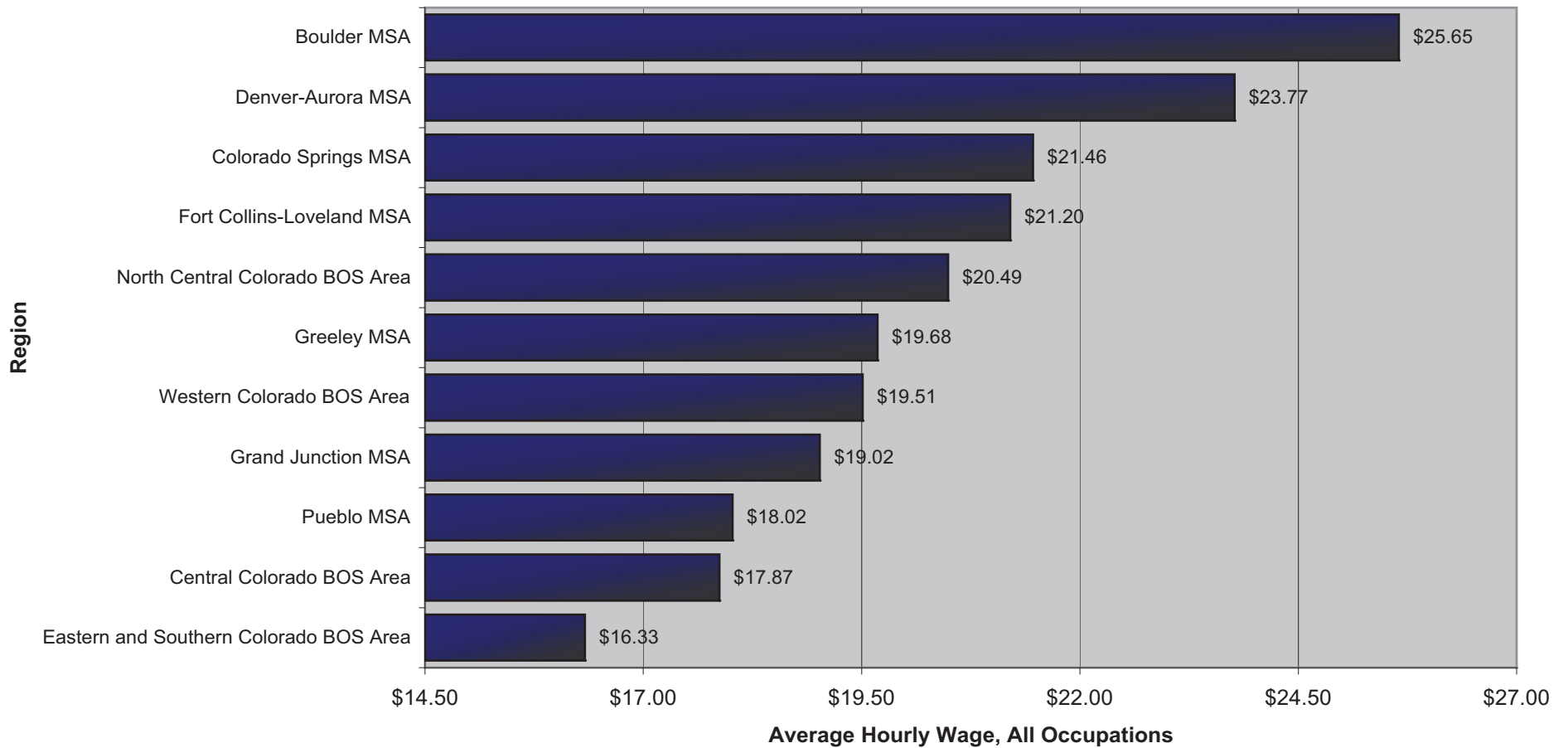


Table 9. Hourly and Annual Wages by Region (Colorado, May 2010)

Metropolitan Statistical Area (MSA) or Balance of State (BOS) Area	Employment	Average Hourly Wage	Median Hourly Wage	Entry* Hourly Wage	Experienced* Hourly Wage	Average Annual Wage	Median Annual Wage	Entry* Annual Wage	Experienced* Annual Wage
Boulder MSA	152,100	\$25.65	\$19.51	\$10.59	\$33.18	\$53,352	\$40,579	\$22,020	\$69,018
Denver-Aurora MSA	1,183,990	\$23.77	\$18.70	\$10.35	\$30.48	\$49,442	\$38,894	\$21,519	\$63,403
North Central Colorado BOS Area	73,500	\$20.49	\$16.82	\$10.49	\$25.49	\$42,619	\$34,992	\$21,820	\$53,018
Colorado Springs MSA	240,000	\$21.46	\$16.72	\$9.69	\$27.34	\$44,630	\$34,779	\$20,153	\$56,868
Fort Collins-Loveland MSA	125,100	\$21.20	\$16.66	\$9.56	\$27.03	\$44,105	\$34,654	\$19,878	\$56,218
Western Colorado BOS Area	101,640	\$19.51	\$16.37	\$9.95	\$24.30	\$40,588	\$34,051	\$20,695	\$50,535
Greeley MSA	75,200	\$19.68	\$16.11	\$9.55	\$24.74	\$40,925	\$33,503	\$19,854	\$51,461
Grand Junction MSA	57,530	\$19.02	\$15.49	\$9.48	\$23.79	\$39,553	\$32,217	\$19,712	\$49,474
Central Colorado BOS Area	19,530	\$17.87	\$15.44	\$8.95	\$22.33	\$37,168	\$32,120	\$18,611	\$46,447
Pueblo MSA	54,980	\$18.02	\$14.97	\$8.84	\$22.61	\$37,478	\$31,132	\$18,390	\$47,021
Eastern and Southern Colorado BOS Area	66,750	\$16.33	\$13.38	\$8.74	\$20.12	\$33,958	\$27,821	\$18,171	\$41,852

** OES does not collect information on whether an individual wage is entry or experienced level. The estimate of an "entry" wage is the mean of the lower one-third and the estimate of an "experienced" wage is the mean of the upper two-thirds of the wage distribution.

Regional Employment and Wages in Major Occupational Groups

Tables 10a and 10b show employment and average hourly wages for the major occupational groups in each of the seven MSAs and four BOS areas.

The amount of variability in wages between regions is highest for occupations in the **management; life, physical, and social sciences;**

computer and mathematical; legal; arts, design, entertainment, sports, and media; and **architecture and engineering** groups. With some exceptions, these groups tend to have higher wages in the Boulder, Denver, and Colorado Springs MSAs and lower wages in the Grand Junction and Greeley MSAs and in the Eastern and Southern Colorado BOS area. Occupational groups showing relatively little variation by region include **food preparation and serving-related, building and grounds maintenance and cleaning, and personal care and service.**

Table 10a. Employment by Region for Major Occupational Groups (Colorado, May 2010)

Major Occupational Group	Employment											
	Boulder MSA	Colorado Springs MSA	Denver-Aurora MSA	Fort Collins-Loveland MSA	Grand Junction MSA	Greeley MSA	Pueblo MSA	Eastern & Southern Colorado	Western Colorado	North Central Colorado	Central Colorado	
All occupations	152,100	240,000	1,183,990	125,100	57,530	75,200	54,980	66,750	101,640	73,500	19,530	
Management	7,390	9,450	52,100	5,130	2,050	3,000	1,660	2,500	3,780	3,190	730	
Business and financial operations	9,270	15,140	86,710	5,380	2,020	3,370	1,660	1,960	3,760	3,110	680	
Computer and mathematical	11,180	12,540	54,320	4,150	570	710	490	540	810	710	110	
Architecture and engineering	6,530	7,010	29,350	4,100	780	1,290	790	280	1,470	870	130	
Life, physical, and social science	4,330	1,710	11,940	2,800	530	640	320	530	1,470	660	210	
Community and social services	2,050	3,840	14,050	1,880	940	990	1,410	1,720	1,500	610	450	
Legal	1,020	1,550	13,620	650	400	420	290	280	600	550	100	
Education, training, and library	10,900	16,890	62,660	9,350	3,370	6,190	3,830	6,120	7,270	3,930	1,170	
Arts, design, entertainment, sports, and media	3,350	4,010	21,810	1,840	1,000	750	370	460	1,730	2,050	220	
Healthcare practitioners and technical	8,370	13,630	59,740	8,290	3,470	3,600	4,570	3,690	5,030	2,710	1,120	
Healthcare support	3,460	6,060	28,250	3,280	2,280	1,860	2,270	2,560	2,370	780	450	
Protective service	2,060	6,000	27,610	2,720	1,090	1,640	1,900	3,180	2,460	1,600	2,350	
Food preparation and serving-related	14,450	23,150	104,930	12,840	5,780	6,140	6,000	5,530	10,700	10,630	2,510	
Building and grounds cleaning and maintenance	3,960	7,870	39,150	4,410	1,680	2,330	1,630	2,450	3,820	5,970	620	
Personal care and service	3,600	5,650	31,380	2,730	1,690	1,610	1,380	1,670	2,770	2,850	750	
Sales and related	16,190	25,390	135,750	14,870	6,860	7,250	6,220	6,580	11,590	7,790	1,890	
Office and administrative support	22,970	41,520	197,420	18,380	9,460	10,950	9,640	10,910	15,570	10,580	2,820	
Farming, fishing, and forestry	NA	180	NA	170	50	260	NA	720	290	190	30	
Construction and extraction	4,020	9,410	53,110	5,940	5,000	6,210	2,730	3,430	10,160	7,150	1,080	
Installation, maintenance, and repair	4,010	8,900	45,950	4,370	2,540	2,640	2,340	3,360	4,870	3,220	730	
Production	7,540	9,210	44,490	6,430	2,110	7,200	2,890	3,910	3,930	1,390	560	
Transportation and material moving	5,170	10,890	68,550	5,390	3,860	6,160	2,550	4,340	5,680	2,970	820	

Table 10b. Average Hourly Wage by Region for Major Occupational Groups (Colorado, May 2010)

Major Occupational Group	Average Hourly Wage										
	Boulder MSA	Colorado Springs MSA	Denver-Aurora MSA	Fort Collins-Loveland MSA	Grand Junction MSA	Greeley MSA	Pueblo MSA	Eastern & Southern Colorado	Western Colorado	North Central Colorado	Central Colorado
All occupations	\$25.65	\$21.46	\$23.77	\$21.20	\$19.02	\$19.68	\$18.02	\$16.33	\$19.51	\$20.49	\$17.87
Management	\$57.64	\$46.81	\$56.03	\$47.16	\$40.50	\$44.28	\$38.07	\$33.13	\$39.05	\$43.31	\$32.95
Business and financial operations	\$35.07	\$32.06	\$33.78	\$31.00	\$28.37	\$28.52	\$26.64	\$24.32	\$29.32	\$31.32	\$25.52
Computer and mathematical	\$41.54	\$39.69	\$39.31	\$37.42	\$30.48	\$32.79	\$27.95	\$26.61	\$30.54	\$36.93	\$26.44
Architecture and engineering	\$42.06	\$37.32	\$39.14	\$37.88	\$30.80	\$32.82	\$37.12	\$34.15	\$31.84	\$33.87	\$29.16
Life, physical, and social science	\$39.06	\$33.33	\$35.03	\$28.12	\$28.06	\$41.26	\$34.29	\$25.97	\$24.82	\$25.54	\$26.56
Community and social services	\$20.48	\$21.12	\$21.49	\$18.75	\$18.88	\$20.56	\$19.75	\$17.79	\$18.96	\$22.75	\$22.77
Legal	\$43.95	\$37.36	\$46.66	\$40.50	\$38.40	\$31.48	\$33.49	\$29.59	\$44.03	\$36.92	\$39.60
Education, training, and library	\$24.50	\$22.48	\$25.40	\$23.96	\$20.67	\$21.07	\$21.06	\$17.75	\$20.52	\$21.80	\$19.72
Arts, design, entertainment, sports, and media	\$24.21	\$23.75	\$25.63	\$22.28	\$19.54	\$19.50	\$15.57	\$15.80	\$16.27	\$19.56	\$13.78
Healthcare practitioners and technical	\$36.74	\$33.62	\$37.01	\$32.93	\$35.69	\$32.18	\$30.20	\$27.28	\$31.80	\$35.05	\$28.21
Healthcare support	\$15.57	\$13.83	\$14.49	\$13.27	\$12.07	\$12.96	\$12.15	\$11.15	\$14.39	\$17.52	\$12.94
Protective service	\$21.70	\$19.71	\$21.18	\$19.82	\$20.57	\$21.80	\$23.02	\$18.23	\$19.92	\$21.50	\$22.97
Food preparation and serving-related	\$10.98	\$9.90	\$10.60	\$10.40	\$11.23	\$9.79	\$10.32	\$9.82	\$11.24	\$12.03	\$11.97
Building and grounds cleaning and maintenance	\$12.89	\$11.86	\$11.86	\$12.05	\$12.81	\$11.77	\$11.34	\$10.77	\$13.24	\$13.81	\$10.86
Personal care and service	\$14.07	\$11.63	\$12.83	\$13.21	\$10.97	\$11.58	\$10.52	\$11.22	\$12.05	\$13.92	\$11.01
Sales and related	\$21.63	\$16.53	\$20.74	\$16.52	\$15.44	\$17.90	\$13.22	\$13.22	\$16.13	\$19.17	\$12.91
Office and administrative support	\$17.32	\$15.55	\$17.80	\$15.80	\$14.94	\$15.93	\$14.25	\$13.76	\$15.29	\$17.67	\$14.21
Farming, fishing, and forestry	\$14.17	\$12.26	\$12.39	\$12.66	\$13.80	\$14.60	NA	\$11.88	\$16.26	\$16.50	\$10.89
Construction and extraction	\$20.12	\$20.24	\$20.43	\$20.09	\$21.09	\$19.87	\$18.49	\$17.30	\$22.04	\$22.11	\$18.98
Installation, maintenance, and repair	\$21.06	\$20.57	\$21.62	\$21.35	\$19.44	\$20.13	\$18.78	\$18.15	\$21.93	\$22.03	\$18.12
Production	\$17.56	\$16.10	\$16.93	\$16.55	\$15.21	\$15.25	\$17.25	\$13.53	\$18.59	\$17.92	\$15.37
Transportation and material moving	\$17.81	\$14.11	\$16.78	\$14.54	\$15.95	\$16.94	\$14.16	\$13.90	\$18.32	\$17.41	\$13.74

Table 11: Comparing Occupational Wages by Areas (Colorado, May 2010)

Your Job Category	Where You Work	Average Wage		Your Job Category	Where You Work	Average Wage	
		Hourly	Annual			Hourly	Annual
Management Occupations	Boulder, CO MSA	\$57.64	\$119,887	Computer & Mathematical Occupations	Boulder, CO MSA	\$41.54	\$86,394
	Denver-Aurora, CO MSA	\$56.03	\$116,542		Colorado Springs, CO MSA	\$39.69	\$82,564
	Colorado Statewide	\$51.67	\$107,473		Denver-Aurora, CO MSA	\$39.31	\$81,775
	Fort Collins-Loveland, CO MSA	\$47.16	\$98,088		Colorado Statewide	\$39.19	\$81,509
	Colorado Springs, CO MSA	\$46.81	\$97,365		Fort Collins-Loveland, CO MSA	\$37.42	\$77,830
	Greeley, CO MSA	\$44.28	\$92,112		North Central Colorado BOS	\$36.93	\$76,805
	North Central Colorado BOS	\$43.31	\$90,079		Greeley, CO MSA	\$32.79	\$68,204
	Grand Junction, CO MSA	\$40.50	\$84,242		Western Colorado BOS	\$30.54	\$63,532
	Western Colorado BOS	\$39.05	\$81,232		Grand Junction, CO MSA	\$30.48	\$63,397
	Pueblo, CO MSA	\$38.07	\$79,180		Pueblo, CO MSA	\$27.95	\$58,137
	Eastern & Southern Colorado BOS	\$33.13	\$68,901		Eastern & Southern Colorado BOS	\$26.61	\$55,358
	Central Colorado BOS	\$32.95	\$68,536		Central Colorado BOS	\$26.44	\$55,004
Business & Financial Operations Occupations	Boulder, CO MSA	\$35.07	\$72,946	Architecture & Engineering Occupations	Boulder, CO MSA	\$42.06	\$87,489
	Denver-Aurora, CO MSA	\$33.78	\$70,258		Denver-Aurora, CO MSA	\$39.14	\$81,402
	Colorado Statewide	\$32.89	\$68,413		Colorado Statewide	\$38.51	\$80,105
	Colorado Springs, CO MSA	\$32.06	\$66,680		Fort Collins-Loveland, CO MSA	\$37.88	\$78,791
	North Central Colorado BOS	\$31.32	\$65,156		Colorado Springs, CO MSA	\$37.32	\$77,630
	Fort Collins-Loveland, CO MSA	\$31.00	\$64,473		Pueblo, CO MSA	\$37.12	\$77,214
	Western Colorado BOS	\$29.32	\$60,990		Eastern & Southern Colorado BOS	\$34.15	\$71,035
	Greeley, CO MSA	\$28.52	\$59,314		North Central Colorado BOS	\$33.87	\$70,451
	Grand Junction, CO MSA	\$28.37	\$59,017		Greeley, CO MSA	\$32.82	\$68,262
	Pueblo, CO MSA	\$26.64	\$55,406		Western Colorado BOS	\$31.84	\$66,233
	Central Colorado BOS	\$25.52	\$53,091		Grand Junction, CO MSA	\$30.80	\$64,065
	Eastern & Southern Colorado BOS	\$24.32	\$50,582		Central Colorado BOS	\$29.16	\$60,654

continued on next page

Your Job Category	Where You Work	Average Wage		Your Job Category	Where You Work	Average Wage	
		Hourly	Annual			Hourly	Annual
Life, Physical, & Social Science Occupations	Greeley, CO MSA	\$41.26	\$85,827	Education, Training & Library Occupations	Denver-Aurora, CO MSA	\$25.40	\$52,826
	Boulder, CO MSA	\$39.06	\$81,239		Boulder, CO MSA	\$24.50	\$50,952
	Denver-Aurora, CO MSA	\$35.03	\$72,853		Fort Collins-Loveland, CO MSA	\$23.96	\$49,830
	Pueblo, CO MSA	\$34.29	\$71,331		Colorado Statewide	\$23.61	\$49,115
	Colorado Statewide	\$33.73	\$70,169		Colorado Springs, CO MSA	\$22.48	\$46,763
	Colorado Springs, CO MSA	\$33.33	\$69,321		North Central Colorado BOS	\$21.80	\$45,344
	Fort Collins-Loveland, CO MSA	\$28.12	\$58,486		Greeley, CO MSA	\$21.07	\$43,816
	Grand Junction, CO MSA	\$28.06	\$58,357		Pueblo, CO MSA	\$21.06	\$43,807
	Central Colorado BOS	\$26.56	\$55,245		Grand Junction, CO MSA	\$20.67	\$42,989
	Eastern & Southern Colorado BOS	\$25.97	\$54,022		Western Colorado BOS	\$20.52	\$42,684
	North Central Colorado BOS	\$25.54	\$53,133		Central Colorado BOS	\$19.72	\$41,013
	Western Colorado BOS	\$24.82	\$51,620		Eastern & Southern Colorado BOS	\$17.75	\$36,922
Community & Social Services Occupations	Central Colorado BOS	\$22.77	\$47,370	Arts, Design, Entertainment, Sports & Media Occupations	Denver-Aurora, CO MSA	\$25.63	\$53,313
	North Central Colorado BOS	\$22.75	\$47,325		Boulder, CO MSA	\$24.21	\$50,353
	Denver-Aurora, CO MSA	\$21.49	\$44,692		Colorado Statewide	\$23.77	\$49,443
	Colorado Springs, CO MSA	\$21.12	\$43,938		Colorado Springs, CO MSA	\$23.75	\$49,409
	Colorado Statewide	\$20.70	\$43,051		Fort Collins-Loveland, CO MSA	\$22.28	\$46,348
	Greeley, CO MSA	\$20.56	\$42,767		North Central Colorado BOS	\$19.56	\$40,684
	Boulder, CO MSA	\$20.48	\$42,603		Grand Junction, CO MSA	\$19.54	\$40,651
	Pueblo, CO MSA	\$19.75	\$41,076		Greeley, CO MSA	\$19.50	\$40,564
	Western Colorado BOS	\$18.96	\$39,437		Western Colorado BOS	\$16.27	\$33,843
	Grand Junction, CO MSA	\$18.88	\$39,273		Eastern & Southern Colorado BOS	\$15.80	\$32,859
	Fort Collins-Loveland, CO MSA	\$18.75	\$38,996		Pueblo, CO MSA	\$15.57	\$32,395
	Eastern & Southern Colorado BOS	\$17.79	\$36,997		Central Colorado BOS	\$13.78	\$28,655
Legal Occupations	Denver-Aurora, CO MSA	\$46.66	\$97,051	Healthcare Practitioners & Technical Occupations	Denver-Aurora, CO MSA	\$37.01	\$76,981
	Colorado Statewide	\$44.24	\$92,023		Boulder, CO MSA	\$36.74	\$76,414
	Western Colorado BOS	\$44.03	\$91,578		Grand Junction, CO MSA	\$35.69	\$74,242
	Boulder, CO MSA	\$43.95	\$91,409		Colorado Statewide	\$35.15	\$73,105
	Fort Collins-Loveland, CO MSA	\$40.50	\$84,241		North Central Colorado BOS	\$35.05	\$72,897
	Central Colorado BOS	\$39.60	\$82,360		Colorado Springs, CO MSA	\$33.62	\$69,924
	Grand Junction, CO MSA	\$38.40	\$79,882		Fort Collins-Loveland, CO MSA	\$32.93	\$68,488
	Colorado Springs, CO MSA	\$37.36	\$77,702		Greeley, CO MSA	\$32.18	\$66,941
	North Central Colorado BOS	\$36.92	\$76,785		Western Colorado BOS	\$31.80	\$66,142
	Pueblo, CO MSA	\$33.49	\$69,659		Pueblo, CO MSA	\$30.20	\$62,806
	Greeley, CO MSA	\$31.48	\$65,480		Central Colorado BOS	\$28.21	\$58,667
	Eastern & Southern Colorado BOS	\$29.59	\$61,539		Eastern & Southern Colorado BOS	\$27.28	\$56,749

continued on next page

Your Job Category	Where You Work	Average Wage		Your Job Category	Where You Work	Average Wage	
		Hourly	Annual			Hourly	Annual
Healthcare Support Occupations	North Central Colorado BOS	\$17.52	\$36,437	Building & Grounds Cleaning & Maintenance Occupations	North Central Colorado BOS	\$13.81	\$28,728
	Boulder, CO MSA	\$15.57	\$32,380		Western Colorado BOS	\$13.24	\$27,535
	Denver-Aurora, CO MSA	\$14.49	\$30,141		Boulder, CO MSA	\$12.89	\$26,807
	Western Colorado BOS	\$14.39	\$29,932		Grand Junction, CO MSA	\$12.81	\$26,638
	Colorado Statewide	\$14.04	\$29,203		Colorado Statewide	\$12.12	\$25,200
	Colorado Springs, CO MSA	\$13.83	\$28,760		Fort Collins-Loveland, CO MSA	\$12.05	\$25,061
	Fort Collins-Loveland, CO MSA	\$13.27	\$27,612		Colorado Springs, CO MSA	\$11.86	\$24,667
	Greeley, CO MSA	\$12.96	\$26,965		Denver-Aurora, CO MSA	\$11.86	\$24,661
	Central Colorado BOS	\$12.94	\$26,910		Greeley, CO MSA	\$11.77	\$24,478
	Pueblo, CO MSA	\$12.15	\$25,280		Pueblo, CO MSA	\$11.34	\$23,592
	Grand Junction, CO MSA	\$12.07	\$25,096		Central Colorado BOS	\$10.86	\$22,594
	Eastern & Southern Colorado BOS	\$11.15	\$23,202		Eastern & Southern Colorado BOS	\$10.77	\$22,409
Protective Service Occupations	Pueblo, CO MSA	\$23.02	\$47,875	Personal Care & Service Occupations	Boulder, CO MSA	\$14.07	\$29,270
	Central Colorado BOS	\$22.97	\$47,769		North Central Colorado BOS	\$13.92	\$28,946
	Greeley, CO MSA	\$21.80	\$45,349		Fort Collins-Loveland, CO MSA	\$13.21	\$27,472
	Boulder, CO MSA	\$21.70	\$45,146		Denver-Aurora, CO MSA	\$12.83	\$26,694
	North Central Colorado BOS	\$21.50	\$44,727		Colorado Statewide	\$12.61	\$26,230
	Denver-Aurora, CO MSA	\$21.18	\$44,048		Western Colorado BOS	\$12.05	\$25,070
	Colorado Statewide	\$20.88	\$43,440		Colorado Springs, CO MSA	\$11.63	\$24,181
	Grand Junction, CO MSA	\$20.57	\$42,792		Greeley, CO MSA	\$11.58	\$24,088
	Western Colorado BOS	\$19.92	\$41,425		Eastern & Southern Colorado BOS	\$11.22	\$23,333
	Fort Collins-Loveland, CO MSA	\$19.82	\$41,226		Central Colorado BOS	\$11.01	\$22,897
	Colorado Springs, CO MSA	\$19.71	\$40,991		Grand Junction, CO MSA	\$10.97	\$22,810
	Eastern & Southern Colorado BOS	\$18.23	\$37,920		Pueblo, CO MSA	\$10.52	\$21,886
Food Preparation & Serving Related Occupations	North Central Colorado BOS	\$12.03	\$25,019	Sales & Related Occupations	Boulder, CO MSA	\$21.63	\$44,984
	Central Colorado BOS	\$11.97	\$24,893		Denver-Aurora, CO MSA	\$20.74	\$43,138
	Western Colorado BOS	\$11.24	\$23,379		North Central Colorado BOS	\$19.17	\$39,879
	Grand Junction, CO MSA	\$11.23	\$23,359		Colorado Statewide	\$19.12	\$39,778
	Boulder, CO MSA	\$10.98	\$22,842		Greeley, CO MSA	\$17.90	\$37,239
	Colorado Statewide	\$10.63	\$22,101		Colorado Springs, CO MSA	\$16.53	\$34,390
	Denver-Aurora, CO MSA	\$10.60	\$22,056		Fort Collins-Loveland, CO MSA	\$16.52	\$34,357
	Fort Collins-Loveland, CO MSA	\$10.40	\$21,637		Western Colorado BOS	\$16.13	\$33,559
	Pueblo, CO MSA	\$10.32	\$21,460		Grand Junction, CO MSA	\$15.44	\$32,124
	Colorado Springs, CO MSA	\$9.90	\$20,584		Pueblo, CO MSA	\$13.22	\$27,505
	Eastern & Southern Colorado BOS	\$9.82	\$20,431		Eastern & Southern Colorado BOS	\$13.22	\$27,501
	Greeley, CO MSA	\$9.79	\$20,365		Central Colorado BOS	\$12.91	\$26,860

continued on next page

Your Job Category	Where You Work	Average Wage		Your Job Category	Where You Work	Average Wage	
		Hourly	Annual			Hourly	Annual
Office & Administrative Support Occupations	Denver-Aurora, CO MSA	\$17.80	\$37,016	Installation, Maintenance, & Repair Occupations	North Central Colorado BOS	\$22.03	\$45,816
	North Central Colorado BOS	\$17.67	\$36,760		Western Colorado BOS	\$21.93	\$45,615
	Boulder, CO MSA	\$17.32	\$36,026		Denver-Aurora, CO MSA	\$21.62	\$44,974
	Colorado Statewide	\$16.89	\$35,135		Fort Collins-Loveland, CO MSA	\$21.35	\$44,414
	Greeley, CO MSA	\$15.93	\$33,140		Colorado Statewide	\$21.16	\$44,010
	Fort Collins-Loveland, CO MSA	\$15.80	\$32,854		Boulder, CO MSA	\$21.06	\$43,813
	Colorado Springs, CO MSA	\$15.55	\$32,343		Colorado Springs, CO MSA	\$20.57	\$42,785
	Western Colorado BOS	\$15.29	\$31,796		Greeley, CO MSA	\$20.13	\$41,881
	Grand Junction, CO MSA	\$14.94	\$31,067		Grand Junction, CO MSA	\$19.44	\$40,435
	Pueblo, CO MSA	\$14.25	\$29,647		Pueblo, CO MSA	\$18.78	\$39,066
	Central Colorado BOS	\$14.21	\$29,563		Eastern & Southern Colorado BOS	\$18.15	\$37,756
	Eastern & Southern Colorado BOS	\$13.76	\$28,629		Central Colorado BOS	\$18.12	\$37,696
Farming, Fishing, & Forestry Occupations	North Central Colorado BOS	\$16.50	\$34,317	Production Occupations	Western Colorado BOS	\$18.59	\$38,667
	Western Colorado BOS	\$16.26	\$33,829		North Central Colorado BOS	\$17.92	\$37,266
	Greeley, CO MSA	\$14.60	\$30,372		Boulder, CO MSA	\$17.56	\$36,516
	Boulder, CO MSA	\$14.17	\$29,464		Pueblo, CO MSA	\$17.25	\$35,890
	Grand Junction, CO MSA	\$13.80	\$28,697		Denver-Aurora, CO MSA	\$16.93	\$35,217
	Colorado Statewide	\$13.20	\$27,461		Colorado Statewide	\$16.67	\$34,670
	Fort Collins-Loveland, CO MSA	\$12.66	\$26,329		Fort Collins-Loveland, CO MSA	\$16.55	\$34,418
	Denver-Aurora, CO MSA	\$12.39	\$25,781		Colorado Springs, CO MSA	\$16.10	\$33,497
	Colorado Springs, CO MSA	\$12.26	\$25,505		Central Colorado BOS	\$15.37	\$31,977
	Eastern & Southern Colorado BOS	\$11.88	\$24,700		Greeley, CO MSA	\$15.25	\$31,715
	Central Colorado BOS	\$10.89	\$22,654		Grand Junction, CO MSA	\$15.21	\$31,637
					Eastern & Southern Colorado BOS	\$13.53	\$28,135
Construction & Extraction Occupations	North Central Colorado BOS	\$22.11	\$45,998	Transportation & Material Moving Occupations	Western Colorado BOS	\$18.32	\$38,106
	Western Colorado BOS	\$22.04	\$45,844		Boulder, CO MSA	\$17.81	\$37,050
	Grand Junction, CO MSA	\$21.09	\$43,868		North Central Colorado BOS	\$17.41	\$36,203
	Colorado Statewide	\$20.50	\$42,634		Greeley, CO MSA	\$16.94	\$35,229
	Denver-Aurora, CO MSA	\$20.43	\$42,499		Denver-Aurora, CO MSA	\$16.78	\$34,912
	Colorado Springs, CO MSA	\$20.24	\$42,089		Colorado Statewide	\$16.42	\$34,158
	Boulder, CO MSA	\$20.12	\$41,841		Grand Junction, CO MSA	\$15.95	\$33,166
	Fort Collins-Loveland, CO MSA	\$20.09	\$41,785		Fort Collins-Loveland, CO MSA	\$14.54	\$30,248
	Greeley, CO MSA	\$19.87	\$41,323		Pueblo, CO MSA	\$14.16	\$29,455
	Central Colorado BOS	\$18.98	\$39,487		Colorado Springs, CO MSA	\$14.11	\$29,345
	Pueblo, CO MSA	\$18.49	\$38,455		Eastern & Southern Colorado BOS	\$13.90	\$28,920
	Eastern & Southern Colorado BOS	\$17.30	\$35,986		Central Colorado BOS	\$13.74	\$28,588

Regional Employment Distribution in Major Occupational and Industry Groups

Employment distribution and average hourly wages for major occupational and industry groups for each MSA and BOS area are shown in figures 5a through 15a. Percentile wages for major industry groups in each region are included in tables 11 through 21.

The **office and administrative support, sales and related**, and **food preparation and serving-related** occupational groups occupy the top three spots in terms of employment for all MSAs except Greeley, and for the four BOS areas these occupational groups all appear in the top five. Greeley had the same top two occupational groups but differed in that production occupations had the third-highest employment. **Education, training, and library** and **healthcare practitioners and**

technical occupations also ranked relatively high in employment across all areas.

Occupations that consistently have relatively few workers across most regions include **farming, fishing, and forestry; legal; community and social services; life, physical, and social sciences; and arts, design, entertainment, sports, and media**. Occupational groups for which employment was prominent in one particular area but not in others included **computer and mathematical** and **architecture and engineering** in the Boulder MSA, **production** in the Greeley MSA, **building and grounds cleaning and maintenance** in the North Central Colorado BOS area, and **protective service** in the Central Colorado BOS area.

With regard to major industry sectors, **retail trade** is consistently among the top five employers in all Colorado regions and is number one in the Colorado Springs and Fort Collins-Loveland MSAs and the Western Colorado BOS area. **Accommodation and food services** and **educational** services are consistently among the

top seven employers across regions, while **health care and social assistance** consistently ranks in the top five (with the exception of the North Central Colorado BOS area, where it ranks sixth). **Public administration** is a relatively more important employer in the four BOS areas than in the seven MSAs, and is the largest industry in terms of employment in the Eastern and Southern Colorado and Central Colorado BOS areas, partly due to the presence of correctional facilities in these locations.

Industries employing relatively few workers in most areas include **utilities; agriculture, forestry, fishing, and hunting; and management of companies and enterprises**. Industries for which employment was relatively more prominent in just one or two areas included **mining** in the Grand Junction MSA and the Western Colorado BOS area; **real estate and rental and leasing** in the North Central Colorado BOS area; **arts, entertainment, and recreation** in the North Central Colorado and Central Colorado BOS areas; and **manufacturing** in the Boulder, Fort Collins-Loveland, and Greeley MSAs.

Boulder

Boulder MSA

Figure 5a. Employment Distribution and Average Hourly Wage in Major Occupational Groups (Boulder Metropolitan Statistical Area, May 2010)

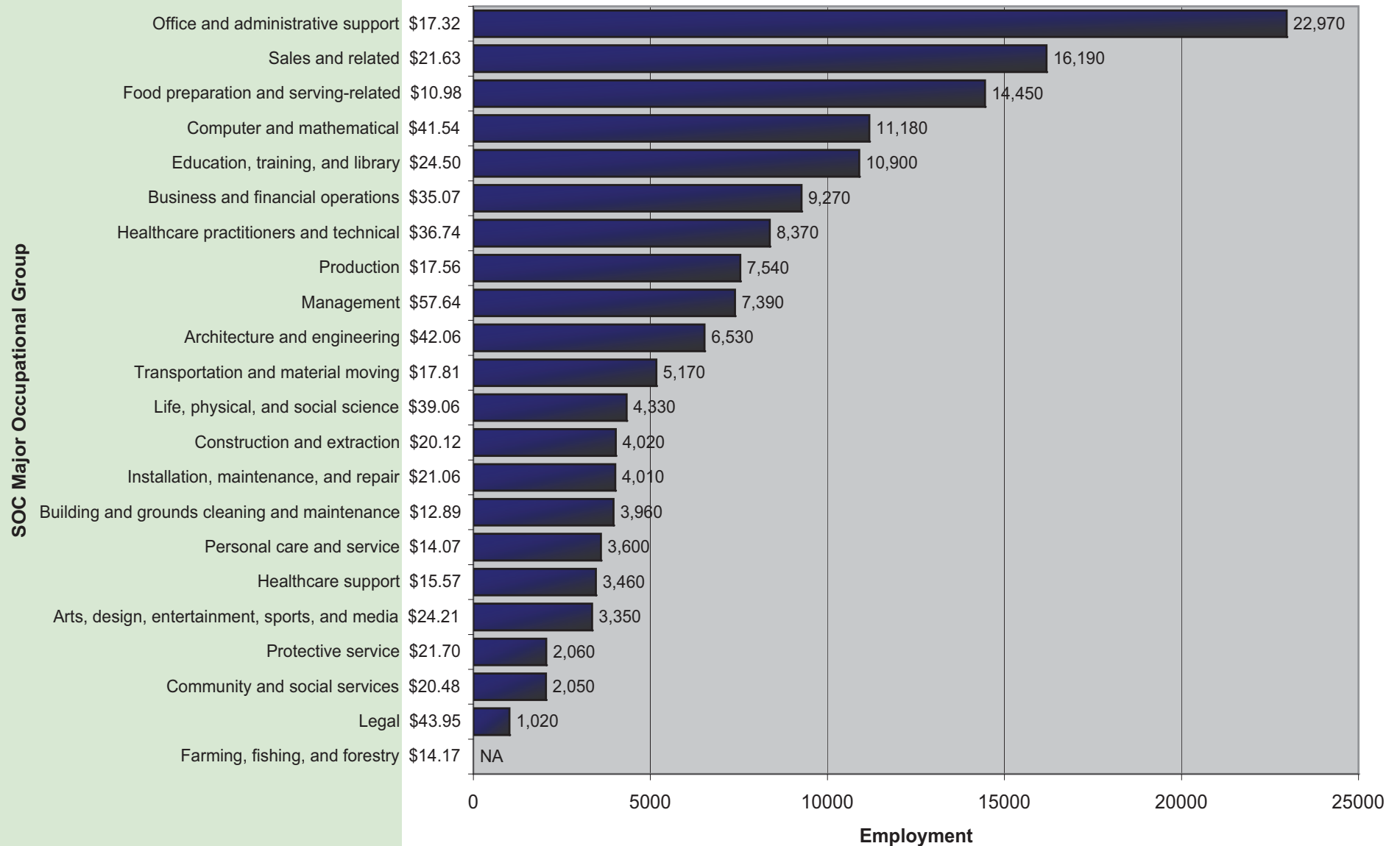


Figure 5b. Employment Distribution and Average Hourly Wage in Major Industry Groups (Boulder Metropolitan Statistical Area, May 2010)

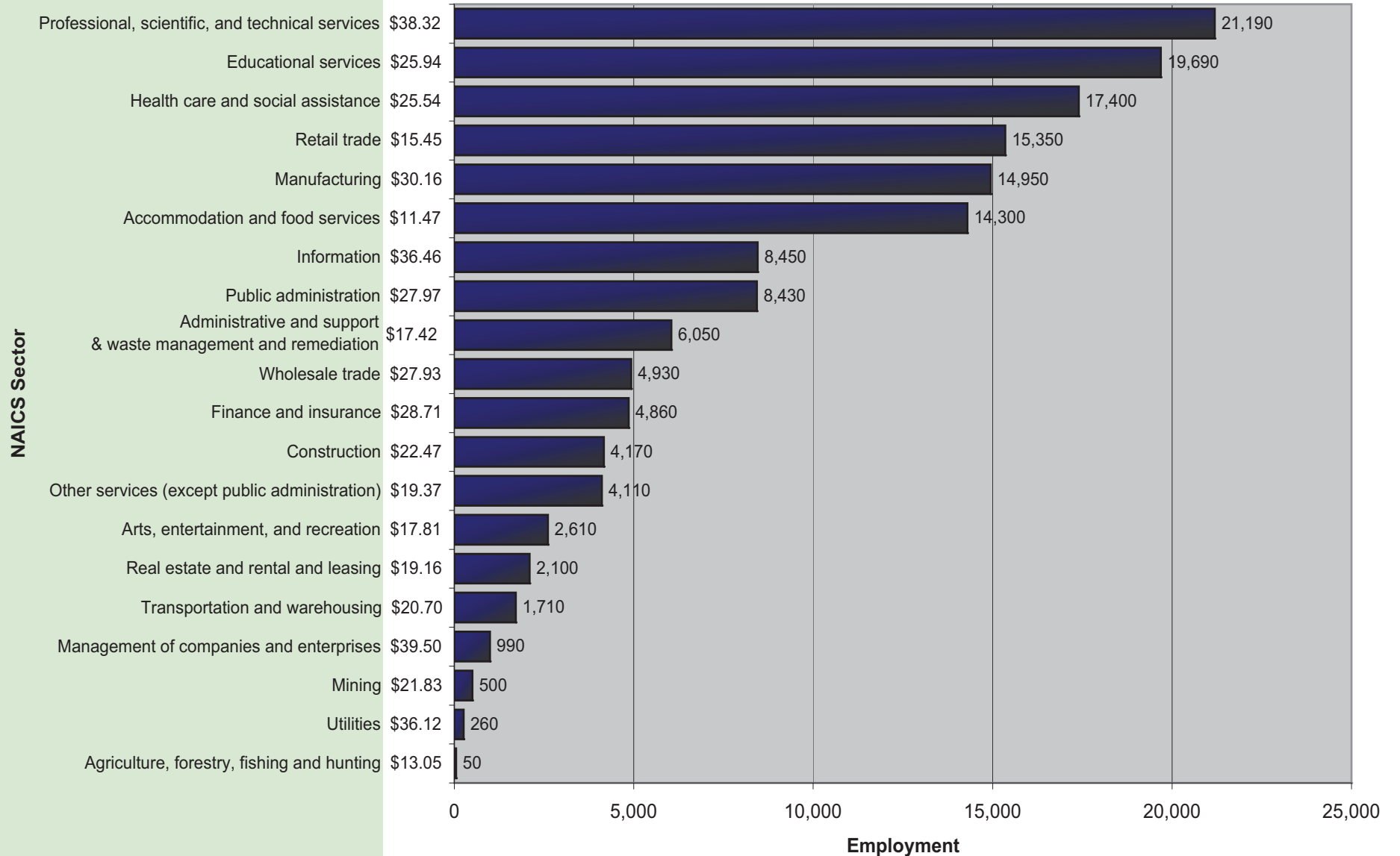


Table 12. Percentile Wages by Industry (Boulder MSA, May 2010)

NAICS Sector	Average Hourly	Average Annual	PRSE*	10 th Percentile Hourly	10 th Percentile Annual	25 th Percentile Hourly	25 th Percentile Annual	Median Hourly	Median Annual	75 th Percentile Hourly	75 th Percentile Annual	90 th Percentile Hourly	90 th Percentile Annual
Professional, scientific, and technical services	\$38.32	\$79,703	2.85	\$14.46	\$30,087	\$21.81	\$45,371	\$33.12	\$68,882	\$50.74	\$105,545	\$67.47	\$140,330
Information	\$36.46	\$75,832	5.52	\$14.11	\$29,352	\$20.62	\$42,884	\$32.49	\$67,582	\$48.90	\$101,722	\$64.83	\$134,845
Management of companies and enterprises	\$39.50	\$82,150	9.29	\$13.63	\$28,358	\$19.28	\$40,111	\$29.38	\$61,113	\$45.78	\$95,217	NA	NA
Utilities	\$36.12	\$75,129	8.96	\$15.90	\$33,067	\$20.63	\$42,915	\$27.97	\$58,177	\$45.80	\$95,273	\$68.94	\$143,405
Public administration	\$27.97	\$58,183	4.91	\$10.59	\$22,036	\$16.98	\$35,316	\$24.08	\$50,081	\$35.35	\$73,525	\$55.00	\$114,407
Manufacturing	\$30.16	\$62,732	6.56	\$11.21	\$23,309	\$15.21	\$31,637	\$23.37	\$48,617	\$39.83	\$82,843	\$60.50	\$125,832
Educational services	\$25.94	\$53,963	4.67	\$12.33	\$25,641	\$16.04	\$33,369	\$22.58	\$46,965	\$31.98	\$66,518	\$44.35	\$92,240
Transportation and warehousing	\$20.70	\$43,059	5.73	\$10.34	\$21,499	\$13.73	\$28,554	\$21.56	\$44,841	\$28.23	\$58,728	\$26.55	\$55,225
Finance and insurance	\$28.71	\$59,725	5.14	\$11.32	\$23,554	\$14.55	\$30,272	\$20.65	\$42,956	\$33.13	\$68,912	\$55.41	\$115,247
Construction	\$22.47	\$46,730	2.54	\$12.70	\$26,425	\$15.60	\$32,457	\$19.51	\$40,584	\$26.28	\$54,653	\$34.96	\$72,726
Health care and social assistance	\$25.54	\$53,114	3.51	\$10.57	\$21,987	\$13.37	\$27,808	\$19.18	\$39,889	\$30.64	\$63,731	\$42.84	\$89,101
Mining	\$21.83	\$45,397	4.82	\$12.49	\$25,979	\$15.12	\$31,440	\$18.94	\$39,397	\$24.75	\$51,473	\$32.23	\$67,047
Wholesale trade	\$27.93	\$58,096	5.69	\$10.57	\$21,995	\$13.79	\$28,685	\$18.84	\$39,185	\$35.70	\$74,257	\$56.88	\$118,308
Other services (except public administration)	\$19.37	\$40,281	4.07	\$8.50	\$17,682	\$10.46	\$21,758	\$14.68	\$30,532	\$23.10	\$48,040	\$35.40	\$73,641
Real estate and rental and leasing	\$19.16	\$39,863	6.3	\$8.69	\$18,083	\$10.76	\$22,379	\$14.55	\$30,269	\$21.33	\$44,362	\$34.50	\$71,764
Administrative and support and waste management and remediation services	\$17.42	\$36,232	3.08	\$8.92	\$18,556	\$10.68	\$22,209	\$13.73	\$28,557	\$19.18	\$39,896	\$29.75	\$61,878
Agriculture, forestry, fishing and hunting	\$13.05	\$27,153	2.16	\$10.35	\$21,524	\$11.80	\$24,534	\$13.15	\$27,345	\$14.42	\$30,002	\$15.80	\$32,862
Arts, entertainment, and recreation	\$17.81	\$37,048	7.12	\$8.20	\$17,046	\$9.44	\$19,637	\$12.42	\$25,828	\$18.49	\$38,469	\$30.72	\$63,906
Retail trade	\$15.45	\$32,143	1.87	\$8.13	\$16,917	\$9.34	\$19,418	\$11.72	\$24,388	\$17.46	\$36,312	\$26.11	\$54,301
Accommodation and food services	\$11.47	\$23,854	2.9	\$7.70	\$16,012	\$8.35	\$17,359	\$9.57	\$19,906	\$12.37	\$25,727	\$17.86	\$37,143

*Percent relative standard error of the average wage

Teller

El Paso

Colorado Springs MSA

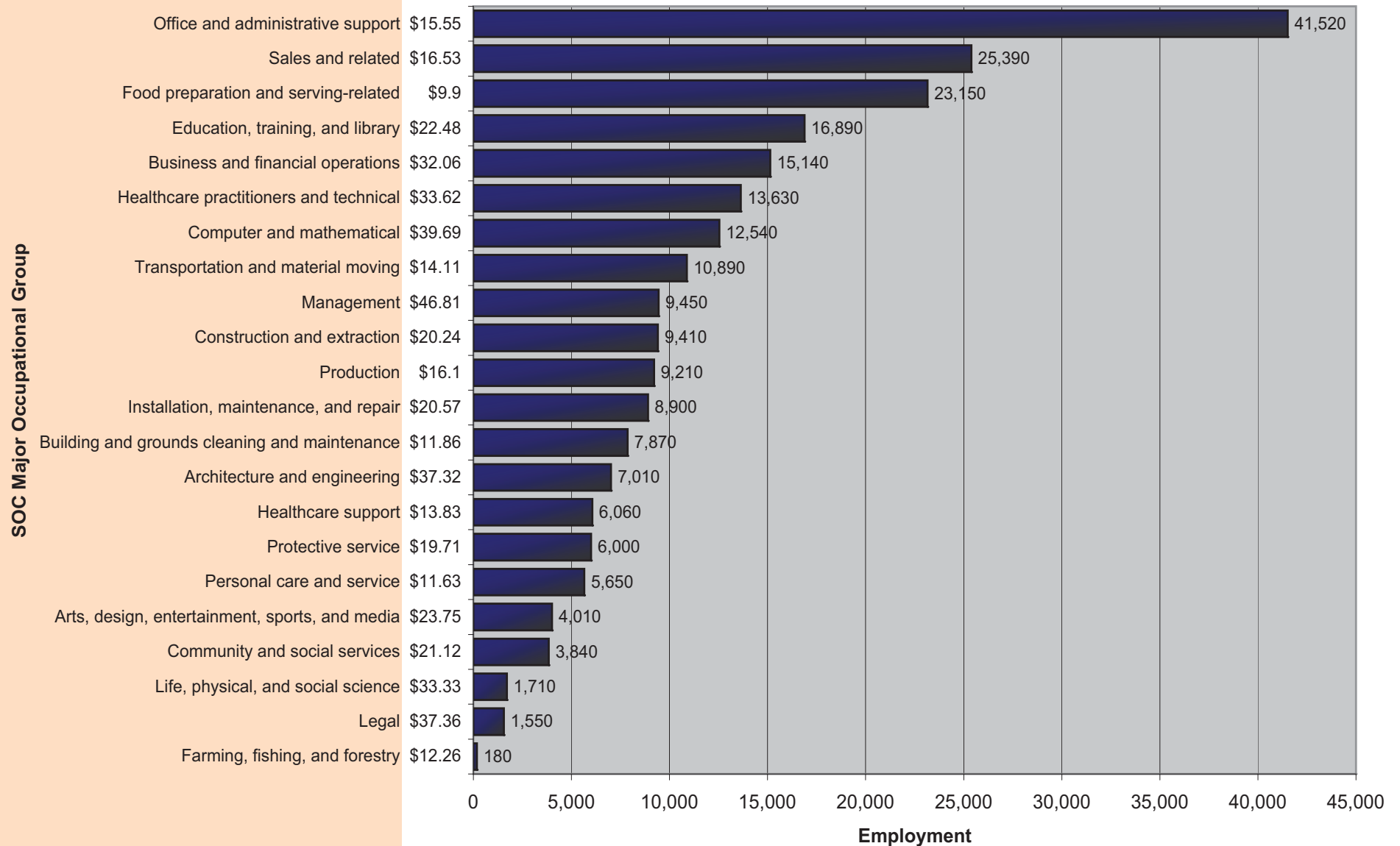
Figure 6a. Employment Distribution and Average Hourly Wage in Major Occupational Groups (Colorado Springs Metropolitan Statistical Area, May 2010)

Figure 6b. Employment Distribution and Average Hourly Wage in Major Industry Groups (Colorado Springs Metropolitan Statistical Area, May 2010)

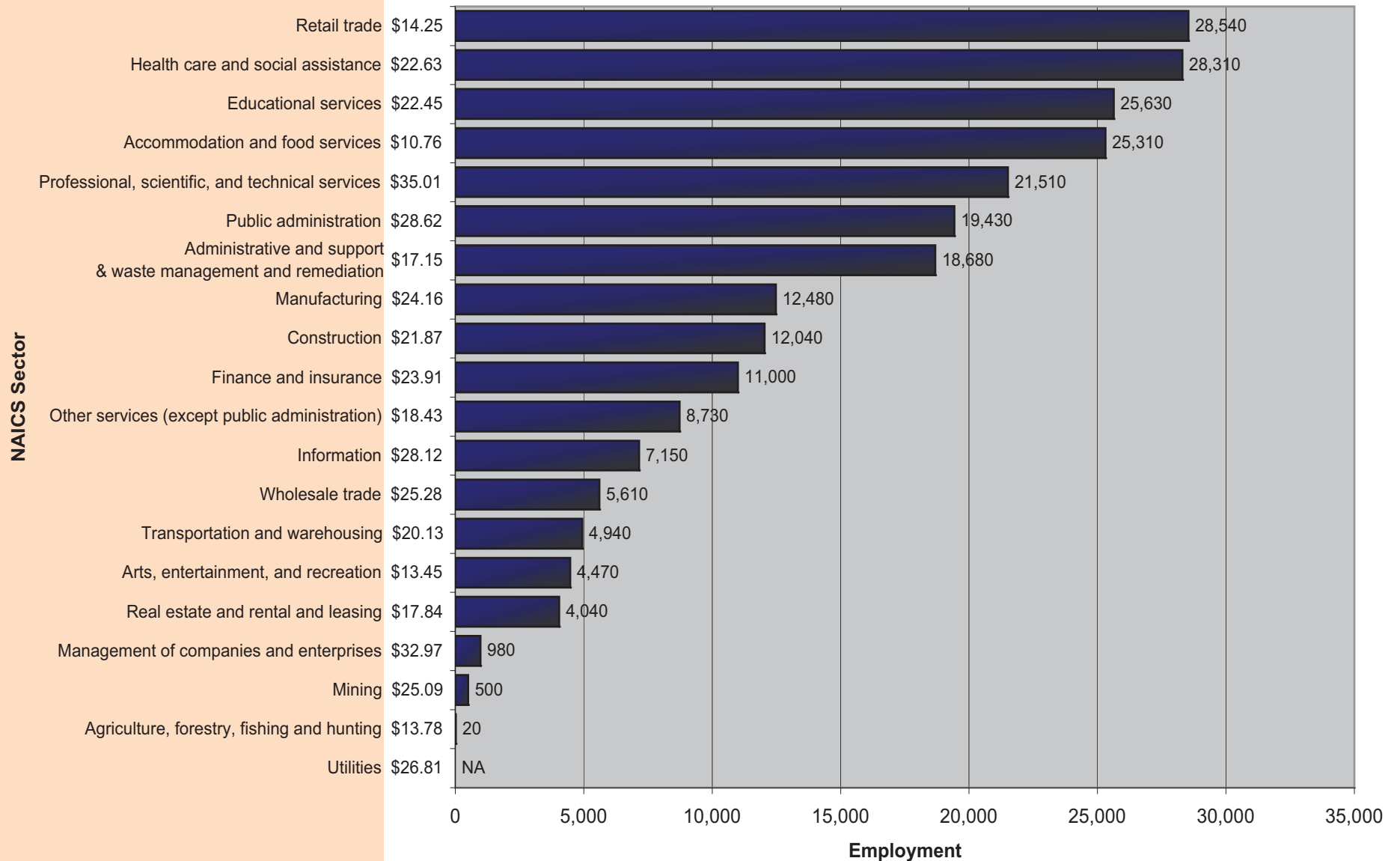
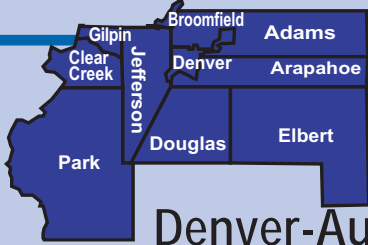


Table 13. Percentile Wages by Industry (Colorado Springs MSA, May 2010)

NAICS Sector	Average Hourly	Average Annual	PRSE*	10 th Percentile Hourly	10 th Percentile Annual	25 th Percentile Hourly	25 th Percentile Annual	Median Hourly	Median Annual	75 th Percentile Hourly	75 th Percentile Annual	90 th Percentile Hourly	90 th Percentile Annual
Professional, scientific, and technical services	\$35.01	\$72,817	2.23	\$14.03	\$29,183	\$20.49	\$42,611	\$32.52	\$67,640	\$46.40	\$96,515	\$60.65	\$126,153
Management of companies and enterprises	\$32.97	\$68,582	16.37	\$12.18	\$25,343	\$16.25	\$33,808	\$29.19	\$60,718	\$45.56	\$94,771	\$60.02	\$124,836
Public administration	\$28.62	\$59,519	2.06	\$14.59	\$30,352	\$19.42	\$40,404	\$26.56	\$55,237	\$35.29	\$73,399	\$47.81	\$99,438
Utilities	\$26.81	\$55,756	4.53	\$13.73	\$28,564	\$17.78	\$36,987	\$24.10	\$50,136	\$31.28	\$65,062	\$43.51	\$90,492
Information	\$28.12	\$58,495	6.38	\$9.28	\$19,309	\$14.92	\$31,029	\$23.93	\$49,775	\$39.56	\$82,294	\$52.39	\$108,979
Mining	\$25.09	\$52,187	5.66	\$14.04	\$29,195	\$17.08	\$35,519	\$21.37	\$44,455	\$27.96	\$58,152	\$39.14	\$81,418
Educational services	\$22.45	\$46,687	2.3	\$11.10	\$23,084	\$14.65	\$30,482	\$19.79	\$41,170	\$27.54	\$57,285	\$36.34	\$75,596
Construction	\$21.87	\$45,490	2.22	\$11.99	\$24,937	\$14.92	\$31,038	\$19.06	\$39,635	\$26.03	\$54,148	\$34.11	\$70,953
Wholesale trade	\$25.28	\$52,583	7.1	\$10.58	\$22,004	\$13.68	\$28,465	\$18.92	\$39,345	\$31.55	\$65,623	\$50.17	\$104,354
Manufacturing	\$24.16	\$50,256	4.19	\$10.69	\$22,232	\$13.45	\$27,985	\$18.73	\$38,966	\$30.83	\$64,117	\$45.33	\$94,293
Transportation and warehousing	\$20.13	\$41,866	3.77	\$10.52	\$21,891	\$13.54	\$28,154	\$18.51	\$38,498	\$25.53	\$53,095	\$29.06	\$60,453
Finance and insurance	\$23.91	\$49,726	3.78	\$11.26	\$23,414	\$13.89	\$28,889	\$18.48	\$38,437	\$28.61	\$59,507	\$43.85	\$91,212
Health care and social assistance	\$22.63	\$47,078	2.86	\$9.51	\$19,786	\$11.93	\$24,822	\$16.17	\$33,633	\$27.46	\$57,111	\$39.40	\$81,960
Other services (except public administration)	\$18.43	\$38,334	3.35	\$8.20	\$17,052	\$10.12	\$21,058	\$14.83	\$30,840	\$21.79	\$45,333	\$32.95	\$68,538
Real estate and rental and leasing	\$17.84	\$37,100	4.84	\$7.98	\$16,607	\$10.47	\$21,771	\$14.03	\$29,183	\$19.62	\$40,808	\$31.02	\$64,512
Administrative and support and waste management and remediation services	\$17.15	\$35,675	3.22	\$8.87	\$18,453	\$10.70	\$22,247	\$13.72	\$28,530	\$19.37	\$40,285	\$30.09	\$62,588
Retail trade	\$14.25	\$29,632	1.68	\$7.84	\$16,304	\$8.79	\$18,275	\$11.05	\$22,994	\$16.15	\$33,598	\$23.14	\$48,135
Agriculture, forestry, fishing and hunting	\$13.78	\$28,672	15.43	\$7.99	\$16,626	\$8.88	\$18,479	\$10.72	\$22,303	\$19.94	\$41,478	\$24.61	\$51,188
Arts, entertainment, and recreation	\$13.45	\$27,979	3.46	\$7.61	\$15,830	\$8.19	\$17,040	\$9.66	\$20,092	\$15.01	\$31,217	\$22.94	\$47,724
Accommodation and food services	\$10.76	\$22,387	2.5	\$7.60	\$15,818	\$8.05	\$16,752	\$8.96	\$18,634	\$11.25	\$23,395	\$15.53	\$32,302

*Percent relative standard error of the average wage



Denver-Aurora MSA

Figure 7a. Employment Distribution and Average Hourly Wage in Major Occupational Groups (Denver-Aurora Metropolitan Statistical Area, May 2010)

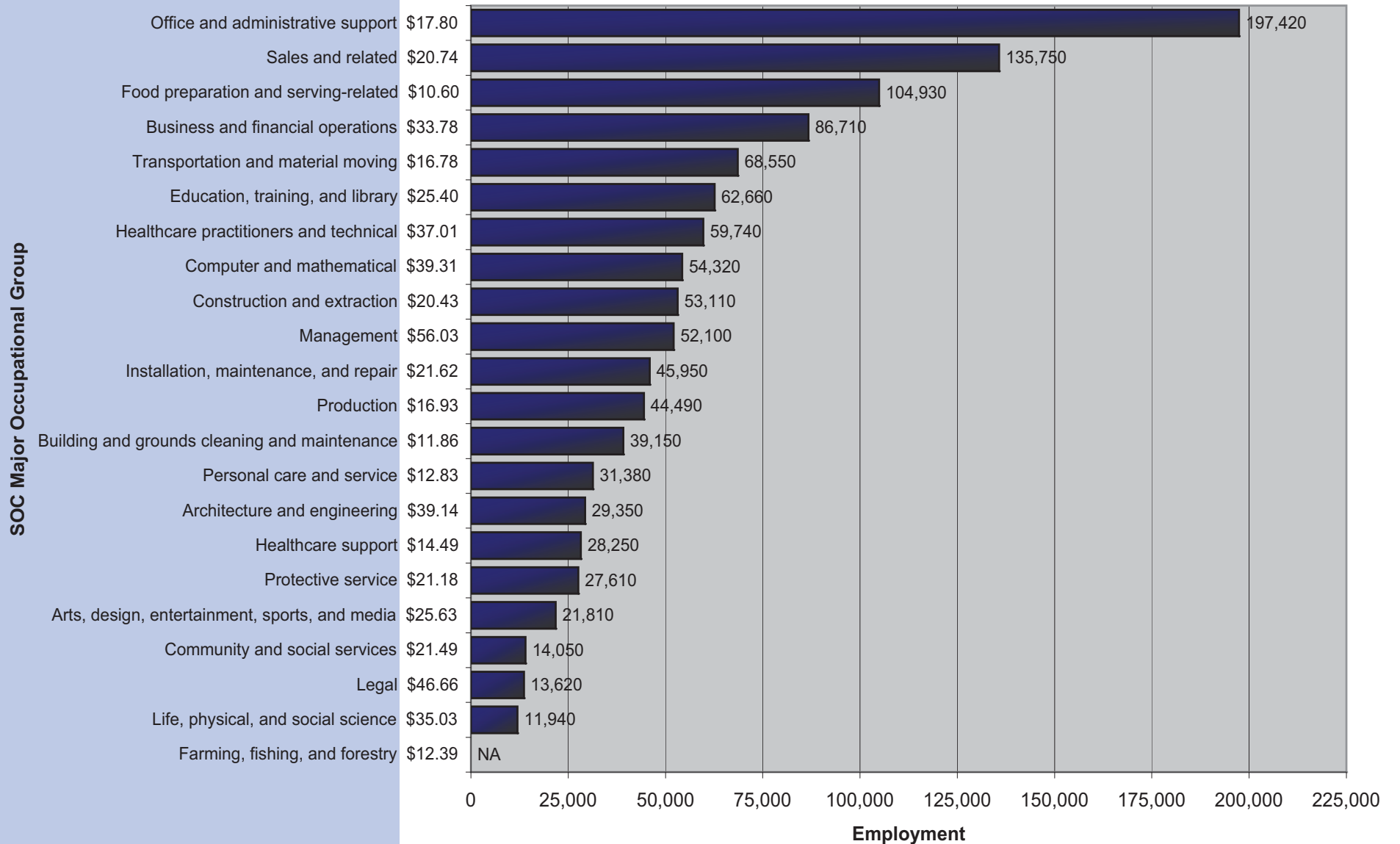


Figure 7b. Employment Distribution and Average Hourly Wage in Major Industry Groups (Denver-Aurora Metropolitan Statistical Area, May 2010)

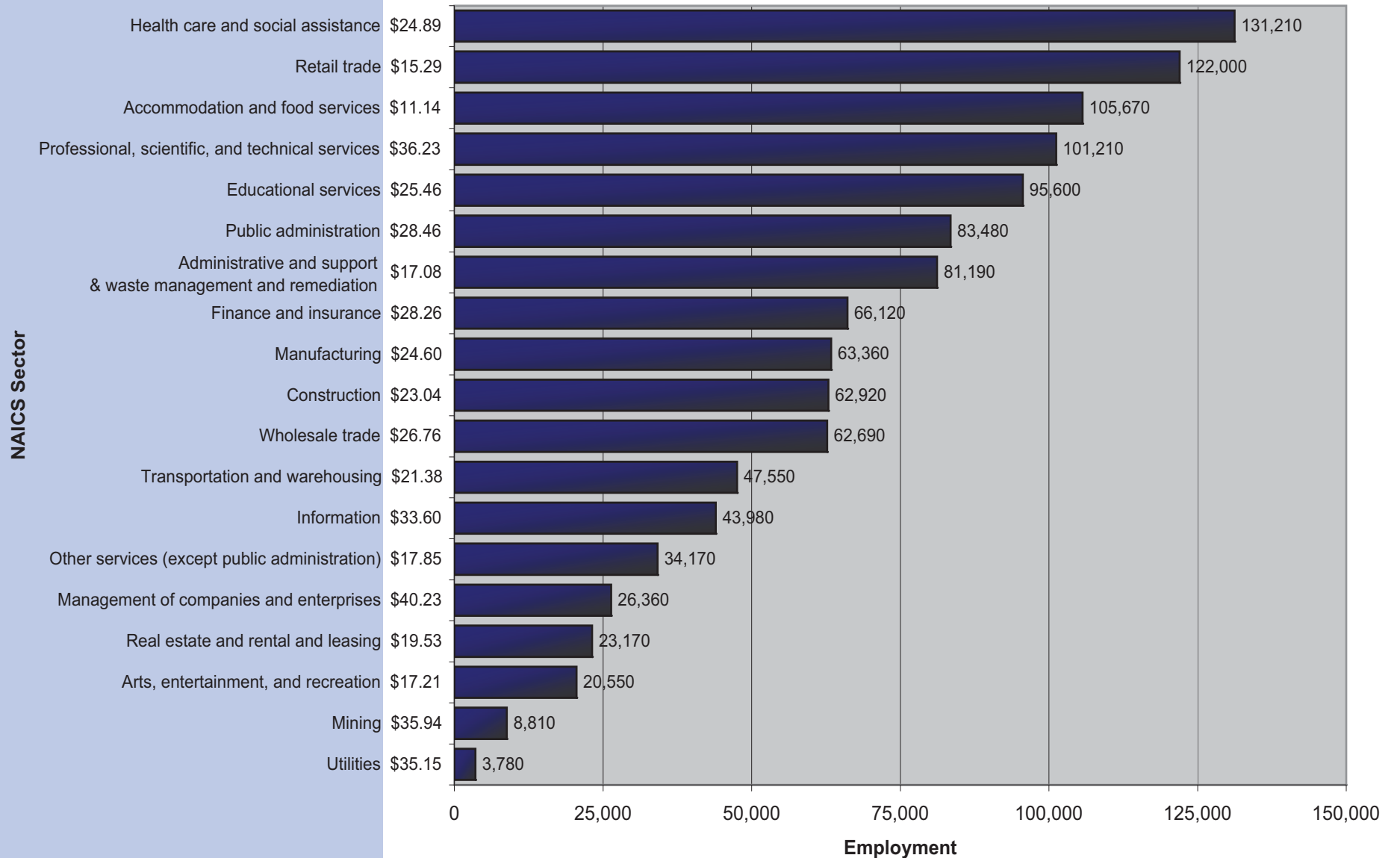
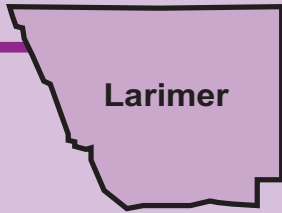


Table 14. Percentile Wages by Industry (Denver-Aurora MSA, May 2010)

NAICS Sector	Average Hourly	Average Annual	PRSE*	10 th Percentile Hourly	10 th Percentile Annual	25 th Percentile Hourly	25 th Percentile Annual	Median Hourly	Median Annual	75 th Percentile Hourly	75 th Percentile Annual	90 th Percentile Hourly	90 th Percentile Annual
Management of companies and enterprises	\$40.23	\$83,672	3.02	\$15.78	\$32,824	\$22.30	\$46,384	\$34.39	\$71,523	\$50.68	\$105,417	\$71.72	\$149,179
Utilities	\$35.15	\$73,110	4.52	\$19.24	\$40,013	\$25.06	\$52,132	\$32.05	\$66,674	\$39.77	\$82,717	\$54.11	\$112,558
Professional, scientific, and technical services	\$36.23	\$75,365	1.75	\$14.42	\$30,003	\$20.75	\$43,154	\$31.04	\$64,569	\$46.01	\$95,710	\$63.73	\$132,563
Information	\$33.60	\$69,878	1.68	\$13.75	\$28,606	\$20.54	\$42,717	\$29.95	\$62,291	\$42.67	\$88,755	\$57.65	\$119,904
Mining	\$35.94	\$74,748	4.2	\$16.13	\$33,545	\$20.77	\$43,207	\$28.57	\$59,436	\$43.74	\$90,987	\$68.53	\$142,534
Public administration	\$28.46	\$59,205	3.7	\$11.09	\$23,070	\$18.02	\$37,478	\$25.93	\$53,928	\$36.11	\$75,118	\$47.84	\$99,507
Educational services	\$25.46	\$52,957	2.71	\$12.53	\$26,070	\$16.43	\$34,174	\$22.27	\$46,329	\$31.07	\$64,620	\$41.16	\$85,620
Finance and insurance	\$28.26	\$58,784	2.06	\$12.65	\$26,322	\$16.31	\$33,922	\$22.14	\$46,060	\$33.38	\$69,438	\$50.10	\$104,201
Wholesale trade	\$26.76	\$55,652	2.24	\$11.26	\$23,429	\$14.90	\$30,992	\$21.25	\$44,205	\$32.60	\$67,814	\$49.21	\$102,366
Construction	\$23.04	\$47,926	1.34	\$12.27	\$25,527	\$15.39	\$32,012	\$20.16	\$41,925	\$27.76	\$57,739	\$36.55	\$76,024
Manufacturing	\$24.60	\$51,175	4.36	\$10.79	\$22,450	\$14.14	\$29,411	\$19.62	\$40,805	\$29.45	\$61,261	\$45.78	\$95,229
Transportation and warehousing	\$21.38	\$44,461	2.46	\$10.65	\$22,145	\$13.92	\$28,956	\$19.26	\$40,056	\$26.19	\$54,467	\$34.22	\$71,177
Health care and social assistance	\$24.89	\$51,761	2.39	\$9.92	\$20,625	\$13.08	\$27,216	\$18.68	\$38,845	\$30.45	\$63,341	\$42.44	\$88,276
Real estate and rental and leasing	\$19.53	\$40,618	2.72	\$8.90	\$18,508	\$11.79	\$24,526	\$15.99	\$33,261	\$22.74	\$47,298	\$33.98	\$70,680
Other services (except public administration)	\$17.85	\$37,132	2.39	\$8.20	\$17,047	\$10.16	\$21,139	\$14.35	\$29,843	\$22.04	\$45,853	\$31.19	\$64,883
Administrative and support and waste management and remediation services	\$17.08	\$35,530	1.99	\$8.33	\$17,331	\$10.05	\$20,910	\$13.81	\$28,726	\$19.40	\$40,349	\$29.54	\$61,448
Agriculture, forestry, fishing and hunting	\$13.51	\$28,102	9.62	\$8.36	\$17,397	\$10.43	\$21,697	\$12.64	\$26,293	\$14.91	\$31,009	\$19.86	\$41,317
Arts, entertainment, and recreation	\$17.21	\$35,805	4.92	\$7.77	\$16,162	\$8.98	\$18,670	\$12.36	\$25,713	\$18.90	\$39,319	\$29.76	\$61,901
Retail trade	\$15.29	\$31,809	1.5	\$8.01	\$16,654	\$9.13	\$19,001	\$11.82	\$24,588	\$17.22	\$35,818	\$25.22	\$52,457
Accommodation and food services	\$11.14	\$23,172	2	\$7.63	\$15,863	\$8.10	\$16,850	\$9.07	\$18,867	\$11.73	\$24,401	\$17.45	\$36,293

*Percent relative standard error of the average wage



Larimer

Ft. Collins-Loveland MSA

Figure 8a. Employment Distribution and Average Hourly Wage in Major Occupational Groups (Fort Collins - Loveland Metropolitan Statistical Area, May 2010)

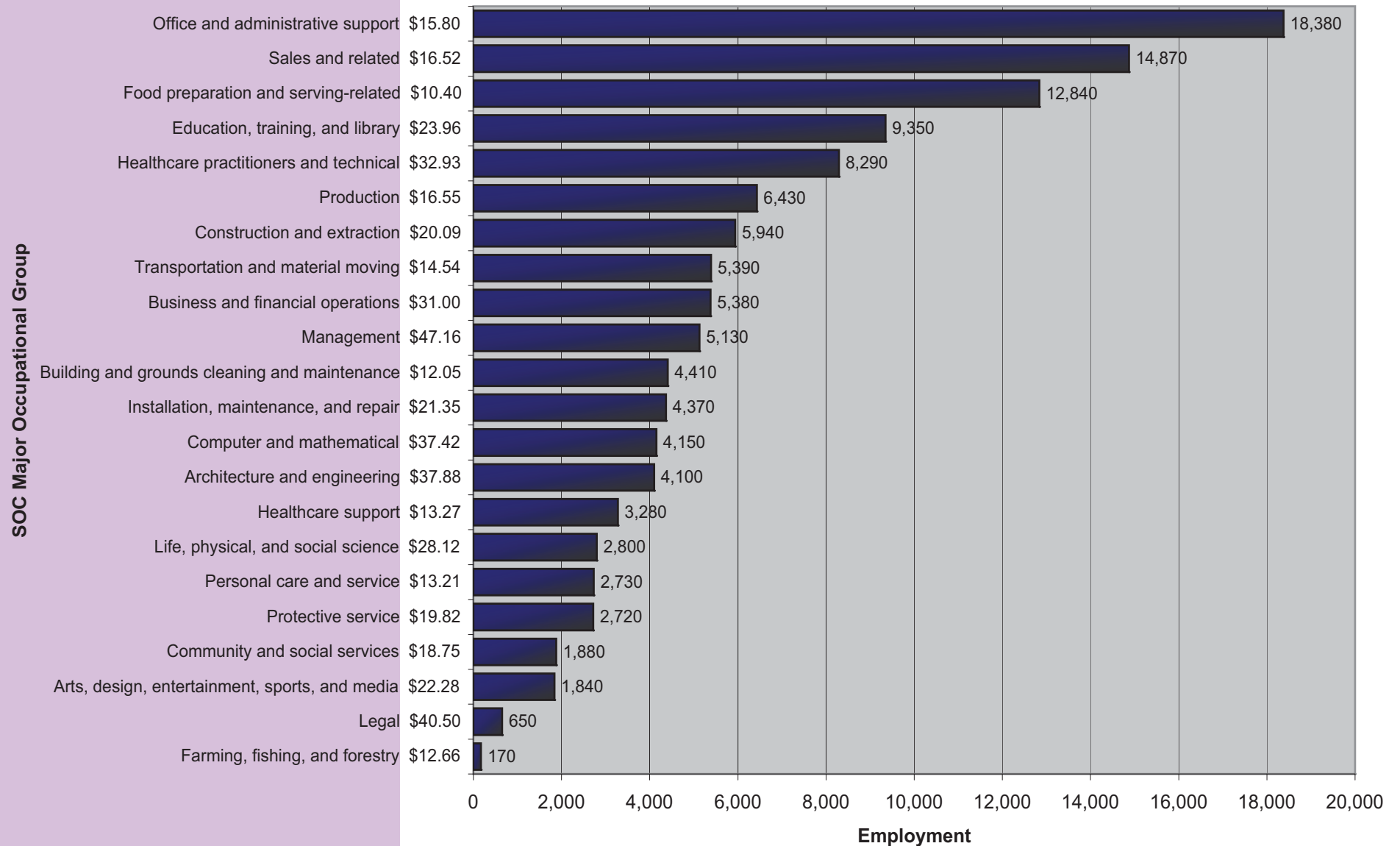


Figure 8b. Employment Distribution and Average Hourly Wage in Major Industry Groups (Fort Collins-Loveland Metropolitan Statistical Area, May 2010)

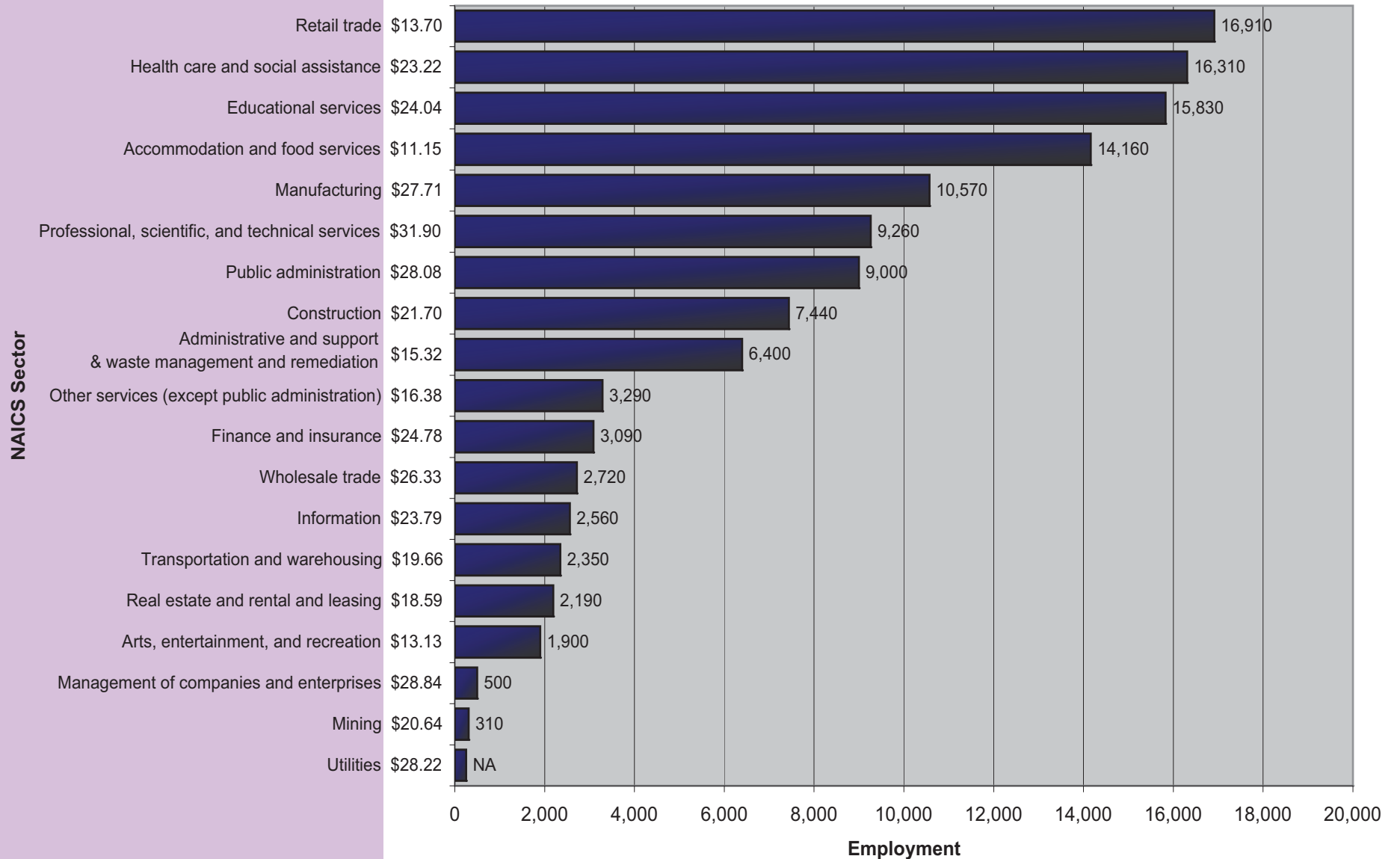
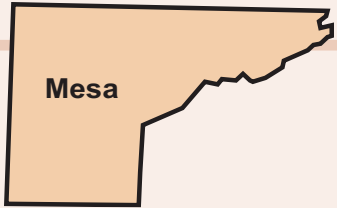


Table 15. Percentile Wages by Industry (Fort Collins-Loveland MSA, May 2010)

NAICS Sector	Average Hourly	Average Annual	PRSE*	10 th Percentile Hourly	10 th Percentile Annual	25 th Percentile Hourly	25 th Percentile Annual	Median Hourly	Median Annual	75 th Percentile Hourly	75 th Percentile Annual	90 th Percentile Hourly	90 th Percentile Annual
Utilities	\$28.22	\$58,705	2.8	\$14.51	\$30,182	\$19.46	\$40,469	\$28.17	\$58,589	\$34.60	\$71,963	\$40.87	\$85,003
Professional, scientific, and technical services	\$31.90	\$66,353	6.47	\$12.09	\$25,148	\$16.46	\$34,235	\$25.82	\$53,698	\$41.70	\$86,746	\$60.34	\$125,509
Public administration	\$28.08	\$58,400	4.81	\$12.71	\$26,427	\$16.54	\$34,405	\$25.12	\$52,243	\$35.69	\$74,233	\$46.45	\$96,606
Manufacturing	\$27.71	\$57,634	3.51	\$11.17	\$23,241	\$14.84	\$30,871	\$21.35	\$44,403	\$35.82	\$74,512	\$54.82	\$114,025
Educational services	\$24.04	\$50,001	4.04	\$12.22	\$25,416	\$15.62	\$32,489	\$21.01	\$43,695	\$28.14	\$58,523	\$39.52	\$82,206
Management of companies and enterprises	\$28.84	\$59,996	9.93	\$11.08	\$23,051	\$16.48	\$34,283	\$20.79	\$43,250	\$35.48	\$73,799	\$54.12	\$112,566
Information	\$23.79	\$49,491	3.95	\$9.24	\$19,221	\$13.73	\$28,555	\$19.90	\$41,402	\$29.84	\$62,059	\$41.88	\$87,111
Construction	\$21.70	\$45,130	2.11	\$12.30	\$25,584	\$15.45	\$32,143	\$19.52	\$40,599	\$25.11	\$52,223	\$32.82	\$68,260
Transportation and warehousing	\$19.66	\$40,902	4.05	\$11.31	\$23,535	\$14.89	\$30,971	\$19.41	\$40,366	\$23.75	\$49,403	\$26.26	\$54,613
Wholesale trade	\$26.33	\$54,769	4.44	\$9.93	\$20,656	\$12.84	\$26,713	\$19.06	\$39,638	\$30.27	\$62,953	\$53.74	\$111,786
Finance and insurance	\$24.78	\$51,543	7.78	\$11.17	\$23,231	\$13.72	\$28,528	\$17.83	\$37,093	\$25.81	\$53,681	\$43.55	\$90,578
Health care and social assistance	\$23.22	\$48,301	3.76	\$9.80	\$20,381	\$12.11	\$25,190	\$17.38	\$36,141	\$28.65	\$59,596	\$37.88	\$78,782
Mining	\$20.64	\$42,941	4.7	\$12.10	\$25,167	\$14.09	\$29,301	\$17.33	\$36,044	\$22.48	\$46,749	\$36.15	\$75,195
Real estate and rental and leasing	\$18.59	\$38,665	6.09	\$8.65	\$17,989	\$11.05	\$22,976	\$14.97	\$31,144	\$20.08	\$41,776	\$29.74	\$61,859
Other services (except public administration)	\$16.38	\$34,076	3.66	\$7.97	\$16,575	\$9.10	\$18,920	\$13.32	\$27,706	\$20.17	\$41,949	\$28.76	\$59,825
Administrative and support and waste management and remediation services	\$15.32	\$31,861	4.75	\$8.13	\$16,908	\$9.33	\$19,397	\$12.50	\$25,993	\$17.22	\$35,810	\$24.67	\$51,307
Agriculture, forestry, fishing and hunting	\$12.93	\$26,898	9.03	\$7.95	\$16,538	\$8.90	\$18,511	\$12.14	\$25,248	\$14.69	\$30,565	\$18.55	\$38,579
Retail trade	\$13.70	\$28,496	1.93	\$7.92	\$16,476	\$8.81	\$18,319	\$10.94	\$22,747	\$15.60	\$32,454	\$21.61	\$44,954
Arts, entertainment, and recreation	\$13.13	\$27,318	3.78	\$7.59	\$15,796	\$8.19	\$17,041	\$9.72	\$20,213	\$16.59	\$34,516	\$22.76	\$47,351
Accommodation and food services	\$11.15	\$23,184	3.19	\$7.61	\$15,833	\$8.08	\$16,811	\$9.07	\$18,865	\$11.64	\$24,218	\$16.59	\$34,506

*Percent relative standard error of the average wage



Mesa

Grand Junction MSA

Figure 9a. Employment Distribution and Average Hourly Wage in Major Occupational Groups (Grand Junction Metropolitan Statistical Area, May 2010)

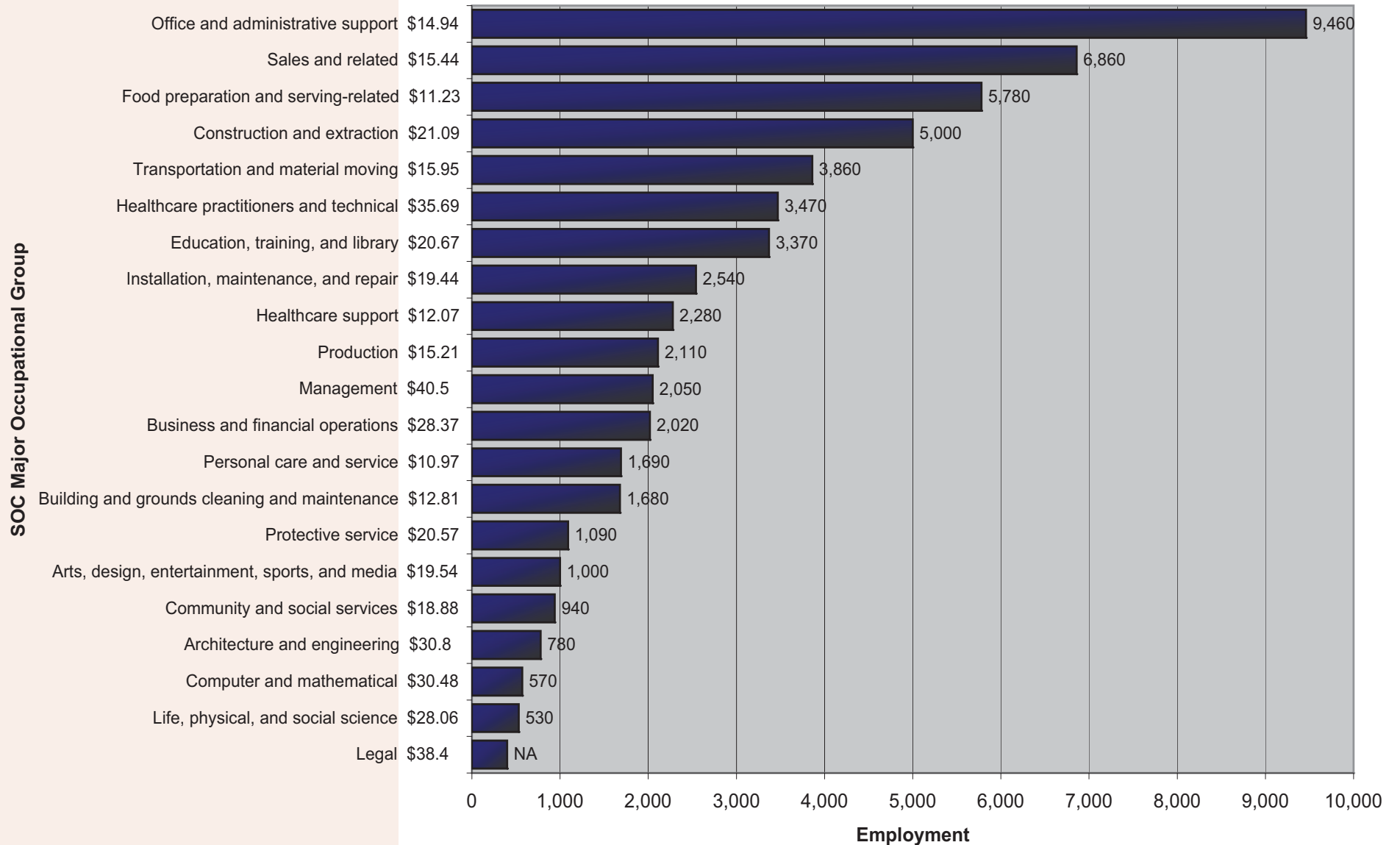


Figure 9b. Employment Distribution and Average Hourly Wage in Major Industry Groups (Grand Junction Metropolitan Statistical Area, May 2010)

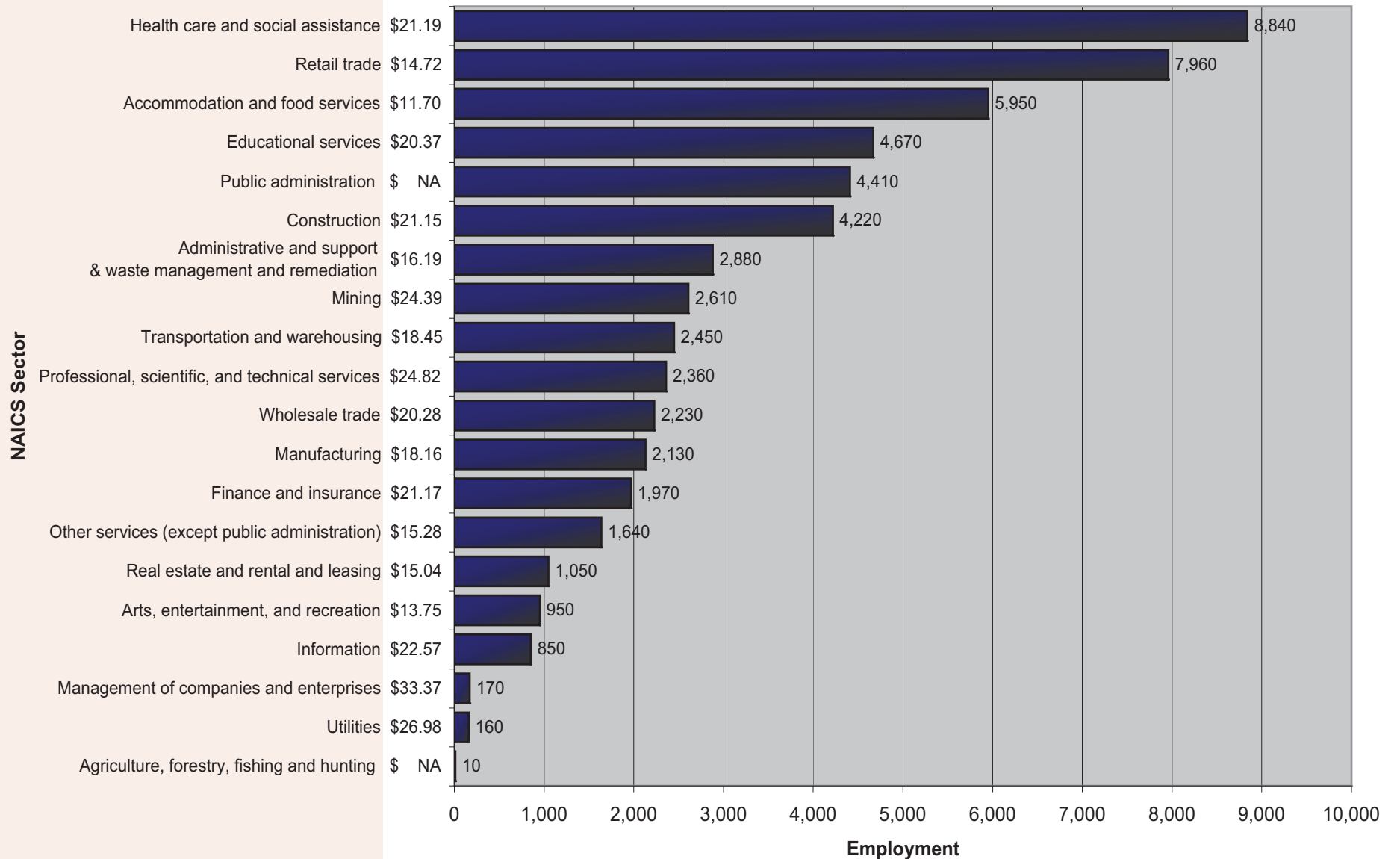
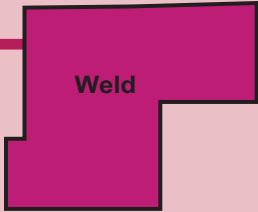


Table 16. Percentile Wages by Industry (Grand Junction MSA, May 2010)

NAICS Sector	Average Hourly	Average Annual	PRSE*	10 th Percentile Hourly	10 th Percentile Annual	25 th Percentile Hourly	25 th Percentile Annual	Median Hourly	Median Annual	75 th Percentile Hourly	75 th Percentile Annual	90 th Percentile Hourly	90 th Percentile Annual
Management of companies and enterprises	\$33.37	\$69,402	18.33	\$13.04	\$17	\$24.18	\$43	\$62.70	\$27,116	\$35,210	\$50,291	\$88,770	\$130,407
Professional, scientific, and technical services	\$24.82	\$51,619	3.53	\$10.20	\$14	\$19.75	\$31	\$47.08	\$21,225	\$28,220	\$41,079	\$64,963	\$97,917
Utilities	\$26.98	\$56,122	4.52	\$14.23	\$19	\$26.34	\$33	\$41.12	\$29,604	\$39,752	\$54,796	\$68,383	\$85,521
Mining	\$24.39	\$50,735	4.91	\$12.95	\$16	\$21.06	\$29	\$39.17	\$26,932	\$34,066	\$43,805	\$59,998	\$81,471
Finance and insurance	\$21.17	\$44,031	3.8	\$10.49	\$12	\$16.39	\$25	\$37.40	\$21,822	\$25,978	\$34,100	\$51,104	\$77,801
Information	\$22.57	\$46,939	9.18	\$9.00	\$12	\$18.90	\$30	\$36.56	\$18,724	\$24,285	\$39,313	\$62,552	\$76,038
Health care and social assistance	\$21.19	\$44,083	4.31	\$8.65	\$11	\$15.14	\$26	\$36.25	\$17,993	\$23,094	\$31,488	\$53,375	\$75,401
Wholesale trade	\$20.28	\$42,184	2.89	\$10.32	\$13	\$17.92	\$24	\$32.57	\$21,469	\$27,459	\$37,265	\$50,130	\$67,742
Construction	\$21.15	\$43,982	2.24	\$11.30	\$15	\$18.84	\$25	\$32.34	\$23,497	\$30,478	\$39,188	\$52,256	\$67,263
Educational services	\$20.37	\$42,360	0.78	\$11.10	\$14	\$18.96	\$26	\$31.22	\$23,083	\$29,449	\$39,434	\$53,599	\$64,946
Manufacturing	\$18.16	\$37,767	4.19	\$9.06	\$11	\$15.70	\$21	\$29.90	\$18,842	\$23,615	\$32,647	\$44,147	\$62,200
Transportation and warehousing	\$18.45	\$38,385	7.47	\$8.52	\$11	\$16.60	\$24	\$29.09	\$17,711	\$23,624	\$34,525	\$50,073	\$60,499
Administrative and support and waste management and remediation services	\$16.19	\$33,677	3.97	\$9.25	\$11	\$13.40	\$18	\$26.37	\$19,231	\$22,869	\$27,879	\$36,864	\$54,859
Other services (except public administration)	\$15.28	\$31,778	4.55	\$7.82	\$10	\$13.23	\$19	\$26.13	\$16,265	\$19,966	\$27,509	\$38,771	\$54,346
Retail trade	\$14.72	\$30,625	2.15	\$8.11	\$9	\$11.54	\$16	\$24.65	\$16,869	\$19,242	\$23,993	\$33,690	\$51,268
Arts, entertainment, and recreation	\$13.75	\$28,608	6.16	\$7.63	\$8	\$10.98	\$16	\$23.94	\$15,880	\$17,516	\$22,844	\$34,133	\$49,800
Real estate and rental and leasing	\$15.04	\$31,277	4.04	\$8.38	\$10	\$13.59	\$18	\$23.11	\$17,422	\$20,878	\$28,268	\$37,371	\$48,059
Accommodation and food services	\$11.70	\$24,336	10.24	\$7.65	\$8	\$9.21	\$12	\$18.43	\$15,920	\$17,038	\$19,147	\$25,864	\$38,336
Agriculture, forestry, fishing and hunting	NA	NA	NA	NA	NA	NA	NA	NA	NA	NA	NA	NA	NA
Public administration	NA	NA	NA	NA	NA	NA	NA	NA	NA	NA	NA	NA	NA

*Percent relative standard error of the average wage



Weld

Greeley MSA

Figure 10a. Employment Distribution and Average Hourly Wage in Major Occupational Groups (Greeley Metropolitan Statistical Area, May 2010)

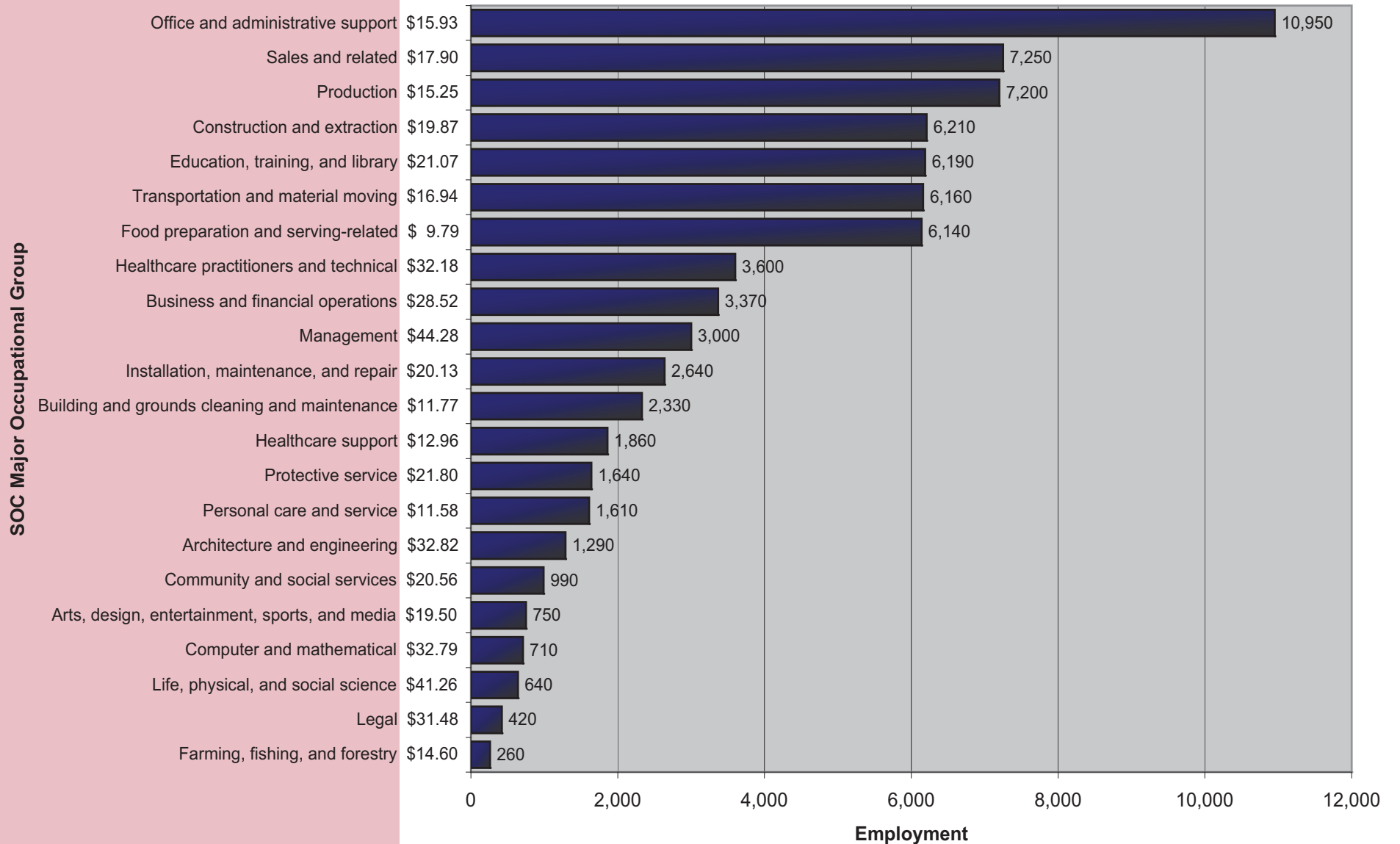


Figure 10b. Employment Distribution and Average Hourly Wage in Major Industry Groups (Greeley Metropolitan Statistical Area, May 2010)

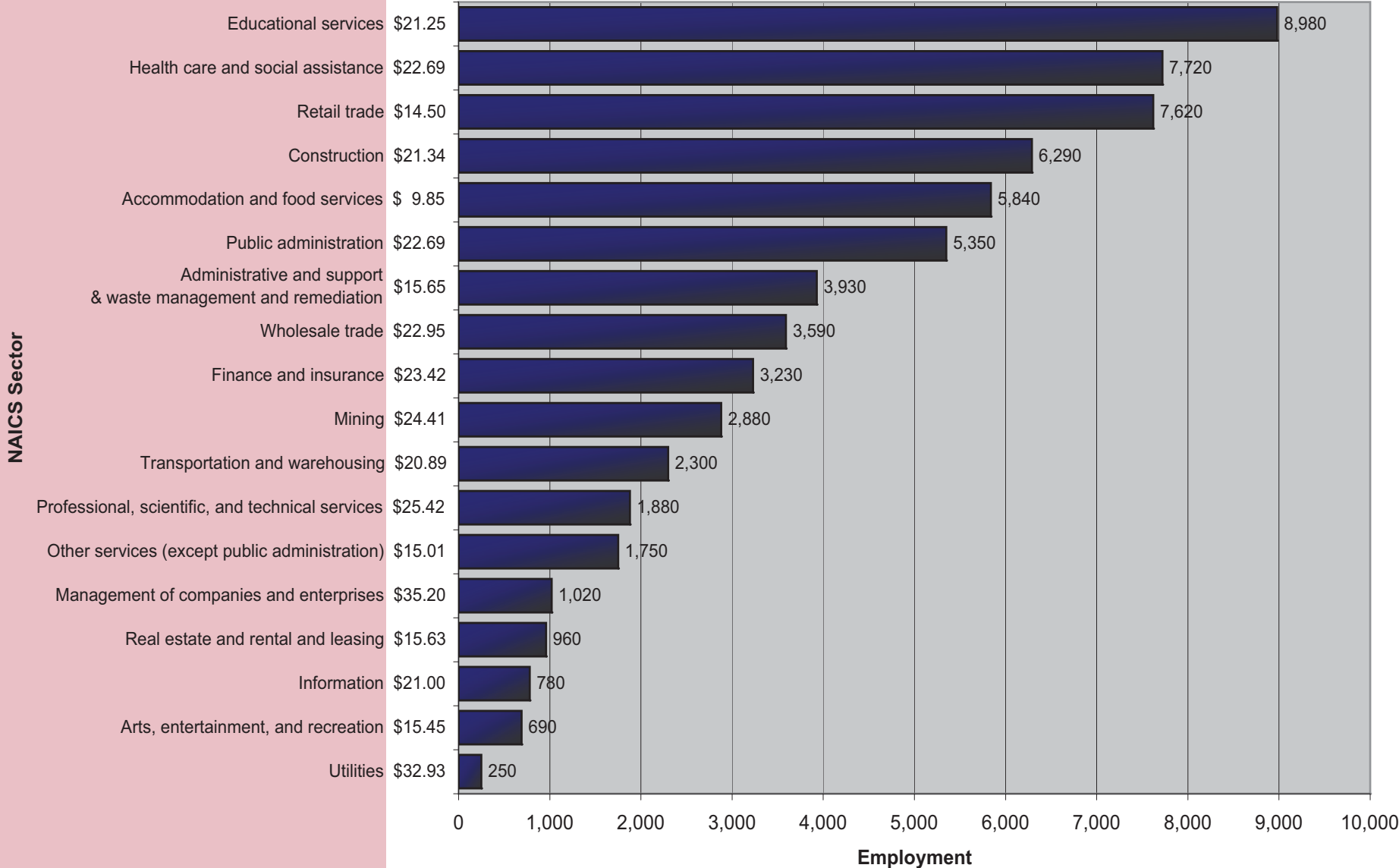
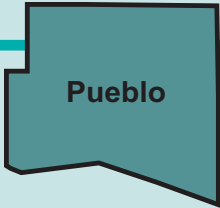


Table 17. Percentile Wages by Industry (Greeley MSA, May 2010)

NAICS Sector	Average Hourly	Average Annual	PRSE*	10 th Percentile Hourly	10 th Percentile Annual	25 th Percentile Hourly	25 th Percentile Annual	Median Hourly	Median Annual	75 th Percentile Hourly	75 th Percentile Annual	90 th Percentile Hourly	90 th Percentile Annual
Management of companies and enterprises	\$35.20	\$73,223	8.4	\$14.32	\$29,782	\$20.50	\$42,633	\$32.04	\$66,636	\$45.85	\$95,367	\$59.40	\$123,549
Utilities	\$32.93	\$68,499	6.61	\$13.90	\$28,905	\$20.35	\$42,322	\$31.87	\$66,285	\$39.53	\$82,216	\$51.55	\$107,219
Public administration	\$22.69	\$47,203	1.45	\$10.54	\$21,929	\$15.66	\$32,575	\$21.28	\$44,252	\$28.72	\$59,733	\$34.83	\$72,454
Professional, scientific, and technical services	\$25.42	\$52,865	3.8	\$10.26	\$21,333	\$13.71	\$28,511	\$20.74	\$43,138	\$32.90	\$68,437	\$49.95	\$103,894
Mining	\$24.41	\$50,771	5.06	\$11.34	\$23,577	\$14.63	\$30,430	\$20.44	\$42,519	\$29.44	\$61,239	\$40.16	\$83,530
Educational services	\$21.25	\$44,204	0.91	\$10.36	\$21,555	\$14.14	\$29,412	\$19.63	\$40,830	\$26.34	\$54,777	\$34.82	\$72,431
Wholesale trade	\$22.95	\$47,741	3.15	\$10.16	\$21,137	\$13.53	\$28,135	\$19.19	\$39,912	\$28.02	\$58,289	\$39.85	\$82,896
Transportation and warehousing	\$20.89	\$43,455	7.06	\$9.72	\$20,226	\$14.18	\$29,500	\$18.75	\$39,005	\$27.84	\$57,914	\$34.33	\$71,402
Finance and insurance	\$23.42	\$48,718	6.21	\$10.60	\$22,055	\$13.28	\$27,618	\$18.11	\$37,678	\$26.86	\$55,875	\$40.93	\$85,138
Construction	\$21.34	\$44,392	3.97	\$11.58	\$24,077	\$13.99	\$29,101	\$17.96	\$37,347	\$24.97	\$51,940	\$36.41	\$75,725
Information	\$21.00	\$43,683	7.52	\$9.12	\$18,965	\$12.61	\$26,224	\$17.64	\$36,683	\$25.88	\$53,828	\$35.06	\$72,934
Health care and social assistance	\$22.69	\$47,196	3.32	\$9.48	\$19,714	\$11.54	\$23,995	\$16.95	\$35,266	\$27.59	\$57,385	\$38.69	\$80,472
Manufacturing	\$19.01	\$39,548	10.56	\$9.14	\$19,002	\$10.99	\$22,866	\$15.33	\$31,882	\$22.54	\$46,878	\$35.21	\$73,229
Real estate and rental and leasing	\$15.63	\$32,513	5.97	\$8.13	\$16,902	\$9.24	\$19,209	\$13.05	\$27,145	\$17.80	\$37,027	\$26.64	\$55,409
Agriculture, forestry, fishing and hunting	\$15.23	\$31,673	9.43	\$7.99	\$16,629	\$9.40	\$19,551	\$13.02	\$27,091	\$17.35	\$36,093	\$28.65	\$59,597
Administrative and support and waste management and remediation services	\$15.65	\$32,552	3.78	\$8.06	\$16,756	\$9.89	\$20,572	\$12.45	\$25,888	\$18.24	\$37,947	\$26.87	\$55,883
Other services (except public administration)	\$15.01	\$31,219	4.11	\$7.91	\$16,452	\$9.04	\$18,808	\$12.21	\$25,396	\$19.02	\$39,570	\$26.07	\$54,234
Retail trade	\$14.50	\$30,163	2.95	\$7.92	\$16,470	\$8.88	\$18,471	\$11.16	\$23,207	\$16.51	\$34,340	\$23.98	\$49,881
Arts, entertainment, and recreation	\$15.45	\$32,144	13.54	\$7.93	\$16,503	\$8.76	\$18,216	\$11.16	\$23,223	\$18.27	\$37,994	\$31.20	\$64,893
Accommodation and food services	\$9.85	\$20,479	2.45	\$7.53	\$15,667	\$7.78	\$16,179	\$8.66	\$18,020	\$10.26	\$21,332	\$14.00	\$29,128

*Percent relative standard error of the average wage



Pueblo

Pueblo MSA

Figure 11a. Employment Distribution and Average Hourly Wage in Major Occupational Groups (Pueblo Metropolitan Statistical Area, May 2010)

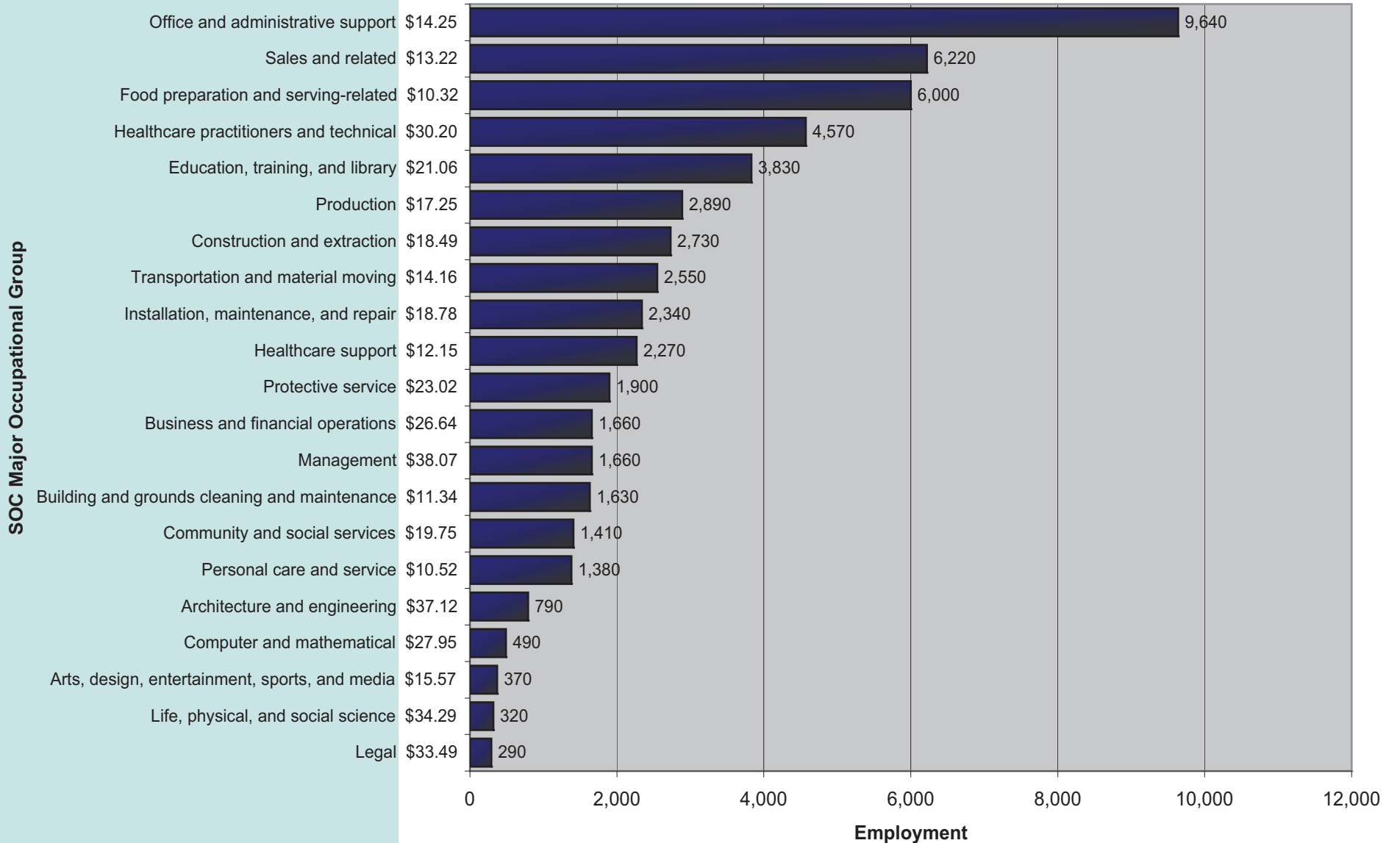


Figure 11b. Employment Distribution and Average Hourly Wage in Major Industry Groups (Pueblo Metropolitan Statistical Area, May 2010)

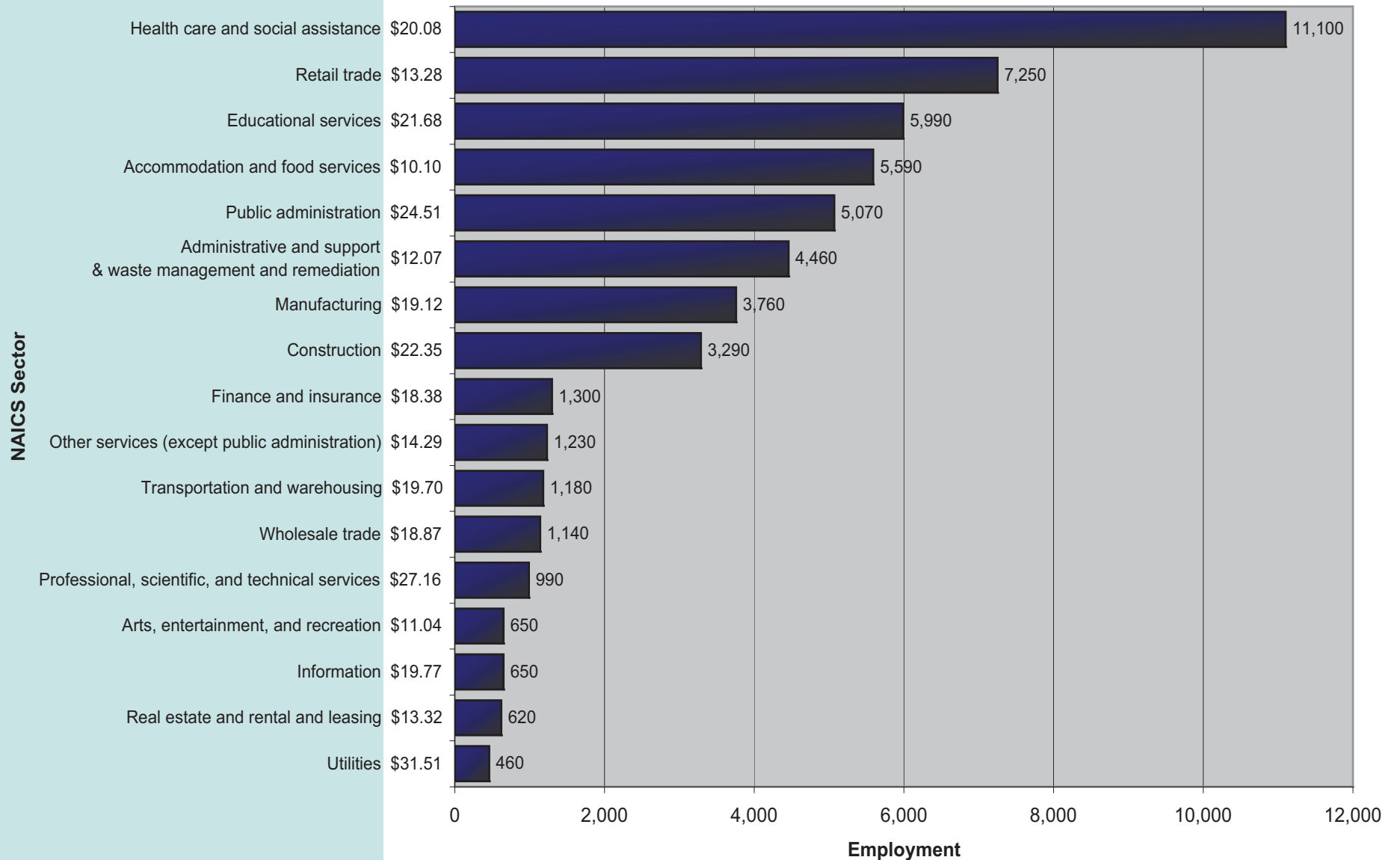
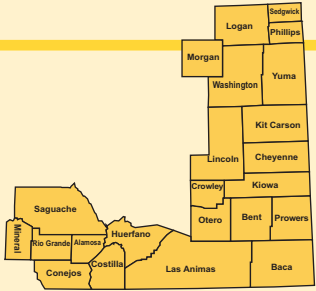


Table 18. Percentile Wages by Industry (Pueblo MSA, May 2010)

NAICS Sector	Average Hourly	Average Annual	PRSE*	10 th Percentile Hourly	10 th Percentile Annual	25 th Percentile Hourly	25 th Percentile Annual	Median Hourly	M A
Utilities	\$31.51	\$65,535	3.34	\$20.81	\$43,295	\$25.55	\$53,139	\$30.71	\$6
Management of companies and enterprises	\$24.23	\$50,389	4.48	\$12.35	\$25,678	\$15.72	\$32,708	\$23.19	\$4
Public administration	\$24.51	\$50,986	2.03	\$14.58	\$30,332	\$17.83	\$37,080	\$22.02	\$4
Professional, scientific, and technical services	\$27.16	\$56,497	6.42	\$10.36	\$21,542	\$14.78	\$30,741	\$21.38	\$4
Educational services	\$21.68	\$45,092	1.67	\$11.80	\$24,548	\$14.97	\$31,138	\$19.47	\$4
Construction	\$22.35	\$46,484	5.44	\$11.17	\$23,227	\$14.31	\$29,775	\$18.37	\$3
Transportation and warehousing	\$19.70	\$40,977	4.64	\$11.96	\$24,873	\$15.19	\$31,597	\$17.68	\$3
Manufacturing	\$19.12	\$39,762	3.14	\$10.05	\$20,906	\$13.37	\$27,816	\$17.34	\$3
Wholesale trade	\$18.87	\$39,251	3.12	\$9.61	\$19,996	\$12.43	\$25,859	\$16.67	\$3
Information	\$19.77	\$41,120	7.69	\$8.33	\$17,332	\$10.61	\$22,077	\$16.31	\$3
Health care and social assistance	\$20.08	\$41,770	2.41	\$8.55	\$17,776	\$10.62	\$22,098	\$15.86	\$3
Finance and insurance	\$18.38	\$38,224	3.77	\$9.50	\$19,766	\$11.99	\$24,930	\$15.32	\$3
Other services (except public administration)	\$14.29	\$29,716	4.52	\$7.79	\$16,203	\$8.88	\$18,467	\$11.94	\$2
Real estate and rental and leasing	\$13.32	\$27,699	5.95	\$7.70	\$16,013	\$8.72	\$18,134	\$11.26	\$2
Retail trade	\$13.28	\$27,627	2.58	\$7.84	\$16,314	\$8.71	\$18,112	\$10.87	\$2
Administrative and support and waste management and remediation services	\$12.07	\$25,110	3.02	\$7.73	\$16,071	\$8.58	\$17,855	\$10.27	\$2
Arts, entertainment, and recreation	\$11.04	\$22,969	4.62	\$7.55	\$15,711	\$7.94	\$16,524	\$8.86	\$1
Accommodation and food services	\$10.10	\$20,998	4.35	\$7.53	\$15,652	\$7.74	\$16,106	\$8.52	\$1

*Percent relative standard error of the average wage



Eastern & Southern

Figure 12a. Employment Distribution and Average Hourly Wage in Major Occupational Groups (Eastern and Southern Colorado Balance of State Area, May 2010)

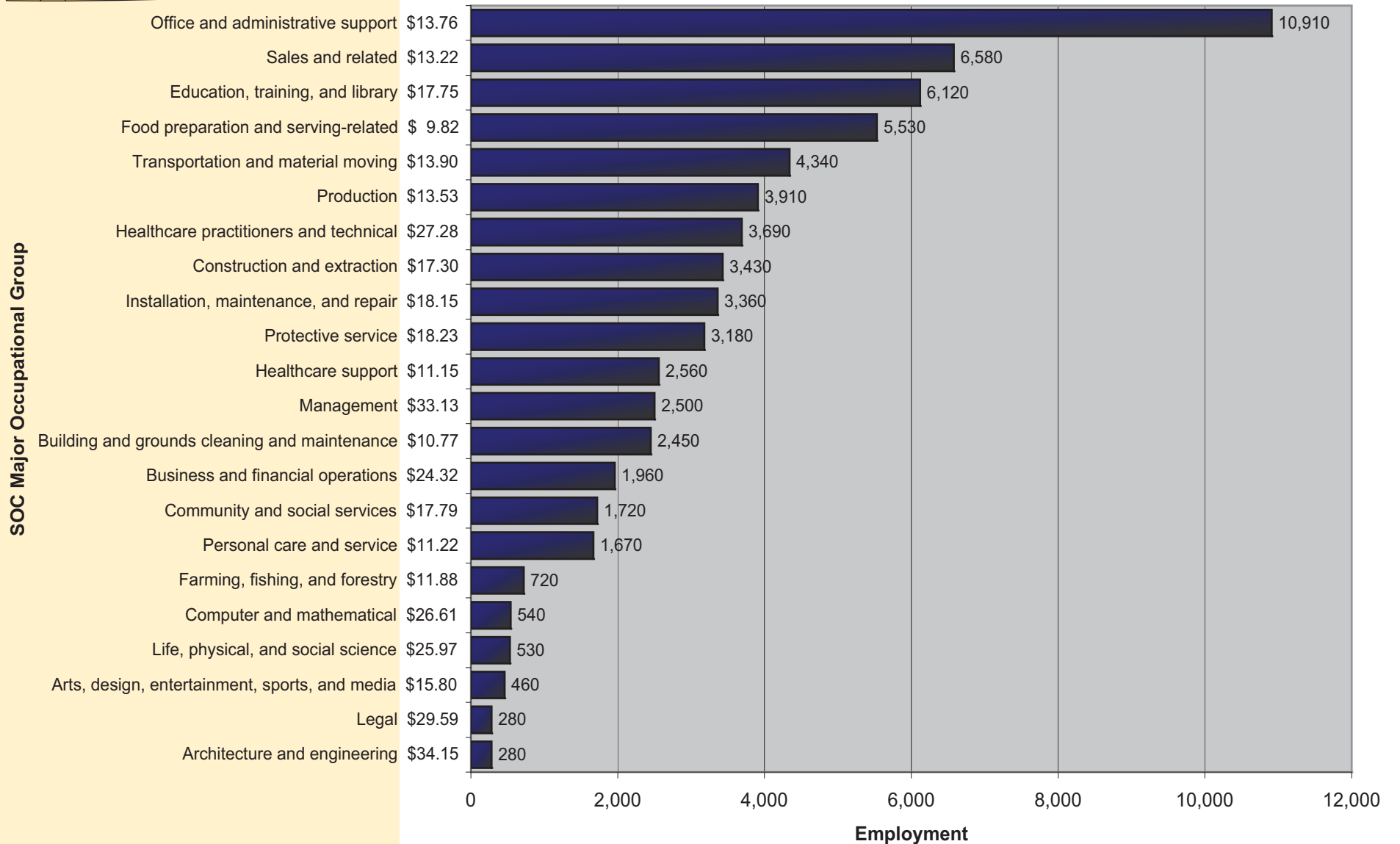


Figure 12b. Employment Distribution and Average Hourly Wage in Major Industry Groups (Eastern and Southern Colorado Balance of State Area, May 2010)

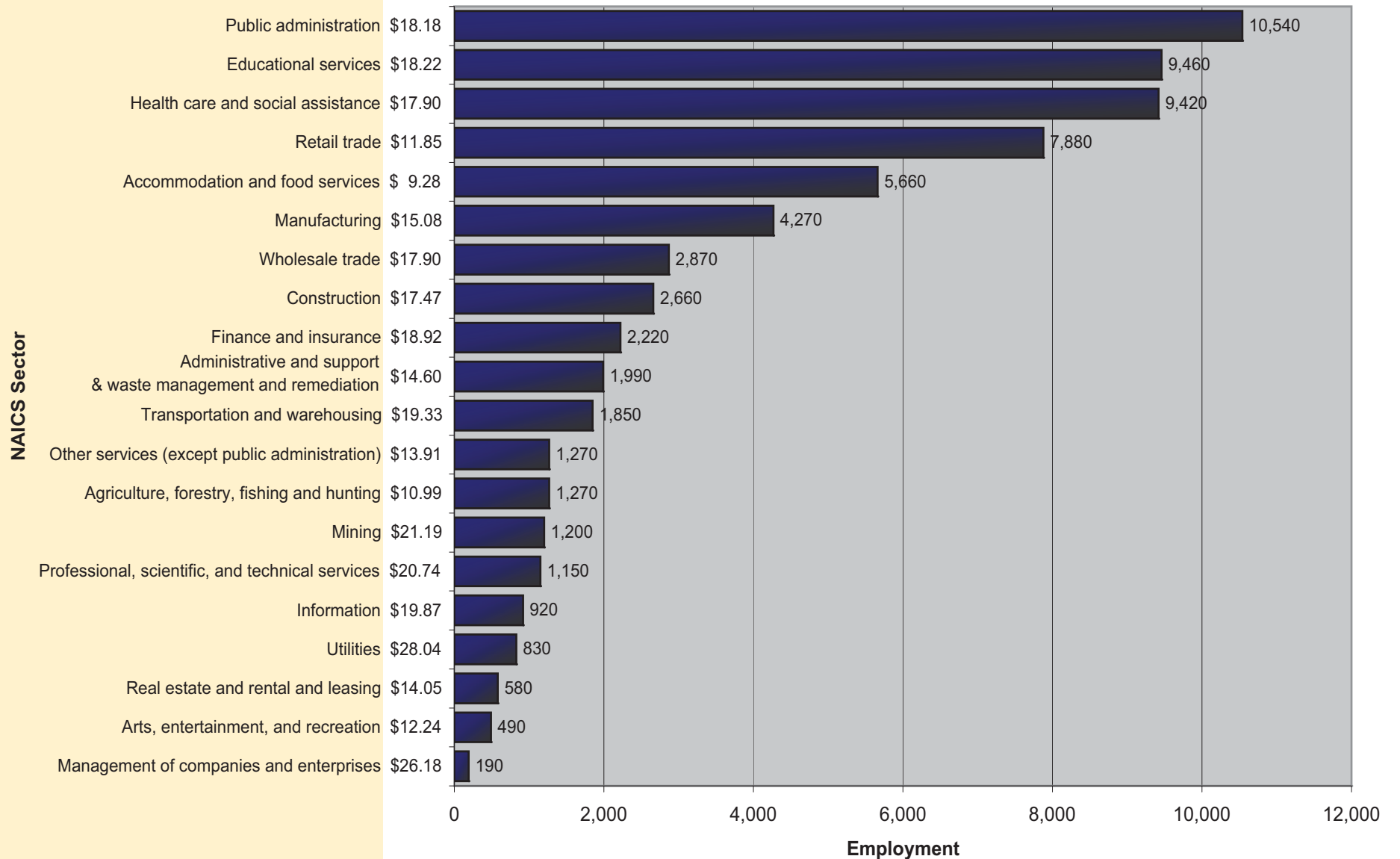
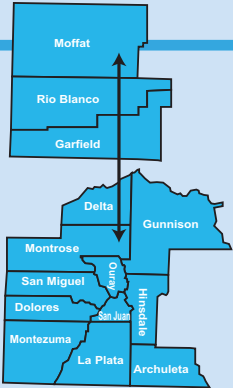


Table 19. Percentile Wages by Industry (Eastern and Southern Colorado BOS Area, May 2010)

NAICS Sector	Average Hourly	Average Annual	PRSE*	10 th Percentile Hourly	10 th Percentile Annual	25 th Percentile Hourly	25 th Percentile Annual	Median Hourly	Median Annual	75 th Percentile Hourly	75 th Percentile Annual	90 th Percentile Hourly	90 th Percentile Annual
Utilities	\$28.04	\$58,318	3.06	\$15.38	\$31,983	\$22.15	\$46,078	\$28.63	\$59,543	\$33.66	\$70,006	\$39.40	\$81,962
Transportation and warehousing	\$19.33	\$40,197	2.49	\$9.45	\$19,659	\$12.93	\$26,890	\$19.76	\$41,110	\$24.36	\$50,659	\$26.80	\$55,749
Management of companies and enterprises	\$26.18	\$54,451	17.25	\$10.69	\$22,245	\$13.74	\$28,585	\$19.32	\$40,193	\$25.45	\$52,931	\$47.98	\$99,791
Mining	\$21.19	\$44,070	4.81	\$10.79	\$22,449	\$13.34	\$27,747	\$17.74	\$36,904	\$24.68	\$51,341	\$35.67	\$74,185
Public administration	\$18.18	\$37,824	6.97	\$8.82	\$18,353	\$11.71	\$24,347	\$17.31	\$36,003	\$21.82	\$45,377	\$29.79	\$61,956
Educational services	\$18.22	\$37,898	1.75	\$10.26	\$21,346	\$12.97	\$26,981	\$16.90	\$35,150	\$21.82	\$45,382	\$27.91	\$58,053
Professional, scientific, and technical services	\$20.74	\$43,146	9.18	\$8.64	\$17,971	\$10.76	\$22,373	\$16.73	\$34,795	\$26.12	\$54,331	\$40.79	\$84,846
Information	\$19.87	\$41,334	10.83	\$8.15	\$16,943	\$9.74	\$20,250	\$15.75	\$32,754	\$27.65	\$57,521	\$36.68	\$76,291
Construction	\$17.47	\$36,334	2.67	\$9.11	\$18,958	\$11.49	\$23,908	\$15.31	\$31,844	\$21.20	\$44,089	\$28.32	\$58,911
Finance and insurance	\$18.92	\$39,353	3.63	\$9.96	\$20,718	\$11.54	\$23,996	\$15.06	\$31,329	\$21.47	\$44,665	\$34.06	\$70,847
Wholesale trade	\$17.90	\$37,223	6.17	\$8.26	\$17,188	\$10.14	\$21,096	\$13.65	\$28,391	\$19.66	\$40,896	\$28.33	\$58,929
Administrative and support and waste management and remediation services	\$14.60	\$30,368	4.18	\$8.30	\$17,260	\$10.23	\$21,282	\$13.25	\$27,556	\$15.73	\$32,709	\$22.17	\$46,113
Health care and social assistance	\$17.90	\$37,232	2.17	\$8.17	\$16,985	\$9.69	\$20,159	\$12.87	\$26,771	\$20.70	\$43,062	\$32.58	\$67,768
Manufacturing	\$15.08	\$31,362	5.28	\$8.72	\$18,137	\$10.22	\$21,252	\$12.81	\$26,645	\$17.16	\$35,688	\$23.70	\$49,305
Real estate and rental and leasing	\$14.05	\$29,225	6.27	\$7.98	\$16,591	\$8.94	\$18,592	\$12.20	\$25,380	\$17.17	\$35,711	\$22.84	\$47,498
Other services (except public administration)	\$13.91	\$28,943	4.32	\$7.63	\$15,873	\$8.44	\$17,559	\$11.60	\$24,123	\$16.99	\$35,336	\$24.58	\$51,136
Retail trade	\$11.85	\$24,652	2.59	\$7.64	\$15,885	\$8.29	\$17,248	\$9.62	\$20,013	\$12.35	\$25,680	\$18.20	\$37,859
Arts, entertainment, and recreation	\$12.24	\$25,462	6.53	\$7.71	\$16,032	\$8.33	\$17,322	\$9.42	\$19,595	\$13.45	\$27,968	\$20.67	\$42,996
Agriculture, forestry, fishing and hunting	\$10.99	\$22,853	6.16	\$7.56	\$15,720	\$7.91	\$16,458	\$8.67	\$18,026	\$9.71	\$20,195	\$17.20	\$35,770
Accommodation and food services	\$9.28	\$19,300	1.76	\$7.57	\$15,739	\$7.92	\$16,466	\$8.65	\$17,983	\$9.45	\$19,664	\$11.89	\$24,733

*Percent relative standard error of the average wage



Western

Figure 13a. Employment Distribution and Average Hourly Wage in Major Occupational Groups (Western Colorado Balance of State Area, May 2010)

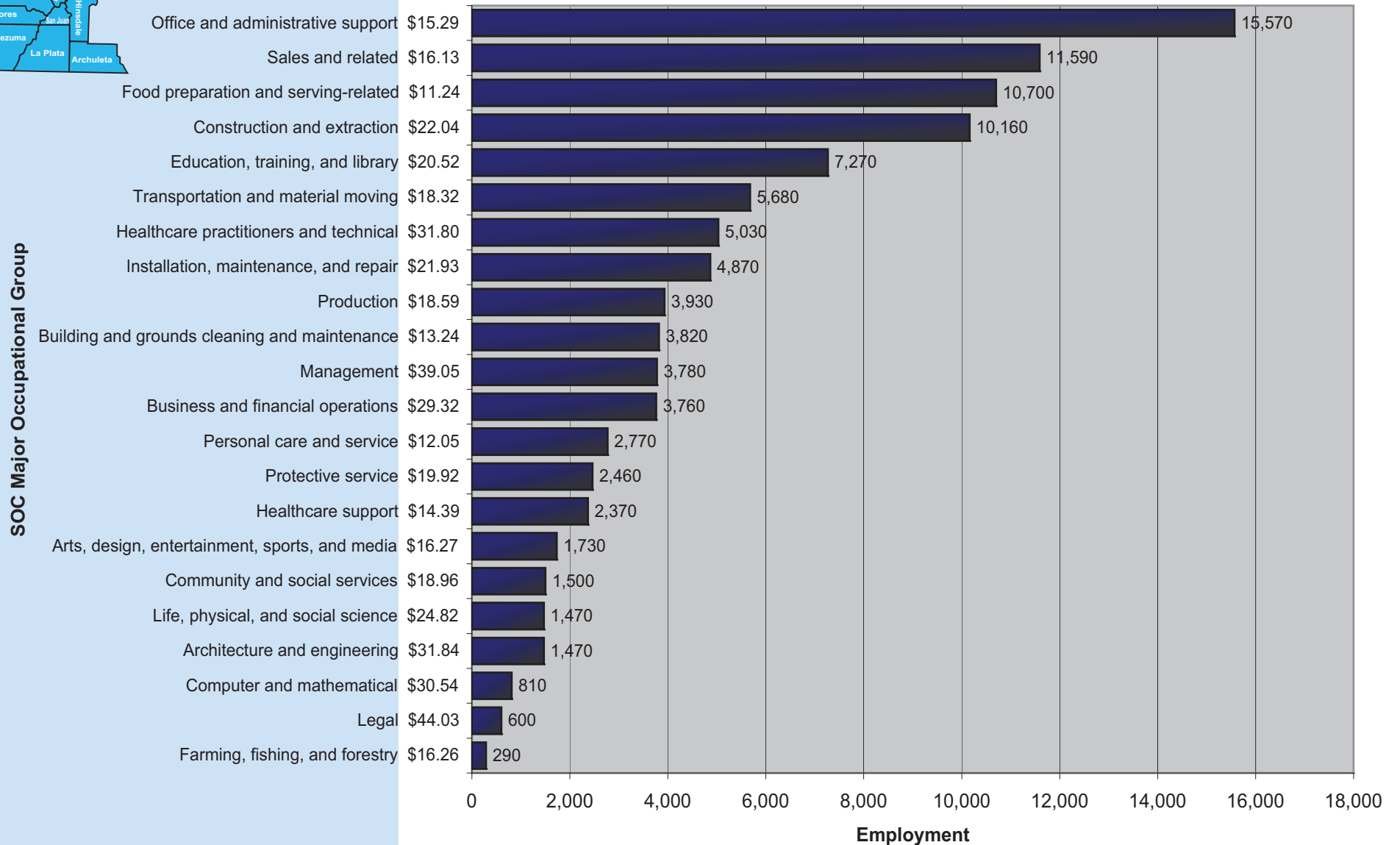


Figure 13b. Employment Distribution and Average Hourly Wage in Major Industry Groups (Western Colorado Balance of State Area, May 2010)

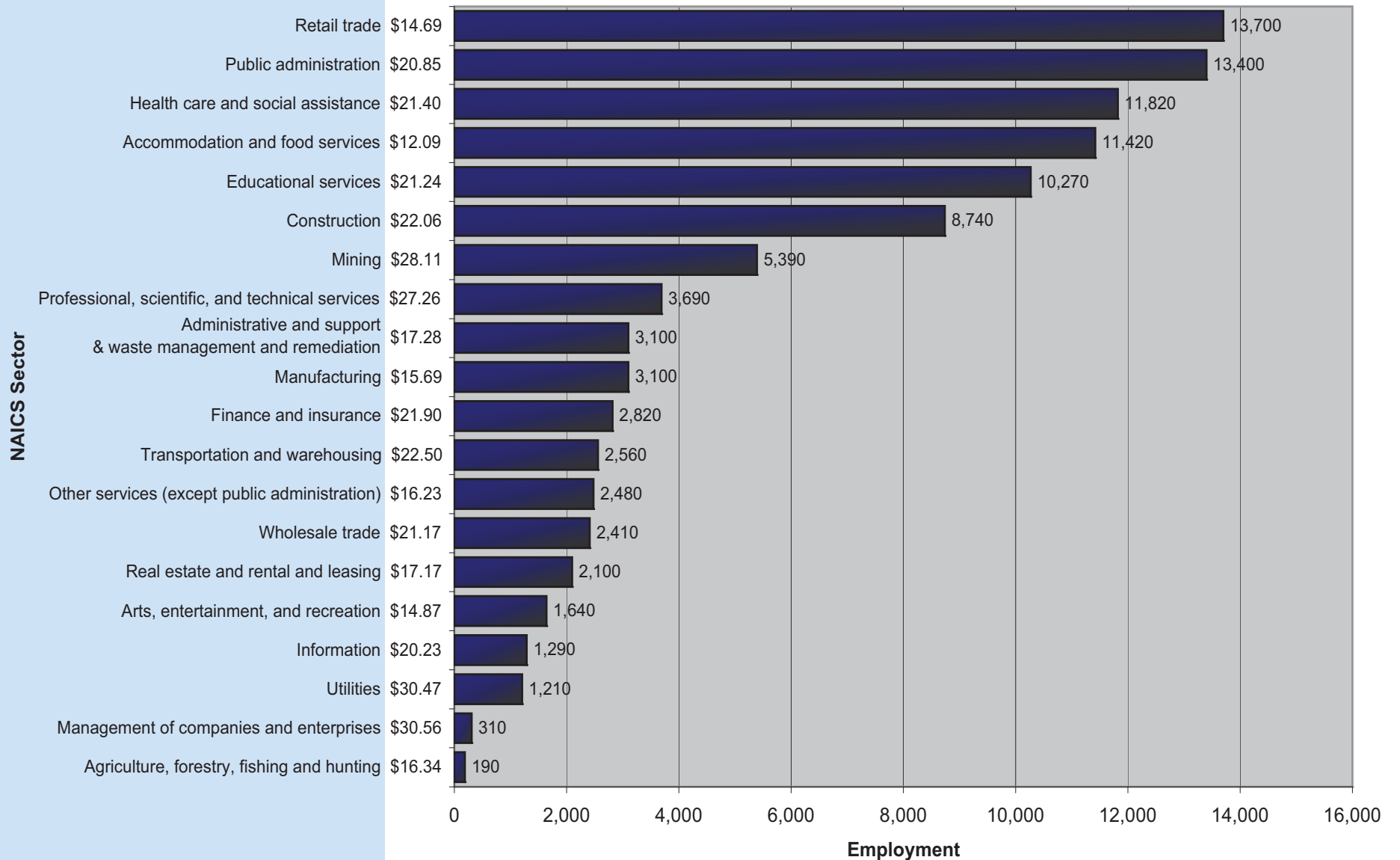
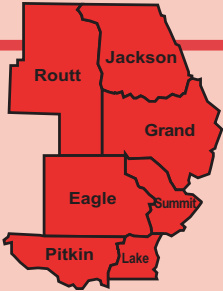


Table 20. Percentile Wages by Industry (Western Colorado BOS Area, May 2010)

NAICS Sector	Average Hourly	Average Annual	PRSE*	10 th Percentile Hourly	10 th Percentile Annual	25 th Percentile Hourly	25 th Percentile Annual	Median Hourly	Median Annual	75 th Percentile Hourly	75 th Percentile Annual	90 th Percentile Hourly	90 th Percentile Annual
Utilities	\$30.47	\$63,374	3.19	\$16.83	\$35,005	\$23.78	\$49,472	\$30.56	\$63,563	\$35.90	\$74,682	\$43.18	\$89,810
Management of companies and enterprises	\$30.56	\$63,567	6.68	\$15.13	\$31,479	\$18.44	\$38,360	\$27.69	\$57,595	\$38.12	\$79,287	\$50.90	\$105,872
Mining	\$28.11	\$58,464	1.98	\$15.73	\$32,725	\$19.41	\$40,365	\$25.17	\$52,344	\$31.69	\$65,910	\$43.10	\$89,643
Professional, scientific, and technical services	\$27.26	\$56,696	5.57	\$10.33	\$21,477	\$14.94	\$31,085	\$22.60	\$47,006	\$32.50	\$67,601	\$49.27	\$102,474
Transportation and warehousing	\$22.50	\$46,790	2.7	\$11.81	\$24,568	\$16.02	\$33,321	\$21.48	\$44,680	\$26.82	\$55,784	\$32.32	\$67,227
Construction	\$22.06	\$45,880	2.37	\$11.78	\$24,511	\$15.14	\$31,495	\$19.92	\$41,435	\$27.07	\$56,311	\$33.75	\$70,196
Educational services	\$21.24	\$44,182	2.24	\$11.81	\$24,563	\$14.81	\$30,801	\$19.12	\$39,778	\$24.97	\$51,943	\$32.13	\$66,836
Public administration	\$20.85	\$43,377	2.41	\$9.62	\$20,014	\$13.65	\$28,387	\$18.89	\$39,289	\$26.25	\$54,593	\$35.43	\$73,701
Wholesale trade	\$21.17	\$44,042	3.24	\$9.67	\$20,108	\$13.77	\$28,638	\$18.17	\$37,791	\$24.12	\$50,180	\$34.62	\$72,013
Health care and social assistance	\$21.40	\$44,515	2.48	\$9.17	\$19,075	\$11.81	\$24,562	\$16.72	\$34,772	\$26.62	\$55,368	\$35.61	\$74,064
Information	\$20.23	\$42,077	6.53	\$8.36	\$17,392	\$10.94	\$22,757	\$16.36	\$34,026	\$25.59	\$53,235	\$35.85	\$74,569
Finance and insurance	\$21.90	\$45,554	4.58	\$10.44	\$21,714	\$12.41	\$25,803	\$16.27	\$33,842	\$24.03	\$49,983	\$41.17	\$85,634
Agriculture, forestry, fishing and hunting	\$16.34	\$33,986	6.5	\$10.23	\$21,279	\$11.82	\$24,589	\$15.77	\$32,792	\$20.54	\$42,724	\$24.09	\$50,117
Administrative and support and waste management and remediation services	\$17.28	\$35,933	4.41	\$9.26	\$19,256	\$11.30	\$23,513	\$14.63	\$30,439	\$19.83	\$41,238	\$27.64	\$57,482
Real estate and rental and leasing	\$17.17	\$35,720	4.83	\$8.12	\$16,896	\$10.06	\$20,930	\$14.47	\$30,103	\$20.28	\$42,176	\$28.91	\$60,136
Manufacturing	\$15.69	\$32,626	2.11	\$8.82	\$18,346	\$10.69	\$22,233	\$14.01	\$29,133	\$18.06	\$37,572	\$24.44	\$50,829
Other services (except public administration)	\$16.23	\$33,753	4.32	\$8.50	\$17,670	\$10.54	\$21,921	\$13.96	\$29,031	\$18.95	\$39,409	\$27.09	\$56,353
Retail trade	\$14.69	\$30,545	3.53	\$8.19	\$17,042	\$9.54	\$19,841	\$12.13	\$25,235	\$16.48	\$34,268	\$23.00	\$47,836
Arts, entertainment, and recreation	\$14.87	\$30,936	5.14	\$8.13	\$16,914	\$9.63	\$20,020	\$12.07	\$25,103	\$17.02	\$35,397	\$23.70	\$49,289
Accommodation and food services	\$12.09	\$25,138	3.55	\$7.67	\$15,956	\$8.30	\$17,271	\$9.63	\$20,022	\$13.66	\$28,419	\$19.42	\$40,385

*Percent relative standard error of the average wage



North Central

Figure 14a. Employment Distribution and Average Hourly Wage in Major Occupational Groups (North Central Colorado Balance of State Area, May 2010)

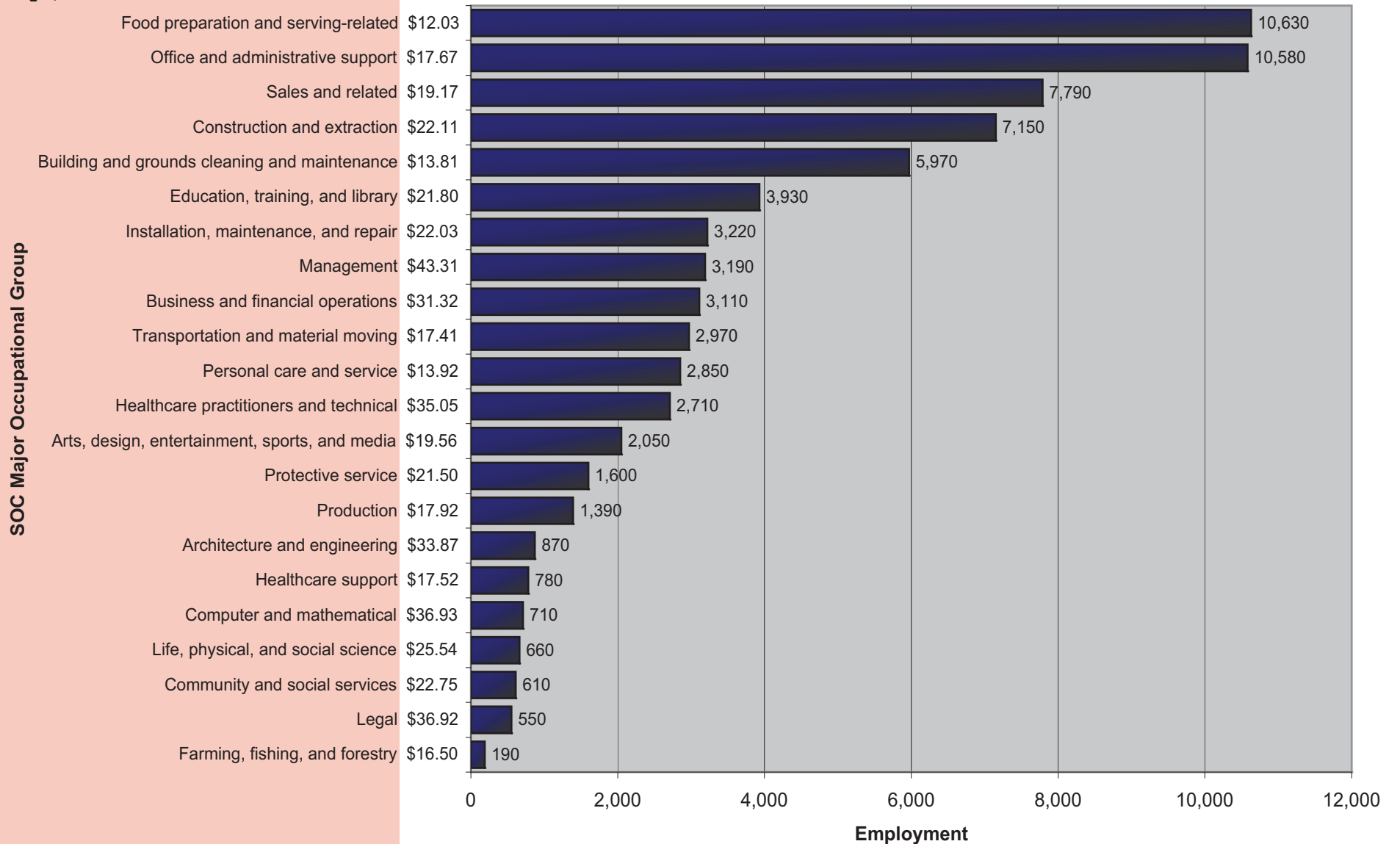


Figure 14b. Employment Distribution and Average Hourly Wage in Major Industry Groups (North Central Colorado Balance of State Area, May 2010)

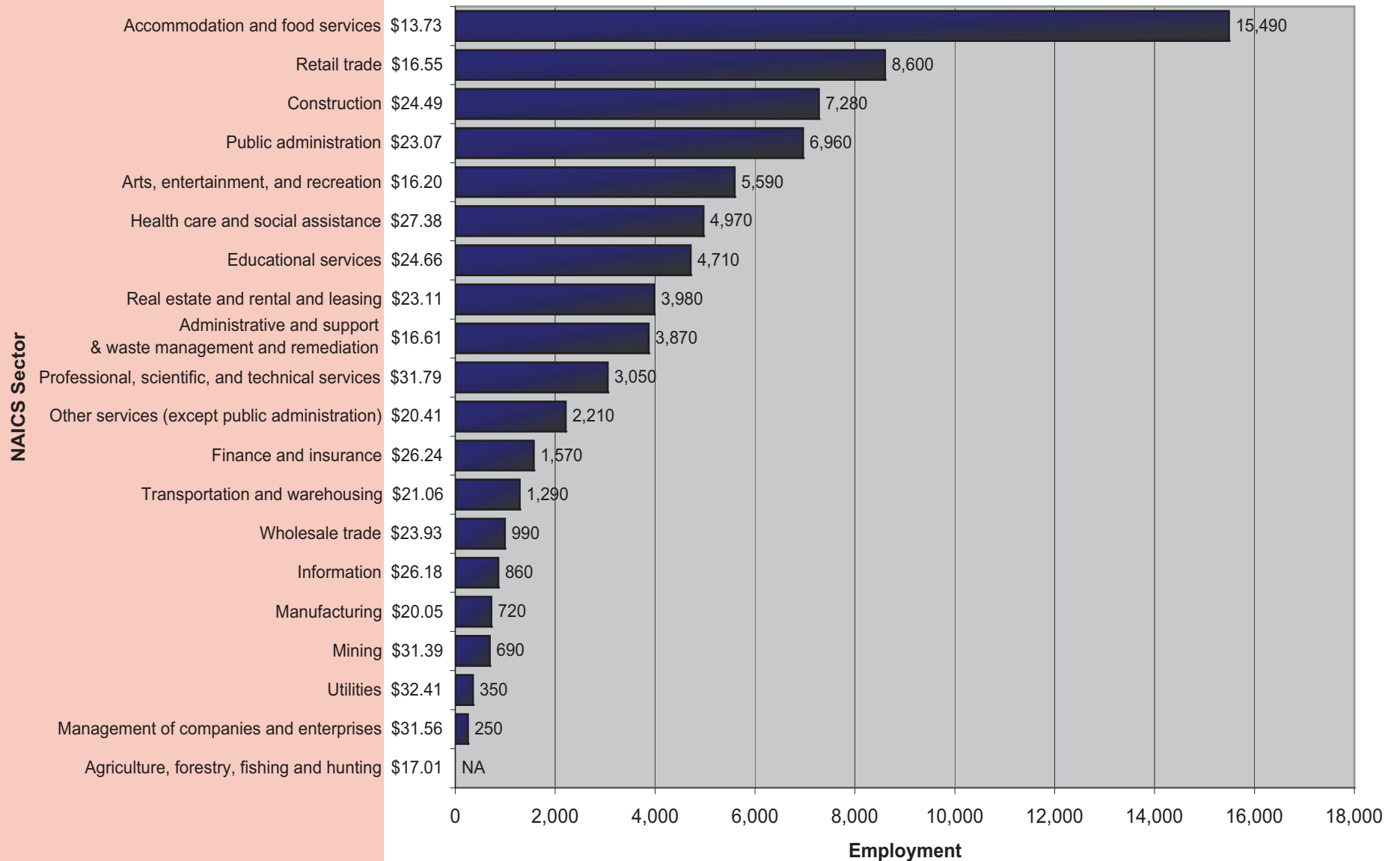
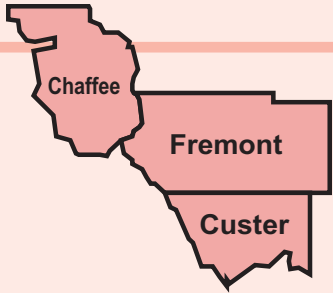


Table 21. Percentile Wages by Industry (North Central Colorado BOS Area, May 2010)

NAICS Sector	Average Hourly	Average Annual	PRSE*	10 th Percentile Hourly	10 th Percentile Annual	25 th Percentile Hourly	25 th Percentile Annual	Median Hourly	Median Annual	75 th Percentile Hourly	75 th Percentile Annual	90 th Percentile Hourly	90 th Percentile Annual
Utilities	\$32.41	\$67,413	3.06	\$19.09	\$39,702	\$26.56	\$55,236	\$32.70	\$68,024	\$38.74	\$80,576	\$44.51	\$92,588
Mining	\$31.39	\$65,281	3.17	\$18.75	\$39,004	\$27.97	\$58,178	\$31.77	\$66,089	\$34.94	\$72,666	\$41.90	\$87,148
Management of companies and enterprises	\$31.56	\$65,636	7.31	\$15.11	\$31,439	\$20.24	\$42,105	\$29.33	\$61,005	\$37.65	\$78,303	\$52.73	\$109,682
Professional, scientific, and technical services	\$31.79	\$66,133	4.28	\$14.27	\$29,678	\$18.44	\$38,352	\$26.46	\$55,032	\$37.48	\$77,958	\$54.31	\$112,963
Educational services	\$24.66	\$51,287	3.62	\$13.64	\$28,365	\$17.01	\$35,390	\$21.68	\$45,088	\$28.52	\$59,313	\$39.27	\$81,688
Public administration	\$23.07	\$47,986	2.61	\$11.43	\$23,784	\$15.89	\$33,057	\$21.52	\$44,753	\$26.64	\$55,419	\$36.24	\$75,369
Health care and social assistance	\$27.38	\$56,946	5.32	\$11.64	\$24,209	\$14.84	\$30,858	\$21.41	\$44,535	\$33.06	\$68,774	\$45.84	\$95,356
Construction	\$24.49	\$50,949	3.5	\$12.90	\$26,832	\$16.25	\$33,802	\$21.07	\$43,833	\$28.55	\$59,388	\$39.68	\$82,544
Information	\$26.18	\$54,449	9.35	\$8.68	\$18,048	\$12.93	\$26,896	\$20.96	\$43,590	\$35.44	\$73,706	\$45.80	\$95,272
Wholesale trade	\$23.93	\$49,772	6.18	\$9.93	\$20,655	\$13.86	\$28,827	\$19.97	\$41,532	\$30.21	\$62,846	\$41.26	\$85,817
Transportation and warehousing	\$21.06	\$43,803	3.56	\$10.85	\$22,559	\$14.46	\$30,075	\$19.61	\$40,792	\$25.53	\$53,098	\$32.95	\$68,528
Finance and insurance	\$26.24	\$54,580	9.64	\$11.09	\$23,074	\$14.04	\$29,193	\$19.38	\$40,314	\$30.28	\$62,975	\$47.62	\$99,055
Manufacturing	\$20.05	\$41,702	3.43	\$10.77	\$22,409	\$14.01	\$29,132	\$18.73	\$38,951	\$22.92	\$47,672	\$30.46	\$63,353
Real estate and rental and leasing	\$23.11	\$48,072	5.81	\$10.95	\$22,775	\$13.72	\$28,536	\$18.27	\$37,992	\$24.31	\$50,571	\$37.69	\$78,396
Other services (except public administration)	\$20.41	\$42,445	2.98	\$10.35	\$21,537	\$13.07	\$27,194	\$17.24	\$35,855	\$24.13	\$50,201	\$33.22	\$69,088
Agriculture, forestry, fishing and hunting	\$17.01	\$35,379	7.36	\$13.14	\$27,322	\$14.21	\$29,552	\$16.27	\$33,836	\$18.80	\$39,097	\$20.59	\$42,820
Retail trade	\$16.55	\$34,422	2.1	\$9.29	\$19,322	\$11.34	\$23,589	\$14.12	\$29,380	\$18.48	\$38,432	\$26.63	\$55,386
Administrative and support and waste management and remediation services	\$16.61	\$34,557	4.45	\$9.82	\$20,424	\$11.87	\$24,683	\$14.04	\$29,210	\$18.23	\$37,918	\$24.85	\$51,683
Arts, entertainment, and recreation	\$16.20	\$33,688	3.32	\$8.28	\$17,227	\$10.34	\$21,508	\$13.58	\$28,239	\$19.23	\$39,998	\$27.16	\$56,498
Accommodation and food services	\$13.73	\$28,558	2.67	\$7.74	\$16,096	\$8.94	\$18,605	\$11.71	\$24,347	\$15.59	\$32,419	\$21.81	\$45,357

*Percent relative standard error of the average wage



Central

Figure 15a. Employment Distribution and Average Hourly Wage in Major Occupational Groups (Central Colorado Balance of State Area, May 2010)

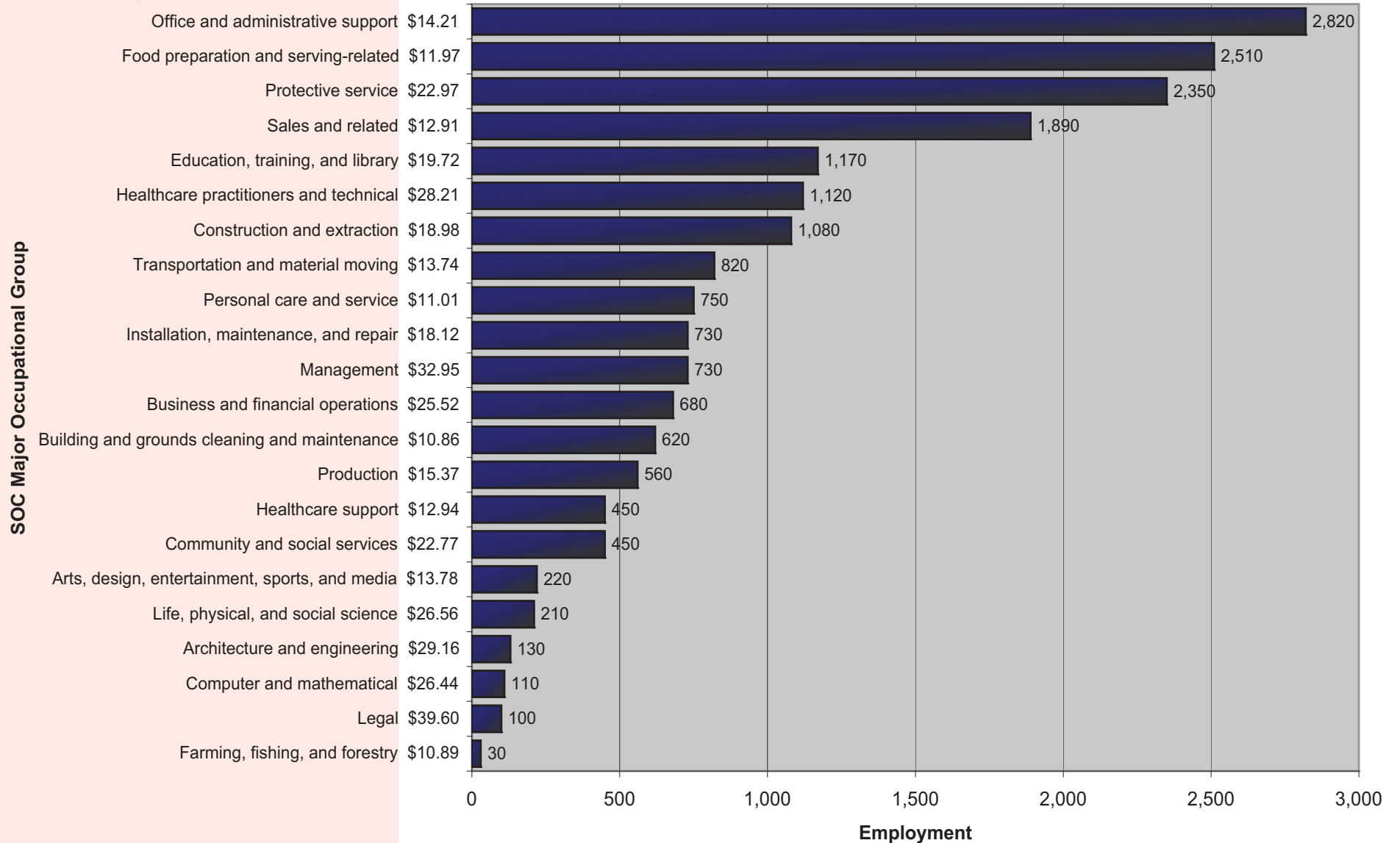


Figure 15b. Employment Distribution and Average Hourly Wage in Major Industry Groups (Central Colorado Balance of State Area, May 2010)

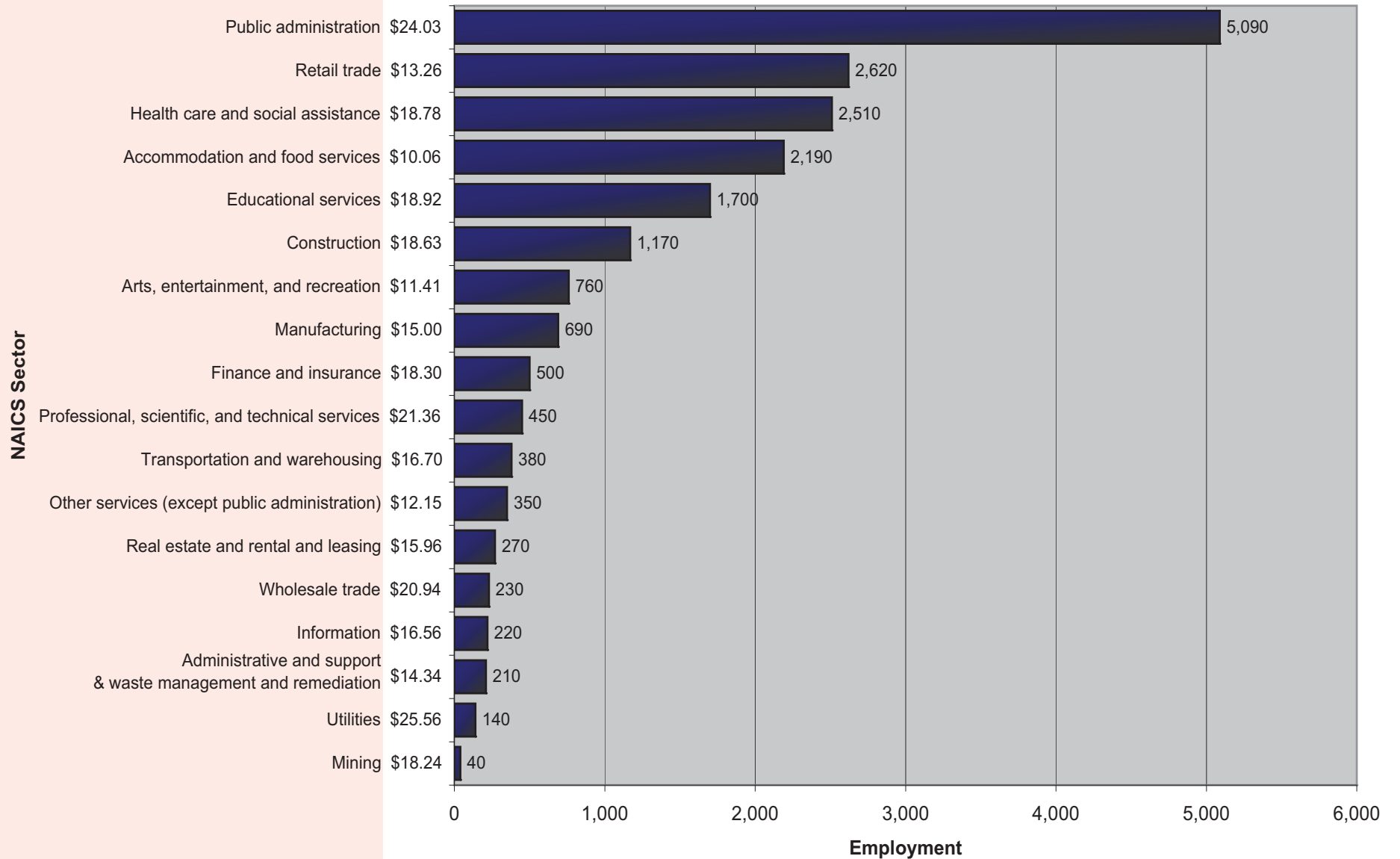


Table 22. Percentile Wages by Industry (Central Colorado BOS Area, May 2010)

NAICS Sector	Average Hourly	Average Annual	PRSE*	10 th Percentile Hourly	10 th Percentile Annual	25 th Percentile Hourly	25 th Percentile Annual	Median Hourly	Median Annual	75 th Percentile Hourly	75 th Percentile Annual	90 th Percentile Hourly	90 th Percentile Annual
Utilities	\$25.56	\$53,160	11.99	\$8.98	\$18,685	\$16.47	\$34,264	\$27.28	\$56,740	\$34.09	\$70,916	\$38.50	\$80,090
Public administration	\$24.03	\$49,987	2.61	\$15.01	\$31,220	\$19.16	\$39,858	\$22.98	\$47,806	\$28.23	\$58,712	\$33.11	\$68,878
Educational services	\$18.92	\$39,347	1.86	\$10.45	\$21,742	\$13.27	\$27,610	\$17.67	\$36,744	\$22.70	\$47,221	\$29.62	\$61,616
Construction	\$18.63	\$38,758	4.14	\$9.72	\$20,210	\$12.72	\$26,467	\$17.40	\$36,192	\$23.16	\$48,168	\$29.66	\$61,688
Mining	\$18.24	\$37,929	8.16	\$10.58	\$22,008	\$13.29	\$27,636	\$16.02	\$33,325	\$21.48	\$44,671	\$31.14	\$64,780
Professional, scientific, and technical services	\$21.36	\$44,434	6.01	\$9.01	\$18,742	\$11.98	\$24,923	\$15.96	\$33,203	\$26.34	\$54,778	\$41.83	\$87,010
Health care and social assistance	\$18.78	\$39,056	3.86	\$8.35	\$17,365	\$10.22	\$21,255	\$14.91	\$31,014	\$23.51	\$48,900	\$32.97	\$68,585
Finance and insurance	\$18.30	\$38,072	5.85	\$10.23	\$21,272	\$12.22	\$25,425	\$14.13	\$29,396	\$19.67	\$40,914	\$31.55	\$65,632
Manufacturing	\$15.00	\$31,206	3.97	\$8.56	\$17,814	\$11.26	\$23,425	\$13.85	\$28,798	\$17.07	\$35,513	\$21.96	\$45,673
Transportation and warehousing	\$16.70	\$34,740	4.79	\$7.74	\$16,102	\$10.05	\$20,901	\$13.01	\$27,052	\$25.02	\$52,051	\$26.55	\$55,233
Wholesale trade	\$20.94	\$43,559	21.98	\$9.21	\$19,147	\$10.47	\$21,776	\$12.93	\$26,888	\$18.38	\$38,237	\$38.19	\$79,428
Administrative and support and waste management and remediation services	\$14.34	\$29,827	6.77	\$8.37	\$17,400	\$9.74	\$20,265	\$12.68	\$26,380	\$16.17	\$33,640	\$24.04	\$49,994
Information	\$16.56	\$34,453	10.14	\$8.10	\$16,856	\$9.22	\$19,173	\$12.22	\$25,418	\$19.12	\$39,778	\$31.50	\$65,529
Real estate and rental and leasing	\$15.96	\$33,207	10.93	\$7.96	\$16,550	\$9.33	\$19,404	\$12.21	\$25,407	\$15.52	\$32,284	\$23.59	\$49,058
Retail trade	\$13.26	\$27,579	3.39	\$7.84	\$16,305	\$8.64	\$17,966	\$10.51	\$21,867	\$14.44	\$30,044	\$22.80	\$47,432
Arts, entertainment, and recreation	\$11.41	\$23,727	2.8	\$7.71	\$16,041	\$8.30	\$17,258	\$9.28	\$19,306	\$12.28	\$25,550	\$17.30	\$35,986
Other services (except public administration)	\$12.15	\$25,268	5.62	\$7.62	\$15,844	\$8.12	\$16,889	\$9.24	\$19,227	\$14.80	\$30,787	\$20.34	\$42,297
Accommodation and food services	\$10.06	\$20,925	2.08	\$7.57	\$15,736	\$7.92	\$16,482	\$8.83	\$18,364	\$10.80	\$22,468	\$14.96	\$31,119

*Percent relative standard error of the average wage

Technical Notes and Methodology

The Occupational Employment Statistics (OES) survey is a semiannual mail survey measuring occupational employment and wage rates for wage and salary workers in nonfarm establishments in the United States. OES data available from BLS include cross-industry occupational employment and wage estimates for the nation; over 500 areas, including states and the District of Columbia, metropolitan statistical areas (MSAs), metropolitan divisions, nonmetropolitan areas, and territories; national industry-specific estimates at the NAICS sector, 3-, 4-, and selected 5-digit industry levels; and national estimates by ownership across all industries and for schools and hospitals.

The OES survey is a cooperative effort between BLS and the State Workforce Agencies. BLS funds the survey and provides the procedures and technical support, while the State Workforce Agencies (SWAs) collect most of the data. OES estimates are constructed from a sample of about 1.2 million establishments. Each year, forms are mailed to two semiannual panels of approximately 200,000 sampled establishments, one panel in May and the other in November. May 2010 estimates are based on responses from six semiannual panels collected over a 3-year period: May 2010, November 2009, May 2009, November 2008, May 2008, and November 2007. The overall national response rate for the six panels is 78.2 percent based on establishments and 74.4 percent based on employment. The unweighted employment of sampled establishments across all six semiannual panels represents approximately 62.6 percent of total national employment.

The Occupational Coding System

The OES survey categorizes workers into nearly 800 detailed occupations based on the Office of Management and Budget's Standard Occupational Classification (SOC) system; together, these detailed occupations make up 22 of the 23 SOC major occupational groups. Major group 55, Military Specific Occupations, is not included. The major groups are as follows:

- Management occupations
- Business and financial operations occupations
- Computer and mathematical occupations
- Architecture and engineering occupations
- Life, physical, and social science occupations
- Community and social services occupations
- Legal occupations
- Education, training and library occupations
- Arts, design, entertainment, sports, and media occupations
- Healthcare practitioner and technical occupations
- Healthcare support occupations
- Protective service occupations
- Food preparation and serving related occupations
- Building and grounds cleaning and maintenance occupations
- Personal care and service occupations
- Sales and related occupations
- Office and administrative support occupations
- Farming, fishing, and forestry, occupations
- Construction, and extraction occupations
- Installation, maintenance, and repair occupations
- Production occupations
- Transportation and material moving occupations

- Military specific occupations (not surveyed in OES).

The May 2010 OES estimates mark the first set of estimates based in part on data collected using the 2010 SOC system. Previous estimates were based on the 2000 SOC.

Almost all the occupations in this release are 2010 SOC occupations; however, some are not. In these cases, an estimate for a temporary occupation was created from data reported for one or more occupations in the 2000 SOC combined with data reported for one or more 2010 SOC occupations. Some occupations have the same title as a 2010 SOC occupation, but not the same content. These occupations are marked with an asterisk (*) and given a temporary code for the OES data. The May 2012 OES data will reflect the full set of detailed occupations in the 2010 SOC. For a list of all occupations, including 2010 SOC occupations, and how data collected on two structures were combined, see the OES Frequently Asked Questions online at http://www.bls.gov/oes/oes_ques.htm#Ques41.

For more information about the SOC system, please see the Bureau of Labor Statistics website at <http://www.bls.gov/soc/>.

The Industry Coding System

The OES survey uses the 2007 North American Industry Classification System (NAICS). For more information about NAICS, see the BLS website at <http://www.bls.gov/bls/naics.htm>.

The OES survey excludes the majority of the agricultural sector, with the exception of

logging (NAICS 113310), support activities for crop production (NAICS 1151), and support activities for animal production (NAICS 1152). Private households (NAICS 814) also are excluded. OES federal government data include the U.S. Postal Service and the federal executive branch only. All other industries, including state and local government, are covered by the survey.

The OES survey covers all full- and part-time wage and salary workers in nonfarm industries. The survey does not include the self-employed, owners and partners in unincorporated firms, household workers, or unpaid family workers.

Survey Sample

The OES survey draws its sample from state unemployment insurance (UI) files. Supplemental sources are used for rail transportation (NAICS 4821) and Guam because they do not report to the UI program. The OES survey sample is stratified by metropolitan and nonmetropolitan area, industry, and size.

To provide the most occupational coverage, larger employers are more likely to be selected than smaller employers. An annual census is taken of the executive branch of the federal government, the U.S. Postal Service, and state government.

Concepts

Occupational employment is the estimate of total wage and salary employment in an occupation. The OES survey defines employment as the number of workers who can be classified as full- or part-time employees, including workers on

paid vacations or other types of paid leave; workers on unpaid short-term absences; salaried officers, executives, and staff members of incorporated firms; employees temporarily assigned to other units; and employees for whom the reporting unit is their permanent duty station, regardless of whether that unit prepares their paycheck.

Wages for the OES survey are straight-time, gross pay, exclusive of premium pay. Base rate; cost-of-living allowances; guaranteed pay; hazardous-duty pay; incentive pay, including

commissions and production bonuses; and tips are included. Excluded are overtime pay, severance pay, shift differentials, non-production bonuses, employer cost for supplementary benefits, and tuition reimbursements.

OES receives wage rate data for the federal government, the U.S. Postal Service, and some state governments. For the remaining establishments, the OES survey collects wage data in 12 intervals. The wage intervals used for the May 2010 estimates are as follows:

Wage Intervals used for the May 2010 OES Survey

Interval	Hourly Wages	Annual Wages
Range A	Under \$9.25	Under \$19,240
Range B	\$9.25 to \$11.49	\$19,240 to \$23,919
Range C	\$11.50 to \$14.49	\$23,920 to \$30,159
Range D	\$14.50 to \$18.24	\$30,160 to \$37,959
Range E	\$18.25 to \$22.74	\$37,960 to \$47,319
Range F	\$22.75 to \$28.74	\$47,320 to \$59,799
Range G	\$28.75 to \$35.99	\$59,800 to \$74,879
Range H	\$36.00 to \$45.24	\$74,880 to \$94,119
Range I	\$45.25 to \$56.99	\$94,120 to \$118,559
Range J	\$57.00 to \$71.49	\$118,560 to \$148,719
Range K	\$71.50 to \$89.99	\$148,720 to \$187,199
Range L	\$90.00 and over	\$187,200 and over

For each occupation, respondents are asked to report the number of employees paid within specific wage intervals. The intervals are defined both as hourly rates and the corresponding annual rates, where the annual rate for an occupation is calculated by multiplying the hourly wage rate by a typical work year of 2,080 hours. The responding establishments are instructed to report the hourly rate for part-time workers, and to report annual rates for occupations that are typically paid at an annual rate but do not work 2,080 hours per year, such as teachers, pilots, and flight attendants. Other workers, such as some entertainment workers, are paid hourly rates, but generally do not work 40 hours per week, year round. For these workers, only an hourly wage is reported.

Mean hourly wage. The mean hourly wage rate for an occupation is the total wages that all workers in the occupation earn in an hour divided by the total employment of the occupation. To calculate the mean hourly wage of each occupation, total weighted hourly wages are summed across all intervals and divided by the occupation's weighted survey employment. The mean wage for each interval is based on occupational wage data collected by the BLS Office of Compensation and Working Conditions for the National Compensation Survey (NCS).

Percentile wage. The p-th percentile wage rate for an occupation is the wage where p percent of all workers earn that amount or less and where (100-p) percent of all workers earn that amount or more. This statistic is calculated by uniformly

distributing the workers inside each wage interval, ranking the workers from lowest paid to highest paid, and calculating the product of the total employment for the occupation and the desired percentile to determine the worker that earns the p-th percentile wage rate.

Estimation methodology

The OES survey is designed to produce estimates by combining six panels of data collected over a 3-year period. With the exception of the May 2008 panel, each OES panel includes approximately 200,000 establishments. Due to budget constraints, the May 2008 sample was reduced to approximately 174,000 establishments. The full six-panel sample of nearly 1.2 million establishments allows the production of estimates at detailed levels of geography, industry, and occupation.

Wage Updating. Significant reductions in sampling errors are obtained by combining six panels of data, particularly for small geographic areas and occupations. Wages for the current panel need no adjustment. However, wages in the five previous panels need to be updated to the current panel's reference period.

The OES program uses the BLS Employment Cost Index (ECI) to adjust survey data from prior panels before combining them with the current panel's data. The wage updating procedure adjusts each detailed occupation's wage rate, as measured in the earlier panel, according to the average movement of its broader occupational division.

Imputation. About 20 percent of establishments do not respond for a given panel. A "nearest neighbor" hot deck imputation procedure is used to impute missing occupational employment totals. A variant of mean imputation is used to impute missing wage distributions.

Weighting and benchmarking. The sampled establishments are weighted to represent all establishments for the reference period. Weights are further adjusted by the ratio of employment totals (the average of November 2009 and May 2010 employment) from the BLS Quarterly Census of Employment and Wages to employment totals from the OES survey.

May 2010 OES survey estimates. The May 2010 OES survey estimates are based on all data collected from establishments in the May 2010, November 2009, May 2009, November 2008, May 2008, and November 2007 semiannual samples.

Reliability of the estimates. Estimates calculated from a sample survey are subject to two types of error: sampling and nonsampling. Sampling error occurs when estimates are calculated from a subset (that is, a sample) of the population instead of the full population. When a sample of the population is surveyed, there is a chance that the sample estimate of the characteristic of interest may differ from the population value of that characteristic. Differences between the sample estimate and the population value will vary depending on the sample selected.

This variability can be estimated by calculating the standard error (SE) of the sample estimate. If we were to repeat the sampling and estimation process countless times using the same survey design, approximately 90 percent of the intervals created by adding and subtracting 1.645 SEs from the sample estimate would include the population value. These intervals are called 90-percent confidence intervals. The OES survey, however, usually uses the relative standard error (RSE) of a sample estimate instead of its SE to measure sampling error. RSE is defined as the SE of a sample estimate divided by the sample estimate itself. This statistic provides the user with a measure of the relative precision of the sample estimate. RSEs are calculated for both occupational employment and mean wage rate estimates. Occupational employment RSEs are calculated using a subsample, random group replication technique called the jackknife. Mean wage rate RSEs are calculated using a variance components model that accounts for both the observed and unobserved components of the wage data. The variances of the unobserved components are estimated using wage data from the BLS National Compensation Survey. In general, estimates based on many establishments have lower RSEs than estimates based on few establishments. If the distributional assumptions of the models are violated, the resulting confidence intervals may not reflect the prescribed level of confidence.

Nonsampling error occurs for a variety of reasons, none of which are directly connected to sampling. Examples of nonsampling error include:

nonresponse, data incorrectly reported by the respondent, errors in the administrative data used to create the sampling frame, mistakes made in entering collected data into the database, and mistakes made in editing and processing the collected data. Every attempt is made to minimize

nonsampling error through survey methods such as data editing, imputation methods, and benchmarking of data to current employment totals.

Definitions

Covered Employment

Employment covered by state unemployment insurance laws or, for federal workers, covered by the Unemployment Compensation for Federal Employees program.

Establishment

A business, usually at a particular physical location, that engages in one or more types of economic activity; for example, a factory, mine, store, or office. Generally a single establishment produces a single good or provides a single service. An enterprise (a private firm, government, or non-profit organization) could consist of a single establishment or multiple establishments. A multi-establishment enterprise could have all its establishments in one industry (ie, a chain), or could have various establishments in different industries (ie, a conglomerate). Some establishments, such as construction firms, may have a small fixed base but perform the bulk of their economic activity at various jobsites.

Mid-Range

The mid-range is the range between the 25th and 75th percentiles; ie, the middle 50% of the observations in a wage distribution. One way to interpret a mid-range is to observe that 25 percent of workers in the occupation are paid less than the lower boundary of the mid-range and 25 percent of workers are paid more than the upper boundary.

Occupation

A set of activities or tasks employees are paid to perform. Employees that perform essentially the same tasks are in the same occupation, whether or not they are in the same industry. Some occupations are concentrated in a few particular industries; other occupations are found in the majority of industries.

Colorado Regions: Metropolitan Statistical Areas (MSAs) and Balance of State (BOS) Areas

Area Code	County Code	County Name	Area Code	County Code	County Name	Area Code	County Code	County Name
Boulder MSA			Eastern & Southern Colorado BOS Area			Western Colorado BOS Area		
14500	013	BOULDER	00001	003	ALAMOSA	00002	007	ARCHULETA
Colorado Springs MSA			00001	009	BACA	00002	029	DELTA
17820	041	EL PASO	00001	011	BENT	00002	033	DOLORES
17820	119	TELLER	00001	017	CHEYENNE	00002	045	GARFIELD
Denver-Aurora MSA			00001	021	CHEYENNE	00002	051	GUNNISON
19740	001	ADAMS	00001	021	CONEJOS	00002	053	HINSDALE
19740	005	ARAPAHOE	00001	023	COSTILLA	00002	067	LA PLATA
19740	014	BROOMFIELD	00001	025	CROWLEY	00002	081	MOFFAT
19740	019	CLEAR CREEK	00001	055	HUERFANO	00002	083	MONTEZUMA
19740	031	DENVER	00001	061	KIOWA	00002	085	MONTROSE
19740	035	DOUGLAS	00001	063	KIT CARSON	00002	091	OURAY
19740	039	ELBERT	00001	071	LAS ANIMAS	00002	103	RIO BLANCO
19740	047	GILPIN	00001	073	LINCOLN	00002	111	SAN JUAN
19740	059	JEFFERSON	00001	075	LOGAN	00002	113	SAN MIGUEL
19740	093	PARK	00001	079	MINERAL	North Central Colorado BOS Area		
Fort Collins-Loveland MSA			00001	087	MORGAN	00003	037	EAGLE
22660	069	LARIMER	00001	089	OTERO	00003	049	GRAND
Grand Junction MSA			00001	095	PHILLIPS	00003	057	JACKSON
24300	077	MESA	00001	099	PROWERS	00003	065	LAKE
Greeley MSA			00001	105	RIO GRANDE	00003	097	PITKIN
24540	123	WELD	00001	109	SAGUACHE	00003	107	ROUTT
Pueblo MSA			00001	115	SEDGWICK	00003	117	SUMMIT
39380	101	PUEBLO	00001	121	WASHINGTON	Central Colorado BOS Area		
			00001	125	YUMA	00004	015	CHAFFEE
						00004	027	CUSTER
						00004	043	FREMONT

Occupational Code	Occupational Title	Employment Estimate	Employment Percentage Relative Standard Error	Average Hourly Wage	Average Annual Wage	Wage Percentage Relative Standard Error	10th Percentile (Hourly)	25th Percentile (Hourly)	50th Percentile (Hourly)	75th Percentile (Hourly)	90th Percentile (Hourly)	10th Percentile (Annual)	25th Percentile (Annual)	50th Percentile (Annual)	75th Percentile (Annual)	90th Percentile (Annual)
19-4093	Forest and Conservation Technicians	1,180	1.95	\$17.10	\$35,575	0.57	\$11.99	\$13.45	\$15.06	\$19.82	\$25.47	\$24,931	\$27,984	\$31,317	\$41,225	\$52,978
19-4099	Life, Physical, and Social Science Technicians, All Other	1,010	4.01	\$22.62	\$47,056	1.76	\$13.47	\$16.16	\$21.81	\$28.07	\$33.27	\$28,024	\$33,608	\$45,375	\$58,376	\$69,202
21-0000	Community and Social Service Occupations	29,450	2.43	\$20.70	\$43,051	1.38	\$11.40	\$14.30	\$19.10	\$25.07	\$32.53	\$23,704	\$29,745	\$39,720	\$52,152	\$67,660
21-1011	Substance Abuse and Behavioral Disorder Counselors	970	10.36	\$17.23	\$35,835	3.25	\$10.44	\$12.94	\$16.64	\$20.65	\$24.54	\$21,718	\$26,907	\$34,609	\$42,960	\$51,054
21-1012	Educational, Guidance, School, and Vocational Counselors	3,920	3.81	\$23.05	\$47,952	1.61	\$14.38	\$17.66	\$21.96	\$27.88	\$34.20	\$29,901	\$36,723	\$45,677	\$57,981	\$71,134
21-1013	Marriage and Family Therapists	360	22.07	\$17.23	\$35,838	5.59	\$10.57	\$13.29	\$16.47	\$21.23	\$24.99	\$21,981	\$27,653	\$34,265	\$44,164	\$51,973
21-1014	Mental Health Counselors	3,190	7.37	\$19.55	\$40,654	2.34	\$10.96	\$14.18	\$18.13	\$24.00	\$29.07	\$22,796	\$29,504	\$37,720	\$49,915	\$60,467
21-1015	Rehabilitation Counselors	1,520	11.9	\$20.96	\$43,603	12.37	\$10.13	\$11.76	\$14.45	\$22.69	\$28.99	\$21,068	\$24,460	\$30,061	\$47,198	\$60,308
21-1019	Counselors, All Other	100	10.66													
21-1021	Child, Family, and School Social Workers	5,140	4.07	\$22.10	\$45,972	2.28	\$12.12	\$15.34	\$20.04	\$26.78	\$35.77	\$25,202	\$31,899	\$41,681	\$55,701	\$74,399
21-1022	Healthcare Social Workers	2,200	6.66	\$21.52	\$44,752	1.61	\$13.76	\$16.45	\$20.79	\$25.37	\$30.26	\$28,614	\$34,211	\$43,238	\$52,765	\$62,932
21-1023	Mental Health and Substance Abuse Social Workers	2,270	10.39	\$17.53	\$36,464	2.09	\$10.92	\$12.66	\$15.55	\$21.32	\$27.59	\$22,724	\$26,330	\$32,349	\$44,347	\$57,378
21-1029	Social Workers, All Other	860	6.65	\$22.39	\$46,575	2.82	\$13.32	\$15.77	\$20.96	\$28.51	\$34.19	\$27,702	\$32,807	\$43,595	\$59,309	\$71,114
21-1091	Health Educators	670	7.97	\$24.34	\$50,636	3.23	\$12.31	\$15.88	\$23.01	\$31.36	\$39.59	\$25,612	\$33,022	\$47,868	\$65,239	\$82,351
21-1092	Probation Officers and Correctional Treatment Specialists	2,250	4.58	\$25.85	\$53,758	1.64	\$14.52	\$21.20	\$24.96	\$31.95	\$37.16	\$30,205	\$44,098	\$51,909	\$66,463	\$77,287
21-1093	Social and Human Service Assistants	3,470	10.62	\$15.04	\$31,293	2.66	\$9.29	\$11.24	\$14.64	\$18.31	\$21.46	\$19,321	\$23,386	\$30,446	\$38,092	\$44,631
21-1798	Community and Social Service Specialists, All Other*	1,880	5.55	\$19.71	\$41,007	1.95	\$10.90	\$13.72	\$17.78	\$23.43	\$32.03	\$22,665	\$28,547	\$36,974	\$48,744	\$66,632
21-2011	Clergy	510	13.89	\$22.85	\$47,526	1.99	\$13.73	\$17.32	\$22.07	\$27.48	\$32.15	\$28,553	\$36,024	\$45,911	\$57,165	\$66,868
21-2021	Directors, Religious Activities and Education			\$25.10	\$52,212	29.6	\$10.18	\$11.64	\$14.49	\$42.78	\$50.51	\$21,183	\$24,215	\$30,144	\$88,984	\$105,059
21-2099	Religious Workers, All Other	80	20.38	\$21.65	\$45,039	5.82	\$11.53	\$15.32	\$19.33	\$28.38	\$34.13	\$23,983	\$31,863	\$40,217	\$59,039	\$70,991
23-0000	Legal Occupations	19,480	4.04	\$44.24	\$92,023	5.06	\$17.29	\$23.14	\$33.05	\$58.12		\$35,956	\$48,124	\$68,742	\$120,890	
23-1011	Lawyers	10,540	5.24	\$59.28	\$123,300	5.7	\$25.83	\$33.31	\$51.73	\$74.34		\$53,726	\$69,278	\$107,590	\$154,635	
23-1012	Judicial Law Clerks	220	19.08	\$21.69	\$45,109	2.53	\$16.12	\$18.50	\$20.54	\$24.31	\$27.82	\$33,520	\$38,484	\$42,717	\$50,560	\$57,863
23-1021	Administrative Law Judges, Adjudicators, and Hearing Officers	170	1.45													
23-1022	Arbitrators, Mediators, and Conciliators	100	27.51	\$32.00	\$66,557	2.43	\$25.95	\$27.49	\$29.77	\$35.16	\$45.74	\$53,974	\$57,187	\$61,919	\$73,123	\$95,142
23-1023	Judges, Magistrate Judges, and Magistrates	560	4.65	\$57.49	\$119,570	2	\$48.91	\$53.43	\$59.75	\$62.44	\$65.12	\$101,727	\$111,132	\$124,277	\$129,868	\$135,442
23-2011	Paralegals and Legal Assistants*	5,060	11.18	\$23.32	\$48,502	2.93	\$15.35	\$17.87	\$21.87	\$27.90	\$34.28	\$31,918	\$37,168	\$45,499	\$58,040	\$71,306
23-2091	Court Reporters	390	31.85	\$37.61	\$78,231	8.83	\$23.67	\$27.60	\$34.04	\$49.76	\$54.89	\$49,244	\$57,401	\$70,798	\$103,509	\$114,170
23-2093	Title Examiners, Abstractors, and Searchers	1,630	19.51	\$22.39	\$46,568	2.66	\$13.80	\$16.44	\$21.61	\$27.60	\$32.98	\$28,706	\$34,201	\$44,948	\$57,413	\$68,598
23-2099	Legal Support Workers, All Other	820	11.07	\$23.42	\$48,709	3.92	\$13.56	\$16.62	\$22.54	\$27.99	\$36.13	\$28,196	\$34,560	\$46,883	\$58,217	\$75,155
25-0000	Education, Training, and Library Occupations	131,690	1.04	\$23.61	\$49,115	2.12	\$11.72	\$15.93	\$21.37	\$28.32	\$35.88	\$24,369	\$33,125	\$44,456	\$58,914	\$74,626
25-1011	Business Teachers, Postsecondary	1,250	4.76		\$85,454	8.51						\$36,569	\$47,143	\$71,532	\$105,973	\$160,404
25-1021	Computer Science Teachers, Postsecondary	500	8.21		\$73,880	4.6						\$39,214	\$50,151	\$64,522	\$85,379	\$138,283
25-1022	Mathematical Science Teachers, Postsecondary	860	6.23		\$60,781	5.57						\$32,204	\$40,581	\$55,738	\$70,872	\$99,197
25-1031	Architecture Teachers, Postsecondary				\$64,991	3.61						\$39,402	\$54,937	\$65,309	\$73,105	\$88,097
25-1032	Engineering Teachers, Postsecondary	790	1.16		\$93,810	4.57						\$43,225	\$61,233	\$86,940	\$117,869	\$152,325

Occupational Code	Occupational Title	Employment Estimate	Employment Percentage Relative Standard Error	Average Hourly Wage	Average Annual Wage	Wage Percentage Relative Standard Error	10th Percentile (Hourly)	25th Percentile (Hourly)	50th Percentile (Hourly)	75th Percentile (Hourly)	90th Percentile (Hourly)	10th Percentile (Annual)	25th Percentile (Annual)	50th Percentile (Annual)	75th Percentile (Annual)	90th Percentile (Annual)
13-1022	Wholesale and Retail Buyers, Except Farm Products	1,240	8.42	\$24.89	\$51,770	2.63	\$13.32	\$16.41	\$22.14	\$30.45	\$40.64	\$27,706	\$34,141	\$46,054	\$63,331	\$84,521
13-1023	Purchasing Agents, Except Wholesale, Retail, and Farm Products	5,620	3.68	\$30.68	\$63,815	0.98	\$17.91	\$22.16	\$28.85	\$38.53	\$46.44	\$37,250	\$46,096	\$60,004	\$80,134	\$96,596
13-1031	Claims Adjusters, Examiners, and Investigators	3,800	6.99	\$30.09	\$62,586	2.11	\$17.03	\$23.65	\$30.00	\$37.09	\$43.62	\$35,423	\$49,201	\$62,407	\$77,149	\$90,736
13-1032	Insurance Appraisers, Auto Damage			\$24.80	\$51,580	4.25	\$16.74	\$18.91	\$24.30	\$30.30	\$34.26	\$34,810	\$39,337	\$50,534	\$63,017	\$71,262
13-1041	Compliance Officers	3,320	4.36	\$30.95	\$64,384	1.53	\$17.74	\$22.56	\$29.63	\$37.37	\$46.81	\$36,904	\$46,925	\$61,625	\$77,730	\$97,367
13-1051	Cost Estimators	4,330	5.17	\$29.35	\$61,043	1.6	\$16.55	\$21.44	\$27.43	\$35.46	\$45.74	\$34,417	\$44,599	\$57,060	\$73,751	\$95,139
13-1078	Human Resources, Training, and Labor Relations Specialists, All Other*	6,760	3.63	\$31.18	\$64,862	1.43	\$16.45	\$21.70	\$29.16	\$39.23	\$48.27	\$34,221	\$45,126	\$60,657	\$81,592	\$100,399
13-1081	Logisticians	1,950	8.03	\$35.50	\$73,840	1.57	\$22.24	\$27.61	\$33.89	\$41.85	\$51.78	\$46,254	\$57,425	\$70,483	\$87,057	\$107,695
13-1111	Management Analysts	8,790	5.28	\$39.79	\$82,767	2.22	\$21.08	\$27.41	\$37.52	\$49.03	\$60.81	\$43,843	\$57,007	\$78,042	\$101,973	\$126,479
13-1121	Meeting, Convention, and Event Planners*	1,250	7.24	\$23.72	\$49,330	2.7	\$13.61	\$16.63	\$21.32	\$28.72	\$37.67	\$28,301	\$34,599	\$44,343	\$59,739	\$78,352
13-1141	Compensation, Benefits, and Job Analysis Specialists	1,430	5.18	\$29.36	\$61,064	1.22	\$18.48	\$22.16	\$27.80	\$34.82	\$43.43	\$38,431	\$46,100	\$57,819	\$72,433	\$90,330
13-1151	Training and Development Specialists	3,900	4.27	\$28.33	\$58,917	1.21	\$16.00	\$20.38	\$26.93	\$34.58	\$43.84	\$33,277	\$42,396	\$56,009	\$71,923	\$91,184
13-1161	Market Research Analysts and Marketing Specialists*	3,240	8.13	\$32.80	\$68,218	2.5	\$15.72	\$20.66	\$30.81	\$41.49	\$54.64	\$32,698	\$42,967	\$64,086	\$86,299	\$113,648
13-1199	Business Operations Specialists, All Other*	36,530	1.93	\$32.65	\$67,922	0.97	\$15.41	\$21.68	\$30.49	\$41.32	\$53.34	\$32,056	\$45,095	\$63,429	\$85,947	\$110,953
13-2011	Accountants and Auditors	28,530	2.52	\$33.86	\$70,419	1.15	\$18.84	\$23.27	\$30.08	\$40.23	\$53.00	\$39,194	\$48,400	\$62,572	\$83,682	\$110,232
13-2021	Appraisers and Assessors of Real Estate	1,400	15.72	\$26.98	\$56,109	7.24	\$10.15	\$16.71	\$24.21	\$34.50	\$47.17	\$21,105	\$34,749	\$50,355	\$71,758	\$98,120
13-2031	Budget Analysts	1,230	9.55	\$35.18	\$73,183	1.44	\$24.31	\$28.21	\$34.11	\$41.51	\$49.12	\$50,564	\$58,675	\$70,947	\$86,345	\$102,163
13-2041	Credit Analysts	760	14.26	\$35.98	\$74,838	6.81	\$19.06	\$22.96	\$31.01	\$40.84	\$52.20	\$39,651	\$47,757	\$64,496	\$84,950	\$108,579
13-2051	Financial Analysts	3,830	6.24	\$41.16	\$85,604	4.98	\$19.92	\$23.79	\$33.06	\$47.09	\$75.18	\$41,431	\$49,483	\$68,757	\$97,941	\$156,365
13-2052	Personal Financial Advisors			\$31.95	\$66,465	8.43	\$14.80	\$16.46	\$20.34	\$30.82	\$57.79	\$30,776	\$34,235	\$42,307	\$64,111	\$120,213
13-2053	Insurance Underwriters	1,280	10.88	\$30.10	\$62,605	3.84	\$17.49	\$21.44	\$26.83	\$37.81	\$46.87	\$36,388	\$44,595	\$55,811	\$78,641	\$97,488
13-2061	Financial Examiners	380	8.07	\$40.04	\$83,275	4.48	\$24.86	\$28.51	\$36.30	\$50.29	\$63.35	\$51,707	\$59,296	\$75,499	\$104,598	\$131,764
13-2071	Credit Counselors			\$23.07	\$47,976	5.82	\$14.03	\$16.89	\$20.71	\$28.99	\$35.92	\$29,189	\$35,132	\$43,084	\$60,306	\$74,715
13-2072	Loan Officers	5,620	10.11	\$33.44	\$69,560	3.82	\$15.74	\$19.76	\$27.13	\$39.79	\$58.78	\$32,737	\$41,099	\$56,435	\$82,761	\$122,253
13-2081	Tax Examiners and Collectors, and Revenue Agents	760	0.81	\$31.16	\$64,821	0.97	\$19.01	\$22.55	\$28.76	\$39.05	\$47.85	\$39,540	\$46,913	\$59,811	\$81,227	\$99,523
13-2082	Tax Preparers	590	21.02	\$20.23	\$42,085	7.98	\$9.38	\$10.70	\$18.74	\$27.95	\$34.67	\$19,517	\$22,260	\$38,988	\$58,131	\$72,105
13-2099	Financial Specialists, All Other	2,350	8.8	\$34.39	\$71,540	2.94	\$19.46	\$24.48	\$32.42	\$41.60	\$50.59	\$40,480	\$50,925	\$67,437	\$86,523	\$105,220
15-0000	Computer and Mathematical Occupations	86,510	1.95	\$39.19	\$81,509	0.73	\$21.00	\$28.53	\$38.14	\$48.70	\$59.33	\$43,674	\$59,343	\$79,332	\$101,288	\$123,403
15-1111	Computer and Information Research Scientists	360	18.35	\$48.83	\$101,560	8.22	\$25.67	\$34.02	\$43.67	\$55.05	\$77.97	\$53,401	\$70,757	\$90,841	\$114,506	\$162,183
15-1121	Computer Systems Analysts	9,140	5.77	\$40.68	\$84,612	1.65	\$24.01	\$31.12	\$39.37	\$49.43	\$60.48	\$49,946	\$64,733	\$81,896	\$102,810	\$125,793
15-1131	Computer Programmers	4,030	9.69	\$37.69	\$78,392	3.09	\$17.95	\$27.54	\$36.93	\$45.59	\$58.27	\$37,336	\$57,281	\$76,824	\$94,822	\$121,198
15-1132	Software Developers, Applications	19,960	6.32	\$43.74	\$90,973	1.32	\$27.09	\$33.81	\$42.92	\$52.13	\$63.68	\$56,337	\$70,328	\$89,280	\$108,430	\$132,448
15-1133	Software Developers, Systems Software	13,810	5.99	\$46.84	\$97,430	1.28	\$29.59	\$37.15	\$46.20	\$56.70	\$67.32	\$61,552	\$77,265	\$96,097	\$117,927	\$140,034
15-1141	Database Administrators	2,430	4.19	\$35.30	\$73,418	1.82	\$18.01	\$23.76	\$34.62	\$45.35	\$55.32	\$37,471	\$49,413	\$72,012	\$94,335	\$115,069
15-1142	Network and Computer Systems Administrators*	9,320	3.68	\$37.38	\$77,740	2.29	\$21.04	\$27.90	\$35.89	\$44.01	\$54.62	\$43,756	\$58,032	\$74,656	\$91,551	\$113,602
15-1150	Computer Support Specialists	14,730	5.01	\$26.92	\$55,993	2.01	\$15.81	\$19.85	\$25.58	\$32.90	\$40.77	\$32,893	\$41,281	\$53,208	\$68,435	\$84,807

Occupational Code	Occupational Title	Employment Estimate	Employment Percentage Relative Standard Error	Average Hourly Wage	Average Annual Wage	Wage Percentage Relative Standard Error	10th Percentile (Hourly)	25th Percentile (Hourly)	50th Percentile (Hourly)	75th Percentile (Hourly)	90th Percentile (Hourly)	10th Percentile (Annual)	25th Percentile (Annual)	50th Percentile (Annual)	75th Percentile (Annual)	90th Percentile (Annual)
15-1179	Information Security Analysts, Web Developers, and Computer Network Architects	4,350	5.98	\$39.85	\$82,881	1.36	\$22.22	\$30.04	\$39.61	\$48.69	\$56.99	\$46,220	\$62,490	\$82,382	\$101,266	\$118,534
15-1799	Computer Occupations, All Other*	6,360	4.07	\$38.31	\$79,695	1.64	\$23.53	\$30.23	\$37.82	\$46.16	\$54.88	\$48,938	\$62,879	\$78,662	\$96,012	\$114,152
15-2011	Actuaries			\$52.15	\$108,471	5.79	\$33.53	\$46.19	\$53.44	\$62.59	\$69.10	\$69,752	\$96,084	\$111,159	\$130,190	\$143,719
15-2021	Mathematicians	40	3.04	\$50.37	\$104,763	4.75	\$29.29	\$32.35	\$54.37	\$64.85	\$68.31	\$60,915	\$67,296	\$113,081	\$134,890	\$142,079
15-2031	Operations Research Analysts	1,420	12.16	\$38.37	\$79,806	2.34	\$21.67	\$28.09	\$36.96	\$47.82	\$59.40	\$45,078	\$58,431	\$76,881	\$99,468	\$123,561
15-2041	Statisticians	250	15.2	\$36.17	\$75,238	2.71	\$23.53	\$27.75	\$33.70	\$43.79	\$51.23	\$48,934	\$57,717	\$70,097	\$91,077	\$106,548
17-0000	Architecture and Engineering Occupations	52,660	2.88	\$38.51	\$80,105	1.14	\$20.28	\$26.72	\$35.93	\$48.29	\$60.89	\$42,173	\$55,579	\$74,729	\$100,445	\$126,652
17-1011	Architects, Except Landscape and Naval	2,830	10.96	\$36.72	\$76,377	5.52	\$19.64	\$24.76	\$33.15	\$46.93	\$59.12	\$40,848	\$51,508	\$68,961	\$97,606	\$122,964
17-1012	Landscape Architects	470	27.17	\$34.33	\$71,403	9.53	\$21.31	\$24.31	\$31.89	\$46.11	\$52.68	\$44,326	\$50,562	\$66,332	\$95,913	\$109,578
17-1021	Cartographers and Photogrammetrists	690	16.51	\$33.48	\$69,639	2.44	\$20.39	\$25.66	\$33.34	\$40.85	\$48.45	\$42,414	\$53,372	\$69,357	\$84,974	\$100,782
17-1022	Surveyors	1,240	16.71	\$26.59	\$55,309	3.15	\$15.70	\$20.51	\$26.71	\$31.24	\$37.85	\$32,662	\$42,666	\$55,557	\$64,980	\$78,730
17-2011	Aerospace Engineers	2,410	15.79	\$48.85	\$101,616	7.92	\$26.77	\$34.35	\$45.01	\$55.94	\$69.99	\$55,679	\$71,449	\$93,623	\$116,354	\$145,569
17-2021	Agricultural Engineers			\$37.01	\$76,980	2.66	\$26.08	\$28.67	\$33.53	\$39.72	\$59.87	\$54,238	\$59,642	\$69,745	\$82,626	\$124,521
17-2031	Biomedical Engineers	70	22.15	\$37.20	\$77,377	5.28	\$21.60	\$25.06	\$37.73	\$46.76	\$56.40	\$44,926	\$52,129	\$78,473	\$97,253	\$117,307
17-2041	Chemical Engineers	550	22	\$47.98	\$99,794	6.86	\$27.24	\$34.64	\$43.49	\$58.84	\$68.74	\$56,661	\$72,050	\$90,456	\$122,397	\$142,971
17-2051	Civil Engineers	7,330	5.83	\$38.24	\$79,529	1.39	\$23.54	\$28.86	\$37.36	\$46.15	\$54.72	\$48,962	\$60,034	\$77,710	\$95,997	\$113,813
17-2061	Computer Hardware Engineers	2,460	6.85	\$51.05	\$106,180	2.48	\$31.17	\$38.98	\$50.03	\$62.15	\$73.57	\$64,843	\$81,084	\$104,069	\$129,280	\$153,024
17-2071	Electrical Engineers			\$41.97	\$87,292	4.28	\$23.41	\$30.61	\$39.73	\$50.51	\$62.18	\$48,686	\$63,667	\$82,633	\$105,060	\$129,336
17-2072	Electronics Engineers, Except Computer			\$45.39	\$94,408	1.48	\$29.45	\$35.60	\$44.44	\$54.41	\$64.86	\$61,256	\$74,052	\$92,443	\$113,174	\$134,900
17-2081	Environmental Engineers	1,250	9.14	\$40.92	\$85,105	2.32	\$24.12	\$29.63	\$39.47	\$49.64	\$55.67	\$50,169	\$61,631	\$82,103	\$103,244	\$115,795
17-2111	Health and Safety Engineers, Except Mining Safety Engineers and Inspectors	610	37.56	\$36.31	\$75,534	4.65	\$24.16	\$28.20	\$33.43	\$44.58	\$55.11	\$50,259	\$58,661	\$69,540	\$92,721	\$114,622
17-2112	Industrial Engineers	2,680	5.59	\$40.99	\$85,259	1.37	\$26.72	\$33.00	\$40.38	\$48.59	\$57.33	\$55,586	\$68,638	\$83,988	\$101,073	\$119,251
17-2131	Materials Engineers	500	19.03	\$41.45	\$86,206	3.38	\$26.05	\$31.66	\$38.96	\$51.94	\$62.75	\$54,174	\$65,858	\$81,030	\$108,043	\$130,513
17-2141	Mechanical Engineers	4,520	8.53	\$44.24	\$92,013	1.98	\$25.98	\$32.62	\$42.84	\$55.08	\$66.97	\$54,030	\$67,848	\$89,115	\$114,575	\$139,290
17-2151	Mining and Geological Engineers, Including Mining Safety Engineers	680	23.61	\$45.14	\$93,883	2.33	\$31.12	\$36.83	\$43.84	\$51.82	\$64.83	\$64,732	\$76,614	\$91,179	\$107,781	\$134,856
17-2171	Petroleum Engineers	1,020	13.3	\$61.57	\$128,058	2.24	\$38.12	\$48.02	\$61.26	\$73.61		\$79,293	\$99,875	\$127,429	\$153,107	
17-2199	Engineers, All Other	2,520	22.91	\$46.28	\$96,252	2.97	\$26.89	\$34.85	\$46.90	\$57.76	\$67.04	\$55,928	\$72,481	\$97,548	\$120,142	\$139,439
17-3011	Architectural and Civil Drafters	2,060	12.67	\$24.12	\$50,173	3.12	\$15.90	\$19.19	\$24.10	\$29.02	\$33.45	\$33,077	\$39,915	\$50,123	\$60,353	\$69,586
17-3012	Electrical and Electronics Drafters	620	15.17	\$27.96	\$58,165	2.22	\$16.96	\$22.03	\$27.90	\$34.27	\$39.64	\$35,275	\$45,815	\$58,039	\$71,289	\$82,457
17-3013	Mechanical Drafters	680	10.33	\$26.34	\$54,797	2.26	\$17.23	\$20.58	\$24.97	\$31.44	\$37.58	\$35,845	\$42,816	\$51,931	\$65,403	\$78,162
17-3019	Drafters, All Other	280	21.8	\$25.65	\$53,346	4.41	\$16.66	\$19.31	\$23.15	\$33.13	\$38.39	\$34,657	\$40,173	\$48,159	\$68,909	\$79,847
17-3021	Aerospace Engineering and Operations Technicians	320	23.62	\$30.58	\$63,616	3.25	\$21.01	\$25.52	\$30.02	\$34.47	\$42.42	\$43,704	\$53,083	\$62,435	\$71,699	\$88,233
17-3022	Civil Engineering Technicians	1,390	10.4	\$23.44	\$48,762	2.55	\$14.61	\$17.69	\$23.19	\$28.47	\$33.40	\$30,396	\$36,791	\$48,237	\$59,226	\$69,470
17-3023	Electrical and Electronics Engineering Technicians	2,570	6.72	\$26.53	\$55,179	1.4	\$16.00	\$21.43	\$26.80	\$31.00	\$36.08	\$33,273	\$44,569	\$55,740	\$64,480	\$75,047
17-3024	Electro-Mechanical Technicians	190	11.56	\$27.60	\$57,414	4.3	\$17.53	\$20.85	\$26.03	\$33.20	\$41.49	\$36,452	\$43,358	\$54,132	\$69,065	\$86,301
17-3025	Environmental Engineering Technicians	230	18.74	\$21.73	\$45,203	2.72	\$14.81	\$16.81	\$20.04	\$25.79	\$33.12	\$30,797	\$34,971	\$41,689	\$53,653	\$68,881
17-3026	Industrial Engineering Technicians	590	8.62	\$23.56	\$49,015	1.7	\$15.19	\$18.66	\$22.54	\$28.06	\$34.31	\$31,602	\$38,815	\$46,893	\$58,373	\$71,363
17-3027	Mechanical Engineering Technicians	760	17.8	\$26.36	\$54,838	4.14	\$15.29	\$20.63	\$27.19	\$31.88	\$37.19	\$31,800	\$42,907	\$56,560	\$66,314	\$77,361

Occupational Code	Occupational Title	Employment Estimate	Employment Percentage Relative Standard Error	Average Hourly Wage	Average Annual Wage	Wage Percentage Relative Standard Error	10th Percentile (Hourly)	25th Percentile (Hourly)	50th Percentile (Hourly)	75th Percentile (Hourly)	90th Percentile (Hourly)	10th Percentile (Annual)	25th Percentile (Annual)	50th Percentile (Annual)	75th Percentile (Annual)	90th Percentile (Annual)
17-3029	Engineering Technicians, Except Drafters, All Other	1,080	11.67	\$27.50	\$57,205	2.96	\$15.06	\$20.53	\$28.13	\$33.57	\$39.29	\$31,319	\$42,709	\$58,513	\$69,820	\$81,714
17-3031	Surveying and Mapping Technicians	1,460	7.97	\$22.58	\$46,972	3.44	\$13.32	\$16.39	\$21.80	\$27.77	\$33.46	\$27,696	\$34,092	\$45,341	\$57,757	\$69,588
19-0000	Life, Physical, and Social Science Occupations	25,150	2.12	\$33.73	\$70,169	2.3	\$15.06	\$20.91	\$30.20	\$42.72	\$56.78	\$31,319	\$43,485	\$62,812	\$88,861	\$118,092
19-1011	Animal Scientists			\$40.53	\$84,309	14.48	\$12.85	\$17.44	\$31.23	\$64.41		\$26,723	\$36,273	\$64,968	\$133,978	
19-1012	Food Scientists and Technologists	130	30.69	\$29.35	\$61,057	5.14	\$16.90	\$22.29	\$28.07	\$34.20	\$45.09	\$35,159	\$46,365	\$58,389	\$71,146	\$93,779
19-1013	Soil and Plant Scientists	250	8.52	\$27.57	\$57,342	4.13	\$15.52	\$19.14	\$24.48	\$34.59	\$44.13	\$32,272	\$39,811	\$50,927	\$71,938	\$91,783
19-1021	Biochemists and Biophysicists	440	21.57	\$42.18	\$87,729	6.63	\$21.91	\$26.83	\$38.60	\$53.67	\$73.21	\$45,575	\$55,798	\$80,282	\$111,642	\$152,277
19-1022	Microbiologists	460	22.15	\$35.82	\$74,511	7.44	\$17.27	\$23.51	\$34.42	\$47.36	\$58.46	\$35,912	\$48,896	\$71,600	\$98,508	\$121,589
19-1023	Zoologists and Wildlife Biologists	530	11.53	\$29.39	\$61,135	4.91	\$20.02	\$25.39	\$27.97	\$32.71	\$40.70	\$41,639	\$52,808	\$58,185	\$68,031	\$84,650
19-1029	Biological Scientists, All Other	1,040	6.85	\$35.15	\$73,103	1.92	\$23.23	\$28.56	\$34.08	\$40.88	\$47.61	\$48,317	\$59,405	\$70,896	\$85,030	\$99,033
19-1031	Conservation Scientists	960	6.75	\$30.00	\$62,409	3.39	\$17.67	\$21.35	\$28.39	\$35.87	\$44.97	\$36,744	\$44,398	\$59,051	\$74,618	\$93,548
19-1032	Foresters	210	2.35	\$27.43	\$57,047	1.3	\$18.19	\$23.25	\$27.60	\$31.76	\$35.55	\$37,836	\$48,359	\$57,417	\$66,071	\$73,938
19-1041	Epidemiologists	50	2.19	\$30.02	\$62,434	1.68	\$18.96	\$21.58	\$27.59	\$36.76	\$44.98	\$39,446	\$44,893	\$57,393	\$76,461	\$93,568
19-1042	Medical Scientists, Except Epidemiologists	590	12.69	\$39.28	\$81,713	11.57	\$17.95	\$23.43	\$29.91	\$44.07	\$72.55	\$37,341	\$48,735	\$62,203	\$91,676	\$150,902
19-2012	Physicists	500	3.49	\$53.48	\$111,248	2.75	\$30.97	\$39.34	\$54.57	\$66.05	\$75.67	\$64,415	\$81,830	\$113,507	\$137,389	\$157,393
19-2021	Atmospheric and Space Scientists	1,100	5.78	\$47.84	\$99,509	5.67	\$27.96	\$37.60	\$47.51	\$58.83	\$68.62	\$58,153	\$78,205	\$98,824	\$122,373	\$142,737
19-2031	Chemists	1,560	9.4	\$33.54	\$69,754	3.05	\$16.83	\$22.84	\$32.08	\$42.51	\$54.13	\$35,006	\$47,502	\$66,722	\$88,416	\$112,587
19-2032	Materials Scientists			\$40.48	\$84,196	4.88	\$24.58	\$28.48	\$40.11	\$51.73	\$56.68	\$51,133	\$59,237	\$83,421	\$107,605	\$117,902
19-2041	Environmental Scientists and Specialists, Including Health	2,090	11.95	\$36.61	\$76,153	3.44	\$20.05	\$25.66	\$33.52	\$45.03	\$55.41	\$41,701	\$53,365	\$69,712	\$93,664	\$115,259
19-2042	Geoscientists, Except Hydrologists and Geographers	1,830	11.53	\$46.45	\$96,610	4.66	\$21.83	\$29.05	\$44.47	\$62.68	\$75.29	\$45,416	\$60,432	\$92,502	\$130,370	\$156,603
19-2043	Hydrologists	470	18.84	\$44.07	\$91,671	3.38	\$27.61	\$33.57	\$43.81	\$53.47	\$63.85	\$57,420	\$69,825	\$91,116	\$111,222	\$132,811
19-2099	Physical Scientists, All Other	650	9.32	\$43.89	\$91,290	4.06	\$24.18	\$31.59	\$45.83	\$54.88	\$64.85	\$50,294	\$65,708	\$95,333	\$114,157	\$134,897
19-3011	Economists	130	9.77	\$41.65	\$86,623	4.69	\$22.89	\$28.27	\$42.60	\$52.35	\$61.49	\$47,620	\$58,792	\$88,617	\$108,892	\$127,903
19-3022	Survey Researchers			\$15.81	\$32,891	19.8	\$8.28	\$8.86	\$9.78	\$20.78	\$31.37	\$17,213	\$18,428	\$20,339	\$43,228	\$65,253
19-3031	Clinical, Counseling, and School Psychologists	2,520	5.17	\$42.76	\$88,934	6.87	\$18.19	\$27.97	\$39.00	\$50.22	\$67.44	\$37,841	\$58,176	\$81,125	\$104,466	\$140,277
19-3039	Psychologists, All Other	190	4.35	\$32.52	\$67,642	6.89	\$14.19	\$20.52	\$29.90	\$45.98	\$51.13	\$29,513	\$42,680	\$62,191	\$95,646	\$106,358
19-3051	Urban and Regional Planners	850	11	\$32.03	\$66,617	0.9	\$21.83	\$25.54	\$31.10	\$38.30	\$44.59	\$45,411	\$53,123	\$64,690	\$79,667	\$92,753
19-3091	Anthropologists and Archeologists	180	17.18	\$26.13	\$54,356	4.46	\$15.44	\$18.53	\$23.57	\$32.85	\$39.69	\$32,121	\$38,540	\$49,030	\$68,331	\$82,556
19-3093	Historians	40	4.25	\$36.95	\$76,855	2.84	\$23.01	\$26.95	\$35.50	\$44.85	\$54.20	\$47,860	\$56,066	\$73,845	\$93,295	\$112,739
19-3094	Political Scientists	70	0.22	\$31.88	\$66,313	4.9	\$18.15	\$23.82	\$28.82	\$38.70	\$47.82	\$37,743	\$49,535	\$59,952	\$80,490	\$99,458
19-3099	Social Scientists and Related Workers, All Other	690	2.1	\$35.13	\$73,070	2.24	\$19.51	\$27.61	\$35.72	\$42.78	\$49.26	\$40,587	\$57,424	\$74,306	\$88,981	\$102,455
19-4011	Agricultural and Food Science Technicians	110	25.01	\$18.85	\$39,212	6.34	\$12.85	\$14.10	\$16.83	\$22.72	\$28.30	\$26,720	\$29,325	\$35,016	\$47,266	\$58,864
19-4021	Biological Technicians			\$19.52	\$40,604	1.41	\$11.07	\$14.73	\$18.47	\$23.24	\$29.37	\$23,031	\$30,638	\$38,417	\$48,343	\$61,090
19-4031	Chemical Technicians	1,050	26.69	\$22.66	\$47,126	4.95	\$13.46	\$16.04	\$20.98	\$27.87	\$35.83	\$27,997	\$33,360	\$43,643	\$57,961	\$74,522
19-4041	Geological and Petroleum Technicians	660	18.77	\$29.90	\$62,190	4.01	\$16.13	\$21.67	\$30.68	\$37.49	\$43.55	\$33,552	\$45,078	\$63,821	\$77,984	\$90,578
19-4061	Social Science Research Assistants			\$19.71	\$40,992	5.64	\$11.25	\$13.21	\$19.06	\$22.16	\$31.63	\$23,398	\$27,472	\$39,653	\$46,092	\$65,784
19-4091	Environmental Science and Protection Technicians, Including Health	540	15.18	\$24.75	\$51,485	3.74	\$15.38	\$17.54	\$22.38	\$29.31	\$40.26	\$31,997	\$36,475	\$46,559	\$60,963	\$83,734
19-4092	Forensic Science Technicians	270	1.39	\$27.25	\$56,679	1.19	\$19.47	\$22.43	\$26.87	\$31.53	\$37.21	\$40,503	\$46,651	\$55,882	\$65,581	\$77,405

Occupational Code	Occupational Title	Employment Estimate	Employment Percentage Relative Standard Error	Average Hourly Wage	Average Annual Wage	Wage Percentage Relative Standard Error	10th Percentile (Hourly)	25th Percentile (Hourly)	50th Percentile (Hourly)	75th Percentile (Hourly)	90th Percentile (Hourly)	10th Percentile (Annual)	25th Percentile (Annual)	50th Percentile (Annual)	75th Percentile (Annual)	90th Percentile (Annual)
19-4093	Forest and Conservation Technicians	1,180	1.95	\$17.10	\$35,575	0.57	\$11.99	\$13.45	\$15.06	\$19.82	\$25.47	\$24,931	\$27,984	\$31,317	\$41,225	\$52,978
19-4099	Life, Physical, and Social Science Technicians, All Other	1,010	4.01	\$22.62	\$47,056	1.76	\$13.47	\$16.16	\$21.81	\$28.07	\$33.27	\$28,024	\$33,608	\$45,375	\$58,376	\$69,202
21-0000	Community and Social Service Occupations	29,450	2.43	\$20.70	\$43,051	1.38	\$11.40	\$14.30	\$19.10	\$25.07	\$32.53	\$23,704	\$29,745	\$39,720	\$52,152	\$67,660
21-1011	Substance Abuse and Behavioral Disorder Counselors	970	10.36	\$17.23	\$35,835	3.25	\$10.44	\$12.94	\$16.64	\$20.65	\$24.54	\$21,718	\$26,907	\$34,609	\$42,960	\$51,054
21-1012	Educational, Guidance, School, and Vocational Counselors	3,920	3.81	\$23.05	\$47,952	1.61	\$14.38	\$17.66	\$21.96	\$27.88	\$34.20	\$29,901	\$36,723	\$45,677	\$57,981	\$71,134
21-1013	Marriage and Family Therapists	360	22.07	\$17.23	\$35,838	5.59	\$10.57	\$13.29	\$16.47	\$21.23	\$24.99	\$21,981	\$27,653	\$34,265	\$44,164	\$51,973
21-1014	Mental Health Counselors	3,190	7.37	\$19.55	\$40,654	2.34	\$10.96	\$14.18	\$18.13	\$24.00	\$29.07	\$22,796	\$29,504	\$37,720	\$49,915	\$60,467
21-1015	Rehabilitation Counselors	1,520	11.9	\$20.96	\$43,603	12.37	\$10.13	\$11.76	\$14.45	\$22.69	\$28.99	\$21,068	\$24,460	\$30,061	\$47,198	\$60,308
21-1019	Counselors, All Other	100	10.66													
21-1021	Child, Family, and School Social Workers	5,140	4.07	\$22.10	\$45,972	2.28	\$12.12	\$15.34	\$20.04	\$26.78	\$35.77	\$25,202	\$31,899	\$41,681	\$55,701	\$74,399
21-1022	Healthcare Social Workers	2,200	6.66	\$21.52	\$44,752	1.61	\$13.76	\$16.45	\$20.79	\$25.37	\$30.26	\$28,614	\$34,211	\$43,238	\$52,765	\$62,932
21-1023	Mental Health and Substance Abuse Social Workers	2,270	10.39	\$17.53	\$36,464	2.09	\$10.92	\$12.66	\$15.55	\$21.32	\$27.59	\$22,724	\$26,330	\$32,349	\$44,347	\$57,378
21-1029	Social Workers, All Other	860	6.65	\$22.39	\$46,575	2.82	\$13.32	\$15.77	\$20.96	\$28.51	\$34.19	\$27,702	\$32,807	\$43,595	\$59,309	\$71,114
21-1091	Health Educators	670	7.97	\$24.34	\$50,636	3.23	\$12.31	\$15.88	\$23.01	\$31.36	\$39.59	\$25,612	\$33,022	\$47,868	\$65,239	\$82,351
21-1092	Probation Officers and Correctional Treatment Specialists	2,250	4.58	\$25.85	\$53,758	1.64	\$14.52	\$21.20	\$24.96	\$31.95	\$37.16	\$30,205	\$44,098	\$51,909	\$66,463	\$77,287
21-1093	Social and Human Service Assistants	3,470	10.62	\$15.04	\$31,293	2.66	\$9.29	\$11.24	\$14.64	\$18.31	\$21.46	\$19,321	\$23,386	\$30,446	\$38,092	\$44,631
21-1798	Community and Social Service Specialists, All Other*	1,880	5.55	\$19.71	\$41,007	1.95	\$10.90	\$13.72	\$17.78	\$23.43	\$32.03	\$22,665	\$28,547	\$36,974	\$48,744	\$66,632
21-2011	Clergy	510	13.89	\$22.85	\$47,526	1.99	\$13.73	\$17.32	\$22.07	\$27.48	\$32.15	\$28,553	\$36,024	\$45,911	\$57,165	\$66,868
21-2021	Directors, Religious Activities and Education			\$25.10	\$52,212	29.6	\$10.18	\$11.64	\$14.49	\$42.78	\$50.51	\$21,183	\$24,215	\$30,144	\$88,984	\$105,059
21-2099	Religious Workers, All Other	80	20.38	\$21.65	\$45,039	5.82	\$11.53	\$15.32	\$19.33	\$28.38	\$34.13	\$23,983	\$31,863	\$40,217	\$59,039	\$70,991
23-0000	Legal Occupations	19,480	4.04	\$44.24	\$92,023	5.06	\$17.29	\$23.14	\$33.05	\$58.12		\$35,956	\$48,124	\$68,742	\$120,890	
23-1011	Lawyers	10,540	5.24	\$59.28	\$123,300	5.7	\$25.83	\$33.31	\$51.73	\$74.34		\$53,726	\$69,278	\$107,590	\$154,635	
23-1012	Judicial Law Clerks	220	19.08	\$21.69	\$45,109	2.53	\$16.12	\$18.50	\$20.54	\$24.31	\$27.82	\$33,520	\$38,484	\$42,717	\$50,560	\$57,863
23-1021	Administrative Law Judges, Adjudicators, and Hearing Officers	170	1.45													
23-1022	Arbitrators, Mediators, and Conciliators	100	27.51	\$32.00	\$66,557	2.43	\$25.95	\$27.49	\$29.77	\$35.16	\$45.74	\$53,974	\$57,187	\$61,919	\$73,123	\$95,142
23-1023	Judges, Magistrate Judges, and Magistrates	560	4.65	\$57.49	\$119,570	2	\$48.91	\$53.43	\$59.75	\$62.44	\$65.12	\$101,727	\$111,132	\$124,277	\$129,868	\$135,442
23-2011	Paralegals and Legal Assistants*	5,060	11.18	\$23.32	\$48,502	2.93	\$15.35	\$17.87	\$21.87	\$27.90	\$34.28	\$31,918	\$37,168	\$45,499	\$58,040	\$71,306
23-2091	Court Reporters	390	31.85	\$37.61	\$78,231	8.83	\$23.67	\$27.60	\$34.04	\$49.76	\$54.89	\$49,244	\$57,401	\$70,798	\$103,509	\$114,170
23-2093	Title Examiners, Abstractors, and Searchers	1,630	19.51	\$22.39	\$46,568	2.66	\$13.80	\$16.44	\$21.61	\$27.60	\$32.98	\$28,706	\$34,201	\$44,948	\$57,413	\$68,598
23-2099	Legal Support Workers, All Other	820	11.07	\$23.42	\$48,709	3.92	\$13.56	\$16.62	\$22.54	\$27.99	\$36.13	\$28,196	\$34,560	\$46,883	\$58,217	\$75,155
25-0000	Education, Training, and Library Occupations	131,690	1.04	\$23.61	\$49,115	2.12	\$11.72	\$15.93	\$21.37	\$28.32	\$35.88	\$24,369	\$33,125	\$44,456	\$58,914	\$74,626
25-1011	Business Teachers, Postsecondary	1,250	4.76		\$85,454	8.51						\$36,569	\$47,143	\$71,532	\$105,973	\$160,404
25-1021	Computer Science Teachers, Postsecondary	500	8.21		\$73,880	4.6						\$39,214	\$50,151	\$64,522	\$85,379	\$138,283
25-1022	Mathematical Science Teachers, Postsecondary	860	6.23		\$60,781	5.57						\$32,204	\$40,581	\$55,738	\$70,872	\$99,197
25-1031	Architecture Teachers, Postsecondary				\$64,991	3.61						\$39,402	\$54,937	\$65,309	\$73,105	\$88,097
25-1032	Engineering Teachers, Postsecondary	790	1.16		\$93,810	4.57						\$43,225	\$61,233	\$86,940	\$117,869	\$152,325

Occupational Code	Occupational Title	Employment Estimate	Employment Percentage Relative Standard Error	Average Hourly Wage	Average Annual Wage	Wage Percentage Relative Standard Error	10th Percentile (Hourly)	25th Percentile (Hourly)	50th Percentile (Hourly)	75th Percentile (Hourly)	90th Percentile (Hourly)	10th Percentile (Annual)	25th Percentile (Annual)	50th Percentile (Annual)	75th Percentile (Annual)	90th Percentile (Annual)
25-1041	Agricultural Sciences Teachers, Postsecondary	160	12.75		\$69,775	18.16						\$25,676	\$39,184	\$56,357	\$99,575	\$128,397
25-1042	Biological Science Teachers, Postsecondary	920	4.29		\$71,010	7.51						\$34,088	\$42,332	\$58,621	\$90,868	\$129,069
25-1051	Atmospheric, Earth, Marine, and Space Sciences Teachers, Postsecondary	350	2.57		\$65,965	6.98						\$36,275	\$45,996	\$61,533	\$71,538	\$98,294
25-1052	Chemistry Teachers, Postsecondary	470	2.81		\$81,142	4.07						\$35,300	\$45,599	\$70,854	\$107,634	\$145,034
25-1053	Environmental Science Teachers, Postsecondary	110	3.73		\$83,931	4.42						\$44,410	\$54,797	\$78,434	\$104,888	\$136,742
25-1054	Physics Teachers, Postsecondary	290	3.99		\$90,116	4.06						\$36,012	\$53,368	\$81,154	\$120,641	\$154,007
25-1061	Anthropology and Archeology Teachers, Postsecondary	130	3.49		\$70,043	4.28						\$41,467	\$49,458	\$70,364	\$84,016	\$100,035
25-1062	Area, Ethnic, and Cultural Studies Teachers, Postsecondary	120	6.97		\$66,658	7.21						\$39,309	\$47,846	\$59,711	\$75,010	\$105,063
25-1063	Economics Teachers, Postsecondary	240	5.69		\$84,936	5.12						\$43,115	\$56,107	\$78,024	\$109,720	\$143,296
25-1064	Geography Teachers, Postsecondary	130	2.55		\$63,671	2.33						\$37,729	\$50,901	\$63,710	\$74,106	\$91,596
25-1065	Political Science Teachers, Postsecondary	250	4.91		\$80,042	12.97						\$28,261	\$42,666	\$58,688	\$102,389	\$155,711
25-1066	Psychology Teachers, Postsecondary	660	3.04		\$86,239	10.96						\$38,717	\$47,646	\$71,064	\$112,796	\$165,403
25-1067	Sociology Teachers, Postsecondary	290	9.05		\$61,849	2.83						\$39,899	\$46,546	\$56,668	\$71,815	\$91,458
25-1069	Social Sciences Teachers, Postsecondary, All Other	70	3.16	\$33.94	\$70,593	4.88	\$21.00	\$25.64	\$32.12	\$36.69	\$46.62	\$43,678	\$53,329	\$66,811	\$76,310	\$96,976
25-1071	Health Specialties Teachers, Postsecondary				\$108,811	10.48						\$39,268	\$57,078	\$89,355	\$142,864	
25-1072	Nursing Instructors and Teachers, Postsecondary	1,030	24.3		\$62,452	4.55						\$37,408	\$48,074	\$60,684	\$74,874	\$92,485
25-1081	Education Teachers, Postsecondary				\$60,606	5.19						\$25,014	\$43,205	\$57,766	\$72,885	\$99,777
25-1082	Library Science Teachers, Postsecondary	160	3.16		\$62,024	2.37						\$42,080	\$49,134	\$59,098	\$72,163	\$85,868
25-1111	Criminal Justice and Law Enforcement Teachers, Postsecondary	190	15.84		\$63,368	3.33						\$41,099	\$47,572	\$63,394	\$72,117	\$83,598
25-1112	Law Teachers, Postsecondary	210	1.74		\$139,082	9.68						\$51,878	\$68,420	\$134,372		
25-1113	Social Work Teachers, Postsecondary	150	4.45		\$71,887	10.35						\$40,334	\$45,207	\$59,507	\$95,241	\$123,729
25-1121	Art, Drama, and Music Teachers, Postsecondary	1,510	9.72		\$56,237	4.51						\$28,727	\$41,875	\$50,957	\$67,934	\$85,120
25-1122	Communications Teachers, Postsecondary	530	2.9		\$58,093	6.78						\$34,519	\$42,871	\$50,566	\$70,255	\$91,909
25-1123	English Language and Literature Teachers, Postsecondary	1,240	6.21		\$57,441	6.17						\$29,949	\$39,251	\$48,333	\$68,124	\$91,396
25-1124	Foreign Language and Literature Teachers, Postsecondary	540	5.74		\$54,957	5.65						\$30,812	\$38,968	\$49,259	\$63,948	\$86,761
25-1125	History Teachers, Postsecondary	410	4.76		\$58,547	5.25						\$29,599	\$41,071	\$54,651	\$71,956	\$87,865
25-1126	Philosophy and Religion Teachers, Postsecondary	400	16.74		\$67,089	4.19						\$40,899	\$47,662	\$60,861	\$77,160	\$105,427
25-1192	Home Economics Teachers, Postsecondary	20	32.17													
25-1193	Recreation and Fitness Studies Teachers, Postsecondary	180	14.83		\$47,164	5.88						\$25,262	\$29,743	\$43,300	\$60,267	\$71,848
25-1194	Vocational Education Teachers, Postsecondary	2,630	10.72													
25-1199	Postsecondary Teachers, All Other	3,190	20		\$50,911	4.22						\$35,899	\$42,256	\$46,370	\$51,889	\$67,610

Occupational Code	Occupational Title	Employment Estimate	Employment Percentage Relative Standard Error	Average Hourly Wage	Average Annual Wage	Wage Percentage Relative Standard Error	10th Percentile (Hourly)	25th Percentile (Hourly)	50th Percentile (Hourly)	75th Percentile (Hourly)	90th Percentile (Hourly)	10th Percentile (Annual)	25th Percentile (Annual)	50th Percentile (Annual)	75th Percentile (Annual)	90th Percentile (Annual)
25-2011	Preschool Teachers, Except Special Education	5,620	7.43	\$15.13	\$31,477	5.01	\$8.68	\$10.54	\$13.37	\$17.73	\$25.16	\$18,059	\$21,927	\$27,803	\$36,882	\$52,333
25-2012	Kindergarten Teachers, Except Special Education	3,140	1.08		\$47,658	1.38						\$33,000	\$37,458	\$45,470	\$56,570	\$67,587
25-2021	Elementary School Teachers, Except Special Education	23,120	0.97		\$49,154	1.4						\$33,596	\$39,115	\$47,082	\$58,293	\$69,669
25-2022	Middle School Teachers, Except Special and Career/Technical Education	12,960	1.64		\$49,406	1.29						\$33,913	\$39,149	\$47,280	\$58,543	\$69,816
25-2023	Career/Technical Education Teachers, Middle School				\$49,458	3.18						\$34,905	\$41,045	\$48,072	\$57,405	\$67,476
25-2031	Secondary School Teachers, Except Special and Career/Technical Education	15,870	1.19		\$50,923	1.46						\$34,431	\$40,022	\$48,958	\$60,498	\$71,907
25-2032	Career/Technical Education Teachers, Secondary School				\$51,904	0.99						\$34,189	\$41,562	\$51,705	\$61,542	\$72,123
25-2041	Special Education Teachers, Preschool, Kindergarten, and Elementary School*	3,260	1.92		\$52,006	1.14						\$34,656	\$40,689	\$50,220	\$62,360	\$73,435
25-2053	Special Education Teachers, Middle School	1,610	1.09		\$52,289	1.17						\$35,569	\$41,437	\$50,689	\$63,082	\$72,507
25-2054	Special Education Teachers, Secondary School	1,910	1.88		\$53,891	1.15						\$35,641	\$42,164	\$52,467	\$65,089	\$74,679
25-3011	Adult Basic and Secondary Education and Literacy Teachers and Instructors	850	17.3	\$20.24	\$42,098	2.28	\$13.71	\$15.55	\$17.98	\$24.89	\$29.76	\$28,513	\$32,340	\$37,401	\$51,762	\$61,892
25-3021	Self-Enrichment Education Teachers	3,910	9.43	\$17.25	\$35,877	4.34	\$8.95	\$11.72	\$14.89	\$21.25	\$28.98	\$18,607	\$24,386	\$30,974	\$44,199	\$60,285
25-3999	Teachers and Instructors, All Other*	5,410	4.84		\$48,342	2.55						\$25,514	\$33,442	\$47,485	\$60,511	\$74,565
25-4011	Archivists	60	11.82	\$23.51	\$48,903	4.1	\$11.66	\$16.51	\$21.24	\$28.00	\$40.94	\$24,251	\$34,346	\$44,170	\$58,250	\$85,146
25-4012	Curators	250	3.96	\$23.70	\$49,305	4.61	\$11.99	\$16.53	\$23.94	\$29.79	\$35.92	\$24,931	\$34,389	\$49,804	\$61,966	\$74,720
25-4013	Museum Technicians and Conservators	310	1.84	\$20.54	\$42,727	2.23	\$13.80	\$16.00	\$18.78	\$22.80	\$30.14	\$28,703	\$33,274	\$39,055	\$47,418	\$62,686
25-4021	Librarians	2,920	8.56	\$27.87	\$57,977	3.6	\$11.43	\$18.64	\$26.39	\$36.48	\$46.34	\$23,780	\$38,775	\$54,888	\$75,887	\$96,392
25-4031	Library Technicians	2,780	6.33	\$14.79	\$30,756	1.91	\$9.36	\$11.39	\$14.28	\$17.70	\$21.28	\$19,478	\$23,683	\$29,695	\$36,807	\$44,263
25-9011	Audio-Visual and Multimedia Collections Specialists			\$17.76	\$36,933	4.66	\$8.21	\$13.25	\$17.59	\$23.50	\$26.65	\$17,079	\$27,557	\$36,577	\$48,886	\$55,430
25-9031	Instructional Coordinators	2,130	5.71	\$30.37	\$63,168	2.75	\$16.96	\$22.33	\$29.00	\$37.77	\$47.86	\$35,285	\$46,449	\$60,319	\$78,563	\$99,544
25-9041	Teacher Assistants	17,320	1.81		\$26,735	1.63						\$19,499	\$21,836	\$25,701	\$30,202	\$36,762
25-9099	Education, Training, and Library Workers, All Other	1,100	11.71	\$17.42	\$36,234	5.85	\$10.06	\$10.91	\$15.08	\$21.06	\$27.90	\$20,920	\$22,703	\$31,358	\$43,813	\$58,024
27-0000	Arts, Design, Entertainment, Sports, and Media Occupations	37,760	2.64	\$23.77	\$49,443	1.58	\$9.27	\$13.40	\$20.36	\$29.99	\$40.70	\$19,288	\$27,862	\$42,347	\$62,378	\$84,648
27-1011	Art Directors	440	12.5	\$34.16	\$71,063	4.29	\$18.42	\$23.32	\$32.49	\$42.79	\$52.18	\$38,318	\$48,503	\$67,579	\$89,001	\$108,527
27-1012	Craft Artists	90	30.37	\$17.74	\$36,890	14.89	\$8.15	\$9.91	\$14.87	\$21.38	\$35.96	\$16,946	\$20,607	\$30,922	\$44,461	\$74,793
27-1013	Fine Artists, Including Painters, Sculptors, and Illustrators	100	19.94	\$23.68	\$49,255	15.95	\$8.37	\$11.24	\$17.95	\$25.71	\$45.60	\$17,403	\$23,377	\$37,333	\$53,470	\$94,858
27-1014	Multimedia Artists and Animators	190	15.89	\$26.09	\$54,273	2.73	\$17.49	\$20.09	\$24.77	\$30.59	\$35.82	\$36,376	\$41,783	\$51,518	\$63,634	\$74,500
27-1019	Artists and Related Workers, All Other	280	19.77	\$21.07	\$43,833	2.46	\$14.44	\$15.88	\$17.94	\$22.82	\$35.12	\$30,044	\$33,033	\$37,325	\$47,458	\$73,045
27-1021	Commercial and Industrial Designers	280	19.99	\$29.32	\$60,990	4.13	\$19.44	\$21.72	\$25.59	\$35.46	\$46.21	\$40,431	\$45,168	\$53,231	\$73,755	\$96,115
27-1022	Fashion Designers	100	28.66	\$31.39	\$65,285	8.37	\$15.94	\$20.24	\$27.33	\$39.27	\$54.98	\$33,161	\$42,091	\$56,844	\$81,686	\$114,354
27-1023	Floral Designers	950	9.56	\$13.10	\$27,256	2.37	\$8.32	\$9.78	\$12.65	\$15.95	\$18.75	\$17,305	\$20,341	\$26,311	\$33,184	\$39,000
27-1024	Graphic Designers	3,800	9.05	\$21.24	\$44,187	1.68	\$12.21	\$15.17	\$19.83	\$26.12	\$32.58	\$25,388	\$31,549	\$41,245	\$54,335	\$67,758

Occupational Code	Occupational Title	Employment Estimate	Employment Percentage Relative Standard Error	Average Hourly Wage	Average Annual Wage	Wage Percentage Relative Standard Error	10th Percentile (Hourly)	25th Percentile (Hourly)	50th Percentile (Hourly)	75th Percentile (Hourly)	90th Percentile (Hourly)	10th Percentile (Annual)	25th Percentile (Annual)	50th Percentile (Annual)	75th Percentile (Annual)	90th Percentile (Annual)
29-1062	Family and General Practitioners	2,150	15.04	\$89.57	\$186,305	9.16	\$40.48	\$58.85				\$84,193	\$122,414			
29-1063	Internists, General			\$68.16	\$141,771	4.7	\$26.22	\$49.32	\$71.75			\$54,535	\$102,585	\$149,233		
29-1064	Obstetricians and Gynecologists	520	28.33	#####	\$229,315	10.85	\$67.52					\$140,435				
29-1065	Pediatricians, General	280	30.64	\$79.94	\$166,277	11.05	\$38.98	\$57.89	\$73.92			\$81,087	\$120,418	\$153,744		
29-1066	Psychiatrists	320	16.65	\$74.32	\$154,583	7.22	\$23.87	\$42.36	\$75.88			\$49,648	\$88,107	\$157,830		
29-1067	Surgeons	970	23.6	#####	\$223,198	7.47	\$49.37					\$102,684				
29-1069	Physicians and Surgeons, All Other	3,420	11.76	\$93.88	\$195,279	6.54	\$34.93	\$66.79				\$72,647	\$138,916			
29-1071	Physician Assistants	1,570	9.8	\$40.75	\$84,770	2.26	\$29.00	\$34.72	\$40.98	\$47.79	\$55.13	\$60,316	\$72,210	\$85,239	\$99,404	\$114,679
29-1081	Podiatrists	140	17.43	\$84.40	\$175,545	15.96	\$26.17	\$43.10				\$54,436	\$89,654			
29-1111	Registered Nurses*	41,960	2.95	\$32.35	\$67,282	0.64	\$23.41	\$26.76	\$31.81	\$37.38	\$43.13	\$48,694	\$55,668	\$66,170	\$77,757	\$89,702
29-1122	Occupational Therapists	2,170	6.06	\$35.09	\$72,993	1.04	\$25.31	\$29.51	\$34.41	\$40.54	\$45.68	\$52,638	\$61,391	\$71,566	\$84,324	\$95,004
29-1123	Physical Therapists	3,390	6.03	\$34.58	\$71,921	2	\$24.29	\$28.73	\$33.08	\$39.09	\$47.37	\$50,527	\$59,756	\$68,798	\$81,307	\$98,521
29-1124	Radiation Therapists	260	20.21	\$41.25	\$85,807	5.44	\$29.01	\$33.31	\$40.12	\$46.69	\$53.76	\$60,332	\$69,281	\$83,440	\$97,105	\$111,821
29-1125	Recreational Therapists	300	12.62	\$16.60	\$34,526	7.3	\$9.73	\$10.90	\$15.15	\$21.03	\$27.07	\$20,241	\$22,675	\$31,505	\$43,739	\$56,298
29-1126	Respiratory Therapists	1,650	14	\$26.44	\$54,987	0.8	\$20.43	\$23.48	\$26.49	\$29.56	\$33.19	\$42,486	\$48,835	\$55,103	\$61,480	\$69,038
29-1127	Speech-Language Pathologists	2,550	6.25	\$38.52	\$80,121	1.88	\$25.47	\$30.94	\$37.64	\$46.30	\$54.74	\$52,984	\$64,347	\$78,292	\$96,299	\$113,850
29-1128	Therapists, All Other*	440	3.06	\$28.24	\$58,742	2.88	\$19.44	\$22.23	\$27.40	\$33.32	\$37.97	\$40,427	\$46,238	\$56,989	\$69,308	\$78,982
29-1131	Veterinarians	1,560	9.29	\$35.95	\$74,784	4.52	\$19.95	\$28.30	\$35.00	\$43.01	\$53.91	\$41,499	\$58,854	\$72,807	\$89,450	\$112,126
29-1181	Audiologists	490	25.3	\$33.89	\$70,499	8.27	\$15.86	\$26.08	\$35.70	\$42.41	\$48.26	\$32,988	\$54,240	\$74,256	\$88,210	\$100,388
29-1199	Health Diagnosing and Treating Practitioners, All Other	550	16.26	\$39.69	\$82,549	16.93	\$15.27	\$21.69	\$32.07	\$46.05	\$64.12	\$31,757	\$45,110	\$66,702	\$95,794	\$133,368
29-2011	Medical and Clinical Laboratory Technologists	3,020	5.34	\$27.99	\$58,218	1.59	\$17.68	\$23.34	\$28.57	\$33.39	\$37.61	\$36,780	\$48,556	\$59,425	\$69,456	\$78,220
29-2012	Medical and Clinical Laboratory Technicians	1,860	5.83	\$19.57	\$40,707	2.55	\$12.61	\$14.70	\$17.74	\$22.83	\$28.87	\$26,223	\$30,581	\$36,909	\$47,477	\$60,044
29-2021	Dental Hygienists	3,740	12.03	\$35.28	\$73,389	2.77	\$24.55	\$32.39	\$37.40	\$41.09	\$44.06	\$51,055	\$67,362	\$77,782	\$85,460	\$91,645
29-2031	Cardiovascular Technologists and Technicians			\$25.38	\$52,798	2.03	\$14.40	\$18.58	\$23.53	\$32.63	\$38.74	\$29,949	\$38,638	\$48,946	\$67,862	\$80,580
29-2032	Diagnostic Medical Sonographers	910	12.23	\$37.44	\$77,876	3.51	\$27.61	\$31.30	\$36.18	\$43.42	\$51.17	\$57,428	\$65,104	\$75,250	\$90,308	\$106,426
29-2033	Nuclear Medicine Technologists	230	9.32	\$36.23	\$75,357	1.32	\$28.19	\$32.08	\$36.23	\$41.11	\$45.35	\$58,634	\$66,734	\$75,367	\$85,507	\$94,329
29-2037	Radiologic Technologists and Technicians*	3,250	5.87	\$27.50	\$57,207	1.37	\$18.45	\$21.77	\$27.27	\$33.24	\$38.45	\$38,371	\$45,273	\$56,731	\$69,148	\$79,980
29-2041	Emergency Medical Technicians and Paramedics	2,880	6.65	\$17.60	\$36,599	2.96	\$8.85	\$11.93	\$16.74	\$22.22	\$28.45	\$18,412	\$24,812	\$34,812	\$46,227	\$59,169
29-2051	Dietetic Technicians	540	26.25	\$10.39	\$21,602	3.34	\$7.64	\$8.22	\$9.28	\$11.56	\$15.39	\$15,896	\$17,091	\$19,309	\$24,054	\$32,017
29-2052	Pharmacy Technicians	4,500	5.39	\$14.87	\$30,935	0.92	\$10.60	\$12.41	\$14.73	\$17.27	\$19.51	\$22,049	\$25,819	\$30,640	\$35,924	\$40,581
29-2053	Psychiatric Technicians	580	18.94	\$13.80	\$28,713	4.83	\$8.23	\$9.60	\$14.38	\$17.38	\$19.86	\$17,127	\$19,978	\$29,918	\$36,150	\$41,304
29-2054	Respiratory Therapy Technicians	80	13.99	\$22.23	\$46,246	2.51	\$14.94	\$18.50	\$21.85	\$25.64	\$30.70	\$31,085	\$38,480	\$45,440	\$53,337	\$63,856
29-2055	Surgical Technologists	1,460	10.31	\$21.88	\$45,512	1.61	\$15.91	\$18.00	\$21.30	\$25.00	\$28.54	\$33,092	\$37,436	\$44,309	\$52,002	\$59,355
29-2056	Veterinary Technologists and Technicians	2,590	13.82	\$14.14	\$29,416	2.08	\$10.31	\$11.98	\$13.78	\$16.21	\$18.93	\$21,437	\$24,927	\$28,668	\$33,716	\$39,367
29-2061	Licensed Practical and Licensed Vocational Nurses	6,370	3.52	\$20.65	\$42,951	0.84	\$15.08	\$17.76	\$20.60	\$23.42	\$26.83	\$31,372	\$36,938	\$42,846	\$48,718	\$55,805
29-2071	Medical Records and Health Information Technicians	2,780	5.37	\$18.52	\$38,525	1.36	\$11.79	\$14.06	\$17.50	\$22.22	\$27.28	\$24,525	\$29,234	\$36,407	\$46,209	\$56,745
29-2081	Opticians, Dispensing	1,340	12.57	\$16.93	\$35,205	5.06	\$10.65	\$12.49	\$15.69	\$19.89	\$23.73	\$22,162	\$25,976	\$32,628	\$41,377	\$49,348
29-2091	Orthotists and Prosthetists			\$33.86	\$70,439	4.38	\$19.91	\$23.18	\$33.16	\$41.65	\$45.50	\$41,406	\$48,217	\$68,972	\$86,632	\$94,642

Occupational Code	Occupational Title	Employment Estimate	Employment Percentage Relative Standard Error	Average Hourly Wage	Average Annual Wage	Wage Percentage Relative Standard Error	10th Percentile (Hourly)	25th Percentile (Hourly)	50th Percentile (Hourly)	75th Percentile (Hourly)	90th Percentile (Hourly)	10th Percentile (Annual)	25th Percentile (Annual)	50th Percentile (Annual)	75th Percentile (Annual)	90th Percentile (Annual)
29-2799	Health Technologists and Technicians, All Other*	1,780	7.33	\$20.29	\$42,213	3	\$12.60	\$14.55	\$17.95	\$23.92	\$29.55	\$26,207	\$30,256	\$37,337	\$49,745	\$61,456
29-9011	Occupational Health and Safety Specialists	940	6.14	\$35.07	\$72,943	1.76	\$20.27	\$26.17	\$34.98	\$43.01	\$50.20	\$42,153	\$54,433	\$72,764	\$89,458	\$104,414
29-9012	Occupational Health and Safety Technicians	110	12.13	\$27.01	\$56,186	2.24	\$19.10	\$22.25	\$25.68	\$29.69	\$39.50	\$39,731	\$46,283	\$53,409	\$61,756	\$82,161
29-9091	Athletic Trainers	180	11.65		\$48,439	5.32						\$28,506	\$33,807	\$41,084	\$54,429	\$72,004
29-9799	Healthcare Practitioners and Technical Workers, All Other*	390	14.98	\$29.15	\$60,639	3.37	\$13.60	\$17.27	\$27.05	\$39.83	\$50.45	\$28,278	\$35,919	\$56,254	\$82,842	\$104,945
31-0000	Healthcare Support Occupations	53,730	2.3	\$14.04	\$29,203	1.24	\$9.02	\$10.67	\$13.26	\$16.57	\$20.05	\$18,756	\$22,198	\$27,590	\$34,469	\$41,704
31-1011	Home Health Aides	13,360	5.82	\$10.86	\$22,596	1.86	\$7.85	\$8.85	\$10.37	\$12.14	\$14.75	\$16,329	\$18,410	\$21,579	\$25,258	\$30,690
31-1012	Nursing Aides, Orderlies, and Attendants*	18,240	3.84	\$13.16	\$27,369	1.12	\$9.84	\$11.02	\$12.94	\$15.05	\$17.38	\$20,475	\$22,929	\$26,924	\$31,302	\$36,148
31-1013	Psychiatric Aides			\$15.63	\$32,505	6.34	\$10.44	\$11.85	\$14.10	\$19.80	\$22.30	\$21,720	\$24,652	\$29,334	\$41,189	\$46,387
31-2011	Occupational Therapy Assistants			\$18.42	\$38,307	3.06	\$10.43	\$12.32	\$18.37	\$23.42	\$27.80	\$21,694	\$25,623	\$38,212	\$48,724	\$57,816
31-2012	Occupational Therapy Aides			\$17.70	\$36,820	7.25	\$12.09	\$13.84	\$16.79	\$21.31	\$25.66	\$25,144	\$28,778	\$34,920	\$44,325	\$53,381
31-2021	Physical Therapist Assistants	590	8.26	\$20.27	\$42,168	1.92	\$13.87	\$16.59	\$20.23	\$24.04	\$27.73	\$28,850	\$34,506	\$42,076	\$49,998	\$57,677
31-2022	Physical Therapist Aides	590	27.23	\$13.57	\$28,221	3.63	\$9.70	\$11.39	\$13.19	\$15.18	\$18.28	\$20,182	\$23,699	\$27,432	\$31,569	\$38,015
31-9011	Massage Therapists	1,810	12.07	\$20.44	\$42,518	5.87	\$8.65	\$10.97	\$17.33	\$28.78	\$35.96	\$17,992	\$22,808	\$36,054	\$59,870	\$74,792
31-9091	Dental Assistants	6,020	7.72	\$18.34	\$38,145	3.41	\$13.07	\$15.49	\$18.14	\$21.36	\$24.69	\$27,180	\$32,226	\$37,732	\$44,419	\$51,363
31-9092	Medical Assistants	6,780	3.77	\$15.66	\$32,568	1.64	\$11.05	\$12.91	\$15.25	\$17.75	\$21.01	\$22,975	\$26,856	\$31,712	\$36,925	\$43,691
31-9093	Medical Equipment Preparers	600	4.95	\$15.37	\$31,965	1.23	\$10.95	\$12.66	\$14.83	\$17.47	\$20.05	\$22,773	\$26,338	\$30,844	\$36,341	\$41,694
31-9094	Medical Transcriptionists	1,230	12.51	\$16.50	\$34,318	1.95	\$9.81	\$13.08	\$16.64	\$19.98	\$22.65	\$20,412	\$27,215	\$34,605	\$41,551	\$47,113
31-9095	Pharmacy Aides	280	29.07	\$14.28	\$29,713	3.3	\$9.28	\$11.62	\$14.27	\$17.57	\$19.18	\$19,311	\$24,173	\$29,676	\$36,546	\$39,894
31-9096	Veterinary Assistants and Laboratory Animal Caretakers	660	37.24	\$10.16	\$21,140	3.51	\$7.72	\$8.55	\$9.98	\$11.34	\$13.45	\$16,060	\$17,786	\$20,761	\$23,587	\$27,971
31-9799	Healthcare Support Workers, All Other*	3,090	8.54	\$15.18	\$31,579	1.09	\$11.07	\$12.62	\$14.54	\$17.20	\$20.25	\$23,020	\$26,245	\$30,233	\$35,771	\$42,116
33-0000	Protective Service Occupations	52,660	1.96	\$20.88	\$43,440	1.65	\$9.11	\$12.20	\$19.07	\$28.22	\$35.54	\$18,939	\$25,370	\$39,665	\$58,702	\$73,924
33-1011	First-Line Supervisors of Correctional Officers	640	2.76	\$31.06	\$64,608	1.55	\$23.32	\$28.07	\$31.60	\$34.76	\$37.96	\$48,499	\$58,384	\$65,730	\$72,304	\$78,952
33-1012	First-Line Supervisors of Police and Detectives	1,270	1.24	\$42.30	\$87,985	1.03	\$31.03	\$37.06	\$41.19	\$47.85	\$55.30	\$64,533	\$77,086	\$85,671	\$99,519	\$115,031
33-1021	First-Line Supervisors of Fire Fighting and Prevention Workers	830	5.73	\$36.51	\$75,943	1.98	\$24.93	\$29.16	\$38.09	\$43.04	\$47.17	\$51,854	\$60,655	\$79,224	\$89,527	\$98,106
33-1099	First-Line Supervisors of Protective Service Workers, All Other	1,020	8.07	\$24.49	\$50,935	3.36	\$13.86	\$17.21	\$22.37	\$28.92	\$39.75	\$28,820	\$35,791	\$46,540	\$60,151	\$82,673
33-2011	Firefighters	4,720	3.99	\$24.61	\$51,195	1.93	\$13.46	\$18.96	\$24.11	\$31.41	\$35.78	\$28,005	\$39,433	\$50,151	\$65,329	\$74,426
33-2021	Fire Inspectors and Investigators	100	8.06	\$30.22	\$62,862	1.89	\$20.62	\$24.46	\$29.36	\$35.90	\$42.31	\$42,899	\$50,886	\$61,075	\$74,666	\$87,995
33-2022	Forest Fire Inspectors and Prevention Specialists	30	9.31	\$28.21	\$58,668	3.27	\$16.67	\$24.02	\$27.86	\$34.02	\$41.16	\$34,678	\$49,957	\$57,945	\$70,771	\$85,616
33-3011	Bailiffs	60	1.53	\$19.53	\$40,630	1.98	\$14.97	\$16.14	\$18.10	\$23.04	\$27.03	\$31,133	\$33,567	\$37,645	\$47,927	\$56,223
33-3012	Correctional Officers and Jailers	7,630	2.45	\$21.55	\$44,824	2.04	\$14.38	\$18.96	\$19.86	\$25.51	\$29.56	\$29,912	\$39,431	\$41,304	\$53,071	\$61,478
33-3021	Detectives and Criminal Investigators	1,710	4.36	\$37.10	\$77,169	2.42	\$20.65	\$28.81	\$36.44	\$43.79	\$58.05	\$42,951	\$59,932	\$75,805	\$91,075	\$120,744
33-3041	Parking Enforcement Workers			\$18.04	\$37,523	2.2	\$14.15	\$15.99	\$17.79	\$20.36	\$22.86	\$29,435	\$33,257	\$37,012	\$42,353	\$47,553
33-3051	Police and Sheriff's Patrol Officers	9,590	2.08	\$29.16	\$60,662	1.06	\$19.73	\$24.54	\$30.07	\$34.33	\$37.84	\$41,038	\$51,047	\$62,539	\$71,400	\$78,698
33-9011	Animal Control Workers	240	3.89	\$18.56	\$38,601	2.52	\$12.05	\$14.68	\$18.80	\$22.60	\$25.92	\$25,065	\$30,529	\$39,099	\$47,012	\$53,917
33-9021	Private Detectives and Investigators			\$23.57	\$49,022	5.46	\$13.82	\$16.98	\$21.95	\$28.97	\$37.09	\$28,736	\$35,317	\$45,650	\$60,262	\$77,149
33-9031	Gaming Surveillance Officers and Gaming Investigators	150	14	\$15.54	\$32,320	1.61	\$11.22	\$13.08	\$15.13	\$17.72	\$20.68	\$23,345	\$27,208	\$31,474	\$36,866	\$43,023

Occupational Code	Occupational Title	Employment Estimate	Employment Percentage Relative Standard Error	Average Hourly Wage	Average Annual Wage	Wage Percentage Relative Standard Error	10th Percentile (Hourly)	25th Percentile (Hourly)	50th Percentile (Hourly)	75th Percentile (Hourly)	90th Percentile (Hourly)	10th Percentile (Annual)	25th Percentile (Annual)	50th Percentile (Annual)	75th Percentile (Annual)	90th Percentile (Annual)
33-9032	Security Guards	15,050	5.2	\$13.89	\$28,891	3.09	\$8.08	\$9.95	\$12.79	\$16.66	\$21.16	\$16,807	\$20,704	\$26,598	\$34,655	\$44,010
33-9091	Crossing Guards	860	14.33	\$13.60	\$28,289	2.47	\$9.46	\$10.88	\$12.88	\$14.62	\$19.26	\$19,682	\$22,623	\$26,795	\$30,408	\$40,062
33-9092	Lifeguards, Ski Patrol, and Other Recreational Protective Service Workers	4,570	5.47	\$9.88	\$20,547	1.36	\$7.78	\$8.37	\$9.36	\$10.88	\$12.74	\$16,184	\$17,414	\$19,479	\$22,631	\$26,507
33-9093	Transportation Security Screeners*	940	1.03	\$18.63	\$38,743	2.36	\$16.08	\$17.27	\$18.14	\$20.10	\$21.92	\$33,452	\$35,913	\$37,729	\$41,811	\$45,604
33-9099	Protective Service Workers, All Other*	2,940	1.4	\$15.05	\$31,313	1.58	\$9.23	\$10.74	\$13.60	\$17.66	\$24.33	\$19,204	\$22,346	\$28,286	\$36,735	\$50,615
35-0000	Food Preparation and Serving Related Occupations	202,670	1	\$10.63	\$22,101	1.1	\$7.61	\$8.10	\$9.08	\$11.61	\$15.89	\$15,837	\$16,843	\$18,890	\$24,144	\$33,044
35-1011	Chefs and Head Cooks	1,940	10.37	\$22.70	\$47,220	2.93	\$13.87	\$16.77	\$21.46	\$27.16	\$33.66	\$28,840	\$34,878	\$44,629	\$56,483	\$70,018
35-1012	First-Line Supervisors of Food Preparation and Serving Workers	14,010	4.5	\$16.51	\$34,342	1.69	\$10.12	\$12.25	\$15.69	\$19.85	\$24.52	\$21,050	\$25,475	\$32,635	\$41,298	\$51,011
35-2011	Cooks, Fast Food	3,770	23.97	\$8.97	\$18,648	2.18	\$7.74	\$8.13	\$8.76	\$9.40	\$10.74	\$16,091	\$16,919	\$18,225	\$19,546	\$22,341
35-2012	Cooks, Institution and Cafeteria	5,690	4	\$13.90	\$28,915	2.65	\$8.79	\$10.46	\$12.98	\$16.42	\$21.17	\$18,290	\$21,766	\$27,003	\$34,143	\$44,034
35-2014	Cooks, Restaurant	21,510	3.85	\$11.15	\$23,186	1.73	\$8.02	\$9.11	\$10.91	\$12.96	\$14.53	\$16,683	\$18,952	\$22,691	\$26,957	\$30,220
35-2015	Cooks, Short Order	1,880	27.25	\$10.34	\$21,514	5.14	\$7.55	\$7.83	\$9.72	\$12.27	\$14.30	\$15,712	\$16,280	\$20,212	\$25,523	\$29,753
35-2019	Cooks, All Other	150	13.53	\$13.51	\$28,107	3.25	\$9.84	\$11.06	\$13.31	\$15.28	\$18.15	\$20,470	\$22,996	\$27,693	\$31,777	\$37,759
35-2021	Food Preparation Workers	11,160	9.08	\$10.35	\$21,531	1.54	\$7.80	\$8.53	\$9.88	\$11.68	\$13.97	\$16,214	\$17,733	\$20,550	\$24,292	\$29,067
35-3011	Bartenders	10,010	6.87	\$9.76	\$20,299	2.49	\$7.53	\$7.80	\$8.60	\$9.59	\$14.27	\$15,660	\$16,226	\$17,892	\$19,940	\$29,683
35-3021	Combined Food Preparation and Serving Workers, Including Fast Food			\$9.15	\$19,039	1.23	\$7.57	\$7.94	\$8.68	\$9.58	\$11.53	\$15,755	\$16,509	\$18,064	\$19,917	\$23,976
35-3022	Counter Attendants, Cafeteria, Food Concession, and Coffee Shop	6,130	17.1	\$8.87	\$18,456	1.78	\$7.59	\$7.98	\$8.66	\$9.38	\$11.10	\$15,790	\$16,606	\$18,013	\$19,503	\$23,098
35-3031	Waiters and Waitresses	41,920	3.29	\$10.88	\$22,631	3.5	\$7.53	\$7.80	\$8.67	\$11.67	\$18.05	\$15,657	\$16,220	\$18,043	\$24,274	\$37,539
35-3041	Food Servers, Nonrestaurant	4,500	8.03	\$10.40	\$21,629	1.45	\$7.64	\$8.25	\$9.64	\$12.23	\$14.56	\$15,889	\$17,159	\$20,052	\$25,436	\$30,280
35-9011	Dining Room and Cafeteria Attendants and Bartender Helpers	7,150	11.46	\$9.33	\$19,399	2.16	\$7.56	\$7.89	\$8.69	\$9.90	\$12.65	\$15,720	\$16,413	\$18,081	\$20,601	\$26,305
35-9021	Dishwashers	9,490	7.02	\$8.93	\$18,581	1.14	\$7.60	\$7.99	\$8.76	\$9.70	\$11.09	\$15,804	\$16,622	\$18,215	\$20,170	\$23,068
35-9031	Hosts and Hostesses, Restaurant, Lounge, and Coffee Shop	7,730	6.4	\$9.33	\$19,401	1.44	\$7.61	\$8.04	\$8.90	\$10.18	\$11.68	\$15,825	\$16,730	\$18,508	\$21,181	\$24,294
35-9099	Food Preparation and Serving Related Workers, All Other	380	30.56	\$10.97	\$22,821	3.53	\$8.00	\$8.98	\$10.19	\$11.30	\$13.98	\$16,647	\$18,687	\$21,196	\$23,505	\$29,077
37-0000	Building and Grounds Cleaning and Maintenance Occupations	74,070	2.18	\$12.12	\$25,200	0.92	\$7.93	\$8.94	\$11.00	\$14.05	\$17.98	\$16,504	\$18,589	\$22,879	\$29,217	\$37,409
37-1011	First-Line Supervisors of Housekeeping and Janitorial Workers	2,640	5.47	\$18.74	\$38,979	2.06	\$11.65	\$14.00	\$17.36	\$22.25	\$28.25	\$24,237	\$29,118	\$36,114	\$46,283	\$58,763
37-1012	First-Line Supervisors of Landscaping, Lawn Service, and Groundskeeping Workers	1,630	6.35	\$22.80	\$47,429	1.87	\$13.87	\$16.71	\$21.12	\$28.03	\$35.14	\$28,854	\$34,756	\$43,938	\$58,310	\$73,098
37-2011	Janitors and Cleaners, Except Maids and Housekeeping Cleaners	34,560	3.77	\$11.22	\$23,348	1.34	\$7.86	\$8.69	\$10.45	\$13.15	\$15.88	\$16,354	\$18,074	\$21,740	\$27,360	\$33,033
37-2012	Maids and Housekeeping Cleaners	14,320	5	\$10.21	\$21,236	1.47	\$7.67	\$8.30	\$9.51	\$11.48	\$14.05	\$15,950	\$17,272	\$19,784	\$23,886	\$29,221
37-2019	Building Cleaning Workers, All Other			\$10.99	\$22,868	5.78	\$8.20	\$9.13	\$10.50	\$12.15	\$15.65	\$17,063	\$18,997	\$21,840	\$25,272	\$32,549
37-2021	Pest Control Workers	670	21.24	\$17.68	\$36,780	7.85	\$9.93	\$12.43	\$16.92	\$20.60	\$28.89	\$20,645	\$25,852	\$35,188	\$42,850	\$60,083
37-3011	Landscaping and Groundskeeping Workers	19,530	2.83	\$12.99	\$27,010	1.13	\$8.49	\$9.98	\$12.06	\$15.24	\$19.02	\$17,652	\$20,762	\$25,078	\$31,693	\$39,569
37-3012	Pesticide Handlers, Sprayers, and Applicators, Vegetation	390	36.3	\$16.45	\$34,218	2.46	\$12.60	\$13.70	\$15.59	\$18.69	\$22.10	\$26,207	\$28,496	\$32,436	\$38,874	\$45,968

Occupational Code	Occupational Title	Employment Estimate	Employment Percentage Relative Standard Error	Average Hourly Wage	Average Annual Wage	Wage Percentage Relative Standard Error	10th Percentile (Hourly)	25th Percentile (Hourly)	50th Percentile (Hourly)	75th Percentile (Hourly)	90th Percentile (Hourly)	10th Percentile (Annual)	25th Percentile (Annual)	50th Percentile (Annual)	75th Percentile (Annual)	90th Percentile (Annual)
37-3013	Tree Trimmers and Pruners	70	29.06	\$15.28	\$31,783	3.31	\$11.37	\$13.04	\$14.82	\$16.81	\$20.99	\$23,652	\$27,127	\$30,827	\$34,955	\$43,653
37-3019	Grounds Maintenance Workers, All Other	180	21.65	\$15.37	\$31,962	4.66	\$9.52	\$10.71	\$14.27	\$19.20	\$25.69	\$19,797	\$22,285	\$29,672	\$39,944	\$53,434
39-0000	Personal Care and Service Occupations	56,220	2.61	\$12.61	\$26,230	1.24	\$7.75	\$8.64	\$10.66	\$14.42	\$20.61	\$16,128	\$17,972	\$22,166	\$29,990	\$42,877
39-1011	Gaming Supervisors	200	15.36	\$21.87	\$45,493	2.22	\$16.79	\$18.79	\$20.90	\$24.23	\$29.27	\$34,916	\$39,090	\$43,476	\$50,396	\$60,882
39-1012	Slot Supervisors	260	34.72	\$14.91	\$31,017	2.13	\$8.15	\$10.45	\$15.17	\$18.48	\$21.75	\$16,958	\$21,745	\$31,560	\$38,440	\$45,231
39-1021	First-Line Supervisors of Personal Service Workers	2,260	6.46	\$18.82	\$39,141	2.31	\$10.66	\$12.71	\$16.92	\$23.28	\$31.15	\$22,162	\$26,446	\$35,200	\$48,419	\$64,789
39-2011	Animal Trainers	260	42.97	\$12.37	\$25,732	6.49	\$8.24	\$9.94	\$12.62	\$13.93	\$14.72	\$17,146	\$20,681	\$26,240	\$28,980	\$30,624
39-2021	Nonfarm Animal Caretakers	2,550	8.16	\$10.47	\$21,769	1.96	\$7.77	\$8.36	\$9.36	\$11.16	\$14.92	\$16,151	\$17,393	\$19,470	\$23,216	\$31,037
39-3011	Gaming Dealers	1,280	13.68	\$9.89	\$20,564	4.21	\$7.50	\$7.75	\$8.49	\$9.46	\$16.44	\$15,604	\$16,116	\$17,659	\$19,667	\$34,202
39-3019	Gaming Service Workers, All Other	20	49.82	\$11.16	\$23,216	10.72	\$7.88	\$8.64	\$10.16	\$13.30	\$16.87	\$16,393	\$17,963	\$21,142	\$27,672	\$35,091
39-3021	Motion Picture Projectionists	170	17.6	\$11.42	\$23,760	5.18	\$7.87	\$9.08	\$10.89	\$12.86	\$14.57	\$16,360	\$18,896	\$22,643	\$26,750	\$30,296
39-3031	Ushers, Lobby Attendants, and Ticket Takers	1,660	16.28	\$9.25	\$19,230	3.63	\$7.56	\$7.95	\$8.84	\$10.51	\$11.86	\$15,726	\$16,539	\$18,395	\$21,869	\$24,674
39-3091	Amusement and Recreation Attendants	4,550	7.17	\$9.70	\$20,177	1.74	\$7.55	\$7.87	\$9.08	\$10.76	\$12.93	\$15,701	\$16,372	\$18,895	\$22,384	\$26,897
39-3092	Costume Attendants	10	49.77	\$11.05	\$22,975	11.2	\$8.10	\$8.60	\$9.44	\$13.41	\$17.21	\$16,854	\$17,897	\$19,635	\$27,883	\$35,806
39-3093	Locker Room, Coatroom, and Dressing Room Attendants			\$10.00	\$20,795	10.13	\$7.57	\$8.02	\$8.76	\$11.44	\$16.27	\$15,745	\$16,680	\$18,217	\$23,795	\$33,833
39-3099	Entertainment Attendants and Related Workers, All Other	820	3.4	\$9.35	\$19,450	1.39	\$7.55	\$7.87	\$8.82	\$10.20	\$12.19	\$15,714	\$16,366	\$18,339	\$21,210	\$25,352
39-4011	Embalmers	100	49.58	\$17.31	\$35,997	11.88	\$10.48	\$11.55	\$18.77	\$21.41	\$24.01	\$21,790	\$24,021	\$39,039	\$44,525	\$49,942
39-4021	Funeral Attendants	390	30.3	\$13.10	\$27,239	3.84	\$8.42	\$10.23	\$12.74	\$14.53	\$18.06	\$17,518	\$21,270	\$26,504	\$30,224	\$37,572
39-4831	Funeral Service Managers, Directors, Morticians, and Undertakers	180	16.14	\$24.52	\$50,995	6.5	\$12.77	\$16.59	\$23.33	\$33.09	\$36.65	\$26,559	\$34,515	\$48,516	\$68,827	\$76,224
39-5012	Hairdressers, Hairstylists, and Cosmetologists	6,120	8.21	\$13.18	\$27,421	4.28	\$7.78	\$8.86	\$11.67	\$14.92	\$21.44	\$16,172	\$18,436	\$24,280	\$31,039	\$44,589
39-5092	Manicurists and Pedicurists	550	22.63	\$11.52	\$23,967	6.72	\$7.64	\$8.20	\$9.60	\$13.53	\$19.69	\$15,889	\$17,056	\$19,977	\$28,143	\$40,950
39-5094	Skincare Specialists	910	21.25	\$18.44	\$38,365	7.77	\$9.13	\$12.96	\$17.58	\$20.90	\$29.72	\$18,994	\$26,962	\$36,566	\$43,475	\$61,826
39-6011	Baggage Porters and Bellhops	710	7.52	\$9.99	\$20,771	2.81	\$7.57	\$8.01	\$9.11	\$11.10	\$14.13	\$15,755	\$16,657	\$18,953	\$23,078	\$29,390
39-6012	Concierges	590	13.32	\$13.02	\$27,076	2.75	\$8.71	\$10.49	\$12.82	\$14.80	\$17.62	\$18,114	\$21,812	\$26,658	\$30,779	\$36,657
39-7011	Tour Guides and Escorts	560	19.88	\$12.36	\$25,713	3.04	\$8.06	\$9.79	\$12.13	\$14.18	\$16.71	\$16,758	\$20,362	\$25,229	\$29,499	\$34,767
39-7012	Travel Guides			\$15.72	\$32,687	7.76	\$10.69	\$12.58	\$15.61	\$18.21	\$21.39	\$22,235	\$26,170	\$32,459	\$37,883	\$44,500
39-9011	Childcare Workers	9,250	6.63	\$11.31	\$23,516	2.94	\$7.70	\$8.54	\$10.21	\$13.03	\$16.46	\$16,020	\$17,756	\$21,234	\$27,099	\$34,229
39-9021	Personal Care Aides	10,130	8.89	\$10.38	\$21,590	2.43	\$7.84	\$8.48	\$9.63	\$11.46	\$14.39	\$16,313	\$17,646	\$20,036	\$23,842	\$29,940
39-9031	Fitness Trainers and Aerobics Instructors	5,870	5.95	\$19.45	\$40,466	2.56	\$9.33	\$13.16	\$17.59	\$24.35	\$32.24	\$19,405	\$27,373	\$36,595	\$50,658	\$67,062
39-9032	Recreation Workers	5,030	6.35	\$12.97	\$26,970	1.9	\$7.94	\$9.21	\$11.24	\$15.24	\$20.58	\$16,512	\$19,150	\$23,383	\$31,705	\$42,801
39-9041	Residential Advisors			\$14.98	\$31,157	3.63	\$9.91	\$12.03	\$14.11	\$17.22	\$22.03	\$20,604	\$25,014	\$29,351	\$35,815	\$45,831
39-9099	Personal Care and Service Workers, All Other	540	32.83	\$11.51	\$23,937	7.75	\$7.52	\$7.72	\$10.28	\$13.51	\$17.98	\$15,634	\$16,066	\$21,379	\$28,105	\$37,404
41-0000	Sales and Related Occupations	241,880	1.19	\$19.12	\$39,778	1.02	\$8.11	\$9.45	\$13.64	\$22.68	\$37.07	\$16,872	\$19,651	\$28,368	\$47,181	\$77,110
41-1011	First-Line Supervisors of Retail Sales Workers	16,690	3.01	\$20.10	\$41,810	1.47	\$11.13	\$13.86	\$17.89	\$22.91	\$31.75	\$23,147	\$28,828	\$37,217	\$47,659	\$66,042
41-1012	First-Line Supervisors of Non-Retail Sales Workers	4,180	4.77	\$34.63	\$72,034	1.84	\$16.87	\$23.14	\$31.27	\$42.09	\$56.62	\$35,081	\$48,124	\$65,034	\$87,545	\$117,763
41-2011	Cashiers	44,450	3.16	\$9.97	\$20,732	0.76	\$7.63	\$8.20	\$9.18	\$11.07	\$13.87	\$15,862	\$17,052	\$19,091	\$23,016	\$28,840
41-2012	Gaming Change Persons and Booth Cashiers	470	15.8	\$14.61	\$30,383	3.16	\$10.31	\$11.96	\$14.59	\$17.15	\$19.33	\$21,453	\$24,869	\$30,347	\$35,666	\$40,213
41-2021	Counter and Rental Clerks	10,960	6.13	\$12.53	\$26,069	1.85	\$7.86	\$8.80	\$10.85	\$14.58	\$20.09	\$16,354	\$18,307	\$22,570	\$30,333	\$41,795

Occupational Code	Occupational Title	Employment Estimate	Employment Percentage Relative Standard Error	Average Hourly Wage	Average Annual Wage	Wage Percentage Relative Standard Error	10th Percentile (Hourly)	25th Percentile (Hourly)	50th Percentile (Hourly)	75th Percentile (Hourly)	90th Percentile (Hourly)	10th Percentile (Annual)	25th Percentile (Annual)	50th Percentile (Annual)	75th Percentile (Annual)	90th Percentile (Annual)
41-2022	Parts Salespersons	2,840	8.25	\$16.76	\$34,855	2.9	\$9.02	\$11.77	\$15.11	\$20.02	\$26.01	\$18,755	\$24,482	\$31,425	\$41,642	\$54,105
41-2031	Retail Salespersons	73,190	2.02	\$13.16	\$27,380	1.35	\$7.93	\$8.87	\$10.91	\$14.67	\$21.06	\$16,490	\$18,446	\$22,698	\$30,510	\$43,808
41-3011	Advertising Sales Agents	2,440	10.38	\$24.49	\$50,948	5.07	\$10.61	\$15.13	\$18.61	\$28.50	\$40.67	\$22,075	\$31,463	\$38,711	\$59,273	\$84,588
41-3021	Insurance Sales Agents	6,750	8.55	\$30.67	\$63,785	5.14	\$14.87	\$18.62	\$26.04	\$35.75	\$49.12	\$30,934	\$38,725	\$54,165	\$74,367	\$102,175
41-3031	Securities, Commodities, and Financial Services Sales Agents	6,360	6.19	\$32.82	\$68,257	5.26	\$14.75	\$17.20	\$22.40	\$38.33	\$59.63	\$30,675	\$35,770	\$46,595	\$79,726	\$124,036
41-3041	Travel Agents	1,270	7.88	\$15.77	\$32,804	3.41	\$10.25	\$12.24	\$15.14	\$18.26	\$21.74	\$21,328	\$25,455	\$31,490	\$37,988	\$45,229
41-3099	Sales Representatives, Services, All Other	12,690	5.17	\$31.61	\$65,746	2.9	\$13.79	\$18.43	\$26.91	\$39.58	\$55.18	\$28,693	\$38,341	\$55,979	\$82,316	\$114,781
41-4011	Sales Representatives, Wholesale and Manufacturing, Technical and Scientific Products	7,830	9.45	\$38.87	\$80,857	4.17	\$16.82	\$23.87	\$33.89	\$49.90	\$67.11	\$34,975	\$49,660	\$70,495	\$103,798	\$139,584
41-4012	Sales Representatives, Wholesale and Manufacturing, Except Technical and Scientific Products	31,980	3.06	\$30.28	\$62,982	2.11	\$12.74	\$17.49	\$25.32	\$36.80	\$53.15	\$26,502	\$36,375	\$52,672	\$76,545	\$110,543
41-9011	Demonstrators and Product Promoters	1,160	22.91	\$12.85	\$26,733	10.86	\$9.35	\$10.04	\$11.11	\$13.45	\$20.89	\$19,439	\$20,877	\$23,114	\$27,985	\$43,451
41-9021	Real Estate Brokers	1,140	18.73	\$26.41	\$54,934	18.68	\$7.67	\$13.20	\$18.71	\$28.18	\$51.23	\$15,951	\$27,447	\$38,925	\$58,611	\$106,556
41-9022	Real Estate Sales Agents	3,490	8.69	\$26.65	\$55,435	6.71	\$9.06	\$13.59	\$22.10	\$34.98	\$46.40	\$18,848	\$28,258	\$45,968	\$72,751	\$96,509
41-9031	Sales Engineers	1,590	14.52	\$43.73	\$90,950	2.21	\$28.80	\$34.99	\$42.40	\$50.63	\$61.58	\$59,907	\$72,774	\$88,202	\$105,310	\$128,080
41-9041	Telemarketers	8,810	14.98	\$12.13	\$25,237	3.93	\$7.64	\$8.84	\$11.47	\$14.14	\$16.94	\$15,881	\$18,387	\$23,848	\$29,405	\$35,245
41-9091	Door-to-Door Sales Workers, News and Street Vendors, and Related Workers	130	46.69	\$16.69	\$34,709	4.88	\$9.19	\$12.20	\$16.85	\$18.62	\$20.12	\$19,113	\$25,386	\$35,039	\$38,733	\$41,840
41-9799	Sales and Related Workers, All Other*	3,440	15.56	\$17.65	\$36,711	5.29	\$8.00	\$10.54	\$15.16	\$22.17	\$29.27	\$16,638	\$21,932	\$31,539	\$46,104	\$60,874
43-0000	Office and Administrative Support Occupations	350,850	0.92	\$16.89	\$35,135	0.37	\$9.52	\$12.15	\$15.84	\$20.56	\$25.76	\$19,808	\$25,280	\$32,956	\$42,768	\$53,588
43-1011	First-Line Supervisors of Office and Administrative Support Workers	18,470	2.1	\$25.52	\$53,082	0.76	\$14.27	\$18.61	\$24.33	\$31.24	\$38.62	\$29,685	\$38,710	\$50,605	\$64,983	\$80,319
43-2011	Switchboard Operators, Including Answering Service	1,840	12.3	\$14.25	\$29,649	2.66	\$9.53	\$10.86	\$13.32	\$16.51	\$20.99	\$19,830	\$22,594	\$27,697	\$34,350	\$43,658
43-3011	Bill and Account Collectors	6,210	7.12	\$15.95	\$33,185	3.02	\$9.66	\$12.40	\$15.74	\$18.86	\$22.65	\$20,085	\$25,795	\$32,742	\$39,234	\$47,109
43-3021	Billing and Posting Clerks	5,590	6.22	\$16.83	\$35,007	1.21	\$11.93	\$14.16	\$16.52	\$19.03	\$22.82	\$24,820	\$29,446	\$34,354	\$39,573	\$47,460
43-3031	Bookkeeping, Accounting, and Auditing Clerks	31,420	2.74	\$16.93	\$35,209	0.8	\$9.20	\$12.65	\$16.42	\$20.50	\$25.31	\$19,145	\$26,308	\$34,153	\$42,641	\$52,654
43-3041	Gaming Cage Workers	320	19.41	\$13.72	\$28,546	2.63	\$10.25	\$11.52	\$13.21	\$15.75	\$18.37	\$21,319	\$23,969	\$27,486	\$32,761	\$38,208
43-3051	Payroll and Timekeeping Clerks	2,630	7.92	\$18.45	\$38,372	1.73	\$12.24	\$14.81	\$18.39	\$22.08	\$25.31	\$25,453	\$30,811	\$38,257	\$45,932	\$52,645
43-3061	Procurement Clerks	1,130	4.21	\$20.78	\$43,221	2.32	\$13.47	\$17.06	\$20.73	\$24.65	\$28.21	\$28,020	\$35,494	\$43,121	\$51,277	\$58,667
43-3071	Tellers	8,600	4.18	\$12.56	\$26,121	1.08	\$9.95	\$10.73	\$12.15	\$14.06	\$16.03	\$20,689	\$22,325	\$25,272	\$29,250	\$33,340
43-4011	Brokerage Clerks	860	19.12	\$22.22	\$46,216	3.22	\$13.45	\$16.62	\$21.43	\$26.63	\$31.91	\$27,969	\$34,572	\$44,570	\$55,388	\$66,378
43-4021	Correspondence Clerks	200	22.59	\$19.56	\$40,676	3.32	\$13.61	\$16.15	\$19.32	\$23.30	\$26.27	\$28,312	\$33,590	\$40,180	\$48,454	\$54,634
43-4031	Court, Municipal, and License Clerks	4,470	1.59	\$18.21	\$37,867	0.85	\$10.83	\$14.51	\$17.44	\$21.63	\$26.25	\$22,531	\$30,183	\$36,268	\$44,993	\$54,604
43-4041	Credit Authorizers, Checkers, and Clerks	640	17.43	\$18.95	\$39,407	3.21	\$11.44	\$13.85	\$19.20	\$23.95	\$27.25	\$23,788	\$28,810	\$39,938	\$49,817	\$56,684
43-4051	Customer Service Representatives	40,590	4.13	\$16.18	\$33,653	1.22	\$10.05	\$12.23	\$15.06	\$19.16	\$23.76	\$20,902	\$25,436	\$31,330	\$39,847	\$49,413
43-4061	Eligibility Interviewers, Government Programs	2,390	2.72	\$20.53	\$42,707	1.5	\$14.69	\$17.05	\$19.69	\$23.82	\$27.74	\$30,566	\$35,473	\$40,951	\$49,551	\$57,705
43-4071	File Clerks	2,230	5.38	\$14.49	\$30,148	1.32	\$9.62	\$11.42	\$13.99	\$17.04	\$20.29	\$20,008	\$23,749	\$29,102	\$35,451	\$42,197
43-4081	Hotel, Motel, and Resort Desk Clerks	4,850	5.36	\$10.66	\$22,176	2.19	\$7.80	\$8.51	\$9.95	\$12.23	\$14.37	\$16,229	\$17,705	\$20,702	\$25,442	\$29,890
43-4111	Interviewers, Except Eligibility and Loan	3,050	4.33	\$16.10	\$33,490	2.24	\$9.71	\$12.66	\$15.60	\$19.19	\$23.11	\$20,205	\$26,335	\$32,441	\$39,923	\$48,062
43-4121	Library Assistants, Clerical	1,150	6.93	\$12.68	\$26,374	2.62	\$8.31	\$9.65	\$11.79	\$15.61	\$18.03	\$17,288	\$20,071	\$24,526	\$32,479	\$37,504

Occupational Code	Occupational Title	Employment Estimate	Employment Percentage Relative Standard Error	Average Hourly Wage	Average Annual Wage	Wage Percentage Relative Standard Error	10th Percentile (Hourly)	25th Percentile (Hourly)	50th Percentile (Hourly)	75th Percentile (Hourly)	90th Percentile (Hourly)	10th Percentile (Annual)	25th Percentile (Annual)	50th Percentile (Annual)	75th Percentile (Annual)	90th Percentile (Annual)
43-4131	Loan Interviewers and Clerks	2,420	18.06	\$17.77	\$36,971	2.43	\$11.78	\$14.17	\$17.15	\$21.02	\$25.05	\$24,512	\$29,463	\$35,677	\$43,728	\$52,110
43-4141	New Accounts Clerks	920	15.31	\$15.05	\$31,308	2.38	\$11.39	\$12.67	\$14.36	\$17.20	\$20.60	\$20,698	\$26,347	\$29,866	\$35,782	\$42,857
43-4151	Order Clerks	2,040	8.64	\$15.76	\$32,783	2.71	\$9.42	\$11.73	\$15.07	\$19.30	\$23.62	\$19,601	\$24,401	\$31,354	\$40,152	\$49,134
43-4161	Human Resources Assistants, Except Payroll and Timekeeping	2,140	2.63	\$19.04	\$39,605	0.94	\$12.88	\$15.81	\$18.86	\$22.08	\$25.77	\$26,789	\$32,891	\$39,236	\$45,921	\$53,603
43-4171	Receptionists and Information Clerks	18,760	3.69	\$13.02	\$27,074	0.97	\$8.23	\$10.03	\$12.73	\$15.58	\$18.21	\$17,123	\$20,870	\$26,471	\$32,405	\$37,875
43-4181	Reservation and Transportation Ticket Agents and Travel Clerks	2,670	4.87	\$14.66	\$30,484	5.03	\$9.90	\$11.02	\$13.35	\$18.57	\$21.57	\$20,585	\$22,913	\$27,761	\$38,625	\$44,855
43-4199	Information and Record Clerks, All Other	6,640	4.36	\$18.38	\$38,234	1.14	\$11.69	\$14.45	\$17.59	\$21.62	\$26.02	\$24,315	\$30,054	\$36,590	\$44,979	\$54,118
43-5011	Cargo and Freight Agents	520	23.96	\$19.31	\$40,162	6.61	\$10.35	\$14.42	\$20.45	\$23.46	\$27.05	\$21,529	\$29,996	\$42,529	\$48,799	\$56,258
43-5021	Couriers and Messengers	1,080	12.65	\$14.90	\$30,997	2.47	\$9.86	\$11.67	\$14.45	\$17.22	\$21.25	\$20,511	\$24,268	\$30,065	\$35,813	\$44,200
43-5031	Police, Fire, and Ambulance Dispatchers	1,460	2.98	\$20.56	\$42,766	0.92	\$14.56	\$17.77	\$20.96	\$23.24	\$27.16	\$30,282	\$36,958	\$43,603	\$48,348	\$56,497
43-5032	Dispatchers, Except Police, Fire, and Ambulance	2,690	8.05	\$19.87	\$41,338	2.48	\$10.87	\$14.48	\$19.34	\$24.31	\$30.79	\$22,619	\$30,118	\$40,233	\$50,560	\$64,047
43-5041	Meter Readers, Utilities	420	10.84	\$21.94	\$45,625	2.47	\$13.85	\$17.35	\$21.82	\$27.04	\$30.59	\$28,811	\$36,085	\$45,396	\$56,246	\$63,633
43-5051	Postal Service Clerks	1,160	0	\$25.19	\$52,396	1.3	\$22.95	\$25.52	\$25.52	\$25.53	\$26.55	\$47,731	\$53,084	\$53,092	\$53,100	\$55,225
43-5052	Postal Service Mail Carriers	4,910	0	\$24.57	\$51,115	1.39	\$18.51	\$23.87	\$26.08	\$26.26	\$26.63	\$38,496	\$49,654	\$54,240	\$54,613	\$55,384
43-5053	Postal Service Mail Sorters, Processors, and Processing Machine Operators	2,790	0	\$23.28	\$48,416	2.66	\$14.42	\$24.11	\$25.52	\$25.53	\$25.53	\$29,993	\$50,153	\$53,082	\$53,094	\$53,101
43-5061	Production, Planning, and Expediting Clerks	3,160	5.06	\$22.69	\$47,202	1.31	\$14.27	\$17.50	\$22.34	\$26.78	\$32.56	\$29,681	\$36,391	\$46,461	\$55,712	\$67,718
43-5071	Shipping, Receiving, and Traffic Clerks	8,520	3.82	\$15.11	\$31,435	0.81	\$9.97	\$11.89	\$14.36	\$17.93	\$21.51	\$20,730	\$24,726	\$29,863	\$37,301	\$44,737
43-5081	Stock Clerks and Order Fillers	28,330	2.54	\$12.44	\$25,875	0.87	\$8.06	\$9.08	\$11.19	\$15.32	\$18.64	\$16,760	\$18,880	\$23,265	\$31,874	\$38,765
43-5111	Weighers, Measurers, Checkers, and Samplers, Recordkeeping	680	13.6	\$15.25	\$31,713	3.1	\$9.36	\$10.68	\$14.63	\$19.05	\$23.32	\$19,478	\$22,217	\$30,425	\$39,632	\$48,498
43-6011	Executive Secretaries and Executive Administrative Assistants	23,110	2.41	\$22.85	\$47,533	0.9	\$15.23	\$17.88	\$21.88	\$27.00	\$32.60	\$31,671	\$37,200	\$45,501	\$56,157	\$67,812
43-6012	Legal Secretaries	3,070	12.79	\$23.97	\$49,867	2.38	\$15.61	\$20.85	\$24.94	\$28.03	\$31.03	\$32,462	\$43,358	\$51,882	\$58,301	\$64,543
43-6013	Medical Secretaries	7,090	6.33	\$15.73	\$32,726	1.49	\$10.82	\$12.95	\$15.30	\$18.28	\$21.70	\$22,499	\$26,943	\$31,829	\$38,028	\$45,146
43-6014	Secretaries and Administrative Assistants, Except Legal, Medical, and Executive	54,600	1.86	\$16.07	\$33,432	0.44	\$10.27	\$12.81	\$15.74	\$19.18	\$22.61	\$21,368	\$26,644	\$32,747	\$39,901	\$47,031
43-9011	Computer Operators	890	12.99	\$18.78	\$39,062	4.15	\$9.81	\$14.62	\$19.46	\$23.13	\$26.37	\$20,398	\$30,418	\$40,482	\$48,112	\$54,841
43-9021	Data Entry Keyers	2,700	9.67	\$14.23	\$29,594	1.63	\$9.18	\$11.27	\$14.02	\$16.80	\$19.72	\$19,086	\$23,446	\$29,165	\$34,947	\$41,023
43-9022	Word Processors and Typists	520	8.27	\$17.66	\$36,724	2.06	\$12.33	\$14.02	\$17.24	\$20.78	\$24.35	\$25,649	\$29,152	\$35,859	\$43,213	\$50,638
43-9041	Insurance Claims and Policy Processing Clerks	2,890	12.32	\$18.59	\$38,674	2.13	\$13.54	\$15.60	\$17.91	\$21.21	\$25.05	\$28,167	\$32,439	\$37,248	\$44,115	\$52,110
43-9051	Mail Clerks and Mail Machine Operators, Except Postal Service	1,550	12.3	\$14.11	\$29,343	2.51	\$8.44	\$10.44	\$14.03	\$17.30	\$20.00	\$17,554	\$21,709	\$29,187	\$35,976	\$41,600
43-9061	Office Clerks, General	22,270	3.29	\$14.23	\$29,606	0.78	\$8.45	\$10.53	\$13.54	\$16.98	\$20.74	\$17,584	\$21,903	\$28,163	\$35,317	\$43,148
43-9071	Office Machine Operators, Except Computer	1,490	14.65	\$14.56	\$30,293	1.81	\$9.77	\$11.68	\$13.72	\$17.03	\$21.41	\$20,325	\$24,293	\$28,542	\$35,433	\$44,523
43-9081	Proofreaders and Copy Markers	110	25.09	\$17.46	\$36,320	4.61	\$11.28	\$13.99	\$18.11	\$21.33	\$22.89	\$23,471	\$29,108	\$37,668	\$44,372	\$47,611
43-9111	Statistical Assistants	40	29.72	\$24.05	\$50,032	2.65	\$20.34	\$22.07	\$24.05	\$25.71	\$28.30	\$42,301	\$45,897	\$50,017	\$53,477	\$58,868
43-9799	Office and Administrative Support Workers, All Other*	1,890	6.39	\$16.63	\$34,592	1.59	\$9.50	\$12.90	\$16.16	\$19.82	\$23.43	\$19,764	\$26,836	\$33,610	\$41,223	\$48,725
45-0000	Farming, Fishing, and Forestry Occupations	3,290	10.39	\$13.20	\$27,461	2.77	\$7.70	\$8.93	\$11.91	\$15.92	\$20.69	\$16,018	\$18,580	\$24,766	\$33,114	\$43,031

Occupational Code	Occupational Title	Employment Estimate	Employment Percentage Relative Standard Error	Average Hourly Wage	Average Annual Wage	Wage Percentage Relative Standard Error	10th Percentile (Hourly)	25th Percentile (Hourly)	50th Percentile (Hourly)	75th Percentile (Hourly)	90th Percentile (Hourly)	10th Percentile (Annual)	25th Percentile (Annual)	50th Percentile (Annual)	75th Percentile (Annual)	90th Percentile (Annual)
45-1011	First-Line Supervisors of Farming, Fishing, and Forestry Workers	120	15.27	\$21.50	\$44,715	6.28	\$13.31	\$15.13	\$17.79	\$25.85	\$36.58	\$27,681	\$31,473	\$37,010	\$53,772	\$76,095
45-2011	Agricultural Inspectors	190	3.07	\$22.24	\$46,255	1.63	\$15.95	\$18.64	\$21.62	\$25.17	\$29.42	\$33,166	\$38,772	\$44,979	\$52,363	\$61,199
45-2041	Graders and Sorters, Agricultural Products	370	46.93	\$9.20	\$19,130	4.86	\$7.54	\$7.87	\$8.46	\$9.06	\$10.74	\$15,687	\$16,367	\$17,601	\$18,838	\$22,338
45-2091	Agricultural Equipment Operators	90	35.98													
45-2092	Farmworkers and Laborers, Crop, Nursery, and Greenhouse	1,490	16.78	\$11.97	\$24,907	3.75	\$7.61	\$8.80	\$11.18	\$13.79	\$17.81	\$15,834	\$18,298	\$23,263	\$28,680	\$37,041
45-2093	Farmworkers, Farm, Ranch, and Aquacultural Animals	710	15.21	\$12.40	\$25,795	2.92	\$7.88	\$9.29	\$12.00	\$14.69	\$17.51	\$16,387	\$19,315	\$24,967	\$30,560	\$36,427
45-2099	Agricultural Workers, All Other	70	47.5	\$14.58	\$30,321	3.19	\$9.75	\$11.03	\$13.77	\$16.75	\$22.26	\$20,279	\$22,935	\$28,633	\$34,840	\$46,299
45-4011	Forest and Conservation Workers	30	15.82	\$19.74	\$41,054	2.79	\$15.42	\$17.93	\$20.20	\$22.12	\$24.22	\$32,080	\$37,295	\$42,011	\$46,019	\$50,370
45-4021	Fallers			\$16.27	\$33,840	5.55	\$12.64	\$13.89	\$16.05	\$18.34	\$19.71	\$26,289	\$28,897	\$33,378	\$38,145	\$41,006
45-4022	Logging Equipment Operators	80	22.91	\$16.82	\$34,984	9.91	\$8.51	\$10.99	\$15.98	\$21.96	\$26.94	\$17,695	\$22,860	\$33,229	\$45,676	\$56,042
47-0000	Construction and Extraction Occupations	108,540	1.72	\$20.50	\$42,634	0.67	\$11.89	\$14.87	\$18.89	\$24.84	\$31.45	\$24,724	\$30,936	\$39,297	\$51,671	\$65,420
47-1011	First-Line Supervisors of Construction Trades and Extraction Workers	10,390	2.92	\$31.30	\$65,108	0.99	\$19.35	\$24.14	\$30.09	\$36.84	\$45.18	\$40,240	\$50,203	\$62,577	\$76,629	\$93,970
47-2011	Boilermakers	80	29.23	\$29.58	\$61,533	3.37	\$22.29	\$26.40	\$30.29	\$33.36	\$35.51	\$46,354	\$54,921	\$63,008	\$69,383	\$73,851
47-2021	Brickmasons and Blockmasons	1,290	11.92	\$21.69	\$45,110	4.01	\$13.37	\$16.93	\$22.21	\$25.95	\$28.81	\$27,805	\$35,221	\$46,189	\$53,969	\$59,935
47-2022	Stonemasons	580	39.78	\$18.27	\$38,008	7.65	\$9.98	\$14.99	\$18.23	\$21.83	\$24.47	\$20,759	\$31,189	\$37,918	\$45,415	\$50,892
47-2031	Carpenters	12,520	5.08	\$20.03	\$41,660	2.13	\$12.00	\$14.66	\$18.98	\$24.29	\$29.13	\$24,952	\$30,488	\$39,479	\$50,532	\$60,585
47-2041	Carpet Installers			\$18.71	\$38,918	7.32	\$11.12	\$13.64	\$15.78	\$24.91	\$29.71	\$23,132	\$28,371	\$32,824	\$51,815	\$61,795
47-2042	Floor Layers, Except Carpet, Wood, and Hard Tiles	230	37.34	\$12.73	\$26,474	8.66	\$8.24	\$9.65	\$12.50	\$15.24	\$18.90	\$17,131	\$20,069	\$25,992	\$31,690	\$39,313
47-2043	Floor Sanders and Finishers	200	47.4	\$16.32	\$33,941	2.42	\$12.34	\$13.58	\$15.58	\$18.82	\$21.83	\$25,659	\$28,239	\$32,398	\$39,154	\$45,416
47-2044	Tile and Marble Setters	600	20.74	\$18.34	\$38,139	6.12	\$10.10	\$13.21	\$17.85	\$23.48	\$26.86	\$21,016	\$27,472	\$37,137	\$48,844	\$55,867
47-2051	Cement Masons and Concrete Finishers	4,470	8.47	\$17.59	\$36,582	2.87	\$11.55	\$13.80	\$16.94	\$20.57	\$25.80	\$24,017	\$28,708	\$35,233	\$42,788	\$53,662
47-2053	Terrazzo Workers and Finishers			\$15.39	\$32,010	10.68	\$10.95	\$13.35	\$14.97	\$17.66	\$19.74	\$22,780	\$27,761	\$31,141	\$36,730	\$41,066
47-2061	Construction Laborers	15,770	4.46	\$14.71	\$30,591	1.12	\$9.14	\$11.96	\$14.51	\$17.21	\$19.69	\$19,016	\$24,868	\$30,175	\$35,790	\$40,946
47-2071	Paving, Surfacing, and Tamping Equipment Operators	1,200	7.17	\$19.14	\$39,805	1.49	\$13.77	\$16.19	\$19.01	\$22.03	\$25.22	\$28,649	\$33,684	\$39,541	\$45,824	\$52,450
47-2072	Pile Driver Operators	20	35.02	\$21.26	\$44,230	7.86	\$12.86	\$14.98	\$17.48	\$29.81	\$34.42	\$26,754	\$31,161	\$36,351	\$61,994	\$71,593
47-2073	Operating Engineers and Other Construction Equipment Operators	7,020	5.17	\$20.68	\$43,006	1.35	\$14.38	\$16.93	\$20.04	\$24.10	\$28.53	\$29,907	\$35,209	\$41,684	\$50,133	\$59,350
47-2081	Drywall and Ceiling Tile Installers	2,800	11.42	\$17.20	\$35,769	2.73	\$10.69	\$14.27	\$17.32	\$19.96	\$23.09	\$22,236	\$29,684	\$36,032	\$41,525	\$48,032
47-2082	Tapers	470	19.19	\$18.89	\$39,281	2.79	\$13.70	\$16.06	\$18.27	\$21.21	\$24.21	\$28,502	\$33,406	\$38,010	\$44,111	\$50,355
47-2111	Electricians	11,720	5.86	\$23.00	\$47,849	2.12	\$13.57	\$17.28	\$22.68	\$28.20	\$33.15	\$28,218	\$35,937	\$47,166	\$58,663	\$68,950
47-2121	Glaziers	1,230	19.14	\$19.70	\$40,976	3.47	\$12.66	\$15.68	\$18.74	\$23.62	\$27.85	\$26,325	\$32,611	\$38,972	\$49,126	\$57,933
47-2131	Insulation Workers, Floor, Ceiling, and Wall	600	25.53	\$16.05	\$33,381	5.19	\$11.71	\$13.09	\$16.36	\$18.43	\$19.93	\$24,367	\$27,219	\$34,039	\$38,327	\$41,447
47-2132	Insulation Workers, Mechanical	390	31.69	\$17.76	\$36,934	3.08	\$12.20	\$13.74	\$16.42	\$20.85	\$26.07	\$25,382	\$28,582	\$34,157	\$43,363	\$54,221
47-2141	Painters, Construction and Maintenance	2,980	12.93	\$18.34	\$38,139	2.78	\$12.06	\$14.65	\$17.89	\$21.36	\$25.05	\$25,086	\$30,463	\$37,221	\$44,425	\$52,100
47-2151	Pipelayers	1,250	21.6	\$16.65	\$34,630	2.91	\$12.14	\$13.43	\$15.85	\$19.22	\$22.68	\$25,249	\$27,942	\$32,965	\$39,984	\$47,169
47-2152	Plumbers, Pipefitters, and Steamfitters	7,220	8.18	\$22.32	\$46,434	1.83	\$13.71	\$17.45	\$21.83	\$26.76	\$31.46	\$28,519	\$36,301	\$45,415	\$55,657	\$65,441
47-2161	Plasterers and Stucco Masons	480	25.09	\$17.69	\$36,787	8.44	\$11.67	\$13.28	\$15.27	\$22.17	\$28.23	\$24,280	\$27,619	\$31,772	\$46,112	\$58,715
47-2171	Reinforcing Iron and Rebar Workers	30	47.23	\$17.51	\$36,424	6.79	\$12.99	\$14.36	\$16.47	\$18.59	\$23.26	\$27,025	\$29,874	\$34,261	\$38,666	\$48,373

Occupational Code	Occupational Title	Employment Estimate	Employment Percentage Relative Standard Error	Average Hourly Wage	Average Annual Wage	Wage Percentage Relative Standard Error	10th Percentile (Hourly)	25th Percentile (Hourly)	50th Percentile (Hourly)	75th Percentile (Hourly)	90th Percentile (Hourly)	10th Percentile (Annual)	25th Percentile (Annual)	50th Percentile (Annual)	75th Percentile (Annual)	90th Percentile (Annual)
47-2181	Roofers	2,770	7.76	\$16.30	\$33,898	2.47	\$11.40	\$13.42	\$15.94	\$18.92	\$22.29	\$23,706	\$27,910	\$33,157	\$39,346	\$46,367
47-2211	Sheet Metal Workers	2,320	16.79	\$20.78	\$43,220	4.26	\$12.00	\$14.64	\$19.65	\$26.66	\$32.78	\$24,960	\$30,455	\$40,880	\$55,459	\$68,189
47-2221	Structural Iron and Steel Workers	1,140	12.67	\$20.55	\$42,747	2.44	\$14.76	\$16.75	\$19.94	\$24.29	\$27.95	\$30,703	\$34,841	\$41,486	\$50,520	\$58,144
47-3011	Helpers--Brickmasons, Blockmasons, Stonemasons, and Tile and Marble Setters	440	15.92	\$14.97	\$31,145	3.44	\$10.89	\$12.87	\$14.92	\$17.19	\$19.22	\$22,644	\$26,762	\$31,031	\$35,764	\$39,974
47-3012	Helpers--Carpenters	310	17.27	\$14.29	\$29,718	4.16	\$10.22	\$11.14	\$13.67	\$17.07	\$19.93	\$21,265	\$23,172	\$28,430	\$35,513	\$41,459
47-3013	Helpers--Electricians	440	39.14	\$13.67	\$28,427	6.92	\$10.01	\$10.87	\$12.38	\$16.29	\$18.13	\$20,818	\$22,616	\$25,743	\$33,893	\$37,700
47-3014	Helpers--Painters, Paperhangers, Plasterers, and Stucco Masons	320	40.49	\$12.51	\$26,016	6.32	\$9.89	\$10.49	\$11.49	\$14.06	\$17.81	\$20,575	\$21,825	\$23,906	\$29,251	\$37,039
47-3015	Helpers--Pipelayers, Plumbers, Pipefitters, and Steamfitters	480	33.31	\$14.77	\$30,726	4.94	\$8.97	\$13.06	\$15.53	\$17.17	\$18.17	\$18,668	\$27,155	\$32,295	\$35,717	\$37,801
47-3016	Helpers--Roofers	230	29.6	\$13.42	\$27,919	5.31	\$9.56	\$11.01	\$12.80	\$15.51	\$18.96	\$19,890	\$22,906	\$26,615	\$32,271	\$39,445
47-3019	Helpers--Construction Trades, All Other	100	23.75	\$15.77	\$32,808	4.53	\$11.50	\$13.01	\$15.86	\$17.96	\$21.40	\$23,919	\$27,068	\$32,986	\$37,362	\$44,518
47-4011	Construction and Building Inspectors	1,970	12.4	\$28.73	\$59,753	2.4	\$19.77	\$23.75	\$27.77	\$32.78	\$38.34	\$41,122	\$49,395	\$57,765	\$68,176	\$79,751
47-4021	Elevator Installers and Repairers	180	13.05	\$27.28	\$56,740	4.22	\$17.06	\$19.92	\$26.84	\$34.45	\$38.96	\$35,493	\$41,438	\$55,822	\$71,656	\$81,036
47-4031	Fence Erectors			\$13.76	\$28,631	4.63	\$9.68	\$11.10	\$13.31	\$15.95	\$18.69	\$20,128	\$23,084	\$27,685	\$33,179	\$38,885
47-4041	Hazardous Materials Removal Workers	1,140	13.65	\$17.84	\$37,112	2	\$13.83	\$16.02	\$17.79	\$19.63	\$22.20	\$28,770	\$33,328	\$37,000	\$40,826	\$46,182
47-4051	Highway Maintenance Workers	2,490	1.96	\$19.73	\$41,048	0.95	\$14.71	\$17.91	\$20.60	\$21.97	\$24.21	\$30,593	\$37,255	\$42,850	\$45,689	\$50,347
47-4061	Rail-Track Laying and Maintenance Equipment Operators	150	31.95	\$21.11	\$43,903	7.14	\$12.08	\$14.81	\$23.25	\$26.12	\$27.84	\$25,134	\$30,801	\$48,366	\$54,324	\$57,918
47-4071	Septic Tank Servicers and Sewer Pipe Cleaners	440	15.07	\$18.58	\$38,637	2.55	\$12.52	\$14.81	\$17.60	\$21.49	\$25.75	\$26,045	\$30,805	\$36,613	\$44,706	\$53,556
47-4799	Construction and Related Workers, All Other*	520	30.23	\$17.86	\$37,149	10.24	\$10.24	\$11.54	\$15.35	\$18.43	\$33.46	\$21,310	\$24,011	\$31,934	\$38,345	\$69,591
47-5011	Derrick Operators, Oil and Gas	270	28.78	\$23.43	\$48,740	4.11	\$15.54	\$18.90	\$23.77	\$28.07	\$31.88	\$32,325	\$39,315	\$49,434	\$58,388	\$66,310
47-5012	Rotary Drill Operators, Oil and Gas	1,330	18.96	\$25.87	\$53,817	3.54	\$16.73	\$20.50	\$24.83	\$30.36	\$35.45	\$34,801	\$42,636	\$51,651	\$63,139	\$73,727
47-5013	Service Unit Operators, Oil, Gas, and Mining	1,050	13.89	\$21.09	\$43,873	2.77	\$13.04	\$15.84	\$19.38	\$25.24	\$31.60	\$27,132	\$32,948	\$40,304	\$52,494	\$65,726
47-5021	Earth Drillers, Except Oil and Gas	360	36.19	\$18.19	\$37,833	3.71	\$12.57	\$15.34	\$17.76	\$21.03	\$23.93	\$26,145	\$31,916	\$36,945	\$43,745	\$49,767
47-5031	Explosives Workers, Ordnance Handling Experts, and Blasters	100	31.97	\$23.63	\$49,159	3.54	\$17.34	\$19.96	\$23.56	\$27.43	\$30.48	\$36,074	\$41,507	\$49,006	\$57,059	\$63,405
47-5041	Continuous Mining Machine Operators	660	6.22	\$28.70	\$59,703	4.99	\$19.37	\$25.73	\$30.75	\$33.38	\$35.01	\$40,289	\$53,513	\$63,963	\$69,440	\$72,814
47-5042	Mine Cutting and Channeling Machine Operators	230	11.76	\$24.81	\$51,614	4.82	\$17.02	\$20.58	\$23.66	\$26.29	\$28.48	\$35,402	\$42,800	\$49,217	\$54,684	\$59,248
47-5049	Mining Machine Operators, All Other	90	38.29	\$18.23	\$37,927	6.63	\$14.86	\$15.77	\$17.11	\$18.45	\$23.12	\$30,901	\$32,796	\$35,585	\$38,385	\$48,082
47-5051	Rock Splitters, Quarry	120	30.24	\$14.14	\$29,409	2.3	\$11.64	\$12.57	\$13.78	\$15.34	\$17.82	\$24,213	\$26,146	\$28,670	\$31,909	\$37,058
47-5061	Roof Bolters, Mining	120	6.87	\$27.22	\$56,620	3.82	\$23.36	\$24.79	\$27.11	\$29.67	\$32.46	\$48,581	\$51,563	\$56,383	\$61,712	\$67,526
47-5071	Roustabouts, Oil and Gas	3,190	25.32	\$17.69	\$36,801	4.79	\$11.19	\$13.62	\$17.12	\$21.26	\$24.68	\$23,273	\$28,326	\$35,607	\$44,230	\$51,343
47-5081	Helpers--Extraction Workers	1,000	20.42	\$20.42	\$42,474	5.15	\$13.57	\$15.90	\$18.15	\$24.73	\$32.06	\$28,222	\$33,080	\$37,743	\$51,431	\$66,687
47-5099	Extraction Workers, All Other	140	25.15	\$22.51	\$46,813	5.9	\$15.86	\$17.28	\$19.92	\$26.73	\$31.88	\$32,991	\$35,934	\$41,439	\$55,591	\$66,301
49-0000	Installation, Maintenance, and Repair Occupations	83,570	1.94	\$21.16	\$44,010	0.66	\$11.13	\$14.74	\$20.13	\$26.88	\$32.83	\$23,151	\$30,668	\$41,873	\$55,908	\$68,295
49-1011	First-Line Supervisors of Mechanics, Installers, and Repairers	5,740	3.66	\$30.60	\$63,654	1.21	\$18.26	\$23.55	\$29.95	\$36.52	\$43.73	\$37,988	\$48,990	\$62,286	\$75,958	\$90,954
49-2011	Computer, Automated Teller, and Office Machine Repairers	1,830	11.58	\$18.99	\$39,491	2.33	\$11.75	\$14.05	\$18.11	\$23.14	\$28.40	\$24,435	\$29,232	\$37,678	\$48,141	\$59,081

Occupational Code	Occupational Title	Employment Estimate	Employment Percentage Relative Standard Error	Average Hourly Wage	Average Annual Wage	Wage Percentage Relative Standard Error	10th Percentile (Hourly)	25th Percentile (Hourly)	50th Percentile (Hourly)	75th Percentile (Hourly)	90th Percentile (Hourly)	10th Percentile (Annual)	25th Percentile (Annual)	50th Percentile (Annual)	75th Percentile (Annual)	90th Percentile (Annual)
49-2021	Radio, Cellular, and Tower Equipment Installers and Repairers			\$25.36	\$52,758	3.3	\$15.75	\$21.46	\$25.77	\$30.15	\$34.53	\$32,760	\$44,636	\$53,599	\$62,705	\$71,827
49-2022	Telecommunications Equipment Installers and Repairers, Except Line Installers	4,630	8.83	\$28.09	\$58,434	1.82	\$19.86	\$25.25	\$28.79	\$32.03	\$35.33	\$41,312	\$52,521	\$59,873	\$66,619	\$73,496
49-2091	Avionics Technicians	290	20.52	\$21.64	\$45,008	5.83	\$12.48	\$15.46	\$21.08	\$27.79	\$32.60	\$25,952	\$32,165	\$43,838	\$57,811	\$67,817
49-2092	Electric Motor, Power Tool, and Related Repairers	220	30.07	\$17.39	\$36,179	4.18	\$11.18	\$13.83	\$17.31	\$19.72	\$23.74	\$23,256	\$28,775	\$35,995	\$41,010	\$49,369
49-2093	Electrical and Electronics Installers and Repairers, Transportation Equipment	330	32.33	\$27.88	\$57,984	5.73	\$18.67	\$24.68	\$29.99	\$33.08	\$34.95	\$38,830	\$51,325	\$62,372	\$68,812	\$72,705
49-2094	Electrical and Electronics Repairers, Commercial and Industrial Equipment	1,270	12.79	\$26.59	\$55,317	2.01	\$17.39	\$21.24	\$26.63	\$31.70	\$36.27	\$36,163	\$44,180	\$55,399	\$65,941	\$75,448
49-2095	Electrical and Electronics Repairers, Powerhouse, Substation, and Relay	470	8.48	\$31.90	\$66,348	2.32	\$23.47	\$27.88	\$32.60	\$36.48	\$41.03	\$48,821	\$57,989	\$67,810	\$75,888	\$85,348
49-2096	Electronic Equipment Installers and Repairers, Motor Vehicles	630	39.08	\$15.48	\$32,189	4.3	\$9.60	\$12.34	\$15.39	\$18.37	\$21.85	\$19,977	\$25,668	\$32,019	\$38,213	\$45,439
49-2097	Electronic Home Entertainment Equipment Installers and Repairers	650	20.38	\$16.45	\$34,213	4.1	\$10.13	\$12.47	\$16.21	\$20.22	\$22.60	\$21,071	\$25,930	\$33,720	\$42,052	\$47,001
49-2098	Security and Fire Alarm Systems Installers	1,290	24.84	\$19.82	\$41,220	2.69	\$13.42	\$15.93	\$20.25	\$23.25	\$25.69	\$27,903	\$33,133	\$42,118	\$48,356	\$53,430
49-3011	Aircraft Mechanics and Service Technicians	1,630	16.43	\$26.95	\$56,059	2.82	\$17.30	\$21.55	\$27.10	\$31.87	\$35.20	\$35,978	\$44,833	\$56,364	\$66,283	\$73,223
49-3021	Automotive Body and Related Repairers	2,310	10.11	\$20.41	\$42,453	5.9	\$8.95	\$11.44	\$19.36	\$26.32	\$35.54	\$18,617	\$23,790	\$40,270	\$54,751	\$73,923
49-3022	Automotive Glass Installers and Repairers	330	30.43	\$16.04	\$33,356	9.16	\$11.54	\$12.75	\$14.39	\$18.41	\$25.90	\$23,996	\$26,521	\$29,929	\$38,302	\$53,871
49-3023	Automotive Service Technicians and Mechanics	11,750	5.45	\$19.24	\$40,014	1.99	\$10.19	\$13.31	\$17.71	\$23.83	\$30.41	\$21,189	\$27,676	\$36,844	\$49,568	\$63,246
49-3031	Bus and Truck Mechanics and Diesel Engine Specialists	3,530	7.43	\$21.93	\$45,607	1.2	\$14.98	\$17.93	\$21.55	\$25.95	\$30.33	\$31,162	\$37,289	\$44,816	\$53,973	\$63,092
49-3041	Farm Equipment Mechanics and Service Technicians	320	17.51	\$19.02	\$39,567	3.17	\$13.55	\$15.91	\$18.44	\$21.76	\$25.01	\$28,184	\$33,093	\$38,352	\$45,260	\$52,016
49-3042	Mobile Heavy Equipment Mechanics, Except Engines	2,860	7.93	\$23.07	\$47,989	1.18	\$16.27	\$19.36	\$23.18	\$26.98	\$30.27	\$33,832	\$40,273	\$48,205	\$56,114	\$62,969
49-3043	Rail Car Repairers	390	22.74	\$19.24	\$40,022	6.74	\$11.02	\$14.24	\$18.62	\$24.73	\$27.42	\$22,916	\$29,618	\$38,731	\$51,435	\$57,041
49-3051	Motorboat Mechanics and Service Technicians	150	40.03	\$15.28	\$31,783	5.48	\$8.73	\$12.28	\$14.75	\$19.37	\$22.08	\$18,159	\$25,546	\$30,672	\$40,282	\$45,937
49-3052	Motorcycle Mechanics	330	21.17	\$17.33	\$36,056	3.42	\$10.30	\$13.14	\$16.04	\$20.57	\$26.88	\$21,431	\$27,338	\$33,363	\$42,788	\$55,902
49-3053	Outdoor Power Equipment and Other Small Engine Mechanics	280	26.51	\$17.24	\$35,867	2.3	\$12.31	\$14.79	\$16.85	\$19.38	\$23.40	\$25,596	\$30,757	\$35,054	\$40,320	\$48,676
49-3091	Bicycle Repairers	460	31.82	\$12.09	\$25,151	5.62	\$8.49	\$9.88	\$11.45	\$13.55	\$16.46	\$17,651	\$20,558	\$23,813	\$28,176	\$34,229
49-3092	Recreational Vehicle Service Technicians	200	26.07	\$20.78	\$43,215	7.54	\$13.20	\$15.20	\$20.15	\$25.58	\$31.43	\$27,455	\$31,624	\$41,913	\$53,197	\$65,383
49-3093	Tire Repairers and Changers	1,470	11.66	\$13.36	\$27,789	4.21	\$9.32	\$10.40	\$12.10	\$14.54	\$20.88	\$19,385	\$21,634	\$25,163	\$30,249	\$43,422
49-9011	Mechanical Door Repairers	200	41.5	\$21.18	\$44,057	13.58	\$11.86	\$14.25	\$23.65	\$26.86	\$28.79	\$24,661	\$29,644	\$49,193	\$55,879	\$59,891
49-9012	Control and Valve Installers and Repairers, Except Mechanical Door	900	14.51	\$26.30	\$54,696	4.7	\$13.33	\$19.81	\$28.90	\$33.31	\$35.86	\$27,732	\$41,214	\$60,116	\$69,294	\$74,591
49-9021	Heating, Air Conditioning, and Refrigeration Mechanics and Installers	3,700	10.17	\$22.86	\$47,545	3.95	\$13.01	\$17.55	\$22.37	\$28.27	\$33.84	\$27,057	\$36,507	\$46,529	\$58,810	\$70,380
49-9031	Home Appliance Repairers	840	24.91	\$18.05	\$37,554	4.53	\$10.78	\$14.49	\$17.60	\$21.72	\$25.42	\$22,429	\$30,136	\$36,611	\$45,175	\$52,875
49-9041	Industrial Machinery Mechanics	3,890	5.97	\$23.48	\$48,830	1.59	\$14.65	\$18.39	\$22.77	\$28.94	\$33.52	\$30,465	\$38,252	\$47,362	\$60,201	\$69,724
49-9043	Maintenance Workers, Machinery	760	12.5	\$22.36	\$46,518	5.09	\$13.05	\$17.11	\$23.83	\$27.37	\$30.21	\$27,139	\$35,589	\$49,566	\$56,939	\$62,834

Occupational Code	Occupational Title	Employment Estimate	Employment Percentage Relative Standard Error	Average Hourly Wage	Average Annual Wage	Wage Percentage Relative Standard Error	10th Percentile (Hourly)	25th Percentile (Hourly)	50th Percentile (Hourly)	75th Percentile (Hourly)	90th Percentile (Hourly)	10th Percentile (Annual)	25th Percentile (Annual)	50th Percentile (Annual)	75th Percentile (Annual)	90th Percentile (Annual)
49-9044	Millwrights	420	23.87	\$23.62	\$49,121	3.41	\$16.38	\$19.42	\$24.57	\$27.67	\$29.84	\$34,075	\$40,386	\$51,114	\$57,556	\$62,065
49-9051	Electrical Power-Line Installers and Repairers	1,910	9.01	\$28.55	\$59,380	2.11	\$18.20	\$23.43	\$30.02	\$34.17	\$37.41	\$37,857	\$48,725	\$62,451	\$71,073	\$77,814
49-9052	Telecommunications Line Installers and Repairers	1,310	41.32	\$22.55	\$46,906	5.2	\$13.56	\$16.57	\$21.18	\$29.62	\$33.55	\$28,196	\$34,456	\$44,058	\$61,616	\$69,788
49-9061	Camera and Photographic Equipment Repairers	40	32.14	\$18.55	\$38,584	4.93	\$12.59	\$14.45	\$18.21	\$22.25	\$26.20	\$26,184	\$30,065	\$37,871	\$46,277	\$54,500
49-9062	Medical Equipment Repairers	580	20.48	\$22.42	\$46,640	2.91	\$14.86	\$17.07	\$22.09	\$27.35	\$31.87	\$30,902	\$35,497	\$45,950	\$56,882	\$66,293
49-9063	Musical Instrument Repairers and Tuners			\$17.88	\$37,182	11.5	\$10.39	\$11.28	\$14.94	\$26.62	\$30.49	\$21,602	\$23,472	\$31,081	\$55,363	\$63,416
49-9064	Watch Repairers			\$13.08	\$27,202	12.17	\$8.31	\$9.33	\$11.95	\$15.82	\$18.18	\$17,295	\$19,408	\$24,857	\$32,907	\$37,813
49-9069	Precision Instrument and Equipment Repairers, All Other	100	18.3	\$28.21	\$58,681	5.34	\$16.04	\$20.64	\$28.45	\$35.73	\$39.66	\$33,374	\$42,927	\$59,183	\$74,316	\$82,491
49-9071	Maintenance and Repair Workers, General	20,500	3.39	\$17.41	\$36,214	0.89	\$10.05	\$12.86	\$16.57	\$21.30	\$26.33	\$20,914	\$26,747	\$34,466	\$44,307	\$54,768
49-9091	Coin, Vending, and Amusement Machine Servicers and Repairers	680	20.58	\$14.57	\$30,305	6.36	\$8.77	\$10.36	\$13.97	\$17.83	\$21.50	\$18,249	\$21,557	\$29,055	\$37,078	\$44,714
49-9094	Locksmiths and Safe Repairers	460	13.79	\$20.63	\$42,903	6.3	\$11.16	\$15.54	\$19.71	\$24.25	\$28.25	\$23,218	\$32,317	\$41,005	\$50,439	\$58,751
49-9095	Manufactured Building and Mobile Home Installers			\$13.52	\$28,117	16.52	\$10.22	\$10.94	\$12.11	\$17.04	\$18.78	\$21,255	\$22,756	\$25,189	\$35,448	\$39,054
49-9097	Signal and Track Switch Repairers	110	30.49	\$25.15	\$52,305	2.93	\$18.87	\$23.22	\$25.38	\$27.82	\$31.50	\$39,251	\$48,305	\$52,796	\$57,875	\$65,512
49-9098	Helpers--Installation, Maintenance, and Repair Workers	900	9.07	\$14.48	\$30,123	2.2	\$8.51	\$10.62	\$13.48	\$17.31	\$22.34	\$17,693	\$22,096	\$28,045	\$36,001	\$46,468
49-9799	Installation, Maintenance, and Repair Workers, All Other*	2,450	11.62	\$17.52	\$36,445	3.72	\$9.84	\$12.30	\$16.33	\$22.66	\$26.83	\$20,477	\$25,589	\$33,962	\$47,135	\$55,805
51-0000	Production Occupations	90,210	3.17	\$16.67	\$34,670	0.97	\$9.05	\$11.17	\$14.96	\$20.25	\$27.19	\$18,830	\$23,243	\$31,121	\$42,129	\$56,560
51-1011	First-Line Supervisors of Production and Operating Workers	5,480	3.23	\$28.26	\$58,787	0.91	\$16.10	\$20.61	\$26.97	\$34.74	\$43.01	\$33,493	\$42,878	\$56,100	\$72,260	\$89,455
51-2011	Aircraft Structure, Surfaces, Rigging, and Systems Assemblers	110	27.86	\$20.97	\$43,611	5.37	\$14.18	\$16.46	\$19.80	\$24.75	\$31.43	\$29,487	\$34,234	\$41,177	\$51,478	\$65,375
51-2021	Coil Winders, Tapers, and Finishers	50	37.15	\$21.82	\$45,381	17.58	\$10.23	\$11.62	\$19.57	\$32.01	\$37.15	\$21,276	\$24,179	\$40,711	\$66,589	\$77,278
51-2022	Electrical and Electronic Equipment Assemblers	2,960	8.45	\$15.59	\$32,436	2.36	\$9.63	\$11.67	\$14.22	\$18.31	\$24.25	\$20,030	\$24,266	\$29,576	\$38,075	\$50,435
51-2023	Electromechanical Equipment Assemblers	1,150	9.39	\$15.72	\$32,703	2.81	\$12.23	\$14.10	\$15.76	\$17.33	\$18.33	\$25,432	\$29,323	\$32,789	\$36,036	\$38,136
51-2031	Engine and Other Machine Assemblers	590	5.06	\$16.88	\$35,104	3.37	\$13.81	\$15.23	\$16.54	\$17.85	\$20.80	\$28,722	\$31,676	\$34,405	\$37,126	\$43,265
51-2041	Structural Metal Fabricators and Fitters	820	10.29	\$18.96	\$39,429	3.02	\$12.66	\$15.00	\$18.12	\$21.50	\$28.05	\$26,323	\$31,210	\$37,683	\$44,718	\$58,351
51-2091	Fiberglass Laminators and Fabricators	20	45.37	\$18.86	\$39,233	3.94	\$11.63	\$17.17	\$19.62	\$21.63	\$22.86	\$24,183	\$35,714	\$40,808	\$44,990	\$47,552
51-2092	Team Assemblers	5,960	6.65	\$13.64	\$28,362	1.56	\$8.65	\$10.32	\$12.75	\$15.80	\$19.67	\$17,994	\$21,467	\$26,527	\$32,856	\$40,911
51-2099	Assemblers and Fabricators, All Other	2,340	13.17	\$13.27	\$27,603	1.58	\$9.58	\$10.91	\$12.83	\$14.83	\$17.79	\$19,933	\$22,689	\$26,683	\$30,852	\$36,999
51-3011	Bakers	2,370	9.15	\$12.31	\$25,600	2.41	\$8.22	\$9.43	\$11.80	\$14.38	\$17.84	\$17,091	\$19,619	\$24,547	\$29,909	\$37,099
51-3021	Butchers and Meat Cutters	1,990	13.4	\$14.53	\$30,231	2.55	\$8.71	\$10.38	\$14.72	\$18.23	\$21.28	\$18,113	\$21,582	\$30,614	\$37,914	\$44,260
51-3022	Meat, Poultry, and Fish Cutters and Trimmers			\$10.90	\$22,666	2.09	\$8.48	\$9.64	\$10.67	\$11.97	\$13.92	\$17,643	\$20,041	\$22,194	\$24,889	\$28,949
51-3023	Slaughterers and Meat Packers			\$11.84	\$24,626	3.18	\$8.22	\$9.67	\$11.15	\$13.58	\$17.30	\$17,107	\$20,113	\$23,191	\$28,248	\$35,979
51-3091	Food and Tobacco Roasting, Baking, and Drying Machine Operators and Tenders	160	17.65	\$15.78	\$32,814	5.86	\$10.12	\$12.75	\$16.57	\$19.02	\$20.78	\$21,058	\$26,529	\$34,466	\$39,560	\$43,228
51-3092	Food Batchmakers	1,550	12.1	\$12.59	\$26,196	3.29	\$8.13	\$9.03	\$12.30	\$15.36	\$18.17	\$16,907	\$18,779	\$25,580	\$31,945	\$37,796
51-3093	Food Cooking Machine Operators and Tenders	360	30.38	\$11.50	\$23,917	3.34	\$8.09	\$8.91	\$10.60	\$13.35	\$16.38	\$16,821	\$18,523	\$22,056	\$27,774	\$34,068

Occupational Code	Occupational Title	Employment Estimate	Employment Percentage Relative Standard Error	Average Hourly Wage	Average Annual Wage	Wage Percentage Relative Standard Error	10th Percentile (Hourly)	25th Percentile (Hourly)	50th Percentile (Hourly)	75th Percentile (Hourly)	90th Percentile (Hourly)	10th Percentile (Annual)	25th Percentile (Annual)	50th Percentile (Annual)	75th Percentile (Annual)	90th Percentile (Annual)
51-4011	Computer-Controlled Machine Tool Operators, Metal and Plastic	1,000	8.49	\$18.23	\$37,917	4.8	\$10.98	\$13.92	\$17.63	\$23.13	\$26.60	\$22,844	\$28,951	\$36,661	\$48,102	\$55,332
51-4012	Computer Numerically Controlled Machine Tool Programmers, Metal and Plastic	160	24.65	\$19.04	\$39,602	4.21	\$11.04	\$13.14	\$17.25	\$23.52	\$31.82	\$22,959	\$27,340	\$35,881	\$48,922	\$66,190
51-4021	Extruding and Drawing Machine Setters, Operators, and Tenders, Metal and Plastic	450	23.51	\$15.16	\$31,534	3.52	\$10.69	\$13.11	\$15.48	\$17.44	\$18.92	\$22,241	\$27,265	\$32,202	\$36,285	\$39,359
51-4022	Forging Machine Setters, Operators, and Tenders, Metal and Plastic	360	22.46	\$16.54	\$34,399	7.26	\$10.42	\$11.54	\$14.84	\$22.09	\$24.45	\$21,676	\$23,995	\$30,876	\$45,949	\$50,851
51-4023	Rolling Machine Setters, Operators, and Tenders, Metal and Plastic	210	14.05	\$17.58	\$36,569	5.65	\$10.64	\$14.99	\$18.54	\$20.99	\$22.64	\$22,124	\$31,182	\$38,556	\$43,657	\$47,090
51-4031	Cutting, Punching, and Press Machine Setters, Operators, and Tenders, Metal and Plastic	1,370	8.34	\$14.68	\$30,528	4.94	\$8.76	\$10.29	\$14.14	\$18.02	\$21.96	\$18,225	\$21,401	\$29,416	\$37,481	\$45,668
51-4032	Drilling and Boring Machine Tool Setters, Operators, and Tenders, Metal and Plastic	120	41.24													
51-4033	Grinding, Lapping, Polishing, and Buffing Machine Tool Setters, Operators, and Tenders, Metal and Plastic			\$15.84	\$32,947	3.94	\$10.40	\$12.20	\$14.48	\$19.10	\$22.43	\$21,632	\$25,383	\$30,124	\$39,725	\$46,646
51-4034	Lathe and Turning Machine Tool Setters, Operators, and Tenders, Metal and Plastic	220	22.61	\$18.25	\$37,958	6.77	\$12.42	\$14.46	\$17.74	\$21.90	\$26.14	\$25,837	\$30,086	\$36,905	\$45,559	\$54,372
51-4035	Milling and Planing Machine Setters, Operators, and Tenders, Metal and Plastic			\$16.49	\$34,293	4.14	\$10.80	\$12.30	\$16.52	\$19.22	\$22.34	\$22,465	\$25,578	\$34,371	\$39,968	\$46,461
51-4041	Machinists	3,970	6.3	\$19.90	\$41,395	2.36	\$11.79	\$14.80	\$19.49	\$24.34	\$28.83	\$24,520	\$30,780	\$40,544	\$50,623	\$59,957
51-4051	Metal-Refining Furnace Operators and Tenders	80	30.59	\$17.60	\$36,598	3.24	\$13.59	\$15.40	\$17.70	\$20.13	\$22.03	\$28,259	\$32,040	\$36,816	\$41,862	\$45,830
51-4052	Pourers and Casters, Metal	60	30.75	\$17.15	\$35,674	5.84	\$12.43	\$13.80	\$17.25	\$20.42	\$22.31	\$25,846	\$28,703	\$35,870	\$42,469	\$46,403
51-4061	Model Makers, Metal and Plastic	70	33.76	\$18.78	\$39,067	9.4	\$8.42	\$9.42	\$17.12	\$27.37	\$32.32	\$17,518	\$19,583	\$35,611	\$56,940	\$67,222
51-4062	Patternmakers, Metal and Plastic			\$12.42	\$25,840	4.81	\$10.26	\$10.97	\$12.22	\$14.03	\$15.16	\$21,334	\$22,825	\$25,421	\$29,173	\$31,528
51-4071	Foundry Mold and Coremakers	60	44.44	\$12.80	\$26,623	6.75	\$9.69	\$10.51	\$11.82	\$13.74	\$19.48	\$20,162	\$21,851	\$24,580	\$28,581	\$40,519
51-4072	Molding, Coremaking, and Casting Machine Setters, Operators, and Tenders, Metal and Plastic	890	24.27	\$13.44	\$27,960	4.19	\$8.71	\$10.33	\$11.85	\$15.82	\$21.23	\$18,116	\$21,481	\$24,643	\$32,910	\$44,168
51-4081	Multiple Machine Tool Setters, Operators, and Tenders, Metal and Plastic	1,650	12.56	\$17.26	\$35,904	3.45	\$10.78	\$13.37	\$17.14	\$21.52	\$23.94	\$22,428	\$27,802	\$35,643	\$44,766	\$49,791
51-4111	Tool and Die Makers	210	9.02	\$23.83	\$49,572	2.19	\$16.55	\$19.96	\$23.93	\$28.49	\$31.78	\$34,423	\$41,515	\$49,776	\$59,261	\$66,095
51-4121	Welders, Cutters, Solderers, and Brazers	3,230	7.15	\$19.74	\$41,053	1.56	\$13.14	\$15.34	\$18.10	\$22.65	\$28.75	\$27,333	\$31,913	\$37,639	\$47,121	\$59,807
51-4122	Welding, Soldering, and Brazing Machine Setters, Operators, and Tenders	320	27.16	\$15.57	\$32,391	4.03	\$11.12	\$13.45	\$15.96	\$17.94	\$19.79	\$23,131	\$27,967	\$33,207	\$37,315	\$41,168
51-4191	Heat Treating Equipment Setters, Operators, and Tenders, Metal and Plastic	70	7.48	\$18.23	\$37,924	6.99	\$12.09	\$13.77	\$17.38	\$24.66	\$24.67	\$25,147	\$28,631	\$36,159	\$51,294	\$51,312
51-4192	Lay-Out Workers, Metal and Plastic			\$18.74	\$38,975	2.53	\$12.74	\$15.83	\$18.23	\$20.91	\$24.64	\$26,507	\$32,931	\$37,922	\$43,490	\$51,241
51-4193	Plating and Coating Machine Setters, Operators, and Tenders, Metal and Plastic	310	12.44	\$13.38	\$27,822	7.15	\$8.39	\$10.07	\$11.85	\$15.58	\$20.81	\$17,445	\$20,942	\$24,642	\$32,413	\$43,279
51-4194	Tool Grinders, Filers, and Sharpeners			\$10.20	\$21,223	5.17	\$7.52	\$7.92	\$8.59	\$9.69	\$18.19	\$15,638	\$16,475	\$17,870	\$20,159	\$37,834
51-4199	Metal Workers and Plastic Workers, All Other	180	32.45	\$15.59	\$32,431	5.54	\$9.53	\$11.99	\$14.49	\$18.87	\$24.51	\$19,812	\$24,934	\$30,132	\$39,247	\$50,991
51-5111	Prepress Technicians and Workers	560	20.94	\$18.61	\$38,703	2.68	\$12.06	\$15.57	\$18.84	\$21.79	\$24.53	\$25,088	\$32,393	\$39,194	\$45,323	\$51,028

Occupational Code	Occupational Title	Employment Estimate	Employment Percentage Relative Standard Error	Average Hourly Wage	Average Annual Wage	Wage Percentage Relative Standard Error	10th Percentile (Hourly)	25th Percentile (Hourly)	50th Percentile (Hourly)	75th Percentile (Hourly)	90th Percentile (Hourly)	10th Percentile (Annual)	25th Percentile (Annual)	50th Percentile (Annual)	75th Percentile (Annual)	90th Percentile (Annual)
51-5112	Printing Press Operators	2,420	10.1	\$17.06	\$35,483	2.76	\$10.05	\$12.85	\$16.86	\$20.79	\$24.17	\$20,913	\$26,738	\$35,075	\$43,253	\$50,272
51-5113	Print Binding and Finishing Workers	890	14.82	\$12.72	\$26,455	4.09	\$7.77	\$8.80	\$11.49	\$15.78	\$19.88	\$16,154	\$18,305	\$23,896	\$32,812	\$41,353
51-6011	Laundry and Dry-Cleaning Workers	4,170	7.52	\$9.94	\$20,678	1.68	\$7.65	\$8.34	\$9.76	\$11.26	\$12.71	\$15,903	\$17,344	\$20,309	\$23,413	\$26,427
51-6021	Pressers, Textile, Garment, and Related Materials	420	33.39	\$11.88	\$24,709	3.79	\$8.72	\$9.84	\$11.01	\$14.69	\$16.76	\$18,132	\$20,460	\$22,908	\$30,553	\$34,867
51-6031	Sewing Machine Operators	1,400	9.87	\$12.36	\$25,717	2.69	\$8.23	\$9.63	\$12.05	\$14.60	\$17.14	\$17,111	\$20,033	\$25,060	\$30,377	\$35,651
51-6041	Shoe and Leather Workers and Repairers	90	48.69	\$12.02	\$24,996	6.44	\$8.42	\$10.24	\$11.65	\$13.78	\$15.34	\$17,511	\$21,306	\$24,230	\$28,667	\$31,903
51-6051	Sewers, Hand			\$12.91	\$26,845	5.03	\$9.87	\$10.73	\$12.59	\$14.99	\$17.10	\$20,534	\$22,324	\$26,178	\$31,182	\$35,575
51-6052	Tailors, Dressmakers, and Custom Sewers	400	37.68	\$12.71	\$26,433	4.28	\$9.22	\$10.48	\$11.74	\$14.84	\$17.92	\$19,184	\$21,789	\$24,427	\$30,875	\$37,273
51-6062	Textile Cutting Machine Setters, Operators, and Tenders	170	39.3	\$13.23	\$27,525	5.82	\$8.77	\$10.46	\$12.60	\$16.41	\$18.10	\$18,238	\$21,756	\$26,216	\$34,126	\$37,649
51-6091	Extruding and Forming Machine Setters, Operators, and Tenders, Synthetic and Glass Fibers			\$12.95	\$26,934	3.94	\$10.24	\$11.23	\$12.84	\$14.35	\$15.40	\$21,291	\$23,365	\$26,717	\$29,854	\$32,036
51-6092	Fabric and Apparel Patternmakers			\$18.41	\$38,295	6.23	\$11.03	\$12.69	\$16.74	\$21.99	\$28.60	\$22,933	\$26,389	\$34,822	\$45,732	\$59,488
51-6093	Upholsterers	440	31.07	\$13.81	\$28,723	9.46	\$8.44	\$10.77	\$13.50	\$16.95	\$19.88	\$17,560	\$22,393	\$28,084	\$35,260	\$41,352
51-6099	Textile, Apparel, and Furnishings Workers, All Other			\$26.31	\$54,733	6.97	\$21.34	\$23.60	\$26.37	\$30.89	\$34.35	\$44,395	\$49,096	\$54,839	\$64,256	\$71,438
51-7011	Cabinetmakers and Bench Carpenters	1,670	11.71	\$15.09	\$31,381	2.1	\$9.59	\$12.00	\$14.20	\$17.88	\$22.07	\$19,954	\$24,965	\$29,546	\$37,194	\$45,910
51-7021	Furniture Finishers	310	10.07	\$16.87	\$35,089	1.68	\$11.53	\$13.74	\$16.78	\$20.05	\$22.52	\$23,979	\$28,585	\$34,894	\$41,702	\$46,843
51-7031	Model Makers, Wood			\$15.12	\$31,456	4.52	\$10.07	\$11.44	\$13.85	\$17.52	\$23.98	\$20,952	\$23,792	\$28,813	\$36,439	\$49,875
51-7041	Sawing Machine Setters, Operators, and Tenders, Wood	280	8.29	\$13.95	\$29,007	2.66	\$9.48	\$12.03	\$13.92	\$16.10	\$18.29	\$19,718	\$25,025	\$28,956	\$33,482	\$38,045
51-7042	Woodworking Machine Setters, Operators, and Tenders, Except Sawing	750	13.91	\$15.08	\$31,368	3.59	\$9.44	\$11.60	\$14.41	\$17.75	\$22.78	\$19,634	\$24,134	\$29,963	\$36,925	\$47,375
51-8012	Power Distributors and Dispatchers	80	14.36	\$35.41	\$73,657	2.25	\$29.23	\$31.48	\$34.64	\$37.99	\$46.85	\$60,804	\$65,478	\$72,051	\$79,013	\$97,453
51-8013	Power Plant Operators	850	18.14	\$28.48	\$59,245	3.68	\$19.74	\$24.71	\$29.14	\$33.42	\$35.94	\$41,057	\$51,401	\$60,621	\$69,508	\$74,760
51-8021	Stationary Engineers and Boiler Operators	670	11.58	\$24.26	\$50,455	1.97	\$15.58	\$19.53	\$23.96	\$27.81	\$32.69	\$32,407	\$40,628	\$49,827	\$57,838	\$67,993
51-8031	Water and Liquid Waste Treatment Plant and System Operators	1,990	5.74	\$23.66	\$49,218	3.7	\$12.75	\$17.75	\$23.03	\$28.62	\$34.13	\$26,528	\$36,922	\$47,901	\$59,537	\$70,996
51-8091	Chemical Plant and System Operators	180	39.47	\$22.45	\$46,690	13.11	\$13.46	\$16.72	\$21.83	\$28.24	\$33.28	\$28,003	\$34,780	\$45,408	\$58,734	\$69,218
51-8092	Gas Plant Operators	420	18.48	\$28.51	\$59,300	3.26	\$20.85	\$23.92	\$27.66	\$31.14	\$35.02	\$43,361	\$49,746	\$57,529	\$64,774	\$72,840
51-8093	Petroleum Pump System Operators, Refinery Operators, and Gaugers	520	13.15	\$29.89	\$62,171	3.05	\$21.67	\$25.50	\$29.91	\$35.21	\$38.77	\$45,063	\$53,031	\$62,210	\$73,233	\$80,644
51-8099	Plant and System Operators, All Other	190	29.79	\$23.70	\$49,299	2.3	\$15.94	\$19.08	\$24.95	\$28.35	\$29.57	\$33,148	\$39,695	\$51,892	\$58,969	\$61,496
51-9011	Chemical Equipment Operators and Tenders	340	15.95	\$19.86	\$41,302	2.34	\$12.92	\$15.62	\$20.02	\$22.78	\$27.47	\$26,883	\$32,480	\$41,632	\$47,382	\$57,141
51-9012	Separating, Filtering, Clarifying, Precipitating, and Still Machine Setters, Operators, and Tenders	640	6.02	\$20.59	\$42,817	10.05	\$10.13	\$15.29	\$23.16	\$26.23	\$28.17	\$21,061	\$31,800	\$48,171	\$54,564	\$58,587
51-9021	Crushing, Grinding, and Polishing Machine Setters, Operators, and Tenders	350	11.36	\$17.91	\$37,250	3.97	\$10.49	\$13.59	\$17.42	\$22.34	\$25.95	\$21,809	\$28,269	\$36,224	\$46,477	\$53,986
51-9022	Grinding and Polishing Workers, Hand	160	18.98	\$13.44	\$27,954	3	\$9.80	\$11.15	\$12.97	\$14.73	\$18.73	\$20,392	\$23,194	\$26,978	\$30,631	\$38,955
51-9023	Mixing and Blending Machine Setters, Operators, and Tenders	820	20.33	\$15.79	\$32,851	3.44	\$9.96	\$12.92	\$15.25	\$18.84	\$22.17	\$20,725	\$26,877	\$31,727	\$39,178	\$46,117
51-9031	Cutters and Trimmers, Hand	40	31.61	\$14.13	\$29,400	3.28	\$10.12	\$11.24	\$14.76	\$16.73	\$17.94	\$21,042	\$23,389	\$30,692	\$34,807	\$37,312
51-9032	Cutting and Slicing Machine Setters, Operators, and Tenders	440	13.5	\$16.01	\$33,294	3.81	\$10.69	\$12.75	\$16.19	\$18.50	\$21.68	\$22,226	\$26,524	\$33,669	\$38,471	\$45,092

Occupational Code	Occupational Title	Employment Estimate	Employment Percentage Relative Standard Error	Average Hourly Wage	Average Annual Wage	Wage Percentage Relative Standard Error	10th Percentile (Hourly)	25th Percentile (Hourly)	50th Percentile (Hourly)	75th Percentile (Hourly)	90th Percentile (Hourly)	10th Percentile (Annual)	25th Percentile (Annual)	50th Percentile (Annual)	75th Percentile (Annual)	90th Percentile (Annual)
51-9041	Extruding, Forming, Pressing, and Compacting Machine Setters, Operators, and Tenders	610	14.97	\$17.85	\$37,122	3.99	\$11.60	\$13.43	\$16.45	\$21.02	\$28.21	\$24,121	\$27,926	\$34,225	\$43,730	\$58,672
51-9051	Furnace, Kiln, Oven, Drier, and Kettle Operators and Tenders	80	16.04	\$18.38	\$38,239	5.92	\$12.62	\$14.14	\$17.60	\$22.56	\$25.17	\$26,251	\$29,420	\$36,599	\$46,924	\$52,351
51-9061	Inspectors, Testers, Sorters, Samplers, and Weighers	4,180	8.43	\$18.91	\$39,333	1.52	\$11.48	\$14.51	\$17.92	\$22.36	\$27.79	\$23,877	\$30,187	\$37,283	\$46,509	\$57,798
51-9071	Jewelers and Precious Stone and Metal Workers	190	19.94	\$15.53	\$32,304	6.28	\$8.31	\$10.08	\$14.61	\$18.65	\$26.67	\$17,292	\$20,963	\$30,379	\$38,790	\$55,473
51-9081	Dental Laboratory Technicians	660	11.9	\$20.24	\$42,099	4.46	\$9.68	\$13.79	\$18.84	\$26.77	\$32.32	\$20,144	\$28,686	\$39,188	\$55,678	\$67,233
51-9082	Medical Appliance Technicians	570	41.45	\$22.42	\$46,627	14.32	\$10.29	\$12.16	\$19.17	\$34.44	\$38.12	\$21,406	\$25,284	\$39,867	\$71,640	\$79,297
51-9083	Ophthalmic Laboratory Technicians	870	24.75	\$19.94	\$41,470	5.44	\$11.96	\$14.23	\$18.18	\$22.38	\$28.47	\$24,868	\$29,599	\$37,819	\$46,547	\$59,227
51-9111	Packaging and Filling Machine Operators and Tenders	3,780	10	\$15.10	\$31,406	5.97	\$8.01	\$9.34	\$13.01	\$19.78	\$26.60	\$16,654	\$19,431	\$27,067	\$41,143	\$55,327
51-9121	Coating, Painting, and Spraying Machine Setters, Operators, and Tenders	680	9.91	\$15.17	\$31,546	2.41	\$9.89	\$12.20	\$15.16	\$17.79	\$20.89	\$20,563	\$25,384	\$31,529	\$37,010	\$43,454
51-9122	Painters, Transportation Equipment	800	17.51	\$24.91	\$51,818	5.81	\$11.39	\$15.30	\$24.75	\$32.53	\$39.68	\$23,685	\$31,832	\$51,475	\$67,661	\$82,525
51-9123	Painting, Coating, and Decorating Workers	600	8.43	\$14.02	\$29,169	1.42	\$8.93	\$10.73	\$13.91	\$17.16	\$19.59	\$18,569	\$22,327	\$28,934	\$35,693	\$40,752
51-9151	Photographic Process Workers and Prioessing Machine Operators	580	5.43	\$11.79	\$24,513	1.5	\$8.11	\$9.10	\$10.84	\$13.34	\$17.43	\$16,871	\$18,930	\$22,557	\$27,742	\$36,257
51-9191	Adhesive Bonding Machine Operators and Tenders	120	44.77	\$16.94	\$35,243	3.81	\$12.86	\$14.95	\$16.77	\$18.94	\$21.74	\$26,759	\$31,098	\$34,885	\$39,390	\$45,209
51-9192	Cleaning, Washing, and Metal Pickling Equipment Operators and Tenders	160	44.92	\$12.63	\$26,260	10.94	\$7.82	\$8.47	\$9.62	\$16.22	\$23.35	\$16,273	\$17,626	\$20,010	\$33,734	\$48,566
51-9193	Cooling and Freezing Equipment Operators and Tenders	220	17.53	\$12.28	\$25,552	3.07	\$9.46	\$10.11	\$11.17	\$13.99	\$17.68	\$19,668	\$21,020	\$23,235	\$29,108	\$36,766
51-9194	Etchers and Engravers	260	42.21	\$13.54	\$28,161	3.16	\$9.71	\$11.22	\$13.51	\$15.35	\$17.46	\$20,203	\$23,337	\$28,105	\$31,936	\$36,322
51-9195	Molders, Shapers, and Casters, Except Metal and Plastic	280	14.82	\$16.38	\$34,066	4.19	\$10.16	\$12.50	\$15.69	\$19.76	\$24.55	\$21,137	\$25,996	\$32,645	\$41,095	\$51,063
51-9196	Paper Goods Machine Setters, Operators, and Tenders	1,080	28.42	\$17.18	\$35,726	2.34	\$12.73	\$15.18	\$16.98	\$19.16	\$22.45	\$26,475	\$31,569	\$35,318	\$39,845	\$46,694
51-9198	Helpers--Production Workers	3,820	10.75	\$12.47	\$25,929	1.72	\$8.14	\$9.49	\$11.83	\$14.94	\$17.84	\$16,937	\$19,742	\$24,617	\$31,079	\$37,117
51-9399	Production Workers, All Other*	2,170	21.67	\$14.25	\$29,646	3.09	\$8.59	\$10.18	\$13.53	\$17.37	\$21.37	\$17,876	\$21,173	\$28,133	\$36,126	\$44,451
53-0000	Transportation and Material Moving Occupations	118,340	1.71	\$16.42	\$34,158	1.48	\$8.36	\$10.63	\$14.78	\$19.74	\$26.25	\$17,394	\$22,104	\$30,736	\$41,065	\$54,595
53-1011	Aircraft Cargo Handling Supervisors	80	14.25	\$23.81	\$49,531	6.4	\$13.61	\$19.02	\$25.37	\$28.38	\$31.64	\$28,306	\$39,570	\$52,770	\$59,024	\$65,821
53-1021	First-Line Supervisors of Helpers, Laborers, and Material Movers, Hand	2,150	6.75	\$22.10	\$45,967	2.7	\$12.70	\$15.77	\$20.65	\$26.68	\$33.90	\$26,426	\$32,792	\$42,952	\$55,496	\$70,515
53-1031	First-Line Supervisors of Transportation and Material-Moving Machine and Vehicle Operators	2,720	4.33	\$26.38	\$54,878	1.34	\$14.24	\$19.74	\$25.95	\$32.36	\$38.14	\$29,625	\$41,051	\$53,984	\$67,301	\$79,338
53-2011	Airline Pilots, Copilots, and Flight Engineers	2,490	3.93		\$73,855	8.35						\$35,381	\$48,132	\$73,243	\$95,740	\$115,111
53-2012	Commercial Pilots	560	13.28		\$81,906	9.62						\$44,352	\$53,263	\$68,342	\$92,719	\$138,666
53-2021	Air Traffic Controllers	770	4.09	\$53.48	\$111,229	2.05	\$27.14	\$34.76	\$57.14	\$69.42	\$76.41	\$56,460	\$72,300	\$118,857	\$144,393	\$158,922
53-2022	Airfield Operations Specialists	90	12.46	\$25.67	\$53,392	3.25	\$14.60	\$23.24	\$26.83	\$29.66	\$33.69	\$30,364	\$48,340	\$55,809	\$61,684	\$70,070
53-2031	Flight Attendants	2,500	2.94		\$30,014	3.56						\$20,082	\$24,164	\$31,299	\$34,819	\$36,930

Occupational Code	Occupational Title	Employment Estimate	Employment Percentage Relative Standard Error	Average Hourly Wage	Average Annual Wage	Wage Percentage Relative Standard Error	10th Percentile (Hourly)	25th Percentile (Hourly)	50th Percentile (Hourly)	75th Percentile (Hourly)	90th Percentile (Hourly)	10th Percentile (Annual)	25th Percentile (Annual)	50th Percentile (Annual)	75th Percentile (Annual)	90th Percentile (Annual)
53-3011	Ambulance Drivers and Attendants, Except Emergency Medical Technicians	110	19.51	\$10.77	\$22,400	4.74	\$7.77	\$8.59	\$9.93	\$11.98	\$14.09	\$16,162	\$17,873	\$20,664	\$24,928	\$29,318
53-3021	Bus Drivers, Transit and Intercity	3,520	7.42	\$14.94	\$31,070	3.29	\$10.08	\$12.45	\$14.43	\$17.87	\$20.54	\$20,968	\$25,898	\$30,005	\$37,166	\$42,716
53-3022	Bus Drivers, School or Special Client	5,140	3.64	\$15.46	\$32,150	1.69	\$10.98	\$12.79	\$15.34	\$17.74	\$20.64	\$22,832	\$26,599	\$31,907	\$36,903	\$42,941
53-3031	Driver/Sales Workers	6,000	11.42	\$12.37	\$25,731	4.41	\$7.54	\$7.81	\$9.89	\$14.72	\$21.54	\$15,681	\$16,250	\$20,578	\$30,618	\$44,812
53-3032	Heavy and Tractor-Trailer Truck Drivers	20,770	4.01	\$19.85	\$41,282	1.71	\$12.83	\$16.03	\$19.07	\$22.69	\$29.23	\$26,694	\$33,344	\$39,657	\$47,189	\$60,799
53-3033	Light Truck or Delivery Services Drivers	14,080	4.47	\$16.22	\$33,745	2.79	\$9.07	\$11.60	\$14.90	\$19.34	\$26.20	\$18,869	\$24,133	\$30,988	\$40,228	\$54,505
53-3041	Taxi Drivers and Chauffeurs	1,670	9.77	\$11.37	\$23,650	2.53	\$7.69	\$9.06	\$10.93	\$13.14	\$15.74	\$15,990	\$18,845	\$22,725	\$27,326	\$32,740
53-3099	Motor Vehicle Operators, All Other	1,590	19.03	\$15.95	\$33,179	5.34	\$8.98	\$11.50	\$15.45	\$19.07	\$24.11	\$18,677	\$23,924	\$32,130	\$39,669	\$50,142
53-4011	Locomotive Engineers	420	39.9													
53-4013	Rail Yard Engineers, Dinkey Operators, and Hostlers	20	36.25	\$22.93	\$47,692	5.77	\$18.74	\$19.96	\$21.98	\$25.88	\$28.56	\$38,986	\$41,512	\$45,721	\$53,822	\$59,403
53-4021	Railroad Brake, Signal, and Switch Operators	430	37.09													
53-4031	Railroad Conductors and Yardmasters	370	40.87													
53-6021	Parking Lot Attendants	1,780	17.06	\$10.71	\$22,267	4.11	\$7.61	\$8.24	\$9.65	\$12.01	\$15.60	\$15,832	\$17,137	\$20,063	\$24,973	\$32,458
53-6031	Automotive and Watercraft Service Attendants	1,510	24.72	\$10.18	\$21,182	2.95	\$7.77	\$8.29	\$9.18	\$10.92	\$14.49	\$16,167	\$17,254	\$19,090	\$22,721	\$30,129
53-6041	Traffic Technicians	80	4.99	\$25.43	\$52,885	2.08	\$18.87	\$21.89	\$25.06	\$27.86	\$32.52	\$39,256	\$45,529	\$52,125	\$57,957	\$67,636
53-6051	Transportation Inspectors			\$33.70	\$70,095	9.56	\$16.99	\$22.80	\$29.12	\$45.61	\$54.88	\$35,343	\$47,429	\$60,570	\$94,862	\$114,156
53-6061	Transportation Attendants, Except Flight Attendants	310	4.6	\$10.48	\$21,798	7.18	\$7.69	\$8.18	\$8.97	\$12.42	\$16.44	\$16,003	\$17,007	\$18,658	\$25,829	\$34,193
53-6099	Transportation Workers, All Other	1,700	10.96	\$17.68	\$36,782	5.17	\$11.54	\$14.58	\$18.84	\$20.85	\$22.10	\$24,008	\$30,335	\$39,180	\$43,367	\$45,977
53-7011	Conveyor Operators and Tenders	510	12.72	\$15.47	\$32,171	6.2	\$8.53	\$10.74	\$14.40	\$19.73	\$23.01	\$17,749	\$22,338	\$29,955	\$41,047	\$47,861
53-7021	Crane and Tower Operators	440	25.37	\$23.14	\$48,141	4.45	\$15.96	\$18.08	\$22.07	\$27.28	\$32.76	\$33,199	\$37,603	\$45,912	\$56,738	\$68,146
53-7031	Dredge Operators			\$19.54	\$40,643	7.16	\$13.24	\$14.56	\$18.24	\$24.58	\$28.59	\$27,534	\$30,280	\$37,939	\$51,126	\$59,472
53-7032	Excavating and Loading Machine and Dragline Operators	1,280	12.47	\$21.30	\$44,300	2.45	\$13.91	\$17.34	\$21.51	\$25.38	\$28.75	\$28,928	\$36,075	\$44,742	\$52,785	\$59,798
53-7033	Loading Machine Operators, Underground Mining	60	12.13													
53-7041	Hoist and Winch Operators	60	31.14	\$15.84	\$32,948	2.44	\$11.21	\$13.69	\$15.74	\$17.75	\$19.25	\$23,315	\$28,482	\$32,739	\$36,912	\$40,036
53-7051	Industrial Truck and Tractor Operators	5,620	5.6	\$15.71	\$32,676	1.2	\$10.33	\$12.35	\$15.21	\$18.71	\$22.35	\$21,479	\$25,696	\$31,634	\$38,921	\$46,492
53-7061	Cleaners of Vehicles and Equipment			\$10.54	\$21,918	3.85	\$7.52	\$7.75	\$9.60	\$11.95	\$15.57	\$15,644	\$16,111	\$19,963	\$24,866	\$32,389
53-7062	Laborers and Freight, Stock, and Material Movers, Hand	22,810	3.84	\$12.72	\$26,453	1.03	\$8.29	\$9.54	\$11.92	\$14.95	\$18.62	\$17,238	\$19,850	\$24,800	\$31,096	\$38,737
53-7063	Machine Feeders and Offbearers	740	19.94	\$15.78	\$32,817	7.71	\$8.74	\$10.60	\$15.05	\$20.69	\$24.47	\$18,172	\$22,058	\$31,299	\$43,040	\$50,893
53-7064	Packers and Packagers, Hand	6,430	6.48	\$11.01	\$22,909	2.48	\$7.61	\$8.07	\$9.11	\$12.60	\$17.05	\$15,836	\$16,776	\$18,951	\$26,208	\$35,471
53-7071	Gas Compressor and Gas Pumping Station Operators	40	49.8	\$27.40	\$56,983	4.2	\$19.49	\$21.20	\$25.02	\$31.05	\$35.86	\$40,545	\$44,090	\$52,044	\$64,578	\$74,588
53-7072	Pump Operators, Except Wellhead Pumps	350	26.8	\$21.59	\$44,916	7.87	\$12.29	\$17.03	\$22.28	\$26.33	\$30.08	\$25,554	\$35,415	\$46,349	\$54,775	\$62,560
53-7073	Wellhead Pumps	270	22.95	\$23.68	\$49,251	5.29	\$14.14	\$18.16	\$23.96	\$28.42	\$32.71	\$29,420	\$37,778	\$49,845	\$59,109	\$68,037
53-7081	Refuse and Recyclable Material Collectors	2,180	7.26	\$16.82	\$34,981	2.71	\$10.54	\$13.31	\$16.55	\$19.67	\$23.31	\$21,917	\$27,682	\$34,423	\$40,912	\$48,478
53-7111	Mine Shuttle Car Operators	80	32.96	\$25.54	\$53,126	5.46	\$18.18	\$21.28	\$25.77	\$30.11	\$33.73	\$37,810	\$44,260	\$53,609	\$62,634	\$70,159
53-7121	Tank Car, Truck, and Ship Loaders	50	47.09	\$12.94	\$26,919	11.06	\$7.98	\$9.01	\$13.28	\$15.77	\$17.54	\$16,600	\$18,736	\$27,620	\$32,798	\$36,477
53-7199	Material Moving Workers, All Other			\$12.41	\$25,811	5.5	\$9.76	\$10.32	\$11.26	\$13.46	\$16.98	\$20,311	\$21,476	\$23,421	\$27,994	\$35,309

Occupational Code	Occupational Title	Employment Estimate	Employment Percentage Relative Standard Error	Average Hourly Wage	Average Annual Wage	Wage Percentage Relative Standard Error	10th Percentile (Hourly)	25th Percentile (Hourly)	50th Percentile (Hourly)	75th Percentile (Hourly)	90th Percentile (Hourly)	10th Percentile (Annual)	25th Percentile (Annual)	50th Percentile (Annual)	75th Percentile (Annual)	90th Percentile (Annual)
00-0000	All occupations	152,100	1.42	\$25.65	\$53,352	2.09	\$9.16	\$12.32	\$19.51	\$32.17	\$47.85	\$19,057	\$25,617	\$40,579	\$66,910	\$99,524
11-0000	Management Occupations	7,390	3.51	\$57.64	\$119,887	1.96	\$26.41	\$36.18	\$52.16	\$72.77		\$54,925	\$75,257	\$108,495	\$151,372	
11-1011	Chief Executives			\$97.62	\$203,058	8.99	\$45.10	\$71.24				\$93,803	\$148,182			
11-1021	General and Operations Managers	3,120	3.96	\$59.05	\$122,829	2.3	\$26.21	\$32.78	\$50.71	\$77.67		\$54,512	\$68,188	\$105,474	\$161,554	
11-2011	Advertising and Promotions Managers	40	11.95													
11-2021	Marketing Managers	260	17.49	\$65.76	\$136,790	4.69	\$37.52	\$48.82	\$62.56	\$77.14		\$78,032	\$101,541	\$130,119	\$160,446	
11-2022	Sales Managers	240	9.58	\$61.40	\$127,705	4.36	\$28.90	\$42.37	\$57.74	\$77.85		\$60,118	\$88,139	\$120,093	\$161,937	
11-2031	Public Relations and Fundraising Managers	50	18.27	\$46.97	\$97,689	7.65	\$21.43	\$27.38	\$38.69	\$60.62		\$44,573	\$56,955	\$80,473	\$126,092	
11-3011	Administrative Services Managers	100	14.08	\$43.78	\$91,070	4.59	\$23.43	\$30.53	\$42.71	\$54.11	\$67.52	\$48,735	\$63,502	\$88,829	\$112,547	\$140,451
11-3021	Computer and Information Systems Managers	550	8.98	\$63.85	\$132,812	3.08	\$39.25	\$49.22	\$59.49	\$75.30		\$81,649	\$102,372	\$123,733	\$156,634	
11-3031	Financial Managers	280	15.37	\$63.08	\$131,213	3.39	\$34.70	\$44.94	\$60.47	\$75.70		\$72,169	\$93,472	\$125,770	\$157,449	
11-3051	Industrial Production Managers	110	21.23	\$50.45	\$104,937	3.09	\$26.92	\$39.25	\$49.35	\$62.99	\$77.11	\$56,003	\$81,644	\$102,644	\$131,027	\$160,395
11-3061	Purchasing Managers	70	7.7	\$60.09	\$124,988	10.83	\$39.42	\$44.19	\$54.88	\$67.02		\$81,986	\$91,910	\$114,144	\$139,407	
11-3071	Transportation, Storage, and Distribution Managers	120	10.29	\$46.71	\$97,158	1.87	\$29.68	\$36.82	\$46.37	\$56.77	\$65.06	\$61,737	\$76,589	\$96,459	\$118,076	\$135,322
11-3111	Compensation and Benefits Managers	20	18.27	\$46.51	\$96,741	4.6	\$27.75	\$39.32	\$44.56	\$55.25	\$65.65	\$57,727	\$81,792	\$92,691	\$114,917	\$136,560
11-3121	Human Resources Managers	60	14.66	\$59.46	\$123,681	3.7	\$40.07	\$48.04	\$55.54	\$67.96		\$83,349	\$99,913	\$115,521	\$141,351	
11-3131	Training and Development Managers	20	33.08	\$46.60	\$96,922	16.43	\$21.47	\$31.94	\$41.56	\$58.54	\$71.08	\$44,652	\$66,432	\$86,436	\$121,758	\$147,841
11-9021	Construction Managers	220	34.69	\$44.84	\$93,258	8.42	\$29.52	\$34.21	\$44.34	\$55.33	\$61.07	\$61,411	\$71,155	\$92,228	\$115,081	\$127,028
11-9031	Education Administrators, Preschool and Child Care Center/Program	80	17	\$21.95	\$45,649	6.63	\$16.08	\$18.47	\$21.11	\$25.44	\$29.37	\$33,456	\$38,420	\$43,913	\$52,916	\$61,092
11-9032	Education Administrators, Elementary and Secondary School	220	5.2		\$89,353	2.38						\$70,663	\$81,037	\$89,827	\$102,080	\$114,153
11-9033	Education Administrators, Postsecondary	170	11.49													
11-9039	Education Administrators, All Other	10	41.77	\$32.40	\$67,387	8.48	\$17.02	\$18.91	\$29.48	\$44.71	\$54.88	\$35,392	\$39,328	\$61,322	\$93,003	\$114,152
11-9041	Architectural and Engineering Managers	490	9.06	\$75.51	\$157,067	7.92	\$45.36	\$56.63	\$72.33			\$94,348	\$117,799	\$150,446		
11-9051	Food Service Managers	50	30.13	\$26.53	\$55,181	6.54	\$17.49	\$19.96	\$23.98	\$30.09	\$39.55	\$36,385	\$41,521	\$49,879	\$62,589	\$82,261
11-9081	Lodging Managers	20	38.13	\$22.15	\$46,067	11.36	\$11.28	\$18.81	\$21.14	\$25.18	\$33.10	\$23,463	\$39,128	\$43,964	\$52,367	\$68,841
11-9111	Medical and Health Services Managers	250	7.77	\$40.09	\$83,390	5.69	\$22.15	\$29.67	\$38.01	\$47.51	\$59.87	\$46,070	\$61,723	\$79,051	\$98,821	\$124,521
11-9121	Natural Sciences Managers	200	20.42	\$73.88	\$153,668	2.97	\$48.08	\$62.05	\$74.61			\$100,006	\$129,073	\$155,198		
11-9131	Postmasters and Mail Superintendents			\$33.07	\$68,780		\$23.74	\$26.12	\$33.89	\$41.85	\$43.67	\$49,388	\$54,335	\$70,481	\$87,053	\$90,825
11-9141	Property, Real Estate, and Community Association Managers	70	27.59	\$26.36	\$54,826	11.37	\$8.54	\$11.86	\$28.03	\$36.72	\$41.44	\$17,754	\$24,673	\$58,295	\$76,368	\$86,191
11-9151	Social and Community Service Managers	80	11.41	\$35.55	\$73,952	4.18	\$18.95	\$22.21	\$33.69	\$45.33	\$60.92	\$39,414	\$46,191	\$70,085	\$94,281	\$126,704
11-9199	Managers, All Other	340	6.28	\$53.19	\$110,640	4.03	\$27.09	\$42.08	\$51.59	\$63.30	\$78.79	\$56,348	\$87,518	\$107,305	\$131,660	\$163,876
13-0000	Business and Financial Operations Occupations	9,270	3.46	\$35.07	\$72,946	2.66	\$16.11	\$21.59	\$31.09	\$44.21	\$59.64	\$33,500	\$44,904	\$64,666	\$91,947	\$124,061
13-1011	Agents and Business Managers of Artists, Performers, and Athletes	70	36.67													
13-1022	Wholesale and Retail Buyers, Except Farm Products	110	13.54	\$23.02	\$47,877	7.82	\$12.88	\$15.06	\$19.76	\$29.69	\$40.73	\$26,787	\$31,331	\$41,100	\$61,760	\$84,719
13-1023	Purchasing Agents, Except Wholesale, Retail, and Farm Products	540	12.01	\$33.90	\$70,504	2.87	\$20.43	\$24.34	\$33.15	\$42.22	\$50.82	\$42,487	\$50,623	\$68,947	\$87,817	\$105,711
13-1031	Claims Adjusters, Examiners, and Investigators	40	44.97	\$24.42	\$50,787	16.85	\$12.77	\$14.54	\$24.49	\$32.59	\$34.65	\$26,558	\$30,252	\$50,932	\$67,777	\$72,077

Occupational Code	Occupational Title	Employment Estimate	Employment Percentage Relative Standard Error	Average Hourly Wage	Average Annual Wage	Wage Percentage Relative Standard Error	10th Percentile (Hourly)	25th Percentile (Hourly)	50th Percentile (Hourly)	75th Percentile (Hourly)	90th Percentile (Hourly)	10th Percentile (Annual)	25th Percentile (Annual)	50th Percentile (Annual)	75th Percentile (Annual)	90th Percentile (Annual)
13-1041	Compliance Officers	230	16.37	\$33.67	\$70,039	7	\$18.76	\$23.61	\$31.87	\$40.01	\$52.64	\$39,016	\$49,102	\$66,288	\$83,227	\$109,498
13-1051	Cost Estimators	240	23.58	\$29.80	\$61,977	7.23	\$19.06	\$21.37	\$26.70	\$33.26	\$43.63	\$39,642	\$44,445	\$55,533	\$69,177	\$90,758
13-1078	Human Resources, Training, and Labor Relations Specialists, All Other*	380	6.55	\$35.57	\$73,979	3.45	\$19.63	\$25.05	\$32.28	\$42.42	\$60.76	\$40,826	\$52,098	\$67,153	\$88,234	\$126,390
13-1081	Logisticians	150	9.34	\$34.12	\$70,960	4.25	\$18.81	\$22.00	\$31.69	\$45.11	\$54.89	\$39,135	\$45,763	\$65,920	\$93,827	\$114,180
13-1111	Management Analysts	800	15.37	\$37.54	\$78,079	5.56	\$17.22	\$22.76	\$37.78	\$48.26	\$56.34	\$35,821	\$47,347	\$78,578	\$100,381	\$117,185
13-1121	Meeting, Convention, and Event Planners*	110	9	\$28.41	\$59,083	4.77	\$15.91	\$18.81	\$28.11	\$35.81	\$43.15	\$33,097	\$39,121	\$58,464	\$74,492	\$89,753
13-1141	Compensation, Benefits, and Job Analysis Specialists	80	10.25	\$29.92	\$62,244	2.48	\$19.50	\$22.39	\$28.99	\$35.68	\$44.69	\$40,553	\$46,567	\$60,290	\$74,216	\$92,947
13-1151	Training and Development Specialists	170	12.79	\$29.81	\$62,001	2.94	\$17.71	\$21.95	\$27.96	\$35.99	\$47.19	\$36,834	\$45,664	\$58,151	\$74,856	\$98,148
13-1161	Market Research Analysts and Marketing Specialists*	260	16.16	\$27.94	\$58,110	6.96	\$10.74	\$19.07	\$25.59	\$36.58	\$46.06	\$22,329	\$39,660	\$53,224	\$76,077	\$95,804
13-1199	Business Operations Specialists, All Other*	2,820	5.92	\$34.82	\$72,422	5.34	\$14.74	\$18.53	\$31.83	\$46.64	\$63.24	\$30,658	\$38,542	\$66,197	\$97,005	\$131,542
13-2011	Accountants and Auditors	2,030	7.25	\$35.64	\$74,141	2.55	\$19.53	\$23.97	\$30.77	\$42.78	\$59.16	\$40,620	\$49,856	\$64,008	\$88,978	\$123,060
13-2021	Appraisers and Assessors of Real Estate	80	33.48	\$36.47	\$75,858	23.9	\$16.50	\$23.25	\$28.17	\$36.00	\$45.59	\$34,311	\$48,352	\$58,604	\$74,884	\$94,824
13-2031	Budget Analysts	40	7.2	\$36.97	\$76,890	2.37	\$26.77	\$30.86	\$35.62	\$44.44	\$48.44	\$55,678	\$64,187	\$74,092	\$92,426	\$100,757
13-2041	Credit Analysts	70	11.53	\$26.03	\$54,134	1.95	\$18.24	\$20.57	\$24.41	\$31.30	\$37.17	\$37,941	\$42,788	\$50,778	\$65,101	\$77,312
13-2051	Financial Analysts	350	26.89													
13-2052	Personal Financial Advisors	230	20.07	\$24.59	\$51,140	12.25	\$15.27	\$16.50	\$18.25	\$31.01	\$39.05	\$31,766	\$34,327	\$37,953	\$64,493	\$81,229
13-2061	Financial Examiners			\$38.83	\$80,761	11.7	\$22.37	\$27.79	\$35.01	\$53.38	\$61.44	\$46,523	\$57,806	\$72,818	\$111,034	\$127,793
13-2071	Credit Counselors	30	45.89													
13-2072	Loan Officers	270	18.65	\$37.16	\$77,303	15.35	\$11.44	\$19.54	\$29.90	\$42.14	\$68.41	\$23,805	\$40,639	\$62,186	\$87,657	\$142,283
13-2082	Tax Preparers			\$24.68	\$51,328	9.19	\$17.51	\$19.86	\$22.65	\$31.12	\$34.55	\$36,426	\$41,312	\$47,102	\$64,730	\$71,854
13-2099	Financial Specialists, All Other	60	15.47	\$36.81	\$76,571	8.8	\$20.04	\$24.91	\$33.30	\$44.85	\$57.14	\$41,681	\$51,822	\$69,255	\$93,291	\$118,857
15-0000	Computer and Mathematical Occupations	11,180	4.75	\$41.54	\$86,394	2.29	\$20.68	\$28.18	\$39.55	\$52.67	\$64.99	\$43,005	\$58,612	\$82,267	\$109,551	\$135,172
15-1111	Computer and Information Research Scientists	160	25.46	\$52.65	\$109,521	15.36	\$25.02	\$32.39	\$43.40	\$61.06		\$52,046	\$67,379	\$90,270	\$127,005	
15-1121	Computer Systems Analysts	940	21.15	\$45.68	\$95,009	2.75	\$17.84	\$31.72	\$44.56	\$59.01	\$75.56	\$37,111	\$65,987	\$92,678	\$122,745	\$157,168
15-1131	Computer Programmers	260	13.29	\$38.15	\$79,345	4.24	\$21.42	\$29.71	\$35.44	\$44.85	\$58.93	\$44,556	\$61,805	\$73,720	\$93,284	\$122,570
15-1132	Software Developers, Applications	3,280	7.2	\$41.20	\$85,702	2.61	\$22.77	\$29.57	\$39.67	\$50.97	\$63.58	\$47,364	\$61,502	\$82,507	\$106,017	\$132,250
15-1133	Software Developers, Systems Software	1,860	10.45	\$50.32	\$104,659	4.38	\$22.99	\$40.19	\$52.38	\$63.44	\$71.58	\$47,813	\$83,596	\$108,946	\$131,959	\$148,878
15-1141	Database Administrators	180	19.61	\$41.45	\$86,221	3.79	\$22.78	\$29.87	\$42.45	\$52.03	\$63.23	\$47,380	\$62,135	\$88,286	\$108,212	\$131,518
15-1142	Network and Computer Systems Administrators*	950	12.34	\$47.65	\$99,120	11.87	\$22.82	\$31.15	\$39.48	\$51.11		\$47,461	\$64,785	\$82,113	\$106,300	
15-1150	Computer Support Specialists	1,990	3.69	\$29.61	\$61,588	6.22	\$16.76	\$21.32	\$27.91	\$36.26	\$45.69	\$34,850	\$44,341	\$58,058	\$75,421	\$95,040
15-1179	Information Security Analysts, Web Developers, and Computer Network Architects	470	9.2	\$41.87	\$87,098	3.45	\$25.09	\$32.18	\$42.03	\$51.68	\$59.40	\$52,192	\$66,933	\$87,419	\$107,505	\$123,552
15-1799	Computer Occupations, All Other*	940	17.22	\$39.15	\$81,434	3.78	\$21.81	\$27.81	\$38.27	\$50.06	\$56.93	\$45,369	\$57,838	\$79,602	\$104,129	\$118,410
15-2031	Operations Research Analysts			\$38.42	\$79,920	6.86	\$21.62	\$31.13	\$38.95	\$44.03	\$58.38	\$44,968	\$64,748	\$81,020	\$91,578	\$121,437
15-2041	Statisticians			\$41.73	\$86,789	8.72	\$21.52	\$29.62	\$35.84	\$52.31	\$74.75	\$44,755	\$61,606	\$74,540	\$108,800	\$155,488
17-0000	Architecture and Engineering Occupations	6,530	9.7	\$42.06	\$87,489	3.79	\$20.95	\$27.54	\$38.91	\$54.01	\$67.59	\$43,586	\$57,274	\$80,930	\$112,339	\$140,583
17-1011	Architects, Except Landscape and Naval	400	49.41	\$25.07	\$52,145	14.87	\$10.96	\$12.72	\$23.00	\$31.06	\$47.92	\$22,800	\$26,462	\$47,836	\$64,597	\$99,666
17-1012	Landscape Architects			\$31.77	\$66,083	6.67	\$22.62	\$25.47	\$29.32	\$39.35	\$43.07	\$47,040	\$52,971	\$60,996	\$81,852	\$89,586
17-1021	Cartographers and Photogrammetrists			\$32.54	\$67,689	8.99	\$16.29	\$23.49	\$30.48	\$42.57	\$53.15	\$33,891	\$48,858	\$63,392	\$88,550	\$110,542

Occupational Code	Occupational Title	Employment Estimate	Employment Percentage Relative Standard Error	Average Hourly Wage	Average Annual Wage	Wage Percentage Relative Standard Error	10th Percentile (Hourly)	25th Percentile (Hourly)	50th Percentile (Hourly)	75th Percentile (Hourly)	90th Percentile (Hourly)	10th Percentile (Annual)	25th Percentile (Annual)	50th Percentile (Annual)	75th Percentile (Annual)	90th Percentile (Annual)
17-1022	Surveyors			\$25.30	\$52,620	6.22	\$9.09	\$17.91	\$24.38	\$28.93	\$40.06	\$18,898	\$37,245	\$50,707	\$60,171	\$83,320
17-2011	Aerospace Engineers	410	40.08	\$46.79	\$97,332	6.66	\$28.20	\$33.87	\$45.38	\$56.80	\$67.10	\$58,663	\$70,455	\$94,400	\$118,143	\$139,574
17-2031	Biomedical Engineers	30	33.14	\$44.14	\$91,813	3.39	\$24.80	\$33.45	\$45.83	\$54.70	\$64.40	\$51,585	\$69,568	\$95,333	\$113,780	\$133,954
17-2051	Civil Engineers	360	28.37	\$39.02	\$81,154	2	\$24.91	\$30.69	\$36.84	\$45.48	\$56.38	\$51,821	\$63,828	\$76,622	\$94,591	\$117,267
17-2061	Computer Hardware Engineers	690	11.01	\$57.99	\$120,617	3.55	\$34.10	\$44.87	\$57.54	\$68.62		\$70,920	\$93,320	\$119,682	\$142,740	
17-2071	Electrical Engineers			\$53.35	\$110,971	13.22	\$24.20	\$32.60	\$43.29	\$63.47		\$50,344	\$67,809	\$90,033	\$132,008	
17-2072	Electronics Engineers, Except Computer			\$48.03	\$99,897	3.03	\$26.75	\$36.01	\$48.61	\$60.33	\$68.63	\$55,636	\$74,897	\$101,103	\$125,484	\$142,750
17-2081	Environmental Engineers	20	19.28	\$37.11	\$77,193	4.4	\$23.78	\$27.84	\$37.99	\$44.61	\$51.51	\$49,463	\$57,903	\$79,010	\$92,795	\$107,132
17-2111	Health and Safety Engineers, Except Mining Safety Engineers and Inspectors	30	14.2	\$43.15	\$89,747	2.42	\$18.46	\$33.61	\$42.55	\$59.18	\$66.60	\$38,397	\$69,913	\$88,506	\$123,088	\$138,518
17-2112	Industrial Engineers	430	18.78	\$44.35	\$92,250	2.55	\$30.84	\$35.92	\$44.71	\$52.40	\$60.42	\$64,146	\$74,712	\$93,007	\$108,989	\$125,678
17-2131	Materials Engineers	120	31.63	\$41.60	\$86,524	4.04	\$27.99	\$32.69	\$39.52	\$50.21	\$61.01	\$58,222	\$68,000	\$82,207	\$104,428	\$126,903
17-2141	Mechanical Engineers	610	14.04	\$48.18	\$100,223	6.51	\$22.79	\$33.13	\$48.19	\$64.11	\$75.22	\$47,413	\$68,913	\$100,237	\$133,353	\$156,452
17-2199	Engineers, All Other	350	17.54	\$44.73	\$93,034	11.6	\$24.12	\$27.63	\$43.67	\$60.28	\$73.92	\$50,164	\$57,475	\$90,828	\$125,392	\$153,755
17-3011	Architectural and Civil Drafters			\$24.87	\$51,733	4.37	\$18.44	\$20.76	\$24.89	\$28.38	\$32.88	\$38,365	\$43,188	\$51,781	\$59,040	\$68,391
17-3012	Electrical and Electronics Drafters	50	31.22	\$32.08	\$66,734	6.65	\$21.29	\$26.42	\$33.36	\$39.00	\$42.48	\$44,278	\$54,963	\$69,386	\$81,124	\$88,366
17-3013	Mechanical Drafters	50	22.01	\$26.49	\$55,109	4.96	\$20.50	\$23.20	\$26.33	\$29.37	\$34.32	\$42,637	\$48,247	\$54,777	\$61,091	\$71,387
17-3021	Aerospace Engineering and Operations Technicians	140	38.89	\$30.20	\$62,815	3.67	\$22.52	\$26.12	\$29.82	\$34.34	\$39.70	\$46,844	\$54,335	\$62,033	\$71,427	\$82,572
17-3022	Civil Engineering Technicians	60	32.18	\$25.78	\$53,625	3.99	\$19.71	\$21.64	\$25.53	\$28.92	\$33.90	\$40,996	\$45,020	\$53,106	\$60,153	\$70,507
17-3023	Electrical and Electronics Engineering Technicians	340	21.79	\$27.40	\$56,982	2.17	\$16.56	\$20.87	\$26.71	\$32.21	\$40.60	\$34,447	\$43,417	\$55,552	\$67,002	\$84,449
17-3024	Electro-Mechanical Technicians			\$23.39	\$48,644	4.64	\$16.46	\$19.03	\$21.58	\$26.05	\$31.68	\$34,228	\$39,591	\$44,890	\$54,178	\$65,893
17-3025	Environmental Engineering Technicians			\$23.22	\$48,294	9.81	\$16.58	\$19.36	\$21.39	\$24.67	\$35.38	\$34,487	\$40,278	\$44,498	\$51,307	\$73,599
17-3026	Industrial Engineering Technicians	130	23.58	\$23.09	\$48,027	5.09	\$13.15	\$17.42	\$22.70	\$28.12	\$33.32	\$27,358	\$36,225	\$47,213	\$58,490	\$69,309
17-3027	Mechanical Engineering Technicians	150	24.19	\$27.45	\$57,098	5.85	\$16.58	\$22.99	\$28.31	\$31.68	\$36.87	\$34,492	\$47,811	\$58,878	\$65,905	\$76,688
17-3029	Engineering Technicians, Except Drafters, All Other	90	25.28	\$31.65	\$65,827	2.86	\$12.59	\$23.20	\$32.89	\$40.64	\$46.70	\$26,197	\$48,250	\$68,421	\$84,537	\$97,128
17-3031	Surveying and Mapping Technicians	90	23.36	\$26.22	\$54,530	3.85	\$18.61	\$21.80	\$26.21	\$29.95	\$34.94	\$38,713	\$45,338	\$54,510	\$62,286	\$72,670
19-0000	Life, Physical, and Social Science Occupations	4,330	7.29	\$39.06	\$81,239	2.49	\$18.60	\$25.71	\$35.90	\$49.81	\$65.59	\$38,692	\$53,470	\$74,665	\$103,606	\$136,429
19-1013	Soil and Plant Scientists	20	48.57	\$38.80	\$80,713	3.94	\$25.27	\$28.41	\$37.97	\$48.21	\$55.60	\$52,559	\$59,084	\$78,986	\$100,270	\$115,644
19-1021	Biochemists and Biophysicists	170	42.22	\$44.19	\$91,918	12.68	\$21.58	\$26.06	\$40.85	\$59.49	\$78.40	\$44,886	\$54,205	\$84,963	\$123,746	\$163,065
19-1022	Microbiologists			\$37.57	\$78,141	8.73	\$13.14	\$30.30	\$39.51	\$50.65	\$55.62	\$27,335	\$63,014	\$82,187	\$105,359	\$115,683
19-1029	Biological Scientists, All Other	270	6.84	\$34.58	\$71,923	1.98	\$23.59	\$28.47	\$34.19	\$40.87	\$45.37	\$49,076	\$59,228	\$71,115	\$85,017	\$94,375
19-1031	Conservation Scientists	20	25.99	\$35.83	\$74,528	6.47	\$27.61	\$30.95	\$36.68	\$42.60	\$46.44	\$57,433	\$64,376	\$76,302	\$88,617	\$96,605
19-1042	Medical Scientists, Except Epidemiologists	180	31.21	\$40.00	\$83,209	7.07	\$25.37	\$30.03	\$34.18	\$43.58	\$67.35	\$52,774	\$62,455	\$71,092	\$80,649	\$140,095
19-2012	Physicists			\$59.97	\$124,738	2.27	\$32.79	\$47.42	\$62.20	\$74.75		\$68,211	\$98,626	\$129,370	\$155,484	
19-2021	Atmospheric and Space Scientists			\$49.64	\$103,253	5.7	\$28.65	\$38.84	\$49.21	\$62.32	\$70.27	\$59,589	\$80,781	\$102,352	\$129,625	\$146,165
19-2031	Chemists	450	28.21	\$36.80	\$76,553	6.16	\$16.58	\$25.93	\$36.68	\$46.27	\$57.36	\$34,493	\$53,942	\$76,297	\$96,243	\$119,315
19-2032	Materials Scientists			\$46.75	\$97,249	8.17	\$31.79	\$41.58	\$48.45	\$52.95	\$56.05	\$66,128	\$86,476	\$100,769	\$110,146	\$116,578
19-2041	Environmental Scientists and Specialists, Including Health	340	10.8	\$30.24	\$62,897	1.65	\$17.03	\$21.29	\$27.55	\$37.70	\$47.46	\$35,429	\$44,290	\$57,300	\$78,409	\$98,711
19-2042	Geoscientists, Except Hydrologists and Geographers	90	19.91	\$38.10	\$79,238	5.22	\$20.86	\$25.04	\$34.20	\$51.37	\$57.94	\$43,398	\$52,080	\$71,136	\$106,851	\$120,512

Occupational Code	Occupational Title	Employment Estimate	Employment Percentage Relative Standard Error	Average Hourly Wage	Average Annual Wage	Wage Percentage Relative Standard Error	10th Percentile (Hourly)	25th Percentile (Hourly)	50th Percentile (Hourly)	75th Percentile (Hourly)	90th Percentile (Hourly)	10th Percentile (Annual)	25th Percentile (Annual)	50th Percentile (Annual)	75th Percentile (Annual)	90th Percentile (Annual)
19-2043	Hydrologists	50	47.57	\$45.28	\$94,174	2.75	\$22.78	\$34.79	\$42.34	\$52.06	\$79.06	\$47,381	\$72,356	\$88,057	\$108,292	\$164,446
19-2099	Physical Scientists, All Other			\$49.62	\$103,215	4.11	\$29.15	\$37.09	\$50.21	\$62.57	\$74.75	\$60,628	\$77,153	\$104,434	\$130,151	\$155,482
19-3011	Economists	10	30.42	\$45.64	\$94,921	11.14	\$31.44	\$34.58	\$47.57	\$54.19	\$63.62	\$65,394	\$71,925	\$98,940	\$112,718	\$132,331
19-3031	Clinical, Counseling, and School Psychologists	210	16.5	\$47.46	\$98,723	24.1	\$15.76	\$21.65	\$37.72	\$60.63		\$32,777	\$45,034	\$78,464	\$126,119	
19-3051	Urban and Regional Planners	160	46.72	\$31.83	\$66,200	2.03	\$23.95	\$25.96	\$29.90	\$38.26	\$43.06	\$49,807	\$54,007	\$62,202	\$79,583	\$89,569
19-3091	Anthropologists and Archeologists	20	42.18	\$20.54	\$42,716	13.91	\$12.99	\$14.92	\$17.03	\$27.37	\$33.53	\$27,017	\$31,024	\$35,428	\$56,933	\$69,736
19-3099	Social Scientists and Related Workers, All Other	210	2.93	\$36.77	\$76,483	2.44	\$24.40	\$30.24	\$36.62	\$43.46	\$50.49	\$50,743	\$62,903	\$76,167	\$90,398	\$105,021
19-4021	Biological Technicians	100	41.18	\$21.99	\$45,732	3.68	\$14.45	\$16.76	\$20.41	\$27.40	\$33.65	\$30,055	\$34,854	\$42,451	\$56,993	\$69,996
19-4041	Geological and Petroleum Technicians			\$17.48	\$36,360	4.96	\$11.22	\$12.56	\$14.46	\$21.91	\$28.60	\$23,346	\$26,131	\$30,078	\$45,566	\$59,481
19-4091	Environmental Science and Protection Technicians, Including Health	20	35.49	\$21.68	\$45,101	8.14	\$15.53	\$17.02	\$21.23	\$25.64	\$27.87	\$32,308	\$35,410	\$44,159	\$53,322	\$57,960
19-4099	Life, Physical, and Social Science Technicians, All Other	140	14.84	\$20.72	\$43,090	3.94	\$10.49	\$14.44	\$18.44	\$25.52	\$35.02	\$21,818	\$30,045	\$38,361	\$53,072	\$72,851
21-0000	Community and Social Service Occupations	2,050	5.42	\$20.48	\$42,603	3.68	\$11.80	\$14.30	\$19.04	\$25.06	\$32.09	\$24,554	\$29,745	\$39,610	\$52,120	\$66,749
21-1011	Substance Abuse and Behavioral Disorder Counselors	60	3.49	\$22.24	\$46,258	2.54	\$14.82	\$19.13	\$21.58	\$25.90	\$29.93	\$30,821	\$39,793	\$44,897	\$53,872	\$62,248
21-1012	Educational, Guidance, School, and Vocational Counselors	330	10.48	\$21.54	\$44,801	5.94	\$12.14	\$15.05	\$21.66	\$27.65	\$32.41	\$25,243	\$31,309	\$45,059	\$57,502	\$67,415
21-1013	Marriage and Family Therapists	30	6.7	\$20.70	\$43,053	2.7	\$15.57	\$18.67	\$20.77	\$22.86	\$26.48	\$32,392	\$38,842	\$43,192	\$47,542	\$55,086
21-1014	Mental Health Counselors	200	12.93	\$19.23	\$40,000	5.57	\$10.84	\$14.70	\$19.46	\$23.47	\$27.43	\$22,552	\$30,584	\$40,481	\$48,822	\$57,064
21-1015	Rehabilitation Counselors	240	29.19	\$14.36	\$29,864	4.16	\$10.23	\$11.34	\$13.15	\$15.94	\$20.74	\$21,288	\$23,593	\$27,353	\$33,160	\$43,133
21-1021	Child, Family, and School Social Workers	360	11.81	\$24.73	\$51,443	4.2	\$12.96	\$17.45	\$22.22	\$31.49	\$39.72	\$26,955	\$36,306	\$46,209	\$65,493	\$82,617
21-1022	Healthcare Social Workers	140	19.62	\$23.27	\$48,397	4.15	\$15.75	\$18.99	\$21.70	\$26.30	\$31.74	\$32,750	\$39,505	\$45,141	\$54,705	\$66,012
21-1023	Mental Health and Substance Abuse Social Workers	80	36.91	\$18.82	\$39,146	2.13	\$14.77	\$16.23	\$18.25	\$20.84	\$22.81	\$30,712	\$33,764	\$37,956	\$43,339	\$47,441
21-1091	Health Educators	20	0.11	\$30.19	\$62,805	2.45	\$20.83	\$27.37	\$31.33	\$34.76	\$37.96	\$43,332	\$56,932	\$65,160	\$72,295	\$78,951
21-1092	Probation Officers and Correctional Treatment Specialists	100	18.17	\$24.18	\$50,294	11.18	\$12.84	\$14.49	\$22.69	\$31.18	\$37.55	\$26,701	\$30,129	\$47,195	\$64,857	\$78,103
21-1093	Social and Human Service Assistants	190	6.1	\$17.00	\$35,352	1.57	\$12.76	\$14.79	\$16.65	\$18.87	\$22.20	\$26,545	\$30,758	\$34,623	\$39,240	\$46,167
21-1798	Community and Social Service Specialists, All Other*	240	5.15	\$18.41	\$38,294	3.09	\$11.13	\$12.81	\$15.82	\$21.94	\$31.50	\$23,159	\$26,637	\$32,904	\$45,632	\$65,523
21-2011	Clergy	30	38.78	\$22.84	\$47,509	5.57	\$16.06	\$17.76	\$21.55	\$28.50	\$31.51	\$33,410	\$36,948	\$44,828	\$59,282	\$65,547
23-0000	Legal Occupations	1,020	9.53	\$43.95	\$91,409	7.73	\$18.74	\$23.76	\$37.10	\$62.60	\$72.25	\$38,986	\$49,428	\$77,171	\$130,211	\$150,275
23-1011	Lawyers	640	14.73	\$55.32	\$115,070	5.91	\$25.96	\$36.45	\$58.27	\$68.56	\$78.54	\$54,003	\$75,820	\$121,194	\$142,608	\$163,355
23-1023	Judges, Magistrate Judges, and Magistrates	20	0.06	\$57.65	\$119,909	2.76	\$53.42	\$53.43	\$59.74	\$62.43	\$62.44	\$111,116	\$111,126	\$124,265	\$129,859	\$129,870
23-2011	Paralegals and Legal Assistants*	220	25.77	\$23.00	\$47,840	3.59	\$16.41	\$19.54	\$22.22	\$26.28	\$30.25	\$34,139	\$40,643	\$46,227	\$54,669	\$62,910
23-2099	Legal Support Workers, All Other	30	34.08	\$24.82	\$51,616	10.81	\$13.64	\$16.11	\$23.18	\$31.01	\$38.72	\$28,366	\$33,504	\$48,218	\$64,505	\$80,535
25-0000	Education, Training, and Library Occupations	10,900	2.58	\$24.50	\$50,952	3.48	\$11.87	\$15.66	\$22.73	\$30.03	\$36.41	\$24,682	\$32,576	\$47,283	\$62,461	\$75,722
25-1021	Computer Science Teachers, Postsecondary	80	7.08		\$84,072	4.81						\$46,891	\$56,345	\$71,262	\$114,787	\$147,958
25-1194	Vocational Education Teachers, Postsecondary	130	23.72													
25-2011	Preschool Teachers, Except Special Education	1,000	16.75	\$19.50	\$40,562	12.24	\$9.53	\$12.01	\$16.82	\$27.01	\$33.74	\$19,813	\$24,975	\$34,985	\$56,184	\$70,180

Occupational Code	Occupational Title	Employment Estimate	Employment Percentage Relative Standard Error	Average Hourly Wage	Average Annual Wage	Wage Percentage Relative Standard Error	10th Percentile (Hourly)	25th Percentile (Hourly)	50th Percentile (Hourly)	75th Percentile (Hourly)	90th Percentile (Hourly)	10th Percentile (Annual)	25th Percentile (Annual)	50th Percentile (Annual)	75th Percentile (Annual)	90th Percentile (Annual)
25-2012	Kindergarten Teachers, Except Special Education	170	4		\$47,810	2.64						\$32,270	\$38,916	\$47,351	\$56,891	\$66,187
25-2021	Elementary School Teachers, Except Special Education	1,260	3.28		\$51,481	2.14						\$35,896	\$42,189	\$50,785	\$59,752	\$70,494
25-2022	Middle School Teachers, Except Special and Career/Technical Education	820	10.47		\$51,903	3.36						\$34,217	\$41,601	\$52,097	\$62,089	\$71,515
25-3021	Self-Enrichment Education Teachers	320	8.29	\$18.67	\$38,839	13.28	\$10.14	\$12.18	\$15.87	\$26.43	\$30.48	\$21,097	\$25,342	\$33,008	\$54,979	\$63,403
25-3999	Teachers and Instructors, All Other*	450	8.09		\$46,931	2.97						\$24,908	\$30,401	\$42,126	\$61,865	\$74,347
25-4011	Archivists			\$21.00	\$43,684	7.03	\$14.97	\$16.33	\$20.38	\$24.93	\$27.84	\$31,142	\$33,957	\$42,399	\$51,852	\$57,907
25-4012	Curators	50	0.04	\$20.16	\$41,928	5.52	\$12.27	\$13.26	\$23.32	\$26.26	\$28.08	\$25,525	\$27,580	\$48,505	\$54,619	\$58,398
25-4021	Librarians	190	4.38	\$33.10	\$68,850	6.32	\$14.13	\$24.09	\$30.88	\$44.39	\$53.25	\$29,384	\$50,107	\$64,233	\$92,341	\$110,762
25-4031	Library Technicians	280	1.94	\$18.45	\$38,370	4.18	\$12.38	\$14.78	\$18.58	\$21.90	\$24.96	\$25,761	\$30,742	\$38,636	\$45,546	\$51,908
25-9031	Instructional Coordinators	70	16.43	\$30.78	\$64,032	8.64	\$16.42	\$21.52	\$28.65	\$40.17	\$50.88	\$34,154	\$44,767	\$59,584	\$83,556	\$105,824
25-9041	Teacher Assistants	1,470	6.24		\$28,019	2.86						\$20,239	\$22,454	\$26,912	\$33,137	\$37,988
27-0000	Arts, Design, Entertainment, Sports, and Media Occupations	3,350	4.92	\$24.21	\$50,353	3.6	\$9.74	\$13.80	\$20.05	\$29.79	\$43.94	\$20,258	\$28,700	\$41,698	\$61,967	\$91,391
27-1011	Art Directors	50	22.03	\$35.35	\$73,532	4.93	\$20.91	\$25.48	\$33.94	\$44.53	\$51.63	\$43,502	\$52,993	\$70,586	\$92,626	\$107,398
27-1013	Fine Artists, Including Painters, Sculptors, and Illustrators			\$15.97	\$33,219	19.63	\$8.02	\$9.06	\$17.41	\$19.48	\$22.64	\$16,678	\$18,854	\$36,222	\$40,515	\$47,100
27-1019	Artists and Related Workers, All Other	30	23.69	\$20.11	\$41,828	14.51	\$9.30	\$14.31	\$17.82	\$24.05	\$35.12	\$19,349	\$29,774	\$37,072	\$50,021	\$73,044
27-1021	Commercial and Industrial Designers	50	22.59	\$30.45	\$63,338	3.96	\$18.88	\$21.48	\$30.28	\$38.12	\$43.04	\$39,276	\$44,678	\$62,981	\$79,283	\$89,516
27-1023	Floral Designers	60	17.11	\$13.99	\$29,098	2.65	\$8.41	\$11.18	\$14.21	\$17.00	\$18.99	\$17,502	\$23,263	\$29,563	\$35,353	\$39,500
27-1024	Graphic Designers	390	18.92	\$23.68	\$49,262	3.61	\$15.73	\$18.06	\$21.44	\$27.79	\$35.34	\$32,715	\$37,573	\$44,601	\$57,811	\$73,508
27-1025	Interior Designers	50	39.66	\$21.05	\$43,785	14.41	\$12.97	\$14.30	\$18.85	\$22.69	\$35.41	\$26,974	\$29,746	\$39,207	\$47,205	\$73,649
27-1026	Merchandise Displayers and Window Trimmers	20	47.8	\$13.73	\$28,551	8.32	\$10.19	\$11.51	\$13.05	\$14.45	\$18.35	\$21,189	\$23,931	\$27,140	\$30,055	\$38,171
27-1029	Designers, All Other	20	34.47	\$22.38	\$46,559	8.14	\$12.37	\$14.17	\$22.15	\$27.86	\$34.53	\$25,727	\$29,470	\$46,067	\$57,947	\$71,829
27-2011	Actors	40	20.8	\$15.30		19.08	\$8.75	\$12.00	\$13.10	\$14.20	\$16.20					
27-2012	Producers and Directors	30	13.59	\$28.60	\$59,479	11.84	\$9.97	\$17.28	\$26.67	\$33.11	\$44.75	\$20,743	\$35,945	\$55,483	\$68,877	\$93,082
27-2022	Coaches and Scouts	490	10.1		\$31,364	11.01						\$16,997	\$19,297	\$22,591	\$28,378	\$45,273
27-2041	Music Directors and Composers	10	49.82	\$25.47	\$52,972	18.33	\$13.01	\$16.08	\$21.59	\$35.47	\$45.21	\$27,052	\$33,446	\$44,906	\$73,782	\$94,047
27-2042	Musicians and Singers	30	35.62	\$33.65		25.08	\$9.48	\$10.56	\$45.53	\$54.31	\$63.29					
27-3031	Public Relations Specialists	720	9.35	\$31.14	\$64,767	4.71	\$13.38	\$18.82	\$25.50	\$39.65	\$57.60	\$27,839	\$39,155	\$53,039	\$82,463	\$119,812
27-3041	Editors	240	20.94	\$31.37	\$65,245	8.91	\$17.51	\$20.65	\$26.73	\$38.53	\$44.27	\$36,421	\$42,947	\$55,607	\$80,141	\$92,091
27-3042	Technical Writers	130	27.72	\$30.19	\$62,787	6.26	\$13.27	\$19.48	\$30.35	\$41.16	\$47.33	\$27,604	\$40,528	\$63,138	\$85,614	\$98,453
27-3043	Writers and Authors	60	6.84	\$32.46	\$67,516	28.99	\$14.47	\$16.17	\$18.45	\$39.61	\$58.07	\$30,090	\$33,635	\$38,373	\$82,380	\$120,775
27-3091	Interpreters and Translators	180	11.12	\$23.15	\$48,146	6.45	\$14.79	\$19.30	\$22.52	\$27.43	\$33.81	\$30,770	\$40,147	\$46,844	\$57,056	\$70,325
27-4011	Audio and Video Equipment Technicians	30	16.24	\$18.87	\$39,259	5.75	\$11.94	\$13.08	\$16.35	\$25.01	\$29.72	\$24,828	\$27,206	\$34,005	\$52,023	\$61,817
27-4012	Broadcast Technicians	30	29.71													
27-4014	Sound Engineering Technicians	40	45.21	\$21.25	\$44,198	3.92	\$14.90	\$17.03	\$21.43	\$25.49	\$28.08	\$30,984	\$35,429	\$44,567	\$53,010	\$58,398
27-4021	Photographers	90	17.96	\$16.29	\$33,887	14.96	\$8.31	\$11.42	\$17.00	\$19.82	\$23.17	\$17,292	\$23,744	\$35,353	\$41,234	\$48,193
27-4031	Camera Operators, Television, Video, and Motion Picture	10	13.05	\$18.59	\$38,676	7.2	\$11.99	\$13.63	\$17.14	\$21.35	\$31.55	\$24,944	\$28,355	\$35,646	\$44,413	\$65,626
27-4032	Film and Video Editors	50	35.4	\$21.20	\$44,097	8.83	\$13.36	\$14.76	\$18.29	\$27.21	\$32.51	\$27,781	\$30,710	\$38,038	\$56,598	\$67,624

Occupational Code	Occupational Title	Employment Estimate	Employment Percentage Relative Standard Error	Average Hourly Wage	Average Annual Wage	Wage Percentage Relative Standard Error	10th Percentile (Hourly)	25th Percentile (Hourly)	50th Percentile (Hourly)	75th Percentile (Hourly)	90th Percentile (Hourly)	10th Percentile (Annual)	25th Percentile (Annual)	50th Percentile (Annual)	75th Percentile (Annual)	90th Percentile (Annual)
27-4099	Media and Communication Equipment Workers, All Other	60	3.93	\$19.08	\$39,693	5	\$9.94	\$11.31	\$15.48	\$27.52	\$34.39	\$20,679	\$23,516	\$32,198	\$57,235	\$71,532
29-0000	Healthcare Practitioners and Technical Occupations	8,370	10.67	\$36.74	\$76,414	4.34	\$15.87	\$23.04	\$31.06	\$41.07	\$60.00	\$33,000	\$47,916	\$64,600	\$85,433	\$124,802
29-1011	Chiropractors	110	47.09	\$18.63	\$38,756	10.7	\$12.78	\$13.95	\$15.93	\$23.78	\$30.61	\$26,574	\$29,022	\$33,140	\$49,469	\$63,670
29-1021	Dentists, General			\$88.32	\$183,697	28.51	\$41.14	\$47.80				\$85,576	\$99,428			
29-1031	Dietitians and Nutritionists	40	9.02	\$25.37	\$52,771	1.98	\$16.25	\$21.09	\$24.82	\$28.83	\$36.76	\$33,802	\$43,875	\$51,623	\$59,959	\$76,468
29-1041	Optometrists	70	30.61	\$50.65	\$105,353	19.46	\$27.28	\$30.30	\$47.00	\$60.12	\$71.09	\$56,741	\$63,032	\$97,760	\$125,048	\$147,869
29-1051	Pharmacists	380	11.21	\$52.06	\$108,280	3.22	\$37.40	\$48.30	\$54.16	\$61.76	\$68.79	\$77,791	\$100,463	\$112,658	\$128,463	\$143,092
29-1062	Family and General Practitioners	240	35.99	#####	\$209,414	14.67	\$55.91	\$73.35				\$116,293	\$152,559			
29-1064	Obstetricians and Gynecologists			#####	\$256,254	20.36										
29-1065	Pediatricians, General	10	1.85	\$57.80	\$120,224	5.17	\$35.87	\$47.69	\$60.41	\$70.03	\$79.31	\$74,614	\$99,186	\$125,654	\$145,662	\$164,970
29-1066	Psychiatrists	10	3.48	\$72.49	\$150,778	7.62	\$50.98	\$67.08	\$77.51			\$106,031	\$139,524	\$161,213		
29-1067	Surgeons	40	45.21	\$99.26	\$206,458	23.07	\$53.67					\$111,634				
29-1069	Physicians and Surgeons, All Other	200	36.92	\$91.51	\$190,332	14.15	\$58.99	\$64.85				\$122,692	\$134,892			
29-1071	Physician Assistants	110	13.57	\$40.99	\$85,269	3.66	\$29.34	\$32.84	\$40.20	\$50.41	\$55.20	\$61,032	\$68,306	\$83,611	\$104,846	\$114,812
29-1111	Registered Nurses*	2,940	19.04	\$32.69	\$67,988	1.71	\$23.86	\$27.27	\$32.55	\$38.78	\$43.10	\$49,636	\$56,730	\$67,694	\$80,654	\$89,656
29-1122	Occupational Therapists	160	9.8	\$35.53	\$73,905	2.05	\$26.75	\$30.71	\$35.60	\$40.95	\$44.86	\$55,637	\$63,874	\$74,045	\$85,172	\$93,301
29-1123	Physical Therapists	390	12.62	\$32.41	\$67,414	4.51	\$23.24	\$27.53	\$31.42	\$35.91	\$44.67	\$48,335	\$57,256	\$65,356	\$74,691	\$92,921
29-1126	Respiratory Therapists	110	21.66	\$26.21	\$54,507	1.78	\$21.05	\$23.44	\$26.16	\$28.94	\$32.05	\$43,792	\$48,756	\$54,416	\$60,193	\$66,667
29-1127	Speech-Language Pathologists	270	15.33	\$38.21	\$79,483	1.72	\$27.74	\$32.81	\$38.43	\$44.14	\$50.93	\$57,695	\$68,248	\$79,939	\$91,817	\$105,932
29-1128	Therapists, All Other*	30	0.04	\$26.36	\$54,833	1.97	\$18.77	\$21.48	\$26.15	\$31.26	\$35.08	\$39,037	\$44,679	\$54,384	\$65,029	\$72,970
29-1131	Veterinarians	90	24.97	\$31.81	\$66,164	5.26	\$19.97	\$26.34	\$31.14	\$39.70	\$44.25	\$41,528	\$54,778	\$64,779	\$82,573	\$92,041
29-1181	Audiologists	30	0.08	\$37.25	\$77,484	1.76	\$28.15	\$31.11	\$35.26	\$42.66	\$51.24	\$58,557	\$64,710	\$73,331	\$88,733	\$106,588
29-2011	Medical and Clinical Laboratory Technologists	160	29.62	\$30.80	\$64,071	1.67	\$24.46	\$27.75	\$31.11	\$34.45	\$37.83	\$50,867	\$57,713	\$64,719	\$71,662	\$78,689
29-2012	Medical and Clinical Laboratory Technicians	120	15.65	\$17.14	\$35,650	2.2	\$11.50	\$13.19	\$15.70	\$21.12	\$25.38	\$23,917	\$27,441	\$32,650	\$43,935	\$52,783
29-2021	Dental Hygienists	260	15.87	\$39.07	\$81,265	4.3	\$32.39	\$36.94	\$40.45	\$43.82	\$46.66	\$67,367	\$76,832	\$84,131	\$91,151	\$97,051
29-2031	Cardiovascular Technologists and Technicians	60	32.77	\$26.72	\$55,576	3.86	\$14.37	\$19.59	\$27.95	\$33.82	\$38.38	\$29,897	\$40,737	\$58,139	\$70,356	\$79,821
29-2032	Diagnostic Medical Sonographers	60	28.14	\$42.52	\$88,436	8.33	\$30.36	\$34.61	\$39.36	\$43.68	\$75.43	\$63,149	\$71,980	\$81,868	\$90,859	\$156,902
29-2033	Nuclear Medicine Technologists	20	21.95	\$38.09	\$79,225	2.05	\$29.89	\$32.38	\$36.37	\$41.53	\$54.72	\$62,170	\$67,352	\$75,643	\$86,381	\$113,823
29-2037	Radiologic Technologists and Technicians*	290	20.1	\$28.22	\$58,703	1.47	\$20.07	\$23.77	\$28.47	\$33.17	\$36.62	\$41,756	\$49,442	\$59,211	\$68,998	\$76,170
29-2041	Emergency Medical Technicians and Paramedics	100	45.99	\$17.09	\$35,542	3.95	\$13.34	\$15.41	\$17.10	\$18.61	\$19.67	\$27,738	\$32,061	\$35,559	\$38,716	\$40,922
29-2051	Dietetic Technicians	30	6.31	\$14.81	\$30,803	3.57	\$10.53	\$12.34	\$15.31	\$17.14	\$18.24	\$21,909	\$25,662	\$31,849	\$35,659	\$37,944
29-2052	Pharmacy Technicians	400	24.43	\$15.28	\$31,789	1.95	\$11.84	\$12.94	\$14.80	\$17.49	\$20.00	\$24,629	\$26,923	\$30,786	\$36,390	\$41,605
29-2055	Surgical Technologists	150	36.35	\$23.92	\$49,764	3.89	\$17.68	\$20.50	\$22.82	\$25.58	\$31.00	\$36,765	\$42,630	\$47,456	\$53,198	\$64,487
29-2056	Veterinary Technologists and Technicians	190	10.54	\$13.53	\$28,146	4.76	\$10.29	\$11.62	\$13.21	\$15.24	\$17.46	\$21,399	\$24,176	\$27,475	\$31,693	\$36,310
29-2061	Licensed Practical and Licensed Vocational Nurses	470	8.92	\$21.23	\$44,154	2.81	\$15.44	\$18.62	\$21.36	\$24.36	\$27.02	\$32,111	\$38,728	\$44,436	\$50,660	\$56,204
29-2071	Medical Records and Health Information Technicians	100	16.57	\$18.06	\$37,571	2.35	\$12.28	\$14.33	\$17.30	\$21.22	\$25.38	\$25,551	\$29,810	\$35,985	\$44,147	\$52,784
29-2081	Opticians, Dispensing	130	32.88	\$20.09	\$41,789	6.01	\$15.04	\$16.84	\$19.18	\$24.10	\$27.11	\$31,293	\$35,028	\$39,890	\$50,127	\$56,382

Occupational Code	Occupational Title	Employment Estimate	Employment Percentage Relative Standard Error	Average Hourly Wage	Average Annual Wage	Wage Percentage Relative Standard Error	10th Percentile (Hourly)	25th Percentile (Hourly)	50th Percentile (Hourly)	75th Percentile (Hourly)	90th Percentile (Hourly)	10th Percentile (Annual)	25th Percentile (Annual)	50th Percentile (Annual)	75th Percentile (Annual)	90th Percentile (Annual)
29-2799	Health Technologists and Technicians, All Other*	110	22.06	\$18.80	\$39,097	3.31	\$13.34	\$15.19	\$17.61	\$21.99	\$27.09	\$27,742	\$31,589	\$36,622	\$45,745	\$56,343
29-9011	Occupational Health and Safety Specialists	70	8.1	\$38.91	\$80,925	5.39	\$24.44	\$29.37	\$36.77	\$47.68	\$60.78	\$50,836	\$61,089	\$76,483	\$99,173	\$126,426
29-9091	Athletic Trainers	30	2.57		\$42,401	1.96						\$31,484	\$34,632	\$39,278	\$48,988	\$57,490
31-0000	Healthcare Support Occupations	3,460	6.52	\$15.57	\$32,380	2.96	\$10.27	\$11.90	\$14.18	\$17.50	\$21.96	\$21,354	\$24,743	\$29,500	\$36,410	\$45,677
31-1011	Home Health Aides	630	13.16	\$12.51	\$26,029	3.28	\$9.86	\$10.64	\$11.94	\$14.28	\$16.58	\$20,512	\$22,137	\$24,837	\$29,709	\$34,486
31-1012	Nursing Aides, Orderlies, and Attendants*	1,210	13.59	\$13.87	\$28,860	3.03	\$10.45	\$11.88	\$13.50	\$15.90	\$18.24	\$21,734	\$24,705	\$28,082	\$33,073	\$37,936
31-2011	Occupational Therapy Assistants	20	10.62	\$24.73	\$51,429	6.98	\$18.40	\$21.67	\$24.87	\$27.99	\$31.79	\$38,276	\$45,074	\$51,721	\$58,212	\$66,133
31-2021	Physical Therapist Assistants	40	22.2	\$22.34	\$46,463	3.06	\$17.18	\$19.48	\$21.75	\$24.42	\$30.24	\$35,733	\$40,524	\$45,244	\$50,786	\$62,893
31-2022	Physical Therapist Aides			\$13.88	\$28,879	4.56	\$10.42	\$11.69	\$13.37	\$15.44	\$18.06	\$21,684	\$24,321	\$27,818	\$32,124	\$37,575
31-9091	Dental Assistants	430	13.64	\$18.07	\$37,581	9.49	\$10.54	\$14.80	\$17.22	\$20.96	\$27.91	\$21,933	\$30,774	\$35,815	\$43,593	\$58,058
31-9092	Medical Assistants	400	20.98	\$15.87	\$33,001	3.62	\$12.21	\$13.38	\$15.08	\$17.68	\$21.76	\$25,389	\$27,823	\$31,367	\$36,780	\$45,255
31-9093	Medical Equipment Preparers	60	18.22	\$14.98	\$31,154	2.69	\$10.97	\$12.59	\$14.45	\$16.43	\$18.02	\$22,808	\$26,181	\$30,063	\$34,173	\$37,475
31-9094	Medical Transcriptionists	130	40.67	\$16.47	\$34,267	8.8	\$8.61	\$11.13	\$17.74	\$20.82	\$22.78	\$17,903	\$23,153	\$36,904	\$43,299	\$47,378
31-9095	Pharmacy Aides			\$13.72	\$28,536	4.61	\$12.12	\$12.67	\$13.59	\$14.51	\$16.12	\$25,215	\$26,361	\$28,273	\$30,184	\$33,530
31-9096	Veterinary Assistants and Laboratory Animal Caretakers	70	43.42	\$10.80	\$22,461	11.78	\$7.71	\$8.40	\$9.97	\$12.07	\$16.06	\$16,042	\$17,465	\$20,743	\$25,109	\$33,400
31-9799	Healthcare Support Workers, All Other*	170	0.87	\$15.66	\$32,567	2.2	\$12.41	\$13.54	\$15.49	\$17.43	\$19.59	\$25,805	\$28,156	\$32,221	\$36,255	\$40,755
33-0000	Protective Service Occupations	2,060	3.06	\$21.70	\$45,146	4.3	\$8.56	\$11.00	\$20.96	\$30.44	\$36.74	\$17,803	\$22,875	\$43,593	\$63,316	\$76,415
33-1012	First-Line Supervisors of Police and Detectives	40	0.04	\$48.47	\$100,812	2.15	\$39.67	\$44.00	\$49.41	\$54.24	\$57.11	\$82,519	\$91,519	\$102,781	\$112,814	\$118,794
33-1021	First-Line Supervisors of Fire Fighting and Prevention Workers	70	6.46	\$35.87	\$74,615	2.81	\$26.96	\$29.31	\$33.23	\$42.92	\$50.09	\$56,084	\$60,955	\$69,122	\$89,274	\$104,189
33-1099	First-Line Supervisors of Protective Service Workers, All Other	20	32.31	\$25.82	\$53,697	3.86	\$18.78	\$20.16	\$22.19	\$30.01	\$39.77	\$39,070	\$41,937	\$46,162	\$62,414	\$82,712
33-2011	Firefighters	260	3.73	\$22.45	\$46,705	2.29	\$14.85	\$19.40	\$22.99	\$26.39	\$28.99	\$30,896	\$40,358	\$47,820	\$54,902	\$60,300
33-2021	Fire Inspectors and Investigators			\$28.63	\$59,541	9.42	\$20.93	\$22.42	\$24.67	\$35.57	\$42.96	\$43,538	\$46,633	\$51,308	\$73,994	\$89,360
33-3051	Police and Sheriff's Patrol Officers	560	0	\$32.06	\$66,681	1.56	\$24.77	\$28.26	\$32.31	\$35.88	\$40.41	\$51,526	\$58,781	\$67,211	\$74,639	\$84,048
33-9011	Animal Control Workers	20	20.45	\$20.37	\$42,367	2.72	\$13.86	\$17.05	\$20.22	\$24.23	\$27.21	\$28,829	\$35,465	\$42,064	\$50,393	\$56,587
33-9032	Security Guards	370	14.73	\$13.02	\$27,075	4.04	\$7.88	\$8.80	\$12.12	\$16.58	\$20.14	\$16,384	\$18,295	\$25,217	\$34,496	\$41,881
33-9091	Crossing Guards	30	28.65	\$14.34	\$29,818	9.58	\$9.69	\$10.46	\$11.94	\$16.44	\$24.95	\$20,152	\$21,749	\$24,845	\$34,186	\$51,886
33-9092	Lifeguards, Ski Patrol, and Other Recreational Protective Service Workers	390	3.33	\$9.39	\$19,540	1.69	\$7.86	\$8.35	\$9.17	\$10.48	\$11.56	\$16,352	\$17,374	\$19,076	\$21,804	\$24,035
33-9099	Protective Service Workers, All Other*	200	2.63	\$19.88	\$41,348	3.75	\$12.95	\$15.55	\$18.05	\$24.16	\$28.66	\$26,929	\$32,341	\$37,554	\$50,261	\$59,621
35-0000	Food Preparation and Serving Related Occupations	14,450	2.07	\$10.98	\$22,842	2.83	\$7.68	\$8.32	\$9.52	\$12.14	\$16.77	\$15,984	\$17,303	\$19,797	\$25,247	\$34,873
35-1011	Chefs and Head Cooks			\$22.20	\$46,171	3.25	\$16.11	\$17.84	\$21.38	\$26.26	\$30.23	\$33,518	\$37,103	\$44,478	\$54,620	\$62,876
35-1012	First-Line Supervisors of Food Preparation and Serving Workers	840	15.23	\$19.30	\$40,147	3.53	\$12.87	\$15.61	\$18.90	\$22.82	\$27.55	\$26,778	\$32,474	\$39,314	\$47,473	\$57,296
35-2011	Cooks, Fast Food			\$9.64	\$20,056	4.28	\$8.21	\$8.83	\$9.60	\$10.46	\$11.18	\$17,074	\$18,366	\$19,968	\$21,759	\$23,247
35-2012	Cooks, Institution and Cafeteria	360	16.33	\$13.65	\$28,383	3.8	\$9.52	\$10.83	\$13.35	\$15.83	\$18.03	\$19,798	\$22,521	\$27,762	\$32,918	\$37,500
35-2014	Cooks, Restaurant	1,550	15.38	\$11.71	\$24,353	3.17	\$8.63	\$10.12	\$11.46	\$13.46	\$15.44	\$17,943	\$21,046	\$23,830	\$28,003	\$32,121
35-2015	Cooks, Short Order			\$11.23	\$23,349	6.26	\$8.31	\$9.43	\$11.13	\$12.87	\$14.06	\$17,284	\$19,604	\$23,143	\$26,776	\$29,235
35-2019	Cooks, All Other	10	21.04	\$16.92	\$35,191	5.45	\$13.60	\$14.79	\$16.00	\$18.61	\$22.19	\$28,280	\$30,766	\$33,284	\$38,706	\$46,150
35-2021	Food Preparation Workers	920	19.23	\$9.92	\$20,630	3.33	\$7.64	\$8.32	\$9.65	\$11.26	\$13.18	\$15,895	\$17,304	\$20,069	\$23,427	\$27,412

Occupational Code	Occupational Title	Employment Estimate	Employment Percentage Relative Standard Error	Average Hourly Wage	Average Annual Wage	Wage Percentage Relative Standard Error	10th Percentile (Hourly)	25th Percentile (Hourly)	50th Percentile (Hourly)	75th Percentile (Hourly)	90th Percentile (Hourly)	10th Percentile (Annual)	25th Percentile (Annual)	50th Percentile (Annual)	75th Percentile (Annual)	90th Percentile (Annual)
35-3011	Bartenders	470	30.43	\$11.15	\$23,194	6.63	\$7.69	\$8.34	\$10.08	\$11.94	\$16.89	\$15,995	\$17,350	\$20,967	\$24,832	\$35,128
35-3021	Combined Food Preparation and Serving Workers, Including Fast Food	2,870	9.83	\$9.39	\$19,530	2.34	\$7.64	\$8.12	\$8.94	\$10.23	\$11.93	\$15,892	\$16,893	\$18,604	\$21,283	\$24,821
35-3022	Counter Attendants, Cafeteria, Food Concession, and Coffee Shop	840	17.49	\$8.96	\$18,635	2.71	\$7.81	\$8.20	\$8.84	\$9.53	\$10.69	\$16,244	\$17,046	\$18,383	\$19,822	\$22,229
35-3031	Waiters and Waitresses	3,700	7.76	\$10.80	\$22,466	7.68	\$7.55	\$7.94	\$9.03	\$12.28	\$17.79	\$15,704	\$16,518	\$18,775	\$25,532	\$37,006
35-3041	Food Servers, Nonrestaurant	260	23.16	\$11.11	\$23,117	3.59	\$7.76	\$8.51	\$10.02	\$13.34	\$16.23	\$16,146	\$17,695	\$20,852	\$27,740	\$33,754
35-9011	Dining Room and Cafeteria Attendants and Bartender Helpers	380	24.92	\$10.69	\$22,238	8.5	\$7.60	\$8.07	\$8.95	\$11.30	\$15.79	\$15,810	\$16,790	\$18,618	\$23,508	\$32,848
35-9021	Dishwashers	840	24.05	\$8.65	\$18,002	2.18	\$7.61	\$8.01	\$8.63	\$9.25	\$10.41	\$15,836	\$16,669	\$17,950	\$19,231	\$21,646
35-9031	Hosts and Hostesses, Restaurant, Lounge, and Coffee Shop	620	29.58	\$9.74	\$20,265	5.55	\$7.66	\$8.18	\$9.03	\$10.64	\$12.23	\$15,929	\$17,017	\$18,778	\$22,137	\$25,446
35-9099	Food Preparation and Serving Related Workers, All Other			\$15.30	\$31,829	4.5	\$9.69	\$10.27	\$11.26	\$23.86	\$27.20	\$20,145	\$21,356	\$23,429	\$49,621	\$56,576
37-0000	Building and Grounds Cleaning and Maintenance Occupations	3,960	5.42	\$12.89	\$26,807	2.21	\$8.40	\$9.77	\$11.97	\$14.43	\$18.98	\$17,477	\$20,315	\$24,903	\$30,008	\$39,485
37-1011	First-Line Supervisors of Housekeeping and Janitorial Workers	110	23.36	\$18.75	\$39,010	3.12	\$13.77	\$15.57	\$18.69	\$21.32	\$23.49	\$28,647	\$32,381	\$38,884	\$44,354	\$48,855
37-1012	First-Line Supervisors of Landscaping, Lawn Service, and Groundskeeping Workers	120	16.17	\$22.26	\$46,305	6.9	\$11.48	\$16.76	\$22.67	\$27.82	\$31.39	\$23,880	\$34,870	\$47,150	\$57,869	\$65,290
37-2011	Janitors and Cleaners, Except Maids and Housekeeping Cleaners	1,670	7.98	\$13.13	\$27,307	2.66	\$8.84	\$10.35	\$12.46	\$14.96	\$18.36	\$18,385	\$21,518	\$25,924	\$31,117	\$38,198
37-2012	Maids and Housekeeping Cleaners	750	16.4	\$9.94	\$20,666	4.26	\$7.74	\$8.44	\$9.50	\$11.24	\$13.28	\$16,108	\$17,548	\$19,755	\$23,376	\$27,615
37-3011	Landscaping and Groundskeeping Workers	1,300	14.11	\$12.93	\$26,892	2.67	\$8.72	\$10.25	\$12.13	\$14.22	\$18.53	\$18,131	\$21,315	\$25,234	\$29,588	\$38,547
39-0000	Personal Care and Service Occupations	3,600	7.05	\$14.07	\$29,270	3.24	\$8.17	\$9.29	\$11.82	\$16.83	\$23.94	\$16,988	\$19,318	\$24,585	\$35,011	\$49,801
39-1021	First-Line Supervisors of Personal Service Workers	140	11.81	\$17.06	\$35,482	4.18	\$8.93	\$11.28	\$14.98	\$22.00	\$28.18	\$18,581	\$23,461	\$31,157	\$45,759	\$58,622
39-2011	Animal Trainers	20	36.46	\$13.14	\$27,334	10.1	\$9.13	\$10.73	\$12.92	\$14.46	\$18.42	\$18,988	\$22,327	\$26,873	\$30,074	\$38,304
39-2021	Nonfarm Animal Caretakers	410	11.62	\$10.02	\$20,852	2.88	\$7.79	\$8.34	\$9.24	\$10.97	\$12.90	\$16,193	\$17,347	\$19,219	\$22,822	\$26,825
39-3031	Ushers, Lobby Attendants, and Ticket Takers			\$10.42	\$21,677	18.11	\$7.58	\$8.08	\$8.90	\$13.65	\$15.28	\$15,768	\$16,799	\$18,519	\$28,401	\$31,776
39-3091	Amusement and Recreation Attendants	190	29.25	\$11.20	\$23,296	2.21	\$7.81	\$8.45	\$9.82	\$13.77	\$16.96	\$16,242	\$17,572	\$20,425	\$28,641	\$35,274
39-3093	Locker Room, Coatroom, and Dressing Room Attendants			\$11.55	\$24,029	4.13	\$8.54	\$9.73	\$11.59	\$13.41	\$14.51	\$17,767	\$20,234	\$24,103	\$27,896	\$30,181
39-4021	Funeral Attendants	30	46.23	\$10.05	\$20,902	10.04	\$7.78	\$8.58	\$9.98	\$11.29	\$13.40	\$16,183	\$17,839	\$20,767	\$23,474	\$27,862
39-5012	Hairdressers, Hairstylists, and Cosmetologists	380	26.31	\$19.00	\$39,516	11.8	\$8.77	\$11.51	\$17.59	\$24.73	\$31.96	\$18,243	\$23,949	\$36,589	\$51,430	\$66,473
39-5092	Manicurists and Pedicurists			\$10.50	\$21,841	3.81	\$7.83	\$8.61	\$9.92	\$11.38	\$14.47	\$16,284	\$17,903	\$20,636	\$23,663	\$30,099
39-5094	Skincare Specialists			\$14.01	\$29,136	13.81	\$8.10	\$9.18	\$13.03	\$18.67	\$21.63	\$16,844	\$19,089	\$27,101	\$38,832	\$44,997
39-6011	Baggage Porters and Bellhops			\$8.38	\$17,426	5.37	\$7.47	\$7.62	\$7.86	\$9.01	\$10.18	\$15,547	\$15,848	\$16,350	\$18,742	\$21,181
39-7011	Tour Guides and Escorts	30	36.66	\$12.09	\$25,147	3.69	\$8.06	\$9.24	\$12.17	\$13.83	\$15.88	\$16,769	\$19,221	\$25,312	\$28,769	\$33,036
39-9011	Childcare Workers	640	19.52	\$11.37	\$23,643	1.77	\$7.88	\$8.72	\$10.51	\$13.79	\$16.57	\$16,397	\$18,134	\$21,856	\$28,689	\$34,470
39-9021	Personal Care Aides	400	21.77	\$11.44	\$23,801	5.12	\$8.34	\$9.28	\$10.76	\$12.89	\$15.93	\$17,342	\$19,294	\$22,376	\$26,805	\$33,133
39-9031	Fitness Trainers and Aerobics Instructors	690	15.82	\$19.94	\$41,482	5.02	\$10.66	\$13.68	\$19.19	\$24.72	\$31.01	\$22,163	\$28,453	\$39,911	\$51,413	\$64,511
39-9032	Recreation Workers	360	17.94	\$12.48	\$25,964	2.75	\$8.62	\$9.87	\$11.29	\$14.25	\$18.77	\$17,932	\$20,535	\$23,477	\$29,634	\$39,045
39-9099	Personal Care and Service Workers, All Other	60	22.72	\$15.08	\$31,357	11.91	\$8.22	\$9.44	\$13.96	\$18.98	\$25.19	\$17,094	\$19,625	\$29,041	\$39,488	\$52,391

Occupational Code	Occupational Title	Employment Estimate	Employment Percentage Relative Standard Error	Average Hourly Wage	Average Annual Wage	Wage Percentage Relative Standard Error	10th Percentile (Hourly)	25th Percentile (Hourly)	50th Percentile (Hourly)	75th Percentile (Hourly)	90th Percentile (Hourly)	10th Percentile (Annual)	25th Percentile (Annual)	50th Percentile (Annual)	75th Percentile (Annual)	90th Percentile (Annual)
41-0000	Sales and Related Occupations	16,190	3.57	\$21.63	\$44,984	3.61	\$8.29	\$9.73	\$14.14	\$25.95	\$47.18	\$17,240	\$20,229	\$29,413	\$53,968	\$98,142
41-1011	First-Line Supervisors of Retail Sales Workers	1,090	8.16	\$21.35	\$44,417	4.21	\$11.34	\$13.79	\$17.57	\$22.85	\$39.54	\$23,587	\$28,675	\$36,556	\$47,532	\$82,236
41-1012	First-Line Supervisors of Non-Retail Sales Workers	230	16.35	\$46.10	\$95,883	8.7	\$20.45	\$27.45	\$36.50	\$64.16		\$42,536	\$57,106	\$75,927	\$133,445	
41-2011	Cashiers	2,940	7.92	\$10.35	\$21,524	2.43	\$7.77	\$8.41	\$9.46	\$11.18	\$14.32	\$16,169	\$17,486	\$19,680	\$23,252	\$29,793
41-2021	Counter and Rental Clerks	620	18	\$15.08	\$31,372	8.85	\$8.01	\$8.89	\$11.05	\$19.06	\$28.38	\$16,669	\$18,485	\$22,974	\$39,634	\$59,022
41-2022	Parts Salespersons	150	34.29	\$19.62	\$40,807	6.75	\$9.78	\$15.59	\$18.83	\$22.66	\$27.64	\$20,342	\$32,421	\$39,158	\$47,143	\$57,491
41-2031	Retail Salespersons	5,180	5.51	\$13.14	\$27,321	3.01	\$8.02	\$9.05	\$10.88	\$14.45	\$21.38	\$16,681	\$18,829	\$22,636	\$30,053	\$44,472
41-3011	Advertising Sales Agents	160	25.36	\$22.57	\$46,955	19.83	\$8.79	\$11.70	\$14.16	\$25.78	\$42.19	\$18,286	\$24,344	\$29,454	\$53,615	\$87,761
41-3021	Insurance Sales Agents	220	40.66													
41-3031	Securities, Commodities, and Financial Services Sales Agents	460	15.97	\$35.73	\$74,324	15.92	\$14.28	\$18.68	\$23.29	\$34.23		\$29,705	\$38,860	\$48,444	\$71,199	
41-3041	Travel Agents	110	12.08	\$18.64	\$38,778	11.92	\$10.80	\$12.98	\$16.31	\$19.36	\$27.81	\$22,470	\$26,989	\$33,918	\$40,277	\$57,834
41-3099	Sales Representatives, Services, All Other	1,040	25.46	\$32.50	\$67,596	5.66	\$14.81	\$21.52	\$30.55	\$43.71	\$53.97	\$30,801	\$44,759	\$63,547	\$90,917	\$112,263
41-4011	Sales Representatives, Wholesale and Manufacturing, Technical and Scientific Products	1,090	13.52	\$53.48	\$111,238	5.67	\$21.56	\$33.55	\$51.09	\$67.71		\$44,835	\$69,777	\$106,260	\$140,840	
41-4012	Sales Representatives, Wholesale and Manufacturing, Except Technical and Scientific Products	1,760	9.67	\$31.40	\$65,319	4.03	\$13.21	\$16.88	\$26.55	\$43.18	\$57.62	\$27,471	\$35,104	\$55,231	\$89,821	\$119,857
41-9022	Real Estate Sales Agents			\$26.34	\$54,786	12.63	\$8.50	\$11.73	\$30.25	\$35.47	\$43.64	\$17,673	\$24,407	\$62,922	\$73,782	\$90,781
41-9031	Sales Engineers	260	11.27	\$40.68	\$84,613	5.16	\$24.16	\$32.29	\$38.43	\$47.51	\$61.45	\$50,259	\$67,171	\$79,928	\$98,829	\$127,824
41-9041	Telemarketers			\$13.88	\$28,866	4.23	\$7.92	\$8.75	\$12.03	\$17.39	\$25.53	\$16,478	\$18,204	\$25,028	\$36,177	\$53,100
41-9799	Sales and Related Workers, All Other*	260	11.4	\$25.29	\$52,601	11.46	\$10.12	\$15.68	\$21.00	\$31.03	\$43.87	\$21,043	\$32,608	\$43,682	\$64,536	\$91,243
43-0000	Office and Administrative Support Occupations	22,970	2.05	\$17.32	\$36,026	1.83	\$9.61	\$12.25	\$16.29	\$21.29	\$26.28	\$19,984	\$25,474	\$33,885	\$44,283	\$54,657
43-1011	First-Line Supervisors of Office and Administrative Support Workers	1,010	4.64	\$24.48	\$50,910	2	\$13.79	\$17.55	\$23.32	\$29.87	\$35.70	\$28,688	\$36,509	\$48,510	\$62,120	\$74,256
43-2011	Switchboard Operators, Including Answering Service			\$13.13	\$27,304	2.5	\$9.63	\$10.22	\$11.14	\$13.62	\$23.98	\$20,026	\$21,253	\$23,167	\$28,321	\$49,881
43-3011	Bill and Account Collectors			\$17.05	\$35,458	3.41	\$11.04	\$13.19	\$15.54	\$19.90	\$25.71	\$22,964	\$27,431	\$32,327	\$41,389	\$53,467
43-3021	Billing and Posting Clerks	310	19.96	\$16.11	\$33,511	2.22	\$12.46	\$14.11	\$15.99	\$17.84	\$20.76	\$25,927	\$29,350	\$33,249	\$37,111	\$43,182
43-3031	Bookkeeping, Accounting, and Auditing Clerks	2,010	5.65	\$17.77	\$36,952	1.69	\$9.61	\$13.63	\$17.43	\$21.76	\$26.49	\$19,988	\$28,346	\$36,245	\$45,252	\$55,102
43-3051	Payroll and Timekeeping Clerks	110	13.02	\$18.84	\$39,183	3.57	\$12.61	\$15.81	\$18.54	\$23.19	\$25.60	\$26,220	\$32,885	\$38,564	\$48,240	\$53,255
43-3061	Procurement Clerks	70	17.99	\$19.37	\$40,291	6.25	\$10.73	\$14.54	\$20.30	\$23.75	\$27.20	\$22,313	\$30,253	\$42,220	\$49,393	\$56,579
43-3071	Tellers	580	11.83	\$12.60	\$26,207	3.7	\$9.85	\$10.49	\$11.52	\$14.20	\$17.46	\$20,496	\$21,817	\$23,961	\$29,542	\$36,320
43-4011	Brokerage Clerks			\$18.47	\$38,416	6.3	\$14.64	\$15.55	\$17.12	\$19.82	\$26.62	\$30,457	\$32,345	\$35,617	\$41,222	\$55,361
43-4041	Credit Authorizers, Checkers, and Clerks			\$19.06	\$39,654	5.99	\$8.96	\$12.61	\$20.97	\$25.47	\$27.51	\$18,637	\$26,231	\$43,608	\$52,970	\$57,222
43-4051	Customer Service Representatives	2,050	6.15	\$17.16	\$35,698	2.36	\$10.45	\$12.80	\$15.82	\$20.14	\$25.96	\$21,727	\$26,620	\$32,913	\$41,885	\$54,005
43-4061	Eligibility Interviewers, Government Programs	70	16.39	\$19.98	\$41,565	2.58	\$14.96	\$16.08	\$18.00	\$23.40	\$28.12	\$31,116	\$33,446	\$37,434	\$48,664	\$58,481
43-4071	File Clerks	200	13.14	\$14.29	\$29,716	2.48	\$10.39	\$12.05	\$13.72	\$16.35	\$19.60	\$21,621	\$25,065	\$28,546	\$33,998	\$40,773
43-4081	Hotel, Motel, and Resort Desk Clerks	250	32.56	\$10.85	\$22,572	7.43	\$8.10	\$8.78	\$10.16	\$12.82	\$14.15	\$16,840	\$18,264	\$21,139	\$26,658	\$29,427
43-4111	Interviewers, Except Eligibility and Loan	510	14.06	\$16.32	\$33,951	8.92	\$8.85	\$11.85	\$15.65	\$20.52	\$24.95	\$18,404	\$24,645	\$32,544	\$42,691	\$51,906
43-4121	Library Assistants, Clerical	60	9.08	\$13.95	\$29,024	4.86	\$9.77	\$11.30	\$13.89	\$16.71	\$18.86	\$20,320	\$23,511	\$28,892	\$34,750	\$39,234
43-4131	Loan Interviewers and Clerks	90	41.08	\$16.67	\$34,676	4.63	\$12.91	\$14.15	\$15.94	\$18.27	\$21.83	\$26,860	\$29,433	\$33,154	\$38,005	\$45,412

Occupational Code	Occupational Title	Employment Estimate	Employment Percentage Relative Standard Error	Average Hourly Wage	Average Annual Wage	Wage Percentage Relative Standard Error	10th Percentile (Hourly)	25th Percentile (Hourly)	50th Percentile (Hourly)	75th Percentile (Hourly)	90th Percentile (Hourly)	10th Percentile (Annual)	25th Percentile (Annual)	50th Percentile (Annual)	75th Percentile (Annual)	90th Percentile (Annual)
43-4141	New Accounts Clerks			\$14.08	\$29,295	3.71	\$12.16	\$12.82	\$13.80	\$14.88	\$16.94	\$25,292	\$26,662	\$28,695	\$30,952	\$35,235
43-4151	Order Clerks	110	21.76	\$15.87	\$33,000	2.71	\$10.92	\$13.55	\$15.92	\$17.95	\$21.18	\$22,719	\$28,193	\$33,120	\$37,340	\$44,052
43-4161	Human Resources Assistants, Except Payroll and Timekeeping	110	7.6	\$18.86	\$39,221	2.09	\$11.57	\$15.77	\$19.15	\$21.93	\$26.09	\$24,071	\$32,798	\$39,838	\$45,619	\$54,264
43-4171	Receptionists and Information Clerks	1,610	8.49	\$13.15	\$27,357	3.37	\$8.54	\$10.36	\$12.69	\$15.52	\$18.70	\$17,769	\$21,544	\$26,402	\$32,281	\$38,890
43-4181	Reservation and Transportation Ticket Agents and Travel Clerks	30	29.47	\$15.46	\$32,155	13.13	\$11.08	\$12.56	\$14.25	\$15.82	\$21.55	\$23,037	\$26,131	\$29,640	\$32,899	\$44,823
43-4199	Information and Record Clerks, All Other	320	22.59	\$18.26	\$37,988	3.2	\$10.45	\$14.26	\$18.28	\$22.14	\$26.27	\$21,744	\$29,659	\$38,022	\$46,044	\$54,641
43-5021	Couriers and Messengers	60	41.97	\$12.38	\$25,753	2.91	\$9.45	\$10.30	\$11.46	\$13.71	\$15.52	\$19,661	\$21,426	\$23,838	\$28,527	\$32,278
43-5031	Police, Fire, and Ambulance Dispatchers	70	0.02	\$23.50	\$48,879	1.96	\$19.58	\$20.95	\$22.95	\$26.00	\$28.65	\$40,731	\$43,583	\$47,733	\$54,080	\$59,600
43-5032	Dispatchers, Except Police, Fire, and Ambulance	70	12.95	\$18.83	\$39,163	4.52	\$12.01	\$14.88	\$18.47	\$21.71	\$27.92	\$24,980	\$30,951	\$38,417	\$45,157	\$58,065
43-5041	Meter Readers, Utilities	30	26.82	\$21.40	\$44,509	11.37	\$15.39	\$16.66	\$18.41	\$27.99	\$30.82	\$32,009	\$34,663	\$38,283	\$58,209	\$64,111
43-5051	Postal Service Clerks	90	0.01	\$25.34	\$52,704		\$23.81	\$25.52	\$25.52	\$25.53	\$26.08	\$49,521	\$53,085	\$53,092	\$53,099	\$54,256
43-5052	Postal Service Mail Carriers	440	0	\$24.59	\$51,150		\$18.51	\$23.88	\$26.08	\$26.26	\$26.26	\$38,497	\$49,660	\$54,238	\$54,612	\$54,621
43-5053	Postal Service Mail Sorters, Processors, and Processing Machine Operators	90	0.01	\$24.09	\$50,114		\$21.83	\$25.52	\$25.52	\$25.53	\$26.08	\$45,396	\$53,083	\$53,091	\$53,099	\$54,255
43-5061	Production, Planning, and Expediting Clerks	310	15.66	\$21.85	\$45,453	3.42	\$14.80	\$16.98	\$20.68	\$26.21	\$32.08	\$30,782	\$35,326	\$43,010	\$54,515	\$66,731
43-5071	Shipping, Receiving, and Traffic Clerks	740	9.46	\$14.79	\$30,761	2.67	\$9.83	\$11.42	\$14.01	\$17.29	\$21.05	\$20,436	\$23,757	\$29,151	\$35,970	\$43,786
43-5081	Stock Clerks and Order Fillers	1,730	5.54	\$12.44	\$25,866	2.78	\$8.22	\$9.14	\$11.11	\$15.32	\$18.45	\$17,100	\$19,007	\$23,109	\$31,861	\$38,378
43-5111	Weighers, Measurers, Checkers, and Samplers, Recordkeeping	30	49.99	\$18.43	\$38,343	7.79	\$10.72	\$12.62	\$18.15	\$24.61	\$27.13	\$22,300	\$26,251	\$37,761	\$51,193	\$56,427
43-6011	Executive Secretaries and Executive Administrative Assistants	2,240	5.05	\$24.63	\$51,233	2.28	\$16.16	\$19.23	\$22.57	\$29.33	\$34.71	\$33,620	\$40,008	\$46,938	\$61,001	\$72,207
43-6012	Legal Secretaries	310	36.94	\$22.75	\$47,326	8.61	\$9.86	\$20.76	\$24.03	\$26.98	\$29.04	\$20,499	\$43,184	\$49,979	\$56,122	\$60,400
43-6013	Medical Secretaries	460	28.36	\$16.67	\$34,666	4.11	\$11.28	\$13.29	\$16.89	\$20.30	\$22.07	\$23,454	\$27,638	\$35,123	\$42,224	\$45,916
43-6014	Secretaries and Administrative Assistants, Except Legal, Medical, and Executive	3,660	4.61	\$16.59	\$34,497	1.54	\$10.40	\$13.21	\$16.25	\$19.85	\$23.34	\$21,639	\$27,479	\$33,793	\$41,287	\$48,556
43-9011	Computer Operators	160	38.63	\$12.38	\$25,740	13.57	\$7.80	\$8.44	\$9.49	\$15.97	\$21.73	\$16,226	\$17,545	\$19,743	\$33,225	\$45,191
43-9021	Data Entry Keyers	190	14.82	\$13.82	\$28,744	5.28	\$7.97	\$10.77	\$13.46	\$16.55	\$19.95	\$16,581	\$22,399	\$27,993	\$34,418	\$41,499
43-9031	Desktop Publishers	30	31	\$19.95	\$41,492	6.88	\$13.90	\$15.86	\$18.13	\$24.82	\$28.22	\$28,920	\$32,999	\$37,713	\$51,634	\$58,707
43-9041	Insurance Claims and Policy Processing Clerks			\$17.10	\$35,566	6.35	\$14.11	\$16.34	\$17.52	\$18.72	\$19.50	\$29,355	\$33,979	\$36,435	\$38,948	\$40,562
43-9051	Mail Clerks and Mail Machine Operators, Except Postal Service	210	21.6	\$11.70	\$24,345	10.77	\$7.80	\$8.45	\$9.70	\$13.55	\$18.03	\$16,216	\$17,583	\$20,178	\$28,187	\$37,502
43-9061	Office Clerks, General	1,450	11.34	\$14.49	\$30,130	2.79	\$9.61	\$10.80	\$13.54	\$17.18	\$21.46	\$19,993	\$22,459	\$28,161	\$35,739	\$44,638
43-9071	Office Machine Operators, Except Computer			\$14.31	\$29,757	7.29	\$8.19	\$9.18	\$12.96	\$18.89	\$22.54	\$17,033	\$19,096	\$26,954	\$39,298	\$46,881
43-9081	Proofreaders and Copy Markers			\$17.88	\$37,180	2.61	\$14.22	\$15.67	\$17.85	\$20.50	\$22.09	\$29,582	\$32,587	\$37,125	\$42,640	\$45,951
43-9799	Office and Administrative Support Workers, All Other*	130	9.02	\$17.13	\$35,636	6.45	\$10.88	\$12.72	\$16.88	\$21.05	\$24.30	\$22,635	\$26,451	\$35,104	\$43,781	\$50,543
45-0000	Farming, Fishing, and Forestry Occupations			\$14.17	\$29,464	2.86	\$9.74	\$11.92	\$13.80	\$16.25	\$18.18	\$20,264	\$24,784	\$28,704	\$33,797	\$37,815
45-2092	Farmworkers and Laborers, Crop, Nursery, and Greenhouse			\$14.59	\$30,344	3.14	\$11.86	\$12.84	\$14.46	\$16.46	\$17.74	\$24,675	\$26,716	\$30,075	\$34,230	\$36,908
45-2093	Farmworkers, Farm, Ranch, and Aquacultural Animals	80	24.19	\$12.60	\$26,218	4.95	\$8.73	\$10.39	\$12.64	\$14.24	\$16.70	\$18,156	\$21,611	\$26,291	\$29,610	\$34,738

Occupational Code	Occupational Title	Employment Estimate	Employment Percentage Relative Standard Error	Average Hourly Wage	Average Annual Wage	Wage Percentage Relative Standard Error	10th Percentile (Hourly)	25th Percentile (Hourly)	50th Percentile (Hourly)	75th Percentile (Hourly)	90th Percentile (Hourly)	10th Percentile (Annual)	25th Percentile (Annual)	50th Percentile (Annual)	75th Percentile (Annual)	90th Percentile (Annual)
47-0000	Construction and Extraction Occupations	4,020	8.11	\$20.12	\$41,841	2.05	\$12.57	\$15.14	\$18.74	\$23.99	\$29.32	\$26,141	\$31,499	\$38,972	\$49,900	\$60,992
47-1011	First-Line Supervisors of Construction Trades and Extraction Workers	300	14.89	\$28.10	\$58,444	2.92	\$15.68	\$21.64	\$28.33	\$33.52	\$39.57	\$32,607	\$45,008	\$58,923	\$69,719	\$82,302
47-2031	Carpenters	620	8.7	\$20.31	\$42,244	4.3	\$12.57	\$16.03	\$19.44	\$23.48	\$30.15	\$26,156	\$33,346	\$40,444	\$48,837	\$62,703
47-2051	Cement Masons and Concrete Finishers	80	42.6	\$16.11	\$33,510	4.75	\$12.11	\$13.81	\$16.22	\$18.35	\$20.98	\$25,186	\$28,723	\$33,730	\$38,165	\$43,646
47-2061	Construction Laborers	610	23.86	\$16.06	\$33,396	3.48	\$10.86	\$13.53	\$16.40	\$18.50	\$20.10	\$22,591	\$28,140	\$34,122	\$38,488	\$41,815
47-2071	Paving, Surfacing, and Tamping Equipment Operators	80	45.9	\$17.57	\$36,541	3.98	\$12.76	\$14.91	\$17.60	\$19.70	\$23.07	\$26,548	\$31,020	\$36,604	\$40,981	\$47,984
47-2073	Operating Engineers and Other Construction Equipment Operators	110	28.66	\$21.44	\$44,601	2.79	\$15.39	\$17.54	\$21.62	\$25.61	\$28.02	\$32,017	\$36,483	\$44,974	\$53,279	\$58,272
47-2111	Electricians	390	19.65	\$20.45	\$42,533	3.16	\$14.74	\$16.15	\$19.03	\$24.53	\$28.53	\$30,662	\$33,585	\$39,579	\$51,016	\$59,344
47-2121	Glaziers	100	36.53	\$20.60	\$42,850	8.23	\$13.73	\$16.20	\$21.19	\$24.30	\$27.64	\$28,565	\$33,693	\$44,069	\$50,548	\$57,481
47-2141	Painters, Construction and Maintenance	160	24.46	\$20.83	\$43,332	23.77	\$8.55	\$12.51	\$16.08	\$19.48	\$25.19	\$17,784	\$26,017	\$33,449	\$40,526	\$52,392
47-2152	Plumbers, Pipefitters, and Steamfitters	410	22.61	\$22.30	\$46,374	3.68	\$14.93	\$18.97	\$22.78	\$26.33	\$28.54	\$31,046	\$39,456	\$47,390	\$54,760	\$59,367
47-2161	Plasterers and Stucco Masons	20	48.41	\$14.74	\$30,665	18.77	\$8.90	\$10.55	\$12.93	\$20.07	\$21.75	\$18,519	\$21,937	\$26,897	\$41,741	\$45,240
47-2181	Roofers	150	40.2	\$17.43	\$36,258	3.47	\$12.03	\$15.01	\$17.33	\$20.34	\$23.44	\$25,027	\$31,216	\$36,037	\$42,314	\$48,761
47-2211	Sheet Metal Workers	210	37.03	\$21.78	\$45,298	6.08	\$12.38	\$13.77	\$19.64	\$29.97	\$34.03	\$25,759	\$28,635	\$40,853	\$62,345	\$70,791
47-4011	Construction and Building Inspectors	90	31.44	\$23.87	\$49,653	6.43	\$12.93	\$15.81	\$25.33	\$28.36	\$33.82	\$26,896	\$32,877	\$52,678	\$58,979	\$70,337
47-4051	Highway Maintenance Workers	80	10.06	\$19.43	\$40,424	2.63	\$14.54	\$16.88	\$20.31	\$21.31	\$24.20	\$30,237	\$35,101	\$42,241	\$44,330	\$50,336
47-4799	Construction and Related Workers, All Other*			\$17.67	\$36,749	5.58	\$10.63	\$15.36	\$17.35	\$19.78	\$23.28	\$22,113	\$31,945	\$36,086	\$41,139	\$48,413
49-0000	Installation, Maintenance, and Repair Occupations	4,010	4.69	\$21.06	\$43,813	2.03	\$11.35	\$14.46	\$19.92	\$26.49	\$32.42	\$23,613	\$30,085	\$41,432	\$55,096	\$67,431
49-1011	First-Line Supervisors of Mechanics, Installers, and Repairers	260	10.74	\$32.26	\$67,091	2.75	\$21.19	\$25.64	\$31.33	\$37.85	\$45.28	\$44,085	\$53,331	\$65,165	\$78,723	\$94,176
49-2011	Computer, Automated Teller, and Office Machine Repairers	60	13.75	\$20.53	\$42,713	5.49	\$8.86	\$18.60	\$21.42	\$25.12	\$27.66	\$18,426	\$38,685	\$44,559	\$52,239	\$57,526
49-2022	Telecommunications Equipment Installers and Repairers, Except Line Installers	230	21.56	\$25.95	\$53,981	6.82	\$17.56	\$21.66	\$26.89	\$30.38	\$33.01	\$36,533	\$45,044	\$55,934	\$63,183	\$68,667
49-2092	Electric Motor, Power Tool, and Related Repairers			\$18.13	\$37,714	12.15	\$12.92	\$14.55	\$16.93	\$21.70	\$26.31	\$26,865	\$30,256	\$35,215	\$45,128	\$54,716
49-2094	Electrical and Electronics Repairers, Commercial and Industrial Equipment	60	21.49	\$22.58	\$46,960	4.59	\$13.49	\$16.67	\$22.65	\$28.20	\$32.06	\$28,050	\$34,673	\$47,121	\$58,654	\$66,695
49-2097	Electronic Home Entertainment Equipment Installers and Repairers	40	26.43	\$18.18	\$37,804	4.52	\$10.01	\$14.71	\$18.21	\$22.66	\$25.58	\$20,820	\$30,598	\$37,882	\$47,127	\$53,217
49-3021	Automotive Body and Related Repairers	130	14.25	\$24.34	\$50,627	9.36	\$11.53	\$16.76	\$23.28	\$30.45	\$40.04	\$23,978	\$34,867	\$48,424	\$63,344	\$83,283
49-3023	Automotive Service Technicians and Mechanics	800	10.6	\$17.95	\$37,326	5.83	\$11.05	\$12.66	\$15.23	\$22.40	\$29.19	\$22,988	\$26,335	\$31,679	\$46,593	\$60,720
49-3031	Bus and Truck Mechanics and Diesel Engine Specialists	100	11.68	\$22.01	\$45,786	6.7	\$12.78	\$18.14	\$23.60	\$26.80	\$28.60	\$26,586	\$37,739	\$49,083	\$55,738	\$59,485
49-3042	Mobile Heavy Equipment Mechanics, Except Engines	100	30.43	\$23.32	\$48,509	9.73	\$16.07	\$18.33	\$23.80	\$27.98	\$30.62	\$33,423	\$38,131	\$49,510	\$58,191	\$63,694
49-3052	Motorcycle Mechanics			\$16.26	\$33,819	14.28	\$12.22	\$12.98	\$14.26	\$20.03	\$22.53	\$25,415	\$27,007	\$29,661	\$41,664	\$46,873
49-3093	Tire Repairers and Changers	60	36.27	\$12.35	\$25,681	6.99	\$9.42	\$10.41	\$12.05	\$13.80	\$16.31	\$19,602	\$21,646	\$25,073	\$28,709	\$33,927
49-9021	Heating, Air Conditioning, and Refrigeration Mechanics and Installers	210	28.81	\$25.18	\$52,374	5.22	\$18.31	\$21.09	\$24.55	\$29.21	\$33.86	\$38,076	\$43,867	\$51,072	\$60,753	\$70,435

Occupational Code	Occupational Title	Employment Estimate	Employment Percentage Relative Standard Error	Average Hourly Wage	Average Annual Wage	Wage Percentage Relative Standard Error	10th Percentile (Hourly)	25th Percentile (Hourly)	50th Percentile (Hourly)	75th Percentile (Hourly)	90th Percentile (Hourly)	10th Percentile (Annual)	25th Percentile (Annual)	50th Percentile (Annual)	75th Percentile (Annual)	90th Percentile (Annual)
49-9041	Industrial Machinery Mechanics	180	17.91	\$27.17	\$56,505	5.7	\$18.72	\$21.20	\$24.74	\$29.46	\$45.05	\$38,946	\$44,090	\$51,450	\$61,282	\$93,697
49-9043	Maintenance Workers, Machinery			\$17.06	\$35,478	6.27	\$10.40	\$12.63	\$16.52	\$20.41	\$24.94	\$21,642	\$26,275	\$34,366	\$42,450	\$51,879
49-9051	Electrical Power-Line Installers and Repairers	30	27.65	\$35.17	\$73,150	3.42	\$30.88	\$33.06	\$35.31	\$38.30	\$40.75	\$64,235	\$68,761	\$73,447	\$79,664	\$84,765
49-9052	Telecommunications Line Installers and Repairers			\$21.37	\$44,454	5.26	\$11.76	\$14.63	\$20.80	\$26.97	\$32.40	\$24,470	\$30,435	\$43,258	\$56,106	\$67,383
49-9062	Medical Equipment Repairers			\$23.12	\$48,098	7.6	\$15.67	\$17.04	\$20.94	\$27.42	\$35.94	\$32,595	\$35,434	\$43,562	\$57,041	\$74,760
49-9071	Maintenance and Repair Workers, General	1,100	6.68	\$18.67	\$38,841	2.64	\$10.53	\$13.96	\$17.77	\$22.54	\$27.54	\$21,899	\$29,041	\$36,966	\$46,881	\$57,285
49-9091	Coin, Vending, and Amusement Machine Servicers and Repairers	30	47.59	\$10.94	\$22,745	7.77	\$8.11	\$8.90	\$10.62	\$12.40	\$15.40	\$16,879	\$18,522	\$22,096	\$25,796	\$32,038
49-9098	Helpers--Installation, Maintenance, and Repair Workers	20	30.89	\$15.12	\$31,455	4.48	\$10.26	\$11.55	\$15.06	\$17.10	\$18.70	\$21,351	\$24,019	\$31,317	\$35,567	\$38,893
49-9799	Installation, Maintenance, and Repair Workers, All Other*	170	23.07	\$19.55	\$40,664	13.28	\$9.92	\$13.04	\$19.48	\$25.16	\$30.22	\$20,641	\$27,122	\$40,523	\$52,332	\$62,864
51-0000	Production Occupations	7,540	5.31	\$17.56	\$36,516	2.08	\$9.62	\$11.73	\$15.83	\$21.38	\$27.84	\$20,003	\$24,391	\$32,921	\$44,473	\$57,907
51-1011	First-Line Supervisors of Production and Operating Workers	500	7.78	\$31.28	\$65,061	3.43	\$17.18	\$21.53	\$28.45	\$39.31	\$51.11	\$35,728	\$44,773	\$59,169	\$81,759	\$106,301
51-2022	Electrical and Electronic Equipment Assemblers	660	14.7	\$17.01	\$35,388	3.7	\$10.80	\$13.33	\$16.64	\$19.84	\$24.85	\$22,458	\$27,721	\$34,610	\$41,259	\$51,690
51-2023	Electromechanical Equipment Assemblers	100	45.06	\$14.97	\$31,145	2.06	\$11.52	\$12.45	\$13.76	\$15.73	\$23.47	\$23,968	\$25,900	\$28,619	\$32,711	\$48,815
51-2041	Structural Metal Fabricators and Fitters	10	33.22	\$17.09	\$35,547	4.77	\$12.52	\$15.02	\$17.25	\$18.98	\$20.07	\$26,037	\$31,236	\$35,882	\$39,478	\$41,746
51-2092	Team Assemblers	640	16.29	\$13.97	\$29,047	3.82	\$9.22	\$10.71	\$12.91	\$16.03	\$19.98	\$19,176	\$22,276	\$26,852	\$33,334	\$41,549
51-2099	Assemblers and Fabricators, All Other	70	19.19	\$14.99	\$31,186	10.88	\$8.37	\$10.24	\$13.43	\$19.54	\$25.22	\$17,406	\$21,296	\$27,933	\$40,648	\$52,463
51-3011	Bakers	160	28.69	\$12.60	\$26,207	5.91	\$8.25	\$9.76	\$12.22	\$14.28	\$18.13	\$17,151	\$20,291	\$25,426	\$29,706	\$37,709
51-3021	Butchers and Meat Cutters			\$13.65	\$28,395	9.22	\$8.01	\$9.03	\$12.33	\$17.65	\$21.03	\$16,656	\$18,780	\$25,652	\$36,715	\$43,743
51-3092	Food Batchmakers	150	19.62	\$10.20	\$21,225	5.71	\$7.85	\$8.51	\$9.73	\$11.35	\$13.53	\$16,332	\$17,709	\$20,239	\$23,616	\$28,149
51-4011	Computer-Controlled Machine Tool Operators, Metal and Plastic	100	21.36	\$17.82	\$37,065	3.98	\$12.88	\$14.44	\$17.28	\$20.65	\$23.30	\$26,798	\$30,027	\$35,944	\$42,945	\$48,458
51-4031	Cutting, Punching, and Press Machine Setters, Operators, and Tenders, Metal and Plastic	60	31.46	\$15.02	\$31,245	5.38	\$12.07	\$12.91	\$14.22	\$17.36	\$19.38	\$25,096	\$26,862	\$29,588	\$36,109	\$40,317
51-4033	Grinding, Lapping, Polishing, and Buffing Machine Tool Setters, Operators, and Tenders, Metal and Plastic			\$14.96	\$31,110	3.01	\$10.37	\$11.84	\$13.81	\$18.40	\$21.19	\$21,576	\$24,619	\$28,728	\$38,264	\$44,070
51-4041	Machinists	340	21.37	\$24.45	\$50,848	5.44	\$14.27	\$19.36	\$25.15	\$29.57	\$33.66	\$29,691	\$40,260	\$52,306	\$61,498	\$70,004
51-4121	Welders, Cutters, Solderers, and Brazers	130	46.86	\$20.67	\$42,990	6.58	\$14.08	\$15.90	\$19.06	\$23.46	\$31.65	\$29,278	\$33,074	\$39,650	\$48,790	\$65,826
51-4193	Plating and Coating Machine Setters, Operators, and Tenders, Metal and Plastic			\$21.46	\$44,630	5.96	\$16.03	\$17.63	\$20.19	\$24.07	\$26.50	\$33,352	\$36,661	\$41,995	\$50,075	\$55,118
51-5111	Prepress Technicians and Workers	30	43.99	\$19.63	\$40,830	4.94	\$15.62	\$18.07	\$20.53	\$22.25	\$23.37	\$32,498	\$37,576	\$42,693	\$46,285	\$48,607
51-5112	Printing Press Operators	220	21.07	\$16.45	\$34,218	3.53	\$10.16	\$12.53	\$16.41	\$19.51	\$23.00	\$21,139	\$26,057	\$34,133	\$40,574	\$47,850
51-5113	Print Binding and Finishing Workers			\$17.17	\$35,717	11.24	\$10.70	\$11.91	\$16.61	\$22.27	\$25.32	\$22,262	\$24,779	\$34,556	\$46,317	\$52,670
51-6011	Laundry and Dry-Cleaning Workers	210	32.07	\$9.54	\$19,835	3.02	\$7.58	\$8.13	\$9.26	\$10.62	\$12.02	\$15,776	\$16,916	\$19,261	\$22,088	\$25,011
51-6021	Pressers, Textile, Garment, and Related Materials	40	33.49	\$10.29	\$21,412	5.94	\$8.27	\$9.54	\$10.52	\$11.35	\$12.09	\$17,204	\$19,843	\$21,877	\$23,603	\$25,152
51-6031	Sewing Machine Operators	110	30.69	\$12.81	\$26,654	8.38	\$8.32	\$9.75	\$11.76	\$15.22	\$18.53	\$17,315	\$20,282	\$24,452	\$31,667	\$38,540
51-6052	Tailors, Dressmakers, and Custom Sewers	10	42.27	\$13.90	\$28,918	12.24	\$8.14	\$9.28	\$13.80	\$15.30	\$23.34	\$16,933	\$19,306	\$28,712	\$31,834	\$48,553

Occupational Code	Occupational Title	Employment Estimate	Employment Percentage Relative Standard Error	Average Hourly Wage	Average Annual Wage	Wage Percentage Relative Standard Error	10th Percentile (Hourly)	25th Percentile (Hourly)	50th Percentile (Hourly)	75th Percentile (Hourly)	90th Percentile (Hourly)	10th Percentile (Annual)	25th Percentile (Annual)	50th Percentile (Annual)	75th Percentile (Annual)	90th Percentile (Annual)
51-6062	Textile Cutting Machine Setters, Operators, and Tenders			\$15.76	\$32,780	7.13	\$10.84	\$13.89	\$16.44	\$18.26	\$19.36	\$22,542	\$28,901	\$34,191	\$37,985	\$40,261
51-6093	Upholsterers			\$19.16	\$39,856	8.84	\$11.97	\$18.87	\$20.30	\$21.73	\$22.59	\$24,899	\$39,249	\$42,227	\$45,205	\$46,992
51-7011	Cabinetmakers and Bench Carpenters	70	30.07	\$18.82	\$39,149	5.5	\$12.56	\$14.84	\$18.34	\$23.31	\$26.38	\$26,117	\$30,861	\$38,142	\$48,491	\$54,876
51-7041	Sawing Machine Setters, Operators, and Tenders, Wood	20	7.97	\$16.93	\$35,216	5.05	\$11.96	\$13.67	\$17.77	\$20.39	\$21.80	\$24,885	\$28,440	\$36,971	\$42,403	\$45,353
51-7042	Woodworking Machine Setters, Operators, and Tenders, Except Sawing			\$16.27	\$33,845	4.26	\$12.24	\$13.31	\$15.43	\$18.87	\$21.95	\$25,455	\$27,690	\$32,103	\$39,241	\$45,647
51-8013	Power Plant Operators			\$24.55	\$51,056	3.61	\$18.52	\$20.34	\$23.79	\$29.64	\$33.43	\$38,530	\$42,305	\$49,482	\$61,659	\$69,539
51-8021	Stationary Engineers and Boiler Operators	40	20.85	\$36.10	\$75,098	8.46	\$21.01	\$24.18	\$28.65	\$44.29	\$65.69	\$43,697	\$50,291	\$59,599	\$92,119	\$136,643
51-8031	Water and Liquid Waste Treatment Plant and System Operators	140	10.01	\$23.57	\$49,019	4.06	\$15.01	\$19.57	\$22.97	\$28.12	\$35.20	\$31,227	\$40,713	\$47,778	\$58,491	\$73,224
51-9012	Separating, Filtering, Clarifying, Precipitating, and Still Machine Setters, Operators, and Tenders	80	29.01	\$14.83	\$30,844	6.91	\$10.48	\$12.39	\$14.36	\$16.91	\$19.16	\$21,808	\$25,776	\$29,865	\$35,179	\$39,850
51-9021	Crushing, Grinding, and Polishing Machine Setters, Operators, and Tenders	70	13.26	\$18.94	\$39,395	8.84	\$12.61	\$14.11	\$17.71	\$22.78	\$28.29	\$26,230	\$29,352	\$36,838	\$47,377	\$58,846
51-9041	Extruding, Forming, Pressing, and Compacting Machine Setters, Operators, and Tenders	90	6.94	\$20.04	\$41,675	11.27	\$11.55	\$14.16	\$18.41	\$25.83	\$31.38	\$24,025	\$29,452	\$38,297	\$53,731	\$65,263
51-9061	Inspectors, Testers, Sorters, Samplers, and Weighers	600	9.97	\$20.37	\$42,373	2.43	\$13.48	\$16.15	\$20.00	\$23.71	\$28.73	\$28,041	\$33,587	\$41,593	\$49,323	\$59,756
51-9071	Jewelers and Precious Stone and Metal Workers			\$20.05	\$41,696	10.68	\$14.79	\$15.96	\$17.72	\$26.18	\$30.86	\$30,760	\$33,192	\$36,854	\$54,462	\$64,193
51-9081	Dental Laboratory Technicians	30	41.85	\$21.14	\$43,962	12.5	\$12.83	\$15.75	\$18.04	\$24.25	\$28.75	\$26,685	\$32,758	\$37,530	\$50,441	\$59,802
51-9083	Ophthalmic Laboratory Technicians	100	31.44	\$22.04	\$45,838	21.71	\$11.14	\$13.03	\$20.08	\$24.94	\$31.99	\$23,177	\$27,112	\$41,766	\$51,884	\$66,533
51-9111	Packaging and Filling Machine Operators and Tenders	420	14.5	\$11.91	\$24,763	4.99	\$8.49	\$9.48	\$11.12	\$13.54	\$16.66	\$17,662	\$19,725	\$23,120	\$28,165	\$34,662
51-9121	Coating, Painting, and Spraying Machine Setters, Operators, and Tenders	50	15.14	\$17.96	\$37,361	5.78	\$8.68	\$15.27	\$18.37	\$21.85	\$25.55	\$18,058	\$31,769	\$38,202	\$45,454	\$53,148
51-9122	Painters, Transportation Equipment	40	23.8	\$28.42	\$59,123	19.14	\$14.87	\$16.71	\$27.82	\$34.48	\$54.61	\$30,920	\$34,752	\$57,867	\$71,722	\$113,585
51-9123	Painting, Coating, and Decorating Workers			\$15.83	\$32,927	7.04	\$12.17	\$13.21	\$15.11	\$17.84	\$21.10	\$25,306	\$27,484	\$31,420	\$37,105	\$43,884
51-9151	Photographic Process Workers and Processing Machine Operators	50	16.92	\$11.41	\$23,723	3.42	\$7.91	\$8.74	\$10.48	\$13.13	\$17.47	\$16,446	\$18,185	\$21,805	\$27,312	\$36,340
51-9198	Helpers--Production Workers	270	11.9	\$12.35	\$25,697	4.94	\$9.38	\$9.99	\$10.93	\$13.74	\$19.40	\$19,516	\$20,781	\$22,733	\$28,584	\$40,350
51-9399	Production Workers, All Other*	260	32.18	\$15.06	\$31,330	8.44	\$9.31	\$10.82	\$15.39	\$18.12	\$21.39	\$19,367	\$22,496	\$32,019	\$37,682	\$44,492
53-0000	Transportation and Material Moving Occupations	5,170	6.46	\$17.81	\$37,050	2.01	\$8.82	\$10.67	\$13.78	\$18.06	\$28.17	\$18,345	\$22,202	\$28,666	\$37,567	\$58,596
53-1021	First-Line Supervisors of Helpers, Laborers, and Material Movers, Hand	140	19.17	\$19.29	\$40,117	4.69	\$13.43	\$15.32	\$18.76	\$22.46	\$25.29	\$27,929	\$31,870	\$39,021	\$46,716	\$52,595
53-1031	First-Line Supervisors of Transportation and Material-Moving Machine and Vehicle Operators			\$25.33	\$52,677	5.45	\$13.83	\$17.15	\$25.65	\$32.98	\$36.92	\$28,767	\$35,677	\$53,352	\$68,594	\$76,787
53-3021	Bus Drivers, Transit and Intercity	290	19.4	\$16.69	\$34,725	4.5	\$12.62	\$14.62	\$16.77	\$19.05	\$21.44	\$26,240	\$30,416	\$34,890	\$39,625	\$44,592
53-3022	Bus Drivers, School or Special Client	390	2.21	\$15.31	\$31,850	4.57	\$11.72	\$13.99	\$15.87	\$17.28	\$18.13	\$24,377	\$29,093	\$33,011	\$35,942	\$37,701
53-3031	Driver/Sales Workers			\$11.63	\$24,192	18.31	\$7.68	\$8.35	\$10.01	\$12.59	\$23.66	\$15,975	\$17,366	\$20,829	\$26,188	\$49,212

Occupational Code	Occupational Title	Employment Estimate	Employment Percentage Relative Standard Error	Average Hourly Wage	Average Annual Wage	Wage Percentage Relative Standard Error	10th Percentile (Hourly)	25th Percentile (Hourly)	50th Percentile (Hourly)	75th Percentile (Hourly)	90th Percentile (Hourly)	10th Percentile (Annual)	25th Percentile (Annual)	50th Percentile (Annual)	75th Percentile (Annual)	90th Percentile (Annual)
53-3032	Heavy and Tractor-Trailer Truck Drivers	330	16.89	\$18.29	\$38,052	5.54	\$11.56	\$13.93	\$17.57	\$21.82	\$27.30	\$24,043	\$28,970	\$36,552	\$45,391	\$56,791
53-3033	Light Truck or Delivery Services Drivers	500	9.28	\$14.83	\$30,839	5.29	\$8.44	\$10.17	\$13.83	\$17.38	\$25.76	\$17,548	\$21,159	\$28,770	\$36,147	\$53,574
53-3041	Taxi Drivers and Chauffeurs	50	28.43	\$13.58	\$28,255	10.09	\$9.94	\$10.74	\$12.25	\$14.62	\$17.63	\$20,678	\$22,345	\$25,473	\$30,410	\$36,663
53-3099	Motor Vehicle Operators, All Other	40	35.63	\$14.06	\$29,235	10.87	\$9.83	\$10.76	\$14.46	\$16.98	\$18.91	\$20,443	\$22,390	\$30,080	\$35,310	\$39,343
53-6021	Parking Lot Attendants	30	0.06	\$11.93	\$24,820	2.53	\$7.88	\$9.98	\$11.12	\$14.07	\$17.43	\$16,396	\$20,759	\$23,130	\$29,262	\$36,258
53-6031	Automotive and Watercraft Service Attendants	100	49.21	\$10.98	\$22,832	11.55	\$7.63	\$8.93	\$10.20	\$11.26	\$17.29	\$15,877	\$18,577	\$21,219	\$23,423	\$35,973
53-7051	Industrial Truck and Tractor Operators	350	18.91	\$15.06	\$31,332	3.02	\$10.09	\$11.46	\$14.58	\$17.85	\$21.35	\$20,995	\$23,830	\$30,319	\$37,134	\$44,415
53-7061	Cleaners of Vehicles and Equipment	260	25.41	\$11.33	\$23,564	3.82	\$8.92	\$9.88	\$10.97	\$12.62	\$14.52	\$18,548	\$20,558	\$22,809	\$26,245	\$30,193
53-7062	Laborers and Freight, Stock, and Material Movers, Hand	1,380	14.13	\$12.59	\$26,180	2.34	\$9.10	\$10.30	\$11.96	\$14.17	\$17.31	\$18,938	\$21,434	\$24,885	\$29,476	\$36,001
53-7064	Packers and Packers, Hand	550	21.72	\$12.14	\$25,253	5.2	\$7.61	\$8.17	\$10.40	\$14.19	\$18.85	\$15,835	\$17,003	\$21,631	\$29,521	\$39,217

Occupational Code	Occupational Title	Employment Estimate	Employment Percentage Relative Standard Error	Average Hourly Wage	Average Annual Wage	Wage Percentage Relative Standard Error	10th Percentile (Hourly)	25th Percentile (Hourly)	50th Percentile (Hourly)	75th Percentile (Hourly)	90th Percentile (Hourly)	10th Percentile (Annual)	25th Percentile (Annual)	50th Percentile (Annual)	75th Percentile (Annual)	90th Percentile (Annual)
00-0000	All occupations	240,000	1.1	\$21.46	\$44,630	1.94	\$8.53	\$11.04	\$16.72	\$27.13	\$41.23	\$17,741	\$22,973	\$34,779	\$56,429	\$85,750
11-0000	Management Occupations	9,450	3.5	\$46.81	\$97,365	1.41	\$21.55	\$30.01	\$42.16	\$57.53	\$77.20	\$44,823	\$62,427	\$87,701	\$119,666	\$160,569
11-1011	Chief Executives			\$76.54	\$159,210	7.22	\$36.87	\$45.27	\$73.07			\$76,698	\$94,169	\$151,982		
11-1021	General and Operations Managers	3,930	4.27	\$47.91	\$99,645	2.33	\$20.27	\$28.59	\$40.82	\$59.86		\$42,161	\$59,461	\$84,907	\$124,503	
11-1031	Legislators			\$14.37	\$29,884	17.44	\$7.55	\$7.72	\$9.08	\$23.66	\$28.93	\$15,701	\$16,064	\$18,893	\$49,208	\$60,172
11-2011	Advertising and Promotions Managers	30	33.34	\$54.35	\$113,045	12.84	\$28.11	\$35.14	\$42.05	\$76.65		\$58,466	\$73,092	\$87,459	\$159,442	
11-2021	Marketing Managers	240	24.65	\$56.08	\$116,656	5.31	\$21.21	\$27.38	\$54.43	\$78.39		\$44,122	\$56,954	\$113,219	\$163,055	
11-2022	Sales Managers	240	25.36	\$47.00	\$97,753	6.05	\$21.59	\$27.57	\$40.26	\$58.91	\$79.49	\$44,911	\$57,354	\$83,740	\$122,538	\$165,335
11-2031	Public Relations and Fundraising Managers	70	18.06	\$51.82	\$107,781	7.57	\$17.89	\$37.53	\$48.86	\$66.95		\$37,220	\$78,067	\$101,622	\$139,252	
11-3011	Administrative Services Managers	240	13.73	\$40.84	\$84,954	3.72	\$22.26	\$27.84	\$38.94	\$50.53	\$59.79	\$46,294	\$57,899	\$81,005	\$105,108	\$124,359
11-3021	Computer and Information Systems Managers	480	11.44	\$59.50	\$123,755	2.19	\$40.29	\$47.84	\$56.95	\$68.23		\$83,798	\$99,516	\$118,451	\$141,919	
11-3031	Financial Managers	330	12.65	\$54.78	\$113,950	2.44	\$35.46	\$42.51	\$50.37	\$64.11	\$79.98	\$73,747	\$88,420	\$104,760	\$133,341	\$166,362
11-3051	Industrial Production Managers	90	10.5	\$48.73	\$101,366	3.47	\$31.72	\$39.50	\$48.57	\$55.63	\$67.39	\$65,981	\$82,168	\$101,033	\$115,711	\$140,170
11-3061	Purchasing Managers	30	7.21	\$49.87	\$103,720	4.02	\$29.91	\$38.23	\$52.26	\$61.73	\$71.08	\$62,211	\$79,517	\$108,697	\$128,397	\$147,854
11-3071	Transportation, Storage, and Distribution Managers	60	6.89	\$45.44	\$94,521	2.47	\$30.02	\$37.02	\$44.81	\$52.70	\$64.43	\$62,443	\$77,002	\$93,198	\$109,613	\$134,007
11-3111	Compensation and Benefits Managers	30	24.24	\$46.49	\$96,705	5.57	\$28.21	\$33.35	\$49.25	\$56.50	\$63.09	\$58,687	\$69,370	\$102,448	\$117,523	\$131,231
11-3121	Human Resources Managers	60	14.22	\$48.79	\$101,489	3.87	\$28.36	\$36.58	\$44.45	\$61.27	\$70.31	\$58,996	\$76,082	\$92,463	\$127,441	\$146,244
11-3131	Training and Development Managers	40	15.53	\$40.35	\$83,931	3.21	\$27.84	\$33.20	\$41.32	\$47.42	\$53.15	\$57,906	\$69,058	\$85,948	\$98,626	\$110,556
11-9021	Construction Managers	310	29.99	\$43.08	\$89,606	17.36	\$21.00	\$27.59	\$33.15	\$49.97		\$43,689	\$57,377	\$68,962	\$103,942	
11-9031	Education Administrators, Preschool and Child Care Center/Program	50	34.75	\$19.12	\$39,776	8.51	\$12.54	\$14.49	\$19.73	\$22.01	\$25.75	\$26,086	\$30,132	\$41,042	\$45,780	\$53,555
11-9032	Education Administrators, Elementary and Secondary School	630	3.38		\$80,063	1.5						\$61,907	\$69,716	\$80,580	\$91,479	\$103,179
11-9039	Education Administrators, All Other	280	1.23	\$44.66	\$92,897	2.27	\$29.21	\$34.62	\$44.58	\$51.59	\$61.83	\$60,759	\$72,015	\$92,731	\$107,302	\$128,605
11-9041	Architectural and Engineering Managers	340	15.41	\$60.28	\$125,389	2.81	\$40.38	\$48.32	\$59.98	\$70.15		\$83,990	\$100,514	\$124,757	\$145,919	
11-9051	Food Service Managers	210	20.83	\$22.37	\$46,538	4.34	\$16.21	\$17.85	\$21.62	\$25.37	\$29.92	\$33,721	\$37,136	\$44,963	\$52,766	\$62,226
11-9081	Lodging Managers			\$21.32	\$44,341	5.88	\$16.20	\$17.98	\$20.85	\$23.36	\$25.75	\$33,688	\$37,404	\$43,362	\$48,581	\$53,552
11-9111	Medical and Health Services Managers	380	10.83	\$48.41	\$100,692	7.45	\$27.05	\$34.56	\$41.87	\$54.35	\$79.81	\$56,267	\$71,876	\$87,098	\$113,041	\$165,999
11-9131	Postmasters and Mail Superintendents	20	0.08	\$34.31	\$71,375	2.14	\$26.13	\$27.68	\$35.35	\$39.91	\$42.78	\$54,341	\$57,580	\$73,518	\$83,018	\$88,989
11-9141	Property, Real Estate, and Community Association Managers	110	31.3	\$30.40	\$63,225	12.5	\$13.09	\$17.37	\$27.97	\$42.98	\$54.48	\$27,218	\$36,131	\$58,174	\$89,391	\$113,315
11-9151	Social and Community Service Managers	160	21.09	\$33.28	\$69,232	5.77	\$20.37	\$24.41	\$30.34	\$40.27	\$54.33	\$42,361	\$50,774	\$63,106	\$83,754	\$113,014
11-9161	Emergency Management Directors	30	36.51	\$38.68	\$80,459	8.78	\$17.73	\$28.28	\$41.32	\$49.93	\$55.60	\$36,874	\$58,817	\$85,949	\$103,865	\$115,643
11-9199	Managers, All Other	560	5.4	\$48.34	\$100,551	1.45	\$31.05	\$39.38	\$48.43	\$57.29	\$67.31	\$64,588	\$81,901	\$100,730	\$119,168	\$140,004
13-0000	Business and Financial Operations Occupations	15,140	3.06	\$32.06	\$66,680	2.34	\$15.78	\$21.18	\$29.65	\$39.98	\$51.10	\$32,824	\$44,046	\$61,675	\$83,167	\$106,291
13-1011	Agents and Business Managers of Artists, Performers, and Athletes			\$23.63	\$49,157	12.37	\$15.39	\$18.11	\$20.24	\$22.52	\$41.42	\$32,002	\$37,667	\$42,097	\$46,840	\$86,157
13-1022	Wholesale and Retail Buyers, Except Farm Products	110	21.22													
13-1023	Purchasing Agents, Except Wholesale, Retail, and Farm Products	840	5.67	\$30.92	\$64,314	4.12	\$18.64	\$22.81	\$29.17	\$39.16	\$46.09	\$38,774	\$47,447	\$60,667	\$81,459	\$95,875
13-1031	Claims Adjusters, Examiners, and Investigators	980	14.65	\$28.46	\$59,198	4.41	\$14.76	\$20.76	\$28.68	\$35.45	\$42.40	\$30,700	\$43,174	\$59,655	\$73,726	\$88,194

Occupational Code	Occupational Title	Employment Estimate	Employment Percentage Relative Standard Error	Average Hourly Wage	Average Annual Wage	Wage Percentage Relative Standard Error	10th Percentile (Hourly)	25th Percentile (Hourly)	50th Percentile (Hourly)	75th Percentile (Hourly)	90th Percentile (Hourly)	10th Percentile (Annual)	25th Percentile (Annual)	50th Percentile (Annual)	75th Percentile (Annual)	90th Percentile (Annual)
13-1041	Compliance Officers	180	6.17	\$28.48	\$59,234	3.97	\$17.21	\$20.67	\$27.60	\$34.79	\$41.09	\$35,804	\$42,997	\$57,417	\$72,365	\$85,473
13-1051	Cost Estimators	510	10.64	\$27.39	\$56,975	2.98	\$16.29	\$20.05	\$26.51	\$33.05	\$41.14	\$33,875	\$41,703	\$55,147	\$68,735	\$85,581
13-1078	Human Resources, Training, and Labor Relations Specialists, All Other*	710	6.55	\$30.63	\$63,701	2.79	\$16.23	\$22.68	\$29.05	\$38.32	\$45.17	\$33,751	\$47,171	\$60,428	\$79,708	\$93,951
13-1081	Logisticians	480	3.89	\$37.33	\$77,650	3.21	\$23.46	\$30.24	\$35.99	\$44.36	\$52.10	\$48,799	\$62,902	\$74,852	\$92,268	\$108,374
13-1111	Management Analysts	990	11.81	\$43.57	\$90,625	8.51	\$21.06	\$27.88	\$39.20	\$50.21	\$68.10	\$43,806	\$57,994	\$81,544	\$104,446	\$141,651
13-1121	Meeting, Convention, and Event Planners*	170	14.3	\$20.89	\$43,441	5.35	\$11.53	\$13.99	\$18.02	\$25.73	\$38.58	\$23,983	\$29,098	\$37,482	\$53,512	\$80,241
13-1141	Compensation, Benefits, and Job Analysis Specialists	200	24.05	\$24.70	\$51,386	3.71	\$15.20	\$18.39	\$21.49	\$29.53	\$37.74	\$31,607	\$38,259	\$44,703	\$61,420	\$78,495
13-1151	Training and Development Specialists	470	8.65	\$25.92	\$53,904	2.92	\$13.47	\$17.40	\$23.62	\$31.53	\$43.84	\$28,025	\$36,186	\$49,126	\$65,584	\$91,182
13-1161	Market Research Analysts and Marketing Specialists*	250	17.23	\$31.57	\$65,675	7.34	\$12.07	\$17.38	\$27.86	\$42.03	\$56.89	\$25,114	\$36,156	\$57,938	\$87,413	\$118,333
13-1199	Business Operations Specialists, All Other*	5,020	4.56	\$32.88	\$68,385	2.69	\$14.85	\$21.69	\$31.30	\$42.68	\$52.96	\$30,896	\$45,109	\$65,097	\$88,769	\$110,162
13-2011	Accountants and Auditors	2,340	9.3	\$29.73	\$61,835	2.96	\$16.39	\$20.01	\$27.55	\$35.90	\$46.13	\$34,097	\$41,614	\$57,310	\$74,676	\$95,948
13-2021	Appraisers and Assessors of Real Estate	90	41.66	\$17.72	\$36,853	6.78	\$7.90	\$8.61	\$18.35	\$25.51	\$30.21	\$16,437	\$17,904	\$38,164	\$53,066	\$62,828
13-2031	Budget Analysts	180	4.15	\$33.88	\$70,469	3.68	\$25.07	\$28.07	\$32.19	\$38.52	\$45.59	\$52,156	\$58,384	\$66,959	\$80,130	\$94,826
13-2041	Credit Analysts	100	15.91	\$26.57	\$55,275	3.15	\$19.56	\$21.26	\$24.86	\$30.57	\$36.02	\$40,682	\$44,227	\$51,711	\$63,582	\$74,925
13-2051	Financial Analysts	330	20.16	\$31.19	\$64,870	4.07	\$17.50	\$22.89	\$30.63	\$36.81	\$44.30	\$36,396	\$47,608	\$63,710	\$76,569	\$92,139
13-2052	Personal Financial Advisors	150	29.16	\$32.47	\$67,528	29.45	\$12.88	\$14.39	\$19.11	\$31.15		\$26,801	\$29,939	\$39,758	\$64,797	
13-2053	Insurance Underwriters	70	49.21	\$30.92	\$64,306	13.32	\$13.40	\$20.32	\$27.71	\$36.36	\$48.54	\$27,865	\$42,261	\$57,645	\$75,638	\$100,960
13-2061	Financial Examiners			\$44.72	\$93,022	6.31	\$27.60	\$32.11	\$40.70	\$58.89	\$68.33	\$57,416	\$66,793	\$84,648	\$122,489	\$142,124
13-2071	Credit Counselors			\$22.76	\$47,338	14.54	\$12.77	\$14.48	\$18.85	\$32.44	\$37.82	\$26,554	\$30,115	\$39,218	\$67,466	\$78,661
13-2072	Loan Officers	420	20.92	\$42.44	\$88,268	16.41	\$18.92	\$24.73	\$34.45	\$50.52	\$72.66	\$39,349	\$51,433	\$71,656	\$105,078	\$151,124
13-2082	Tax Preparers	70	47.6	\$22.72	\$47,254	8.42	\$16.14	\$19.57	\$24.23	\$26.63	\$28.26	\$33,561	\$40,699	\$50,392	\$55,387	\$58,773
13-2099	Financial Specialists, All Other	320	22.16	\$38.74	\$80,574	8.77	\$16.35	\$23.44	\$38.16	\$49.14	\$64.34	\$34,009	\$48,750	\$79,375	\$102,212	\$133,831
15-0000	Computer and Mathematical Occupations	12,540	4.2	\$39.69	\$82,564	1.4	\$21.15	\$29.77	\$39.51	\$49.39	\$59.33	\$43,985	\$61,926	\$82,171	\$102,734	\$123,410
15-1111	Computer and Information Research Scientists	40	17.72	\$44.42	\$92,390	3.19	\$32.43	\$37.69	\$42.86	\$50.74	\$63.23	\$67,453	\$78,399	\$89,155	\$105,545	\$131,528
15-1121	Computer Systems Analysts	1,530	10.64	\$40.83	\$84,921	2.66	\$24.80	\$31.52	\$40.57	\$50.27	\$59.47	\$51,575	\$65,562	\$84,379	\$104,563	\$123,694
15-1131	Computer Programmers	600	17.87	\$38.43	\$79,935	2.81	\$23.31	\$27.65	\$35.34	\$48.75	\$62.60	\$48,485	\$57,516	\$73,510	\$101,391	\$130,208
15-1132	Software Developers, Applications	2,490	12.35	\$45.90	\$95,477	2.77	\$31.21	\$37.87	\$43.92	\$52.99	\$65.91	\$64,923	\$78,764	\$91,354	\$110,224	\$137,090
15-1133	Software Developers, Systems Software	2,480	9.28	\$47.57	\$98,956	1.23	\$33.22	\$39.31	\$47.48	\$56.04	\$65.56	\$69,089	\$81,762	\$98,749	\$116,557	\$136,356
15-1141	Database Administrators	250	11.76	\$40.79	\$84,836	1.98	\$24.85	\$32.98	\$40.49	\$50.11	\$56.84	\$51,691	\$68,598	\$84,222	\$104,238	\$118,229
15-1142	Network and Computer Systems Administrators*	1,320	9.03	\$35.48	\$73,801	2.23	\$22.38	\$27.54	\$34.86	\$42.64	\$50.44	\$46,547	\$57,284	\$72,506	\$88,683	\$104,913
15-1150	Computer Support Specialists	2,040	12.25	\$24.67	\$51,306	5.34	\$13.37	\$17.43	\$22.41	\$30.63	\$40.56	\$27,801	\$36,253	\$46,611	\$63,714	\$84,365
15-1179	Information Security Analysts, Web Developers, and Computer Network Architects	590	10.1	\$38.97	\$81,060	2.95	\$25.08	\$29.83	\$37.97	\$46.70	\$55.58	\$52,162	\$62,038	\$78,974	\$97,128	\$115,607
15-1799	Computer Occupations, All Other*	850	7.88	\$37.53	\$78,063	1.51	\$26.16	\$31.39	\$36.62	\$42.90	\$50.77	\$54,421	\$65,285	\$76,166	\$89,227	\$105,602
15-2031	Operations Research Analysts	310	18.05	\$46.25	\$96,201	2.52	\$30.86	\$38.15	\$46.51	\$54.47	\$62.90	\$64,192	\$79,361	\$96,731	\$113,298	\$130,841
15-2041	Statisticians	10	3.88	\$31.12	\$64,734	3.12	\$17.30	\$21.19	\$28.08	\$38.20	\$45.56	\$35,983	\$44,085	\$58,402	\$79,459	\$94,759
17-0000	Architecture and Engineering Occupations	7,010	6.47	\$37.32	\$77,630	1.82	\$20.97	\$26.35	\$35.46	\$46.34	\$57.48	\$43,608	\$54,801	\$73,757	\$96,392	\$119,548
17-1011	Architects, Except Landscape and Naval	140	28.68	\$38.18	\$79,415	9.58	\$23.11	\$26.36	\$33.27	\$43.59	\$62.77	\$48,063	\$54,825	\$69,205	\$90,661	\$130,556
17-1012	Landscape Architects	20	18.83	\$27.22	\$56,619	7.98	\$15.83	\$19.06	\$27.25	\$33.46	\$39.17	\$32,934	\$39,640	\$56,683	\$69,598	\$81,470

Occupational Code	Occupational Title	Employment Estimate	Employment Percentage Relative Standard Error	Average Hourly Wage	Average Annual Wage	Wage Percentage Relative Standard Error	10th Percentile (Hourly)	25th Percentile (Hourly)	50th Percentile (Hourly)	75th Percentile (Hourly)	90th Percentile (Hourly)	10th Percentile (Annual)	25th Percentile (Annual)	50th Percentile (Annual)	75th Percentile (Annual)	90th Percentile (Annual)
17-1021	Cartographers and Photogrammetrists	110	34.63	\$28.44	\$59,165	8.35	\$14.51	\$21.88	\$30.74	\$34.18	\$36.39	\$30,179	\$45,511	\$63,932	\$71,102	\$75,697
17-1022	Surveyors	100	27.39	\$26.42	\$54,959	2.47	\$18.64	\$21.25	\$26.00	\$32.23	\$35.48	\$38,775	\$44,204	\$54,078	\$67,030	\$73,791
17-2011	Aerospace Engineers	680	35.88	\$46.24	\$96,184	7.75	\$25.98	\$33.19	\$45.39	\$56.99	\$68.47	\$54,030	\$69,039	\$94,406	\$118,541	\$142,408
17-2041	Chemical Engineers	30	33.17	\$44.90	\$93,397	4.37	\$36.54	\$39.21	\$43.66	\$51.21	\$57.09	\$76,005	\$81,561	\$90,822	\$106,514	\$118,754
17-2051	Civil Engineers	850	20.71	\$34.70	\$72,183	3.28	\$18.63	\$23.51	\$34.12	\$43.44	\$51.71	\$38,750	\$48,895	\$70,964	\$90,348	\$107,562
17-2061	Computer Hardware Engineers	480	19.73	\$47.35	\$98,484	3.08	\$33.08	\$38.34	\$46.34	\$56.92	\$66.13	\$68,813	\$79,757	\$96,393	\$118,386	\$137,545
17-2071	Electrical Engineers	670	12.82	\$38.45	\$79,981	3.15	\$23.52	\$30.75	\$38.47	\$46.18	\$54.27	\$48,911	\$63,956	\$80,020	\$96,061	\$112,874
17-2072	Electronics Engineers, Except Computer	490	16.23	\$47.01	\$97,780	2.93	\$29.72	\$37.97	\$46.12	\$55.43	\$65.58	\$61,826	\$78,969	\$95,925	\$115,291	\$136,396
17-2081	Environmental Engineers	200	31.71	\$34.69	\$72,148	7.38	\$21.89	\$25.84	\$31.73	\$43.52	\$51.13	\$45,523	\$53,743	\$66,006	\$90,522	\$106,351
17-2111	Health and Safety Engineers, Except Mining Safety Engineers and Inspectors	50	13.56	\$39.95	\$83,102	5.14	\$22.81	\$28.33	\$35.87	\$53.39	\$60.48	\$47,447	\$58,926	\$74,618	\$111,053	\$125,795
17-2112	Industrial Engineers	400	10.84	\$40.10	\$83,412	2.31	\$25.68	\$33.70	\$39.87	\$47.11	\$54.92	\$53,414	\$70,095	\$82,923	\$97,989	\$114,227
17-2131	Materials Engineers			\$44.16	\$91,862	3.85	\$32.08	\$38.19	\$43.34	\$49.36	\$60.00	\$66,723	\$79,440	\$90,151	\$102,668	\$124,791
17-2141	Mechanical Engineers	550	13.98	\$40.36	\$83,956	4.53	\$24.65	\$30.70	\$38.63	\$48.21	\$60.77	\$51,270	\$63,862	\$80,349	\$100,278	\$126,407
17-2151	Mining and Geological Engineers, Including Mining Safety Engineers			\$41.18	\$85,650	4.36	\$35.38	\$38.32	\$41.16	\$44.07	\$45.81	\$73,598	\$79,696	\$85,616	\$91,659	\$95,289
17-2199	Engineers, All Other	420	23.93	\$47.23	\$98,232	2.93	\$31.86	\$38.59	\$47.56	\$56.47	\$65.27	\$66,266	\$80,268	\$98,924	\$117,459	\$135,758
17-3011	Architectural and Civil Drafters	190	25.63	\$24.26	\$50,452	3.55	\$17.24	\$19.69	\$23.60	\$27.87	\$34.17	\$35,857	\$40,955	\$49,087	\$57,969	\$71,075
17-3012	Electrical and Electronics Drafters	60	14.41	\$28.32	\$58,902	7.09	\$18.62	\$21.57	\$25.63	\$32.88	\$39.66	\$38,722	\$44,857	\$53,313	\$68,392	\$82,490
17-3013	Mechanical Drafters	150	29.27	\$23.55	\$48,974	2.91	\$17.03	\$19.92	\$22.62	\$26.40	\$31.52	\$35,413	\$41,437	\$47,055	\$54,915	\$65,570
17-3019	Drafters, All Other	20	30.84	\$23.11	\$48,060	4.03	\$14.51	\$17.72	\$22.45	\$27.04	\$31.93	\$30,180	\$36,867	\$46,700	\$56,241	\$66,410
17-3021	Aerospace Engineering and Operations Technicians			\$29.45	\$61,252	8.68	\$16.42	\$21.14	\$29.40	\$37.85	\$43.99	\$34,148	\$43,971	\$61,153	\$78,738	\$91,489
17-3022	Civil Engineering Technicians	190	34.77	\$27.94	\$58,116	3.86	\$22.83	\$24.82	\$27.76	\$31.75	\$34.80	\$47,481	\$51,632	\$57,739	\$66,037	\$72,392
17-3023	Electrical and Electronics Engineering Technicians	550	16.84	\$24.91	\$51,812	1.39	\$18.48	\$21.57	\$24.97	\$28.71	\$31.67	\$38,431	\$44,868	\$51,930	\$59,720	\$65,868
17-3025	Environmental Engineering Technicians			\$22.11	\$45,984	7.04	\$16.86	\$18.95	\$21.22	\$24.55	\$29.00	\$35,078	\$39,412	\$44,147	\$51,066	\$60,312
17-3027	Mechanical Engineering Technicians	70	18.46	\$25.87	\$53,809	3.25	\$18.80	\$21.93	\$25.94	\$29.19	\$34.20	\$39,099	\$45,609	\$53,950	\$60,724	\$71,146
17-3029	Engineering Technicians, Except Drafters, All Other	110	11.88	\$30.84	\$64,139	2.16	\$22.43	\$26.28	\$30.24	\$35.17	\$40.65	\$46,651	\$54,654	\$62,906	\$73,161	\$84,561
17-3031	Surveying and Mapping Technicians	150	28.5	\$25.79	\$53,642	2.41	\$20.64	\$23.83	\$25.99	\$28.04	\$30.30	\$42,926	\$49,572	\$54,055	\$58,319	\$63,033
19-0000	Life, Physical, and Social Science Occupations	1,710	8.67	\$33.33	\$69,321	4.8	\$15.05	\$20.47	\$30.66	\$43.27	\$54.42	\$31,311	\$42,584	\$63,766	\$90,005	\$113,193
19-1031	Conservation Scientists	10	8.38	\$29.33	\$61,001	5.01	\$19.91	\$26.07	\$29.65	\$35.87	\$36.39	\$41,422	\$54,227	\$61,680	\$74,612	\$75,688
19-2031	Chemists	40	31.98	\$26.41	\$54,931	6.39	\$15.55	\$18.20	\$23.21	\$34.82	\$41.73	\$32,345	\$37,863	\$48,287	\$72,431	\$86,792
19-2041	Environmental Scientists and Specialists, Including Health	230	21.5	\$33.73	\$70,164	8.76	\$15.06	\$23.15	\$31.74	\$39.17	\$66.39	\$31,329	\$48,153	\$66,015	\$81,469	\$138,085
19-2042	Geoscientists, Except Hydrologists and Geographers	110	30.71	\$25.82	\$53,706	6.14	\$18.97	\$20.77	\$23.92	\$27.63	\$38.83	\$39,462	\$43,203	\$49,750	\$57,464	\$80,770
19-3031	Clinical, Counseling, and School Psychologists	300	15.53	\$40.10	\$83,410	6.16	\$21.28	\$31.38	\$40.83	\$48.64	\$57.21	\$44,258	\$65,270	\$84,918	\$101,176	\$118,994
19-3039	Psychologists, All Other	50	17.92	\$38.48	\$80,048	11.17	\$21.34	\$29.52	\$43.01	\$46.97	\$50.15	\$44,397	\$61,406	\$89,455	\$97,702	\$104,310
19-3051	Urban and Regional Planners	50	4.18	\$34.44	\$71,625	2.78	\$23.80	\$29.07	\$33.86	\$40.01	\$44.89	\$49,506	\$60,466	\$70,432	\$83,224	\$93,369
19-4031	Chemical Technicians	20	33.27	\$20.34	\$42,302	10.35	\$11.39	\$14.64	\$16.97	\$21.06	\$39.39	\$23,685	\$30,450	\$35,295	\$43,802	\$81,937
19-4041	Geological and Petroleum Technicians			\$15.83	\$32,929	3.9	\$12.29	\$13.49	\$15.53	\$17.82	\$20.34	\$25,573	\$28,050	\$32,294	\$37,064	\$42,311

Occupational Code	Occupational Title	Employment Estimate	Employment Percentage Relative Standard Error	Average Hourly Wage	Average Annual Wage	Wage Percentage Relative Standard Error	10th Percentile (Hourly)	25th Percentile (Hourly)	50th Percentile (Hourly)	75th Percentile (Hourly)	90th Percentile (Hourly)	10th Percentile (Annual)	25th Percentile (Annual)	50th Percentile (Annual)	75th Percentile (Annual)	90th Percentile (Annual)
19-4091	Environmental Science and Protection Technicians, Including Health			\$20.58	\$42,801	8.12	\$15.53	\$16.64	\$18.49	\$23.98	\$28.50	\$32,292	\$34,615	\$38,455	\$49,886	\$59,283
19-4093	Forest and Conservation Technicians	100	21.46	\$18.97	\$39,461	5.03	\$13.45	\$13.46	\$18.28	\$24.21	\$27.61	\$27,977	\$27,992	\$38,019	\$50,362	\$57,426
19-4099	Life, Physical, and Social Science Technicians, All Other	90	24.4	\$22.62	\$47,045	18.13	\$11.55	\$14.87	\$23.57	\$28.71	\$31.36	\$24,025	\$30,937	\$49,028	\$59,715	\$65,235
21-0000	Community and Social Service Occupations	3,840	12.45	\$21.12	\$43,938	3.84	\$11.88	\$14.94	\$19.22	\$24.20	\$31.85	\$24,704	\$31,084	\$39,983	\$50,345	\$66,242
21-1011	Substance Abuse and Behavioral Disorder Counselors	80	30.2	\$19.00	\$39,521	9.68	\$12.19	\$13.89	\$16.63	\$21.90	\$28.72	\$25,365	\$28,886	\$34,581	\$45,556	\$59,736
21-1012	Educational, Guidance, School, and Vocational Counselors	520	7.23	\$23.26	\$48,373	2.37	\$16.26	\$19.05	\$22.29	\$27.21	\$32.21	\$33,824	\$39,614	\$46,360	\$56,597	\$66,989
21-1014	Mental Health Counselors	370	16.58	\$20.10	\$41,812	5.96	\$12.39	\$15.22	\$18.61	\$24.92	\$29.25	\$25,762	\$31,663	\$38,711	\$51,827	\$60,845
21-1019	Counselors, All Other			\$33.57	\$69,820	2.63	\$17.76	\$23.72	\$38.17	\$42.18	\$44.58	\$36,936	\$49,345	\$79,392	\$87,732	\$92,736
21-1021	Child, Family, and School Social Workers	800	14.8	\$19.10	\$39,738	5.37	\$11.12	\$13.23	\$17.06	\$21.88	\$28.99	\$23,129	\$27,511	\$35,480	\$45,504	\$60,307
21-1022	Healthcare Social Workers	370	24.35	\$18.83	\$39,167	4.52	\$13.28	\$15.26	\$17.60	\$21.86	\$26.43	\$27,630	\$31,747	\$36,604	\$45,465	\$54,983
21-1023	Mental Health and Substance Abuse Social Workers	110	25.34	\$22.39	\$46,568	6.18	\$16.09	\$20.02	\$23.16	\$25.61	\$27.89	\$33,468	\$41,648	\$48,178	\$53,274	\$58,010
21-1029	Social Workers, All Other	110	15.81	\$25.49	\$53,023	2.81	\$13.55	\$17.94	\$27.26	\$32.09	\$35.29	\$28,191	\$37,312	\$56,708	\$66,755	\$73,403
21-1091	Health Educators	80	15.48	\$20.49	\$42,615	7.89	\$11.32	\$13.67	\$17.28	\$27.25	\$33.62	\$23,540	\$28,430	\$35,949	\$56,674	\$69,940
21-1092	Probation Officers and Correctional Treatment Specialists	190	5.99	\$28.14	\$58,541	2.57	\$21.20	\$21.67	\$25.94	\$35.15	\$37.74	\$44,106	\$45,072	\$53,958	\$73,106	\$78,500
21-1093	Social and Human Service Assistants			\$17.45	\$36,291	5.74	\$10.93	\$13.88	\$18.09	\$20.66	\$22.55	\$22,735	\$28,870	\$37,618	\$42,967	\$46,900
21-1798	Community and Social Service Specialists, All Other*	160	15.17	\$21.09	\$43,873	5.44	\$8.45	\$12.50	\$18.67	\$27.75	\$40.31	\$17,581	\$25,996	\$38,823	\$57,714	\$83,852
21-2011	Clergy	60	10.74	\$17.98	\$37,397	5.24	\$8.43	\$13.16	\$18.05	\$22.16	\$27.24	\$17,525	\$27,381	\$37,544	\$46,098	\$56,664
21-2021	Directors, Religious Activities and Education			\$24.93	\$51,862	26.1	\$13.00	\$15.75	\$22.04	\$30.76	\$43.80	\$27,045	\$32,770	\$45,836	\$63,981	\$91,106
23-0000	Legal Occupations	1,550	7.62	\$37.36	\$77,702	8.66	\$16.64	\$20.50	\$27.88	\$45.89	\$64.16	\$34,607	\$42,645	\$57,984	\$95,456	\$133,460
23-1011	Lawyers	850	12.02	\$47.74	\$99,307	10.7	\$21.84	\$27.11	\$40.45	\$55.73		\$45,425	\$56,396	\$84,127	\$115,917	
23-1023	Judges, Magistrate Judges, and Magistrates	40	6.47	\$58.45	\$121,582	4.15	\$53.42	\$53.43	\$59.75	\$62.44	\$62.44	\$111,120	\$111,133	\$124,278	\$129,865	\$129,873
23-2011	Paralegals and Legal Assistants*	490	17.04	\$20.95	\$43,569	5.29	\$15.13	\$16.69	\$19.63	\$24.22	\$28.66	\$31,460	\$34,722	\$40,838	\$50,374	\$59,612
23-2091	Court Reporters	20	20.34	\$26.39	\$54,886	5.7	\$20.90	\$23.98	\$26.85	\$29.65	\$31.23	\$43,469	\$49,880	\$55,842	\$61,679	\$64,956
23-2093	Title Examiners, Abstractors, and Searchers	60	27.63	\$22.75	\$47,310	4.06	\$15.36	\$17.17	\$21.89	\$27.69	\$32.18	\$31,950	\$35,707	\$45,522	\$57,605	\$66,930
23-2099	Legal Support Workers, All Other	50	8.29	\$25.68	\$53,422	6.29	\$18.64	\$20.26	\$24.27	\$29.19	\$35.86	\$38,776	\$42,146	\$50,490	\$60,716	\$74,586
25-0000	Education, Training, and Library Occupations	16,890	2.59	\$22.48	\$46,763	2.64	\$11.26	\$15.81	\$20.77	\$27.26	\$34.26	\$23,418	\$32,878	\$43,207	\$56,703	\$71,268
25-1011	Business Teachers, Postsecondary	150	22.87		\$100,603	8.16						\$42,920	\$61,495	\$77,686	\$132,288	
25-1021	Computer Science Teachers, Postsecondary	80	44.92		\$74,951	16.57						\$42,058	\$56,845	\$67,547	\$80,006	\$131,446
25-1042	Biological Science Teachers, Postsecondary	80	0.02		\$86,586	7.3						\$48,610	\$64,012	\$74,025	\$104,975	\$139,998
25-1051	Atmospheric, Earth, Marine, and Space Sciences Teachers, Postsecondary	30	12.22		\$85,706	12.18						\$52,955	\$63,345	\$72,434	\$95,562	\$141,936
25-1052	Chemistry Teachers, Postsecondary	50	0.03		\$83,235	9.94						\$32,103	\$48,932	\$71,812	\$114,141	\$154,493
25-1054	Physics Teachers, Postsecondary				\$104,054	6.19						\$48,899	\$68,325	\$97,776	\$140,659	\$166,059
25-1061	Anthropology and Archeology Teachers, Postsecondary				\$80,517	6.37						\$51,510	\$66,327	\$75,216	\$93,651	\$117,282
25-1062	Area, Ethnic, and Cultural Studies Teachers, Postsecondary				\$64,973	9.21						\$48,427	\$51,734	\$56,885	\$76,559	\$102,826
25-1063	Economics Teachers, Postsecondary	40	0.04		\$93,279	10.02						\$60,566	\$68,238	\$84,787	\$113,699	\$155,024

Occupational Code	Occupational Title	Employment Estimate	Employment Percentage Relative Standard Error	Average Hourly Wage	Average Annual Wage	Wage Percentage Relative Standard Error	10th Percentile (Hourly)	25th Percentile (Hourly)	50th Percentile (Hourly)	75th Percentile (Hourly)	90th Percentile (Hourly)	10th Percentile (Annual)	25th Percentile (Annual)	50th Percentile (Annual)	75th Percentile (Annual)	90th Percentile (Annual)
25-1065	Political Science Teachers, Postsecondary	40	0.04		\$106,808	20.36						\$46,321	\$62,797	\$88,815	\$130,808	
25-1066	Psychology Teachers, Postsecondary				\$83,226	5.71						\$57,945	\$66,117	\$75,183	\$99,102	\$128,633
25-1067	Sociology Teachers, Postsecondary				\$67,592	9.87						\$43,561	\$50,387	\$64,662	\$74,597	\$97,916
25-1071	Health Specialties Teachers, Postsecondary				\$80,276	14.56						\$40,593	\$56,279	\$70,864	\$99,411	\$129,932
25-1072	Nursing Instructors and Teachers, Postsecondary	90	17.71		\$62,732	2.84						\$46,102	\$52,442	\$63,347	\$72,249	\$82,054
25-1081	Education Teachers, Postsecondary				\$69,813	3.18						\$46,024	\$55,295	\$64,854	\$75,862	\$104,867
25-1111	Criminal Justice and Law Enforcement Teachers, Postsecondary	70	39.98		\$66,876	5.1						\$46,202	\$61,474	\$67,525	\$73,452	\$83,857
25-1121	Art, Drama, and Music Teachers, Postsecondary	140	0.01		\$76,494	10.24						\$47,224	\$60,827	\$69,022	\$81,824	\$126,322
25-1123	English Language and Literature Teachers, Postsecondary				\$72,858	7.69						\$47,926	\$60,693	\$68,149	\$75,375	\$106,878
25-1124	Foreign Language and Literature Teachers, Postsecondary	60	0.02		\$79,535	13.74						\$45,416	\$52,612	\$69,460	\$93,342	\$119,113
25-1125	History Teachers, Postsecondary	60	0.03		\$82,530	16.08						\$38,181	\$62,193	\$70,400	\$86,031	\$162,061
25-1126	Philosophy and Religion Teachers, Postsecondary	50	0.03		\$82,201	10.41						\$49,407	\$62,649	\$72,151	\$93,402	\$145,528
25-1194	Vocational Education Teachers, Postsecondary	470	15.99	\$25.90	\$53,874	8.39	\$13.32	\$17.65	\$24.07	\$32.24	\$35.34	\$27,714	\$36,714	\$50,060	\$67,057	\$73,505
25-1199	Postsecondary Teachers, All Other	80	28.16		\$47,855	3.69						\$35,364	\$39,668	\$45,345	\$51,705	\$66,597
25-2011	Preschool Teachers, Except Special Education	590	21.13	\$14.00	\$29,125	9.98	\$8.48	\$9.78	\$12.19	\$16.23	\$23.54	\$17,640	\$20,343	\$25,348	\$33,754	\$48,956
25-2012	Kindergarten Teachers, Except Special Education	460	2.01		\$43,883	1.79						\$32,586	\$35,881	\$42,175	\$50,177	\$59,393
25-2021	Elementary School Teachers, Except Special Education	3,700	1.97		\$45,679	1.91						\$32,677	\$37,177	\$44,303	\$53,306	\$62,570
25-2022	Middle School Teachers, Except Special and Career/Technical Education	1,720	2.39		\$45,029	1.72						\$32,210	\$36,653	\$43,791	\$52,550	\$61,395
25-2031	Secondary School Teachers, Except Special and Career/Technical Education	2,450	2.04		\$45,909	1.75						\$33,194	\$37,208	\$44,237	\$52,946	\$61,833
25-2032	Career/Technical Education Teachers, Secondary School	40	0.62		\$47,340	2.29						\$37,320	\$40,957	\$45,365	\$53,429	\$63,865
25-2041	Special Education Teachers, Preschool, Kindergarten, and Elementary School*	470	1.26		\$47,186	1.38						\$34,317	\$39,296	\$46,069	\$54,947	\$61,662
25-2053	Special Education Teachers, Middle School	210	0.84		\$47,053	1.72						\$34,311	\$39,379	\$45,879	\$54,673	\$62,360
25-2054	Special Education Teachers, Secondary School	270	11.46		\$45,273	3.04						\$32,741	\$36,453	\$43,610	\$52,804	\$60,919
25-3011	Adult Basic and Secondary Education and Literacy Teachers and Instructors			\$21.79	\$45,326	6.21	\$13.84	\$15.63	\$17.76	\$29.26	\$34.15	\$28,787	\$32,514	\$36,948	\$60,856	\$71,023
25-3021	Self-Enrichment Education Teachers	370	42.89	\$18.07	\$37,591	15.95	\$8.25	\$10.10	\$15.80	\$25.90	\$31.77	\$17,158	\$21,006	\$32,857	\$53,863	\$66,072
25-3999	Teachers and Instructors, All Other*	520	18.43		\$54,664	5.05						\$32,010	\$40,723	\$51,586	\$59,357	\$81,827
25-4012	Curators	30	15.7	\$25.86	\$53,791	5.49	\$13.36	\$19.02	\$27.98	\$32.45	\$35.60	\$27,787	\$39,560	\$58,199	\$67,493	\$74,042
25-4013	Museum Technicians and Conservators	40	10.73	\$18.28	\$38,021	8.48	\$11.17	\$13.49	\$15.36	\$19.58	\$32.92	\$23,235	\$28,058	\$31,951	\$40,725	\$68,470
25-4021	Librarians	310	3.39	\$32.25	\$67,083	4.03	\$17.75	\$23.83	\$32.88	\$40.50	\$46.08	\$36,921	\$49,566	\$68,399	\$84,249	\$95,839
25-4031	Library Technicians	290	2.92	\$14.58	\$30,327	1.83	\$10.20	\$12.14	\$14.05	\$16.76	\$19.57	\$21,207	\$25,248	\$29,223	\$34,865	\$40,713

Occupational Code	Occupational Title	Employment Estimate	Employment Percentage Relative Standard Error	Average Hourly Wage	Average Annual Wage	Wage Percentage Relative Standard Error	10th Percentile (Hourly)	25th Percentile (Hourly)	50th Percentile (Hourly)	75th Percentile (Hourly)	90th Percentile (Hourly)	10th Percentile (Annual)	25th Percentile (Annual)	50th Percentile (Annual)	75th Percentile (Annual)	90th Percentile (Annual)
25-9031	Instructional Coordinators	420	19.13	\$31.29	\$65,082	8.49	\$15.18	\$21.51	\$28.96	\$41.14	\$51.57	\$31,578	\$44,746	\$60,237	\$85,579	\$107,265
25-9041	Teacher Assistants	2,290	2.97		\$23,915	1.5						\$18,561	\$20,793	\$23,264	\$27,080	\$30,206
25-9099	Education, Training, and Library Workers, All Other			\$22.23	\$46,249	1.8	\$16.57	\$18.56	\$20.03	\$23.00	\$28.13	\$34,465	\$38,608	\$41,657	\$47,845	\$58,517
27-0000	Arts, Design, Entertainment, Sports, and Media Occupations	4,010	5.07	\$23.75	\$49,409	3.9	\$9.44	\$13.25	\$21.32	\$32.32	\$41.12	\$19,641	\$27,556	\$44,347	\$67,229	\$85,529
27-1011	Art Directors	30	20.49	\$26.73	\$55,600	5.9	\$19.11	\$21.57	\$26.29	\$30.05	\$38.24	\$39,754	\$44,865	\$54,686	\$62,501	\$79,537
27-1014	Multimedia Artists and Animators	10	15.72	\$25.45	\$52,927	7.77	\$17.12	\$19.10	\$20.89	\$22.68	\$48.88	\$35,606	\$39,718	\$43,451	\$47,183	\$101,670
27-1019	Artists and Related Workers, All Other	30	17.39	\$26.47	\$55,049	10.28	\$12.75	\$18.06	\$24.80	\$36.94	\$44.69	\$26,516	\$37,565	\$51,585	\$76,829	\$92,949
27-1021	Commercial and Industrial Designers			\$29.41	\$61,170	3.28	\$20.48	\$26.01	\$31.34	\$33.95	\$35.54	\$42,597	\$54,101	\$65,188	\$70,619	\$73,915
27-1023	Floral Designers	110	17.31	\$12.88	\$26,798	4.31	\$8.93	\$10.17	\$12.14	\$15.03	\$18.16	\$18,566	\$21,146	\$25,261	\$31,261	\$37,776
27-1024	Graphic Designers	430	19.98	\$19.78	\$41,142	4.28	\$11.59	\$14.22	\$17.79	\$23.58	\$31.89	\$24,112	\$29,579	\$36,999	\$49,045	\$66,328
27-1025	Interior Designers	50	43	\$20.49	\$42,615	4.1	\$10.44	\$11.67	\$20.70	\$23.29	\$33.21	\$21,705	\$24,265	\$43,065	\$48,437	\$69,077
27-1026	Merchandise Displayers and Window Trimmers	80	11.14	\$13.54	\$28,167	4.3	\$9.83	\$10.93	\$13.11	\$14.95	\$17.80	\$20,448	\$22,727	\$27,276	\$31,089	\$37,026
27-2012	Producers and Directors	80	13.65	\$20.33	\$42,276	6.8	\$9.66	\$13.97	\$18.04	\$25.33	\$32.19	\$20,093	\$29,047	\$37,515	\$52,676	\$66,963
27-2022	Coaches and Scouts	480	15.6		\$33,009	6.6						\$16,847	\$19,063	\$23,001	\$38,248	\$69,367
27-2023	Umpires, Referees, and Other Sports Officials	90	39.55		\$35,363	19.13						\$16,453	\$18,182	\$43,300	\$48,431	\$51,380
27-2041	Music Directors and Composers	10	19.64	\$23.82	\$49,549	5.35	\$15.45	\$18.39	\$21.45	\$32.56	\$35.87	\$32,146	\$38,255	\$44,624	\$67,722	\$74,619
27-2042	Musicians and Singers	110	9.5													
27-3011	Radio and Television Announcers	110	38.96	\$13.86	\$28,837	5.36	\$7.95	\$8.94	\$12.92	\$17.16	\$21.51	\$16,529	\$18,603	\$26,882	\$35,697	\$44,746
27-3012	Public Address System and Other Announcers			\$9.70	\$20,166	8.49	\$7.64	\$8.16	\$9.11	\$10.79	\$13.78	\$15,891	\$16,970	\$18,958	\$22,448	\$28,664
27-3021	Broadcast News Analysts			\$24.01	\$49,934	13.2	\$12.54	\$14.10	\$18.76	\$27.58	\$51.66	\$26,083	\$29,328	\$39,024	\$57,358	\$107,445
27-3022	Reporters and Correspondents	80	25.84	\$20.15	\$41,910	6.31	\$11.96	\$14.40	\$16.64	\$22.16	\$36.02	\$24,882	\$29,944	\$34,616	\$46,099	\$74,918
27-3031	Public Relations Specialists	770	7.88	\$31.79	\$66,118	4	\$15.90	\$20.09	\$29.72	\$39.22	\$55.10	\$33,066	\$41,787	\$61,824	\$81,568	\$114,617
27-3041	Editors	270	8.01	\$23.96	\$49,847	2.37	\$15.35	\$18.37	\$22.42	\$28.26	\$34.46	\$31,930	\$38,203	\$46,640	\$58,785	\$71,687
27-3042	Technical Writers	140	10.32	\$31.42	\$65,353	1.59	\$23.23	\$27.60	\$32.02	\$35.96	\$40.22	\$48,328	\$57,411	\$66,603	\$74,799	\$83,656
27-3043	Writers and Authors	100	31.55	\$20.79	\$43,247	12.37	\$9.33	\$12.18	\$20.18	\$25.01	\$28.08	\$19,414	\$25,334	\$41,984	\$52,020	\$58,399
27-3091	Interpreters and Translators	260	8.8	\$30.55	\$63,540	2.46	\$19.31	\$25.71	\$31.54	\$37.71	\$42.50	\$40,155	\$53,475	\$65,611	\$78,434	\$88,400
27-4011	Audio and Video Equipment Technicians	110	16.4	\$15.32	\$31,857	6.34	\$8.58	\$10.02	\$12.92	\$18.44	\$26.92	\$17,846	\$20,849	\$26,874	\$38,357	\$56,000
27-4012	Broadcast Technicians	70	21.63	\$17.99	\$37,429	10.95	\$7.91	\$8.89	\$11.78	\$22.14	\$35.85	\$16,447	\$18,498	\$24,499	\$46,042	\$74,565
27-4014	Sound Engineering Technicians			\$30.93	\$64,344	7.16	\$27.07	\$30.17	\$32.23	\$34.28	\$35.52	\$56,302	\$62,754	\$67,031	\$71,308	\$73,874
27-4021	Photographers	140	34.04	\$15.76	\$32,786	9.15	\$7.66	\$10.08	\$12.53	\$21.93	\$25.25	\$15,930	\$20,965	\$26,070	\$45,611	\$52,512
27-4031	Camera Operators, Television, Video, and Motion Picture			\$16.57	\$34,465	17.24	\$10.53	\$11.33	\$12.85	\$20.77	\$29.67	\$21,903	\$23,576	\$26,735	\$43,200	\$61,721
27-4032	Film and Video Editors	20	19.74	\$13.69	\$28,478	7.58	\$8.66	\$9.72	\$12.97	\$16.82	\$21.28	\$18,018	\$20,221	\$26,982	\$34,994	\$44,266
27-4099	Media and Communication Equipment Workers, All Other	150	4.25	\$37.66	\$78,324	5.33	\$23.60	\$32.82	\$39.33	\$44.59	\$51.13	\$49,091	\$68,258	\$81,814	\$92,740	\$106,355
29-0000	Healthcare Practitioners and Technical Occupations	13,630	2.97	\$33.62	\$69,924	3.05	\$14.46	\$20.60	\$28.81	\$37.97	\$54.83	\$30,083	\$42,856	\$59,929	\$78,978	\$114,051
29-1011	Chiropractors	80	24.25	\$33.66	\$70,014	25.76	\$12.87	\$16.05	\$32.92	\$38.58	\$43.52	\$26,771	\$33,384	\$68,475	\$80,239	\$90,530
29-1021	Dentists, General	150	47.27	\$68.35	\$142,176	10.83	\$38.78	\$43.78	\$58.87	\$71.67		\$80,668	\$91,066	\$122,453	\$149,072	
29-1031	Dietitians and Nutritionists	60	14.03	\$24.41	\$50,771	3.34	\$15.09	\$20.40	\$24.35	\$28.04	\$33.63	\$31,384	\$42,433	\$50,644	\$58,325	\$69,956
29-1041	Optometrists	70	28.08	\$50.75	\$105,551	7.15	\$38.72	\$42.39	\$47.66	\$53.80	\$62.00	\$80,536	\$88,173	\$99,140	\$111,912	\$128,955

Occupational Code	Occupational Title	Employment Estimate	Employment Percentage Relative Standard Error	Average Hourly Wage	Average Annual Wage	Wage Percentage Relative Standard Error	10th Percentile (Hourly)	25th Percentile (Hourly)	50th Percentile (Hourly)	75th Percentile (Hourly)	90th Percentile (Hourly)	10th Percentile (Annual)	25th Percentile (Annual)	50th Percentile (Annual)	75th Percentile (Annual)	90th Percentile (Annual)
00-0000	All occupations	240,000	1.1	\$21.46	\$44,630	1.94	\$8.53	\$11.04	\$16.72	\$27.13	\$41.23	\$17,741	\$22,973	\$34,779	\$56,429	\$85,750
11-0000	Management Occupations	9,450	3.5	\$46.81	\$97,365	1.41	\$21.55	\$30.01	\$42.16	\$57.53	\$77.20	\$44,823	\$62,427	\$87,701	\$119,666	\$160,569
11-1011	Chief Executives			\$76.54	\$159,210	7.22	\$36.87	\$45.27	\$73.07			\$76,698	\$94,169	\$151,982		
11-1021	General and Operations Managers	3,930	4.27	\$47.91	\$99,645	2.33	\$20.27	\$28.59	\$40.82	\$59.86		\$42,161	\$59,461	\$84,907	\$124,503	
11-1031	Legislators			\$14.37	\$29,884	17.44	\$7.55	\$7.72	\$9.08	\$23.66	\$28.93	\$15,701	\$16,064	\$18,893	\$49,208	\$60,172
11-2011	Advertising and Promotions Managers	30	33.34	\$54.35	\$113,045	12.84	\$28.11	\$35.14	\$42.05	\$76.65		\$58,466	\$73,092	\$87,459	\$159,442	
11-2021	Marketing Managers	240	24.65	\$56.08	\$116,656	5.31	\$21.21	\$27.38	\$54.43	\$78.39		\$44,122	\$56,954	\$113,219	\$163,055	
11-2022	Sales Managers	240	25.36	\$47.00	\$97,753	6.05	\$21.59	\$27.57	\$40.26	\$58.91	\$79.49	\$44,911	\$57,354	\$83,740	\$122,538	\$165,335
11-2031	Public Relations and Fundraising Managers	70	18.06	\$51.82	\$107,781	7.57	\$17.89	\$37.53	\$48.86	\$66.95		\$37,220	\$78,067	\$101,622	\$139,252	
11-3011	Administrative Services Managers	240	13.73	\$40.84	\$84,954	3.72	\$22.26	\$27.84	\$38.94	\$50.53	\$59.79	\$46,294	\$57,899	\$81,005	\$105,108	\$124,359
11-3021	Computer and Information Systems Managers	480	11.44	\$59.50	\$123,755	2.19	\$40.29	\$47.84	\$56.95	\$68.23		\$83,798	\$99,516	\$118,451	\$141,919	
11-3031	Financial Managers	330	12.65	\$54.78	\$113,950	2.44	\$35.46	\$42.51	\$50.37	\$64.11	\$79.98	\$73,747	\$88,420	\$104,760	\$133,341	\$166,362
11-3051	Industrial Production Managers	90	10.5	\$48.73	\$101,366	3.47	\$31.72	\$39.50	\$48.57	\$55.63	\$67.39	\$65,981	\$82,168	\$101,033	\$115,711	\$140,170
11-3061	Purchasing Managers	30	7.21	\$49.87	\$103,720	4.02	\$29.91	\$38.23	\$52.26	\$61.73	\$71.08	\$62,211	\$79,517	\$108,697	\$128,397	\$147,854
11-3071	Transportation, Storage, and Distribution Managers	60	6.89	\$45.44	\$94,521	2.47	\$30.02	\$37.02	\$44.81	\$52.70	\$64.43	\$62,443	\$77,002	\$93,198	\$109,613	\$134,007
11-3111	Compensation and Benefits Managers	30	24.24	\$46.49	\$96,705	5.57	\$28.21	\$33.35	\$49.25	\$56.50	\$63.09	\$58,687	\$69,370	\$102,448	\$117,523	\$131,231
11-3121	Human Resources Managers	60	14.22	\$48.79	\$101,489	3.87	\$28.36	\$36.58	\$44.45	\$61.27	\$70.31	\$58,996	\$76,082	\$92,463	\$127,441	\$146,244
11-3131	Training and Development Managers	40	15.53	\$40.35	\$83,931	3.21	\$27.84	\$33.20	\$41.32	\$47.42	\$53.15	\$57,906	\$69,058	\$85,948	\$98,626	\$110,556
11-9021	Construction Managers	310	29.99	\$43.08	\$89,606	17.36	\$21.00	\$27.59	\$33.15	\$49.97		\$43,689	\$57,377	\$68,962	\$103,942	
11-9031	Education Administrators, Preschool and Child Care Center/Program	50	34.75	\$19.12	\$39,776	8.51	\$12.54	\$14.49	\$19.73	\$22.01	\$25.75	\$26,086	\$30,132	\$41,042	\$45,780	\$53,555
11-9032	Education Administrators, Elementary and Secondary School	630	3.38		\$80,063	1.5						\$61,907	\$69,716	\$80,580	\$91,479	\$103,179
11-9039	Education Administrators, All Other	280	1.23	\$44.66	\$92,897	2.27	\$29.21	\$34.62	\$44.58	\$51.59	\$61.83	\$60,759	\$72,015	\$92,731	\$107,302	\$128,605
11-9041	Architectural and Engineering Managers	340	15.41	\$60.28	\$125,389	2.81	\$40.38	\$48.32	\$59.98	\$70.15		\$83,990	\$100,514	\$124,757	\$145,919	
11-9051	Food Service Managers	210	20.83	\$22.37	\$46,538	4.34	\$16.21	\$17.85	\$21.62	\$25.37	\$29.92	\$33,721	\$37,136	\$44,963	\$52,766	\$62,226
11-9081	Lodging Managers			\$21.32	\$44,341	5.88	\$16.20	\$17.98	\$20.85	\$23.36	\$25.75	\$33,688	\$37,404	\$43,362	\$48,581	\$53,552
11-9111	Medical and Health Services Managers	380	10.83	\$48.41	\$100,692	7.45	\$27.05	\$34.56	\$41.87	\$54.35	\$79.81	\$56,267	\$71,876	\$87,098	\$113,041	\$165,999
11-9131	Postmasters and Mail Superintendents	20	0.08	\$34.31	\$71,375	2.14	\$26.13	\$27.68	\$35.35	\$39.91	\$42.78	\$54,341	\$57,580	\$73,518	\$83,018	\$88,989
11-9141	Property, Real Estate, and Community Association Managers	110	31.3	\$30.40	\$63,225	12.5	\$13.09	\$17.37	\$27.97	\$42.98	\$54.48	\$27,218	\$36,131	\$58,174	\$89,391	\$113,315
11-9151	Social and Community Service Managers	160	21.09	\$33.28	\$69,232	5.77	\$20.37	\$24.41	\$30.34	\$40.27	\$54.33	\$42,361	\$50,774	\$63,106	\$83,754	\$113,014
11-9161	Emergency Management Directors	30	36.51	\$38.68	\$80,459	8.78	\$17.73	\$28.28	\$41.32	\$49.93	\$55.60	\$36,874	\$58,817	\$85,949	\$103,865	\$115,643
11-9199	Managers, All Other	560	5.4	\$48.34	\$100,551	1.45	\$31.05	\$39.38	\$48.43	\$57.29	\$67.31	\$64,588	\$81,901	\$100,730	\$119,168	\$140,004
13-0000	Business and Financial Operations Occupations	15,140	3.06	\$32.06	\$66,680	2.34	\$15.78	\$21.18	\$29.65	\$39.98	\$51.10	\$32,824	\$44,046	\$61,675	\$83,167	\$106,291
13-1011	Agents and Business Managers of Artists, Performers, and Athletes			\$23.63	\$49,157	12.37	\$15.39	\$18.11	\$20.24	\$22.52	\$41.42	\$32,002	\$37,667	\$42,097	\$46,840	\$86,157
13-1022	Wholesale and Retail Buyers, Except Farm Products	110	21.22													
13-1023	Purchasing Agents, Except Wholesale, Retail, and Farm Products	840	5.67	\$30.92	\$64,314	4.12	\$18.64	\$22.81	\$29.17	\$39.16	\$46.09	\$38,774	\$47,447	\$60,667	\$81,459	\$95,875
13-1031	Claims Adjusters, Examiners, and Investigators	980	14.65	\$28.46	\$59,198	4.41	\$14.76	\$20.76	\$28.68	\$35.45	\$42.40	\$30,700	\$43,174	\$59,655	\$73,726	\$88,194

Occupational Code	Occupational Title	Employment Estimate	Employment Percentage Relative Standard Error	Average Hourly Wage	Average Annual Wage	Wage Percentage Relative Standard Error	10th Percentile (Hourly)	25th Percentile (Hourly)	50th Percentile (Hourly)	75th Percentile (Hourly)	90th Percentile (Hourly)	10th Percentile (Annual)	25th Percentile (Annual)	50th Percentile (Annual)	75th Percentile (Annual)	90th Percentile (Annual)
35-9011	Dining Room and Cafeteria Attendants and Bartender Helpers	930	28.03	\$8.63	\$17,946	2.78	\$7.57	\$7.90	\$8.51	\$9.11	\$9.98	\$15,735	\$16,441	\$17,697	\$18,953	\$20,765
35-9021	Dishwashers	1,100	17.93	\$9.02	\$18,765	1.7	\$7.72	\$8.15	\$8.82	\$9.59	\$11.15	\$16,053	\$16,960	\$18,340	\$19,950	\$23,186
35-9031	Hosts and Hostesses, Restaurant, Lounge, and Coffee Shop	750	19.37	\$8.80	\$18,304	2.11	\$7.57	\$7.95	\$8.62	\$9.30	\$10.63	\$15,753	\$16,532	\$17,931	\$19,348	\$22,103
35-9099	Food Preparation and Serving Related Workers, All Other			\$10.25	\$21,317	4.48	\$8.25	\$9.40	\$10.17	\$11.04	\$12.21	\$17,162	\$19,545	\$21,161	\$22,959	\$25,389
37-0000	Building and Grounds Cleaning and Maintenance Occupations	7,870	5.29	\$11.86	\$24,667	1.83	\$7.98	\$9.02	\$10.92	\$13.55	\$16.94	\$16,590	\$18,766	\$22,719	\$28,185	\$35,228
37-1011	First-Line Supervisors of Housekeeping and Janitorial Workers	290	24.25	\$20.61	\$42,867	7.09	\$12.05	\$14.49	\$19.79	\$25.49	\$32.91	\$25,071	\$30,132	\$41,164	\$53,017	\$68,443
37-1012	First-Line Supervisors of Landscaping, Lawn Service, and Groundskeeping Workers	110	27.44	\$21.75	\$45,245	9.35	\$13.53	\$14.98	\$18.42	\$30.08	\$35.39	\$28,133	\$31,166	\$38,310	\$62,561	\$73,605
37-2011	Janitors and Cleaners, Except Maids and Housekeeping Cleaners	4,080	8.85	\$11.22	\$23,336	2.62	\$7.85	\$8.85	\$10.77	\$12.91	\$15.09	\$16,320	\$18,403	\$22,408	\$26,845	\$31,392
37-2012	Maids and Housekeeping Cleaners	1,540	18.65	\$9.76	\$20,299	2.5	\$7.76	\$8.34	\$9.30	\$10.83	\$12.83	\$16,140	\$17,353	\$19,335	\$22,516	\$26,690
37-2021	Pest Control Workers	50	26.29	\$20.65	\$42,948	7.35	\$16.22	\$18.55	\$20.62	\$22.53	\$26.09	\$33,736	\$38,590	\$42,892	\$46,869	\$54,266
37-3011	Landscaping and Groundskeeping Workers	1,760	6.82	\$12.77	\$26,565	2.6	\$9.04	\$10.21	\$12.23	\$14.58	\$18.04	\$18,808	\$21,226	\$25,447	\$30,322	\$37,520
39-0000	Personal Care and Service Occupations	5,650	8.16	\$11.63	\$24,181	2.27	\$7.77	\$8.53	\$10.14	\$13.23	\$17.60	\$16,159	\$17,734	\$21,096	\$27,512	\$36,612
39-1011	Gaming Supervisors	40	37.92	\$21.84	\$45,420	2.07	\$16.42	\$18.15	\$20.64	\$25.24	\$29.69	\$34,156	\$37,753	\$42,930	\$52,502	\$61,746
39-1012	Slot Supervisors	40	26.92	\$14.76	\$30,694	3.51	\$10.91	\$12.82	\$14.41	\$16.75	\$19.23	\$22,703	\$26,676	\$29,976	\$34,836	\$40,008
39-1021	First-Line Supervisors of Personal Service Workers	210	13.85	\$15.48	\$32,199	4.44	\$10.03	\$10.89	\$12.82	\$19.06	\$24.94	\$20,857	\$22,645	\$26,658	\$39,641	\$51,875
39-2021	Nonfarm Animal Caretakers	330	19.87	\$9.84	\$20,464	3.23	\$7.89	\$8.41	\$9.28	\$10.60	\$12.15	\$16,406	\$17,490	\$19,294	\$22,043	\$25,268
39-3011	Gaming Dealers	240	20.31	\$9.78	\$20,345	6.47	\$7.51	\$7.75	\$8.48	\$9.25	\$15.92	\$15,617	\$16,115	\$17,630	\$19,246	\$33,104
39-3031	Ushers, Lobby Attendants, and Ticket Takers	90	19.61	\$8.69	\$18,081	6.64	\$7.45	\$7.56	\$7.75	\$9.80	\$11.17	\$15,493	\$15,726	\$16,114	\$20,384	\$23,234
39-3091	Amusement and Recreation Attendants	350	21.76	\$8.83	\$18,363	4.7	\$7.46	\$7.60	\$7.93	\$9.14	\$12.50	\$15,508	\$15,799	\$16,492	\$19,004	\$25,991
39-4011	Embalmers	20	40.42	\$15.62	\$32,500	19.38	\$10.30	\$11.75	\$13.51	\$19.60	\$25.40	\$21,428	\$24,446	\$28,093	\$40,773	\$52,833
39-5012	Hairdressers, Hairstylists, and Cosmetologists	750	17.61	\$12.27	\$25,518	3.93	\$8.09	\$9.34	\$11.70	\$13.88	\$17.16	\$16,824	\$19,432	\$24,334	\$28,861	\$35,693
39-5092	Manicurists and Pedicurists			\$10.50	\$21,841	16.78	\$8.15	\$8.61	\$9.37	\$13.08	\$14.84	\$16,952	\$17,907	\$19,498	\$27,201	\$30,857
39-5094	Skincare Specialists			\$16.52	\$34,371	8.63	\$8.75	\$11.44	\$17.33	\$18.91	\$19.86	\$18,207	\$23,787	\$36,055	\$39,336	\$41,305
39-6011	Baggage Porters and Bellhops	110	23.95	\$8.75	\$18,209	3.08	\$7.50	\$7.70	\$8.44	\$9.36	\$11.10	\$15,593	\$16,019	\$17,555	\$19,464	\$23,085
39-6012	Concierges	70	44.25	\$14.27	\$29,673	9.57	\$9.15	\$10.89	\$12.94	\$16.04	\$23.62	\$19,032	\$22,659	\$26,918	\$33,363	\$49,126
39-7011	Tour Guides and Escorts	60	29.78	\$10.71	\$22,281	15.55	\$7.48	\$7.65	\$8.89	\$13.90	\$15.42	\$15,561	\$15,910	\$18,486	\$28,913	\$32,070
39-9011	Childcare Workers	1,120	17.07	\$10.33	\$21,492	6.68	\$7.96	\$8.54	\$9.58	\$12.41	\$13.82	\$16,566	\$17,759	\$19,925	\$25,820	\$28,739
39-9021	Personal Care Aides	1,070	32.5	\$9.83	\$20,440	3.52	\$7.91	\$8.48	\$9.48	\$11.27	\$12.79	\$16,459	\$17,634	\$19,722	\$23,432	\$26,605
39-9031	Fitness Trainers and Aerobics Instructors	420	25.76	\$17.49	\$36,381	5.99	\$8.24	\$10.20	\$16.73	\$21.65	\$27.85	\$17,138	\$21,209	\$34,801	\$45,027	\$57,927
39-9032	Recreation Workers	290	17	\$14.71	\$30,593	6.24	\$8.65	\$10.00	\$12.33	\$18.58	\$22.80	\$17,985	\$20,801	\$25,638	\$38,653	\$47,433
39-9041	Residential Advisors	20	6.62	\$16.18	\$33,648	2.6	\$9.26	\$12.80	\$14.98	\$17.83	\$25.94	\$19,266	\$26,626	\$31,165	\$37,083	\$53,955
39-9099	Personal Care and Service Workers, All Other	10	46.42	\$13.04	\$27,120	13.38	\$7.89	\$9.92	\$14.00	\$16.16	\$17.56	\$16,420	\$20,633	\$29,114	\$33,616	\$36,529
41-0000	Sales and Related Occupations	25,390	3.25	\$16.53	\$34,390	2.92	\$7.79	\$8.83	\$11.50	\$18.88	\$32.81	\$16,212	\$18,358	\$23,923	\$39,273	\$68,249
41-1011	First-Line Supervisors of Retail Sales Workers	1,940	6.01	\$19.16	\$39,846	6.03	\$9.78	\$12.41	\$16.35	\$20.66	\$32.17	\$20,335	\$25,816	\$34,011	\$42,967	\$66,920
41-1012	First-Line Supervisors of Non-Retail Sales Workers	350	16.62	\$30.20	\$62,819	3.26	\$15.16	\$23.25	\$28.65	\$34.98	\$44.68	\$31,522	\$48,355	\$59,588	\$72,752	\$92,943

Occupational Code	Occupational Title	Employment Estimate	Employment Percentage Relative Standard Error	Average Hourly Wage	Average Annual Wage	Wage Percentage Relative Standard Error	10th Percentile (Hourly)	25th Percentile (Hourly)	50th Percentile (Hourly)	75th Percentile (Hourly)	90th Percentile (Hourly)	10th Percentile (Annual)	25th Percentile (Annual)	50th Percentile (Annual)	75th Percentile (Annual)	90th Percentile (Annual)
43-4151	Order Clerks	180	36.57	\$13.97	\$29,057	12.78	\$8.27	\$9.24	\$13.37	\$17.33	\$22.22	\$17,208	\$19,222	\$27,814	\$36,052	\$46,217
43-4161	Human Resources Assistants, Except Payroll and Timekeeping	310	9.24	\$18.29	\$38,034	1.79	\$13.02	\$15.29	\$17.92	\$20.92	\$24.33	\$27,081	\$31,809	\$37,271	\$43,512	\$50,598
43-4171	Receptionists and Information Clerks	2,130	10.1	\$11.89	\$24,729	2.19	\$8.27	\$9.68	\$11.34	\$13.93	\$16.55	\$17,199	\$20,144	\$23,589	\$28,978	\$34,430
43-4181	Reservation and Transportation Ticket Agents and Travel Clerks	230	11.4	\$12.33	\$25,649	5.39	\$8.96	\$10.01	\$11.41	\$13.85	\$18.44	\$18,638	\$20,811	\$23,725	\$28,817	\$38,357
43-4199	Information and Record Clerks, All Other	1,040	9.73	\$16.84	\$35,018	2.12	\$9.78	\$12.81	\$16.78	\$20.12	\$23.63	\$20,337	\$26,649	\$34,908	\$41,840	\$49,147
43-5011	Cargo and Freight Agents	20	42.07	\$10.65	\$22,147	13.94	\$7.53	\$7.75	\$9.17	\$12.67	\$14.36	\$15,660	\$16,129	\$19,065	\$26,362	\$29,872
43-5021	Couriers and Messengers	160	27.64	\$13.11	\$27,260	5.14	\$8.96	\$10.27	\$12.91	\$15.79	\$17.82	\$18,642	\$21,363	\$26,849	\$32,836	\$37,057
43-5031	Police, Fire, and Ambulance Dispatchers	100	0.76	\$22.05	\$45,863	3.19	\$15.52	\$19.35	\$22.32	\$25.86	\$28.01	\$32,289	\$40,258	\$46,433	\$53,786	\$58,268
43-5032	Dispatchers, Except Police, Fire, and Ambulance	270	17.96	\$19.14	\$39,814	5.43	\$10.87	\$14.71	\$19.15	\$23.44	\$28.07	\$22,609	\$30,595	\$39,825	\$48,764	\$58,386
43-5041	Meter Readers, Utilities	70	46.04	\$24.46	\$50,883	6.63	\$16.82	\$20.90	\$25.10	\$28.46	\$31.12	\$34,980	\$43,471	\$52,206	\$59,195	\$64,739
43-5051	Postal Service Clerks	120	0.01	\$25.37	\$52,773	4.16	\$23.43	\$25.52	\$25.53	\$25.53	\$26.55	\$48,729	\$53,086	\$53,094	\$53,102	\$55,226
43-5052	Postal Service Mail Carriers	630	0	\$24.73	\$51,447		\$18.51	\$23.62	\$26.08	\$26.26	\$26.83	\$38,497	\$49,119	\$54,239	\$54,614	\$55,797
43-5053	Postal Service Mail Sorters, Processors, and Processing Machine Operators	350	0	\$23.96	\$49,840		\$21.19	\$24.50	\$25.52	\$25.53	\$25.53	\$44,065	\$50,950	\$53,085	\$53,095	\$53,101
43-5061	Production, Planning, and Expediting Clerks	320	11.77	\$20.92	\$43,515	3.31	\$11.53	\$16.43	\$21.41	\$25.54	\$29.05	\$23,973	\$34,168	\$44,533	\$53,125	\$60,416
43-5071	Shipping, Receiving, and Traffic Clerks	700	5.32	\$14.54	\$30,243	2.13	\$9.41	\$11.39	\$14.09	\$17.48	\$20.55	\$19,563	\$23,696	\$29,311	\$36,350	\$42,749
43-5081	Stock Clerks and Order Fillers	3,610	6.47	\$12.40	\$25,797	2.54	\$7.98	\$9.09	\$11.21	\$15.61	\$18.57	\$16,602	\$18,908	\$23,309	\$32,474	\$38,630
43-5111	Weighers, Measurers, Checkers, and Samplers, Recordkeeping	50	8.45	\$15.26	\$31,731	4.5	\$10.11	\$11.97	\$14.82	\$17.82	\$22.01	\$21,019	\$24,907	\$30,831	\$37,058	\$45,784
43-6011	Executive Secretaries and Executive Administrative Assistants	2,220	6.95	\$20.34	\$42,305	2.21	\$13.05	\$15.85	\$18.93	\$23.83	\$29.78	\$27,146	\$32,976	\$39,368	\$49,568	\$61,953
43-6012	Legal Secretaries	70	49.51	\$22.24	\$46,258	3.26	\$16.52	\$19.14	\$21.54	\$26.36	\$29.66	\$34,354	\$39,822	\$44,806	\$54,829	\$61,689
43-6013	Medical Secretaries	870	14.3	\$14.87	\$30,926	5.18	\$9.14	\$11.94	\$14.66	\$17.54	\$20.61	\$19,006	\$24,843	\$30,483	\$36,484	\$42,871
43-6014	Secretaries and Administrative Assistants, Except Legal, Medical, and Executive	6,570	4.42	\$15.36	\$31,941	1.37	\$9.91	\$12.23	\$15.00	\$18.14	\$21.81	\$20,618	\$25,436	\$31,206	\$37,723	\$45,365
43-9011	Computer Operators	140	24.02	\$20.89	\$43,453	3.19	\$16.37	\$17.79	\$19.91	\$24.45	\$28.05	\$34,055	\$36,998	\$41,413	\$50,851	\$58,342
43-9021	Data Entry Keyers	370	26.26	\$13.11	\$27,270	3.99	\$8.07	\$9.54	\$12.88	\$15.75	\$19.52	\$16,795	\$19,837	\$26,783	\$32,751	\$40,596
43-9022	Word Processors and Typists	90	6.29	\$17.88	\$37,195	2.7	\$13.45	\$15.16	\$18.05	\$20.13	\$22.22	\$27,980	\$31,532	\$37,549	\$41,871	\$46,215
43-9031	Desktop Publishers	10	46.17	\$14.19	\$29,507	6.78	\$9.81	\$12.79	\$14.16	\$15.52	\$20.05	\$20,397	\$26,598	\$29,443	\$32,288	\$41,705
43-9041	Insurance Claims and Policy Processing Clerks			\$18.37	\$38,214	3.55	\$13.42	\$15.64	\$17.58	\$20.64	\$23.26	\$27,911	\$32,522	\$36,574	\$42,940	\$48,382
43-9051	Mail Clerks and Mail Machine Operators, Except Postal Service	210	18.2	\$12.14	\$25,253	8.19	\$7.74	\$8.52	\$10.58	\$15.55	\$18.56	\$16,099	\$17,714	\$22,006	\$32,336	\$38,611
43-9061	Office Clerks, General	2,720	12.07	\$13.00	\$27,045	1.95	\$7.84	\$9.61	\$12.74	\$15.59	\$18.19	\$16,314	\$19,986	\$26,493	\$32,431	\$37,842
43-9071	Office Machine Operators, Except Computer	130	42.76	\$11.41	\$23,737	6.26	\$7.57	\$7.85	\$10.58	\$12.70	\$16.80	\$15,738	\$16,323	\$22,010	\$26,423	\$34,947
43-9799	Office and Administrative Support Workers, All Other*	240	18.08	\$18.30	\$38,065	4.64	\$8.43	\$12.68	\$17.91	\$22.19	\$25.50	\$17,528	\$26,367	\$37,260	\$46,162	\$53,043
45-0000	Farming, Fishing, and Forestry Occupations	180	39.62	\$12.26	\$25,505	8.5	\$7.51	\$7.69	\$11.14	\$14.78	\$17.82	\$15,613	\$15,993	\$23,179	\$30,743	\$37,064
45-2092	Farmworkers and Laborers, Crop, Nursery, and Greenhouse	100	45.36	\$9.61	\$19,989	11.39	\$7.45	\$7.55	\$7.71	\$10.72	\$14.42	\$15,493	\$15,694	\$16,029	\$22,294	\$29,999
45-2093	Farmworkers, Farm, Ranch, and Aquacultural Animals			\$13.37	\$27,812	4.13	\$10.25	\$11.82	\$13.54	\$14.88	\$15.75	\$21,329	\$24,592	\$28,166	\$30,943	\$32,751

Occupational Code	Occupational Title	Employment Estimate	Employment Percentage Relative Standard Error	Average Hourly Wage	Average Annual Wage	Wage Percentage Relative Standard Error	10th Percentile (Hourly)	25th Percentile (Hourly)	50th Percentile (Hourly)	75th Percentile (Hourly)	90th Percentile (Hourly)	10th Percentile (Annual)	25th Percentile (Annual)	50th Percentile (Annual)	75th Percentile (Annual)	90th Percentile (Annual)
47-0000	Construction and Extraction Occupations	9,410	4.4	\$20.24	\$42,089	1.62	\$12.17	\$15.03	\$18.84	\$24.46	\$30.87	\$25,309	\$31,271	\$39,197	\$50,870	\$64,219
47-1011	First-Line Supervisors of Construction Trades and Extraction Workers	950	11.4	\$29.03	\$60,379	2.88	\$18.66	\$23.32	\$28.85	\$34.28	\$41.35	\$38,810	\$48,501	\$60,003	\$71,298	\$86,005
47-2021	Brickmasons and Blockmasons	60	44.67	\$21.28	\$44,260	11.08	\$14.10	\$16.49	\$20.29	\$26.92	\$30.14	\$29,330	\$34,301	\$42,210	\$55,998	\$62,690
47-2031	Carpenters	1,230	16.43	\$19.09	\$39,714	5.45	\$11.72	\$14.25	\$17.71	\$22.18	\$27.55	\$24,368	\$29,646	\$36,842	\$46,139	\$57,299
47-2044	Tile and Marble Setters	90	33.02	\$15.41	\$32,044	11.43	\$10.01	\$11.23	\$14.31	\$17.37	\$25.16	\$20,817	\$23,366	\$29,766	\$36,125	\$52,332
47-2051	Cement Masons and Concrete Finishers	490	30.39	\$16.47	\$34,261	4.53	\$11.47	\$13.36	\$16.25	\$19.32	\$22.50	\$23,867	\$27,797	\$33,803	\$40,182	\$46,808
47-2061	Construction Laborers	1,260	9.05	\$14.74	\$30,650	2.61	\$8.97	\$12.19	\$14.54	\$17.08	\$19.59	\$18,660	\$25,364	\$30,243	\$35,533	\$40,749
47-2071	Paving, Surfacing, and Tamping Equipment Operators	170	14.41	\$18.90	\$39,302	3.04	\$14.89	\$16.86	\$19.32	\$21.35	\$22.63	\$30,967	\$35,076	\$40,184	\$44,401	\$47,067
47-2073	Operating Engineers and Other Construction Equipment Operators	600	10.87	\$19.86	\$41,315	1.64	\$15.19	\$17.06	\$19.66	\$22.53	\$25.78	\$31,588	\$35,483	\$40,892	\$46,852	\$53,623
47-2081	Drywall and Ceiling Tile Installers	280	40.04	\$16.27	\$33,834	10	\$8.44	\$12.72	\$16.73	\$19.05	\$22.40	\$17,558	\$26,466	\$34,796	\$39,630	\$46,587
47-2082	Tapers	120	49.43	\$20.34	\$42,303	9.25	\$14.61	\$16.31	\$18.38	\$22.80	\$31.37	\$30,394	\$33,931	\$38,230	\$47,430	\$65,241
47-2111	Electricians	1,130	11.16	\$23.15	\$48,156	3.35	\$14.84	\$18.73	\$22.87	\$27.39	\$32.83	\$30,867	\$38,952	\$47,571	\$56,964	\$68,294
47-2121	Glaziers	160	30.82	\$20.96	\$43,600	7.19	\$15.06	\$16.76	\$20.51	\$25.44	\$28.14	\$31,333	\$34,856	\$42,667	\$52,910	\$58,538
47-2141	Painters, Construction and Maintenance	290	16.76	\$16.21	\$33,727	2.36	\$11.78	\$14.13	\$16.26	\$18.45	\$20.86	\$24,494	\$29,394	\$33,818	\$38,380	\$43,388
47-2151	Pipelayers			\$20.13	\$41,873	7.31	\$13.76	\$16.29	\$20.35	\$23.64	\$25.62	\$28,613	\$33,887	\$42,328	\$49,163	\$53,296
47-2152	Plumbers, Pipefitters, and Steamfitters	850	16.96	\$22.53	\$46,869	2.22	\$14.94	\$18.25	\$22.63	\$26.65	\$30.20	\$31,071	\$37,966	\$47,071	\$55,430	\$62,814
47-2181	Roofers	270	40.54	\$14.95	\$31,105	4.05	\$10.44	\$12.21	\$14.69	\$17.43	\$20.61	\$21,707	\$25,403	\$30,545	\$36,254	\$42,868
47-2211	Sheet Metal Workers	260	37.95	\$24.30	\$50,542	9.79	\$14.26	\$17.92	\$23.78	\$31.89	\$34.72	\$29,663	\$37,278	\$49,469	\$66,330	\$72,215
47-2221	Structural Iron and Steel Workers			\$22.61	\$47,033	4.79	\$18.38	\$19.74	\$22.30	\$25.95	\$28.26	\$38,223	\$41,063	\$46,377	\$53,974	\$58,783
47-3011	Helpers--Brickmasons, Blockmasons, Stonemasons, and Tile and Marble Setters			\$20.00	\$41,610	8.47	\$15.81	\$17.41	\$20.65	\$22.66	\$24.13	\$32,875	\$36,218	\$42,950	\$47,139	\$50,191
47-3012	Helpers--Carpenters	30	40.9	\$13.09	\$27,228	8	\$8.58	\$10.72	\$12.56	\$16.14	\$17.47	\$17,853	\$22,298	\$26,123	\$33,563	\$36,347
47-3013	Helpers--Electricians			\$16.36	\$34,023	5.18	\$14.77	\$15.37	\$16.37	\$17.36	\$17.96	\$30,725	\$31,968	\$34,040	\$36,112	\$37,355
47-3014	Helpers--Painters, Paperhangers, Plasterers, and Stucco Masons			\$10.50	\$21,836	3.08	\$8.14	\$9.30	\$10.45	\$11.58	\$13.40	\$16,937	\$19,336	\$21,742	\$24,079	\$27,865
47-3015	Helpers--Pipelayers, Plumbers, Pipefitters, and Steamfitters			\$13.64	\$28,375	4.42	\$9.23	\$11.28	\$14.10	\$16.42	\$17.70	\$19,209	\$23,464	\$29,326	\$34,160	\$36,808
47-4011	Construction and Building Inspectors	240	8.68	\$28.93	\$60,167	2.47	\$20.91	\$25.69	\$29.19	\$32.95	\$36.23	\$43,503	\$53,438	\$60,723	\$68,529	\$75,363
47-4041	Hazardous Materials Removal Workers			\$17.23	\$35,847	2.84	\$15.08	\$16.02	\$17.25	\$18.50	\$19.58	\$31,374	\$33,327	\$35,879	\$38,486	\$40,726
47-4051	Highway Maintenance Workers	200	7.82	\$17.62	\$36,646	1.63	\$12.49	\$14.84	\$17.91	\$20.58	\$22.98	\$25,972	\$30,869	\$37,260	\$42,805	\$47,791
47-4071	Septic Tank Servicers and Sewer Pipe Cleaners	20	35.67	\$17.41	\$36,206	3.28	\$13.36	\$15.14	\$17.28	\$19.64	\$22.22	\$27,796	\$31,498	\$35,947	\$40,850	\$46,217
47-5012	Rotary Drill Operators, Oil and Gas			\$23.40	\$48,674	4.86	\$17.20	\$19.56	\$22.41	\$27.27	\$32.23	\$35,770	\$40,682	\$46,620	\$56,712	\$67,049
49-0000	Installation, Maintenance, and Repair Occupations	8,900	3.95	\$20.57	\$42,785	1.69	\$11.07	\$14.40	\$19.67	\$25.54	\$31.92	\$23,036	\$29,948	\$40,910	\$53,129	\$66,384
49-1011	First-Line Supervisors of Mechanics, Installers, and Repairers	720	10.27	\$27.24	\$56,650	2.8	\$17.37	\$20.65	\$27.00	\$33.78	\$38.84	\$36,133	\$42,944	\$56,151	\$70,262	\$80,787
49-2011	Computer, Automated Teller, and Office Machine Repairers	200	28.88	\$18.06	\$37,564	4.68	\$12.14	\$13.88	\$17.03	\$20.60	\$27.05	\$25,251	\$28,867	\$35,423	\$42,844	\$56,268
49-2022	Telecommunications Equipment Installers and Repairers, Except Line Installers	330	22.49	\$25.77	\$53,611	5.52	\$13.81	\$21.70	\$27.30	\$30.63	\$34.17	\$28,727	\$45,130	\$56,790	\$63,713	\$71,083
49-2091	Avionics Technicians	50	48.56	\$22.40	\$46,601	7.27	\$16.02	\$18.85	\$22.18	\$24.95	\$29.69	\$33,322	\$39,214	\$46,143	\$51,886	\$61,762

Occupational Code	Occupational Title	Employment Estimate	Employment Percentage Relative Standard Error	Average Hourly Wage	Average Annual Wage	Wage Percentage Relative Standard Error	10th Percentile (Hourly)	25th Percentile (Hourly)	50th Percentile (Hourly)	75th Percentile (Hourly)	90th Percentile (Hourly)	10th Percentile (Annual)	25th Percentile (Annual)	50th Percentile (Annual)	75th Percentile (Annual)	90th Percentile (Annual)
49-2094	Electrical and Electronics Repairers, Commercial and Industrial Equipment	110	2.37	\$27.96	\$58,158	3.4	\$21.69	\$24.13	\$28.29	\$32.60	\$35.09	\$45,120	\$50,187	\$58,849	\$67,809	\$72,982
49-2097	Electronic Home Entertainment Equipment Installers and Repairers	150	17.68	\$13.85	\$28,803	3.98	\$7.84	\$10.09	\$13.26	\$17.49	\$20.36	\$16,302	\$20,984	\$27,583	\$36,386	\$42,351
49-2098	Security and Fire Alarm Systems Installers	60	42.21	\$22.75	\$47,323	9.78	\$13.90	\$19.18	\$23.56	\$27.16	\$30.66	\$28,909	\$39,902	\$49,002	\$56,493	\$63,779
49-3011	Aircraft Mechanics and Service Technicians	230	19.55	\$25.11	\$52,226	4.3	\$18.39	\$23.16	\$24.95	\$28.00	\$32.30	\$38,255	\$48,164	\$51,886	\$58,238	\$67,183
49-3021	Automotive Body and Related Repairers	200	30.46	\$25.06	\$52,135	6.9	\$18.68	\$19.96	\$22.40	\$28.47	\$37.84	\$38,853	\$41,518	\$46,596	\$59,226	\$78,713
49-3023	Automotive Service Technicians and Mechanics	1,490	10.15	\$22.57	\$46,950	3.84	\$12.06	\$16.44	\$20.66	\$27.66	\$34.61	\$25,080	\$34,203	\$42,972	\$57,524	\$71,998
49-3031	Bus and Truck Mechanics and Diesel Engine Specialists	310	19.08	\$20.27	\$42,161	1.43	\$15.38	\$18.05	\$20.29	\$22.30	\$25.33	\$31,992	\$37,552	\$42,203	\$46,380	\$52,681
49-3042	Mobile Heavy Equipment Mechanics, Except Engines	280	20.87	\$24.44	\$50,839	2.26	\$18.00	\$20.70	\$23.75	\$28.92	\$32.31	\$37,437	\$43,056	\$49,401	\$60,152	\$67,200
49-3053	Outdoor Power Equipment and Other Small Engine Mechanics	10	49.57	\$15.82	\$32,909	8.25	\$12.07	\$12.94	\$14.38	\$17.53	\$23.74	\$25,108	\$26,910	\$29,912	\$36,468	\$49,388
49-3093	Tire Repairers and Changers	170	22.55	\$11.25	\$23,398	6	\$8.74	\$9.68	\$11.24	\$12.90	\$14.01	\$18,172	\$20,133	\$23,381	\$26,832	\$29,144
49-9012	Control and Valve Installers and Repairers, Except Mechanical Door	40	34.58	\$26.57	\$55,266	9.57	\$15.59	\$19.94	\$28.10	\$33.83	\$37.11	\$32,417	\$41,483	\$58,441	\$70,357	\$77,187
49-9021	Heating, Air Conditioning, and Refrigeration Mechanics and Installers	400	17.36	\$22.83	\$47,494	3.72	\$15.37	\$18.93	\$22.06	\$26.64	\$32.13	\$31,971	\$39,373	\$45,879	\$55,416	\$66,841
49-9041	Industrial Machinery Mechanics	460	9.38	\$20.98	\$43,638	3.48	\$12.71	\$16.27	\$21.34	\$25.27	\$29.30	\$26,430	\$33,832	\$44,379	\$52,563	\$60,945
49-9043	Maintenance Workers, Machinery	30	22.99	\$19.65	\$40,875	3.26	\$15.23	\$16.89	\$18.85	\$21.74	\$26.60	\$31,687	\$35,125	\$39,217	\$45,226	\$55,327
49-9051	Electrical Power-Line Installers and Repairers	120	7.75	\$28.85	\$60,011	5.27	\$19.96	\$25.09	\$30.82	\$33.97	\$35.79	\$41,508	\$52,191	\$64,108	\$70,658	\$74,441
49-9052	Telecommunications Line Installers and Repairers	170	33.44	\$19.91	\$41,403	4.16	\$12.92	\$14.87	\$18.73	\$23.66	\$28.95	\$26,884	\$30,931	\$38,954	\$49,206	\$60,223
49-9062	Medical Equipment Repairers	60	36.27	\$18.27	\$37,997	3.32	\$12.62	\$15.61	\$17.30	\$20.78	\$24.96	\$26,260	\$32,473	\$35,982	\$43,232	\$51,920
49-9069	Precision Instrument and Equipment Repairers, All Other			\$27.06	\$56,287	12.43	\$14.20	\$21.66	\$24.94	\$33.76	\$41.86	\$29,545	\$45,044	\$51,884	\$70,212	\$87,074
49-9071	Maintenance and Repair Workers, General	2,250	7.69	\$16.92	\$35,193	2.43	\$10.05	\$12.34	\$15.59	\$20.70	\$25.64	\$20,903	\$25,670	\$32,422	\$43,051	\$53,330
49-9091	Coin, Vending, and Amusement Machine Servicers and Repairers			\$13.71	\$28,508	5.27	\$9.69	\$10.72	\$12.50	\$16.16	\$19.78	\$20,154	\$22,292	\$25,992	\$33,607	\$41,135
49-9094	Locksmiths and Safe Repairers	20	40.44	\$17.85	\$37,134	7.05	\$12.24	\$14.55	\$17.50	\$21.27	\$24.55	\$25,467	\$30,259	\$36,401	\$44,236	\$51,067
49-9098	Helpers--Installation, Maintenance, and Repair Workers	110	36.42	\$13.97	\$29,052	6.03	\$9.96	\$10.72	\$11.97	\$17.28	\$22.26	\$20,716	\$22,298	\$24,900	\$35,952	\$46,292
49-9799	Installation, Maintenance, and Repair Workers, All Other*	430	23.88	\$15.93	\$33,145	7.13	\$10.23	\$11.45	\$15.18	\$20.01	\$23.14	\$21,287	\$23,816	\$31,567	\$41,619	\$48,134
51-0000	Production Occupations	9,210	5.24	\$16.10	\$33,497	2.22	\$8.83	\$10.84	\$14.41	\$19.15	\$25.85	\$18,376	\$22,537	\$29,979	\$39,842	\$53,760
51-1011	First-Line Supervisors of Production and Operating Workers	570	4.95	\$28.79	\$59,894	3.49	\$14.50	\$19.63	\$28.13	\$37.66	\$44.06	\$30,153	\$40,823	\$58,502	\$78,339	\$91,651
51-2022	Electrical and Electronic Equipment Assemblers	490	19.31	\$16.84	\$35,023	6.12	\$10.06	\$11.90	\$14.74	\$20.99	\$27.49	\$20,926	\$24,760	\$30,651	\$43,667	\$57,172
51-2041	Structural Metal Fabricators and Fitters	80	23.83	\$16.76	\$34,865	6.86	\$10.27	\$11.50	\$17.18	\$20.73	\$23.72	\$21,353	\$23,918	\$35,729	\$43,118	\$49,347
51-2092	Team Assemblers	650	16.71	\$12.90	\$26,828	5.17	\$8.19	\$9.46	\$11.16	\$14.89	\$19.63	\$17,042	\$19,670	\$23,213	\$30,973	\$40,820
51-2099	Assemblers and Fabricators, All Other	380	16.73	\$13.21	\$27,482	2.24	\$9.78	\$10.86	\$12.91	\$15.22	\$17.98	\$20,352	\$22,579	\$26,861	\$31,650	\$37,405
51-3011	Bakers	220	24.45	\$11.15	\$23,190	4.06	\$7.98	\$8.64	\$9.82	\$12.55	\$17.20	\$16,607	\$17,963	\$20,417	\$26,104	\$35,786

Occupational Code	Occupational Title	Employment Estimate	Employment Percentage Relative Standard Error	Average Hourly Wage	Average Annual Wage	Wage Percentage Relative Standard Error	10th Percentile (Hourly)	25th Percentile (Hourly)	50th Percentile (Hourly)	75th Percentile (Hourly)	90th Percentile (Hourly)	10th Percentile (Annual)	25th Percentile (Annual)	50th Percentile (Annual)	75th Percentile (Annual)	90th Percentile (Annual)
51-3021	Butchers and Meat Cutters	270	20.66	\$15.03	\$31,263	9.73	\$9.19	\$11.67	\$15.65	\$17.99	\$20.11	\$19,106	\$24,271	\$32,557	\$37,425	\$41,838
51-3092	Food Batchmakers			\$13.37	\$27,805	10.91	\$8.02	\$9.18	\$13.53	\$15.90	\$17.81	\$16,689	\$19,102	\$28,140	\$33,069	\$37,055
51-4011	Computer-Controlled Machine Tool Operators, Metal and Plastic	120	19.92	\$16.37	\$34,043	2.6	\$11.42	\$13.27	\$16.04	\$18.92	\$22.25	\$23,761	\$27,597	\$33,358	\$39,352	\$46,285
51-4012	Computer Numerically Controlled Machine Tool Programmers, Metal and Plastic			\$13.77	\$28,636	5.82	\$10.02	\$11.14	\$12.67	\$14.02	\$16.88	\$20,831	\$23,171	\$26,345	\$29,155	\$35,116
51-4031	Cutting, Punching, and Press Machine Setters, Operators, and Tenders, Metal and Plastic	110	11.99	\$13.15	\$27,353	4.92	\$9.49	\$10.47	\$12.29	\$15.40	\$18.83	\$19,737	\$21,771	\$25,572	\$32,040	\$39,157
51-4033	Grinding, Lapping, Polishing, and Buffing Machine Tool Setters, Operators, and Tenders, Metal and Plastic	30	14.56	\$14.56	\$30,279	2.38	\$10.77	\$12.60	\$14.52	\$16.99	\$18.40	\$22,402	\$26,207	\$30,196	\$35,345	\$38,274
51-4041	Machinists	510	10.65	\$19.07	\$39,656	3.28	\$12.35	\$14.98	\$18.21	\$23.11	\$27.32	\$25,697	\$31,155	\$37,875	\$48,079	\$56,836
51-4072	Molding, Coremaking, and Casting Machine Setters, Operators, and Tenders, Metal and Plastic	90	33.63	\$17.64	\$36,691	11.28	\$8.90	\$11.99	\$18.27	\$22.73	\$25.85	\$18,520	\$24,935	\$38,000	\$47,275	\$53,766
51-4111	Tool and Die Makers	50	14.35	\$22.42	\$46,640	3.23	\$17.28	\$19.58	\$22.36	\$25.39	\$28.27	\$35,933	\$40,735	\$46,518	\$52,820	\$58,800
51-4121	Welders, Cutters, Solderers, and Brazers	220	19.8	\$18.55	\$38,594	2.92	\$14.54	\$15.83	\$17.85	\$21.23	\$24.14	\$30,242	\$32,923	\$37,127	\$44,151	\$50,216
51-4191	Heat Treating Equipment Setters, Operators, and Tenders, Metal and Plastic	30	6.16	\$15.55	\$32,348	4.58	\$11.28	\$12.90	\$15.26	\$17.61	\$20.94	\$23,456	\$26,831	\$31,745	\$36,635	\$43,549
51-4193	Plating and Coating Machine Setters, Operators, and Tenders, Metal and Plastic	10	25.6	\$11.88	\$24,706	2.4	\$8.18	\$9.38	\$11.20	\$13.57	\$17.27	\$17,019	\$19,508	\$23,290	\$28,235	\$35,925
51-5111	Prepress Technicians and Workers			\$16.47	\$34,265	6.66	\$11.47	\$14.77	\$16.45	\$18.12	\$22.03	\$23,867	\$30,728	\$34,210	\$37,691	\$45,824
51-5112	Printing Press Operators	200	21.17	\$15.53	\$32,310	3.65	\$10.83	\$12.85	\$14.66	\$18.29	\$22.06	\$22,532	\$26,725	\$30,485	\$38,049	\$45,881
51-5113	Print Binding and Finishing Workers	110	46.54	\$10.14	\$21,091	4.25	\$7.52	\$7.73	\$9.25	\$11.87	\$14.48	\$15,639	\$16,069	\$19,241	\$24,698	\$30,112
51-6011	Laundry and Dry-Cleaning Workers	380	22.82	\$8.80	\$18,294	2.28	\$7.62	\$8.00	\$8.66	\$9.31	\$10.62	\$15,840	\$16,640	\$18,005	\$19,368	\$22,098
51-6021	Pressers, Textile, Garment, and Related Materials	90	43.92	\$11.91	\$24,776	12.4	\$8.18	\$9.45	\$11.37	\$14.72	\$16.10	\$17,024	\$19,651	\$23,640	\$30,617	\$33,482
51-6031	Sewing Machine Operators	90	14.19	\$12.58	\$26,157	7.2	\$8.20	\$9.31	\$11.30	\$13.76	\$16.66	\$17,063	\$19,365	\$23,510	\$28,623	\$34,660
51-6052	Tailors, Dressmakers, and Custom Sewers			\$14.88	\$30,959	6.06	\$12.89	\$13.61	\$14.80	\$15.81	\$18.35	\$26,812	\$28,300	\$30,779	\$32,879	\$38,168
51-7011	Cabinetmakers and Bench Carpenters	190	37.57	\$14.47	\$30,096	10.06	\$8.01	\$9.05	\$13.91	\$18.36	\$23.40	\$16,652	\$18,832	\$28,930	\$38,185	\$48,676
51-7042	Woodworking Machine Setters, Operators, and Tenders, Except Sawing	100	34.6	\$15.51	\$32,256	5.83	\$9.12	\$12.61	\$14.26	\$18.90	\$22.11	\$18,959	\$26,227	\$29,657	\$39,302	\$45,984
51-8021	Stationary Engineers and Boiler Operators	40	12	\$22.40	\$46,582	3.52	\$14.30	\$17.56	\$24.39	\$26.74	\$28.18	\$29,745	\$36,524	\$50,724	\$55,621	\$58,609
51-8031	Water and Liquid Waste Treatment Plant and System Operators	240	8.52	\$22.91	\$47,658	2.42	\$14.37	\$18.20	\$23.44	\$27.56	\$32.20	\$29,894	\$37,860	\$48,757	\$57,321	\$66,982
51-8099	Plant and System Operators, All Other	10	8.06	\$22.28	\$46,347	9.01	\$14.66	\$22.27	\$24.04	\$24.94	\$24.95	\$30,488	\$46,313	\$50,009	\$51,883	\$51,893
51-9012	Separating, Filtering, Clarifying, Precipitating, and Still Machine Setters, Operators, and Tenders	50	8.28	\$19.27	\$40,075	4.63	\$12.74	\$15.14	\$19.98	\$23.57	\$25.54	\$26,507	\$31,485	\$41,567	\$49,022	\$53,128
51-9023	Mixing and Blending Machine Setters, Operators, and Tenders			\$11.79	\$24,521	16.59	\$7.85	\$8.69	\$10.17	\$13.22	\$19.13	\$16,338	\$18,079	\$21,158	\$27,505	\$39,793
51-9041	Extruding, Forming, Pressing, and Compacting Machine Setters, Operators, and Tenders	20	47.82	\$15.01	\$31,219	3.63	\$10.88	\$12.29	\$15.78	\$17.52	\$18.68	\$22,622	\$25,562	\$32,823	\$36,448	\$38,857
51-9061	Inspectors, Testers, Sorters, Samplers, and Weighers	440	7.6	\$17.58	\$36,574	3.39	\$10.29	\$12.08	\$16.40	\$20.99	\$24.96	\$21,409	\$25,125	\$34,111	\$43,669	\$51,914

Occupational Code	Occupational Title	Employment Estimate	Employment Percentage Relative Standard Error	Average Hourly Wage	Average Annual Wage	Wage Percentage Relative Standard Error	10th Percentile (Hourly)	25th Percentile (Hourly)	50th Percentile (Hourly)	75th Percentile (Hourly)	90th Percentile (Hourly)	10th Percentile (Annual)	25th Percentile (Annual)	50th Percentile (Annual)	75th Percentile (Annual)	90th Percentile (Annual)
51-9071	Jewelers and Precious Stone and Metal Workers	50	46.53	\$14.82	\$30,824	11.56	\$8.06	\$9.22	\$14.08	\$19.20	\$24.22	\$16,771	\$19,178	\$29,290	\$39,946	\$50,381
51-9081	Dental Laboratory Technicians	60	16.44	\$24.96	\$51,922	7.89	\$16.75	\$19.03	\$25.07	\$28.33	\$32.28	\$34,838	\$39,590	\$52,154	\$58,934	\$67,151
51-9111	Packaging and Filling Machine Operators and Tenders	200	16.64	\$14.25	\$29,638	2.6	\$10.42	\$11.91	\$13.71	\$16.43	\$18.63	\$21,676	\$24,778	\$28,509	\$34,164	\$38,740
51-9121	Coating, Painting, and Spraying Machine Setters, Operators, and Tenders	110	10.97	\$12.99	\$27,019	3.88	\$9.01	\$10.31	\$12.42	\$15.31	\$18.26	\$18,742	\$21,446	\$25,833	\$31,855	\$37,990
51-9122	Painters, Transportation Equipment	70	35.19	\$26.72	\$55,587	23.24	\$11.05	\$13.21	\$21.05	\$41.75	\$50.86	\$22,982	\$27,472	\$43,793	\$86,832	\$105,788
51-9123	Painting, Coating, and Decorating Workers	80	12.11	\$12.50	\$25,998	3.86	\$8.33	\$9.82	\$11.61	\$15.66	\$18.10	\$17,320	\$20,424	\$24,151	\$32,581	\$37,647
51-9194	Etchers and Engravers			\$9.85	\$20,488	10.05	\$7.79	\$8.21	\$8.86	\$9.51	\$12.66	\$16,201	\$17,080	\$18,419	\$19,783	\$26,343
51-9196	Paper Goods Machine Setters, Operators, and Tenders			\$16.73	\$34,802	5.45	\$15.00	\$15.71	\$16.91	\$18.11	\$19.73	\$31,200	\$32,669	\$35,168	\$37,669	\$41,036
51-9198	Helpers--Production Workers	390	44.95	\$11.58	\$24,090	3.1	\$7.84	\$8.50	\$10.09	\$14.80	\$17.86	\$16,308	\$17,684	\$20,981	\$30,793	\$37,149
51-9399	Production Workers, All Other*	60	25.84	\$13.71	\$28,522	5.83	\$10.30	\$11.35	\$13.18	\$15.62	\$17.86	\$21,431	\$23,611	\$27,414	\$32,481	\$37,147
53-0000	Transportation and Material Moving Occupations	10,890	4.98	\$14.11	\$29,345	2.69	\$7.88	\$9.43	\$12.75	\$16.68	\$21.56	\$16,381	\$19,619	\$26,517	\$34,705	\$44,842
53-1021	First-Line Supervisors of Helpers, Laborers, and Material Movers, Hand	110	19.18	\$20.93	\$43,544	9.41	\$9.12	\$11.97	\$18.61	\$26.83	\$32.57	\$18,974	\$24,903	\$38,704	\$55,797	\$67,745
53-1031	First-Line Supervisors of Transportation and Material-Moving Machine and Vehicle Operators	230	19.35	\$23.20	\$48,249	4.89	\$11.10	\$16.60	\$22.29	\$30.56	\$34.63	\$23,079	\$34,533	\$46,361	\$63,557	\$72,027
53-2012	Commercial Pilots	100	37.65		\$72,173	24.17						\$48,368	\$51,331	\$56,137	\$70,108	\$159,750
53-2022	Airfield Operations Specialists			\$26.49	\$55,108	7.24	\$19.89	\$21.73	\$26.61	\$30.61	\$35.22	\$41,378	\$45,191	\$55,350	\$63,677	\$73,263
53-3021	Bus Drivers, Transit and Intercity			\$15.08	\$31,365	5.33	\$10.84	\$13.47	\$15.49	\$17.40	\$18.72	\$22,554	\$28,022	\$32,218	\$36,196	\$38,932
53-3022	Bus Drivers, School or Special Client	740	3.91	\$13.92	\$28,947	1.86	\$10.86	\$12.12	\$13.54	\$15.23	\$17.89	\$22,581	\$25,214	\$28,156	\$31,676	\$37,212
53-3031	Driver/Sales Workers	1,270	27.93	\$10.81	\$22,493	9.52	\$7.48	\$7.65	\$8.52	\$10.87	\$18.77	\$15,565	\$15,917	\$17,721	\$22,608	\$39,037
53-3032	Heavy and Tractor-Trailer Truck Drivers	1,220	12.49	\$16.02	\$33,323	2.65	\$11.77	\$13.60	\$15.89	\$18.22	\$21.14	\$24,489	\$28,290	\$33,060	\$37,889	\$43,981
53-3033	Light Truck or Delivery Services Drivers	1,620	11.51	\$15.25	\$31,728	6.04	\$9.43	\$11.15	\$14.07	\$17.53	\$22.74	\$19,605	\$23,190	\$29,261	\$36,471	\$47,305
53-3041	Taxi Drivers and Chauffeurs	160	18.26	\$11.82	\$24,595	3.97	\$8.34	\$9.68	\$11.59	\$13.14	\$14.65	\$17,338	\$20,143	\$24,105	\$27,337	\$30,477
53-3099	Motor Vehicle Operators, All Other	60	29.59	\$15.86	\$32,997	5.79	\$10.05	\$13.22	\$15.47	\$19.07	\$20.87	\$20,905	\$27,500	\$32,173	\$39,660	\$43,403
53-6021	Parking Lot Attendants	220	11.5	\$10.28	\$21,381	8.3	\$7.50	\$7.66	\$9.75	\$12.59	\$14.23	\$15,592	\$15,935	\$20,281	\$26,189	\$29,595
53-6031	Automotive and Watercraft Service Attendants	280	35.58	\$9.94	\$20,679	5.83	\$7.83	\$8.34	\$9.20	\$10.41	\$11.49	\$16,280	\$17,352	\$19,137	\$21,652	\$23,908
53-6061	Transportation Attendants, Except Flight Attendants			\$9.94	\$20,679	14.69	\$7.54	\$7.96	\$8.64	\$10.92	\$15.32	\$15,673	\$16,555	\$17,969	\$22,712	\$31,861
53-6099	Transportation Workers, All Other	80	41.7	\$18.69	\$38,881	15.35	\$12.31	\$13.56	\$16.13	\$21.41	\$32.55	\$25,604	\$28,208	\$33,549	\$44,541	\$67,694
53-7021	Crane and Tower Operators			\$27.66	\$57,540	3.63	\$23.16	\$24.49	\$26.04	\$28.24	\$40.02	\$48,163	\$50,943	\$54,165	\$58,731	\$83,231
53-7032	Excavating and Loading Machine and Dragline Operators	190	15.34	\$19.83	\$41,240	3.23	\$14.62	\$16.74	\$19.73	\$23.06	\$25.33	\$30,410	\$34,818	\$41,041	\$47,963	\$52,689
53-7051	Industrial Truck and Tractor Operators	360	8.36	\$13.68	\$28,449	1.97	\$10.07	\$11.22	\$13.16	\$15.91	\$18.30	\$20,937	\$23,341	\$27,374	\$33,102	\$38,067
53-7061	Cleaners of Vehicles and Equipment	490	24.83	\$9.91	\$20,617	3.59	\$7.63	\$8.12	\$9.25	\$11.00	\$13.62	\$15,877	\$16,899	\$19,241	\$22,881	\$28,325
53-7062	Laborers and Freight, Stock, and Material Movers, Hand	2,040	8.14	\$12.13	\$25,239	1.93	\$8.23	\$9.66	\$11.53	\$14.05	\$17.38	\$17,126	\$20,100	\$23,987	\$29,227	\$36,155
53-7064	Packers and Packers, Hand	660	20.92	\$9.82	\$20,435	6.3	\$7.52	\$7.76	\$8.48	\$9.42	\$15.05	\$15,647	\$16,135	\$17,643	\$19,591	\$31,307
53-7081	Refuse and Recyclable Material Collectors	380	22.17	\$15.12	\$31,446	2.55	\$11.43	\$13.19	\$15.12	\$17.39	\$19.25	\$23,776	\$27,443	\$31,445	\$36,170	\$40,040

Occupational Code	Occupational Title	Employment Estimate	Employment Percentage Relative Standard Error	Average Hourly Wage	Average Annual Wage	Wage Percentage Relative Standard Error	10th Percentile (Hourly)	25th Percentile (Hourly)	50th Percentile (Hourly)	75th Percentile (Hourly)	90th Percentile (Hourly)	10th Percentile (Annual)	25th Percentile (Annual)	50th Percentile (Annual)	75th Percentile (Annual)	90th Percentile (Annual)
00-0000	All occupations	1,183,990	0.49	\$23.77	\$49,442	0.93	\$8.82	\$12.11	\$18.70	\$29.66	\$44.60	\$18,350	\$25,185	\$38,894	\$61,694	\$92,777
11-0000	Management Occupations	52,100	1.82	\$56.03	\$116,542	0.95	\$25.62	\$35.85	\$49.93	\$68.45		\$53,285	\$74,568	\$103,850	\$142,368	
11-1011	Chief Executives	850	13.56	\$92.94	\$193,315	4.27	\$43.51	\$62.87				\$90,503	\$130,767			
11-1021	General and Operations Managers	22,480	2.59	\$60.87	\$126,599	1.49	\$25.56	\$34.58	\$51.91	\$78.74		\$53,156	\$71,928	\$107,967	\$163,785	
11-1031	Legislators	270	5.76	\$19.83	\$41,247	11.47	\$8.01	\$11.15	\$14.66	\$26.15	\$39.12	\$16,663	\$23,202	\$30,484	\$54,398	\$81,359
11-2011	Advertising and Promotions Managers	270	28.29	\$45.20	\$94,006	4.05	\$20.99	\$26.24	\$41.01	\$54.57		\$43,659	\$54,578	\$85,298	\$113,502	
11-2021	Marketing Managers	1,240	5.86	\$60.59	\$126,020	2.27	\$33.40	\$44.26	\$55.68	\$72.26		\$69,478	\$92,061	\$115,816	\$150,306	
11-2022	Sales Managers	2,310	6.95	\$58.44	\$121,563	2.59	\$26.69	\$36.49	\$55.37	\$72.90		\$55,511	\$75,905	\$115,164	\$151,633	
11-2031	Public Relations and Fundraising Managers	410	7.49	\$55.17	\$114,757	3.12	\$32.50	\$38.91	\$49.75	\$66.51		\$67,608	\$80,940	\$103,475	\$138,330	
11-3011	Administrative Services Managers	1,130	5.45	\$46.30	\$96,301	1.77	\$26.13	\$34.31	\$43.76	\$54.52	\$69.69	\$54,358	\$71,371	\$91,030	\$113,397	\$144,948
11-3021	Computer and Information Systems Managers	3,210	6.05	\$60.19	\$125,191	1.5	\$39.53	\$47.88	\$57.97	\$70.19		\$82,217	\$99,585	\$120,567	\$146,005	
11-3031	Financial Managers	2,930	4.22	\$60.56	\$125,965	2.02	\$32.35	\$42.97	\$56.33	\$72.58		\$67,297	\$89,379	\$117,167	\$150,957	
11-3051	Industrial Production Managers	490	6.2	\$47.91	\$99,654	2.98	\$28.98	\$34.90	\$42.51	\$54.18	\$71.02	\$60,272	\$72,586	\$88,428	\$112,685	\$147,715
11-3061	Purchasing Managers	480	24.76	\$54.48	\$113,312	1.95	\$35.17	\$45.86	\$55.69	\$64.21	\$73.30	\$73,158	\$95,390	\$115,845	\$133,552	\$152,466
11-3071	Transportation, Storage, and Distribution Managers	660	7.61	\$45.72	\$95,099	2.46	\$28.16	\$33.50	\$41.51	\$54.06	\$69.65	\$58,580	\$69,676	\$86,334	\$112,440	\$144,877
11-3111	Compensation and Benefits Managers	140	9.35	\$50.58	\$105,217	4.15	\$25.95	\$35.04	\$48.86	\$61.43	\$78.61	\$53,986	\$72,881	\$101,618	\$127,776	\$163,499
11-3121	Human Resources Managers	480	4.84	\$55.77	\$116,005	1.83	\$34.88	\$42.71	\$52.57	\$64.53		\$72,552	\$88,839	\$109,342	\$134,224	
11-3131	Training and Development Managers	180	9.65	\$49.14	\$102,216	3.57	\$31.20	\$38.71	\$45.83	\$55.35	\$66.24	\$64,888	\$80,521	\$95,332	\$115,137	\$137,775
11-9021	Construction Managers	1,850	11.52	\$45.70	\$95,057	3.24	\$29.23	\$36.00	\$42.61	\$54.75	\$68.59	\$60,801	\$74,881	\$88,626	\$113,885	\$142,671
11-9031	Education Administrators, Preschool and Child Care Center/Program	300	34.18	\$19.13	\$39,790	4.02	\$13.88	\$15.77	\$18.09	\$21.25	\$23.20	\$28,868	\$32,812	\$37,622	\$44,202	\$48,246
11-9032	Education Administrators, Elementary and Secondary School	1,710	1.35		\$84,001	1.38						\$63,562	\$74,130	\$84,519	\$95,334	\$108,938
11-9033	Education Administrators, Postsecondary	840	8.98	\$49.02	\$101,957	5.31	\$26.77	\$32.93	\$41.88	\$57.99		\$55,686	\$68,497	\$87,114	\$120,610	
11-9039	Education Administrators, All Other	120	29.44	\$41.62	\$86,571	4.25	\$24.37	\$36.29	\$42.68	\$49.47	\$57.54	\$50,680	\$75,478	\$88,766	\$102,893	\$119,686
11-9041	Architectural and Engineering Managers	1,510	9.61	\$64.40	\$133,956	2.42	\$42.55	\$52.50	\$61.52	\$71.00		\$88,499	\$109,210	\$127,964	\$147,687	
11-9051	Food Service Managers	890	22.2	\$27.46	\$57,112	3.34	\$19.47	\$21.54	\$24.93	\$30.50	\$40.64	\$40,502	\$44,799	\$51,845	\$63,436	\$84,525
11-9081	Lodging Managers	190	36.74	\$29.77	\$61,925	4.44	\$16.46	\$23.98	\$29.32	\$34.92	\$40.53	\$34,237	\$49,874	\$60,990	\$72,635	\$84,294
11-9111	Medical and Health Services Managers	1,410	6.97	\$48.41	\$100,698	2.89	\$27.76	\$36.66	\$45.77	\$56.08	\$71.76	\$57,746	\$76,258	\$95,201	\$116,650	\$149,268
11-9121	Natural Sciences Managers	530	5.17	\$58.87	\$122,448	2.05	\$42.67	\$49.26	\$55.43	\$65.49	\$74.76	\$88,757	\$102,451	\$115,302	\$136,212	\$155,491
11-9131	Postmasters and Mail Superintendents	60	0.04	\$32.99	\$68,614	1.11	\$18.15	\$26.13	\$32.43	\$41.35	\$46.29	\$37,746	\$54,341	\$67,444	\$86,003	\$96,289
11-9141	Property, Real Estate, and Community Association Managers	890	19.55	\$31.61	\$65,757	8.22	\$8.99	\$17.08	\$22.43	\$40.67	\$67.29	\$18,689	\$35,518	\$46,653	\$84,585	\$139,968
11-9151	Social and Community Service Managers	540	8.24	\$32.00	\$66,557	2.83	\$16.99	\$20.72	\$30.54	\$39.89	\$52.62	\$35,348	\$43,087	\$63,525	\$82,965	\$109,447
11-9161	Emergency Management Directors	60	24.55	\$37.92	\$78,868	4.6	\$25.43	\$30.25	\$38.07	\$45.10	\$51.00	\$52,897	\$62,918	\$79,194	\$93,811	\$106,088
11-9199	Managers, All Other	3,610	2.39	\$53.09	\$110,425	1.54	\$32.97	\$42.17	\$51.56	\$62.37	\$74.34	\$68,580	\$87,704	\$107,245	\$129,734	\$154,624
13-0000	Business and Financial Operations Occupations	86,710	1.77	\$33.78	\$70,258	0.97	\$17.77	\$22.95	\$30.63	\$41.17	\$52.97	\$36,959	\$47,727	\$63,702	\$85,638	\$110,183
13-1011	Agents and Business Managers of Artists, Performers, and Athletes	30	21.18	\$20.51	\$42,671	20.4	\$11.12	\$15.01	\$17.33	\$19.18	\$37.71	\$23,139	\$31,220	\$36,044	\$39,889	\$78,427
13-1021	Buyers and Purchasing Agents, Farm Products	60	28.42	\$32.56	\$67,715	3.47	\$19.17	\$23.18	\$32.05	\$40.85	\$48.83	\$39,881	\$48,221	\$66,670	\$84,976	\$101,570
13-1022	Wholesale and Retail Buyers, Except Farm Products	780	12.13	\$25.81	\$53,681	3.22	\$14.48	\$17.66	\$23.44	\$30.54	\$40.75	\$30,129	\$36,734	\$48,752	\$63,531	\$84,753

Occupational Code	Occupational Title	Employment Estimate	Employment Percentage Relative Standard Error	Average Hourly Wage	Average Annual Wage	Wage Percentage Relative Standard Error	10th Percentile (Hourly)	25th Percentile (Hourly)	50th Percentile (Hourly)	75th Percentile (Hourly)	90th Percentile (Hourly)	10th Percentile (Annual)	25th Percentile (Annual)	50th Percentile (Annual)	75th Percentile (Annual)	90th Percentile (Annual)
13-1023	Purchasing Agents, Except Wholesale, Retail, and Farm Products	3,380	5.47	\$30.79	\$64,036	1.1	\$18.14	\$22.31	\$28.99	\$38.65	\$46.44	\$37,732	\$46,397	\$60,293	\$80,388	\$96,601
13-1031	Claims Adjusters, Examiners, and Investigators	2,150	10.12	\$32.16	\$66,887	2.1	\$21.87	\$25.58	\$31.19	\$38.73	\$44.60	\$45,494	\$53,208	\$64,866	\$80,551	\$92,759
13-1032	Insurance Appraisers, Auto Damage			\$24.42	\$50,791	4.09	\$16.72	\$18.76	\$23.81	\$29.76	\$33.66	\$34,771	\$39,011	\$49,523	\$61,899	\$70,020
13-1041	Compliance Officers	2,060	4.7	\$32.21	\$67,007	2.05	\$18.84	\$23.97	\$30.91	\$39.19	\$48.12	\$39,180	\$49,860	\$64,289	\$81,523	\$100,094
13-1051	Cost Estimators	2,560	7.66	\$30.03	\$62,471	2.47	\$16.43	\$21.66	\$27.80	\$36.76	\$47.89	\$34,170	\$45,043	\$57,814	\$76,454	\$99,620
13-1078	Human Resources, Training, and Labor Relations Specialists, All Other*	4,390	4.33	\$32.38	\$67,359	1.88	\$16.74	\$22.57	\$30.87	\$40.91	\$50.25	\$34,810	\$46,955	\$64,202	\$85,101	\$104,518
13-1081	Logisticians	1,070	14.16	\$34.80	\$72,385	1.69	\$23.23	\$27.53	\$33.04	\$39.97	\$49.98	\$48,323	\$57,272	\$68,716	\$83,143	\$103,951
13-1111	Management Analysts	6,040	7.05	\$39.63	\$82,421	2.6	\$22.34	\$28.35	\$37.92	\$49.25	\$59.92	\$46,460	\$58,964	\$78,869	\$102,447	\$124,643
13-1121	Meeting, Convention, and Event Planners*	750	11.04	\$24.80	\$51,579	3.83	\$14.96	\$17.58	\$22.23	\$29.22	\$38.25	\$31,123	\$36,570	\$46,240	\$60,776	\$79,566
13-1141	Compensation, Benefits, and Job Analysis Specialists	940	5.82	\$30.75	\$63,954	1.47	\$19.36	\$24.03	\$28.88	\$36.32	\$44.64	\$40,266	\$49,974	\$60,063	\$75,546	\$92,842
13-1151	Training and Development Specialists	2,800	5.56	\$29.02	\$60,358	1.5	\$16.79	\$21.30	\$27.76	\$34.91	\$44.12	\$34,927	\$44,310	\$57,750	\$72,604	\$91,762
13-1161	Market Research Analysts and Marketing Specialists*	2,220	11.25	\$34.08	\$70,891	3.05	\$17.71	\$22.05	\$32.79	\$42.10	\$54.24	\$36,829	\$45,865	\$68,195	\$87,576	\$112,812
13-1199	Business Operations Specialists, All Other*	22,930	2.67	\$33.41	\$69,499	1.31	\$16.44	\$22.80	\$31.34	\$41.63	\$53.65	\$34,203	\$47,432	\$65,184	\$86,592	\$111,594
13-2011	Accountants and Auditors	19,140	3.35	\$34.86	\$72,511	1.62	\$19.91	\$24.10	\$30.89	\$41.44	\$54.25	\$41,404	\$50,130	\$64,260	\$86,198	\$112,833
13-2021	Appraisers and Assessors of Real Estate	580	29.67	\$30.40	\$63,232	16.31	\$13.05	\$19.51	\$29.07	\$38.63	\$47.09	\$27,138	\$40,591	\$60,474	\$80,348	\$97,946
13-2031	Budget Analysts	880	13.31	\$35.59	\$74,030	1.85	\$24.42	\$28.42	\$34.60	\$42.68	\$49.67	\$50,800	\$59,113	\$71,967	\$88,767	\$103,316
13-2041	Credit Analysts	480	12.78	\$39.68	\$82,526	7.71	\$20.94	\$26.66	\$34.52	\$43.84	\$57.91	\$43,554	\$55,462	\$71,798	\$91,178	\$120,460
13-2051	Financial Analysts	2,740	6.98	\$40.92	\$85,110	5.91	\$20.16	\$23.95	\$32.79	\$47.05	\$73.51	\$41,924	\$49,819	\$68,201	\$97,868	\$152,895
13-2052	Personal Financial Advisors			\$33.33	\$69,336	10.76	\$14.94	\$16.60	\$20.89	\$31.08	\$72.97	\$31,073	\$34,523	\$43,455	\$64,645	\$151,787
13-2053	Insurance Underwriters	860	15	\$31.63	\$65,785	2.83	\$19.79	\$22.76	\$28.29	\$39.96	\$49.98	\$41,158	\$47,344	\$58,851	\$83,109	\$103,966
13-2061	Financial Examiners	300	7.13	\$40.37	\$83,963	5.02	\$25.42	\$28.64	\$37.31	\$50.28	\$63.43	\$52,878	\$59,561	\$77,605	\$104,592	\$131,936
13-2072	Loan Officers	3,760	14.68	\$33.48	\$69,631	5.16	\$16.45	\$20.11	\$26.72	\$39.92	\$58.56	\$34,223	\$41,829	\$55,579	\$83,043	\$121,802
13-2081	Tax Examiners and Collectors, and Revenue Agents	630	0.44	\$31.99	\$66,529	2.38	\$19.74	\$22.93	\$29.62	\$41.42	\$49.25	\$41,051	\$47,688	\$61,611	\$86,161	\$102,447
13-2082	Tax Preparers	200	48.16	\$20.25	\$42,114	21.02	\$8.65	\$10.06	\$12.53	\$29.50	\$36.06	\$18,000	\$20,931	\$26,060	\$61,368	\$75,014
13-2099	Financial Specialists, All Other	1,770	10.79	\$34.17	\$71,066	2.88	\$20.50	\$24.88	\$32.27	\$41.03	\$48.45	\$42,632	\$51,748	\$67,123	\$85,350	\$100,775
15-0000	Computer and Mathematical Occupations	54,320	2.73	\$39.31	\$81,775	0.94	\$22.00	\$29.34	\$38.40	\$48.59	\$58.14	\$45,757	\$61,019	\$79,865	\$101,061	\$120,931
15-1111	Computer and Information Research Scientists	140	35.79	\$46.35	\$96,407	5.41	\$25.55	\$33.93	\$44.48	\$53.37	\$67.12	\$53,148	\$70,570	\$92,508	\$111,003	\$139,606
15-1121	Computer Systems Analysts	6,150	7.43	\$40.13	\$83,475	2.32	\$24.46	\$31.24	\$38.77	\$48.10	\$57.80	\$50,879	\$64,984	\$80,636	\$100,043	\$120,217
15-1131	Computer Programmers	2,720	13.5	\$38.15	\$79,354	4.45	\$17.16	\$27.66	\$38.22	\$45.72	\$58.85	\$35,683	\$57,523	\$79,497	\$95,106	\$122,407
15-1132	Software Developers, Applications	12,730	9.35	\$44.33	\$92,196	1.78	\$28.46	\$34.42	\$43.86	\$52.35	\$63.37	\$59,199	\$71,592	\$91,230	\$108,884	\$131,815
15-1133	Software Developers, Systems Software	8,320	9.12	\$45.76	\$95,189	1.38	\$29.61	\$36.43	\$45.14	\$55.43	\$65.82	\$61,582	\$75,784	\$93,895	\$115,302	\$136,900
15-1141	Database Administrators	1,790	4.83	\$34.00	\$70,722	2.27	\$17.33	\$22.32	\$33.05	\$43.88	\$54.18	\$36,052	\$46,436	\$68,750	\$91,263	\$112,700
15-1142	Network and Computer Systems Administrators*	5,880	4.97	\$37.14	\$77,245	1.63	\$21.24	\$28.68	\$36.81	\$44.43	\$54.45	\$44,181	\$59,661	\$76,566	\$92,406	\$113,259
15-1150	Computer Support Specialists	8,810	7.73	\$27.66	\$57,532	1.47	\$16.83	\$20.89	\$26.79	\$33.40	\$40.50	\$35,005	\$43,443	\$55,716	\$69,468	\$84,235
15-1179	Information Security Analysts, Web Developers, and Computer Network Architects	2,750	8.32	\$41.73	\$86,798	1.43	\$25.13	\$32.38	\$41.30	\$49.85	\$58.20	\$52,273	\$67,361	\$85,906	\$103,686	\$121,047
15-1799	Computer Occupations, All Other*	3,670	4.96	\$38.78	\$80,664	2.28	\$24.39	\$30.82	\$38.56	\$46.44	\$54.88	\$50,728	\$64,097	\$80,200	\$96,599	\$114,155

Occupational Code	Occupational Title	Employment Estimate	Employment Percentage Relative Standard Error	Average Hourly Wage	Average Annual Wage	Wage Percentage Relative Standard Error	10th Percentile (Hourly)	25th Percentile (Hourly)	50th Percentile (Hourly)	75th Percentile (Hourly)	90th Percentile (Hourly)	10th Percentile (Annual)	25th Percentile (Annual)	50th Percentile (Annual)	75th Percentile (Annual)	90th Percentile (Annual)
15-2011	Actuaries			\$52.53	\$109,254	5.57	\$34.64	\$46.61	\$53.73	\$62.76	\$69.17	\$72,044	\$96,942	\$111,749	\$130,542	\$143,868
15-2031	Operations Research Analysts	900	16.86	\$36.22	\$75,329	2.26	\$20.91	\$26.18	\$33.87	\$44.17	\$57.69	\$43,490	\$54,445	\$70,444	\$91,865	\$120,004
15-2041	Statisticians	170	21.84	\$34.78	\$72,344	2.55	\$24.48	\$27.67	\$32.62	\$42.60	\$47.97	\$50,921	\$57,555	\$67,854	\$88,617	\$99,769
17-0000	Architecture and Engineering Occupations	29,350	4.17	\$39.14	\$81,402	1.6	\$21.23	\$27.72	\$36.69	\$48.68	\$60.72	\$44,152	\$57,652	\$76,312	\$101,257	\$126,293
17-1011	Architects, Except Landscape and Naval	1,780	12.39	\$39.72	\$82,607	6.61	\$21.71	\$26.84	\$36.47	\$50.49	\$65.05	\$45,157	\$55,826	\$75,850	\$105,013	\$135,300
17-1012	Landscape Architects	260	42.64	\$35.98	\$74,833	19.01	\$21.82	\$24.30	\$33.20	\$49.25	\$53.86	\$45,376	\$50,548	\$69,055	\$102,443	\$112,028
17-1021	Cartographers and Photogrammetrists	460	22.94	\$35.13	\$73,071	2.84	\$21.85	\$26.79	\$35.50	\$42.61	\$50.32	\$45,442	\$55,727	\$73,841	\$88,620	\$104,669
17-1022	Surveyors	620	32.4	\$28.02	\$58,271	4.46	\$16.73	\$22.80	\$28.29	\$31.74	\$38.87	\$34,797	\$47,433	\$58,841	\$66,009	\$80,841
17-2011	Aerospace Engineers	1,310	18.71	\$51.17	\$106,440	13.06	\$26.86	\$35.36	\$45.04	\$55.32		\$55,864	\$73,545	\$93,694	\$115,067	
17-2021	Agricultural Engineers			\$38.22	\$79,501	2.58	\$27.02	\$29.55	\$34.53	\$40.25	\$61.74	\$56,207	\$61,463	\$71,822	\$83,722	\$128,428
17-2031	Biomedical Engineers	30	36.28	\$31.72	\$65,972	2.48	\$20.56	\$22.68	\$31.81	\$41.62	\$45.06	\$42,757	\$47,176	\$66,167	\$86,565	\$93,715
17-2041	Chemical Engineers	310	28.75	\$54.48	\$113,326	8.86	\$32.39	\$39.08	\$49.39	\$63.91	\$71.33	\$67,372	\$81,276	\$102,737	\$132,934	\$148,364
17-2051	Civil Engineers	4,400	7.36	\$39.51	\$82,177	1.55	\$24.67	\$29.81	\$38.86	\$47.34	\$54.99	\$51,324	\$61,995	\$80,837	\$98,477	\$114,380
17-2061	Computer Hardware Engineers	520	19.66	\$44.91	\$93,423	3.12	\$24.17	\$35.51	\$43.97	\$55.46	\$66.54	\$50,278	\$73,859	\$91,463	\$115,363	\$138,411
17-2071	Electrical Engineers	2,420	13.23	\$40.96	\$85,191	3.03	\$23.76	\$30.89	\$40.25	\$50.74	\$60.20	\$49,416	\$64,243	\$83,727	\$105,547	\$125,222
17-2072	Electronics Engineers, Except Computer	2,580	9.05	\$43.36	\$90,185	2.01	\$29.19	\$34.46	\$42.09	\$50.87	\$61.81	\$60,708	\$71,669	\$87,546	\$105,808	\$128,554
17-2081	Environmental Engineers	800	8.26	\$42.69	\$88,789	2.41	\$25.72	\$31.65	\$41.02	\$50.67	\$56.71	\$53,488	\$65,836	\$85,328	\$105,385	\$117,949
17-2111	Health and Safety Engineers, Except Mining Safety Engineers and Inspectors			\$36.53	\$75,978	7.53	\$25.67	\$29.10	\$33.52	\$44.38	\$54.27	\$53,392	\$60,532	\$69,721	\$92,317	\$112,874
17-2112	Industrial Engineers	1,290	7.24	\$40.98	\$85,229	1.94	\$27.15	\$32.65	\$40.12	\$48.09	\$57.08	\$56,481	\$67,917	\$83,442	\$100,023	\$118,718
17-2131	Materials Engineers	150	23.45	\$38.35	\$79,767	4.6	\$25.97	\$31.02	\$35.51	\$44.80	\$56.71	\$54,019	\$64,522	\$73,853	\$93,180	\$117,954
17-2141	Mechanical Engineers	2,800	12.91	\$44.79	\$93,171	2.36	\$27.05	\$33.67	\$43.62	\$55.29	\$66.24	\$56,268	\$70,029	\$90,730	\$114,994	\$137,774
17-2151	Mining and Geological Engineers, Including Mining Safety Engineers	360	19.49	\$46.83	\$97,407	3	\$31.14	\$35.28	\$45.94	\$58.19	\$67.94	\$64,775	\$73,384	\$95,562	\$121,033	\$141,309
17-2171	Petroleum Engineers	770	16.44	\$63.96	\$133,046	2.44	\$41.34	\$52.06	\$64.58	\$74.92		\$85,995	\$108,293	\$134,329	\$155,827	
17-2199	Engineers, All Other	1,540	36.61	\$47.05	\$97,871	3.69	\$29.52	\$35.70	\$47.85	\$58.21	\$66.27	\$61,392	\$74,265	\$99,523	\$121,069	\$137,842
17-3011	Architectural and Civil Drafters	1,260	18.47	\$24.38	\$50,709	5.05	\$14.81	\$19.33	\$24.52	\$29.72	\$33.91	\$30,798	\$40,209	\$51,011	\$61,810	\$70,530
17-3012	Electrical and Electronics Drafters	460	19.85	\$27.85	\$57,935	2.84	\$17.35	\$22.31	\$28.02	\$34.11	\$39.53	\$36,094	\$46,405	\$58,284	\$70,946	\$82,226
17-3013	Mechanical Drafters	340	15.12	\$27.80	\$57,830	3.64	\$17.28	\$20.90	\$26.55	\$33.55	\$40.93	\$35,940	\$43,463	\$55,230	\$69,791	\$85,144
17-3019	Drafters, All Other	220	26.52	\$26.32	\$54,741	4.99	\$16.80	\$19.46	\$23.96	\$34.28	\$38.87	\$34,941	\$40,479	\$49,831	\$71,301	\$80,853
17-3021	Aerospace Engineering and Operations Technicians	140	34.52	\$31.34	\$65,187	5.75	\$21.24	\$24.82	\$30.38	\$34.28	\$47.16	\$44,176	\$51,620	\$63,183	\$71,311	\$98,090
17-3022	Civil Engineering Technicians	770	15.25	\$22.86	\$47,552	4.08	\$14.44	\$16.82	\$21.51	\$27.80	\$33.38	\$30,034	\$34,987	\$44,741	\$57,820	\$69,428
17-3023	Electrical and Electronics Engineering Technicians	1,380	8.48	\$26.55	\$55,233	2.46	\$15.08	\$21.35	\$27.29	\$31.20	\$36.19	\$31,376	\$44,414	\$56,757	\$64,887	\$75,269
17-3024	Electro-Mechanical Technicians	70	8.75	\$27.38	\$56,960	5.72	\$18.80	\$21.94	\$26.84	\$32.07	\$38.02	\$39,098	\$45,630	\$55,826	\$66,715	\$79,081
17-3025	Environmental Engineering Technicians	130	26.76	\$21.45	\$44,611	3.97	\$14.91	\$16.51	\$19.18	\$26.14	\$32.57	\$31,015	\$34,341	\$39,890	\$54,364	\$67,744
17-3026	Industrial Engineering Technicians	200	13.76	\$23.26	\$48,380	2.56	\$15.82	\$19.17	\$22.09	\$25.80	\$33.70	\$32,911	\$39,870	\$45,943	\$53,657	\$70,086
17-3027	Mechanical Engineering Technicians	420	30.22	\$27.93	\$58,093	4.75	\$16.87	\$23.33	\$28.69	\$33.67	\$38.10	\$35,093	\$48,530	\$59,667	\$70,038	\$79,257
17-3029	Engineering Technicians, Except Drafters, All Other	570	19.82	\$27.09	\$56,340	5.35	\$14.47	\$18.54	\$27.81	\$33.92	\$39.60	\$30,092	\$38,570	\$57,850	\$70,558	\$82,361
17-3031	Surveying and Mapping Technicians	520	17.56	\$26.66	\$55,457	2.74	\$15.70	\$20.21	\$26.35	\$31.83	\$38.26	\$32,660	\$42,039	\$54,806	\$66,202	\$79,578
19-0000	Life, Physical, and Social Science Occupations	11,940	3.07	\$35.03	\$72,853	4.22	\$16.01	\$21.72	\$31.63	\$45.39	\$58.76	\$33,311	\$45,182	\$65,781	\$94,410	\$122,214
19-1012	Food Scientists and Technologists	70	17.42	\$32.47	\$67,532	4.24	\$17.03	\$19.57	\$31.79	\$41.85	\$52.07	\$35,430	\$40,699	\$66,117	\$87,047	\$108,297

Occupational Code	Occupational Title	Employment Estimate	Employment Percentage Relative Standard Error	Average Hourly Wage	Average Annual Wage	Wage Percentage Relative Standard Error	10th Percentile (Hourly)	25th Percentile (Hourly)	50th Percentile (Hourly)	75th Percentile (Hourly)	90th Percentile (Hourly)	10th Percentile (Annual)	25th Percentile (Annual)	50th Percentile (Annual)	75th Percentile (Annual)	90th Percentile (Annual)
19-1013	Soil and Plant Scientists	50	7.57	\$27.50	\$57,196	8.45	\$15.66	\$19.50	\$22.80	\$39.21	\$44.98	\$32,580	\$40,559	\$47,425	\$81,547	\$93,554
19-1021	Biochemists and Biophysicists			\$43.03	\$89,508	5.17	\$23.99	\$28.70	\$39.76	\$52.58	\$69.66	\$49,893	\$59,692	\$82,706	\$109,363	\$144,894
19-1022	Microbiologists	110	18.5	\$38.36	\$79,795	6.43	\$20.02	\$26.87	\$40.20	\$47.19	\$56.91	\$41,632	\$55,885	\$83,616	\$98,157	\$118,379
19-1023	Zoologists and Wildlife Biologists	170	35.95	\$26.16	\$54,418	20.04	\$11.44	\$15.27	\$26.12	\$32.55	\$40.73	\$23,800	\$31,758	\$54,327	\$67,711	\$84,728
19-1029	Biological Scientists, All Other			\$37.79	\$78,593	4.68	\$24.48	\$30.53	\$35.68	\$43.62	\$58.20	\$50,923	\$63,494	\$74,224	\$90,719	\$121,057
19-1031	Conservation Scientists	210	27.21	\$33.18	\$69,010	15.83	\$16.93	\$19.91	\$29.63	\$41.21	\$58.21	\$35,212	\$41,416	\$61,621	\$85,707	\$121,070
19-1032	Foresters	30	13.1	\$28.74	\$59,783	3.12	\$18.49	\$24.28	\$27.10	\$30.29	\$35.55	\$38,458	\$50,495	\$56,373	\$62,998	\$73,944
19-1041	Epidemiologists	30	0.46	\$29.03	\$60,389	2.2	\$19.35	\$21.91	\$28.66	\$35.89	\$39.82	\$40,249	\$45,575	\$59,608	\$74,655	\$82,829
19-1042	Medical Scientists, Except Epidemiologists	170	20.71	\$43.72	\$90,941	7.8	\$22.52	\$25.80	\$31.61	\$61.67	\$74.58	\$46,837	\$53,668	\$65,756	\$128,276	\$155,129
19-2012	Physicists	180	7.38	\$45.65	\$94,957	2.57	\$25.02	\$34.45	\$47.54	\$57.27	\$64.32	\$52,038	\$71,652	\$98,877	\$119,122	\$133,776
19-2021	Atmospheric and Space Scientists			\$51.19	\$106,480	4.8	\$39.89	\$47.23	\$51.52	\$55.41	\$59.77	\$82,968	\$98,233	\$107,163	\$115,254	\$124,331
19-2031	Chemists	780	7.4	\$33.87	\$70,459	5.04	\$17.72	\$23.45	\$31.68	\$42.75	\$54.89	\$36,863	\$48,777	\$65,901	\$88,927	\$114,163
19-2032	Materials Scientists			\$38.76	\$80,623	6.46	\$24.14	\$27.29	\$37.06	\$50.47	\$55.92	\$50,202	\$56,763	\$77,081	\$104,975	\$116,310
19-2041	Environmental Scientists and Specialists, Including Health	1,200	20.02	\$39.55	\$82,273	4.31	\$22.24	\$27.81	\$36.09	\$49.26	\$59.86	\$46,267	\$57,853	\$75,058	\$102,458	\$124,514
19-2042	Geoscientists, Except Hydrologists and Geographers	1,420	14.29	\$49.77	\$103,517	5.18	\$23.69	\$32.00	\$49.38	\$66.67	\$77.62	\$49,268	\$66,569	\$102,703	\$138,669	\$161,459
19-2043	Hydrologists	280	27.22	\$44.75	\$93,077	3.25	\$29.48	\$36.54	\$45.04	\$53.47	\$61.34	\$61,326	\$75,998	\$93,673	\$111,221	\$127,592
19-2099	Physical Scientists, All Other	430	13.74	\$44.90	\$93,399	5.66	\$25.33	\$33.05	\$46.18	\$54.88	\$64.79	\$52,695	\$68,737	\$96,057	\$114,160	\$134,760
19-3011	Economists	80	12.78	\$41.67	\$86,673	6.24	\$24.22	\$28.69	\$42.60	\$50.66	\$59.86	\$50,388	\$59,670	\$88,611	\$105,380	\$124,517
19-3022	Survey Researchers			\$23.87	\$49,640	8.43	\$13.03	\$18.66	\$22.22	\$31.03	\$36.15	\$27,092	\$38,806	\$46,214	\$64,545	\$75,195
19-3031	Clinical, Counseling, and School Psychologists	1,410	5.25	\$40.67	\$84,587	7.01	\$17.78	\$26.54	\$39.20	\$49.70	\$60.89	\$36,982	\$55,198	\$81,545	\$103,379	\$126,651
19-3039	Psychologists, All Other	60	2.8	\$39.88	\$82,943	5.26	\$20.96	\$27.40	\$42.22	\$50.67	\$54.89	\$43,606	\$56,992	\$87,814	\$105,386	\$114,161
19-3051	Urban and Regional Planners	360	13.05	\$33.49	\$69,670	1.52	\$22.35	\$26.54	\$32.79	\$40.20	\$46.65	\$46,491	\$55,214	\$68,205	\$83,618	\$97,031
19-3092	Geographers	30	0.04	\$37.82	\$78,656	2.2	\$24.49	\$29.63	\$37.88	\$46.15	\$49.25	\$50,933	\$61,625	\$78,780	\$95,997	\$102,446
19-3094	Political Scientists	60	0.24	\$31.21	\$64,923	4.5	\$17.86	\$23.40	\$28.59	\$36.45	\$46.37	\$37,151	\$48,678	\$59,475	\$75,825	\$96,440
19-3099	Social Scientists and Related Workers, All Other	240	5.25	\$32.95	\$68,542	3.67	\$13.84	\$21.25	\$33.50	\$42.22	\$50.15	\$28,784	\$44,203	\$69,680	\$87,809	\$104,306
19-4011	Agricultural and Food Science Technicians	50	31.63	\$21.39	\$44,482	6.15	\$12.44	\$17.55	\$21.55	\$24.72	\$31.77	\$25,870	\$36,499	\$44,821	\$51,412	\$66,076
19-4031	Chemical Technicians	470	13.59	\$19.52	\$40,604	2.89	\$13.16	\$15.25	\$17.83	\$23.20	\$28.45	\$27,374	\$31,723	\$37,084	\$48,254	\$59,169
19-4041	Geological and Petroleum Technicians	430	25.65	\$32.46	\$67,522	2.68	\$20.27	\$26.11	\$32.82	\$38.95	\$44.70	\$42,157	\$54,307	\$68,273	\$81,012	\$92,966
19-4061	Social Science Research Assistants	30	29.89													
19-4091	Environmental Science and Protection Technicians, Including Health	290	17.42	\$26.55	\$55,214	5.37	\$15.56	\$18.40	\$24.02	\$34.05	\$42.48	\$32,365	\$38,272	\$49,952	\$70,821	\$88,354
19-4092	Forensic Science Technicians	180	1.53	\$27.52	\$57,248	1.45	\$19.66	\$22.29	\$27.06	\$32.00	\$38.19	\$40,886	\$46,357	\$56,281	\$66,555	\$79,439
19-4099	Life, Physical, and Social Science Technicians, All Other	470	4.64	\$23.01	\$47,855	3.13	\$14.44	\$16.49	\$21.79	\$28.70	\$33.85	\$30,044	\$34,290	\$45,330	\$59,706	\$70,404
21-0000	Community and Social Service Occupations	14,050	3.35	\$21.49	\$44,692	2.41	\$11.87	\$14.60	\$19.53	\$26.13	\$34.45	\$24,686	\$30,373	\$40,632	\$54,351	\$71,662
21-1011	Substance Abuse and Behavioral Disorder Counselors	380	19.72	\$16.13	\$33,548	5.75	\$9.68	\$11.41	\$15.11	\$18.99	\$24.21	\$20,130	\$23,729	\$31,434	\$39,501	\$50,359
21-1012	Educational, Guidance, School, and Vocational Counselors	1,740	7.08	\$24.29	\$50,533	3.13	\$13.96	\$18.24	\$22.70	\$30.35	\$36.57	\$29,037	\$37,943	\$47,222	\$63,121	\$76,067
21-1013	Marriage and Family Therapists	120	46.63	\$15.68	\$32,622	5.33	\$12.22	\$13.13	\$14.66	\$17.15	\$19.96	\$25,420	\$27,312	\$30,490	\$35,667	\$41,525

Occupational Code	Occupational Title	Employment Estimate	Employment Percentage Relative Standard Error	Average Hourly Wage	Average Annual Wage	Wage Percentage Relative Standard Error	10th Percentile (Hourly)	25th Percentile (Hourly)	50th Percentile (Hourly)	75th Percentile (Hourly)	90th Percentile (Hourly)	10th Percentile (Annual)	25th Percentile (Annual)	50th Percentile (Annual)	75th Percentile (Annual)	90th Percentile (Annual)
21-1014	Mental Health Counselors	1,530	13.17	\$20.58	\$42,798	3.3	\$13.10	\$15.57	\$18.40	\$24.07	\$30.69	\$27,250	\$32,388	\$38,267	\$50,059	\$63,845
21-1015	Rehabilitation Counselors	580	22.2	\$24.12	\$50,162	18.8	\$12.07	\$13.63	\$19.03	\$24.13	\$32.44	\$25,104	\$28,358	\$39,589	\$50,195	\$67,474
21-1019	Counselors, All Other	40	16.81													
21-1021	Child, Family, and School Social Workers	2,200	6.34	\$25.33	\$52,683	4.02	\$14.50	\$17.83	\$22.53	\$31.26	\$41.66	\$30,156	\$37,078	\$46,863	\$65,028	\$86,662
21-1022	Healthcare Social Workers	1,190	8.9	\$22.79	\$47,398	1.71	\$14.53	\$17.67	\$22.41	\$26.69	\$31.52	\$30,230	\$36,758	\$46,616	\$55,508	\$65,571
21-1023	Mental Health and Substance Abuse Social Workers	1,410	15.4	\$16.70	\$34,742	2.58	\$10.76	\$12.19	\$14.25	\$19.59	\$27.36	\$22,376	\$25,363	\$29,647	\$40,746	\$56,899
21-1029	Social Workers, All Other	430	10.19	\$22.91	\$47,661	5.02	\$13.43	\$15.85	\$21.41	\$29.62	\$35.51	\$27,930	\$32,965	\$44,539	\$61,611	\$73,854
21-1091	Health Educators	290	15.18	\$27.79	\$57,807	3.51	\$15.16	\$20.04	\$25.67	\$35.00	\$45.03	\$31,523	\$41,687	\$53,402	\$72,792	\$93,669
21-1092	Probation Officers and Correctional Treatment Specialists	1,120	8.69	\$25.06	\$52,125	4.74	\$13.83	\$19.82	\$23.82	\$31.23	\$37.23	\$28,756	\$41,217	\$49,556	\$64,951	\$77,439
21-1093	Social and Human Service Assistants	1,690	12.77	\$14.62	\$30,412	4.29	\$9.44	\$10.82	\$13.98	\$17.86	\$20.76	\$19,635	\$22,508	\$29,075	\$37,140	\$43,183
21-1798	Community and Social Service Specialists, All Other*	970	9.17	\$19.75	\$41,070	3.05	\$11.75	\$14.51	\$18.06	\$22.89	\$29.85	\$24,430	\$30,187	\$37,571	\$47,605	\$62,096
21-2011	Clergy	290	23.43	\$24.07	\$50,061	2.02	\$14.96	\$18.34	\$23.59	\$28.16	\$33.06	\$31,113	\$38,144	\$49,073	\$58,577	\$68,767
21-2099	Religious Workers, All Other			\$19.12	\$39,761	11.36	\$10.97	\$12.20	\$17.30	\$23.70	\$33.98	\$22,808	\$25,373	\$35,976	\$49,303	\$70,686
23-0000	Legal Occupations	13,620	5.57	\$46.66	\$97,051	6.62	\$18.09	\$24.30	\$34.66	\$60.62		\$37,637	\$50,546	\$72,092	\$126,081	
23-1011	Lawyers	7,550	6.79	\$62.51	\$130,029	7.34	\$26.33	\$34.80	\$54.31			\$54,767	\$72,376	\$112,971		
23-1012	Judicial Law Clerks	180	22.9	\$22.08	\$45,925	2.85	\$16.05	\$18.50	\$23.10	\$24.31	\$28.47	\$33,392	\$38,489	\$48,056	\$50,561	\$59,212
23-1022	Arbitrators, Mediators, and Conciliators			\$34.54	\$71,853	3.95	\$26.69	\$28.60	\$30.98	\$41.18	\$48.42	\$55,514	\$59,481	\$64,442	\$85,649	\$100,714
23-1023	Judges, Magistrate Judges, and Magistrates	250	3.85	\$60.72	\$126,294	2.9	\$53.42	\$57.69	\$62.43	\$63.60	\$67.81	\$111,116	\$120,005	\$129,859	\$132,283	\$141,045
23-2011	Paralegals and Legal Assistants*	3,730	14.61	\$24.16	\$50,254	4	\$15.73	\$18.40	\$22.68	\$29.17	\$35.38	\$32,722	\$38,278	\$47,184	\$60,683	\$73,600
23-2091	Court Reporters	310	40.55	\$39.89	\$82,972	9.96	\$24.46	\$29.80	\$40.54	\$51.04	\$55.51	\$50,874	\$61,976	\$84,320	\$106,160	\$115,466
23-2093	Title Examiners, Abstractors, and Searchers	920	27.8	\$23.03	\$47,894	4.06	\$14.29	\$16.83	\$22.21	\$29.36	\$33.90	\$29,715	\$35,001	\$46,202	\$61,079	\$70,522
23-2099	Legal Support Workers, All Other			\$23.79	\$49,480	5.98	\$13.53	\$16.53	\$22.61	\$28.13	\$37.22	\$28,147	\$34,384	\$47,021	\$58,515	\$77,409
25-0000	Education, Training, and Library Occupations	62,660	1.46	\$25.40	\$52,826	3.95	\$12.40	\$16.88	\$22.64	\$30.59	\$39.02	\$25,795	\$35,104	\$47,100	\$63,619	\$81,152
25-1011	Business Teachers, Postsecondary	540	4.64		\$93,950	13.1						\$40,201	\$49,322	\$76,134	\$123,252	
25-1021	Computer Science Teachers, Postsecondary	200	4.54		\$67,070	5.45						\$37,755	\$45,829	\$58,683	\$79,414	\$114,514
25-1022	Mathematical Science Teachers, Postsecondary	300	6.97		\$54,347	9.29						\$32,872	\$37,460	\$45,602	\$59,849	\$93,009
25-1031	Architecture Teachers, Postsecondary				\$67,053	4.26						\$37,567	\$52,542	\$65,345	\$78,462	\$101,160
25-1032	Engineering Teachers, Postsecondary	360	0		\$88,828	4.95						\$42,929	\$58,018	\$83,590	\$111,159	\$143,072
25-1042	Biological Science Teachers, Postsecondary	280	5.14		\$65,959	6.63						\$35,243	\$41,115	\$49,792	\$84,002	\$116,829
25-1051	Atmospheric, Earth, Marine, and Space Sciences Teachers, Postsecondary	100	5.68		\$53,991	4.85						\$35,132	\$41,596	\$51,460	\$65,977	\$72,995
25-1052	Chemistry Teachers, Postsecondary	200	4.33		\$83,804	7.37						\$35,766	\$45,750	\$76,116	\$111,539	\$146,584
25-1053	Environmental Science Teachers, Postsecondary	50	7.94		\$78,877	9.23						\$42,839	\$51,697	\$73,913	\$100,049	\$130,882
25-1054	Physics Teachers, Postsecondary	110	8.55		\$87,484	7.07						\$34,681	\$49,080	\$78,937	\$118,080	\$149,666
25-1061	Anthropology and Archeology Teachers, Postsecondary	50	8.47		\$59,944	10.49						\$39,430	\$43,269	\$51,971	\$74,662	\$87,890
25-1062	Area, Ethnic, and Cultural Studies Teachers, Postsecondary	50	15.29		\$57,489	10.69						\$40,174	\$43,724	\$51,721	\$65,779	\$75,395
25-1063	Economics Teachers, Postsecondary	110	11.82		\$76,501	6.46						\$38,864	\$48,958	\$71,713	\$92,175	\$133,635

Occupational Code	Occupational Title	Employment Estimate	Employment Percentage Relative Standard Error	Average Hourly Wage	Average Annual Wage	Wage Percentage Relative Standard Error	10th Percentile (Hourly)	25th Percentile (Hourly)	50th Percentile (Hourly)	75th Percentile (Hourly)	90th Percentile (Hourly)	10th Percentile (Annual)	25th Percentile (Annual)	50th Percentile (Annual)	75th Percentile (Annual)	90th Percentile (Annual)
25-1064	Geography Teachers, Postsecondary	50	3.67		\$60,704	4.25						\$35,524	\$44,559	\$58,997	\$73,117	\$91,152
25-1065	Political Science Teachers, Postsecondary	110	9.51		\$98,597	19.14						\$39,712	\$46,171	\$83,271	\$125,242	
25-1066	Psychology Teachers, Postsecondary	370	2.14		\$98,172	14.45						\$39,607	\$47,974	\$82,855	\$141,481	
25-1067	Sociology Teachers, Postsecondary	90	5.72		\$58,882	7.31						\$37,484	\$43,441	\$52,257	\$68,484	\$95,280
25-1069	Social Sciences Teachers, Postsecondary, All Other			\$35.23	\$73,283	6.73	\$20.46	\$24.17	\$31.53	\$40.14	\$56.23	\$42,553	\$50,278	\$65,575	\$83,498	\$116,950
25-1072	Nursing Instructors and Teachers, Postsecondary	660	37.28		\$66,710	4.19						\$41,935	\$53,929	\$64,934	\$80,227	\$96,444
25-1081	Education Teachers, Postsecondary	310	2.29		\$67,966	6.06						\$42,691	\$49,083	\$60,836	\$81,590	\$108,983
25-1111	Criminal Justice and Law Enforcement Teachers, Postsecondary	80	9.66		\$58,537	4.99						\$39,591	\$42,980	\$51,641	\$71,426	\$87,716
25-1112	Law Teachers, Postsecondary	110	2.29		\$143,346	14.24						\$50,303	\$70,258	\$140,004		
25-1113	Social Work Teachers, Postsecondary	110	0.01		\$73,906	2.46						\$40,810	\$44,808	\$58,665	\$100,299	\$130,247
25-1121	Art, Drama, and Music Teachers, Postsecondary	730	19.68		\$55,913	4.98						\$34,584	\$43,014	\$49,698	\$66,469	\$84,636
25-1122	Communications Teachers, Postsecondary	250	4.44		\$60,239	11.1						\$39,911	\$43,022	\$47,642	\$74,529	\$100,512
25-1123	English Language and Literature Teachers, Postsecondary	470	7.48		\$55,732	9.01						\$34,146	\$39,790	\$46,230	\$62,702	\$90,010
25-1124	Foreign Language and Literature Teachers, Postsecondary	200	9.2		\$56,485	9.63						\$33,491	\$37,930	\$47,077	\$66,626	\$96,796
25-1125	History Teachers, Postsecondary	130	10.45		\$55,247	5.67						\$32,814	\$39,195	\$49,094	\$70,469	\$88,188
25-1126	Philosophy and Religion Teachers, Postsecondary	270	23.95		\$65,196	5.08						\$41,686	\$47,483	\$59,163	\$74,488	\$97,762
25-1193	Recreation and Fitness Studies Teachers, Postsecondary	40	10.83													
25-1194	Vocational Education Teachers, Postsecondary	1,210	21.58													
25-1199	Postsecondary Teachers, All Other	1,670	37.24		\$48,774	5.34						\$39,429	\$42,557	\$45,937	\$50,446	\$59,489
25-2011	Preschool Teachers, Except Special Education	2,360	13.24	\$14.42	\$29,993	6.39	\$8.86	\$10.90	\$13.23	\$16.65	\$21.64	\$18,430	\$22,678	\$27,512	\$34,633	\$45,003
25-2012	Kindergarten Teachers, Except Special Education	1,450	1.73		\$52,181	1.75						\$35,112	\$41,225	\$50,801	\$62,276	\$72,870
25-2021	Elementary School Teachers, Except Special Education	10,720	1.72		\$52,620	2.2						\$34,905	\$41,353	\$51,112	\$63,570	\$73,751
25-2022	Middle School Teachers, Except Special and Career/Technical Education	6,080	2.99		\$53,245	1.63						\$36,153	\$41,860	\$51,552	\$63,773	\$74,286
25-2031	Secondary School Teachers, Except Special and Career/Technical Education	7,640	2.2		\$55,214	1.62						\$37,136	\$43,430	\$54,252	\$66,560	\$75,562
25-2032	Career/Technical Education Teachers, Secondary School	270	5.07		\$60,435	1.93						\$42,359	\$51,349	\$60,238	\$70,931	\$81,156
25-2041	Special Education Teachers, Preschool, Kindergarten, and Elementary School*	1,520	2.89		\$55,372	1.59						\$35,678	\$42,728	\$54,748	\$67,532	\$78,067
25-2053	Special Education Teachers, Middle School	810	1.9		\$55,399	1.51						\$37,106	\$43,329	\$55,221	\$67,202	\$74,850
25-2054	Special Education Teachers, Secondary School	920	1.24		\$58,690	1.58						\$39,244	\$47,214	\$59,177	\$70,307	\$80,036
25-3011	Adult Basic and Secondary Education and Literacy Teachers and Instructors	390	25.78	\$20.25	\$42,122	3.86	\$13.45	\$15.38	\$17.96	\$25.48	\$29.76	\$27,967	\$31,988	\$37,347	\$53,008	\$61,898

Occupational Code	Occupational Title	Employment Estimate	Employment Percentage Relative Standard Error	Average Hourly Wage	Average Annual Wage	Wage Percentage Relative Standard Error	10th Percentile (Hourly)	25th Percentile (Hourly)	50th Percentile (Hourly)	75th Percentile (Hourly)	90th Percentile (Hourly)	10th Percentile (Annual)	25th Percentile (Annual)	50th Percentile (Annual)	75th Percentile (Annual)	90th Percentile (Annual)
25-3021	Self-Enrichment Education Teachers	2,390	13.25	\$17.69	\$36,800	6.48	\$9.00	\$11.88	\$15.51	\$21.75	\$29.10	\$18,725	\$24,714	\$32,263	\$45,249	\$60,523
25-3999	Teachers and Instructors, All Other*	3,290	5.12		\$49,282	3.23						\$24,612	\$34,289	\$49,218	\$63,416	\$75,698
25-4011	Archivists	20	13.27	\$25.04	\$52,092	6.48	\$14.67	\$17.66	\$24.37	\$30.83	\$40.24	\$30,506	\$36,736	\$50,693	\$64,126	\$83,699
25-4012	Curators	90	9.45	\$28.17	\$58,590	3.01	\$17.68	\$21.27	\$27.17	\$34.58	\$42.75	\$36,777	\$44,238	\$56,504	\$71,933	\$88,912
25-4013	Museum Technicians and Conservators	240	1.57	\$20.76	\$43,180	2.36	\$14.75	\$16.50	\$19.04	\$22.83	\$28.45	\$30,690	\$34,314	\$39,608	\$47,480	\$59,174
25-4021	Librarians	1,280	2.25	\$30.66	\$63,773	3.72	\$17.35	\$21.61	\$28.32	\$39.03	\$49.08	\$36,091	\$44,955	\$58,896	\$81,191	\$102,091
25-4031	Library Technicians	790	4.25	\$16.52	\$34,356	2.06	\$11.18	\$13.33	\$16.22	\$19.23	\$22.38	\$23,253	\$27,723	\$33,737	\$39,989	\$46,540
25-9011	Audio-Visual and Multimedia Collections Specialists			\$18.55	\$38,581	6.07	\$8.14	\$11.85	\$18.47	\$25.36	\$28.70	\$16,939	\$24,642	\$38,419	\$52,743	\$59,689
25-9031	Instructional Coordinators	1,250	6.9	\$30.84	\$64,140	3.35	\$18.14	\$22.98	\$29.70	\$37.81	\$48.08	\$37,731	\$47,799	\$61,780	\$78,648	\$100,008
25-9041	Teacher Assistants	8,190	3.13		\$28,408	2.4						\$20,305	\$23,255	\$27,407	\$32,325	\$39,309
25-9099	Education, Training, and Library Workers, All Other			\$15.69	\$32,643	8.98	\$9.87	\$10.50	\$11.48	\$17.42	\$27.76	\$20,539	\$21,832	\$23,868	\$36,242	\$57,731
27-0000	Arts, Design, Entertainment, Sports, and Media Occupations	21,810	4.01	\$25.63	\$53,313	2.4	\$10.02	\$14.87	\$22.03	\$31.71	\$42.99	\$20,844	\$30,928	\$45,821	\$65,967	\$89,429
27-1011	Art Directors	310	17.07	\$35.69	\$74,230	5.64	\$18.16	\$24.34	\$35.19	\$44.08	\$54.09	\$37,771	\$50,624	\$73,198	\$91,692	\$112,508
27-1012	Craft Artists	10	0.13	\$16.47	\$34,251	2.38	\$8.57	\$13.88	\$16.58	\$19.93	\$23.26	\$17,817	\$28,860	\$34,483	\$41,465	\$48,371
27-1013	Fine Artists, Including Painters, Sculptors, and Illustrators	30	46.83													
27-1014	Multimedia Artists and Animators	140	21.75	\$26.40	\$54,917	3.49	\$17.86	\$20.67	\$25.54	\$30.66	\$35.58	\$37,157	\$42,997	\$53,119	\$63,783	\$74,013
27-1019	Artists and Related Workers, All Other	130	34.95	\$21.48	\$44,675	4.72	\$14.78	\$16.16	\$17.92	\$22.42	\$36.69	\$30,742	\$33,606	\$37,268	\$46,636	\$76,313
27-1021	Commercial and Industrial Designers	190	27.88	\$29.54	\$61,442	5.72	\$19.65	\$21.74	\$24.97	\$35.74	\$49.04	\$40,879	\$45,225	\$51,929	\$74,329	\$101,996
27-1022	Fashion Designers	70	39.53	\$31.69	\$65,912	14.66	\$14.87	\$19.77	\$27.47	\$40.03	\$56.11	\$30,932	\$41,124	\$57,136	\$83,268	\$116,713
27-1023	Floral Designers	450	18.41	\$13.22	\$27,500	4.36	\$8.19	\$9.48	\$12.66	\$16.37	\$19.17	\$17,038	\$19,721	\$26,332	\$34,045	\$39,874
27-1024	Graphic Designers	2,210	14.22	\$21.59	\$44,906	2.09	\$12.52	\$15.41	\$20.34	\$26.76	\$32.50	\$26,033	\$32,054	\$42,306	\$55,656	\$67,591
27-1025	Interior Designers	640	25.06	\$23.94	\$49,788	5.16	\$14.79	\$17.22	\$20.91	\$27.82	\$40.31	\$30,770	\$35,813	\$43,492	\$57,876	\$83,841
27-1026	Merchandise Displayers and Window Trimmers	920	20.69	\$12.36	\$25,707	3.28	\$8.60	\$10.42	\$12.42	\$13.96	\$15.67	\$17,880	\$21,667	\$25,825	\$29,034	\$32,596
27-1027	Set and Exhibit Designers	30	29.69	\$19.20	\$39,931	5.45	\$12.75	\$13.69	\$15.42	\$25.36	\$31.37	\$26,515	\$28,479	\$32,082	\$52,751	\$65,252
27-1029	Designers, All Other			\$12.18	\$25,327	13.24	\$7.70	\$8.37	\$12.19	\$14.14	\$20.07	\$16,015	\$17,418	\$25,350	\$29,413	\$41,750
27-2011	Actors	150	25.43	\$19.47		8.08	\$7.64	\$9.16	\$20.90	\$26.27	\$28.49					
27-2012	Producers and Directors	830	25.19	\$30.58	\$63,604	3.73	\$13.68	\$20.31	\$26.26	\$38.72	\$50.82	\$28,463	\$42,250	\$54,614	\$80,534	\$105,711
27-2021	Athletes and Sports Competitors				\$141,709	25.15						\$16,102	\$36,044	\$157,999		
27-2022	Coaches and Scouts	2,180	15.24		\$33,677	8.99						\$16,366	\$18,317	\$24,831	\$37,817	\$54,663
27-2023	Umpires, Referees, and Other Sports Officials	320	16.94		\$25,664	4.45						\$16,245	\$19,454	\$22,570	\$27,494	\$42,096
27-2041	Music Directors and Composers			\$16.20	\$33,688	6.58	\$8.60	\$12.57	\$14.20	\$20.46	\$24.85	\$17,888	\$26,142	\$29,542	\$42,562	\$51,686
27-2042	Musicians and Singers	210	12.25	\$28.31		13.16	\$8.29	\$14.70	\$25.68	\$40.09	\$52.71					
27-2099	Entertainers and Performers, Sports and Related Workers, All Other			\$18.66		6.01	\$10.60	\$12.61	\$18.80	\$21.85	\$31.15					
27-3011	Radio and Television Announcers	380	24.83	\$23.88	\$49,661	11.41	\$8.31	\$10.49	\$16.37	\$28.42	\$42.31	\$17,282	\$21,826	\$34,043	\$59,120	\$88,005
27-3012	Public Address System and Other Announcers			\$26.17	\$54,425	9.98	\$11.34	\$21.40	\$27.14	\$33.31	\$38.97	\$23,592	\$44,520	\$56,457	\$69,291	\$81,061
27-3021	Broadcast News Analysts			\$52.69	\$109,595	15.52	\$21.75	\$26.44	\$38.14	\$69.57		\$45,231	\$55,002	\$79,327	\$144,703	
27-3022	Reporters and Correspondents			\$32.19	\$66,951	9.23	\$14.91	\$18.53	\$30.09	\$36.64	\$56.67	\$31,014	\$38,547	\$62,591	\$76,221	\$117,877
27-3031	Public Relations Specialists	5,300	5.86	\$30.32	\$63,063	2.02	\$15.82	\$19.97	\$27.26	\$36.92	\$49.17	\$32,907	\$41,540	\$56,697	\$76,802	\$102,264

Occupational Code	Occupational Title	Employment Estimate	Employment Percentage Relative Standard Error	Average Hourly Wage	Average Annual Wage	Wage Percentage Relative Standard Error	10th Percentile (Hourly)	25th Percentile (Hourly)	50th Percentile (Hourly)	75th Percentile (Hourly)	90th Percentile (Hourly)	10th Percentile (Annual)	25th Percentile (Annual)	50th Percentile (Annual)	75th Percentile (Annual)	90th Percentile (Annual)
29-2011	Medical and Clinical Laboratory Technologists	2,090	6.62	\$27.49	\$57,184	2.29	\$16.48	\$21.80	\$28.07	\$33.37	\$38.20	\$34,279	\$45,342	\$58,384	\$69,402	\$79,465
29-2012	Medical and Clinical Laboratory Technicians	1,160	8.88	\$20.74	\$43,142	2.92	\$13.43	\$15.74	\$18.58	\$24.23	\$31.02	\$27,933	\$32,740	\$38,640	\$50,392	\$64,526
29-2021	Dental Hygienists	2,080	19.58	\$36.61	\$76,140	3.68	\$27.92	\$34.09	\$38.37	\$41.68	\$44.26	\$58,067	\$70,901	\$79,815	\$86,696	\$92,059
29-2031	Cardiovascular Technologists and Technicians	340	25.47	\$26.52	\$55,165	2.16	\$17.09	\$20.12	\$24.69	\$33.34	\$39.30	\$35,548	\$41,842	\$51,350	\$69,355	\$81,754
29-2032	Diagnostic Medical Sonographers	560	19.1	\$38.06	\$79,169	4.08	\$28.03	\$31.53	\$36.46	\$46.23	\$52.69	\$58,302	\$65,578	\$75,836	\$96,159	\$109,599
29-2033	Nuclear Medicine Technologists	130	15.73	\$38.10	\$79,245	2.33	\$30.84	\$34.47	\$38.64	\$42.94	\$47.38	\$64,155	\$71,693	\$80,364	\$89,319	\$98,560
29-2037	Radiologic Technologists and Technicians*	1,580	10.1	\$28.42	\$59,118	2.75	\$17.79	\$21.67	\$28.82	\$34.98	\$40.11	\$37,004	\$45,084	\$59,941	\$72,758	\$83,420
29-2041	Emergency Medical Technicians and Paramedics	1,450	10.72	\$18.23	\$37,915	3.27	\$10.15	\$12.29	\$16.92	\$22.78	\$30.54	\$21,113	\$25,556	\$35,198	\$47,390	\$63,528
29-2051	Dietetic Technicians			\$9.86	\$20,513	6.27	\$7.76	\$8.26	\$9.09	\$10.58	\$13.63	\$16,134	\$17,179	\$18,917	\$21,997	\$28,346
29-2052	Pharmacy Technicians	2,220	9.1	\$15.33	\$31,890	1.27	\$10.66	\$12.78	\$15.34	\$17.78	\$20.19	\$22,174	\$26,586	\$31,912	\$36,986	\$42,000
29-2053	Psychiatric Technicians	190	36.34	\$15.21	\$31,638	3.12	\$10.93	\$13.08	\$15.48	\$17.55	\$19.80	\$22,734	\$27,206	\$32,192	\$36,507	\$41,184
29-2055	Surgical Technologists	680	17.65	\$21.92	\$45,586	3.1	\$16.34	\$18.31	\$21.50	\$24.98	\$28.68	\$33,979	\$38,083	\$44,716	\$51,957	\$59,649
29-2056	Veterinary Technologists and Technicians	1,180	22.02	\$14.67	\$30,509	1.98	\$11.65	\$12.74	\$14.22	\$16.48	\$18.75	\$24,242	\$26,491	\$29,585	\$34,275	\$38,996
29-2061	Licensed Practical and Licensed Vocational Nurses	2,820	6.29	\$22.27	\$46,316	0.9	\$17.73	\$19.93	\$22.16	\$25.06	\$27.94	\$36,887	\$41,444	\$46,097	\$52,129	\$58,118
29-2071	Medical Records and Health Information Technicians	1,440	8.71	\$19.56	\$40,685	2.11	\$12.50	\$14.81	\$18.38	\$23.64	\$28.43	\$25,990	\$30,801	\$38,232	\$49,182	\$59,135
29-2081	Opticians, Dispensing	560	25.35	\$18.41	\$38,295	11.88	\$11.13	\$12.73	\$16.70	\$21.27	\$24.06	\$23,144	\$26,470	\$34,732	\$44,236	\$50,050
29-2091	Orthotists and Prosthetists	30	3.63	\$25.99	\$54,069	5.44	\$18.82	\$20.31	\$22.64	\$27.12	\$39.05	\$39,136	\$42,235	\$47,099	\$56,408	\$81,234
29-2799	Health Technologists and Technicians, All Other*	690	13.94	\$21.54	\$44,812	2.53	\$14.78	\$16.73	\$20.14	\$25.42	\$30.26	\$30,747	\$34,789	\$41,892	\$52,879	\$62,935
29-9011	Occupational Health and Safety Specialists	500	9.5	\$37.09	\$77,147	1.86	\$22.11	\$28.49	\$37.19	\$44.32	\$51.06	\$45,992	\$59,267	\$77,347	\$92,186	\$106,203
29-9012	Occupational Health and Safety Technicians	50	24.26	\$25.71	\$53,473	2.76	\$18.09	\$22.25	\$24.98	\$27.88	\$36.09	\$37,621	\$46,273	\$51,948	\$57,997	\$75,067
29-9091	Athletic Trainers	80	22.41		\$50,178	8.74						\$31,673	\$36,564	\$43,855	\$55,556	\$67,841
29-9799	Healthcare Practitioners and Technical Workers, All Other*	270	21.95	\$33.73	\$70,166	5.15	\$16.74	\$21.63	\$33.24	\$46.12	\$52.06	\$34,825	\$44,997	\$69,144	\$95,922	\$108,292
31-0000	Healthcare Support Occupations	28,250	3.56	\$14.49	\$30,141	2.24	\$9.41	\$11.08	\$13.90	\$17.17	\$20.55	\$19,565	\$23,055	\$28,907	\$35,704	\$42,743
31-1011	Home Health Aides	7,940	7.98	\$11.01	\$22,906	2.82	\$8.13	\$9.22	\$10.53	\$12.17	\$15.12	\$16,902	\$19,170	\$21,905	\$25,313	\$31,458
31-1012	Nursing Aides, Orderlies, and Attendants*	9,400	6.2	\$14.05	\$29,234	1.47	\$10.62	\$12.16	\$13.92	\$15.98	\$17.83	\$22,088	\$25,283	\$28,946	\$33,246	\$37,095
31-2011	Occupational Therapy Assistants	190	41.47													
31-2012	Occupational Therapy Aides			\$17.35	\$36,098	9.3	\$12.44	\$14.91	\$18.17	\$20.39	\$21.81	\$25,875	\$31,008	\$37,788	\$42,418	\$45,359
31-2021	Physical Therapist Assistants			\$20.97	\$43,612	3.48	\$14.75	\$17.62	\$21.37	\$24.60	\$27.30	\$30,688	\$36,642	\$44,455	\$51,162	\$56,788
31-2022	Physical Therapist Aides	350	42.53	\$14.13	\$29,390	3.66	\$11.36	\$12.36	\$13.66	\$15.65	\$18.38	\$23,625	\$25,704	\$28,407	\$32,546	\$38,231
31-9011	Massage Therapists	720	21.54	\$20.73	\$43,117	9.84	\$9.33	\$12.89	\$18.82	\$30.28	\$35.14	\$19,404	\$26,806	\$39,154	\$62,974	\$73,095
31-9091	Dental Assistants	3,090	14.12	\$19.95	\$41,505	4.24	\$15.53	\$17.20	\$19.65	\$22.47	\$25.82	\$32,306	\$36,776	\$40,868	\$46,746	\$53,704
31-9092	Medical Assistants	3,270	5.47	\$16.49	\$34,300	3.07	\$11.73	\$13.85	\$16.20	\$18.33	\$21.95	\$24,401	\$28,798	\$33,697	\$38,132	\$45,647
31-9093	Medical Equipment Preparers	310	4.93	\$16.01	\$33,304	2.03	\$11.75	\$13.34	\$15.72	\$18.11	\$20.87	\$24,442	\$27,744	\$32,687	\$37,660	\$43,411
31-9094	Medical Transcriptionists	560	22.69	\$16.93	\$35,206	3.07	\$10.57	\$13.75	\$17.01	\$20.36	\$22.84	\$21,993	\$28,610	\$35,389	\$42,339	\$47,513
31-9095	Pharmacy Aides	170	43.28	\$15.39	\$32,018	3.18	\$9.16	\$12.41	\$16.85	\$18.54	\$19.60	\$19,047	\$25,804	\$35,050	\$38,563	\$40,775
31-9096	Veterinary Assistants and Laboratory Animal Caretakers			\$9.64	\$20,057	6.37	\$7.75	\$8.42	\$9.60	\$10.87	\$11.76	\$16,121	\$17,517	\$19,959	\$22,617	\$24,454
31-9799	Healthcare Support Workers, All Other*	1,740	14.65	\$15.54	\$32,327	1.71	\$11.80	\$12.97	\$14.80	\$17.29	\$20.53	\$24,552	\$26,968	\$30,778	\$35,956	\$42,698

Occupational Code	Occupational Title	Employment Estimate	Employment Percentage Relative Standard Error	Average Hourly Wage	Average Annual Wage	Wage Percentage Relative Standard Error	10th Percentile (Hourly)	25th Percentile (Hourly)	50th Percentile (Hourly)	75th Percentile (Hourly)	90th Percentile (Hourly)	10th Percentile (Annual)	25th Percentile (Annual)	50th Percentile (Annual)	75th Percentile (Annual)	90th Percentile (Annual)
33-0000	Protective Service Occupations	27,610	2.98	\$21.18	\$44,048	4.22	\$8.90	\$11.60	\$18.74	\$30.18	\$36.93	\$18,515	\$24,136	\$38,985	\$62,771	\$76,810
33-1011	First-Line Supervisors of Correctional Officers	130	9.42	\$32.56	\$67,734	3.41	\$14.12	\$26.45	\$32.20	\$38.51	\$46.85	\$29,362	\$55,016	\$66,966	\$80,098	\$97,439
33-1012	First-Line Supervisors of Police and Detectives	690	1.76	\$45.25	\$94,111	1.28	\$37.01	\$39.96	\$43.59	\$50.38	\$56.83	\$76,986	\$83,109	\$90,677	\$104,798	\$118,213
33-1021	First-Line Supervisors of Fire Fighting and Prevention Workers	460	5.19	\$38.92	\$80,956	2.89	\$27.21	\$35.82	\$40.11	\$43.81	\$47.13	\$56,589	\$74,512	\$83,429	\$91,122	\$98,023
33-1099	First-Line Supervisors of Protective Service Workers, All Other	630	11.72	\$24.77	\$51,519	5.12	\$13.68	\$16.83	\$21.87	\$28.39	\$46.74	\$28,459	\$34,999	\$45,486	\$59,061	\$97,212
33-2011	Firefighters	2,090	6.53	\$27.14	\$56,448	2.63	\$14.01	\$21.25	\$29.67	\$33.91	\$36.72	\$29,148	\$44,208	\$61,709	\$70,540	\$76,374
33-2021	Fire Inspectors and Investigators			\$33.05	\$68,744	2.25	\$24.61	\$28.09	\$33.01	\$38.93	\$43.79	\$51,188	\$58,437	\$68,658	\$80,968	\$91,087
33-3011	Bailiffs	60	1.72	\$19.93	\$41,455	2.35	\$15.33	\$16.45	\$18.23	\$23.29	\$27.24	\$31,884	\$34,223	\$37,916	\$48,453	\$56,662
33-3012	Correctional Officers and Jailers	1,910	6.34													
33-3021	Detectives and Criminal Investigators	1,110	4.23	\$40.40	\$84,028	2.92	\$27.07	\$32.57	\$38.80	\$44.98	\$59.81	\$56,314	\$67,743	\$80,702	\$93,558	\$124,399
33-3051	Police and Sheriff's Patrol Officers	4,750	1.9	\$30.78	\$64,014	1.29	\$23.02	\$26.53	\$31.65	\$35.17	\$38.77	\$47,889	\$55,184	\$65,824	\$73,154	\$80,641
33-9011	Animal Control Workers	90	3.31	\$21.76	\$45,260	1.67	\$16.71	\$19.13	\$21.60	\$24.54	\$27.58	\$34,762	\$39,786	\$44,936	\$51,041	\$57,376
33-9021	Private Detectives and Investigators			\$25.88	\$53,824	7.62	\$14.83	\$18.89	\$24.26	\$33.44	\$39.76	\$30,853	\$39,289	\$50,462	\$69,554	\$82,707
33-9031	Gaming Surveillance Officers and Gaming Investigators			\$16.13	\$33,540	1.66	\$13.08	\$14.20	\$15.69	\$17.80	\$19.93	\$27,216	\$29,542	\$32,636	\$37,024	\$41,458
33-9032	Security Guards	10,290	7.12	\$14.26	\$29,670	3.51	\$7.96	\$10.18	\$13.06	\$17.20	\$21.75	\$16,558	\$21,179	\$27,169	\$35,783	\$45,230
33-9091	Crossing Guards	390	25.76	\$13.40	\$27,871	3.47	\$9.43	\$10.76	\$12.66	\$14.67	\$18.92	\$19,616	\$22,387	\$26,338	\$30,504	\$39,363
33-9092	Lifeguards, Ski Patrol, and Other Recreational Protective Service Workers	2,720	5.35	\$9.68	\$20,131	1.57	\$7.84	\$8.46	\$9.49	\$10.80	\$11.92	\$16,300	\$17,587	\$19,748	\$22,458	\$24,801
33-9099	Protective Service Workers, All Other*	1,320	1.37	\$15.50	\$32,238	2.02	\$9.95	\$11.57	\$13.80	\$17.78	\$24.92	\$20,699	\$24,067	\$28,694	\$36,977	\$51,837
35-0000	Food Preparation and Serving Related Occupations	104,930	1.3	\$10.60	\$22,056	1.74	\$7.62	\$8.09	\$9.04	\$11.42	\$16.13	\$15,840	\$16,818	\$18,812	\$23,747	\$33,553
35-1011	Chefs and Head Cooks	900	14.74	\$22.79	\$47,400	3.6	\$13.91	\$17.29	\$21.61	\$27.36	\$33.43	\$28,937	\$35,960	\$44,948	\$56,919	\$69,528
35-1012	First-Line Supervisors of Food Preparation and Serving Workers	7,750	6.9	\$16.44	\$34,192	2.65	\$10.20	\$12.22	\$15.54	\$19.87	\$24.12	\$21,217	\$25,414	\$32,327	\$41,336	\$50,167
35-2011	Cooks, Fast Food	1,880	43.91	\$8.57	\$17,834	2.35	\$7.73	\$8.08	\$8.63	\$9.18	\$9.62	\$16,074	\$16,807	\$17,952	\$19,098	\$20,014
35-2012	Cooks, Institution and Cafeteria	2,400	7.68	\$13.55	\$28,183	2.8	\$8.79	\$10.52	\$13.03	\$16.13	\$19.25	\$18,289	\$21,873	\$27,109	\$33,560	\$40,030
35-2014	Cooks, Restaurant	10,930	5.85	\$10.68	\$22,205	2.48	\$7.82	\$8.73	\$10.42	\$12.43	\$14.10	\$16,276	\$18,157	\$21,675	\$25,846	\$29,334
35-2015	Cooks, Short Order	960	43.9	\$10.09	\$20,989	8.46	\$7.49	\$7.66	\$9.22	\$11.86	\$14.69	\$15,578	\$15,932	\$19,179	\$24,678	\$30,556
35-2019	Cooks, All Other	50	10.56	\$13.31	\$27,679	4.34	\$10.37	\$11.70	\$13.48	\$14.99	\$15.89	\$21,573	\$24,333	\$28,045	\$31,176	\$33,054
35-2021	Food Preparation Workers	4,910	18.98	\$10.40	\$21,641	2.92	\$7.84	\$8.62	\$9.99	\$11.67	\$13.90	\$16,305	\$17,921	\$20,770	\$24,277	\$28,914
35-3011	Bartenders	5,510	10.43	\$10.02	\$20,832	3.43	\$7.55	\$7.87	\$8.67	\$9.84	\$15.19	\$15,697	\$16,373	\$18,043	\$20,464	\$31,605
35-3021	Combined Food Preparation and Serving Workers, Including Fast Food	31,170	4.65	\$9.19	\$19,125	2.02	\$7.59	\$7.96	\$8.71	\$9.59	\$11.37	\$15,780	\$16,555	\$18,111	\$19,952	\$23,652
35-3022	Counter Attendants, Cafeteria, Food Concession, and Coffee Shop	2,790	28.79	\$8.86	\$18,436	3.53	\$7.55	\$7.91	\$8.61	\$9.37	\$11.39	\$15,705	\$16,452	\$17,916	\$19,486	\$23,691
35-3031	Waiters and Waitresses	19,430	5.77	\$11.31	\$23,534	6.3	\$7.54	\$7.83	\$8.66	\$12.17	\$19.89	\$15,680	\$16,287	\$18,020	\$25,305	\$41,371
35-3041	Food Servers, Nonrestaurant	2,840	11.48	\$10.51	\$21,866	2	\$7.66	\$8.37	\$10.04	\$12.37	\$14.44	\$15,931	\$17,412	\$20,879	\$25,721	\$30,035
35-9011	Dining Room and Cafeteria Attendants and Bartender Helpers	3,880	18.67	\$9.16	\$19,058	2.49	\$7.54	\$7.84	\$8.59	\$9.56	\$12.19	\$15,674	\$16,299	\$17,871	\$19,877	\$25,359
35-9021	Dishwashers	4,870	11.25	\$8.76	\$18,229	1.66	\$7.57	\$7.91	\$8.65	\$9.49	\$10.82	\$15,744	\$16,448	\$18,001	\$19,748	\$22,512
35-9031	Hosts and Hostesses, Restaurant, Lounge, and Coffee Shop	4,430	8.56	\$9.28	\$19,295	1.96	\$7.61	\$8.03	\$8.96	\$10.31	\$11.56	\$15,821	\$16,706	\$18,629	\$21,454	\$24,039

Occupational Code	Occupational Title	Employment Estimate	Employment Percentage Relative Standard Error	Average Hourly Wage	Average Annual Wage	Wage Percentage Relative Standard Error	10th Percentile (Hourly)	25th Percentile (Hourly)	50th Percentile (Hourly)	75th Percentile (Hourly)	90th Percentile (Hourly)	10th Percentile (Annual)	25th Percentile (Annual)	50th Percentile (Annual)	75th Percentile (Annual)	90th Percentile (Annual)
35-9099	Food Preparation and Serving Related Workers, All Other	240	41.54	\$10.56	\$21,967	7.63	\$7.84	\$8.63	\$9.97	\$11.20	\$13.10	\$16,316	\$17,947	\$20,734	\$23,297	\$27,243
37-0000	Building and Grounds Cleaning and Maintenance Occupations	39,150	3.69	\$11.86	\$24,661	1.6	\$7.90	\$8.76	\$10.58	\$13.71	\$17.85	\$16,442	\$18,222	\$22,003	\$28,516	\$37,121
37-1011	First-Line Supervisors of Housekeeping and Janitorial Workers	1,350	7.88	\$18.20	\$37,847	2.26	\$11.70	\$13.94	\$16.93	\$21.11	\$26.74	\$24,343	\$29,002	\$35,209	\$43,901	\$55,624
37-1012	First-Line Supervisors of Landscaping, Lawn Service, and Groundskeeping Workers	880	7.54	\$23.40	\$48,669	2.88	\$14.05	\$16.70	\$21.82	\$29.13	\$36.05	\$29,217	\$34,745	\$45,382	\$60,598	\$74,988
37-2011	Janitors and Cleaners, Except Maids and Housekeeping Cleaners	20,040	6.06	\$10.90	\$22,666	2.25	\$7.83	\$8.51	\$9.85	\$12.74	\$15.68	\$16,285	\$17,710	\$20,479	\$26,507	\$32,619
37-2012	Maids and Housekeeping Cleaners	5,820	9.5	\$9.70	\$20,183	2.2	\$7.67	\$8.19	\$9.20	\$10.95	\$12.84	\$15,957	\$17,033	\$19,135	\$22,776	\$26,709
37-2021	Pest Control Workers			\$19.05	\$39,625	7.28	\$11.86	\$15.27	\$17.58	\$21.35	\$31.73	\$24,669	\$31,759	\$36,574	\$44,413	\$65,993
37-3011	Landscaping and Groundskeeping Workers	10,540	3.43	\$12.76	\$26,537	1.78	\$8.41	\$9.81	\$11.52	\$14.90	\$19.18	\$17,500	\$20,400	\$23,957	\$30,991	\$39,884
37-3012	Pesticide Handlers, Sprayers, and Applicators, Vegetation	60	25.44	\$16.71	\$34,747	6.56	\$10.42	\$12.06	\$17.04	\$20.76	\$23.46	\$21,669	\$25,089	\$35,450	\$43,178	\$48,787
37-3013	Tree Trimmers and Pruners			\$17.04	\$35,441	4.7	\$12.85	\$14.33	\$16.01	\$20.06	\$22.82	\$26,736	\$29,813	\$33,310	\$41,726	\$47,459
39-0000	Personal Care and Service Occupations	31,380	3.86	\$12.83	\$26,694	2.06	\$7.75	\$8.66	\$10.77	\$14.82	\$21.15	\$16,118	\$18,012	\$22,409	\$30,824	\$43,995
39-1011	Gaming Supervisors	140	13.39	\$21.26	\$44,230	2.42	\$16.91	\$18.80	\$20.55	\$22.58	\$27.25	\$35,170	\$39,098	\$42,743	\$46,974	\$56,675
39-1012	Slot Supervisors	200	43.85	\$14.89	\$30,967	2.48	\$7.95	\$8.97	\$15.61	\$18.78	\$22.05	\$16,544	\$18,660	\$32,476	\$39,072	\$45,873
39-1021	First-Line Supervisors of Personal Service Workers	1,300	10.37	\$19.65	\$40,871	3.88	\$11.02	\$12.97	\$17.72	\$25.38	\$31.97	\$22,919	\$26,976	\$36,852	\$52,790	\$66,487
39-2011	Animal Trainers	90	39.72	\$12.26	\$25,500	15.89	\$7.73	\$8.33	\$9.39	\$14.13	\$18.09	\$16,069	\$17,319	\$19,530	\$29,383	\$37,629
39-2021	Nonfarm Animal Caretakers	1,090	15.08	\$10.78	\$22,431	3.85	\$7.90	\$8.52	\$9.57	\$11.29	\$15.94	\$16,432	\$17,724	\$19,912	\$23,489	\$33,160
39-3011	Gaming Dealers			\$9.92	\$20,631	5.1	\$7.49	\$7.73	\$8.44	\$9.35	\$16.88	\$15,582	\$16,076	\$17,561	\$19,452	\$35,107
39-3021	Motion Picture Projectionists	100	21.39	\$12.35	\$25,693	4.68	\$8.55	\$10.16	\$11.52	\$13.51	\$15.37	\$17,788	\$21,140	\$23,970	\$28,101	\$31,971
39-3031	Ushers, Lobby Attendants, and Ticket Takers	1,160	22.55	\$9.36	\$19,460	5.21	\$7.62	\$8.09	\$8.93	\$10.76	\$12.01	\$15,841	\$16,827	\$18,570	\$22,372	\$24,978
39-3091	Amusement and Recreation Attendants	2,300	12.08	\$9.45	\$19,647	2.2	\$7.56	\$7.88	\$9.05	\$10.47	\$11.52	\$15,731	\$16,391	\$18,820	\$21,771	\$23,960
39-3093	Locker Room, Coatroom, and Dressing Room Attendants			\$9.76	\$20,295	14.24	\$7.54	\$7.95	\$8.64	\$10.60	\$15.77	\$15,676	\$16,528	\$17,977	\$22,049	\$32,805
39-3099	Entertainment Attendants and Related Workers, All Other	560	3.07	\$9.14	\$19,020	1.99	\$7.54	\$7.79	\$8.66	\$9.70	\$11.91	\$15,679	\$16,198	\$18,020	\$20,178	\$24,783
39-4011	Embalmers			\$17.12	\$35,618	18.48	\$10.59	\$11.70	\$19.36	\$21.09	\$22.12	\$22,018	\$24,343	\$40,263	\$43,860	\$46,018
39-4021	Funeral Attendants			\$13.70	\$28,499	4.37	\$9.59	\$11.70	\$13.22	\$14.45	\$18.36	\$19,940	\$24,329	\$27,507	\$30,062	\$38,197
39-4831	Funeral Service Managers, Directors, Morticians, and Undertakers	50	47.3	\$21.19	\$44,085	9.43	\$10.99	\$15.22	\$18.33	\$31.87	\$35.51	\$22,866	\$31,662	\$38,134	\$66,287	\$73,851
39-5012	Hairdressers, Hairstylists, and Cosmetologists	3,560	12.91	\$13.67	\$28,435	6.56	\$7.79	\$8.95	\$12.59	\$15.70	\$21.88	\$16,208	\$18,623	\$26,188	\$32,655	\$45,513
39-5092	Manicurists and Pedicurists	360	27.47	\$11.55	\$24,022	9.69	\$7.57	\$7.86	\$9.54	\$13.64	\$20.06	\$15,745	\$16,352	\$19,838	\$28,377	\$41,729
39-5094	Skincare Specialists	680	27.52	\$18.84	\$39,182	10.32	\$9.81	\$14.51	\$17.79	\$20.76	\$28.95	\$20,399	\$30,183	\$37,010	\$43,191	\$60,225
39-6011	Baggage Porters and Bellhops	410	8.57	\$10.44	\$21,721	4.87	\$7.62	\$8.18	\$9.34	\$11.56	\$15.38	\$15,839	\$17,006	\$19,431	\$24,039	\$31,986
39-6012	Concierges	280	19.02	\$12.65	\$26,310	4.21	\$8.62	\$10.65	\$12.76	\$14.43	\$16.96	\$17,927	\$22,145	\$26,532	\$30,024	\$35,271
39-7011	Tour Guides and Escorts	140	24.92	\$14.21	\$29,564	6.01	\$8.58	\$10.36	\$13.59	\$16.67	\$21.66	\$17,839	\$21,557	\$28,278	\$34,679	\$45,060
39-9011	Childcare Workers	5,430	9.66	\$11.72	\$24,371	4.66	\$7.67	\$8.60	\$10.39	\$13.35	\$17.99	\$15,948	\$17,886	\$21,607	\$27,758	\$37,426
39-9021	Personal Care Aides	5,480	13.18	\$10.59	\$22,029	4.49	\$7.84	\$8.53	\$9.85	\$11.59	\$15.86	\$16,298	\$17,752	\$20,493	\$24,101	\$32,985
39-9031	Fitness Trainers and Aerobics Instructors	3,330	8.07	\$19.68	\$40,945	4.34	\$10.34	\$13.25	\$17.40	\$24.36	\$33.42	\$21,497	\$27,554	\$36,184	\$50,664	\$69,509

Occupational Code	Occupational Title	Employment Estimate	Employment Percentage Relative Standard Error	Average Hourly Wage	Average Annual Wage	Wage Percentage Relative Standard Error	10th Percentile (Hourly)	25th Percentile (Hourly)	50th Percentile (Hourly)	75th Percentile (Hourly)	90th Percentile (Hourly)	10th Percentile (Annual)	25th Percentile (Annual)	50th Percentile (Annual)	75th Percentile (Annual)	90th Percentile (Annual)
39-9032	Recreation Workers	2,580	10.67	\$12.56	\$26,131	2.62	\$7.77	\$8.78	\$10.90	\$14.72	\$19.82	\$16,159	\$18,259	\$22,677	\$30,610	\$41,225
39-9041	Residential Advisors			\$15.95	\$33,186	9.41	\$10.73	\$12.50	\$14.62	\$19.47	\$23.05	\$22,316	\$25,992	\$30,410	\$40,488	\$47,943
39-9099	Personal Care and Service Workers, All Other	170	29.55	\$12.46	\$25,916	9.18	\$8.36	\$9.77	\$11.46	\$14.98	\$17.88	\$17,391	\$20,332	\$23,841	\$31,164	\$37,193
41-0000	Sales and Related Occupations	135,750	1.82	\$20.74	\$43,138	1.82	\$8.31	\$10.08	\$15.06	\$25.92	\$40.17	\$17,276	\$20,957	\$31,329	\$53,917	\$83,555
41-1011	First-Line Supervisors of Retail Sales Workers	8,420	5.3	\$20.81	\$43,277	2.18	\$11.49	\$14.43	\$18.83	\$24.46	\$32.79	\$23,904	\$30,005	\$39,174	\$50,880	\$68,209
41-1012	First-Line Supervisors of Non-Retail Sales Workers	2,780	6.36	\$36.47	\$75,863	2.11	\$19.61	\$25.17	\$33.33	\$44.26	\$57.09	\$40,782	\$52,357	\$69,325	\$92,058	\$118,741
41-2011	Cashiers	20,560	5.81	\$10.15	\$21,111	1.31	\$7.64	\$8.27	\$9.34	\$11.28	\$14.23	\$15,899	\$17,192	\$19,419	\$23,464	\$29,590
41-2012	Gaming Change Persons and Booth Cashiers	310	14.59	\$14.53	\$30,212	3.25	\$10.68	\$12.55	\$14.41	\$16.63	\$18.86	\$22,205	\$26,104	\$29,969	\$34,594	\$39,238
41-2021	Counter and Rental Clerks	5,950	9.59	\$12.85	\$26,722	2.24	\$8.00	\$9.06	\$11.11	\$15.18	\$20.49	\$16,640	\$18,846	\$23,114	\$31,576	\$42,622
41-2022	Parts Salespersons	1,150	11.66	\$17.89	\$37,206	5.87	\$8.81	\$12.00	\$15.86	\$21.41	\$27.07	\$18,331	\$24,958	\$32,991	\$44,542	\$56,300
41-2031	Retail Salespersons	37,710	3.3	\$13.47	\$28,023	2.26	\$7.99	\$8.94	\$11.07	\$15.03	\$21.75	\$16,615	\$18,587	\$23,031	\$31,262	\$45,241
41-3011	Advertising Sales Agents	1,510	15.71	\$25.81	\$53,695	7.37	\$13.03	\$16.16	\$19.57	\$28.71	\$41.33	\$27,100	\$33,618	\$40,697	\$59,720	\$85,960
41-3021	Insurance Sales Agents	4,520	12.32	\$33.45	\$69,586	6.08	\$16.35	\$21.20	\$28.98	\$40.33	\$51.92	\$34,009	\$44,094	\$60,274	\$83,886	\$107,992
41-3031	Securities, Commodities, and Financial Services Sales Agents	4,330	7.28	\$31.83	\$66,206	5.46	\$15.69	\$17.75	\$23.16	\$39.09	\$55.16	\$32,635	\$36,927	\$48,176	\$81,307	\$114,737
41-3041	Travel Agents	740	12.91	\$16.29	\$33,875	4.14	\$11.48	\$13.42	\$16.12	\$18.66	\$21.75	\$23,868	\$27,918	\$33,531	\$38,823	\$45,246
41-3099	Sales Representatives, Services, All Other	8,540	6.6	\$32.62	\$67,841	3.88	\$14.22	\$19.12	\$27.82	\$39.99	\$55.84	\$29,583	\$39,766	\$57,856	\$83,176	\$116,141
41-4011	Sales Representatives, Wholesale and Manufacturing, Technical and Scientific Products	5,450	13.09	\$36.56	\$76,046	5.59	\$15.76	\$23.25	\$32.41	\$45.78	\$62.79	\$32,790	\$48,361	\$67,404	\$95,229	\$130,608
41-4012	Sales Representatives, Wholesale and Manufacturing, Except Technical and Scientific Products	22,040	4.11	\$30.97	\$64,418	2.94	\$13.13	\$18.08	\$26.42	\$37.14	\$53.93	\$27,317	\$37,615	\$54,944	\$77,256	\$112,164
41-9011	Demonstrators and Product Promoters	560	33.1	\$14.61	\$30,386	17.74	\$9.47	\$10.31	\$11.73	\$14.96	\$27.95	\$19,698	\$21,454	\$24,390	\$31,124	\$58,136
41-9021	Real Estate Brokers	660	27.15	\$21.40	\$44,505	15.67	\$7.58	\$9.59	\$17.48	\$25.58	\$48.55	\$15,768	\$19,945	\$36,365	\$53,197	\$100,993
41-9022	Real Estate Sales Agents	2,190	12.64	\$24.63	\$51,233	8.66	\$9.15	\$13.39	\$22.12	\$34.70	\$45.05	\$19,034	\$27,842	\$46,006	\$72,170	\$93,707
41-9031	Sales Engineers	800	25.68	\$46.05	\$95,779	3.18	\$31.32	\$36.93	\$44.24	\$52.84	\$64.62	\$65,153	\$76,824	\$92,010	\$109,902	\$134,419
41-9041	Telemarketers	5,360	20.96	\$13.02	\$27,076	5.03	\$8.04	\$9.99	\$12.75	\$14.61	\$17.92	\$16,715	\$20,782	\$26,515	\$30,380	\$37,266
41-9799	Sales and Related Workers, All Other*	2,140	24.14	\$17.07	\$35,515	7.38	\$7.66	\$10.45	\$15.10	\$22.06	\$27.88	\$15,930	\$21,737	\$31,410	\$45,886	\$57,981
43-0000	Office and Administrative Support Occupations	197,420	1.35	\$17.80	\$37,016	0.75	\$10.07	\$12.97	\$16.80	\$21.75	\$26.55	\$20,943	\$26,974	\$34,938	\$45,241	\$55,228
43-1011	First-Line Supervisors of Office and Administrative Support Workers	11,120	3.13	\$27.01	\$56,186	0.94	\$15.55	\$20.19	\$26.04	\$32.70	\$40.16	\$32,344	\$42,005	\$54,153	\$68,024	\$83,529
43-2011	Switchboard Operators, Including Answering Service	1,130	18.23	\$14.87	\$30,940	3.78	\$10.09	\$11.62	\$14.02	\$17.17	\$20.70	\$20,983	\$24,161	\$29,162	\$35,709	\$43,062
43-3011	Bill and Account Collectors	3,490	10.1	\$17.63	\$36,664	1.62	\$12.57	\$14.78	\$17.16	\$19.92	\$23.77	\$26,139	\$30,741	\$35,683	\$41,429	\$49,434
43-3021	Billing and Posting Clerks	3,300	9.9	\$17.47	\$36,334	1.97	\$11.98	\$15.01	\$17.15	\$19.95	\$23.97	\$24,928	\$31,229	\$35,681	\$41,488	\$49,854
43-3031	Bookkeeping, Accounting, and Auditing Clerks	17,040	4.63	\$17.72	\$36,851	1.69	\$9.64	\$13.45	\$17.20	\$21.51	\$26.16	\$20,052	\$27,981	\$35,770	\$44,733	\$54,414
43-3041	Gaming Cage Workers	200	24.26	\$14.32	\$29,791	2.85	\$10.87	\$12.11	\$13.79	\$16.59	\$19.01	\$22,602	\$25,190	\$28,692	\$34,510	\$39,534
43-3051	Payroll and Timekeeping Clerks	1,600	11.91	\$19.02	\$39,570	2.84	\$12.35	\$15.39	\$19.05	\$22.66	\$25.96	\$25,697	\$32,001	\$39,633	\$47,129	\$54,000
43-3061	Procurement Clerks	730	5.58	\$21.92	\$45,595	3.16	\$15.16	\$18.11	\$22.02	\$25.84	\$29.21	\$31,526	\$37,666	\$45,791	\$53,738	\$60,751
43-3071	Tellers	4,220	5.98	\$12.94	\$26,923	1.84	\$10.07	\$10.97	\$12.69	\$14.49	\$16.73	\$20,954	\$22,818	\$26,393	\$30,135	\$34,807
43-4011	Brokerage Clerks	720	22.3	\$22.79	\$47,393	3.6	\$13.39	\$17.15	\$22.06	\$27.34	\$32.63	\$27,860	\$35,669	\$45,886	\$56,876	\$67,876
43-4021	Correspondence Clerks	190	23.37	\$19.65	\$40,881	3.42	\$13.61	\$16.24	\$19.49	\$23.42	\$26.38	\$28,312	\$33,787	\$40,541	\$48,715	\$54,867

Occupational Code	Occupational Title	Employment Estimate	Employment Percentage Relative Standard Error	Average Hourly Wage	Average Annual Wage	Wage Percentage Relative Standard Error	10th Percentile (Hourly)	25th Percentile (Hourly)	50th Percentile (Hourly)	75th Percentile (Hourly)	90th Percentile (Hourly)	10th Percentile (Annual)	25th Percentile (Annual)	50th Percentile (Annual)	75th Percentile (Annual)	90th Percentile (Annual)
43-4031	Court, Municipal, and License Clerks	2,460	1.35	\$18.21	\$37,874	1.38	\$10.34	\$12.70	\$17.24	\$22.02	\$29.50	\$12,504	\$26,426	\$35,854	\$45,794	\$61,368
43-4041	Credit Authorizers, Checkers, and Clerks	350	17	\$18.54	\$38,554	4.35	\$11.93	\$14.28	\$18.66	\$22.16	\$26.33	\$24,810	\$29,698	\$38,811	\$46,083	\$54,761
43-4051	Customer Service Representatives	25,100	5.15	\$17.06	\$35,487	1.59	\$10.53	\$13.01	\$15.99	\$20.30	\$24.80	\$21,911	\$27,065	\$33,261	\$42,229	\$51,579
43-4061	Eligibility Interviewers, Government Programs	1,490	0.76	\$21.93	\$45,612	1.42	\$16.51	\$18.01	\$21.30	\$25.13	\$28.35	\$34,337	\$37,466	\$44,314	\$52,260	\$58,967
43-4071	File Clerks	1,120	9.14	\$15.53	\$32,300	2.01	\$9.97	\$12.29	\$15.06	\$18.09	\$21.91	\$20,740	\$25,567	\$31,327	\$37,636	\$45,579
43-4081	Hotel, Motel, and Resort Desk Clerks	1,470	10.31	\$10.87	\$22,616	3.44	\$7.79	\$9.11	\$10.98	\$12.41	\$13.96	\$16,207	\$18,948	\$22,842	\$25,817	\$29,038
43-4111	Interviewers, Except Eligibility and Loan	1,480	6.23	\$16.62	\$34,568	3.19	\$9.72	\$13.24	\$16.42	\$19.78	\$23.48	\$20,209	\$27,533	\$34,144	\$41,145	\$48,830
43-4121	Library Assistants, Clerical	350	4.9	\$13.04	\$27,130	4.15	\$8.92	\$10.16	\$12.15	\$15.91	\$18.35	\$18,554	\$21,137	\$25,269	\$33,089	\$38,172
43-4131	Loan Interviewers and Clerks	1,330	30.97	\$18.89	\$39,295	3.28	\$12.15	\$15.00	\$18.33	\$22.40	\$26.58	\$25,270	\$31,202	\$38,119	\$46,597	\$55,285
43-4141	New Accounts Clerks	360	30.93	\$15.21	\$31,640	2.37	\$12.03	\$13.08	\$14.76	\$17.27	\$19.66	\$25,028	\$27,212	\$30,695	\$35,912	\$40,903
43-4151	Order Clerks	1,460	10.76	\$16.38	\$34,062	3.39	\$10.00	\$12.32	\$15.65	\$20.32	\$24.00	\$20,794	\$25,632	\$32,543	\$42,268	\$49,923
43-4161	Human Resources Assistants, Except Payroll and Timekeeping	1,300	3.35	\$19.81	\$41,213	1.18	\$13.98	\$16.63	\$19.81	\$22.78	\$26.04	\$29,074	\$34,585	\$41,215	\$47,381	\$54,173
43-4171	Receptionists and Information Clerks	10,100	6.1	\$13.47	\$28,010	1.81	\$8.26	\$10.18	\$13.30	\$16.20	\$18.77	\$17,175	\$21,171	\$27,660	\$33,703	\$39,033
43-4181	Reservation and Transportation Ticket Agents and Travel Clerks	1,990	5.19	\$15.21	\$31,634	5.8	\$10.16	\$11.31	\$13.94	\$19.38	\$21.84	\$21,142	\$23,529	\$28,992	\$40,314	\$45,418
43-4199	Information and Record Clerks, All Other	4,160	5.87	\$18.73	\$38,950	1.16	\$12.26	\$15.16	\$17.86	\$22.01	\$26.08	\$25,499	\$31,524	\$37,143	\$45,791	\$54,250
43-5011	Cargo and Freight Agents	410	29.56	\$20.07	\$41,739	6.95	\$10.83	\$16.62	\$21.10	\$23.70	\$26.57	\$22,526	\$34,573	\$43,885	\$49,291	\$55,276
43-5021	Couriers and Messengers	720	17.36	\$15.45	\$32,128	2.55	\$10.41	\$12.53	\$15.18	\$17.62	\$21.75	\$21,648	\$26,052	\$31,584	\$36,642	\$45,246
43-5031	Police, Fire, and Ambulance Dispatchers	670	2.45	\$21.50	\$44,727	1.47	\$16.03	\$18.93	\$21.53	\$24.01	\$28.18	\$33,337	\$39,369	\$44,773	\$49,938	\$58,604
43-5032	Dispatchers, Except Police, Fire, and Ambulance	1,730	11.93	\$20.36	\$42,359	4.7	\$11.43	\$15.36	\$19.98	\$24.76	\$31.38	\$23,775	\$31,952	\$41,548	\$51,505	\$65,268
43-5041	Meter Readers, Utilities	130	20.35	\$22.34	\$46,464	3.34	\$11.25	\$17.41	\$23.37	\$27.84	\$31.48	\$23,394	\$36,215	\$48,609	\$57,914	\$65,477
43-5051	Postal Service Clerks	510	0	\$25.32	\$52,674	2.49	\$25.52	\$25.52	\$25.53	\$25.53	\$25.53	\$53,082	\$53,086	\$53,092	\$53,099	\$53,108
43-5052	Postal Service Mail Carriers	2,540	0	\$25.09	\$52,193	2.23	\$21.32	\$24.99	\$26.25	\$26.26	\$26.27	\$44,338	\$51,980	\$54,601	\$54,614	\$54,632
43-5053	Postal Service Mail Sorters, Processors, and Processing Machine Operators	1,920	0	\$24.32	\$50,579	3.59	\$22.51	\$24.73	\$25.52	\$25.53	\$25.53	\$46,822	\$51,443	\$53,082	\$53,094	\$53,101
43-5061	Production, Planning, and Expediting Clerks	2,170	6.7	\$23.08	\$48,001	1.74	\$14.80	\$17.96	\$22.77	\$26.92	\$32.73	\$30,775	\$37,352	\$47,352	\$55,991	\$68,089
43-5071	Shipping, Receiving, and Traffic Clerks	5,170	5.84	\$15.51	\$32,260	1.08	\$10.35	\$12.30	\$14.55	\$18.28	\$22.11	\$21,523	\$25,585	\$30,256	\$38,021	\$45,992
43-5081	Stock Clerks and Order Fillers	15,150	3.51	\$12.48	\$25,965	1.57	\$8.04	\$9.01	\$11.13	\$15.46	\$18.90	\$16,729	\$18,733	\$23,155	\$32,148	\$39,318
43-5111	Weighers, Measurers, Checkers, and Samplers, Recordkeeping	410	21.3	\$14.81	\$30,804	4.41	\$9.38	\$10.51	\$13.86	\$18.19	\$22.91	\$19,511	\$21,865	\$28,824	\$37,842	\$47,645
43-6011	Executive Secretaries and Executive Administrative Assistants	13,640	3.58	\$23.73	\$49,358	1.24	\$16.11	\$18.78	\$22.84	\$27.87	\$33.50	\$33,507	\$39,053	\$47,509	\$57,973	\$69,676
43-6012	Legal Secretaries	2,100	16.95	\$25.49	\$53,014	2.08	\$19.61	\$23.30	\$25.96	\$28.56	\$31.82	\$40,794	\$48,461	\$53,998	\$59,400	\$66,184
43-6013	Medical Secretaries	3,550	10.51	\$16.55	\$34,433	2.31	\$12.52	\$13.88	\$15.87	\$18.75	\$22.26	\$26,041	\$28,869	\$33,000	\$39,002	\$46,301
43-6014	Secretaries and Administrative Assistants, Except Legal, Medical, and Executive	28,070	3.14	\$16.85	\$35,057	0.86	\$11.15	\$13.54	\$16.59	\$20.11	\$23.21	\$23,198	\$28,173	\$34,504	\$41,820	\$48,274
43-9011	Computer Operators	530	17.26	\$20.05	\$41,699	2.7	\$12.83	\$15.96	\$20.59	\$23.90	\$26.55	\$26,693	\$33,196	\$42,829	\$49,712	\$55,233
43-9021	Data Entry Keyers	1,640	14.14	\$14.89	\$30,970	1.95	\$10.12	\$12.13	\$14.72	\$17.24	\$20.27	\$21,052	\$25,240	\$30,611	\$35,864	\$42,170
43-9022	Word Processors and Typists	320	13.39	\$18.05	\$37,550	3.61	\$11.85	\$14.05	\$17.53	\$21.36	\$26.29	\$24,645	\$29,233	\$36,462	\$44,427	\$54,684
43-9041	Insurance Claims and Policy Processing Clerks	1,890	13.67	\$18.91	\$39,333	3.12	\$13.76	\$15.77	\$18.15	\$21.80	\$25.58	\$28,612	\$32,795	\$37,752	\$45,343	\$53,214
43-9051	Mail Clerks and Mail Machine Operators, Except Postal Service	950	18.75	\$15.45	\$32,131	1.92	\$10.26	\$12.71	\$15.49	\$18.11	\$20.96	\$21,347	\$26,442	\$32,211	\$37,677	\$43,595

Occupational Code	Occupational Title	Employment Estimate	Employment Percentage Relative Standard Error	Average Hourly Wage	Average Annual Wage	Wage Percentage Relative Standard Error	10th Percentile (Hourly)	25th Percentile (Hourly)	50th Percentile (Hourly)	75th Percentile (Hourly)	90th Percentile (Hourly)	10th Percentile (Annual)	25th Percentile (Annual)	50th Percentile (Annual)	75th Percentile (Annual)	90th Percentile (Annual)
43-9061	Office Clerks, General	12,240	4.66	\$15.06	\$31,328	1.33	\$9.14	\$11.38	\$14.35	\$17.74	\$21.84	\$19,021	\$23,676	\$29,858	\$36,907	\$45,417
43-9071	Office Machine Operators, Except Computer	1,030	19.28	\$15.17	\$31,559	1.95	\$10.94	\$12.44	\$14.14	\$17.39	\$21.66	\$22,763	\$25,867	\$29,402	\$36,176	\$45,057
43-9081	Proofreaders and Copy Markers	70	33.36	\$17.52	\$36,451	7.46	\$10.99	\$13.57	\$18.74	\$21.65	\$23.21	\$22,855	\$28,224	\$38,978	\$45,030	\$48,281
43-9111	Statistical Assistants	40	33.43	\$24.08	\$50,085	3.18	\$20.52	\$22.12	\$23.95	\$25.60	\$27.99	\$42,672	\$46,004	\$49,816	\$53,243	\$58,211
43-9799	Office and Administrative Support Workers, All Other*	1,100	7.74	\$16.92	\$35,203	1.8	\$10.65	\$13.88	\$16.62	\$19.82	\$23.41	\$22,150	\$28,877	\$34,562	\$41,219	\$48,682
45-0000	Farming, Fishing, and Forestry Occupations			\$12.39	\$25,781	3.47	\$7.88	\$9.03	\$11.30	\$13.96	\$18.80	\$16,382	\$18,791	\$23,512	\$29,044	\$39,107
45-1011	First-Line Supervisors of Farming, Fishing, and Forestry Workers	40	28.89	\$21.11	\$43,905	11.77	\$12.68	\$14.90	\$19.28	\$26.14	\$33.74	\$26,374	\$30,982	\$40,108	\$54,381	\$70,189
45-2011	Agricultural Inspectors	30	12.99	\$23.67	\$49,224	8.01	\$16.53	\$17.98	\$20.23	\$30.21	\$34.15	\$34,389	\$37,389	\$42,083	\$62,847	\$71,042
45-2041	Graders and Sorters, Agricultural Products	20	48.34	\$8.64	\$17,976	8.02	\$7.47	\$7.60	\$7.81	\$8.57	\$9.21	\$15,535	\$15,799	\$16,239	\$17,821	\$19,152
45-2092	Farmworkers and Laborers, Crop, Nursery, and Greenhouse			\$11.29	\$23,487	3.83	\$7.88	\$8.93	\$10.91	\$12.79	\$14.42	\$16,390	\$18,571	\$22,699	\$26,600	\$29,994
45-2093	Farmworkers, Farm, Ranch, and Aquacultural Animals	160	34.24	\$11.80	\$24,534	8.94	\$7.70	\$8.61	\$10.77	\$15.16	\$17.46	\$16,006	\$17,906	\$22,406	\$31,533	\$36,318
47-0000	Construction and Extraction Occupations	53,110	2.93	\$20.43	\$42,499	1.06	\$11.80	\$14.80	\$18.85	\$24.84	\$31.58	\$24,547	\$30,779	\$39,198	\$51,670	\$65,694
47-1011	First-Line Supervisors of Construction Trades and Extraction Workers	5,200	4.42	\$31.87	\$66,289	1.42	\$19.95	\$24.65	\$31.06	\$38.14	\$45.49	\$41,493	\$51,262	\$64,610	\$79,333	\$94,609
47-2021	Brickmasons and Blockmasons	540	23.88	\$21.46	\$44,635	8.14	\$12.91	\$15.62	\$23.20	\$26.14	\$28.63	\$26,849	\$32,486	\$48,262	\$54,380	\$59,542
47-2022	Stonemasons			\$17.93	\$37,299	12.38	\$9.56	\$14.92	\$18.80	\$21.85	\$23.99	\$19,878	\$31,038	\$39,095	\$45,458	\$49,902
47-2031	Carpenters	6,400	8.43	\$19.42	\$40,391	3.55	\$11.87	\$14.11	\$18.64	\$23.86	\$28.09	\$24,692	\$29,359	\$38,771	\$49,630	\$58,437
47-2041	Carpet Installers			\$19.91	\$41,423	5.19	\$13.22	\$14.31	\$16.00	\$26.98	\$30.42	\$27,490	\$29,774	\$33,281	\$56,109	\$63,277
47-2043	Floor Sanders and Finishers			\$16.52	\$34,362	2.51	\$12.49	\$13.71	\$15.74	\$19.02	\$21.92	\$25,979	\$28,517	\$32,729	\$39,560	\$45,584
47-2044	Tile and Marble Setters	220	43.18	\$18.29	\$38,047	12.89	\$8.38	\$12.87	\$20.77	\$23.69	\$25.44	\$17,430	\$26,772	\$43,207	\$49,277	\$52,923
47-2051	Cement Masons and Concrete Finishers	2,350	12.36	\$18.06	\$37,569	4.45	\$11.93	\$14.27	\$17.25	\$20.92	\$27.35	\$24,815	\$29,673	\$35,871	\$43,505	\$56,881
47-2061	Construction Laborers	8,100	7.53	\$14.39	\$29,923	1.92	\$8.64	\$11.72	\$14.25	\$16.87	\$19.14	\$17,965	\$24,372	\$29,634	\$35,093	\$39,805
47-2071	Paving, Surfacing, and Tamping Equipment Operators	270	11.15	\$18.90	\$39,309	2.9	\$12.94	\$15.74	\$18.92	\$21.94	\$25.06	\$26,914	\$32,730	\$39,352	\$45,644	\$52,135
47-2073	Operating Engineers and Other Construction Equipment Operators	2,810	9.28	\$20.47	\$42,585	2.11	\$14.84	\$17.15	\$20.26	\$23.52	\$27.31	\$30,870	\$35,673	\$42,141	\$48,922	\$56,795
47-2081	Drywall and Ceiling Tile Installers	1,610	17.07	\$17.36	\$36,115	3.7	\$11.17	\$14.68	\$17.40	\$20.07	\$23.06	\$23,227	\$30,541	\$36,197	\$41,751	\$47,955
47-2082	Tapers	310	20.69	\$18.37	\$38,207	2.18	\$13.14	\$15.83	\$18.31	\$21.01	\$22.76	\$27,339	\$32,935	\$38,077	\$43,698	\$47,347
47-2111	Electricians	6,970	8.84	\$22.72	\$47,255	2.37	\$12.40	\$16.87	\$22.84	\$28.62	\$32.99	\$25,789	\$35,097	\$47,515	\$59,532	\$68,618
47-2121	Glaziers	600	32.09	\$20.73	\$43,120	5.29	\$13.27	\$16.61	\$20.43	\$24.12	\$28.72	\$27,599	\$34,541	\$42,491	\$50,165	\$59,742
47-2131	Insulation Workers, Floor, Ceiling, and Wall	490	28.16	\$16.66	\$34,646	5.72	\$12.25	\$13.65	\$16.84	\$18.73	\$19.99	\$25,470	\$28,391	\$35,033	\$38,951	\$41,570
47-2132	Insulation Workers, Mechanical	270	40.12	\$17.23	\$35,836	4.3	\$11.97	\$13.36	\$15.75	\$19.81	\$25.90	\$24,901	\$27,781	\$32,754	\$41,197	\$53,864
47-2141	Painters, Construction and Maintenance	1,350	26.5	\$19.09	\$39,710	4.05	\$13.32	\$15.78	\$19.28	\$21.85	\$25.89	\$27,709	\$32,825	\$40,112	\$45,440	\$53,861
47-2151	Pipelayers	700	35.62	\$15.84	\$32,954	4.49	\$11.86	\$12.85	\$14.96	\$17.98	\$21.66	\$24,671	\$26,730	\$31,113	\$37,392	\$45,061
47-2152	Plumbers, Pipefitters, and Steamfitters	3,130	14.84	\$22.92	\$47,671	3.57	\$14.44	\$18.05	\$22.35	\$27.32	\$32.35	\$30,042	\$37,548	\$46,488	\$56,825	\$67,287
47-2161	Plasterers and Stucco Masons	180	40.94	\$19.92	\$41,429	17.43	\$10.50	\$12.56	\$17.18	\$28.45	\$31.10	\$21,842	\$26,125	\$35,736	\$59,168	\$64,679
47-2171	Reinforcing Iron and Rebar Workers			\$18.77	\$39,032	10.91	\$13.49	\$14.83	\$17.17	\$19.70	\$28.82	\$28,050	\$30,838	\$35,723	\$40,968	\$59,948
47-2181	Roofers	1,370	10.74	\$17.00	\$35,358	3.5	\$12.18	\$14.11	\$16.56	\$20.03	\$22.97	\$25,342	\$29,345	\$34,452	\$41,667	\$47,787
47-2211	Sheet Metal Workers	1,090	30.08	\$21.56	\$44,838	7	\$12.71	\$15.95	\$20.34	\$28.46	\$33.12	\$26,441	\$33,181	\$42,314	\$59,198	\$68,881
47-2221	Structural Iron and Steel Workers	550	18.4	\$19.75	\$41,076	2.97	\$15.25	\$16.90	\$19.25	\$22.53	\$25.13	\$31,730	\$35,142	\$40,046	\$46,856	\$52,279

Occupational Code	Occupational Title	Employment Estimate	Employment Percentage Relative Standard Error	Average Hourly Wage	Average Annual Wage	Wage Percentage Relative Standard Error	10th Percentile (Hourly)	25th Percentile (Hourly)	50th Percentile (Hourly)	75th Percentile (Hourly)	90th Percentile (Hourly)	10th Percentile (Annual)	25th Percentile (Annual)	50th Percentile (Annual)	75th Percentile (Annual)	90th Percentile (Annual)
47-3011	Helpers--Brickmasons, Blockmasons, Stonemasons, and Tile and Marble Setters	170	28.84	\$15.38	\$31,982	3.95	\$12.53	\$13.70	\$15.56	\$17.81	\$19.30	\$26,055	\$28,500	\$32,356	\$37,038	\$40,146
47-3012	Helpers--Carpenters	90	25.05	\$16.19	\$33,680	3.64	\$12.01	\$14.81	\$16.34	\$17.87	\$19.31	\$24,986	\$30,813	\$33,983	\$37,177	\$40,163
47-3013	Helpers--Electricians			\$12.01	\$24,975	4.46	\$9.92	\$10.46	\$11.34	\$12.24	\$16.50	\$20,629	\$21,765	\$23,591	\$25,458	\$34,329
47-3014	Helpers--Painters, Paperhangers, Plasterers, and Stucco Masons			\$12.61	\$26,234	10.77	\$10.00	\$10.56	\$11.49	\$14.58	\$17.79	\$20,799	\$21,964	\$23,907	\$30,324	\$36,994
47-3015	Helpers--Pipelayers, Plumbers, Pipefitters, and Steamfitters			\$15.89	\$33,052	2.87	\$12.86	\$14.89	\$16.15	\$17.41	\$18.16	\$26,756	\$30,975	\$33,598	\$36,206	\$37,770
47-3016	Helpers--Roofers	160	39.67	\$14.08	\$29,283	10.03	\$10.20	\$11.75	\$13.49	\$16.21	\$19.79	\$21,217	\$24,449	\$28,054	\$33,726	\$41,165
47-3019	Helpers, Construction Trades, All Other	30	49.12	\$15.67	\$32,599	5.6	\$10.40	\$13.07	\$16.15	\$17.83	\$20.74	\$21,641	\$27,184	\$33,586	\$37,092	\$43,143
47-4011	Construction and Building Inspectors	970	16.57	\$31.00	\$64,482	3.97	\$21.48	\$25.09	\$29.48	\$34.73	\$40.67	\$44,676	\$52,193	\$61,317	\$72,244	\$84,599
47-4031	Fence Erectors			\$12.64	\$26,296	2.1	\$9.38	\$10.40	\$12.29	\$14.65	\$17.20	\$19,512	\$21,640	\$25,569	\$30,470	\$35,771
47-4041	Hazardous Materials Removal Workers	930	15.92	\$17.95	\$37,345	2.39	\$14.39	\$16.18	\$17.88	\$19.59	\$22.02	\$29,928	\$33,662	\$37,182	\$40,744	\$45,799
47-4051	Highway Maintenance Workers	860	1.97	\$20.73	\$43,126	1.66	\$16.22	\$18.77	\$20.61	\$22.84	\$25.26	\$33,735	\$39,042	\$42,861	\$47,498	\$52,547
47-4071	Septic Tank Servicers and Sewer Pipe Cleaners	250	21.84	\$18.58	\$38,653	3.62	\$13.01	\$15.28	\$18.03	\$22.05	\$25.58	\$27,057	\$31,793	\$37,495	\$45,859	\$53,200
47-4799	Construction and Related Workers, All Other*	310	41.9	\$14.42	\$29,999	10.73	\$10.05	\$10.95	\$14.02	\$17.15	\$19.68	\$20,905	\$22,779	\$29,172	\$35,669	\$40,929
47-5012	Rotary Drill Operators, Oil and Gas			\$27.19	\$56,546	4.12	\$16.40	\$20.43	\$27.47	\$33.40	\$38.00	\$34,115	\$42,490	\$57,147	\$69,479	\$79,050
47-5013	Service Unit Operators, Oil, Gas, and Mining	370	33.31	\$20.96	\$43,604	7.77	\$12.87	\$15.71	\$19.82	\$25.16	\$31.36	\$26,766	\$32,686	\$41,233	\$52,339	\$65,229
47-5021	Earth Drillers, Except Oil and Gas			\$17.62	\$36,645	2.58	\$14.64	\$15.65	\$17.33	\$19.76	\$21.79	\$30,460	\$32,559	\$36,054	\$41,103	\$45,329
47-5031	Explosives Workers, Ordnance Handling Experts, and Blasters	40	42.72													
47-5041	Continuous Mining Machine Operators	150	24.2	\$21.99	\$45,733	4.92	\$17.90	\$19.45	\$21.90	\$24.82	\$27.22	\$37,227	\$40,458	\$45,562	\$51,625	\$56,612
47-5081	Helpers--Extraction Workers			\$16.41	\$34,126	5.52	\$13.40	\$15.03	\$16.22	\$17.40	\$18.12	\$27,880	\$31,266	\$33,734	\$36,202	\$37,683
49-0000	Installation, Maintenance, and Repair Occupations	45,950	3.17	\$21.62	\$44,974	1.14	\$11.45	\$15.21	\$20.86	\$27.61	\$33.09	\$23,824	\$31,639	\$43,387	\$57,431	\$68,829
49-1011	First-Line Supervisors of Mechanics, Installers, and Repairers	3,180	5.8	\$31.32	\$65,139	2.02	\$18.80	\$24.33	\$30.59	\$37.18	\$44.54	\$39,101	\$50,596	\$63,621	\$77,337	\$92,651
49-2011	Computer, Automated Teller, and Office Machine Repairers	1,200	16.72	\$19.48	\$40,510	3.36	\$11.91	\$14.30	\$18.55	\$24.00	\$28.92	\$24,768	\$29,736	\$38,579	\$49,915	\$60,148
49-2021	Radio, Cellular, and Tower Equipment Installers and Repairers			\$25.05	\$52,113	4.6	\$18.88	\$22.40	\$25.75	\$28.94	\$33.17	\$39,279	\$46,594	\$53,561	\$60,202	\$68,988
49-2022	Telecommunications Equipment Installers and Repairers, Except Line Installers	3,120	11.83	\$29.17	\$60,664	2.06	\$22.32	\$26.45	\$29.78	\$32.67	\$35.58	\$46,428	\$55,020	\$61,946	\$67,953	\$73,996
49-2091	Avionics Technicians	180	28.21	\$23.23	\$48,310	7.93	\$13.01	\$15.90	\$22.90	\$30.26	\$33.87	\$27,061	\$33,074	\$47,642	\$62,943	\$70,457
49-2092	Electric Motor, Power Tool, and Related Repairers			\$17.09	\$35,556	6.78	\$10.81	\$13.53	\$17.51	\$19.47	\$22.21	\$22,475	\$28,143	\$36,431	\$40,504	\$46,203
49-2094	Electrical and Electronics Repairers, Commercial and Industrial Equipment	750	21.37	\$26.20	\$54,506	3.23	\$17.13	\$20.86	\$26.95	\$31.06	\$35.11	\$35,628	\$43,389	\$56,050	\$64,603	\$73,027
49-2095	Electrical and Electronics Repairers, Powerhouse, Substation, and Relay	250	12.29	\$29.91	\$62,210	2.97	\$22.69	\$26.13	\$30.71	\$34.44	\$36.78	\$47,185	\$54,350	\$63,884	\$71,629	\$76,501
49-2096	Electronic Equipment Installers and Repairers, Motor Vehicles			\$15.49	\$32,226	3.03	\$10.80	\$12.76	\$15.21	\$18.32	\$21.10	\$22,454	\$26,541	\$31,631	\$38,098	\$43,887
49-2097	Electronic Home Entertainment Equipment Installers and Repairers	310	41.09	\$17.80	\$37,021	3.82	\$11.42	\$13.83	\$18.55	\$21.12	\$22.73	\$23,754	\$28,772	\$38,585	\$43,937	\$47,287

Occupational Code	Occupational Title	Employment Estimate	Employment Percentage Relative Standard Error	Average Hourly Wage	Average Annual Wage	Wage Percentage Relative Standard Error	10th Percentile (Hourly)	25th Percentile (Hourly)	50th Percentile (Hourly)	75th Percentile (Hourly)	90th Percentile (Hourly)	10th Percentile (Annual)	25th Percentile (Annual)	50th Percentile (Annual)	75th Percentile (Annual)	90th Percentile (Annual)
49-2098	Security and Fire Alarm Systems Installers	930	32.75	\$19.61	\$40,783	2.7	\$13.51	\$16.29	\$20.30	\$22.88	\$25.00	\$28,103	\$33,876	\$42,231	\$47,598	\$52,000
49-3011	Aircraft Mechanics and Service Technicians	1,160	22.63	\$27.99	\$58,210	3.76	\$17.78	\$23.38	\$28.86	\$32.66	\$35.51	\$36,980	\$48,629	\$60,028	\$67,934	\$73,862
49-3021	Automotive Body and Related Repairers	1,520	14.18	\$19.36	\$40,264	8.75	\$8.62	\$10.59	\$18.33	\$25.48	\$34.53	\$17,930	\$22,026	\$38,122	\$52,997	\$71,813
49-3022	Automotive Glass Installers and Repairers			\$13.68	\$28,455	5.88	\$11.98	\$12.47	\$13.28	\$14.09	\$14.58	\$24,922	\$25,935	\$27,622	\$29,310	\$30,323
49-3023	Automotive Service Technicians and Mechanics	6,080	9.6	\$18.73	\$38,951	2.63	\$10.18	\$13.26	\$17.51	\$23.31	\$29.21	\$21,169	\$27,583	\$36,417	\$48,494	\$60,758
49-3031	Bus and Truck Mechanics and Diesel Engine Specialists	2,090	11.5	\$22.81	\$47,445	1.79	\$15.97	\$18.73	\$22.15	\$27.02	\$31.46	\$33,208	\$38,962	\$46,073	\$56,207	\$65,437
49-3041	Farm Equipment Mechanics and Service Technicians	40	26.25	\$18.18	\$37,824	4.31	\$13.27	\$14.93	\$18.52	\$21.10	\$23.14	\$27,607	\$31,048	\$38,528	\$43,887	\$48,126
49-3042	Mobile Heavy Equipment Mechanics, Except Engines	1,470	13.85	\$23.90	\$49,720	1.72	\$17.45	\$20.47	\$24.12	\$27.42	\$30.70	\$36,296	\$42,568	\$50,180	\$57,043	\$63,862
49-3043	Rail Car Repairers	140	32.66	\$21.35	\$44,409	5.75	\$15.12	\$16.93	\$22.72	\$26.18	\$28.16	\$31,449	\$35,215	\$47,267	\$54,455	\$58,576
49-3051	Motorboat Mechanics and Service Technicians			\$16.43	\$34,167	10.55	\$11.14	\$13.45	\$15.10	\$20.24	\$22.83	\$23,164	\$27,983	\$31,413	\$42,095	\$47,484
49-3052	Motorcycle Mechanics	100	46.91	\$20.47	\$42,578	4.99	\$11.01	\$13.64	\$19.52	\$27.16	\$30.84	\$22,909	\$28,366	\$40,594	\$56,485	\$64,150
49-3053	Outdoor Power Equipment and Other Small Engine Mechanics			\$17.58	\$36,565	4.27	\$13.80	\$15.36	\$16.82	\$18.29	\$24.67	\$28,694	\$31,943	\$34,991	\$38,036	\$51,318
49-3091	Bicycle Repairers			\$11.92	\$24,802	2.35	\$9.45	\$10.26	\$11.57	\$13.47	\$15.06	\$19,665	\$21,337	\$24,060	\$28,022	\$31,326
49-3092	Recreational Vehicle Service Technicians			\$24.71	\$51,404	13.61	\$16.77	\$19.94	\$23.50	\$30.96	\$34.14	\$34,883	\$41,468	\$48,872	\$64,390	\$71,012
49-3093	Tire Repairers and Changers	690	17.69	\$13.78	\$28,654	6.77	\$10.05	\$10.81	\$12.14	\$14.32	\$22.78	\$20,909	\$22,493	\$25,247	\$29,780	\$47,386
49-9012	Control and Valve Installers and Repairers, Except Mechanical Door	510	24.62	\$24.28	\$50,505	7.37	\$12.33	\$14.40	\$27.48	\$32.77	\$35.14	\$25,644	\$29,956	\$57,153	\$68,158	\$73,100
49-9021	Heating, Air Conditioning, and Refrigeration Mechanics and Installers	2,140	14.33	\$22.64	\$47,092	6.52	\$11.62	\$17.00	\$22.45	\$28.44	\$33.85	\$24,167	\$35,357	\$46,690	\$59,151	\$70,418
49-9031	Home Appliance Repairers	610	32.87	\$17.98	\$37,409	5.75	\$10.45	\$14.83	\$17.66	\$21.65	\$25.04	\$21,743	\$30,849	\$36,742	\$45,032	\$52,081
49-9041	Industrial Machinery Mechanics	1,910	10.58	\$24.13	\$50,182	1.96	\$16.59	\$19.53	\$23.41	\$29.19	\$32.92	\$34,508	\$40,613	\$48,699	\$60,710	\$68,483
49-9043	Maintenance Workers, Machinery	470	13.51	\$24.42	\$50,788	4.6	\$15.80	\$22.44	\$25.46	\$28.03	\$30.89	\$32,862	\$46,678	\$52,951	\$58,296	\$64,258
49-9044	Millwrights	370	27.2	\$23.52	\$48,917	4.76	\$16.43	\$19.22	\$24.61	\$27.65	\$29.72	\$34,176	\$39,980	\$51,186	\$57,516	\$61,809
49-9051	Electrical Power-Line Installers and Repairers	870	16.68	\$27.92	\$58,076	3.66	\$17.00	\$22.16	\$30.01	\$33.91	\$36.59	\$35,368	\$46,102	\$62,414	\$70,533	\$76,098
49-9052	Telecommunications Line Installers and Repairers			\$24.23	\$50,395	5.16	\$15.17	\$18.06	\$23.70	\$31.32	\$34.20	\$31,555	\$37,574	\$49,305	\$65,145	\$71,129
49-9062	Medical Equipment Repairers	380	29.02	\$23.92	\$49,750	3.24	\$16.38	\$18.68	\$23.95	\$28.47	\$32.56	\$34,074	\$38,855	\$49,826	\$59,219	\$67,731
49-9069	Precision Instrument and Equipment Repairers, All Other	20	3.22													
49-9071	Maintenance and Repair Workers, General	10,650	5.74	\$17.66	\$36,732	1.73	\$10.02	\$13.12	\$16.80	\$21.75	\$27.05	\$20,843	\$27,280	\$34,940	\$45,248	\$56,258
49-9091	Coin, Vending, and Amusement Machine Servicers and Repairers	400	30.02	\$15.74	\$32,735	8.3	\$8.85	\$12.30	\$15.76	\$18.88	\$22.83	\$18,408	\$25,589	\$32,778	\$39,273	\$47,497
49-9094	Locksmiths and Safe Repairers	330	18.04	\$20.78	\$43,214	5.04	\$14.63	\$17.03	\$20.56	\$24.47	\$27.72	\$30,423	\$35,429	\$42,755	\$50,897	\$57,666
49-9098	Helpers--Installation, Maintenance, and Repair Workers	460	13.58	\$14.85	\$30,887	3.14	\$8.73	\$11.85	\$14.34	\$17.26	\$22.22	\$18,149	\$24,656	\$29,837	\$35,900	\$46,210
49-9799	Installation, Maintenance, and Repair Workers, All Other*	1,300	19.59	\$17.54	\$36,473	4.83	\$9.68	\$12.76	\$16.55	\$22.90	\$27.07	\$20,128	\$26,547	\$34,415	\$47,632	\$56,308
51-0000	Production Occupations	44,490	2.73	\$16.93	\$35,217	1.23	\$9.20	\$11.47	\$15.27	\$20.74	\$27.58	\$19,134	\$23,854	\$31,755	\$43,146	\$57,361
51-1011	First-Line Supervisors of Production and Operating Workers	2,720	4.49	\$27.73	\$57,682	1.21	\$16.82	\$21.16	\$26.65	\$33.30	\$40.64	\$34,996	\$44,008	\$55,442	\$69,260	\$84,539

Occupational Code	Occupational Title	Employment Estimate	Employment Percentage Relative Standard Error	Average Hourly Wage	Average Annual Wage	Wage Percentage Relative Standard Error	10th Percentile (Hourly)	25th Percentile (Hourly)	50th Percentile (Hourly)	75th Percentile (Hourly)	90th Percentile (Hourly)	10th Percentile (Annual)	25th Percentile (Annual)	50th Percentile (Annual)	75th Percentile (Annual)	90th Percentile (Annual)
51-2011	Aircraft Structure, Surfaces, Rigging, and Systems Assemblers	90	32.91	\$20.58	\$42,796	6.46	\$13.66	\$16.02	\$19.16	\$23.85	\$31.49	\$28,410	\$33,320	\$39,843	\$49,601	\$65,503
51-2022	Electrical and Electronic Equipment Assemblers	1,160	15.33	\$14.67	\$30,513	3.65	\$8.86	\$10.69	\$13.27	\$17.06	\$23.42	\$18,437	\$22,225	\$27,591	\$35,475	\$48,705
51-2023	Electromechanical Equipment Assemblers	690	9.68	\$16.34	\$33,984	3.73	\$14.37	\$15.19	\$16.36	\$17.54	\$18.30	\$29,881	\$31,588	\$34,019	\$36,490	\$38,071
51-2031	Engine and Other Machine Assemblers	30	36.66	\$19.16	\$39,861	18.95	\$10.83	\$12.35	\$15.60	\$23.10	\$33.54	\$22,532	\$25,678	\$32,458	\$48,058	\$69,772
51-2041	Structural Metal Fabricators and Fitters	500	15.33	\$19.28	\$40,093	4.32	\$13.01	\$15.37	\$18.54	\$21.97	\$29.24	\$27,070	\$31,979	\$38,572	\$45,695	\$60,817
51-2092	Team Assemblers	3,250	9.74	\$13.32	\$27,711	2.35	\$8.61	\$10.32	\$12.65	\$15.30	\$18.64	\$17,913	\$21,470	\$26,320	\$31,834	\$38,779
51-2099	Assemblers and Fabricators, All Other	1,430	20.11	\$13.28	\$27,616	2.22	\$9.73	\$11.11	\$12.96	\$14.78	\$17.56	\$20,236	\$23,108	\$26,959	\$30,737	\$36,530
51-3011	Bakers	1,430	13.27	\$12.37	\$25,723	3.84	\$8.29	\$9.55	\$11.92	\$14.44	\$17.89	\$17,235	\$19,865	\$24,785	\$30,041	\$37,210
51-3021	Butchers and Meat Cutters	1,040	19.52	\$15.44	\$32,115	4.87	\$9.65	\$11.20	\$15.71	\$19.18	\$21.90	\$20,067	\$23,291	\$32,685	\$39,892	\$45,542
51-3022	Meat, Poultry, and Fish Cutters and Trimmers	250	40.05	\$11.34	\$23,578	3.31	\$9.49	\$10.02	\$10.89	\$12.12	\$14.17	\$19,745	\$20,832	\$22,653	\$25,218	\$29,479
51-3023	Slaughterers and Meat Packers	590	25.54	\$12.12	\$25,199	3.79	\$8.27	\$10.01	\$11.39	\$14.07	\$17.88	\$17,203	\$20,830	\$23,683	\$29,263	\$37,181
51-3091	Food and Tobacco Roasting, Baking, and Drying Machine Operators and Tenders			\$16.02	\$33,327	7.47	\$10.24	\$13.27	\$17.01	\$19.02	\$20.50	\$21,308	\$27,599	\$35,380	\$39,568	\$42,645
51-3092	Food Batchmakers	870	16.61	\$13.29	\$27,637	4.3	\$8.33	\$9.39	\$13.22	\$16.36	\$18.68	\$17,321	\$19,523	\$27,500	\$34,022	\$38,849
51-3093	Food Cooking Machine Operators and Tenders	220	48.34	\$11.64	\$24,216	4.39	\$8.22	\$8.99	\$10.49	\$13.29	\$16.88	\$17,087	\$18,690	\$21,813	\$27,640	\$35,116
51-4011	Computer-Controlled Machine Tool Operators, Metal and Plastic	450	8.51	\$20.73	\$43,121	6.74	\$12.87	\$16.17	\$21.71	\$25.66	\$27.90	\$26,778	\$33,631	\$45,150	\$53,380	\$58,038
51-4012	Computer Numerically Controlled Machine Tool Programmers, Metal and Plastic	60	25.53	\$24.00	\$49,910	6.18	\$12.33	\$17.44	\$24.65	\$30.70	\$35.50	\$25,641	\$36,278	\$51,269	\$63,853	\$73,839
51-4021	Extruding and Drawing Machine Setters, Operators, and Tenders, Metal and Plastic	340	31.42	\$14.46	\$30,086	3.52	\$9.92	\$12.49	\$14.56	\$17.00	\$18.50	\$20,628	\$25,973	\$30,278	\$35,352	\$38,477
51-4022	Forging Machine Setters, Operators, and Tenders, Metal and Plastic	110	21.26	\$20.39	\$42,409	7.81	\$13.47	\$17.99	\$21.34	\$22.99	\$26.31	\$28,015	\$37,413	\$44,386	\$47,811	\$54,728
51-4023	Rolling Machine Setters, Operators, and Tenders, Metal and Plastic	50	25.1	\$19.99	\$41,579	5.53	\$15.87	\$17.34	\$19.58	\$23.24	\$26.02	\$33,003	\$36,068	\$40,724	\$48,340	\$54,112
51-4031	Cutting, Punching, and Press Machine Setters, Operators, and Tenders, Metal and Plastic	900	11.84	\$14.96	\$31,120	9.71	\$8.63	\$9.73	\$14.50	\$18.57	\$23.43	\$17,961	\$20,243	\$30,154	\$38,625	\$48,729
51-4032	Drilling and Boring Machine Tool Setters, Operators, and Tenders, Metal and Plastic	30	40.32	\$20.11	\$41,822	8.01	\$13.33	\$16.86	\$21.60	\$23.68	\$24.93	\$27,732	\$35,063	\$44,919	\$49,255	\$51,856
51-4033	Grinding, Lapping, Polishing, and Buffing Machine Tool Setters, Operators, and Tenders, Metal and Plastic			\$16.38	\$34,080	8.67	\$10.55	\$12.45	\$14.65	\$19.91	\$24.18	\$21,937	\$25,893	\$30,462	\$41,417	\$50,303
51-4034	Lathe and Turning Machine Tool Setters, Operators, and Tenders, Metal and Plastic	130	36.08	\$19.64	\$40,852	10.7	\$13.62	\$15.37	\$19.34	\$23.99	\$27.08	\$28,323	\$31,962	\$40,226	\$49,899	\$56,325
51-4035	Milling and Planing Machine Setters, Operators, and Tenders, Metal and Plastic	60	47.59	\$17.80	\$37,016	3.53	\$13.98	\$15.43	\$17.24	\$20.06	\$22.35	\$29,079	\$32,104	\$35,854	\$41,734	\$46,480
51-4041	Machinists	1,780	8.47	\$19.18	\$39,890	4.23	\$11.15	\$13.63	\$18.71	\$23.55	\$28.60	\$23,196	\$28,351	\$38,916	\$48,989	\$59,487
51-4052	Pourers and Casters, Metal			\$15.11	\$31,436	5.35	\$12.07	\$12.94	\$14.37	\$16.95	\$19.22	\$25,096	\$26,923	\$29,898	\$35,262	\$39,981
51-4072	Molding, Coremaking, and Casting Machine Setters, Operators, and Tenders, Metal and Plastic	480	42.46	\$11.88	\$24,705	2.95	\$8.80	\$10.25	\$11.38	\$12.67	\$15.97	\$18,311	\$21,312	\$23,677	\$26,357	\$33,209
51-4081	Multiple Machine Tool Setters, Operators, and Tenders, Metal and Plastic	720	26.53	\$18.30	\$38,071	5.89	\$10.46	\$14.93	\$19.87	\$22.50	\$24.24	\$21,757	\$31,048	\$41,338	\$46,806	\$50,419

Occupational Code	Occupational Title	Employment Estimate	Employment Percentage Relative Standard Error	Average Hourly Wage	Average Annual Wage	Wage Percentage Relative Standard Error	10th Percentile (Hourly)	25th Percentile (Hourly)	50th Percentile (Hourly)	75th Percentile (Hourly)	90th Percentile (Hourly)	10th Percentile (Annual)	25th Percentile (Annual)	50th Percentile (Annual)	75th Percentile (Annual)	90th Percentile (Annual)
51-4111	Tool and Die Makers	110	8.1	\$24.12	\$50,161	3.13	\$16.60	\$19.71	\$24.33	\$29.04	\$31.78	\$34,523	\$40,997	\$50,602	\$60,393	\$66,093
51-4121	Welders, Cutters, Solderers, and Brazers	1,220	14.19	\$18.44	\$38,357	2	\$13.15	\$15.17	\$17.41	\$21.06	\$25.58	\$27,343	\$31,548	\$36,205	\$43,801	\$53,201
51-4122	Welding, Soldering, and Brazing Machine Setters, Operators, and Tenders			\$15.28	\$31,777	11.24	\$9.08	\$12.49	\$16.34	\$18.42	\$19.78	\$18,893	\$25,989	\$33,996	\$38,317	\$41,146
51-4191	Heat Treating Equipment Setters, Operators, and Tenders, Metal and Plastic	30	15.82	\$20.50	\$42,641	12.91	\$12.51	\$13.94	\$24.66	\$24.67	\$26.32	\$26,014	\$28,993	\$51,296	\$51,309	\$54,735
51-4193	Plating and Coating Machine Setters, Operators, and Tenders, Metal and Plastic	250	12.52	\$12.26	\$25,495	5.88	\$8.25	\$9.69	\$11.51	\$14.01	\$18.12	\$17,165	\$20,155	\$23,931	\$29,150	\$37,679
51-4194	Tool Grinders, Filers, and Sharpeners			\$8.79	\$18,280	12.28	\$7.47	\$7.81	\$8.37	\$8.94	\$10.14	\$15,548	\$16,250	\$17,419	\$18,589	\$21,089
51-4199	Metal Workers and Plastic Workers, All Other	90	39.22	\$17.12	\$35,608	6.7	\$11.40	\$13.43	\$15.66	\$21.09	\$25.78	\$23,706	\$27,927	\$32,578	\$43,875	\$53,628
51-5111	Prepress Technicians and Workers	320	31.56	\$19.24	\$40,020	2.07	\$13.61	\$16.31	\$19.21	\$21.69	\$25.05	\$28,305	\$33,926	\$39,949	\$45,124	\$52,104
51-5112	Printing Press Operators	1,460	15.75	\$17.78	\$36,990	3.39	\$10.80	\$13.66	\$17.82	\$21.39	\$24.57	\$22,472	\$28,407	\$37,071	\$44,493	\$51,100
51-5113	Print Binding and Finishing Workers	550	21.08	\$12.72	\$26,465	5.45	\$7.97	\$8.92	\$11.77	\$15.74	\$19.17	\$16,574	\$18,564	\$24,486	\$32,734	\$39,880
51-6011	Laundry and Dry-Cleaning Workers	2,250	10.51	\$10.33	\$21,496	2.5	\$7.69	\$8.84	\$10.44	\$11.69	\$13.07	\$15,994	\$18,384	\$21,721	\$24,319	\$27,176
51-6021	Pressers, Textile, Garment, and Related Materials			\$12.15	\$25,281	5.92	\$9.25	\$9.94	\$10.98	\$15.48	\$17.18	\$19,231	\$20,671	\$22,829	\$32,195	\$35,734
51-6031	Sewing Machine Operators	820	15.24	\$12.35	\$25,680	4.59	\$8.10	\$9.33	\$12.25	\$14.82	\$17.38	\$16,851	\$19,409	\$25,476	\$30,824	\$36,149
51-6041	Shoe and Leather Workers and Repairers			\$13.03	\$27,100	9.04	\$10.11	\$11.05	\$12.63	\$14.56	\$18.38	\$21,026	\$22,988	\$26,262	\$30,294	\$38,236
51-6051	Sewers, Hand			\$13.43	\$27,927	2.79	\$10.14	\$11.23	\$13.29	\$15.66	\$17.48	\$21,082	\$23,357	\$27,647	\$32,569	\$36,351
51-6052	Tailors, Dressmakers, and Custom Sewers	330	45.37	\$12.72	\$26,452	4.65	\$9.89	\$10.58	\$11.64	\$14.21	\$18.00	\$20,579	\$22,010	\$24,218	\$29,552	\$37,445
51-6062	Textile Cutting Machine Setters, Operators, and Tenders			\$11.85	\$24,655	3.82	\$8.53	\$10.07	\$11.26	\$13.38	\$16.71	\$17,750	\$20,951	\$23,420	\$27,830	\$34,765
51-6091	Extruding and Forming Machine Setters, Operators, and Tenders, Synthetic and Glass Fibers			\$12.95	\$26,934	3.94	\$10.24	\$11.23	\$12.84	\$14.35	\$15.40	\$21,291	\$23,365	\$26,717	\$29,854	\$32,036
51-6092	Fabric and Apparel Patternmakers			\$19.37	\$40,288	7.96	\$11.87	\$13.32	\$19.10	\$22.49	\$30.01	\$24,697	\$27,700	\$39,733	\$46,783	\$62,421
51-6093	Upholsterers	250	45.47	\$14.51	\$30,178	6.28	\$11.78	\$12.66	\$14.09	\$16.52	\$18.41	\$24,502	\$26,333	\$29,297	\$34,366	\$38,286
51-6099	Textile, Apparel, and Furnishings Workers, All Other			\$28.50	\$59,271	6.11	\$23.57	\$25.62	\$29.04	\$32.74	\$35.22	\$49,029	\$53,293	\$60,398	\$68,107	\$73,258
51-7011	Cabinetmakers and Bench Carpenters	760	21.52	\$15.27	\$31,763	2.93	\$10.83	\$12.42	\$14.32	\$18.18	\$21.46	\$22,530	\$25,831	\$29,793	\$37,822	\$44,627
51-7021	Furniture Finishers	220	12.37	\$17.04	\$35,437	1.77	\$12.14	\$14.51	\$17.01	\$19.94	\$22.20	\$25,256	\$30,179	\$35,384	\$41,468	\$46,178
51-7041	Sawing Machine Setters, Operators, and Tenders, Wood	110	5.88	\$13.73	\$28,567	3.85	\$11.21	\$12.40	\$13.53	\$14.66	\$17.68	\$23,322	\$25,784	\$28,133	\$30,484	\$36,776
51-7042	Woodworking Machine Setters, Operators, and Tenders, Except Sawing	320	27.74	\$16.32	\$33,952	3.01	\$10.75	\$12.50	\$15.47	\$18.77	\$24.89	\$22,353	\$26,007	\$32,171	\$39,031	\$51,769
51-7099	Woodworkers, All Other	20	47.36	\$14.29	\$29,717	19.02	\$8.79	\$10.03	\$12.24	\$17.49	\$24.82	\$18,292	\$20,863	\$25,450	\$36,382	\$51,622
51-8012	Power Distributors and Dispatchers	50	22.6	\$35.80	\$74,470	3.44	\$29.75	\$31.47	\$34.25	\$39.68	\$47.51	\$61,888	\$65,457	\$71,238	\$82,539	\$98,829
51-8013	Power Plant Operators	260	48.43	\$27.66	\$57,528	11.02	\$11.81	\$25.48	\$30.39	\$33.43	\$35.25	\$24,559	\$53,006	\$63,214	\$69,528	\$73,316
51-8021	Stationary Engineers and Boiler Operators	440	16.6	\$23.98	\$49,886	2.23	\$15.91	\$19.98	\$24.35	\$27.87	\$31.87	\$33,092	\$41,558	\$50,645	\$57,970	\$66,287
51-8031	Water and Liquid Waste Treatment Plant and System Operators	630	9.86	\$27.59	\$57,382	6.96	\$16.69	\$20.42	\$26.10	\$31.31	\$37.08	\$34,710	\$42,478	\$54,284	\$65,131	\$77,132
51-8091	Chemical Plant and System Operators			\$23.42	\$48,716	16.53	\$12.82	\$16.45	\$23.97	\$30.18	\$34.18	\$26,669	\$34,213	\$49,847	\$62,783	\$71,088
51-8092	Gas Plant Operators			\$32.42	\$67,440	7.73	\$20.43	\$23.63	\$27.87	\$31.52	\$36.80	\$42,486	\$49,148	\$57,966	\$65,567	\$76,538
51-8093	Petroleum Pump System Operators, Refinery Operators, and Gaugers	260	13.29	\$32.24	\$67,050	3.05	\$23.06	\$28.03	\$33.78	\$37.33	\$39.53	\$47,963	\$58,305	\$70,259	\$77,641	\$82,225

Occupational Code	Occupational Title	Employment Estimate	Employment Percentage Relative Standard Error	Average Hourly Wage	Average Annual Wage	Wage Percentage Relative Standard Error	10th Percentile (Hourly)	25th Percentile (Hourly)	50th Percentile (Hourly)	75th Percentile (Hourly)	90th Percentile (Hourly)	10th Percentile (Annual)	25th Percentile (Annual)	50th Percentile (Annual)	75th Percentile (Annual)	90th Percentile (Annual)
51-8099	Plant and System Operators, All Other	120	44.65	\$24.23	\$50,406	4.07	\$16.85	\$19.74	\$25.44	\$28.36	\$29.72	\$35,040	\$41,057	\$52,919	\$58,983	\$61,823
51-9011	Chemical Equipment Operators and Tenders	220	17.92	\$19.49	\$40,530	3.33	\$12.92	\$15.80	\$20.00	\$22.37	\$25.97	\$26,870	\$32,868	\$41,596	\$46,523	\$54,010
51-9012	Separating, Filtering, Clarifying, Precipitating, and Still Machine Setters, Operators, and Tenders	330	4.22	\$24.79	\$51,556	5.34	\$18.28	\$24.04	\$25.82	\$27.60	\$28.67	\$38,019	\$50,004	\$53,709	\$57,409	\$59,628
51-9021	Crushing, Grinding, and Polishing Machine Setters, Operators, and Tenders	90	32.15	\$14.89	\$30,969	4.44	\$9.75	\$10.86	\$14.89	\$18.30	\$21.56	\$20,283	\$22,587	\$30,968	\$38,061	\$44,855
51-9022	Grinding and Polishing Workers, Hand	100	19.83	\$13.47	\$28,008	3.65	\$9.49	\$10.72	\$12.85	\$15.64	\$19.49	\$19,735	\$22,291	\$26,736	\$32,526	\$40,532
51-9023	Mixing and Blending Machine Setters, Operators, and Tenders	430	36.55	\$16.21	\$33,718	5.04	\$12.09	\$13.69	\$15.59	\$18.81	\$22.28	\$25,137	\$28,469	\$32,427	\$39,130	\$46,348
51-9031	Cutters and Trimmers, Hand	30	39.98	\$15.00	\$31,207	3.4	\$10.92	\$12.92	\$15.58	\$17.12	\$18.03	\$22,704	\$26,865	\$32,412	\$35,605	\$37,499
51-9032	Cutting and Slicing Machine Setters, Operators, and Tenders	340	16.1	\$16.44	\$34,191	4.35	\$11.05	\$13.56	\$16.66	\$18.78	\$21.78	\$22,989	\$28,208	\$34,650	\$39,058	\$45,304
51-9041	Extruding, Forming, Pressing, and Compacting Machine Setters, Operators, and Tenders	380	22.72	\$18.30	\$38,060	5.43	\$11.83	\$13.66	\$16.91	\$22.31	\$28.71	\$24,605	\$28,407	\$35,170	\$46,408	\$59,721
51-9051	Furnace, Kiln, Oven, Drier, and Kettle Operators and Tenders	50	16.6	\$18.26	\$37,978	9.54	\$12.73	\$14.11	\$17.39	\$22.21	\$25.06	\$26,488	\$29,353	\$36,164	\$46,200	\$52,123
51-9061	Inspectors, Testers, Sorters, Samplers, and Weighers	1,870	6.5	\$19.72	\$41,013	2.38	\$11.65	\$14.80	\$18.60	\$24.10	\$28.98	\$24,242	\$30,788	\$38,680	\$50,119	\$60,287
51-9071	Jewelers and Precious Stone and Metal Workers	30	41.29	\$16.77	\$34,877	11.44	\$10.11	\$11.28	\$16.02	\$20.09	\$28.19	\$21,036	\$23,471	\$33,311	\$41,788	\$58,644
51-9081	Dental Laboratory Technicians	440	16.03	\$19.44	\$40,435	6.36	\$9.04	\$12.49	\$17.99	\$26.65	\$32.19	\$18,800	\$25,972	\$37,422	\$55,426	\$66,955
51-9083	Ophthalmic Laboratory Technicians	610	34.28	\$19.46	\$40,480	6.55	\$11.84	\$14.24	\$17.68	\$21.88	\$28.08	\$24,631	\$29,624	\$36,768	\$45,507	\$58,412
51-9111	Packaging and Filling Machine Operators and Tenders	1,980	10.89	\$17.42	\$36,240	7.71	\$7.85	\$9.67	\$16.56	\$25.38	\$28.23	\$16,328	\$20,123	\$34,451	\$52,797	\$58,713
51-9121	Coating, Painting, and Spraying Machine Setters, Operators, and Tenders	320	17.34	\$16.40	\$34,113	2.19	\$12.06	\$14.07	\$16.18	\$18.29	\$21.56	\$25,088	\$29,271	\$33,657	\$38,041	\$44,843
51-9122	Painters, Transportation Equipment	530	24.83	\$25.65	\$53,344	7.14	\$12.41	\$16.63	\$26.03	\$33.26	\$39.51	\$25,813	\$34,597	\$54,143	\$69,173	\$82,189
51-9123	Painting, Coating, and Decorating Workers	330	13.05	\$14.63	\$30,425	1.8	\$9.52	\$11.21	\$14.71	\$17.67	\$20.58	\$19,810	\$23,312	\$30,607	\$36,748	\$42,807
51-9151	Photographic Process Workers and Processing Machine Operators	250	9.17	\$11.60	\$24,132	2.5	\$8.01	\$8.85	\$10.51	\$12.68	\$17.76	\$16,658	\$18,414	\$21,862	\$26,373	\$36,941
51-9191	Adhesive Bonding Machine Operators and Tenders	110	47.45	\$17.14	\$35,661	3.27	\$12.92	\$15.20	\$17.02	\$19.18	\$21.87	\$26,870	\$31,618	\$35,393	\$39,900	\$45,483
51-9192	Cleaning, Washing, and Metal Pickling Equipment Operators and Tenders	40	23.31	\$18.46	\$38,388	10.76	\$10.02	\$11.33	\$18.22	\$24.93	\$27.45	\$20,838	\$23,558	\$37,891	\$51,857	\$57,095
51-9194	Etchers and Engravers			\$14.51	\$30,182	4.72	\$12.25	\$13.18	\$14.33	\$15.58	\$17.22	\$25,487	\$27,423	\$29,815	\$32,404	\$35,808
51-9195	Molders, Shapers, and Casters, Except Metal and Plastic	150	20.66	\$17.09	\$35,538	4.88	\$11.36	\$13.30	\$16.43	\$20.36	\$24.86	\$23,636	\$27,658	\$34,174	\$42,341	\$51,719
51-9196	Paper Goods Machine Setters, Operators, and Tenders	440	14.59	\$17.34	\$36,064	2.51	\$12.76	\$15.13	\$17.07	\$19.58	\$22.81	\$26,531	\$31,480	\$35,501	\$40,726	\$47,435
51-9198	Helpers--Production Workers	2,180	15.37	\$12.41	\$25,809	2.54	\$8.17	\$9.58	\$12.13	\$14.80	\$17.43	\$16,992	\$19,921	\$25,229	\$30,786	\$36,259
51-9399	Production Workers, All Other*	810	16.48	\$14.53	\$30,222	6.79	\$8.15	\$9.11	\$14.17	\$17.97	\$23.00	\$16,951	\$18,948	\$29,470	\$37,382	\$47,850
53-0000	Transportation and Material Moving Occupations	68,550	2.32	\$16.78	\$34,912	2.3	\$8.50	\$10.95	\$15.20	\$20.08	\$26.89	\$17,689	\$22,771	\$31,613	\$41,762	\$55,930
53-1011	Aircraft Cargo Handling Supervisors	60	13.45	\$24.87	\$51,723	6.83	\$16.21	\$22.77	\$25.97	\$28.74	\$31.96	\$33,724	\$47,353	\$54,016	\$59,784	\$66,477

Occupational Code	Occupational Title	Employment Estimate	Employment Percentage Relative Standard Error	Average Hourly Wage	Average Annual Wage	Wage Percentage Relative Standard Error	10th Percentile (Hourly)	25th Percentile (Hourly)	50th Percentile (Hourly)	75th Percentile (Hourly)	90th Percentile (Hourly)	10th Percentile (Annual)	25th Percentile (Annual)	50th Percentile (Annual)	75th Percentile (Annual)	90th Percentile (Annual)
53-1021	First-Line Supervisors of Helpers, Laborers, and Material Movers, Hand	1,420	8.77	\$22.56	\$46,925	2.47	\$12.75	\$16.00	\$21.15	\$27.48	\$34.27	\$26,524	\$33,276	\$44,002	\$57,160	\$71,279
53-1031	First-Line Supervisors of Transportation and Material-Moving Machine and Vehicle Operators	1,620	5.63	\$26.94	\$56,029	1.85	\$14.63	\$20.49	\$26.67	\$32.78	\$37.90	\$30,436	\$42,623	\$55,477	\$68,183	\$78,838
53-2011	Airline Pilots, Copilots, and Flight Engineers	2,350	4.13		\$73,980	10.05						\$35,620	\$48,474	\$73,740	\$95,451	\$115,042
53-2012	Commercial Pilots	300	18.4		\$88,555	15.31						\$43,656	\$55,444	\$72,620	\$99,963	\$144,252
53-2021	Air Traffic Controllers			\$57.88	\$120,399	1.86	\$31.61	\$41.17	\$62.36	\$70.83		\$65,750	\$85,623	\$129,703	\$147,322	
53-2031	Flight Attendants				\$30,258	3.83						\$20,156	\$24,719	\$31,503	\$34,921	\$36,971
53-3011	Ambulance Drivers and Attendants, Except Emergency Medical Technicians	60	30.72	\$9.77	\$20,321	6.36	\$8.23	\$8.86	\$9.77	\$10.85	\$11.71	\$17,128	\$18,435	\$20,330	\$22,570	\$24,362
53-3021	Bus Drivers, Transit and Intercity	2,650	7.43	\$14.80	\$30,776	4.94	\$9.97	\$12.31	\$14.12	\$17.80	\$20.71	\$20,731	\$25,610	\$29,362	\$37,034	\$43,085
53-3022	Bus Drivers, School or Special Client	2,150	7.23	\$16.54	\$34,399	2.36	\$11.39	\$14.61	\$16.63	\$18.85	\$21.74	\$23,696	\$30,393	\$34,594	\$39,216	\$45,218
53-3031	Driver/Sales Workers	2,480	17.73	\$14.12	\$29,361	7.65	\$7.67	\$8.83	\$11.80	\$17.45	\$25.60	\$15,957	\$18,361	\$24,539	\$36,301	\$53,240
53-3032	Heavy and Tractor-Trailer Truck Drivers	11,770	6.32	\$19.98	\$41,554	2.56	\$13.15	\$16.37	\$19.19	\$22.68	\$29.72	\$27,361	\$34,041	\$39,923	\$47,180	\$61,824
53-3033	Light Truck or Delivery Services Drivers	8,010	6.8	\$16.75	\$34,842	4.44	\$9.72	\$12.29	\$15.36	\$20.17	\$26.59	\$20,226	\$25,554	\$31,942	\$41,949	\$55,303
53-3041	Taxi Drivers and Chauffeurs	1,030	14.89	\$11.11	\$23,117	3.89	\$7.60	\$8.71	\$10.68	\$12.63	\$15.68	\$15,810	\$18,121	\$22,221	\$26,270	\$32,614
53-3099	Motor Vehicle Operators, All Other	1,000	27.73	\$16.06	\$33,399	8.8	\$9.03	\$11.33	\$15.53	\$19.13	\$24.00	\$18,780	\$23,575	\$32,297	\$39,783	\$49,919
53-6021	Parking Lot Attendants	1,290	23.22	\$10.81	\$22,492	5.48	\$7.70	\$8.35	\$9.59	\$11.76	\$18.70	\$16,017	\$17,361	\$19,948	\$24,453	\$38,894
53-6031	Automotive and Watercraft Service Attendants	730	47.59	\$10.27	\$21,356	4.65	\$7.75	\$8.19	\$8.91	\$10.67	\$16.47	\$16,130	\$17,031	\$18,531	\$22,202	\$34,255
53-6041	Traffic Technicians	40	7.66	\$26.85	\$55,848	2.05	\$19.42	\$22.22	\$25.61	\$28.80	\$38.84	\$40,397	\$46,224	\$53,268	\$59,907	\$80,797
53-6051	Transportation Inspectors			\$33.31	\$69,284	11.5	\$16.67	\$22.21	\$28.64	\$45.04	\$54.88	\$34,671	\$46,201	\$59,571	\$93,674	\$114,146
53-6061	Transportation Attendants, Except Flight Attendants	250	4.01	\$10.41	\$21,651	8.39	\$7.70	\$8.17	\$8.94	\$12.28	\$16.42	\$16,020	\$16,995	\$18,596	\$25,535	\$34,156
53-6099	Transportation Workers, All Other	1,500	12.02	\$17.83	\$37,076	5.61	\$11.65	\$15.09	\$19.08	\$20.94	\$22.08	\$24,240	\$31,397	\$39,679	\$43,553	\$45,921
53-7011	Conveyor Operators and Tenders	220	2.25	\$16.90	\$35,149	5.26	\$11.31	\$13.69	\$17.18	\$20.04	\$23.06	\$23,518	\$28,478	\$35,736	\$41,688	\$47,961
53-7021	Crane and Tower Operators			\$25.04	\$52,078	3.5	\$16.64	\$19.55	\$24.80	\$29.10	\$35.17	\$34,607	\$40,674	\$51,578	\$60,532	\$73,152
53-7032	Excavating and Loading Machine and Dragline Operators	260	29.04	\$21.51	\$44,741	3.94	\$15.75	\$17.71	\$21.63	\$25.13	\$27.98	\$32,766	\$36,830	\$44,984	\$52,274	\$58,200
53-7051	Industrial Truck and Tractor Operators	3,560	8.01	\$16.14	\$33,579	1.79	\$10.95	\$12.90	\$15.64	\$19.10	\$22.51	\$22,781	\$26,829	\$32,539	\$39,735	\$46,815
53-7061	Cleaners of Vehicles and Equipment	3,230	23.43	\$10.31	\$21,447	5.48	\$7.49	\$7.64	\$9.25	\$11.75	\$15.42	\$15,571	\$15,901	\$19,247	\$24,441	\$32,066
53-7062	Laborers and Freight, Stock, and Material Movers, Hand	13,430	5.6	\$12.88	\$26,794	1.55	\$8.31	\$9.49	\$12.03	\$15.16	\$19.40	\$17,279	\$19,747	\$25,018	\$31,532	\$40,348
53-7063	Machine Feeders and Offbearers	420	34.73	\$15.39	\$32,017	9.32	\$9.00	\$10.60	\$13.36	\$18.99	\$26.29	\$18,715	\$22,050	\$27,792	\$39,489	\$54,689
53-7064	Packers and Packagers, Hand	3,350	8.18	\$11.46	\$23,829	3.62	\$7.68	\$8.24	\$9.34	\$13.16	\$17.64	\$15,971	\$17,147	\$19,431	\$27,370	\$36,700
53-7073	Wellhead Pumpers	120	47.31	\$25.37	\$52,767	10.05	\$15.93	\$20.98	\$26.18	\$30.65	\$34.08	\$33,138	\$43,633	\$54,448	\$63,746	\$70,884
53-7081	Refuse and Recyclable Material Collectors	1,190	7.79	\$18.20	\$37,847	4.36	\$11.57	\$15.16	\$17.83	\$20.94	\$25.29	\$24,071	\$31,531	\$37,083	\$43,549	\$52,612

Occupational Code	Occupational Title	Employment Estimate	Employment Percentage Relative Standard Error	Average Hourly Wage	Average Annual Wage	Wage Percentage Relative Standard Error	10th Percentile (Hourly)	25th Percentile (Hourly)	50th Percentile (Hourly)	75th Percentile (Hourly)	90th Percentile (Hourly)	10th Percentile (Annual)	25th Percentile (Annual)	50th Percentile (Annual)	75th Percentile (Annual)	90th Percentile (Annual)
00-0000	All occupations	125,100	2.04	\$21.20	\$44,105	2.36	\$8.46	\$10.88	\$16.66	\$25.76	\$39.59	\$17,595	\$22,637	\$34,654	\$53,582	\$82,343
11-0000	Management Occupations	5,130	3.55	\$47.16	\$98,088	2.04	\$20.42	\$29.05	\$42.22	\$60.30		\$42,480	\$60,431	\$87,812	\$125,430	
11-1011	Chief Executives	40	19.2	\$74.59	\$155,139	10.17	\$24.93	\$45.37	\$59.40			\$51,859	\$94,370	\$123,555		
11-1021	General and Operations Managers	2,250	6.12	\$47.30	\$98,387	3.2	\$17.71	\$26.79	\$38.85	\$64.05		\$36,844	\$55,718	\$80,804	\$133,233	
11-1031	Legislators	20	42.63													
11-2011	Advertising and Promotions Managers	10	24.29	\$31.36	\$65,231	5.95	\$24.69	\$26.51	\$29.29	\$36.52	\$39.95	\$51,353	\$55,133	\$60,917	\$75,967	\$83,087
11-2021	Marketing Managers	80	10.72	\$58.14	\$120,936	6.97	\$26.17	\$36.46	\$49.08	\$75.16		\$54,429	\$75,845	\$102,084	\$156,332	
11-2022	Sales Managers	160	12.3	\$46.26	\$96,229	5.97	\$22.74	\$28.48	\$35.25	\$61.87		\$47,289	\$59,230	\$73,323	\$128,696	
11-2031	Public Relations and Fundraising Managers	40	26.75	\$51.22	\$106,535	7.06	\$32.16	\$40.11	\$48.97	\$56.23	\$76.44	\$66,899	\$83,425	\$101,859	\$116,959	\$158,997
11-3011	Administrative Services Managers	100	9.64	\$41.05	\$85,376	2.73	\$28.00	\$32.19	\$39.21	\$50.53	\$59.87	\$58,235	\$66,954	\$81,548	\$105,110	\$124,526
11-3021	Computer and Information Systems Managers	110	5.92	\$60.82	\$126,512	6.14	\$39.89	\$47.59	\$57.53	\$68.47		\$82,963	\$98,979	\$119,656	\$142,411	
11-3031	Financial Managers	170	13.02	\$52.29	\$108,762	3.86	\$29.87	\$35.23	\$49.22	\$63.58	\$79.91	\$62,132	\$73,279	\$102,383	\$132,254	\$166,210
11-3051	Industrial Production Managers	90	20.17	\$46.07	\$95,835	5.33	\$28.94	\$32.41	\$43.28	\$57.88	\$67.60	\$60,193	\$67,412	\$90,030	\$120,389	\$140,616
11-3061	Purchasing Managers	30	12.54	\$57.69	\$119,991	6.45	\$37.23	\$42.02	\$51.81	\$63.08		\$77,442	\$87,392	\$107,771	\$131,207	
11-3071	Transportation, Storage, and Distribution Managers	40	11.67	\$50.21	\$104,429	4.86	\$30.91	\$36.44	\$49.25	\$64.86	\$76.47	\$64,286	\$75,801	\$102,430	\$134,910	\$159,065
11-3121	Human Resources Managers	40	34.7	\$49.20	\$102,338	7.54	\$25.16	\$27.97	\$49.38	\$61.37	\$72.72	\$52,331	\$58,170	\$102,720	\$127,651	\$151,266
11-9021	Construction Managers	130	25.55	\$38.65	\$80,383	7.88	\$22.24	\$25.16	\$38.48	\$46.87	\$56.64	\$46,253	\$52,329	\$80,038	\$97,495	\$117,807
11-9032	Education Administrators, Elementary and Secondary School	170	10.91		\$82,691	2.45						\$61,124	\$72,321	\$84,362	\$94,513	\$110,393
11-9041	Architectural and Engineering Managers	270	14.64	\$62.13	\$129,229	3.14	\$38.78	\$51.86	\$62.58	\$73.55		\$80,658	\$107,874	\$130,164	\$152,984	
11-9051	Food Service Managers	120	27.38	\$23.47	\$48,824	5.52	\$13.33	\$17.14	\$21.60	\$29.19	\$37.18	\$27,719	\$35,647	\$44,926	\$60,709	\$77,340
11-9081	Lodging Managers	60	43.25	\$37.56	\$78,134	13.2	\$16.18	\$19.52	\$31.70	\$45.58	\$76.42	\$33,662	\$40,601	\$65,930	\$94,803	\$158,943
11-9111	Medical and Health Services Managers	240	8.32	\$50.63	\$105,302	4.35	\$27.95	\$35.53	\$47.26	\$59.86	\$72.38	\$58,129	\$73,902	\$98,308	\$124,510	\$150,545
11-9121	Natural Sciences Managers	180	8.78													
11-9131	Postmasters and Mail Superintendents	10	0.08	\$29.39	\$61,140		\$19.11	\$26.12	\$26.64	\$33.68	\$41.74	\$39,753	\$54,335	\$55,401	\$70,044	\$86,815
11-9141	Property, Real Estate, and Community Association Managers	80	31.29	\$36.29	\$75,492	15.06	\$19.73	\$20.94	\$22.85	\$43.32	\$70.81	\$41,039	\$43,550	\$47,530	\$90,113	\$147,279
11-9151	Social and Community Service Managers	90	28.25	\$30.38	\$63,197	4.74	\$20.58	\$23.67	\$26.61	\$34.59	\$48.02	\$42,817	\$49,239	\$55,358	\$71,947	\$99,873
11-9199	Managers, All Other	310	8.04	\$46.39	\$96,500	3.63	\$26.77	\$34.38	\$46.69	\$56.87	\$66.50	\$55,691	\$71,509	\$97,117	\$118,292	\$138,322
13-0000	Business and Financial Operations Occupations	5,380	4.12	\$31.00	\$64,473	2.61	\$15.73	\$20.40	\$27.53	\$36.97	\$49.44	\$32,715	\$42,442	\$57,254	\$76,891	\$102,841
13-1022	Wholesale and Retail Buyers, Except Farm Products	60	35.99	\$20.82	\$43,314	7.52	\$14.11	\$17.04	\$19.25	\$26.43	\$29.55	\$29,342	\$35,445	\$40,040	\$54,978	\$61,459
13-1023	Purchasing Agents, Except Wholesale, Retail, and Farm Products	240	8.35	\$32.92	\$68,471	3.27	\$17.93	\$22.33	\$30.19	\$41.19	\$48.57	\$37,297	\$46,440	\$62,797	\$85,680	\$101,035
13-1031	Claims Adjusters, Examiners, and Investigators	100	28.11	\$22.69	\$47,196	6.92	\$13.58	\$15.99	\$21.18	\$27.97	\$33.57	\$28,257	\$33,266	\$44,049	\$58,175	\$69,824
13-1041	Compliance Officers	160	23.91	\$25.15	\$52,317	4.36	\$15.73	\$18.70	\$22.02	\$28.06	\$40.67	\$32,728	\$38,905	\$45,799	\$58,373	\$84,602
13-1051	Cost Estimators	280	18.81	\$27.08	\$56,336	3.75	\$16.24	\$21.16	\$26.02	\$32.54	\$40.96	\$33,773	\$44,005	\$54,120	\$67,682	\$85,205
13-1078	Human Resources, Training, and Labor Relations Specialists, All Other*	250	10.4	\$27.21	\$56,603	2.13	\$15.86	\$19.39	\$25.01	\$34.01	\$42.81	\$32,993	\$40,322	\$52,011	\$70,745	\$89,048
13-1081	Logisticians	70	16.56	\$32.10	\$66,767	3.64	\$20.96	\$25.45	\$30.61	\$37.41	\$47.75	\$43,603	\$52,931	\$63,663	\$77,823	\$99,322
13-1111	Management Analysts	420	12.6	\$40.30	\$83,833	10.89	\$19.12	\$26.99	\$34.77	\$44.63	\$61.38	\$39,768	\$56,145	\$72,328	\$92,833	\$127,677

Occupational Code	Occupational Title	Employment Estimate	Employment Percentage Relative Standard Error	Average Hourly Wage	Average Annual Wage	Wage Percentage Relative Standard Error	10th Percentile (Hourly)	25th Percentile (Hourly)	50th Percentile (Hourly)	75th Percentile (Hourly)	90th Percentile (Hourly)	10th Percentile (Annual)	25th Percentile (Annual)	50th Percentile (Annual)	75th Percentile (Annual)	90th Percentile (Annual)
13-1121	Meeting, Convention, and Event Planners*	50	12.85	\$19.59	\$40,745	5.17	\$12.56	\$14.00	\$18.66	\$24.71	\$28.78	\$26,118	\$29,113	\$38,817	\$51,404	\$59,854
13-1141	Compensation, Benefits, and Job Analysis Specialists	60	14.79	\$28.04	\$58,330	2.58	\$19.34	\$22.56	\$27.20	\$31.99	\$36.96	\$40,232	\$46,916	\$56,584	\$66,533	\$76,887
13-1151	Training and Development Specialists	80	18.52	\$31.65	\$65,838	4.13	\$20.63	\$24.96	\$30.08	\$36.29	\$44.87	\$42,913	\$51,908	\$62,574	\$75,480	\$93,331
13-1161	Market Research Analysts and Marketing Specialists*	210	18.5	\$34.12	\$70,975	13.56	\$15.52	\$17.78	\$28.56	\$46.72	\$64.38	\$32,272	\$36,977	\$59,402	\$97,188	\$133,920
13-1199	Business Operations Specialists, All Other*	1,550	6.48	\$29.85	\$62,094	2.7	\$15.63	\$20.69	\$27.49	\$35.88	\$48.75	\$32,511	\$43,035	\$57,184	\$74,629	\$101,397
13-2011	Accountants and Auditors	1,160	7.49	\$33.00	\$68,630	7.08	\$17.57	\$21.75	\$27.95	\$37.33	\$50.04	\$36,544	\$45,231	\$58,141	\$77,656	\$104,080
13-2021	Appraisers and Assessors of Real Estate	120	43.63													
13-2031	Budget Analysts	40	8.86	\$35.49	\$73,829	2.22	\$26.11	\$30.60	\$36.69	\$39.27	\$43.79	\$54,310	\$63,655	\$76,308	\$81,686	\$91,078
13-2051	Financial Analysts	120	29.57	\$32.76	\$68,135	6.22	\$17.25	\$19.92	\$30.27	\$42.59	\$50.46	\$35,873	\$41,437	\$62,968	\$88,591	\$104,965
13-2052	Personal Financial Advisors	70	21.9													
13-2072	Loan Officers	150	31.08	\$35.70	\$74,256	13.53	\$14.37	\$19.85	\$28.63	\$49.47	\$71.51	\$29,897	\$41,283	\$59,556	\$102,892	\$148,732
13-2081	Tax Examiners and Collectors, and Revenue Agents	30	11.79	\$32.58	\$67,762	3.25	\$20.01	\$25.99	\$32.23	\$37.88	\$44.45	\$41,631	\$54,055	\$67,042	\$78,787	\$92,466
13-2082	Tax Preparers	30	19.99	\$17.78	\$36,982	24.21	\$10.21	\$11.01	\$12.50	\$15.51	\$37.84	\$21,232	\$22,904	\$25,992	\$32,257	\$78,708
13-2099	Financial Specialists, All Other	30	17.78	\$32.45	\$67,493	3.09	\$20.83	\$25.53	\$32.50	\$39.06	\$44.39	\$43,335	\$53,102	\$67,600	\$81,243	\$92,324
15-0000	Computer and Mathematical Occupations	4,150	4.51	\$37.42	\$77,830	3.8	\$19.23	\$25.07	\$35.70	\$46.16	\$57.97	\$39,995	\$52,148	\$74,262	\$96,007	\$120,569
15-1111	Computer and Information Research Scientists	10	37.44	\$39.18	\$81,490	7.43	\$17.31	\$37.30	\$40.72	\$44.22	\$51.01	\$35,997	\$77,586	\$84,701	\$91,974	\$106,111
15-1121	Computer Systems Analysts	180	25.39	\$38.87	\$80,847	6.09	\$21.20	\$29.50	\$37.85	\$48.26	\$56.51	\$44,087	\$61,366	\$78,722	\$100,376	\$117,546
15-1131	Computer Programmers	160	18.75	\$34.58	\$71,923	2.24	\$23.73	\$27.94	\$33.84	\$40.68	\$48.84	\$49,356	\$58,125	\$70,377	\$84,620	\$101,590
15-1132	Software Developers, Applications	920	15.59	\$41.53	\$86,380	4.26	\$22.68	\$30.78	\$40.75	\$50.89	\$63.52	\$47,166	\$64,031	\$84,752	\$105,848	\$132,130
15-1133	Software Developers, Systems Software	890	14.16	\$47.35	\$98,496	9.63	\$26.47	\$33.15	\$42.58	\$55.20	\$73.14	\$55,059	\$68,953	\$88,569	\$114,821	\$152,138
15-1141	Database Administrators	70	11.17	\$32.71	\$68,039	5.05	\$18.44	\$22.97	\$32.70	\$41.79	\$50.43	\$38,358	\$47,777	\$68,014	\$86,922	\$104,892
15-1142	Network and Computer Systems Administrators*	380	11.08	\$33.36	\$69,388	2.41	\$20.54	\$25.24	\$32.29	\$39.01	\$47.48	\$42,731	\$52,496	\$67,156	\$81,133	\$98,762
15-1150	Computer Support Specialists	660	5.11	\$23.50	\$48,885	3.89	\$13.31	\$16.62	\$21.70	\$27.20	\$36.82	\$27,678	\$34,575	\$45,141	\$56,573	\$76,579
15-1179	Information Security Analysts, Web Developers, and Computer Network Architects	270	33.4	\$26.63	\$55,383	4.42	\$18.66	\$20.45	\$22.72	\$32.06	\$42.69	\$38,814	\$42,544	\$47,251	\$66,693	\$88,791
15-1799	Computer Occupations, All Other*	530	5.78	\$40.42	\$84,067	5.25	\$25.31	\$33.13	\$41.44	\$49.01	\$54.89	\$52,642	\$68,919	\$86,191	\$101,946	\$114,164
15-2031	Operations Research Analysts	40	15.4	\$28.53	\$59,345	11.93	\$12.63	\$14.15	\$25.10	\$35.71	\$54.88	\$26,266	\$29,432	\$52,198	\$74,278	\$114,145
17-0000	Architecture and Engineering Occupations	4,100	7.31	\$37.88	\$78,791	3.57	\$17.07	\$24.77	\$35.76	\$50.21	\$62.23	\$35,507	\$51,520	\$74,379	\$104,431	\$129,445
17-1011	Architects, Except Landscape and Naval	130	22.88	\$33.95	\$70,618	12.83	\$22.68	\$25.15	\$29.77	\$44.09	\$52.15	\$47,175	\$52,320	\$61,918	\$91,699	\$108,471
17-1012	Landscape Architects	30	49.1	\$31.07	\$64,632	8.11	\$21.23	\$23.51	\$27.86	\$40.24	\$46.78	\$44,166	\$48,897	\$57,947	\$83,690	\$97,296
17-1021	Cartographers and Photogrammetrists	20	32.26	\$30.86	\$64,192	4.64	\$23.77	\$26.98	\$31.51	\$36.13	\$39.62	\$49,438	\$56,116	\$65,547	\$75,150	\$82,416
17-1022	Surveyors			\$21.34	\$44,393	8.38	\$14.85	\$16.68	\$20.55	\$25.60	\$28.85	\$30,886	\$34,697	\$42,736	\$53,240	\$60,002
17-2051	Civil Engineers	470	24.67	\$33.99	\$70,689	4.35	\$21.06	\$25.13	\$32.36	\$43.62	\$50.87	\$43,814	\$52,268	\$67,317	\$90,735	\$105,801
17-2061	Computer Hardware Engineers	700	6.64	\$51.62	\$107,365	3.05	\$32.62	\$39.30	\$50.94	\$62.22	\$74.17	\$67,856	\$81,749	\$105,958	\$129,414	\$154,284
17-2071	Electrical Engineers	220	16.35	\$36.72	\$76,376	3.18	\$21.24	\$27.28	\$35.37	\$45.35	\$54.89	\$44,170	\$56,752	\$73,567	\$94,322	\$114,165
17-2072	Electronics Engineers, Except Computer	550	46.34	\$50.22	\$104,467	1.51	\$34.18	\$42.45	\$51.05	\$59.62	\$67.92	\$71,092	\$88,304	\$106,190	\$124,015	\$141,270
17-2081	Environmental Engineers	110	49.77	\$38.74	\$80,571	6.03	\$20.70	\$24.36	\$33.94	\$50.80	\$56.62	\$43,053	\$50,673	\$70,591	\$105,666	\$117,772
17-2112	Industrial Engineers	230	8.62	\$39.08	\$81,281	6.45	\$18.41	\$29.60	\$40.37	\$48.09	\$60.26	\$38,291	\$61,569	\$83,978	\$100,031	\$125,344
17-2131	Materials Engineers	70	35	\$40.97	\$85,227	2.59	\$25.17	\$30.97	\$40.88	\$51.45	\$60.80	\$52,358	\$64,417	\$85,027	\$107,014	\$126,471

Occupational Code	Occupational Title	Employment Estimate	Employment Percentage Relative Standard Error	Average Hourly Wage	Average Annual Wage	Wage Percentage Relative Standard Error	10th Percentile (Hourly)	25th Percentile (Hourly)	50th Percentile (Hourly)	75th Percentile (Hourly)	90th Percentile (Hourly)	10th Percentile (Annual)	25th Percentile (Annual)	50th Percentile (Annual)	75th Percentile (Annual)	90th Percentile (Annual)
17-2141	Mechanical Engineers	360	14.83	\$42.62	\$88,644	4.41	\$25.56	\$31.70	\$40.93	\$51.67	\$64.03	\$53,166	\$65,934	\$85,125	\$107,465	\$133,192
17-2151	Mining and Geological Engineers, Including Mining Safety Engineers			\$62.12	\$129,213	4.08	\$57.75	\$60.16	\$64.18	\$68.20	\$70.62	\$120,111	\$125,130	\$133,496	\$141,862	\$146,881
17-2199	Engineers, All Other	90	6.68	\$47.73	\$99,276	3.58	\$24.21	\$36.30	\$49.25	\$61.57	\$70.26	\$50,360	\$75,497	\$102,440	\$128,064	\$146,137
17-3011	Architectural and Civil Drafters	180	26.35	\$21.97	\$45,690	4.25	\$15.95	\$17.94	\$20.72	\$26.83	\$31.71	\$33,185	\$37,313	\$43,090	\$55,799	\$65,960
17-3012	Electrical and Electronics Drafters	40	36.87	\$24.50	\$50,957	2.6	\$15.89	\$17.49	\$24.01	\$31.61	\$34.84	\$33,050	\$36,380	\$49,944	\$65,752	\$72,474
17-3013	Mechanical Drafters	70	11.44	\$27.48	\$57,166	4.51	\$16.94	\$20.39	\$28.92	\$33.85	\$36.83	\$35,241	\$42,409	\$60,156	\$70,402	\$76,611
17-3022	Civil Engineering Technicians	140	29.27	\$19.11	\$39,759	5.6	\$11.51	\$15.01	\$17.73	\$23.52	\$28.74	\$23,934	\$31,226	\$36,884	\$48,917	\$59,780
17-3023	Electrical and Electronics Engineering Technicians	130	27.8	\$32.27	\$67,120	3.69	\$21.14	\$27.76	\$31.91	\$35.53	\$41.14	\$43,979	\$57,734	\$66,381	\$73,906	\$85,575
17-3024	Electro-Mechanical Technicians	40	21.65	\$24.55	\$51,060	6.44	\$14.18	\$19.93	\$25.14	\$29.27	\$33.80	\$29,501	\$41,463	\$52,284	\$60,876	\$70,297
17-3025	Environmental Engineering Technicians	20	37.92	\$22.55	\$46,913	4.06	\$15.25	\$16.66	\$19.83	\$26.80	\$36.81	\$31,721	\$34,648	\$41,241	\$55,742	\$76,562
17-3026	Industrial Engineering Technicians	40	25.02	\$24.56	\$51,081	3.78	\$18.68	\$20.71	\$23.28	\$27.75	\$35.01	\$38,850	\$43,073	\$48,418	\$57,726	\$72,812
17-3027	Mechanical Engineering Technicians	60	29.12	\$22.94	\$47,724	11.14	\$12.20	\$16.19	\$23.11	\$27.95	\$32.96	\$25,367	\$33,669	\$48,073	\$58,144	\$68,566
17-3031	Surveying and Mapping Technicians	260	12.02	\$16.13	\$33,547	2.57	\$12.07	\$13.33	\$15.55	\$18.12	\$21.53	\$25,103	\$27,732	\$32,334	\$37,688	\$44,772
19-0000	Life, Physical, and Social Science Occupations	2,800	3.91	\$28.12	\$58,486	2.67	\$14.44	\$17.99	\$25.26	\$33.86	\$46.41	\$30,037	\$37,413	\$52,543	\$70,431	\$96,528
19-1011	Animal Scientists			\$40.53	\$84,309	14.46	\$12.85	\$17.44	\$31.23	\$64.41		\$26,723	\$36,273	\$64,968	\$133,978	
19-1012	Food Scientists and Technologists			\$26.27	\$54,650	5.07	\$15.43	\$23.87	\$27.41	\$30.02	\$31.59	\$32,102	\$49,647	\$57,010	\$62,450	\$65,715
19-1023	Zoologists and Wildlife Biologists	50	3.67	\$37.30	\$77,578	7.47	\$25.39	\$26.92	\$32.40	\$47.63	\$58.20	\$52,820	\$55,995	\$67,392	\$99,061	\$121,059
19-1029	Biological Scientists, All Other	110	9.28	\$36.39	\$75,693	2.53	\$22.01	\$28.57	\$33.57	\$42.60	\$53.00	\$45,786	\$59,422	\$69,820	\$88,610	\$110,246
19-2031	Chemists	130	24.18	\$27.82	\$57,868	5.33	\$15.13	\$18.91	\$26.59	\$35.10	\$44.51	\$31,472	\$39,332	\$55,307	\$73,015	\$92,578
19-2041	Environmental Scientists and Specialists, Including Health	120	19.36	\$37.45	\$77,890	8	\$22.71	\$26.60	\$32.42	\$44.55	\$59.47	\$47,228	\$55,333	\$67,443	\$92,661	\$123,695
19-2042	Geoscientists, Except Hydrologists and Geographers	40	31.95	\$35.10	\$72,999	11.19	\$20.16	\$23.53	\$28.89	\$46.28	\$60.00	\$41,935	\$48,940	\$60,089	\$96,269	\$124,799
19-2043	Hydrologists	30	17.93	\$39.77	\$82,729	5.55	\$20.85	\$33.56	\$42.60	\$49.25	\$53.48	\$43,371	\$69,805	\$88,616	\$102,445	\$111,229
19-3011	Economists	30	18.58	\$39.82	\$82,823	15.77	\$17.63	\$20.89	\$42.22	\$53.48	\$62.59	\$36,663	\$43,445	\$87,817	\$111,238	\$130,191
19-3031	Clinical, Counseling, and School Psychologists	120	22.79	\$36.93	\$76,822	4.47	\$23.64	\$27.91	\$37.70	\$45.88	\$53.55	\$49,166	\$58,054	\$78,421	\$95,423	\$111,375
19-3051	Urban and Regional Planners	60	37.92	\$31.26	\$65,027	1.72	\$23.39	\$26.09	\$30.46	\$36.19	\$42.34	\$48,643	\$54,258	\$63,355	\$75,281	\$88,058
19-4021	Biological Technicians	260	7	\$17.61	\$36,625	1.73	\$11.80	\$14.44	\$16.16	\$20.57	\$25.12	\$24,535	\$30,036	\$33,607	\$42,796	\$52,254
19-4031	Chemical Technicians			\$18.27	\$38,011	6.12	\$13.24	\$15.07	\$16.68	\$18.26	\$27.96	\$27,548	\$31,342	\$34,693	\$37,982	\$58,163
19-4091	Environmental Science and Protection Technicians, Including Health	50	13.34	\$22.08	\$45,934	6.89	\$16.06	\$17.83	\$21.07	\$25.28	\$30.60	\$33,402	\$37,095	\$43,815	\$52,587	\$63,651
19-4092	Forensic Science Technicians	10	17.99	\$27.31	\$56,802	4.09	\$20.73	\$23.75	\$27.13	\$31.28	\$35.06	\$43,116	\$49,393	\$56,429	\$65,063	\$72,925
19-4093	Forest and Conservation Technicians	140	3.49	\$17.88	\$37,193	4.67	\$14.44	\$14.45	\$16.15	\$20.02	\$26.02	\$30,036	\$30,046	\$33,601	\$41,641	\$54,125
19-4099	Life, Physical, and Social Science Technicians, All Other	60	1.57	\$21.81	\$45,361	2.36	\$16.15	\$16.42	\$21.02	\$25.35	\$31.82	\$33,592	\$34,161	\$43,713	\$52,735	\$66,186
21-0000	Community and Social Service Occupations	1,880	5.04	\$18.75	\$38,996	3.93	\$10.34	\$12.74	\$17.57	\$23.12	\$28.67	\$21,514	\$26,495	\$36,540	\$48,082	\$59,638
21-1011	Substance Abuse and Behavioral Disorder Counselors			\$19.63	\$40,821	3.39	\$14.05	\$18.71	\$20.32	\$21.93	\$22.90	\$29,218	\$38,924	\$42,274	\$45,625	\$47,635
21-1012	Educational, Guidance, School, and Vocational Counselors			\$22.19	\$46,149	3.07	\$15.30	\$17.75	\$21.53	\$26.63	\$31.47	\$31,814	\$36,916	\$44,780	\$55,394	\$65,452
21-1014	Mental Health Counselors			\$14.45	\$30,055	8.16	\$8.72	\$9.93	\$11.33	\$15.85	\$26.88	\$18,139	\$20,663	\$23,573	\$32,958	\$55,902
21-1015	Rehabilitation Counselors	130	11.46	\$13.10	\$27,238	5.46	\$9.63	\$10.07	\$10.80	\$11.53	\$23.70	\$20,035	\$20,944	\$22,460	\$23,976	\$49,299

Occupational Code	Occupational Title	Employment Estimate	Employment Percentage Relative Standard Error	Average Hourly Wage	Average Annual Wage	Wage Percentage Relative Standard Error	10th Percentile (Hourly)	25th Percentile (Hourly)	50th Percentile (Hourly)	75th Percentile (Hourly)	90th Percentile (Hourly)	10th Percentile (Annual)	25th Percentile (Annual)	50th Percentile (Annual)	75th Percentile (Annual)	90th Percentile (Annual)
27-2012	Producers and Directors	20	24.91	\$15.52	\$32,283	11.87	\$8.33	\$9.63	\$14.90	\$18.58	\$28.37	\$17,318	\$20,025	\$30,997	\$38,646	\$59,003
27-2022	Coaches and Scouts	250	47.79		\$34,607	17.64						\$15,675	\$16,188	\$23,187	\$38,403	\$62,259
27-2023	Umpires, Referees, and Other Sports Officials				\$24,639	5.32						\$16,020	\$18,553	\$22,499	\$28,557	\$37,043
27-2042	Musicians and Singers	20	26.04	\$14.48		8.59	\$8.85	\$13.33	\$14.85	\$16.49	\$18.54					
27-3022	Reporters and Correspondents			\$23.01	\$47,850	9.78	\$10.43	\$13.31	\$17.65	\$34.68	\$39.40	\$21,700	\$27,678	\$36,709	\$72,141	\$81,952
27-3031	Public Relations Specialists	390	11.86	\$27.48	\$57,156	4.07	\$15.85	\$18.09	\$22.84	\$32.32	\$44.08	\$32,964	\$37,632	\$47,511	\$67,233	\$91,688
27-3041	Editors	190	24.32	\$23.97	\$49,854	3.63	\$15.99	\$17.84	\$21.92	\$28.35	\$35.69	\$33,262	\$37,117	\$45,602	\$58,961	\$74,242
27-3042	Technical Writers	70	15.26	\$33.01	\$68,661	2.73	\$19.23	\$25.75	\$33.57	\$40.10	\$46.16	\$40,003	\$53,556	\$69,824	\$83,400	\$96,005
27-3043	Writers and Authors	20	33.62	\$28.34	\$58,948	4.23	\$21.35	\$26.11	\$29.45	\$32.22	\$33.93	\$44,414	\$54,315	\$61,259	\$67,022	\$70,576
27-3091	Interpreters and Translators	30	0.06	\$19.13	\$39,792	1.65	\$11.23	\$15.50	\$19.21	\$22.34	\$26.76	\$23,358	\$32,235	\$39,948	\$46,471	\$55,669
27-4011	Audio and Video Equipment Technicians	10	0.18	\$21.47	\$44,647	2.1	\$13.68	\$16.58	\$21.20	\$26.02	\$29.64	\$28,464	\$34,478	\$44,088	\$54,129	\$61,662
27-4021	Photographers	50	17.47	\$19.49	\$40,542	15.2	\$9.26	\$10.98	\$17.34	\$26.70	\$34.08	\$19,269	\$22,830	\$36,075	\$55,536	\$70,882
29-0000	Healthcare Practitioners and Technical Occupations	8,290	9.17	\$32.93	\$68,488	4.88	\$13.61	\$20.51	\$28.87	\$35.81	\$50.47	\$28,312	\$42,653	\$60,057	\$74,475	\$104,982
29-1021	Dentists, General			\$97.12	\$202,000	25.69	\$41.29	\$48.29				\$85,885	\$100,441			
29-1031	Dietitians and Nutritionists	60	46.19	\$18.82	\$39,146	10.77	\$8.58	\$9.62	\$20.32	\$24.79	\$28.72	\$17,847	\$19,999	\$42,257	\$51,558	\$59,727
29-1041	Optometrists	30	29.29	\$47.10	\$97,971	24.69	\$20.59	\$28.22	\$39.00	\$54.67		\$42,837	\$58,691	\$81,129	\$113,710	
29-1051	Pharmacists	280	14.37	\$52.82	\$109,868	1.7	\$43.36	\$48.40	\$54.01	\$59.87	\$65.05	\$90,192	\$100,676	\$112,346	\$124,528	\$135,303
29-1062	Family and General Practitioners	160	21.17	\$44.99	\$93,571	3.18	\$24.61	\$29.40	\$42.48	\$54.76	\$74.22	\$51,193	\$61,152	\$88,355	\$113,905	\$154,387
29-1063	Internists, General			\$62.03	\$129,026	7.78	\$34.38	\$43.89	\$55.26	\$69.27		\$71,505	\$91,283	\$114,944	\$144,078	
29-1067	Surgeons			\$96.34	\$200,378	19.05	\$29.96	\$64.22				\$62,317	\$133,572			
29-1069	Physicians and Surgeons, All Other	330	29.41	#####	\$232,263	13.22	\$64.15					\$133,430				
29-1071	Physician Assistants	40	17.78	\$40.78	\$84,815	3.82	\$22.30	\$36.92	\$43.97	\$49.21	\$52.43	\$46,381	\$76,803	\$91,457	\$102,365	\$109,056
29-1111	Registered Nurses*	3,130	15.15	\$31.17	\$64,841	1.52	\$23.79	\$26.76	\$30.90	\$34.97	\$40.29	\$49,473	\$55,663	\$64,268	\$72,748	\$83,795
29-1122	Occupational Therapists	190	12.36	\$32.87	\$68,376	2.4	\$24.65	\$27.71	\$32.05	\$38.30	\$43.53	\$51,271	\$57,646	\$66,664	\$79,665	\$90,546
29-1123	Physical Therapists	220	12.76	\$34.57	\$71,900	2.81	\$25.50	\$28.42	\$33.14	\$40.15	\$44.83	\$53,044	\$59,109	\$68,924	\$83,522	\$93,244
29-1126	Respiratory Therapists	80	23.8	\$27.10	\$56,376	1.69	\$21.18	\$23.83	\$26.90	\$30.47	\$34.47	\$44,062	\$49,576	\$55,953	\$63,383	\$71,691
29-1127	Speech-Language Pathologists	160	11.96	\$33.50	\$69,683	2.07	\$23.76	\$27.35	\$33.18	\$39.94	\$44.84	\$49,421	\$56,887	\$69,014	\$83,068	\$93,270
29-1128	Therapists, All Other*	10	0.12													
29-1131	Veterinarians	170	18.27	\$32.77	\$68,164	3.87	\$25.61	\$29.14	\$32.17	\$35.39	\$38.78	\$53,268	\$60,608	\$66,913	\$73,613	\$80,667
29-1199	Health Diagnosing and Treating Practitioners, All Other	40	17.36	\$37.20	\$77,376	5.17	\$23.63	\$27.76	\$35.05	\$43.78	\$65.78	\$49,147	\$57,748	\$72,895	\$91,070	\$136,826
29-2011	Medical and Clinical Laboratory Technologists	190	20.49	\$28.99	\$60,295	1.81	\$23.14	\$25.39	\$28.71	\$32.66	\$35.84	\$48,124	\$52,811	\$59,724	\$67,926	\$74,557
29-2012	Medical and Clinical Laboratory Technicians	200	11.86	\$16.39	\$34,090	4.06	\$11.87	\$12.94	\$14.66	\$17.89	\$23.01	\$24,688	\$26,909	\$30,485	\$37,203	\$47,852
29-2021	Dental Hygienists	260	21.52	\$32.42	\$67,441	4.23	\$25.36	\$29.78	\$33.46	\$36.20	\$39.16	\$52,754	\$61,946	\$69,600	\$75,288	\$81,448
29-2031	Cardiovascular Technologists and Technicians	80	12.93	\$20.15	\$41,916	4.56	\$13.45	\$14.93	\$17.79	\$23.43	\$32.86	\$27,967	\$31,058	\$36,999	\$48,730	\$68,352
29-2032	Diagnostic Medical Sonographers	60	11.3	\$35.71	\$74,284	3.43	\$27.90	\$30.98	\$35.20	\$40.56	\$44.16	\$58,026	\$64,439	\$73,224	\$84,357	\$91,857
29-2033	Nuclear Medicine Technologists	20	17.08	\$33.02	\$68,672	2.61	\$26.14	\$29.58	\$33.63	\$37.20	\$40.14	\$54,373	\$61,530	\$69,955	\$77,376	\$83,500
29-2037	Radiologic Technologists and Technicians*	240	18.65	\$26.54	\$55,199	2.25	\$18.86	\$21.38	\$25.91	\$32.06	\$35.87	\$39,232	\$44,468	\$53,886	\$66,687	\$74,604
29-2041	Emergency Medical Technicians and Paramedics	120	12.45	\$20.61	\$42,872	1.84	\$13.43	\$16.28	\$20.23	\$24.66	\$28.56	\$27,925	\$33,852	\$42,076	\$51,293	\$59,403
29-2051	Dietetic Technicians	50	40.47	\$9.09	\$18,903	3.83	\$7.59	\$8.06	\$8.84	\$10.45	\$11.75	\$15,794	\$16,770	\$18,395	\$21,738	\$24,442
29-2052	Pharmacy Technicians	270	16.32	\$14.21	\$29,561	1.88	\$11.22	\$12.64	\$13.99	\$15.69	\$17.90	\$23,337	\$26,292	\$29,089	\$32,644	\$37,227

Occupational Code	Occupational Title	Employment Estimate	Employment Percentage Relative Standard Error	Average Hourly Wage	Average Annual Wage	Wage Percentage Relative Standard Error	10th Percentile (Hourly)	25th Percentile (Hourly)	50th Percentile (Hourly)	75th Percentile (Hourly)	90th Percentile (Hourly)	10th Percentile (Annual)	25th Percentile (Annual)	50th Percentile (Annual)	75th Percentile (Annual)	90th Percentile (Annual)
29-2055	Surgical Technologists	100	28.98	\$20.77	\$43,195	1.5	\$15.93	\$17.56	\$20.34	\$23.80	\$27.17	\$33,127	\$36,524	\$42,307	\$49,510	\$56,504
29-2056	Veterinary Technologists and Technicians	400	46.02	\$13.70	\$28,499	8.99	\$8.87	\$11.10	\$13.27	\$15.97	\$19.80	\$18,456	\$23,080	\$27,601	\$33,226	\$41,178
29-2061	Licensed Practical and Licensed Vocational Nurses	540	6.62	\$19.76	\$41,111	4.32	\$13.21	\$15.08	\$19.04	\$22.15	\$25.52	\$27,477	\$31,372	\$39,596	\$46,077	\$53,080
29-2071	Medical Records and Health Information Technicians	160	22.23	\$18.16	\$37,772	4.91	\$12.41	\$14.36	\$17.47	\$20.84	\$26.02	\$25,808	\$29,875	\$36,335	\$43,346	\$54,121
29-2081	Opticians, Dispensing	110	17.53	\$14.22	\$29,580	9.79	\$10.20	\$11.29	\$13.07	\$16.82	\$20.90	\$21,220	\$23,481	\$27,182	\$34,977	\$43,468
29-2799	Health Technologists and Technicians, All Other*	160	12.43	\$16.17	\$33,643	3.03	\$12.02	\$13.29	\$15.50	\$18.02	\$21.31	\$24,999	\$27,644	\$32,231	\$37,471	\$44,331
29-9011	Occupational Health and Safety Specialists	50	17.36	\$32.98	\$68,604	6.73	\$17.06	\$22.48	\$35.77	\$42.76	\$46.69	\$35,476	\$46,750	\$74,394	\$88,935	\$97,116
29-9799	Healthcare Practitioners and Technical Workers, All Other*	20	0.1	\$20.40	\$42,428	2	\$13.08	\$14.60	\$17.58	\$26.68	\$33.06	\$27,206	\$30,368	\$36,570	\$55,487	\$68,768
31-0000	Healthcare Support Occupations	3,280	6.78	\$13.27	\$27,612	2.09	\$9.24	\$10.51	\$12.65	\$15.29	\$18.22	\$19,230	\$21,856	\$26,315	\$31,793	\$37,897
31-1011	Home Health Aides			\$10.45	\$21,732	4.54	\$8.02	\$8.78	\$10.02	\$11.74	\$14.08	\$16,672	\$18,254	\$20,842	\$24,414	\$29,281
31-1012	Nursing Aides, Orderlies, and Attendants*	1,270	10.55	\$11.96	\$24,867	1.7	\$9.65	\$10.39	\$11.51	\$13.56	\$15.23	\$20,069	\$21,602	\$23,951	\$28,208	\$31,689
31-2011	Occupational Therapy Assistants			\$25.75	\$53,559	3.94	\$16.75	\$23.54	\$26.66	\$29.82	\$33.12	\$34,843	\$48,957	\$55,460	\$62,032	\$68,882
31-2021	Physical Therapist Assistants			\$26.74	\$55,622	7.83	\$18.41	\$20.88	\$29.19	\$32.28	\$34.55	\$38,289	\$43,436	\$60,718	\$67,143	\$71,871
31-2022	Physical Therapist Aides	60	49.62	\$10.50	\$21,838	11.3	\$7.82	\$8.49	\$9.97	\$12.32	\$14.22	\$16,275	\$17,667	\$20,744	\$25,624	\$29,586
31-9011	Massage Therapists	120	43.33	\$13.77	\$28,633	15.82	\$7.79	\$8.52	\$11.56	\$16.82	\$25.94	\$16,197	\$17,729	\$24,049	\$34,978	\$53,953
31-9091	Dental Assistants	380	7.55	\$17.07	\$35,504	6.17	\$12.65	\$13.91	\$16.37	\$19.54	\$23.57	\$26,320	\$28,933	\$34,048	\$40,651	\$49,029
31-9092	Medical Assistants	440	12.21	\$15.41	\$32,049	2.17	\$12.09	\$13.19	\$14.81	\$17.20	\$19.32	\$25,144	\$27,444	\$30,810	\$35,771	\$40,179
31-9093	Medical Equipment Preparers	80	21.84	\$14.03	\$29,176	4.98	\$10.41	\$11.62	\$13.68	\$16.19	\$18.46	\$21,660	\$24,165	\$28,456	\$33,676	\$38,399
31-9094	Medical Transcriptionists	130	40.53	\$16.35	\$34,014	4.24	\$10.07	\$13.98	\$16.74	\$19.52	\$21.59	\$20,938	\$29,082	\$34,816	\$40,599	\$44,900
31-9799	Healthcare Support Workers, All Other*	180	9.97	\$14.22	\$29,588	2.47	\$10.47	\$11.99	\$13.86	\$16.33	\$18.16	\$21,770	\$24,949	\$28,835	\$33,972	\$37,778
33-0000	Protective Service Occupations	2,720	18.96	\$19.82	\$41,226	6.89	\$8.20	\$9.45	\$16.16	\$29.33	\$36.69	\$17,058	\$19,648	\$33,606	\$61,015	\$76,309
33-1012	First-Line Supervisors of Police and Detectives			\$45.68	\$95,019	3.87	\$35.73	\$40.57	\$45.58	\$51.95	\$57.19	\$74,310	\$84,390	\$94,806	\$108,054	\$118,962
33-1021	First-Line Supervisors of Fire Fighting and Prevention Workers			\$33.72	\$70,143	5.6	\$23.82	\$26.98	\$30.27	\$42.56	\$51.30	\$49,539	\$56,117	\$62,962	\$88,518	\$106,706
33-1099	First-Line Supervisors of Protective Service Workers, All Other	50	38.24	\$28.01	\$58,251	11.09	\$18.98	\$20.95	\$30.37	\$33.72	\$36.39	\$39,484	\$43,581	\$63,159	\$70,132	\$75,694
33-2011	Firefighters	320	24.74	\$28.38	\$59,023	7.42	\$16.45	\$21.29	\$29.96	\$35.37	\$41.09	\$34,208	\$44,275	\$62,322	\$73,575	\$85,460
33-2021	Fire Inspectors and Investigators	10	16.84	\$32.00	\$66,555	5.11	\$19.54	\$24.50	\$29.14	\$40.62	\$45.74	\$40,635	\$50,966	\$60,617	\$84,486	\$95,130
33-3021	Detectives and Criminal Investigators	50	48.4	\$32.42	\$67,437	4.87	\$19.85	\$24.93	\$30.59	\$37.29	\$54.53	\$41,297	\$51,848	\$63,623	\$77,571	\$113,428
33-3051	Police and Sheriff's Patrol Officers	460	29.43	\$32.40	\$67,397	2.18	\$23.15	\$27.38	\$33.34	\$37.74	\$41.70	\$48,160	\$56,945	\$69,352	\$78,508	\$86,741
33-9032	Security Guards	930	20.12	\$10.62	\$22,079	6.21	\$7.70	\$8.27	\$9.21	\$13.01	\$15.52	\$16,024	\$17,200	\$19,152	\$27,052	\$32,276
33-9092	Lifeguards, Ski Patrol, and Other Recreational Protective Service Workers			\$9.49	\$19,744	2.38	\$7.94	\$8.42	\$9.21	\$10.45	\$11.80	\$16,513	\$17,506	\$19,162	\$21,729	\$24,537
33-9099	Protective Service Workers, All Other*	280	12.6	\$17.20	\$35,781	7.45	\$9.91	\$11.25	\$16.15	\$21.54	\$28.56	\$20,619	\$23,399	\$33,599	\$44,810	\$59,408
35-0000	Food Preparation and Serving Related Occupations	12,840	4.48	\$10.40	\$21,637	2.75	\$7.62	\$8.12	\$9.07	\$11.33	\$14.84	\$15,858	\$16,885	\$18,874	\$23,566	\$30,860
35-1011	Chefs and Head Cooks	90	31.4	\$18.72	\$38,945	3.39	\$13.32	\$15.20	\$17.93	\$21.04	\$24.35	\$27,704	\$31,621	\$37,293	\$43,763	\$50,642
35-1012	First-Line Supervisors of Food Preparation and Serving Workers	860	16.55	\$14.83	\$30,849	3.15	\$10.29	\$11.72	\$15.02	\$17.39	\$19.55	\$21,410	\$24,373	\$31,252	\$36,174	\$40,670
35-2011	Cooks, Fast Food			\$9.51	\$19,783	4.47	\$7.81	\$8.56	\$9.68	\$10.69	\$11.28	\$16,252	\$17,811	\$20,144	\$22,237	\$23,458
35-2012	Cooks, Institution and Cafeteria	260	11.04	\$13.21	\$27,479	3.04	\$9.71	\$10.92	\$12.71	\$14.73	\$18.06	\$20,201	\$22,716	\$26,440	\$30,631	\$37,568

Occupational Code	Occupational Title	Employment Estimate	Employment Percentage Relative Standard Error	Average Hourly Wage	Average Annual Wage	Wage Percentage Relative Standard Error	10th Percentile (Hourly)	25th Percentile (Hourly)	50th Percentile (Hourly)	75th Percentile (Hourly)	90th Percentile (Hourly)	10th Percentile (Annual)	25th Percentile (Annual)	50th Percentile (Annual)	75th Percentile (Annual)	90th Percentile (Annual)
35-2014	Cooks, Restaurant	1,210	17.74	\$10.75	\$22,357	1.95	\$8.16	\$9.19	\$10.56	\$11.77	\$14.10	\$16,963	\$19,113	\$21,955	\$24,477	\$29,332
35-2015	Cooks, Short Order			\$9.43	\$19,610	3.91	\$7.98	\$8.39	\$9.09	\$9.79	\$11.94	\$16,591	\$17,456	\$18,899	\$20,371	\$24,834
35-2019	Cooks, All Other			\$10.97	\$22,817	4.3	\$9.37	\$9.84	\$10.62	\$11.40	\$13.80	\$19,497	\$20,468	\$22,085	\$23,702	\$28,703
35-2021	Food Preparation Workers	920	20.57	\$9.33	\$19,412	3.7	\$7.63	\$8.09	\$8.87	\$10.23	\$12.05	\$15,865	\$16,821	\$18,444	\$21,288	\$25,056
35-3011	Bartenders	550	18.2	\$8.46	\$17,598	3.4	\$7.46	\$7.60	\$7.89	\$8.79	\$9.39	\$15,512	\$15,809	\$16,410	\$18,276	\$19,538
35-3021	Combined Food Preparation and Serving Workers, Including Fast Food	3,270	22.38	\$8.81	\$18,317	1.97	\$7.61	\$8.04	\$8.67	\$9.32	\$10.58	\$15,831	\$16,714	\$18,026	\$19,396	\$22,008
35-3022	Counter Attendants, Cafeteria, Food Concession, and Coffee Shop			\$8.68	\$18,059	3.68	\$7.62	\$7.98	\$8.60	\$9.22	\$10.03	\$15,847	\$16,608	\$17,889	\$19,170	\$20,864
35-3031	Waiters and Waitresses	2,890	7.83	\$12.35	\$25,697	7.69	\$7.60	\$8.11	\$10.16	\$13.75	\$19.44	\$15,800	\$16,874	\$21,129	\$28,608	\$40,437
35-3041	Food Servers, Nonrestaurant	220	21.01	\$9.59	\$19,948	3.15	\$7.57	\$7.91	\$9.16	\$10.96	\$12.83	\$15,737	\$16,444	\$19,056	\$22,802	\$26,687
35-9011	Dining Room and Cafeteria Attendants and Bartender Helpers			\$9.18	\$19,085	5.44	\$7.70	\$8.11	\$8.76	\$9.50	\$11.71	\$16,026	\$16,871	\$18,215	\$19,764	\$24,347
35-9021	Dishwashers	540	19.63	\$8.69	\$18,077	3.05	\$7.49	\$7.68	\$8.33	\$9.59	\$10.89	\$15,590	\$15,979	\$17,337	\$19,956	\$22,642
35-9031	Hosts and Hostesses, Restaurant, Lounge, and Coffee Shop	500	23	\$8.80	\$18,306	3.28	\$7.55	\$7.85	\$8.57	\$9.32	\$11.06	\$15,694	\$16,334	\$17,831	\$19,395	\$23,012
37-0000	Building and Grounds Cleaning and Maintenance Occupations	4,410	5.31	\$12.05	\$25,061	2.72	\$7.88	\$8.94	\$11.09	\$14.02	\$17.73	\$16,400	\$18,593	\$23,069	\$29,170	\$36,871
37-1011	First-Line Supervisors of Housekeeping and Janitorial Workers	150	23.65	\$18.49	\$38,456	7.02	\$11.90	\$13.57	\$17.00	\$23.57	\$27.79	\$24,759	\$28,233	\$35,367	\$49,029	\$57,801
37-1012	First-Line Supervisors of Landscaping, Lawn Service, and Groundskeeping Workers	80	22.32	\$22.67	\$47,157	5.07	\$12.59	\$17.48	\$23.20	\$26.78	\$32.93	\$26,183	\$36,364	\$48,250	\$55,706	\$68,503
37-2011	Janitors and Cleaners, Except Maids and Housekeeping Cleaners	2,050	5.39	\$11.30	\$23,511	2.75	\$8.02	\$9.00	\$10.86	\$12.84	\$15.22	\$16,674	\$18,716	\$22,588	\$26,707	\$31,659
37-2012	Maids and Housekeeping Cleaners	850	14.58	\$9.92	\$20,627	5.03	\$7.54	\$7.86	\$9.06	\$11.48	\$13.92	\$15,682	\$16,341	\$18,842	\$23,887	\$28,950
37-3011	Landscaping and Groundskeeping Workers	1,020	22.83	\$12.79	\$26,601	6.09	\$8.21	\$9.34	\$11.60	\$15.75	\$18.13	\$17,080	\$19,429	\$24,138	\$32,764	\$37,721
37-3012	Pesticide Handlers, Sprayers, and Applicators, Vegetation			\$16.13	\$33,550	3.31	\$13.00	\$13.90	\$15.41	\$18.05	\$20.18	\$27,035	\$28,918	\$32,055	\$37,547	\$41,984
39-0000	Personal Care and Service Occupations	2,730	11.03	\$13.21	\$27,472	4.35	\$7.66	\$8.47	\$10.61	\$15.40	\$23.10	\$15,930	\$17,627	\$22,070	\$32,035	\$48,058
39-1021	First-Line Supervisors of Personal Service Workers	140	20.58	\$18.30	\$38,054	5.36	\$11.32	\$12.84	\$15.15	\$20.64	\$34.31	\$23,549	\$26,707	\$31,512	\$42,933	\$71,374
39-2021	Nonfarm Animal Caretakers	190	23.7	\$10.71	\$22,274	8.89	\$7.60	\$8.03	\$8.96	\$12.67	\$16.33	\$15,801	\$16,709	\$18,632	\$26,353	\$33,958
39-3031	Ushers, Lobby Attendants, and Ticket Takers	140	22.06	\$8.82	\$18,335	3.14	\$7.79	\$8.14	\$8.72	\$9.31	\$9.84	\$16,212	\$16,931	\$18,147	\$19,362	\$20,462
39-3091	Amusement and Recreation Attendants	250	29.24	\$9.17	\$19,076	5.32	\$7.45	\$7.57	\$7.79	\$10.84	\$13.29	\$15,497	\$15,747	\$16,208	\$22,547	\$27,634
39-4021	Funeral Attendants	40	27.23	\$14.83	\$30,850	11.51	\$8.12	\$9.19	\$14.88	\$17.74	\$23.98	\$16,886	\$19,110	\$30,953	\$36,895	\$49,874
39-4831	Funeral Service Managers, Directors, Morticians, and Undertakers	10	14.01	\$32.21	\$66,988	19.53	\$17.70	\$20.43	\$28.44	\$46.83	\$53.39	\$36,824	\$42,496	\$59,146	\$97,411	\$111,060
39-5012	Hairdressers, Hairstylists, and Cosmetologists	410	23.41	\$11.21	\$23,322	10.1	\$7.71	\$8.40	\$10.01	\$11.81	\$17.55	\$16,046	\$17,469	\$20,825	\$24,554	\$36,514
39-5094	Skincare Specialists			\$18.20	\$37,852	11.53	\$10.92	\$16.19	\$17.61	\$19.27	\$27.97	\$22,710	\$33,684	\$36,636	\$40,087	\$58,171
39-7011	Tour Guides and Escorts	40	43.01	\$12.34	\$25,672	5.21	\$8.18	\$11.66	\$13.22	\$14.44	\$14.56	\$17,025	\$24,246	\$27,505	\$30,039	\$30,282
39-9011	Childcare Workers	320	35.84	\$9.42	\$19,597	3.58	\$7.50	\$7.72	\$8.83	\$10.76	\$12.79	\$15,600	\$16,048	\$18,366	\$22,391	\$26,597
39-9021	Personal Care Aides	240	23.47	\$10.07	\$20,945	3.26	\$8.12	\$8.95	\$10.00	\$11.05	\$11.91	\$16,882	\$18,610	\$20,799	\$22,989	\$24,778
39-9031	Fitness Trainers and Aerobics Instructors	390	34.49	\$21.58	\$44,878	2.29	\$11.57	\$16.08	\$20.55	\$24.82	\$33.92	\$24,064	\$33,452	\$42,753	\$51,628	\$70,550
39-9032	Recreation Workers	230	20.49	\$18.38	\$38,238	6.99	\$9.67	\$11.94	\$16.86	\$24.92	\$29.39	\$20,124	\$24,829	\$35,067	\$51,833	\$61,138

Occupational Code	Occupational Title	Employment Estimate	Employment Percentage Relative Standard Error	Average Hourly Wage	Average Annual Wage	Wage Percentage Relative Standard Error	10th Percentile (Hourly)	25th Percentile (Hourly)	50th Percentile (Hourly)	75th Percentile (Hourly)	90th Percentile (Hourly)	10th Percentile (Annual)	25th Percentile (Annual)	50th Percentile (Annual)	75th Percentile (Annual)	90th Percentile (Annual)
39-9041	Residential Advisors			\$15.10	\$31,413	7.31	\$12.53	\$13.73	\$15.33	\$16.76	\$17.69	\$26,060	\$28,550	\$31,876	\$34,863	\$36,802
41-0000	Sales and Related Occupations	14,870	3.44	\$16.52	\$34,357	3.73	\$7.90	\$8.79	\$11.32	\$18.08	\$30.10	\$16,427	\$18,275	\$23,536	\$37,599	\$62,600
41-1011	First-Line Supervisors of Retail Sales Workers	1,120	7.25	\$18.94	\$39,391	3.04	\$11.58	\$14.40	\$17.75	\$21.78	\$27.87	\$24,082	\$29,946	\$36,930	\$45,296	\$57,961
41-1012	First-Line Supervisors of Non-Retail Sales Workers	190	10.85	\$28.92	\$60,157	7.01	\$12.72	\$17.39	\$25.29	\$37.54	\$50.30	\$26,462	\$36,170	\$52,600	\$78,086	\$104,634
41-2011	Cashiers	2,960	8.99	\$9.73	\$20,247	1.64	\$7.67	\$8.21	\$9.12	\$10.76	\$13.01	\$15,961	\$17,085	\$18,964	\$22,381	\$27,055
41-2021	Counter and Rental Clerks	560	21.14	\$12.05	\$25,069	6.89	\$7.90	\$8.59	\$10.29	\$14.13	\$19.83	\$16,425	\$17,862	\$21,400	\$29,387	\$41,248
41-2022	Parts Salespersons	170	28	\$15.59	\$32,424	4.98	\$10.36	\$12.62	\$14.91	\$17.55	\$22.21	\$21,553	\$26,253	\$31,022	\$36,506	\$46,194
41-2031	Retail Salespersons	5,900	7.15	\$11.40	\$23,718	2.44	\$7.76	\$8.44	\$9.66	\$12.39	\$17.48	\$16,150	\$17,553	\$20,084	\$25,779	\$36,361
41-3011	Advertising Sales Agents	140	22.8	\$23.74	\$49,382	11.85	\$9.10	\$13.63	\$19.11	\$34.09	\$39.34	\$18,925	\$28,353	\$39,747	\$70,899	\$81,820
41-3021	Insurance Sales Agents	350	10.64	\$24.27	\$50,472	12.68	\$13.43	\$15.60	\$20.79	\$24.51	\$38.26	\$27,942	\$32,444	\$43,238	\$50,985	\$79,580
41-3031	Securities, Commodities, and Financial Services Sales Agents	480	32.33													
41-3041	Travel Agents	70	12.18	\$13.74	\$28,582	5.94	\$8.41	\$10.71	\$13.31	\$16.25	\$18.04	\$17,486	\$22,284	\$27,675	\$33,803	\$37,522
41-3099	Sales Representatives, Services, All Other	370	12.75	\$30.34	\$63,100	13.21	\$12.96	\$16.91	\$24.57	\$32.65	\$51.11	\$26,953	\$35,175	\$51,099	\$67,909	\$106,302
41-4011	Sales Representatives, Wholesale and Manufacturing, Technical and Scientific Products	140	22.84	\$35.20	\$73,224	4.99	\$16.90	\$22.74	\$32.01	\$44.24	\$61.70	\$35,157	\$47,302	\$66,586	\$92,010	\$128,336
41-4012	Sales Representatives, Wholesale and Manufacturing, Except Technical and Scientific Products	1,230	7.96	\$35.19	\$73,186	5.62	\$14.44	\$18.94	\$27.16	\$47.23	\$59.63	\$30,039	\$39,392	\$56,501	\$98,244	\$124,041
41-9011	Demonstrators and Product Promoters			\$16.14	\$33,570	6.01	\$10.62	\$12.31	\$14.86	\$20.10	\$23.57	\$22,094	\$25,611	\$30,907	\$41,801	\$49,026
41-9021	Real Estate Brokers	70	45.01	\$25.19	\$52,404	20.37	\$13.36	\$19.00	\$20.93	\$22.86	\$49.97	\$27,795	\$39,516	\$43,536	\$47,556	\$103,944
41-9022	Real Estate Sales Agents	130	31.59	\$23.83	\$49,577	13.64	\$12.74	\$13.89	\$17.19	\$28.30	\$34.81	\$26,509	\$28,882	\$35,752	\$58,864	\$72,407
41-9031	Sales Engineers	250	4.22	\$38.58	\$80,253	3.58	\$22.72	\$31.57	\$37.19	\$45.14	\$54.67	\$47,261	\$65,667	\$77,359	\$93,892	\$113,717
41-9041	Telemarketers			\$8.73	\$18,160	8.54	\$7.49	\$7.83	\$8.43	\$9.02	\$12.45	\$15,576	\$16,296	\$17,531	\$18,766	\$25,888
41-9799	Sales and Related Workers, All Other*	180	19.74	\$15.12	\$31,459	9.32	\$8.28	\$9.83	\$13.16	\$17.48	\$23.51	\$17,216	\$20,446	\$27,380	\$36,349	\$48,893
43-0000	Office and Administrative Support Occupations	18,380	2.81	\$15.80	\$32,854	1.58	\$8.74	\$11.22	\$14.95	\$18.99	\$24.11	\$18,174	\$23,329	\$31,091	\$39,493	\$50,151
43-1011	First-Line Supervisors of Office and Administrative Support Workers	880	6.34	\$23.54	\$48,955	2.61	\$12.86	\$16.57	\$21.87	\$29.32	\$36.50	\$26,741	\$34,474	\$45,486	\$60,977	\$75,919
43-2011	Switchboard Operators, Including Answering Service	90	20.43	\$10.72	\$22,303	4.36	\$7.72	\$8.30	\$9.32	\$13.26	\$15.32	\$16,059	\$17,254	\$19,379	\$27,577	\$31,868
43-3011	Bill and Account Collectors	170	17.11	\$16.16	\$33,619	2.84	\$11.91	\$14.22	\$16.45	\$18.10	\$20.06	\$24,777	\$29,574	\$34,212	\$37,655	\$41,735
43-3021	Billing and Posting Clerks	360	8.66	\$15.83	\$32,922	1.52	\$12.36	\$13.84	\$15.72	\$17.63	\$19.64	\$25,700	\$28,779	\$32,707	\$36,660	\$40,852
43-3031	Bookkeeping, Accounting, and Auditing Clerks	1,800	6.59	\$15.92	\$33,104	2.36	\$8.49	\$11.96	\$15.92	\$19.01	\$23.35	\$17,664	\$24,867	\$33,122	\$39,549	\$48,568
43-3051	Payroll and Timekeeping Clerks	110	18.4	\$16.84	\$35,023	4.92	\$10.35	\$13.36	\$16.82	\$20.01	\$23.15	\$21,525	\$27,784	\$34,995	\$41,616	\$48,159
43-3061	Procurement Clerks			\$18.13	\$37,707	3.01	\$13.30	\$14.57	\$17.55	\$21.29	\$23.69	\$27,657	\$30,301	\$36,505	\$44,277	\$49,267
43-3071	Tellers	430	19.05	\$12.87	\$26,764	3	\$10.19	\$11.04	\$12.42	\$14.10	\$16.26	\$21,205	\$22,967	\$25,833	\$29,338	\$33,816
43-4011	Brokerage Clerks	30	35.76	\$17.22	\$35,815	7.11	\$12.86	\$13.99	\$17.12	\$20.71	\$22.25	\$26,740	\$29,091	\$35,616	\$43,072	\$46,277
43-4031	Court, Municipal, and License Clerks	320	10.62	\$19.96	\$41,525	2.04	\$15.37	\$16.57	\$19.34	\$22.35	\$25.93	\$31,973	\$34,464	\$40,221	\$46,496	\$53,929
43-4041	Credit Authorizers, Checkers, and Clerks			\$21.86	\$45,467	3.3	\$15.51	\$19.49	\$22.13	\$25.82	\$28.26	\$32,254	\$40,542	\$46,023	\$53,716	\$58,791
43-4051	Customer Service Representatives	1,100	8.99	\$15.72	\$32,692	2.39	\$9.28	\$11.15	\$14.14	\$19.45	\$25.07	\$19,296	\$23,202	\$29,402	\$40,459	\$52,138
43-4071	File Clerks	170	11.85	\$13.46	\$27,987	3.84	\$8.90	\$10.46	\$12.74	\$16.13	\$18.35	\$18,514	\$21,752	\$26,491	\$33,542	\$38,164
43-4081	Hotel, Motel, and Resort Desk Clerks	400	17.48	\$10.81	\$22,494	10.97	\$7.79	\$8.27	\$9.10	\$10.63	\$14.67	\$16,213	\$17,201	\$18,927	\$22,116	\$30,520

Occupational Code	Occupational Title	Employment Estimate	Employment Percentage Relative Standard Error	Average Hourly Wage	Average Annual Wage	Wage Percentage Relative Standard Error	10th Percentile (Hourly)	25th Percentile (Hourly)	50th Percentile (Hourly)	75th Percentile (Hourly)	90th Percentile (Hourly)	10th Percentile (Annual)	25th Percentile (Annual)	50th Percentile (Annual)	75th Percentile (Annual)	90th Percentile (Annual)
43-4111	Interviewers, Except Eligibility and Loan	120	16.17	\$17.95	\$37,334	2.1	\$13.68	\$15.98	\$18.01	\$20.25	\$22.47	\$28,453	\$33,231	\$37,452	\$42,127	\$46,732
43-4121	Library Assistants, Clerical	130	25.82	\$10.58	\$22,002	10.73	\$7.75	\$8.26	\$9.11	\$12.18	\$16.56	\$16,117	\$17,180	\$18,942	\$25,325	\$34,438
43-4131	Loan Interviewers and Clerks			\$13.33	\$27,718	16.15	\$7.82	\$8.68	\$13.72	\$16.55	\$19.67	\$16,272	\$18,060	\$28,547	\$34,428	\$40,915
43-4141	New Accounts Clerks			\$15.62	\$32,489	4.88	\$13.08	\$13.92	\$15.26	\$17.31	\$19.24	\$27,204	\$28,944	\$31,746	\$36,007	\$40,026
43-4151	Order Clerks	80	30.85	\$15.40	\$32,037	3.69	\$10.92	\$12.91	\$14.76	\$17.67	\$21.50	\$22,717	\$26,850	\$30,697	\$36,761	\$44,726
43-4161	Human Resources Assistants, Except Payroll and Timekeeping	80	7.93	\$17.81	\$37,051	2.69	\$11.41	\$14.87	\$18.73	\$20.93	\$23.09	\$23,727	\$30,926	\$38,969	\$43,531	\$48,036
43-4171	Receptionists and Information Clerks	1,140	8.3	\$12.73	\$26,485	2.55	\$7.78	\$9.53	\$12.87	\$15.24	\$17.65	\$16,191	\$19,828	\$26,762	\$31,698	\$36,717
43-4181	Reservation and Transportation Ticket Agents and Travel Clerks	60	38.1													
43-4199	Information and Record Clerks, All Other	310	3.64	\$21.66	\$45,060	3.35	\$13.53	\$14.45	\$17.89	\$22.69	\$44.56	\$28,145	\$30,049	\$37,220	\$47,193	\$92,687
43-5021	Couriers and Messengers	50	15.87	\$13.74	\$28,579	4.93	\$10.10	\$11.75	\$13.92	\$15.62	\$17.47	\$21,015	\$24,445	\$28,952	\$32,483	\$36,333
43-5031	Police, Fire, and Ambulance Dispatchers	90	32.71	\$21.44	\$44,600	2.01	\$16.67	\$18.75	\$21.27	\$24.47	\$27.60	\$34,682	\$39,004	\$44,237	\$50,899	\$57,401
43-5032	Dispatchers, Except Police, Fire, and Ambulance	120	19.6	\$16.31	\$33,924	3.62	\$11.91	\$13.27	\$15.77	\$19.30	\$21.92	\$24,771	\$27,604	\$32,807	\$40,151	\$45,586
43-5041	Meter Readers, Utilities	50	16.91	\$23.33	\$48,518	6	\$16.32	\$18.98	\$22.82	\$28.20	\$31.18	\$33,937	\$39,475	\$47,474	\$58,664	\$64,859
43-5051	Postal Service Clerks	40	0.02	\$25.40	\$52,841		\$24.76	\$25.52	\$25.53	\$25.53	\$26.55	\$51,509	\$53,085	\$53,093	\$53,102	\$55,233
43-5052	Postal Service Mail Carriers	270	0	\$24.41	\$50,766		\$18.51	\$22.71	\$26.07	\$26.26	\$26.92	\$38,491	\$47,242	\$54,230	\$54,616	\$55,992
43-5053	Postal Service Mail Sorters, Processors, and Processing Machine Operators	40	0.03	\$23.26	\$48,389		\$11.10	\$24.74	\$25.52	\$25.53	\$26.08	\$23,087	\$51,451	\$53,088	\$53,098	\$54,247
43-5061	Production, Planning, and Expediting Clerks	110	12.43	\$23.70	\$49,296	2.04	\$16.39	\$18.41	\$22.34	\$27.99	\$35.12	\$34,085	\$38,302	\$46,474	\$58,214	\$73,057
43-5071	Shipping, Receiving, and Traffic Clerks	580	10.26	\$14.58	\$30,323	2.84	\$9.19	\$11.22	\$14.53	\$17.61	\$20.50	\$19,117	\$23,339	\$30,218	\$36,628	\$42,643
43-5081	Stock Clerks and Order Fillers	1,880	12.39	\$11.50	\$23,923	2.31	\$7.87	\$8.73	\$10.50	\$13.59	\$17.19	\$16,372	\$18,160	\$21,835	\$28,269	\$35,753
43-6011	Executive Secretaries and Executive Administrative Assistants	1,200	6.39	\$21.23	\$44,157	2.24	\$14.24	\$17.16	\$20.36	\$24.92	\$30.22	\$29,628	\$35,698	\$42,352	\$51,844	\$62,863
43-6012	Legal Secretaries	100	29.23	\$18.10	\$37,642	11.62	\$11.30	\$14.28	\$19.39	\$21.46	\$22.70	\$23,514	\$29,707	\$40,332	\$44,631	\$47,214
43-6013	Medical Secretaries	400	25.61	\$14.54	\$30,245	5.98	\$9.52	\$10.79	\$14.03	\$18.35	\$20.91	\$19,793	\$22,437	\$29,187	\$38,167	\$43,491
43-6014	Secretaries and Administrative Assistants, Except Legal, Medical, and Executive	3,610	5.79	\$15.26	\$31,743	1.48	\$9.40	\$12.22	\$15.17	\$18.09	\$21.35	\$19,557	\$25,425	\$31,554	\$37,619	\$44,405
43-9011	Computer Operators	10	10.89	\$21.79	\$45,328	3.73	\$18.79	\$19.83	\$21.42	\$23.28	\$26.34	\$39,081	\$41,247	\$44,554	\$48,419	\$54,792
43-9021	Data Entry Keyers	180	27.67	\$13.88	\$28,879	4.74	\$8.62	\$11.59	\$13.75	\$16.91	\$19.06	\$17,923	\$24,098	\$28,605	\$35,182	\$39,649
43-9022	Word Processors and Typists	40	2.66	\$15.58	\$32,415	2.99	\$12.86	\$14.44	\$14.71	\$17.23	\$18.82	\$26,757	\$30,036	\$30,601	\$35,848	\$39,153
43-9041	Insurance Claims and Policy Processing Clerks	70	32.64	\$18.50	\$38,489	4.35	\$13.17	\$15.16	\$17.65	\$20.71	\$25.24	\$27,403	\$31,524	\$36,717	\$43,071	\$52,497
43-9051	Mail Clerks and Mail Machine Operators, Except Postal Service	50	37.88	\$11.57	\$24,068	6.65	\$7.86	\$8.64	\$10.35	\$15.05	\$17.70	\$16,342	\$17,970	\$21,527	\$31,304	\$36,825
43-9061	Office Clerks, General	1,080	8.84	\$12.73	\$26,481	2.26	\$8.16	\$9.58	\$11.73	\$14.99	\$18.41	\$16,968	\$19,923	\$24,401	\$31,170	\$38,285
43-9071	Office Machine Operators, Except Computer	30	30.01	\$14.54	\$30,251	3.75	\$9.61	\$11.03	\$14.74	\$17.46	\$19.71	\$19,990	\$22,949	\$30,666	\$36,321	\$40,997
43-9799	Office and Administrative Support Workers, All Other*	90	19.43	\$15.66	\$32,567	7.98	\$9.33	\$10.81	\$14.36	\$17.46	\$23.64	\$19,402	\$22,476	\$29,868	\$36,317	\$49,179
45-0000	Farming, Fishing, and Forestry Occupations	170	20.42	\$12.66	\$26,329	5.19	\$7.67	\$9.51	\$11.41	\$14.21	\$19.03	\$15,950	\$19,788	\$23,740	\$29,551	\$39,592
45-1011	First-Line Supervisors of Farming, Fishing, and Forestry Workers	20	43.08	\$15.68	\$32,605	6.62	\$12.98	\$13.84	\$15.15	\$16.78	\$20.40	\$26,998	\$28,777	\$31,514	\$34,908	\$42,442
45-2092	Farmworkers and Laborers, Crop, Nursery, and Greenhouse	80	29.97	\$13.25	\$27,565	7.88	\$9.40	\$10.37	\$11.42	\$13.61	\$23.49	\$19,557	\$21,569	\$23,756	\$28,304	\$48,864

Occupational Code	Occupational Title	Employment Estimate	Employment Percentage Relative Standard Error	Average Hourly Wage	Average Annual Wage	Wage Percentage Relative Standard Error	10th Percentile (Hourly)	25th Percentile (Hourly)	50th Percentile (Hourly)	75th Percentile (Hourly)	90th Percentile (Hourly)	10th Percentile (Annual)	25th Percentile (Annual)	50th Percentile (Annual)	75th Percentile (Annual)	90th Percentile (Annual)
45-2093	Farmworkers, Farm, Ranch, and Aquacultural Animals	60	27.52	\$10.29	\$21,405	9.57	\$7.49	\$7.65	\$9.01	\$11.96	\$14.20	\$15,581	\$15,914	\$18,742	\$24,872	\$29,542
47-0000	Construction and Extraction Occupations	5,940	6.26	\$20.09	\$41,785	1.5	\$12.63	\$15.40	\$19.12	\$23.76	\$29.31	\$26,270	\$32,030	\$39,775	\$49,429	\$60,972
47-1011	First-Line Supervisors of Construction Trades and Extraction Workers	510	11.21	\$29.59	\$61,556	2.87	\$18.34	\$24.51	\$29.85	\$34.95	\$40.85	\$38,153	\$50,983	\$62,082	\$72,693	\$84,968
47-2021	Brickmasons and Blockmasons	200	21.05	\$22.13	\$46,039	3.8	\$14.30	\$17.90	\$23.29	\$26.49	\$28.77	\$29,741	\$37,225	\$48,439	\$55,099	\$59,851
47-2031	Carpenters	720	19.41	\$19.30	\$40,148	4.5	\$13.47	\$15.89	\$19.12	\$22.08	\$26.15	\$28,022	\$33,060	\$39,763	\$45,926	\$54,396
47-2051	Cement Masons and Concrete Finishers	310	32.82	\$15.37	\$31,973	6.53	\$10.48	\$12.15	\$14.61	\$17.95	\$21.50	\$21,805	\$25,271	\$30,386	\$37,346	\$44,718
47-2061	Construction Laborers	610	21.16	\$15.30	\$31,832	3.92	\$10.05	\$11.84	\$14.95	\$17.70	\$21.62	\$20,909	\$24,633	\$31,091	\$36,818	\$44,961
47-2071	Paving, Surfacing, and Tamping Equipment Operators	110	18.92	\$20.49	\$42,609	4.86	\$15.00	\$16.82	\$19.94	\$23.55	\$27.64	\$31,197	\$34,990	\$41,472	\$48,976	\$57,497
47-2073	Operating Engineers and Other Construction Equipment Operators	360	21.81	\$20.45	\$42,526	1.77	\$15.41	\$17.19	\$19.73	\$23.27	\$27.50	\$32,058	\$35,759	\$41,039	\$48,412	\$57,208
47-2081	Drywall and Ceiling Tile Installers	280	23.32	\$18.57	\$38,623	5.13	\$13.86	\$16.38	\$18.43	\$20.91	\$23.89	\$28,838	\$34,064	\$38,345	\$43,485	\$49,688
47-2082	Tapers	30	42.59	\$18.33	\$38,123	3.61	\$15.78	\$16.59	\$17.93	\$19.72	\$22.96	\$32,814	\$34,498	\$37,304	\$41,027	\$47,760
47-2111	Electricians	390	19.89	\$21.46	\$44,644	2.37	\$16.01	\$18.38	\$21.06	\$24.74	\$27.98	\$33,299	\$38,229	\$43,815	\$51,456	\$58,195
47-2121	Glaziers			\$17.34	\$36,071	10.1	\$12.59	\$14.30	\$16.59	\$19.36	\$24.80	\$26,183	\$29,753	\$34,517	\$40,277	\$51,590
47-2141	Painters, Construction and Maintenance	190	17.9	\$19.12	\$39,777	4.56	\$13.58	\$15.23	\$18.65	\$22.22	\$26.80	\$28,254	\$31,685	\$38,791	\$46,221	\$55,747
47-2151	Pipelayers	80	38.45	\$17.37	\$36,124	3.36	\$13.49	\$15.09	\$16.96	\$19.04	\$22.93	\$28,063	\$31,392	\$35,269	\$39,613	\$47,684
47-2152	Plumbers, Pipefitters, and Steamfitters	660	35.38	\$20.66	\$42,968	4.65	\$13.41	\$17.35	\$20.66	\$23.07	\$28.87	\$27,892	\$36,096	\$42,972	\$47,981	\$60,049
47-2181	Roofers	80	19.18	\$16.33	\$33,963	3.5	\$12.70	\$13.76	\$15.38	\$18.56	\$22.04	\$26,426	\$28,612	\$31,990	\$38,608	\$45,841
47-2211	Sheet Metal Workers			\$18.98	\$39,475	9.11	\$11.69	\$14.81	\$18.13	\$23.34	\$27.54	\$24,316	\$30,800	\$37,705	\$48,538	\$57,285
47-2221	Structural Iron and Steel Workers	290	28.54	\$23.62	\$49,130	2.74	\$16.27	\$18.85	\$24.11	\$27.63	\$31.62	\$33,837	\$39,213	\$50,151	\$57,480	\$65,779
47-3011	Helpers--Brickmasons, Blockmasons, Stonemasons, and Tile and Marble Setters	50	26.09	\$15.57	\$32,392	6.2	\$13.36	\$14.68	\$15.62	\$17.00	\$17.93	\$27,788	\$30,539	\$32,491	\$35,360	\$37,288
47-3013	Helpers--Electricians	30	40.28	\$11.13	\$23,159	9.27	\$8.93	\$9.96	\$10.80	\$11.65	\$12.15	\$18,580	\$20,707	\$22,454	\$24,222	\$25,282
47-3015	Helpers--Pipelayers, Plumbers, Pipefitters, and Steamfitters	20	19.34	\$15.40	\$32,026	3.38	\$12.33	\$13.30	\$14.82	\$17.23	\$19.80	\$25,644	\$27,662	\$30,830	\$35,840	\$41,194
47-4011	Construction and Building Inspectors			\$23.91	\$49,739	5.75	\$14.55	\$18.07	\$23.16	\$28.45	\$35.24	\$30,255	\$37,593	\$48,181	\$59,166	\$73,304
47-4041	Hazardous Materials Removal Workers			\$19.28	\$40,100	3.08	\$15.10	\$16.56	\$18.57	\$21.82	\$25.15	\$31,402	\$34,440	\$38,629	\$45,387	\$52,315
47-4051	Highway Maintenance Workers	80	32.57	\$20.24	\$42,103	2.76	\$15.63	\$18.36	\$20.60	\$22.08	\$24.21	\$32,515	\$38,183	\$42,856	\$45,917	\$50,356
47-4071	Septic Tank Servicers and Sewer Pipe Cleaners			\$24.50	\$50,962	7.33	\$16.47	\$19.18	\$22.49	\$31.23	\$34.09	\$34,266	\$39,894	\$46,771	\$64,957	\$70,911
47-5013	Service Unit Operators, Oil, Gas, and Mining			\$27.56	\$57,318	24.46	\$15.36	\$16.65	\$31.05	\$35.92	\$41.43	\$31,951	\$34,638	\$64,576	\$74,711	\$86,172
47-5042	Mine Cutting and Channeling Machine Operators	10	26.59	\$16.51	\$34,344	2.72	\$13.55	\$15.08	\$16.49	\$17.92	\$20.00	\$28,185	\$31,369	\$34,305	\$37,268	\$41,608
47-5051	Rock Splitters, Quarry	20	28.86	\$13.87	\$28,847	2.54	\$11.97	\$12.72	\$13.78	\$14.95	\$16.52	\$24,903	\$26,461	\$28,660	\$31,105	\$34,353
47-5071	Roustabouts, Oil and Gas	10	24.56	\$17.04	\$35,444	5.89	\$12.67	\$14.78	\$16.52	\$18.19	\$24.53	\$26,359	\$30,747	\$34,367	\$37,844	\$51,029
49-0000	Installation, Maintenance, and Repair Occupations	4,370	6.39	\$21.35	\$44,414	2.11	\$11.24	\$15.17	\$19.86	\$26.32	\$33.90	\$23,389	\$31,547	\$41,310	\$54,742	\$70,511
49-1011	First-Line Supervisors of Mechanics, Installers, and Repairers	280	10.83	\$29.72	\$61,819	3.41	\$14.94	\$21.15	\$29.99	\$37.13	\$44.95	\$31,071	\$44,001	\$62,386	\$77,226	\$93,491
49-2011	Computer, Automated Teller, and Office Machine Repairers	60	27.12	\$18.74	\$38,985	5.03	\$13.92	\$16.19	\$18.66	\$21.14	\$24.79	\$28,962	\$33,671	\$38,805	\$43,977	\$51,573

Occupational Code	Occupational Title	Employment Estimate	Employment Percentage Relative Standard Error	Average Hourly Wage	Average Annual Wage	Wage Percentage Relative Standard Error	10th Percentile (Hourly)	25th Percentile (Hourly)	50th Percentile (Hourly)	75th Percentile (Hourly)	90th Percentile (Hourly)	10th Percentile (Annual)	25th Percentile (Annual)	50th Percentile (Annual)	75th Percentile (Annual)	90th Percentile (Annual)
49-2022	Telecommunications Equipment Installers and Repairers, Except Line Installers			\$28.55	\$59,375	7.95	\$23.25	\$24.46	\$26.40	\$28.26	\$33.46	\$48,366	\$50,875	\$54,921	\$58,781	\$69,591
49-2091	Avionics Technicians			\$17.23	\$35,833	13.8	\$8.33	\$11.24	\$18.21	\$22.00	\$25.86	\$17,333	\$23,380	\$37,882	\$45,753	\$53,788
49-2092	Electric Motor, Power Tool, and Related Repairers			\$20.41	\$42,462	6.45	\$16.87	\$18.35	\$19.75	\$22.26	\$25.87	\$35,099	\$38,178	\$41,075	\$46,306	\$53,808
49-2094	Electrical and Electronics Repairers, Commercial and Industrial Equipment	150	10.68	\$28.96	\$60,244	5.59	\$19.41	\$22.31	\$27.52	\$36.71	\$40.89	\$40,363	\$46,402	\$57,237	\$76,361	\$85,060
49-2097	Electronic Home Entertainment Equipment Installers and Repairers	90	22.32	\$15.14	\$31,485	2.07	\$11.89	\$12.75	\$14.16	\$17.48	\$21.01	\$24,725	\$26,528	\$29,446	\$36,368	\$43,702
49-3011	Aircraft Mechanics and Service Technicians	50	10.74	\$21.14	\$43,973	2.5	\$14.56	\$16.99	\$20.25	\$25.58	\$29.90	\$30,283	\$35,340	\$42,119	\$53,199	\$62,183
49-3021	Automotive Body and Related Repairers	160	31.38	\$24.63	\$51,226	11.04	\$12.83	\$15.71	\$21.36	\$31.94	\$45.00	\$26,684	\$32,683	\$44,429	\$66,443	\$93,595
49-3023	Automotive Service Technicians and Mechanics	650	18.23	\$18.93	\$39,376	6.22	\$9.61	\$14.85	\$17.83	\$22.43	\$28.91	\$19,995	\$30,886	\$37,087	\$46,661	\$60,123
49-3031	Bus and Truck Mechanics and Diesel Engine Specialists	110	23.1	\$24.00	\$49,917	3.35	\$16.54	\$21.24	\$24.61	\$27.59	\$30.20	\$34,405	\$44,177	\$51,198	\$57,389	\$62,822
49-3042	Mobile Heavy Equipment Mechanics, Except Engines	80	29.02	\$22.04	\$45,836	1.82	\$16.36	\$18.91	\$21.58	\$24.79	\$28.60	\$34,036	\$39,323	\$44,890	\$51,562	\$59,497
49-3053	Outdoor Power Equipment and Other Small Engine Mechanics	50	39.5	\$17.11	\$35,595	5.5	\$12.34	\$14.04	\$16.71	\$19.95	\$22.81	\$25,660	\$29,205	\$34,747	\$41,498	\$47,445
49-3092	Recreational Vehicle Service Technicians	50	40.39	\$16.33	\$33,970	10.87	\$12.83	\$13.73	\$15.20	\$17.95	\$23.67	\$26,685	\$28,568	\$31,608	\$37,339	\$49,228
49-9012	Control and Valve Installers and Repairers, Except Mechanical Door	60	16.95	\$28.57	\$59,416	2.23	\$19.57	\$25.24	\$29.21	\$32.97	\$37.00	\$40,704	\$52,498	\$60,766	\$68,587	\$76,950
49-9021	Heating, Air Conditioning, and Refrigeration Mechanics and Installers	280	36.21	\$22.31	\$46,413	5.28	\$15.21	\$18.28	\$21.40	\$25.53	\$28.85	\$31,628	\$38,030	\$44,508	\$53,100	\$60,007
49-9031	Home Appliance Repairers	50	41.39	\$20.23	\$42,076	14.28	\$15.22	\$16.12	\$17.62	\$24.15	\$29.20	\$31,652	\$33,524	\$36,645	\$50,223	\$60,731
49-9041	Industrial Machinery Mechanics	240	22.42	\$26.96	\$56,067	6.57	\$14.67	\$19.69	\$27.46	\$34.62	\$40.27	\$30,515	\$40,946	\$57,117	\$72,008	\$83,766
49-9051	Electrical Power-Line Installers and Repairers	80	18.66	\$28.86	\$60,021	3.34	\$19.81	\$25.86	\$29.34	\$33.41	\$36.57	\$41,214	\$53,781	\$61,027	\$69,485	\$76,070
49-9069	Precision Instrument and Equipment Repairers, All Other			\$26.87	\$55,897	12.3	\$15.42	\$16.76	\$30.52	\$37.86	\$37.87	\$32,073	\$34,863	\$63,479	\$78,749	\$78,761
49-9071	Maintenance and Repair Workers, General	1,090	11.5	\$17.01	\$35,378	2.22	\$10.31	\$12.65	\$16.65	\$20.51	\$24.63	\$21,439	\$26,319	\$34,622	\$42,661	\$51,225
49-9094	Locksmiths and Safe Repairers			\$13.11	\$27,261	16.39	\$7.89	\$8.92	\$11.26	\$16.90	\$20.66	\$16,418	\$18,557	\$23,413	\$35,160	\$42,972
49-9098	Helpers--Installation, Maintenance, and Repair Workers	40	27.54	\$11.52	\$23,952	7.43	\$8.11	\$8.73	\$9.80	\$13.58	\$18.07	\$16,876	\$18,150	\$20,392	\$28,247	\$37,588
49-9799	Installation, Maintenance, and Repair Workers, All Other*	110	34.1	\$15.08	\$31,374	5.62	\$8.73	\$11.18	\$14.12	\$17.99	\$24.41	\$18,165	\$23,255	\$29,375	\$37,429	\$50,770
51-0000	Production Occupations	6,430	8.62	\$16.55	\$34,418	1.71	\$9.18	\$11.77	\$15.24	\$19.69	\$25.17	\$19,101	\$24,472	\$31,700	\$40,961	\$52,352
51-1011	First-Line Supervisors of Production and Operating Workers	410	13.05	\$26.73	\$55,598	3.56	\$14.17	\$18.54	\$24.66	\$33.25	\$43.88	\$29,466	\$38,553	\$51,296	\$69,165	\$91,265
51-2022	Electrical and Electronic Equipment Assemblers	480	20.72	\$15.02	\$31,249	2.27	\$10.45	\$11.86	\$14.00	\$17.11	\$21.46	\$21,739	\$24,676	\$29,113	\$35,595	\$44,645
51-2041	Structural Metal Fabricators and Fitters	50	20.78													
51-2092	Team Assemblers	520	19.89	\$14.62	\$30,406	4.33	\$8.89	\$11.14	\$14.05	\$17.24	\$21.07	\$18,488	\$23,172	\$29,227	\$35,867	\$43,819
51-2099	Assemblers and Fabricators, All Other	140	20.16	\$12.36	\$25,715	3.31	\$9.18	\$10.73	\$12.43	\$13.94	\$15.89	\$19,092	\$22,323	\$25,857	\$29,003	\$33,043
51-3011	Bakers	120	26.08	\$11.13	\$23,159	4.08	\$7.91	\$9.09	\$10.76	\$12.93	\$15.05	\$16,452	\$18,906	\$22,373	\$26,886	\$31,295
51-3021	Butchers and Meat Cutters			\$15.47	\$32,172	3.11	\$8.82	\$13.21	\$15.69	\$18.16	\$21.36	\$18,347	\$27,487	\$32,642	\$37,769	\$44,434

Occupational Code	Occupational Title	Employment Estimate	Employment Percentage Relative Standard Error	Average Hourly Wage	Average Annual Wage	Wage Percentage Relative Standard Error	10th Percentile (Hourly)	25th Percentile (Hourly)	50th Percentile (Hourly)	75th Percentile (Hourly)	90th Percentile (Hourly)	10th Percentile (Annual)	25th Percentile (Annual)	50th Percentile (Annual)	75th Percentile (Annual)	90th Percentile (Annual)
51-3092	Food Batchmakers			\$11.53	\$23,982	16.09	\$7.67	\$8.22	\$9.15	\$13.86	\$17.60	\$15,951	\$17,103	\$19,023	\$28,830	\$36,613
51-4011	Computer-Controlled Machine Tool Operators, Metal and Plastic	90	25.85	\$17.31	\$36,001	6.11	\$11.35	\$14.73	\$16.95	\$20.27	\$23.89	\$23,614	\$30,628	\$35,262	\$42,170	\$49,697
51-4031	Cutting, Punching, and Press Machine Setters, Operators, and Tenders, Metal and Plastic	120	12.64	\$13.30	\$27,664	6.42	\$8.13	\$9.21	\$13.03	\$15.98	\$20.20	\$16,906	\$19,159	\$27,101	\$33,242	\$42,015
51-4033	Grinding, Lapping, Polishing, and Buffing Machine Tool Setters, Operators, and Tenders, Metal and Plastic	60	25.73	\$14.13	\$29,393	4.86	\$10.00	\$10.95	\$13.07	\$17.42	\$20.89	\$20,794	\$22,776	\$27,194	\$36,243	\$43,457
51-4041	Machinists	330	17.38	\$19.54	\$40,645	3.45	\$12.35	\$16.09	\$19.65	\$23.05	\$26.96	\$25,678	\$33,461	\$40,870	\$47,945	\$56,085
51-4072	Molding, Coremaking, and Casting Machine Setters, Operators, and Tenders, Metal and Plastic	90	31.92	\$15.09	\$31,385	7.78	\$8.89	\$10.95	\$15.07	\$19.63	\$21.65	\$18,499	\$22,776	\$31,336	\$40,840	\$45,039
51-4081	Multiple Machine Tool Setters, Operators, and Tenders, Metal and Plastic	230	15.39	\$17.35	\$36,096	7.87	\$11.77	\$14.07	\$17.42	\$20.63	\$23.50	\$24,473	\$29,276	\$36,231	\$42,910	\$48,887
51-4121	Welders, Cutters, Solderers, and Brazers	180	19.56	\$19.01	\$39,543	5.11	\$12.49	\$14.24	\$17.16	\$20.88	\$30.55	\$25,982	\$29,622	\$35,683	\$43,427	\$63,538
51-4122	Welding, Soldering, and Brazing Machine Setters, Operators, and Tenders	20	38.31	\$14.09	\$29,316	4.52	\$11.72	\$12.86	\$14.11	\$15.37	\$17.13	\$24,385	\$26,757	\$29,342	\$31,978	\$35,639
51-5111	Prepress Technicians and Workers			\$22.98	\$47,796	5.94	\$20.57	\$21.56	\$23.21	\$24.79	\$25.75	\$42,788	\$44,845	\$48,272	\$51,555	\$53,560
51-5112	Printing Press Operators	200	23.97	\$15.17	\$31,549	9.08	\$8.74	\$10.32	\$12.68	\$19.37	\$23.97	\$18,177	\$21,468	\$26,367	\$40,299	\$49,867
51-6011	Laundry and Dry-Cleaning Workers	150	9.28	\$9.14	\$19,013	2.58	\$7.59	\$8.00	\$8.80	\$10.15	\$11.80	\$15,792	\$16,645	\$18,298	\$21,112	\$24,540
51-6031	Sewing Machine Operators	80	36.03	\$13.33	\$27,726	7.05	\$9.22	\$10.75	\$13.23	\$16.31	\$17.67	\$19,173	\$22,370	\$27,512	\$33,919	\$36,759
51-7011	Cabinetmakers and Bench Carpenters	160	23.69	\$14.53	\$30,231	5.43	\$8.46	\$10.97	\$14.05	\$17.70	\$21.76	\$17,596	\$22,809	\$29,229	\$36,810	\$45,267
51-7041	Sawing Machine Setters, Operators, and Tenders, Wood			\$16.67	\$34,680	4.52	\$15.00	\$15.61	\$16.70	\$17.84	\$18.52	\$31,207	\$32,479	\$34,741	\$37,104	\$38,530
51-7042	Woodworking Machine Setters, Operators, and Tenders, Except Sawing	50	39.53	\$13.12	\$27,299	7.7	\$8.66	\$10.41	\$13.21	\$15.54	\$17.87	\$18,016	\$21,649	\$27,477	\$32,320	\$37,177
51-8021	Stationary Engineers and Boiler Operators	20	7.14	\$23.32	\$48,513	3.66	\$18.88	\$20.49	\$22.41	\$26.61	\$29.92	\$39,272	\$42,629	\$46,604	\$55,344	\$62,239
51-8031	Water and Liquid Waste Treatment Plant and System Operators	170	23.54	\$23.79	\$49,474	3.57	\$15.37	\$19.15	\$24.07	\$28.76	\$32.10	\$31,967	\$39,826	\$50,057	\$59,812	\$66,769
51-9021	Crushing, Grinding, and Polishing Machine Setters, Operators, and Tenders	40	42.26	\$16.56	\$34,442	13.36	\$8.67	\$14.81	\$17.57	\$20.18	\$21.72	\$18,036	\$30,803	\$36,555	\$41,965	\$45,178
51-9023	Mixing and Blending Machine Setters, Operators, and Tenders	10	21.29	\$13.39	\$27,852	6.38	\$10.37	\$11.83	\$13.28	\$14.95	\$17.08	\$21,580	\$24,596	\$27,624	\$31,096	\$35,529
51-9032	Cutting and Slicing Machine Setters, Operators, and Tenders	10	18.21	\$14.65	\$30,465	3.21	\$12.32	\$13.14	\$14.51	\$16.34	\$17.64	\$25,635	\$27,339	\$30,180	\$33,983	\$36,696
51-9041	Extruding, Forming, Pressing, and Compacting Machine Setters, Operators, and Tenders	10	36.18	\$14.65	\$30,474	11.13	\$8.54	\$11.02	\$13.45	\$17.33	\$22.42	\$17,755	\$22,922	\$27,974	\$36,040	\$46,642
51-9061	Inspectors, Testers, Sorters, Samplers, and Weighers			\$17.30	\$35,982	2.77	\$12.82	\$14.27	\$16.60	\$19.36	\$22.68	\$26,656	\$29,682	\$34,532	\$40,274	\$47,183
51-9081	Dental Laboratory Technicians			\$18.92	\$39,352	11.57	\$12.91	\$15.57	\$17.94	\$20.85	\$30.70	\$26,845	\$32,382	\$37,320	\$43,360	\$63,846
51-9111	Packaging and Filling Machine Operators and Tenders			\$14.64	\$30,451	5.57	\$9.14	\$10.69	\$13.05	\$18.71	\$22.53	\$19,012	\$22,228	\$27,153	\$38,907	\$46,872
51-9121	Coating, Painting, and Spraying Machine Setters, Operators, and Tenders	60	33.41	\$12.87	\$26,772	4.01	\$8.52	\$10.07	\$12.19	\$15.10	\$18.51	\$17,727	\$20,946	\$25,361	\$31,412	\$38,492
51-9122	Painters, Transportation Equipment	20	18.36	\$25.27	\$52,558	13.83	\$14.81	\$20.97	\$24.29	\$27.82	\$40.38	\$30,813	\$43,609	\$50,513	\$57,856	\$83,984

Occupational Code	Occupational Title	Employment Estimate	Employment Percentage Relative Standard Error	Average Hourly Wage	Average Annual Wage	Wage Percentage Relative Standard Error	10th Percentile (Hourly)	25th Percentile (Hourly)	50th Percentile (Hourly)	75th Percentile (Hourly)	90th Percentile (Hourly)	10th Percentile (Annual)	25th Percentile (Annual)	50th Percentile (Annual)	75th Percentile (Annual)	90th Percentile (Annual)
51-9151	Photographic Process Workers and Priocessing Machine Operators	40	11.66	\$12.73	\$26,485	5.52	\$8.52	\$9.95	\$12.27	\$14.74	\$17.40	\$17,715	\$20,704	\$25,527	\$30,653	\$36,187
51-9195	Molders, Shapers, and Casters, Except Metal and Plastic			\$10.97	\$22,827	19.99	\$7.60	\$8.05	\$8.79	\$15.39	\$18.47	\$15,811	\$16,742	\$18,292	\$32,008	\$38,423
51-9196	Paper Goods Machine Setters, Operators, and Tenders	10	5.56													
51-9198	Helpers--Production Workers	230	31.21	\$12.59	\$26,196	5.56	\$8.07	\$9.40	\$12.07	\$14.49	\$18.14	\$16,782	\$19,553	\$25,109	\$30,140	\$37,724
51-9399	Production Workers, All Other*			\$11.43	\$23,777	4.86	\$7.92	\$8.96	\$10.69	\$12.49	\$16.52	\$16,484	\$18,627	\$22,230	\$25,989	\$34,367
53-0000	Transportation and Material Moving Occupations	5,390	7.34	\$14.54	\$30,248	3.48	\$8.00	\$9.78	\$13.58	\$18.06	\$22.08	\$16,650	\$20,337	\$28,237	\$37,558	\$45,928
53-1021	First-Line Supervisors of Helpers, Laborers, and Material Movers, Hand	90	12.09	\$21.58	\$44,897	3.24	\$15.83	\$18.56	\$21.37	\$24.75	\$27.75	\$32,931	\$38,607	\$44,445	\$51,475	\$57,717
53-1031	First-Line Supervisors of Transportation and Material-Moving Machine and Vehicle Operators	90	19.46	\$23.73	\$49,353	4.64	\$13.77	\$16.37	\$21.14	\$28.00	\$39.71	\$28,647	\$34,050	\$43,979	\$58,230	\$82,604
53-3031	Driver/Sales Workers	520	44.73	\$10.17	\$21,149	12.22	\$7.48	\$7.63	\$8.41	\$10.37	\$12.80	\$15,568	\$15,873	\$17,494	\$21,572	\$26,618
53-3032	Heavy and Tractor-Trailer Truck Drivers	850	9.94	\$18.45	\$38,378	3.95	\$13.49	\$15.34	\$17.53	\$20.89	\$26.08	\$28,053	\$31,902	\$36,472	\$43,462	\$54,238
53-3033	Light Truck or Delivery Services Drivers	670	12.23	\$14.62	\$30,413	6.17	\$8.67	\$10.43	\$13.45	\$16.65	\$23.75	\$18,044	\$21,689	\$27,986	\$34,626	\$49,396
53-3041	Taxi Drivers and Chauffeurs	80	21.39	\$11.71	\$24,361	4.19	\$8.27	\$9.69	\$12.23	\$13.54	\$14.33	\$17,196	\$20,165	\$25,436	\$28,154	\$29,797
53-3099	Motor Vehicle Operators, All Other	60	29.68	\$14.14	\$29,402	8.33	\$8.34	\$10.64	\$14.92	\$16.88	\$19.30	\$17,342	\$22,132	\$31,030	\$35,111	\$40,144
53-6031	Automotive and Watercraft Service Attendants	140	45.91	\$8.96	\$18,642	3.28	\$7.62	\$8.07	\$8.81	\$9.77	\$11.13	\$15,854	\$16,790	\$18,333	\$20,329	\$23,153
53-7021	Crane and Tower Operators	10	20.23	\$22.69	\$47,190	7.19	\$15.54	\$17.97	\$23.15	\$26.98	\$30.16	\$32,333	\$37,385	\$48,150	\$56,113	\$62,738
53-7032	Excavating and Loading Machine and Dragline Operators	30	39.86	\$22.05	\$45,855	7.88	\$14.81	\$16.85	\$20.83	\$27.84	\$31.69	\$30,795	\$35,042	\$43,328	\$57,909	\$65,906
53-7051	Industrial Truck and Tractor Operators	320	19.16	\$17.21	\$35,795	5.94	\$10.24	\$12.96	\$16.84	\$21.64	\$24.25	\$21,290	\$26,958	\$35,029	\$45,017	\$50,446
53-7061	Cleaners of Vehicles and Equipment	190	34.4	\$10.52	\$21,889	2.67	\$7.84	\$9.10	\$10.36	\$11.49	\$13.51	\$16,299	\$18,925	\$21,548	\$23,903	\$28,100
53-7062	Laborers and Freight, Stock, and Material Movers, Hand	1,420	16.8	\$12.92	\$26,880	2.83	\$8.35	\$9.71	\$12.06	\$16.01	\$19.03	\$17,378	\$20,186	\$25,089	\$33,294	\$39,573
53-7064	Packers and Packagers, Hand	300	20.83	\$11.28	\$23,455	9.91	\$7.54	\$7.80	\$8.87	\$12.44	\$20.05	\$15,685	\$16,218	\$18,449	\$25,884	\$41,697

Occupational Code	Occupational Title	Employment Estimate	Employment Percentage Relative Standard Error	Average Hourly Wage	Average Annual Wage	Wage Percentage Relative Standard Error	10th Percentile (Hourly)	25th Percentile (Hourly)	50th Percentile (Hourly)	75th Percentile (Hourly)	90th Percentile (Hourly)	10th Percentile (Annual)	25th Percentile (Annual)	50th Percentile (Annual)	75th Percentile (Annual)	90th Percentile (Annual)
00-0000	All occupations	57,530	1.66	\$19.02	\$39,553	1.95	\$8.49	\$10.74	\$15.49	\$23.29	\$33.25	\$17,656	\$22,335	\$32,217	\$48,452	\$69,159
11-0000	Management Occupations	2,050	4.47	\$40.50	\$84,242	2.36	\$19.88	\$26.70	\$35.81	\$49.01	\$64.81	\$41,341	\$55,544	\$74,491	\$101,941	\$134,807
11-1021	General and Operations Managers	1,090	6.2	\$41.31	\$85,932	3.19	\$20.39	\$26.45	\$34.11	\$49.32	\$67.54	\$42,404	\$55,021	\$70,946	\$102,589	\$140,477
11-1031	Legislators			\$19.02	\$39,569	11.65	\$8.43	\$12.13	\$14.44	\$27.05	\$29.33	\$17,533	\$25,236	\$30,032	\$56,273	\$61,015
11-2021	Marketing Managers	10	20.75	\$35.23	\$73,280	14.2	\$19.49	\$21.35	\$24.39	\$42.42	\$78.01	\$40,548	\$44,418	\$50,724	\$88,243	\$162,255
11-2022	Sales Managers	40	17.15	\$51.10	\$106,282	11.39	\$24.62	\$28.98	\$36.90	\$67.41		\$51,208	\$60,281	\$76,754	\$140,206	
11-3011	Administrative Services Managers	40	12.39	\$36.52	\$75,963	3.26	\$24.20	\$28.47	\$37.57	\$44.17	\$49.16	\$50,336	\$59,214	\$78,151	\$91,866	\$102,256
11-3021	Computer and Information Systems Managers	10	10.86	\$46.57	\$96,855	4.84	\$34.61	\$38.70	\$45.87	\$51.94	\$56.90	\$71,981	\$80,493	\$95,402	\$108,031	\$118,361
11-3031	Financial Managers	70	10.12	\$45.49	\$94,620	6.18	\$24.27	\$32.10	\$41.56	\$51.75	\$67.22	\$50,475	\$66,760	\$86,451	\$107,634	\$139,814
11-3071	Transportation, Storage, and Distribution Managers	30	16.15	\$41.24	\$85,780	2.17	\$30.84	\$34.20	\$41.91	\$46.53	\$51.95	\$64,140	\$71,136	\$87,163	\$96,778	\$108,060
11-3121	Human Resources Managers	10	12.89	\$38.73	\$80,548	3.93	\$25.77	\$35.33	\$40.13	\$44.89	\$50.67	\$53,607	\$73,481	\$83,477	\$93,381	\$105,399
11-9021	Construction Managers	90	29.38	\$38.02	\$79,074	11.6	\$17.37	\$19.74	\$38.42	\$50.48	\$64.28	\$36,127	\$41,056	\$79,909	\$104,997	\$133,692
11-9033	Education Administrators, Postsecondary	30	8.2	\$32.38	\$67,360	17.31	\$15.42	\$18.20	\$25.30	\$44.02	\$64.51	\$32,065	\$37,847	\$52,628	\$91,569	\$134,184
11-9041	Architectural and Engineering Managers			\$62.59	\$130,190	4.56	\$47.09	\$51.36	\$60.54	\$76.98		\$97,953	\$106,827	\$125,919	\$160,121	
11-9051	Food Service Managers	60	27.88	\$20.54	\$42,728	6.63	\$12.17	\$15.34	\$19.70	\$25.60	\$28.74	\$25,323	\$31,913	\$40,972	\$53,250	\$59,790
11-9081	Lodging Managers			\$23.09	\$48,029	8.85	\$18.84	\$19.80	\$21.41	\$23.01	\$33.77	\$39,184	\$41,186	\$44,524	\$47,861	\$70,233
11-9111	Medical and Health Services Managers	120	5.53	\$48.60	\$101,090	4.19	\$29.13	\$37.85	\$45.89	\$57.33	\$76.54	\$60,597	\$78,737	\$95,451	\$119,249	\$159,209
11-9121	Natural Sciences Managers	10	9.44	\$47.92	\$99,673	4.12	\$37.49	\$43.27	\$48.03	\$52.68	\$65.41	\$77,985	\$90,003	\$99,908	\$109,583	\$136,043
11-9131	Postmasters and Mail Superintendents	10	0.1	\$29.09	\$60,509		\$14.14	\$23.82	\$27.08	\$37.33	\$44.19	\$29,411	\$49,535	\$56,326	\$77,636	\$91,905
11-9141	Property, Real Estate, and Community Association Managers	20	41.33	\$29.69	\$61,752	6.61	\$19.19	\$25.58	\$28.96	\$31.69	\$36.53	\$39,915	\$53,210	\$60,241	\$65,910	\$75,991
11-9151	Social and Community Service Managers	40	14.02	\$30.47	\$63,373	2.19	\$19.13	\$23.69	\$29.02	\$36.46	\$45.95	\$39,790	\$49,266	\$60,372	\$75,841	\$95,581
11-9199	Managers, All Other	100	1.91	\$41.67	\$86,670	2.45	\$27.55	\$31.72	\$41.29	\$51.21	\$57.34	\$57,305	\$65,974	\$85,875	\$106,511	\$119,260
13-0000	Business and Financial Operations Occupations	2,020	5.32	\$28.37	\$59,017	2.34	\$14.59	\$18.64	\$25.22	\$34.62	\$46.06	\$30,347	\$38,765	\$52,456	\$72,015	\$95,804
13-1023	Purchasing Agents, Except Wholesale, Retail, and Farm Products	70	9.62	\$25.03	\$52,057	2.68	\$16.78	\$19.30	\$23.09	\$30.11	\$36.20	\$34,905	\$40,151	\$48,020	\$62,637	\$75,294
13-1031	Claims Adjusters, Examiners, and Investigators	80	27.45	\$28.84	\$59,994	5.07	\$15.76	\$17.41	\$30.35	\$39.62	\$43.55	\$32,788	\$36,214	\$63,131	\$82,420	\$90,576
13-1041	Compliance Officers	50	5.9	\$28.40	\$59,081	3.22	\$14.51	\$18.64	\$27.88	\$33.36	\$41.36	\$30,171	\$38,777	\$57,985	\$69,382	\$86,022
13-1051	Cost Estimators	90	15.58	\$25.35	\$52,737	7.4	\$16.23	\$18.28	\$22.98	\$29.03	\$34.29	\$33,750	\$38,013	\$47,789	\$60,385	\$71,316
13-1078	Human Resources, Training, and Labor Relations Specialists, All Other*	120	9.17	\$22.88	\$47,587	2.74	\$15.00	\$17.84	\$21.64	\$26.48	\$33.47	\$31,209	\$37,114	\$45,015	\$55,075	\$69,620
13-1111	Management Analysts	100	20.85	\$34.08	\$70,885	9	\$21.59	\$24.16	\$28.62	\$35.63	\$53.99	\$44,907	\$50,248	\$59,530	\$74,107	\$112,306
13-1141	Compensation, Benefits, and Job Analysis Specialists	20	8.29	\$22.84	\$47,510	2.46	\$18.30	\$20.37	\$22.20	\$24.71	\$30.27	\$38,072	\$42,368	\$46,184	\$51,402	\$62,970
13-1151	Training and Development Specialists	40	14.46	\$23.41	\$48,701	3.54	\$12.73	\$16.95	\$20.84	\$30.55	\$37.54	\$26,488	\$35,263	\$43,339	\$63,536	\$78,082
13-1161	Market Research Analysts and Marketing Specialists*	50	21.09	\$20.43	\$42,486	5.29	\$12.65	\$13.91	\$16.53	\$30.00	\$34.23	\$26,302	\$28,937	\$34,392	\$62,393	\$71,195
13-1199	Business Operations Specialists, All Other*	540	8.9	\$28.29	\$58,842	6.13	\$13.30	\$17.88	\$26.26	\$34.76	\$47.50	\$27,662	\$37,182	\$54,611	\$72,304	\$98,800
13-2011	Accountants and Auditors	440	9.2	\$29.25	\$60,848	3.42	\$16.01	\$20.18	\$26.73	\$35.69	\$44.88	\$33,311	\$41,974	\$55,591	\$74,238	\$93,349
13-2021	Appraisers and Assessors of Real Estate			\$23.08	\$48,012	2.26	\$19.08	\$20.17	\$21.83	\$25.03	\$30.50	\$39,689	\$41,963	\$45,406	\$52,067	\$63,444
13-2031	Budget Analysts	10	32.64	\$32.50	\$67,598	2.87	\$22.85	\$25.10	\$30.98	\$40.96	\$44.34	\$47,529	\$52,198	\$64,440	\$85,193	\$92,229

Occupational Code	Occupational Title	Employment Estimate	Employment Percentage Relative Standard Error	Average Hourly Wage	Average Annual Wage	Wage Percentage Relative Standard Error	10th Percentile (Hourly)	25th Percentile (Hourly)	50th Percentile (Hourly)	75th Percentile (Hourly)	90th Percentile (Hourly)	10th Percentile (Annual)	25th Percentile (Annual)	50th Percentile (Annual)	75th Percentile (Annual)	90th Percentile (Annual)
13-2052	Personal Financial Advisors	90	35.67	\$31.89	\$66,323	14.43	\$13.57	\$16.41	\$24.48	\$45.23	\$55.22	\$28,219	\$34,133	\$50,921	\$94,068	\$114,850
13-2072	Loan Officers	90	21.04	\$28.43	\$59,140	5.39	\$15.84	\$17.25	\$23.10	\$35.61	\$46.24	\$32,939	\$35,873	\$48,050	\$74,073	\$96,172
13-2099	Financial Specialists, All Other	40	16.33	\$30.11	\$62,628	7.94	\$12.98	\$15.05	\$29.43	\$41.48	\$50.69	\$26,999	\$31,306	\$61,214	\$86,279	\$105,440
15-0000	Computer and Mathematical Occupations	570	10.77	\$30.48	\$63,397	4.14	\$16.30	\$21.97	\$29.16	\$37.80	\$46.45	\$33,898	\$45,697	\$60,644	\$78,618	\$96,626
15-1121	Computer Systems Analysts	70	23.59	\$35.41	\$73,651	4.21	\$20.17	\$26.21	\$33.42	\$42.22	\$59.87	\$41,951	\$54,513	\$69,518	\$87,819	\$124,524
15-1131	Computer Programmers			\$25.19	\$52,390	17.29	\$12.09	\$12.99	\$14.47	\$34.97	\$49.93	\$25,156	\$27,010	\$30,100	\$72,732	\$103,860
15-1132	Software Developers, Applications	40	48.85	\$35.67	\$74,196	6.57	\$25.86	\$30.29	\$38.30	\$42.08	\$44.53	\$53,788	\$62,997	\$79,665	\$87,521	\$92,632
15-1133	Software Developers, Systems Software			\$49.50	\$102,965	11.48	\$29.51	\$39.47	\$54.72	\$60.18	\$64.14	\$61,388	\$82,101	\$113,807	\$125,171	\$133,416
15-1141	Database Administrators	10	22.59	\$31.04	\$64,563	5.05	\$18.37	\$23.37	\$31.50	\$37.68	\$44.59	\$38,203	\$48,618	\$65,520	\$78,377	\$92,750
15-1142	Network and Computer Systems Administrators*	90	9.37	\$30.68	\$63,820	3.01	\$18.55	\$22.95	\$32.06	\$38.14	\$42.29	\$38,582	\$47,739	\$66,680	\$79,327	\$87,956
15-1150	Computer Support Specialists	190	19.26	\$24.72	\$51,423	2.87	\$14.27	\$20.43	\$24.80	\$29.15	\$35.00	\$29,679	\$42,488	\$51,584	\$60,627	\$72,790
15-1179	Information Security Analysts, Web Developers, and Computer Network Architects	20	25.61	\$33.29	\$69,239	6.44	\$16.87	\$25.20	\$33.64	\$39.86	\$50.76	\$35,087	\$52,420	\$69,971	\$82,919	\$105,587
15-1799	Computer Occupations, All Other*	70	49.09	\$27.56	\$57,318	14.33	\$16.64	\$18.41	\$28.53	\$35.13	\$40.79	\$34,612	\$38,288	\$59,336	\$73,073	\$84,846
17-0000	Architecture and Engineering Occupations	780	7.79	\$30.80	\$64,065	4.17	\$14.61	\$20.00	\$28.58	\$38.80	\$50.22	\$30,380	\$41,604	\$59,437	\$80,702	\$104,462
17-1011	Architects, Except Landscape and Naval			\$35.87	\$74,615	19.13	\$20.10	\$22.53	\$28.70	\$42.90	\$66.96	\$41,807	\$46,865	\$59,698	\$89,227	\$139,285
17-1022	Surveyors	60	22.51	\$21.41	\$44,531	10.78	\$11.82	\$13.18	\$19.58	\$28.01	\$34.07	\$24,575	\$27,411	\$40,724	\$58,266	\$70,861
17-2051	Civil Engineers	170	9.54	\$35.14	\$73,086	4.92	\$22.31	\$29.61	\$35.58	\$42.68	\$48.51	\$46,406	\$61,581	\$74,004	\$88,781	\$100,899
17-2111	Health and Safety Engineers, Except Mining Safety Engineers and Inspectors			\$26.61	\$55,344	4.47	\$18.19	\$21.07	\$25.69	\$31.81	\$35.15	\$37,845	\$43,830	\$53,438	\$66,155	\$73,111
17-2112	Industrial Engineers			\$38.71	\$80,514	5.51	\$19.46	\$29.33	\$35.38	\$43.27	\$76.25	\$40,471	\$61,014	\$73,586	\$89,999	\$158,597
17-2131	Materials Engineers			\$58.90	\$122,516	6.97	\$52.33	\$54.47	\$58.12	\$62.01	\$64.34	\$108,851	\$113,292	\$120,892	\$128,978	\$133,830
17-2141	Mechanical Engineers	20	19.44	\$32.71	\$68,042	6	\$20.15	\$24.51	\$30.62	\$37.64	\$52.00	\$41,912	\$50,979	\$63,696	\$78,301	\$108,155
17-3011	Architectural and Civil Drafters	20	48.01	\$26.20	\$54,496	2.82	\$21.41	\$23.87	\$26.42	\$28.84	\$31.74	\$44,533	\$49,655	\$54,947	\$59,981	\$66,017
17-3013	Mechanical Drafters	10	25.17	\$20.35	\$42,329	6.37	\$10.37	\$18.77	\$21.14	\$23.96	\$28.82	\$21,577	\$39,039	\$43,971	\$49,840	\$59,949
17-3022	Civil Engineering Technicians	50	21.76	\$22.90	\$47,624	7.38	\$12.23	\$19.45	\$22.80	\$28.42	\$33.08	\$25,440	\$40,455	\$47,425	\$59,123	\$68,800
17-3023	Electrical and Electronics Engineering Technicians	20	20.49	\$22.72	\$47,261	2.89	\$14.75	\$16.32	\$21.69	\$29.89	\$29.90	\$30,672	\$33,949	\$45,125	\$62,172	\$62,190
17-3026	Industrial Engineering Technicians	10	24.12	\$22.28	\$46,349	10.38	\$14.11	\$16.35	\$20.01	\$23.73	\$30.35	\$29,339	\$34,005	\$41,616	\$49,366	\$63,135
17-3029	Engineering Technicians, Except Drafters, All Other	50	46.95	\$22.71	\$47,240	19.87	\$12.47	\$15.24	\$18.21	\$30.15	\$34.12	\$25,935	\$31,709	\$37,885	\$62,709	\$70,979
19-0000	Life, Physical, and Social Science Occupations	530	3.99	\$28.06	\$58,357	2.04	\$13.46	\$19.15	\$27.56	\$35.87	\$43.01	\$27,991	\$39,824	\$57,329	\$74,620	\$89,457
19-1013	Soil and Plant Scientists			\$31.82	\$66,185	12.67	\$24.49	\$26.40	\$31.27	\$37.75	\$42.59	\$50,944	\$54,908	\$65,045	\$78,516	\$88,585
19-1023	Zoologists and Wildlife Biologists	40	14.66	\$28.96	\$60,231	2.71	\$21.38	\$25.00	\$28.01	\$32.62	\$39.70	\$44,475	\$51,990	\$58,254	\$67,855	\$82,568
19-1031	Conservation Scientists	30	23.46	\$31.43	\$65,378	2.84	\$19.92	\$26.08	\$31.20	\$35.87	\$43.00	\$41,428	\$54,248	\$64,888	\$74,618	\$89,446
19-2031	Chemists	20	46.49	\$27.31	\$56,804	3.86	\$17.94	\$20.00	\$23.47	\$33.52	\$43.70	\$37,319	\$41,610	\$48,807	\$69,723	\$90,890
19-2041	Environmental Scientists and Specialists, Including Health	60	12.86	\$31.12	\$64,726	8.23	\$19.18	\$22.16	\$29.48	\$39.48	\$44.60	\$39,897	\$46,093	\$61,311	\$82,110	\$92,770
19-2042	Geoscientists, Except Hydrologists and Geographers	30	6.75	\$33.04	\$68,728	3.35	\$14.76	\$19.73	\$35.48	\$44.04	\$51.48	\$30,704	\$41,036	\$73,804	\$91,597	\$107,081
19-2043	Hydrologists	20	26.28	\$27.99	\$58,215	5.34	\$19.39	\$22.76	\$27.60	\$31.28	\$40.64	\$40,331	\$47,344	\$57,417	\$65,058	\$84,538
19-3031	Clinical, Counseling, and School Psychologists			\$19.23	\$40,006	26.42	\$10.11	\$11.27	\$13.53	\$30.11	\$37.00	\$21,030	\$23,434	\$28,152	\$62,630	\$76,960

Occupational Code	Occupational Title	Employment Estimate	Employment Percentage Relative Standard Error	Average Hourly Wage	Average Annual Wage	Wage Percentage Relative Standard Error	10th Percentile (Hourly)	25th Percentile (Hourly)	50th Percentile (Hourly)	75th Percentile (Hourly)	90th Percentile (Hourly)	10th Percentile (Annual)	25th Percentile (Annual)	50th Percentile (Annual)	75th Percentile (Annual)	90th Percentile (Annual)
19-4091	Environmental Science and Protection Technicians, Including Health	20	5.21	\$35.04	\$72,885	3.12	\$20.28	\$29.57	\$35.61	\$42.56	\$49.10	\$42,178	\$61,497	\$74,060	\$88,528	\$102,127
21-0000	Community and Social Service Occupations	940	9.89	\$18.88	\$39,273	3.63	\$11.86	\$13.76	\$16.82	\$23.26	\$29.66	\$24,679	\$28,623	\$34,981	\$48,387	\$61,697
21-1011	Substance Abuse and Behavioral Disorder Counselors	10	27.66	\$19.51	\$40,579	5.37	\$12.26	\$17.20	\$20.17	\$22.98	\$24.79	\$25,497	\$35,771	\$41,946	\$47,798	\$51,570
21-1012	Educational, Guidance, School, and Vocational Counselors	120	15.28	\$22.20	\$46,171	5.06	\$15.15	\$16.51	\$20.07	\$27.84	\$33.17	\$31,503	\$34,341	\$41,747	\$57,906	\$69,004
21-1014	Mental Health Counselors	110	15.14	\$18.89	\$39,299	3.71	\$12.28	\$14.35	\$17.70	\$23.31	\$27.88	\$25,543	\$29,846	\$36,818	\$48,494	\$57,995
21-1015	Rehabilitation Counselors	40	4.44	\$15.55	\$32,351	10.52	\$10.41	\$11.68	\$13.54	\$15.78	\$24.64	\$21,656	\$24,296	\$28,154	\$32,814	\$51,245
21-1021	Child, Family, and School Social Workers	260	25.41	\$16.56	\$34,445	5.95	\$10.92	\$12.64	\$15.51	\$19.97	\$24.17	\$22,711	\$26,288	\$32,263	\$41,540	\$50,280
21-1022	Healthcare Social Workers	50	6.54	\$18.59	\$38,677	8.05	\$13.08	\$14.17	\$15.94	\$23.91	\$27.51	\$27,198	\$29,481	\$33,151	\$49,739	\$57,221
21-1023	Mental Health and Substance Abuse Social Workers	40	29.36	\$15.47	\$32,181	5.48	\$10.77	\$13.06	\$14.41	\$15.79	\$23.35	\$22,410	\$27,168	\$29,965	\$32,853	\$48,563
21-1093	Social and Human Service Assistants	140	18.53	\$14.66	\$30,484	2.65	\$11.84	\$12.93	\$14.31	\$16.18	\$17.96	\$24,638	\$26,887	\$29,758	\$33,655	\$37,348
21-1798	Community and Social Service Specialists, All Other*	20	32.2	\$19.41	\$40,365	4.99	\$12.10	\$13.04	\$14.61	\$24.56	\$33.69	\$25,162	\$27,124	\$30,399	\$51,087	\$70,065
23-0000	Legal Occupations	400	12.31	\$38.40	\$79,882	12.79	\$14.60	\$19.30	\$30.82	\$58.99	\$68.61	\$30,371	\$40,141	\$64,104	\$122,689	\$142,699
23-1011	Lawyers	240	31.35	\$48.38	\$100,639	8.94	\$25.96	\$30.23	\$39.64	\$63.95	\$71.29	\$53,997	\$62,887	\$82,458	\$133,022	\$148,290
23-1023	Judges, Magistrate Judges, and Magistrates	20	25.25	\$57.45	\$119,502	7.5	\$53.42	\$53.43	\$61.86	\$62.44	\$67.28	\$111,117	\$111,134	\$128,669	\$129,871	\$139,953
23-2011	Paralegals and Legal Assistants*			\$17.61	\$36,632	5.18	\$12.68	\$14.10	\$17.48	\$20.81	\$22.94	\$26,383	\$29,333	\$36,353	\$43,281	\$47,723
23-2093	Title Examiners, Abstractors, and Searchers	40	29.91	\$18.84	\$39,183	2.82	\$13.29	\$15.69	\$17.59	\$21.91	\$27.37	\$27,633	\$32,645	\$36,583	\$45,567	\$56,935
23-2099	Legal Support Workers, All Other	30	10.22	\$17.24	\$35,849	8.86	\$10.12	\$13.15	\$14.75	\$16.92	\$35.54	\$21,045	\$27,346	\$30,688	\$35,199	\$73,923
25-0000	Education, Training, and Library Occupations	3,370	2.62	\$20.67	\$42,989	1.42	\$11.09	\$15.06	\$20.14	\$26.33	\$30.67	\$23,074	\$31,335	\$41,889	\$54,764	\$63,783
25-1071	Health Specialties Teachers, Postsecondary	40	5.42		\$43,169	2.6						\$27,663	\$33,658	\$39,021	\$52,055	\$64,347
25-1194	Vocational Education Teachers, Postsecondary	100	22.74	\$25.54	\$53,129	7.96	\$16.35	\$18.91	\$23.92	\$26.96	\$29.01	\$34,011	\$39,329	\$49,747	\$56,069	\$60,342
25-2011	Preschool Teachers, Except Special Education	120	36.14	\$13.32	\$27,711	7.47	\$7.86	\$8.50	\$10.35	\$16.86	\$24.55	\$16,347	\$17,677	\$21,527	\$35,061	\$51,065
25-2031	Secondary School Teachers, Except Special and Career/Technical Education	430	5.89													
25-2041	Special Education Teachers, Preschool, Kindergarten, and Elementary School*	90	5.23		\$53,883	2.71						\$39,510	\$45,301	\$52,906	\$62,556	\$70,876
25-3021	Self-Enrichment Education Teachers			\$15.86	\$32,986	8.95	\$10.03	\$15.05	\$16.56	\$18.07	\$20.32	\$20,856	\$31,298	\$34,444	\$37,591	\$42,260
25-4021	Librarians	40	2	\$30.95	\$64,386	2.01	\$20.77	\$25.28	\$31.18	\$36.55	\$40.94	\$43,211	\$52,575	\$64,847	\$76,032	\$85,153
25-4031	Library Technicians	70	0.75	\$15.40	\$32,026	2.82	\$11.89	\$13.33	\$14.97	\$17.41	\$19.95	\$24,734	\$27,729	\$31,145	\$36,209	\$41,486
25-9031	Instructional Coordinators	20	11.63	\$29.40	\$61,151	7.49	\$21.26	\$23.58	\$27.98	\$32.27	\$41.05	\$44,213	\$49,040	\$58,205	\$67,113	\$85,384
25-9041	Teacher Assistants	670	5.49		\$24,813	3.11						\$19,100	\$21,643	\$24,583	\$28,627	\$31,576
27-0000	Arts, Design, Entertainment, Sports, and Media Occupations	1,000	17.79	\$19.54	\$40,651	5.35	\$9.15	\$11.56	\$16.66	\$25.80	\$34.97	\$19,022	\$24,052	\$34,652	\$53,665	\$72,730
27-1023	Floral Designers	30	39.31	\$12.37	\$25,734	3.91	\$8.98	\$10.76	\$12.68	\$14.26	\$15.37	\$18,673	\$22,388	\$26,380	\$29,663	\$31,963
27-1024	Graphic Designers			\$15.53	\$32,300	6.51	\$10.57	\$12.11	\$14.21	\$17.54	\$23.14	\$21,996	\$25,193	\$29,560	\$36,478	\$48,133
27-1025	Interior Designers	20	22.65	\$24.13	\$50,192	16.48	\$14.98	\$16.74	\$21.02	\$24.14	\$31.48	\$31,155	\$34,812	\$43,717	\$50,214	\$65,478
27-2012	Producers and Directors	40	49.13	\$13.81	\$28,731	15.66	\$10.25	\$10.87	\$11.90	\$15.74	\$21.98	\$21,327	\$22,617	\$24,746	\$32,733	\$45,724
27-3031	Public Relations Specialists	70	14.34	\$24.74	\$51,463	4.51	\$13.52	\$16.72	\$22.50	\$32.40	\$38.07	\$28,129	\$34,778	\$46,810	\$67,393	\$79,189
27-3041	Editors			\$30.90	\$64,269	5.32	\$16.09	\$25.55	\$32.44	\$36.00	\$44.13	\$33,473	\$53,138	\$67,473	\$74,878	\$91,783
27-4011	Audio and Video Equipment Technicians	10	25.69	\$19.34	\$40,220	5.25	\$15.21	\$16.22	\$17.89	\$23.01	\$24.92	\$31,645	\$33,735	\$37,218	\$47,855	\$51,831

Occupational Code	Occupational Title	Employment Estimate	Employment Percentage Relative Standard Error	Average Hourly Wage	Average Annual Wage	Wage Percentage Relative Standard Error	10th Percentile (Hourly)	25th Percentile (Hourly)	50th Percentile (Hourly)	75th Percentile (Hourly)	90th Percentile (Hourly)	10th Percentile (Annual)	25th Percentile (Annual)	50th Percentile (Annual)	75th Percentile (Annual)	90th Percentile (Annual)
27-4021	Photographers	60	34.38	\$17.83	\$37,094	13.61	\$8.75	\$10.83	\$15.06	\$24.51	\$31.22	\$18,195	\$22,525	\$31,323	\$50,975	\$64,931
29-0000	Healthcare Practitioners and Technical Occupations	3,470	4.65	\$35.69	\$74,242	4.6	\$15.06	\$22.04	\$30.23	\$38.14	\$58.35	\$31,334	\$45,844	\$62,875	\$79,334	\$121,378
29-1011	Chiropractors	40	43.29	\$27.72	\$57,661	19.54	\$13.40	\$14.90	\$27.48	\$35.15	\$49.24	\$27,880	\$30,996	\$57,150	\$73,112	\$102,416
29-1021	Dentists, General	50	16.4	\$50.78	\$105,622	12	\$34.73	\$40.60	\$51.83	\$60.05	\$65.36	\$72,229	\$84,458	\$107,815	\$124,904	\$135,953
29-1031	Dietitians and Nutritionists	30	1.57	\$27.61	\$57,431	3.53	\$19.60	\$22.35	\$27.12	\$34.03	\$36.71	\$40,776	\$46,478	\$56,411	\$70,786	\$76,352
29-1041	Optometrists	30	39.35													
29-1051	Pharmacists	120	10.05	\$55.04	\$114,478	1.47	\$47.99	\$51.47	\$55.51	\$61.27	\$66.63	\$99,817	\$107,058	\$115,466	\$127,435	\$138,592
29-1062	Family and General Practitioners	40	27.75	\$89.08	\$185,296	16.68	\$40.70	\$57.42				\$84,647	\$119,438			
29-1069	Physicians and Surgeons, All Other	200	35.45	#####	\$210,714	17.85	\$28.49					\$59,251				
29-1071	Physician Assistants	50	26.02	\$38.95	\$81,009	4.12	\$27.05	\$33.01	\$40.11	\$46.14	\$51.03	\$56,273	\$68,668	\$83,430	\$95,979	\$106,140
29-1081	Podiatrists	10	26.21													
29-1111	Registered Nurses*	1,240	1.97	\$31.42	\$65,351	1.95	\$23.86	\$27.21	\$31.39	\$35.26	\$39.56	\$49,636	\$56,597	\$65,300	\$73,337	\$82,281
29-1122	Occupational Therapists	30	6.38	\$31.62	\$65,774	2.02	\$22.20	\$27.01	\$32.62	\$35.52	\$42.58	\$46,171	\$56,191	\$67,848	\$73,890	\$88,574
29-1123	Physical Therapists	110	7.76	\$32.63	\$67,877	3	\$21.67	\$29.62	\$33.63	\$37.83	\$42.91	\$45,067	\$61,617	\$69,956	\$78,692	\$89,247
29-1127	Speech-Language Pathologists	30	6.36	\$34.04	\$70,795	3.49	\$24.29	\$29.57	\$33.83	\$37.50	\$43.27	\$50,527	\$61,503	\$70,374	\$77,991	\$90,003
29-1131	Veterinarians	50	8.83	\$42.55	\$88,506	7.88	\$26.81	\$29.90	\$36.12	\$56.78	\$65.73	\$55,756	\$62,201	\$75,123	\$118,112	\$136,711
29-1199	Health Diagnosing and Treating Practitioners, All Other	30	24.59													
29-2021	Dental Hygienists	80	26.78	\$34.89	\$72,577	3.64	\$29.25	\$31.74	\$35.18	\$38.89	\$42.09	\$60,840	\$66,027	\$73,184	\$80,888	\$87,540
29-2041	Emergency Medical Technicians and Paramedics	60	4.47	\$19.67	\$40,919	3.09	\$12.66	\$15.76	\$19.73	\$22.51	\$27.31	\$26,331	\$32,783	\$41,047	\$46,814	\$56,799
29-2051	Dietetic Technicians	20	45.29	\$9.74	\$20,250	8.8	\$7.46	\$7.60	\$8.35	\$10.57	\$16.06	\$15,522	\$15,806	\$17,365	\$21,993	\$33,412
29-2052	Pharmacy Technicians	150	12.22	\$14.56	\$30,295	1.89	\$10.63	\$12.05	\$14.61	\$16.99	\$18.46	\$22,106	\$25,067	\$30,379	\$35,340	\$38,401
29-2055	Surgical Technologists	90	40.69	\$22.76	\$47,343	3.58	\$15.88	\$18.05	\$22.14	\$26.04	\$28.27	\$33,027	\$37,537	\$46,048	\$54,173	\$58,803
29-2056	Veterinary Technologists and Technicians	70	24.71	\$11.85	\$24,651	12.58	\$8.18	\$9.21	\$10.81	\$13.42	\$19.37	\$17,017	\$19,154	\$22,487	\$27,917	\$40,283
29-2061	Licensed Practical and Licensed Vocational Nurses	190	17.1	\$20.37	\$42,367	3.02	\$15.03	\$17.09	\$20.35	\$22.53	\$26.10	\$31,269	\$35,555	\$42,337	\$46,867	\$54,288
29-2071	Medical Records and Health Information Technicians	90	8.74	\$16.75	\$34,834	4.18	\$11.41	\$13.02	\$15.92	\$19.77	\$25.47	\$23,740	\$27,083	\$33,108	\$41,114	\$52,981
29-2081	Opticians, Dispensing	40	28.83	\$14.14	\$29,408	4.98	\$8.69	\$12.24	\$14.31	\$16.67	\$18.55	\$18,070	\$25,468	\$29,772	\$34,677	\$38,585
29-2091	Orthotists and Prosthetists			\$37.76	\$78,545	7.62	\$31.27	\$33.44	\$38.77	\$42.48	\$44.70	\$65,045	\$69,550	\$80,633	\$88,353	\$92,984
29-2799	Health Technologists and Technicians, All Other*	130	31.13													
29-9011	Occupational Health and Safety Specialists	30	17.34	\$35.04	\$72,890	5.21	\$19.94	\$25.85	\$35.85	\$42.96	\$50.37	\$41,484	\$53,774	\$74,563	\$89,359	\$104,767
29-9012	Occupational Health and Safety Technicians	10	19.97	\$35.25	\$73,319	4.26	\$21.56	\$26.23	\$37.63	\$41.56	\$46.52	\$44,848	\$54,568	\$78,269	\$86,454	\$96,759
31-0000	Healthcare Support Occupations	2,280	10.01	\$12.07	\$25,096	4.04	\$7.63	\$9.12	\$11.32	\$14.21	\$17.31	\$15,867	\$18,973	\$23,553	\$29,554	\$35,998
31-1011	Home Health Aides			\$8.40	\$17,463	5.96	\$7.44	\$7.56	\$7.76	\$8.96	\$10.77	\$15,480	\$15,731	\$16,149	\$18,647	\$22,409
31-1012	Nursing Aides, Orderlies, and Attendants*	720	14.15	\$11.81	\$24,566	2.05	\$9.71	\$10.37	\$11.44	\$13.26	\$14.43	\$20,198	\$21,574	\$23,797	\$27,578	\$30,024
31-2021	Physical Therapist Assistants	30	29.61	\$21.80	\$45,337	9.9	\$10.96	\$19.25	\$24.44	\$26.71	\$28.10	\$22,792	\$40,043	\$50,825	\$55,552	\$58,441
31-9011	Massage Therapists	30	40.33	\$20.54	\$42,722	11.81	\$12.98	\$14.81	\$18.65	\$27.44	\$31.43	\$26,998	\$30,797	\$38,784	\$57,082	\$65,369
31-9091	Dental Assistants	160	18.62	\$14.56	\$30,282	8.84	\$10.51	\$12.12	\$14.03	\$15.88	\$18.60	\$21,863	\$25,212	\$29,187	\$33,029	\$38,694
31-9092	Medical Assistants	380	21.32	\$14.53	\$30,231	2.8	\$10.09	\$11.60	\$14.89	\$17.02	\$18.42	\$20,991	\$24,119	\$30,966	\$35,396	\$38,305
31-9094	Medical Transcriptionists	60	17.39	\$15.54	\$32,330	12.6	\$8.32	\$10.92	\$16.01	\$19.26	\$21.82	\$17,304	\$22,707	\$33,310	\$40,054	\$45,391

Occupational Code	Occupational Title	Employment Estimate	Employment Percentage Relative Standard Error	Average Hourly Wage	Average Annual Wage	Wage Percentage Relative Standard Error	10th Percentile (Hourly)	25th Percentile (Hourly)	50th Percentile (Hourly)	75th Percentile (Hourly)	90th Percentile (Hourly)	10th Percentile (Annual)	25th Percentile (Annual)	50th Percentile (Annual)	75th Percentile (Annual)	90th Percentile (Annual)
31-9096	Veterinary Assistants and Laboratory Animal Caretakers			\$10.32	\$21,466	5.24	\$7.87	\$8.66	\$10.13	\$11.92	\$13.67	\$16,371	\$18,015	\$21,078	\$24,789	\$28,439
31-9799	Healthcare Support Workers, All Other*	160	4.92	\$14.50	\$30,161	2.04	\$11.18	\$12.49	\$14.15	\$15.92	\$18.65	\$23,249	\$25,971	\$29,433	\$33,122	\$38,786
33-0000	Protective Service Occupations	1,090	3.72	\$20.57	\$42,792	5.06	\$9.84	\$12.64	\$18.98	\$26.77	\$34.07	\$20,472	\$26,292	\$39,475	\$55,677	\$70,875
33-1021	First-Line Supervisors of Fire Fighting and Prevention Workers	20	30.01	\$30.01	\$62,426	4.2	\$23.94	\$26.45	\$29.16	\$32.21	\$39.91	\$49,800	\$55,015	\$60,656	\$67,002	\$83,020
33-1099	First-Line Supervisors of Protective Service Workers, All Other	50	15.31	\$19.27	\$40,075	8.63	\$13.98	\$15.54	\$17.45	\$22.39	\$28.51	\$29,088	\$32,315	\$36,306	\$46,572	\$59,310
33-9032	Security Guards	160	8.75	\$11.39	\$23,683	6.36	\$8.15	\$9.59	\$11.03	\$13.33	\$15.51	\$16,956	\$19,943	\$22,934	\$27,727	\$32,251
33-9091	Crossing Guards	130	19.72	\$12.34	\$25,659	4.9	\$9.86	\$10.74	\$12.18	\$13.52	\$14.32	\$20,517	\$22,331	\$25,333	\$28,112	\$29,779
33-9099	Protective Service Workers, All Other*	40	14.19	\$20.18	\$41,974	6.82	\$11.95	\$15.06	\$20.82	\$25.51	\$27.19	\$24,848	\$31,321	\$43,315	\$53,067	\$56,564
35-0000	Food Preparation and Serving Related Occupations	5,780	4.56	\$11.23	\$23,359	9.01	\$7.66	\$8.21	\$9.21	\$12.26	\$16.59	\$15,930	\$17,078	\$19,147	\$25,508	\$34,498
35-1011	Chefs and Head Cooks	30	46.25	\$19.89	\$41,370	5.45	\$13.22	\$16.13	\$19.94	\$22.14	\$29.11	\$27,493	\$33,549	\$41,476	\$46,060	\$60,548
35-1012	First-Line Supervisors of Food Preparation and Serving Workers	350	9.12	\$16.22	\$33,734	4.27	\$12.11	\$13.16	\$14.61	\$19.23	\$22.89	\$25,186	\$27,373	\$30,385	\$39,995	\$47,603
35-2012	Cooks, Institution and Cafeteria	150	8.14	\$13.53	\$28,149	2.53	\$10.21	\$11.71	\$13.36	\$14.92	\$17.36	\$21,228	\$24,356	\$27,792	\$31,026	\$36,099
35-2014	Cooks, Restaurant	570	8.3	\$12.08	\$25,136	5.47	\$8.63	\$10.07	\$12.15	\$13.96	\$15.61	\$17,946	\$20,956	\$25,269	\$29,042	\$32,467
35-2015	Cooks, Short Order			\$11.21	\$23,327	2.63	\$9.28	\$10.06	\$11.17	\$12.66	\$13.85	\$19,297	\$20,921	\$23,235	\$26,336	\$28,809
35-2021	Food Preparation Workers	450	31.65	\$9.39	\$19,528	4.53	\$7.72	\$8.21	\$8.96	\$10.67	\$12.29	\$16,050	\$17,086	\$18,637	\$22,191	\$25,558
35-3011	Bartenders	200	31.48													
35-3021	Combined Food Preparation and Serving Workers, Including Fast Food	1,610	19.75	\$9.13	\$18,992	3.36	\$7.67	\$8.15	\$8.89	\$9.82	\$11.28	\$15,961	\$16,960	\$18,486	\$20,435	\$23,466
35-3022	Counter Attendants, Cafeteria, Food Concession, and Coffee Shop	160	49.31	\$8.37	\$17,414	4.38	\$7.49	\$7.79	\$8.37	\$8.95	\$9.75	\$15,573	\$16,211	\$17,415	\$18,619	\$20,278
35-3031	Waiters and Waitresses	1,140	10.29													
35-3041	Food Servers, Nonrestaurant	220	25.6	\$9.21	\$19,161	5.75	\$7.56	\$7.98	\$8.68	\$10.43	\$13.14	\$15,720	\$16,592	\$18,044	\$21,695	\$27,330
35-9011	Dining Room and Cafeteria Attendants and Bartender Helpers			\$9.95	\$20,695	15.4	\$7.49	\$7.66	\$8.24	\$12.80	\$15.44	\$15,569	\$15,931	\$17,145	\$26,634	\$32,114
35-9021	Dishwashers	250	10.57	\$9.92	\$20,624	3.61	\$8.10	\$8.96	\$10.09	\$11.07	\$11.81	\$16,847	\$18,646	\$20,985	\$23,025	\$24,566
35-9031	Hosts and Hostesses, Restaurant, Lounge, and Coffee Shop	240	25.36	\$10.37	\$21,574	14.72	\$7.63	\$8.11	\$8.85	\$10.20	\$20.78	\$15,871	\$16,863	\$18,402	\$21,223	\$43,229
37-0000	Building and Grounds Cleaning and Maintenance Occupations	1,680	6.5	\$12.81	\$26,638	2.94	\$8.12	\$9.37	\$11.77	\$14.90	\$19.56	\$16,899	\$19,489	\$24,482	\$30,986	\$40,681
37-1011	First-Line Supervisors of Housekeeping and Janitorial Workers	120	16.19	\$17.58	\$36,569	4.72	\$12.08	\$14.67	\$17.47	\$19.63	\$22.70	\$25,124	\$30,504	\$36,334	\$40,833	\$47,219
37-1012	First-Line Supervisors of Landscaping, Lawn Service, and Groundskeeping Workers	30	22.26	\$22.87	\$47,572	4.8	\$14.88	\$18.23	\$22.52	\$27.77	\$31.77	\$30,943	\$37,924	\$46,850	\$57,765	\$66,087
37-2011	Janitors and Cleaners, Except Maids and Housekeeping Cleaners	680	8.09	\$12.07	\$25,109	2.72	\$8.32	\$10.05	\$11.91	\$13.70	\$15.58	\$17,302	\$20,910	\$24,780	\$28,498	\$32,402
37-2012	Maids and Housekeeping Cleaners	430	19.87	\$9.62	\$20,012	3.87	\$7.68	\$8.29	\$9.27	\$10.68	\$12.26	\$15,979	\$17,233	\$19,282	\$22,208	\$25,503
37-3011	Landscaping and Groundskeeping Workers	350	15	\$14.98	\$31,167	4.05	\$8.77	\$10.89	\$14.30	\$18.46	\$22.38	\$18,249	\$22,642	\$29,737	\$38,391	\$46,557
39-0000	Personal Care and Service Occupations	1,690	8.62	\$10.97	\$22,810	2.52	\$7.71	\$8.40	\$9.66	\$12.57	\$16.45	\$16,028	\$17,466	\$20,095	\$26,152	\$34,213
39-1021	First-Line Supervisors of Personal Service Workers	70	12.2	\$17.24	\$35,867	3.17	\$12.57	\$13.63	\$15.45	\$19.06	\$24.67	\$26,152	\$28,347	\$32,130	\$39,640	\$51,306

Occupational Code	Occupational Title	Employment Estimate	Employment Percentage Relative Standard Error	Average Hourly Wage	Average Annual Wage	Wage Percentage Relative Standard Error	10th Percentile (Hourly)	25th Percentile (Hourly)	50th Percentile (Hourly)	75th Percentile (Hourly)	90th Percentile (Hourly)	10th Percentile (Annual)	25th Percentile (Annual)	50th Percentile (Annual)	75th Percentile (Annual)	90th Percentile (Annual)
39-2021	Nonfarm Animal Caretakers	80	36.01	\$11.08	\$23,037	8.71	\$7.63	\$8.47	\$9.90	\$14.85	\$17.20	\$15,871	\$17,613	\$20,595	\$30,884	\$35,778
39-3031	Ushers, Lobby Attendants, and Ticket Takers	50	48.74	\$9.23	\$19,200	2.58	\$7.48	\$7.64	\$8.61	\$10.38	\$12.07	\$15,552	\$15,884	\$17,908	\$21,596	\$25,114
39-4831	Funeral Service Managers, Directors, Morticians, and Undertakers	10	24.67	\$22.27	\$46,320	9.34	\$15.18	\$16.81	\$23.59	\$27.27	\$30.02	\$31,571	\$34,974	\$49,072	\$56,712	\$62,437
39-5012	Hairdressers, Hairstylists, and Cosmetologists	240	11.78	\$10.80	\$22,457	9.5	\$7.70	\$8.41	\$9.86	\$11.89	\$15.46	\$16,015	\$17,502	\$20,510	\$24,727	\$32,167
39-9011	Childcare Workers	220	37.75	\$8.88	\$18,469	3.49	\$7.61	\$7.97	\$8.58	\$9.18	\$10.75	\$15,822	\$16,579	\$17,837	\$19,094	\$22,368
39-9021	Personal Care Aides	340	22.95	\$9.92	\$20,626	3.95	\$8.16	\$8.80	\$9.67	\$10.88	\$12.24	\$16,973	\$18,306	\$20,113	\$22,631	\$25,454
39-9031	Fitness Trainers and Aerobics Instructors	130	7.36	\$14.76	\$30,693	5.82	\$9.14	\$13.02	\$15.35	\$17.25	\$18.50	\$19,020	\$27,076	\$31,928	\$35,883	\$38,477
39-9032	Recreation Workers	160	18.64	\$12.70	\$26,407	5.61	\$8.87	\$10.13	\$11.75	\$14.52	\$17.67	\$18,447	\$21,064	\$24,434	\$30,192	\$36,749
41-0000	Sales and Related Occupations	6,860	3.85	\$15.44	\$32,124	2.63	\$8.08	\$9.15	\$11.80	\$18.32	\$27.61	\$16,814	\$19,027	\$24,546	\$38,110	\$57,433
41-1011	First-Line Supervisors of Retail Sales Workers	590	8.06	\$21.37	\$44,455	4.67	\$11.57	\$13.74	\$17.14	\$22.75	\$37.54	\$24,073	\$28,574	\$35,648	\$47,315	\$78,084
41-1012	First-Line Supervisors of Non-Retail Sales Workers	60	21.48	\$24.26	\$50,469	7.08	\$14.12	\$16.70	\$22.89	\$30.73	\$35.55	\$29,372	\$34,727	\$47,606	\$63,910	\$73,936
41-2011	Cashiers	1,660	9.67	\$9.91	\$20,616	2.49	\$7.73	\$8.26	\$9.14	\$10.92	\$13.62	\$16,082	\$17,184	\$19,021	\$22,705	\$28,323
41-2021	Counter and Rental Clerks	320	15.52	\$11.48	\$23,870	4.46	\$7.89	\$8.57	\$9.95	\$12.14	\$14.72	\$16,413	\$17,818	\$20,686	\$25,253	\$30,627
41-2022	Parts Salespersons	240	27.22	\$18.17	\$37,783	4.32	\$10.25	\$11.74	\$17.22	\$23.03	\$27.25	\$21,326	\$24,429	\$35,813	\$47,894	\$56,684
41-2031	Retail Salespersons	2,510	4.83	\$13.44	\$27,957	4	\$8.02	\$9.03	\$11.11	\$14.89	\$21.57	\$16,674	\$18,775	\$23,106	\$30,968	\$44,867
41-3011	Advertising Sales Agents	50	42.66	\$26.15	\$54,386	29.27	\$9.64	\$10.70	\$24.89	\$30.09	\$47.03	\$20,061	\$22,257	\$51,774	\$62,586	\$97,830
41-3021	Insurance Sales Agents			\$16.99	\$35,342	12.41	\$8.21	\$9.23	\$14.61	\$25.22	\$28.15	\$17,068	\$19,204	\$30,394	\$52,464	\$58,552
41-3031	Securities, Commodities, and Financial Services Sales Agents	70	28.85	\$22.83	\$47,494	10.76	\$12.92	\$14.19	\$17.47	\$28.94	\$38.22	\$26,864	\$29,511	\$36,339	\$60,197	\$79,492
41-3099	Sales Representatives, Services, All Other	270	19.14	\$26.64	\$55,413	9.25	\$10.28	\$14.82	\$22.69	\$31.04	\$44.28	\$21,378	\$30,819	\$47,191	\$64,567	\$92,109
41-4011	Sales Representatives, Wholesale and Manufacturing, Technical and Scientific Products	30	30.89	\$34.03	\$70,791	12.1	\$18.03	\$24.12	\$28.33	\$42.74	\$64.61	\$37,494	\$50,167	\$58,933	\$88,889	\$134,380
41-4012	Sales Representatives, Wholesale and Manufacturing, Except Technical and Scientific Products	800	13.64	\$22.70	\$47,211	2.99	\$10.67	\$16.93	\$21.27	\$28.11	\$34.86	\$22,203	\$35,214	\$44,235	\$58,473	\$72,499
41-9021	Real Estate Brokers			\$23.71	\$49,310	27.05	\$16.15	\$16.95	\$18.29	\$19.64	\$44.85	\$33,588	\$35,262	\$38,053	\$40,844	\$93,289
41-9022	Real Estate Sales Agents	70	30.77	\$19.03	\$39,579	12.23	\$12.51	\$13.66	\$16.44	\$22.43	\$31.79	\$26,026	\$28,404	\$34,197	\$46,645	\$66,128
41-9041	Telemarketers	30	22.86	\$11.24	\$23,375	3.65	\$9.89	\$10.33	\$11.07	\$11.83	\$13.28	\$20,574	\$21,496	\$23,033	\$24,613	\$27,625
41-9799	Sales and Related Workers, All Other*	40	18.41	\$14.54	\$30,251	5.32	\$9.71	\$11.06	\$13.39	\$17.28	\$22.18	\$20,188	\$22,999	\$27,856	\$35,939	\$46,130
43-0000	Office and Administrative Support Occupations	9,460	4.62	\$14.94	\$31,067	1.3	\$9.31	\$11.19	\$14.07	\$17.64	\$22.20	\$19,372	\$23,268	\$29,256	\$36,696	\$46,173
43-1011	First-Line Supervisors of Office and Administrative Support Workers	410	5.81	\$21.98	\$45,727	1.94	\$13.59	\$16.94	\$21.04	\$25.79	\$32.05	\$28,260	\$35,245	\$43,761	\$53,648	\$66,672
43-2011	Switchboard Operators, Including Answering Service	50	38.42	\$12.17	\$25,320	3.21	\$8.77	\$9.99	\$11.17	\$13.59	\$17.22	\$18,240	\$20,779	\$23,238	\$28,262	\$35,821
43-3011	Bill and Account Collectors	120	12.41	\$17.46	\$36,318	7.67	\$10.14	\$13.01	\$16.59	\$20.98	\$27.15	\$21,083	\$27,056	\$34,515	\$43,641	\$56,466
43-3021	Billing and Posting Clerks	200	23.1	\$15.87	\$33,013	2.18	\$12.57	\$13.78	\$15.62	\$17.88	\$20.06	\$26,150	\$28,654	\$32,480	\$37,182	\$41,725
43-3031	Bookkeeping, Accounting, and Auditing Clerks	880	8.08	\$15.57	\$32,389	1.85	\$10.32	\$12.28	\$15.28	\$18.08	\$21.76	\$21,461	\$25,540	\$31,788	\$37,611	\$45,262
43-3051	Payroll and Timekeeping Clerks	40	17.23	\$17.84	\$37,111	2.31	\$13.91	\$15.79	\$18.08	\$20.51	\$22.21	\$28,926	\$32,845	\$37,600	\$42,666	\$46,198
43-3061	Procurement Clerks			\$16.48	\$34,288	3.09	\$10.55	\$12.58	\$16.96	\$19.17	\$22.84	\$21,944	\$26,167	\$35,282	\$39,874	\$47,507
43-3071	Tellers	290	10.23	\$11.24	\$23,383	1.58	\$9.69	\$10.26	\$11.08	\$12.07	\$13.62	\$20,150	\$21,343	\$23,042	\$25,102	\$28,327
43-4051	Customer Service Representatives	1,020	29.43	\$14.45	\$30,047	1.63	\$10.37	\$11.99	\$13.73	\$16.36	\$19.38	\$21,572	\$24,943	\$28,548	\$34,024	\$40,304

Occupational Code	Occupational Title	Employment Estimate	Employment Percentage Relative Standard Error	Average Hourly Wage	Average Annual Wage	Wage Percentage Relative Standard Error	10th Percentile (Hourly)	25th Percentile (Hourly)	50th Percentile (Hourly)	75th Percentile (Hourly)	90th Percentile (Hourly)	10th Percentile (Annual)	25th Percentile (Annual)	50th Percentile (Annual)	75th Percentile (Annual)	90th Percentile (Annual)
43-4071	File Clerks	100	18.09	\$11.65	\$24,233	3.45	\$8.69	\$9.72	\$11.21	\$13.47	\$15.09	\$18,075	\$20,215	\$23,315	\$28,012	\$31,377
43-4081	Hotel, Motel, and Resort Desk Clerks	270	35.66	\$8.63	\$17,950	5.27	\$7.64	\$8.05	\$8.65	\$9.25	\$10.35	\$15,885	\$16,751	\$17,998	\$19,244	\$21,532
43-4111	Interviewers, Except Eligibility and Loan	120	4.64	\$15.28	\$31,788	1.48	\$12.22	\$13.16	\$14.64	\$16.92	\$18.38	\$25,418	\$27,373	\$30,444	\$35,189	\$38,221
43-4131	Loan Interviewers and Clerks	120	19.66	\$16.39	\$34,099	4.94	\$11.97	\$13.40	\$15.74	\$18.97	\$21.75	\$24,900	\$27,871	\$32,746	\$39,450	\$45,242
43-4141	New Accounts Clerks	70	20.65	\$14.44	\$30,035	5.03	\$10.32	\$11.78	\$13.80	\$16.81	\$19.48	\$21,472	\$24,510	\$28,694	\$34,964	\$40,528
43-4151	Order Clerks	20	24.06	\$12.42	\$25,824	4.68	\$9.60	\$10.33	\$11.47	\$14.44	\$17.21	\$19,967	\$21,484	\$23,866	\$30,031	\$35,793
43-4161	Human Resources Assistants, Except Payroll and Timekeeping	40	12.56	\$16.09	\$33,458	2.92	\$10.61	\$13.34	\$16.29	\$18.61	\$21.56	\$22,071	\$27,752	\$33,883	\$38,699	\$44,842
43-4171	Receptionists and Information Clerks	460	12.59	\$11.67	\$24,267	2.18	\$7.93	\$9.10	\$11.58	\$13.84	\$15.97	\$16,490	\$18,933	\$24,080	\$28,782	\$33,223
43-4181	Reservation and Transportation Ticket Agents and Travel Clerks	140	41.18	\$12.43	\$25,844	5.07	\$9.92	\$10.83	\$12.31	\$13.75	\$14.90	\$20,643	\$22,531	\$25,615	\$28,598	\$30,986
43-4199	Information and Record Clerks, All Other	90	8.36	\$17.12	\$35,618	2.24	\$12.95	\$13.90	\$16.88	\$19.28	\$22.27	\$26,938	\$28,914	\$35,105	\$40,094	\$46,330
43-5021	Couriers and Messengers	20	17.07	\$11.91	\$24,771	4.84	\$9.71	\$10.70	\$12.14	\$13.36	\$14.13	\$20,193	\$22,261	\$25,248	\$27,788	\$29,394
43-5032	Dispatchers, Except Police, Fire, and Ambulance	80	16.62	\$21.07	\$43,835	10.94	\$9.84	\$14.82	\$19.08	\$23.48	\$40.15	\$20,457	\$30,819	\$39,691	\$48,844	\$83,504
43-5051	Postal Service Clerks	30	0.04	\$24.91	\$51,822		\$22.09	\$23.81	\$25.52	\$25.53	\$26.09	\$45,939	\$49,520	\$53,091	\$53,102	\$54,264
43-5052	Postal Service Mail Carriers	140	0.01	\$23.23	\$48,328		\$18.50	\$18.51	\$24.45	\$26.25	\$26.82	\$38,487	\$38,501	\$50,846	\$54,609	\$55,788
43-5053	Postal Service Mail Sorters, Processors, and Processing Machine Operators	80	0.01	\$21.34	\$44,395		\$10.01	\$17.30	\$24.73	\$25.52	\$25.53	\$20,813	\$35,981	\$51,444	\$53,091	\$53,099
43-5061	Production, Planning, and Expediting Clerks	20	10.54	\$17.51	\$36,422	3.56	\$8.11	\$12.42	\$15.86	\$26.08	\$27.37	\$16,875	\$25,824	\$32,982	\$54,249	\$56,936
43-5071	Shipping, Receiving, and Traffic Clerks	140	10.76	\$13.42	\$27,917	2.68	\$9.42	\$10.88	\$13.29	\$15.67	\$17.87	\$19,599	\$22,637	\$27,649	\$32,595	\$37,161
43-5081	Stock Clerks and Order Fillers	760	16.09	\$12.35	\$25,678	2.5	\$8.65	\$9.93	\$11.36	\$14.45	\$17.57	\$17,996	\$20,660	\$23,638	\$30,047	\$36,553
43-6011	Executive Secretaries and Executive Administrative Assistants	400	9.43	\$19.94	\$41,476	3.55	\$11.35	\$15.15	\$18.99	\$24.33	\$28.70	\$23,599	\$31,513	\$39,506	\$50,596	\$59,696
43-6013	Medical Secretaries	250	13.79	\$16.28	\$33,872	4.36	\$10.87	\$13.06	\$16.17	\$19.72	\$22.43	\$22,606	\$27,164	\$33,630	\$41,016	\$46,651
43-6014	Secretaries and Administrative Assistants, Except Legal, Medical, and Executive	1,820	4.75	\$14.37	\$29,889	1.41	\$9.62	\$11.54	\$14.20	\$16.95	\$19.64	\$20,010	\$24,000	\$29,545	\$35,260	\$40,858
43-9021	Data Entry Keyers	50	33.21	\$12.51	\$26,018	4.02	\$9.88	\$10.68	\$12.45	\$14.09	\$15.54	\$20,543	\$22,213	\$25,891	\$29,306	\$32,326
43-9051	Mail Clerks and Mail Machine Operators, Except Postal Service	10	5.76													
43-9061	Office Clerks, General	780	9.46	\$12.92	\$26,868	2.77	\$7.98	\$9.49	\$12.41	\$15.69	\$18.01	\$16,589	\$19,731	\$25,811	\$32,628	\$37,464
43-9071	Office Machine Operators, Except Computer	20	22.17	\$13.63	\$28,342	3.03	\$12.07	\$12.48	\$13.18	\$13.95	\$16.58	\$25,102	\$25,960	\$27,421	\$29,026	\$34,494
43-9799	Office and Administrative Support Workers, All Other*	60	26.86	\$13.52	\$28,113	3.27	\$10.09	\$11.03	\$13.45	\$15.73	\$17.56	\$20,983	\$22,948	\$27,979	\$32,719	\$36,526
45-0000	Farming, Fishing, and Forestry Occupations	50	28.6	\$13.80	\$28,697	5.6	\$9.58	\$10.65	\$13.31	\$16.51	\$19.31	\$19,929	\$22,157	\$27,684	\$34,343	\$40,167
47-0000	Construction and Extraction Occupations	5,000	6.51	\$21.09	\$43,868	1.92	\$12.47	\$15.57	\$19.42	\$25.49	\$31.49	\$25,934	\$32,387	\$40,400	\$53,017	\$65,497
47-1011	First-Line Supervisors of Construction Trades and Extraction Workers	520	8.39	\$31.83	\$66,212	4.62	\$19.57	\$23.52	\$29.18	\$36.77	\$48.04	\$40,698	\$48,921	\$60,700	\$76,480	\$99,919
47-2021	Brickmasons and Blockmasons	10	5.69													
47-2031	Carpenters	240	12.92	\$20.00	\$41,605	6.41	\$11.38	\$13.78	\$18.83	\$23.49	\$28.19	\$23,675	\$28,666	\$39,168	\$48,868	\$58,642
47-2044	Tile and Marble Setters	20	33.56	\$16.66	\$34,653	6.85	\$10.92	\$12.88	\$16.05	\$18.80	\$23.05	\$22,713	\$26,800	\$33,381	\$39,110	\$47,943
47-2051	Cement Masons and Concrete Finishers	140	39.63	\$18.00	\$37,438	3.45	\$13.26	\$15.23	\$17.49	\$19.61	\$24.76	\$27,590	\$31,670	\$36,370	\$40,796	\$51,498
47-2061	Construction Laborers	590	11.83	\$14.19	\$29,512	3.32	\$8.85	\$11.06	\$14.50	\$17.17	\$19.23	\$18,415	\$23,009	\$30,168	\$35,709	\$39,995
47-2071	Paving, Surfacing, and Tamping Equipment Operators	120	20.28	\$19.52	\$40,602	2.42	\$15.36	\$16.97	\$19.21	\$22.82	\$25.19	\$31,947	\$35,293	\$39,951	\$47,468	\$52,390

Occupational Code	Occupational Title	Employment Estimate	Employment Percentage Relative Standard Error	Average Hourly Wage	Average Annual Wage	Wage Percentage Relative Standard Error	10th Percentile (Hourly)	25th Percentile (Hourly)	50th Percentile (Hourly)	75th Percentile (Hourly)	90th Percentile (Hourly)	10th Percentile (Annual)	25th Percentile (Annual)	50th Percentile (Annual)	75th Percentile (Annual)	90th Percentile (Annual)
47-2073	Operating Engineers and Other Construction Equipment Operators	310	19	\$22.28	\$46,350	2.85	\$16.52	\$18.71	\$21.28	\$25.03	\$31.41	\$34,357	\$38,912	\$44,270	\$52,060	\$65,325
47-2081	Drywall and Ceiling Tile Installers	50	38.24	\$16.78	\$34,901	8.68	\$10.98	\$12.93	\$17.36	\$19.99	\$22.02	\$22,838	\$26,900	\$36,108	\$41,585	\$45,808
47-2111	Electricians	400	21.69	\$22.92	\$47,663	6.31	\$13.64	\$16.20	\$23.84	\$28.79	\$31.90	\$28,381	\$33,695	\$49,595	\$59,886	\$66,355
47-2141	Painters, Construction and Maintenance	70	9.69	\$17.28	\$35,935	8.44	\$11.95	\$14.43	\$18.40	\$20.50	\$22.15	\$24,852	\$30,020	\$38,269	\$42,643	\$46,071
47-2151	Pipelayers	100	47.79	\$19.31	\$40,166	5.26	\$12.69	\$14.38	\$19.44	\$23.37	\$26.83	\$26,391	\$29,906	\$40,430	\$48,603	\$55,805
47-2152	Plumbers, Pipefitters, and Steamfitters	300	12.28	\$19.84	\$41,258	5.5	\$12.58	\$15.66	\$19.81	\$23.74	\$27.56	\$26,177	\$32,567	\$41,199	\$49,374	\$57,321
47-2181	Roofers	50	4.86	\$13.92	\$28,954	3.08	\$10.31	\$11.55	\$13.29	\$15.98	\$19.06	\$21,439	\$24,034	\$27,645	\$33,243	\$39,647
47-2211	Sheet Metal Workers	130	36.46	\$20.97	\$43,616	5.27	\$11.56	\$15.67	\$20.72	\$25.38	\$31.26	\$24,038	\$32,592	\$43,104	\$52,787	\$65,030
47-3014	Helpers--Painters, Paperhangers, Plasterers, and Stucco Masons	10	35.37	\$12.41	\$25,820	6.23	\$10.66	\$11.73	\$12.48	\$13.57	\$14.25	\$22,178	\$24,401	\$25,951	\$28,234	\$29,649
47-5012	Rotary Drill Operators, Oil and Gas	450	37.79	\$26.09	\$54,273	4.95	\$17.99	\$21.65	\$26.20	\$30.44	\$34.88	\$37,417	\$45,042	\$54,490	\$63,320	\$72,553
47-5071	Roustabouts, Oil and Gas	310	33.59	\$17.18	\$35,742	3.75	\$12.06	\$15.02	\$17.13	\$19.01	\$22.56	\$25,086	\$31,234	\$35,629	\$39,537	\$46,931
47-5081	Helpers--Extraction Workers			\$18.21	\$37,885	9.85	\$12.95	\$14.46	\$16.98	\$19.08	\$29.99	\$26,928	\$30,081	\$35,311	\$39,693	\$62,387
49-0000	Installation, Maintenance, and Repair Occupations	2,540	5.04	\$19.44	\$40,435	1.81	\$11.23	\$13.84	\$18.05	\$24.20	\$29.62	\$23,351	\$28,797	\$37,552	\$50,341	\$61,615
49-1011	First-Line Supervisors of Mechanics, Installers, and Repairers	180	8.75	\$28.81	\$59,935	2.94	\$18.96	\$23.11	\$28.45	\$34.74	\$40.08	\$39,433	\$48,062	\$59,173	\$72,254	\$83,374
49-2011	Computer, Automated Teller, and Office Machine Repairers	30	30.82	\$16.01	\$33,303	5.62	\$10.97	\$12.38	\$16.03	\$18.97	\$22.05	\$22,819	\$25,748	\$33,351	\$39,455	\$45,862
49-2022	Telecommunications Equipment Installers and Repairers, Except Line Installers	90	24.87	\$24.46	\$50,881	7.38	\$13.67	\$20.41	\$26.11	\$29.20	\$32.13	\$28,424	\$42,461	\$54,312	\$60,738	\$66,820
49-2097	Electronic Home Entertainment Equipment Installers and Repairers	40	2.37													
49-2098	Security and Fire Alarm Systems Installers			\$16.62	\$34,579	6.99	\$12.90	\$13.57	\$14.70	\$15.87	\$24.21	\$26,823	\$28,231	\$30,570	\$33,014	\$50,352
49-3011	Aircraft Mechanics and Service Technicians			\$26.54	\$55,200	11.45	\$15.57	\$18.62	\$22.74	\$34.99	\$43.24	\$32,386	\$38,739	\$47,297	\$72,775	\$89,942
49-3021	Automotive Body and Related Repairers	40	11.79	\$18.45	\$38,372	13.26	\$10.17	\$11.43	\$19.76	\$23.90	\$27.31	\$21,164	\$23,768	\$41,095	\$49,713	\$56,796
49-3023	Automotive Service Technicians and Mechanics	400	16.15	\$18.05	\$37,550	4.68	\$9.87	\$11.96	\$16.26	\$21.99	\$29.78	\$20,532	\$24,873	\$33,828	\$45,737	\$61,941
49-3031	Bus and Truck Mechanics and Diesel Engine Specialists	190	22.66	\$23.63	\$49,160	2.88	\$16.29	\$19.30	\$23.66	\$27.59	\$32.43	\$33,887	\$40,149	\$49,214	\$57,381	\$67,445
49-3042	Mobile Heavy Equipment Mechanics, Except Engines	190	20.32	\$20.37	\$42,365	2.23	\$14.33	\$17.17	\$20.84	\$23.73	\$25.78	\$29,804	\$35,721	\$43,354	\$49,361	\$53,614
49-3052	Motorcycle Mechanics	40	26.17	\$16.49	\$34,308	4.15	\$12.52	\$14.44	\$16.25	\$17.91	\$20.02	\$26,051	\$30,041	\$33,801	\$37,244	\$41,635
49-3053	Outdoor Power Equipment and Other Small Engine Mechanics			\$17.40	\$36,184	5.93	\$13.21	\$15.08	\$17.49	\$19.28	\$21.41	\$27,481	\$31,370	\$36,378	\$40,101	\$44,530
49-3093	Tire Repairers and Changers	130	43.38	\$15.45	\$32,129	7.28	\$11.83	\$12.99	\$15.12	\$17.74	\$20.55	\$24,599	\$27,027	\$31,453	\$36,902	\$42,745
49-9021	Heating, Air Conditioning, and Refrigeration Mechanics and Installers			\$22.65	\$47,102	7.98	\$11.53	\$19.84	\$24.48	\$26.87	\$28.29	\$23,975	\$41,273	\$50,922	\$55,896	\$58,843
49-9041	Industrial Machinery Mechanics	80	11.9	\$17.16	\$35,697	8.87	\$12.22	\$12.94	\$14.15	\$21.05	\$27.30	\$25,410	\$26,919	\$29,432	\$43,780	\$56,776
49-9043	Maintenance Workers, Machinery			\$16.37	\$34,059	2.8	\$12.48	\$14.30	\$16.42	\$18.42	\$20.92	\$25,968	\$29,747	\$34,159	\$38,314	\$43,523
49-9051	Electrical Power-Line Installers and Repairers	70	32.45	\$22.94	\$47,712	15.28	\$15.65	\$17.75	\$20.32	\$28.63	\$31.73	\$32,542	\$36,912	\$42,275	\$59,553	\$66,004
49-9062	Medical Equipment Repairers			\$16.05	\$33,377	27.23	\$10.38	\$11.02	\$12.08	\$14.71	\$36.96	\$21,583	\$22,914	\$25,133	\$30,594	\$76,884
49-9071	Maintenance and Repair Workers, General	430	7.59	\$17.21	\$35,794	2.34	\$10.23	\$12.54	\$16.36	\$21.55	\$25.69	\$21,283	\$26,084	\$34,033	\$44,815	\$53,436

Occupational Code	Occupational Title	Employment Estimate	Employment Percentage Relative Standard Error	Average Hourly Wage	Average Annual Wage	Wage Percentage Relative Standard Error	10th Percentile (Hourly)	25th Percentile (Hourly)	50th Percentile (Hourly)	75th Percentile (Hourly)	90th Percentile (Hourly)	10th Percentile (Annual)	25th Percentile (Annual)	50th Percentile (Annual)	75th Percentile (Annual)	90th Percentile (Annual)
49-9098	Helpers--Installation, Maintenance, and Repair Workers	30	28.23	\$17.54	\$36,493	9.77	\$8.89	\$11.53	\$14.13	\$23.36	\$28.65	\$18,495	\$23,984	\$29,399	\$48,585	\$59,593
49-9799	Installation, Maintenance, and Repair Workers, All Other*	90	29.11	\$20.08	\$41,757	5.73	\$9.86	\$13.36	\$19.55	\$24.61	\$28.02	\$20,515	\$27,796	\$40,659	\$51,198	\$58,271
51-0000	Production Occupations	2,110	7.02	\$15.21	\$31,637	2.64	\$8.22	\$10.11	\$13.71	\$18.38	\$24.36	\$17,105	\$21,034	\$28,508	\$38,224	\$50,675
51-1011	First-Line Supervisors of Production and Operating Workers	100	13.51	\$26.65	\$55,437	3.02	\$16.13	\$20.97	\$25.30	\$31.23	\$40.77	\$33,547	\$43,611	\$52,614	\$64,950	\$84,795
51-2092	Team Assemblers	130	21.11	\$13.74	\$28,587	8.89	\$8.58	\$9.66	\$13.21	\$16.88	\$20.16	\$17,849	\$20,097	\$27,475	\$35,105	\$41,932
51-2099	Assemblers and Fabricators, All Other			\$12.75	\$26,527	5.89	\$9.78	\$10.53	\$11.74	\$14.17	\$17.48	\$20,348	\$21,897	\$24,423	\$29,470	\$36,367
51-3011	Bakers	60	28.7	\$12.70	\$26,420	4.36	\$9.60	\$10.64	\$12.30	\$13.99	\$17.41	\$19,971	\$22,123	\$25,584	\$29,104	\$36,204
51-3021	Butchers and Meat Cutters			\$14.99	\$31,173	7.87	\$8.71	\$10.10	\$16.14	\$18.19	\$19.77	\$18,127	\$21,009	\$33,563	\$37,832	\$41,129
51-4041	Machinists	80	12.64	\$18.99	\$39,491	5.23	\$12.44	\$15.48	\$18.07	\$23.86	\$27.04	\$25,885	\$32,207	\$37,576	\$49,621	\$56,239
51-4072	Molding, Coremaking, and Casting Machine Setters, Operators, and Tenders, Metal and Plastic			\$10.63	\$22,117	4.19	\$7.64	\$8.15	\$9.00	\$14.08	\$16.77	\$15,883	\$16,944	\$18,711	\$29,280	\$34,890
51-4121	Welders, Cutters, Solderers, and Brazers	160	20.36	\$23.12	\$48,084	6.42	\$14.46	\$16.83	\$19.72	\$26.93	\$40.14	\$30,085	\$35,004	\$41,007	\$56,023	\$83,492
51-5111	Prepress Technicians and Workers	20	29.53	\$16.07	\$33,420	18.28	\$10.48	\$11.48	\$17.05	\$20.33	\$21.87	\$21,806	\$23,871	\$35,470	\$42,288	\$45,489
51-5112	Printing Press Operators	50	22.44	\$16.20	\$33,700	6.22	\$9.95	\$12.16	\$16.94	\$19.25	\$21.61	\$20,697	\$25,285	\$35,225	\$40,038	\$44,940
51-6011	Laundry and Dry-Cleaning Workers	180	15.54	\$8.64	\$17,964	4.29	\$7.45	\$7.56	\$7.75	\$9.09	\$10.89	\$15,500	\$15,730	\$16,112	\$18,912	\$22,660
51-6031	Sewing Machine Operators	110	29.85	\$12.13	\$25,239	5.35	\$8.65	\$10.12	\$11.71	\$13.67	\$15.89	\$17,984	\$21,059	\$24,359	\$28,431	\$33,049
51-7011	Cabinetmakers and Bench Carpenters	60	29.53	\$16.41	\$34,131	5.7	\$12.49	\$13.56	\$15.56	\$18.25	\$22.57	\$25,969	\$28,213	\$32,358	\$37,961	\$46,942
51-7042	Woodworking Machine Setters, Operators, and Tenders, Except Sawing	20	48.41	\$14.53	\$30,213	8.3	\$12.23	\$13.06	\$14.44	\$16.18	\$17.44	\$25,448	\$27,166	\$30,031	\$33,655	\$36,279
51-8031	Water and Liquid Waste Treatment Plant and System Operators	50	11.37	\$18.72	\$38,940	5.41	\$10.53	\$14.64	\$18.77	\$23.96	\$26.54	\$21,897	\$30,448	\$39,035	\$49,830	\$55,198
51-9012	Separating, Filtering, Clarifying, Precipitating, and Still Machine Setters, Operators, and Tenders			\$17.26	\$35,908	17.29	\$9.06	\$12.66	\$19.48	\$21.16	\$22.20	\$18,843	\$26,334	\$40,511	\$44,009	\$46,169
51-9061	Inspectors, Testers, Sorters, Samplers, and Weighers	70	14.12	\$18.05	\$37,547	4.03	\$10.65	\$13.08	\$16.88	\$20.32	\$26.86	\$22,147	\$27,203	\$35,112	\$42,269	\$55,862
51-9071	Jewelers and Precious Stone and Metal Workers			\$10.07	\$20,953	10.41	\$7.79	\$8.42	\$9.50	\$10.80	\$11.59	\$16,197	\$17,509	\$19,760	\$22,472	\$24,099
51-9081	Dental Laboratory Technicians			\$19.86	\$41,310	5.44	\$12.72	\$14.37	\$20.69	\$24.57	\$27.79	\$26,450	\$29,880	\$43,044	\$51,101	\$57,797
51-9083	Ophthalmic Laboratory Technicians	30	49.4	\$19.63	\$40,821	7.61	\$13.71	\$16.46	\$19.39	\$21.84	\$25.72	\$28,522	\$34,247	\$40,341	\$45,430	\$53,501
51-9111	Packaging and Filling Machine Operators and Tenders	30	35.74	\$14.69	\$30,562	3.02	\$11.77	\$12.78	\$14.10	\$16.06	\$19.46	\$24,484	\$26,589	\$29,331	\$33,400	\$40,485
51-9121	Coating, Painting, and Spraying Machine Setters, Operators, and Tenders			\$9.99	\$20,788	19.14	\$7.51	\$7.90	\$8.54	\$9.19	\$15.03	\$15,618	\$16,425	\$17,770	\$19,115	\$31,266
51-9122	Painters, Transportation Equipment			\$25.28	\$52,582	6.94	\$13.83	\$23.61	\$26.36	\$29.15	\$32.02	\$28,764	\$49,112	\$54,830	\$60,640	\$66,603
51-9151	Photographic Process Workers and Processing Machine Operators	30	21.03	\$14.03	\$29,184	13.76	\$9.10	\$10.19	\$12.05	\$16.39	\$22.89	\$18,923	\$21,191	\$25,058	\$34,091	\$47,610
51-9198	Helpers--Production Workers	80	27.67	\$12.75	\$26,528	5.18	\$9.00	\$10.30	\$12.04	\$14.83	\$17.65	\$18,729	\$21,427	\$25,044	\$30,837	\$36,722
53-0000	Transportation and Material Moving Occupations	3,860	8.98	\$15.95	\$33,166	4.05	\$8.05	\$9.66	\$13.95	\$20.27	\$26.76	\$16,751	\$20,083	\$29,011	\$42,157	\$55,663

Occupational Code	Occupational Title	Employment Estimate	Employment Percentage Relative Standard Error	Average Hourly Wage	Average Annual Wage	Wage Percentage Relative Standard Error	10th Percentile (Hourly)	25th Percentile (Hourly)	50th Percentile (Hourly)	75th Percentile (Hourly)	90th Percentile (Hourly)	10th Percentile (Annual)	25th Percentile (Annual)	50th Percentile (Annual)	75th Percentile (Annual)	90th Percentile (Annual)
53-1021	First-Line Supervisors of Helpers, Laborers, and Material Movers, Hand			\$20.90	\$43,467	3.19	\$13.26	\$15.43	\$19.01	\$24.39	\$32.63	\$27,585	\$32,093	\$39,551	\$50,721	\$67,875
53-1031	First-Line Supervisors of Transportation and Material-Moving Machine and Vehicle Operators	60	14.95	\$37.79	\$78,611	6.01	\$21.92	\$25.66	\$36.12	\$49.38	\$57.12	\$45,583	\$53,368	\$75,137	\$102,704	\$118,818
53-2012	Commercial Pilots	20	33.93		\$88,376	15.51						\$59,178	\$65,322	\$76,147	\$91,772	\$148,483
53-3022	Bus Drivers, School or Special Client	220	2.75	\$11.31	\$23,525	5.42	\$10.18	\$10.61	\$11.33	\$12.08	\$12.54	\$21,166	\$22,065	\$23,565	\$25,123	\$26,075
53-3031	Driver/Sales Workers			\$13.14	\$27,327	12.3	\$7.59	\$7.88	\$11.84	\$16.34	\$21.76	\$15,778	\$16,400	\$24,617	\$33,996	\$45,256
53-3032	Heavy and Tractor-Trailer Truck Drivers	1,230	15.44	\$19.80	\$41,178	7.52	\$8.78	\$15.12	\$19.42	\$24.64	\$29.67	\$18,257	\$31,456	\$40,402	\$51,243	\$61,704
53-3033	Light Truck or Delivery Services Drivers	550	14.77	\$14.14	\$29,407	5.57	\$8.26	\$9.74	\$13.49	\$17.14	\$21.47	\$17,179	\$20,255	\$28,062	\$35,659	\$44,663
53-3041	Taxi Drivers and Chauffeurs	30	10.21	\$9.26	\$19,259	3.58	\$7.60	\$8.03	\$8.95	\$10.57	\$11.71	\$15,799	\$16,707	\$18,614	\$21,995	\$24,347
53-3099	Motor Vehicle Operators, All Other			\$11.21	\$23,319	2.84	\$7.56	\$7.94	\$9.05	\$12.83	\$18.68	\$15,720	\$16,507	\$18,817	\$26,684	\$38,862
53-7021	Crane and Tower Operators			\$24.55	\$51,073	3.4	\$18.48	\$20.87	\$24.55	\$27.90	\$32.20	\$38,440	\$43,408	\$51,058	\$58,023	\$66,980
53-7032	Excavating and Loading Machine and Dragline Operators	40	45.52	\$20.98	\$43,633	4.26	\$16.88	\$19.12	\$21.66	\$23.70	\$24.93	\$35,116	\$39,780	\$45,053	\$49,298	\$51,846
53-7051	Industrial Truck and Tractor Operators	100	18.58	\$14.36	\$29,867	4.02	\$8.91	\$11.79	\$14.78	\$17.10	\$18.77	\$18,527	\$24,518	\$30,741	\$35,567	\$39,042
53-7061	Cleaners of Vehicles and Equipment			\$9.30	\$19,343	5.35	\$7.55	\$7.99	\$8.77	\$10.57	\$12.37	\$15,711	\$16,624	\$18,248	\$21,988	\$25,725
53-7062	Laborers and Freight, Stock, and Material Movers, Hand	470	16.8	\$12.94	\$26,912	4.34	\$8.31	\$9.86	\$11.74	\$15.07	\$20.06	\$17,279	\$20,507	\$24,423	\$31,336	\$41,718
53-7064	Packers and Packagers, Hand	80	31.99	\$8.60	\$17,878	3.68	\$7.52	\$7.73	\$8.32	\$9.12	\$10.00	\$15,640	\$16,068	\$17,298	\$18,975	\$20,793
53-7081	Refuse and Recyclable Material Collectors	70	32.54	\$16.34	\$33,980	4.63	\$9.85	\$11.57	\$14.62	\$21.17	\$25.69	\$20,478	\$24,059	\$30,408	\$44,024	\$53,437

Occupational Code	Occupational Title	Employment Estimate	Employment Percentage Relative Standard Error	Average Hourly Wage	Average Annual Wage	Wage Percentage Relative Standard Error	10th Percentile (Hourly)	25th Percentile (Hourly)	50th Percentile (Hourly)	75th Percentile (Hourly)	90th Percentile (Hourly)	10th Percentile (Annual)	25th Percentile (Annual)	50th Percentile (Annual)	75th Percentile (Annual)	90th Percentile (Annual)
00-0000	All occupations	75,200	4.34	\$19.68	\$40,925	1.84	\$8.51	\$10.84	\$16.11	\$24.17	\$35.30	\$17,698	\$22,543	\$33,503	\$50,276	\$73,432
11-0000	Management Occupations	3,000	5.62	\$44.28	\$92,112	1.97	\$23.46	\$30.80	\$40.26	\$52.19	\$69.90	\$48,795	\$64,073	\$83,732	\$108,561	\$145,392
11-1011	Chief Executives	30	14.59	\$72.47	\$150,729	10.79	\$42.32	\$51.11	\$62.85			\$88,018	\$106,299	\$130,737		
11-1021	General and Operations Managers	1,430	6.74	\$45.25	\$94,115	2.32	\$25.52	\$31.53	\$39.50	\$51.62	\$71.95	\$53,077	\$65,576	\$82,158	\$107,372	\$149,666
11-1031	Legislators	30	25.61													
11-2021	Marketing Managers			\$57.53	\$119,658	9.23	\$24.89	\$37.29	\$53.89	\$73.08		\$51,771	\$77,557	\$112,084	\$152,010	
11-2022	Sales Managers	70	33.21	\$61.27	\$127,442	6.66	\$24.43	\$38.82	\$58.89	\$79.10		\$50,819	\$80,748	\$122,483	\$164,524	
11-2031	Public Relations and Fundraising Managers			\$44.25	\$92,030	12.46	\$16.19	\$26.53	\$43.01	\$52.95	\$77.81	\$33,677	\$55,179	\$89,460	\$110,142	\$161,849
11-3011	Administrative Services Managers	50	31.34	\$50.08	\$104,166	7.32	\$19.78	\$31.14	\$44.12	\$68.31		\$41,148	\$64,772	\$91,769	\$142,083	
11-3021	Computer and Information Systems Managers	30	16.38	\$53.94	\$112,186	3.4	\$40.58	\$46.69	\$53.28	\$62.41	\$71.70	\$84,403	\$97,117	\$110,814	\$129,809	\$149,143
11-3031	Financial Managers	100	16.42	\$54.34	\$113,024	4.93	\$37.86	\$41.74	\$49.05	\$58.75	\$71.48	\$78,738	\$86,825	\$102,019	\$122,193	\$148,671
11-3051	Industrial Production Managers			\$45.52	\$94,685	2.41	\$29.48	\$38.39	\$45.14	\$53.72	\$62.06	\$61,311	\$79,855	\$93,890	\$111,729	\$129,093
11-3061	Purchasing Managers	30	47.82	\$49.34	\$102,635	4.33	\$29.34	\$39.69	\$48.52	\$57.76	\$72.43	\$61,031	\$82,546	\$100,918	\$120,131	\$150,660
11-3071	Transportation, Storage, and Distribution Managers	30	38.24	\$41.58	\$86,479	3.87	\$25.71	\$30.32	\$40.84	\$51.68	\$56.78	\$53,479	\$63,067	\$84,949	\$107,488	\$118,093
11-3121	Human Resources Managers	30	35.54	\$52.02	\$108,207	7.35	\$27.76	\$36.67	\$45.54	\$58.26		\$57,740	\$76,278	\$94,714	\$121,175	
11-9021	Construction Managers			\$44.61	\$92,799	5.06	\$30.15	\$36.50	\$45.36	\$51.18	\$62.00	\$62,704	\$75,928	\$94,345	\$106,463	\$128,969
11-9031	Education Administrators, Preschool and Child Care Center/Program	40	20.69	\$19.16	\$39,854	8.35	\$11.70	\$14.25	\$18.82	\$22.73	\$27.58	\$24,340	\$29,632	\$39,151	\$47,272	\$57,359
11-9032	Education Administrators, Elementary and Secondary School	190	0.75		\$79,363	1.41						\$61,405	\$68,953	\$80,121	\$90,588	\$102,446
11-9051	Food Service Managers			\$21.78	\$45,303	4.35	\$13.91	\$18.58	\$21.03	\$24.51	\$28.49	\$28,928	\$38,656	\$43,735	\$50,982	\$59,255
11-9111	Medical and Health Services Managers	90	26.88	\$43.48	\$90,436	6.06	\$22.28	\$31.29	\$38.72	\$49.78	\$67.19	\$46,352	\$65,084	\$80,543	\$103,548	\$139,763
11-9131	Postmasters and Mail Superintendents	30	0.03	\$27.04	\$56,249		\$11.55	\$23.82	\$29.00	\$32.43	\$36.15	\$24,022	\$49,538	\$60,310	\$67,449	\$75,183
11-9141	Property, Real Estate, and Community Association Managers	30	46.26	\$33.99	\$70,708	13.22	\$19.50	\$21.73	\$33.03	\$42.94	\$50.41	\$40,557	\$45,194	\$68,709	\$89,313	\$104,847
11-9151	Social and Community Service Managers	20	13.67	\$36.43	\$75,773	5.97	\$20.86	\$24.86	\$31.69	\$44.64	\$53.27	\$43,382	\$51,704	\$65,915	\$92,855	\$110,801
11-9199	Managers, All Other	150	17.67	\$41.73	\$86,793	2.48	\$25.00	\$32.79	\$39.78	\$50.99	\$58.55	\$52,006	\$68,198	\$82,751	\$106,057	\$121,792
13-0000	Business and Financial Operations Occupations	3,370	7.66	\$28.52	\$59,314	2.36	\$14.92	\$19.55	\$26.35	\$35.40	\$44.65	\$31,030	\$40,654	\$54,812	\$73,640	\$92,875
13-1021	Buyers and Purchasing Agents, Farm Products	20	31.77	\$26.07	\$54,228	6.71	\$17.41	\$19.74	\$22.75	\$29.74	\$44.21	\$36,209	\$41,056	\$47,330	\$61,852	\$91,952
13-1022	Wholesale and Retail Buyers, Except Farm Products	40	28	\$28.58	\$59,448	14.03	\$14.98	\$16.61	\$25.04	\$34.48	\$51.63	\$31,163	\$34,540	\$52,079	\$71,716	\$107,390
13-1023	Purchasing Agents, Except Wholesale, Retail, and Farm Products	150	15.44	\$27.75	\$57,712	3.95	\$16.32	\$20.46	\$25.00	\$33.87	\$45.71	\$33,937	\$42,560	\$52,002	\$70,454	\$95,084
13-1041	Compliance Officers			\$28.54	\$59,373	1.96	\$16.96	\$22.91	\$28.31	\$33.53	\$40.13	\$35,268	\$47,648	\$58,891	\$69,751	\$83,475
13-1051	Cost Estimators	180	11.17	\$27.04	\$56,235	4.04	\$15.87	\$18.67	\$25.24	\$31.99	\$44.64	\$33,017	\$38,843	\$52,494	\$66,542	\$92,842
13-1078	Human Resources, Training, and Labor Relations Specialists, All Other*	140	24.51	\$30.98	\$64,433	5.9	\$17.58	\$22.52	\$29.20	\$41.33	\$46.89	\$36,576	\$46,851	\$60,742	\$85,970	\$97,524
13-1081	Logisticians	50	42.13	\$36.95	\$76,864	2.04	\$24.17	\$29.82	\$34.70	\$45.15	\$54.67	\$50,269	\$62,019	\$72,185	\$93,920	\$113,713
13-1111	Management Analysts	70	29.18	\$34.12	\$70,966	11.96	\$16.85	\$21.87	\$29.35	\$45.15	\$63.76	\$35,052	\$45,485	\$61,051	\$93,916	\$132,617
13-1121	Meeting, Convention, and Event Planners*	20	25.4	\$17.44	\$36,279	7.87	\$8.19	\$9.34	\$17.99	\$23.09	\$26.88	\$17,044	\$19,422	\$37,421	\$48,032	\$55,918
13-1141	Compensation, Benefits, and Job Analysis Specialists	30	12.19	\$28.91	\$60,126	3.61	\$19.40	\$23.27	\$27.25	\$33.67	\$39.61	\$40,346	\$48,391	\$56,674	\$70,031	\$82,392
13-1151	Training and Development Specialists	80	15.3	\$25.19	\$52,395	3.23	\$16.18	\$19.01	\$24.00	\$30.56	\$37.93	\$33,656	\$39,532	\$49,919	\$63,565	\$78,900

Occupational Code	Occupational Title	Employment Estimate	Employment Percentage Relative Standard Error	Average Hourly Wage	Average Annual Wage	Wage Percentage Relative Standard Error	10th Percentile (Hourly)	25th Percentile (Hourly)	50th Percentile (Hourly)	75th Percentile (Hourly)	90th Percentile (Hourly)	10th Percentile (Annual)	25th Percentile (Annual)	50th Percentile (Annual)	75th Percentile (Annual)	90th Percentile (Annual)
13-1161	Market Research Analysts and Marketing Specialists*	70	45.75	\$32.51	\$67,615	5.92	\$16.05	\$18.15	\$28.23	\$42.24	\$59.60	\$33,386	\$37,742	\$58,721	\$87,866	\$123,969
13-1199	Business Operations Specialists, All Other*	610	10.66	\$28.19	\$58,631	2.67	\$13.81	\$19.32	\$27.31	\$36.73	\$44.40	\$28,732	\$40,181	\$56,799	\$76,406	\$92,349
13-2011	Accountants and Auditors	730	12.15	\$28.40	\$59,078	3.11	\$15.47	\$20.44	\$25.42	\$35.37	\$43.43	\$32,171	\$42,506	\$52,864	\$73,560	\$90,337
13-2031	Budget Analysts			\$33.38	\$69,438	3.99	\$23.86	\$27.18	\$33.20	\$40.05	\$46.90	\$49,634	\$56,539	\$69,057	\$83,305	\$97,555
13-2051	Financial Analysts	70	41.78	\$41.84	\$87,034	12.69	\$20.69	\$27.48	\$35.51	\$48.06	\$75.53	\$43,037	\$57,162	\$73,868	\$99,969	\$157,092
13-2072	Loan Officers	60	39.27	\$31.85	\$66,238	9.22	\$20.38	\$23.91	\$27.48	\$38.33	\$45.92	\$42,387	\$49,734	\$57,161	\$79,727	\$95,518
13-2082	Tax Preparers	30	2.16	\$16.31	\$33,933	16	\$9.70	\$10.33	\$11.37	\$23.78	\$27.79	\$20,183	\$21,484	\$23,653	\$49,465	\$57,804
13-2099	Financial Specialists, All Other	40	47.34	\$31.54	\$65,605	8.12	\$18.32	\$24.07	\$30.30	\$38.17	\$46.90	\$38,113	\$50,073	\$63,027	\$79,393	\$97,551
15-0000	Computer and Mathematical Occupations	710	7.84	\$32.79	\$68,204	2.85	\$18.66	\$22.99	\$30.93	\$39.50	\$52.24	\$38,803	\$47,826	\$64,342	\$82,170	\$108,654
15-1121	Computer Systems Analysts	80	27.15	\$41.48	\$86,286	7.32	\$26.31	\$31.02	\$36.83	\$48.05	\$73.21	\$54,733	\$64,531	\$76,597	\$99,934	\$152,275
15-1131	Computer Programmers			\$27.24	\$56,653	7.58	\$16.18	\$18.16	\$26.06	\$33.34	\$43.35	\$33,658	\$37,769	\$54,200	\$69,349	\$90,171
15-1132	Software Developers, Applications	90	18.36	\$41.20	\$85,705	5.09	\$24.71	\$30.89	\$39.06	\$54.24	\$62.17	\$51,392	\$64,253	\$81,244	\$112,825	\$129,307
15-1133	Software Developers, Systems Software	40	36.23	\$39.24	\$81,617	4.74	\$27.26	\$35.91	\$40.34	\$44.20	\$49.37	\$56,708	\$74,693	\$83,897	\$91,929	\$102,695
15-1141	Database Administrators	20	41.24	\$51.54	\$107,193	11.33	\$25.77	\$34.73	\$55.09	\$64.61		\$53,599	\$72,244	\$114,596	\$134,397	
15-1142	Network and Computer Systems Administrators*	100	7.39	\$30.05	\$62,503	1.89	\$19.54	\$24.77	\$30.51	\$35.48	\$41.24	\$40,651	\$51,531	\$63,457	\$73,802	\$85,788
15-1150	Computer Support Specialists	200	14.14	\$24.08	\$50,080	3.22	\$15.22	\$19.07	\$22.41	\$29.44	\$35.62	\$31,651	\$39,657	\$46,621	\$61,235	\$74,090
15-1179	Information Security Analysts, Web Developers, and Computer Network Architects	30	27.89	\$41.67	\$86,683	9.02	\$19.77	\$22.68	\$38.50	\$57.11	\$71.24	\$41,117	\$47,167	\$80,072	\$118,788	\$148,185
15-1799	Computer Occupations, All Other*	80	9.71	\$31.01	\$64,510	2.7	\$22.00	\$26.08	\$31.25	\$37.00	\$40.56	\$45,767	\$54,247	\$65,000	\$76,955	\$84,366
17-0000	Architecture and Engineering Occupations	1,290	18.27	\$32.82	\$68,262	4.98	\$15.14	\$21.30	\$31.07	\$41.62	\$53.20	\$31,498	\$44,296	\$64,618	\$86,572	\$110,656
17-1011	Architects, Except Landscape and Naval	10	37.47	\$32.46	\$67,515	6.64	\$25.64	\$28.12	\$31.44	\$35.32	\$44.14	\$53,334	\$58,482	\$65,396	\$73,470	\$91,814
17-1012	Landscape Architects			\$48.87	\$101,657	7.36	\$46.04	\$47.98	\$51.21	\$54.45	\$56.39	\$95,754	\$99,792	\$106,521	\$113,251	\$117,288
17-1022	Surveyors	50	28.76	\$26.18	\$54,455	7.12	\$16.68	\$18.39	\$21.02	\$33.84	\$42.61	\$34,694	\$38,257	\$43,719	\$70,393	\$88,622
17-2051	Civil Engineers	130	18.16	\$36.76	\$76,464	2.74	\$24.73	\$29.60	\$35.36	\$43.52	\$51.77	\$51,447	\$61,560	\$73,554	\$90,514	\$107,680
17-2071	Electrical Engineers	60	35.29	\$40.39	\$84,019	2.71	\$27.36	\$35.84	\$40.80	\$47.21	\$53.08	\$56,902	\$74,557	\$84,868	\$98,203	\$110,413
17-2111	Health and Safety Engineers, Except Mining Safety Engineers and Inspectors	30	28.65	\$36.45	\$75,819	3.35	\$24.30	\$28.76	\$35.76	\$44.10	\$52.26	\$50,552	\$59,826	\$74,380	\$91,735	\$108,694
17-2112	Industrial Engineers	200	30.54	\$37.51	\$78,017	4.3	\$26.22	\$30.87	\$36.93	\$43.06	\$51.56	\$54,543	\$64,211	\$76,820	\$89,570	\$107,243
17-2141	Mechanical Engineers	50	18.99	\$36.57	\$76,070	2.62	\$25.30	\$29.56	\$35.66	\$44.02	\$52.13	\$52,621	\$61,478	\$74,166	\$91,560	\$108,437
17-2171	Petroleum Engineers	60	33.14	\$56.33	\$117,164	8.23	\$29.00	\$39.91	\$53.42	\$68.93		\$60,310	\$83,019	\$111,120	\$143,383	
17-2199	Engineers, All Other			\$28.42	\$59,116	3.27	\$17.68	\$20.56	\$29.58	\$35.12	\$40.15	\$36,781	\$42,775	\$61,517	\$73,058	\$83,505
17-3011	Architectural and Civil Drafters	40	29.17	\$21.29	\$44,274	6.11	\$16.03	\$17.33	\$20.04	\$24.62	\$28.54	\$33,335	\$36,040	\$41,680	\$51,215	\$59,369
17-3013	Mechanical Drafters	30	12.48	\$25.02	\$52,034	5.23	\$16.54	\$20.40	\$24.20	\$28.15	\$36.77	\$34,401	\$42,436	\$50,346	\$58,556	\$76,489
17-3023	Electrical and Electronics Engineering Technicians	90	28.33	\$22.08	\$45,925	7.95	\$13.58	\$15.48	\$21.01	\$28.75	\$32.22	\$28,252	\$32,198	\$43,702	\$59,802	\$67,010
17-3026	Industrial Engineering Technicians	40	42.07	\$20.33	\$42,295	6.84	\$12.68	\$16.18	\$19.93	\$24.44	\$28.58	\$26,372	\$33,659	\$41,464	\$50,831	\$59,437
17-3027	Mechanical Engineering Technicians			\$17.28	\$35,950	6.11	\$12.31	\$13.13	\$14.45	\$19.92	\$27.32	\$25,612	\$27,310	\$30,050	\$41,427	\$56,819
17-3029	Engineering Technicians, Except Drafters, All Other			\$28.74	\$59,774	2.44	\$19.61	\$24.24	\$29.00	\$33.49	\$39.01	\$40,779	\$50,425	\$60,311	\$69,656	\$81,148
17-3031	Surveying and Mapping Technicians	120	26.25	\$16.00	\$33,286	8.35	\$10.51	\$12.45	\$14.93	\$18.04	\$22.52	\$21,862	\$25,904	\$31,056	\$37,517	\$46,847
19-0000	Life, Physical, and Social Science Occupations	640	16.65	\$41.26	\$85,827	20.9	\$15.95	\$20.91	\$29.73	\$44.81		\$33,167	\$43,494	\$61,842	\$93,202	
19-2031	Chemists	40	29.49	\$25.28	\$52,577	5.1	\$14.44	\$17.51	\$23.44	\$32.13	\$39.74	\$30,027	\$36,412	\$48,752	\$66,837	\$82,663

Occupational Code	Occupational Title	Employment Estimate	Employment Percentage Relative Standard Error	Average Hourly Wage	Average Annual Wage	Wage Percentage Relative Standard Error	10th Percentile (Hourly)	25th Percentile (Hourly)	50th Percentile (Hourly)	75th Percentile (Hourly)	90th Percentile (Hourly)	10th Percentile (Annual)	25th Percentile (Annual)	50th Percentile (Annual)	75th Percentile (Annual)	90th Percentile (Annual)
19-2041	Environmental Scientists and Specialists, Including Health	30	20.17	\$29.87	\$62,120	5.9	\$19.25	\$24.58	\$28.77	\$34.74	\$43.60	\$40,034	\$51,123	\$59,835	\$72,266	\$90,678
19-3051	Urban and Regional Planners	20	0.56	\$32.30	\$67,177	1.77	\$20.75	\$24.29	\$31.43	\$38.40	\$48.35	\$43,167	\$50,526	\$65,374	\$79,865	\$100,569
19-4031	Chemical Technicians	60	23.12	\$19.32	\$40,176	9.13	\$12.76	\$14.59	\$18.04	\$22.54	\$28.57	\$26,531	\$30,340	\$37,526	\$46,884	\$59,419
19-4091	Environmental Science and Protection Technicians, Including Health	30	46.7	\$26.46	\$55,030	13.66	\$15.95	\$18.73	\$24.22	\$32.54	\$42.61	\$33,166	\$38,960	\$50,374	\$67,673	\$88,631
19-4099	Life, Physical, and Social Science Technicians, All Other	40	31.75	\$24.24	\$50,415	2.21	\$19.26	\$21.58	\$22.72	\$28.11	\$32.21	\$40,068	\$44,878	\$47,264	\$58,461	\$67,003
21-0000	Community and Social Service Occupations	990	8.24	\$20.56	\$42,767	3.02	\$11.77	\$15.14	\$19.84	\$25.19	\$31.22	\$24,481	\$31,487	\$41,273	\$52,399	\$64,933
21-1012	Educational, Guidance, School, and Vocational Counselors			\$21.24	\$44,173	1.36	\$15.17	\$17.32	\$20.31	\$23.55	\$29.24	\$31,550	\$36,021	\$42,244	\$48,976	\$60,821
21-1014	Mental Health Counselors	60	41.51	\$17.44	\$36,283	10.33	\$9.66	\$13.94	\$17.11	\$21.69	\$26.01	\$20,096	\$29,002	\$35,580	\$45,111	\$54,104
21-1015	Rehabilitation Counselors			\$15.83	\$32,934	5.34	\$11.75	\$12.43	\$13.57	\$22.69	\$25.47	\$24,433	\$25,852	\$28,216	\$47,196	\$52,980
21-1021	Child, Family, and School Social Workers	200	9.91	\$20.89	\$43,445	4.06	\$11.82	\$14.31	\$22.70	\$26.93	\$30.21	\$24,594	\$29,757	\$47,219	\$56,020	\$62,840
21-1022	Healthcare Social Workers	100	27.63	\$21.53	\$44,791	6.69	\$15.65	\$17.36	\$20.53	\$23.82	\$29.89	\$32,559	\$36,108	\$42,698	\$49,545	\$62,164
21-1023	Mental Health and Substance Abuse Social Workers			\$20.84	\$43,357	16.77	\$12.27	\$13.74	\$17.74	\$29.56	\$33.86	\$25,525	\$28,575	\$36,909	\$61,487	\$70,420
21-1029	Social Workers, All Other			\$20.74	\$43,142	3.85	\$12.88	\$14.84	\$20.40	\$22.99	\$32.58	\$26,792	\$30,877	\$42,431	\$47,824	\$67,777
21-1091	Health Educators	40	23.82	\$23.33	\$48,518	8.76	\$15.16	\$17.11	\$21.65	\$27.31	\$35.15	\$31,524	\$35,582	\$45,035	\$56,796	\$73,120
21-1093	Social and Human Service Assistants	110	28.27	\$12.57	\$26,151	2.87	\$7.84	\$9.77	\$11.70	\$14.87	\$18.09	\$16,297	\$20,320	\$24,328	\$30,936	\$37,624
21-1798	Community and Social Service Specialists, All Other*	40	3.42	\$23.59	\$49,059	3.42	\$11.89	\$17.14	\$22.11	\$30.09	\$38.23	\$24,726	\$35,643	\$45,986	\$62,592	\$79,519
21-2011	Clergy	20	45.06	\$19.09	\$39,707	5.02	\$15.94	\$17.02	\$18.78	\$21.83	\$24.80	\$33,164	\$35,398	\$39,060	\$45,408	\$51,585
23-0000	Legal Occupations	420	12.9	\$31.48	\$65,480	8.89	\$13.50	\$18.59	\$26.88	\$38.94	\$62.15	\$28,086	\$38,661	\$55,912	\$81,003	\$129,266
23-1011	Lawyers	160	17.88	\$43.01	\$89,460	6.79	\$25.75	\$29.76	\$38.31	\$57.67	\$68.61	\$53,560	\$61,897	\$79,679	\$119,959	\$142,714
23-2011	Paralegals and Legal Assistants*	110	22.14	\$21.74	\$45,215	7	\$13.81	\$17.11	\$22.37	\$26.42	\$28.60	\$28,722	\$35,581	\$46,531	\$54,948	\$59,481
23-2099	Legal Support Workers, All Other	60	43.95	\$20.78	\$43,217	4.37	\$12.55	\$14.27	\$19.46	\$25.88	\$31.19	\$26,103	\$29,681	\$40,474	\$53,823	\$64,880
25-0000	Education, Training, and Library Occupations	6,190	1.21	\$21.07	\$43,816	1.94	\$10.51	\$15.22	\$20.19	\$25.87	\$33.21	\$21,854	\$31,649	\$41,986	\$53,808	\$69,067
25-2011	Preschool Teachers, Except Special Education	300	19.06	\$14.47	\$30,091	8.4	\$8.53	\$9.78	\$13.78	\$17.43	\$21.38	\$17,745	\$20,340	\$28,653	\$36,262	\$44,467
25-2012	Kindergarten Teachers, Except Special Education	190	0.75		\$41,397	1.7						\$31,035	\$33,430	\$37,711	\$46,335	\$58,130
25-2021	Elementary School Teachers, Except Special Education	1,090	0.9		\$45,894	1.14						\$32,321	\$35,798	\$42,619	\$52,971	\$67,322
25-2022	Middle School Teachers, Except Special and Career/Technical Education	630	1.29		\$45,090	1.12						\$32,306	\$35,748	\$42,422	\$52,114	\$64,320
25-2031	Secondary School Teachers, Except Special and Career/Technical Education	620	2.14		\$47,294	1.11						\$33,133	\$37,259	\$44,913	\$55,444	\$67,100
25-2032	Career/Technical Education Teachers, Secondary School				\$46,627	1.35						\$34,094	\$39,031	\$45,161	\$54,054	\$62,313
25-2041	Special Education Teachers, Preschool, Kindergarten, and Elementary School*	130	1.06		\$50,548	1.25						\$34,087	\$39,152	\$46,281	\$59,131	\$73,534
25-2053	Special Education Teachers, Middle School	90	1.77		\$50,024	1.61						\$34,835	\$40,467	\$48,230	\$59,321	\$69,515
25-2054	Special Education Teachers, Secondary School	110	1.46		\$53,130	1.51						\$35,308	\$41,704	\$51,492	\$62,374	\$73,225
25-3021	Self-Enrichment Education Teachers			\$13.83	\$28,763	3.63	\$9.23	\$10.28	\$11.73	\$15.19	\$24.06	\$19,197	\$21,388	\$24,393	\$31,589	\$50,044

Occupational Code	Occupational Title	Employment Estimate	Employment Percentage Relative Standard Error	Average Hourly Wage	Average Annual Wage	Wage Percentage Relative Standard Error	10th Percentile (Hourly)	25th Percentile (Hourly)	50th Percentile (Hourly)	75th Percentile (Hourly)	90th Percentile (Hourly)	10th Percentile (Annual)	25th Percentile (Annual)	50th Percentile (Annual)	75th Percentile (Annual)	90th Percentile (Annual)
25-3999	Teachers and Instructors, All Other*	130	10.98		\$41,452	1.78						\$22,092	\$28,157	\$37,103	\$51,627	\$70,518
25-4021	Librarians	140	14.76	\$27.56	\$57,323	4.79	\$18.88	\$20.65	\$23.26	\$32.78	\$44.37	\$39,278	\$42,958	\$48,381	\$68,180	\$92,299
25-4031	Library Technicians	150	13.62	\$13.35	\$27,776	1.75	\$9.16	\$11.47	\$13.36	\$15.46	\$17.62	\$19,058	\$23,865	\$27,791	\$32,149	\$36,642
25-9031	Instructional Coordinators			\$28.05	\$58,341	1.92	\$20.31	\$23.09	\$27.05	\$32.72	\$38.80	\$42,250	\$48,027	\$56,267	\$68,054	\$80,712
25-9041	Teacher Assistants	830	2.6		\$22,810	1.66						\$17,769	\$20,064	\$22,215	\$24,979	\$29,289
27-0000	Arts, Design, Entertainment, Sports, and Media Occupations	750	9.57	\$19.50	\$40,564	6.74	\$8.62	\$10.98	\$17.13	\$24.09	\$34.34	\$17,933	\$22,835	\$35,628	\$50,106	\$71,423
27-1023	Floral Designers	30	24.09	\$11.59	\$24,107	4.31	\$7.91	\$8.53	\$10.26	\$14.80	\$17.11	\$16,462	\$17,749	\$21,331	\$30,775	\$35,585
27-1024	Graphic Designers	80	23.78	\$15.80	\$32,861	6.52	\$8.77	\$11.64	\$14.46	\$19.56	\$24.19	\$18,234	\$24,211	\$30,081	\$40,677	\$50,320
27-1025	Interior Designers	20	44.21	\$21.11	\$43,905	23.56	\$12.24	\$13.13	\$14.56	\$26.33	\$40.98	\$25,450	\$27,301	\$30,280	\$54,762	\$85,240
27-1026	Merchandise Displayers and Window Trimmers			\$15.52	\$32,290	4.32	\$10.80	\$12.50	\$15.58	\$17.94	\$19.70	\$22,460	\$25,994	\$32,401	\$37,311	\$40,972
27-2022	Coaches and Scouts	90	15.08		\$29,679	11.35						\$17,010	\$18,980	\$23,898	\$33,403	\$50,755
27-3031	Public Relations Specialists	150	20.69	\$24.92	\$51,830	7.55	\$8.61	\$18.07	\$24.20	\$28.98	\$36.58	\$17,908	\$37,589	\$50,330	\$60,278	\$76,084
27-3041	Editors	40	23.2	\$16.61	\$34,553	13.23	\$9.05	\$11.12	\$13.84	\$20.19	\$31.36	\$18,833	\$23,125	\$28,786	\$41,986	\$65,235
27-3042	Technical Writers	10	33.71	\$26.19	\$54,473	6.25	\$20.40	\$23.20	\$26.04	\$28.69	\$33.67	\$42,426	\$48,262	\$54,170	\$59,672	\$70,040
27-3091	Interpreters and Translators	40	17.63	\$22.52	\$46,848	4.32	\$16.44	\$19.40	\$21.56	\$25.61	\$31.59	\$34,188	\$40,342	\$44,852	\$53,278	\$65,704
29-0000	Healthcare Practitioners and Technical Occupations	3,600	26.03	\$32.18	\$66,941	4.49	\$15.39	\$21.24	\$28.49	\$36.23	\$49.21	\$32,017	\$44,182	\$59,268	\$75,365	\$102,364
29-1011	Chiropractors	20	39.03	\$43.34	\$90,143	17.39	\$24.09	\$32.11	\$49.26	\$53.45	\$55.97	\$50,103	\$66,782	\$102,452	\$111,186	\$116,427
29-1021	Dentists, General			#####	\$252,760	19.82										
29-1031	Dietitians and Nutritionists	60	29.71	\$22.35	\$46,493	14.79	\$12.21	\$13.69	\$22.59	\$31.06	\$34.62	\$25,404	\$28,482	\$46,982	\$64,610	\$72,018
29-1041	Optometrists	20	40.74	\$40.11	\$83,428	17.15	\$22.62	\$25.07	\$47.43	\$52.32	\$55.25	\$47,042	\$52,155	\$98,658	\$108,816	\$114,911
29-1051	Pharmacists	90	25.27	\$53.86	\$112,019	1.88	\$47.07	\$50.11	\$54.45	\$59.54	\$64.80	\$97,901	\$104,235	\$113,265	\$123,835	\$134,794
29-1062	Family and General Practitioners			\$70.39	\$146,412	11.26	\$41.93	\$58.10	\$66.67	\$79.79		\$87,207	\$120,850	\$138,665	\$165,972	
29-1069	Physicians and Surgeons, All Other			#####	\$235,957	25.97	\$44.10					\$91,724				
29-1071	Physician Assistants	70	31.75	\$45.78	\$95,216	10.71	\$30.94	\$38.56	\$46.37	\$52.66	\$56.42	\$64,347	\$80,197	\$96,460	\$109,523	\$117,361
29-1111	Registered Nurses*	1,330	41.63	\$30.81	\$64,075	1.57	\$22.78	\$25.96	\$30.49	\$35.38	\$41.57	\$47,376	\$53,989	\$63,429	\$73,600	\$86,456
29-1122	Occupational Therapists	80	18.8	\$37.68	\$78,368	4.04	\$24.15	\$27.37	\$33.46	\$49.33	\$56.69	\$50,237	\$56,934	\$69,601	\$102,610	\$117,914
29-1123	Physical Therapists	100	20.54	\$31.84	\$66,226	4.09	\$23.58	\$26.68	\$30.23	\$34.56	\$47.83	\$49,048	\$55,503	\$62,880	\$71,882	\$99,492
29-1127	Speech-Language Pathologists	100	11.38	\$37.76	\$78,542	3.84	\$24.65	\$28.71	\$35.59	\$46.04	\$56.15	\$51,279	\$59,727	\$74,030	\$95,764	\$116,796
29-1131	Veterinarians	100	25.8	\$37.78	\$78,585	7.9	\$29.27	\$31.69	\$36.18	\$45.36	\$52.71	\$60,877	\$65,907	\$75,253	\$94,340	\$109,634
29-1181	Audiologists	10	0.1	\$31.90	\$66,349	2.49	\$20.01	\$22.24	\$33.61	\$39.62	\$43.27	\$41,627	\$46,260	\$69,904	\$82,415	\$89,992
29-2021	Dental Hygienists	180	10.28	\$36.32	\$75,541	2.44	\$30.95	\$33.33	\$36.39	\$40.14	\$43.63	\$64,369	\$69,322	\$75,689	\$83,485	\$90,754
29-2037	Radiologic Technologists and Technicians*			\$24.67	\$51,305	2.68	\$16.16	\$20.60	\$24.47	\$29.39	\$33.65	\$33,606	\$42,843	\$50,893	\$61,135	\$70,001
29-2041	Emergency Medical Technicians and Paramedics	150	13.43													
29-2052	Pharmacy Technicians	120	30.48	\$14.71	\$30,587	3.22	\$10.58	\$12.19	\$14.43	\$17.03	\$19.09	\$22,013	\$25,361	\$30,013	\$35,420	\$39,697
29-2056	Veterinary Technologists and Technicians	120	24.75	\$13.32	\$27,699	3.4	\$10.15	\$11.55	\$13.27	\$15.12	\$17.10	\$21,113	\$24,017	\$27,596	\$31,454	\$35,577
29-2061	Licensed Practical and Licensed Vocational Nurses	250	27.58	\$19.60	\$40,760	3.01	\$15.21	\$16.88	\$19.45	\$22.01	\$25.22	\$31,644	\$35,112	\$40,451	\$45,781	\$52,463
29-2071	Medical Records and Health Information Technicians	110	24.08	\$18.63	\$38,741	4.16	\$13.14	\$15.77	\$18.44	\$21.58	\$24.54	\$27,341	\$32,806	\$38,358	\$44,893	\$51,036
29-2081	Opticians, Dispensing			\$12.88	\$26,784	4.94	\$9.91	\$10.66	\$12.22	\$14.82	\$17.31	\$20,602	\$22,176	\$25,417	\$30,827	\$36,014

Occupational Code	Occupational Title	Employment Estimate	Employment Percentage Relative Standard Error	Average Hourly Wage	Average Annual Wage	Wage Percentage Relative Standard Error	10th Percentile (Hourly)	25th Percentile (Hourly)	50th Percentile (Hourly)	75th Percentile (Hourly)	90th Percentile (Hourly)	10th Percentile (Annual)	25th Percentile (Annual)	50th Percentile (Annual)	75th Percentile (Annual)	90th Percentile (Annual)
29-2799	Health Technologists and Technicians, All Other*			\$24.81	\$51,611	3.3	\$20.23	\$23.12	\$25.14	\$27.15	\$28.36	\$42,073	\$48,099	\$52,284	\$56,469	\$58,980
29-9011	Occupational Health and Safety Specialists	40	28.08	\$30.98	\$64,444	3.52	\$20.02	\$24.09	\$28.76	\$37.97	\$45.39	\$41,635	\$50,111	\$59,817	\$78,968	\$94,402
31-0000	Healthcare Support Occupations	1,860	14.31	\$12.96	\$26,965	2.3	\$9.22	\$10.28	\$11.96	\$14.92	\$18.36	\$19,185	\$21,386	\$24,885	\$31,036	\$38,189
31-1011	Home Health Aides	390	31.09	\$11.17	\$23,242	4.38	\$8.24	\$9.27	\$10.54	\$12.83	\$15.13	\$17,134	\$19,289	\$21,926	\$26,696	\$31,465
31-1012	Nursing Aides, Orderlies, and Attendants*	730	15.92	\$11.84	\$24,618	2.4	\$9.56	\$10.26	\$11.36	\$13.32	\$15.33	\$19,893	\$21,331	\$23,622	\$27,703	\$31,890
31-2011	Occupational Therapy Assistants			\$18.41	\$38,287	7.04	\$8.78	\$15.34	\$18.63	\$22.51	\$26.49	\$18,257	\$31,909	\$38,751	\$46,831	\$55,092
31-2021	Physical Therapist Assistants			\$16.92	\$35,185	2.73	\$11.76	\$14.54	\$16.96	\$19.99	\$22.40	\$24,467	\$30,251	\$35,276	\$41,587	\$46,582
31-9011	Massage Therapists	30	43.77	\$16.79	\$34,919	4.43	\$10.88	\$13.09	\$16.16	\$20.02	\$23.63	\$22,627	\$27,229	\$33,613	\$41,639	\$49,157
31-9091	Dental Assistants	140	20.3	\$18.46	\$38,387	5.68	\$11.57	\$15.64	\$19.41	\$21.95	\$24.16	\$24,056	\$32,541	\$40,381	\$45,664	\$50,245
31-9092	Medical Assistants	310	19.92	\$13.68	\$28,454	2.85	\$9.94	\$11.61	\$13.48	\$15.80	\$17.79	\$20,685	\$24,150	\$28,049	\$32,871	\$37,001
31-9095	Pharmacy Aides	10	16.04	\$9.79	\$20,360	5.08	\$8.12	\$8.60	\$9.40	\$10.86	\$12.28	\$16,889	\$17,891	\$19,561	\$22,583	\$25,539
31-9799	Healthcare Support Workers, All Other*	90	19.21	\$12.62	\$26,250	2.52	\$9.72	\$10.40	\$11.53	\$13.90	\$17.57	\$20,209	\$21,635	\$23,977	\$28,906	\$36,551
33-0000	Protective Service Occupations	1,640	2.89	\$21.80	\$45,349	4.69	\$8.58	\$11.61	\$21.16	\$29.70	\$35.77	\$17,847	\$24,146	\$44,021	\$61,775	\$74,401
33-1012	First-Line Supervisors of Police and Detectives	70	3.14	\$40.34	\$83,910	1.95	\$30.46	\$35.21	\$40.57	\$44.80	\$52.21	\$63,359	\$73,238	\$84,391	\$93,185	\$108,599
33-1021	First-Line Supervisors of Fire Fighting and Prevention Workers			\$37.83	\$78,689	4.03	\$21.38	\$36.54	\$39.96	\$43.36	\$45.41	\$44,469	\$76,008	\$83,125	\$90,185	\$94,449
33-1099	First-Line Supervisors of Protective Service Workers, All Other			\$22.68	\$47,179	7.14	\$17.01	\$18.77	\$20.36	\$22.50	\$32.93	\$35,385	\$39,040	\$42,355	\$46,795	\$68,491
33-2011	Firefighters	280	7.03	\$25.18	\$52,379	2.94	\$13.84	\$17.41	\$26.29	\$32.91	\$35.75	\$28,783	\$36,216	\$54,690	\$68,460	\$74,362
33-3021	Detectives and Criminal Investigators	40	3.45	\$30.82	\$64,103	2.8	\$21.98	\$25.70	\$30.26	\$35.07	\$41.22	\$45,716	\$53,448	\$62,945	\$72,942	\$85,728
33-3051	Police and Sheriff's Patrol Officers	420	3.02	\$27.44	\$57,085	1.58	\$19.47	\$23.67	\$27.36	\$32.33	\$35.41	\$40,501	\$49,224	\$56,903	\$67,256	\$73,656
33-9032	Security Guards	250	12.46	\$10.95	\$22,771	3.66	\$7.75	\$8.72	\$10.21	\$11.52	\$15.88	\$16,110	\$18,131	\$21,245	\$23,970	\$33,033
33-9091	Crossing Guards	30	7.3	\$9.60	\$19,965	4.03	\$7.53	\$7.87	\$8.64	\$12.00	\$14.26	\$15,657	\$16,363	\$17,963	\$24,963	\$29,661
33-9092	Lifeguards, Ski Patrol, and Other Recreational Protective Service Workers			\$8.66	\$18,014	4.84	\$7.53	\$7.89	\$8.53	\$9.18	\$10.90	\$15,658	\$16,403	\$17,750	\$19,099	\$22,667
33-9099	Protective Service Workers, All Other*	110	0.37	\$11.73	\$24,392	1.78	\$8.01	\$8.96	\$10.61	\$15.18	\$17.51	\$16,657	\$18,638	\$22,059	\$31,577	\$36,428
35-0000	Food Preparation and Serving Related Occupations	6,140	3.53	\$9.79	\$20,365	1.72	\$7.55	\$7.90	\$8.85	\$10.81	\$14.05	\$15,703	\$16,433	\$18,404	\$22,494	\$29,226
35-1011	Chefs and Head Cooks	30	26.53	\$23.55	\$48,984	4.05	\$16.11	\$17.34	\$23.48	\$29.60	\$33.84	\$33,508	\$36,071	\$48,837	\$61,572	\$70,378
35-1012	First-Line Supervisors of Food Preparation and Serving Workers	590	6.4	\$14.60	\$30,359	3.72	\$10.45	\$12.02	\$13.98	\$16.70	\$19.37	\$21,727	\$24,995	\$29,088	\$34,727	\$40,298
35-2011	Cooks, Fast Food			\$8.97	\$18,654	2.66	\$7.63	\$8.13	\$8.89	\$9.68	\$10.78	\$15,871	\$16,914	\$18,495	\$20,129	\$22,426
35-2012	Cooks, Institution and Cafeteria	180	7.28	\$11.87	\$24,696	2.07	\$8.80	\$10.01	\$11.30	\$13.89	\$16.13	\$18,302	\$20,818	\$23,499	\$28,899	\$33,554
35-2014	Cooks, Restaurant	590	20.96	\$10.80	\$22,472	4.41	\$8.32	\$9.28	\$10.47	\$12.18	\$14.28	\$17,315	\$19,304	\$21,769	\$25,344	\$29,697
35-2015	Cooks, Short Order			\$8.96	\$18,635	6.98	\$7.50	\$7.68	\$8.24	\$9.35	\$12.24	\$15,600	\$15,981	\$17,141	\$19,447	\$25,466
35-2021	Food Preparation Workers	460	8.39	\$9.87	\$20,520	1.99	\$7.72	\$8.41	\$9.59	\$11.11	\$12.97	\$16,063	\$17,484	\$19,953	\$23,107	\$26,980
35-3011	Bartenders	170	15.35	\$8.12	\$16,886	2.67	\$7.46	\$7.61	\$8.00	\$8.76	\$9.22	\$15,509	\$15,822	\$16,642	\$18,229	\$19,181
35-3021	Combined Food Preparation and Serving Workers, Including Fast Food	1,920	14.41	\$8.96	\$18,631	3.52	\$7.54	\$7.85	\$8.58	\$9.34	\$11.73	\$15,675	\$16,325	\$17,846	\$19,436	\$24,408
35-3022	Counter Attendants, Cafeteria, Food Concession, and Coffee Shop	310	42.75	\$8.74	\$18,186	3.91	\$7.59	\$7.95	\$8.56	\$9.16	\$10.61	\$15,792	\$16,544	\$17,797	\$19,050	\$22,066
35-3031	Waiters and Waitresses	1,420	16.17	\$8.61	\$17,905	6.9	\$7.46	\$7.61	\$7.98	\$8.83	\$10.21	\$15,509	\$15,820	\$16,594	\$18,365	\$21,244
35-9011	Dining Room and Cafeteria Attendants and Bartender Helpers			\$8.46	\$17,597	5.22	\$7.54	\$7.91	\$8.53	\$9.14	\$10.29	\$15,678	\$16,449	\$17,735	\$19,021	\$21,403

Occupational Code	Occupational Title	Employment Estimate	Employment Percentage Relative Standard Error	Average Hourly Wage	Average Annual Wage	Wage Percentage Relative Standard Error	10th Percentile (Hourly)	25th Percentile (Hourly)	50th Percentile (Hourly)	75th Percentile (Hourly)	90th Percentile (Hourly)	10th Percentile (Annual)	25th Percentile (Annual)	50th Percentile (Annual)	75th Percentile (Annual)	90th Percentile (Annual)
35-9021	Dishwashers	100	30.39	\$8.67	\$18,034	3.37	\$7.54	\$7.80	\$8.42	\$9.10	\$9.79	\$15,676	\$16,224	\$17,522	\$18,935	\$20,363
35-9031	Hosts and Hostesses, Restaurant, Lounge, and Coffee Shop	130	17.91	\$9.22	\$19,170	6.5	\$7.67	\$8.16	\$8.93	\$10.11	\$11.53	\$15,961	\$16,977	\$18,568	\$21,026	\$23,991
37-0000	Building and Grounds Cleaning and Maintenance Occupations	2,330	7.7	\$11.77	\$24,478	2.11	\$7.82	\$8.77	\$10.60	\$13.38	\$17.73	\$16,256	\$18,242	\$22,054	\$27,831	\$36,869
37-1011	First-Line Supervisors of Housekeeping and Janitorial Workers	60	18.08	\$19.97	\$41,543	8.98	\$11.68	\$14.49	\$19.70	\$22.77	\$27.79	\$24,287	\$30,146	\$40,982	\$47,355	\$57,797
37-1012	First-Line Supervisors of Landscaping, Lawn Service, and Groundskeeping Workers	60	27.76	\$24.65	\$51,281	4.49	\$16.84	\$19.66	\$24.55	\$29.10	\$33.75	\$35,021	\$40,896	\$51,056	\$60,525	\$70,207
37-2011	Janitors and Cleaners, Except Maids and Housekeeping Cleaners	1,050	8.9	\$10.85	\$22,559	2.11	\$7.71	\$8.59	\$10.32	\$12.43	\$14.68	\$16,047	\$17,862	\$21,457	\$25,853	\$30,537
37-2012	Maids and Housekeeping Cleaners	210	20.78	\$8.94	\$18,591	2.54	\$7.70	\$8.11	\$8.72	\$9.36	\$10.76	\$16,015	\$16,877	\$18,147	\$19,467	\$22,382
37-3011	Landscaping and Groundskeeping Workers	920	14	\$11.93	\$24,821	2.54	\$7.96	\$9.26	\$11.04	\$13.90	\$17.84	\$16,560	\$19,260	\$22,961	\$28,916	\$37,109
37-3012	Pesticide Handlers, Sprayers, and Applicators, Vegetation			\$22.31	\$46,408	8.26	\$12.82	\$14.37	\$20.87	\$32.86	\$37.54	\$26,673	\$29,884	\$43,400	\$68,356	\$78,082
39-0000	Personal Care and Service Occupations	1,610	5.3	\$11.58	\$24,088	4.12	\$7.79	\$8.46	\$9.83	\$12.80	\$18.37	\$16,205	\$17,606	\$20,444	\$26,628	\$38,217
39-1021	First-Line Supervisors of Personal Service Workers			\$17.25	\$35,879	4.27	\$11.97	\$14.18	\$16.79	\$19.38	\$24.80	\$24,905	\$29,492	\$34,920	\$40,320	\$51,588
39-2011	Animal Trainers	20	46.87	\$10.28	\$21,376	2.84	\$9.44	\$9.81	\$10.41	\$11.01	\$11.37	\$19,638	\$20,406	\$21,656	\$22,905	\$23,655
39-2021	Nonfarm Animal Caretakers	150	33.5	\$10.40	\$21,638	5.97	\$7.68	\$8.21	\$9.09	\$11.30	\$14.31	\$15,983	\$17,077	\$18,900	\$23,510	\$29,772
39-3091	Amusement and Recreation Attendants	160	23.72	\$8.87	\$18,440	4.9	\$7.59	\$7.94	\$8.53	\$9.12	\$11.56	\$15,788	\$16,520	\$17,741	\$18,962	\$24,046
39-4831	Funeral Service Managers, Directors, Morticians, and Undertakers			\$25.67	\$53,392	6.44	\$22.88	\$24.01	\$25.90	\$27.80	\$35.50	\$47,581	\$49,943	\$53,880	\$57,816	\$73,844
39-5012	Hairdressers, Hairstylists, and Cosmetologists	250	14.64	\$9.77	\$20,329	4.55	\$7.72	\$8.33	\$9.34	\$11.00	\$12.25	\$16,068	\$17,327	\$19,433	\$22,874	\$25,488
39-9011	Childcare Workers	140	23.29	\$9.20	\$19,129	3.42	\$7.64	\$8.14	\$9.00	\$10.27	\$11.37	\$15,898	\$16,923	\$18,725	\$21,357	\$23,649
39-9021	Personal Care Aides	200	4.99	\$9.55	\$19,865	5.25	\$7.64	\$8.21	\$9.15	\$10.89	\$12.82	\$15,894	\$17,081	\$19,032	\$22,646	\$26,657
39-9031	Fitness Trainers and Aerobics Instructors	180	8.62	\$17.38	\$36,142	11.26	\$8.78	\$10.69	\$15.96	\$23.53	\$27.96	\$18,269	\$22,232	\$33,193	\$48,951	\$58,162
39-9032	Recreation Workers	290	5.77	\$12.31	\$25,605	4.17	\$8.12	\$9.22	\$10.84	\$15.57	\$18.96	\$16,891	\$19,184	\$22,538	\$32,378	\$39,433
39-9041	Residential Advisors	10	4.98	\$14.40	\$29,945	4.99	\$12.81	\$13.47	\$14.57	\$15.54	\$16.32	\$26,647	\$28,017	\$30,300	\$32,314	\$33,952
39-9099	Personal Care and Service Workers, All Other			\$10.46	\$21,763	11.69	\$7.77	\$8.40	\$9.56	\$11.20	\$16.36	\$16,155	\$17,474	\$19,890	\$23,290	\$34,034
41-0000	Sales and Related Occupations	7,250	6.31	\$17.90	\$37,239	4.79	\$7.88	\$8.93	\$11.91	\$21.30	\$34.14	\$16,385	\$18,567	\$24,773	\$44,303	\$71,005
41-1011	First-Line Supervisors of Retail Sales Workers	510	7.91	\$18.84	\$39,190	4.51	\$11.42	\$13.43	\$17.33	\$21.95	\$25.89	\$23,744	\$27,943	\$36,039	\$45,651	\$53,846
41-1012	First-Line Supervisors of Non-Retail Sales Workers	160	26.23	\$31.30	\$65,102	5.56	\$18.09	\$23.48	\$28.87	\$34.62	\$50.64	\$37,625	\$48,834	\$60,051	\$72,011	\$105,322
41-2011	Cashiers	1,610	9.83	\$9.43	\$19,614	1.71	\$7.60	\$8.08	\$8.89	\$10.21	\$11.90	\$15,816	\$16,812	\$18,488	\$21,243	\$24,745
41-2021	Counter and Rental Clerks	410	32.86	\$12.26	\$25,491	7.48	\$7.94	\$8.48	\$9.38	\$14.24	\$21.72	\$16,519	\$17,637	\$19,505	\$29,621	\$45,169
41-2022	Parts Salespersons	160	20.45	\$17.73	\$36,888	5	\$10.63	\$13.32	\$17.35	\$21.57	\$25.95	\$22,102	\$27,710	\$36,080	\$44,868	\$53,977
41-2031	Retail Salespersons	1,970	7.77	\$12.82	\$26,664	3.25	\$7.80	\$8.75	\$10.52	\$13.66	\$21.15	\$16,232	\$18,198	\$21,892	\$28,421	\$43,984
41-3021	Insurance Sales Agents	170	23.84	\$24.89	\$51,768	11.24	\$16.30	\$18.26	\$20.97	\$30.29	\$40.21	\$33,898	\$37,984	\$43,622	\$62,995	\$83,644
41-3031	Securities, Commodities, and Financial Services Sales Agents	160	29.85													
41-3099	Sales Representatives, Services, All Other	230	16.71	\$26.84	\$55,832	8.09	\$8.42	\$17.19	\$24.55	\$38.61	\$44.76	\$17,515	\$35,748	\$51,073	\$80,315	\$93,107

Occupational Code	Occupational Title	Employment Estimate	Employment Percentage Relative Standard Error	Average Hourly Wage	Average Annual Wage	Wage Percentage Relative Standard Error	10th Percentile (Hourly)	25th Percentile (Hourly)	50th Percentile (Hourly)	75th Percentile (Hourly)	90th Percentile (Hourly)	10th Percentile (Annual)	25th Percentile (Annual)	50th Percentile (Annual)	75th Percentile (Annual)	90th Percentile (Annual)
41-4011	Sales Representatives, Wholesale and Manufacturing, Technical and Scientific Products	110	30.98	\$34.69	\$72,163	6.38	\$20.37	\$24.00	\$32.11	\$37.92	\$57.30	\$42,378	\$49,916	\$66,791	\$78,873	\$119,180
41-4012	Sales Representatives, Wholesale and Manufacturing, Except Technical and Scientific Products	1,070	10.35	\$28.57	\$59,424	6.37	\$10.71	\$16.59	\$24.67	\$34.06	\$51.18	\$22,267	\$34,510	\$51,312	\$70,852	\$106,447
41-9021	Real Estate Brokers			\$18.59	\$38,658	15.08	\$12.50	\$13.39	\$14.88	\$21.84	\$28.37	\$26,005	\$27,861	\$30,955	\$45,420	\$59,013
41-9022	Real Estate Sales Agents			\$16.52	\$34,368	19.96	\$8.81	\$10.51	\$13.24	\$25.08	\$28.39	\$18,318	\$21,854	\$27,536	\$52,161	\$59,060
41-9031	Sales Engineers			\$44.23	\$91,991	2.75	\$32.23	\$37.15	\$44.66	\$51.76	\$56.98	\$67,045	\$77,263	\$92,894	\$107,658	\$118,515
41-9041	Telemarketers			\$11.16	\$23,205	6.16	\$7.55	\$8.08	\$10.20	\$12.14	\$16.86	\$15,713	\$16,816	\$21,208	\$25,241	\$35,066
41-9799	Sales and Related Workers, All Other*	40	28.13	\$25.72	\$53,506	6	\$14.86	\$17.23	\$24.50	\$34.53	\$42.03	\$30,902	\$35,834	\$50,966	\$71,823	\$87,425
43-0000	Office and Administrative Support Occupations	10,950	4.4	\$15.93	\$33,140	1.59	\$9.24	\$11.67	\$14.88	\$18.87	\$24.33	\$19,221	\$24,273	\$30,950	\$39,241	\$50,604
43-1011	First-Line Supervisors of Office and Administrative Support Workers	510	6.98	\$25.60	\$53,253	5.23	\$14.35	\$18.57	\$24.89	\$31.60	\$39.27	\$29,840	\$38,623	\$51,763	\$65,724	\$81,683
43-2011	Switchboard Operators, Including Answering Service	30	36.69	\$12.67	\$26,351	2.78	\$9.99	\$10.78	\$12.51	\$14.51	\$15.94	\$20,782	\$22,423	\$26,011	\$30,186	\$33,158
43-3011	Bill and Account Collectors	110	17.05	\$20.15	\$41,907	6.93	\$11.80	\$15.63	\$18.85	\$26.47	\$29.86	\$24,537	\$32,513	\$39,211	\$55,051	\$62,102
43-3021	Billing and Posting Clerks	160	21.08	\$15.98	\$33,246	3.12	\$12.21	\$13.48	\$15.51	\$17.65	\$20.70	\$25,406	\$28,031	\$32,263	\$36,703	\$43,046
43-3031	Bookkeeping, Accounting, and Auditing Clerks	980	7.51	\$16.31	\$33,922	2.26	\$8.82	\$12.08	\$15.45	\$19.97	\$24.21	\$18,339	\$25,117	\$32,146	\$41,536	\$50,363
43-3051	Payroll and Timekeeping Clerks	60	14.12	\$18.01	\$37,454	2.87	\$13.07	\$15.09	\$18.02	\$21.10	\$23.53	\$27,176	\$31,378	\$37,477	\$43,897	\$48,944
43-3061	Procurement Clerks	20	13.79	\$19.64	\$40,860	3.62	\$14.59	\$16.59	\$19.53	\$22.30	\$26.19	\$30,351	\$34,501	\$40,621	\$46,381	\$54,483
43-3071	Tellers	330	16.22	\$12.19	\$25,362	1.83	\$10.07	\$10.87	\$12.10	\$13.55	\$14.49	\$20,951	\$22,611	\$25,176	\$28,183	\$30,132
43-4031	Court, Municipal, and License Clerks	150	2.3	\$18.17	\$37,793	1.68	\$14.46	\$15.65	\$17.61	\$20.02	\$23.40	\$30,070	\$32,560	\$36,627	\$41,640	\$48,678
43-4051	Customer Service Representatives	1,180	26.41	\$13.32	\$27,704	4.41	\$8.66	\$10.48	\$12.70	\$15.56	\$18.68	\$18,017	\$21,808	\$26,416	\$32,369	\$38,856
43-4071	File Clerks	80	28.16	\$12.70	\$26,421	7.03	\$7.65	\$9.76	\$11.64	\$15.29	\$19.71	\$15,908	\$20,304	\$24,216	\$31,806	\$40,993
43-4081	Hotel, Motel, and Resort Desk Clerks	70	28.63	\$10.65	\$22,146	5.96	\$7.97	\$8.81	\$10.64	\$12.33	\$14.08	\$16,574	\$18,327	\$22,141	\$25,656	\$29,283
43-4111	Interviewers, Except Eligibility and Loan	80	32.3	\$14.70	\$30,573	6.05	\$8.59	\$12.48	\$15.16	\$17.67	\$20.02	\$17,873	\$25,950	\$31,536	\$36,748	\$41,650
43-4121	Library Assistants, Clerical	70	47.92	\$14.79	\$30,758	13.28	\$8.62	\$9.98	\$14.69	\$18.93	\$22.16	\$17,921	\$20,755	\$30,565	\$39,365	\$46,098
43-4131	Loan Interviewers and Clerks	110	40.52	\$17.60	\$36,607	3.7	\$12.47	\$14.22	\$17.51	\$20.94	\$22.92	\$25,936	\$29,585	\$36,415	\$43,555	\$47,666
43-4151	Order Clerks	40	36.37	\$11.95	\$24,859	3.03	\$9.51	\$10.19	\$11.22	\$13.90	\$16.19	\$19,773	\$21,195	\$23,328	\$28,903	\$33,682
43-4161	Human Resources Assistants, Except Payroll and Timekeeping	60	17.5	\$17.06	\$35,487	2.29	\$12.15	\$13.61	\$16.12	\$19.98	\$22.82	\$25,275	\$28,301	\$33,538	\$41,559	\$47,464
43-4171	Receptionists and Information Clerks	460	10.78	\$12.78	\$26,589	4.49	\$8.34	\$9.61	\$11.60	\$15.62	\$19.48	\$17,345	\$19,989	\$24,130	\$32,494	\$40,520
43-4199	Information and Record Clerks, All Other	200	42.12	\$15.13	\$31,467	6.44	\$8.04	\$9.03	\$14.93	\$19.43	\$23.53	\$16,724	\$18,790	\$31,054	\$40,412	\$48,941
43-5032	Dispatchers, Except Police, Fire, and Ambulance	80	14.81	\$20.93	\$43,530	4.8	\$10.46	\$14.12	\$21.89	\$26.58	\$30.52	\$21,764	\$29,371	\$45,537	\$55,281	\$63,491
43-5041	Meter Readers, Utilities	20	16.79	\$20.44	\$42,509	10.34	\$14.82	\$16.41	\$20.03	\$25.62	\$28.34	\$30,828	\$34,127	\$41,660	\$53,282	\$58,942
43-5051	Postal Service Clerks	50	0.02	\$25.54	\$53,117		\$22.98	\$25.52	\$25.53	\$26.55	\$26.56	\$47,796	\$53,087	\$53,098	\$55,231	\$55,239
43-5052	Postal Service Mail Carriers	210	0	\$23.07	\$47,977		\$18.50	\$18.51	\$24.64	\$26.25	\$26.83	\$38,486	\$38,496	\$51,251	\$54,610	\$55,801
43-5053	Postal Service Mail Sorters, Processors, and Processing Machine Operators	30	0.04	\$15.30	\$31,820		\$9.69	\$9.98	\$10.92	\$25.52	\$25.53	\$20,162	\$20,768	\$22,719	\$53,086	\$53,100
43-5061	Production, Planning, and Expediting Clerks	100	17.87	\$21.49	\$44,698	3.1	\$12.82	\$14.60	\$20.88	\$27.70	\$32.32	\$26,666	\$30,366	\$43,435	\$57,610	\$67,223
43-5071	Shipping, Receiving, and Traffic Clerks	400	10.32	\$15.18	\$31,568	3.42	\$9.91	\$11.89	\$14.79	\$18.80	\$21.58	\$20,617	\$24,735	\$30,758	\$39,097	\$44,882
43-5081	Stock Clerks and Order Fillers	940	9.61	\$13.09	\$27,218	2.71	\$8.43	\$9.83	\$12.40	\$16.16	\$18.53	\$17,538	\$20,449	\$25,796	\$33,608	\$38,534

Occupational Code	Occupational Title	Employment Estimate	Employment Percentage Relative Standard Error	Average Hourly Wage	Average Annual Wage	Wage Percentage Relative Standard Error	10th Percentile (Hourly)	25th Percentile (Hourly)	50th Percentile (Hourly)	75th Percentile (Hourly)	90th Percentile (Hourly)	10th Percentile (Annual)	25th Percentile (Annual)	50th Percentile (Annual)	75th Percentile (Annual)	90th Percentile (Annual)
43-5111	Weighers, Measurers, Checkers, and Samplers, Recordkeeping	30	37.32	\$14.57	\$30,301	2.99	\$9.67	\$10.86	\$15.27	\$17.59	\$19.71	\$20,109	\$22,593	\$31,761	\$36,594	\$41,005
43-6011	Executive Secretaries and Executive Administrative Assistants	580	7.17	\$22.79	\$47,394	2.64	\$15.00	\$17.20	\$21.18	\$27.66	\$34.58	\$31,205	\$35,786	\$44,052	\$57,526	\$71,924
43-6013	Medical Secretaries	330	24.92	\$15.39	\$32,011	2.02	\$11.00	\$13.04	\$15.42	\$17.72	\$19.96	\$22,879	\$27,113	\$32,075	\$36,856	\$41,525
43-6014	Secretaries and Administrative Assistants, Except Legal, Medical, and Executive	1,970	7.47	\$14.67	\$30,515	1.32	\$9.91	\$11.96	\$14.15	\$17.23	\$20.55	\$20,605	\$24,872	\$29,434	\$35,833	\$42,736
43-9011	Computer Operators	10	31.98	\$25.87	\$53,816	7.23	\$19.41	\$22.24	\$25.50	\$30.80	\$34.49	\$40,366	\$46,254	\$53,038	\$64,059	\$71,739
43-9021	Data Entry Keyers	60	43.36	\$14.53	\$30,224	6.41	\$8.52	\$10.69	\$14.24	\$17.89	\$21.76	\$17,726	\$22,237	\$29,610	\$37,219	\$45,268
43-9041	Insurance Claims and Policy Processing Clerks	350	11.7	\$18.36	\$38,179	2.43	\$13.37	\$14.99	\$17.74	\$21.55	\$24.68	\$27,806	\$31,173	\$36,893	\$44,825	\$51,337
43-9061	Office Clerks, General	640	12.85	\$12.78	\$26,587	3.38	\$8.00	\$9.24	\$11.94	\$14.89	\$18.71	\$16,648	\$19,217	\$24,827	\$30,966	\$38,909
43-9799	Office and Administrative Support Workers, All Other*			\$12.10	\$25,171	6.28	\$7.75	\$8.39	\$9.87	\$15.55	\$19.45	\$16,110	\$17,454	\$20,531	\$32,348	\$40,446
45-0000	Farming, Fishing, and Forestry Occupations	260	18.06	\$14.60	\$30,372	9.69	\$8.27	\$9.70	\$12.61	\$17.99	\$25.12	\$17,195	\$20,184	\$26,227	\$37,426	\$52,251
45-1011	First-Line Supervisors of Farming, Fishing, and Forestry Workers	20	36.92	\$18.86	\$39,238	6.73	\$13.25	\$15.44	\$17.11	\$21.85	\$27.34	\$27,552	\$32,109	\$35,595	\$45,440	\$56,875
45-2091	Agricultural Equipment Operators	20	32.81													
45-2092	Farmworkers and Laborers, Crop, Nursery, and Greenhouse	60	45.88	\$10.80	\$22,465	5.93	\$8.17	\$9.17	\$10.35	\$11.43	\$13.84	\$16,987	\$19,064	\$21,526	\$23,772	\$28,788
45-2093	Farmworkers, Farm, Ranch, and Aquacultural Animals	90	24.5	\$10.73	\$22,318	4.64	\$7.86	\$8.67	\$10.37	\$12.78	\$14.21	\$16,348	\$18,044	\$21,579	\$26,582	\$29,556
47-0000	Construction and Extraction Occupations	6,210	5.96	\$19.87	\$41,323	3.41	\$11.64	\$13.95	\$17.75	\$23.37	\$31.49	\$24,203	\$29,018	\$36,928	\$48,615	\$65,506
47-1011	First-Line Supervisors of Construction Trades and Extraction Workers	630	10.53	\$28.96	\$60,243	2.48	\$17.41	\$22.89	\$28.45	\$34.83	\$41.22	\$36,212	\$47,601	\$59,169	\$72,453	\$85,745
47-2021	Brickmasons and Blockmasons	80	44.23													
47-2031	Carpenters	310	14.76	\$16.90	\$35,143	5.73	\$8.88	\$12.58	\$15.61	\$21.38	\$25.96	\$18,477	\$26,158	\$32,478	\$44,460	\$53,992
47-2051	Cement Masons and Concrete Finishers	250	29.08	\$15.88	\$33,033	10.23	\$10.02	\$11.91	\$15.04	\$19.35	\$23.17	\$20,844	\$24,767	\$31,277	\$40,248	\$48,194
47-2061	Construction Laborers	980	14.92	\$15.49	\$32,224	4.1	\$11.09	\$12.72	\$14.51	\$17.31	\$21.67	\$23,065	\$26,455	\$30,188	\$36,003	\$45,081
47-2071	Paving, Surfacing, and Tamping Equipment Operators	110	15.4	\$20.64	\$42,936	4.05	\$15.88	\$18.62	\$20.68	\$22.78	\$25.91	\$33,039	\$38,737	\$43,009	\$47,389	\$53,888
47-2073	Operating Engineers and Other Construction Equipment Operators	320	11.6	\$18.23	\$37,923	1.9	\$13.84	\$16.08	\$17.70	\$19.50	\$23.44	\$28,785	\$33,450	\$36,806	\$40,550	\$48,763
47-2081	Drywall and Ceiling Tile Installers			\$19.14	\$39,815	2.99	\$14.39	\$16.43	\$18.93	\$21.88	\$24.73	\$29,921	\$34,166	\$39,372	\$45,504	\$51,437
47-2111	Electricians	510	34.2													
47-2121	Glaziers	30	46.55	\$18.64	\$38,779	4.8	\$16.02	\$16.88	\$18.31	\$19.74	\$23.26	\$33,329	\$35,115	\$38,091	\$41,067	\$48,385
47-2141	Painters, Construction and Maintenance	200	16.47	\$16.38	\$34,073	6.47	\$10.45	\$12.23	\$15.02	\$18.45	\$23.54	\$21,736	\$25,437	\$31,233	\$38,382	\$48,973
47-2151	Pipelayers	50	33.86	\$17.12	\$35,608	3.41	\$13.76	\$15.15	\$16.74	\$18.79	\$21.54	\$28,613	\$31,505	\$34,823	\$39,082	\$44,796
47-2152	Plumbers, Pipefitters, and Steamfitters	400	24.62	\$21.94	\$45,634	6.93	\$13.22	\$16.69	\$21.29	\$26.41	\$32.27	\$27,504	\$34,707	\$44,280	\$54,927	\$67,114
47-2181	Roofers	260	1.22	\$16.11	\$33,505	5.09	\$10.78	\$13.56	\$16.39	\$18.24	\$21.34	\$22,428	\$28,206	\$34,096	\$37,949	\$44,379
47-2221	Structural Iron and Steel Workers	90	38.14	\$17.93	\$37,303	4.98	\$13.26	\$15.04	\$17.64	\$20.50	\$23.45	\$27,586	\$31,283	\$36,690	\$42,648	\$48,784
47-4011	Construction and Building Inspectors			\$28.14	\$58,530	2.24	\$19.88	\$22.99	\$28.12	\$33.18	\$37.39	\$41,355	\$47,821	\$58,494	\$69,008	\$77,765
47-4031	Fence Erectors			\$15.60	\$32,451	5.62	\$12.02	\$13.22	\$15.33	\$17.69	\$20.55	\$24,993	\$27,490	\$31,887	\$36,788	\$42,738
47-4051	Highway Maintenance Workers	110	3.96	\$20.32	\$42,271	2.5	\$17.28	\$18.73	\$20.60	\$21.47	\$24.20	\$35,946	\$38,957	\$42,856	\$44,649	\$50,342

Occupational Code	Occupational Title	Employment Estimate	Employment Percentage Relative Standard Error	Average Hourly Wage	Average Annual Wage	Wage Percentage Relative Standard Error	10th Percentile (Hourly)	25th Percentile (Hourly)	50th Percentile (Hourly)	75th Percentile (Hourly)	90th Percentile (Hourly)	10th Percentile (Annual)	25th Percentile (Annual)	50th Percentile (Annual)	75th Percentile (Annual)	90th Percentile (Annual)
47-4071	Septic Tank Servicers and Sewer Pipe Cleaners	50	27.67	\$16.12	\$33,522	6.28	\$12.88	\$14.10	\$15.51	\$17.60	\$20.83	\$26,785	\$29,337	\$32,255	\$36,598	\$43,324
47-5012	Rotary Drill Operators, Oil and Gas	280	33.87	\$25.83	\$53,737	11.33	\$16.06	\$19.51	\$22.82	\$27.88	\$33.55	\$33,401	\$40,581	\$47,474	\$57,985	\$69,786
47-5013	Service Unit Operators, Oil, Gas, and Mining	30	30.9	\$20.98	\$43,635	5.34	\$13.32	\$15.55	\$18.49	\$25.68	\$31.76	\$27,709	\$32,336	\$38,469	\$53,424	\$66,065
47-5071	Roustabouts, Oil and Gas	540	20.56	\$14.73	\$30,639	3.4	\$10.58	\$11.77	\$14.06	\$17.13	\$19.79	\$21,998	\$24,491	\$29,251	\$35,627	\$41,160
47-5081	Helpers--Extraction Workers			\$15.65	\$32,560	4.68	\$12.99	\$13.97	\$15.66	\$17.57	\$18.98	\$27,023	\$29,060	\$32,563	\$36,542	\$39,477
47-5099	Extraction Workers, All Other			\$28.22	\$58,696	18.22	\$9.75	\$18.11	\$28.02	\$32.33	\$56.42	\$20,287	\$37,676	\$58,281	\$67,256	\$117,345
49-0000	Installation, Maintenance, and Repair Occupations	2,640	6.75	\$20.13	\$41,881	2.08	\$10.64	\$14.41	\$19.19	\$24.70	\$32.14	\$22,125	\$29,969	\$39,908	\$51,368	\$66,853
49-1011	First-Line Supervisors of Mechanics, Installers, and Repairers	180	10.24	\$30.31	\$63,040	2.58	\$20.34	\$23.52	\$30.85	\$36.88	\$41.75	\$42,298	\$48,929	\$64,174	\$76,703	\$86,833
49-2011	Computer, Automated Teller, and Office Machine Repairers	40	39.74	\$14.10	\$29,322	13.04	\$8.30	\$9.36	\$11.95	\$17.36	\$24.90	\$17,272	\$19,462	\$24,851	\$36,107	\$51,785
49-2022	Telecommunications Equipment Installers and Repairers, Except Line Installers	50	26.88	\$25.19	\$52,385	11.97	\$16.50	\$19.08	\$23.95	\$31.93	\$34.49	\$34,317	\$39,682	\$49,814	\$66,409	\$71,739
49-2094	Electrical and Electronics Repairers, Commercial and Industrial Equipment	40	13.44	\$26.89	\$55,934	5.46	\$14.87	\$21.62	\$29.27	\$32.21	\$34.15	\$30,934	\$44,979	\$60,872	\$67,002	\$71,022
49-2098	Security and Fire Alarm Systems Installers	30	28.97	\$19.13	\$39,797	3.69	\$11.65	\$16.75	\$19.50	\$22.00	\$25.12	\$24,225	\$34,840	\$40,558	\$45,770	\$52,258
49-3011	Aircraft Mechanics and Service Technicians			\$18.41	\$38,287	4.62	\$14.00	\$16.07	\$18.06	\$20.61	\$24.01	\$29,119	\$33,422	\$37,570	\$42,860	\$49,934
49-3021	Automotive Body and Related Repairers	70	16.66	\$18.84	\$39,195	21.78	\$7.90	\$8.75	\$17.42	\$27.14	\$33.20	\$16,423	\$18,195	\$36,230	\$56,458	\$69,055
49-3023	Automotive Service Technicians and Mechanics	420	11.74	\$19.96	\$41,508	4.23	\$10.89	\$14.20	\$20.57	\$23.55	\$28.22	\$22,648	\$29,544	\$42,775	\$48,990	\$58,701
49-3031	Bus and Truck Mechanics and Diesel Engine Specialists	200	19	\$18.81	\$39,134	3.92	\$12.64	\$15.35	\$18.24	\$22.04	\$26.59	\$26,283	\$31,921	\$37,947	\$45,845	\$55,300
49-3041	Farm Equipment Mechanics and Service Technicians	70	13.86	\$18.93	\$39,373	3.07	\$14.76	\$16.56	\$18.80	\$21.70	\$24.23	\$30,695	\$34,443	\$39,097	\$45,140	\$50,391
49-3042	Mobile Heavy Equipment Mechanics, Except Engines	90	28.17	\$20.76	\$43,191	5.55	\$14.92	\$16.43	\$18.67	\$25.66	\$30.63	\$31,027	\$34,171	\$38,841	\$53,363	\$63,718
49-3093	Tire Repairers and Changers			\$19.60	\$40,762	6.78	\$12.58	\$16.07	\$20.01	\$23.71	\$26.78	\$26,162	\$33,429	\$41,629	\$49,320	\$55,697
49-9021	Heating, Air Conditioning, and Refrigeration Mechanics and Installers	40	42.98	\$18.80	\$39,098	2.57	\$13.95	\$15.58	\$17.56	\$22.27	\$25.78	\$29,016	\$32,410	\$36,531	\$46,313	\$53,629
49-9041	Industrial Machinery Mechanics	190	16.73	\$21.80	\$45,341	6.11	\$13.60	\$16.24	\$20.28	\$28.37	\$32.74	\$28,281	\$33,771	\$42,186	\$59,008	\$68,092
49-9051	Electrical Power-Line Installers and Repairers	30	10.29	\$26.27	\$54,649	7.31	\$13.38	\$17.34	\$25.34	\$34.83	\$40.80	\$27,821	\$36,063	\$52,706	\$72,452	\$84,860
49-9062	Medical Equipment Repairers	20	47.76	\$17.96	\$37,356	13.35	\$12.48	\$13.53	\$15.76	\$18.49	\$31.06	\$25,969	\$28,147	\$32,776	\$38,469	\$64,611
49-9071	Maintenance and Repair Workers, General	720	15.83	\$18.23	\$37,915	5.99	\$9.68	\$12.50	\$16.95	\$22.11	\$29.61	\$20,141	\$26,008	\$35,252	\$45,993	\$61,589
49-9098	Helpers--Installation, Maintenance, and Repair Workers	40	27.32	\$16.78	\$34,910	9.47	\$8.73	\$10.31	\$15.66	\$20.78	\$26.00	\$18,150	\$21,450	\$32,575	\$43,223	\$54,075
49-9799	Installation, Maintenance, and Repair Workers, All Other*	60	25.42	\$16.64	\$34,621	7.56	\$8.22	\$11.43	\$17.23	\$21.66	\$24.70	\$17,095	\$23,784	\$35,833	\$45,043	\$51,375
51-0000	Production Occupations	7,200	27.89	\$15.25	\$31,715	5.49	\$8.91	\$10.46	\$13.51	\$17.83	\$24.41	\$18,535	\$21,758	\$28,104	\$37,096	\$50,765
51-1011	First-Line Supervisors of Production and Operating Workers	400	21.17	\$29.39	\$61,135	4.12	\$16.51	\$21.79	\$28.08	\$37.06	\$43.58	\$34,334	\$45,317	\$58,413	\$77,091	\$90,652
51-2022	Electrical and Electronic Equipment Assemblers			\$13.83	\$28,760	5.91	\$11.80	\$12.41	\$13.44	\$14.48	\$16.79	\$24,552	\$25,809	\$27,955	\$30,114	\$34,916
51-2041	Structural Metal Fabricators and Fitters	60	24.97	\$18.79	\$39,088	9.7	\$13.29	\$14.55	\$16.83	\$19.88	\$31.01	\$27,648	\$30,256	\$35,003	\$41,352	\$64,502

Occupational Code	Occupational Title	Employment Estimate	Employment Percentage Relative Standard Error	Average Hourly Wage	Average Annual Wage	Wage Percentage Relative Standard Error	10th Percentile (Hourly)	25th Percentile (Hourly)	50th Percentile (Hourly)	75th Percentile (Hourly)	90th Percentile (Hourly)	10th Percentile (Annual)	25th Percentile (Annual)	50th Percentile (Annual)	75th Percentile (Annual)	90th Percentile (Annual)
51-2092	Team Assemblers	250	20.59	\$16.81	\$34,958	4.72	\$10.45	\$11.79	\$15.75	\$20.76	\$24.83	\$21,731	\$24,523	\$32,752	\$43,183	\$51,654
51-2099	Assemblers and Fabricators, All Other			\$12.44	\$25,879	3.58	\$8.90	\$9.90	\$11.50	\$14.28	\$17.29	\$18,518	\$20,592	\$23,921	\$29,693	\$35,962
51-3011	Bakers	90	28.86	\$12.09	\$25,152	2.66	\$8.17	\$9.30	\$11.70	\$14.17	\$17.09	\$16,993	\$19,334	\$24,337	\$29,472	\$35,553
51-3021	Butchers and Meat Cutters			\$11.85	\$24,641	8.15	\$8.04	\$9.13	\$10.55	\$13.68	\$19.48	\$16,733	\$18,998	\$21,943	\$28,463	\$40,526
51-3022	Meat, Poultry, and Fish Cutters and Trimmers			\$10.82	\$22,499	2.99	\$8.43	\$9.61	\$10.64	\$11.87	\$13.81	\$17,529	\$19,984	\$22,130	\$24,694	\$28,716
51-3092	Food Batchmakers	50	27.26	\$11.54	\$24,011	18.25	\$7.69	\$8.29	\$9.28	\$15.49	\$17.36	\$16,001	\$17,238	\$19,299	\$32,224	\$36,101
51-3093	Food Cooking Machine Operators and Tenders	20	34.6	\$13.52	\$28,116	5.33	\$9.47	\$10.87	\$13.69	\$16.05	\$17.69	\$19,695	\$22,603	\$28,478	\$33,384	\$36,795
51-4022	Forging Machine Setters, Operators, and Tenders, Metal and Plastic	70	17.62	\$15.63	\$32,504	6.7	\$10.40	\$11.48	\$13.58	\$18.93	\$25.18	\$21,635	\$23,868	\$28,257	\$39,382	\$52,379
51-4031	Cutting, Punching, and Press Machine Setters, Operators, and Tenders, Metal and Plastic			\$16.65	\$34,623	3.73	\$11.59	\$13.55	\$16.59	\$19.27	\$22.40	\$24,115	\$28,175	\$34,504	\$40,088	\$46,587
51-4033	Grinding, Lapping, Polishing, and Buffing Machine Tool Setters, Operators, and Tenders, Metal and Plastic	50	47.88	\$14.94	\$31,074	5.35	\$10.98	\$12.31	\$14.01	\$16.87	\$20.58	\$22,833	\$25,611	\$29,131	\$35,087	\$42,807
51-4041	Machinists	280	17.81	\$20.16	\$41,937	5.74	\$12.53	\$16.41	\$21.23	\$23.87	\$25.44	\$26,057	\$34,129	\$44,150	\$49,651	\$52,910
51-4072	Molding, Coremaking, and Casting Machine Setters, Operators, and Tenders, Metal and Plastic	100	46.3	\$14.01	\$29,145	7.91	\$9.31	\$10.58	\$12.01	\$16.31	\$22.08	\$19,362	\$21,996	\$24,976	\$33,924	\$45,918
51-4081	Multiple Machine Tool Setters, Operators, and Tenders, Metal and Plastic			\$16.75	\$34,849	5.52	\$11.28	\$13.00	\$15.98	\$20.18	\$23.87	\$23,454	\$27,037	\$33,233	\$41,971	\$49,646
51-4111	Tool and Die Makers	20	15.22	\$27.42	\$57,028	3.7	\$21.75	\$23.98	\$27.48	\$31.05	\$34.07	\$45,245	\$49,871	\$57,150	\$64,585	\$70,874
51-4121	Welders, Cutters, Solderers, and Brazers	340	20.3	\$18.49	\$38,460	2.94	\$13.62	\$15.62	\$17.66	\$20.89	\$24.67	\$28,327	\$32,489	\$36,734	\$43,459	\$51,318
51-4122	Welding, Soldering, and Brazing Machine Setters, Operators, and Tenders			\$17.41	\$36,212	5.48	\$14.66	\$15.47	\$16.89	\$18.76	\$22.18	\$30,495	\$32,177	\$35,141	\$39,013	\$46,143
51-5111	Prepress Technicians and Workers	30	33.4	\$17.54	\$36,492	6.96	\$11.91	\$14.70	\$17.12	\$21.35	\$23.76	\$24,771	\$30,580	\$35,616	\$44,408	\$49,425
51-5112	Printing Press Operators	80	10.22	\$20.96	\$43,594	4.03	\$12.30	\$17.38	\$21.04	\$25.52	\$29.24	\$25,575	\$36,157	\$43,773	\$53,074	\$60,822
51-5113	Print Binding and Finishing Workers	40	14.91	\$16.16	\$33,610	12.69	\$8.46	\$12.18	\$16.41	\$19.60	\$24.15	\$17,605	\$25,329	\$34,140	\$40,778	\$50,230
51-6011	Laundry and Dry-Cleaning Workers	110	25.01	\$9.56	\$19,886	3.73	\$7.74	\$8.22	\$9.03	\$10.59	\$12.22	\$16,090	\$17,095	\$18,775	\$22,020	\$25,409
51-6031	Sewing Machine Operators	30	39.32	\$12.42	\$25,833	7.42	\$8.52	\$10.96	\$13.06	\$14.29	\$15.31	\$17,712	\$22,799	\$27,175	\$29,731	\$31,834
51-6093	Upholsterers			\$14.81	\$30,802	7.34	\$9.91	\$10.89	\$13.33	\$18.15	\$22.23	\$20,605	\$22,652	\$27,730	\$37,751	\$46,233
51-7011	Cabinetmakers and Bench Carpenters	160	28.06	\$13.75	\$28,590	3.5	\$10.06	\$11.31	\$13.01	\$15.34	\$17.71	\$20,932	\$23,534	\$27,065	\$31,914	\$36,843
51-7042	Woodworking Machine Setters, Operators, and Tenders, Except Sawing	30	28.58	\$14.00	\$29,127	5.09	\$10.36	\$11.67	\$13.44	\$16.06	\$19.05	\$21,548	\$24,278	\$27,947	\$33,404	\$39,632
51-8013	Power Plant Operators	20	45.76	\$26.97	\$56,087	15.81	\$17.61	\$20.53	\$26.53	\$31.46	\$39.59	\$36,632	\$42,700	\$55,174	\$65,446	\$82,352
51-8021	Stationary Engineers and Boiler Operators	50	49.53	\$23.40	\$48,673	3.55	\$15.25	\$18.62	\$22.14	\$26.65	\$33.41	\$31,721	\$38,727	\$46,056	\$55,431	\$69,486
51-8031	Water and Liquid Waste Treatment Plant and System Operators	90	10.97	\$25.87	\$53,813	7.46	\$16.36	\$19.75	\$23.77	\$27.81	\$34.29	\$34,030	\$41,074	\$49,433	\$57,852	\$71,323
51-9021	Crushing, Grinding, and Polishing Machine Setters, Operators, and Tenders	30	45.91	\$17.52	\$36,444	6.38	\$10.81	\$13.43	\$16.38	\$22.53	\$24.59	\$22,495	\$27,925	\$34,074	\$46,854	\$51,142
51-9023	Mixing and Blending Machine Setters, Operators, and Tenders			\$16.86	\$35,075	4.3	\$12.70	\$14.12	\$16.64	\$20.25	\$21.90	\$26,420	\$29,378	\$34,612	\$42,111	\$45,555
51-9041	Extruding, Forming, Pressing, and Compacting Machine Setters, Operators, and Tenders	60	44.31	\$16.82	\$34,994	3.71	\$13.09	\$14.23	\$15.92	\$18.37	\$23.27	\$27,232	\$29,599	\$33,117	\$38,217	\$48,408
51-9061	Inspectors, Testers, Sorters, Samplers, and Weighers	270	34.09	\$18.01	\$37,460	4.1	\$10.62	\$14.23	\$16.93	\$19.94	\$26.56	\$22,100	\$29,608	\$35,215	\$41,484	\$55,234

Occupational Code	Occupational Title	Employment Estimate	Employment Percentage Relative Standard Error	Average Hourly Wage	Average Annual Wage	Wage Percentage Relative Standard Error	10th Percentile (Hourly)	25th Percentile (Hourly)	50th Percentile (Hourly)	75th Percentile (Hourly)	90th Percentile (Hourly)	10th Percentile (Annual)	25th Percentile (Annual)	50th Percentile (Annual)	75th Percentile (Annual)	90th Percentile (Annual)
51-9111	Packaging and Filling Machine Operators and Tenders			\$9.87	\$20,533	13.14	\$7.59	\$8.01	\$8.72	\$10.40	\$16.15	\$15,777	\$16,663	\$18,138	\$21,640	\$33,597
51-9121	Coating, Painting, and Spraying Machine Setters, Operators, and Tenders	60	35.98	\$15.02	\$31,237	3.59	\$11.75	\$13.18	\$15.07	\$16.93	\$18.22	\$24,446	\$27,423	\$31,338	\$35,217	\$37,888
51-9122	Painters, Transportation Equipment	50	48.52	\$18.44	\$38,348	22.71	\$10.07	\$10.97	\$15.20	\$26.39	\$32.18	\$20,953	\$22,825	\$31,624	\$54,896	\$66,929
51-9123	Painting, Coating, and Decorating Workers	30	21.52	\$13.89	\$28,892	3.65	\$10.14	\$11.44	\$14.00	\$16.13	\$17.97	\$21,085	\$23,797	\$29,115	\$33,548	\$37,383
51-9151	Photographic Process Workers and Processing Machine Operators	10	18.19	\$10.76	\$22,387	5.11	\$8.35	\$9.21	\$10.50	\$11.67	\$12.37	\$17,361	\$19,164	\$21,834	\$24,272	\$25,734
51-9198	Helpers--Production Workers	220	14.97	\$12.79	\$26,610	3.57	\$9.94	\$10.83	\$12.18	\$14.49	\$17.04	\$20,680	\$22,535	\$25,333	\$30,148	\$35,435
51-9399	Production Workers, All Other*			\$17.22	\$35,810	3.26	\$11.68	\$14.49	\$16.79	\$19.77	\$22.38	\$24,293	\$30,146	\$34,920	\$41,112	\$46,554
53-0000	Transportation and Material Moving Occupations	6,160	7.43	\$16.94	\$35,229	4.71	\$8.13	\$10.44	\$15.35	\$21.06	\$28.99	\$16,909	\$21,723	\$31,930	\$43,810	\$60,301
53-1021	First-Line Supervisors of Helpers, Laborers, and Material Movers, Hand	70	19.82	\$20.26	\$42,140	5.61	\$10.75	\$14.68	\$20.19	\$25.05	\$31.14	\$22,353	\$30,531	\$42,002	\$52,108	\$64,771
53-1031	First-Line Supervisors of Transportation and Material-Moving Machine and Vehicle Operators	160	23.24	\$26.26	\$54,612	3.95	\$15.97	\$20.22	\$24.25	\$32.00	\$39.05	\$33,213	\$42,060	\$50,450	\$66,553	\$81,225
53-3021	Bus Drivers, Transit and Intercity	60	9.81													
53-3022	Bus Drivers, School or Special Client	240	2.08	\$13.87	\$28,850	2.22	\$10.19	\$11.55	\$13.25	\$15.56	\$18.79	\$21,188	\$24,024	\$27,558	\$32,375	\$39,077
53-3031	Driver/Sales Workers			\$9.82	\$20,419	10.95	\$7.45	\$7.55	\$7.71	\$7.87	\$17.77	\$15,499	\$15,702	\$16,039	\$16,376	\$36,969
53-3032	Heavy and Tractor-Trailer Truck Drivers	2,020	6.16	\$22.80	\$47,419	5.73	\$14.02	\$16.98	\$20.82	\$27.84	\$36.57	\$29,163	\$35,321	\$43,311	\$57,897	\$76,056
53-3033	Light Truck or Delivery Services Drivers	550	28.06	\$15.25	\$31,716	7.64	\$8.22	\$9.24	\$14.55	\$17.78	\$22.63	\$17,091	\$19,228	\$30,274	\$36,978	\$47,069
53-3041	Taxi Drivers and Chauffeurs	10	21.08	\$11.13	\$23,141	4.34	\$9.40	\$10.09	\$11.09	\$12.21	\$13.67	\$19,553	\$20,978	\$23,058	\$25,399	\$28,436
53-3099	Motor Vehicle Operators, All Other	20	40.96	\$12.27	\$25,515	5.89	\$8.79	\$9.88	\$10.97	\$13.72	\$19.56	\$18,291	\$20,553	\$22,826	\$28,540	\$40,689
53-7032	Excavating and Loading Machine and Dragline Operators	70	44.45	\$17.96	\$37,366	9.1	\$10.92	\$14.51	\$18.63	\$21.52	\$24.02	\$22,723	\$30,185	\$38,759	\$44,753	\$49,962
53-7051	Industrial Truck and Tractor Operators	340	16.91	\$16.49	\$34,308	5.38	\$10.33	\$12.61	\$15.97	\$20.73	\$23.21	\$21,483	\$26,232	\$33,212	\$43,125	\$48,279
53-7061	Cleaners of Vehicles and Equipment	210	48.51	\$15.31	\$31,846	15.49	\$8.23	\$10.37	\$15.13	\$20.50	\$21.94	\$17,112	\$21,565	\$31,476	\$42,642	\$45,629
53-7062	Laborers and Freight, Stock, and Material Movers, Hand	1,140	13.48	\$11.92	\$24,790	2.12	\$8.24	\$9.35	\$11.03	\$14.09	\$17.09	\$17,134	\$19,453	\$22,940	\$29,304	\$35,545
53-7064	Packers and Packagers, Hand	440	26.83	\$11.14	\$23,171	9.96	\$7.56	\$7.88	\$9.03	\$12.37	\$19.77	\$15,723	\$16,391	\$18,786	\$25,729	\$41,122
53-7081	Refuse and Recyclable Material Collectors	30	23.89	\$15.75	\$32,750	3.85	\$11.85	\$13.75	\$15.91	\$17.74	\$19.89	\$24,648	\$28,598	\$33,095	\$36,908	\$41,373

Occupational Code	Occupational Title	Employment Estimate	Employment Percentage Relative Standard Error	Average Hourly Wage	Average Annual Wage	Wage Percentage Relative Standard Error	10th Percentile (Hourly)	25th Percentile (Hourly)	50th Percentile (Hourly)	75th Percentile (Hourly)	90th Percentile (Hourly)	10th Percentile (Annual)	25th Percentile (Annual)	50th Percentile (Annual)	75th Percentile (Annual)	90th Percentile (Annual)
00-0000	All occupations	54,980	2.78	\$18.02	\$37,478	2.48	\$8.08	\$9.73	\$14.97	\$22.59	\$32.51	\$16,802	\$20,241	\$31,132	\$46,991	\$67,622
11-0000	Management Occupations	1,660	4.69	\$38.07	\$79,180	2.23	\$17.65	\$26.54	\$36.43	\$46.96	\$58.45	\$36,707	\$55,203	\$75,767	\$97,680	\$121,579
11-1021	General and Operations Managers	670	6.01	\$39.40	\$81,949	2.85	\$18.08	\$26.68	\$35.78	\$47.08	\$62.75	\$37,604	\$55,493	\$74,416	\$97,933	\$130,511
11-2022	Sales Managers	70	18.53	\$36.07	\$75,030	6.2	\$23.92	\$27.21	\$31.40	\$43.18	\$57.75	\$49,753	\$56,604	\$65,304	\$89,813	\$120,119
11-3011	Administrative Services Managers	40	5.61	\$36.73	\$76,405	7.27	\$11.33	\$28.91	\$38.79	\$45.67	\$55.61	\$23,560	\$60,126	\$80,679	\$94,993	\$115,666
11-3021	Computer and Information Systems Managers	20	18.83	\$49.65	\$103,265	4.2	\$39.34	\$44.45	\$49.54	\$54.57	\$57.03	\$81,820	\$92,446	\$103,040	\$113,507	\$118,615
11-3031	Financial Managers	40	28.9	\$34.09	\$70,900	6.57	\$21.44	\$24.72	\$29.37	\$41.36	\$55.39	\$44,599	\$51,408	\$61,098	\$86,033	\$115,212
11-3051	Industrial Production Managers			\$46.25	\$96,195	4.28	\$28.01	\$34.08	\$48.43	\$55.90	\$65.94	\$58,258	\$70,883	\$100,737	\$116,276	\$137,153
11-3061	Purchasing Managers	10	30.07	\$51.48	\$107,086	8.43	\$37.49	\$40.81	\$51.61	\$63.91	\$69.48	\$77,981	\$84,878	\$107,355	\$132,939	\$144,517
11-3071	Transportation, Storage, and Distribution Managers	20	9.58	\$43.69	\$90,883	3.93	\$31.92	\$36.72	\$47.00	\$50.12	\$57.46	\$66,394	\$76,380	\$97,766	\$104,248	\$119,517
11-3121	Human Resources Managers	20	9.3	\$47.15	\$98,070	3.16	\$34.89	\$39.33	\$48.05	\$55.23	\$61.72	\$72,581	\$81,809	\$99,943	\$114,878	\$128,374
11-9021	Construction Managers	50	28.97	\$37.31	\$77,607	6.26	\$22.48	\$31.06	\$38.32	\$44.06	\$50.86	\$46,748	\$64,611	\$79,703	\$91,655	\$105,783
11-9031	Education Administrators, Preschool and Child Care Center/Program			\$15.28	\$31,780	3.03	\$13.02	\$13.72	\$14.87	\$15.85	\$17.78	\$27,077	\$28,528	\$30,920	\$32,972	\$36,977
11-9032	Education Administrators, Elementary and Secondary School	130	2.08													
11-9033	Education Administrators, Postsecondary	80	35.6	\$34.42	\$71,595	2.49	\$21.89	\$26.33	\$32.95	\$41.87	\$51.79	\$45,538	\$54,760	\$68,536	\$87,085	\$107,715
11-9041	Architectural and Engineering Managers	20	35.29	\$61.88	\$128,704	5.46	\$48.03	\$53.32	\$58.89	\$74.63		\$99,909	\$110,907	\$122,488	\$155,232	
11-9051	Food Service Managers	20	43.38	\$26.94	\$56,027	3.67	\$15.80	\$17.39	\$21.26	\$37.36	\$45.90	\$32,859	\$36,173	\$44,213	\$77,699	\$95,472
11-9111	Medical and Health Services Managers	170	22.89	\$34.81	\$72,406	10.07	\$15.91	\$17.93	\$32.46	\$44.19	\$57.90	\$33,101	\$37,293	\$67,508	\$91,916	\$120,431
11-9121	Natural Sciences Managers	10	0.14	\$50.52	\$105,091	3.17	\$39.69	\$40.64	\$49.00	\$58.51	\$68.48	\$82,559	\$84,542	\$101,930	\$121,691	\$142,432
11-9131	Postmasters and Mail Superintendents	0	0.25	\$33.00	\$68,645		\$26.12	\$26.42	\$27.86	\$39.60	\$50.20	\$54,338	\$54,954	\$57,938	\$82,358	\$104,408
11-9141	Property, Real Estate, and Community Association Managers	30	27.29	\$14.70	\$30,572	13.41	\$7.54	\$7.70	\$11.90	\$19.19	\$28.01	\$15,680	\$16,013	\$24,760	\$39,918	\$58,261
11-9151	Social and Community Service Managers	40	18.06	\$29.25	\$60,842	3.14	\$20.57	\$22.85	\$27.15	\$31.84	\$45.20	\$42,784	\$47,537	\$56,470	\$66,231	\$94,016
11-9199	Managers, All Other	110	9.18	\$46.23	\$96,155	4.6	\$25.82	\$38.73	\$48.57	\$54.43	\$61.42	\$53,699	\$80,563	\$101,029	\$113,210	\$127,744
13-0000	Business and Financial Operations Occupations	1,660	7.52	\$26.64	\$55,406	2.1	\$15.07	\$18.98	\$24.78	\$32.75	\$40.80	\$31,342	\$39,468	\$51,544	\$68,120	\$84,857
13-1022	Wholesale and Retail Buyers, Except Farm Products	20	34.57	\$29.97	\$62,343	9.22	\$13.42	\$16.86	\$26.15	\$44.78	\$53.00	\$27,922	\$35,074	\$54,384	\$93,140	\$110,233
13-1023	Purchasing Agents, Except Wholesale, Retail, and Farm Products	90	22.3	\$26.07	\$54,232	3.55	\$17.31	\$20.56	\$25.27	\$30.96	\$35.32	\$35,997	\$42,770	\$52,567	\$64,399	\$73,470
13-1041	Compliance Officers	40	22.11	\$23.84	\$49,592	5.98	\$11.88	\$14.19	\$21.02	\$29.33	\$43.38	\$24,709	\$29,521	\$43,724	\$61,005	\$90,224
13-1051	Cost Estimators	90	14.89	\$26.67	\$55,464	3.73	\$17.30	\$20.48	\$25.66	\$31.70	\$36.30	\$35,994	\$42,589	\$53,379	\$65,943	\$75,495
13-1078	Human Resources, Training, and Labor Relations Specialists, All Other*	220	36.72	\$24.80	\$51,591	3.48	\$14.47	\$19.15	\$23.04	\$30.97	\$36.46	\$30,093	\$39,841	\$47,920	\$64,416	\$75,836
13-1081	Logisticians	20	24.65	\$28.13	\$58,512	9.92	\$16.90	\$19.99	\$28.35	\$35.46	\$41.71	\$35,153	\$41,580	\$58,977	\$73,767	\$86,764
13-1111	Management Analysts	40	26.84	\$30.74	\$63,944	8.34	\$13.15	\$19.99	\$30.35	\$41.02	\$49.31	\$27,356	\$41,584	\$63,137	\$85,319	\$102,572
13-1141	Compensation, Benefits, and Job Analysis Specialists	20	7.03	\$27.86	\$57,949	3	\$20.11	\$22.53	\$27.10	\$31.94	\$39.64	\$41,819	\$46,869	\$56,364	\$66,425	\$82,447
13-1151	Training and Development Specialists	50	8.11	\$19.19	\$39,918	6.18	\$10.63	\$12.95	\$17.13	\$24.47	\$32.25	\$22,116	\$26,942	\$35,631	\$50,895	\$67,073
13-1161	Market Research Analysts and Marketing Specialists*	20	38.67	\$19.92	\$41,435	7.52	\$14.58	\$15.71	\$17.57	\$25.98	\$29.68	\$30,322	\$32,684	\$36,546	\$54,045	\$61,742
13-1199	Business Operations Specialists, All Other*	450	8.01	\$28.62	\$59,536	2.76	\$15.72	\$20.01	\$25.92	\$34.26	\$45.28	\$32,704	\$41,623	\$53,909	\$71,259	\$94,186

Occupational Code	Occupational Title	Employment Estimate	Employment Percentage Relative Standard Error	Average Hourly Wage	Average Annual Wage	Wage Percentage Relative Standard Error	10th Percentile (Hourly)	25th Percentile (Hourly)	50th Percentile (Hourly)	75th Percentile (Hourly)	90th Percentile (Hourly)	10th Percentile (Annual)	25th Percentile (Annual)	50th Percentile (Annual)	75th Percentile (Annual)	90th Percentile (Annual)
13-2011	Accountants and Auditors	360	9.51	\$26.90	\$55,959	2.55	\$16.83	\$19.83	\$25.81	\$32.70	\$39.52	\$35,000	\$41,239	\$53,679	\$68,015	\$82,200
13-2031	Budget Analysts	20	9.92	\$31.49	\$65,503	6.47	\$23.53	\$26.21	\$30.47	\$34.88	\$42.28	\$48,952	\$54,514	\$63,367	\$72,558	\$87,939
13-2052	Personal Financial Advisors			\$22.18	\$46,138	24.82	\$13.16	\$14.62	\$16.25	\$23.26	\$47.90	\$27,383	\$30,408	\$33,792	\$48,390	\$99,623
13-2072	Loan Officers	70	39.16	\$22.66	\$47,124	13.62	\$15.27	\$16.77	\$19.94	\$30.19	\$34.95	\$31,756	\$34,891	\$41,480	\$62,794	\$72,704
13-2099	Financial Specialists, All Other	20	33.04	\$23.86	\$49,627	4.75	\$17.49	\$19.70	\$21.99	\$29.62	\$34.38	\$36,383	\$40,977	\$45,741	\$61,599	\$71,505
15-0000	Computer and Mathematical Occupations	490	8.31	\$27.95	\$58,137	2.68	\$15.94	\$20.96	\$26.81	\$34.83	\$41.43	\$33,151	\$43,603	\$55,769	\$72,444	\$86,176
15-1121	Computer Systems Analysts	40	33.13	\$33.23	\$69,128	11.73	\$18.63	\$25.37	\$32.46	\$39.22	\$55.37	\$38,744	\$52,762	\$67,527	\$81,568	\$115,173
15-1131	Computer Programmers	20	13.69	\$33.89	\$70,489	5.18	\$17.79	\$22.68	\$32.88	\$45.69	\$52.71	\$37,013	\$47,166	\$68,381	\$95,044	\$109,643
15-1132	Software Developers, Applications	70	24.18	\$32.81	\$68,235	5.86	\$22.42	\$25.43	\$33.07	\$40.16	\$44.63	\$46,635	\$52,892	\$68,777	\$83,528	\$92,840
15-1133	Software Developers, Systems Software	20	48.4	\$35.61	\$74,078	6.63	\$15.43	\$24.99	\$37.48	\$46.09	\$54.37	\$32,100	\$51,976	\$77,965	\$95,858	\$113,083
15-1142	Network and Computer Systems Administrators*	100	16.09	\$27.63	\$57,477	2.89	\$19.36	\$21.97	\$27.13	\$32.88	\$36.64	\$40,275	\$45,688	\$56,435	\$68,385	\$76,201
15-1150	Computer Support Specialists	140	8.75	\$21.91	\$45,574	2.62	\$13.52	\$16.87	\$20.99	\$26.85	\$32.47	\$28,128	\$35,091	\$43,652	\$55,843	\$67,538
15-1179	Information Security Analysts, Web Developers, and Computer Network Architects	40	34.26	\$23.56	\$49,004	3.99	\$11.62	\$20.76	\$23.21	\$26.23	\$36.19	\$24,163	\$43,172	\$48,279	\$54,567	\$75,283
15-1799	Computer Occupations, All Other*	50	8.37	\$33.72	\$70,141	2.93	\$25.30	\$28.14	\$33.88	\$38.07	\$42.49	\$52,632	\$58,540	\$70,468	\$79,186	\$88,384
17-0000	Architecture and Engineering Occupations	790	21.91	\$37.12	\$77,214	4.77	\$19.98	\$26.51	\$35.87	\$45.33	\$55.92	\$41,567	\$55,142	\$74,617	\$94,289	\$116,318
17-1022	Surveyors	30	21.99	\$24.53	\$51,028	7.09	\$11.26	\$16.25	\$23.64	\$31.88	\$38.64	\$23,417	\$33,807	\$49,172	\$66,304	\$80,369
17-2051	Civil Engineers	330	40.77	\$42.43	\$88,246	2.6	\$26.16	\$32.67	\$41.51	\$51.76	\$61.31	\$54,421	\$67,952	\$86,342	\$107,669	\$127,524
17-2071	Electrical Engineers	10	33.18	\$36.75	\$76,447	8.36	\$26.97	\$31.39	\$34.19	\$43.81	\$50.06	\$56,101	\$65,283	\$71,114	\$91,121	\$104,122
17-2072	Electronics Engineers, Except Computer	10	44.76	\$42.63	\$88,665	3.68	\$34.04	\$40.77	\$44.12	\$47.67	\$49.93	\$70,793	\$84,794	\$91,762	\$99,152	\$103,847
17-2081	Environmental Engineers	20	21.13	\$39.26	\$81,659	3.02	\$26.80	\$32.09	\$39.24	\$46.21	\$51.75	\$55,742	\$66,755	\$81,613	\$96,122	\$107,639
17-2111	Health and Safety Engineers, Except Mining Safety Engineers and Inspectors			\$39.12	\$81,365	4.46	\$26.09	\$29.82	\$37.33	\$43.63	\$63.86	\$54,265	\$62,019	\$77,637	\$90,758	\$132,826
17-2112	Industrial Engineers	50	24.06	\$41.72	\$86,778	3.82	\$30.66	\$35.73	\$41.59	\$48.18	\$55.02	\$63,765	\$74,316	\$86,504	\$100,213	\$114,442
17-2141	Mechanical Engineers	30	45.37	\$39.95	\$83,098	3.45	\$29.32	\$33.80	\$40.64	\$45.54	\$51.32	\$60,993	\$70,307	\$84,531	\$94,731	\$106,741
17-2199	Engineers, All Other	20	45.98	\$41.27	\$85,837	7.46	\$17.07	\$33.62	\$40.65	\$52.65	\$61.13	\$35,495	\$69,938	\$84,547	\$109,521	\$127,148
17-3011	Architectural and Civil Drafters	30	39.89	\$26.09	\$54,260	18.46	\$14.81	\$16.46	\$24.36	\$36.97	\$42.50	\$30,796	\$34,235	\$50,661	\$76,896	\$88,402
17-3022	Civil Engineering Technicians	30	27.31	\$27.12	\$56,411	3.13	\$23.71	\$24.71	\$27.14	\$29.47	\$31.58	\$49,321	\$51,403	\$56,450	\$61,299	\$65,681
17-3023	Electrical and Electronics Engineering Technicians	20	15.25	\$32.12	\$66,804	7.92	\$24.29	\$26.27	\$31.27	\$38.59	\$42.07	\$50,525	\$54,635	\$65,052	\$80,271	\$87,496
17-3031	Surveying and Mapping Technicians	20	3.71	\$23.51	\$48,892	2.09	\$17.64	\$18.89	\$22.52	\$27.20	\$31.86	\$36,693	\$39,296	\$46,850	\$56,579	\$66,273
19-0000	Life, Physical, and Social Science Occupations	320	2.78	\$34.29	\$71,331	7.2	\$16.94	\$23.15	\$32.24	\$41.21	\$49.61	\$35,229	\$48,160	\$67,067	\$85,706	\$103,197
19-1023	Zoologists and Wildlife Biologists	10	6.02	\$27.63	\$57,469	4	\$18.42	\$25.39	\$27.60	\$29.44	\$35.29	\$38,308	\$52,811	\$57,415	\$61,228	\$73,396
19-2031	Chemists	20	22.9	\$32.08	\$66,731	3.63	\$21.50	\$28.82	\$33.12	\$37.74	\$40.89	\$44,727	\$59,955	\$68,881	\$78,507	\$85,043
19-2041	Environmental Scientists and Specialists, Including Health	10	14.3	\$41.31	\$85,917	13.23	\$21.14	\$24.25	\$36.75	\$57.28	\$69.01	\$43,962	\$50,440	\$76,445	\$119,150	\$143,549
19-3031	Clinical, Counseling, and School Psychologists	120	6.64	\$42.68	\$88,778	15.79	\$19.72	\$32.04	\$39.52	\$45.74	\$56.94	\$41,022	\$66,640	\$82,200	\$95,138	\$118,430
19-4099	Life, Physical, and Social Science Technicians, All Other	40	7.26	\$23.13	\$48,107	2.52	\$10.99	\$16.78	\$22.82	\$29.27	\$34.95	\$22,852	\$34,907	\$47,465	\$60,892	\$72,702
21-0000	Community and Social Service Occupations	1,410	4.81	\$19.75	\$41,076	2.17	\$10.60	\$13.84	\$18.58	\$24.58	\$31.07	\$22,054	\$28,783	\$38,644	\$51,125	\$64,621
21-1011	Substance Abuse and Behavioral Disorder Counselors	130	20.99	\$14.20	\$29,539	5.15	\$9.40	\$11.05	\$14.03	\$16.92	\$19.99	\$19,562	\$22,994	\$29,186	\$35,190	\$41,581

Occupational Code	Occupational Title	Employment Estimate	Employment Percentage Relative Standard Error	Average Hourly Wage	Average Annual Wage	Wage Percentage Relative Standard Error	10th Percentile (Hourly)	25th Percentile (Hourly)	50th Percentile (Hourly)	75th Percentile (Hourly)	90th Percentile (Hourly)	10th Percentile (Annual)	25th Percentile (Annual)	50th Percentile (Annual)	75th Percentile (Annual)	90th Percentile (Annual)
27-3031	Public Relations Specialists	70	15.96	\$19.39	\$40,322	5.8	\$8.40	\$11.72	\$20.55	\$24.89	\$28.57	\$17,479	\$24,374	\$42,740	\$51,769	\$59,425
27-4021	Photographers	30	7.52	\$12.20	\$25,376	17.62	\$7.75	\$8.32	\$9.24	\$16.12	\$20.73	\$16,117	\$17,315	\$19,224	\$33,538	\$43,118
29-0000	Healthcare Practitioners and Technical Occupations	4,570	5.21	\$30.20	\$62,806	3.31	\$13.09	\$19.36	\$27.57	\$35.06	\$46.14	\$27,221	\$40,274	\$57,337	\$72,932	\$95,967
29-1021	Dentists, General	40	36.82	\$56.18	\$116,864	10.93	\$22.23	\$57.03	\$61.18	\$65.37	\$69.15	\$46,229	\$118,621	\$127,254	\$135,961	\$143,838
29-1031	Dietitians and Nutritionists			\$25.17	\$52,349	3.26	\$17.33	\$23.04	\$25.79	\$28.41	\$32.30	\$36,042	\$47,918	\$53,647	\$59,085	\$67,184
29-1041	Optometrists	10	18.49	\$63.53	\$132,138	16.36	\$20.76	\$27.58	\$38.60			\$43,189	\$57,371	\$80,282		
29-1051	Pharmacists	150	12.12	\$56.33	\$117,170	3.82	\$45.75	\$48.41	\$52.79	\$58.31	\$71.20	\$95,159	\$100,699	\$109,796	\$121,288	\$148,092
29-1062	Family and General Practitioners	40	43.37	\$89.17	\$185,473	10.24	\$68.76	\$75.34				\$143,017	\$156,702			
29-1069	Physicians and Surgeons, All Other	100	12.54	\$84.10	\$174,934	12.27	\$25.47	\$34.72				\$52,976	\$72,228			
29-1071	Physician Assistants			\$37.33	\$77,652	7.77	\$24.84	\$29.80	\$38.06	\$43.36	\$50.29	\$51,665	\$61,981	\$79,163	\$90,196	\$104,608
29-1081	Podiatrists	10	17.64													
29-1111	Registered Nurses*	1,960	5.33	\$29.75	\$61,882	1.65	\$20.90	\$25.24	\$30.09	\$34.47	\$39.40	\$43,477	\$52,505	\$62,578	\$71,698	\$81,959
29-1122	Occupational Therapists			\$36.95	\$76,862	4.26	\$24.80	\$31.01	\$35.32	\$43.73	\$53.27	\$51,586	\$64,496	\$73,458	\$90,964	\$110,805
29-1123	Physical Therapists	90	30.74	\$39.80	\$82,791	4.24	\$24.53	\$30.38	\$37.61	\$44.90	\$64.58	\$51,014	\$63,191	\$78,225	\$93,382	\$134,335
29-1127	Speech-Language Pathologists	130	2.34	\$41.39	\$86,092	2.75	\$29.15	\$33.28	\$40.77	\$50.07	\$56.74	\$60,626	\$69,226	\$84,803	\$104,147	\$118,026
29-1131	Veterinarians	20	9.4	\$53.35	\$110,963	19.8	\$32.12	\$35.97	\$41.17	\$55.23		\$66,817	\$74,825	\$85,626	\$114,887	
29-1181	Audiologists			\$38.29	\$79,645	8.02	\$25.05	\$28.16	\$40.30	\$44.85	\$51.21	\$52,102	\$58,579	\$83,832	\$93,278	\$106,520
29-2011	Medical and Clinical Laboratory Technologists			\$26.34	\$54,789	3.14	\$19.79	\$22.59	\$26.44	\$30.38	\$34.77	\$41,154	\$46,995	\$54,994	\$63,199	\$72,320
29-2012	Medical and Clinical Laboratory Technicians	10	8.09	\$14.99	\$31,181	2.41	\$10.81	\$12.43	\$14.84	\$17.39	\$20.05	\$22,487	\$25,844	\$30,877	\$36,164	\$41,699
29-2021	Dental Hygienists	150	30.9	\$31.59	\$65,698	15.41	\$17.85	\$23.54	\$34.66	\$39.43	\$42.51	\$37,126	\$48,956	\$72,098	\$82,012	\$88,423
29-2031	Cardiovascular Technologists and Technicians	30	20.6	\$28.27	\$58,799	9.25	\$11.61	\$16.15	\$28.84	\$37.52	\$45.11	\$24,143	\$33,599	\$59,986	\$78,045	\$93,833
29-2037	Radiologic Technologists and Technicians*	120	7.78	\$28.13	\$58,514	1.92	\$20.51	\$24.14	\$27.55	\$32.14	\$35.78	\$42,655	\$50,220	\$57,311	\$66,841	\$74,418
29-2041	Emergency Medical Technicians and Paramedics	70	2.39	\$20.63	\$42,920	17.46	\$9.87	\$11.03	\$19.36	\$30.61	\$34.06	\$20,532	\$22,941	\$40,277	\$63,667	\$70,836
29-2052	Pharmacy Technicians	190	7.39	\$14.74	\$30,651	2.75	\$10.62	\$12.55	\$14.40	\$16.41	\$19.45	\$22,087	\$26,104	\$29,959	\$34,130	\$40,452
29-2055	Surgical Technologists	70	14.49	\$20.89	\$43,447	2.12	\$15.40	\$17.52	\$20.78	\$24.57	\$27.53	\$32,042	\$36,439	\$43,221	\$51,102	\$57,253
29-2056	Veterinary Technologists and Technicians	30	9.9	\$13.90	\$28,920	7.79	\$10.71	\$11.73	\$12.58	\$14.17	\$21.51	\$22,266	\$24,405	\$26,175	\$29,480	\$44,747
29-2061	Licensed Practical and Licensed Vocational Nurses	240	13.96	\$18.58	\$38,648	3.14	\$14.72	\$16.16	\$18.32	\$21.18	\$23.23	\$30,609	\$33,611	\$38,104	\$44,046	\$48,309
29-2071	Medical Records and Health Information Technicians	100	15.59	\$16.13	\$33,543	8.48	\$9.88	\$11.36	\$15.98	\$20.41	\$23.79	\$20,560	\$23,628	\$33,241	\$42,443	\$49,488
29-2081	Opticians, Dispensing	40	17.06	\$14.01	\$29,139	6.11	\$10.01	\$11.47	\$13.17	\$15.71	\$18.11	\$20,819	\$23,858	\$27,397	\$32,674	\$37,671
29-2799	Health Technologists and Technicians, All Other*	110	4.99	\$18.25	\$37,959	2.54	\$10.53	\$12.41	\$16.57	\$22.95	\$29.97	\$21,908	\$25,808	\$34,456	\$47,729	\$62,332
29-9011	Occupational Health and Safety Specialists			\$30.56	\$63,559	10.26	\$19.29	\$21.47	\$28.51	\$37.49	\$47.82	\$40,117	\$44,655	\$59,303	\$77,988	\$99,455
29-9799	Healthcare Practitioners and Technical Workers, All Other*			\$14.29	\$29,727	7.93	\$9.98	\$10.80	\$12.84	\$17.40	\$19.55	\$20,767	\$22,459	\$26,715	\$36,199	\$40,656
31-0000	Healthcare Support Occupations	2,270	12.62	\$12.15	\$25,280	2.61	\$8.02	\$9.00	\$11.42	\$14.47	\$17.79	\$16,691	\$18,712	\$23,744	\$30,098	\$36,997
31-1011	Home Health Aides	760	25.98	\$9.68	\$20,141	5.54	\$7.63	\$8.06	\$8.75	\$9.81	\$14.15	\$15,867	\$16,774	\$18,196	\$20,402	\$29,422
31-1012	Nursing Aides, Orderlies, and Attendants*	710	28.49	\$11.92	\$24,784	3.05	\$8.77	\$10.00	\$11.46	\$13.80	\$16.12	\$18,246	\$20,802	\$23,833	\$28,710	\$33,531
31-2011	Occupational Therapy Assistants	30	0.07	\$21.11	\$43,899	1.73	\$15.08	\$17.05	\$20.43	\$23.96	\$30.52	\$31,361	\$35,468	\$42,495	\$49,838	\$63,476
31-2021	Physical Therapist Assistants			\$18.70	\$38,890	6.43	\$8.96	\$15.47	\$18.18	\$22.17	\$28.30	\$18,629	\$32,182	\$37,824	\$46,110	\$58,860

Occupational Code	Occupational Title	Employment Estimate	Employment Percentage Relative Standard Error	Average Hourly Wage	Average Annual Wage	Wage Percentage Relative Standard Error	10th Percentile (Hourly)	25th Percentile (Hourly)	50th Percentile (Hourly)	75th Percentile (Hourly)	90th Percentile (Hourly)	10th Percentile (Annual)	25th Percentile (Annual)	50th Percentile (Annual)	75th Percentile (Annual)	90th Percentile (Annual)
31-9091	Dental Assistants	150	15.37	\$16.30	\$33,894	4.25	\$12.97	\$15.05	\$16.56	\$18.14	\$19.99	\$26,983	\$31,306	\$34,436	\$37,727	\$41,576
31-9092	Medical Assistants	280	13.35	\$12.92	\$26,866	2.83	\$10.01	\$11.28	\$12.82	\$14.30	\$16.18	\$20,826	\$23,454	\$26,663	\$29,752	\$33,649
31-9799	Healthcare Support Workers, All Other*	130	18.98	\$14.70	\$30,567	2.27	\$9.78	\$11.60	\$14.00	\$17.73	\$21.07	\$20,335	\$24,128	\$29,114	\$36,879	\$43,820
33-0000	Protective Service Occupations	1,900	3.13	\$23.02	\$47,875	6.03	\$11.38	\$17.32	\$21.63	\$29.51	\$35.17	\$23,663	\$36,033	\$44,981	\$61,380	\$73,154
33-1011	First-Line Supervisors of Correctional Officers	60	7.53	\$29.77	\$61,931	4.08	\$23.56	\$28.26	\$31.03	\$32.61	\$35.03	\$49,014	\$58,782	\$64,535	\$67,824	\$72,860
33-1012	First-Line Supervisors of Police and Detectives	50	0.04	\$40.34	\$83,898	2.67	\$34.60	\$37.08	\$40.00	\$43.54	\$48.96	\$71,963	\$77,124	\$83,203	\$90,558	\$101,837
33-1021	First-Line Supervisors of Fire Fighting and Prevention Workers	10	19.52	\$30.64	\$63,721	2.42	\$23.51	\$26.19	\$30.44	\$34.17	\$36.39	\$48,891	\$54,474	\$63,315	\$71,065	\$75,690
33-1099	First-Line Supervisors of Protective Service Workers, All Other	20	17.46	\$23.78	\$49,464	5.06	\$13.32	\$18.73	\$26.70	\$28.90	\$31.43	\$27,695	\$38,956	\$55,529	\$60,107	\$65,382
33-2011	Firefighters	220	5.96	\$25.91	\$53,901	2.18	\$15.57	\$19.64	\$23.26	\$33.80	\$40.77	\$32,389	\$40,844	\$48,390	\$70,294	\$84,797
33-3012	Correctional Officers and Jailers	630	4.89	\$21.40	\$44,516	3.45	\$17.13	\$19.06	\$20.20	\$24.61	\$27.47	\$35,621	\$39,652	\$42,014	\$51,184	\$57,135
33-3021	Detectives and Criminal Investigators	50	0.03	\$35.44	\$73,724	2.36	\$19.69	\$32.38	\$36.82	\$42.02	\$46.20	\$40,957	\$67,340	\$76,576	\$87,398	\$96,101
33-3051	Police and Sheriff's Patrol Officers	380	1.48	\$29.99	\$62,370	3.51	\$21.96	\$25.96	\$30.86	\$34.21	\$36.09	\$45,673	\$54,006	\$64,198	\$71,161	\$75,077
33-9032	Security Guards	330	11.74	\$15.16	\$31,535	6.06	\$9.94	\$11.73	\$15.55	\$18.10	\$20.63	\$20,682	\$24,403	\$32,349	\$37,654	\$42,913
33-9099	Protective Service Workers, All Other*	50	5.36	\$10.70	\$22,257	3.63	\$7.71	\$8.37	\$9.66	\$12.02	\$16.54	\$16,042	\$17,407	\$20,102	\$24,997	\$34,410
35-0000	Food Preparation and Serving Related Occupations	6,000	13.21	\$10.32	\$21,460	3.75	\$7.53	\$7.79	\$8.65	\$10.32	\$15.70	\$15,656	\$16,196	\$17,991	\$21,474	\$32,665
35-1012	First-Line Supervisors of Food Preparation and Serving Workers	300	16.78	\$15.61	\$32,464	7.03	\$8.82	\$10.54	\$14.47	\$20.02	\$23.78	\$18,342	\$21,922	\$30,094	\$41,646	\$49,472
35-2012	Cooks, Institution and Cafeteria	210	8.01	\$14.20	\$29,536	6.78	\$8.50	\$10.09	\$11.70	\$16.38	\$27.16	\$17,684	\$20,981	\$24,342	\$34,062	\$56,498
35-2014	Cooks, Restaurant	580	31.76	\$10.69	\$22,229	5.33	\$7.76	\$8.52	\$9.86	\$12.05	\$14.45	\$16,138	\$17,714	\$20,502	\$25,067	\$30,049
35-2021	Food Preparation Workers	390	18.13	\$11.39	\$23,692	3.62	\$7.80	\$8.56	\$10.34	\$14.63	\$17.03	\$16,224	\$17,804	\$21,517	\$30,435	\$35,432
35-3011	Bartenders	400	30.59	\$8.65	\$17,986	3.76	\$7.54	\$7.85	\$8.44	\$9.03	\$9.52	\$15,688	\$16,335	\$17,559	\$18,790	\$19,803
35-3021	Combined Food Preparation and Serving Workers, Including Fast Food	2,100	11.84	\$8.39	\$17,441	2.68	\$7.47	\$7.63	\$8.05	\$8.91	\$9.60	\$15,541	\$15,868	\$16,743	\$18,531	\$19,958
35-3022	Counter Attendants, Cafeteria, Food Concession, and Coffee Shop			\$8.48	\$17,644	6.9	\$7.52	\$7.89	\$8.48	\$9.08	\$10.43	\$15,640	\$16,403	\$17,642	\$18,881	\$21,686
35-3031	Waiters and Waitresses	1,060	38.19													
35-3041	Food Servers, Nonrestaurant	100	33.05	\$9.01	\$18,742	4.7	\$7.55	\$7.98	\$8.66	\$9.60	\$12.10	\$15,714	\$16,603	\$18,009	\$19,966	\$25,175
35-9011	Dining Room and Cafeteria Attendants and Bartender Helpers	90	38.87	\$8.81	\$18,330	6.23	\$7.55	\$7.84	\$8.46	\$9.09	\$9.78	\$15,702	\$16,308	\$17,588	\$18,901	\$20,340
35-9021	Dishwashers	220	34.34	\$8.69	\$18,065	2.99	\$7.57	\$7.89	\$8.62	\$9.36	\$10.49	\$15,748	\$16,408	\$17,934	\$19,458	\$21,821
35-9031	Hosts and Hostesses, Restaurant, Lounge, and Coffee Shop	230	39.8	\$9.47	\$19,694	5.82	\$7.55	\$7.89	\$8.84	\$10.85	\$13.23	\$15,714	\$16,414	\$18,387	\$22,558	\$27,510
37-0000	Building and Grounds Cleaning and Maintenance Occupations	1,630	4.86	\$11.34	\$23,592	2.78	\$7.73	\$8.41	\$9.87	\$13.43	\$17.23	\$16,079	\$17,487	\$20,523	\$27,932	\$35,840
37-1011	First-Line Supervisors of Housekeeping and Janitorial Workers	40	26.82	\$16.70	\$34,733	9.65	\$10.28	\$12.25	\$15.56	\$20.10	\$25.78	\$21,381	\$25,478	\$32,357	\$41,807	\$53,627
37-1012	First-Line Supervisors of Landscaping, Lawn Service, and Groundskeeping Workers	20	23.84	\$23.53	\$48,951	21.92	\$8.10	\$12.80	\$20.91	\$26.24	\$35.99	\$16,843	\$26,617	\$43,492	\$54,583	\$74,868
37-2011	Janitors and Cleaners, Except Maids and Housekeeping Cleaners	870	7.96	\$11.11	\$23,115	2.71	\$7.83	\$8.56	\$10.04	\$13.12	\$16.13	\$16,280	\$17,795	\$20,877	\$27,290	\$33,545
37-2012	Maids and Housekeeping Cleaners	330	9.76	\$8.91	\$18,535	3.16	\$7.54	\$7.89	\$8.59	\$9.32	\$11.67	\$15,685	\$16,412	\$17,875	\$19,384	\$24,281
37-3011	Landscaping and Groundskeeping Workers	340	16.36	\$12.73	\$26,482	5.25	\$7.81	\$8.64	\$11.85	\$16.01	\$19.89	\$16,255	\$17,978	\$24,644	\$33,294	\$41,374

Occupational Code	Occupational Title	Employment Estimate	Employment Percentage Relative Standard Error	Average Hourly Wage	Average Annual Wage	Wage Percentage Relative Standard Error	10th Percentile (Hourly)	25th Percentile (Hourly)	50th Percentile (Hourly)	75th Percentile (Hourly)	90th Percentile (Hourly)	10th Percentile (Annual)	25th Percentile (Annual)	50th Percentile (Annual)	75th Percentile (Annual)	90th Percentile (Annual)
39-0000	Personal Care and Service Occupations	1,380	22	\$10.52	\$21,886	4.17	\$7.65	\$8.14	\$9.02	\$11.38	\$17.05	\$15,904	\$16,937	\$18,766	\$23,674	\$35,465
39-1021	First-Line Supervisors of Personal Service Workers	10	29.41	\$19.97	\$41,540	3.99	\$12.99	\$14.65	\$20.07	\$22.55	\$28.86	\$27,017	\$30,477	\$41,749	\$46,914	\$60,031
39-2021	Nonfarm Animal Caretakers	50	23.58	\$9.34	\$19,437	8.01	\$7.54	\$7.79	\$8.45	\$9.18	\$13.30	\$15,673	\$16,203	\$17,571	\$19,092	\$27,663
39-3091	Amusement and Recreation Attendants	50	31.7	\$8.58	\$17,837	4.89	\$7.52	\$7.86	\$8.42	\$8.98	\$9.41	\$15,645	\$16,344	\$17,510	\$18,675	\$19,572
39-4831	Funeral Service Managers, Directors, Morticians, and Undertakers			\$27.97	\$58,172	6.07	\$20.18	\$26.65	\$29.77	\$32.10	\$33.53	\$41,982	\$55,432	\$61,915	\$66,769	\$69,743
39-5012	Hairdressers, Hairstylists, and Cosmetologists			\$10.25	\$21,328	7.87	\$7.54	\$7.83	\$9.26	\$11.46	\$14.63	\$15,692	\$16,278	\$19,261	\$23,847	\$30,429
39-9011	Childcare Workers	180	23.57	\$9.95	\$20,693	3.37	\$7.64	\$8.22	\$9.27	\$11.27	\$13.61	\$15,891	\$17,105	\$19,279	\$23,450	\$28,309
39-9021	Personal Care Aides	770	38.75	\$10.32	\$21,457	7.58	\$7.77	\$8.22	\$8.99	\$10.81	\$17.16	\$16,156	\$17,105	\$18,707	\$22,484	\$35,687
39-9031	Fitness Trainers and Aerobics Instructors	80	13.52	\$10.99	\$22,867	16.18	\$7.47	\$7.66	\$8.60	\$13.40	\$18.37	\$15,547	\$15,925	\$17,885	\$27,873	\$38,214
39-9032	Recreation Workers	70	30.99	\$10.57	\$21,992	6.05	\$7.77	\$8.43	\$9.73	\$11.50	\$15.52	\$16,164	\$17,540	\$20,230	\$23,930	\$32,292
41-0000	Sales and Related Occupations	6,220	6.55	\$13.22	\$27,505	2.64	\$7.75	\$8.62	\$10.68	\$14.91	\$20.80	\$16,129	\$17,937	\$22,216	\$31,011	\$43,273
41-1011	First-Line Supervisors of Retail Sales Workers	520	5.84	\$17.92	\$37,267	3.04	\$11.45	\$13.78	\$16.90	\$20.35	\$23.85	\$23,811	\$28,658	\$35,157	\$42,329	\$49,598
41-1012	First-Line Supervisors of Non-Retail Sales Workers	110	25.22	\$21.67	\$45,082	7.92	\$13.00	\$14.44	\$18.16	\$27.17	\$33.71	\$27,036	\$30,028	\$37,765	\$56,514	\$70,117
41-2011	Cashiers	1,450	8.25	\$9.24	\$19,209	2.13	\$7.63	\$8.03	\$8.72	\$9.45	\$11.74	\$15,879	\$16,712	\$18,133	\$19,656	\$24,415
41-2021	Counter and Rental Clerks	300	19.11	\$11.84	\$24,635	4.75	\$7.99	\$8.82	\$10.63	\$13.70	\$17.67	\$16,616	\$18,354	\$22,118	\$28,500	\$36,763
41-2022	Parts Salespersons	100	33.38	\$15.94	\$33,164	4.67	\$10.62	\$12.82	\$15.55	\$18.83	\$22.21	\$22,079	\$26,666	\$32,349	\$39,168	\$46,201
41-2031	Retail Salespersons	2,030	5.35	\$11.64	\$24,211	2.22	\$7.98	\$8.85	\$10.83	\$13.65	\$16.53	\$16,595	\$18,412	\$22,529	\$28,390	\$34,387
41-3011	Advertising Sales Agents			\$21.63	\$44,998	14.08	\$9.22	\$11.38	\$18.44	\$25.58	\$41.41	\$19,176	\$23,678	\$38,353	\$53,214	\$86,127
41-3021	Insurance Sales Agents	150	20.61	\$23.64	\$49,173	13.46	\$8.84	\$15.66	\$18.84	\$31.41	\$36.59	\$18,395	\$32,565	\$39,194	\$65,323	\$76,117
41-3031	Securities, Commodities, and Financial Services Sales Agents	40	45.81	\$37.13	\$77,225	20.21	\$14.09	\$18.51	\$21.48	\$55.53		\$29,312	\$38,497	\$44,683	\$115,498	
41-3099	Sales Representatives, Services, All Other	90	19.29	\$23.20	\$48,249	10.21	\$8.31	\$13.64	\$19.65	\$27.90	\$43.55	\$17,284	\$28,378	\$40,872	\$58,025	\$90,587
41-4011	Sales Representatives, Wholesale and Manufacturing, Technical and Scientific Products	20	45.98	\$16.85	\$35,038	11.05	\$8.20	\$9.81	\$18.85	\$21.31	\$22.76	\$17,056	\$20,413	\$39,207	\$44,328	\$47,331
41-4012	Sales Representatives, Wholesale and Manufacturing, Except Technical and Scientific Products	380	10.36	\$24.27	\$50,492	4.72	\$10.85	\$15.02	\$20.90	\$32.45	\$43.91	\$22,569	\$31,238	\$43,464	\$67,498	\$91,340
41-9022	Real Estate Sales Agents	40	48.12													
41-9041	Telemarketers	850	39.5	\$9.85	\$20,479	3.27	\$7.55	\$7.76	\$9.65	\$11.20	\$12.37	\$15,701	\$16,142	\$20,075	\$23,289	\$25,726
41-9799	Sales and Related Workers, All Other*	100	28.34	\$14.92	\$31,035	14.62	\$7.57	\$9.13	\$11.27	\$19.83	\$25.86	\$15,742	\$18,985	\$23,448	\$41,244	\$53,797
43-0000	Office and Administrative Support Occupations	9,640	5.64	\$14.25	\$29,647	2.71	\$8.34	\$10.03	\$12.88	\$17.43	\$22.45	\$17,352	\$20,859	\$26,787	\$36,250	\$46,703
43-1011	First-Line Supervisors of Office and Administrative Support Workers	570	5.3	\$21.61	\$44,944	4.37	\$12.04	\$15.30	\$19.79	\$26.95	\$34.54	\$25,043	\$31,832	\$41,171	\$56,053	\$71,850
43-2011	Switchboard Operators, Including Answering Service	50	18.85	\$14.23	\$29,605	12.19	\$7.66	\$9.22	\$11.53	\$16.15	\$26.93	\$15,940	\$19,181	\$23,989	\$33,583	\$56,008
43-3011	Bill and Account Collectors	690	31.51	\$8.93	\$18,582	3.75	\$7.53	\$7.96	\$8.67	\$9.66	\$11.04	\$15,669	\$16,552	\$18,025	\$20,087	\$22,970
43-3021	Billing and Posting Clerks	160	15.07	\$15.82	\$32,904	3.3	\$11.81	\$13.36	\$15.54	\$17.60	\$20.30	\$24,570	\$27,795	\$32,330	\$36,608	\$42,215
43-3031	Bookkeeping, Accounting, and Auditing Clerks	650	8.44	\$14.92	\$31,027	2.4	\$8.76	\$11.41	\$14.87	\$17.83	\$21.49	\$18,226	\$23,728	\$30,926	\$37,081	\$44,702
43-3051	Payroll and Timekeeping Clerks	40	14.49	\$18.26	\$37,972	4.3	\$11.08	\$13.73	\$18.64	\$21.96	\$26.14	\$23,051	\$28,562	\$38,782	\$45,680	\$54,378
43-3061	Procurement Clerks			\$20.25	\$42,118	2.97	\$16.05	\$18.46	\$19.58	\$22.38	\$25.11	\$33,393	\$38,401	\$40,725	\$46,557	\$52,224

Occupational Code	Occupational Title	Employment Estimate	Employment Percentage Relative Standard Error	Average Hourly Wage	Average Annual Wage	Wage Percentage Relative Standard Error	10th Percentile (Hourly)	25th Percentile (Hourly)	50th Percentile (Hourly)	75th Percentile (Hourly)	90th Percentile (Hourly)	10th Percentile (Annual)	25th Percentile (Annual)	50th Percentile (Annual)	75th Percentile (Annual)	90th Percentile (Annual)
43-3071	Tellers	250	11.61	\$11.72	\$24,381	3.48	\$9.53	\$10.30	\$11.56	\$13.22	\$14.39	\$19,822	\$21,430	\$24,044	\$27,507	\$29,934
43-4031	Court, Municipal, and License Clerks	130	0.53	\$17.32	\$36,033	2.09	\$13.22	\$14.53	\$16.92	\$19.34	\$23.52	\$27,493	\$30,216	\$35,199	\$40,219	\$48,923
43-4051	Customer Service Representatives	1,380	19.05	\$11.86	\$24,666	3.66	\$8.58	\$9.85	\$11.00	\$12.40	\$17.21	\$17,844	\$20,488	\$22,875	\$25,783	\$35,791
43-4061	Eligibility Interviewers, Government Programs	120	0.25	\$19.12	\$39,771	2.98	\$13.72	\$15.35	\$18.35	\$22.74	\$25.28	\$28,545	\$31,931	\$38,167	\$47,297	\$52,590
43-4071	File Clerks	90	16.13	\$12.45	\$25,890	5.13	\$8.42	\$9.86	\$11.88	\$15.04	\$17.47	\$17,521	\$20,518	\$24,709	\$31,285	\$36,335
43-4081	Hotel, Motel, and Resort Desk Clerks	130	8.77	\$8.44	\$17,565	4.95	\$7.50	\$7.73	\$8.26	\$8.92	\$9.35	\$15,593	\$16,079	\$17,177	\$18,548	\$19,447
43-4111	Interviewers, Except Eligibility and Loan	100	25.7	\$15.63	\$32,519	7.02	\$10.01	\$11.41	\$14.50	\$18.64	\$24.28	\$20,824	\$23,735	\$30,158	\$38,779	\$50,496
43-4141	New Accounts Clerks			\$15.20	\$31,616	18.97	\$9.16	\$11.27	\$13.42	\$17.43	\$25.93	\$19,045	\$23,435	\$27,910	\$36,263	\$53,940
43-4151	Order Clerks	20	13.87	\$12.01	\$24,977	5.02	\$8.10	\$9.16	\$10.95	\$13.65	\$16.32	\$16,854	\$19,062	\$22,782	\$28,402	\$33,944
43-4161	Human Resources Assistants, Except Payroll and Timekeeping	40	9.13	\$16.53	\$34,381	2.97	\$10.72	\$13.16	\$16.48	\$20.38	\$22.39	\$22,291	\$27,376	\$34,271	\$42,397	\$46,573
43-4171	Receptionists and Information Clerks	500	8.89	\$11.63	\$24,187	1.44	\$9.01	\$10.23	\$11.55	\$13.15	\$14.40	\$18,749	\$21,283	\$24,022	\$27,356	\$29,954
43-4199	Information and Record Clerks, All Other	120	13	\$17.12	\$35,605	3.77	\$11.94	\$13.53	\$16.72	\$19.87	\$23.63	\$24,842	\$28,153	\$34,769	\$41,339	\$49,142
43-5021	Couriers and Messengers	40	41.86													
43-5031	Police, Fire, and Ambulance Dispatchers	90	9.95	\$20.00	\$41,604	2.04	\$16.52	\$18.09	\$20.28	\$21.54	\$22.98	\$34,357	\$37,633	\$42,176	\$44,801	\$47,789
43-5032	Dispatchers, Except Police, Fire, and Ambulance	30	18.97	\$17.66	\$36,733	9.54	\$9.58	\$13.45	\$15.50	\$19.12	\$33.52	\$19,927	\$27,977	\$32,240	\$39,769	\$69,731
43-5051	Postal Service Clerks	20	0.05	\$25.57	\$53,192		\$25.52	\$25.52	\$25.53	\$25.53	\$25.54	\$53,084	\$53,088	\$53,095	\$53,101	\$53,116
43-5052	Postal Service Mail Carriers	140	0.01	\$24.73	\$51,434		\$21.31	\$24.26	\$26.25	\$26.26	\$26.26	\$44,327	\$50,469	\$54,601	\$54,613	\$54,620
43-5053	Postal Service Mail Sorters, Processors, and Processing Machine Operators	20	0.06	\$21.26	\$44,224		\$10.00	\$16.80	\$25.52	\$25.53	\$26.08	\$20,807	\$34,949	\$53,086	\$53,097	\$54,253
43-5061	Production, Planning, and Expediting Clerks	60	18.37	\$21.36	\$44,419	8.5	\$9.82	\$12.30	\$18.01	\$27.63	\$40.56	\$20,421	\$25,581	\$37,464	\$57,478	\$84,372
43-5071	Shipping, Receiving, and Traffic Clerks	200	14.68	\$13.68	\$28,465	3.61	\$9.39	\$10.39	\$13.04	\$16.60	\$19.62	\$19,541	\$21,602	\$27,114	\$34,533	\$40,817
43-5081	Stock Clerks and Order Fillers	950	10.31	\$12.19	\$25,364	3.82	\$7.89	\$8.78	\$10.69	\$14.88	\$19.06	\$16,405	\$18,271	\$22,226	\$30,946	\$39,637
43-5111	Weighers, Measurers, Checkers, and Samplers, Recordkeeping	20	38.13	\$16.99	\$35,344	10.01	\$10.13	\$11.43	\$16.11	\$22.08	\$25.70	\$21,072	\$23,781	\$33,513	\$45,919	\$53,446
43-6011	Executive Secretaries and Executive Administrative Assistants	420	6.5	\$20.05	\$41,705	1.9	\$12.93	\$16.64	\$19.82	\$23.62	\$27.10	\$26,903	\$34,615	\$41,222	\$49,133	\$56,364
43-6012	Legal Secretaries	30	43.62	\$16.05	\$33,379	5.24	\$13.16	\$14.89	\$16.34	\$17.72	\$19.22	\$27,368	\$30,968	\$33,982	\$36,857	\$39,982
43-6013	Medical Secretaries	350	19.69	\$12.91	\$26,845	3.12	\$8.87	\$10.58	\$12.74	\$14.63	\$17.69	\$18,448	\$22,009	\$26,489	\$30,422	\$36,793
43-6014	Secretaries and Administrative Assistants, Except Legal, Medical, and Executive	1,330	8.36	\$14.38	\$29,906	2.41	\$8.58	\$11.16	\$14.22	\$17.43	\$20.70	\$17,847	\$23,217	\$29,587	\$36,245	\$43,049
43-9011	Computer Operators	10	16.01	\$17.67	\$36,762	7.68	\$13.41	\$15.04	\$17.80	\$18.97	\$24.48	\$27,886	\$31,293	\$37,020	\$39,467	\$50,919
43-9021	Data Entry Keyers	70	10.05	\$11.12	\$23,122	6.43	\$8.02	\$8.77	\$10.94	\$12.65	\$14.71	\$16,680	\$18,239	\$22,758	\$26,309	\$30,591
43-9022	Word Processors and Typists	30	0.07	\$17.87	\$37,170	3.1	\$12.32	\$14.43	\$19.23	\$21.07	\$22.18	\$25,632	\$30,018	\$39,996	\$43,827	\$46,126
43-9051	Mail Clerks and Mail Machine Operators, Except Postal Service	10	15.88	\$10.37	\$21,568	3.65	\$8.03	\$8.85	\$10.00	\$11.36	\$13.98	\$16,700	\$18,407	\$20,794	\$23,631	\$29,087
43-9061	Office Clerks, General	500	20.56	\$14.05	\$29,216	5.83	\$7.95	\$9.21	\$13.09	\$16.90	\$24.13	\$16,528	\$19,166	\$27,229	\$35,151	\$50,185
43-9071	Office Machine Operators, Except Computer	20	21.45	\$11.56	\$24,045	2.62	\$7.90	\$8.76	\$11.94	\$14.03	\$16.35	\$16,436	\$18,217	\$24,831	\$29,174	\$33,999
43-9799	Office and Administrative Support Workers, All Other*	50	15.88	\$16.34	\$33,990	2.26	\$13.11	\$14.85	\$16.45	\$17.92	\$19.57	\$27,271	\$30,886	\$34,214	\$37,278	\$40,708
47-0000	Construction and Extraction Occupations	2,730	8.64	\$18.49	\$38,455	2.46	\$10.82	\$13.49	\$17.15	\$22.63	\$28.33	\$22,506	\$28,057	\$35,666	\$47,080	\$58,919
47-1011	First-Line Supervisors of Construction Trades and Extraction Workers	170	19.78	\$27.42	\$57,035	3.04	\$17.56	\$22.10	\$27.07	\$32.60	\$38.03	\$36,523	\$45,967	\$56,303	\$67,807	\$79,104
47-2021	Brickmasons and Blockmasons	50	7.45	\$18.71	\$38,924	5.88	\$13.13	\$15.33	\$17.74	\$21.01	\$25.88	\$27,312	\$31,882	\$36,896	\$43,711	\$53,840

Occupational Code	Occupational Title	Employment Estimate	Employment Percentage Relative Standard Error	Average Hourly Wage	Average Annual Wage	Wage Percentage Relative Standard Error	10th Percentile (Hourly)	25th Percentile (Hourly)	50th Percentile (Hourly)	75th Percentile (Hourly)	90th Percentile (Hourly)	10th Percentile (Annual)	25th Percentile (Annual)	50th Percentile (Annual)	75th Percentile (Annual)	90th Percentile (Annual)
47-2031	Carpenters	250	31.61	\$20.41	\$42,447	6.75	\$12.39	\$15.06	\$19.32	\$26.00	\$30.49	\$25,773	\$31,325	\$40,189	\$54,089	\$63,421
47-2051	Cement Masons and Concrete Finishers	220	32.14	\$16.98	\$35,327	10.07	\$10.36	\$13.06	\$16.58	\$19.99	\$25.46	\$21,555	\$27,173	\$34,492	\$41,573	\$52,964
47-2061	Construction Laborers	380	18.24	\$14.44	\$30,041	3.46	\$10.18	\$11.71	\$14.55	\$16.95	\$18.51	\$21,168	\$24,347	\$30,274	\$35,247	\$38,499
47-2071	Paving, Surfacing, and Tamping Equipment Operators	40	20.98	\$16.92	\$35,195	5.67	\$13.45	\$14.72	\$16.77	\$18.94	\$20.55	\$27,986	\$30,616	\$34,881	\$39,392	\$42,745
47-2073	Operating Engineers and Other Construction Equipment Operators	180	18.67	\$19.86	\$41,306	5.16	\$13.73	\$15.70	\$19.17	\$24.05	\$27.16	\$28,558	\$32,659	\$39,864	\$50,028	\$56,491
47-2081	Drywall and Ceiling Tile Installers	130	23.24	\$13.27	\$27,604	15.05	\$8.98	\$10.24	\$12.21	\$15.25	\$20.10	\$18,680	\$21,300	\$25,393	\$31,714	\$41,810
47-2111	Electricians	360	17.01	\$20.87	\$43,404	6.6	\$12.92	\$15.58	\$18.42	\$25.48	\$31.72	\$26,866	\$32,405	\$38,309	\$53,004	\$65,984
47-2121	Glaziers			\$15.46	\$32,156	6.15	\$11.03	\$12.79	\$15.41	\$17.96	\$20.75	\$22,935	\$26,612	\$32,052	\$37,366	\$43,158
47-2141	Painters, Construction and Maintenance	80	41.78	\$15.70	\$32,659	5.41	\$12.40	\$13.10	\$14.26	\$17.59	\$22.33	\$25,791	\$27,238	\$29,651	\$36,578	\$46,456
47-2152	Plumbers, Pipefitters, and Steamfitters	170	23.1	\$23.66	\$49,215	5.53	\$14.84	\$20.87	\$23.53	\$27.15	\$31.83	\$30,870	\$43,415	\$48,934	\$56,473	\$66,216
47-2211	Sheet Metal Workers	180	34.55	\$13.48	\$28,046	13.74	\$8.32	\$9.26	\$11.61	\$16.37	\$20.70	\$17,304	\$19,269	\$24,147	\$34,052	\$43,066
47-2221	Structural Iron and Steel Workers	80	40.05	\$17.86	\$37,151	12.35	\$11.30	\$12.99	\$15.27	\$23.48	\$29.25	\$23,496	\$27,024	\$31,755	\$48,848	\$60,849
47-4011	Construction and Building Inspectors	40	25.75	\$25.78	\$53,622	5.72	\$20.03	\$21.83	\$25.05	\$28.52	\$32.45	\$41,672	\$45,410	\$52,099	\$59,319	\$67,492
47-4051	Highway Maintenance Workers	120	5.93	\$19.39	\$40,338	2.75	\$16.25	\$17.75	\$18.83	\$21.49	\$23.54	\$33,801	\$36,919	\$39,161	\$44,703	\$48,955
47-4799	Construction and Related Workers, All Other*	10	40.15	\$18.66	\$38,802	10.27	\$12.22	\$13.31	\$15.66	\$22.29	\$33.00	\$25,426	\$27,686	\$32,582	\$46,360	\$68,634
49-0000	Installation, Maintenance, and Repair Occupations	2,340	6.64	\$18.78	\$39,066	2.82	\$9.51	\$12.69	\$17.77	\$23.40	\$30.14	\$19,786	\$26,399	\$36,964	\$48,674	\$62,690
49-1011	First-Line Supervisors of Mechanics, Installers, and Repairers	150	12.25	\$28.53	\$59,342	3.64	\$16.46	\$23.74	\$28.73	\$34.33	\$39.73	\$34,247	\$49,387	\$59,752	\$71,408	\$82,637
49-2011	Computer, Automated Teller, and Office Machine Repairers	40	34.67	\$18.41	\$38,300	6.12	\$11.73	\$14.82	\$17.69	\$20.23	\$27.91	\$24,401	\$30,821	\$36,793	\$42,082	\$58,060
49-2022	Telecommunications Equipment Installers and Repairers, Except Line Installers	120	39.76	\$27.30	\$56,794	4.25	\$20.98	\$25.26	\$27.73	\$30.54	\$33.59	\$43,635	\$52,538	\$57,678	\$63,518	\$69,860
49-3021	Automotive Body and Related Repairers	70	9.46	\$14.84	\$30,866	8.25	\$10.68	\$11.85	\$14.18	\$17.20	\$20.68	\$22,211	\$24,643	\$29,504	\$35,769	\$43,014
49-3023	Automotive Service Technicians and Mechanics	320	18.04	\$14.61	\$30,382	8.48	\$8.33	\$9.46	\$13.20	\$17.69	\$23.96	\$17,319	\$19,668	\$27,451	\$36,786	\$49,836
49-3031	Bus and Truck Mechanics and Diesel Engine Specialists	80	49.3	\$17.55	\$36,499	4.4	\$11.60	\$14.58	\$17.63	\$20.80	\$23.81	\$24,127	\$30,329	\$36,669	\$43,273	\$49,520
49-3042	Mobile Heavy Equipment Mechanics, Except Engines	80	39.72	\$19.25	\$40,041	3.61	\$15.11	\$16.54	\$18.88	\$22.12	\$24.65	\$31,429	\$34,410	\$39,276	\$46,010	\$51,274
49-3093	Tire Repairers and Changers	70	41.51	\$11.60	\$24,123	13.01	\$8.23	\$8.95	\$10.34	\$12.59	\$18.81	\$17,125	\$18,608	\$21,511	\$26,183	\$39,117
49-9021	Heating, Air Conditioning, and Refrigeration Mechanics and Installers	150	42.41	\$19.45	\$40,460	6.26	\$14.82	\$16.87	\$19.96	\$22.17	\$24.21	\$30,821	\$35,080	\$41,527	\$46,112	\$50,367
49-9041	Industrial Machinery Mechanics	240	14.28	\$25.03	\$52,072	5.43	\$19.10	\$20.64	\$22.86	\$30.62	\$34.13	\$39,738	\$42,931	\$47,557	\$63,687	\$70,999
49-9043	Maintenance Workers, Machinery	20	21.67	\$16.78	\$34,901	9.35	\$10.97	\$12.46	\$14.48	\$22.52	\$26.54	\$22,814	\$25,922	\$30,126	\$46,845	\$55,207
49-9051	Electrical Power-Line Installers and Repairers			\$30.03	\$62,458	5.43	\$25.50	\$28.30	\$30.70	\$32.73	\$34.86	\$53,050	\$58,871	\$63,858	\$68,084	\$72,512
49-9071	Maintenance and Repair Workers, General	560	7.94	\$14.79	\$30,764	2.93	\$9.22	\$10.66	\$13.57	\$17.58	\$24.07	\$19,182	\$22,176	\$28,225	\$36,559	\$50,066
49-9094	Locksmiths and Safe Repairers	10	27.04	\$12.40	\$25,787	5.36	\$8.41	\$9.49	\$12.75	\$15.22	\$16.82	\$17,501	\$19,737	\$26,516	\$31,659	\$34,981
49-9799	Installation, Maintenance, and Repair Workers, All Other*	30	7.3	\$21.14	\$43,980	2.91	\$14.28	\$18.64	\$21.30	\$24.78	\$25.81	\$29,696	\$38,762	\$44,299	\$51,536	\$53,683
51-0000	Production Occupations	2,890	16.01	\$17.25	\$35,890	2.89	\$9.22	\$12.61	\$16.28	\$20.76	\$26.44	\$19,177	\$26,237	\$33,864	\$43,183	\$54,994
51-1011	First-Line Supervisors of Production and Operating Workers	210	17.39	\$28.25	\$58,766	3.18	\$14.39	\$19.63	\$29.35	\$35.89	\$42.78	\$29,923	\$40,831	\$61,049	\$74,661	\$88,976

Occupational Code	Occupational Title	Employment Estimate	Employment Percentage Relative Standard Error	Average Hourly Wage	Average Annual Wage	Wage Percentage Relative Standard Error	10th Percentile (Hourly)	25th Percentile (Hourly)	50th Percentile (Hourly)	75th Percentile (Hourly)	90th Percentile (Hourly)	10th Percentile (Annual)	25th Percentile (Annual)	50th Percentile (Annual)	75th Percentile (Annual)	90th Percentile (Annual)
51-2022	Electrical and Electronic Equipment Assemblers			\$14.67	\$30,523	7.01	\$9.09	\$10.51	\$13.80	\$17.53	\$22.15	\$18,917	\$21,869	\$28,700	\$36,459	\$46,079
51-2041	Structural Metal Fabricators and Fitters			\$15.75	\$32,759	10.06	\$11.06	\$12.60	\$14.69	\$18.81	\$22.09	\$23,015	\$26,213	\$30,565	\$39,135	\$45,941
51-2092	Team Assemblers	130	44.42	\$15.26	\$31,743	7.51	\$9.24	\$11.29	\$14.16	\$17.76	\$20.88	\$19,228	\$23,484	\$29,454	\$36,943	\$43,438
51-2099	Assemblers and Fabricators, All Other	40	31.68	\$13.39	\$27,849	2.77	\$10.88	\$12.27	\$13.45	\$14.61	\$16.03	\$22,623	\$25,529	\$27,976	\$30,389	\$33,337
51-3011	Bakers	50	14.55	\$12.55	\$26,096	11.98	\$7.87	\$8.69	\$10.63	\$16.72	\$19.52	\$16,373	\$18,082	\$22,110	\$34,772	\$40,605
51-3021	Butchers and Meat Cutters	60	39.7	\$12.66	\$26,330	13.03	\$7.81	\$8.59	\$10.94	\$17.30	\$19.56	\$16,253	\$17,869	\$22,752	\$35,982	\$40,681
51-4031	Cutting, Punching, and Press Machine Setters, Operators, and Tenders, Metal and Plastic	30	49.38	\$16.52	\$34,357	3.38	\$11.98	\$13.19	\$16.11	\$20.09	\$22.00	\$24,926	\$27,438	\$33,503	\$41,791	\$45,762
51-4041	Machinists	90	16.82	\$14.76	\$30,710	4.03	\$9.95	\$11.82	\$14.39	\$17.68	\$20.18	\$20,696	\$24,589	\$29,937	\$36,784	\$41,977
51-4081	Multiple Machine Tool Setters, Operators, and Tenders, Metal and Plastic	130	12.21	\$14.46	\$30,072	4.29	\$12.75	\$13.35	\$14.34	\$15.38	\$16.04	\$26,511	\$27,758	\$29,835	\$31,993	\$33,356
51-4121	Welders, Cutters, Solderers, and Brazers	130	32.22	\$17.43	\$36,256	5.83	\$11.90	\$13.07	\$16.44	\$21.17	\$24.78	\$24,748	\$27,175	\$34,185	\$44,026	\$51,548
51-5112	Printing Press Operators	40	7.97	\$15.34	\$31,898	5.1	\$9.25	\$11.85	\$14.30	\$19.38	\$22.14	\$19,234	\$24,653	\$29,753	\$40,301	\$46,056
51-6011	Laundry and Dry-Cleaning Workers			\$8.57	\$17,834	2.63	\$7.53	\$7.86	\$8.56	\$9.27	\$10.62	\$15,652	\$16,356	\$17,810	\$19,291	\$22,096
51-6031	Sewing Machine Operators	10	36.03	\$13.25	\$27,563	7.1	\$7.85	\$10.18	\$14.37	\$16.25	\$17.53	\$16,329	\$21,178	\$29,882	\$33,799	\$36,465
51-8021	Stationary Engineers and Boiler Operators	20	0.1	\$21.27	\$44,252	2.64	\$14.79	\$17.35	\$22.29	\$24.94	\$27.51	\$30,767	\$36,093	\$46,367	\$51,869	\$57,217
51-8031	Water and Liquid Waste Treatment Plant and System Operators	90	7.34	\$19.79	\$41,162	2.45	\$11.63	\$16.47	\$20.14	\$23.93	\$27.62	\$24,197	\$34,251	\$41,886	\$49,769	\$57,447
51-9021	Crushing, Grinding, and Polishing Machine Setters, Operators, and Tenders	10	27.29	\$21.24	\$44,176	13.43	\$12.36	\$13.66	\$24.21	\$27.20	\$28.99	\$25,715	\$28,408	\$50,360	\$56,570	\$60,308
51-9023	Mixing and Blending Machine Setters, Operators, and Tenders	40	30.61	\$20.69	\$43,043	11.21	\$12.36	\$15.58	\$18.88	\$26.30	\$32.38	\$25,710	\$32,406	\$39,280	\$54,700	\$67,350
51-9051	Furnace, Kiln, Oven, Drier, and Kettle Operators and Tenders	10	21.11	\$17.91	\$37,249	12.46	\$12.08	\$12.95	\$14.40	\$24.93	\$27.64	\$25,128	\$26,940	\$29,960	\$51,854	\$57,490
51-9061	Inspectors, Testers, Sorters, Samplers, and Weighers	170	14.92	\$18.77	\$39,039	4.58	\$12.89	\$15.71	\$19.53	\$21.57	\$22.72	\$26,812	\$32,682	\$40,629	\$44,866	\$47,265
51-9081	Dental Laboratory Technicians	10	46.35													
51-9111	Packaging and Filling Machine Operators and Tenders			\$14.98	\$31,164	3.27	\$10.23	\$12.22	\$15.14	\$17.07	\$18.77	\$21,268	\$25,427	\$31,494	\$35,508	\$39,047
51-9122	Painters, Transportation Equipment	20	28.72	\$22.89	\$47,615	13.53	\$13.61	\$15.24	\$24.44	\$29.56	\$33.69	\$28,314	\$31,697	\$50,841	\$61,474	\$70,069
51-9123	Painting, Coating, and Decorating Workers			\$13.27	\$27,610	15.42	\$7.60	\$8.51	\$12.19	\$17.95	\$19.29	\$15,808	\$17,699	\$25,350	\$37,335	\$40,124
51-9399	Production Workers, All Other*	30	37.42	\$15.91	\$33,089	6.93	\$9.94	\$11.85	\$15.73	\$17.83	\$23.48	\$20,684	\$24,640	\$32,726	\$37,077	\$48,844
53-0000	Transportation and Material Moving Occupations	2,550	6.14	\$14.16	\$29,455	3.85	\$7.74	\$9.26	\$13.78	\$17.42	\$21.58	\$16,108	\$19,255	\$28,652	\$36,228	\$44,895
53-1021	First-Line Supervisors of Helpers, Laborers, and Material Movers, Hand	20	30.87	\$19.75	\$41,088	8.04	\$13.15	\$14.72	\$19.07	\$21.92	\$28.53	\$27,358	\$30,612	\$39,669	\$45,602	\$59,339
53-1031	First-Line Supervisors of Transportation and Material-Moving Machine and Vehicle Operators	30	22.53	\$23.90	\$49,721	9.6	\$12.81	\$16.80	\$21.07	\$32.53	\$40.26	\$26,642	\$34,952	\$43,829	\$67,659	\$83,738
53-3031	Driver/Sales Workers			\$12.25	\$25,470	17.71	\$7.50	\$7.66	\$10.04	\$17.28	\$20.36	\$15,591	\$15,932	\$20,886	\$35,937	\$42,343
53-3032	Heavy and Tractor-Trailer Truck Drivers	240	21.14	\$18.33	\$38,122	2.98	\$12.95	\$14.57	\$17.38	\$22.13	\$25.37	\$26,940	\$30,306	\$36,144	\$46,029	\$52,769
53-3033	Light Truck or Delivery Services Drivers	430	16.41	\$13.80	\$28,713	7.84	\$7.92	\$8.72	\$10.79	\$17.77	\$25.95	\$16,467	\$18,135	\$22,443	\$36,953	\$53,986
53-3041	Taxi Drivers and Chauffeurs	20	41.32	\$11.02	\$22,923	4.98	\$9.46	\$9.90	\$10.65	\$11.39	\$14.75	\$19,674	\$20,597	\$22,143	\$23,689	\$30,678
53-3099	Motor Vehicle Operators, All Other			\$15.33	\$31,891	3.75	\$12.10	\$13.15	\$14.92	\$17.58	\$20.19	\$25,159	\$27,345	\$31,025	\$36,561	\$42,004

Occupational Code	Occupational Title	Employment Estimate	Employment Percentage Relative Standard Error	Average Hourly Wage	Average Annual Wage	Wage Percentage Relative Standard Error	10th Percentile (Hourly)	25th Percentile (Hourly)	50th Percentile (Hourly)	75th Percentile (Hourly)	90th Percentile (Hourly)	10th Percentile (Annual)	25th Percentile (Annual)	50th Percentile (Annual)	75th Percentile (Annual)	90th Percentile (Annual)
53-7032	Excavating and Loading Machine and Dragline Operators	10	47.28	\$18.42	\$38,315	15.6	\$12.23	\$13.22	\$20.34	\$23.12	\$24.79	\$25,446	\$27,507	\$42,303	\$48,089	\$51,561
53-7051	Industrial Truck and Tractor Operators	140	18.74	\$12.38	\$25,750	5.28	\$7.93	\$8.84	\$11.42	\$15.30	\$18.42	\$16,490	\$18,377	\$23,750	\$31,817	\$38,315
53-7061	Cleaners of Vehicles and Equipment	80	41.74	\$10.53	\$21,901	6.53	\$7.61	\$8.06	\$9.46	\$11.13	\$14.09	\$15,825	\$16,769	\$19,679	\$23,154	\$29,311
53-7062	Laborers and Freight, Stock, and Material Movers, Hand	730	6.9	\$13.10	\$27,256	7.44	\$7.73	\$9.56	\$13.96	\$16.53	\$17.76	\$16,088	\$19,886	\$29,028	\$34,392	\$36,945
53-7064	Packers and Packagers, Hand	140	10.08													
53-7081	Refuse and Recyclable Material Collectors	60	47.04	\$11.58	\$24,091	9.1	\$8.17	\$9.55	\$11.87	\$13.54	\$14.56	\$17,001	\$19,854	\$24,690	\$28,166	\$30,279

Occupational Code	Occupational Title	Employment Estimate	Employment Percentage Relative Standard Error	Average Hourly Wage	Average Annual Wage	Wage Percentage Relative Standard Error	10th Percentile (Hourly)	25th Percentile (Hourly)	50th Percentile (Hourly)	75th Percentile (Hourly)	90th Percentile (Hourly)	10th Percentile (Annual)	25th Percentile (Annual)	50th Percentile (Annual)	75th Percentile (Annual)	90th Percentile (Annual)
00-0000	All occupations	66,750	2.94	\$16.33	\$33,958	1.98	\$8.05	\$9.45	\$13.38	\$19.34	\$28.55	\$16,742	\$19,654	\$27,821	\$40,232	\$59,377
11-0000	Management Occupations	2,500	3.97	\$33.13	\$68,901	2.75	\$12.66	\$21.97	\$30.53	\$40.35	\$53.12	\$26,335	\$45,707	\$63,502	\$83,920	\$110,497
11-1011	Chief Executives	70	23.26	\$40.99	\$85,268	3.66	\$31.22	\$34.36	\$41.80	\$48.24	\$52.44	\$64,928	\$71,474	\$86,946	\$100,344	\$109,071
11-1021	General and Operations Managers	1,050	6.06	\$38.37	\$79,818	3.17	\$18.74	\$23.99	\$32.12	\$45.53	\$61.84	\$38,986	\$49,896	\$66,808	\$94,711	\$128,631
11-1031	Legislators	280	13.02	\$12.99	\$27,011	11.46	\$7.54	\$7.76	\$8.79	\$12.82	\$26.87	\$15,674	\$16,149	\$18,280	\$26,658	\$55,885
11-3011	Administrative Services Managers	60	7.54	\$32.04	\$66,650	5.24	\$21.28	\$24.93	\$30.28	\$39.59	\$44.07	\$44,253	\$51,845	\$62,982	\$82,354	\$91,669
11-3021	Computer and Information Systems Managers	30	36.59	\$55.65	\$115,742	5.53	\$37.66	\$46.13	\$55.55	\$68.40	\$79.59	\$78,336	\$95,961	\$115,534	\$142,267	\$165,537
11-3031	Financial Managers	80	30.54	\$38.81	\$80,717	9.31	\$20.72	\$24.32	\$37.88	\$51.28	\$62.37	\$43,106	\$50,588	\$78,782	\$106,656	\$129,731
11-3051	Industrial Production Managers	10	31.45	\$50.76	\$105,581	4.29	\$29.73	\$46.93	\$53.00	\$59.60	\$66.65	\$61,840	\$97,605	\$110,234	\$123,968	\$138,628
11-9021	Construction Managers	30	17.36	\$36.15	\$75,193	4.89	\$25.57	\$28.37	\$34.62	\$39.02	\$48.92	\$53,188	\$59,019	\$72,013	\$81,171	\$101,746
11-9031	Education Administrators, Preschool and Child Care Center/Program	10	31.83	\$25.52	\$53,080	4.06	\$14.38	\$22.39	\$26.55	\$30.59	\$33.33	\$29,904	\$46,562	\$55,214	\$63,627	\$69,334
11-9032	Education Administrators, Elementary and Secondary School	210	5.4		\$66,584	1.82						\$51,401	\$60,811	\$67,309	\$74,046	\$83,513
11-9033	Education Administrators, Postsecondary	40	23.03	\$38.95	\$81,017	5.83	\$21.63	\$24.93	\$33.60	\$45.16	\$64.31	\$44,986	\$51,848	\$69,888	\$93,929	\$133,764
11-9051	Food Service Managers	20	44.41	\$26.58	\$55,278	7.82	\$19.29	\$20.50	\$22.40	\$27.39	\$49.48	\$40,117	\$42,631	\$46,594	\$56,978	\$102,913
11-9111	Medical and Health Services Managers	160	17.02	\$34.65	\$72,065	3.3	\$21.55	\$29.36	\$34.07	\$40.49	\$45.93	\$44,818	\$61,065	\$70,866	\$84,225	\$95,525
11-9121	Natural Sciences Managers	20	15.53	\$43.93	\$91,372	2.15	\$35.28	\$38.59	\$44.58	\$50.22	\$55.79	\$73,384	\$80,272	\$92,729	\$104,465	\$116,036
11-9131	Postmasters and Mail Superintendents	110	0.02	\$24.85	\$51,695	0.76	\$16.74	\$22.80	\$24.35	\$29.00	\$33.15	\$34,828	\$47,414	\$50,658	\$60,310	\$68,956
11-9151	Social and Community Service Managers	60	17.67	\$27.03	\$56,231	4.32	\$16.40	\$19.21	\$25.00	\$33.08	\$44.12	\$34,119	\$39,957	\$51,995	\$68,808	\$91,762
11-9161	Emergency Management Directors	20	13.73	\$19.75	\$41,082	7.16	\$8.20	\$12.71	\$18.82	\$24.66	\$36.70	\$17,065	\$26,434	\$39,144	\$51,287	\$76,333
11-9199	Managers, All Other	160	10.91	\$28.56	\$59,408	5.47	\$12.63	\$19.15	\$26.40	\$38.98	\$44.35	\$26,263	\$39,825	\$54,904	\$81,088	\$92,257
13-0000	Business and Financial Operations Occupations	1,960	5.46	\$24.32	\$50,582	2.44	\$13.10	\$16.65	\$21.58	\$29.66	\$39.07	\$27,257	\$34,625	\$44,887	\$61,688	\$81,266
13-1023	Purchasing Agents, Except Wholesale, Retail, and Farm Products	60	12.1	\$22.01	\$45,790	4.87	\$12.79	\$15.63	\$19.27	\$27.38	\$35.32	\$26,607	\$32,515	\$40,081	\$56,949	\$73,475
13-1031	Claims Adjusters, Examiners, and Investigators	30	0.07	\$34.11	\$70,957	1.6	\$18.64	\$28.51	\$32.77	\$41.91	\$47.21	\$38,781	\$59,309	\$68,170	\$87,165	\$98,187
13-1041	Compliance Officers	160	6.28	\$25.11	\$52,232	2.63	\$16.51	\$19.28	\$23.65	\$29.59	\$34.04	\$34,346	\$40,093	\$49,188	\$61,543	\$70,798
13-1051	Cost Estimators	40	25.16	\$26.33	\$54,771	6.18	\$15.67	\$18.94	\$26.11	\$31.66	\$39.32	\$32,590	\$39,391	\$54,318	\$65,859	\$81,782
13-1078	Human Resources, Training, and Labor Relations Specialists, All Other*			\$22.19	\$46,148	3.35	\$14.87	\$16.76	\$21.02	\$27.01	\$31.60	\$30,937	\$34,870	\$43,731	\$56,182	\$65,729
13-1111	Management Analysts	40	25.73	\$23.97	\$49,865	10.25	\$13.87	\$17.64	\$21.33	\$26.96	\$39.70	\$28,844	\$36,683	\$44,373	\$56,077	\$82,571
13-1141	Compensation, Benefits, and Job Analysis Specialists	10	47.17	\$23.47	\$48,817	7.55	\$14.23	\$19.68	\$24.92	\$27.68	\$30.65	\$29,594	\$40,943	\$51,842	\$57,581	\$63,747
13-1151	Training and Development Specialists	80	29.38	\$24.12	\$50,160	5.09	\$12.56	\$14.52	\$20.93	\$27.19	\$48.59	\$26,123	\$30,196	\$43,536	\$56,549	\$101,063
13-1199	Business Operations Specialists, All Other*	430	12.86	\$23.85	\$49,599	4.62	\$12.77	\$16.33	\$21.76	\$30.50	\$38.64	\$26,555	\$33,965	\$45,258	\$63,436	\$80,380
13-2011	Accountants and Auditors			\$26.74	\$55,620	7.06	\$15.51	\$18.26	\$22.44	\$30.60	\$38.94	\$32,259	\$37,988	\$46,681	\$63,648	\$80,990
13-2021	Appraisers and Assessors of Real Estate	140	16.34	\$16.09	\$33,461	13.16	\$8.02	\$9.37	\$14.40	\$18.35	\$26.37	\$16,675	\$19,498	\$29,958	\$38,174	\$54,854
13-2052	Personal Financial Advisors	20	23.64	\$29.06	\$60,444	12.16	\$15.40	\$16.35	\$17.95	\$34.19	\$65.27	\$32,025	\$34,018	\$37,340	\$71,120	\$135,760
13-2072	Loan Officers	340	12.16	\$24.14	\$50,202	4.85	\$15.25	\$17.26	\$21.75	\$29.13	\$38.85	\$31,712	\$35,908	\$45,241	\$60,595	\$80,803
13-2081	Tax Examiners and Collectors, and Revenue Agents	10	23.88	\$16.91	\$35,165	11.76	\$10.31	\$12.45	\$14.23	\$21.64	\$28.78	\$21,452	\$25,888	\$29,600	\$45,019	\$59,866
13-2082	Tax Preparers	50	30.52	\$19.59	\$40,755	27.63	\$9.62	\$10.21	\$11.19	\$23.99	\$51.26	\$20,010	\$21,237	\$23,282	\$49,893	\$106,619

Occupational Code	Occupational Title	Employment Estimate	Employment Percentage Relative Standard Error	Average Hourly Wage	Average Annual Wage	Wage Percentage Relative Standard Error	10th Percentile (Hourly)	25th Percentile (Hourly)	50th Percentile (Hourly)	75th Percentile (Hourly)	90th Percentile (Hourly)	10th Percentile (Annual)	25th Percentile (Annual)	50th Percentile (Annual)	75th Percentile (Annual)	90th Percentile (Annual)
15-0000	Computer and Mathematical Occupations	540	18.87	\$26.61	\$55,358	4.63	\$13.16	\$17.39	\$24.82	\$34.60	\$43.58	\$27,368	\$36,167	\$51,624	\$71,972	\$90,650
15-1121	Computer Systems Analysts	40	46.45	\$36.56	\$76,036	7.51	\$21.93	\$31.43	\$38.85	\$42.74	\$45.20	\$45,620	\$65,369	\$80,810	\$88,909	\$94,013
15-1132	Software Developers, Applications	50	34.46	\$30.61	\$63,661	13.26	\$14.63	\$22.93	\$27.91	\$39.71	\$51.20	\$30,421	\$47,691	\$58,048	\$82,597	\$106,504
15-1133	Software Developers, Systems Software			\$44.64	\$92,861	4.61	\$34.14	\$38.09	\$43.74	\$51.60	\$57.60	\$71,003	\$79,237	\$90,988	\$107,336	\$119,809
15-1142	Network and Computer Systems Administrators*	140	16.32	\$26.67	\$55,475	4.18	\$14.66	\$20.48	\$26.74	\$33.73	\$39.54	\$30,498	\$42,597	\$55,618	\$70,149	\$82,235
15-1150	Computer Support Specialists	190	20.16	\$18.11	\$37,675	3.3	\$9.72	\$14.01	\$17.44	\$22.00	\$25.84	\$20,209	\$29,138	\$36,286	\$45,764	\$53,751
15-1179	Information Security Analysts, Web Developers, and Computer Network Architects	30	32.7	\$23.21	\$48,278	13.32	\$13.59	\$15.36	\$19.56	\$27.34	\$41.34	\$28,259	\$31,942	\$40,678	\$56,863	\$85,985
15-1799	Computer Occupations, All Other*	40	48.89	\$35.95	\$74,771	4.33	\$26.39	\$31.13	\$34.24	\$44.58	\$51.83	\$54,898	\$64,743	\$71,219	\$92,735	\$107,796
17-0000	Architecture and Engineering Occupations	280	15	\$34.15	\$71,035	4.36	\$18.75	\$23.39	\$30.26	\$40.79	\$52.51	\$38,998	\$48,641	\$62,948	\$84,850	\$109,213
17-1022	Surveyors	10	17.02	\$22.45	\$46,694	7.73	\$13.41	\$17.90	\$24.52	\$27.99	\$30.12	\$27,900	\$37,225	\$51,005	\$58,223	\$62,644
17-2051	Civil Engineers	70	27.96	\$33.37	\$69,420	7.27	\$20.00	\$22.28	\$31.04	\$42.39	\$51.77	\$41,590	\$46,343	\$64,570	\$88,168	\$107,678
17-2071	Electrical Engineers	20	26.43	\$44.73	\$93,033	14.1	\$30.42	\$33.39	\$37.90	\$43.71	\$56.20	\$63,281	\$69,460	\$78,839	\$90,923	\$116,895
17-2141	Mechanical Engineers			\$39.07	\$81,269	7.2	\$25.18	\$28.33	\$40.12	\$48.63	\$53.99	\$52,379	\$58,924	\$83,454	\$101,147	\$112,293
17-3022	Civil Engineering Technicians	10	8.55	\$26.75	\$55,650	3.83	\$19.98	\$22.00	\$24.87	\$33.79	\$34.18	\$41,561	\$45,769	\$51,728	\$70,290	\$71,084
17-3029	Engineering Technicians, Except Drafters, All Other	30	30.17	\$27.00	\$56,160	2.56	\$22.02	\$22.68	\$27.79	\$29.66	\$33.11	\$45,795	\$47,184	\$57,806	\$61,691	\$68,869
17-3031	Surveying and Mapping Technicians	20	27.23	\$19.58	\$40,722	9.35	\$11.97	\$15.43	\$18.36	\$22.58	\$27.73	\$24,895	\$32,088	\$38,198	\$46,970	\$57,672
19-0000	Life, Physical, and Social Science Occupations	530	4.99	\$25.97	\$54,022	1.97	\$13.45	\$17.51	\$25.39	\$32.25	\$38.60	\$27,979	\$36,428	\$52,803	\$67,071	\$80,285
19-1023	Zoologists and Wildlife Biologists	50	0.04	\$31.20	\$64,900	2.21	\$25.39	\$27.50	\$31.24	\$32.56	\$39.20	\$52,815	\$57,200	\$64,979	\$67,714	\$81,532
19-1029	Biological Scientists, All Other	30	0.06	\$30.27	\$62,955	1.33	\$15.05	\$25.10	\$31.28	\$38.59	\$39.69	\$31,306	\$52,203	\$65,057	\$80,269	\$82,561
19-1031	Conservation Scientists	80	0.03	\$30.22	\$62,861	0.86	\$19.74	\$25.10	\$30.36	\$35.87	\$40.79	\$41,057	\$52,199	\$63,138	\$74,619	\$84,844
19-2042	Geoscientists, Except Hydrologists and Geographers			\$30.04	\$62,487	4.04	\$20.27	\$22.53	\$31.17	\$34.13	\$36.15	\$42,155	\$46,858	\$64,830	\$70,995	\$75,191
19-3031	Clinical, Counseling, and School Psychologists	60	5.82	\$38.63	\$80,344	3.82	\$25.27	\$29.73	\$35.36	\$41.74	\$62.36	\$52,564	\$61,837	\$73,546	\$86,817	\$129,701
19-3051	Urban and Regional Planners			\$22.11	\$45,995	2.94	\$15.14	\$18.59	\$22.20	\$26.73	\$28.85	\$31,481	\$38,670	\$46,183	\$55,590	\$60,018
19-4021	Biological Technicians	70	0.03	\$17.19	\$35,762	1.34	\$9.78	\$13.45	\$16.78	\$19.90	\$25.28	\$20,340	\$27,984	\$34,906	\$41,387	\$52,583
19-4093	Forest and Conservation Technicians	100	0.02	\$16.37	\$34,045	1.11	\$11.98	\$11.99	\$13.46	\$19.01	\$25.13	\$24,923	\$24,939	\$27,996	\$39,546	\$52,264
19-4099	Life, Physical, and Social Science Technicians, All Other			\$22.77	\$47,366	6.38	\$13.46	\$19.63	\$22.52	\$25.14	\$32.82	\$27,990	\$40,824	\$46,834	\$52,286	\$68,272
21-0000	Community and Social Service Occupations	1,720	5.13	\$17.79	\$36,997	4.21	\$9.06	\$12.18	\$16.69	\$22.23	\$28.21	\$18,854	\$25,339	\$34,713	\$46,244	\$58,672
21-1011	Substance Abuse and Behavioral Disorder Counselors			\$16.77	\$34,879	6.09	\$12.54	\$14.75	\$17.14	\$19.51	\$21.41	\$26,078	\$30,683	\$35,655	\$40,591	\$44,530
21-1012	Educational, Guidance, School, and Vocational Counselors	220	12.68	\$19.19	\$39,918	2.08	\$14.03	\$15.94	\$18.09	\$22.43	\$26.48	\$29,181	\$33,147	\$37,635	\$46,655	\$55,071
21-1013	Marriage and Family Therapists	40	35.71	\$14.59	\$30,341	6.14	\$11.03	\$12.42	\$14.46	\$16.65	\$18.40	\$22,948	\$25,842	\$30,084	\$34,626	\$38,276
21-1014	Mental Health Counselors	190	15.37	\$17.87	\$37,160	9.06	\$8.19	\$9.73	\$18.92	\$22.47	\$27.60	\$17,031	\$20,243	\$39,355	\$46,737	\$57,412
21-1015	Rehabilitation Counselors	200	29.21	\$15.10	\$31,406	7.7	\$8.26	\$9.68	\$13.27	\$21.06	\$24.32	\$17,170	\$20,131	\$27,594	\$43,799	\$50,580
21-1021	Child, Family, and School Social Workers	310	11.14	\$16.98	\$35,321	3.03	\$9.48	\$11.84	\$15.83	\$20.91	\$26.35	\$19,712	\$24,632	\$32,934	\$43,499	\$54,798
21-1022	Healthcare Social Workers	70	14.5	\$17.81	\$37,049	5.01	\$8.65	\$12.53	\$16.54	\$21.74	\$28.63	\$18,002	\$26,067	\$34,398	\$45,225	\$59,560
21-1023	Mental Health and Substance Abuse Social Workers	50	31.35	\$18.36	\$38,197	11.26	\$10.04	\$12.08	\$16.98	\$24.88	\$28.53	\$20,880	\$25,128	\$35,324	\$51,751	\$59,344
21-1029	Social Workers, All Other	40	26.42	\$20.71	\$43,068	4.3	\$15.05	\$16.69	\$19.75	\$23.64	\$27.99	\$31,311	\$34,723	\$41,085	\$49,171	\$58,222

Occupational Code	Occupational Title	Employment Estimate	Employment Percentage Relative Standard Error	Average Hourly Wage	Average Annual Wage	Wage Percentage Relative Standard Error	10th Percentile (Hourly)	25th Percentile (Hourly)	50th Percentile (Hourly)	75th Percentile (Hourly)	90th Percentile (Hourly)	10th Percentile (Annual)	25th Percentile (Annual)	50th Percentile (Annual)	75th Percentile (Annual)	90th Percentile (Annual)
21-1091	Health Educators	70	30.52	\$15.86	\$32,996	3.91	\$9.23	\$11.17	\$14.01	\$20.95	\$24.95	\$19,199	\$23,237	\$29,147	\$43,567	\$51,894
21-1093	Social and Human Service Assistants	180	18.94	\$12.37	\$25,736	2.32	\$8.29	\$9.73	\$12.12	\$14.55	\$17.13	\$17,249	\$20,237	\$25,219	\$30,256	\$35,634
21-1798	Community and Social Service Specialists, All Other*	100	9.61	\$18.56	\$38,610	7.84	\$8.20	\$10.17	\$16.97	\$21.85	\$32.12	\$17,061	\$21,158	\$35,293	\$45,443	\$66,808
21-2011	Clergy	20	49.73	\$19.90	\$41,383	5.26	\$15.05	\$16.03	\$17.68	\$24.14	\$27.80	\$31,310	\$33,336	\$36,784	\$50,206	\$57,816
23-0000	Legal Occupations	280	18.64	\$29.59	\$61,539	10.44	\$12.98	\$16.41	\$24.95	\$34.92	\$59.74	\$26,989	\$34,142	\$51,898	\$72,637	\$124,269
23-1011	Lawyers	70	18.65	\$33.87	\$70,447	8.32	\$23.51	\$25.63	\$27.85	\$34.80	\$44.31	\$48,911	\$53,311	\$57,920	\$72,389	\$92,155
23-1023	Judges, Magistrate Judges, and Magistrates	50	14.23	\$49.46	\$102,884	12.34	\$17.16	\$36.33	\$59.74	\$59.75	\$62.44	\$35,688	\$75,566	\$124,267	\$124,280	\$129,867
23-2011	Paralegals and Legal Assistants*			\$15.53	\$32,312	6.69	\$10.17	\$11.65	\$15.45	\$17.63	\$20.91	\$21,156	\$24,236	\$32,134	\$36,666	\$43,490
23-2093	Title Examiners, Abstractors, and Searchers			\$16.97	\$35,306	4.15	\$12.07	\$12.78	\$13.96	\$23.46	\$26.80	\$25,102	\$26,575	\$29,032	\$48,804	\$55,754
23-2099	Legal Support Workers, All Other	40	28.16	\$20.78	\$43,213	5.98	\$13.26	\$15.48	\$19.57	\$25.31	\$30.66	\$27,572	\$32,202	\$40,705	\$52,646	\$63,774
25-0000	Education, Training, and Library Occupations	6,120	6.29	\$17.75	\$36,922	1.63	\$10.18	\$13.55	\$17.36	\$21.64	\$25.85	\$21,174	\$28,178	\$36,116	\$45,013	\$53,762
25-1011	Business Teachers, Postsecondary	40	10.97		\$48,646	4.69						\$31,837	\$40,645	\$46,815	\$58,955	\$70,112
25-1021	Computer Science Teachers, Postsecondary	30	18.18		\$51,896	8.96						\$21,904	\$44,904	\$56,525	\$66,071	\$71,840
25-1022	Mathematical Science Teachers, Postsecondary	20	12.89		\$44,629	5.36						\$23,488	\$35,085	\$45,738	\$54,741	\$63,101
25-1041	Agricultural Sciences Teachers, Postsecondary	50	23.54		\$41,339	3.4						\$23,979	\$33,759	\$40,169	\$48,147	\$58,183
25-1042	Biological Science Teachers, Postsecondary	20	16.55		\$53,839	6.36						\$34,155	\$40,787	\$52,196	\$64,583	\$81,942
25-1066	Psychology Teachers, Postsecondary	20	9.82		\$45,251	5.33						\$24,053	\$40,819	\$44,606	\$49,112	\$64,622
25-1072	Nursing Instructors and Teachers, Postsecondary	50	15.4		\$48,574	5.72						\$24,685	\$39,016	\$47,600	\$57,498	\$73,145
25-1081	Education Teachers, Postsecondary	30	8.54		\$45,913	6.84						\$23,367	\$36,572	\$44,266	\$57,798	\$70,107
25-1121	Art, Drama, and Music Teachers, Postsecondary	50	17.62		\$45,755	7.29						\$23,965	\$36,779	\$45,038	\$56,221	\$67,608
25-1122	Communications Teachers, Postsecondary	20	14.63		\$51,207	9.79						\$22,302	\$39,040	\$52,421	\$66,365	\$76,937
25-1123	English Language and Literature Teachers, Postsecondary	20	25.29		\$44,253	8.03						\$23,244	\$33,099	\$41,873	\$52,354	\$72,202
25-1124	Foreign Language and Literature Teachers, Postsecondary	10	12.52		\$50,141	5.5						\$34,302	\$40,544	\$47,350	\$57,779	\$75,098
25-1125	History Teachers, Postsecondary	20	11.74		\$42,970	9.37						\$22,911	\$28,376	\$41,086	\$51,447	\$71,025
25-1194	Vocational Education Teachers, Postsecondary	120	11.4	\$24.38	\$50,718	6.29	\$14.92	\$21.80	\$25.69	\$26.55	\$29.95	\$31,037	\$45,346	\$53,432	\$55,234	\$62,291
25-2011	Preschool Teachers, Except Special Education	250	23.69	\$14.12	\$29,363	10.47	\$8.57	\$10.13	\$13.54	\$17.54	\$21.03	\$17,828	\$21,078	\$28,170	\$36,476	\$43,750
25-2012	Kindergarten Teachers, Except Special Education	160	9.99		\$38,023	2.62						\$31,427	\$33,494	\$36,770	\$41,827	\$47,287
25-2021	Elementary School Teachers, Except Special Education	1,240	5.43		\$39,642	2.23						\$30,260	\$33,548	\$38,518	\$45,605	\$53,176
25-2022	Middle School Teachers, Except Special and Career/Technical Education	530	3.86		\$39,904	1.72						\$31,237	\$33,918	\$38,270	\$45,375	\$53,127
25-2031	Secondary School Teachers, Except Special and Career/Technical Education	810	4.55		\$40,238	1.75						\$31,158	\$34,087	\$39,106	\$45,973	\$53,189
25-2032	Career/Technical Education Teachers, Secondary School	120	22.46		\$38,801	5.08						\$22,852	\$31,820	\$39,510	\$46,788	\$54,164

Occupational Code	Occupational Title	Employment Estimate	Employment Percentage Relative Standard Error	Average Hourly Wage	Average Annual Wage	Wage Percentage Relative Standard Error	10th Percentile (Hourly)	25th Percentile (Hourly)	50th Percentile (Hourly)	75th Percentile (Hourly)	90th Percentile (Hourly)	10th Percentile (Annual)	25th Percentile (Annual)	50th Percentile (Annual)	75th Percentile (Annual)	90th Percentile (Annual)
25-2041	Special Education Teachers, Preschool, Kindergarten, and Elementary School*	160	2.36		\$43,836	2.63						\$31,334	\$35,834	\$42,441	\$49,316	\$58,719
25-2053	Special Education Teachers, Middle School	60	7.64		\$42,908	3.07						\$30,895	\$35,289	\$41,709	\$47,644	\$57,647
25-2054	Special Education Teachers, Secondary School	90	15.05		\$42,650	2.68						\$31,834	\$34,369	\$38,546	\$47,771	\$57,990
25-3011	Adult Basic and Secondary Education and Literacy Teachers and Instructors	80	15.45	\$16.99	\$35,336	2.9	\$12.91	\$14.27	\$16.33	\$18.43	\$22.61	\$26,847	\$29,673	\$33,964	\$38,336	\$47,022
25-3021	Self-Enrichment Education Teachers	40	23.04	\$17.73	\$36,879	2.42	\$13.10	\$14.98	\$16.75	\$19.24	\$24.78	\$27,241	\$31,169	\$34,844	\$40,026	\$51,540
25-3999	Teachers and Instructors, All Other*	340	46.63		\$33,948	7.03						\$25,265	\$27,902	\$32,972	\$37,788	\$44,760
25-4021	Librarians	90	19.14	\$21.58	\$44,881	3.18	\$12.25	\$15.07	\$21.37	\$27.76	\$32.67	\$25,487	\$31,351	\$44,455	\$57,744	\$67,963
25-4031	Library Technicians	230	22.4	\$11.98	\$24,908	2.64	\$8.10	\$9.29	\$11.36	\$13.87	\$17.23	\$16,847	\$19,327	\$23,632	\$28,860	\$35,828
25-9021	Farm and Home Management Advisors	20	16.11	\$12.46	\$25,915	4.84	\$8.21	\$10.25	\$11.77	\$13.33	\$20.06	\$17,086	\$21,329	\$24,481	\$27,722	\$41,716
25-9031	Instructional Coordinators	60	14.77	\$27.74	\$57,691	3.61	\$20.47	\$23.59	\$26.90	\$32.00	\$36.27	\$42,573	\$49,076	\$55,947	\$66,551	\$75,450
25-9041	Teacher Assistants	1,030	6.53		\$23,355	1.94						\$16,944	\$19,428	\$22,223	\$26,476	\$30,751
27-0000	Arts, Design, Entertainment, Sports, and Media Occupations	460	8.16	\$15.80	\$32,859	4.23	\$8.14	\$9.86	\$13.59	\$19.83	\$27.55	\$16,937	\$20,500	\$28,258	\$41,240	\$57,307
27-1023	Floral Designers	50	30.65	\$10.67	\$22,200	9.71	\$8.21	\$8.85	\$9.88	\$12.09	\$14.88	\$17,067	\$18,409	\$20,547	\$25,138	\$30,958
27-1026	Merchandise Displayers and Window Trimmers			\$13.14	\$27,340	8.59	\$10.33	\$11.75	\$12.95	\$14.04	\$14.73	\$21,496	\$24,450	\$26,930	\$29,194	\$30,629
27-2022	Coaches and Scouts	80	14.58		\$28,557	4.16						\$16,999	\$19,058	\$22,982	\$34,891	\$46,803
27-3011	Radio and Television Announcers	20	20.11	\$18.50	\$38,477	27.6	\$8.92	\$10.57	\$14.80	\$28.00	\$30.43	\$18,546	\$21,986	\$30,785	\$58,243	\$63,292
27-3022	Reporters and Correspondents	30	35.51	\$10.57	\$21,976	14.32	\$7.73	\$8.44	\$10.63	\$13.01	\$14.06	\$16,072	\$17,559	\$22,109	\$27,055	\$29,243
27-3031	Public Relations Specialists	90	23.37	\$21.12	\$43,926	4.18	\$12.48	\$16.11	\$19.78	\$25.28	\$31.26	\$25,967	\$33,510	\$41,145	\$52,579	\$65,025
27-3041	Editors	60	42.02	\$14.10	\$29,326	21.55	\$7.58	\$7.88	\$12.21	\$17.26	\$26.84	\$15,759	\$16,399	\$25,397	\$35,908	\$55,820
27-3091	Interpreters and Translators	30	22.79	\$19.10	\$39,722	6.6	\$10.29	\$12.63	\$16.27	\$25.25	\$28.95	\$21,393	\$26,269	\$33,850	\$52,516	\$60,212
27-4012	Broadcast Technicians	20	20.22	\$13.02	\$27,077	19.59	\$7.55	\$8.02	\$11.04	\$16.85	\$23.17	\$15,696	\$16,674	\$22,958	\$35,041	\$48,198
29-0000	Healthcare Practitioners and Technical Occupations	3,690	8.45	\$27.28	\$56,749	3.1	\$10.68	\$15.44	\$22.70	\$32.00	\$44.35	\$22,210	\$32,120	\$47,223	\$66,566	\$92,253
29-1011	Chiropractors	20	34.35	\$20.11	\$41,837	16.64	\$13.57	\$14.84	\$16.11	\$19.53	\$37.14	\$28,224	\$30,869	\$33,510	\$40,616	\$77,242
29-1021	Dentists, General			\$53.29	\$110,846	17.57	\$17.11	\$39.96	\$54.85	\$66.52	\$77.67	\$35,594	\$83,107	\$114,082	\$138,364	\$161,550
29-1031	Dietitians and Nutritionists	40	24.14	\$17.62	\$36,645	7.41	\$10.36	\$11.63	\$17.37	\$22.34	\$26.64	\$21,544	\$24,182	\$36,137	\$46,472	\$55,408
29-1041	Optometrists	20	38.71	\$37.84	\$78,712	16.1	\$13.54	\$31.81	\$40.91	\$48.32	\$54.11	\$28,156	\$66,164	\$85,087	\$100,500	\$112,547
29-1051	Pharmacists	80	33.36	\$48.95	\$101,820	6.47	\$26.32	\$46.27	\$51.06	\$56.61	\$67.39	\$54,750	\$96,250	\$106,208	\$117,747	\$140,171
29-1062	Family and General Practitioners	100	12.22	\$96.19	\$200,074	8.3	\$52.71	\$74.55				\$109,631	\$155,068			
29-1067	Surgeons	30	0.06	#####	\$237,099	17.63	\$76.67					\$159,466				
29-1069	Physicians and Surgeons, All Other	20	33.25	\$90.17	\$187,561	12.48	\$50.22	\$71.47				\$104,459	\$148,655			
29-1071	Physician Assistants	60	17.97	\$38.76	\$80,613	7.19	\$13.24	\$36.91	\$41.71	\$47.89	\$54.07	\$27,548	\$76,776	\$86,747	\$99,610	\$112,471
29-1111	Registered Nurses*	1,110	8.86	\$27.31	\$56,798	1.61	\$19.36	\$23.05	\$27.02	\$31.94	\$36.18	\$40,276	\$47,943	\$56,195	\$66,432	\$75,247
29-1122	Occupational Therapists	50	30.66	\$34.42	\$71,594	3.31	\$24.40	\$29.10	\$34.23	\$39.40	\$44.34	\$50,754	\$60,530	\$71,204	\$81,959	\$92,225
29-1123	Physical Therapists			\$37.98	\$78,998	4.11	\$29.05	\$31.61	\$35.83	\$42.42	\$55.93	\$60,433	\$65,743	\$74,531	\$88,244	\$116,333
29-1126	Respiratory Therapists	30	14.82	\$22.85	\$47,520	3.76	\$16.95	\$19.57	\$22.38	\$26.78	\$29.44	\$35,261	\$40,713	\$46,541	\$55,693	\$61,235
29-1127	Speech-Language Pathologists	90	14.97	\$36.35	\$75,600	3.25	\$20.68	\$31.28	\$37.18	\$42.20	\$45.73	\$43,019	\$65,066	\$77,327	\$87,779	\$95,124
29-1128	Therapists, All Other*	30	15.71	\$25.64	\$53,327	4.24	\$19.43	\$21.88	\$23.43	\$27.97	\$36.48	\$40,424	\$45,518	\$48,731	\$58,170	\$75,879
29-1131	Veterinarians	30	20.07	\$28.37	\$59,007	13.31	\$15.71	\$17.29	\$29.84	\$38.22	\$42.33	\$32,669	\$35,960	\$62,069	\$79,494	\$88,043

Occupational Code	Occupational Title	Employment Estimate	Employment Percentage Relative Standard Error	Average Hourly Wage	Average Annual Wage	Wage Percentage Relative Standard Error	10th Percentile (Hourly)	25th Percentile (Hourly)	50th Percentile (Hourly)	75th Percentile (Hourly)	90th Percentile (Hourly)	10th Percentile (Annual)	25th Percentile (Annual)	50th Percentile (Annual)	75th Percentile (Annual)	90th Percentile (Annual)
29-2011	Medical and Clinical Laboratory Technologists	70	11.74	\$25.36	\$52,745	2.23	\$18.98	\$22.34	\$25.49	\$28.57	\$32.62	\$39,481	\$46,471	\$53,020	\$59,424	\$67,855
29-2012	Medical and Clinical Laboratory Technicians	40	23.27	\$19.02	\$39,567	2.93	\$11.70	\$15.50	\$19.78	\$21.93	\$24.54	\$24,338	\$32,236	\$41,138	\$45,620	\$51,035
29-2021	Dental Hygienists	50	12.18	\$32.84	\$68,303	11.13	\$19.69	\$22.81	\$35.87	\$39.63	\$42.71	\$40,950	\$47,440	\$74,608	\$82,431	\$88,846
29-2037	Radiologic Technologists and Technicians*	130	14.87	\$24.45	\$50,854	2.04	\$16.69	\$20.31	\$24.94	\$28.22	\$32.62	\$34,718	\$42,236	\$51,868	\$58,703	\$67,847
29-2041	Emergency Medical Technicians and Paramedics	240	17.33	\$13.12	\$27,281	10.78	\$8.22	\$8.89	\$10.10	\$16.20	\$22.22	\$17,091	\$18,483	\$20,999	\$33,693	\$46,210
29-2051	Dietetic Technicians	50	28.47	\$11.03	\$22,940	8.9	\$7.52	\$7.74	\$11.84	\$13.38	\$14.37	\$15,641	\$16,104	\$24,620	\$27,826	\$29,892
29-2052	Pharmacy Technicians	160	7.47	\$11.96	\$24,872	2.61	\$9.48	\$10.49	\$11.80	\$13.37	\$14.79	\$19,726	\$21,817	\$24,554	\$27,812	\$30,762
29-2054	Respiratory Therapy Technicians	20	48.07	\$19.47	\$40,493	2.92	\$13.11	\$16.15	\$19.63	\$22.63	\$25.69	\$27,265	\$33,595	\$40,835	\$47,060	\$53,443
29-2055	Surgical Technologists	20	18.99	\$16.89	\$35,123	3.27	\$10.74	\$15.04	\$16.98	\$18.85	\$21.63	\$22,335	\$31,288	\$35,309	\$39,212	\$44,997
29-2056	Veterinary Technologists and Technicians			\$11.51	\$23,942	6.26	\$9.73	\$10.25	\$10.95	\$11.83	\$13.60	\$20,248	\$21,327	\$22,782	\$24,615	\$28,285
29-2061	Licensed Practical and Licensed Vocational Nurses	540	7.29	\$17.67	\$36,744	1.6	\$13.76	\$15.51	\$17.41	\$19.67	\$22.56	\$28,615	\$32,256	\$36,208	\$40,916	\$46,929
29-2071	Medical Records and Health Information Technicians	150	16.68	\$13.68	\$28,454	2.72	\$9.13	\$10.25	\$12.12	\$16.34	\$20.96	\$18,989	\$21,317	\$25,205	\$33,977	\$43,602
29-2081	Opticians, Dispensing	50	21.83	\$11.67	\$24,279	6.37	\$8.29	\$9.34	\$11.50	\$13.62	\$16.28	\$17,240	\$19,429	\$23,926	\$28,321	\$33,869
29-2799	Health Technologists and Technicians, All Other*	40	41.7													
29-9011	Occupational Health and Safety Specialists	50	44.47	\$21.07	\$43,825	12.9	\$13.39	\$15.82	\$18.08	\$24.63	\$35.16	\$27,857	\$32,915	\$37,612	\$51,234	\$73,139
29-9799	Healthcare Practitioners and Technical Workers, All Other*	20	0.09	\$14.84	\$30,872	2.06	\$10.35	\$11.70	\$13.21	\$16.89	\$23.10	\$21,526	\$24,340	\$27,476	\$35,141	\$48,042
31-0000	Healthcare Support Occupations	2,560	10.27	\$11.15	\$23,202	2.12	\$7.75	\$8.74	\$10.36	\$12.44	\$15.65	\$16,112	\$18,181	\$21,553	\$25,875	\$32,559
31-1011	Home Health Aides			\$8.77	\$18,243	2.39	\$7.51	\$7.72	\$8.41	\$9.33	\$10.87	\$15,612	\$16,064	\$17,484	\$19,416	\$22,618
31-1012	Nursing Aides, Orderlies, and Attendants*	1,190	7.43	\$10.78	\$22,419	1.48	\$8.34	\$9.51	\$10.60	\$11.82	\$13.89	\$17,339	\$19,777	\$22,056	\$24,585	\$28,887
31-2011	Occupational Therapy Assistants	20	14.61	\$19.90	\$41,384	3.27	\$15.63	\$16.75	\$18.50	\$22.66	\$26.88	\$32,511	\$34,848	\$38,482	\$47,133	\$55,918
31-2021	Physical Therapist Assistants	60	11.58	\$20.36	\$42,358	2.66	\$15.92	\$17.58	\$19.86	\$22.57	\$26.60	\$33,108	\$36,558	\$41,306	\$46,948	\$55,335
31-2022	Physical Therapist Aides	30	30.32	\$12.93	\$26,904	9	\$9.43	\$10.03	\$11.23	\$15.70	\$19.83	\$19,608	\$20,854	\$23,367	\$32,653	\$41,254
31-9011	Massage Therapists			\$29.29	\$60,914	23.09	\$10.33	\$19.00	\$36.97	\$41.11	\$43.59	\$21,484	\$39,518	\$76,901	\$85,511	\$90,676
31-9091	Dental Assistants	160	18.8	\$13.97	\$29,065	6.78	\$9.62	\$11.11	\$14.63	\$16.81	\$18.16	\$20,011	\$23,103	\$30,424	\$34,964	\$37,782
31-9092	Medical Assistants	200	9.66	\$12.36	\$25,708	2.04	\$9.52	\$10.61	\$12.22	\$13.81	\$15.36	\$19,795	\$22,065	\$25,409	\$28,717	\$31,948
31-9094	Medical Transcriptionists	80	27.28	\$15.60	\$32,457	1.63	\$10.17	\$12.38	\$15.37	\$17.93	\$22.23	\$21,160	\$25,751	\$31,977	\$37,295	\$46,232
31-9799	Healthcare Support Workers, All Other*	40	5.5	\$12.75	\$26,518	2.48	\$8.78	\$10.36	\$12.34	\$14.88	\$17.19	\$18,271	\$21,542	\$25,672	\$30,944	\$35,755
33-0000	Protective Service Occupations	3,180	2.66	\$18.23	\$37,920	6.96	\$10.85	\$13.46	\$18.60	\$21.10	\$27.74	\$22,575	\$27,993	\$38,683	\$43,882	\$57,702
33-1011	First-Line Supervisors of Correctional Officers	160	3.07	\$29.69	\$61,762	3.08	\$23.31	\$26.29	\$31.04	\$32.60	\$35.86	\$48,489	\$54,693	\$64,571	\$67,818	\$74,586
33-1012	First-Line Supervisors of Police and Detectives	70	3.72	\$29.07	\$60,457	6.5	\$17.17	\$20.97	\$27.17	\$40.57	\$42.60	\$35,717	\$43,609	\$56,513	\$84,386	\$88,599
33-1021	First-Line Supervisors of Fire Fighting and Prevention Workers			\$22.44	\$46,681	3.11	\$18.53	\$20.26	\$22.37	\$24.90	\$27.58	\$38,544	\$42,139	\$46,535	\$51,783	\$57,364
33-1099	First-Line Supervisors of Protective Service Workers, All Other			\$22.80	\$47,423	3.7	\$16.13	\$18.07	\$22.58	\$27.09	\$30.87	\$33,555	\$37,579	\$46,969	\$56,338	\$64,212
33-2011	Firefighters			\$17.51	\$36,431	1.96	\$13.98	\$15.66	\$17.36	\$19.87	\$22.42	\$29,069	\$32,564	\$36,118	\$41,330	\$46,642
33-3012	Correctional Officers and Jailers	1,740	2.63													
33-3051	Police and Sheriff's Patrol Officers	580	11.31	\$18.86	\$39,230	5.08	\$11.83	\$14.04	\$17.24	\$22.08	\$32.34	\$24,617	\$29,202	\$35,861	\$45,926	\$67,262
33-9032	Security Guards	50	32.46	\$13.19	\$27,430	4.87	\$10.05	\$10.86	\$12.14	\$15.80	\$19.16	\$20,910	\$22,598	\$25,246	\$32,864	\$39,854

Occupational Code	Occupational Title	Employment Estimate	Employment Percentage Relative Standard Error	Average Hourly Wage	Average Annual Wage	Wage Percentage Relative Standard Error	10th Percentile (Hourly)	25th Percentile (Hourly)	50th Percentile (Hourly)	75th Percentile (Hourly)	90th Percentile (Hourly)	10th Percentile (Annual)	25th Percentile (Annual)	50th Percentile (Annual)	75th Percentile (Annual)	90th Percentile (Annual)
33-9092	Lifeguards, Ski Patrol, and Other Recreational Protective Service Workers	100	37.42	\$9.15	\$19,030	3.08	\$7.74	\$8.23	\$8.98	\$9.97	\$11.19	\$16,097	\$17,110	\$18,676	\$20,734	\$23,266
33-9099	Protective Service Workers, All Other*	140	3.14	\$12.95	\$26,933	3.73	\$8.54	\$9.89	\$11.47	\$13.88	\$21.13	\$17,760	\$20,569	\$23,859	\$28,869	\$43,955
35-0000	Food Preparation and Serving Related Occupations	5,530	3.33	\$9.82	\$20,431	3.78	\$7.57	\$7.95	\$8.77	\$10.36	\$13.42	\$15,738	\$16,526	\$18,241	\$21,547	\$27,912
35-1011	Chefs and Head Cooks	20	41.32	\$14.31	\$29,775	13.19	\$8.25	\$9.89	\$13.56	\$16.88	\$19.01	\$17,157	\$20,566	\$28,206	\$35,113	\$39,532
35-1012	First-Line Supervisors of Food Preparation and Serving Workers	400	9.92	\$14.54	\$30,250	6.45	\$9.09	\$10.30	\$12.93	\$16.17	\$24.11	\$18,899	\$21,416	\$26,885	\$33,630	\$50,140
35-2011	Cooks, Fast Food	350	23.02	\$8.36	\$17,391	3.43	\$7.59	\$7.91	\$8.43	\$8.94	\$9.25	\$15,795	\$16,454	\$17,528	\$18,601	\$19,245
35-2012	Cooks, Institution and Cafeteria	490	7.2	\$13.93	\$28,975	12.53	\$7.96	\$8.87	\$11.25	\$21.01	\$22.84	\$16,563	\$18,453	\$23,401	\$43,690	\$47,512
35-2014	Cooks, Restaurant	560	10.79	\$9.74	\$20,264	5.39	\$7.81	\$8.38	\$9.34	\$10.92	\$11.91	\$16,252	\$17,433	\$19,427	\$22,721	\$24,780
35-2021	Food Preparation Workers	460	8.51	\$10.26	\$21,335	2.48	\$7.77	\$8.47	\$9.73	\$11.41	\$13.80	\$16,169	\$17,622	\$20,230	\$23,728	\$28,704
35-3011	Bartenders	220	45.66	\$8.62	\$17,940	7.82	\$7.44	\$7.55	\$7.72	\$8.84	\$11.38	\$15,479	\$15,694	\$16,053	\$18,393	\$23,661
35-3021	Combined Food Preparation and Serving Workers, Including Fast Food	1,220	15.62	\$8.22	\$17,097	2.18	\$7.49	\$7.71	\$8.25	\$8.87	\$9.25	\$15,579	\$16,045	\$17,159	\$18,454	\$19,231
35-3022	Counter Attendants, Cafeteria, Food Concession, and Coffee Shop			\$8.28	\$17,223	3.88	\$7.55	\$7.83	\$8.37	\$8.93	\$9.26	\$15,696	\$16,291	\$17,414	\$18,570	\$19,268
35-3031	Waiters and Waitresses			\$9.43	\$19,623	4.99	\$7.57	\$7.97	\$8.75	\$10.58	\$12.56	\$15,739	\$16,582	\$18,190	\$22,014	\$26,133
35-3041	Food Servers, Nonrestaurant			\$8.68	\$18,053	2.6	\$7.57	\$7.97	\$8.61	\$9.25	\$10.68	\$15,747	\$16,574	\$17,906	\$19,238	\$22,220
35-9011	Dining Room and Cafeteria Attendants and Bartender Helpers			\$8.19	\$17,025	3.69	\$7.44	\$7.55	\$7.73	\$8.66	\$9.65	\$15,465	\$15,696	\$16,081	\$18,017	\$20,079
35-9021	Dishwashers	210	29.24	\$8.42	\$17,518	4.05	\$7.48	\$7.69	\$8.32	\$9.06	\$10.22	\$15,568	\$15,990	\$17,309	\$18,850	\$21,248
35-9031	Hosts and Hostesses, Restaurant, Lounge, and Coffee Shop			\$8.57	\$17,835	5.34	\$7.56	\$7.94	\$8.56	\$9.19	\$10.46	\$15,724	\$16,505	\$17,810	\$19,115	\$21,747
37-0000	Building and Grounds Cleaning and Maintenance Occupations	2,450	4.99	\$10.77	\$22,409	1.87	\$7.68	\$8.32	\$9.65	\$12.38	\$15.73	\$15,968	\$17,295	\$20,062	\$25,753	\$32,722
37-1011	First-Line Supervisors of Housekeeping and Janitorial Workers	90	13.11	\$14.83	\$30,853	3.41	\$10.16	\$11.34	\$13.92	\$17.46	\$21.55	\$21,142	\$23,578	\$28,951	\$36,307	\$44,834
37-1012	First-Line Supervisors of Landscaping, Lawn Service, and Groundskeeping Workers	30	16.41	\$20.75	\$43,156	7.2	\$13.77	\$16.88	\$20.05	\$22.89	\$29.26	\$28,645	\$35,107	\$41,712	\$47,614	\$60,856
37-2011	Janitors and Cleaners, Except Maids and Housekeeping Cleaners	1,210	5.45	\$11.07	\$23,034	2.16	\$7.77	\$8.66	\$10.46	\$12.93	\$15.51	\$16,171	\$18,004	\$21,765	\$26,891	\$32,271
37-2012	Maids and Housekeeping Cleaners	710	9.04	\$8.74	\$18,178	2.17	\$7.55	\$7.90	\$8.57	\$9.23	\$10.98	\$15,711	\$16,435	\$17,822	\$19,208	\$22,829
37-3011	Landscaping and Groundskeeping Workers	390	19.31	\$11.70	\$24,331	3.6	\$7.66	\$8.41	\$10.55	\$14.37	\$17.85	\$15,937	\$17,484	\$21,937	\$29,899	\$37,118
37-3012	Pesticide Handlers, Sprayers, and Applicators, Vegetation	10	44.26	\$12.64	\$26,298	5.84	\$10.22	\$11.48	\$12.74	\$13.92	\$14.62	\$21,253	\$23,882	\$26,499	\$28,957	\$30,416
39-0000	Personal Care and Service Occupations	1,670	14.45	\$11.22	\$23,333	2.95	\$7.70	\$8.53	\$10.41	\$12.17	\$15.48	\$16,010	\$17,739	\$21,648	\$25,312	\$32,196
39-1021	First-Line Supervisors of Personal Service Workers	50	20.4	\$15.78	\$32,822	7.42	\$9.31	\$12.17	\$14.41	\$20.20	\$23.09	\$19,373	\$25,303	\$29,977	\$42,012	\$48,036
39-2021	Nonfarm Animal Caretakers	40	28.42	\$8.20	\$17,057	2.98	\$7.49	\$7.73	\$8.26	\$8.86	\$9.22	\$15,580	\$16,085	\$17,176	\$18,429	\$19,181
39-3091	Amusement and Recreation Attendants	120	35.11	\$9.56	\$19,894	4.78	\$7.63	\$8.17	\$9.06	\$10.83	\$12.93	\$15,875	\$16,987	\$18,838	\$22,529	\$26,892
39-3099	Entertainment Attendants and Related Workers, All Other	40	25.72	\$9.82	\$20,432	7.55	\$7.66	\$8.23	\$9.12	\$10.16	\$12.57	\$15,924	\$17,125	\$18,974	\$21,135	\$26,141
39-4021	Funeral Attendants	40	22.31	\$13.29	\$27,633	5.16	\$8.79	\$11.51	\$13.15	\$14.75	\$16.52	\$18,286	\$23,939	\$27,345	\$30,675	\$34,371

Occupational Code	Occupational Title	Employment Estimate	Employment Percentage Relative Standard Error	Average Hourly Wage	Average Annual Wage	Wage Percentage Relative Standard Error	10th Percentile (Hourly)	25th Percentile (Hourly)	50th Percentile (Hourly)	75th Percentile (Hourly)	90th Percentile (Hourly)	10th Percentile (Annual)	25th Percentile (Annual)	50th Percentile (Annual)	75th Percentile (Annual)	90th Percentile (Annual)
39-4831	Funeral Service Managers, Directors, Morticians, and Undertakers	40	17.46	\$27.80	\$57,827	14.63	\$14.50	\$16.53	\$32.95	\$36.13	\$39.04	\$30,161	\$34,373	\$68,546	\$75,156	\$81,197
39-7011	Tour Guides and Escorts	10	9.85	\$11.73	\$24,402	6.56	\$7.59	\$8.51	\$11.99	\$15.05	\$15.06	\$15,786	\$17,708	\$24,930	\$31,310	\$31,319
39-9011	Childcare Workers	310	24.9	\$10.87	\$22,606	6.54	\$7.67	\$8.64	\$10.36	\$12.32	\$15.67	\$15,944	\$17,969	\$21,541	\$25,626	\$32,591
39-9021	Personal Care Aides	640	33.38	\$10.09	\$20,983	4.36	\$7.71	\$8.53	\$10.39	\$11.53	\$12.28	\$16,032	\$17,733	\$21,616	\$23,978	\$25,538
39-9031	Fitness Trainers and Aerobics Instructors	70	31.02	\$14.96	\$31,116	8.8	\$7.97	\$8.91	\$13.47	\$17.98	\$27.40	\$16,578	\$18,539	\$28,016	\$37,402	\$56,988
39-9032	Recreation Workers	210	12.57	\$11.15	\$23,184	4.55	\$7.71	\$8.48	\$10.22	\$12.79	\$16.55	\$16,040	\$17,648	\$21,256	\$26,612	\$34,417
39-9041	Residential Advisors	20	22.88	\$12.92	\$26,869	7.06	\$9.34	\$10.18	\$11.22	\$14.84	\$17.72	\$19,433	\$21,178	\$23,337	\$30,878	\$36,863
41-0000	Sales and Related Occupations	6,580	4.37	\$13.22	\$27,501	4.52	\$7.58	\$8.24	\$9.52	\$13.99	\$21.65	\$15,773	\$17,146	\$19,804	\$29,102	\$45,024
41-1011	First-Line Supervisors of Retail Sales Workers	660	12.25	\$15.91	\$33,095	6.61	\$10.26	\$11.57	\$14.23	\$19.37	\$23.53	\$21,332	\$24,069	\$29,591	\$40,292	\$48,937
41-1012	First-Line Supervisors of Non-Retail Sales Workers	30	42.15	\$34.60	\$71,970	7.7	\$27.83	\$29.97	\$32.40	\$34.65	\$36.56	\$57,896	\$62,347	\$67,400	\$72,074	\$76,050
41-2011	Cashiers	2,680	10.75	\$8.58	\$17,856	1.9	\$7.54	\$7.65	\$8.40	\$9.15	\$10.20	\$15,690	\$15,907	\$17,471	\$19,036	\$21,214
41-2021	Counter and Rental Clerks	260	41.95	\$11.99	\$24,931	4.65	\$7.82	\$9.48	\$11.45	\$13.74	\$16.08	\$16,271	\$19,715	\$23,825	\$28,575	\$33,443
41-2022	Parts Salespersons	180	36.84	\$12.34	\$25,670	4.47	\$8.29	\$9.41	\$11.34	\$14.80	\$18.03	\$17,236	\$19,565	\$23,582	\$30,787	\$37,493
41-2031	Retail Salespersons	1,630	9.44	\$11.41	\$23,731	3.32	\$7.69	\$8.40	\$9.62	\$12.28	\$17.76	\$15,993	\$17,482	\$20,017	\$25,550	\$36,932
41-3011	Advertising Sales Agents	100	26.76	\$14.45	\$30,049	6.86	\$8.38	\$11.60	\$15.46	\$17.40	\$18.56	\$17,428	\$24,129	\$32,161	\$36,197	\$38,607
41-3021	Insurance Sales Agents	220	12.32	\$20.34	\$42,302	6.9	\$11.82	\$14.27	\$17.99	\$24.67	\$30.15	\$24,580	\$29,681	\$37,421	\$51,307	\$62,706
41-3099	Sales Representatives, Services, All Other	80	38.66	\$23.60	\$49,089	12.37	\$8.81	\$13.27	\$19.41	\$31.64	\$45.81	\$18,317	\$27,598	\$40,378	\$65,818	\$95,287
41-4011	Sales Representatives, Wholesale and Manufacturing, Technical and Scientific Products	110	19.47	\$22.08	\$45,922	13.76	\$12.66	\$14.03	\$17.76	\$24.77	\$42.60	\$26,340	\$29,188	\$36,943	\$51,517	\$88,615
41-4012	Sales Representatives, Wholesale and Manufacturing, Except Technical and Scientific Products	510	21.57	\$31.07	\$64,620	13.43	\$10.71	\$13.90	\$20.68	\$30.83	\$75.47	\$22,283	\$28,919	\$43,024	\$64,123	\$156,976
41-9799	Sales and Related Workers, All Other*	70	14.7	\$12.24	\$25,455	6.87	\$7.74	\$8.54	\$10.43	\$14.32	\$18.83	\$16,109	\$17,756	\$21,690	\$29,784	\$39,172
43-0000	Office and Administrative Support Occupations	10,910	3.29	\$13.76	\$28,629	1.48	\$8.18	\$9.63	\$12.33	\$16.60	\$22.25	\$17,014	\$20,029	\$25,655	\$34,529	\$46,285
43-1011	First-Line Supervisors of Office and Administrative Support Workers	490	9.97	\$20.77	\$43,195	2.79	\$12.06	\$15.79	\$19.84	\$24.32	\$31.11	\$25,084	\$32,847	\$41,271	\$50,586	\$64,717
43-2011	Switchboard Operators, Including Answering Service	60	12.7	\$14.65	\$30,478	5.1	\$8.63	\$10.95	\$14.02	\$17.51	\$22.95	\$17,960	\$22,773	\$29,152	\$36,417	\$47,746
43-3011	Bill and Account Collectors	60	11.64	\$17.13	\$35,627	5.66	\$10.55	\$12.01	\$14.06	\$21.54	\$25.47	\$21,953	\$24,989	\$29,254	\$44,797	\$52,979
43-3021	Billing and Posting Clerks	200	20.01	\$13.27	\$27,594	2.26	\$9.68	\$11.17	\$12.96	\$14.60	\$17.42	\$20,125	\$23,236	\$26,949	\$30,370	\$36,237
43-3031	Bookkeeping, Accounting, and Auditing Clerks	1,330	8.89	\$13.48	\$28,032	2.19	\$7.84	\$9.35	\$12.62	\$16.47	\$20.90	\$16,302	\$19,451	\$26,250	\$34,250	\$43,466
43-3051	Payroll and Timekeeping Clerks	100	29.4	\$16.68	\$34,698	6.35	\$8.93	\$13.02	\$17.94	\$20.79	\$22.41	\$18,571	\$27,088	\$37,315	\$43,245	\$46,613
43-3061	Procurement Clerks	20	18.37	\$13.15	\$27,353	6.83	\$8.01	\$9.14	\$11.88	\$16.50	\$21.71	\$16,653	\$19,013	\$24,714	\$34,330	\$45,157
43-3071	Tellers	570	22.62	\$11.27	\$23,446	2.39	\$9.62	\$10.27	\$11.15	\$12.19	\$13.82	\$20,017	\$21,356	\$23,193	\$25,355	\$28,750
43-4031	Court, Municipal, and License Clerks	270	7.66	\$15.35	\$31,920	4.17	\$8.40	\$10.96	\$14.86	\$19.47	\$23.52	\$17,472	\$22,807	\$30,900	\$40,508	\$48,932
43-4051	Customer Service Representatives	420	34.89	\$11.24	\$23,373	8.3	\$7.69	\$8.28	\$9.25	\$13.03	\$17.61	\$16,002	\$17,218	\$19,242	\$27,113	\$36,639
43-4061	Eligibility Interviewers, Government Programs	100	13.96	\$17.54	\$36,488	7.91	\$10.88	\$13.06	\$15.52	\$22.64	\$30.45	\$22,635	\$27,170	\$32,272	\$47,084	\$63,337
43-4071	File Clerks	80	17.18	\$12.65	\$26,318	3.37	\$9.50	\$10.44	\$11.95	\$14.83	\$17.56	\$19,766	\$21,718	\$24,856	\$30,853	\$36,528
43-4081	Hotel, Motel, and Resort Desk Clerks	390	13.92	\$8.79	\$18,284	4.2	\$7.67	\$8.07	\$8.68	\$9.28	\$10.81	\$15,946	\$16,792	\$18,045	\$19,311	\$22,478
43-4111	Interviewers, Except Eligibility and Loan	60	26.33	\$14.80	\$30,775	5.58	\$9.50	\$11.81	\$14.03	\$17.84	\$21.38	\$19,757	\$24,575	\$29,173	\$37,117	\$44,471
43-4121	Library Assistants, Clerical	50	9.92	\$12.59	\$26,183	2.11	\$7.70	\$9.20	\$12.41	\$16.48	\$16.72	\$16,023	\$19,146	\$25,817	\$34,284	\$34,787

Occupational Code	Occupational Title	Employment Estimate	Employment Percentage Relative Standard Error	Average Hourly Wage	Average Annual Wage	Wage Percentage Relative Standard Error	10th Percentile (Hourly)	25th Percentile (Hourly)	50th Percentile (Hourly)	75th Percentile (Hourly)	90th Percentile (Hourly)	10th Percentile (Annual)	25th Percentile (Annual)	50th Percentile (Annual)	75th Percentile (Annual)	90th Percentile (Annual)
43-4131	Loan Interviewers and Clerks	90	17.05	\$15.58	\$32,412	8.38	\$11.04	\$12.25	\$14.04	\$16.29	\$22.81	\$22,957	\$25,479	\$29,208	\$33,874	\$47,450
43-4141	New Accounts Clerks	90	38.5	\$14.13	\$29,388	12.18	\$8.41	\$10.77	\$13.35	\$16.06	\$22.38	\$17,496	\$22,409	\$27,775	\$33,408	\$46,543
43-4151	Order Clerks	60	44.73	\$14.13	\$29,389	6.74	\$7.88	\$8.64	\$10.52	\$22.92	\$26.54	\$16,387	\$17,968	\$21,884	\$47,681	\$55,209
43-4161	Human Resources Assistants, Except Payroll and Timekeeping	50	15.89	\$15.68	\$32,606	2.78	\$8.42	\$10.70	\$15.79	\$18.36	\$23.56	\$17,512	\$22,252	\$32,841	\$38,198	\$48,999
43-4171	Receptionists and Information Clerks	520	9.03	\$10.53	\$21,899	2.53	\$7.68	\$8.46	\$10.23	\$12.27	\$14.13	\$15,971	\$17,606	\$21,277	\$25,528	\$29,391
43-4199	Information and Record Clerks, All Other	90	10.37	\$16.48	\$34,279	2.39	\$11.76	\$13.34	\$14.81	\$20.69	\$24.25	\$24,463	\$27,742	\$30,796	\$43,040	\$50,430
43-5031	Police, Fire, and Ambulance Dispatchers	90	11.49	\$14.17	\$29,483	4.33	\$9.61	\$11.01	\$13.20	\$16.84	\$21.53	\$19,982	\$22,901	\$27,453	\$35,024	\$44,792
43-5032	Dispatchers, Except Police, Fire, and Ambulance	120	17.11	\$17.78	\$36,989	12.5	\$8.32	\$9.65	\$13.31	\$24.96	\$34.77	\$17,310	\$20,071	\$27,680	\$51,910	\$72,326
43-5041	Meter Readers, Utilities	50	21.88	\$19.42	\$40,401	10.65	\$12.76	\$15.95	\$19.10	\$22.29	\$27.39	\$26,538	\$33,170	\$39,730	\$46,359	\$56,974
43-5051	Postal Service Clerks	90	0.02	\$25.07	\$52,148	1.32	\$22.52	\$23.87	\$25.52	\$26.55	\$26.56	\$46,838	\$49,643	\$53,092	\$55,227	\$55,238
43-5052	Postal Service Mail Carriers	230	0.01	\$22.67	\$47,164	1.08	\$18.50	\$18.51	\$24.47	\$26.25	\$26.60	\$38,482	\$38,494	\$50,887	\$54,608	\$55,326
43-5053	Postal Service Mail Sorters, Processors, and Processing Machine Operators	110	0.02	\$13.99	\$29,102	1.06	\$9.46	\$9.99	\$11.18	\$16.80	\$25.52	\$19,676	\$20,771	\$23,247	\$34,949	\$53,090
43-5061	Production, Planning, and Expediting Clerks	20	23.47	\$28.30	\$58,871	5.89	\$21.64	\$24.50	\$26.22	\$32.62	\$37.27	\$45,017	\$50,956	\$54,534	\$67,848	\$77,519
43-5071	Shipping, Receiving, and Traffic Clerks	130	15.35	\$12.64	\$26,291	3.82	\$8.41	\$9.76	\$11.34	\$14.50	\$19.10	\$17,491	\$20,305	\$23,586	\$30,150	\$39,719
43-5081	Stock Clerks and Order Fillers	800	17.83	\$10.45	\$21,744	3.26	\$7.73	\$8.41	\$9.75	\$11.24	\$13.55	\$16,086	\$17,502	\$20,278	\$23,380	\$28,194
43-5111	Weighers, Measurers, Checkers, and Samplers, Recordkeeping	50	23.15													
43-6011	Executive Secretaries and Executive Administrative Assistants	530	11.31	\$17.73	\$36,880	4.07	\$9.50	\$13.32	\$17.25	\$21.43	\$25.82	\$19,750	\$27,703	\$35,871	\$44,578	\$53,702
43-6012	Legal Secretaries	160	43.78	\$16.72	\$34,779	15.36	\$8.89	\$10.87	\$17.06	\$19.80	\$25.86	\$18,495	\$22,612	\$35,479	\$41,191	\$53,786
43-6013	Medical Secretaries	220	13.37	\$12.16	\$25,299	3.73	\$8.87	\$10.01	\$11.37	\$13.56	\$17.07	\$18,452	\$20,814	\$23,647	\$28,209	\$35,515
43-6014	Secretaries and Administrative Assistants, Except Legal, Medical, and Executive	2,090	5.98	\$13.37	\$27,813	1.4	\$8.31	\$10.09	\$12.90	\$15.80	\$19.66	\$17,282	\$20,995	\$26,830	\$32,866	\$40,894
43-9021	Data Entry Keyers	90	18.76	\$11.09	\$23,071	2.29	\$8.08	\$9.09	\$10.67	\$12.85	\$14.77	\$16,797	\$18,900	\$22,194	\$26,724	\$30,711
43-9051	Mail Clerks and Mail Machine Operators, Except Postal Service	30	40.11	\$12.16	\$25,291	9.88	\$9.64	\$10.36	\$11.52	\$13.56	\$15.35	\$20,052	\$21,554	\$23,971	\$28,208	\$31,930
43-9061	Office Clerks, General	900	12.41	\$12.27	\$25,522	2.54	\$8.10	\$9.31	\$11.66	\$14.34	\$17.36	\$16,851	\$19,363	\$24,255	\$29,818	\$36,106
43-9799	Office and Administrative Support Workers, All Other*	30	10.42	\$14.94	\$31,072	5.9	\$10.63	\$12.18	\$13.46	\$15.73	\$24.55	\$22,109	\$25,339	\$27,987	\$32,723	\$51,056
45-0000	Farming, Fishing, and Forestry Occupations	720	25.72	\$11.88	\$24,700	9.22	\$7.52	\$7.85	\$8.87	\$14.69	\$21.39	\$15,646	\$16,322	\$18,441	\$30,562	\$44,492
45-2041	Graders and Sorters, Agricultural Products			\$9.22	\$19,172	5.14	\$7.56	\$7.92	\$8.49	\$9.06	\$10.54	\$15,716	\$16,466	\$17,658	\$18,851	\$21,933
45-2092	Farmworkers and Laborers, Crop, Nursery, and Greenhouse	150	12.72													
45-2093	Farmworkers, Farm, Ranch, and Aquacultural Animals			\$11.86	\$24,676	7.43	\$8.11	\$9.31	\$11.59	\$14.10	\$15.55	\$16,874	\$19,373	\$24,117	\$29,329	\$32,349
47-0000	Construction and Extraction Occupations	3,430	3.57	\$17.30	\$35,986	2.74	\$10.19	\$12.39	\$15.73	\$20.46	\$26.60	\$21,198	\$25,770	\$32,724	\$42,556	\$55,325
47-1011	First-Line Supervisors of Construction Trades and Extraction Workers	290	11.46	\$25.85	\$53,778	3.07	\$15.64	\$18.23	\$25.16	\$30.13	\$40.88	\$32,525	\$37,928	\$52,334	\$62,677	\$85,025
47-2031	Carpenters	320	22.65	\$14.59	\$30,352	9.35	\$8.34	\$10.38	\$13.33	\$15.27	\$19.03	\$17,355	\$21,599	\$27,731	\$31,762	\$39,578
47-2051	Cement Masons and Concrete Finishers	80	19.95	\$14.34	\$29,825	8.36	\$9.42	\$11.02	\$13.36	\$15.89	\$22.16	\$19,584	\$22,923	\$27,783	\$33,043	\$46,084
47-2061	Construction Laborers	430	17.94	\$13.14	\$27,334	3.11	\$9.15	\$10.84	\$13.42	\$15.28	\$17.25	\$19,026	\$22,540	\$27,906	\$31,784	\$35,878

Occupational Code	Occupational Title	Employment Estimate	Employment Percentage Relative Standard Error	Average Hourly Wage	Average Annual Wage	Wage Percentage Relative Standard Error	10th Percentile (Hourly)	25th Percentile (Hourly)	50th Percentile (Hourly)	75th Percentile (Hourly)	90th Percentile (Hourly)	10th Percentile (Annual)	25th Percentile (Annual)	50th Percentile (Annual)	75th Percentile (Annual)	90th Percentile (Annual)
47-2071	Paving, Surfacing, and Tamping Equipment Operators	120	31.35	\$16.51	\$34,337	2.75	\$13.10	\$14.64	\$16.41	\$18.29	\$20.38	\$27,257	\$30,442	\$34,134	\$38,038	\$42,394
47-2073	Operating Engineers and Other Construction Equipment Operators	370	15.92	\$16.52	\$34,360	3.9	\$10.38	\$13.26	\$16.71	\$19.18	\$22.16	\$21,594	\$27,584	\$34,748	\$39,893	\$46,089
47-2111	Electricians	300	21.52	\$24.38	\$50,701	8.26	\$13.33	\$18.24	\$23.38	\$28.80	\$39.15	\$27,729	\$37,948	\$48,626	\$59,907	\$81,435
47-2151	Pipelayers			\$16.39	\$34,089	3.43	\$12.00	\$13.48	\$15.94	\$19.20	\$21.78	\$24,966	\$28,032	\$33,165	\$39,930	\$45,298
47-2152	Plumbers, Pipefitters, and Steamfitters	230	23.21	\$16.84	\$35,024	6.3	\$10.28	\$11.42	\$15.71	\$21.61	\$25.97	\$21,385	\$23,759	\$32,685	\$44,943	\$54,009
47-2221	Structural Iron and Steel Workers			\$18.52	\$38,517	16.53	\$11.38	\$14.92	\$18.44	\$22.74	\$24.76	\$23,679	\$31,031	\$38,347	\$47,301	\$51,509
47-3012	Helpers--Carpenters			\$10.91	\$22,700	4.72	\$9.80	\$10.25	\$10.87	\$11.49	\$12.14	\$20,393	\$21,314	\$22,606	\$23,899	\$25,259
47-4011	Construction and Building Inspectors	30	10.17	\$19.91	\$41,403	2.87	\$15.17	\$16.45	\$18.54	\$23.32	\$27.36	\$31,558	\$34,206	\$38,556	\$48,500	\$56,908
47-4051	Highway Maintenance Workers	360	5	\$17.32	\$36,020	4.87	\$11.72	\$13.79	\$17.91	\$20.61	\$23.54	\$24,369	\$28,677	\$37,261	\$42,864	\$48,954
47-4071	Septic Tank Servicers and Sewer Pipe Cleaners			\$15.43	\$32,103	6.18	\$10.35	\$12.20	\$14.87	\$18.29	\$22.50	\$21,527	\$25,379	\$30,924	\$38,052	\$46,803
47-5012	Rotary Drill Operators, Oil and Gas	110	39.18	\$23.24	\$48,339	8.58	\$16.24	\$18.16	\$21.88	\$25.13	\$37.08	\$33,772	\$37,783	\$45,510	\$52,263	\$77,119
47-5013	Service Unit Operators, Oil, Gas, and Mining	70	13.4	\$18.66	\$38,817	5.94	\$12.50	\$15.28	\$18.18	\$21.40	\$26.20	\$25,997	\$31,783	\$37,807	\$44,507	\$54,494
47-5071	Roustabouts, Oil and Gas	280	17.92	\$13.68	\$28,448	7.13	\$10.21	\$11.04	\$12.63	\$15.33	\$19.97	\$21,246	\$22,968	\$26,270	\$31,896	\$41,538
49-0000	Installation, Maintenance, and Repair Occupations	3,360	6.74	\$18.15	\$37,756	2.99	\$9.43	\$11.95	\$16.14	\$22.97	\$31.11	\$19,607	\$24,864	\$33,567	\$47,769	\$64,712
49-1011	First-Line Supervisors of Mechanics, Installers, and Repairers	210	11.61	\$26.90	\$55,957	3.77	\$14.94	\$19.09	\$26.27	\$33.27	\$40.32	\$31,075	\$39,713	\$54,636	\$69,206	\$83,858
49-2011	Computer, Automated Teller, and Office Machine Repairers	40	28.05	\$16.98	\$35,314	10.19	\$9.72	\$12.35	\$15.93	\$19.47	\$29.00	\$20,224	\$25,687	\$33,134	\$40,502	\$60,316
49-2021	Radio, Cellular, and Tower Equipment Installers and Repairers	20	14.96	\$16.51	\$34,348	3.35	\$12.18	\$13.19	\$15.15	\$17.51	\$21.96	\$25,325	\$27,433	\$31,519	\$36,414	\$45,679
49-2022	Telecommunications Equipment Installers and Repairers, Except Line Installers	100	25.36	\$24.92	\$51,825	7.62	\$11.47	\$20.54	\$27.04	\$30.82	\$33.78	\$23,855	\$42,718	\$56,251	\$64,103	\$70,256
49-2092	Electric Motor, Power Tool, and Related Repairers			\$19.52	\$40,605	3.46	\$15.33	\$16.23	\$17.58	\$19.95	\$31.45	\$31,896	\$33,761	\$36,565	\$41,500	\$65,412
49-2094	Electrical and Electronics Repairers, Commercial and Industrial Equipment			\$26.69	\$55,521	9.26	\$18.73	\$20.66	\$22.64	\$36.11	\$39.93	\$38,950	\$42,973	\$47,093	\$75,104	\$83,056
49-2095	Electrical and Electronics Repairers, Powerhouse, Substation, and Relay	20	11.57	\$33.09	\$68,825	3.09	\$24.70	\$30.32	\$33.60	\$37.25	\$42.05	\$51,382	\$63,076	\$69,891	\$77,486	\$87,466
49-3021	Automotive Body and Related Repairers	50	21.14	\$17.33	\$36,039	16.99	\$10.80	\$11.96	\$16.57	\$19.99	\$22.57	\$22,466	\$24,878	\$34,460	\$41,584	\$46,946
49-3023	Automotive Service Technicians and Mechanics	370	16.84	\$15.04	\$31,274	6.71	\$8.73	\$10.45	\$13.73	\$18.23	\$24.06	\$18,155	\$21,737	\$28,548	\$37,915	\$50,055
49-3031	Bus and Truck Mechanics and Diesel Engine Specialists	140	23.49	\$15.67	\$32,591	5.52	\$9.02	\$12.58	\$15.09	\$18.41	\$22.52	\$18,765	\$26,164	\$31,379	\$38,298	\$46,836
49-3041	Farm Equipment Mechanics and Service Technicians	110	43.35	\$18.90	\$39,316	8.44	\$13.27	\$15.66	\$18.10	\$20.83	\$25.27	\$27,610	\$32,567	\$37,640	\$43,326	\$52,569
49-3042	Mobile Heavy Equipment Mechanics, Except Engines	70	16.04	\$17.72	\$36,849	3.88	\$13.08	\$15.68	\$17.96	\$20.31	\$22.49	\$27,208	\$32,617	\$37,364	\$42,252	\$46,778
49-3053	Outdoor Power Equipment and Other Small Engine Mechanics			\$14.98	\$31,164	9.12	\$10.08	\$11.31	\$15.20	\$17.54	\$19.92	\$20,961	\$23,528	\$31,624	\$36,480	\$41,424
49-3093	Tire Repairers and Changers	60	39.6	\$12.13	\$25,239	16.74	\$8.07	\$9.42	\$10.73	\$13.13	\$20.89	\$16,792	\$19,603	\$22,308	\$27,310	\$43,442
49-9012	Control and Valve Installers and Repairers, Except Mechanical Door			\$29.46	\$61,275	5.35	\$21.08	\$25.04	\$29.84	\$34.88	\$38.11	\$43,840	\$52,078	\$62,068	\$72,556	\$79,267

Occupational Code	Occupational Title	Employment Estimate	Employment Percentage Relative Standard Error	Average Hourly Wage	Average Annual Wage	Wage Percentage Relative Standard Error	10th Percentile (Hourly)	25th Percentile (Hourly)	50th Percentile (Hourly)	75th Percentile (Hourly)	90th Percentile (Hourly)	10th Percentile (Annual)	25th Percentile (Annual)	50th Percentile (Annual)	75th Percentile (Annual)	90th Percentile (Annual)
49-9021	Heating, Air Conditioning, and Refrigeration Mechanics and Installers			\$14.97	\$31,135	7.98	\$10.03	\$11.03	\$14.93	\$17.59	\$20.50	\$20,853	\$22,952	\$31,054	\$36,593	\$42,647
49-9031	Home Appliance Repairers			\$13.21	\$27,484	5.75	\$10.94	\$12.40	\$13.47	\$14.41	\$15.35	\$22,752	\$25,790	\$28,026	\$29,978	\$31,922
49-9041	Industrial Machinery Mechanics	280	20.42	\$17.53	\$36,462	8.56	\$9.95	\$13.05	\$16.02	\$20.09	\$29.72	\$20,703	\$27,151	\$33,331	\$41,782	\$61,812
49-9051	Electrical Power-Line Installers and Repairers	370	20.39	\$28.38	\$59,038	2.55	\$19.94	\$23.86	\$28.98	\$32.69	\$36.59	\$41,472	\$49,631	\$60,275	\$67,999	\$76,114
49-9052	Telecommunications Line Installers and Repairers	80	36.14	\$21.59	\$44,906	6.53	\$13.19	\$15.78	\$21.35	\$26.75	\$29.72	\$27,430	\$32,824	\$44,417	\$55,637	\$61,810
49-9062	Medical Equipment Repairers			\$16.47	\$34,263	4.52	\$12.91	\$13.82	\$15.32	\$18.31	\$23.11	\$26,857	\$28,740	\$31,876	\$38,095	\$48,068
49-9071	Maintenance and Repair Workers, General	970	13.87	\$13.61	\$28,303	2.45	\$8.67	\$10.72	\$12.70	\$16.15	\$19.58	\$18,038	\$22,301	\$26,425	\$33,590	\$40,724
49-9098	Helpers--Installation, Maintenance, and Repair Workers	60	24.54	\$9.67	\$20,108	3.81	\$7.54	\$7.77	\$8.97	\$11.15	\$12.55	\$15,686	\$16,171	\$18,659	\$23,198	\$26,110
49-9799	Installation, Maintenance, and Repair Workers, All Other*	50	13.1	\$21.07	\$43,815	7.23	\$9.45	\$15.34	\$23.87	\$24.94	\$28.14	\$19,647	\$31,900	\$49,653	\$51,884	\$58,538
51-0000	Production Occupations	3,910	31.87	\$13.53	\$28,135	2.92	\$8.15	\$9.57	\$11.79	\$16.02	\$21.75	\$16,957	\$19,910	\$24,518	\$33,320	\$45,231
51-1011	First-Line Supervisors of Production and Operating Workers	220	20.49	\$24.32	\$50,583	4.32	\$14.79	\$18.09	\$23.50	\$29.33	\$35.69	\$30,769	\$37,622	\$48,877	\$61,012	\$74,241
51-2092	Team Assemblers	130	40.61	\$13.29	\$27,646	4.09	\$8.84	\$10.21	\$12.69	\$16.42	\$18.39	\$18,386	\$21,240	\$26,389	\$34,160	\$38,255
51-3011	Bakers	30	31.71	\$10.29	\$21,414	3.74	\$7.60	\$8.24	\$9.68	\$12.54	\$14.09	\$15,807	\$17,133	\$20,144	\$26,092	\$29,303
51-3021	Butchers and Meat Cutters	90	30.46	\$10.77	\$22,404	8.63	\$7.67	\$8.25	\$9.21	\$11.39	\$17.41	\$15,957	\$17,159	\$19,160	\$23,688	\$36,221
51-3022	Meat, Poultry, and Fish Cutters and Trimmers			\$10.73	\$22,309	2.71	\$8.41	\$9.58	\$10.60	\$11.73	\$13.61	\$17,490	\$19,918	\$22,051	\$24,391	\$28,306
51-3092	Food Batchmakers	70	38.47	\$9.13	\$18,986	3.06	\$7.83	\$8.19	\$8.79	\$9.44	\$12.41	\$16,283	\$17,035	\$18,288	\$19,633	\$25,810
51-3093	Food Cooking Machine Operators and Tenders	50	38.42	\$12.10	\$25,158	11.26	\$7.94	\$8.78	\$12.36	\$14.71	\$17.15	\$16,520	\$18,263	\$25,717	\$30,600	\$35,676
51-4041	Machinists	80	29.72	\$16.04	\$33,367	3.09	\$11.39	\$13.15	\$15.90	\$18.12	\$21.35	\$23,685	\$27,345	\$33,062	\$37,693	\$44,401
51-4121	Welders, Cutters, Solderers, and Brazers	230	19.7	\$16.59	\$34,501	4.62	\$11.94	\$13.30	\$15.49	\$19.99	\$23.65	\$24,837	\$27,655	\$32,216	\$41,576	\$49,187
51-5111	Prepress Technicians and Workers	20	34.2	\$12.55	\$26,109	5.84	\$8.01	\$8.64	\$10.71	\$16.52	\$20.00	\$16,651	\$17,964	\$22,276	\$34,371	\$41,609
51-5112	Printing Press Operators	30	9.44	\$12.70	\$26,411	8.93	\$8.27	\$9.21	\$12.23	\$15.00	\$18.99	\$17,194	\$19,147	\$25,444	\$31,196	\$39,493
51-6011	Laundry and Dry-Cleaning Workers	140	17.03	\$8.83	\$18,362	1.85	\$7.50	\$7.73	\$8.51	\$9.39	\$11.52	\$15,598	\$16,069	\$17,706	\$19,527	\$23,957
51-6031	Sewing Machine Operators	20	32.3	\$9.41	\$19,574	8.05	\$7.60	\$8.15	\$9.40	\$10.84	\$11.71	\$15,800	\$16,960	\$19,546	\$22,551	\$24,365
51-7011	Cabinetmakers and Bench Carpenters	50	18.1	\$12.18	\$25,327	8.42	\$8.12	\$9.03	\$12.45	\$14.48	\$17.46	\$16,892	\$18,784	\$25,903	\$30,125	\$36,312
51-8013	Power Plant Operators	50	3.34	\$25.67	\$53,387	7.6	\$15.23	\$23.18	\$26.84	\$30.91	\$33.91	\$31,689	\$48,209	\$55,822	\$64,283	\$70,542
51-8021	Stationary Engineers and Boiler Operators	20	7.27	\$16.25	\$33,808	7.66	\$10.40	\$11.26	\$13.30	\$19.72	\$27.68	\$21,623	\$23,415	\$27,660	\$41,018	\$57,582
51-8031	Water and Liquid Waste Treatment Plant and System Operators	220	19.22	\$13.90	\$28,915	7.42	\$7.58	\$7.87	\$13.62	\$17.40	\$22.09	\$15,761	\$16,375	\$28,320	\$36,192	\$45,946
51-8092	Gas Plant Operators	60	19.08	\$23.79	\$49,476	7.66	\$17.39	\$19.33	\$23.55	\$27.61	\$32.50	\$36,170	\$40,216	\$48,986	\$57,429	\$67,592
51-9023	Mixing and Blending Machine Setters, Operators, and Tenders	130	28.18	\$13.15	\$27,351	9.82	\$8.85	\$10.22	\$12.41	\$15.72	\$19.26	\$18,409	\$21,247	\$25,803	\$32,701	\$40,063
51-9061	Inspectors, Testers, Sorters, Samplers, and Weighers			\$13.59	\$28,274	5.96	\$7.91	\$8.82	\$15.13	\$17.07	\$18.24	\$16,446	\$18,349	\$31,464	\$35,514	\$37,935
51-9111	Packaging and Filling Machine Operators and Tenders	170	25.81	\$10.01	\$20,819	3.5	\$7.69	\$8.20	\$9.07	\$10.83	\$13.80	\$15,985	\$17,051	\$18,856	\$22,526	\$28,703
51-9123	Painting, Coating, and Decorating Workers	10	35.02	\$11.90	\$24,758	8.05	\$8.90	\$9.94	\$11.16	\$14.39	\$16.81	\$18,502	\$20,675	\$23,207	\$29,933	\$34,963
51-9151	Photographic Process Workers and Processing Machine Operators	30	22.08	\$11.61	\$24,144	2.53	\$8.64	\$9.91	\$11.08	\$12.45	\$16.78	\$17,962	\$20,616	\$23,054	\$25,903	\$34,912
51-9399	Production Workers, All Other*			\$13.49	\$28,062	1.94	\$9.57	\$10.59	\$12.66	\$15.48	\$19.20	\$19,900	\$22,028	\$26,324	\$32,207	\$39,928

Occupational Code	Occupational Title	Employment Estimate	Employment Percentage Relative Standard Error	Average Hourly Wage	Average Annual Wage	Wage Percentage Relative Standard Error	10th Percentile (Hourly)	25th Percentile (Hourly)	50th Percentile (Hourly)	75th Percentile (Hourly)	90th Percentile (Hourly)	10th Percentile (Annual)	25th Percentile (Annual)	50th Percentile (Annual)	75th Percentile (Annual)	90th Percentile (Annual)
53-0000	Transportation and Material Moving Occupations	4,340	6.85	\$13.90	\$28,920	3.01	\$8.01	\$9.09	\$12.37	\$17.58	\$22.24	\$16,666	\$18,916	\$25,723	\$36,572	\$46,265
53-1021	First-Line Supervisors of Helpers, Laborers, and Material Movers, Hand	70	23.83	\$24.21	\$50,360	8.96	\$15.49	\$17.39	\$20.56	\$31.17	\$39.10	\$32,229	\$36,168	\$42,767	\$64,842	\$81,330
53-1031	First-Line Supervisors of Transportation and Material-Moving Machine and Vehicle Operators	130	15.69	\$21.60	\$44,932	8.28	\$10.82	\$14.15	\$20.57	\$28.20	\$34.37	\$22,499	\$29,425	\$42,780	\$58,659	\$71,496
53-3011	Ambulance Drivers and Attendants, Except Emergency Medical Technicians			\$8.73	\$18,164	5.9	\$7.46	\$7.57	\$7.76	\$9.87	\$11.55	\$15,509	\$15,742	\$16,140	\$20,540	\$24,030
53-3021	Bus Drivers, Transit and Intercity	30	40.52	\$8.49	\$17,652	3.66	\$7.57	\$7.94	\$8.51	\$9.08	\$9.88	\$15,752	\$16,506	\$17,701	\$18,895	\$20,549
53-3022	Bus Drivers, School or Special Client	340	13.04	\$14.49	\$30,135	2.35	\$10.00	\$12.11	\$14.34	\$16.97	\$18.93	\$20,800	\$25,184	\$29,823	\$35,303	\$39,372
53-3031	Driver/Sales Workers	180	38.15	\$10.60	\$22,039	8.31	\$7.80	\$8.46	\$9.71	\$12.21	\$14.05	\$16,224	\$17,594	\$20,203	\$25,389	\$29,231
53-3032	Heavy and Tractor-Trailer Truck Drivers	1,030	10.54	\$17.99	\$37,424	4.53	\$10.61	\$14.06	\$18.88	\$21.71	\$24.36	\$22,072	\$29,246	\$39,272	\$45,152	\$50,671
53-3033	Light Truck or Delivery Services Drivers	440	13.18	\$15.32	\$31,862	8.51	\$8.22	\$9.63	\$13.64	\$19.16	\$27.30	\$17,102	\$20,036	\$28,365	\$39,862	\$56,787
53-3041	Taxi Drivers and Chauffeurs	50	33.25	\$10.11	\$21,020	3.34	\$8.40	\$9.30	\$10.07	\$11.07	\$11.67	\$17,468	\$19,336	\$20,948	\$23,017	\$24,277
53-6031	Automotive and Watercraft Service Attendants	60	12.76	\$10.30	\$21,422	2.76	\$7.91	\$8.75	\$10.11	\$11.56	\$13.53	\$16,447	\$18,206	\$21,026	\$24,035	\$28,132
53-7011	Conveyor Operators and Tenders			\$12.44	\$25,869	7.7	\$9.38	\$10.36	\$11.56	\$13.95	\$17.29	\$19,504	\$21,554	\$24,051	\$29,017	\$35,963
53-7032	Excavating and Loading Machine and Dragline Operators			\$11.40	\$23,719	6.82	\$7.77	\$8.34	\$9.29	\$13.98	\$17.38	\$16,155	\$17,341	\$19,318	\$29,069	\$36,149
53-7051	Industrial Truck and Tractor Operators	170	26.33	\$11.28	\$23,471	5.04	\$7.93	\$8.75	\$10.51	\$13.59	\$16.59	\$16,485	\$18,197	\$21,862	\$28,259	\$34,515
53-7061	Cleaners of Vehicles and Equipment	150	18.99	\$9.48	\$19,713	6.34	\$7.60	\$8.09	\$8.96	\$10.21	\$12.46	\$15,807	\$16,837	\$18,631	\$21,229	\$25,907
53-7062	Laborers and Freight, Stock, and Material Movers, Hand	710	16.39	\$10.83	\$22,520	3.08	\$7.78	\$8.49	\$10.14	\$12.78	\$14.81	\$16,189	\$17,653	\$21,083	\$26,579	\$30,805
53-7064	Packers and Packagers, Hand	520	35.12	\$9.31	\$19,365	4.94	\$7.57	\$7.98	\$8.70	\$9.79	\$12.90	\$15,749	\$16,607	\$18,087	\$20,368	\$26,826
53-7073	Wellhead Pumpers	100	19.06	\$19.74	\$41,052	7.79	\$12.50	\$15.16	\$20.65	\$24.26	\$26.93	\$25,994	\$31,526	\$42,942	\$50,460	\$56,019
53-7081	Refuse and Recyclable Material Collectors	100	15.67	\$12.60	\$26,215	2.03	\$9.51	\$10.66	\$12.60	\$14.40	\$16.44	\$19,781	\$22,164	\$26,216	\$29,948	\$34,196

Occupational Code	Occupational Title	Employment Estimate	Employment Percentage Relative Standard Error	Average Hourly Wage	Average Annual Wage	Wage Percentage Relative Standard Error	10th Percentile (Hourly)	25th Percentile (Hourly)	50th Percentile (Hourly)	75th Percentile (Hourly)	90th Percentile (Hourly)	10th Percentile (Annual)	25th Percentile (Annual)	50th Percentile (Annual)	75th Percentile (Annual)	90th Percentile (Annual)
00-0000	All occupations	101,640	1.18	\$19.51	\$40,588	1.15	\$8.71	\$11.36	\$16.37	\$24.13	\$33.14	\$18,120	\$23,630	\$34,051	\$50,189	\$68,940
11-0000	Management Occupations	3,780	3.69	\$39.05	\$81,232	1.77	\$20.08	\$25.87	\$35.30	\$46.85	\$62.99	\$41,761	\$53,802	\$73,416	\$97,453	\$131,017
11-1011	Chief Executives	80	29.36	\$38.36	\$79,793	4.22	\$24.38	\$27.26	\$31.21	\$47.54	\$63.64	\$50,718	\$56,709	\$64,924	\$98,883	\$132,371
11-1021	General and Operations Managers	1,880	5.32	\$41.53	\$86,382	2.66	\$20.51	\$25.72	\$37.02	\$50.44	\$67.27	\$42,661	\$53,490	\$77,005	\$104,909	\$139,923
11-1031	Legislators	140	24.63	\$27.98	\$58,208	15.19	\$7.63	\$8.32	\$21.61	\$33.76	\$45.39	\$15,869	\$17,302	\$44,952	\$70,227	\$94,417
11-2021	Marketing Managers	20	33.09	\$54.31	\$112,974	8.76	\$25.71	\$29.63	\$50.98	\$69.65		\$53,476	\$61,628	\$106,043	\$144,870	
11-2022	Sales Managers	90	29.16	\$35.21	\$73,235	7.69	\$19.96	\$24.85	\$32.03	\$41.63	\$59.88	\$41,510	\$51,688	\$66,631	\$86,597	\$124,554
11-2031	Public Relations and Fundraising Managers	20	29.47	\$55.21	\$114,836	13.8	\$26.22	\$31.68	\$54.29			\$54,531	\$65,904	\$112,928		
11-3011	Administrative Services Managers	40	13.71	\$36.42	\$75,746	3.27	\$22.16	\$25.26	\$37.50	\$44.76	\$50.06	\$46,095	\$52,540	\$77,995	\$93,106	\$104,128
11-3021	Computer and Information Systems Managers	30	15.75	\$46.84	\$97,427	6.48	\$29.35	\$34.25	\$44.13	\$56.29	\$67.19	\$61,058	\$71,244	\$91,787	\$117,074	\$139,745
11-3031	Financial Managers	100	19.73	\$54.74	\$113,856	4.13	\$33.94	\$40.01	\$54.18	\$66.66	\$78.74	\$70,604	\$83,212	\$112,691	\$138,659	\$163,788
11-3051	Industrial Production Managers	50	8.64	\$50.09	\$104,193	4.33	\$35.41	\$43.26	\$49.28	\$55.32	\$67.24	\$73,656	\$89,978	\$102,501	\$115,060	\$139,862
11-3071	Transportation, Storage, and Distribution Managers	30	18.08	\$40.24	\$83,695	3.51	\$28.77	\$33.21	\$42.36	\$47.51	\$50.59	\$59,851	\$69,074	\$88,112	\$98,811	\$105,235
11-3121	Human Resources Managers	10	24.47	\$34.05	\$70,815	5.12	\$21.78	\$29.81	\$33.64	\$39.55	\$47.75	\$45,302	\$62,005	\$69,980	\$82,260	\$99,320
11-9021	Construction Managers	160	27.23	\$40.50	\$84,246	8.07	\$26.73	\$29.71	\$35.33	\$44.06	\$65.98	\$55,597	\$61,790	\$73,491	\$91,643	\$137,233
11-9031	Education Administrators, Preschool and Child Care Center/Program	30	28.22	\$21.84	\$45,431	9.31	\$14.22	\$16.16	\$20.92	\$27.73	\$31.28	\$29,573	\$33,623	\$43,505	\$57,686	\$65,066
11-9032	Education Administrators, Elementary and Secondary School	270	4.33		\$71,771	2.73						\$51,893	\$62,858	\$72,116	\$82,073	\$91,500
11-9033	Education Administrators, Postsecondary	70	33.78	\$44.91	\$93,412	9.45	\$26.53	\$32.45	\$41.61	\$55.80	\$69.34	\$55,186	\$67,499	\$86,544	\$116,061	\$144,223
11-9041	Architectural and Engineering Managers	20	25.29	\$50.49	\$105,016	8.74	\$25.30	\$28.31	\$53.90	\$62.01	\$79.23	\$52,619	\$58,889	\$112,122	\$128,977	\$164,803
11-9051	Food Service Managers	90	33.7	\$23.36	\$48,598	5.65	\$16.67	\$19.24	\$21.09	\$22.92	\$32.44	\$34,683	\$40,028	\$43,876	\$47,675	\$67,475
11-9081	Lodging Managers			\$27.37	\$56,933	6.29	\$20.96	\$23.96	\$27.05	\$30.76	\$34.84	\$43,606	\$49,840	\$56,274	\$63,976	\$72,475
11-9111	Medical and Health Services Managers	170	11.75	\$39.62	\$82,401	2.91	\$26.87	\$32.12	\$37.90	\$45.17	\$54.28	\$55,897	\$66,807	\$78,840	\$93,951	\$112,900
11-9121	Natural Sciences Managers	20	0.08	\$43.42	\$90,306	1.7	\$36.38	\$40.65	\$43.00	\$48.51	\$51.14	\$75,676	\$84,544	\$89,442	\$100,907	\$106,367
11-9131	Postmasters and Mail Superintendents	60	0.03	\$27.87	\$57,964	0.96	\$15.59	\$23.81	\$28.28	\$35.00	\$37.34	\$32,431	\$49,527	\$58,812	\$72,790	\$77,663
11-9141	Property, Real Estate, and Community Association Managers			\$23.89	\$49,687	9.18	\$13.17	\$17.80	\$22.76	\$29.28	\$37.45	\$27,395	\$37,025	\$47,336	\$60,906	\$77,895
11-9151	Social and Community Service Managers	100	33.43	\$28.89	\$60,095	4.72	\$18.35	\$22.93	\$28.86	\$33.55	\$40.38	\$38,169	\$47,696	\$60,021	\$69,775	\$83,991
11-9161	Emergency Management Directors	30	38.31	\$23.96	\$49,832	13.87	\$12.71	\$14.03	\$22.29	\$26.91	\$44.77	\$26,432	\$29,183	\$46,363	\$55,979	\$93,113
11-9199	Managers, All Other			\$36.77	\$76,487	1.99	\$21.37	\$27.42	\$37.14	\$44.71	\$54.09	\$44,458	\$57,026	\$77,251	\$93,005	\$112,505
13-0000	Business and Financial Operations Occupations	3,760	5.18	\$29.32	\$60,990	2.52	\$14.00	\$18.74	\$26.65	\$35.95	\$45.97	\$29,128	\$38,977	\$55,422	\$74,783	\$95,626
13-1022	Wholesale and Retail Buyers, Except Farm Products	50	27.36	\$21.72	\$45,169	7.08	\$13.12	\$14.54	\$16.72	\$28.89	\$38.91	\$27,290	\$30,240	\$34,769	\$60,087	\$80,942
13-1023	Purchasing Agents, Except Wholesale, Retail, and Farm Products	130	9.54	\$24.85	\$51,698	3.02	\$14.26	\$18.95	\$24.12	\$30.05	\$36.32	\$29,654	\$39,423	\$50,163	\$62,514	\$75,550
13-1031	Claims Adjusters, Examiners, and Investigators	50	49.26	\$34.51	\$71,779	4.48	\$22.82	\$31.27	\$34.96	\$39.69	\$44.24	\$47,461	\$65,051	\$72,716	\$82,565	\$92,024
13-1041	Compliance Officers	160	21.11	\$32.17	\$66,910	6.55	\$17.56	\$22.63	\$29.65	\$39.89	\$44.84	\$36,525	\$47,070	\$61,675	\$82,962	\$93,274
13-1051	Cost Estimators	150	20.91	\$29.49	\$61,348	5.83	\$15.67	\$23.88	\$31.08	\$34.90	\$40.50	\$32,584	\$49,671	\$64,644	\$72,587	\$84,244
13-1078	Human Resources, Training, and Labor Relations Specialists, All Other*	150	14.24	\$29.02	\$60,369	11.8	\$16.94	\$20.62	\$24.24	\$31.81	\$41.61	\$35,244	\$42,892	\$50,422	\$66,161	\$86,543
13-1081	Logisticians	30	6.47	\$42.00	\$87,351	3.28	\$37.65	\$39.35	\$42.14	\$44.83	\$47.68	\$78,303	\$81,843	\$87,660	\$93,238	\$99,172

Occupational Code	Occupational Title	Employment Estimate	Employment Percentage Relative Standard Error	Average Hourly Wage	Average Annual Wage	Wage Percentage Relative Standard Error	10th Percentile (Hourly)	25th Percentile (Hourly)	50th Percentile (Hourly)	75th Percentile (Hourly)	90th Percentile (Hourly)	10th Percentile (Annual)	25th Percentile (Annual)	50th Percentile (Annual)	75th Percentile (Annual)	90th Percentile (Annual)
13-1111	Management Analysts	150	21.32	\$43.90	\$91,309	23.58	\$8.22	\$21.99	\$42.68	\$58.18		\$17,104	\$45,732	\$88,776	\$121,006	
13-1121	Meeting, Convention, and Event Planners*	20	36.88	\$18.55	\$38,589	2.77	\$13.43	\$15.68	\$17.86	\$20.88	\$23.60	\$27,924	\$32,607	\$37,158	\$43,434	\$49,091
13-1141	Compensation, Benefits, and Job Analysis Specialists	30	18.92	\$24.86	\$51,709	4.92	\$17.90	\$20.17	\$22.76	\$29.44	\$35.33	\$37,225	\$41,948	\$47,348	\$61,226	\$73,478
13-1151	Training and Development Specialists	50	10.96	\$30.41	\$63,243	5.31	\$16.02	\$19.18	\$31.26	\$40.03	\$44.31	\$33,328	\$39,890	\$65,016	\$83,261	\$92,169
13-1161	Market Research Analysts and Marketing Specialists*	30	22.76	\$27.62	\$57,448	7.28	\$13.66	\$16.02	\$21.43	\$39.45	\$44.21	\$28,412	\$33,328	\$44,577	\$82,050	\$91,949
13-1199	Business Operations Specialists, All Other*	1,060	8.46	\$28.47	\$59,227	4.15	\$12.48	\$17.56	\$26.11	\$35.61	\$47.21	\$25,952	\$36,532	\$54,313	\$74,074	\$98,190
13-2011	Accountants and Auditors	980	11.4	\$31.79	\$66,119	2.99	\$18.32	\$23.07	\$30.91	\$36.76	\$48.22	\$38,106	\$47,985	\$64,292	\$76,451	\$100,289
13-2021	Appraisers and Assessors of Real Estate	120	26.87	\$19.63	\$40,829	10.05	\$10.73	\$13.99	\$20.47	\$23.99	\$27.28	\$22,327	\$29,102	\$42,585	\$49,899	\$56,740
13-2031	Budget Analysts	20	12.4	\$25.68	\$53,414	3.21	\$17.16	\$20.47	\$26.33	\$29.43	\$35.87	\$35,698	\$42,576	\$54,770	\$61,214	\$74,611
13-2051	Financial Analysts			\$25.20	\$52,424	11.95	\$19.59	\$20.97	\$22.75	\$24.67	\$40.46	\$40,745	\$43,623	\$47,314	\$51,305	\$84,152
13-2052	Personal Financial Advisors	100	40.47	\$16.78	\$34,909	5.26	\$13.15	\$15.16	\$16.52	\$17.87	\$19.60	\$27,351	\$31,535	\$34,355	\$37,175	\$40,773
13-2072	Loan Officers	280	12.88	\$31.21	\$64,918	11.17	\$12.84	\$15.55	\$26.13	\$38.25	\$50.88	\$26,705	\$32,336	\$54,356	\$79,564	\$105,838
13-2082	Tax Preparers	40	33.62	\$14.00	\$29,112	12.11	\$9.78	\$10.53	\$12.82	\$17.62	\$19.48	\$20,347	\$21,897	\$26,670	\$36,651	\$40,527
13-2099	Financial Specialists, All Other			\$23.28	\$48,421	2.72	\$16.22	\$18.28	\$22.64	\$27.75	\$32.87	\$33,736	\$38,032	\$47,100	\$57,711	\$68,374
15-0000	Computer and Mathematical Occupations	810	5.82	\$30.54	\$63,532	6.6	\$15.21	\$19.81	\$27.37	\$36.06	\$52.01	\$31,641	\$41,206	\$56,939	\$74,996	\$108,187
15-1121	Computer Systems Analysts	60	23.32	\$34.95	\$72,692	4.64	\$19.07	\$26.90	\$34.79	\$42.62	\$50.44	\$39,674	\$55,959	\$72,361	\$88,647	\$104,918
15-1131	Computer Programmers	80	44.06	\$30.22	\$62,862	9.23	\$15.91	\$22.12	\$31.98	\$35.34	\$40.25	\$33,101	\$46,014	\$66,516	\$73,503	\$83,719
15-1132	Software Developers, Applications	110	17.7	\$37.78	\$78,588	12.74	\$20.03	\$22.85	\$35.96	\$50.19	\$60.18	\$41,660	\$47,518	\$74,792	\$104,393	\$125,175
15-1133	Software Developers, Systems Software			\$61.50	\$127,915	19.37	\$28.29	\$34.79	\$61.75	\$76.96		\$58,850	\$72,353	\$128,441	\$160,087	
15-1141	Database Administrators	20	32.77	\$31.77	\$66,077	5.17	\$19.23	\$22.41	\$31.49	\$39.40	\$48.37	\$40,001	\$46,613	\$65,503	\$81,959	\$100,605
15-1142	Network and Computer Systems Administrators*	150	10.89	\$28.91	\$60,143	5.65	\$16.55	\$21.24	\$27.69	\$33.87	\$41.10	\$34,424	\$44,187	\$57,588	\$70,456	\$85,488
15-1150	Computer Support Specialists	230	8.14	\$21.93	\$45,620	2.88	\$14.10	\$17.22	\$21.62	\$26.46	\$30.77	\$29,331	\$35,814	\$44,967	\$55,035	\$63,996
15-1179	Information Security Analysts, Web Developers, and Computer Network Architects	40	28.02	\$27.59	\$57,389	9.53	\$15.71	\$17.33	\$22.83	\$37.21	\$45.96	\$32,674	\$36,036	\$47,485	\$77,400	\$95,594
15-1799	Computer Occupations, All Other*	60	36.6	\$21.88	\$45,519	8.42	\$8.57	\$9.80	\$18.69	\$32.04	\$37.08	\$17,832	\$20,390	\$38,884	\$66,642	\$77,134
17-0000	Architecture and Engineering Occupations	1,470	5.91	\$31.84	\$66,233	2.85	\$17.30	\$22.61	\$29.60	\$39.06	\$50.57	\$35,976	\$47,024	\$61,578	\$81,242	\$105,195
17-1011	Architects, Except Landscape and Naval	70	33.65													
17-1012	Landscape Architects			\$26.85	\$55,853	18.87	\$13.65	\$15.52	\$30.87	\$34.19	\$35.61	\$28,391	\$32,273	\$64,214	\$71,106	\$74,066
17-1021	Cartographers and Photogrammetrists	30	49.43	\$36.07	\$75,015	9.28	\$23.01	\$27.38	\$39.14	\$44.67	\$48.44	\$47,865	\$56,949	\$81,404	\$92,906	\$100,764
17-1022	Surveyors	200	11.48	\$26.48	\$55,070	5.17	\$18.68	\$22.04	\$25.79	\$30.09	\$36.93	\$38,857	\$45,839	\$53,653	\$62,580	\$76,821
17-2051	Civil Engineers	310	14.07	\$35.35	\$73,519	2.92	\$23.89	\$28.16	\$33.78	\$42.61	\$50.22	\$49,683	\$58,569	\$70,269	\$88,637	\$104,453
17-2071	Electrical Engineers			\$27.12	\$56,406	11.78	\$16.73	\$17.75	\$19.46	\$39.62	\$46.51	\$34,792	\$36,923	\$40,474	\$82,406	\$96,744
17-2072	Electronics Engineers, Except Computer	10	33.94	\$36.91	\$76,774	4.7	\$29.15	\$31.94	\$36.38	\$42.98	\$51.68	\$60,626	\$66,434	\$75,671	\$89,399	\$107,492
17-2081	Environmental Engineers			\$44.58	\$92,731	3.32	\$32.96	\$37.36	\$46.98	\$51.82	\$55.25	\$68,555	\$77,706	\$97,718	\$107,786	\$114,920
17-2111	Health and Safety Engineers, Except Mining Safety Engineers and Inspectors	20	5.33	\$30.41	\$63,260	2.31	\$20.12	\$22.34	\$27.21	\$35.12	\$47.83	\$41,843	\$46,468	\$56,606	\$73,045	\$99,494
17-2112	Industrial Engineers	20	14.27	\$49.74	\$103,458	4.6	\$22.41	\$39.40	\$54.34	\$63.74	\$68.93	\$46,605	\$81,946	\$113,027	\$132,578	\$143,381
17-2141	Mechanical Engineers			\$42.00	\$87,362	28.78	\$23.32	\$27.15	\$32.10	\$63.00	\$68.64	\$48,503	\$56,471	\$66,766	\$131,041	\$142,766
17-2151	Mining and Geological Engineers, Including Mining Safety Engineers	60	4.71	\$39.11	\$81,355	2.87	\$25.66	\$29.12	\$36.33	\$43.07	\$52.06	\$53,370	\$60,567	\$75,571	\$89,584	\$108,280
17-2171	Petroleum Engineers	120	31.02	\$49.67	\$103,320	6.44	\$34.01	\$38.90	\$45.22	\$54.88	\$74.57	\$70,746	\$80,907	\$94,051	\$114,144	\$155,108

Occupational Code	Occupational Title	Employment Estimate	Employment Percentage Relative Standard Error	Average Hourly Wage	Average Annual Wage	Wage Percentage Relative Standard Error	10th Percentile (Hourly)	25th Percentile (Hourly)	50th Percentile (Hourly)	75th Percentile (Hourly)	90th Percentile (Hourly)	10th Percentile (Annual)	25th Percentile (Annual)	50th Percentile (Annual)	75th Percentile (Annual)	90th Percentile (Annual)
17-3011	Architectural and Civil Drafters	80	27.76	\$23.54	\$48,956	5.52	\$14.34	\$17.11	\$23.90	\$29.36	\$33.42	\$29,820	\$35,585	\$49,719	\$61,079	\$69,510
17-3022	Civil Engineering Technicians	80	23.79	\$21.84	\$45,422	5	\$11.71	\$17.67	\$21.94	\$25.67	\$31.30	\$24,358	\$36,752	\$45,628	\$53,393	\$65,094
17-3023	Electrical and Electronics Engineering Technicians	20	36.88	\$29.04	\$60,406	3.58	\$22.94	\$27.06	\$29.70	\$32.20	\$34.50	\$47,717	\$56,288	\$61,770	\$66,972	\$71,767
17-3025	Environmental Engineering Technicians	10	46.23	\$18.45	\$38,377	14.91	\$10.73	\$12.10	\$14.97	\$24.86	\$31.27	\$22,322	\$25,164	\$31,131	\$51,710	\$65,041
17-3027	Mechanical Engineering Technicians	10	34.24	\$16.95	\$35,247	12.37	\$10.87	\$12.19	\$15.96	\$17.55	\$32.94	\$22,617	\$25,361	\$33,195	\$36,503	\$68,518
17-3029	Engineering Technicians, Except Drafters, All Other	80	2.23	\$27.74	\$57,689	1.37	\$19.28	\$23.62	\$28.13	\$32.65	\$35.87	\$40,093	\$49,139	\$58,520	\$67,919	\$74,610
17-3031	Surveying and Mapping Technicians	120	22.99	\$22.51	\$46,821	3.39	\$15.82	\$18.65	\$21.40	\$26.87	\$31.38	\$32,914	\$38,783	\$44,518	\$55,883	\$65,263
19-0000	Life, Physical, and Social Science Occupations	1,470	3.26	\$24.82	\$51,620	1.71	\$13.45	\$16.67	\$23.63	\$31.50	\$38.54	\$27,985	\$34,676	\$49,143	\$65,528	\$80,167
19-1013	Soil and Plant Scientists	10	10.61	\$33.23	\$69,115	5.96	\$16.70	\$25.86	\$33.12	\$43.00	\$47.21	\$34,745	\$53,783	\$68,884	\$89,446	\$98,193
19-1023	Zoologists and Wildlife Biologists	100	0.02	\$30.16	\$62,737	1.68	\$24.34	\$25.45	\$28.32	\$32.56	\$40.31	\$50,617	\$52,942	\$58,895	\$67,720	\$83,841
19-1029	Biological Scientists, All Other	120	4.44	\$30.22	\$62,859	2.32	\$18.65	\$25.85	\$29.44	\$35.87	\$39.69	\$38,791	\$53,770	\$61,234	\$74,619	\$82,564
19-1031	Conservation Scientists	130	22.04	\$26.97	\$56,089	8.4	\$15.31	\$21.67	\$27.97	\$33.11	\$35.87	\$31,837	\$45,077	\$58,176	\$68,878	\$74,616
19-1032	Foresters	40	5.2	\$29.51	\$61,386	1.65	\$22.82	\$26.62	\$29.66	\$33.11	\$34.95	\$47,465	\$55,360	\$61,683	\$68,877	\$72,702
19-2031	Chemists			\$32.81	\$68,239	3.8	\$20.77	\$24.70	\$34.22	\$40.14	\$44.39	\$43,209	\$51,373	\$71,168	\$83,497	\$92,326
19-2041	Environmental Scientists and Specialists, Including Health	60	18.12	\$33.24	\$69,149	3.3	\$23.87	\$26.31	\$32.01	\$40.37	\$44.40	\$49,651	\$54,730	\$66,577	\$83,966	\$92,352
19-2042	Geoscientists, Except Hydrologists and Geographers	40	26.17	\$35.48	\$73,797	5.92	\$20.32	\$27.61	\$35.87	\$43.00	\$48.46	\$42,269	\$57,424	\$74,619	\$89,443	\$100,806
19-2043	Hydrologists	20	19.35	\$36.11	\$75,100	2	\$25.19	\$30.36	\$34.50	\$41.91	\$48.18	\$52,393	\$63,139	\$71,750	\$87,167	\$100,213
19-2099	Physical Scientists, All Other	20	0.09	\$31.14	\$64,771	1.89	\$18.64	\$27.61	\$30.36	\$38.59	\$41.97	\$38,776	\$57,424	\$63,144	\$80,270	\$87,287
19-3031	Clinical, Counseling, and School Psychologists	40	11.02	\$28.94	\$60,187	7.24	\$8.68	\$20.37	\$31.85	\$36.50	\$43.53	\$18,060	\$42,372	\$66,240	\$75,920	\$90,547
19-3051	Urban and Regional Planners	70	17.31	\$27.75	\$57,726	3.37	\$19.43	\$21.73	\$26.50	\$33.68	\$40.29	\$40,412	\$45,202	\$55,117	\$70,052	\$83,796
19-3091	Anthropologists and Archeologists	70	25.95	\$24.32	\$50,587	3.93	\$16.59	\$18.25	\$22.19	\$30.36	\$35.88	\$34,516	\$37,952	\$46,150	\$63,140	\$74,629
19-3099	Social Scientists and Related Workers, All Other	10	22.54	\$19.88	\$41,358	3.83	\$14.16	\$15.70	\$17.66	\$21.08	\$27.98	\$29,453	\$32,652	\$36,740	\$43,844	\$58,188
19-4021	Biological Technicians	120	0.72	\$18.11	\$37,660	2.2	\$15.05	\$15.06	\$16.79	\$18.72	\$24.24	\$31,304	\$31,316	\$34,922	\$38,948	\$50,428
19-4031	Chemical Technicians	10	38.35	\$24.29	\$50,530	10.02	\$14.66	\$20.33	\$23.44	\$28.55	\$35.35	\$30,493	\$42,280	\$48,755	\$59,388	\$73,532
19-4041	Geological and Petroleum Technicians			\$32.82	\$68,258	4.57	\$21.42	\$27.56	\$32.66	\$37.74	\$48.28	\$44,546	\$57,326	\$67,943	\$78,489	\$100,415
19-4091	Environmental Science and Protection Technicians, Including Health	20	47.67	\$16.48	\$34,272	7.9	\$12.63	\$13.47	\$14.92	\$20.07	\$22.94	\$26,262	\$28,010	\$31,026	\$41,744	\$47,718
19-4093	Forest and Conservation Technicians	380	0.01	\$16.58	\$34,493	0.88	\$11.99	\$13.45	\$15.05	\$18.65	\$23.62	\$24,929	\$27,982	\$31,312	\$38,786	\$49,134
19-4099	Life, Physical, and Social Science Technicians, All Other	70	9.88	\$22.47	\$46,747	2.73	\$13.75	\$18.64	\$23.47	\$27.63	\$30.05	\$28,601	\$38,772	\$48,809	\$57,475	\$62,513
21-0000	Community and Social Service Occupations	1,500	5.48	\$18.96	\$39,437	2.79	\$9.91	\$13.50	\$18.67	\$23.36	\$28.48	\$20,603	\$28,072	\$38,823	\$48,594	\$59,231
21-1011	Substance Abuse and Behavioral Disorder Counselors	120	28.36	\$18.13	\$37,706	11.01	\$11.13	\$12.86	\$18.98	\$22.14	\$25.98	\$23,145	\$26,754	\$39,477	\$46,053	\$54,036
21-1012	Educational, Guidance, School, and Vocational Counselors	250	13.79	\$21.74	\$45,224	2.67	\$16.24	\$18.38	\$21.38	\$24.87	\$28.11	\$33,771	\$38,224	\$44,465	\$51,727	\$58,475
21-1014	Mental Health Counselors	150	23.12	\$17.77	\$36,965	5.71	\$11.33	\$13.56	\$17.44	\$21.25	\$25.36	\$23,561	\$28,202	\$36,269	\$44,197	\$52,741
21-1015	Rehabilitation Counselors			\$14.78	\$30,736	10.16	\$9.77	\$10.38	\$11.41	\$21.07	\$23.01	\$20,323	\$21,599	\$23,725	\$43,828	\$47,858
21-1021	Child, Family, and School Social Workers	190	17.13	\$21.25	\$44,194	5.04	\$12.96	\$16.45	\$20.20	\$24.54	\$32.93	\$26,950	\$34,212	\$42,008	\$51,045	\$68,487
21-1022	Healthcare Social Workers	70	22.35	\$18.48	\$38,442	6.43	\$9.00	\$13.27	\$18.13	\$22.42	\$28.48	\$18,728	\$27,604	\$37,721	\$46,625	\$59,241

Occupational Code	Occupational Title	Employment Estimate	Employment Percentage Relative Standard Error	Average Hourly Wage	Average Annual Wage	Wage Percentage Relative Standard Error	10th Percentile (Hourly)	25th Percentile (Hourly)	50th Percentile (Hourly)	75th Percentile (Hourly)	90th Percentile (Hourly)	10th Percentile (Annual)	25th Percentile (Annual)	50th Percentile (Annual)	75th Percentile (Annual)	90th Percentile (Annual)
21-1023	Mental Health and Substance Abuse Social Workers	100	48.55	\$15.31	\$31,842	12.99	\$9.48	\$11.35	\$14.83	\$19.06	\$22.59	\$19,726	\$23,601	\$30,839	\$39,648	\$46,985
21-1029	Social Workers, All Other	90	22.36	\$20.52	\$42,688	3.49	\$14.62	\$16.49	\$19.89	\$24.60	\$27.99	\$30,414	\$34,299	\$41,369	\$51,166	\$58,224
21-1091	Health Educators			\$23.96	\$49,840	5.08	\$13.18	\$16.82	\$23.74	\$31.33	\$35.39	\$27,419	\$34,983	\$49,386	\$65,169	\$73,619
21-1093	Social and Human Service Assistants	220	16.93	\$11.55	\$24,030	8.59	\$7.75	\$8.47	\$10.09	\$14.10	\$18.32	\$16,123	\$17,609	\$20,991	\$29,333	\$38,103
21-1798	Community and Social Service Specialists, All Other*	70	13.75	\$18.70	\$38,906	3.31	\$11.36	\$13.29	\$16.29	\$21.83	\$31.06	\$23,625	\$27,639	\$33,883	\$45,407	\$64,599
21-2011	Clergy	20	31.73	\$18.01	\$37,464	11.75	\$10.67	\$15.50	\$17.87	\$22.00	\$24.20	\$22,201	\$32,246	\$37,162	\$45,760	\$50,338
23-0000	Legal Occupations	600	8.38	\$44.03	\$91,578	13.69	\$16.67	\$22.82	\$34.51	\$54.31		\$34,678	\$47,460	\$71,771	\$112,969	
23-1011	Lawyers	310	16.02	\$54.86	\$114,111	18.2	\$20.53	\$30.93	\$42.16	\$74.46		\$42,704	\$64,340	\$87,701	\$154,867	
23-1023	Judges, Magistrate Judges, and Magistrates	70	32.96	\$56.55	\$117,625	7.66	\$31.33	\$53.43	\$59.74	\$62.43	\$63.66	\$65,165	\$111,129	\$124,264	\$129,854	\$132,407
23-2011	Paralegals and Legal Assistants*	100	25.65	\$22.16	\$46,100	18.15	\$12.53	\$14.07	\$19.89	\$24.60	\$35.09	\$26,071	\$29,269	\$41,375	\$51,178	\$72,985
23-2093	Title Examiners, Abstractors, and Searchers	80	36.89	\$26.05	\$54,189	5.51	\$19.09	\$21.43	\$24.17	\$27.27	\$42.05	\$39,705	\$44,576	\$50,267	\$56,721	\$87,455
23-2099	Legal Support Workers, All Other	20	36.74	\$26.39	\$54,899	6.7	\$16.77	\$21.50	\$24.61	\$28.89	\$35.90	\$34,877	\$44,726	\$51,185	\$60,089	\$74,662
25-0000	Education, Training, and Library Occupations	7,270	5.71	\$20.52	\$42,684	2.52	\$11.28	\$14.95	\$19.32	\$24.35	\$29.27	\$23,457	\$31,097	\$40,188	\$50,644	\$60,889
25-1042	Biological Science Teachers, Postsecondary	40	32.36		\$56,490	4.38						\$38,541	\$42,759	\$52,557	\$66,747	\$75,597
25-1081	Education Teachers, Postsecondary				\$48,626	17.68						\$21,314	\$24,142	\$38,948	\$62,628	\$77,774
25-1124	Foreign Language and Literature Teachers, Postsecondary	10	44.02		\$43,100	2.25						\$27,016	\$32,053	\$43,395	\$52,808	\$59,246
25-1194	Vocational Education Teachers, Postsecondary	160	30.8	\$25.46	\$52,956	18.53	\$11.80	\$13.92	\$20.25	\$30.63	\$38.15	\$24,548	\$28,955	\$42,118	\$63,712	\$79,342
25-2011	Preschool Teachers, Except Special Education	330	20.97	\$14.62	\$30,420	5.58	\$10.03	\$11.06	\$13.16	\$17.40	\$21.51	\$20,862	\$23,012	\$27,369	\$36,198	\$44,733
25-2012	Kindergarten Teachers, Except Special Education	210	3.64		\$42,977	2.14						\$32,403	\$36,214	\$42,675	\$48,711	\$55,758
25-2021	Elementary School Teachers, Except Special Education	1,450	2.98		\$44,855	1.5						\$33,437	\$37,766	\$43,957	\$51,410	\$58,690
25-2022	Middle School Teachers, Except Special and Career/Technical Education	880	1.96		\$44,538	1.36						\$33,193	\$37,441	\$43,863	\$51,260	\$58,264
25-2031	Secondary School Teachers, Except Special and Career/Technical Education	1,090	2.19		\$44,392	1.51						\$32,589	\$36,526	\$43,323	\$51,789	\$59,377
25-2032	Career/Technical Education Teachers, Secondary School	30	3.49		\$43,126	3.15						\$31,597	\$34,384	\$39,420	\$48,286	\$60,998
25-2041	Special Education Teachers, Preschool, Kindergarten, and Elementary School*	130	1.35		\$48,579	1.9						\$34,038	\$40,178	\$48,326	\$56,699	\$65,099
25-2053	Special Education Teachers, Middle School	70	1.51		\$46,644	1.64						\$33,346	\$38,039	\$47,242	\$54,612	\$60,412
25-2054	Special Education Teachers, Secondary School				\$45,390	2.2						\$34,489	\$39,039	\$44,227	\$50,247	\$60,404
25-3011	Adult Basic and Secondary Education and Literacy Teachers and Instructors			\$16.78	\$34,910	2.7	\$13.92	\$15.13	\$16.52	\$18.04	\$20.90	\$28,953	\$31,474	\$34,365	\$37,526	\$43,480
25-3021	Self-Enrichment Education Teachers	70	46.35	\$18.26	\$37,972	10.1	\$8.62	\$12.92	\$16.67	\$22.48	\$30.88	\$17,928	\$26,875	\$34,676	\$46,752	\$64,226
25-3999	Teachers and Instructors, All Other*	230	21.14		\$51,970	4.27						\$35,388	\$41,682	\$50,418	\$57,826	\$71,152
25-4021	Librarians	250	20.58	\$22.16	\$46,090	6.03	\$10.61	\$14.06	\$19.62	\$29.25	\$37.71	\$22,074	\$29,237	\$40,818	\$60,842	\$78,446
25-4031	Library Technicians	390	23.53	\$12.08	\$25,117	9.15	\$7.85	\$8.72	\$11.91	\$15.04	\$17.57	\$16,331	\$18,131	\$24,770	\$31,275	\$36,538
25-9031	Instructional Coordinators			\$23.35	\$48,558	10.34	\$10.62	\$14.46	\$22.48	\$31.61	\$37.41	\$22,093	\$30,071	\$46,751	\$65,756	\$77,806
25-9041	Teacher Assistants	980	5.19		\$26,559	3.7						\$19,018	\$21,920	\$25,780	\$29,870	\$36,224

Occupational Code	Occupational Title	Employment Estimate	Employment Percentage Relative Standard Error	Average Hourly Wage	Average Annual Wage	Wage Percentage Relative Standard Error	10th Percentile (Hourly)	25th Percentile (Hourly)	50th Percentile (Hourly)	75th Percentile (Hourly)	90th Percentile (Hourly)	10th Percentile (Annual)	25th Percentile (Annual)	50th Percentile (Annual)	75th Percentile (Annual)	90th Percentile (Annual)
27-0000	Arts, Design, Entertainment, Sports, and Media Occupations	1,730	7.06	\$16.27	\$33,843	5.34	\$7.97	\$9.06	\$13.34	\$20.50	\$29.15	\$16,570	\$18,852	\$27,756	\$42,646	\$60,638
27-1013	Fine Artists, Including Painters, Sculptors, and Illustrators	20	34.46													
27-1019	Artists and Related Workers, All Other			\$17.46	\$36,318	3.52	\$15.05	\$15.66	\$16.78	\$18.03	\$21.75	\$31,314	\$32,582	\$34,904	\$37,504	\$45,245
27-1023	Floral Designers	50	8.15	\$13.24	\$27,531	2.46	\$10.26	\$11.79	\$13.24	\$14.72	\$16.82	\$21,339	\$24,515	\$27,534	\$30,620	\$34,995
27-1024	Graphic Designers	160	25.22	\$15.77	\$32,805	9.95	\$9.92	\$10.85	\$13.43	\$18.51	\$24.01	\$20,632	\$22,574	\$27,930	\$38,494	\$49,950
27-1025	Interior Designers	30	46.71	\$16.64	\$34,601	6.09	\$13.25	\$14.90	\$16.43	\$17.87	\$18.91	\$27,559	\$31,001	\$34,169	\$37,164	\$39,326
27-1026	Merchandise Displayers and Window Trimmers			\$12.38	\$25,746	12.27	\$7.91	\$8.72	\$12.61	\$14.47	\$18.39	\$16,458	\$18,146	\$26,234	\$30,108	\$38,244
27-2012	Producers and Directors	20	37.24	\$23.26	\$48,388	13.37	\$14.70	\$15.67	\$17.44	\$36.85	\$42.13	\$30,582	\$32,587	\$36,272	\$76,654	\$87,633
27-2022	Coaches and Scouts	560	10.31		\$21,771	3.16						\$15,913	\$16,954	\$18,801	\$23,491	\$32,878
27-2023	Umpires, Referees, and Other Sports Officials				\$29,288	13.98						\$16,086	\$17,576	\$21,660	\$35,266	\$56,971
27-3022	Reporters and Correspondents			\$12.87	\$26,770	5.32	\$8.67	\$10.28	\$12.63	\$14.27	\$17.55	\$18,031	\$21,375	\$26,268	\$29,683	\$36,505
27-3031	Public Relations Specialists	320	20.74	\$23.71	\$49,315	4.71	\$12.14	\$17.68	\$24.50	\$29.39	\$33.43	\$25,252	\$36,774	\$50,968	\$61,133	\$69,525
27-3041	Editors	50	34.02	\$23.80	\$49,503	8.52	\$10.62	\$15.55	\$18.34	\$28.32	\$35.78	\$22,087	\$32,352	\$38,148	\$58,905	\$74,422
27-3091	Interpreters and Translators	10	5.71	\$24.36	\$50,677	4.28	\$12.34	\$14.64	\$26.72	\$31.41	\$33.79	\$25,657	\$30,450	\$55,569	\$65,334	\$70,283
27-3099	Media and Communication Workers, All Other			\$17.02	\$35,392	18.33	\$10.81	\$12.19	\$14.17	\$17.55	\$27.10	\$22,483	\$25,358	\$29,470	\$36,510	\$56,362
27-4021	Photographers	30	21.2	\$10.39	\$21,612	6.68	\$7.48	\$7.65	\$8.71	\$13.62	\$15.73	\$15,550	\$15,916	\$18,115	\$28,323	\$32,727
29-0000	Healthcare Practitioners and Technical Occupations	5,030	5.32	\$31.80	\$66,142	2.98	\$14.58	\$20.38	\$27.73	\$35.05	\$50.62	\$30,331	\$42,384	\$57,683	\$72,902	\$105,281
29-1021	Dentists, General			\$54.27	\$112,877	21.64	\$30.50	\$32.93	\$38.11	\$77.52		\$63,431	\$68,503	\$79,270	\$161,249	
29-1031	Dietitians and Nutritionists	50	30.19	\$21.66	\$45,049	11.46	\$8.74	\$12.74	\$23.27	\$28.90	\$34.24	\$18,187	\$26,498	\$48,404	\$60,117	\$71,229
29-1041	Optometrists	40	37.03	\$43.79	\$91,082	13.8	\$25.46	\$28.18	\$48.43	\$57.38	\$66.12	\$52,963	\$58,607	\$100,729	\$119,345	\$137,531
29-1051	Pharmacists	160	9.83	\$55.07	\$114,537	1.8	\$46.43	\$50.11	\$56.01	\$62.44	\$67.21	\$96,565	\$104,231	\$116,502	\$129,868	\$139,797
29-1062	Family and General Practitioners	130	43.85	\$81.81	\$170,168	12.63	\$43.36	\$62.57	\$76.32			\$90,199	\$130,155	\$158,752		
29-1064	Obstetricians and Gynecologists			\$99.82	\$207,634	26.6	\$66.99	\$78.84				\$139,345	\$163,988			
29-1066	Psychiatrists			\$60.59	\$126,030	10.08	\$36.14	\$39.91	\$73.08			\$75,179	\$83,021	\$152,006		
29-1067	Surgeons	40	30.06	#####	\$248,696	14.37										
29-1069	Physicians and Surgeons, All Other	70	39.32	\$81.55	\$169,624	14.38	\$46.45	\$59.88	\$75.32			\$96,622	\$124,559	\$156,656		
29-1071	Physician Assistants	50	35.6	\$39.58	\$82,331	4.19	\$32.27	\$36.29	\$39.71	\$43.64	\$49.42	\$67,127	\$75,487	\$82,602	\$90,772	\$102,788
29-1111	Registered Nurses*	1,910	6.99	\$28.11	\$58,474	1.66	\$20.69	\$24.43	\$27.99	\$32.10	\$36.19	\$43,035	\$50,823	\$58,226	\$66,764	\$75,272
29-1122	Occupational Therapists	100	20.05	\$31.47	\$65,456	2.76	\$26.36	\$28.48	\$31.01	\$34.26	\$39.59	\$54,824	\$59,230	\$64,493	\$71,263	\$82,348
29-1123	Physical Therapists	200	12.21	\$33.82	\$70,346	2.33	\$26.85	\$29.78	\$32.85	\$38.09	\$43.31	\$55,857	\$61,941	\$68,325	\$79,234	\$90,092
29-1125	Recreational Therapists			\$11.30	\$23,501	8.61	\$8.16	\$9.41	\$10.69	\$12.76	\$16.72	\$16,978	\$19,569	\$22,237	\$26,549	\$34,786
29-1126	Respiratory Therapists	70	27.78	\$26.78	\$55,701	2.6	\$19.01	\$23.65	\$27.55	\$30.93	\$33.98	\$39,543	\$49,194	\$57,301	\$64,327	\$70,670
29-1127	Speech-Language Pathologists	50	8.07	\$34.61	\$71,996	2	\$24.69	\$29.28	\$32.93	\$40.60	\$50.03	\$51,360	\$60,898	\$68,496	\$84,454	\$104,073
29-1131	Veterinarians			\$36.70	\$76,332	7.08	\$29.04	\$31.06	\$35.57	\$41.18	\$44.58	\$60,396	\$64,605	\$73,994	\$85,650	\$92,735
29-1181	Audiologists	20	40.21	\$29.46	\$61,268	10.24	\$24.12	\$25.62	\$27.55	\$30.17	\$43.39	\$50,178	\$53,284	\$57,301	\$62,753	\$90,258
29-1199	Health Diagnosing and Treating Practitioners, All Other			\$41.53	\$86,392	13.44	\$20.13	\$27.98	\$48.31	\$52.94	\$55.71	\$41,867	\$58,191	\$100,491	\$110,107	\$115,877
29-2011	Medical and Clinical Laboratory Technologists	70	23.97	\$30.10	\$62,617	4.76	\$20.56	\$24.51	\$30.75	\$36.12	\$41.52	\$42,763	\$50,990	\$63,964	\$75,119	\$86,365
29-2012	Medical and Clinical Laboratory Technicians	80	5.32	\$21.80	\$45,334	5.25	\$11.21	\$14.15	\$22.98	\$28.47	\$32.60	\$23,307	\$29,429	\$47,804	\$59,212	\$67,816
29-2021	Dental Hygienists	130	17.44	\$37.06	\$77,090	5.19	\$31.18	\$33.87	\$37.50	\$41.19	\$43.77	\$64,850	\$70,454	\$78,006	\$85,672	\$91,040

Occupational Code	Occupational Title	Employment Estimate	Employment Percentage Relative Standard Error	Average Hourly Wage	Average Annual Wage	Wage Percentage Relative Standard Error	10th Percentile (Hourly)	25th Percentile (Hourly)	50th Percentile (Hourly)	75th Percentile (Hourly)	90th Percentile (Hourly)	10th Percentile (Annual)	25th Percentile (Annual)	50th Percentile (Annual)	75th Percentile (Annual)	90th Percentile (Annual)
29-2031	Cardiovascular Technologists and Technicians	20	32.45	\$23.90	\$49,703	7.86	\$12.56	\$15.39	\$21.80	\$32.37	\$37.01	\$26,133	\$32,003	\$45,350	\$67,339	\$76,976
29-2032	Diagnostic Medical Sonographers	40	26.98	\$35.89	\$74,649	2.4	\$28.08	\$31.07	\$35.31	\$40.17	\$44.63	\$58,411	\$64,621	\$73,441	\$83,553	\$92,820
29-2033	Nuclear Medicine Technologists	10	28.21	\$30.23	\$62,873	3.82	\$23.44	\$29.18	\$31.76	\$34.33	\$35.94	\$48,758	\$60,698	\$66,070	\$71,415	\$74,749
29-2037	Radiologic Technologists and Technicians*	180	10.87	\$26.97	\$56,091	2.61	\$19.29	\$21.78	\$26.08	\$31.50	\$37.40	\$40,120	\$45,311	\$54,245	\$65,515	\$77,800
29-2041	Emergency Medical Technicians and Paramedics	190	13.41	\$19.80	\$41,188	5.1	\$12.94	\$15.29	\$18.85	\$23.87	\$28.43	\$26,920	\$31,797	\$39,212	\$49,651	\$59,133
29-2051	Dietetic Technicians			\$12.56	\$26,116	7.61	\$8.46	\$9.47	\$11.97	\$14.14	\$17.92	\$17,590	\$19,699	\$24,903	\$29,413	\$37,265
29-2052	Pharmacy Technicians	140	9.42	\$14.51	\$30,188	1.68	\$10.31	\$12.21	\$14.08	\$16.85	\$18.95	\$21,439	\$25,390	\$29,292	\$35,038	\$39,414
29-2054	Respiratory Therapy Technicians	20	13.91	\$22.70	\$47,208	3.74	\$15.71	\$18.77	\$23.08	\$26.67	\$29.06	\$32,673	\$39,035	\$48,004	\$55,471	\$60,452
29-2055	Surgical Technologists	120	24.27	\$21.04	\$43,753	7.28	\$14.79	\$16.79	\$19.98	\$24.04	\$27.64	\$30,758	\$34,918	\$41,560	\$49,997	\$57,498
29-2056	Veterinary Technologists and Technicians			\$15.06	\$31,318	4.72	\$10.95	\$12.43	\$14.78	\$17.52	\$19.35	\$22,778	\$25,865	\$30,736	\$36,436	\$40,255
29-2061	Licensed Practical and Licensed Vocational Nurses	330	12.66	\$18.17	\$37,790	2.49	\$11.44	\$16.07	\$18.28	\$20.54	\$23.71	\$23,801	\$33,430	\$38,032	\$42,722	\$49,325
29-2071	Medical Records and Health Information Technicians	110	10.23	\$17.90	\$37,237	3.18	\$11.41	\$14.53	\$17.25	\$21.15	\$25.42	\$23,730	\$30,221	\$35,890	\$43,997	\$52,865
29-2081	Opticians, Dispensing	50	23.94	\$18.08	\$37,606	6.05	\$12.16	\$13.64	\$16.65	\$23.27	\$26.64	\$25,292	\$28,381	\$34,632	\$48,397	\$55,420
29-2799	Health Technologists and Technicians, All Other*	30	10.65	\$15.59	\$32,426	6.3	\$10.25	\$11.58	\$14.31	\$17.89	\$24.79	\$21,323	\$24,086	\$29,764	\$37,209	\$51,572
29-9011	Occupational Health and Safety Specialists	80	22.8	\$35.48	\$73,807	2.63	\$24.52	\$30.31	\$36.27	\$42.26	\$45.28	\$51,002	\$63,048	\$75,445	\$87,901	\$94,186
29-9091	Athletic Trainers	10	34.82		\$32,234	8.29						\$25,233	\$26,851	\$29,547	\$38,660	\$42,593
31-0000	Healthcare Support Occupations	2,370	5.34	\$14.39	\$29,932	2.89	\$9.31	\$10.68	\$13.18	\$17.26	\$21.72	\$19,367	\$22,224	\$27,423	\$35,893	\$45,179
31-1011	Home Health Aides	470	18.98	\$12.28	\$25,540	6.19	\$8.05	\$9.43	\$10.80	\$12.95	\$23.20	\$16,750	\$19,614	\$22,462	\$26,939	\$48,255
31-1012	Nursing Aides, Orderlies, and Attendants*	770	8.04	\$13.00	\$27,036	7.09	\$9.39	\$10.47	\$12.08	\$14.35	\$18.90	\$19,526	\$21,769	\$25,117	\$29,838	\$39,321
31-2011	Occupational Therapy Assistants	10	20.36	\$20.03	\$41,669	6.35	\$10.89	\$19.37	\$21.21	\$22.78	\$24.95	\$22,660	\$40,281	\$44,109	\$47,388	\$51,887
31-2021	Physical Therapist Assistants	40	44.44	\$18.45	\$38,380	11.25	\$10.87	\$14.34	\$17.02	\$23.63	\$28.75	\$22,618	\$29,829	\$35,412	\$49,160	\$59,794
31-2022	Physical Therapist Aides			\$11.13	\$23,160	9.75	\$9.56	\$9.97	\$10.66	\$11.35	\$14.37	\$19,882	\$20,743	\$22,177	\$23,611	\$29,893
31-9011	Massage Therapists	90	40.2	\$16.71	\$34,758	7.93	\$7.78	\$8.56	\$11.02	\$16.29	\$48.02	\$16,178	\$17,799	\$22,921	\$33,888	\$99,882
31-9091	Dental Assistants	350	12.93	\$17.09	\$35,538	6.11	\$12.99	\$15.01	\$16.93	\$19.58	\$21.98	\$27,018	\$31,221	\$35,220	\$40,720	\$45,719
31-9092	Medical Assistants	280	14.25	\$17.17	\$35,708	4.8	\$10.94	\$13.24	\$17.52	\$20.81	\$22.84	\$22,758	\$27,547	\$36,442	\$43,282	\$47,498
31-9093	Medical Equipment Preparers	30	35.24	\$15.78	\$32,828	6.54	\$10.41	\$12.40	\$15.23	\$19.35	\$22.26	\$21,661	\$25,784	\$31,673	\$40,258	\$46,307
31-9094	Medical Transcriptionists	50	18.21	\$18.23	\$37,928	2.63	\$13.41	\$15.54	\$17.99	\$21.08	\$23.73	\$27,895	\$32,328	\$37,411	\$43,853	\$49,349
31-9799	Healthcare Support Workers, All Other*	150	13	\$14.04	\$29,209	2.41	\$10.69	\$12.17	\$13.67	\$15.60	\$17.79	\$22,233	\$25,307	\$28,431	\$32,450	\$37,008
33-0000	Protective Service Occupations	2,460	6.22	\$19.92	\$41,425	2.52	\$9.52	\$13.24	\$18.96	\$25.21	\$31.61	\$19,792	\$27,529	\$39,434	\$52,427	\$65,745
33-1011	First-Line Supervisors of Correctional Officers	30	14.42	\$30.30	\$63,022	3.39	\$23.02	\$26.62	\$30.95	\$34.98	\$37.72	\$47,889	\$55,362	\$64,369	\$72,763	\$78,454
33-1012	First-Line Supervisors of Police and Detectives	80	7.77	\$37.47	\$77,930	2.06	\$27.71	\$31.99	\$37.55	\$42.07	\$46.00	\$57,641	\$66,531	\$78,111	\$87,507	\$95,680
33-1021	First-Line Supervisors of Fire Fighting and Prevention Workers	30	43.26	\$33.48	\$69,638	9.34	\$20.06	\$22.14	\$33.14	\$43.38	\$51.19	\$41,734	\$46,051	\$68,941	\$90,221	\$106,477
33-1099	First-Line Supervisors of Protective Service Workers, All Other	60	25.26	\$24.83	\$51,640	5.8	\$13.26	\$19.61	\$25.68	\$30.81	\$34.93	\$27,580	\$40,789	\$53,423	\$64,089	\$72,654
33-2011	Firefighters	260	23.76	\$18.18	\$37,811	5.91	\$10.01	\$12.57	\$17.00	\$22.25	\$28.58	\$20,829	\$26,139	\$35,368	\$46,285	\$59,443
33-3012	Correctional Officers and Jailers	260	8.71	\$19.68	\$40,939	3.43	\$15.47	\$17.19	\$19.06	\$21.56	\$25.70	\$32,187	\$35,755	\$39,648	\$44,835	\$53,462
33-3021	Detectives and Criminal Investigators	110	12.28	\$31.18	\$64,849	4.97	\$18.06	\$22.24	\$28.20	\$37.08	\$50.82	\$37,555	\$46,260	\$58,651	\$77,132	\$105,704
33-3051	Police and Sheriff's Patrol Officers	630	11.74	\$24.75	\$51,490	1.21	\$19.19	\$21.24	\$24.42	\$27.90	\$31.96	\$39,919	\$44,170	\$50,786	\$58,029	\$66,483

Occupational Code	Occupational Title	Employment Estimate	Employment Percentage Relative Standard Error	Average Hourly Wage	Average Annual Wage	Wage Percentage Relative Standard Error	10th Percentile (Hourly)	25th Percentile (Hourly)	50th Percentile (Hourly)	75th Percentile (Hourly)	90th Percentile (Hourly)	10th Percentile (Annual)	25th Percentile (Annual)	50th Percentile (Annual)	75th Percentile (Annual)	90th Percentile (Annual)
33-9011	Animal Control Workers	40	19.09	\$12.82	\$26,665	6.11	\$7.55	\$7.80	\$13.06	\$15.73	\$20.01	\$15,701	\$16,234	\$27,170	\$32,714	\$41,620
33-9032	Security Guards	290	27.63	\$14.08	\$29,292	7.63	\$9.03	\$10.81	\$12.98	\$15.48	\$21.25	\$18,778	\$22,477	\$26,999	\$32,198	\$44,201
33-9091	Crossing Guards	60	22.53	\$14.45	\$30,052	7.42	\$8.59	\$10.02	\$14.15	\$19.07	\$21.33	\$17,871	\$20,848	\$29,433	\$39,657	\$44,356
33-9092	Lifeguards, Ski Patrol, and Other Recreational Protective Service Workers	330	17.78	\$10.47	\$21,780	2.85	\$7.84	\$8.58	\$9.87	\$11.44	\$14.43	\$16,308	\$17,850	\$20,531	\$23,786	\$30,020
33-9093	Transportation Security Screeners*	50	0.04	\$17.04	\$35,433	1.54	\$14.00	\$14.01	\$16.17	\$18.70	\$21.18	\$29,128	\$29,139	\$33,623	\$38,896	\$44,059
33-9099	Protective Service Workers, All Other*	190	2.38	\$15.76	\$32,779	2.92	\$10.33	\$15.03	\$15.06	\$17.93	\$21.14	\$21,487	\$31,256	\$31,317	\$37,284	\$43,962
35-0000	Food Preparation and Serving Related Occupations	10,700	4.35	\$11.24	\$23,379	2.38	\$7.66	\$8.29	\$9.66	\$13.03	\$16.79	\$15,928	\$17,233	\$20,085	\$27,096	\$34,928
35-1011	Chefs and Head Cooks	100	24.25	\$25.93	\$53,938	18.58	\$14.39	\$17.02	\$21.96	\$27.81	\$51.34	\$29,939	\$35,393	\$45,687	\$57,842	\$106,787
35-1012	First-Line Supervisors of Food Preparation and Serving Workers	630	17.28	\$18.43	\$38,325	6.99	\$9.76	\$11.76	\$17.96	\$24.96	\$27.83	\$20,301	\$24,453	\$37,367	\$51,916	\$57,891
35-2011	Cooks, Fast Food	150	36.38	\$9.66	\$20,101	5.12	\$7.68	\$8.15	\$8.94	\$10.58	\$13.43	\$15,976	\$16,960	\$18,600	\$22,001	\$27,944
35-2012	Cooks, Institution and Cafeteria	410	14.21	\$12.98	\$26,999	6.4	\$8.31	\$9.64	\$11.33	\$15.10	\$20.54	\$17,294	\$20,056	\$23,575	\$31,410	\$42,726
35-2014	Cooks, Restaurant	1,410	9.81	\$12.64	\$26,286	5.16	\$8.23	\$10.04	\$13.10	\$14.48	\$15.92	\$17,124	\$20,877	\$27,245	\$30,117	\$33,105
35-2015	Cooks, Short Order			\$13.02	\$27,087	5.74	\$10.98	\$12.31	\$13.25	\$14.19	\$14.76	\$22,846	\$25,614	\$27,565	\$29,516	\$30,695
35-2021	Food Preparation Workers	860	14.51	\$11.06	\$23,000	2.57	\$8.21	\$9.45	\$10.77	\$12.21	\$14.40	\$17,080	\$19,666	\$22,398	\$25,393	\$29,947
35-3011	Bartenders	480	17.87	\$8.84	\$18,394	2.51	\$7.61	\$8.00	\$8.60	\$9.20	\$9.74	\$15,825	\$16,642	\$17,893	\$19,144	\$20,263
35-3021	Combined Food Preparation and Serving Workers, Including Fast Food	2,320	11.74	\$10.40	\$21,625	4.22	\$7.75	\$8.35	\$9.37	\$12.49	\$14.58	\$16,123	\$17,374	\$19,494	\$25,986	\$30,325
35-3022	Counter Attendants, Cafeteria, Food Concession, and Coffee Shop	200	39.7	\$10.66	\$22,169	2.78	\$7.92	\$9.15	\$10.66	\$11.95	\$14.03	\$16,468	\$19,037	\$22,177	\$24,860	\$29,184
35-3031	Waiters and Waitresses	2,520	7.92	\$10.09	\$20,978	6.55	\$7.50	\$7.70	\$8.47	\$10.13	\$17.75	\$15,597	\$16,010	\$17,616	\$21,067	\$36,919
35-3041	Food Servers, Nonrestaurant	150	24.94	\$11.55	\$24,019	2.72	\$7.72	\$8.47	\$10.77	\$14.40	\$16.35	\$16,052	\$17,626	\$22,410	\$29,943	\$34,016
35-9011	Dining Room and Cafeteria Attendants and Bartender Helpers			\$9.43	\$19,623	3.5	\$7.57	\$7.95	\$8.89	\$10.67	\$12.04	\$15,738	\$16,526	\$18,495	\$22,200	\$25,042
35-9021	Dishwashers	570	18.18	\$9.21	\$19,160	3.6	\$7.70	\$8.20	\$9.02	\$10.47	\$11.49	\$16,012	\$17,054	\$18,760	\$21,782	\$23,903
35-9031	Hosts and Hostesses, Restaurant, Lounge, and Coffee Shop	430	20.3	\$9.54	\$19,840	5.29	\$7.72	\$8.23	\$8.94	\$9.76	\$11.42	\$16,067	\$17,112	\$18,605	\$20,308	\$23,763
37-0000	Building and Grounds Cleaning and Maintenance Occupations	3,820	8.58	\$13.24	\$27,535	2.48	\$8.66	\$10.10	\$12.54	\$15.24	\$18.62	\$18,004	\$21,012	\$26,084	\$31,703	\$38,723
37-1011	First-Line Supervisors of Housekeeping and Janitorial Workers	130	25.03	\$20.48	\$42,590	9.16	\$12.55	\$13.97	\$20.94	\$24.42	\$28.26	\$26,098	\$29,067	\$43,548	\$50,801	\$58,790
37-1012	First-Line Supervisors of Landscaping, Lawn Service, and Groundskeeping Workers			\$23.11	\$48,070	7	\$18.95	\$19.94	\$21.47	\$24.36	\$30.84	\$39,422	\$41,472	\$44,653	\$50,666	\$64,139
37-2011	Janitors and Cleaners, Except Maids and Housekeeping Cleaners	1,300	7.93	\$12.24	\$25,450	2.17	\$8.56	\$9.99	\$11.87	\$14.12	\$16.09	\$17,804	\$20,782	\$24,684	\$29,367	\$33,468
37-2012	Maids and Housekeeping Cleaners	1,130	22.03	\$11.49	\$23,892	4.78	\$8.30	\$9.35	\$10.75	\$13.56	\$16.42	\$17,272	\$19,456	\$22,364	\$28,213	\$34,155
37-3011	Landscaping and Groundskeeping Workers	930	7.17	\$14.40	\$29,959	4.42	\$9.44	\$12.22	\$13.89	\$16.28	\$19.34	\$19,637	\$25,411	\$28,900	\$33,869	\$40,233
37-3012	Pesticide Handlers, Sprayers, and Applicators, Vegetation			\$16.27	\$33,845	2.9	\$12.88	\$13.87	\$15.63	\$18.53	\$21.10	\$26,781	\$28,851	\$32,508	\$38,542	\$43,886
37-3019	Grounds Maintenance Workers, All Other			\$17.97	\$37,373	10.55	\$12.53	\$15.18	\$18.91	\$21.06	\$22.34	\$26,054	\$31,567	\$39,335	\$43,798	\$46,475
39-0000	Personal Care and Service Occupations	2,770	8.45	\$12.05	\$25,070	2.27	\$7.87	\$8.80	\$10.63	\$13.49	\$18.10	\$16,371	\$18,310	\$22,114	\$28,058	\$37,651
39-1021	First-Line Supervisors of Personal Service Workers	110	17.77	\$18.56	\$38,600	3.26	\$9.84	\$13.54	\$17.38	\$22.66	\$27.98	\$20,457	\$28,170	\$36,154	\$47,130	\$58,198

Occupational Code	Occupational Title	Employment Estimate	Employment Percentage Relative Standard Error	Average Hourly Wage	Average Annual Wage	Wage Percentage Relative Standard Error	10th Percentile (Hourly)	25th Percentile (Hourly)	50th Percentile (Hourly)	75th Percentile (Hourly)	90th Percentile (Hourly)	10th Percentile (Annual)	25th Percentile (Annual)	50th Percentile (Annual)	75th Percentile (Annual)	90th Percentile (Annual)
39-2021	Nonfarm Animal Caretakers	150	38.68	\$10.26	\$21,343	4.89	\$7.62	\$8.29	\$9.96	\$11.37	\$13.63	\$15,853	\$17,251	\$20,712	\$23,648	\$28,353
39-3031	Ushers, Lobby Attendants, and Ticket Takers	100	44.26	\$9.11	\$18,957	4.11	\$7.49	\$7.66	\$8.84	\$10.33	\$11.28	\$15,585	\$15,942	\$18,395	\$21,478	\$23,468
39-3091	Amusement and Recreation Attendants			\$10.57	\$21,994	2.08	\$7.88	\$9.45	\$10.36	\$11.24	\$12.66	\$16,388	\$19,662	\$21,547	\$23,369	\$26,324
39-3093	Locker Room, Coatroom, and Dressing Room Attendants	10	43.69	\$10.82	\$22,502	3.7	\$8.13	\$8.95	\$10.00	\$11.47	\$16.27	\$16,912	\$18,616	\$20,805	\$23,866	\$33,834
39-3099	Entertainment Attendants and Related Workers, All Other	40	28.93	\$8.45	\$17,582	4.66	\$7.46	\$7.59	\$7.82	\$9.20	\$10.72	\$15,525	\$15,791	\$16,258	\$19,129	\$22,296
39-4021	Funeral Attendants			\$13.15	\$27,343	12.73	\$8.41	\$9.90	\$12.94	\$16.83	\$18.33	\$17,490	\$20,595	\$26,922	\$35,012	\$38,135
39-4831	Funeral Service Managers, Directors, Morticians, and Undertakers	20	43.41	\$24.85	\$51,678	23.32	\$15.35	\$16.36	\$18.04	\$37.76	\$41.89	\$31,924	\$34,024	\$37,526	\$78,537	\$87,136
39-5012	Hairdressers, Hairstylists, and Cosmetologists	130	23.21	\$11.28	\$23,471	4.84	\$8.45	\$9.77	\$10.87	\$12.67	\$14.88	\$17,569	\$20,330	\$22,615	\$26,356	\$30,956
39-5094	Skincare Specialists			\$20.19	\$41,999	11.73	\$7.86	\$8.78	\$17.48	\$19.54	\$50.97	\$16,356	\$18,270	\$36,360	\$40,643	\$106,012
39-6011	Baggage Porters and Bellhops	20	29.3	\$11.19	\$23,275	5.9	\$7.70	\$9.33	\$10.78	\$11.98	\$15.96	\$16,020	\$19,411	\$22,429	\$24,912	\$33,206
39-6012	Concierges			\$11.96	\$24,875	20.57	\$8.38	\$9.11	\$10.66	\$15.36	\$18.00	\$17,427	\$18,945	\$22,170	\$31,944	\$37,444
39-7011	Tour Guides and Escorts			\$11.94	\$24,825	5.03	\$10.34	\$10.99	\$11.97	\$12.91	\$13.98	\$21,500	\$22,850	\$24,893	\$26,848	\$29,077
39-7012	Travel Guides			\$16.17	\$33,644	11.81	\$10.45	\$13.36	\$16.66	\$19.38	\$21.40	\$21,731	\$27,796	\$34,660	\$40,302	\$44,513
39-9011	Childcare Workers	260	33.26	\$11.55	\$24,019	2.13	\$7.92	\$8.79	\$11.13	\$13.70	\$15.84	\$16,468	\$18,274	\$23,156	\$28,491	\$32,939
39-9021	Personal Care Aides	760	15.83	\$10.22	\$21,254	5.14	\$7.80	\$8.30	\$9.08	\$11.33	\$14.64	\$16,225	\$17,254	\$18,883	\$23,557	\$30,451
39-9031	Fitness Trainers and Aerobics Instructors	180	13.07	\$20.04	\$41,684	5.99	\$11.45	\$15.33	\$17.64	\$25.24	\$32.61	\$23,819	\$31,889	\$36,699	\$52,499	\$67,828
39-9032	Recreation Workers	340	15.59	\$12.50	\$25,998	3.37	\$8.37	\$10.00	\$11.36	\$13.40	\$18.26	\$17,409	\$20,801	\$23,635	\$27,867	\$37,979
41-0000	Sales and Related Occupations	11,590	4.15	\$16.13	\$33,559	3.04	\$8.09	\$9.31	\$12.63	\$17.92	\$27.16	\$16,831	\$19,369	\$26,264	\$37,269	\$56,484
41-1011	First-Line Supervisors of Retail Sales Workers	1,070	9.53	\$18.29	\$38,050	3.36	\$10.64	\$13.19	\$17.35	\$21.84	\$26.43	\$22,135	\$27,432	\$36,092	\$45,421	\$54,975
41-1012	First-Line Supervisors of Non-Retail Sales Workers	90	15.77	\$27.11	\$56,398	8.78	\$11.72	\$15.76	\$29.91	\$34.44	\$39.07	\$24,378	\$32,783	\$62,210	\$71,630	\$81,261
41-2011	Cashiers	3,300	9.43	\$10.59	\$22,036	2.69	\$7.85	\$8.50	\$9.67	\$11.99	\$15.42	\$16,321	\$17,684	\$20,114	\$24,946	\$32,079
41-2021	Counter and Rental Clerks	550	26.13	\$11.39	\$23,699	4.71	\$7.84	\$8.74	\$10.86	\$13.38	\$16.09	\$16,310	\$18,178	\$22,589	\$27,820	\$33,459
41-2022	Parts Salespersons	290	20.04	\$15.26	\$31,748	4.5	\$9.93	\$12.16	\$14.37	\$17.41	\$23.04	\$20,652	\$25,283	\$29,884	\$36,212	\$47,928
41-2031	Retail Salespersons	3,520	5.97	\$13.50	\$28,086	3.77	\$7.92	\$9.16	\$11.80	\$15.49	\$21.77	\$16,470	\$19,053	\$24,541	\$32,216	\$45,273
41-3011	Advertising Sales Agents	170	30.58	\$21.50	\$44,728	12.82	\$8.87	\$12.22	\$16.38	\$20.16	\$43.35	\$18,448	\$25,424	\$34,070	\$41,934	\$90,165
41-3021	Insurance Sales Agents	210	18.57	\$24.13	\$50,192	10.22	\$14.54	\$16.74	\$19.54	\$26.94	\$44.31	\$30,237	\$34,828	\$40,648	\$56,038	\$92,170
41-3031	Securities, Commodities, and Financial Services Sales Agents	190	32.4	\$36.11	\$75,108	26.5	\$14.53	\$17.04	\$21.52	\$48.91	\$77.79	\$30,223	\$35,436	\$44,762	\$101,743	\$161,794
41-3041	Travel Agents	30	28.21	\$20.79	\$43,240	16.29	\$8.98	\$14.33	\$19.00	\$31.44	\$36.48	\$18,683	\$29,810	\$39,511	\$65,385	\$75,880
41-3099	Sales Representatives, Services, All Other	400	24.03	\$26.93	\$56,007	12.3	\$12.59	\$14.66	\$18.27	\$30.89	\$57.02	\$26,188	\$30,497	\$37,994	\$64,259	\$118,607
41-4011	Sales Representatives, Wholesale and Manufacturing, Technical and Scientific Products	90	36.89	\$34.72	\$72,212	9.49	\$14.80	\$23.85	\$32.77	\$47.36	\$57.00	\$30,779	\$49,615	\$68,158	\$98,505	\$118,553
41-4012	Sales Representatives, Wholesale and Manufacturing, Except Technical and Scientific Products	1,190	14.32	\$28.24	\$58,729	6.06	\$10.86	\$16.70	\$21.88	\$34.69	\$48.37	\$22,592	\$34,739	\$45,504	\$72,163	\$100,618
41-9022	Real Estate Sales Agents	250	30.87	\$16.61	\$34,546	13.3	\$7.98	\$8.81	\$13.93	\$22.81	\$31.28	\$16,597	\$18,317	\$28,966	\$47,448	\$65,062
41-9799	Sales and Related Workers, All Other*	90	30.22	\$13.40	\$27,866	7.12	\$8.40	\$9.91	\$12.81	\$14.65	\$21.36	\$17,472	\$20,622	\$26,641	\$30,476	\$44,434
43-0000	Office and Administrative Support Occupations	15,570	2.61	\$15.29	\$31,796	0.99	\$8.91	\$11.29	\$14.35	\$18.13	\$23.18	\$18,526	\$23,477	\$29,855	\$37,713	\$48,211

Occupational Code	Occupational Title	Employment Estimate	Employment Percentage Relative Standard Error	Average Hourly Wage	Average Annual Wage	Wage Percentage Relative Standard Error	10th Percentile (Hourly)	25th Percentile (Hourly)	50th Percentile (Hourly)	75th Percentile (Hourly)	90th Percentile (Hourly)	10th Percentile (Annual)	25th Percentile (Annual)	50th Percentile (Annual)	75th Percentile (Annual)	90th Percentile (Annual)
43-1011	First-Line Supervisors of Office and Administrative Support Workers	680	6.65	\$20.93	\$43,538	2.87	\$11.57	\$15.12	\$19.36	\$25.05	\$30.87	\$24,057	\$31,456	\$40,263	\$52,113	\$64,200
43-2011	Switchboard Operators, Including Answering Service	70	9.72	\$12.24	\$25,457	10.26	\$8.05	\$9.06	\$11.76	\$13.83	\$16.01	\$16,741	\$18,852	\$24,469	\$28,766	\$33,291
43-3011	Bill and Account Collectors	90	17.13	\$15.44	\$32,125	3.26	\$10.87	\$12.82	\$14.94	\$17.84	\$21.56	\$22,609	\$26,664	\$31,071	\$37,112	\$44,834
43-3021	Billing and Posting Clerks	180	17.87	\$15.83	\$32,929	3.26	\$10.16	\$13.06	\$16.02	\$18.64	\$21.28	\$21,136	\$27,173	\$33,329	\$38,766	\$44,262
43-3031	Bookkeeping, Accounting, and Auditing Clerks	2,260	6.95	\$15.32	\$31,869	2.25	\$8.49	\$11.48	\$14.77	\$18.24	\$22.89	\$17,653	\$23,873	\$30,714	\$37,948	\$47,603
43-3051	Payroll and Timekeeping Clerks	110	31.44	\$18.19	\$37,827	2.55	\$12.94	\$14.23	\$16.56	\$22.70	\$26.76	\$26,923	\$29,601	\$34,444	\$47,216	\$55,664
43-3061	Procurement Clerks	20	12.82	\$17.88	\$37,197	3.93	\$10.93	\$15.16	\$18.68	\$21.13	\$22.39	\$22,738	\$31,528	\$38,863	\$43,958	\$46,570
43-3071	Tellers	640	8.3	\$11.82	\$24,587	1.74	\$9.68	\$10.35	\$11.36	\$13.18	\$14.82	\$20,138	\$21,522	\$23,637	\$27,416	\$30,818
43-4031	Court, Municipal, and License Clerks	260	6.31	\$18.28	\$38,016	1.82	\$13.48	\$14.82	\$17.66	\$20.95	\$24.48	\$28,036	\$30,836	\$36,741	\$43,570	\$50,917
43-4051	Customer Service Representatives	760	13.53	\$14.63	\$30,429	3.26	\$9.58	\$11.13	\$13.66	\$17.42	\$21.37	\$19,918	\$23,160	\$28,420	\$36,244	\$44,457
43-4061	Eligibility Interviewers, Government Programs			\$17.25	\$35,890	7.92	\$12.95	\$13.87	\$15.62	\$19.55	\$23.62	\$26,930	\$28,853	\$32,485	\$40,670	\$49,124
43-4071	File Clerks	90	30.51	\$15.10	\$31,407	7.36	\$10.93	\$12.73	\$14.38	\$17.93	\$21.03	\$22,725	\$26,482	\$29,902	\$37,298	\$43,742
43-4081	Hotel, Motel, and Resort Desk Clerks	550	14.29	\$9.70	\$20,166	6.16	\$7.66	\$8.17	\$8.97	\$10.88	\$13.04	\$15,940	\$17,000	\$18,661	\$22,626	\$27,131
43-4111	Interviewers, Except Eligibility and Loan	120	14.36	\$16.15	\$33,591	6.85	\$10.66	\$12.46	\$15.28	\$19.16	\$23.90	\$22,175	\$25,911	\$31,790	\$39,856	\$49,702
43-4121	Library Assistants, Clerical			\$12.16	\$25,299	2.26	\$8.28	\$9.66	\$12.32	\$14.26	\$16.49	\$17,222	\$20,092	\$25,629	\$29,666	\$34,295
43-4131	Loan Interviewers and Clerks	60	28.88	\$14.97	\$31,135	5.29	\$10.83	\$12.59	\$14.50	\$16.99	\$20.70	\$22,521	\$26,187	\$30,159	\$35,333	\$43,058
43-4141	New Accounts Clerks	30	40.12	\$13.49	\$28,062	4.83	\$10.34	\$11.58	\$13.11	\$14.93	\$17.66	\$21,516	\$24,077	\$27,264	\$31,060	\$36,725
43-4151	Order Clerks	30	20.18	\$11.89	\$24,727	5.18	\$8.11	\$9.07	\$10.85	\$13.78	\$18.68	\$16,878	\$18,855	\$22,566	\$28,671	\$38,845
43-4161	Human Resources Assistants, Except Payroll and Timekeeping	50	11.94	\$17.12	\$35,619	3.54	\$11.08	\$13.61	\$16.08	\$18.93	\$26.39	\$23,041	\$28,305	\$33,438	\$39,378	\$54,895
43-4171	Receptionists and Information Clerks	930	10.88	\$12.77	\$26,552	2.16	\$8.27	\$10.46	\$12.60	\$14.88	\$17.44	\$17,198	\$21,748	\$26,209	\$30,960	\$36,280
43-4181	Reservation and Transportation Ticket Agents and Travel Clerks	10	0.16	\$11.55	\$24,017	2.31	\$8.16	\$9.38	\$11.00	\$13.52	\$16.60	\$16,980	\$19,508	\$22,883	\$28,117	\$34,529
43-4199	Information and Record Clerks, All Other	160	8.47	\$18.15	\$37,747	2.51	\$12.98	\$13.46	\$17.43	\$21.13	\$24.87	\$27,004	\$27,995	\$36,257	\$43,956	\$51,739
43-5031	Police, Fire, and Ambulance Dispatchers	100	6.17	\$19.08	\$39,680	2.38	\$14.46	\$16.33	\$19.38	\$21.54	\$22.97	\$30,086	\$33,958	\$40,303	\$44,800	\$47,784
43-5032	Dispatchers, Except Police, Fire, and Ambulance	120	13.44	\$21.66	\$45,043	5.12	\$12.11	\$15.06	\$20.25	\$28.55	\$33.04	\$25,193	\$31,319	\$42,125	\$59,393	\$68,731
43-5041	Meter Readers, Utilities	50	20.42	\$21.86	\$45,463	3.11	\$16.76	\$18.44	\$20.86	\$25.42	\$28.82	\$34,855	\$38,352	\$43,388	\$52,865	\$59,947
43-5051	Postal Service Clerks	100	0.02	\$24.82	\$51,619	1.58	\$22.07	\$23.86	\$25.52	\$25.53	\$26.55	\$45,906	\$49,634	\$53,089	\$53,101	\$55,234
43-5052	Postal Service Mail Carriers	220	0.01	\$22.82	\$47,456	1.41	\$18.50	\$18.51	\$24.20	\$26.26	\$27.31	\$38,483	\$38,495	\$50,336	\$54,612	\$56,810
43-5053	Postal Service Mail Sorters, Processors, and Processing Machine Operators	100	0.02	\$17.28	\$35,951	2.06	\$9.98	\$10.33	\$13.30	\$25.52	\$25.53	\$20,761	\$21,489	\$27,672	\$53,088	\$53,097
43-5061	Production, Planning, and Expediting Clerks	20	14.05	\$20.42	\$42,464	8.85	\$12.06	\$13.52	\$16.02	\$28.21	\$32.69	\$25,075	\$28,116	\$33,329	\$58,668	\$67,989
43-5071	Shipping, Receiving, and Traffic Clerks	220	11.28	\$13.74	\$28,576	3.7	\$9.73	\$10.76	\$12.43	\$15.54	\$20.06	\$20,247	\$22,391	\$25,849	\$32,333	\$41,717
43-5081	Stock Clerks and Order Fillers	1,580	12.72	\$12.65	\$26,312	2.46	\$8.19	\$9.51	\$11.53	\$15.38	\$18.11	\$17,028	\$19,773	\$23,989	\$31,986	\$37,677
43-5111	Weighers, Measurers, Checkers, and Samplers, Recordkeeping	40	42.12	\$17.33	\$36,047	6.32	\$14.73	\$15.66	\$17.22	\$19.32	\$22.19	\$30,634	\$32,581	\$35,825	\$40,184	\$46,164
43-6011	Executive Secretaries and Executive Administrative Assistants			\$20.35	\$42,325	2.78	\$12.92	\$15.85	\$19.28	\$24.17	\$29.48	\$26,866	\$32,973	\$40,107	\$50,275	\$61,312
43-6012	Legal Secretaries	170	39.3	\$23.38	\$48,629	10.01	\$13.33	\$19.33	\$24.59	\$28.64	\$31.10	\$27,727	\$40,211	\$51,157	\$59,581	\$64,678
43-6013	Medical Secretaries	430	14.97	\$14.14	\$29,421	3.72	\$10.55	\$12.19	\$13.61	\$15.17	\$19.38	\$21,938	\$25,364	\$28,311	\$31,550	\$40,309
43-6014	Secretaries and Administrative Assistants, Except Legal, Medical, and Executive	3,170	4.89	\$15.28	\$31,783	1.3	\$9.79	\$12.68	\$15.12	\$17.78	\$21.32	\$20,373	\$26,381	\$31,443	\$36,989	\$44,355

Occupational Code	Occupational Title	Employment Estimate	Employment Percentage Relative Standard Error	Average Hourly Wage	Average Annual Wage	Wage Percentage Relative Standard Error	10th Percentile (Hourly)	25th Percentile (Hourly)	50th Percentile (Hourly)	75th Percentile (Hourly)	90th Percentile (Hourly)	10th Percentile (Annual)	25th Percentile (Annual)	50th Percentile (Annual)	75th Percentile (Annual)	90th Percentile (Annual)
47-5012	Rotary Drill Operators, Oil and Gas			\$23.61	\$49,107	5.04	\$16.61	\$20.37	\$23.44	\$26.64	\$31.97	\$34,551	\$42,374	\$48,751	\$55,417	\$66,493
47-5013	Service Unit Operators, Oil, Gas, and Mining	140	31.5	\$20.46	\$42,562	7.72	\$11.30	\$16.85	\$20.56	\$25.26	\$27.65	\$23,512	\$35,046	\$42,761	\$52,539	\$57,506
47-5021	Earth Drillers, Except Oil and Gas	70	30.64	\$22.07	\$45,902	3.42	\$17.74	\$19.50	\$21.78	\$24.58	\$27.76	\$36,902	\$40,556	\$45,299	\$51,127	\$57,747
47-5031	Explosives Workers, Ordnance Handling Experts, and Blasters	20	10.22	\$25.55	\$53,141	3.3	\$22.09	\$23.61	\$25.36	\$27.64	\$29.79	\$45,949	\$49,107	\$52,754	\$57,483	\$61,955
47-5041	Continuous Mining Machine Operators	100	12.16	\$29.01	\$60,343	3.69	\$19.25	\$28.10	\$30.98	\$33.43	\$35.14	\$40,035	\$58,444	\$64,444	\$69,541	\$73,083
47-5042	Mine Cutting and Channeling Machine Operators	130	14.92	\$27.50	\$57,194	6.66	\$19.81	\$22.23	\$24.46	\$26.90	\$28.90	\$41,209	\$46,233	\$50,882	\$55,957	\$60,112
47-5061	Roof Bolters, Mining	120	6.87	\$27.22	\$56,620	3.82	\$23.36	\$24.79	\$27.11	\$29.67	\$32.46	\$48,581	\$51,563	\$56,383	\$61,712	\$67,526
47-5071	Roustabouts, Oil and Gas	450	32.76	\$18.08	\$37,598	5.88	\$12.97	\$15.33	\$17.17	\$19.61	\$24.39	\$26,972	\$31,891	\$35,723	\$40,786	\$50,724
47-5081	Helpers--Extraction Workers	440	3.39	\$24.30	\$50,553	2.76	\$16.83	\$18.62	\$23.31	\$30.70	\$33.73	\$35,013	\$38,721	\$48,494	\$63,849	\$70,161
49-0000	Installation, Maintenance, and Repair Occupations	4,870	4.94	\$21.93	\$45,615	2.85	\$10.93	\$14.68	\$20.29	\$27.69	\$34.66	\$22,737	\$30,530	\$42,199	\$57,602	\$72,082
49-1011	First-Line Supervisors of Mechanics, Installers, and Repairers	270	10.09	\$34.55	\$71,868	3.49	\$19.34	\$24.91	\$32.60	\$40.24	\$48.93	\$40,217	\$51,813	\$67,811	\$83,696	\$101,776
49-2011	Computer, Automated Teller, and Office Machine Repairers	120	20.7	\$15.99	\$33,258	5.82	\$11.82	\$13.00	\$15.74	\$19.01	\$21.46	\$24,587	\$27,034	\$32,741	\$39,550	\$44,643
49-2022	Telecommunications Equipment Installers and Repairers, Except Line Installers	180	35.87	\$19.10	\$39,723	18.7	\$8.51	\$9.39	\$21.39	\$25.96	\$28.39	\$17,704	\$19,536	\$44,498	\$54,003	\$59,043
49-2094	Electrical and Electronics Repairers, Commercial and Industrial Equipment	30	27.75	\$36.30	\$75,511	5.05	\$26.41	\$33.53	\$37.35	\$39.56	\$47.45	\$54,937	\$69,740	\$77,685	\$82,276	\$98,697
49-2095	Electrical and Electronics Repairers, Powerhouse, Substation, and Relay	20	39.29	\$34.08	\$70,894	3.39	\$26.75	\$32.49	\$35.37	\$38.34	\$40.16	\$55,646	\$67,576	\$73,568	\$79,744	\$83,524
49-2097	Electronic Home Entertainment Equipment Installers and Repairers			\$25.07	\$52,155	11.29	\$20.34	\$21.70	\$23.82	\$25.55	\$29.00	\$42,308	\$45,135	\$49,539	\$53,151	\$60,311
49-2098	Security and Fire Alarm Systems Installers			\$25.85	\$53,766	8.89	\$18.37	\$23.21	\$25.96	\$30.06	\$33.65	\$38,209	\$48,285	\$53,990	\$62,515	\$69,995
49-3011	Aircraft Mechanics and Service Technicians	90	17.27	\$25.48	\$52,989	8.7	\$15.57	\$17.78	\$22.56	\$29.79	\$37.62	\$32,390	\$36,989	\$46,917	\$61,958	\$78,244
49-3022	Automotive Glass Installers and Repairers	120	36.41	\$14.77	\$30,718	9.71	\$10.76	\$12.55	\$14.49	\$17.75	\$19.25	\$22,388	\$26,094	\$30,149	\$36,921	\$40,049
49-3023	Automotive Service Technicians and Mechanics	770	11.93	\$21.60	\$44,928	13.77	\$10.41	\$13.16	\$18.16	\$26.62	\$36.84	\$21,655	\$27,378	\$37,777	\$55,375	\$76,627
49-3031	Bus and Truck Mechanics and Diesel Engine Specialists	210	11.88	\$22.22	\$46,219	2.28	\$15.70	\$18.61	\$22.14	\$26.09	\$29.32	\$32,660	\$38,701	\$46,056	\$54,265	\$60,984
49-3042	Mobile Heavy Equipment Mechanics, Except Engines	330	12.7	\$23.22	\$48,287	2.35	\$16.63	\$19.51	\$23.68	\$27.29	\$29.87	\$34,594	\$40,578	\$49,246	\$56,755	\$62,123
49-3093	Tire Repairers and Changers			\$11.26	\$23,426	9.2	\$8.75	\$9.98	\$10.92	\$11.85	\$12.42	\$18,207	\$20,767	\$22,710	\$24,654	\$25,833
49-9012	Control and Valve Installers and Repairers, Except Mechanical Door	180	7.21	\$29.79	\$61,963	4.1	\$23.03	\$25.66	\$30.10	\$34.35	\$37.83	\$47,895	\$53,367	\$62,607	\$71,449	\$78,693
49-9021	Heating, Air Conditioning, and Refrigeration Mechanics and Installers			\$26.38	\$54,863	11.87	\$15.87	\$19.33	\$29.35	\$32.78	\$35.21	\$33,013	\$40,203	\$61,055	\$68,193	\$73,232
49-9031	Home Appliance Repairers			\$19.28	\$40,111	12.74	\$13.13	\$15.40	\$20.48	\$23.01	\$24.95	\$27,302	\$32,026	\$42,599	\$47,853	\$51,889
49-9041	Industrial Machinery Mechanics	250	16.91	\$23.63	\$49,158	5.48	\$14.61	\$17.72	\$22.61	\$29.97	\$34.17	\$30,382	\$36,866	\$47,031	\$62,337	\$71,078
49-9043	Maintenance Workers, Machinery	50	43.92	\$26.47	\$55,060	3.96	\$15.20	\$24.26	\$28.42	\$31.17	\$33.17	\$31,613	\$50,451	\$59,118	\$64,826	\$68,987
49-9051	Electrical Power-Line Installers and Repairers	210	16.44	\$30.95	\$64,370	2.2	\$21.19	\$26.63	\$32.39	\$36.50	\$39.38	\$44,084	\$55,386	\$67,369	\$75,925	\$81,912
49-9071	Maintenance and Repair Workers, General	1,100	7.69	\$18.00	\$37,447	2.94	\$10.30	\$13.56	\$17.49	\$21.53	\$26.36	\$21,432	\$28,211	\$36,386	\$44,783	\$54,822

Occupational Code	Occupational Title	Employment Estimate	Employment Percentage Relative Standard Error	Average Hourly Wage	Average Annual Wage	Wage Percentage Relative Standard Error	10th Percentile (Hourly)	25th Percentile (Hourly)	50th Percentile (Hourly)	75th Percentile (Hourly)	90th Percentile (Hourly)	10th Percentile (Annual)	25th Percentile (Annual)	50th Percentile (Annual)	75th Percentile (Annual)	90th Percentile (Annual)
49-9091	Coin, Vending, and Amusement Machine Servicers and Repairers			\$12.96	\$26,966	12.5	\$7.68	\$9.27	\$12.52	\$15.00	\$19.40	\$15,981	\$19,284	\$26,051	\$31,192	\$40,362
49-9098	Helpers--Installation, Maintenance, and Repair Workers	60	26.95	\$12.91	\$26,856	3.91	\$9.84	\$10.51	\$11.65	\$14.24	\$18.07	\$20,467	\$21,855	\$24,222	\$29,628	\$37,589
49-9799	Installation, Maintenance, and Repair Workers, All Other*	130	27.1	\$17.33	\$36,041	5.02	\$10.43	\$11.64	\$13.91	\$19.34	\$28.13	\$21,689	\$24,206	\$28,943	\$40,236	\$58,517
51-0000	Production Occupations	3,930	8.43	\$18.59	\$38,667	3.5	\$9.11	\$11.19	\$15.92	\$24.75	\$31.89	\$18,949	\$23,269	\$33,104	\$51,478	\$66,327
51-1011	First-Line Supervisors of Production and Operating Workers	190	9.69	\$32.81	\$68,251	4.78	\$14.12	\$21.08	\$32.06	\$42.50	\$50.41	\$29,363	\$43,846	\$66,686	\$88,391	\$104,851
51-2022	Electrical and Electronic Equipment Assemblers	10	26.29	\$13.67	\$28,442	4.07	\$9.58	\$11.22	\$13.86	\$15.59	\$17.83	\$19,926	\$23,339	\$28,836	\$32,437	\$37,081
51-2041	Structural Metal Fabricators and Fitters	40	28.61	\$17.07	\$35,502	4.77	\$13.24	\$14.85	\$17.02	\$19.17	\$21.35	\$27,531	\$30,893	\$35,396	\$39,880	\$44,403
51-2092	Team Assemblers			\$12.40	\$25,796	4.45	\$8.02	\$9.28	\$11.34	\$14.48	\$18.87	\$16,684	\$19,296	\$23,596	\$30,114	\$39,241
51-2099	Assemblers and Fabricators, All Other	40	28.29	\$12.39	\$25,781	7.69	\$7.69	\$8.56	\$11.76	\$15.39	\$17.63	\$15,986	\$17,811	\$24,458	\$32,010	\$36,672
51-3011	Bakers	120	48.04	\$13.28	\$27,623	7.66	\$9.23	\$10.92	\$13.35	\$15.11	\$17.54	\$19,198	\$22,721	\$27,765	\$31,423	\$36,488
51-3021	Butchers and Meat Cutters	40	48.72	\$13.91	\$28,924	4.28	\$8.42	\$9.96	\$14.59	\$17.56	\$19.65	\$17,504	\$20,719	\$30,352	\$36,535	\$40,865
51-3023	Slaughterers and Meat Packers	60	12.39	\$12.85	\$26,730	11.3	\$7.76	\$9.56	\$11.89	\$16.58	\$18.11	\$16,150	\$19,881	\$24,721	\$34,486	\$37,673
51-3092	Food Batchmakers	190	45.48	\$13.54	\$28,170	2.99	\$9.64	\$11.04	\$13.10	\$15.39	\$18.81	\$20,042	\$22,973	\$27,250	\$32,019	\$39,133
51-4041	Machinists	70	25.64	\$16.93	\$35,221	4.44	\$10.93	\$12.52	\$14.72	\$19.96	\$26.71	\$22,730	\$26,045	\$30,608	\$41,524	\$55,555
51-4121	Welders, Cutters, Solderers, and Brazers	410	17.8	\$25.70	\$53,451	3.83	\$15.81	\$18.89	\$24.42	\$31.71	\$36.00	\$32,889	\$39,286	\$50,787	\$65,961	\$74,890
51-5112	Printing Press Operators	100	23.61	\$15.34	\$31,900	5.43	\$9.83	\$12.30	\$14.36	\$18.38	\$22.50	\$20,452	\$25,575	\$29,875	\$38,238	\$46,804
51-5113	Print Binding and Finishing Workers			\$11.34	\$23,579	15.57	\$7.46	\$7.62	\$8.54	\$15.07	\$20.32	\$15,526	\$15,856	\$17,763	\$31,349	\$42,274
51-6011	Laundry and Dry-Cleaning Workers			\$10.28	\$21,390	3.04	\$8.49	\$9.49	\$10.26	\$11.05	\$11.59	\$17,657	\$19,738	\$21,344	\$22,991	\$24,107
51-6031	Sewing Machine Operators	110	4.71	\$11.41	\$23,736	2.6	\$8.63	\$9.68	\$11.24	\$13.25	\$14.93	\$17,940	\$20,138	\$23,381	\$27,551	\$31,054
51-7011	Cabinetmakers and Bench Carpenters	160	27.63	\$15.22	\$31,657	8.57	\$9.21	\$11.86	\$13.88	\$16.99	\$22.57	\$19,158	\$24,663	\$28,873	\$35,339	\$46,937
51-7041	Sawing Machine Setters, Operators, and Tenders, Wood	40	19.31	\$11.92	\$24,801	7.61	\$8.42	\$9.43	\$12.08	\$14.36	\$15.62	\$17,522	\$19,614	\$25,134	\$29,866	\$32,489
51-8031	Water and Liquid Waste Treatment Plant and System Operators	210	20.91	\$23.99	\$49,900	4.74	\$15.64	\$19.29	\$23.67	\$28.60	\$34.59	\$32,536	\$40,128	\$49,237	\$59,494	\$71,940
51-8092	Gas Plant Operators	250	27.99	\$28.09	\$58,419	1.98	\$22.05	\$24.82	\$27.99	\$31.17	\$35.27	\$45,854	\$51,618	\$58,210	\$64,842	\$73,361
51-8093	Petroleum Pump System Operators, Refinery Operators, and Gaugers	190	30.18	\$27.54	\$57,279	3.31	\$20.16	\$23.71	\$27.52	\$31.00	\$35.87	\$41,926	\$49,319	\$57,241	\$64,478	\$74,603
51-9012	Separating, Filtering, Clarifying, Precipitating, and Still Machine Setters, Operators, and Tenders	20	22.41	\$11.42	\$23,752	6.53	\$7.79	\$8.29	\$9.12	\$14.61	\$17.47	\$16,197	\$17,234	\$18,961	\$30,380	\$36,332
51-9021	Crushing, Grinding, and Polishing Machine Setters, Operators, and Tenders	70	12.78	\$21.37	\$44,446	4.79	\$12.84	\$18.79	\$23.30	\$25.62	\$27.65	\$26,715	\$39,079	\$48,474	\$53,297	\$57,518
51-9061	Inspectors, Testers, Sorters, Samplers, and Weighers	60	30.79	\$17.15	\$35,665	5.97	\$8.90	\$12.49	\$16.31	\$19.20	\$22.63	\$18,518	\$25,972	\$33,931	\$39,934	\$47,067
51-9071	Jewelers and Precious Stone and Metal Workers			\$16.36	\$34,024	19.51	\$10.12	\$11.42	\$14.44	\$18.22	\$26.97	\$21,049	\$23,761	\$30,027	\$37,906	\$56,100
51-9111	Packaging and Filling Machine Operators and Tenders	100	28.07	\$12.12	\$25,211	5.74	\$8.52	\$9.63	\$11.14	\$13.96	\$17.44	\$17,724	\$20,035	\$23,161	\$29,036	\$36,274
51-9121	Coating, Painting, and Spraying Machine Setters, Operators, and Tenders	30	43.4	\$13.25	\$27,564	9.41	\$10.16	\$10.85	\$11.99	\$16.69	\$18.62	\$21,129	\$22,576	\$24,944	\$34,713	\$38,722

Occupational Code	Occupational Title	Employment Estimate	Employment Percentage Relative Standard Error	Average Hourly Wage	Average Annual Wage	Wage Percentage Relative Standard Error	10th Percentile (Hourly)	25th Percentile (Hourly)	50th Percentile (Hourly)	75th Percentile (Hourly)	90th Percentile (Hourly)	10th Percentile (Annual)	25th Percentile (Annual)	50th Percentile (Annual)	75th Percentile (Annual)	90th Percentile (Annual)
51-9123	Painting, Coating, and Decorating Workers	20	38.89	\$10.89	\$22,643	4.15	\$7.73	\$8.64	\$10.00	\$12.48	\$15.93	\$16,081	\$17,961	\$20,794	\$25,959	\$33,128
51-9151	Photographic Process Workers and Prioessing Machine Operators	40	14.62	\$11.55	\$24,031	5.63	\$8.20	\$9.53	\$10.87	\$12.70	\$15.63	\$17,056	\$19,814	\$22,604	\$26,412	\$32,514
51-9195	Molders, Shapers, and Casters, Except Metal and Plastic	30	40.89	\$15.58	\$32,414	10.18	\$10.39	\$11.49	\$14.77	\$17.14	\$25.53	\$21,618	\$23,906	\$30,718	\$35,647	\$53,094
51-9198	Helpers--Production Workers	120	21.71	\$12.39	\$25,763	9.12	\$7.56	\$7.97	\$9.53	\$17.23	\$21.29	\$15,726	\$16,585	\$19,829	\$35,837	\$44,273
51-9399	Production Workers, All Other*	80	15.73	\$14.12	\$29,369	3.79	\$9.00	\$10.37	\$13.20	\$17.26	\$21.59	\$18,711	\$21,572	\$27,464	\$35,892	\$44,899
53-0000	Transportation and Material Moving Occupations	5,680	6.51	\$18.32	\$38,106	2.08	\$9.51	\$13.11	\$17.60	\$22.68	\$28.05	\$19,785	\$27,268	\$36,612	\$47,175	\$58,340
53-1021	First-Line Supervisors of Helpers, Laborers, and Material Movers, Hand			\$26.88	\$55,921	4.39	\$15.05	\$18.67	\$27.63	\$35.30	\$39.20	\$31,296	\$38,835	\$57,465	\$73,434	\$81,526
53-1031	First-Line Supervisors of Transportation and Material-Moving Machine and Vehicle Operators	160	16.36	\$27.59	\$57,381	3.9	\$17.13	\$23.35	\$27.81	\$32.94	\$38.20	\$35,634	\$48,570	\$57,850	\$68,513	\$79,456
53-2012	Commercial Pilots	40	36.9		\$75,154	14.19						\$61,314	\$64,163	\$68,875	\$73,549	\$83,622
53-3011	Ambulance Drivers and Attendants, Except Emergency Medical Technicians			\$12.72	\$26,453	9.84	\$7.65	\$8.52	\$12.28	\$14.27	\$21.67	\$15,909	\$17,730	\$25,542	\$29,687	\$45,084
53-3021	Bus Drivers, Transit and Intercity	100	35.76	\$15.02	\$31,242	3.18	\$10.57	\$12.40	\$15.40	\$17.31	\$19.05	\$21,991	\$25,783	\$32,026	\$36,009	\$39,631
53-3022	Bus Drivers, School or Special Client	350	2.67	\$16.49	\$34,294	3.49	\$12.35	\$13.60	\$15.96	\$18.32	\$21.68	\$25,681	\$28,283	\$33,203	\$38,102	\$45,097
53-3031	Driver/Sales Workers	270	30.85	\$14.14	\$29,412	10.99	\$7.63	\$8.40	\$15.06	\$17.81	\$21.50	\$15,880	\$17,462	\$31,335	\$37,048	\$44,722
53-3032	Heavy and Tractor-Trailer Truck Drivers	1,600	12.4	\$21.16	\$44,014	2.36	\$15.81	\$17.73	\$20.81	\$23.87	\$28.16	\$32,893	\$36,884	\$43,290	\$49,644	\$58,569
53-3033	Light Truck or Delivery Services Drivers	660	15.53	\$16.95	\$35,250	3.6	\$11.05	\$13.20	\$16.27	\$20.12	\$23.95	\$22,992	\$27,448	\$33,845	\$41,854	\$49,814
53-3041	Taxi Drivers and Chauffeurs	120	6.17	\$12.48	\$25,962	8.06	\$8.16	\$9.35	\$12.53	\$15.03	\$17.29	\$16,976	\$19,456	\$26,055	\$31,255	\$35,954
53-3099	Motor Vehicle Operators, All Other			\$22.81	\$47,445	6.89	\$15.98	\$19.76	\$24.22	\$26.62	\$28.06	\$33,230	\$41,107	\$50,373	\$55,366	\$58,361
53-6099	Transportation Workers, All Other	10	21.05	\$16.90	\$35,153	6.26	\$12.08	\$14.65	\$17.17	\$19.26	\$21.70	\$25,135	\$30,478	\$35,719	\$40,052	\$45,145
53-7032	Excavating and Loading Machine and Dragline Operators	360	26.54	\$25.11	\$52,224	3.83	\$18.27	\$21.17	\$25.24	\$28.66	\$31.73	\$38,002	\$44,033	\$52,507	\$59,622	\$66,007
53-7051	Industrial Truck and Tractor Operators	130	26.57	\$16.25	\$33,796	6	\$12.10	\$13.28	\$15.12	\$18.66	\$22.80	\$25,163	\$27,626	\$31,443	\$38,813	\$47,419
53-7061	Cleaners of Vehicles and Equipment	160	38.54	\$12.41	\$25,812	9.49	\$8.42	\$9.66	\$11.53	\$14.82	\$17.97	\$17,504	\$20,096	\$23,978	\$30,827	\$37,370
53-7062	Laborers and Freight, Stock, and Material Movers, Hand	660	18.17	\$13.50	\$28,085	2.57	\$9.19	\$10.74	\$12.85	\$15.54	\$19.57	\$19,112	\$22,342	\$26,718	\$32,328	\$40,696
53-7064	Packers and Packagers, Hand	310	36.92	\$9.57	\$19,911	4.57	\$7.95	\$8.35	\$9.00	\$9.75	\$11.85	\$16,539	\$17,360	\$18,729	\$20,282	\$24,657
53-7072	Pump Operators, Except Wellhead Pumps			\$22.33	\$46,450	7.97	\$16.97	\$19.82	\$22.79	\$26.02	\$28.06	\$35,290	\$41,225	\$47,395	\$54,123	\$58,357
53-7073	Wellhead Pumps			\$28.87	\$60,048	13.39	\$18.59	\$21.58	\$26.62	\$31.26	\$54.21	\$38,661	\$44,896	\$55,377	\$65,019	\$112,749
53-7081	Refuse and Recyclable Material Collectors	180	38.6	\$15.61	\$32,471	5.62	\$9.30	\$11.39	\$15.52	\$19.15	\$22.78	\$19,353	\$23,701	\$32,276	\$39,839	\$47,390
53-7111	Mine Shuttle Car Operators	80	32.96	\$25.54	\$53,126	5.46	\$18.18	\$21.28	\$25.77	\$30.11	\$33.73	\$37,810	\$44,260	\$53,609	\$62,634	\$70,159

Occupational Code	Occupational Title	Employment Estimate	Employment Percentage Relative Standard Error	Average Hourly Wage	Average Annual Wage	Wage Percentage Relative Standard Error	10th Percentile (Hourly)	25th Percentile (Hourly)	50th Percentile (Hourly)	75th Percentile (Hourly)	90th Percentile (Hourly)	10th Percentile (Annual)	25th Percentile (Annual)	50th Percentile (Annual)	75th Percentile (Annual)	90th Percentile (Annual)
00-0000	All occupations	73,500	1.57	\$20.49	\$42,619	1.59	\$9.11	\$12.06	\$16.82	\$24.57	\$35.48	\$18,952	\$25,087	\$34,992	\$51,115	\$73,805
11-0000	Management Occupations	3,190	6.32	\$43.31	\$90,079	2.52	\$21.08	\$29.76	\$39.00	\$51.91	\$69.18	\$43,853	\$61,904	\$81,114	\$107,971	\$143,886
11-1011	Chief Executives	70	20.75	\$73.17	\$152,186	12.93	\$34.53	\$49.79	\$72.04			\$71,825	\$103,571	\$149,851		
11-1021	General and Operations Managers	1,530	9.28	\$46.59	\$96,908	3.71	\$21.65	\$31.00	\$41.05	\$55.47	\$77.94	\$45,033	\$64,477	\$85,376	\$115,381	\$162,117
11-1031	Legislators	40	24.67	\$20.21	\$42,034	14	\$7.67	\$8.17	\$13.20	\$32.13	\$36.70	\$15,949	\$16,985	\$27,453	\$66,824	\$76,344
11-2021	Marketing Managers	30	14.89	\$47.23	\$98,239	12.77	\$25.14	\$29.53	\$37.97	\$53.76		\$52,292	\$61,417	\$78,988	\$111,827	
11-2022	Sales Managers	50	22.84	\$49.01	\$101,939	5.81	\$27.56	\$33.81	\$45.30	\$63.81		\$57,333	\$70,315	\$94,219	\$132,717	
11-2031	Public Relations and Fundraising Managers	10	34.71	\$42.70	\$88,814	6.49	\$31.44	\$34.88	\$40.93	\$46.01	\$64.27	\$65,392	\$72,541	\$85,133	\$95,691	\$133,685
11-3011	Administrative Services Managers	100	11.72	\$32.71	\$68,036	3.64	\$19.30	\$23.68	\$31.76	\$39.15	\$44.97	\$40,151	\$49,260	\$66,052	\$81,429	\$93,541
11-3021	Computer and Information Systems Managers	30	26.57	\$60.84	\$126,545	9.72	\$36.26	\$45.43	\$52.86	\$71.19		\$75,418	\$94,489	\$109,957	\$148,070	
11-3031	Financial Managers	80	12.3	\$52.19	\$108,550	6.66	\$26.31	\$36.89	\$47.36	\$62.48		\$54,726	\$76,730	\$98,500	\$129,964	
11-3071	Transportation, Storage, and Distribution Managers	40	10.63	\$40.03	\$83,266	3.67	\$22.48	\$33.40	\$39.99	\$49.20	\$58.12	\$46,750	\$69,478	\$83,189	\$102,344	\$120,894
11-3121	Human Resources Managers	20	10.35	\$41.64	\$86,612	4.27	\$26.01	\$31.06	\$39.76	\$53.09	\$63.40	\$54,109	\$64,603	\$82,696	\$110,424	\$131,880
11-9021	Construction Managers	210	47.61	\$45.70	\$95,057	2.36	\$34.12	\$39.23	\$46.97	\$53.29	\$56.89	\$70,973	\$81,590	\$97,689	\$110,849	\$118,325
11-9031	Education Administrators, Preschool and Child Care Center/Program	20	21.77	\$18.24	\$37,947	15.78	\$13.13	\$14.11	\$15.74	\$24.06	\$27.15	\$27,300	\$29,340	\$32,741	\$50,044	\$56,481
11-9032	Education Administrators, Elementary and Secondary School				\$79,671	2.1						\$58,762	\$68,926	\$81,097	\$92,451	\$103,435
11-9051	Food Service Managers	190	19.4	\$31.09	\$64,675	5.44	\$18.96	\$24.03	\$31.38	\$37.07	\$44.39	\$39,439	\$49,984	\$65,264	\$77,112	\$92,340
11-9081	Lodging Managers	60	24.24	\$36.31	\$75,534	9.28	\$18.81	\$23.61	\$31.39	\$51.20	\$56.63	\$39,131	\$49,102	\$65,290	\$106,487	\$117,796
11-9111	Medical and Health Services Managers	110	5.33	\$49.60	\$103,168	4.57	\$32.49	\$38.29	\$48.49	\$57.84	\$66.23	\$67,572	\$79,652	\$100,858	\$120,307	\$137,752
11-9131	Postmasters and Mail Superintendents	40	0.05	\$26.57	\$55,259	1.48	\$16.23	\$18.34	\$28.99	\$32.43	\$36.14	\$33,752	\$38,152	\$60,304	\$67,449	\$75,177
11-9141	Property, Real Estate, and Community Association Managers	90	19.91	\$27.34	\$56,877	9.53	\$15.81	\$19.05	\$25.92	\$34.37	\$46.88	\$32,882	\$39,623	\$53,914	\$71,487	\$97,506
11-9151	Social and Community Service Managers	40	14.95	\$32.78	\$68,185	9.14	\$16.13	\$20.58	\$30.15	\$42.98	\$56.30	\$33,545	\$42,807	\$62,713	\$89,398	\$117,096
11-9199	Managers, All Other	220	8.04	\$33.48	\$69,645	3.29	\$20.35	\$24.72	\$31.42	\$41.84	\$51.74	\$42,336	\$51,425	\$65,362	\$87,030	\$107,624
13-0000	Business and Financial Operations Occupations	3,110	5.66	\$31.32	\$65,156	3.19	\$15.01	\$20.77	\$27.49	\$38.15	\$51.30	\$31,212	\$43,197	\$57,186	\$79,347	\$106,709
13-1022	Wholesale and Retail Buyers, Except Farm Products	30	40.17	\$31.18	\$64,861	13.22	\$13.93	\$18.11	\$34.46	\$39.35	\$48.04	\$28,965	\$37,677	\$71,681	\$81,848	\$99,914
13-1023	Purchasing Agents, Except Wholesale, Retail, and Farm Products	110	17.16	\$27.84	\$57,903	6.69	\$15.92	\$19.84	\$26.37	\$35.64	\$42.71	\$33,115	\$41,273	\$54,843	\$74,137	\$88,838
13-1041	Compliance Officers	70	12.82	\$29.11	\$60,548	3.29	\$17.85	\$22.00	\$30.01	\$35.32	\$40.84	\$37,121	\$45,763	\$62,424	\$73,458	\$84,943
13-1051	Cost Estimators	160	16.6	\$34.39	\$71,534	5.58	\$23.39	\$26.11	\$32.91	\$40.23	\$50.81	\$48,646	\$54,301	\$68,454	\$83,678	\$105,690
13-1078	Human Resources, Training, and Labor Relations Specialists, All Other*	140	7.79	\$26.75	\$55,650	3.04	\$15.25	\$19.22	\$25.61	\$32.75	\$40.89	\$31,718	\$39,971	\$53,269	\$68,124	\$85,061
13-1081	Logisticians	20	42.04	\$39.60	\$82,371	19.31	\$20.72	\$23.95	\$31.27	\$61.78	\$67.61	\$43,089	\$49,811	\$65,050	\$128,494	\$140,630
13-1111	Management Analysts	100	16.43	\$45.04	\$93,690	16.6	\$22.22	\$27.54	\$37.26	\$56.51	\$70.52	\$46,226	\$57,276	\$77,491	\$117,548	\$146,672
13-1121	Meeting, Convention, and Event Planners*	120	19.75	\$21.60	\$44,930	5.18	\$13.10	\$15.52	\$20.80	\$26.60	\$33.23	\$27,242	\$32,280	\$43,262	\$55,334	\$69,128
13-1141	Compensation, Benefits, and Job Analysis Specialists	30	20.46	\$29.56	\$61,475	5.87	\$19.05	\$25.39	\$29.34	\$34.39	\$41.00	\$39,620	\$52,807	\$61,022	\$71,529	\$85,276
13-1151	Training and Development Specialists	30	23.32	\$22.70	\$47,214	3.51	\$15.79	\$18.75	\$21.82	\$26.87	\$31.65	\$32,853	\$39,001	\$45,394	\$55,893	\$65,834
13-1161	Market Research Analysts and Marketing Specialists*	100	23.34	\$27.52	\$57,240	14.5	\$12.95	\$14.89	\$20.79	\$35.61	\$59.79	\$26,931	\$30,972	\$43,233	\$74,074	\$124,370

Occupational Code	Occupational Title	Employment Estimate	Employment Percentage Relative Standard Error	Average Hourly Wage	Average Annual Wage	Wage Percentage Relative Standard Error	10th Percentile (Hourly)	25th Percentile (Hourly)	50th Percentile (Hourly)	75th Percentile (Hourly)	90th Percentile (Hourly)	10th Percentile (Annual)	25th Percentile (Annual)	50th Percentile (Annual)	75th Percentile (Annual)	90th Percentile (Annual)
13-1199	Business Operations Specialists, All Other*	880	13.16	\$27.91	\$58,055	4.7	\$13.94	\$18.65	\$24.56	\$35.30	\$47.37	\$29,002	\$38,788	\$51,095	\$73,424	\$98,534
13-2011	Accountants and Auditors	780	7.59	\$36.14	\$75,179	7.54	\$15.39	\$22.92	\$31.80	\$42.65	\$57.00	\$32,010	\$47,674	\$66,136	\$88,715	\$118,570
13-2021	Appraisers and Assessors of Real Estate			\$33.67	\$70,035	10.02	\$20.88	\$24.57	\$27.99	\$48.56	\$54.43	\$43,441	\$51,097	\$58,229	\$101,004	\$113,219
13-2031	Budget Analysts	10	41.82													
13-2051	Financial Analysts	50	31.87													
13-2052	Personal Financial Advisors	80	40.87	\$32.27	\$67,129	16.06	\$18.50	\$20.11	\$22.43	\$29.81	\$43.96	\$38,473	\$41,820	\$46,653	\$61,997	\$91,444
13-2072	Loan Officers	110	19.23	\$32.40	\$67,394	11.05	\$12.57	\$20.94	\$31.44	\$42.56	\$50.46	\$26,154	\$43,548	\$65,404	\$88,530	\$104,955
13-2081	Tax Examiners and Collectors, and Revenue Agents	20	22.71	\$22.81	\$47,443	4.93	\$19.04	\$19.89	\$21.57	\$23.41	\$31.26	\$39,596	\$41,378	\$44,863	\$48,687	\$65,027
15-0000	Computer and Mathematical Occupations	710	9.77	\$36.93	\$76,805	5.25	\$19.13	\$24.64	\$34.16	\$43.71	\$56.36	\$39,780	\$51,248	\$71,056	\$90,922	\$117,220
15-1121	Computer Systems Analysts	30	28	\$38.73	\$80,551	2.9	\$27.02	\$33.71	\$38.74	\$45.54	\$51.60	\$56,201	\$70,121	\$80,587	\$94,719	\$107,335
15-1131	Computer Programmers	60	45.95	\$38.45	\$79,984	11.29	\$20.10	\$28.12	\$34.31	\$50.05	\$55.26	\$41,815	\$58,482	\$71,372	\$104,096	\$114,934
15-1132	Software Developers, Applications	140	19.61	\$45.74	\$95,137	20.69	\$17.03	\$22.39	\$35.99	\$51.13		\$35,412	\$46,567	\$74,855	\$106,342	
15-1133	Software Developers, Systems Software			\$42.60	\$88,607	7.7	\$24.39	\$36.95	\$43.61	\$51.47	\$56.61	\$50,722	\$76,866	\$90,700	\$107,063	\$117,743
15-1141	Database Administrators			\$26.91	\$55,971	12.27	\$11.44	\$18.53	\$28.27	\$32.09	\$42.59	\$23,791	\$38,540	\$58,796	\$66,753	\$88,584
15-1142	Network and Computer Systems Administrators*	180	16.84	\$40.21	\$83,639	5.75	\$24.84	\$29.94	\$36.93	\$49.33	\$63.62	\$51,662	\$62,276	\$76,809	\$102,599	\$132,330
15-1150	Computer Support Specialists	140	10.49	\$24.90	\$51,787	2.37	\$16.84	\$20.28	\$23.60	\$28.58	\$37.03	\$35,020	\$42,182	\$49,087	\$59,448	\$77,032
15-1179	Information Security Analysts, Web Developers, and Computer Network Architects	80	44.91	\$35.96	\$74,794	5.97	\$19.62	\$32.49	\$38.82	\$42.48	\$44.78	\$40,803	\$67,569	\$80,747	\$88,350	\$93,149
15-1799	Computer Occupations, All Other*	10	22.88	\$32.74	\$68,089	6.93	\$21.47	\$27.32	\$31.39	\$39.98	\$43.77	\$44,653	\$56,817	\$65,296	\$83,166	\$91,041
17-0000	Architecture and Engineering Occupations	870	8.46	\$33.87	\$70,451	3.82	\$19.58	\$24.50	\$31.06	\$39.64	\$49.72	\$40,720	\$50,959	\$64,612	\$82,453	\$103,421
17-1011	Architects, Except Landscape and Naval	260	26.34	\$37.42	\$77,837	12.17	\$20.80	\$25.28	\$34.38	\$40.48	\$52.44	\$43,272	\$52,573	\$71,515	\$84,193	\$109,070
17-1012	Landscape Architects			\$24.36	\$50,678	10.26	\$16.58	\$20.99	\$23.86	\$26.71	\$35.61	\$34,493	\$43,663	\$49,623	\$55,547	\$74,062
17-1022	Surveyors	50	12.81	\$25.50	\$53,038	13.47	\$8.85	\$14.36	\$25.12	\$30.87	\$35.33	\$18,407	\$29,871	\$52,251	\$64,211	\$73,491
17-2051	Civil Engineers	180	20.42	\$38.65	\$80,388	5.47	\$26.73	\$29.73	\$36.35	\$43.93	\$51.78	\$55,607	\$61,828	\$75,604	\$91,382	\$107,695
17-2071	Electrical Engineers	30	30.21	\$35.38	\$73,599	3.63	\$25.98	\$32.69	\$36.13	\$39.63	\$43.36	\$54,034	\$67,996	\$75,152	\$82,438	\$90,194
17-2072	Electronics Engineers, Except Computer			\$51.16	\$106,410	16.51	\$31.90	\$38.34	\$45.82	\$67.91		\$66,349	\$79,743	\$95,300	\$141,248	
17-2081	Environmental Engineers			\$39.07	\$81,259	3.53	\$23.80	\$29.79	\$41.65	\$47.77	\$51.44	\$49,502	\$61,973	\$86,625	\$99,362	\$107,004
17-2141	Mechanical Engineers			\$32.58	\$67,768	15.63	\$21.60	\$23.96	\$28.42	\$40.77	\$51.97	\$44,931	\$49,835	\$59,115	\$84,800	\$108,104
17-3011	Architectural and Civil Drafters	100	18.7	\$24.39	\$50,724	4.34	\$17.30	\$19.81	\$25.01	\$28.06	\$31.34	\$35,994	\$41,205	\$52,029	\$58,358	\$65,188
17-3013	Mechanical Drafters	10	33.39	\$29.82	\$62,019	6.69	\$22.06	\$24.49	\$28.27	\$35.70	\$39.30	\$45,892	\$50,946	\$58,793	\$74,250	\$81,748
17-3029	Engineering Technicians, Except Drafters, All Other	10	0.14	\$28.45	\$59,182	2.87	\$22.10	\$27.38	\$29.47	\$30.15	\$32.47	\$45,968	\$56,940	\$61,287	\$62,702	\$67,538
17-3031	Surveying and Mapping Technicians	40	25.01	\$23.70	\$49,297	5.9	\$16.34	\$20.34	\$23.21	\$27.06	\$32.14	\$33,994	\$42,311	\$48,280	\$56,288	\$66,841
19-0000	Life, Physical, and Social Science Occupations	660	4.91	\$25.54	\$53,133	3.77	\$13.45	\$15.56	\$24.33	\$32.19	\$40.30	\$27,983	\$32,361	\$50,612	\$66,962	\$83,831
19-1023	Zoologists and Wildlife Biologists	70	15.1	\$28.52	\$59,323	1.93	\$22.25	\$25.27	\$27.10	\$31.34	\$35.87	\$46,276	\$52,558	\$56,359	\$65,193	\$74,616
19-1029	Biological Scientists, All Other	40	11.38	\$29.54	\$61,443	1.56	\$22.81	\$24.33	\$29.65	\$34.18	\$37.49	\$47,450	\$50,611	\$61,676	\$71,103	\$77,981
19-1031	Conservation Scientists	30	0.05	\$29.48	\$61,320	1.69	\$19.74	\$23.68	\$30.63	\$33.12	\$37.61	\$41,053	\$49,262	\$63,700	\$68,882	\$78,235
19-1032	Foresters	30	6.01	\$27.11	\$56,382	2.73	\$18.64	\$23.58	\$27.61	\$31.27	\$33.12	\$38,780	\$49,043	\$57,422	\$65,046	\$68,889
19-2041	Environmental Scientists and Specialists, Including Health	30	24.73	\$33.73	\$70,149	7.98	\$23.96	\$29.18	\$35.17	\$39.64	\$41.24	\$49,840	\$60,688	\$73,163	\$82,454	\$85,771
19-2043	Hydrologists	10	7.33	\$29.44	\$61,230	2.3	\$22.82	\$25.04	\$30.47	\$33.23	\$35.88	\$47,456	\$52,080	\$63,377	\$69,129	\$74,629

Occupational Code	Occupational Title	Employment Estimate	Employment Percentage Relative Standard Error	Average Hourly Wage	Average Annual Wage	Wage Percentage Relative Standard Error	10th Percentile (Hourly)	25th Percentile (Hourly)	50th Percentile (Hourly)	75th Percentile (Hourly)	90th Percentile (Hourly)	10th Percentile (Annual)	25th Percentile (Annual)	50th Percentile (Annual)	75th Percentile (Annual)	90th Percentile (Annual)
19-3031	Clinical, Counseling, and School Psychologists	60	18.44	\$35.79	\$74,445	13.19	\$20.77	\$26.21	\$34.65	\$42.79	\$56.04	\$43,205	\$54,523	\$72,076	\$89,003	\$116,566
19-3051	Urban and Regional Planners	60	6	\$31.20	\$64,893	2.33	\$22.67	\$25.58	\$29.74	\$35.75	\$43.67	\$47,150	\$53,214	\$61,855	\$74,350	\$90,829
19-3091	Anthropologists and Archeologists			\$24.11	\$50,144	6.34	\$20.24	\$21.51	\$23.12	\$25.09	\$33.11	\$42,105	\$44,737	\$48,080	\$52,193	\$68,875
19-4021	Biological Technicians	30	0.07	\$16.86	\$35,068	1.59	\$11.98	\$13.46	\$15.06	\$18.73	\$26.33	\$24,925	\$27,989	\$31,320	\$38,949	\$54,767
19-4093	Forest and Conservation Technicians	200	3	\$16.24	\$33,788	1.78	\$11.99	\$13.45	\$15.05	\$17.35	\$22.39	\$24,929	\$27,981	\$31,311	\$36,086	\$46,564
19-4099	Life, Physical, and Social Science Technicians, All Other	40	7.42	\$22.48	\$46,764	7.06	\$13.46	\$15.06	\$19.27	\$26.44	\$30.29	\$27,996	\$31,317	\$40,088	\$54,986	\$63,009
21-0000	Community and Social Service Occupations	610	12.47	\$22.75	\$47,325	3.33	\$13.20	\$16.46	\$22.22	\$27.46	\$34.34	\$27,464	\$34,233	\$46,217	\$57,117	\$71,423
21-1012	Educational, Guidance, School, and Vocational Counselors			\$25.11	\$52,237	2.1	\$18.79	\$20.94	\$24.45	\$28.61	\$33.48	\$39,082	\$43,548	\$50,852	\$59,511	\$69,649
21-1014	Mental Health Counselors	70	12.45													
21-1021	Child, Family, and School Social Workers	80	13.1	\$22.10	\$45,975	1.7	\$15.50	\$18.25	\$22.35	\$26.13	\$28.59	\$32,245	\$37,970	\$46,491	\$54,351	\$59,463
21-1022	Healthcare Social Workers	20	9.31	\$24.66	\$51,288	5.51	\$12.99	\$23.52	\$26.09	\$28.42	\$31.38	\$27,018	\$48,931	\$54,273	\$59,122	\$65,272
21-1029	Social Workers, All Other	10	24.19	\$25.62	\$53,285	4.32	\$16.68	\$20.16	\$24.53	\$32.45	\$37.33	\$34,689	\$41,926	\$51,022	\$67,496	\$77,638
21-1091	Health Educators	30	26.35	\$29.76	\$61,902	8.37	\$15.13	\$21.87	\$27.79	\$39.52	\$44.26	\$31,460	\$45,489	\$57,813	\$82,200	\$92,065
21-1092	Probation Officers and Correctional Treatment Specialists	60	22.73	\$25.62	\$53,297	11.71	\$13.53	\$21.53	\$24.86	\$30.40	\$37.74	\$28,136	\$44,793	\$51,709	\$63,232	\$78,508
21-1093	Social and Human Service Assistants	50	3.96	\$18.31	\$38,076	2.75	\$13.58	\$15.35	\$17.24	\$20.75	\$25.91	\$28,237	\$31,924	\$35,868	\$43,167	\$53,903
21-1798	Community and Social Service Specialists, All Other*	100	41.19	\$23.31	\$48,483	2.93	\$15.49	\$17.57	\$21.22	\$28.32	\$36.45	\$32,213	\$36,537	\$44,130	\$58,915	\$75,817
23-0000	Legal Occupations	550	15.45	\$36.92	\$76,785	17.77	\$15.76	\$18.20	\$26.87	\$45.36	\$66.52	\$32,791	\$37,858	\$55,893	\$94,348	\$138,358
23-1011	Lawyers			\$63.98	\$133,078	14.93	\$33.96	\$42.27	\$50.02			\$70,643	\$87,930	\$104,038		
23-1023	Judges, Magistrate Judges, and Magistrates	40	8.13	\$48.44	\$100,759	4.86	\$16.79	\$27.06	\$59.74	\$62.43	\$62.44	\$34,914	\$56,284	\$124,265	\$129,860	\$129,870
23-2011	Paralegals and Legal Assistants*	50	41.46	\$22.16	\$46,092	2.33	\$13.80	\$18.73	\$22.00	\$27.41	\$30.20	\$28,713	\$38,952	\$45,763	\$57,010	\$62,824
23-2093	Title Examiners, Abstractors, and Searchers			\$22.50	\$46,800	4.74	\$15.46	\$16.79	\$23.05	\$26.54	\$28.65	\$32,161	\$34,929	\$47,950	\$55,200	\$59,586
23-2099	Legal Support Workers, All Other	20	22.4	\$20.19	\$41,993	6.05	\$12.91	\$16.09	\$18.59	\$26.42	\$32.67	\$26,849	\$33,466	\$38,670	\$54,959	\$67,947
25-0000	Education, Training, and Library Occupations	3,930	12.01	\$21.80	\$45,344	5.15	\$10.68	\$13.97	\$20.08	\$26.08	\$33.71	\$22,218	\$29,057	\$41,776	\$54,244	\$70,122
25-2011	Preschool Teachers, Except Special Education	160	34.31	\$15.26	\$31,732	11.41	\$10.35	\$11.28	\$14.07	\$19.07	\$22.04	\$21,524	\$23,455	\$29,263	\$39,657	\$45,845
25-2012	Kindergarten Teachers, Except Special Education				\$47,694	1.74						\$36,746	\$40,988	\$45,961	\$54,850	\$63,453
25-2021	Elementary School Teachers, Except Special Education	710	5.62		\$48,328	1.26						\$35,157	\$40,303	\$46,448	\$55,580	\$65,963
25-2022	Middle School Teachers, Except Special and Career/Technical Education	380	3.41		\$48,533	1.31						\$34,825	\$40,356	\$47,006	\$57,103	\$65,643
25-2031	Secondary School Teachers, Except Special and Career/Technical Education				\$47,292	2.56						\$32,157	\$38,857	\$46,044	\$55,338	\$67,458
25-2032	Career/Technical Education Teachers, Secondary School	20	5.26		\$43,508	2.58						\$32,707	\$38,462	\$41,791	\$45,855	\$64,299
25-2041	Special Education Teachers, Preschool, Kindergarten, and Elementary School*	100	8.6		\$51,142	1.47						\$37,559	\$42,719	\$49,936	\$58,059	\$68,582
25-2053	Special Education Teachers, Middle School	50	11.48		\$50,015	2.71						\$38,958	\$41,803	\$46,673	\$56,701	\$68,945
25-2054	Special Education Teachers, Secondary School	40	3.1		\$52,445	2.62						\$36,200	\$41,973	\$50,839	\$61,273	\$73,222
25-3021	Self-Enrichment Education Teachers	280	11.34	\$15.08	\$31,359	5.95	\$11.65	\$12.30	\$13.39	\$14.47	\$21.49	\$24,223	\$25,590	\$27,843	\$30,088	\$44,698

Occupational Code	Occupational Title	Employment Estimate	Employment Percentage Relative Standard Error	Average Hourly Wage	Average Annual Wage	Wage Percentage Relative Standard Error	10th Percentile (Hourly)	25th Percentile (Hourly)	50th Percentile (Hourly)	75th Percentile (Hourly)	90th Percentile (Hourly)	10th Percentile (Annual)	25th Percentile (Annual)	50th Percentile (Annual)	75th Percentile (Annual)	90th Percentile (Annual)
25-3999	Teachers and Instructors, All Other*	110	7.86		\$49,631	5.53						\$22,315	\$47,628	\$52,244	\$56,775	\$59,461
25-4012	Curators			\$25.79	\$53,637	6.92	\$20.33	\$23.21	\$25.82	\$28.44	\$32.56	\$42,292	\$48,281	\$53,710	\$59,149	\$67,729
25-4021	Librarians			\$16.76	\$34,862	13.61	\$9.69	\$10.21	\$11.08	\$18.76	\$36.10	\$20,153	\$21,240	\$23,051	\$39,027	\$75,084
25-4031	Library Technicians			\$12.35	\$25,687	6.8	\$9.37	\$10.04	\$11.03	\$13.66	\$17.97	\$19,499	\$20,878	\$22,949	\$28,421	\$37,369
25-9031	Instructional Coordinators	80	24.85	\$34.74	\$72,256	3.09	\$22.22	\$27.20	\$33.99	\$42.86	\$50.78	\$46,222	\$56,583	\$70,703	\$89,153	\$105,623
25-9041	Teacher Assistants	310	11.99		\$29,936	3.56						\$21,902	\$25,266	\$30,147	\$34,748	\$37,483
25-9099	Education, Training, and Library Workers, All Other	40	28.36	\$21.15	\$44,002	11.29	\$15.45	\$16.67	\$18.90	\$22.57	\$28.24	\$32,139	\$34,664	\$39,310	\$46,936	\$58,738
27-0000	Arts, Design, Entertainment, Sports, and Media Occupations	2,050	9.85	\$19.56	\$40,684	4.58	\$9.40	\$11.39	\$17.53	\$23.96	\$33.61	\$19,560	\$23,698	\$36,463	\$49,833	\$69,909
27-1019	Artists and Related Workers, All Other	10	0.13	\$16.97	\$35,299	1.95	\$13.46	\$15.05	\$17.07	\$19.06	\$19.58	\$27,987	\$31,312	\$35,500	\$39,650	\$40,724
27-1023	Floral Designers	70	13.07	\$15.84	\$32,958	6.91	\$10.96	\$12.87	\$15.35	\$19.40	\$21.43	\$22,791	\$26,779	\$31,918	\$40,357	\$44,567
27-1024	Graphic Designers	170	29.83	\$25.03	\$52,072	6.67	\$16.13	\$19.37	\$22.55	\$31.70	\$38.06	\$33,542	\$40,281	\$46,903	\$65,944	\$79,157
27-1025	Interior Designers	130	20.08	\$29.27	\$60,889	8.4	\$14.04	\$21.58	\$27.08	\$31.90	\$47.22	\$29,209	\$44,878	\$56,322	\$66,348	\$98,218
27-1026	Merchandise Displayers and Window Trimmers			\$15.51	\$32,271	28.87	\$8.56	\$9.98	\$12.56	\$14.75	\$29.81	\$17,795	\$20,758	\$26,117	\$30,671	\$62,000
27-2012	Producers and Directors	30	23.82	\$24.16	\$50,255	9.31	\$10.77	\$18.95	\$22.42	\$32.58	\$39.66	\$22,404	\$39,413	\$46,627	\$67,768	\$82,499
27-2022	Coaches and Scouts				\$30,220	4.49						\$18,095	\$21,075	\$26,377	\$37,036	\$48,387
27-2042	Musicians and Singers	30	15.74	\$33.33		12.68	\$7.88	\$8.82	\$41.09	\$47.77	\$53.31					
27-2099	Entertainers and Performers, Sports and Related Workers, All Other			\$18.50		10.65	\$13.15	\$13.94	\$15.26	\$19.05	\$29.44					
27-3031	Public Relations Specialists	270	15.34	\$26.68	\$55,501	3.91	\$15.62	\$19.88	\$23.22	\$31.39	\$41.75	\$32,483	\$41,358	\$48,289	\$65,298	\$86,838
27-3041	Editors	80	24.41	\$26.42	\$54,946	8.31	\$15.32	\$17.09	\$23.77	\$34.62	\$41.84	\$31,857	\$35,540	\$49,434	\$72,013	\$87,023
27-3099	Media and Communication Workers, All Other	10	40.78	\$22.14	\$46,055	3	\$16.87	\$20.09	\$22.66	\$24.89	\$27.12	\$35,096	\$41,785	\$47,140	\$51,769	\$56,411
27-4011	Audio and Video Equipment Technicians	20	43.67	\$16.96	\$35,279	6.25	\$11.60	\$12.96	\$16.08	\$20.41	\$22.69	\$24,124	\$26,963	\$33,451	\$42,453	\$47,201
27-4021	Photographers	40	34.22	\$16.75	\$34,845	6.81	\$10.42	\$13.92	\$16.88	\$19.80	\$22.23	\$21,678	\$28,952	\$35,111	\$41,185	\$46,235
29-0000	Healthcare Practitioners and Technical Occupations	2,710	5.77	\$35.05	\$72,897	7.06	\$13.92	\$20.03	\$30.54	\$40.43	\$56.89	\$28,949	\$41,672	\$63,529	\$84,088	\$118,323
29-1011	Chiropractors	30	11.76													
29-1031	Dietitians and Nutritionists	30	9.77	\$26.59	\$55,312	2.5	\$14.61	\$18.44	\$27.84	\$34.19	\$38.72	\$30,389	\$38,354	\$57,899	\$71,125	\$80,531
29-1041	Optometrists	20	48.21	\$41.16	\$85,620	29.56	\$16.78	\$18.29	\$45.42	\$53.42		\$34,896	\$38,052	\$94,473	\$111,114	
29-1051	Pharmacists	160	35.76	\$46.15	\$95,998	12.9	\$18.62	\$31.97	\$52.57	\$59.17	\$66.19	\$38,728	\$66,489	\$109,346	\$123,081	\$137,673
29-1062	Family and General Practitioners	50	23.33	\$67.74	\$140,906	7.08	\$50.18	\$58.46	\$64.02	\$69.58		\$104,370	\$121,597	\$133,162	\$144,728	
29-1067	Surgeons	50	26.16	\$81.47	\$169,452	20.4	\$28.22	\$31.89				\$58,700	\$66,333			
29-1069	Physicians and Surgeons, All Other			#####	\$225,622	25.52	\$39.87					\$82,922				
29-1071	Physician Assistants	60	22.53	\$39.42	\$81,986	3.7	\$31.35	\$34.29	\$38.38	\$43.10	\$50.92	\$65,200	\$71,329	\$79,822	\$89,644	\$105,910
29-1111	Registered Nurses*	790	5.73	\$33.99	\$70,697	2.09	\$23.20	\$27.84	\$33.76	\$39.66	\$46.08	\$48,256	\$57,912	\$70,214	\$82,503	\$95,838
29-1122	Occupational Therapists	50	20.95	\$31.35	\$65,217	3.03	\$22.76	\$25.98	\$30.65	\$35.91	\$42.98	\$47,344	\$54,028	\$63,755	\$74,700	\$89,397
29-1123	Physical Therapists	120	5.04	\$29.78	\$61,949	4.75	\$15.70	\$24.02	\$29.67	\$35.00	\$42.29	\$32,665	\$49,957	\$61,707	\$72,797	\$87,961
29-1126	Respiratory Therapists	30	17.98	\$30.29	\$62,994	3.48	\$24.85	\$27.74	\$30.67	\$33.54	\$35.59	\$51,694	\$57,705	\$63,800	\$69,754	\$74,037
29-1127	Speech-Language Pathologists	70	15.87	\$39.70	\$82,570	2.31	\$30.39	\$33.42	\$38.95	\$44.76	\$53.02	\$63,206	\$69,517	\$81,026	\$93,101	\$110,292
29-1131	Veterinarians	30	8.78	\$35.85	\$74,568	4.28	\$28.90	\$30.90	\$34.72	\$41.32	\$45.82	\$60,104	\$64,268	\$72,214	\$85,941	\$95,302
29-1181	Audiologists			\$35.62	\$74,091	5.8	\$24.67	\$27.08	\$33.06	\$44.98	\$52.63	\$51,314	\$56,325	\$68,772	\$93,565	\$109,478
29-2011	Medical and Clinical Laboratory Technologists	50	1.69	\$33.16	\$68,979	2.99	\$26.07	\$28.56	\$32.73	\$37.65	\$41.20	\$54,228	\$59,409	\$68,074	\$78,310	\$85,700

Occupational Code	Occupational Title	Employment Estimate	Employment Percentage Relative Standard Error	Average Hourly Wage	Average Annual Wage	Wage Percentage Relative Standard Error	10th Percentile (Hourly)	25th Percentile (Hourly)	50th Percentile (Hourly)	75th Percentile (Hourly)	90th Percentile (Hourly)	10th Percentile (Annual)	25th Percentile (Annual)	50th Percentile (Annual)	75th Percentile (Annual)	90th Percentile (Annual)
29-2021	Dental Hygienists			\$37.11	\$77,194	6.47	\$29.62	\$32.67	\$37.17	\$43.10	\$47.41	\$61,607	\$67,946	\$77,322	\$89,638	\$98,607
29-2032	Diagnostic Medical Sonographers	30	32.97	\$36.92	\$76,789	3.82	\$30.45	\$33.18	\$36.74	\$41.30	\$45.03	\$63,338	\$69,010	\$76,419	\$85,909	\$93,672
29-2037	Radiologic Technologists and Technicians*	120	7.48	\$30.73	\$63,919	2.32	\$21.61	\$25.25	\$30.34	\$36.43	\$40.89	\$44,943	\$52,526	\$63,112	\$75,784	\$85,060
29-2041	Emergency Medical Technicians and Paramedics	270	28.58	\$13.77	\$28,638	13.21	\$7.46	\$7.59	\$9.76	\$19.46	\$25.99	\$15,510	\$15,778	\$20,310	\$40,473	\$54,057
29-2052	Pharmacy Technicians	90	23.84	\$16.58	\$34,489	2.69	\$12.50	\$14.43	\$16.86	\$18.63	\$19.97	\$26,005	\$30,007	\$35,070	\$38,749	\$41,533
29-2055	Surgical Technologists	60	32.19	\$21.70	\$45,134	3.3	\$13.41	\$17.10	\$22.09	\$26.93	\$29.81	\$27,887	\$35,563	\$45,945	\$56,023	\$62,004
29-2056	Veterinary Technologists and Technicians	70	10.28	\$15.03	\$31,261	13.17	\$8.24	\$11.19	\$15.89	\$18.78	\$21.10	\$17,138	\$23,272	\$33,048	\$39,068	\$43,878
29-2061	Licensed Practical and Licensed Vocational Nurses	80	36.68	\$18.38	\$38,229	2.74	\$14.71	\$16.00	\$18.50	\$20.89	\$22.48	\$30,589	\$33,280	\$38,476	\$43,450	\$46,767
29-2071	Medical Records and Health Information Technicians	40	12.8	\$20.23	\$42,086	4.44	\$12.98	\$14.87	\$19.10	\$22.52	\$28.19	\$26,989	\$30,925	\$39,735	\$46,851	\$58,634
29-2081	Opticians, Dispensing			\$16.77	\$34,880	4.03	\$10.45	\$14.62	\$17.22	\$19.78	\$22.52	\$21,739	\$30,401	\$35,816	\$41,143	\$46,842
29-9011	Occupational Health and Safety Specialists	20	7.78	\$31.98	\$66,512	3.54	\$18.20	\$20.92	\$30.63	\$43.25	\$49.10	\$37,849	\$43,515	\$63,712	\$89,954	\$102,121
31-0000	Healthcare Support Occupations	780	6.88	\$17.52	\$36,437	3.72	\$8.61	\$12.37	\$15.90	\$21.20	\$28.24	\$17,905	\$25,724	\$33,079	\$44,089	\$58,736
31-1012	Nursing Aides, Orderlies, and Attendants*	110	17.63	\$14.56	\$30,278	2.1	\$11.90	\$12.85	\$14.18	\$16.11	\$17.98	\$24,758	\$26,725	\$29,490	\$33,500	\$37,395
31-2021	Physical Therapist Assistants			\$20.20	\$42,020	15.01	\$13.36	\$15.80	\$20.84	\$24.23	\$27.58	\$27,784	\$32,865	\$43,344	\$50,399	\$57,369
31-2022	Physical Therapist Aides	10	26.06	\$19.12	\$39,764	13.57	\$13.19	\$14.70	\$17.79	\$24.25	\$27.01	\$27,442	\$30,578	\$37,010	\$50,446	\$56,186
31-9011	Massage Therapists	230	17.13	\$18.19	\$37,834	12.09	\$7.77	\$8.52	\$12.51	\$26.02	\$39.50	\$16,160	\$17,724	\$26,016	\$54,118	\$82,153
31-9091	Dental Assistants	160	11.61	\$18.57	\$38,629	7.88	\$13.27	\$15.35	\$19.08	\$21.71	\$23.50	\$27,607	\$31,925	\$39,695	\$45,161	\$48,890
31-9092	Medical Assistants	100	17.29	\$20.81	\$43,292	4.23	\$13.92	\$15.86	\$19.65	\$25.77	\$30.43	\$28,945	\$32,997	\$40,866	\$53,608	\$63,289
31-9093	Medical Equipment Preparers			\$16.87	\$35,088	2.42	\$12.89	\$14.03	\$16.34	\$19.05	\$22.54	\$26,812	\$29,193	\$33,984	\$39,629	\$46,876
31-9096	Veterinary Assistants and Laboratory Animal Caretakers	20	32.09	\$10.16	\$21,139	21.63	\$7.47	\$7.66	\$8.50	\$13.25	\$16.35	\$15,535	\$15,935	\$17,678	\$27,564	\$34,008
31-9799	Healthcare Support Workers, All Other*	50	1.71	\$16.92	\$35,196	2.09	\$12.55	\$13.89	\$15.34	\$18.68	\$22.24	\$26,102	\$28,898	\$31,906	\$38,864	\$46,258
33-0000	Protective Service Occupations	1,600	10.08	\$21.50	\$44,727	2.98	\$12.16	\$15.41	\$20.11	\$26.54	\$33.82	\$25,294	\$32,048	\$41,827	\$55,200	\$70,343
33-1011	First-Line Supervisors of Correctional Officers	10	0.09	\$32.22	\$67,012	2.72	\$24.83	\$30.02	\$32.76	\$35.59	\$39.30	\$51,656	\$62,443	\$68,150	\$74,028	\$81,744
33-1012	First-Line Supervisors of Police and Detectives	60	5	\$38.26	\$79,587	2.48	\$29.76	\$33.27	\$38.25	\$42.74	\$51.45	\$61,894	\$69,208	\$79,552	\$88,906	\$107,016
33-1021	First-Line Supervisors of Fire Fighting and Prevention Workers	50	25.71	\$37.12	\$77,201	3.55	\$28.29	\$33.61	\$37.89	\$41.57	\$44.50	\$58,837	\$69,898	\$78,818	\$86,458	\$92,553
33-1099	First-Line Supervisors of Protective Service Workers, All Other	30	13.12	\$31.00	\$64,477	5.14	\$21.59	\$24.00	\$28.63	\$35.88	\$45.43	\$44,911	\$49,919	\$59,560	\$74,624	\$94,500
33-2011	Firefighters	190	32.84	\$18.75	\$38,996	3.07	\$12.49	\$14.33	\$18.84	\$22.25	\$27.06	\$25,989	\$29,816	\$39,190	\$46,278	\$56,285
33-2021	Fire Inspectors and Investigators			\$27.72	\$57,664	8.42	\$17.38	\$19.75	\$27.09	\$34.12	\$41.05	\$36,146	\$41,080	\$56,340	\$70,974	\$85,385
33-3012	Correctional Officers and Jailers	110	0.01	\$24.39	\$50,735	3.07	\$18.36	\$20.58	\$23.88	\$27.78	\$32.60	\$38,181	\$42,810	\$49,673	\$57,787	\$67,803
33-3021	Detectives and Criminal Investigators	20	5.18	\$29.69	\$61,750	2.56	\$19.24	\$25.91	\$30.36	\$33.51	\$40.72	\$40,027	\$53,886	\$63,141	\$69,699	\$84,698
33-3051	Police and Sheriff's Patrol Officers	340	14.57	\$26.04	\$54,161	1.63	\$18.95	\$22.43	\$25.53	\$30.35	\$34.28	\$39,407	\$46,647	\$53,095	\$63,132	\$71,301
33-9011	Animal Control Workers	20	0.05	\$20.45	\$42,528	2.01	\$16.27	\$17.72	\$20.02	\$23.09	\$25.78	\$33,842	\$36,865	\$41,643	\$48,031	\$53,616
33-9021	Private Detectives and Investigators			\$28.11	\$58,462	2.64	\$20.51	\$24.23	\$27.66	\$32.00	\$36.25	\$42,663	\$50,401	\$57,539	\$66,569	\$75,395
33-9032	Security Guards	380	15.04	\$16.31	\$33,933	3.41	\$11.31	\$13.35	\$16.08	\$18.21	\$22.12	\$23,524	\$27,770	\$33,449	\$37,872	\$46,004
33-9092	Lifeguards, Ski Patrol, and Other Recreational Protective Service Workers	230	30.55	\$15.10	\$31,409	6.5	\$8.37	\$10.67	\$14.87	\$19.40	\$22.26	\$17,401	\$22,190	\$30,935	\$40,342	\$46,308
33-9093	Transportation Security Screeners*	50	0.02	\$19.61	\$40,795	2.08	\$15.41	\$17.50	\$18.90	\$20.11	\$25.26	\$32,052	\$36,410	\$39,320	\$41,824	\$52,545
33-9099	Protective Service Workers, All Other*	50	0.05	\$17.25	\$35,880	1.72	\$12.82	\$13.97	\$15.06	\$21.13	\$24.08	\$26,675	\$29,050	\$31,319	\$43,952	\$50,092

Occupational Code	Occupational Title	Employment Estimate	Employment Percentage Relative Standard Error	Average Hourly Wage	Average Annual Wage	Wage Percentage Relative Standard Error	10th Percentile (Hourly)	25th Percentile (Hourly)	50th Percentile (Hourly)	75th Percentile (Hourly)	90th Percentile (Hourly)	10th Percentile (Annual)	25th Percentile (Annual)	50th Percentile (Annual)	75th Percentile (Annual)	90th Percentile (Annual)
35-0000	Food Preparation and Serving Related Occupations	10,630	3.96	\$12.03	\$25,019	3.13	\$7.70	\$8.58	\$10.99	\$14.06	\$18.39	\$16,026	\$17,855	\$22,855	\$29,253	\$38,243
35-1011	Chefs and Head Cooks	220	10.22	\$25.07	\$52,150	7.15	\$13.37	\$16.91	\$23.71	\$31.97	\$41.06	\$27,815	\$35,182	\$49,326	\$66,503	\$85,413
35-1012	First-Line Supervisors of Food Preparation and Serving Workers	640	18.39	\$19.76	\$41,096	2.79	\$15.54	\$16.84	\$18.70	\$21.52	\$26.88	\$32,318	\$35,021	\$38,906	\$44,771	\$55,904
35-2011	Cooks, Fast Food			\$13.20	\$27,446	4.22	\$10.10	\$11.33	\$13.13	\$14.88	\$16.95	\$20,998	\$23,573	\$27,307	\$30,957	\$35,264
35-2012	Cooks, Institution and Cafeteria	160	24.63	\$15.60	\$32,439	3.02	\$11.70	\$12.78	\$14.71	\$17.49	\$21.44	\$24,335	\$26,574	\$30,587	\$36,383	\$44,600
35-2014	Cooks, Restaurant	1,600	12.27	\$13.17	\$27,384	5	\$9.42	\$11.29	\$12.81	\$14.49	\$17.43	\$19,588	\$23,478	\$26,639	\$30,132	\$36,262
35-2015	Cooks, Short Order	100	17.38	\$11.96	\$24,887	4.45	\$8.56	\$10.01	\$11.96	\$13.83	\$15.62	\$17,806	\$20,814	\$24,879	\$28,764	\$32,494
35-2021	Food Preparation Workers	540	23.89	\$13.10	\$27,253	1.97	\$10.14	\$11.74	\$13.07	\$14.37	\$16.56	\$21,093	\$24,419	\$27,184	\$29,897	\$34,438
35-3011	Bartenders			\$10.00	\$20,796	12.1	\$7.52	\$7.82	\$8.58	\$9.54	\$19.20	\$15,641	\$16,269	\$17,846	\$19,851	\$39,926
35-3021	Combined Food Preparation and Serving Workers, Including Fast Food	1,480	25.42	\$11.64	\$24,214	3.63	\$8.59	\$10.13	\$11.42	\$12.97	\$14.73	\$17,859	\$21,061	\$23,761	\$26,970	\$30,632
35-3022	Counter Attendants, Cafeteria, Food Concession, and Coffee Shop			\$9.12	\$18,974	4.23	\$7.59	\$8.04	\$8.77	\$9.94	\$11.45	\$15,797	\$16,725	\$18,245	\$20,677	\$23,814
35-3031	Waiters and Waitresses	3,000	8.65	\$10.02	\$20,836	8.65	\$7.50	\$7.72	\$8.49	\$10.54	\$17.06	\$15,592	\$16,059	\$17,669	\$21,931	\$35,488
35-3041	Food Servers, Nonrestaurant	240	13.83	\$11.66	\$24,255	4.92	\$7.59	\$8.23	\$11.27	\$14.99	\$17.00	\$15,795	\$17,117	\$23,432	\$31,183	\$35,366
35-9011	Dining Room and Cafeteria Attendants and Bartender Helpers	700	22.16	\$10.56	\$21,963	6.45	\$7.80	\$8.74	\$10.21	\$12.55	\$14.44	\$16,234	\$18,188	\$21,236	\$26,114	\$30,026
35-9021	Dishwashers	650	26.09	\$10.40	\$21,642	4.59	\$8.22	\$8.93	\$9.88	\$11.50	\$13.94	\$17,097	\$18,574	\$20,540	\$23,914	\$28,989
35-9031	Hosts and Hostesses, Restaurant, Lounge, and Coffee Shop			\$11.27	\$23,436	5.98	\$8.03	\$9.11	\$11.72	\$13.23	\$14.16	\$16,707	\$18,949	\$24,381	\$27,516	\$29,446
37-0000	Building and Grounds Cleaning and Maintenance Occupations	5,970	4.59	\$13.81	\$28,728	2.72	\$8.19	\$10.78	\$13.18	\$15.85	\$19.35	\$17,027	\$22,430	\$27,418	\$32,967	\$40,242
37-1011	First-Line Supervisors of Housekeeping and Janitorial Workers	280	10.58	\$20.64	\$42,933	8.25	\$9.23	\$14.94	\$18.42	\$25.86	\$32.48	\$19,201	\$31,080	\$38,306	\$53,782	\$67,567
37-1012	First-Line Supervisors of Landscaping, Lawn Service, and Groundskeeping Workers	200	23.92	\$21.29	\$44,278	5.61	\$13.64	\$16.28	\$18.97	\$22.51	\$37.34	\$28,363	\$33,864	\$39,462	\$46,821	\$77,667
37-2011	Janitors and Cleaners, Except Maids and Housekeeping Cleaners	1,260	11.75	\$13.02	\$27,092	5.66	\$7.72	\$10.52	\$12.94	\$14.83	\$18.34	\$16,059	\$21,885	\$26,922	\$30,853	\$38,152
37-2012	Maids and Housekeeping Cleaners	2,350	5.68	\$12.25	\$25,486	4.38	\$7.64	\$9.93	\$11.73	\$14.16	\$17.24	\$15,893	\$20,657	\$24,406	\$29,454	\$35,865
37-3011	Landscaping and Groundskeeping Workers	1,800	10.87	\$14.53	\$30,229	2.55	\$10.56	\$12.20	\$14.03	\$16.51	\$19.45	\$21,970	\$25,378	\$29,181	\$34,346	\$40,462
37-3019	Grounds Maintenance Workers, All Other	50	44.91	\$13.80	\$28,697	3.04	\$10.01	\$11.07	\$13.40	\$15.92	\$17.61	\$20,813	\$23,030	\$27,869	\$33,107	\$36,638
39-0000	Personal Care and Service Occupations	2,850	8.85	\$13.92	\$28,946	2.92	\$7.71	\$9.51	\$11.94	\$15.76	\$24.45	\$16,045	\$19,775	\$24,842	\$32,777	\$50,861
39-1021	First-Line Supervisors of Personal Service Workers			\$19.87	\$41,332	3.58	\$11.08	\$15.09	\$19.25	\$22.76	\$28.63	\$23,044	\$31,378	\$40,034	\$47,351	\$59,549
39-2021	Nonfarm Animal Caretakers	30	47.08	\$16.44	\$34,194	18.82	\$9.96	\$10.71	\$12.30	\$25.50	\$29.87	\$20,711	\$22,284	\$25,579	\$53,036	\$62,129
39-3031	Ushers, Lobby Attendants, and Ticket Takers	50	46.12	\$9.98	\$20,763	9.28	\$7.55	\$7.95	\$10.03	\$11.66	\$12.95	\$15,697	\$16,532	\$20,867	\$24,260	\$26,929
39-3091	Amusement and Recreation Attendants			\$11.27	\$23,431	3.6	\$7.75	\$9.42	\$10.57	\$12.03	\$15.30	\$16,113	\$19,593	\$21,994	\$25,023	\$31,823
39-3093	Locker Room, Coatroom, and Dressing Room Attendants			\$12.44	\$25,876	9.36	\$8.13	\$9.46	\$11.02	\$14.27	\$20.30	\$16,902	\$19,679	\$22,926	\$29,677	\$42,220
39-5012	Hairdressers, Hairstylists, and Cosmetologists	140	15.71	\$11.06	\$23,013	14.86	\$7.49	\$7.66	\$10.32	\$12.45	\$17.20	\$15,580	\$15,931	\$21,475	\$25,901	\$35,766
39-5092	Manicurists and Pedicurists	10	48.64	\$19.77	\$41,132	14.37	\$8.13	\$9.37	\$23.85	\$26.51	\$28.11	\$16,918	\$19,485	\$49,600	\$55,139	\$58,462
39-5094	Skincare Specialists	90	45.76	\$19.71	\$41,002	7.71	\$8.15	\$9.61	\$20.98	\$29.68	\$33.58	\$16,962	\$19,984	\$43,635	\$61,725	\$69,856

Occupational Code	Occupational Title	Employment Estimate	Employment Percentage Relative Standard Error	Average Hourly Wage	Average Annual Wage	Wage Percentage Relative Standard Error	10th Percentile (Hourly)	25th Percentile (Hourly)	50th Percentile (Hourly)	75th Percentile (Hourly)	90th Percentile (Hourly)	10th Percentile (Annual)	25th Percentile (Annual)	50th Percentile (Annual)	75th Percentile (Annual)	90th Percentile (Annual)
39-6011	Baggage Porters and Bellhops	120	16.16	\$9.78	\$20,344	2.37	\$7.63	\$8.21	\$9.28	\$11.03	\$13.07	\$15,874	\$17,078	\$19,311	\$22,933	\$27,188
39-6012	Concierges	170	23.31	\$13.57	\$28,226	4.9	\$9.47	\$11.11	\$13.37	\$15.18	\$17.92	\$19,703	\$23,101	\$27,803	\$31,582	\$37,264
39-7011	Tour Guides and Escorts			\$14.14	\$29,403	6.29	\$9.00	\$11.09	\$14.07	\$16.92	\$19.93	\$18,727	\$23,070	\$29,275	\$35,191	\$41,457
39-9011	Childcare Workers	480	12.23	\$12.94	\$26,910	3.62	\$8.65	\$10.49	\$12.75	\$15.12	\$17.31	\$17,982	\$21,810	\$26,516	\$31,440	\$35,997
39-9031	Fitness Trainers and Aerobics Instructors	350	22.86	\$22.13	\$46,021	4.57	\$8.13	\$12.38	\$24.21	\$28.32	\$34.90	\$16,920	\$25,758	\$50,358	\$58,909	\$72,602
39-9032	Recreation Workers	360	29.55	\$13.70	\$28,490	3.23	\$8.97	\$10.39	\$12.15	\$15.56	\$21.57	\$18,665	\$21,621	\$25,262	\$32,370	\$44,868
39-9099	Personal Care and Service Workers, All Other			\$7.94	\$16,520	5.52	\$7.42	\$7.48	\$7.59	\$7.70	\$7.76	\$15,435	\$15,567	\$15,787	\$16,007	\$16,139
41-0000	Sales and Related Occupations	7,790	4.17	\$19.17	\$39,879	5.11	\$9.23	\$11.15	\$14.29	\$20.33	\$31.97	\$19,196	\$23,186	\$29,729	\$42,288	\$66,495
41-1011	First-Line Supervisors of Retail Sales Workers	560	8.82	\$23.79	\$49,476	4.82	\$15.15	\$17.04	\$20.60	\$28.31	\$37.56	\$31,507	\$35,447	\$42,851	\$58,895	\$78,129
41-1012	First-Line Supervisors of Non-Retail Sales Workers	60	17.55	\$32.13	\$66,824	11.54	\$13.40	\$15.79	\$25.20	\$41.86	\$64.05	\$27,881	\$32,839	\$52,418	\$87,064	\$133,229
41-2011	Cashiers	1,600	13.1	\$11.98	\$24,918	3.35	\$8.24	\$9.74	\$11.64	\$13.96	\$16.39	\$17,141	\$20,260	\$24,215	\$29,028	\$34,093
41-2021	Counter and Rental Clerks			\$13.21	\$27,485	3.12	\$8.48	\$10.21	\$12.07	\$15.77	\$19.57	\$17,637	\$21,237	\$25,102	\$32,805	\$40,696
41-2022	Parts Salespersons	30	43.71	\$20.35	\$42,322	13.03	\$12.96	\$14.71	\$17.66	\$26.30	\$32.74	\$26,953	\$30,600	\$36,743	\$54,706	\$68,090
41-2031	Retail Salespersons	3,160	8.18	\$14.60	\$30,368	3.11	\$9.03	\$10.84	\$13.35	\$16.55	\$22.42	\$18,776	\$22,548	\$27,769	\$34,420	\$46,636
41-3011	Advertising Sales Agents	120	18.07	\$21.62	\$44,976	8.95	\$9.01	\$13.14	\$17.98	\$27.20	\$38.67	\$18,748	\$27,330	\$37,402	\$56,586	\$80,435
41-3021	Insurance Sales Agents	120	14.29	\$20.21	\$42,047	8.41	\$11.20	\$16.20	\$19.72	\$23.08	\$31.23	\$23,300	\$33,686	\$41,020	\$48,010	\$64,964
41-3031	Securities, Commodities, and Financial Services Sales Agents	70	28.35	\$53.00	\$110,244	25.62	\$12.95	\$20.30	\$45.60			\$26,926	\$42,231	\$94,853		
41-3041	Travel Agents	70	25.72	\$17.07	\$35,505	9.89	\$10.27	\$11.41	\$16.95	\$20.99	\$24.56	\$21,371	\$23,723	\$35,256	\$43,658	\$51,075
41-3099	Sales Representatives, Services, All Other	330	13.56	\$28.66	\$59,606	3.53	\$15.27	\$19.93	\$25.46	\$35.09	\$48.07	\$31,756	\$41,447	\$52,954	\$72,993	\$99,986
41-4011	Sales Representatives, Wholesale and Manufacturing, Technical and Scientific Products	60	37.6	\$52.91	\$110,060	18.73	\$30.66	\$37.78	\$44.17	\$50.82		\$63,764	\$78,586	\$91,876	\$105,709	
41-4012	Sales Representatives, Wholesale and Manufacturing, Except Technical and Scientific Products	440	12.12	\$24.90	\$51,800	6.27	\$11.27	\$15.17	\$20.69	\$31.34	\$40.89	\$23,445	\$31,549	\$43,043	\$65,178	\$85,049
41-9022	Real Estate Sales Agents	310	24.39													
41-9041	Telemarketers	10	30.13	\$22.11	\$45,984	9.87	\$16.46	\$18.12	\$21.11	\$26.81	\$29.57	\$34,245	\$37,698	\$43,912	\$55,774	\$61,506
41-9799	Sales and Related Workers, All Other*	40	27.45	\$28.43	\$59,128	16.7	\$12.82	\$14.81	\$25.66	\$38.17	\$44.34	\$26,675	\$30,805	\$53,372	\$79,403	\$92,235
43-0000	Office and Administrative Support Occupations	10,580	3.21	\$17.67	\$36,760	1.09	\$10.23	\$13.15	\$16.80	\$21.27	\$26.08	\$21,277	\$27,346	\$34,948	\$44,240	\$54,249
43-1011	First-Line Supervisors of Office and Administrative Support Workers	630	6.98	\$26.07	\$54,234	4.41	\$15.48	\$18.40	\$23.55	\$29.60	\$37.76	\$32,206	\$38,273	\$48,978	\$61,571	\$78,544
43-2011	Switchboard Operators, Including Answering Service	40	14.55	\$13.65	\$28,398	3.98	\$10.06	\$11.16	\$13.11	\$15.10	\$18.16	\$20,916	\$23,216	\$27,278	\$31,409	\$37,782
43-3011	Bill and Account Collectors	40	15.79	\$19.13	\$39,787	4.13	\$13.71	\$15.94	\$18.21	\$22.37	\$25.53	\$28,516	\$33,159	\$37,869	\$46,527	\$53,101
43-3021	Billing and Posting Clerks	140	17.18	\$19.56	\$40,684	4.31	\$14.96	\$16.38	\$18.32	\$22.71	\$26.06	\$31,112	\$34,075	\$38,113	\$47,228	\$54,195
43-3031	Bookkeeping, Accounting, and Auditing Clerks	1,160	8.08	\$19.25	\$40,045	2.95	\$9.34	\$14.81	\$18.92	\$23.91	\$28.95	\$19,433	\$30,813	\$39,352	\$49,733	\$60,215
43-3051	Payroll and Timekeeping Clerks	60	19.1	\$20.74	\$43,132	2.71	\$15.65	\$17.37	\$21.16	\$24.11	\$26.16	\$32,542	\$36,133	\$44,020	\$50,158	\$54,411
43-3061	Procurement Clerks	30	32.52	\$18.28	\$38,024	7.15	\$10.84	\$12.32	\$19.21	\$22.44	\$24.72	\$22,554	\$25,625	\$39,957	\$46,678	\$51,410
43-3071	Tellers	320	14.56	\$13.38	\$27,833	7.71	\$10.09	\$10.95	\$12.78	\$15.34	\$18.12	\$20,982	\$22,781	\$26,591	\$31,901	\$37,699
43-4011	Brokerage Clerks	10	40.69	\$24.73	\$51,429	6.21	\$20.51	\$21.87	\$24.38	\$28.02	\$30.84	\$42,664	\$45,480	\$50,707	\$58,276	\$64,138
43-4031	Court, Municipal, and License Clerks	210	1.77	\$18.78	\$39,066	2.07	\$13.38	\$15.69	\$17.87	\$21.65	\$25.28	\$27,822	\$32,631	\$37,176	\$45,030	\$52,589
43-4051	Customer Service Representatives	730	10.98	\$18.83	\$39,161	3.63	\$10.80	\$13.26	\$16.97	\$22.35	\$30.78	\$22,473	\$27,589	\$35,301	\$46,487	\$64,016

Occupational Code	Occupational Title	Employment Estimate	Employment Percentage Relative Standard Error	Average Hourly Wage	Average Annual Wage	Wage Percentage Relative Standard Error	10th Percentile (Hourly)	25th Percentile (Hourly)	50th Percentile (Hourly)	75th Percentile (Hourly)	90th Percentile (Hourly)	10th Percentile (Annual)	25th Percentile (Annual)	50th Percentile (Annual)	75th Percentile (Annual)	90th Percentile (Annual)
43-4061	Eligibility Interviewers, Government Programs	20	34.65	\$21.87	\$45,482	7.14	\$14.56	\$17.84	\$21.17	\$25.09	\$32.21	\$30,283	\$37,105	\$44,032	\$52,197	\$66,988
43-4071	File Clerks	30	9.62	\$15.18	\$31,580	3.75	\$10.62	\$12.91	\$15.26	\$17.55	\$19.55	\$22,088	\$26,854	\$31,734	\$36,511	\$40,670
43-4081	Hotel, Motel, and Resort Desk Clerks	730	13.44	\$13.23	\$27,521	4.65	\$8.64	\$10.81	\$13.18	\$15.33	\$17.88	\$17,971	\$22,475	\$27,410	\$31,879	\$37,190
43-4111	Interviewers, Except Eligibility and Loan	100	16.3	\$18.27	\$37,997	4.49	\$12.98	\$14.29	\$17.14	\$23.16	\$25.74	\$26,995	\$29,714	\$35,651	\$48,173	\$53,532
43-4121	Library Assistants, Clerical	40	32.37	\$17.73	\$36,871	11.23	\$12.97	\$14.91	\$16.92	\$20.36	\$24.33	\$26,976	\$31,023	\$35,193	\$42,351	\$50,609
43-4131	Loan Interviewers and Clerks	110	45.83	\$19.80	\$41,194	2.66	\$15.21	\$17.04	\$19.39	\$23.20	\$25.53	\$31,638	\$35,446	\$40,338	\$48,254	\$53,099
43-4141	New Accounts Clerks			\$15.32	\$31,861	11.96	\$10.83	\$12.06	\$13.83	\$18.76	\$22.69	\$22,534	\$25,086	\$28,757	\$39,022	\$47,192
43-4161	Human Resources Assistants, Except Payroll and Timekeeping	70	8.37	\$18.68	\$38,852	3.29	\$12.56	\$14.24	\$17.41	\$21.53	\$28.73	\$26,122	\$29,625	\$36,217	\$44,786	\$59,754
43-4171	Receptionists and Information Clerks	700	10.96	\$14.62	\$30,408	2.62	\$9.66	\$12.54	\$15.01	\$17.19	\$18.70	\$20,102	\$26,078	\$31,223	\$35,749	\$38,892
43-4181	Reservation and Transportation Ticket Agents and Travel Clerks	170	25.67	\$12.72	\$26,451	1.91	\$9.72	\$10.77	\$12.56	\$14.26	\$16.71	\$20,223	\$22,409	\$26,115	\$29,663	\$34,753
43-4199	Information and Record Clerks, All Other	100	28.21	\$20.12	\$41,860	5.25	\$13.46	\$15.99	\$20.30	\$23.18	\$26.34	\$27,988	\$33,258	\$42,214	\$48,218	\$54,785
43-5011	Cargo and Freight Agents			\$16.51	\$34,345	8.51	\$8.00	\$9.11	\$15.37	\$24.87	\$27.32	\$16,630	\$18,956	\$31,978	\$51,732	\$56,828
43-5031	Police, Fire, and Ambulance Dispatchers	90	16.58	\$19.94	\$41,481	3.35	\$13.13	\$18.27	\$20.72	\$22.91	\$25.60	\$27,321	\$38,011	\$43,091	\$47,643	\$53,241
43-5032	Dispatchers, Except Police, Fire, and Ambulance	60	29.12	\$17.59	\$36,579	3.97	\$12.26	\$14.48	\$17.46	\$19.82	\$23.51	\$25,492	\$30,116	\$36,324	\$41,234	\$48,901
43-5051	Postal Service Clerks	90	0.02	\$24.29	\$50,527	1.84	\$21.63	\$22.52	\$25.10	\$25.53	\$26.08	\$44,986	\$46,839	\$52,204	\$53,095	\$54,253
43-5052	Postal Service Mail Carriers	30	0.06	\$24.77	\$51,515	2.69	\$21.62	\$23.15	\$25.78	\$26.25	\$26.26	\$44,970	\$48,157	\$53,612	\$54,610	\$54,617
43-5053	Postal Service Mail Sorters, Processors, and Processing Machine Operators	40	0.04	\$18.41	\$38,296	1.79	\$10.92	\$13.89	\$16.80	\$25.52	\$25.53	\$22,721	\$28,891	\$34,947	\$53,088	\$53,098
43-5061	Production, Planning, and Expediting Clerks	20	25.08	\$29.27	\$60,889	7.86	\$20.13	\$21.74	\$31.19	\$36.73	\$39.94	\$41,874	\$45,221	\$64,875	\$76,389	\$83,075
43-5071	Shipping, Receiving, and Traffic Clerks	160	19.5	\$15.35	\$31,919	3.82	\$10.67	\$12.82	\$14.96	\$17.93	\$19.91	\$22,193	\$26,660	\$31,109	\$37,302	\$41,409
43-5081	Stock Clerks and Order Fillers	740	19.23	\$15.23	\$31,681	4.29	\$10.42	\$12.18	\$14.23	\$17.98	\$21.60	\$21,668	\$25,343	\$29,602	\$37,391	\$44,925
43-6011	Executive Secretaries and Executive Administrative Assistants	860	13.86	\$22.19	\$46,165	2.1	\$16.19	\$18.62	\$21.28	\$24.95	\$30.12	\$33,677	\$38,733	\$44,260	\$51,893	\$62,640
43-6012	Legal Secretaries			\$21.41	\$44,527	3.79	\$15.46	\$16.75	\$23.17	\$26.08	\$27.82	\$32,160	\$34,837	\$48,187	\$54,236	\$57,866
43-6013	Medical Secretaries	200	17.93	\$17.98	\$37,395	3.4	\$13.29	\$15.57	\$17.96	\$20.90	\$22.86	\$27,652	\$32,393	\$37,365	\$43,466	\$47,543
43-6014	Secretaries and Administrative Assistants, Except Legal, Medical, and Executive	1,760	6.67	\$16.89	\$35,134	1.75	\$10.30	\$13.46	\$16.63	\$20.60	\$23.94	\$21,415	\$27,987	\$34,590	\$42,838	\$49,801
43-9031	Desktop Publishers	10	38.8	\$25.14	\$52,289	13.2	\$14.15	\$16.89	\$28.79	\$31.92	\$34.24	\$29,424	\$35,128	\$59,885	\$66,395	\$71,218
43-9051	Mail Clerks and Mail Machine Operators, Except Postal Service	20	38.52	\$13.56	\$28,207	3.42	\$9.92	\$11.37	\$13.53	\$15.08	\$18.44	\$20,635	\$23,648	\$28,145	\$31,367	\$38,355
43-9061	Office Clerks, General			\$14.14	\$29,419	5.64	\$7.99	\$9.17	\$13.46	\$17.33	\$21.21	\$16,614	\$19,079	\$27,992	\$36,045	\$44,112
43-9071	Office Machine Operators, Except Computer	50	20.09	\$14.25	\$29,638	7.51	\$10.26	\$11.20	\$13.26	\$16.07	\$19.72	\$21,347	\$23,302	\$27,581	\$33,434	\$41,027
43-9799	Office and Administrative Support Workers, All Other*	10	29.41	\$15.93	\$33,126	8.52	\$12.41	\$13.05	\$15.11	\$17.34	\$22.75	\$25,818	\$27,149	\$31,430	\$36,073	\$47,314
45-0000	Farming, Fishing, and Forestry Occupations	190	29.45	\$16.50	\$34,317	2.95	\$12.78	\$13.91	\$15.91	\$18.62	\$21.06	\$26,586	\$28,931	\$33,091	\$38,721	\$43,809
45-2092	Farmworkers and Laborers, Crop, Nursery, and Greenhouse	50	17.9	\$15.59	\$32,430	4.48	\$12.24	\$13.34	\$15.40	\$17.55	\$19.91	\$25,468	\$27,747	\$32,035	\$36,504	\$41,416
45-2093	Farmworkers, Farm, Ranch, and Aquacultural Animals	60	25.35	\$17.19	\$35,764	7.56	\$12.43	\$13.54	\$15.62	\$20.51	\$25.35	\$25,850	\$28,166	\$32,481	\$42,667	\$52,734
47-0000	Construction and Extraction Occupations	7,150	3.74	\$22.11	\$45,998	2.85	\$12.43	\$15.66	\$20.43	\$27.53	\$34.35	\$25,848	\$32,566	\$42,503	\$57,255	\$71,439
47-1011	First-Line Supervisors of Construction Trades and Extraction Workers	660	8.53	\$32.84	\$68,302	3.66	\$20.98	\$25.36	\$30.79	\$39.10	\$49.46	\$43,649	\$52,743	\$64,045	\$81,321	\$102,872

Occupational Code	Occupational Title	Employment Estimate	Employment Percentage Relative Standard Error	Average Hourly Wage	Average Annual Wage	Wage Percentage Relative Standard Error	10th Percentile (Hourly)	25th Percentile (Hourly)	50th Percentile (Hourly)	75th Percentile (Hourly)	90th Percentile (Hourly)	10th Percentile (Annual)	25th Percentile (Annual)	50th Percentile (Annual)	75th Percentile (Annual)	90th Percentile (Annual)
47-2021	Brickmasons and Blockmasons	160	25.81	\$20.56	\$42,775	6.84	\$13.83	\$17.23	\$20.35	\$24.00	\$27.51	\$28,770	\$35,831	\$42,335	\$49,921	\$57,223
47-2031	Carpenters	1,380	11.48	\$25.03	\$52,071	5.13	\$15.37	\$18.34	\$22.96	\$31.43	\$37.80	\$31,977	\$38,141	\$47,755	\$65,376	\$78,632
47-2044	Tile and Marble Setters	140	36.88	\$20.12	\$41,855	11.21	\$12.68	\$13.92	\$18.46	\$26.12	\$31.34	\$26,367	\$28,963	\$38,404	\$54,333	\$65,194
47-2051	Cement Masons and Concrete Finishers	230	20.76	\$19.33	\$40,205	7.43	\$13.05	\$14.55	\$18.83	\$22.54	\$28.08	\$27,134	\$30,259	\$39,174	\$46,876	\$58,406
47-2061	Construction Laborers	1,140	6.81	\$15.01	\$31,221	2.43	\$10.42	\$12.03	\$14.43	\$17.89	\$20.67	\$21,676	\$25,031	\$30,020	\$37,207	\$42,995
47-2071	Paving, Surfacing, and Tamping Equipment Operators	40	10.23	\$23.01	\$47,858	3.95	\$18.88	\$20.48	\$23.11	\$26.11	\$27.91	\$39,269	\$42,596	\$48,069	\$54,307	\$58,049
47-2073	Operating Engineers and Other Construction Equipment Operators	400	22.28	\$21.65	\$45,030	2.05	\$16.22	\$18.22	\$20.89	\$24.02	\$28.31	\$33,735	\$37,901	\$43,447	\$49,964	\$58,884
47-2081	Drywall and Ceiling Tile Installers	180	6.09	\$16.17	\$33,633	11.48	\$8.66	\$11.69	\$16.54	\$19.79	\$23.02	\$18,023	\$24,307	\$34,405	\$41,158	\$47,882
47-2111	Electricians	470	23.29	\$24.18	\$50,293	2.21	\$17.40	\$20.04	\$24.05	\$28.01	\$31.37	\$36,188	\$41,689	\$50,028	\$58,271	\$65,242
47-2141	Painters, Construction and Maintenance	410	19.63	\$16.64	\$34,612	5.28	\$10.66	\$13.57	\$16.48	\$19.67	\$22.77	\$22,180	\$28,216	\$34,269	\$40,919	\$47,357
47-2151	Pipelayers	30	46.34	\$20.16	\$41,926	5.34	\$13.90	\$16.14	\$21.07	\$23.38	\$25.41	\$28,917	\$33,579	\$43,818	\$48,625	\$52,843
47-2152	Plumbers, Pipefitters, and Steamfitters	330	14.24	\$22.78	\$47,390	7.42	\$12.73	\$14.28	\$21.54	\$28.73	\$37.92	\$26,471	\$29,710	\$44,807	\$59,755	\$78,863
47-2181	Roofers	180	11.45	\$16.28	\$33,864	4.33	\$12.42	\$13.72	\$16.07	\$18.72	\$21.26	\$25,843	\$28,545	\$33,427	\$38,927	\$44,219
47-2211	Sheet Metal Workers			\$18.45	\$38,379	6.81	\$12.56	\$13.53	\$16.30	\$23.09	\$26.81	\$26,122	\$28,146	\$33,912	\$48,017	\$55,772
47-3011	Helpers--Brickmasons, Blockmasons, Stonemasons, and Tile and Marble Setters	80	40.94	\$12.53	\$26,055	6.83	\$10.15	\$10.80	\$11.85	\$13.49	\$15.16	\$21,117	\$22,463	\$24,654	\$28,053	\$31,532
47-3012	Helpers--Carpenters	30	48.01	\$17.28	\$35,937	15.96	\$10.69	\$12.45	\$17.94	\$22.26	\$24.08	\$22,234	\$25,891	\$37,317	\$46,299	\$50,083
47-3015	Helpers--Pipelayers, Plumbers, Pipefitters, and Steamfitters			\$15.73	\$32,714	5.15	\$11.37	\$13.52	\$15.72	\$18.63	\$20.01	\$23,651	\$28,132	\$32,694	\$38,740	\$41,622
47-3016	Helpers--Roofers			\$13.64	\$28,364	6.27	\$10.41	\$11.38	\$12.60	\$16.59	\$18.78	\$21,659	\$23,667	\$26,208	\$34,513	\$39,055
47-4011	Construction and Building Inspectors	80	11.98	\$28.91	\$60,143	2.36	\$21.58	\$24.59	\$28.78	\$33.02	\$36.44	\$44,880	\$51,152	\$59,872	\$68,687	\$75,799
47-4051	Highway Maintenance Workers	280	5.4	\$20.26	\$42,145	2.24	\$16.42	\$18.49	\$20.60	\$22.22	\$24.21	\$34,160	\$38,460	\$42,854	\$46,213	\$50,347
49-0000	Installation, Maintenance, and Repair Occupations	3,220	6.04	\$22.03	\$45,816	2.05	\$12.83	\$16.04	\$20.33	\$27.12	\$34.04	\$26,680	\$33,370	\$42,292	\$56,409	\$70,799
49-1011	First-Line Supervisors of Mechanics, Installers, and Repairers	200	11.08	\$32.64	\$67,887	2.56	\$19.76	\$24.12	\$30.98	\$40.45	\$48.95	\$41,109	\$50,160	\$64,446	\$84,142	\$101,806
49-2011	Computer, Automated Teller, and Office Machine Repairers	30	39.26	\$27.75	\$57,719	8.05	\$20.08	\$23.88	\$29.23	\$32.88	\$35.05	\$41,768	\$49,671	\$60,790	\$68,382	\$72,895
49-2022	Telecommunications Equipment Installers and Repairers, Except Line Installers	90	45.96	\$31.32	\$65,137	8.05	\$20.56	\$26.17	\$30.59	\$38.58	\$43.23	\$42,756	\$54,438	\$63,627	\$80,244	\$89,926
49-2094	Electrical and Electronics Repairers, Commercial and Industrial Equipment	30	13.07	\$26.43	\$54,964	3.81	\$17.56	\$21.39	\$25.52	\$32.27	\$39.55	\$36,518	\$44,485	\$53,071	\$67,114	\$82,266
49-2098	Security and Fire Alarm Systems Installers			\$17.17	\$35,706	4.67	\$13.10	\$14.19	\$15.91	\$19.60	\$23.59	\$27,238	\$29,509	\$33,103	\$40,761	\$49,071
49-3011	Aircraft Mechanics and Service Technicians			\$21.40	\$44,503	9.66	\$10.83	\$17.09	\$22.82	\$26.48	\$28.67	\$22,530	\$35,541	\$47,475	\$55,070	\$59,640
49-3021	Automotive Body and Related Repairers			\$28.45	\$59,173	14.99	\$18.83	\$21.18	\$26.55	\$37.90	\$43.00	\$39,158	\$44,064	\$55,229	\$78,828	\$89,450
49-3022	Automotive Glass Installers and Repairers			\$26.84	\$55,819	8.56	\$23.21	\$26.04	\$27.84	\$29.93	\$31.35	\$48,277	\$54,173	\$57,914	\$62,245	\$65,204
49-3023	Automotive Service Technicians and Mechanics	330	12.79	\$22.08	\$45,925	6.69	\$12.66	\$16.11	\$20.73	\$27.53	\$33.46	\$26,326	\$33,512	\$43,111	\$57,264	\$69,606
49-3031	Bus and Truck Mechanics and Diesel Engine Specialists	70	11.34	\$22.61	\$47,032	6.05	\$13.83	\$20.59	\$23.47	\$26.27	\$28.69	\$28,775	\$42,832	\$48,819	\$54,645	\$59,665
49-3042	Mobile Heavy Equipment Mechanics, Except Engines	150	10.71	\$21.98	\$45,715	2.55	\$14.83	\$17.72	\$21.80	\$26.35	\$29.07	\$30,851	\$36,853	\$45,334	\$54,801	\$60,463
49-3052	Motorcycle Mechanics	30	22.43	\$17.79	\$37,007	6.59	\$12.41	\$13.92	\$16.98	\$20.00	\$22.10	\$25,814	\$28,963	\$35,314	\$41,604	\$45,972

Occupational Code	Occupational Title	Employment Estimate	Employment Percentage Relative Standard Error	Average Hourly Wage	Average Annual Wage	Wage Percentage Relative Standard Error	10th Percentile (Hourly)	25th Percentile (Hourly)	50th Percentile (Hourly)	75th Percentile (Hourly)	90th Percentile (Hourly)	10th Percentile (Annual)	25th Percentile (Annual)	50th Percentile (Annual)	75th Percentile (Annual)	90th Percentile (Annual)
49-3053	Outdoor Power Equipment and Other Small Engine Mechanics	20	32.87	\$18.88	\$39,263	2.37	\$12.92	\$15.23	\$19.28	\$21.83	\$25.17	\$26,870	\$31,688	\$40,099	\$45,405	\$52,356
49-3091	Bicycle Repairers			\$11.34	\$23,590	9.75	\$8.20	\$9.43	\$11.09	\$13.20	\$14.83	\$17,063	\$19,615	\$23,063	\$27,448	\$30,855
49-3093	Tire Repairers and Changers			\$11.24	\$23,374	9.65	\$8.54	\$9.39	\$10.87	\$12.95	\$14.27	\$17,753	\$19,528	\$22,617	\$26,934	\$29,677
49-9012	Control and Valve Installers and Repairers, Except Mechanical Door	20	15.37	\$34.56	\$71,886	2.15	\$30.23	\$32.06	\$34.53	\$37.35	\$40.71	\$62,880	\$66,684	\$71,828	\$77,680	\$84,681
49-9021	Heating, Air Conditioning, and Refrigeration Mechanics and Installers	90	46.44													
49-9031	Home Appliance Repairers	30	37.76	\$24.37	\$50,691	8.78	\$18.59	\$20.72	\$25.55	\$28.35	\$30.58	\$38,674	\$43,098	\$53,151	\$58,960	\$63,606
49-9041	Industrial Machinery Mechanics	70	17.32	\$30.09	\$62,586	2.92	\$23.49	\$25.86	\$30.05	\$34.08	\$35.85	\$48,850	\$53,797	\$62,507	\$70,879	\$74,565
49-9043	Maintenance Workers, Machinery	20	41.55	\$20.27	\$42,162	9.87	\$13.05	\$15.15	\$19.07	\$25.20	\$28.68	\$27,154	\$31,510	\$39,660	\$52,414	\$59,665
49-9051	Electrical Power-Line Installers and Repairers	60	17.41	\$35.71	\$74,267	3	\$28.54	\$31.59	\$36.02	\$40.50	\$43.55	\$59,368	\$65,712	\$74,912	\$84,238	\$90,586
49-9071	Maintenance and Repair Workers, General	1,420	8.8	\$19.04	\$39,602	1.6	\$13.16	\$15.63	\$18.33	\$21.90	\$26.67	\$27,368	\$32,509	\$38,122	\$45,559	\$55,475
49-9098	Helpers--Installation, Maintenance, and Repair Workers	30	19.26	\$18.58	\$38,646	3.69	\$12.93	\$14.67	\$18.27	\$21.81	\$24.96	\$26,889	\$30,516	\$38,002	\$45,361	\$51,921
49-9799	Installation, Maintenance, and Repair Workers, All Other*	40	46.25	\$20.36	\$42,349	6.45	\$10.52	\$14.04	\$21.85	\$26.29	\$27.46	\$21,885	\$29,197	\$45,440	\$54,685	\$57,113
51-0000	Production Occupations	1,390	7.66	\$17.92	\$37,266	3.84	\$9.47	\$11.70	\$16.06	\$21.69	\$30.79	\$19,707	\$24,339	\$33,398	\$45,119	\$64,043
51-1011	First-Line Supervisors of Production and Operating Workers	100	8.24	\$29.66	\$61,688	5.23	\$14.72	\$22.77	\$27.82	\$36.41	\$46.42	\$30,625	\$47,366	\$57,865	\$75,725	\$96,556
51-2041	Structural Metal Fabricators and Fitters	20	35.54	\$18.17	\$37,784	4.15	\$14.56	\$16.16	\$18.59	\$20.68	\$22.02	\$30,285	\$33,615	\$38,659	\$43,014	\$45,799
51-2099	Assemblers and Fabricators, All Other	10	41.77	\$25.95	\$53,984	9.7	\$15.75	\$23.41	\$26.75	\$30.79	\$34.44	\$32,765	\$48,687	\$55,641	\$64,044	\$71,633
51-3011	Bakers	100	30.62	\$14.18	\$29,491	5.39	\$8.59	\$11.25	\$13.94	\$16.75	\$19.59	\$17,867	\$23,395	\$29,003	\$34,846	\$40,753
51-3021	Butchers and Meat Cutters	30	28.46	\$15.55	\$32,337	5.42	\$9.47	\$12.42	\$15.84	\$19.12	\$21.55	\$19,706	\$25,834	\$32,953	\$39,774	\$44,831
51-4041	Machinists	10	47.72	\$20.62	\$42,880	2.27	\$15.02	\$16.72	\$19.59	\$22.40	\$31.20	\$31,234	\$34,771	\$40,754	\$46,601	\$64,889
51-4121	Welders, Cutters, Solderers, and Brazers	90	17.36	\$22.74	\$47,305	3.43	\$16.08	\$18.98	\$21.42	\$24.08	\$32.33	\$33,452	\$39,486	\$44,561	\$50,095	\$67,238
51-5111	Prepress Technicians and Workers			\$14.34	\$29,835	16.84	\$9.82	\$10.47	\$11.56	\$18.61	\$20.98	\$20,416	\$21,780	\$24,054	\$38,713	\$43,649
51-5112	Printing Press Operators	30	20.65	\$16.88	\$35,104	6.27	\$12.35	\$13.73	\$17.01	\$19.37	\$21.40	\$25,682	\$28,562	\$35,388	\$40,289	\$44,514
51-6011	Laundry and Dry-Cleaning Workers	280	31.3	\$11.22	\$23,338	3.71	\$8.25	\$9.09	\$10.47	\$13.12	\$15.72	\$17,162	\$18,908	\$21,782	\$27,297	\$32,689
51-6031	Sewing Machine Operators	40	47.14	\$13.45	\$27,968	4.47	\$9.61	\$12.13	\$13.93	\$15.43	\$16.78	\$19,998	\$25,223	\$28,981	\$32,088	\$34,911
51-7011	Cabinetmakers and Bench Carpenters	50	47.8	\$16.39	\$34,088	15.29	\$9.18	\$10.68	\$14.72	\$20.17	\$28.34	\$19,090	\$22,210	\$30,618	\$41,955	\$58,938
51-7021	Furniture Finishers	20	48.28	\$16.96	\$35,280	2.82	\$11.74	\$12.98	\$15.21	\$20.30	\$25.95	\$24,410	\$26,992	\$31,639	\$42,229	\$53,983
51-7041	Sawing Machine Setters, Operators, and Tenders, Wood	30	30.59	\$16.65	\$34,629	3.52	\$14.89	\$15.55	\$16.65	\$17.75	\$18.45	\$30,979	\$32,350	\$34,635	\$36,921	\$38,382
51-7042	Woodworking Machine Setters, Operators, and Tenders, Except Sawing	50	22.9	\$15.63	\$32,515	12.84	\$9.42	\$12.02	\$15.98	\$18.17	\$22.08	\$19,597	\$24,994	\$33,238	\$37,787	\$45,926
51-8021	Stationary Engineers and Boiler Operators	30	38.63	\$25.51	\$53,058	8.58	\$17.52	\$19.77	\$22.23	\$32.68	\$39.14	\$36,443	\$41,120	\$46,245	\$67,967	\$81,421
51-8031	Water and Liquid Waste Treatment Plant and System Operators	100	28.12	\$27.72	\$57,655	4.25	\$18.73	\$22.09	\$30.20	\$33.92	\$36.02	\$38,967	\$45,950	\$62,817	\$70,558	\$74,914
51-9021	Crushing, Grinding, and Polishing Machine Setters, Operators, and Tenders			\$17.01	\$35,382	11.44	\$10.89	\$14.65	\$16.96	\$20.77	\$23.05	\$22,656	\$30,474	\$35,283	\$43,202	\$47,945
51-9061	Inspectors, Testers, Sorters, Samplers, and Weighers	20	0.57	\$21.28	\$44,270	2.11	\$15.59	\$17.27	\$20.16	\$24.56	\$28.39	\$32,426	\$35,922	\$41,932	\$51,082	\$59,050
51-9071	Jewelers and Precious Stone and Metal Workers	30	30.4	\$17.42	\$36,243	14.27	\$11.87	\$13.54	\$15.83	\$18.24	\$29.85	\$24,681	\$28,169	\$32,929	\$37,940	\$62,094

Occupational Code	Occupational Title	Employment Estimate	Employment Percentage Relative Standard Error	Average Hourly Wage	Average Annual Wage	Wage Percentage Relative Standard Error	10th Percentile (Hourly)	25th Percentile (Hourly)	50th Percentile (Hourly)	75th Percentile (Hourly)	90th Percentile (Hourly)	10th Percentile (Annual)	25th Percentile (Annual)	50th Percentile (Annual)	75th Percentile (Annual)	90th Percentile (Annual)
51-9122	Painters, Transportation Equipment	20	45.53	\$25.84	\$53,757	8.22	\$14.60	\$20.24	\$28.19	\$31.98	\$34.60	\$30,358	\$42,097	\$58,643	\$66,522	\$71,972
51-9151	Photographic Process Workers and Prioessing Machine Operators			\$14.37	\$29,893	4.1	\$11.17	\$12.52	\$14.00	\$15.97	\$17.94	\$23,224	\$26,040	\$29,118	\$33,209	\$37,314
51-9193	Cooling and Freezing Equipment Operators and Tenders	70	4.47	\$12.11	\$25,197	2.64	\$9.66	\$10.24	\$11.19	\$14.00	\$16.70	\$20,093	\$21,299	\$23,277	\$29,117	\$34,739
51-9198	Helpers--Production Workers	20	28.39	\$13.88	\$28,873	5.26	\$10.74	\$12.17	\$13.84	\$15.80	\$17.45	\$22,346	\$25,306	\$28,787	\$32,867	\$36,297
53-0000	Transportation and Material Moving Occupations	2,970	6.84	\$17.41	\$36,203	3.21	\$8.84	\$12.43	\$16.26	\$21.38	\$26.78	\$18,378	\$25,844	\$33,828	\$44,474	\$55,706
53-1021	First-Line Supervisors of Helpers, Laborers, and Material Movers, Hand			\$18.72	\$38,930	17.52	\$12.18	\$13.10	\$14.78	\$20.60	\$24.63	\$25,342	\$27,248	\$30,735	\$42,847	\$51,227
53-1031	First-Line Supervisors of Transportation and Material-Moving Machine and Vehicle Operators	120	17.01	\$25.52	\$53,072	2.96	\$14.39	\$20.00	\$26.21	\$29.59	\$34.97	\$29,927	\$41,597	\$54,514	\$61,549	\$72,745
53-2012	Commercial Pilots	60	46.51		\$81,186	12.55						\$44,170	\$49,395	\$86,953	\$100,780	\$115,503
53-3021	Bus Drivers, Transit and Intercity			\$16.05	\$33,375	5.88	\$10.66	\$13.88	\$16.60	\$18.79	\$20.34	\$22,174	\$28,865	\$34,526	\$39,084	\$42,305
53-3022	Bus Drivers, School or Special Client	270	32.12	\$17.68	\$36,782	2.3	\$13.39	\$15.33	\$17.33	\$20.15	\$23.48	\$27,841	\$31,896	\$36,052	\$41,908	\$48,834
53-3031	Driver/Sales Workers	130	48.91	\$9.71	\$20,202	13.52	\$7.48	\$7.62	\$7.85	\$10.00	\$15.04	\$15,557	\$15,847	\$16,330	\$20,799	\$31,276
53-3032	Heavy and Tractor-Trailer Truck Drivers	220	14.98	\$20.82	\$43,314	2.45	\$16.33	\$18.95	\$21.06	\$23.01	\$25.77	\$33,974	\$39,419	\$43,808	\$47,859	\$53,603
53-3033	Light Truck or Delivery Services Drivers	430	14.24	\$20.12	\$41,842	7	\$12.23	\$13.84	\$18.00	\$27.18	\$33.05	\$25,431	\$28,787	\$37,433	\$56,528	\$68,735
53-3041	Taxi Drivers and Chauffeurs	90	40.71	\$12.49	\$25,982	8.1	\$8.32	\$9.63	\$12.25	\$15.27	\$17.33	\$17,306	\$20,024	\$25,477	\$31,765	\$36,055
53-3099	Motor Vehicle Operators, All Other			\$16.99	\$35,342	4.46	\$11.78	\$13.10	\$15.27	\$20.81	\$25.84	\$24,508	\$27,255	\$31,758	\$43,283	\$53,738
53-6021	Parking Lot Attendants	100	18.41	\$11.24	\$23,379	6.49	\$7.54	\$8.13	\$10.89	\$13.38	\$16.10	\$15,679	\$16,917	\$22,655	\$27,835	\$33,480
53-6061	Transportation Attendants, Except Flight Attendants	20	23.7	\$13.05	\$27,138	8.04	\$7.96	\$8.83	\$12.92	\$15.75	\$20.56	\$16,563	\$18,361	\$26,865	\$32,753	\$42,765
53-7032	Excavating and Loading Machine and Dragline Operators	230	34.69	\$21.06	\$43,814	4.55	\$14.03	\$17.80	\$21.63	\$24.66	\$27.47	\$29,180	\$37,021	\$44,991	\$51,302	\$57,129
53-7051	Industrial Truck and Tractor Operators	110	28.24	\$15.48	\$32,202	4.12	\$10.51	\$12.01	\$15.12	\$18.69	\$21.75	\$21,852	\$24,988	\$31,455	\$38,882	\$45,235
53-7061	Cleaners of Vehicles and Equipment			\$12.78	\$26,585	10.19	\$7.74	\$9.29	\$12.88	\$15.32	\$18.08	\$16,100	\$19,315	\$26,788	\$31,865	\$37,616
53-7062	Laborers and Freight, Stock, and Material Movers, Hand			\$13.60	\$28,296	7.99	\$8.13	\$9.35	\$12.99	\$16.20	\$22.56	\$16,903	\$19,454	\$27,030	\$33,695	\$46,918
53-7064	Packers and Packagers, Hand	40	35.68	\$10.54	\$21,933	8.07	\$7.63	\$8.39	\$10.48	\$12.54	\$14.27	\$15,869	\$17,449	\$21,802	\$26,077	\$29,682
53-7081	Refuse and Recyclable Material Collectors	100	39.84	\$19.30	\$40,149	7.98	\$12.76	\$15.47	\$20.31	\$22.70	\$24.87	\$26,545	\$32,175	\$42,239	\$47,222	\$51,730

Occupational Code	Occupational Title	Employment Estimate	Employment Percentage Relative Standard Error	Average Hourly Wage	Average Annual Wage	Wage Percentage Relative Standard Error	10th Percentile (Hourly)	25th Percentile (Hourly)	50th Percentile (Hourly)	75th Percentile (Hourly)	90th Percentile (Hourly)	10th Percentile (Annual)	25th Percentile (Annual)	50th Percentile (Annual)	75th Percentile (Annual)	90th Percentile (Annual)
00-0000	All occupations	19,530	3.14	\$17.87	\$37,168	3.87	\$8.16	\$9.91	\$15.44	\$22.96	\$31.23	\$16,966	\$20,606	\$32,120	\$47,758	\$64,962
11-0000	Management Occupations	730	14.9	\$32.95	\$68,536	6.69	\$11.85	\$20.81	\$29.74	\$40.80	\$53.94	\$24,653	\$43,295	\$61,852	\$84,855	\$112,186
11-1011	Chief Executives	20	32.32	\$55.35	\$115,118	14.8	\$23.73	\$34.65	\$43.50	\$54.99		\$49,366	\$72,078	\$90,486	\$114,369	
11-1021	General and Operations Managers	290	7.14	\$37.62	\$78,245	5.65	\$17.06	\$24.19	\$33.05	\$45.10	\$61.03	\$35,490	\$50,320	\$68,737	\$93,798	\$126,939
11-3011	Administrative Services Managers	10	20.57	\$30.07	\$62,536	5.17	\$17.10	\$21.35	\$27.27	\$42.01	\$43.62	\$35,571	\$44,398	\$56,729	\$87,385	\$90,736
11-9021	Construction Managers			\$24.13	\$50,186	8.18	\$20.53	\$21.47	\$23.04	\$24.62	\$28.43	\$42,701	\$44,663	\$47,933	\$51,202	\$59,140
11-9032	Education Administrators, Elementary and Secondary School	40	8.18		\$66,542	2.4						\$52,663	\$57,159	\$64,564	\$75,748	\$87,999
11-9081	Lodging Managers			\$17.96	\$37,359	17.21	\$10.60	\$11.78	\$15.36	\$19.00	\$41.58	\$22,050	\$24,506	\$31,955	\$39,530	\$86,490
11-9111	Medical and Health Services Managers	20	9.03	\$43.72	\$90,928	6.73	\$29.49	\$34.19	\$37.75	\$46.29	\$67.05	\$61,346	\$71,111	\$78,515	\$96,285	\$139,458
11-9131	Postmasters and Mail Superintendents	10	0.11	\$28.25	\$58,758	1.89	\$16.80	\$24.35	\$29.65	\$34.93	\$37.19	\$34,950	\$50,653	\$61,662	\$72,649	\$77,349
11-9151	Social and Community Service Managers	10	31.32	\$30.16	\$62,731	6.18	\$20.01	\$22.21	\$32.68	\$35.88	\$39.69	\$41,627	\$46,202	\$67,984	\$74,623	\$82,561
11-9199	Managers, All Other	60	4.63	\$38.90	\$80,911	3.61	\$19.77	\$32.90	\$40.19	\$48.81	\$52.68	\$41,117	\$68,437	\$83,603	\$101,526	\$109,584
13-0000	Business and Financial Operations Occupations	680	17.3	\$25.52	\$53,091	2.73	\$13.47	\$19.02	\$23.80	\$31.11	\$39.17	\$28,020	\$39,554	\$49,501	\$64,718	\$81,472
13-1041	Compliance Officers	30	11.97	\$27.94	\$58,109	7.4	\$11.34	\$23.63	\$28.90	\$33.42	\$38.01	\$23,594	\$49,146	\$60,109	\$69,513	\$79,065
13-1078	Human Resources, Training, and Labor Relations Specialists, All Other*			\$23.13	\$48,115	3.53	\$15.86	\$20.68	\$22.88	\$25.11	\$31.27	\$32,994	\$43,014	\$47,596	\$52,238	\$65,037
13-1111	Management Analysts	20	14.57	\$28.39	\$59,052	9.09	\$15.79	\$18.22	\$24.64	\$32.87	\$53.61	\$32,836	\$37,905	\$51,259	\$68,362	\$111,506
13-1151	Training and Development Specialists			\$30.02	\$62,449	7.31	\$15.57	\$23.75	\$31.52	\$38.57	\$42.58	\$32,377	\$49,404	\$65,554	\$80,230	\$88,564
13-1199	Business Operations Specialists, All Other*	170	7.26	\$27.35	\$56,879	2.76	\$14.83	\$19.48	\$26.38	\$33.12	\$41.97	\$30,846	\$40,528	\$54,876	\$68,888	\$87,296
13-2011	Accountants and Auditors	120	9.71	\$26.36	\$54,839	3.66	\$13.99	\$20.02	\$24.70	\$31.45	\$38.89	\$29,095	\$41,639	\$51,375	\$65,416	\$80,890
13-2021	Appraisers and Assessors of Real Estate			\$12.76	\$26,549	21.18	\$8.03	\$8.46	\$9.18	\$13.29	\$26.31	\$16,712	\$17,607	\$19,098	\$27,635	\$54,716
13-2052	Personal Financial Advisors			\$17.43	\$36,249	14.91	\$12.46	\$13.51	\$19.12	\$21.17	\$22.40	\$25,920	\$28,101	\$39,774	\$44,032	\$46,586
13-2072	Loan Officers	40	24.97	\$35.87	\$74,611	12.9	\$13.98	\$20.11	\$31.51	\$52.17	\$64.49	\$29,076	\$41,819	\$65,535	\$108,508	\$134,129
15-0000	Computer and Mathematical Occupations	110	11.08	\$26.44	\$55,004	2.73	\$13.56	\$18.62	\$26.40	\$33.82	\$39.44	\$28,195	\$38,722	\$54,906	\$70,355	\$82,031
15-1142	Network and Computer Systems Administrators*	20	25.79	\$23.97	\$49,850	6.51	\$10.81	\$12.30	\$26.41	\$31.46	\$35.15	\$22,488	\$25,578	\$54,942	\$65,436	\$73,103
15-1150	Computer Support Specialists	30	16.26	\$21.85	\$45,457	4.07	\$12.79	\$15.83	\$21.53	\$27.44	\$31.87	\$26,595	\$32,936	\$44,793	\$57,076	\$66,284
15-1799	Computer Occupations, All Other*	30	5.33	\$31.90	\$66,348	3.64	\$23.94	\$26.27	\$33.67	\$36.39	\$43.00	\$49,800	\$54,648	\$70,039	\$75,686	\$89,442
17-0000	Architecture and Engineering Occupations	130	16.26	\$29.16	\$60,654	3.98	\$15.60	\$20.10	\$28.07	\$36.01	\$47.12	\$32,453	\$41,802	\$58,388	\$74,907	\$98,015
17-2051	Civil Engineers	40	41.2	\$32.04	\$66,643	7.35	\$20.33	\$25.13	\$30.21	\$38.60	\$48.20	\$42,281	\$52,273	\$62,847	\$80,287	\$100,257
17-3011	Architectural and Civil Drafters	10	20.29	\$22.17	\$46,116	14.8	\$11.17	\$16.54	\$23.47	\$27.77	\$32.24	\$23,227	\$34,397	\$48,816	\$57,756	\$67,052
17-3031	Surveying and Mapping Technicians	10	19.76	\$19.67	\$40,920	12.26	\$8.80	\$15.05	\$18.89	\$24.78	\$32.79	\$18,307	\$31,310	\$39,290	\$51,550	\$68,206
19-0000	Life, Physical, and Social Science Occupations	210	6.75	\$26.56	\$55,245	2.79	\$13.45	\$15.74	\$25.85	\$34.32	\$36.92	\$27,980	\$32,738	\$53,776	\$71,384	\$76,786
19-1023	Zoologists and Wildlife Biologists	10	0.13	\$31.10	\$64,688	2.19	\$25.45	\$27.60	\$32.24	\$33.12	\$35.88	\$52,942	\$57,413	\$67,064	\$68,884	\$74,624
19-1031	Conservation Scientists	10	0.15	\$31.95	\$66,459	2.43	\$24.33	\$29.40	\$31.28	\$35.87	\$35.88	\$50,613	\$61,157	\$65,052	\$74,615	\$74,628
19-3031	Clinical, Counseling, and School Psychologists	20	9.46	\$40.43	\$84,096	14.68	\$21.94	\$32.62	\$37.37	\$45.96	\$75.15	\$45,636	\$67,860	\$77,730	\$95,593	\$156,321
19-3051	Urban and Regional Planners			\$28.34	\$58,939	3.89	\$20.56	\$22.35	\$25.14	\$35.89	\$38.70	\$42,762	\$46,482	\$52,285	\$74,655	\$80,501
19-4093	Forest and Conservation Technicians	60	0.03	\$15.93	\$33,136	1.83	\$11.98	\$13.45	\$13.46	\$17.91	\$22.39	\$24,928	\$27,978	\$27,996	\$37,242	\$46,567
21-0000	Community and Social Service Occupations	450	7.12	\$22.77	\$47,370	5.38	\$12.02	\$16.47	\$22.09	\$30.36	\$33.74	\$25,000	\$34,254	\$45,946	\$63,157	\$70,189
21-1011	Substance Abuse and Behavioral Disorder Counselors	80	12.81	\$18.25	\$37,968	5.05	\$13.16	\$15.80	\$17.90	\$20.46	\$24.18	\$27,375	\$32,868	\$37,224	\$42,562	\$50,288

Occupational Code	Occupational Title	Employment Estimate	Employment Percentage Relative Standard Error	Average Hourly Wage	Average Annual Wage	Wage Percentage Relative Standard Error	10th Percentile (Hourly)	25th Percentile (Hourly)	50th Percentile (Hourly)	75th Percentile (Hourly)	90th Percentile (Hourly)	10th Percentile (Annual)	25th Percentile (Annual)	50th Percentile (Annual)	75th Percentile (Annual)	90th Percentile (Annual)
21-1012	Educational, Guidance, School, and Vocational Counselors	40	9.54	\$24.66	\$51,301	2.3	\$18.78	\$20.95	\$24.29	\$28.26	\$32.86	\$39,057	\$43,570	\$50,531	\$58,789	\$68,343
21-1013	Marriage and Family Therapists			\$21.14	\$43,978	10.47	\$12.86	\$14.83	\$23.57	\$26.34	\$28.00	\$26,739	\$30,857	\$49,031	\$54,790	\$58,245
21-1014	Mental Health Counselors	30	31.89													
21-1021	Child, Family, and School Social Workers	10	5.88	\$28.52	\$59,323	10.8	\$15.48	\$19.99	\$26.18	\$39.45	\$43.27	\$32,207	\$41,583	\$54,448	\$82,058	\$90,002
21-1022	Healthcare Social Workers	20	12.07	\$19.03	\$39,581	6.85	\$8.36	\$16.24	\$18.88	\$22.13	\$30.04	\$17,392	\$33,786	\$39,278	\$46,025	\$62,481
21-1023	Mental Health and Substance Abuse Social Workers	60	0.6	\$22.95	\$47,738	3.31	\$11.70	\$17.65	\$24.45	\$27.97	\$31.94	\$24,345	\$36,706	\$50,858	\$58,172	\$66,437
21-1029	Social Workers, All Other	20	41.37	\$22.97	\$47,788	4.57	\$14.53	\$17.35	\$21.93	\$28.53	\$34.36	\$30,213	\$36,097	\$45,607	\$59,338	\$71,466
21-1091	Health Educators			\$9.56	\$19,889	8.96	\$7.56	\$8.02	\$8.80	\$10.29	\$12.77	\$15,723	\$16,688	\$18,296	\$21,404	\$26,554
21-1093	Social and Human Service Assistants			\$17.03	\$35,415	3.46	\$10.46	\$12.78	\$16.40	\$21.05	\$24.96	\$21,748	\$26,578	\$34,116	\$43,790	\$51,912
21-1798	Community and Social Service Specialists, All Other*	20	8.96	\$23.34	\$48,547	9.59	\$11.99	\$13.91	\$21.37	\$32.54	\$40.00	\$24,937	\$28,929	\$44,456	\$67,687	\$83,205
23-0000	Legal Occupations	100	10.86	\$39.60	\$82,360	7.72	\$16.64	\$22.53	\$33.39	\$57.76	\$67.54	\$34,605	\$46,867	\$69,454	\$120,132	\$140,493
23-1011	Lawyers	40	21.45	\$50.86	\$105,786	10.03	\$29.21	\$37.47	\$53.61	\$63.61	\$76.25	\$60,748	\$77,942	\$111,515	\$132,306	\$158,602
23-2011	Paralegals and Legal Assistants*	20	33.36	\$23.69	\$49,271	4.54	\$14.87	\$20.32	\$22.38	\$29.22	\$32.72	\$30,927	\$42,262	\$46,554	\$60,769	\$68,061
23-2093	Title Examiners, Abstractors, and Searchers	10	24.34	\$15.72	\$32,692	19.06	\$8.19	\$11.84	\$17.24	\$20.57	\$22.18	\$17,034	\$24,626	\$35,861	\$42,787	\$46,125
25-0000	Education, Training, and Library Occupations	1,170	9.33	\$19.72	\$41,013	1.96	\$11.24	\$15.34	\$19.10	\$23.83	\$28.57	\$23,381	\$31,908	\$39,733	\$49,569	\$59,435
25-1194	Vocational Education Teachers, Postsecondary	60	0.85	\$27.99	\$58,217	3.3	\$25.68	\$25.69	\$25.84	\$29.25	\$37.31	\$53,419	\$53,426	\$53,754	\$60,841	\$77,606
25-2011	Preschool Teachers, Except Special Education	10	39.61	\$16.22	\$33,734	23.45	\$8.75	\$10.06	\$12.90	\$21.43	\$28.75	\$18,208	\$20,930	\$26,822	\$44,572	\$59,801
25-2012	Kindergarten Teachers, Except Special Education	40	7.58		\$42,804	2.95						\$32,216	\$34,906	\$39,922	\$49,987	\$58,617
25-2021	Elementary School Teachers, Except Special Education	270	7.36		\$43,028	1.85						\$31,676	\$35,647	\$41,789	\$49,424	\$58,205
25-2022	Middle School Teachers, Except Special and Career/Technical Education	180	15.21		\$39,770	1.63						\$31,476	\$34,474	\$39,077	\$44,631	\$49,893
25-2031	Secondary School Teachers, Except Special and Career/Technical Education	210	12.92		\$43,548	2.49						\$32,052	\$36,369	\$42,426	\$49,605	\$58,284
25-2041	Special Education Teachers, Preschool, Kindergarten, and Elementary School*	30	9.99		\$46,099	2.88						\$34,250	\$39,174	\$43,475	\$50,432	\$66,232
25-2053	Special Education Teachers, Middle School	20	8.89		\$41,399	2.44						\$31,436	\$34,463	\$39,589	\$46,953	\$58,141
25-2054	Special Education Teachers, Secondary School	20	11.7		\$47,662	3.25						\$34,332	\$39,843	\$45,821	\$56,537	\$64,199
25-4021	Librarians	20	9.01	\$23.45	\$48,773	5.92	\$13.54	\$15.20	\$20.16	\$32.11	\$36.41	\$28,161	\$31,621	\$41,923	\$66,798	\$75,739
25-4031	Library Technicians	50	13.25	\$13.09	\$27,234	2.11	\$9.73	\$10.63	\$11.95	\$14.19	\$18.22	\$20,232	\$22,120	\$24,854	\$29,518	\$37,906
25-9041	Teacher Assistants	160	10.46		\$24,048	1.97						\$19,523	\$20,916	\$23,184	\$26,800	\$30,277
27-0000	Arts, Design, Entertainment, Sports, and Media Occupations	220	7.67	\$13.78	\$28,655	6.38	\$8.42	\$9.73	\$11.38	\$13.82	\$22.62	\$17,521	\$20,234	\$23,672	\$28,754	\$47,054
27-1024	Graphic Designers	10	29.87	\$14.77	\$30,726	6.46	\$10.08	\$11.14	\$15.26	\$17.51	\$19.95	\$20,961	\$23,181	\$31,735	\$36,416	\$41,490
27-3022	Reporters and Correspondents	50	34.56	\$10.30	\$21,424	4.35	\$8.03	\$8.65	\$9.76	\$12.04	\$13.68	\$16,700	\$17,989	\$20,299	\$25,048	\$28,450
27-3031	Public Relations Specialists	20	22.41	\$21.41	\$44,542	8.72	\$9.08	\$11.56	\$20.74	\$32.57	\$37.11	\$18,884	\$24,036	\$43,146	\$67,756	\$77,197
27-4021	Photographers	10	39.59	\$14.13	\$29,397	13.98	\$8.65	\$9.95	\$11.74	\$13.65	\$15.98	\$17,993	\$20,706	\$24,418	\$28,394	\$33,233
29-0000	Healthcare Practitioners and Technical Occupations	1,120	4.24	\$28.21	\$58,667	2.94	\$13.17	\$18.21	\$25.27	\$32.66	\$46.15	\$27,393	\$37,881	\$52,558	\$67,927	\$95,994

Occupational Code	Occupational Title	Employment Estimate	Employment Percentage Relative Standard Error	Average Hourly Wage	Average Annual Wage	Wage Percentage Relative Standard Error	10th Percentile (Hourly)	25th Percentile (Hourly)	50th Percentile (Hourly)	75th Percentile (Hourly)	90th Percentile (Hourly)	10th Percentile (Annual)	25th Percentile (Annual)	50th Percentile (Annual)	75th Percentile (Annual)	90th Percentile (Annual)
29-1021	Dentists, General	10	18.98	\$61.23	\$127,367	3.07	\$55.53	\$58.15	\$61.74	\$66.20	\$69.00	\$115,500	\$120,962	\$128,416	\$137,692	\$143,514
29-1051	Pharmacists	50	25.77	\$47.89	\$99,612	9.27	\$26.56	\$45.81	\$51.96	\$57.77	\$63.36	\$55,236	\$95,287	\$108,076	\$120,161	\$131,799
29-1062	Family and General Practitioners	20	45.32	\$72.16	\$150,093	20.22	\$54.25	\$58.76	\$63.50	\$69.92		\$112,833	\$122,214	\$132,076	\$145,430	
29-1071	Physician Assistants	20	36.01	\$44.21	\$91,964	8.1	\$38.27	\$39.28	\$43.28	\$49.70	\$54.66	\$79,603	\$81,705	\$90,030	\$103,378	\$113,699
29-1111	Registered Nurses*	390	6.51	\$29.03	\$60,384	2.45	\$21.38	\$24.66	\$28.18	\$31.81	\$36.40	\$44,477	\$51,289	\$58,619	\$66,163	\$75,715
29-1122	Occupational Therapists	10	9.93	\$27.75	\$57,724	7.69	\$17.23	\$19.02	\$30.83	\$34.54	\$36.85	\$35,845	\$39,556	\$64,116	\$71,852	\$76,658
29-1123	Physical Therapists	30	12.73	\$34.15	\$71,037	2.44	\$28.03	\$31.21	\$34.43	\$37.82	\$40.58	\$58,312	\$64,909	\$71,613	\$78,660	\$84,415
29-1126	Respiratory Therapists	20	3.52	\$23.48	\$48,834	2.53	\$18.50	\$20.48	\$22.73	\$25.33	\$28.33	\$38,488	\$42,589	\$47,286	\$52,679	\$58,916
29-1127	Speech-Language Pathologists	20	13.79	\$35.17	\$73,161	3.16	\$29.35	\$31.61	\$34.89	\$39.48	\$43.62	\$61,052	\$65,748	\$72,563	\$82,118	\$90,739
29-2021	Dental Hygienists	30	15.14	\$31.94	\$66,441	4.28	\$27.89	\$29.30	\$31.49	\$34.49	\$37.49	\$58,018	\$60,942	\$65,499	\$71,738	\$77,987
29-2041	Emergency Medical Technicians and Paramedics			\$16.80	\$34,952	10.02	\$10.15	\$11.44	\$15.15	\$19.96	\$25.18	\$21,114	\$23,793	\$31,512	\$41,513	\$52,373
29-2052	Pharmacy Technicians	50	24.86	\$12.70	\$26,406	4.92	\$9.53	\$10.92	\$13.13	\$14.66	\$15.59	\$19,817	\$22,712	\$27,316	\$30,486	\$32,432
29-2056	Veterinary Technologists and Technicians	60	27.78	\$11.14	\$23,179	6.92	\$7.58	\$8.54	\$10.94	\$13.31	\$14.81	\$15,774	\$17,760	\$22,751	\$27,678	\$30,800
29-2061	Licensed Practical and Licensed Vocational Nurses	130	13.09	\$18.47	\$38,423	1.99	\$14.45	\$16.42	\$18.69	\$20.21	\$22.59	\$30,063	\$34,145	\$38,877	\$42,044	\$46,980
29-2071	Medical Records and Health Information Technicians	30	1.24	\$18.05	\$37,539	6.34	\$11.75	\$13.57	\$16.32	\$20.04	\$30.41	\$24,431	\$28,230	\$33,937	\$41,684	\$63,257
29-2081	Opticians, Dispensing	20	28.62	\$18.14	\$37,741	11.71	\$11.35	\$14.01	\$17.90	\$22.65	\$25.59	\$23,605	\$29,143	\$37,224	\$47,103	\$53,235
29-2799	Health Technologists and Technicians, All Other*	20	27.06	\$16.17	\$33,623	5.45	\$10.54	\$14.27	\$16.31	\$17.98	\$21.55	\$21,915	\$29,690	\$33,935	\$37,398	\$44,817
31-0000	Healthcare Support Occupations	450	5.13	\$12.94	\$26,910	4.55	\$8.35	\$9.93	\$11.43	\$14.29	\$18.53	\$17,374	\$20,653	\$23,769	\$29,721	\$38,544
31-1011	Home Health Aides			\$8.39	\$17,451	3.99	\$7.50	\$7.83	\$8.43	\$9.03	\$9.87	\$15,607	\$16,287	\$17,530	\$18,787	\$20,533
31-1012	Nursing Aides, Orderlies, and Attendants*	240	11.58	\$11.13	\$23,158	3.32	\$8.84	\$9.96	\$10.91	\$12.20	\$14.26	\$18,391	\$20,724	\$22,686	\$25,369	\$29,665
31-2011	Occupational Therapy Assistants			\$20.34	\$42,307	3.48	\$16.90	\$18.36	\$19.93	\$22.39	\$24.73	\$35,156	\$38,183	\$41,453	\$46,574	\$51,448
31-2021	Physical Therapist Assistants	10	23.24	\$20.11	\$41,823	3.45	\$16.76	\$18.05	\$19.97	\$22.45	\$24.21	\$34,870	\$37,549	\$41,537	\$46,697	\$50,358
31-9091	Dental Assistants	40	8.36	\$15.45	\$32,146	9.78	\$10.64	\$12.38	\$15.01	\$17.91	\$22.13	\$22,139	\$25,742	\$31,214	\$37,244	\$46,031
31-9092	Medical Assistants	50	9.84	\$19.00	\$39,519	22.03	\$10.17	\$11.71	\$14.13	\$18.23	\$48.88	\$21,154	\$24,358	\$29,395	\$37,928	\$101,676
31-9094	Medical Transcriptionists			\$13.59	\$28,273	3.07	\$11.96	\$12.54	\$13.44	\$14.33	\$15.98	\$24,884	\$26,073	\$27,946	\$29,807	\$33,231
31-9799	Healthcare Support Workers, All Other*	40	12.42	\$14.38	\$29,913	6.03	\$7.70	\$9.53	\$12.87	\$16.70	\$25.86	\$16,007	\$19,812	\$26,763	\$34,728	\$53,782
33-0000	Protective Service Occupations	2,350	3.43	\$22.97	\$47,769	2.4	\$18.95	\$19.24	\$21.76	\$26.85	\$29.65	\$39,420	\$40,021	\$45,251	\$55,852	\$61,673
33-1012	First-Line Supervisors of Police and Detectives			\$37.91	\$78,861	3.6	\$26.28	\$32.79	\$39.23	\$44.74	\$49.67	\$54,664	\$68,208	\$81,595	\$93,054	\$103,304
33-3012	Correctional Officers and Jailers	1,900	1.87	\$22.62	\$47,046	2.83	\$18.96	\$19.24	\$21.21	\$26.12	\$28.23	\$39,431	\$40,023	\$44,115	\$54,335	\$58,716
33-3021	Detectives and Criminal Investigators	10	0.17	\$26.83	\$55,798	2.29	\$17.64	\$20.91	\$24.71	\$33.21	\$37.00	\$36,700	\$43,498	\$51,395	\$69,071	\$76,959
33-3051	Police and Sheriff's Patrol Officers			\$22.35	\$46,491	3.1	\$16.18	\$17.98	\$21.41	\$26.06	\$32.43	\$33,662	\$37,394	\$44,523	\$54,214	\$67,456
33-9032	Security Guards	20	30.33	\$9.80	\$20,386	8.49	\$7.59	\$8.09	\$8.93	\$11.28	\$14.67	\$15,786	\$16,832	\$18,576	\$23,458	\$30,519
33-9092	Lifeguards, Ski Patrol, and Other Recreational Protective Service Workers	30	0.05	\$10.51	\$21,870	2.42	\$7.85	\$8.71	\$10.13	\$11.55	\$14.06	\$16,328	\$18,119	\$21,074	\$24,017	\$29,248
33-9099	Protective Service Workers, All Other*	40	12.37	\$13.38	\$27,836	4.31	\$8.48	\$9.61	\$11.55	\$15.06	\$21.97	\$17,638	\$19,983	\$24,026	\$31,321	\$45,688
35-0000	Food Preparation and Serving Related Occupations	2,510	10.5	\$11.97	\$24,893	7.73	\$7.57	\$7.97	\$9.06	\$13.70	\$21.27	\$15,739	\$16,579	\$18,842	\$28,489	\$44,245
35-1012	First-Line Supervisors of Food Preparation and Serving Workers	180	14.07													
35-2012	Cooks, Institution and Cafeteria	310	3.82	\$21.21	\$44,126	6.61	\$9.33	\$20.88	\$21.21	\$26.28	\$28.79	\$19,408	\$43,422	\$44,108	\$54,665	\$59,891

Occupational Code	Occupational Title	Employment Estimate	Employment Percentage Relative Standard Error	Average Hourly Wage	Average Annual Wage	Wage Percentage Relative Standard Error	10th Percentile (Hourly)	25th Percentile (Hourly)	50th Percentile (Hourly)	75th Percentile (Hourly)	90th Percentile (Hourly)	10th Percentile (Annual)	25th Percentile (Annual)	50th Percentile (Annual)	75th Percentile (Annual)	90th Percentile (Annual)
35-2014	Cooks, Restaurant	210	43.05	\$10.41	\$21,662	8.62	\$7.72	\$8.33	\$9.39	\$11.78	\$15.51	\$16,060	\$17,328	\$19,528	\$24,495	\$32,258
35-2015	Cooks, Short Order	50	39.38	\$9.44	\$19,625	5.81	\$7.80	\$8.32	\$9.18	\$10.62	\$11.75	\$16,216	\$17,306	\$19,096	\$22,097	\$24,430
35-2021	Food Preparation Workers	180	20.92	\$10.86	\$22,590	3.61	\$8.11	\$9.08	\$10.56	\$12.08	\$14.77	\$16,873	\$18,885	\$21,974	\$25,130	\$30,728
35-3011	Bartenders	110	19.68	\$8.57	\$17,821	4.92	\$7.47	\$7.64	\$8.09	\$8.85	\$9.33	\$15,541	\$15,898	\$16,832	\$18,408	\$19,413
35-3021	Combined Food Preparation and Serving Workers, Including Fast Food	540	15.95	\$8.78	\$18,269	3.28	\$7.54	\$7.83	\$8.47	\$9.12	\$10.06	\$15,678	\$16,293	\$17,613	\$18,963	\$20,914
35-3031	Waiters and Waitresses	470	17.42	\$8.73	\$18,160	6.08	\$7.45	\$7.57	\$7.79	\$8.85	\$11.22	\$15,490	\$15,745	\$16,201	\$18,407	\$23,328
35-3041	Food Servers, Nonrestaurant	50	29.89	\$10.22	\$21,255	15.8	\$7.64	\$8.02	\$8.96	\$10.73	\$16.56	\$15,901	\$16,687	\$18,639	\$22,321	\$34,437
35-9021	Dishwashers	130	34.53	\$8.31	\$17,287	3.04	\$7.57	\$7.94	\$8.47	\$9.00	\$9.39	\$15,755	\$16,520	\$17,623	\$18,727	\$19,526
37-0000	Building and Grounds Cleaning and Maintenance Occupations	620	7.74	\$10.86	\$22,594	2.84	\$7.84	\$8.53	\$9.77	\$12.07	\$15.40	\$16,316	\$17,746	\$20,323	\$25,108	\$32,031
37-1011	First-Line Supervisors of Housekeeping and Janitorial Workers	10	18.69	\$14.96	\$31,122	6.58	\$8.38	\$12.13	\$15.05	\$18.09	\$21.73	\$17,432	\$25,221	\$31,303	\$37,619	\$45,198
37-2011	Janitors and Cleaners, Except Maids and Housekeeping Cleaners	270	5.7	\$11.07	\$23,036	4.18	\$7.91	\$8.70	\$10.15	\$12.11	\$15.01	\$16,455	\$18,095	\$21,115	\$25,196	\$31,229
37-2012	Maids and Housekeeping Cleaners	190	17.55	\$9.28	\$19,293	3.89	\$7.68	\$8.13	\$8.84	\$9.74	\$11.51	\$15,970	\$16,900	\$18,390	\$20,263	\$23,948
37-3011	Landscaping and Groundskeeping Workers	130	21.83	\$11.63	\$24,187	5.06	\$8.06	\$9.27	\$10.83	\$13.68	\$16.20	\$16,757	\$19,276	\$22,537	\$28,459	\$33,702
39-0000	Personal Care and Service Occupations	750	14.64	\$11.01	\$22,897	4.72	\$7.62	\$8.10	\$9.05	\$11.58	\$17.35	\$15,854	\$16,848	\$18,833	\$24,091	\$36,096
39-1021	First-Line Supervisors of Personal Service Workers	20	19.95	\$27.13	\$56,431	10.82	\$16.31	\$18.50	\$24.56	\$38.54	\$42.66	\$33,924	\$38,487	\$51,092	\$80,167	\$88,740
39-2021	Nonfarm Animal Caretakers	30	40.9	\$8.17	\$16,989	3.84	\$7.48	\$7.81	\$8.36	\$8.91	\$9.24	\$15,553	\$16,240	\$17,386	\$18,531	\$19,218
39-3091	Amusement and Recreation Attendants	70	17.62	\$9.30	\$19,346	4.05	\$7.54	\$7.95	\$8.63	\$9.48	\$12.93	\$15,691	\$16,541	\$17,941	\$19,722	\$26,890
39-5012	Hairdressers, Hairstylists, and Cosmetologists	40	1.31	\$9.99	\$20,772	17.81	\$7.47	\$7.62	\$7.88	\$10.98	\$17.27	\$15,540	\$15,856	\$16,383	\$22,831	\$35,923
39-9011	Childcare Workers			\$9.87	\$20,522	2.93	\$7.59	\$7.98	\$9.30	\$11.58	\$13.47	\$15,797	\$16,607	\$19,339	\$24,095	\$28,010
39-9031	Fitness Trainers and Aerobics Instructors			\$15.80	\$32,864	7.88	\$8.34	\$14.69	\$16.04	\$17.43	\$18.27	\$17,352	\$30,556	\$33,355	\$36,251	\$37,994
39-9032	Recreation Workers	130	17.14	\$14.26	\$29,655	5.82	\$8.01	\$8.80	\$11.37	\$18.04	\$28.13	\$16,655	\$18,301	\$23,651	\$37,518	\$58,510
41-0000	Sales and Related Occupations	1,890	6.54	\$12.91	\$26,860	4.06	\$7.74	\$8.52	\$10.27	\$14.11	\$20.35	\$16,100	\$17,717	\$21,371	\$29,351	\$42,326
41-1011	First-Line Supervisors of Retail Sales Workers	180	8.68	\$17.47	\$36,338	3.19	\$10.84	\$12.93	\$16.35	\$20.59	\$26.48	\$22,539	\$26,893	\$33,999	\$42,820	\$55,079
41-2011	Cashiers	680	9.63	\$9.12	\$18,972	1.96	\$7.68	\$8.10	\$8.79	\$9.56	\$11.52	\$15,976	\$16,843	\$18,288	\$19,891	\$23,961
41-2021	Counter and Rental Clerks	80	19.15	\$11.82	\$24,582	6.37	\$7.82	\$8.43	\$9.63	\$14.13	\$20.05	\$16,268	\$17,539	\$20,022	\$29,384	\$41,707
41-2022	Parts Salespersons	30	35.83	\$14.96	\$31,109	12.62	\$9.91	\$12.06	\$13.65	\$15.92	\$25.48	\$20,609	\$25,093	\$28,401	\$33,108	\$52,990
41-2031	Retail Salespersons	680	12.05	\$12.26	\$25,498	5.23	\$7.63	\$8.57	\$10.72	\$13.63	\$18.00	\$15,872	\$17,824	\$22,293	\$28,352	\$37,432
41-3011	Advertising Sales Agents	20	47.32	\$12.92	\$26,870	7.12	\$9.92	\$10.81	\$12.43	\$14.24	\$17.27	\$20,637	\$22,475	\$25,846	\$29,614	\$35,921
41-3021	Insurance Sales Agents	40	22.23	\$22.67	\$47,154	19.89	\$11.74	\$12.87	\$14.69	\$27.59	\$48.47	\$24,423	\$26,760	\$30,563	\$57,377	\$100,827
41-3031	Securities, Commodities, and Financial Services Sales Agents			\$21.29	\$44,286	9.24	\$13.03	\$14.47	\$18.82	\$26.94	\$36.00	\$27,095	\$30,102	\$39,137	\$56,042	\$74,880
41-3099	Sales Representatives, Services, All Other	20	32.25	\$15.25	\$31,725	4.56	\$10.98	\$12.88	\$14.41	\$16.04	\$18.64	\$22,842	\$26,786	\$29,978	\$33,367	\$38,779
41-4012	Sales Representatives, Wholesale and Manufacturing, Except Technical and Scientific Products	70	25.69	\$20.10	\$41,806	7.5	\$10.66	\$15.92	\$18.18	\$22.44	\$34.36	\$22,170	\$33,116	\$37,817	\$46,670	\$71,461
43-0000	Office and Administrative Support Occupations	2,820	4.71	\$14.21	\$29,563	2.06	\$8.39	\$10.18	\$13.18	\$17.08	\$22.53	\$17,453	\$21,172	\$27,423	\$35,520	\$46,854
43-1011	First-Line Supervisors of Office and Administrative Support Workers	100	16.52	\$19.12	\$39,778	3.84	\$11.81	\$14.00	\$17.91	\$23.04	\$28.08	\$24,568	\$29,128	\$37,252	\$47,919	\$58,413
43-3021	Billing and Posting Clerks	40	25.66	\$13.65	\$28,401	4.29	\$10.73	\$12.14	\$13.23	\$14.31	\$17.59	\$22,323	\$25,241	\$27,509	\$29,759	\$36,588

Occupational Code	Occupational Title	Employment Estimate	Employment Percentage Relative Standard Error	Average Hourly Wage	Average Annual Wage	Wage Percentage Relative Standard Error	10th Percentile (Hourly)	25th Percentile (Hourly)	50th Percentile (Hourly)	75th Percentile (Hourly)	90th Percentile (Hourly)	10th Percentile (Annual)	25th Percentile (Annual)	50th Percentile (Annual)	75th Percentile (Annual)	90th Percentile (Annual)
43-3031	Bookkeeping, Accounting, and Auditing Clerks	400	14.33	\$13.67	\$28,429	3.7	\$8.09	\$9.07	\$11.97	\$17.67	\$22.69	\$16,821	\$18,865	\$24,894	\$36,752	\$47,193
43-3051	Payroll and Timekeeping Clerks	10	15.52	\$17.91	\$37,246	4.57	\$13.12	\$16.28	\$18.56	\$20.08	\$22.33	\$27,300	\$33,860	\$38,612	\$41,766	\$46,451
43-3061	Procurement Clerks	10	18.42	\$14.82	\$30,820	4.66	\$11.68	\$12.72	\$13.82	\$15.14	\$18.35	\$24,302	\$26,454	\$28,743	\$31,500	\$38,158
43-3071	Tellers			\$12.17	\$25,321	4.01	\$9.38	\$10.46	\$12.24	\$13.95	\$15.22	\$19,500	\$21,755	\$25,460	\$29,006	\$31,665
43-4031	Court, Municipal, and License Clerks	90	45.9	\$16.30	\$33,907	2.33	\$11.55	\$13.46	\$15.59	\$18.94	\$22.48	\$24,028	\$27,987	\$32,432	\$39,405	\$46,754
43-4051	Customer Service Representatives	80	23.36	\$14.20	\$29,543	7.16	\$8.38	\$10.10	\$13.90	\$16.06	\$21.17	\$17,436	\$21,006	\$28,904	\$33,398	\$44,029
43-4071	File Clerks	20	24.68	\$11.78	\$24,501	3.41	\$8.69	\$9.97	\$11.43	\$13.63	\$15.53	\$18,082	\$20,732	\$23,767	\$28,341	\$32,303
43-4081	Hotel, Motel, and Resort Desk Clerks	110	12.23	\$8.81	\$18,322	5.62	\$7.57	\$8.00	\$8.78	\$9.68	\$10.71	\$15,756	\$16,645	\$18,270	\$20,128	\$22,283
43-4111	Interviewers, Except Eligibility and Loan	30	5.72	\$11.14	\$23,179	3.43	\$8.88	\$10.02	\$10.92	\$11.86	\$14.46	\$18,467	\$20,848	\$22,707	\$24,668	\$30,074
43-4131	Loan Interviewers and Clerks	10	39.15	\$16.00	\$33,277	6.98	\$12.63	\$13.99	\$15.54	\$17.47	\$21.82	\$26,268	\$29,097	\$32,317	\$36,341	\$45,382
43-4141	New Accounts Clerks	20	33.58	\$13.79	\$28,686	3.57	\$12.18	\$12.85	\$13.74	\$14.73	\$15.67	\$25,342	\$26,721	\$28,589	\$30,635	\$32,596
43-4171	Receptionists and Information Clerks	200	10.02	\$11.97	\$24,895	2.88	\$8.14	\$9.86	\$11.68	\$14.17	\$15.80	\$16,935	\$20,503	\$24,285	\$29,467	\$32,869
43-4181	Reservation and Transportation Ticket Agents and Travel Clerks	30	18.16	\$9.63	\$20,033	3.66	\$7.65	\$8.09	\$8.78	\$9.63	\$13.16	\$15,913	\$16,822	\$18,265	\$20,040	\$27,370
43-4199	Information and Record Clerks, All Other	40	4.26	\$23.26	\$48,372	3.62	\$12.95	\$18.06	\$26.16	\$28.22	\$28.23	\$26,938	\$37,558	\$54,408	\$58,707	\$58,714
43-5031	Police, Fire, and Ambulance Dispatchers	50	43.67	\$16.75	\$34,836	4.62	\$11.03	\$14.46	\$17.36	\$19.26	\$21.74	\$22,941	\$30,073	\$36,114	\$40,061	\$45,211
43-5032	Dispatchers, Except Police, Fire, and Ambulance	10	15.54													
43-5051	Postal Service Clerks	20	0.06	\$25.05	\$52,101	3.19	\$22.07	\$24.88	\$25.53	\$26.11	\$26.56	\$45,914	\$51,750	\$53,093	\$54,309	\$55,236
43-5052	Postal Service Mail Carriers	50	0.03	\$23.12	\$48,091	2.49	\$18.50	\$18.51	\$25.14	\$26.26	\$27.31	\$38,484	\$38,495	\$52,291	\$54,614	\$56,809
43-5053	Postal Service Mail Sorters, Processors, and Processing Machine Operators	20	0.06	\$16.66	\$34,654	2.47	\$9.69	\$10.01	\$12.09	\$25.52	\$25.53	\$20,164	\$20,812	\$25,147	\$53,088	\$53,098
43-5061	Production, Planning, and Expediting Clerks			\$17.44	\$36,279	2.58	\$9.77	\$13.21	\$16.73	\$19.64	\$26.47	\$20,313	\$27,475	\$34,793	\$40,847	\$55,056
43-5071	Shipping, Receiving, and Traffic Clerks	60	15.85	\$14.93	\$31,045	4.27	\$8.24	\$10.31	\$13.86	\$20.28	\$21.03	\$17,136	\$21,438	\$28,834	\$42,174	\$43,739
43-5081	Stock Clerks and Order Fillers	140	17.22	\$12.15	\$25,264	3.48	\$8.46	\$9.72	\$11.30	\$14.62	\$17.37	\$17,599	\$20,212	\$23,494	\$30,415	\$36,131
43-6011	Executive Secretaries and Executive Administrative Assistants	190	6.39	\$19.24	\$40,010	2.21	\$14.16	\$16.83	\$18.69	\$22.47	\$24.37	\$29,459	\$35,007	\$38,872	\$46,741	\$50,697
43-6012	Legal Secretaries	30	5.51	\$20.62	\$42,894	19.78	\$12.68	\$14.21	\$20.80	\$25.93	\$29.68	\$26,368	\$29,556	\$43,259	\$53,942	\$61,727
43-6013	Medical Secretaries	40	19.13	\$12.31	\$25,607	4.07	\$9.71	\$10.51	\$11.96	\$14.24	\$15.65	\$20,187	\$21,856	\$24,885	\$29,610	\$32,556
43-6014	Secretaries and Administrative Assistants, Except Legal, Medical, and Executive	520	7.93	\$13.51	\$28,105	2.24	\$8.56	\$10.92	\$13.02	\$15.40	\$19.02	\$17,798	\$22,707	\$27,077	\$32,033	\$39,568
43-9061	Office Clerks, General	200	10.76	\$11.02	\$22,928	3.08	\$7.75	\$8.49	\$10.10	\$13.46	\$15.65	\$16,120	\$17,657	\$21,015	\$27,994	\$32,552
45-0000	Farming, Fishing, and Forestry Occupations	30	33.68	\$10.89	\$22,654	7.27	\$7.66	\$8.55	\$9.90	\$11.46	\$15.77	\$15,935	\$17,782	\$20,590	\$23,835	\$32,797
45-2092	Farmworkers and Laborers, Crop, Nursery, and Greenhouse	20	46.89	\$9.39	\$19,526	3.64	\$7.99	\$8.54	\$9.43	\$10.34	\$11.13	\$16,626	\$17,761	\$19,616	\$21,517	\$23,145
47-0000	Construction and Extraction Occupations	1,080	10.74	\$18.98	\$39,487	3.33	\$10.68	\$13.94	\$18.00	\$23.56	\$29.29	\$22,209	\$29,003	\$37,431	\$49,011	\$60,922
47-1011	First-Line Supervisors of Construction Trades and Extraction Workers	120	16.19	\$27.75	\$57,721	2.86	\$19.96	\$23.28	\$27.61	\$31.88	\$36.30	\$41,509	\$48,422	\$57,427	\$66,319	\$75,505
47-2031	Carpenters	130	39.9	\$15.88	\$33,030	7.86	\$8.48	\$12.28	\$16.19	\$18.63	\$21.60	\$17,635	\$25,540	\$33,677	\$38,743	\$44,924
47-2044	Tile and Marble Setters	10	19.77	\$13.30	\$27,666	16.71	\$7.50	\$7.68	\$13.86	\$16.91	\$18.91	\$15,605	\$15,974	\$28,825	\$35,183	\$39,323
47-2051	Cement Masons and Concrete Finishers	40	32.42	\$17.98	\$37,399	13.48	\$11.79	\$13.13	\$15.85	\$23.38	\$28.32	\$24,528	\$27,300	\$32,958	\$48,635	\$58,913
47-2061	Construction Laborers	140	20.44	\$14.79	\$30,766	6.48	\$9.48	\$11.04	\$15.16	\$17.84	\$19.58	\$19,710	\$22,956	\$31,540	\$37,105	\$40,726
47-2073	Operating Engineers and Other Construction Equipment Operators	250	27.37	\$20.44	\$42,520	6.02	\$13.50	\$16.06	\$19.50	\$24.72	\$28.22	\$28,090	\$33,408	\$40,553	\$51,408	\$58,698

Occupational Code	Occupational Title	Employment Estimate	Employment Percentage Relative Standard Error	Average Hourly Wage	Average Annual Wage	Wage Percentage Relative Standard Error	10th Percentile (Hourly)	25th Percentile (Hourly)	50th Percentile (Hourly)	75th Percentile (Hourly)	90th Percentile (Hourly)	10th Percentile (Annual)	25th Percentile (Annual)	50th Percentile (Annual)	75th Percentile (Annual)	90th Percentile (Annual)
47-2081	Drywall and Ceiling Tile Installers	20	26.84	\$11.32	\$23,555	16.48	\$7.52	\$7.72	\$9.86	\$15.77	\$17.43	\$15,637	\$16,053	\$20,519	\$32,800	\$36,252
47-2111	Electricians	70	21.65	\$16.30	\$33,909	17.41	\$9.58	\$10.60	\$18.87	\$21.38	\$22.73	\$19,935	\$22,047	\$39,255	\$44,472	\$47,283
47-2141	Painters, Construction and Maintenance	20	21.35	\$12.04	\$25,049	5.94	\$9.84	\$10.41	\$11.35	\$12.83	\$15.03	\$20,457	\$21,647	\$23,603	\$26,684	\$31,269
47-2152	Plumbers, Pipefitters, and Steamfitters	80	31.38	\$24.66	\$51,285	7.78	\$16.71	\$20.75	\$25.57	\$29.74	\$31.48	\$34,750	\$43,170	\$53,187	\$61,869	\$65,472
47-4011	Construction and Building Inspectors	30	49.45	\$19.13	\$39,793	2.8	\$13.64	\$15.82	\$18.82	\$22.16	\$25.13	\$28,378	\$32,904	\$39,142	\$46,096	\$52,260
47-4051	Highway Maintenance Workers			\$18.58	\$38,642	2.27	\$12.73	\$14.97	\$17.92	\$23.53	\$24.03	\$26,469	\$31,139	\$37,272	\$48,944	\$49,979
49-0000	Installation, Maintenance, and Repair Occupations	730	9.75	\$18.12	\$37,696	4.42	\$8.57	\$11.34	\$15.91	\$24.95	\$30.22	\$17,823	\$23,587	\$33,090	\$51,900	\$62,866
49-1011	First-Line Supervisors of Mechanics, Installers, and Repairers	70	10.78	\$28.90	\$60,113	3.4	\$21.70	\$26.24	\$27.94	\$31.80	\$36.07	\$45,143	\$54,581	\$58,111	\$66,146	\$75,018
49-2022	Telecommunications Equipment Installers and Repairers, Except Line Installers	30	18.74	\$27.84	\$57,900	4.95	\$18.53	\$22.31	\$29.20	\$32.81	\$34.92	\$38,540	\$46,410	\$60,746	\$68,241	\$72,629
49-3011	Aircraft Mechanics and Service Technicians	10	43.59	\$27.43	\$57,052	5.27	\$20.82	\$23.13	\$27.00	\$31.83	\$35.80	\$43,298	\$48,107	\$56,165	\$66,199	\$74,467
49-3023	Automotive Service Technicians and Mechanics	110	29.01	\$17.52	\$36,435	9.72	\$8.38	\$10.47	\$17.70	\$23.71	\$28.05	\$17,434	\$21,782	\$36,823	\$49,315	\$58,347
49-3031	Bus and Truck Mechanics and Diesel Engine Specialists	30	30.34	\$17.31	\$36,007	3.82	\$11.67	\$13.99	\$16.38	\$21.63	\$25.32	\$24,275	\$29,100	\$34,063	\$44,983	\$52,659
49-3042	Mobile Heavy Equipment Mechanics, Except Engines	30	21.62	\$21.60	\$44,929	5.58	\$15.06	\$17.21	\$20.85	\$26.42	\$30.00	\$31,330	\$35,792	\$43,378	\$54,954	\$62,393
49-3093	Tire Repairers and Changers	50	42.51	\$10.55	\$21,945	20.45	\$7.59	\$8.11	\$8.97	\$13.10	\$16.72	\$15,796	\$16,870	\$18,660	\$27,240	\$34,772
49-9021	Heating, Air Conditioning, and Refrigeration Mechanics and Installers			\$11.55	\$24,026	9	\$7.85	\$8.51	\$12.01	\$13.69	\$14.70	\$16,322	\$17,699	\$24,975	\$28,470	\$30,568
49-9071	Maintenance and Repair Workers, General			\$13.52	\$28,124	3.34	\$8.43	\$10.00	\$12.69	\$14.92	\$21.26	\$17,531	\$20,795	\$26,401	\$31,026	\$44,227
49-9098	Helpers--Installation, Maintenance, and Repair Workers	10	40.25	\$10.08	\$20,965	5.54	\$7.85	\$8.34	\$9.13	\$11.11	\$15.54	\$16,333	\$17,357	\$18,983	\$23,106	\$32,331
49-9799	Installation, Maintenance, and Repair Workers, All Other*			\$21.15	\$43,989	14.09	\$10.63	\$12.33	\$24.33	\$26.44	\$28.01	\$22,114	\$25,646	\$50,614	\$54,997	\$58,264
51-0000	Production Occupations	560	12.31	\$15.37	\$31,977	5.59	\$8.19	\$9.67	\$13.08	\$18.61	\$27.93	\$17,028	\$20,124	\$27,208	\$38,700	\$58,098
51-1011	First-Line Supervisors of Production and Operating Workers	50	3.92	\$26.05	\$54,187	3.05	\$15.00	\$22.68	\$27.93	\$29.58	\$33.77	\$31,199	\$47,180	\$58,098	\$61,517	\$70,238
51-2092	Team Assemblers	40	0.05	\$15.61	\$32,464	3.34	\$10.55	\$13.40	\$16.43	\$18.37	\$19.57	\$21,940	\$27,870	\$34,167	\$38,202	\$40,707
51-4041	Machinists	20	32.94	\$17.78	\$36,981	9.5	\$11.35	\$13.10	\$17.12	\$21.73	\$25.77	\$23,598	\$27,256	\$35,611	\$45,204	\$53,603
51-4121	Welders, Cutters, Solderers, and Brazers	40	44.23	\$14.29	\$29,723	7.53	\$10.69	\$11.82	\$13.07	\$15.51	\$19.37	\$22,233	\$24,591	\$27,195	\$32,259	\$40,284
51-5112	Printing Press Operators	20	33.7	\$10.32	\$21,471	8.44	\$7.71	\$8.32	\$9.43	\$12.77	\$13.93	\$16,041	\$17,311	\$19,610	\$26,566	\$28,967
51-6011	Laundry and Dry-Cleaning Workers	40	25.36	\$8.85	\$18,409	3.01	\$7.79	\$8.17	\$8.79	\$9.44	\$9.97	\$16,193	\$16,998	\$18,291	\$19,639	\$20,738
51-7011	Cabinetmakers and Bench Carpenters	20	20.56	\$16.44	\$34,185	6.94	\$9.57	\$13.58	\$15.84	\$18.28	\$22.48	\$19,902	\$28,251	\$32,942	\$38,027	\$46,756
51-8031	Water and Liquid Waste Treatment Plant and System Operators			\$18.96	\$39,432	6.17	\$9.83	\$12.87	\$20.47	\$24.19	\$27.26	\$20,441	\$26,776	\$42,583	\$50,319	\$56,693
51-9061	Inspectors, Testers, Sorters, Samplers, and Weighers	20	28.99	\$13.37	\$27,816	8.05	\$8.56	\$10.06	\$12.82	\$16.55	\$18.23	\$17,799	\$20,925	\$26,674	\$34,426	\$37,916
51-9198	Helpers--Production Workers	40	41.9	\$8.84	\$18,384	5.99	\$7.51	\$7.70	\$8.40	\$9.90	\$11.25	\$15,619	\$16,021	\$17,478	\$20,600	\$23,395
53-0000	Transportation and Material Moving Occupations	820	7.9	\$13.74	\$28,588	3.06	\$8.20	\$9.49	\$13.04	\$16.09	\$19.50	\$17,057	\$19,733	\$27,125	\$33,474	\$40,560
53-1021	First-Line Supervisors of Helpers, Laborers, and Material Movers, Hand	10	34.45	\$14.94	\$31,070	6.27	\$10.55	\$11.73	\$15.37	\$17.23	\$18.94	\$21,936	\$24,400	\$31,974	\$35,830	\$39,403

Occupational Code	Occupational Title	Employment Estimate	Employment Percentage Relative Standard Error	Average Hourly Wage	Average Annual Wage	Wage Percentage Relative Standard Error	10th Percentile (Hourly)	25th Percentile (Hourly)	50th Percentile (Hourly)	75th Percentile (Hourly)	90th Percentile (Hourly)	10th Percentile (Annual)	25th Percentile (Annual)	50th Percentile (Annual)	75th Percentile (Annual)	90th Percentile (Annual)
53-1031	First-Line Supervisors of Transportation and Material-Moving Machine and Vehicle Operators	20	17.47	\$23.98	\$49,868	5	\$14.27	\$17.27	\$23.09	\$28.38	\$38.24	\$29,672	\$35,931	\$48,037	\$59,028	\$79,543
53-2012	Commercial Pilots				\$61,814	13						\$40,958	\$49,013	\$62,569	\$74,103	\$86,356
53-3022	Bus Drivers, School or Special Client	70	12.69	\$14.62	\$30,408	2.78	\$11.04	\$12.44	\$14.36	\$16.38	\$18.03	\$22,970	\$25,866	\$29,876	\$34,080	\$37,501
53-3031	Driver/Sales Workers	50	24.46	\$10.29	\$21,411	8.46	\$7.65	\$8.14	\$8.96	\$11.98	\$14.33	\$15,910	\$16,935	\$18,643	\$24,911	\$29,809
53-3032	Heavy and Tractor-Trailer Truck Drivers	230	16.81	\$14.95	\$31,089	2.83	\$11.84	\$13.03	\$14.78	\$16.81	\$18.15	\$24,635	\$27,094	\$30,746	\$34,965	\$37,745
53-3033	Light Truck or Delivery Services Drivers	100	17.97	\$13.71	\$28,517	13.59	\$8.03	\$9.01	\$10.78	\$15.57	\$28.03	\$16,695	\$18,745	\$22,421	\$32,396	\$58,301
53-3041	Taxi Drivers and Chauffeurs	20	15.28	\$9.70	\$20,173	5.15	\$7.60	\$8.17	\$9.89	\$10.87	\$11.47	\$15,817	\$16,987	\$20,581	\$22,609	\$23,861
53-7051	Industrial Truck and Tractor Operators	20	17.44	\$13.70	\$28,486	5.79	\$8.45	\$9.50	\$14.86	\$16.60	\$17.84	\$17,585	\$19,769	\$30,899	\$34,534	\$37,104
53-7061	Cleaners of Vehicles and Equipment			\$8.53	\$17,735	6.52	\$7.53	\$7.90	\$8.52	\$9.14	\$10.90	\$15,659	\$16,433	\$17,724	\$19,014	\$22,668
53-7062	Laborers and Freight, Stock, and Material Movers, Hand	150	25.4	\$10.71	\$22,281	4.12	\$8.09	\$8.68	\$9.70	\$12.67	\$14.43	\$16,830	\$18,059	\$20,169	\$26,349	\$30,015
53-7081	Refuse and Recyclable Material Collectors	30	12.36	\$14.65	\$30,482	4.19	\$8.97	\$12.91	\$15.08	\$17.09	\$19.23	\$18,657	\$26,847	\$31,375	\$35,540	\$39,992