


Occupational Employment Statistics



Wage Survey

May 2007



Colorado Occupational Employment Statistics Wage Survey

Table of Contents

Introduction	3	Survey Sample	61
Highlights	4	Concepts	62
Statewide Overview	5	Estimation Methodology	63
OES Regional Map	18	Definitions	64
Regional Overview	19	Colorado Regions: MSA and BOS Areas/Codes ..	65
Boulder MSA	28	Hourly and Annual OES Wages	66
Colorado Springs MSA	31	Table 23 - Colorado Statewide	66
Denver-Aurora MSA	34	Table 24 - Boulder MSA	93
Ft. Collins-Loveland MSA	37	Table 25 - Colorado Springs MSA	110
Grand Junction MSA	40	Table 26 - Denver-Aurora MSA	129
Greeley MSA	43	Table 27 - Ft. Collins-Loveland MSA	154
Pueblo MSA	46	Table 28 - Grand Junction MSA	170
Eastern & Southern Region	49	Table 29 - Greeley MSA	183
Western Region	52	Table 30 - Pueblo MSA	197
North Central Region	55	Table 31 - Eastern & Southern Region	209
Central Region	58	Table 32 - Western Region	239
Technical Notes and Methodology	61	Table 33 - North Central Region	239
Occupational Coding System	61	Table 34 - Central Region	252
Industry Coding System	61		



State of Colorado
Bill Ritter, Jr., Governor

Colorado Department of Labor & Employment
Donald J. Mares, *Executive Director*
Gary Estenson, *Deputy Executive Director*

Labor Market Information
Alexandra E. Hall, *Director*
Chief Economist, CDLE

This report is a product of the Colorado Department of Labor and Employment's Labor Market Information Occupational Employment Statistics (OES) Section.

Overviews, tables and charts: Barbara Wills, with additional charts by Veronica Kenkel
Graphical presentation: Jimi Foster

Material in this publication is in the public domain and, with appropriate source credit, may be reproduced without permission. Please reference:

Source: Colorado Department of Labor and Employment, Labor Market Information.

Any comments, suggestions, and questions regarding content and format are welcome and may be addressed to:

Colorado Department of Labor & Employment
Labor Market Information, Occupational Employment Statistics

(303) 318-8879
633 17th St., Suite 600
Denver, CO 80202-3660

Email: oescolorado@idcf.bls.gov
www.coworkforce.com/lmigateway
– click on *Income & Wages*
– and then on *Occupational Wages*

The Colorado Occupational Employment Statistics Staff:

Ben Garcia, Program Manager
Janelle Cobb
Ryan Gedney
Veronica Kenkel
Victor Salazar
Robert Sherry
Barbara Wills

Thanks to the staff members listed above for their hard work in collecting the data. A special thank you to all of the Colorado employers that provided data to us and whose participation made this program possible. OES and other LMI data are available free to all on our website:

www.coworkforce.com/lmigateway

Introduction

Colorado Occupational Employment Statistics (OES)

May 2007

The Occupational Employment Statistics (OES) program is a Federal-State cooperative program that provides estimates of employment and hourly and annual wages for 802 non-military detailed occupations in 22 major occupational groups. In Colorado, 3,837 businesses were initially surveyed beginning in May of 2007. After adjustments, a total of 78 percent of 3,617 businesses provided information on the job titles and wages of their employees. These data were combined with responses from the previous five biennial surveys to produce the May 2007 occupational estimates contained in this document. A detailed description of methodological aspects of the OES program can be found in the **Technical Notes and Methodology** section beginning on page 61.

This section will briefly describe cross-industry occupational employment and wage dynamics in statewide Colorado and its sub-State areas. Tables and charts provide details of the cross-industry occupational statistics. Industry-specific wage tables are also included.





Highlights

- **The list of 20 top-earning occupations in Colorado is dominated by health care-related occupations**, while half of the lowest-earning 20 occupations are in food preparation and serving. *See Table 6 and 7 on pages 14 and 15.*
- **Colorado's average hourly wage (\$21.21) is more than \$1.50 higher** than the national average (\$19.56).
- **The average hourly wage in 2007 was more than a dollar higher** than the average hourly wage in 2006. *See Table 3 on page 10.*
- **There are more Coloradans working as retail salespersons** than in any other occupation. *See Table 5 on page 13.*
- **The retail trade, health care and social assistance, and accommodation and food services industries employ the most people** among the 20 industry groups surveyed, accounting for nearly 30 percent of total employment. *See Table 2 on page 9.*
- **Where you work matters:** The Boulder Metropolitan Statistical Area has the highest average and median wages in Colorado, while the Eastern and Southern Colorado Balance of State Area has the lowest average and median wages. *See Table 9 on page 20.*



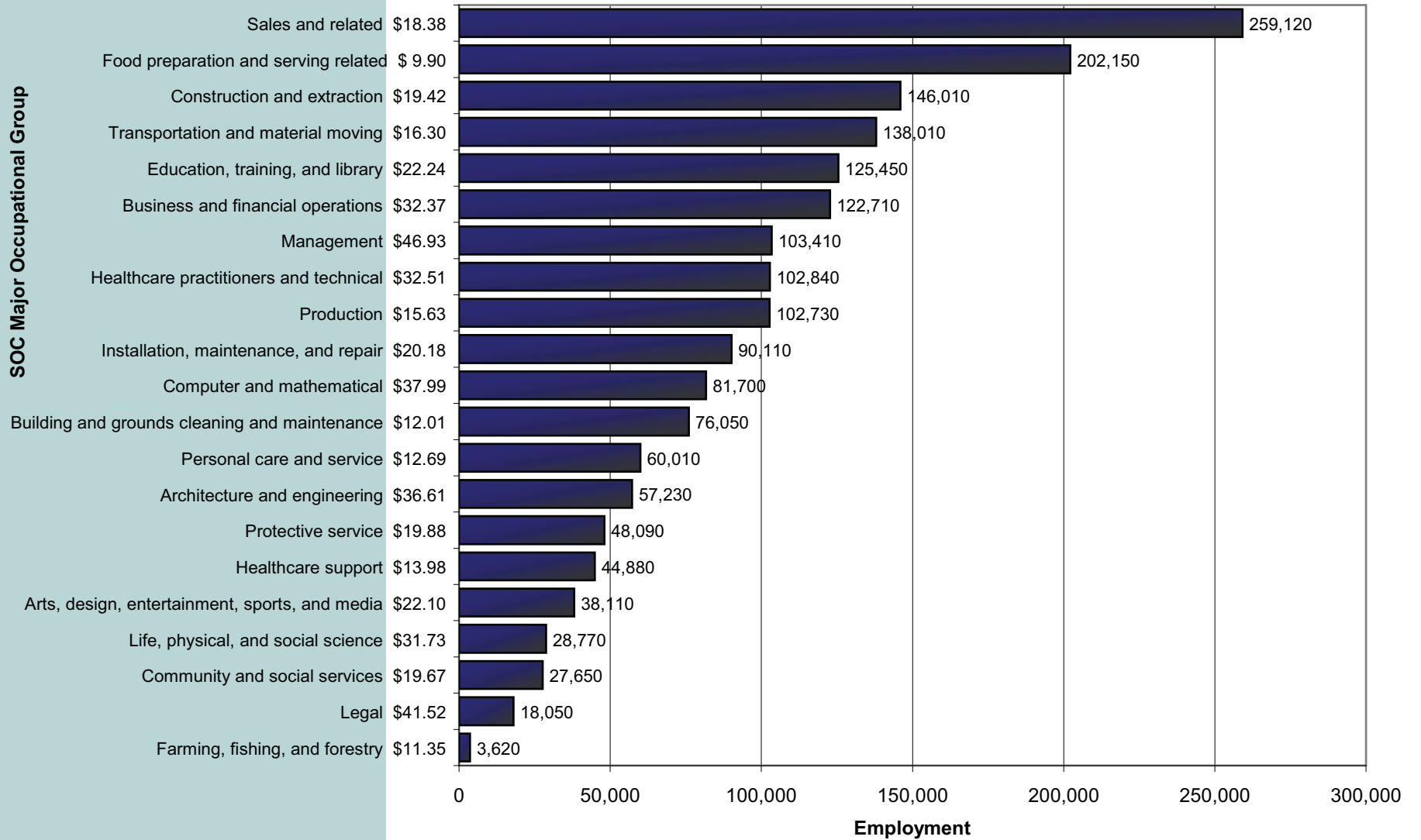
Employment Distribution by Occupation

Total covered employment in Colorado was 2.3 million, an increase of 51,110 compared to May 2006. Table 1 and Figure 1 show the distribution of employment and list average hourly wages among major occupational groups. Fifty percent of total employment falls into just five major occupational groups: **office and administrative support, sales and related, food preparation and serving-related, construction and extraction, and transportation and material moving**. The average wage of each of these five groups is lower than the average wage across all occupational groups.

Table 1: Employment Distribution and Average Hourly Wage in Major Occupational Groups (Colorado, May 2007)

SOC Major Occupational Group	Average Hourly Wage	Employment	Percent of Total Employment
All occupations	\$21.21	2,258,230	100.0%
Office and administrative support	\$16.20	381,530	16.9%
Sales and related	\$18.38	259,120	11.5%
Food preparation and serving related	\$9.90	202,150	9.0%
Construction and extraction	\$19.42	146,010	6.5%
Transportation and material moving	\$16.30	138,010	6.1%
Education, training, and library	\$22.24	125,450	5.6%
Business and financial operations	\$32.37	122,710	5.4%
Management	\$46.93	103,410	4.6%
Healthcare practitioners and technical	\$32.51	102,840	4.6%
Production	\$15.63	102,730	4.5%
Installation, maintenance, and repair	\$20.18	90,110	4.0%
Computer and mathematical	\$37.98	81,700	3.6%
Building and grounds cleaning and maintenance	\$12.01	76,050	3.4%
Personal care and service	\$12.69	60,010	2.7%
Architecture and engineering	\$36.61	57,230	2.5%
Protective service	\$19.88	48,090	2.1%
Healthcare support	\$13.98	44,880	2.0%
Arts, design, entertainment, sports, and media	\$22.10	38,110	1.7%
Life, physical, and social science	\$31.73	28,770	1.3%
Community and social services	\$19.67	27,650	1.2%
Legal	\$41.52	18,050	0.8%
Farming, fishing, and forestry	\$11.35	3,620	0.2%

Figure 1: Employment Distribution and Average Hourly Wage in Major Occupational Groups (Colorado, May 2007)

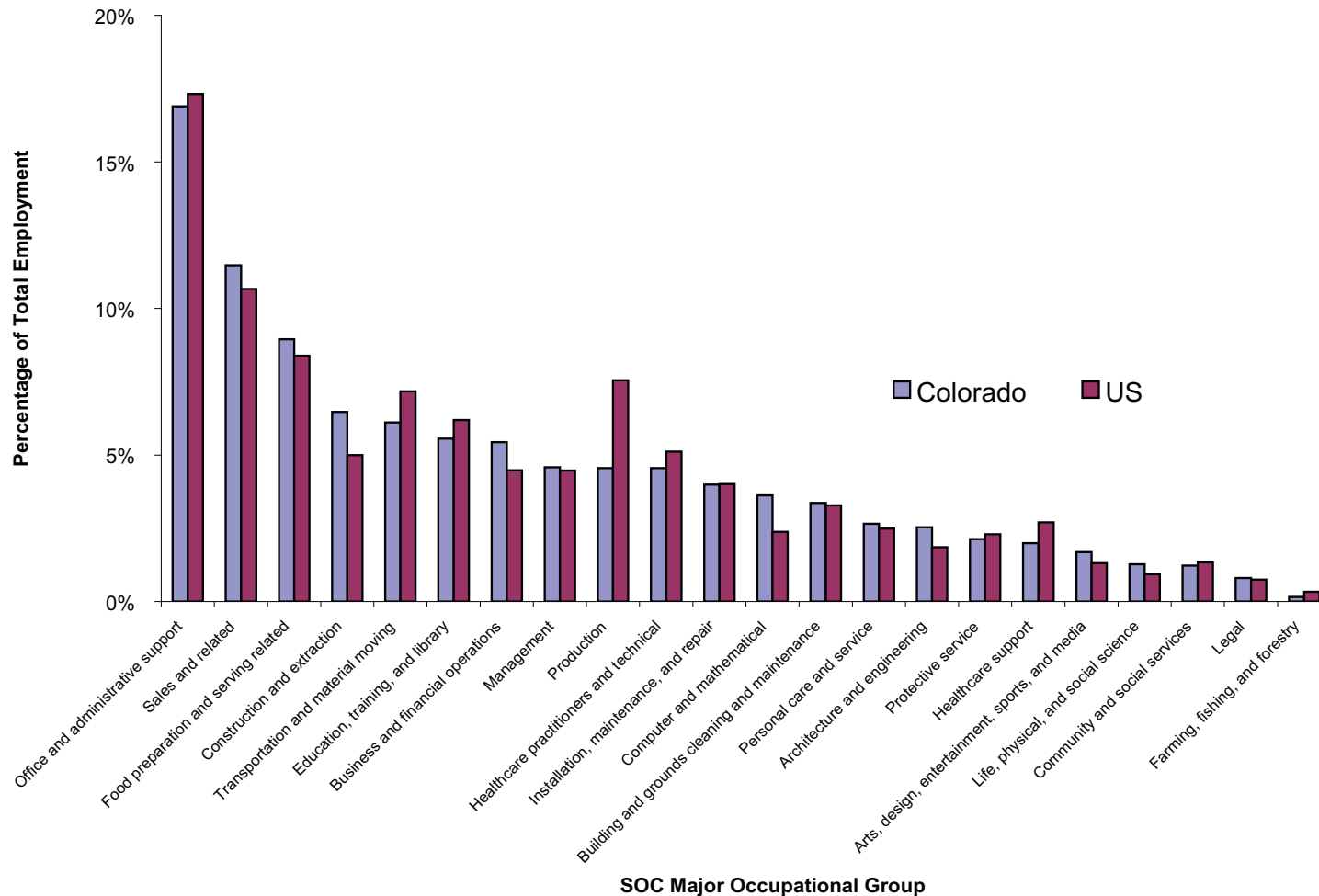


Occupational Employment Distribution in Colorado and the U.S.

The distribution of employment among major occupational groups in Colorado and the US is shown in figure 2. With the exception of **production** occupations, which account for 7.6 percent of occupational employment nationwide but for only 4.6 percent in Colorado, differences between the State and the country as a whole

were unexceptional. Colorado had slightly higher proportions of employment in **construction and extraction** (6.5 percent versus 5.0 percent nationwide), **sales and related** (11.5 percent versus 10.7 percent nationwide), and **computer and mathematical** occupations (3.6 percent versus 2.4 percent nationwide) and a slightly lower proportion of employment in **transportation and material moving** occupations (6.1 percent versus 7.2 percent nationwide). All other occupational groups differed by less than one percentage point.

Figure 2: Employment Distribution in Major Occupational Groups, Colorado vs United States (May 2007)



Employment Distribution by Industry

As shown in Table 2 and Figure 3, three industries account for more than 30 percent of employment in Colorado, with more than 200,000 workers each: **retail trade**, **health care and social assistance**, and **accommodation and food**

services. On the other end of the scale, the six smallest industries are **real estate and rental and leasing**; **arts, entertainment, and recreation**; **management of companies and enterprises**; **mining**; **utilities**; and **agriculture, forestry, fishing, and hunting**. These employ less than 50,000 workers each and when combined account for less than seven percent of total employment.

Figure 3: Employment Distribution and Average Hourly Wage in Major Industry Groups (Colorado, May 2007)

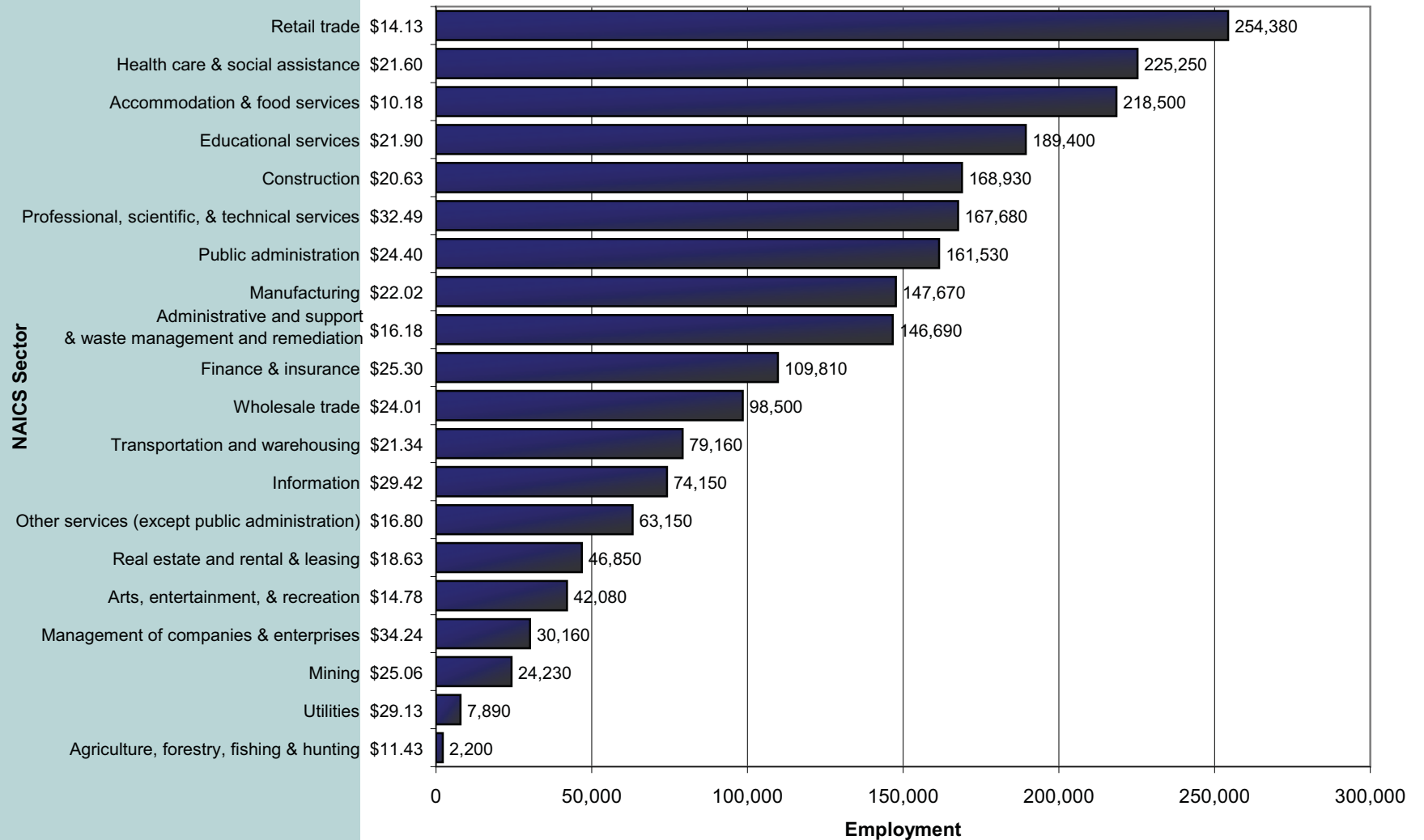


Table 2: Employment Distribution and Average Hourly Wage in Major Industry Groups (Colorado, May 2007)

NAICS Sector	Average Hourly Wage	Employment	% of Total
All industries	\$21.21	2,258,230	100.0%
Retail trade	\$14.13	254,380	11.3%
Health care & social assistance	\$21.60	225,250	10.0%
Accommodation & food services	\$10.18	218,500	9.7%
Educational services	\$21.90	189,400	8.4%
Construction	\$20.63	168,930	7.5%
Professional, scientific, & technical services	\$32.49	167,680	7.4%
Public administration	\$24.40	161,530	7.2%
Manufacturing	\$22.02	147,670	6.5%
Administrative & support and waste management & remediation services	\$16.18	146,690	6.5%
Finance & insurance	\$25.30	109,810	4.9%
Wholesale trade	\$24.01	98,500	4.4%
Transportation and warehousing	\$21.34	79,160	3.5%
Information	\$29.42	74,150	3.3%
Other services (except public administration)	\$16.80	63,150	2.8%
Real estate and rental & leasing	\$18.63	46,850	2.1%
Arts, entertainment, & recreation	\$14.78	42,080	1.9%
Management of companies & enterprises	\$34.24	30,160	1.3%
Mining	\$25.06	24,230	1.1%
Utilities	\$29.13	7,890	0.3%
Agriculture, forestry, fishing & hunting	\$11.43	2,200	0.1%

Historical Employment and Wages

Total and occupational group wages and employment from the 2000 through 2007 surveys are included in tables 3, 4a, and 4b. Since the composition of the OES sample changes from year to year, these should be interpreted as a series of snapshots of employment and wages over the years rather than as a time series. For hourly wages in all occupations combined, 2007 shows an average more than 27 percent higher and a median nearly 24 percent higher than the average and median seen in 2000.

Employment in the majority of major occupational groups has remained fairly stable over time. **Management and production** occupations have totals that are more than 20 percent lower in 2007 compared to 2000. Total employment is more than 20 percent higher in 2007 for **business and financial operations; arts, design, entertainment, sports and media; healthcare practitioners and technical; and personal care and service** occupations. Unadjusted average hourly wages are consistently higher in successive survey years for all but a few of the major occupational groups.

Table 3: Employment and Hourly and Annual Wages*, All Occupations (Colorado, 2000-2007)

Year / Survey Panel	Total Employment	Average Hourly Wage	Median Hourly Wage	Average Annual Wage	Median Annual Wage
2000	2,202,820	\$16.67	\$13.46	\$34,675	\$28,002
2001	2,159,380	\$17.32	\$14.08	\$36,027	\$29,285
2002 Nov	2,129,430	\$18.13	\$14.46	\$37,710	\$30,078
2003 May	2,112,700	\$18.50	\$14.82	\$38,470	\$30,823
2003 Nov	2,097,650	\$18.63	\$14.99	\$38,744	\$31,187
2004 May	2,110,640	\$18.95	\$15.26	\$39,409	\$31,732
2004 Nov	2,130,430	\$19.14	\$15.39	\$39,821	\$32,012
2005 May	2,151,520	\$19.36	\$15.53	\$40,277	\$32,312
2006 May	2,207,120	\$19.93	\$15.82	\$41,452	\$32,913
2007 May	2,258,230	\$21.21	\$16.68	\$44,127	\$34,688

**Unadjusted historical data*

Table 4a. Employment in Major Occupational Groups (Colorado, 2000-2007)

SOC Major Occupational Group	2000	2001	2002 Nov	2003 May	2003 Nov	2004 May	2004 Nov	2005 May	2006 May	2007 May
Management	141,240	127,980	121,840	110,060	104,510	104,680	104,990	106,820	107,070	103,410
Business and financial operations	84,270	87,660	89,310	94,950	97,990	100,410	103,350	107,590	114,640	122,710
Computer and mathematical	93,030	84,530	75,940	75,260	76,320	76,390	76,000	74,550	77,980	81,700
Architecture and engineering	52,440	56,090	53,820	53,700	52,920	53,000	52,680	52,890	54,890	57,230
Life, physical, and social science	24,170	23,430	25,120	25,380	23,000	25,260	24,130	27,180	28,390	28,770
Community and social services	23,660	23,230	22,820	22,510	22,500	23,660	24,210	25,030	26,380	27,650
Legal	15,960	14,290	13,980	14,090	14,290	14,440	15,670	17,150	17,630	18,050
Education, training, and library	109,490	115,910	119,410	118,900	116,810	116,920	115,400	117,540	120,890	125,450
Arts, design, entertainment, sports, and media	27,710	28,190	29,060	31,030	29,350	29,400	30,360	30,090	31,630	38,110
Healthcare practitioners and technical	83,290	84,420	86,450	86,480	87,190	90,400	95,050	96,110	99,920	102,840
Healthcare support	40,090	41,080	41,410	41,260	39,620	39,840	39,580	39,850	41,610	44,880
Protective service	46,780	45,210	45,040	43,920	44,320	44,720	45,840	46,490	46,580	48,090
Food preparation and serving-related	186,970	185,780	185,510	185,160	188,510	191,810	191,740	195,260	197,070	202,150
Building and grounds cleaning and maintenance	74,640	74,180	73,830	71,130	69,980	73,140	73,080	73,390	76,160	76,050
Personal care and service	49,370	47,070	47,280	49,990	52,480	54,030	55,510	58,120	60,700	60,010
Sales and related	245,730	248,910	243,610	249,020	242,850	243,150	247,990	249,260	257,450	259,120
Office and administrative support	386,150	384,610	381,410	378,060	376,770	374,210	372,790	372,530	372,340	381,530
Farming, fishing, and forestry	3,680	3,650	3,900	4,450	5,160	4,610	5,000	4,910	3,450	3,620
Construction and extraction	143,680	137,690	132,630	126,760	124,480	124,340	128,890	130,190	141,740	146,010
Installation, maintenance, and repair	91,470	90,620	88,300	87,350	88,010	85,650	86,200	87,800	89,030	90,110
Production	135,100	119,090	112,280	110,060	106,880	106,430	106,820	104,490	103,820	102,730
Transportation and material moving	143,920	135,780	136,480	133,170	133,690	134,150	135,170	134,290	137,740	138,010

Table 4b. Average Hourly Wages* in Major Occupational Groups (Colorado, 2000-2007)

SOC Major Occupational Group	2000	2001	2002 Nov	2003 May	2003 Nov	2004 May	2004 Nov	2005 May	2006 May	2007 May
Management	\$ 34.17	\$ 35.46	\$ 39.01	\$ 40.86	\$ 41.34	\$ 42.08	\$ 42.41	\$ 42.81	\$ 43.87	\$ 46.93
Business and financial operations	\$ 23.31	\$ 24.83	\$ 26.49	\$ 27.74	\$ 27.74	\$ 28.19	\$ 28.22	\$ 28.85	\$ 30.23	\$ 32.37
Computer and mathematical	\$ 29.61	\$ 30.82	\$ 31.48	\$ 32.33	\$ 32.69	\$ 33.37	\$ 33.94	\$ 34.06	\$ 34.61	\$ 37.98
Architecture and engineering	\$ 26.67	\$ 28.05	\$ 28.76	\$ 29.36	\$ 30.13	\$ 31.13	\$ 31.79	\$ 32.18	\$ 33.70	\$ 36.61
Life, physical, and social science	\$ 22.58	\$ 23.83	\$ 24.86	\$ 25.44	\$ 27.50	\$ 27.80	\$ 28.87	\$ 29.33	\$ 29.35	\$ 31.73
Community and social services	\$ 16.30	\$ 16.64	\$ 17.12	\$ 17.75	\$ 17.94	\$ 18.04	\$ 18.54	\$ 18.50	\$ 18.82	\$ 19.67
Legal	\$ 27.14	\$ 30.04	\$ 34.22	\$ 35.10	\$ 33.49	\$ 35.26	\$ 34.65	\$ 37.02	\$ 38.16	\$ 41.52
Education, training, and library	\$ 17.65	\$ 18.15	\$ 19.22	\$ 19.39	\$ 18.85	\$ 19.28	\$ 19.67	\$ 19.94	\$ 21.14	\$ 22.24
Arts, design, entertainment, sports, and media	\$ 19.03	\$ 19.66	\$ 21.12	\$ 21.30	\$ 21.24	\$ 20.97	\$ 20.89	\$ 20.64	\$ 21.14	\$ 22.10
Healthcare practitioners and technical	\$ 22.99	\$ 24.48	\$ 26.96	\$ 27.46	\$ 28.39	\$ 28.73	\$ 29.56	\$ 29.12	\$ 30.57	\$ 32.51
Healthcare support	\$ 11.27	\$ 12.17	\$ 12.01	\$ 12.44	\$ 12.56	\$ 12.60	\$ 12.59	\$ 12.82	\$ 13.05	\$ 13.98
Protective service	\$ 16.19	\$ 17.22	\$ 17.70	\$ 18.15	\$ 18.98	\$ 19.27	\$ 19.12	\$ 18.88	\$ 18.94	\$ 19.88
Food preparation and serving-related	\$ 8.47	\$ 8.70	\$ 8.95	\$ 8.80	\$ 8.82	\$ 8.91	\$ 8.96	\$ 8.87	\$ 8.98	\$ 9.90
Building and grounds cleaning and maintenance	\$ 9.56	\$ 9.85	\$ 10.26	\$ 10.37	\$ 10.54	\$ 10.64	\$ 10.75	\$ 10.99	\$ 11.35	\$ 12.01
Personal care and service	\$ 9.66	\$ 10.21	\$ 10.45	\$ 10.61	\$ 10.64	\$ 10.91	\$ 11.00	\$ 11.20	\$ 11.36	\$ 12.69
Sales and related	\$ 14.41	\$ 14.77	\$ 15.80	\$ 16.12	\$ 16.27	\$ 16.67	\$ 16.71	\$ 16.98	\$ 17.66	\$ 18.38
Office and administrative support	\$ 13.20	\$ 13.75	\$ 14.08	\$ 14.31	\$ 14.50	\$ 14.83	\$ 15.02	\$ 15.18	\$ 15.39	\$ 16.20
Farming, fishing, and forestry	\$ 9.68	\$ 9.95	\$ 9.91	\$ 10.71	\$ 10.47	\$ 10.79	\$ 10.57	\$ 10.94	\$ 10.79	\$ 11.35
Construction and extraction	\$ 16.18	\$ 16.93	\$ 17.38	\$ 17.73	\$ 17.83	\$ 17.87	\$ 18.05	\$ 18.09	\$ 18.22	\$ 19.42
Installation, maintenance, and repair	\$ 16.65	\$ 17.37	\$ 17.89	\$ 18.33	\$ 18.73	\$ 18.79	\$ 18.85	\$ 18.99	\$ 19.37	\$ 20.18
Production	\$ 12.43	\$ 13.18	\$ 13.67	\$ 14.01	\$ 14.27	\$ 14.60	\$ 14.54	\$ 14.75	\$ 15.07	\$ 15.63
Transportation and material moving	\$ 13.01	\$ 13.48	\$ 13.91	\$ 14.42	\$ 14.42	\$ 14.53	\$ 14.50	\$ 14.97	\$ 15.05	\$ 16.30

*Unadjusted historical data

Top 20 Occupations by Employment

The group of 20 occupations which employ the largest number of workers remains unchanged from 2006, although some of the rankings have changed: in particular, **general office clerks** and **janitors and cleaners** have dropped

while **secretaries** and **executive secretaries and administrative assistants** have risen in the rankings. The top five occupations are **retail salespersons, cashiers, combined food preparation and serving workers, waiters and waitresses, and general office clerks.**

Table 5. Top 20 Occupations by Employment (Colorado, May 2007)

SOC Occupational Title	Employment	Average Hourly Wage	Median Hourly Wage	Average Annual Wage	Median Annual Wage	Rank last year
Retail salespersons	81,470	\$ 12.46	\$ 10.48	\$ 25,915	\$ 21,792	1
Cashiers	50,870	\$ 10.30	\$ 9.38	\$ 21,422	\$ 19,508	3
Combined food preparation and serving workers, including fast food	46,140	\$ 8.48	\$ 7.93	\$ 17,649	\$ 16,487	5
Waiters and waitresses	45,080	\$ 9.36	\$ 7.62	\$ 19,462	\$ 15,850	4
Office clerks, general	42,840	\$ 13.63	\$ 13.12	\$ 28,352	\$ 27,294	2
General and operations managers	37,020	\$ 49.42	\$ 41.73	\$ 102,798	\$ 86,801	6
Customer service representatives	37,010	\$ 15.68	\$ 14.67	\$ 32,623	\$ 30,528	9
Registered nurses	36,850	\$ 30.51	\$ 30.45	\$ 63,465	\$ 63,326	8
Executive secretaries and administrative assistants	34,070	\$ 20.75	\$ 19.94	\$ 43,177	\$ 41,458	13
Janitors and cleaners, except maids and housekeeping cleaners	33,850	\$ 11.42	\$ 10.69	\$ 23,749	\$ 22,221	7
Secretaries, except legal, medical, and executive	33,790	\$ 14.81	\$ 14.52	\$ 30,790	\$ 30,206	17
Bookkeeping, accounting, and auditing clerks	33,340	\$ 16.54	\$ 16.20	\$ 34,414	\$ 33,692	10
Sales representatives, wholesale and manufacturing, except technical and scientific products	29,820	\$ 28.57	\$ 24.68	\$ 59,430	\$ 51,344	11
Laborers and freight, stock, and material movers, hand	27,660	\$ 12.37	\$ 11.47	\$ 25,723	\$ 23,862	12
Business operations specialists, all other	26,840	\$ 33.93	\$ 31.61	\$ 70,558	\$ 65,735	15
Accountants and auditors	26,760	\$ 32.45	\$ 28.52	\$ 67,498	\$ 59,317	14
Stock clerks and order fillers	24,830	\$ 12.68	\$ 11.57	\$ 26,378	\$ 24,065	18
Truck drivers, heavy and tractor-trailer	22,840	\$ 19.09	\$ 18.14	\$ 39,700	\$ 37,729	16
Construction laborers	22,440	\$ 13.91	\$ 13.44	\$ 28,935	\$ 27,960	19
Elementary school teachers, except special education	21,260	NA	NA	\$ 47,308	\$ 45,450	20

Top 20 Occupations by Wage

As might be expected, health professions such as **anesthesiologists**, **dentists**, and **psychiatrists** dominate the 20 occupations that earn the highest wages. Also in the top 20 are high-level **managers**, **airline pilots**, and **air traffic controllers**. New to this year's rankings are **personal financial**

advisors; **computer and information systems managers**; **judges**, **magistrate judges**, and **magistrates**; and **lawyers**. Occupations that have dropped off the top 20 are **surgeons**, **oral and maxillofacial surgeons**, **industrial-organizational psychologists**, and **health diagnosing and treating practitioners**, all other.

Table 6. Top 20 Occupations by Wage (Colorado, May 2007)

SOC Occupational Title	Employment	Average Hourly Wage	Median Hourly Wage	Average Annual Wage	Median Annual Wage	Rank last year
Anesthesiologists	480	\$ 95.93	NA	\$ 199,538	NA	2
Internists, general	480	\$ 93.39	NA	\$ 194,243	NA	5
Obstetricians and gynecologists	380	\$ 90.39	NA	\$ 188,005	NA	4
Psychiatrists	600	\$ 89.33	NA	\$ 185,802	NA	3
Pediatricians, general	270	\$ 81.75	NA	\$ 170,045	NA	7
Dentists, general	1,260	\$ 81.08	NA	\$ 168,660	NA	9
Orthodontists	80	\$ 77.27	NA	\$ 160,712	NA	6
Chief executives	2,900	\$ 77.13	NA	\$ 160,432	NA	10
Airline pilots, copilots, and flight engineers	2,510	NA	NA	\$ 155,225	NA	13
Family and general practitioners	1,780	\$ 69.96	\$ 64.74	\$ 145,510	\$134,658	11
Physicians and surgeons, all other	3,470	\$ 67.72	NA	\$ 140,867	NA	12
Podiatrists	60	\$ 60.47	\$ 55.63	\$ 125,777	\$115,715	14
Engineering managers	3,390	\$ 59.75	\$ 57.49	\$ 124,279	\$119,584	16
Air traffic controllers	650	\$ 59.11	\$ 63.56	\$ 122,962	\$132,213	15
Personal financial advisors	1,900	\$ 58.96	\$ 50.24	\$ 122,644	\$104,501	--
Nuclear engineers	NA	\$ 58.18	\$ 58.86	\$ 121,013	\$122,440	8
Computer and information systems managers	4,390	\$ 57.19	\$ 55.30	\$ 118,948	\$115,021	--
Natural sciences managers	1,090	\$ 57.03	\$ 54.82	\$ 118,634	\$114,016	18
Judges, magistrate judges, and magistrates	520	\$ 56.38	\$ 56.37	\$ 117,270	\$117,240	--
Lawyers	9,900	\$ 54.32	\$ 48.34	\$ 112,985	\$100,556	--

Bottom 20 Occupations by Wage

Among occupations with at least 1,000 workers statewide, those with the lowest average hourly wages are dominated by occupations in the food preparation and serving-related group: **dining room and cafeteria attendants**,

combined food preparation and serving workers, fast food cooks, dishwashers, hosts and hostesses, counter attendants, waiters and waitresses, and bartenders are all found in the ten lowest-earning occupations. **Ushers, lobby attendants, and ticket takers** remains the occupation with the lowest average hourly wage.

Table 7. Bottom 20 Occupations* by Wage (Colorado, May 2007)

SOC Occupational Title	Employment	Average Hourly Wage	Median Hourly Wage	Average Annual Wage	Median Annual Wage	Rank last year
Ushers, lobby attendants, and ticket takers	2,590	\$ 8.01	\$ 7.52	\$ 16,673	\$ 15,648	1
Combined food preparation and serving workers, including fast food	46,140	\$ 8.48	\$ 7.93	\$ 17,649	\$ 16,487	3
Dining room and cafeteria attendants and bartender helpers	6,670	\$ 8.64	\$ 7.74	\$ 17,973	\$ 16,102	2
Cooks, fast food	6,810	\$ 8.70	\$ 7.93	\$ 18,094	\$ 16,492	4
Dishwashers	9,400	\$ 8.78	\$ 8.47	\$ 18,275	\$ 17,630	5
Hosts and hostesses, restaurant, lounge, and coffee shop	8,150	\$ 8.87	\$ 8.37	\$ 18,455	\$ 17,417	6
Parking lot attendants	1,970	\$ 9.04	\$ 8.01	\$ 18,801	\$ 16,671	14
Counter attendants, cafeteria, food concession, and coffee shop	6,120	\$ 9.07	\$ 8.22	\$ 18,865	\$ 17,097	7
Packers and packagers, hand	8,880	\$ 9.34	\$ 7.99	\$ 19,430	\$ 16,611	11
Waiters and waitresses	45,080	\$ 9.36	\$ 7.62	\$ 19,462	\$ 15,850	8
Bartenders	9,240	\$ 9.38	\$ 7.74	\$ 19,497	\$ 16,094	9
Amusement and recreation attendants	4,940	\$ 9.39	\$ 8.79	\$ 19,531	\$ 18,279	10
Personal and home care aides	10,850	\$ 9.61	\$ 9.19	\$ 19,983	\$ 19,120	12
Pressers, textile, garment, and related materials	1,020	\$ 9.76	\$ 9.62	\$ 20,319	\$ 20,017	17
Lifeguards, ski patrol, and other recreational protective service workers	3,040	\$ 9.86	\$ 9.40	\$ 20,497	\$ 19,553	13
Food preparation workers	14,580	\$ 9.92	\$ 9.41	\$ 20,638	\$ 19,559	15
Maids and housekeeping cleaners	16,700	\$ 9.94	\$ 9.32	\$ 20,664	\$ 19,396	16
Farmworkers, farm and ranch animals	1,200	\$ 10.19	\$ 8.74	\$ 21,194	\$ 18,174	--
Farmworkers and laborers, crop, nursery, and greenhouse	1,090	\$ 10.24	\$ 9.20	\$ 21,301	\$ 19,136	--
Cashiers	50,870	\$ 10.30	\$ 9.38	\$ 21,422	\$ 19,508	--

*Occupations with estimated employment of 1000 or more.

Percentile Hourly Wages by Major Occupational and Industry Groups

Tables 8a and 8b show percentile hourly wage distributions in occupational and industry groups. While 90% of workers in most professional occupational groups (**management; computer and mathematical; architecture and engineering; legal; life, physical, and social science; business and financial operations; and healthcare practitioners and technical**) earn more than \$14 hourly, this is true for just 25% of workers in **sales and related, healthcare support, building and grounds cleaning and maintenance, personal care**

and service, and transportation and material-moving occupations and for only 10% of workers in **food preparation and serving-related and farming, fishing, and forestry** occupations.

Similarly, 90% of workers in the **utilities** industry earn more than \$14 hourly, compared to 25% of workers in the **other services; administrative and support and waste management and remediation; arts, entertainment, and recreation; and retail trade** industries and just 10% of workers in the **accommodation and food services and agriculture, forestry, fishing, and hunting** industries.

Table 8a: Percentile Hourly Wages by Major Occupational Groups (Colorado, May 2007)

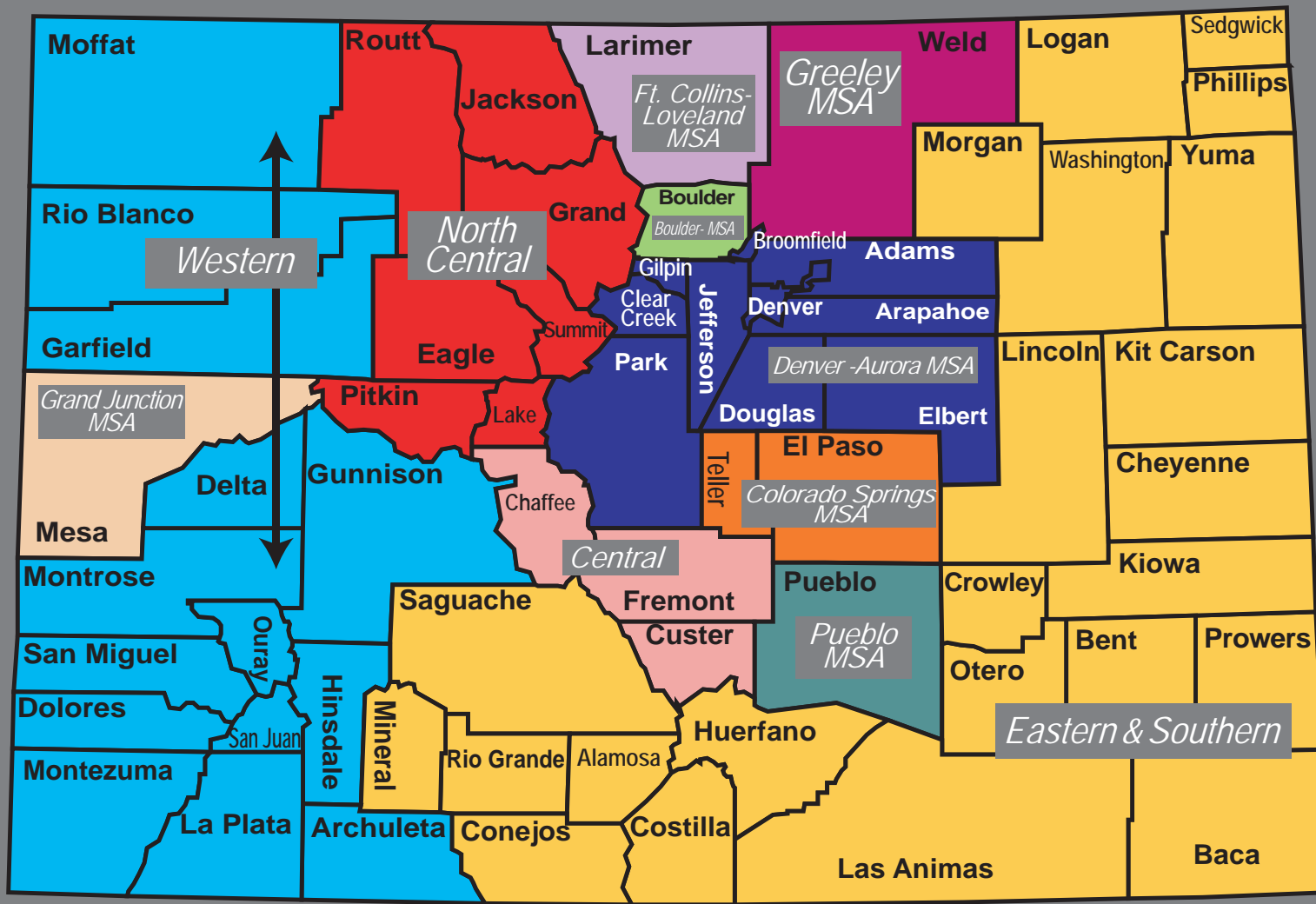
Major Occupational Group	Employment	Hourly Wage				
		10 th Percentile	25 th Percentile	50 th Percentile (Median)	75 th Percentile	90 th Percentile
Management	103,410	\$20.23	\$28.82	\$41.74	\$59.27	NA
Computer and mathematical	81,700	\$20.21	\$27.42	\$36.65	\$47.01	\$58.34
Architecture and engineering	57,230	\$19.08	\$24.97	\$34.14	\$45.73	\$58.59
Legal	18,050	\$17.09	\$22.43	\$32.38	\$53.82	NA
Life, physical, and social science	28,770	\$15.03	\$20.25	\$28.97	\$40.07	\$53.02
Business and financial operations	122,710	\$16.60	\$21.52	\$28.96	\$38.97	\$50.85
Healthcare practitioners and technical	102,840	\$14.63	\$20.03	\$28.11	\$36.94	\$51.75
Education, training, and library	125,450	\$10.97	\$14.60	\$19.90	\$27.25	\$35.15
Installation, maintenance, and repair	90,110	\$10.60	\$14.04	\$19.35	\$25.71	\$30.88
Arts, design, entertainment, sports, and media	38,110	\$8.81	\$12.49	\$18.99	\$27.97	\$39.21
Community and social services	27,650	\$11.02	\$14.00	\$18.29	\$24.17	\$30.94
Construction and extraction	146,010	\$11.18	\$13.94	\$18.04	\$23.60	\$30.05
Protective service	48,090	\$8.87	\$11.84	\$17.92	\$26.92	\$34.29
Office and administrative support	381,530	\$9.30	\$11.84	\$15.23	\$19.61	\$24.24
Production	102,730	\$8.94	\$10.87	\$14.05	\$18.95	\$24.88
Transportation and material moving	138,010	\$7.75	\$10.17	\$13.96	\$18.88	\$25.03
Healthcare support	44,880	\$9.08	\$10.96	\$13.41	\$16.07	\$19.64
Sales and related	259,120	\$7.70	\$9.23	\$12.92	\$21.25	\$36.33
Building and grounds cleaning and maintenance	76,050	\$7.71	\$8.80	\$10.94	\$14.04	\$18.12
Personal care and service	60,010	\$7.50	\$8.45	\$10.34	\$14.38	\$22.37
Farming, fishing, and forestry	3,620	\$7.28	\$7.62	\$9.14	\$13.85	\$18.81
Food preparation and serving-related	202,150	\$7.18	\$7.46	\$8.64	\$11.17	\$14.58

Table 8b: Percentile Hourly Wages by Major Industry Groups (Colorado, May 2007)

Major Occupational Group	Employment	Hourly Wage				
		10 th Percentile	25 th Percentile	50 th Percentile (Median)	75 th Percentile	90 th Percentile
Management of companies and enterprises	30,160	\$13.69	\$18.28	\$27.87	\$43.67	\$63.64
Utilities	7,890	\$15.57	\$21.36	\$27.84	\$34.55	\$43.63
Professional, scientific, and technical services	167,680	\$12.14	\$17.60	\$27.75	\$42.36	\$59.11
Information	74,150	\$10.81	\$16.50	\$26.08	\$38.52	\$52.90
Public administration	161,530	\$11.12	\$15.94	\$22.06	\$30.60	\$41.22
Mining	24,230	\$12.33	\$15.22	\$20.52	\$28.85	\$44.03
Transportation and warehousing	79,160	\$10.44	\$13.79	\$19.41	\$24.04	\$31.10
Educational services	189,400	\$10.69	\$14.04	\$19.15	\$26.89	\$36.05
Finance and insurance	109,810	\$11.03	\$14.03	\$19.14	\$29.42	\$46.50
Wholesale trade	98,500	\$9.84	\$12.96	\$18.51	\$29.27	\$45.22
Construction	168,930	\$10.92	\$13.76	\$18.03	\$24.42	\$32.70
Manufacturing	147,670	\$9.88	\$12.37	\$17.28	\$26.53	\$41.98
Health care and social assistance	225,250	\$9.14	\$11.88	\$16.65	\$26.31	\$36.75
Real estate and rental and leasing	46,850	\$8.00	\$10.42	\$14.27	\$21.20	\$34.04
Other services (except public administration)	63,150	\$7.62	\$9.67	\$13.45	\$20.50	\$29.78
Administrative and support and waste management and remediation services	146,690	\$7.98	\$9.81	\$12.95	\$17.98	\$27.99
Arts, entertainment, and recreation	42,080	\$7.25	\$8.48	\$11.46	\$16.99	\$26.03
Retail trade	254,380	\$7.54	\$8.80	\$11.38	\$16.13	\$22.95
Accommodation and food services	218,500	\$7.01	\$7.29	\$8.53	\$11.15	\$15.17
Agriculture, forestry, fishing and hunting	2,200	\$6.99	\$7.21	\$8.28	\$13.22	\$19.69

May 2007 OES Data Estimating Area and Component Counties

Colorado — Occupational Employment Statistics (OES) Regions



MSA — Metropolitan Statistical Area
population 50,000+ or defined *urbanized* by US Census

Colorado Department of Labor & Employment
Labor Market Information

Regional Employment and Wages

The Denver-Aurora Metropolitan Statistical Area (MSA), with more than four times the employment of any other region of the State, ranks second in terms of both average and median wages (Table 9 and Figure 4). Boulder

MSA, the third-largest area in terms of employment, ranks first, while the Eastern and Southern Colorado Balance of State (BOS) Area, with the eighth-highest employment, ranks last in wages. (Regional definitions can be found in the **Technical Notes and Methodology** section on page 61 and on the map on page 18.)

Figure 4. Average Hourly Wage by Region (Colorado, May 2007)

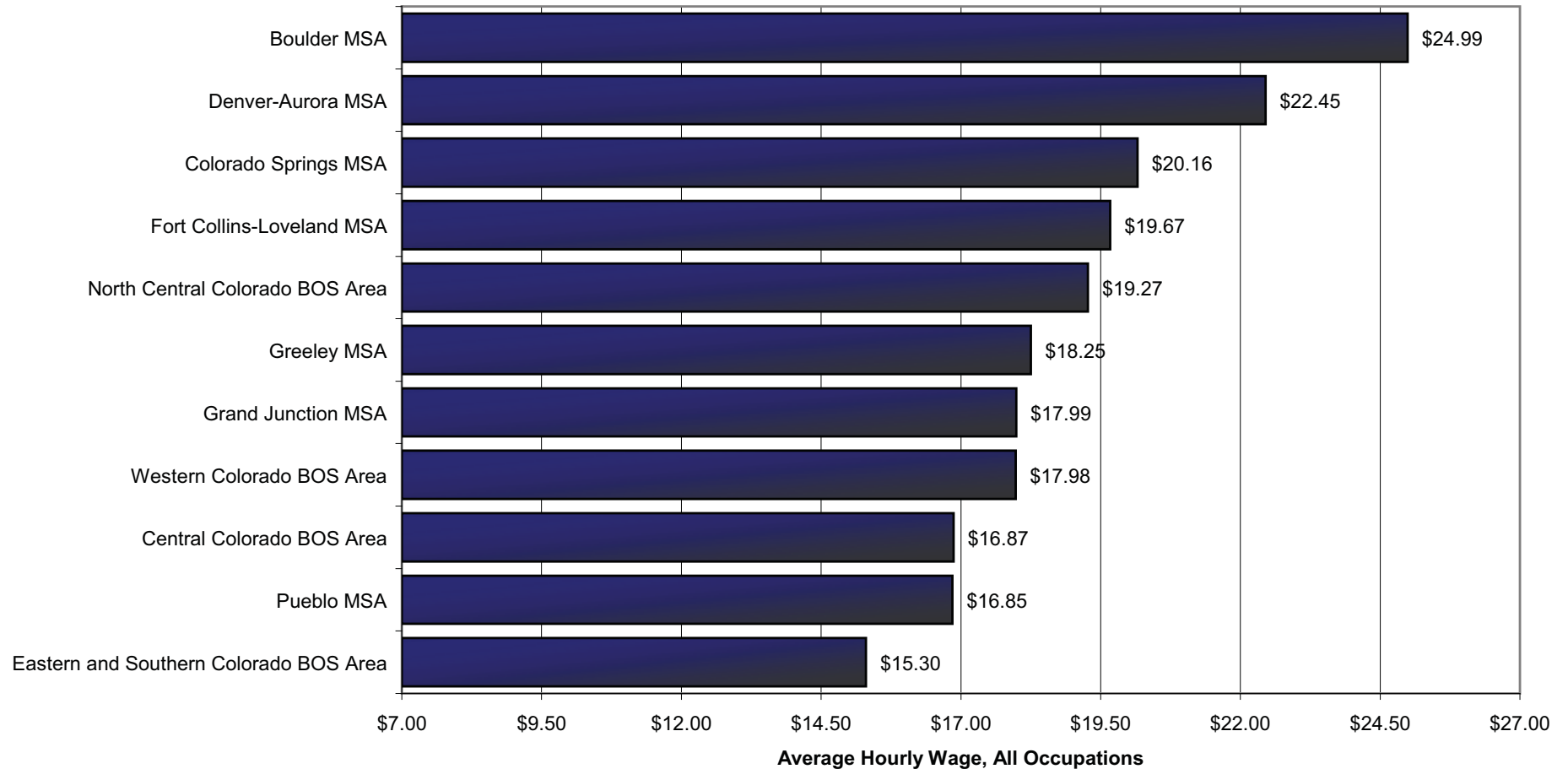


Table 9. Hourly and Annual Wages by Region (Colorado, May 2007)

Metropolitan Statistical Area (MSA) or Balance of State (BOS) Area	Employment	Average Hourly Wage	Median Hourly Wage	Average Annual Wage	Median Annual Wage
Eastern and Southern Colorado BOS Area	68,200	\$15.30	\$12.78	\$31,805	\$26,582
Pueblo MSA	55,440	\$16.85	\$13.58	\$35,053	\$28,232
Central Colorado BOS Area	20,370	\$16.87	\$14.35	\$35,095	\$29,859
Western Colorado BOS Area	112,890	\$17.98	\$15.02	\$37,395	\$31,248
Grand Junction MSA	58,930	\$17.99	\$14.37	\$37,421	\$29,899
Greeley MSA	78,420	\$18.25	\$14.99	\$37,977	\$31,184
North Central Colorado BOS Area	83,200	\$19.27	\$15.77	\$40,085	\$32,787
Fort Collins-Loveland MSA	129,340	\$19.67	\$15.50	\$40,914	\$32,236
Colorado Springs MSA	254,010	\$20.16	\$15.73	\$41,932	\$32,707
Denver-Aurora MSA	1,230,340	\$22.45	\$17.76	\$46,698	\$36,954
Boulder MSA	160,680	\$24.99	\$19.01	\$51,984	\$39,541

Regional Employment and Wages in Major Occupational Groups

Tables 10a and 10b show employment and average hourly wages for the major occupational groups in each of the seven MSAs and four BOS areas.

The amount of variability in wages between regions is highest for occupations in the **management; life, physical, and social sciences; legal;**

business and financial operations; computer and mathematical; and arts, design, entertainment, sports, and media groups. With some exceptions, these groups tend to have higher wages in the Boulder, Denver, and Colorado Springs MSAs and lower wages in the Grand Junction and Greeley MSAs and in the Eastern and Southern Colorado BOS area. Occupational groups showing relatively little variation by region include **community and social services; building and grounds maintenance and cleaning; production; and protective service.**

Table 10a. Employment by Region for Major Occupational Groups (Colorado, May 2007)

Major Occupational Group	Employment										
	Boulder MSA	Colorado Springs MSA	Denver-Aurora MSA	Fort Collins-Loveland MSA	Grand Junction MSA	Greeley MSA	Pueblo MSA	Eastern & Southern Colorado	Western Colorado	North Central Colorado	Central Colorado
Management	8,100	10,630	59,950	5,230	2,240	3,100	1,770	2,840	4,700	3,950	670
Business and financial operations	8,650	14,660	78,880	5,500	2,040	3,100	1,540	1,660	2,960	2,920	550
Computer and mathematical	12,280	11,300	50,140	3,500	470	960	360	530	860	680	110
Architecture and engineering	7,990	7,900	30,550	4,480	900	1,220	590	360	1,830	1,190	180
Life, physical, and social science	5,380	2,120	14,110	2,850	650	640	320	480	1,470	540	210
Community and social services	2,170	3,100	13,450	1,260	1,030	1,360	1,110	1,720	1,330	500	550
Legal	1,120	1,180	12,890	560	290	280	210	300	590	510	110
Education, training, and library	10,690	16,530	61,300	7,730	2,700	5,640	3,580	6,130	6,650	3,030	1,440
Arts, design, entertainment, sports, and media	2,820	4,480	21,200	1,820	750	650	440	510	1,270	3,820	240
Healthcare practitioners and technical	7,390	12,050	54,170	7,050	3,370	2,930	4,230	3,480	4,590	2,400	1,040
Healthcare support	3,140	5,550	22,640	2,530	1,410	1,790	2,140	2,160	2,250	810	420
Protective service	1,760	5,060	25,860	1,990	820	1,570	1,720	3,110	2,350	1,510	2,260
Food preparation and serving-related	14,090	24,570	101,010	13,450	5,780	6,650	5,760	5,910	11,300	11,530	2,130
Building and grounds cleaning and maintenance	4,470	8,000	40,110	4,140	1,770	2,220	1,700	2,350	4,420	6,060	670
Personal care and service	4,080	5,880	34,050	2,790	1,270	1,370	1,660	1,640	3,750	2,730	800
Sales and related	16,680	27,950	145,940	16,250	7,550	7,210	6,780	6,250	11,890	9,490	2,020
Office and administrative support	25,240	47,130	212,820	20,410	9,900	13,460	9,340	10,950	17,120	11,530	3,020
Farming, fishing, and forestry	330	230	720	190	40	290	50	1,180	290	270	30
Construction and extraction	4,580	13,260	70,320	7,910	NA	8,010	3,270	4,210	16,150	10,820	1,440
Installation, maintenance, and repair	4,710	9,850	48,150	5,140	2,940	3,330	2,080	3,500	5,500	3,580	870
Production	9,140	11,180	50,560	7,240	3,020	7,340	3,150	3,930	4,450	1,680	760
Transportation and material moving	5,890	11,400	81,520	7,330	4,150	5,310	3,620	4,980	7,150	3,660	860

Table 10b. Average Hourly Wage by Region for Major Occupational Groups (Colorado, May 2007)

Major Occupational Group	Employment										
	Boulder MSA	Colorado Springs MSA	Denver-Aurora MSA	Fort Collins-Loveland MSA	Grand Junction MSA	Greeley MSA	Pueblo MSA	Eastern & Southern Colorado	Western Colorado	North Central Colorado	Central Colorado
Management	\$54.05	\$44.52	\$50.13	\$41.96	\$38.39	\$41.58	\$35.30	\$29.88	\$33.38	\$41.33	\$33.20
Business and financial operations	\$34.87	\$31.74	\$33.27	\$30.06	\$28.07	\$26.61	\$28.02	\$21.57	\$27.65	\$31.42	\$26.70
Computer and mathematical	\$42.84	\$35.70	\$38.11	\$36.00	\$34.03	\$29.94	\$25.90	\$33.27	\$26.30	\$26.45	\$26.43
Architecture and engineering	\$41.57	\$36.12	\$36.30	\$35.64	\$32.80	\$34.00	\$30.96	\$32.43	\$30.70	\$37.74	\$31.29
Life, physical, and social science	\$38.07	\$31.73	\$31.76	\$28.93	\$26.94	\$27.52	\$30.57	\$22.31	\$24.39	\$24.71	\$25.25
Community and social services	\$19.64	\$20.09	\$20.34	\$19.74	\$18.36	\$18.88	\$20.05	\$16.21	\$17.34	\$22.66	\$19.56
Legal	\$37.78	\$34.50	\$44.12	\$31.40	\$34.80	\$32.74	\$39.50	\$29.20	\$36.52	\$36.74	\$29.86
Education, training, and library	\$24.12	\$19.60	\$23.53	\$23.45	\$19.49	\$21.39	\$22.31	\$17.05	\$21.08	\$20.01	\$17.67
Arts, design, entertainment, sports, and media	\$23.91	\$21.26	\$24.14	\$20.36	\$16.43	\$17.09	\$16.12	\$13.53	\$17.77	\$17.13	\$16.52
Healthcare practitioners and technical	\$34.25	\$31.50	\$33.61	\$31.17	\$32.04	\$29.78	\$29.51	\$25.63	\$32.88	\$32.10	\$27.87
Healthcare support	\$15.12	\$13.54	\$14.60	\$13.59	\$12.79	\$12.75	\$11.57	\$10.78	\$13.88	\$17.41	\$11.89
Protective service	\$22.33	\$18.57	\$19.87	\$21.16	\$21.58	\$19.70	\$19.55	\$18.12	\$19.80	\$19.54	\$22.46
Food preparation and serving-related	\$10.11	\$9.30	\$10.02	\$9.52	\$9.46	\$9.24	\$8.95	\$8.79	\$10.01	\$11.96	\$9.15
Building and grounds cleaning and maintenance	\$13.16	\$11.68	\$11.91	\$11.62	\$11.79	\$11.59	\$11.21	\$10.13	\$11.69	\$14.08	\$10.35
Personal care and service	\$13.17	\$11.93	\$13.28	\$11.70	\$10.20	\$10.53	\$9.67	\$9.86	\$11.86	\$14.76	\$9.85
Sales and related	\$20.63	\$16.34	\$20.09	\$15.31	\$15.48	\$16.85	\$12.80	\$11.93	\$15.07	\$16.92	\$12.45
Office and administrative support	\$17.05	\$15.48	\$17.06	\$14.97	\$14.05	\$14.34	\$13.49	\$12.79	\$14.37	\$16.37	\$13.56
Farming, fishing, and forestry	\$11.15	\$10.78	\$11.32	\$13.91	\$15.50	\$13.26	\$10.72	\$10.07	\$11.66	\$13.32	\$9.66
Construction and extraction	\$19.90	\$19.87	\$19.64	\$18.93	\$18.98	\$18.71	\$16.71	\$16.66	\$19.31	\$20.71	\$17.11
Installation, maintenance, and repair	\$20.90	\$18.98	\$20.98	\$19.50	\$18.25	\$19.43	\$18.21	\$17.26	\$19.69	\$19.32	\$19.46
Production	\$15.88	\$15.25	\$15.74	\$16.49	\$15.14	\$15.04	\$15.22	\$13.21	\$15.99	\$17.83	\$15.49
Transportation and material moving	\$17.28	\$14.11	\$16.97	\$13.90	\$14.94	\$15.28	\$13.91	\$13.08	\$15.95	\$15.96	\$13.30

Table 11: Comparing Occupational Wages by Areas (Colorado, May 2006)

Your Job Category	Where You Work	Average Wage		% Difference from Highest Wage	Your Job Category	Where You Work	Average Wage		% Difference from Highest Wage
		Hourly	Annual				Hourly	Annual	
Management Occupations	Boulder MSA	\$52.70	\$109,607	0.0%	Computer & Mathematical Occupations	Boulder MSA	\$41.78	\$86,902	0.0%
	Denver-Aurora MSA	\$48.88	\$101,669	7.2%		Denver-Aurora MSA	\$37.16	\$77,302	11.1%
	Statewide	\$45.76	\$95,171	13.2%		Statewide	\$37.04	\$77,047	11.3%
	Colorado Springs MSA	\$43.41	\$90,291	17.6%		Fort Collins-Loveland MSA	\$35.11	\$73,037	16.0%
	Fort Collins-Loveland MSA	\$40.91	\$85,083	22.4%		Colorado Springs MSA	\$34.81	\$72,402	16.7%
	Greeley MSA	\$40.54	\$84,321	23.1%		Grand Junction MSA	\$33.18	\$69,009	20.6%
	North Central BOS Area	\$40.30	\$83,833	23.5%		Eastern & Southern BOS Area	\$32.44	\$67,470	22.4%
	Grand Junction MSA	\$37.43	\$77,863	29.0%		Greeley MSA	\$29.20	\$60,731	30.1%
	Pueblo MSA	\$34.42	\$71,601	34.7%		North Central BOS Area	\$25.79	\$53,642	38.3%
	Western BOS Area	\$32.55	\$67,695	38.2%		Central BOS Area	\$25.77	\$53,602	38.3%
	Central BOS Area	\$32.37	\$67,323	38.6%		Western BOS Area	\$25.65	\$53,355	38.6%
Eastern & Southern BOS Area	\$29.13	\$60,593	44.7%	Pueblo MSA	\$25.26	\$52,531	39.5%		
Business & Financial Operations Occupations	Boulder MSA	\$34.00	\$70,723	0.0%	Architecture & Engineering Occupations	Boulder MSA	\$40.54	\$84,324	0.0%
	Denver-Aurora MSA	\$32.44	\$67,467	4.6%		North Central BOS Area	\$36.80	\$76,538	9.2%
	Statewide	\$31.56	\$65,652	7.2%		Statewide	\$35.70	\$74,248	11.9%
	Colorado Springs MSA	\$30.95	\$64,375	9.0%		Denver-Aurora MSA	\$35.40	\$73,630	12.7%
	North Central BOS Area	\$30.64	\$63,735	9.9%		Colorado Springs MSA	\$35.22	\$73,261	13.1%
	Fort Collins-Loveland MSA	\$29.31	\$60,971	13.8%		Fort Collins-Loveland MSA	\$34.75	\$72,274	14.3%
	Grand Junction MSA	\$27.37	\$56,924	19.5%		Greeley MSA	\$33.16	\$68,979	18.2%
	Pueblo MSA	\$27.32	\$56,830	19.6%		Grand Junction MSA	\$31.99	\$66,540	21.1%
	Western BOS Area	\$26.96	\$56,069	20.7%		Eastern & Southern BOS Area	\$31.62	\$65,774	22.0%
	Central BOS Area	\$26.03	\$54,150	23.4%		Central BOS Area	\$30.51	\$63,453	24.7%
	Greeley MSA	\$25.95	\$53,967	23.7%		Pueblo MSA	\$30.19	\$62,805	25.5%
Eastern & Southern BOS Area	\$21.03	\$43,742	38.1%	Western BOS Area	\$29.94	\$62,267	26.1%		

continued on next page

Your Job Category	Where You Work	Average Wage		% Difference from Highest Wage
		Hourly	Annual	
Life, Physical, & Social Science Occupations	Boulder MSA	\$37.12	\$77,212	0.0%
	Denver-Aurora MSA	\$30.97	\$64,424	16.6%
	Colorado Springs MSA	\$30.94	\$64,347	16.6%
	Statewide	\$30.94	\$64,345	16.6%
	Pueblo MSA	\$29.81	\$62,014	19.7%
	Fort Collins-Loveland MSA	\$28.21	\$58,680	24.0%
	Greeley MSA	\$26.84	\$55,836	27.7%
	Grand Junction MSA	\$26.27	\$54,650	29.2%
	Central BOS Area	\$24.62	\$51,217	33.7%
	North Central BOS Area	\$24.10	\$50,132	35.1%
	Western BOS Area	\$23.78	\$49,453	35.9%
	Eastern & Southern BOS Area	\$21.76	\$45,259	41.4%

Community & Social Services Occupations	North Central BOS Area	\$22.10	\$45,969	0.0%
	Denver-Aurora MSA	\$19.83	\$41,254	10.3%
	Colorado Springs MSA	\$19.59	\$40,745	11.4%
	Pueblo MSA	\$19.55	\$40,661	11.5%
	Fort Collins-Loveland MSA	\$19.25	\$40,031	12.9%
	Statewide	\$19.18	\$39,904	13.2%
	Boulder MSA	\$19.15	\$39,832	13.3%
	Central BOS Area	\$19.07	\$39,673	13.7%
	Greeley MSA	\$18.41	\$38,290	16.7%
	Grand Junction MSA	\$17.90	\$37,240	19.0%
	Western BOS Area	\$16.91	\$35,181	23.5%
	Eastern & Southern BOS Area	\$15.81	\$32,885	28.5%

Legal Occupations	Denver-Aurora MSA	\$43.02	\$89,482	0.0%
	Statewide	\$40.49	\$84,224	5.9%
	Pueblo MSA	\$38.52	\$80,130	10.5%
	Boulder MSA	\$36.84	\$76,630	14.4%
	North Central BOS Area	\$35.83	\$74,534	16.7%
	Western BOS Area	\$35.61	\$74,059	17.2%
	Grand Junction MSA	\$33.94	\$70,604	21.1%
	Colorado Springs MSA	\$33.64	\$69,962	21.8%
	Greeley MSA	\$31.93	\$66,424	25.8%
	Fort Collins-Loveland MSA	\$30.62	\$63,682	28.8%
	Central BOS Area	\$29.12	\$60,574	32.3%
	Eastern & Southern BOS Area	\$28.47	\$59,214	33.8%

Your Job Category	Where You Work	Average Wage		% Difference from Highest Wage
		Hourly	Annual	
Education, Training & Library Occupations	Boulder MSA	\$23.52	\$48,921	0.0%
	Denver-Aurora MSA	\$22.95	\$47,744	2.4%
	Fort Collins-Loveland MSA	\$22.87	\$47,567	2.8%
	Pueblo MSA	\$21.76	\$45,260	7.5%
	Statewide	\$21.69	\$45,112	7.8%
	Greeley MSA	\$20.86	\$43,381	11.3%
	Western BOS Area	\$20.56	\$42,758	12.6%
	North Central BOS Area	\$19.51	\$40,573	17.0%
	Colorado Springs MSA	\$19.11	\$39,743	18.8%
	Grand Junction MSA	\$19.01	\$39,532	19.2%
	Central BOS Area	\$17.23	\$35,845	26.7%
	Eastern & Southern BOS Area	\$16.63	\$34,599	29.3%

Arts, Design, Entertainment, Sports & Media Occupations	Denver-Aurora MSA	\$23.54	\$48,957	0.0%
	Boulder MSA	\$23.32	\$48,498	0.9%
	Statewide	\$21.55	\$44,827	8.5%
	Colorado Springs MSA	\$20.73	\$43,110	11.9%
	Fort Collins-Loveland MSA	\$19.85	\$41,285	15.7%
	Western BOS Area	\$17.33	\$36,038	26.4%
	North Central BOS Area	\$16.70	\$34,746	29.1%
	Greeley MSA	\$16.67	\$34,681	29.2%
	Central BOS Area	\$16.11	\$33,499	31.6%
	Grand Junction MSA	\$16.02	\$33,329	31.9%
	Pueblo MSA	\$15.72	\$32,698	33.2%
	Eastern & Southern BOS Area	\$13.19	\$27,431	44.0%

Healthcare Practitioners & Technical Occupations	Boulder MSA	\$33.40	\$69,475	0.0%
	Denver-Aurora MSA	\$32.78	\$68,178	1.9%
	Western BOS Area	\$32.06	\$66,676	4.0%
	Statewide	\$31.70	\$65,927	5.1%
	North Central BOS Area	\$31.30	\$65,107	6.3%
	Grand Junction MSA	\$31.24	\$64,984	6.5%
	Colorado Springs MSA	\$30.72	\$63,891	8.0%
	Fort Collins-Loveland MSA	\$30.40	\$63,238	9.0%
	Greeley MSA	\$29.04	\$60,408	13.1%
	Pueblo MSA	\$28.78	\$59,870	13.8%
	Central BOS Area	\$27.18	\$56,544	18.6%
	Eastern & Southern BOS Area	\$24.99	\$51,984	25.2%

Your Job Category	Where You Work	Average Wage		% Difference from Highest Wage
		Hourly	Annual	
Healthcare Support Occupations	North Central BOS Area	\$16.99	\$35,333	0.0%
	Boulder MSA	\$14.76	\$30,703	13.1%
	Denver-Aurora MSA	\$14.25	\$29,634	16.1%
	Statewide	\$13.64	\$28,372	19.7%
	Western BOS Area	\$13.55	\$28,185	20.2%
	Fort Collins-Loveland MSA	\$13.26	\$27,589	22.0%
	Colorado Springs MSA	\$13.21	\$27,471	22.2%
	Grand Junction MSA	\$12.48	\$25,954	26.5%
	Greeley MSA	\$12.44	\$25,869	26.8%
	Central BOS Area	\$11.60	\$24,121	31.7%
	Pueblo MSA	\$11.29	\$23,476	33.5%
	Eastern & Southern BOS Area	\$10.52	\$21,888	38.1%

Protective Service Occupations	Central BOS Area	\$21.92	\$45,586	0.0%
	Boulder MSA	\$21.79	\$45,321	0.6%
	Grand Junction MSA	\$21.06	\$43,813	3.9%
	Fort Collins-Loveland MSA	\$20.65	\$42,960	5.8%
	Statewide	\$19.40	\$40,346	11.5%
	Denver-Aurora MSA	\$19.39	\$40,335	11.5%
	Western BOS Area	\$19.32	\$40,196	11.9%
	Greeley MSA	\$19.23	\$39,990	12.3%
	Pueblo MSA	\$19.08	\$39,682	13.0%
	North Central BOS Area	\$19.07	\$39,673	13.0%
	Colorado Springs MSA	\$18.12	\$37,693	17.3%
	Eastern & Southern BOS Area	\$17.68	\$36,776	19.3%

Food Preparation & Serving Related Occupations	North Central BOS Area	\$11.67	\$24,264	0.0%
	Boulder MSA	\$9.87	\$20,537	15.4%
	Denver-Aurora MSA	\$9.78	\$20,352	16.2%
	Western BOS Area	\$9.77	\$20,322	16.3%
	Statewide	\$9.66	\$20,100	17.2%
	Fort Collins-Loveland MSA	\$9.29	\$19,329	20.4%
	Grand Junction MSA	\$9.23	\$19,202	20.9%
	Colorado Springs MSA	\$9.08	\$18,882	22.2%
	Greeley MSA	\$9.02	\$18,764	22.7%
	Central BOS Area	\$8.93	\$18,579	23.5%
	Pueblo MSA	\$8.73	\$18,161	25.2%
	Eastern & Southern BOS Area	\$8.58	\$17,837	26.5%

Your Job Category	Where You Work	Average Wage		% Difference from Highest Wage
		Hourly	Annual	
Building & Grounds Cleaning & Maintenance Occupations	North Central BOS Area	\$13.74	\$28,577	0.0%
	Boulder MSA	\$12.84	\$26,700	6.6%
	Statewide	\$11.72	\$24,374	14.7%
	Denver-Aurora MSA	\$11.62	\$24,173	15.4%
	Grand Junction MSA	\$11.51	\$23,950	16.2%
	Western BOS Area	\$11.41	\$23,732	17.0%
	Colorado Springs MSA	\$11.40	\$23,716	17.0%
	Fort Collins-Loveland MSA	\$11.34	\$23,597	17.5%
	Greeley MSA	\$11.31	\$23,521	17.7%
	Pueblo MSA	\$10.94	\$22,759	20.4%
	Central BOS Area	\$10.10	\$21,007	26.5%
	Eastern & Southern BOS Area	\$9.89	\$20,571	28.0%

Personal Care & Service Occupations	North Central BOS Area	\$14.40	\$29,953	0.0%
	Denver-Aurora MSA	\$12.96	\$26,967	10.0%
	Boulder MSA	\$12.85	\$26,726	10.8%
	Statewide	\$12.38	\$25,740	14.0%
	Colorado Springs MSA	\$11.64	\$24,221	19.2%
	Western BOS Area	\$11.57	\$24,058	19.7%
	Fort Collins-Loveland MSA	\$11.42	\$23,752	20.7%
	Greeley MSA	\$10.28	\$21,384	28.6%
	Grand Junction MSA	\$9.95	\$20,706	30.9%
	Eastern & Southern BOS Area	\$9.62	\$20,012	33.2%
	Central BOS Area	\$9.61	\$19,999	33.3%
	Pueblo MSA	\$9.44	\$19,631	34.4%

Sales & Related Occupations	Boulder MSA	\$20.38	\$42,397	0.0%
	Denver-Aurora MSA	\$19.84	\$41,262	7.2%
	Statewide	\$18.15	\$37,745	13.2%
	North Central BOS Area	\$16.71	\$34,750	17.6%
	Greeley MSA	\$16.64	\$34,620	22.4%
	Colorado Springs MSA	\$16.14	\$33,577	23.1%
	Grand Junction MSA	\$15.29	\$31,799	23.5%
	Fort Collins-Loveland MSA	\$15.12	\$31,439	29.0%
	Western BOS Area	\$14.88	\$30,941	34.7%
	Pueblo MSA	\$12.64	\$26,281	38.2%
	Central BOS Area	\$12.30	\$25,576	38.6%
	Eastern & Southern BOS Area	\$11.78	\$24,497	44.7%

Your Job Category	Where You Work	Average Wage		% Difference from Highest Wage	Your Job Category	Where You Work	Average Wage		% Difference from Highest Wage
		Hourly	Annual				Hourly	Annual	
Office & Administrative Support Occupations	Denver-Aurora MSA	\$16.70	\$34,735	0.0%	Installation, Maintenance, & Repair Occupations	Denver-Aurora MSA	\$20.47	\$42,574	0.0%
	Boulder MSA	\$16.69	\$34,716	7.2%		Boulder MSA	\$20.39	\$42,403	7.2%
	North Central BOS Area	\$16.02	\$33,324	13.2%		Statewide	\$19.69	\$40,956	13.2%
	Statewide	\$15.85	\$32,974	17.6%		Western BOS Area	\$19.21	\$39,954	17.6%
	Colorado Springs MSA	\$15.15	\$31,514	22.4%		Fort Collins-Loveland MSA	\$19.03	\$39,586	22.4%
	Fort Collins-Loveland MSA	\$14.65	\$30,482	23.1%		Central BOS Area	\$18.99	\$39,496	23.1%
	Western BOS Area	\$14.06	\$29,250	23.5%		Greeley MSA	\$18.96	\$39,441	23.5%
	Greeley MSA	\$14.03	\$29,192	29.0%		North Central BOS Area	\$18.85	\$39,199	29.0%
	Grand Junction MSA	\$13.75	\$28,600	34.7%		Colorado Springs MSA	\$18.52	\$38,520	34.7%
	Central BOS Area	\$13.27	\$27,596	38.2%		Grand Junction MSA	\$17.81	\$37,035	38.2%
	Pueblo MSA	\$13.20	\$27,446	38.6%		Pueblo MSA	\$17.77	\$36,957	38.6%
	Eastern & Southern BOS Area	\$12.52	\$26,037	44.7%		Eastern & Southern BOS Area	\$16.84	\$35,037	44.7%
Farming, Fishing, & Forestry Occupations	Grand Junction MSA	\$15.02	\$31,250	0.0%	Production Occupations	North Central BOS Area	\$17.49	\$36,390	0.0%
	Fort Collins-Loveland MSA	\$13.48	\$28,031	7.2%		Fort Collins-Loveland MSA	\$16.18	\$33,659	7.2%
	North Central BOS Area	\$12.91	\$26,851	13.2%		Western BOS Area	\$15.69	\$32,637	13.2%
	Greeley MSA	\$12.85	\$26,730	17.6%		Boulder MSA	\$15.58	\$32,398	17.6%
	Western BOS Area	\$11.30	\$23,497	22.4%		Denver-Aurora MSA	\$15.44	\$32,106	22.4%
	Statewide	\$11.00	\$22,878	23.1%		Statewide	\$15.33	\$31,895	23.1%
	Denver-Aurora MSA	\$10.97	\$22,824	23.5%		Central BOS Area	\$15.20	\$31,617	23.5%
	Boulder MSA	\$10.80	\$22,460	29.0%		Colorado Springs MSA	\$14.96	\$31,113	29.0%
	Colorado Springs MSA	\$10.44	\$21,720	34.7%		Pueblo MSA	\$14.93	\$31,062	34.7%
	Pueblo MSA	\$10.39	\$21,608	38.2%		Grand Junction MSA	\$14.85	\$30,898	38.2%
	Eastern & Southern BOS Area	\$9.76	\$20,293	38.6%		Greeley MSA	\$14.76	\$30,707	38.6%
	Central BOS Area	\$9.36	\$19,466	44.7%		Eastern & Southern BOS Area	\$12.96	\$26,955	44.7%
Construction & Extraction Occupations	North Central BOS Area	\$20.07	\$41,742	0.0%	Transportation & Material Moving Occupations	Boulder MSA	\$16.89	\$35,130	0.0%
	Boulder MSA	\$19.28	\$40,108	7.2%		Denver-Aurora MSA	\$16.59	\$34,515	7.2%
	Colorado Springs MSA	\$19.25	\$40,030	13.2%		Statewide	\$15.93	\$33,143	13.2%
	Denver-Aurora MSA	\$19.03	\$39,591	17.6%		North Central BOS Area	\$15.60	\$32,448	17.6%
	Statewide	\$18.82	\$39,154	22.4%		Western BOS Area	\$15.59	\$32,430	22.4%
	Western BOS Area	\$18.71	\$38,913	23.1%		Greeley MSA	\$14.94	\$31,083	23.1%
	Grand Junction MSA	\$18.39	\$38,246	23.5%		Grand Junction MSA	\$14.60	\$30,369	23.5%
	Fort Collins-Loveland MSA	\$18.34	\$38,141	29.0%		Colorado Springs MSA	\$13.79	\$28,683	29.0%
	Greeley MSA	\$18.13	\$37,704	34.7%		Pueblo MSA	\$13.60	\$28,285	34.7%
	Central BOS Area	\$16.58	\$34,487	38.2%		Fort Collins-Loveland MSA	\$13.59	\$28,258	38.2%
	Pueblo MSA	\$16.19	\$33,673	38.6%		Central BOS Area	\$13.00	\$27,044	38.6%
	Eastern & Southern BOS Area	\$16.14	\$33,565	44.7%		Eastern & Southern BOS Area	\$12.79	\$26,601	44.7%

Regional Employment Distribution in Major Occupational and Industry Groups

Employment distribution and average hourly wages for major occupational and industry groups for each MSA and BOS area are shown in figures 5a through 15a. Percentile wages for major industry groups in each region are included in tables 11 through 21.

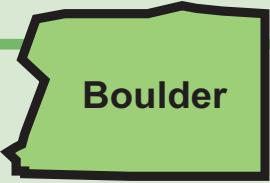
The **office and administrative support, sales and related**, and **food preparation and serving-related** occupational groups occupy the top three spots in terms of employment for all MSAs except Greeley. For the Greeley MSA and the four BOS areas these occupational groups all appear in the top five. Occupations that consistently have

relatively few workers across most regions include **legal; farming, fishing, and forestry; and arts, design, entertainment, sports, and media**.

Occupational groups for which employment was prominent in one particular area but not in others included **computer and mathematical** and **architecture and engineering** in the Boulder MSA, **production** in the Greeley MSA, **building and grounds cleaning and maintenance** in the North Central Colorado BOS area, and **protective service** in the Central Colorado BOS area.

With regard to major industry groups, **retail** is consistently among the top five employers in all Colorado regions and is number one in the Colorado Springs, Denver-Aurora, Fort Collins-Loveland, and Grand Junction MSAs and the Western Colorado BOS area. **Accommodation and food services** and **educational services** are consistently among the top six employers across regions, while **health care and social assistance**

consistently ranks in the top five (with the exception of the North Central Colorado BOS area, where it ranks eighth). **Public administration** is a relatively more important employer in the four BOS areas than in the seven MSAs, and is the largest industry in terms of employment in the Eastern and Southern Colorado and Central Colorado BOS areas. Industries employing relatively few workers in most areas include **utilities; agriculture, forestry, fishing, and hunting; and management of companies and enterprises**. Industries for which employment was relatively more prominent in just one or two areas others included **mining** in the Grand Junction MSA and the Western Colorado BOS area; **real estate and rental and leasing** in the North Central Colorado BOS area; **arts, entertainment, and recreation** in the North Central Colorado and Central Colorado BOS areas; and **manufacturing** in the Boulder and Greeley MSAs.



Boulder

Boulder MSA

Figure 5a. Employment Distribution and Average Hourly Wage in Major Occupational Groups (Boulder Metropolitan Statistical Area, May 2007)

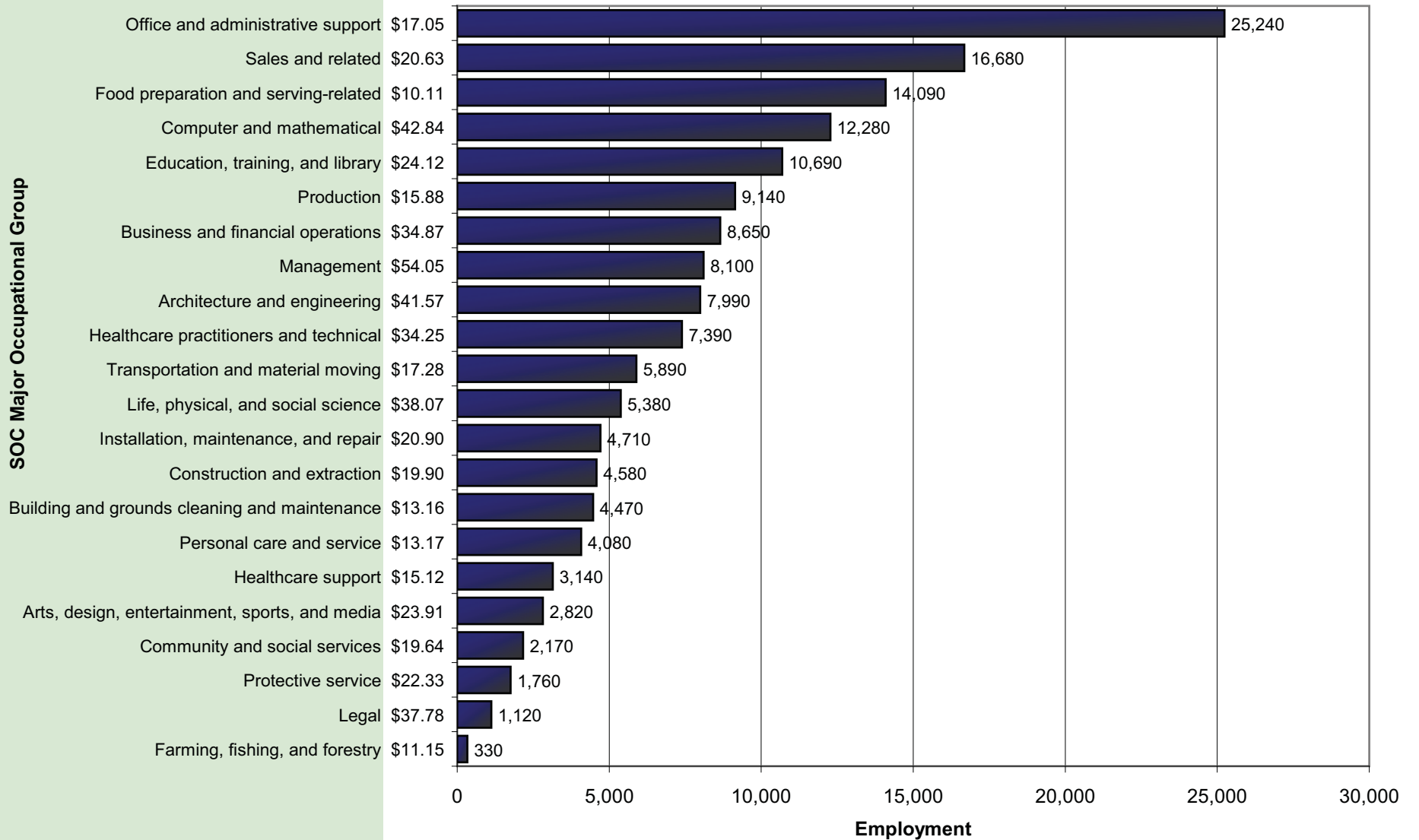


Figure 5b. Employment Distribution and Average Hourly Wage in Major Industry Groups (Boulder Metropolitan Statistical Area, May 2007)

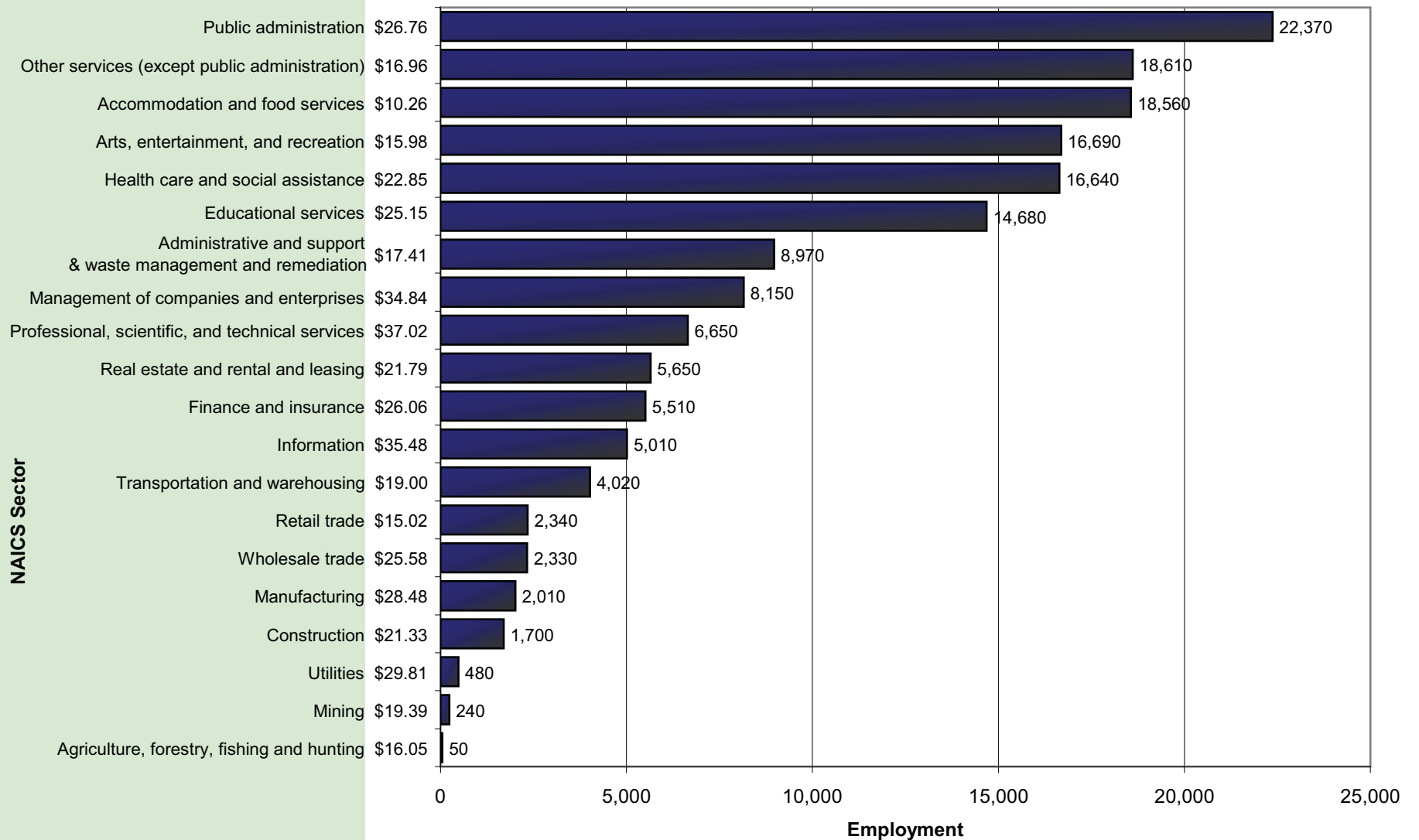


Table 12. Percentile Wages by Industry (Boulder MSA, May 2007)

NAICS Sector	Average Hourly	Average Annual	PRSE*	10 th Percentile Hourly	10 th Percentile Annual	25 th Percentile Hourly	25 th Percentile Annual	Median Hourly	Median Annual	75 th Percentile Hourly	75 th Percentile Annual	90 th Percentile Hourly	90 th Percentile Annual
Agriculture, forestry, fishing and hunting	\$16.05	\$33,374	22.01	\$7.09	\$14,750	\$8.33	\$17,333	\$13.72	\$28,530	\$26.08	\$54,247	\$29.42	\$61,201
Mining	\$19.39	\$40,326	5.37	\$12.09	\$25,153	\$14.44	\$30,037	\$18.68	\$38,861	\$22.01	\$45,779	\$30.16	\$62,727
Utilities	\$29.81	\$62,000	5.57	\$17.06	\$35,488	\$24.23	\$50,408	\$29.32	\$60,989	\$34.98	\$72,755	\$39.75	\$82,673
Construction	\$21.33	\$44,371	3.86	\$11.06	\$23,013	\$13.97	\$29,056	\$18.17	\$37,797	\$25.11	\$52,238	\$34.02	\$70,771
Manufacturing	\$28.48	\$59,231	3.7	\$10.69	\$22,226	\$14.18	\$29,498	\$22.64	\$47,087	\$37.99	\$79,027	\$56.47	\$117,461
Wholesale trade	\$25.58	\$53,214	6.13	\$9.78	\$20,333	\$13.12	\$27,295	\$18.62	\$38,721	\$31.49	\$65,491	\$54.64	\$113,648
Retail trade	\$15.02	\$31,245	2.29	\$7.92	\$16,477	\$9.39	\$19,523	\$12.03	\$25,018	\$17.14	\$35,657	\$25.49	\$53,028
Transportation and warehousing	\$19.00	\$39,510	5.26	\$10.78	\$22,422	\$13.60	\$28,297	\$19.50	\$40,570	\$22.57	\$46,945	\$25.05	\$52,114
Information	\$35.48	\$73,795	6.59	\$14.46	\$30,086	\$21.37	\$44,458	\$32.44	\$67,468	\$46.62	\$96,973	\$61.01	\$126,906
Finance and insurance	\$26.06	\$54,209	4.75	\$11.29	\$23,485	\$13.64	\$28,366	\$18.57	\$38,624	\$30.63	\$63,714	\$50.38	\$104,795
Real estate and rental and leasing	\$21.79	\$45,315	12.93	\$8.49	\$17,665	\$10.80	\$22,457	\$15.42	\$32,071	\$21.94	\$45,631	\$41.35	\$86,003
Professional, scientific, and technical services	\$37.02	\$76,998	3.93	\$13.10	\$27,256	\$20.19	\$41,985	\$32.66	\$67,923	\$48.52	\$100,927	\$66.51	\$138,348
Management of companies and enterprises	\$34.84	\$72,462	6.24	\$14.16	\$29,457	\$18.98	\$39,479	\$28.40	\$59,077	\$44.73	\$93,036	\$63.97	\$133,064
Administrative and support and waste management and remediation services	\$17.41	\$36,220	4.72	\$8.33	\$17,331	\$10.16	\$21,135	\$13.77	\$28,634	\$19.64	\$40,851	\$30.66	\$63,765
Educational services	\$25.15	\$52,302	7.88	\$11.66	\$24,245	\$15.32	\$31,861	\$22.09	\$45,943	\$31.03	\$64,553	\$43.11	\$89,678
Health care and social assistance	\$22.85	\$47,527	2.38	\$10.15	\$21,105	\$12.76	\$26,531	\$17.37	\$36,133	\$28.21	\$58,667	\$39.39	\$81,923
Arts, entertainment, and recreation	\$15.98	\$33,230	5.9	\$7.32	\$15,216	\$8.57	\$17,825	\$11.75	\$24,441	\$19.95	\$41,488	\$29.20	\$60,732
Accommodation and food services	\$10.26	\$21,334	1.7	\$7.02	\$14,591	\$7.32	\$15,221	\$8.67	\$18,031	\$11.40	\$23,720	\$15.24	\$31,708
Other services (except public administration)	\$16.96	\$35,276	4.55	\$7.56	\$15,730	\$9.65	\$20,079	\$13.28	\$27,624	\$20.49	\$42,619	\$31.86	\$66,274
Public administration	\$26.76	\$55,661	10.52	\$11.05	\$22,994	\$16.32	\$33,953	\$22.99	\$47,823	\$32.27	\$67,115	\$50.54	\$105,132

*Percent relative standard error of the average wage



Colorado Springs MSA

Figure 6a. Employment Distribution and Average Hourly Wage in Major Occupational Groups (Colorado Springs Metropolitan Statistical Area, May 2007)

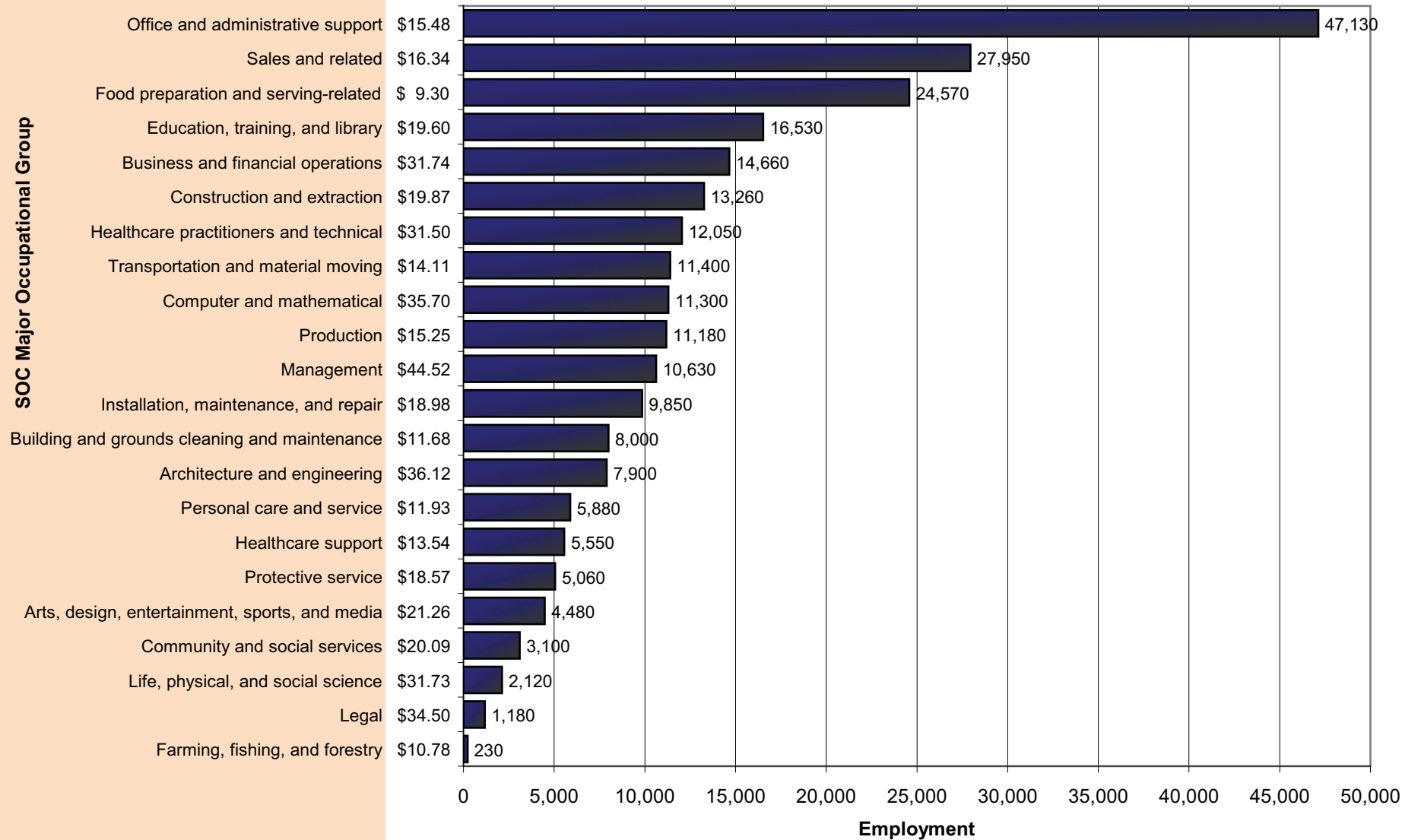


Figure 6b. Employment Distribution and Average Hourly Wage in Major Industry Groups (Colorado Springs Metropolitan Statistical Area, May 2007)

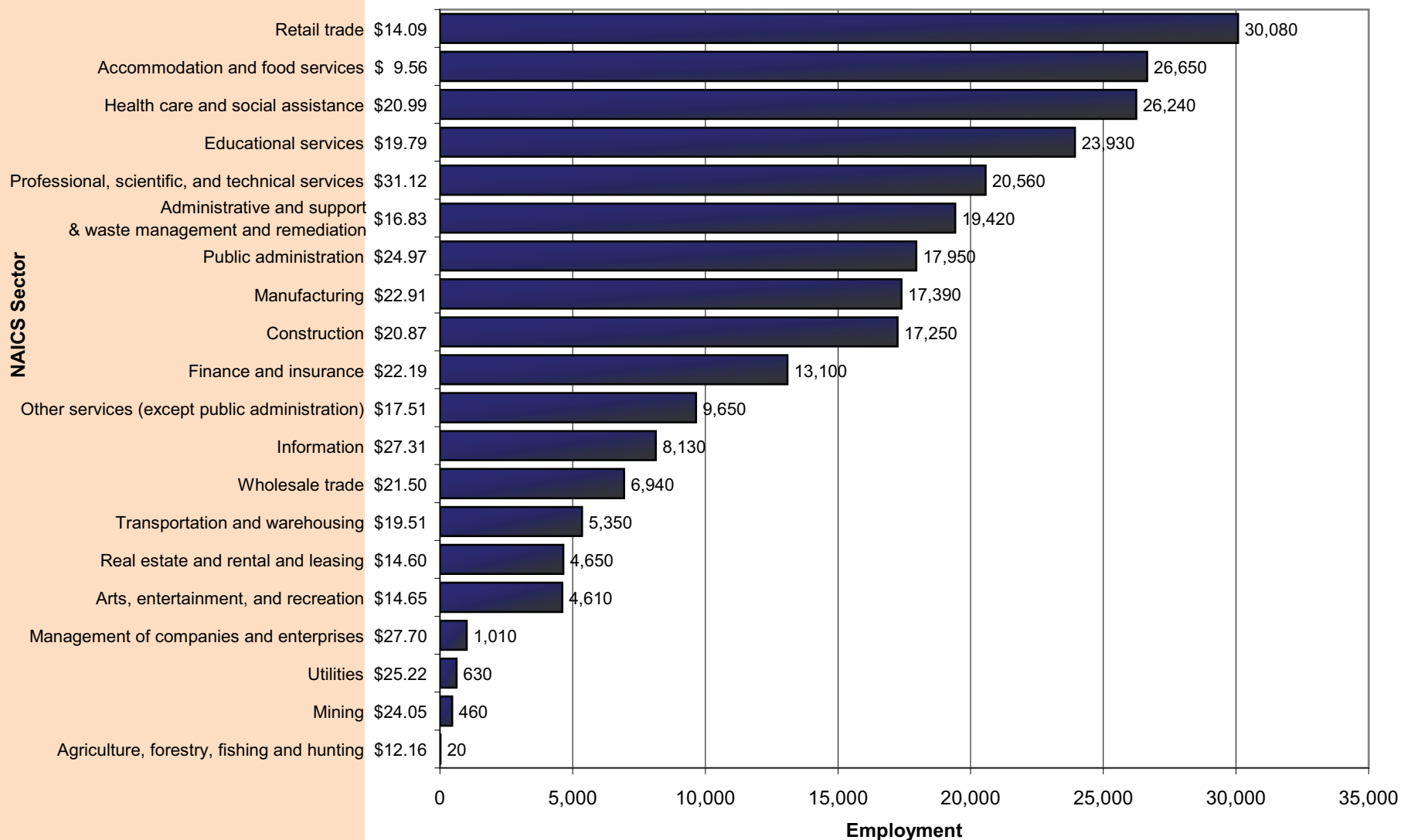
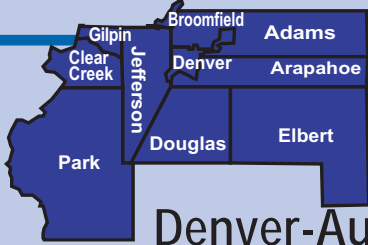


Table 13. Percentile Wages by Industry (Colorado Springs MSA, May 2007)

NAICS Sector	Average Hourly	Average Annual	PRSE*	10 th Percentile Hourly	10 th Percentile Annual	25 th Percentile Hourly	25 th Percentile Annual	Median Hourly	Median Annual	75 th Percentile Hourly	75 th Percentile Annual	90 th Percentile Hourly	90 th Percentile Annual
Agriculture, forestry, fishing and hunting	\$12.16	\$25,297	6.5	\$7.58	\$15,772	\$8.87	\$18,451	\$11.37	\$23,657	\$15.87	\$33,013	\$18.52	\$38,514
Mining	\$24.05	\$50,020	11.06	\$12.19	\$25,350	\$15.39	\$32,022	\$20.30	\$42,227	\$27.03	\$56,228	\$34.86	\$72,499
Utilities	\$25.22	\$52,464	2.57	\$12.92	\$26,877	\$17.57	\$36,546	\$23.40	\$48,676	\$30.24	\$62,895	\$36.59	\$76,103
Construction	\$20.87	\$43,408	2.85	\$10.80	\$22,464	\$13.60	\$28,291	\$17.79	\$37,000	\$24.51	\$50,971	\$33.31	\$69,289
Manufacturing	\$22.91	\$47,655	4.15	\$10.10	\$21,001	\$12.60	\$26,214	\$17.59	\$36,583	\$28.82	\$59,937	\$43.70	\$90,889
Wholesale trade	\$21.50	\$44,727	4.81	\$9.24	\$19,215	\$11.81	\$24,564	\$16.23	\$33,762	\$25.20	\$52,408	\$39.36	\$81,865
Retail trade	\$14.09	\$29,298	1.64	\$7.44	\$15,481	\$8.54	\$17,759	\$11.03	\$22,953	\$16.04	\$33,354	\$22.98	\$47,806
Transportation and warehousing	\$19.51	\$40,577	4.62	\$10.61	\$22,070	\$13.61	\$28,313	\$18.81	\$39,131	\$22.77	\$47,372	\$28.75	\$59,806
Information	\$27.31	\$56,806	3	\$9.52	\$19,794	\$14.30	\$29,751	\$24.63	\$51,240	\$38.11	\$79,265	\$49.07	\$102,059
Finance and insurance	\$22.19	\$46,148	3.16	\$10.69	\$22,240	\$13.09	\$27,220	\$17.30	\$35,982	\$25.17	\$52,359	\$39.90	\$82,993
Real estate and rental and leasing	\$14.60	\$30,362	5.1	\$7.17	\$14,915	\$8.96	\$18,629	\$11.89	\$24,721	\$16.52	\$34,369	\$24.30	\$50,540
Professional, scientific, and technical services	\$31.12	\$64,727	2.35	\$12.43	\$25,858	\$17.35	\$36,098	\$28.09	\$58,417	\$41.49	\$86,305	\$53.89	\$112,093
Management of companies and enterprises	\$27.70	\$57,619	8.29	\$10.09	\$20,991	\$14.17	\$29,477	\$21.53	\$44,776	\$35.57	\$73,989	\$51.78	\$107,711
Administrative and support and waste management and remediation services	\$16.83	\$35,011	4.72	\$8.44	\$17,546	\$10.37	\$21,559	\$13.52	\$28,113	\$18.13	\$37,703	\$29.98	\$62,353
Educational services	\$19.79	\$41,166	1.57	\$9.98	\$20,763	\$12.94	\$26,908	\$17.60	\$36,603	\$24.12	\$50,178	\$32.20	\$66,973
Health care and social assistance	\$20.99	\$43,649	2.57	\$9.26	\$19,264	\$11.50	\$23,917	\$15.24	\$31,697	\$24.77	\$51,527	\$35.54	\$73,918
Arts, entertainment, and recreation	\$14.65	\$30,478	2.65	\$7.18	\$14,938	\$8.12	\$16,882	\$10.68	\$22,208	\$16.30	\$33,897	\$26.86	\$55,866
Accommodation and food services	\$9.56	\$19,889	1.05	\$7.00	\$14,558	\$7.24	\$15,050	\$8.08	\$16,800	\$10.28	\$21,378	\$13.67	\$28,440
Other services (except public administration)	\$17.51	\$36,413	3.12	\$7.56	\$15,724	\$9.71	\$20,196	\$14.16	\$29,451	\$21.66	\$45,059	\$31.37	\$65,259
Public administration	\$24.97	\$51,942	5.35	\$13.21	\$27,476	\$17.30	\$35,983	\$23.02	\$47,887	\$30.61	\$63,672	\$40.63	\$84,511

*Percent relative standard error of the average wage



Denver-Aurora MSA

Figure 7a. Employment Distribution and Average Hourly Wage in Major Occupational Groups (Denver-Aurora Metropolitan Statistical Area, May 2007)

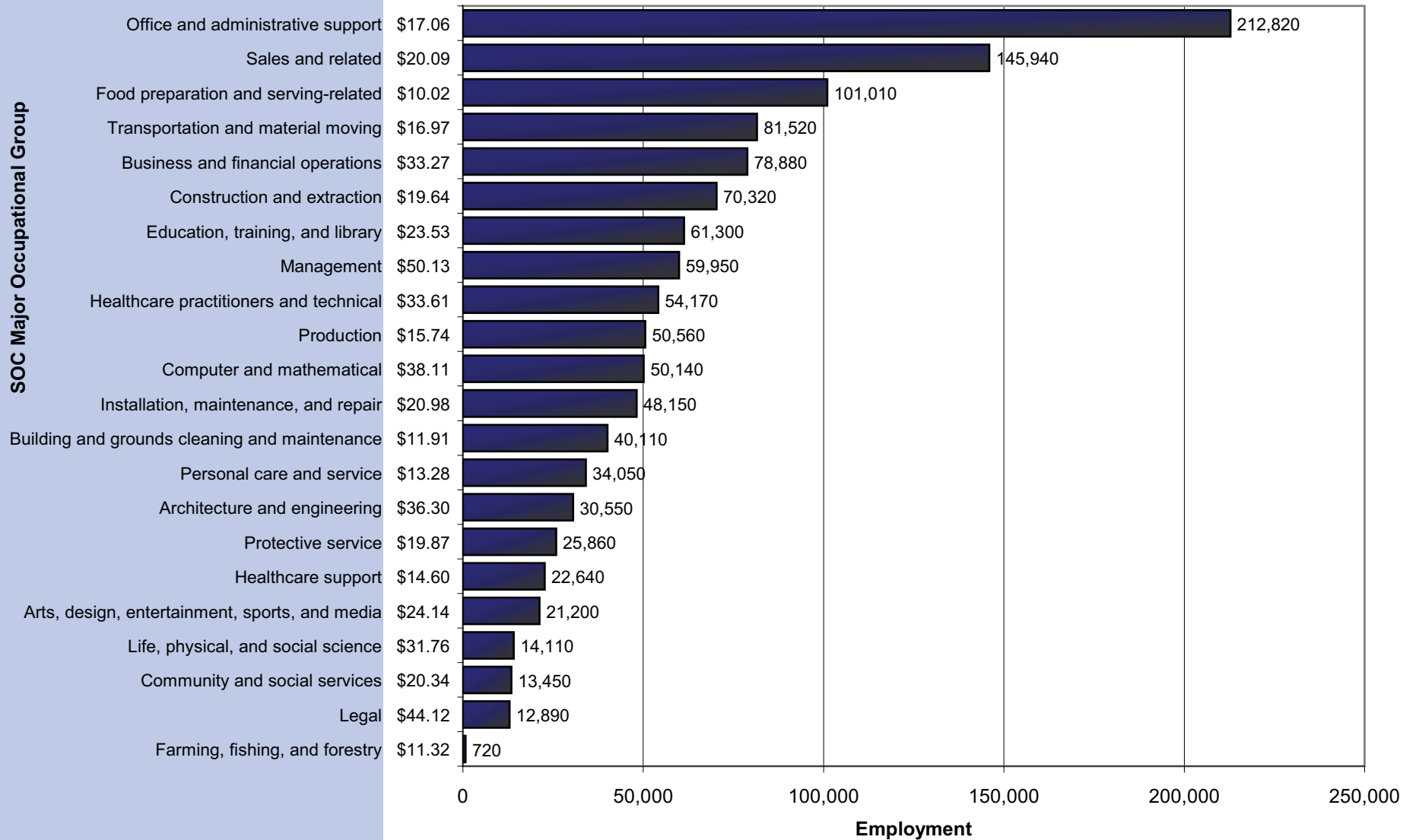


Figure 7b. Employment Distribution and Average Hourly Wage in Major Industry Groups (Denver-Aurora Metropolitan Statistical Area, May 2007)

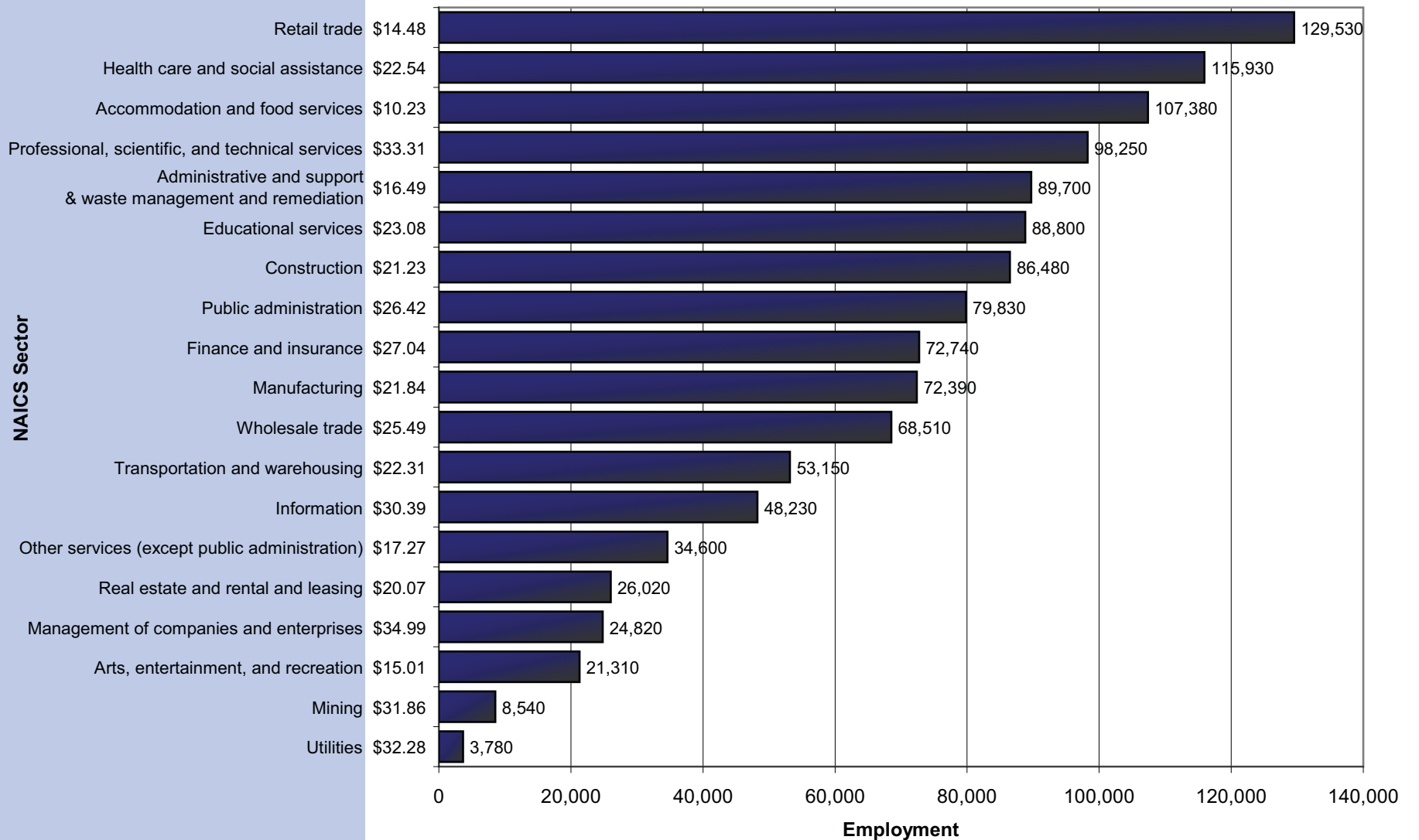
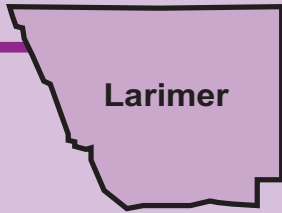


Table 14. Percentile Wages by Industry (Denver-Aurora MSA, May 2007)

NAICS Sector	Average Hourly	Average Annual	PRSE*	10 th Percentile Hourly	10 th Percentile Annual	25 th Percentile Hourly	25 th Percentile Annual	Median Hourly	Median Annual	75 th Percentile Hourly	75 th Percentile Annual	90 th Percentile Hourly	90 th Percentile Annual
Agriculture, forestry, fishing and hunting	\$ 10.66	\$22,173	14.96	\$ 6.98	\$ 14,509	\$ 7.16	\$ 14,901	\$ 8.79	\$18,279	\$ 13.36	\$ 27,781	\$ 16.26	\$ 33,825
Mining	\$ 31.86	\$66,273	5.74	\$ 13.80	\$ 28,707	\$ 17.80	\$ 37,029	\$ 24.66	\$51,292	\$ 39.20	\$ 81,544	\$ 61.59	\$128,112
Utilities	\$ 32.28	\$67,146	3.74	\$ 17.35	\$ 36,096	\$ 23.73	\$ 49,354	\$ 29.83	\$62,050	\$ 37.89	\$ 78,802	\$ 49.44	\$102,838
Construction	\$ 21.23	\$44,156	0.94	\$ 11.32	\$ 23,542	\$ 14.21	\$ 29,554	\$ 18.50	\$38,484	\$ 25.05	\$ 52,104	\$ 33.79	\$ 70,282
Manufacturing	\$ 21.84	\$45,433	3.56	\$ 9.83	\$ 20,446	\$ 12.56	\$ 26,132	\$ 17.59	\$36,594	\$ 26.12	\$ 54,331	\$ 40.83	\$ 84,928
Wholesale trade	\$ 25.49	\$53,010	2.27	\$ 10.47	\$ 21,783	\$ 13.79	\$ 28,679	\$ 19.78	\$41,146	\$ 31.18	\$ 64,844	\$ 47.04	\$ 97,838
Retail trade	\$ 14.48	\$30,111	0.88	\$ 7.72	\$ 16,058	\$ 8.99	\$ 18,696	\$ 11.69	\$24,321	\$ 16.66	\$ 34,644	\$ 23.49	\$ 48,864
Transportation and warehousing	\$ 22.31	\$46,414	3.96	\$ 10.70	\$ 22,266	\$ 14.00	\$ 29,110	\$ 19.82	\$41,227	\$ 24.54	\$ 51,038	\$ 32.33	\$ 67,242
Information	\$ 30.39	\$63,218	2.28	\$ 11.78	\$ 24,495	\$ 17.93	\$ 37,294	\$ 27.15	\$56,464	\$ 39.06	\$ 81,251	\$ 53.77	\$111,846
Finance and insurance	\$ 27.04	\$56,233	1.77	\$ 12.10	\$ 25,158	\$ 15.22	\$ 31,660	\$ 20.62	\$42,895	\$ 31.62	\$ 65,761	\$ 49.34	\$102,618
Real estate and rental and leasing	\$ 20.07	\$41,741	3.12	\$ 8.38	\$ 17,426	\$ 10.84	\$ 22,549	\$ 14.97	\$31,142	\$ 22.97	\$ 47,768	\$ 37.63	\$ 78,278
Professional, scientific, and technical services	\$ 33.31	\$69,279	1.53	\$ 13.21	\$ 27,480	\$ 18.84	\$ 39,177	\$ 28.56	\$59,406	\$ 42.69	\$ 88,803	\$ 59.69	\$124,155
Management of companies and enterprises	\$ 34.99	\$72,788	2	\$ 14.21	\$ 29,557	\$ 18.83	\$ 39,161	\$ 28.70	\$59,695	\$ 44.57	\$ 92,707	\$ 64.73	\$134,630
Administrative and support and waste management and remediation services	\$ 16.49	\$34,294	2.29	\$ 7.89	\$ 16,411	\$ 9.85	\$ 20,494	\$ 13.10	\$27,244	\$ 18.30	\$ 38,054	\$ 28.63	\$ 59,547
Educational services	\$ 23.08	\$48,006	2.61	\$ 11.45	\$ 23,807	\$ 14.96	\$ 31,116	\$ 20.22	\$42,056	\$ 28.37	\$ 59,007	\$ 37.07	\$ 77,100
Health care and social assistance	\$ 22.54	\$46,876	1.6	\$ 9.57	\$ 19,902	\$ 12.70	\$ 26,420	\$ 17.75	\$36,927	\$ 27.49	\$ 57,173	\$ 37.74	\$ 78,507
Arts, entertainment, and recreation	\$ 15.01	\$31,224	2.53	\$ 7.19	\$ 14,954	\$ 8.21	\$ 17,069	\$ 11.27	\$23,450	\$ 17.42	\$ 36,243	\$ 27.80	\$ 57,817
Accommodation and food services	\$ 10.23	\$21,269	1.02	\$ 7.02	\$ 14,612	\$ 7.34	\$ 15,277	\$ 8.71	\$18,123	\$ 11.16	\$ 23,212	\$ 15.10	\$ 31,398
Other services (except public administration)	\$ 17.27	\$35,917	2.35	\$ 7.77	\$ 16,158	\$ 9.93	\$ 20,662	\$ 13.71	\$28,520	\$ 21.31	\$ 44,316	\$ 30.60	\$ 63,645
Public administration	\$ 26.42	\$54,951	3.3	\$ 12.07	\$ 25,102	\$ 17.20	\$ 35,771	\$ 23.94	\$49,800	\$ 33.86	\$ 70,435	\$ 45.09	\$ 93,798

*Percent relative standard error of the average wage



Larimer

Ft. Collins-Loveland MSA

Figure 8a. Employment Distribution and Average Hourly Wage in Major Occupational Groups (Fort Collins - Loveland Metropolitan Statistical Area, May 2007)

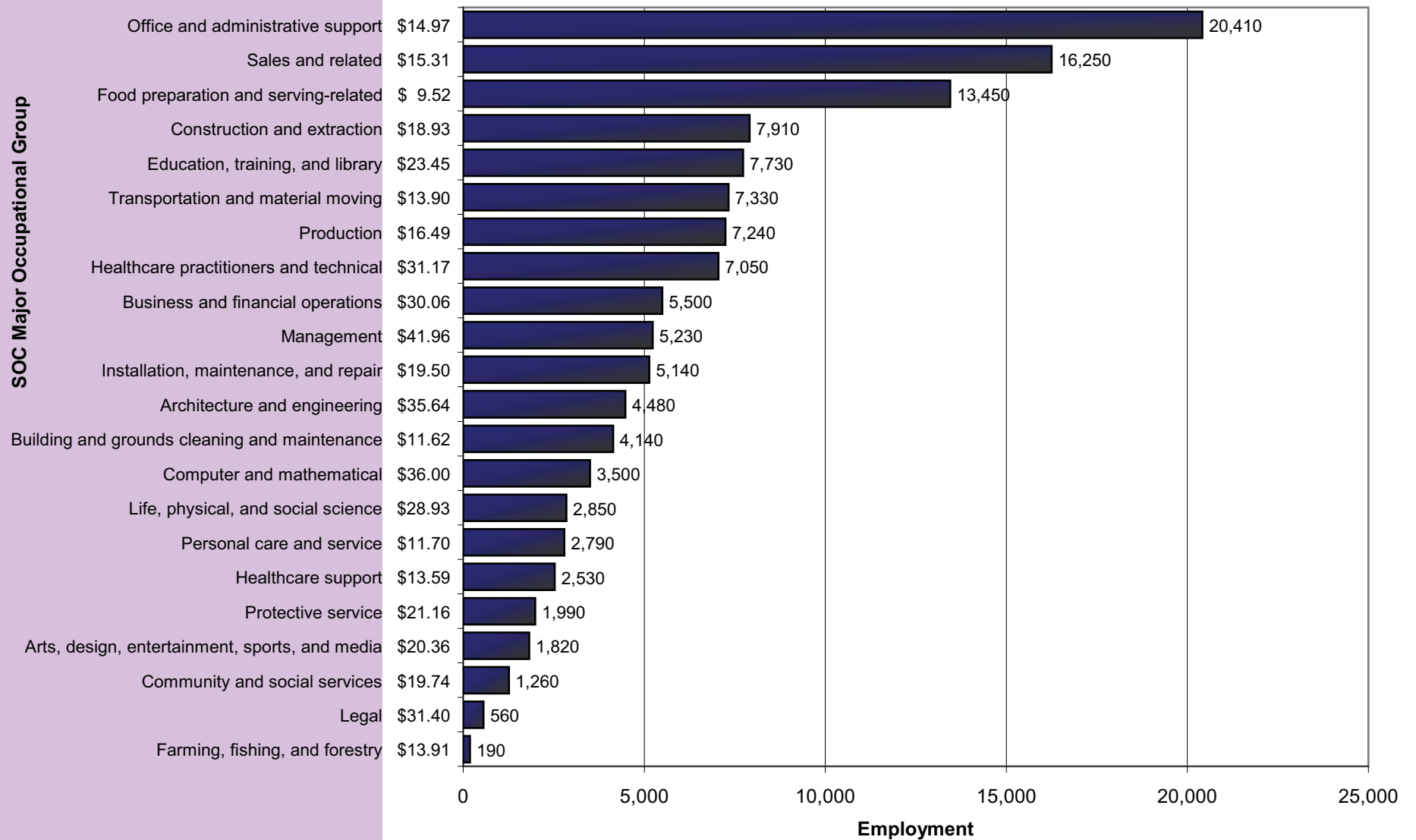


Figure 8b. Employment Distribution and Average Hourly Wage in Major Industry Groups (Fort Collins-Loveland Metropolitan Statistical Area, May 2007)

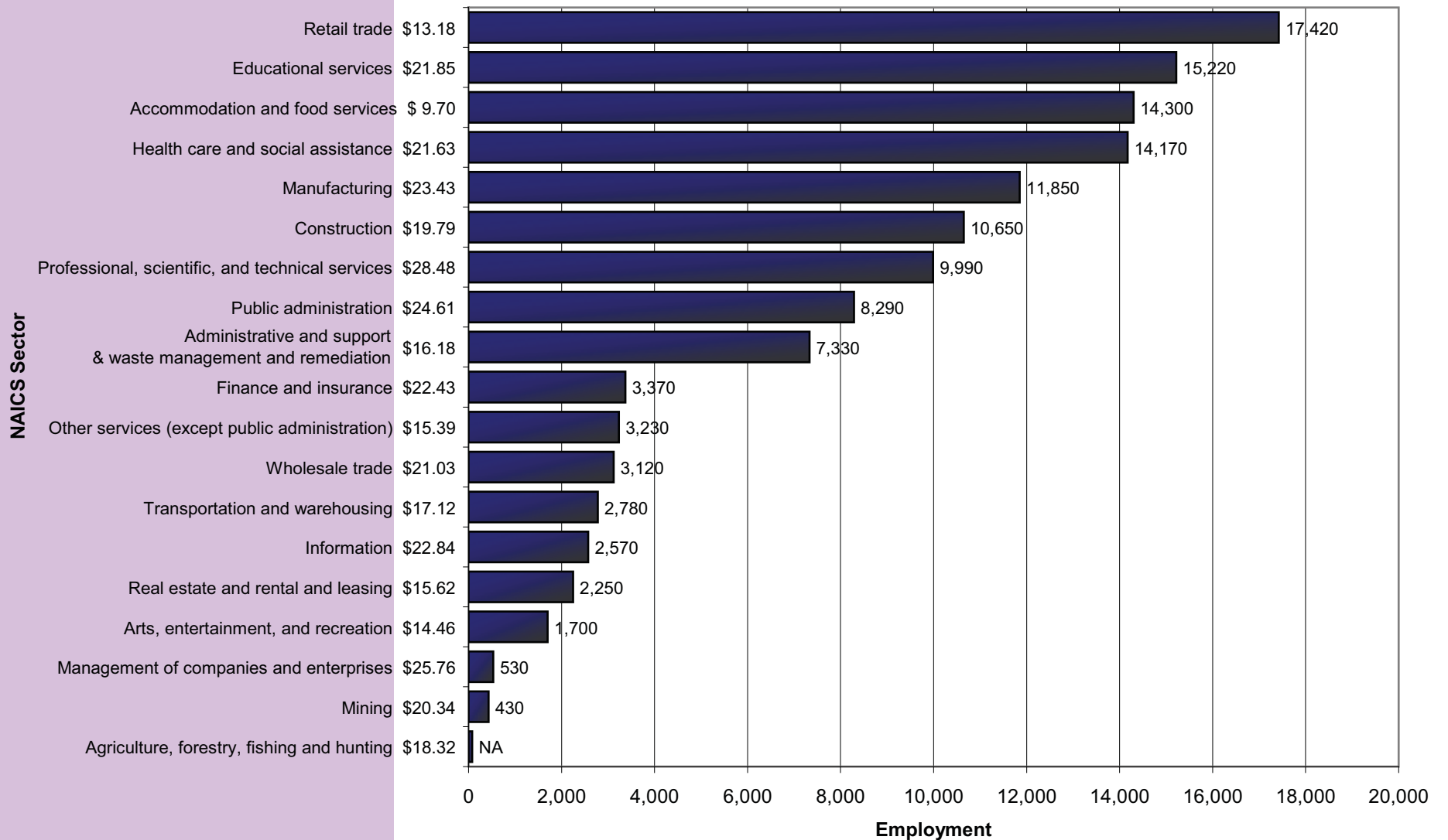
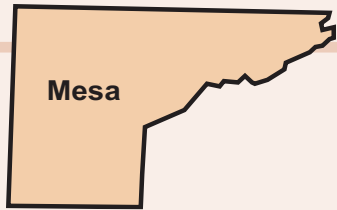


Table 15. Percentile Wages by Industry (Fort Collins-Loveland MSA, May 2007)

NAICS Sector	Average Hourly	Average Annual	PRSE*	10 th Percentile Hourly	10 th Percentile Annual	25 th Percentile Hourly	25 th Percentile Annual	Median Hourly	Median Annual	75 th Percentile Hourly	75 th Percentile Annual	90 th Percentile Hourly	90 th Percentile Annual
Agriculture, forestry, fishing and hunting	\$18.32	\$38,102	12.91	\$8.40	\$17,467	\$10.95	\$22,776	\$14.04	\$29,207	\$24.65	\$51,276	\$36.71	\$76,355
Mining	\$20.34	\$42,297	5.03	\$11.62	\$24,172	\$14.13	\$29,382	\$17.27	\$35,929	\$23.69	\$49,277	\$32.97	\$68,572
Utilities	\$16.22	\$33,737	5.39	\$7.59	\$15,785	\$11.40	\$23,719	\$16.05	\$33,390	\$19.89	\$41,369	\$25.05	\$52,102
Construction	\$19.79	\$41,166	2.31	\$10.61	\$22,063	\$13.17	\$27,401	\$17.19	\$35,754	\$23.14	\$48,139	\$31.30	\$65,100
Manufacturing	\$23.43	\$48,744	3.72	\$10.39	\$21,610	\$13.40	\$27,863	\$19.43	\$40,414	\$28.29	\$58,838	\$43.42	\$90,303
Wholesale trade	\$21.03	\$43,750	5.16	\$8.08	\$16,802	\$10.69	\$22,234	\$15.71	\$32,671	\$24.42	\$50,791	\$37.48	\$77,954
Retail trade	\$13.18	\$27,411	1.71	\$7.29	\$15,170	\$8.25	\$17,163	\$10.46	\$21,752	\$15.03	\$31,267	\$21.41	\$44,523
Transportation and warehousing	\$17.12	\$35,610	2.68	\$8.83	\$18,377	\$12.67	\$26,353	\$17.46	\$36,317	\$20.46	\$42,567	\$24.06	\$50,038
Information	\$22.84	\$47,513	3.79	\$8.71	\$18,108	\$12.89	\$26,804	\$18.77	\$39,035	\$28.32	\$58,911	\$42.29	\$87,960
Finance and insurance	\$22.43	\$46,647	6.01	\$10.07	\$20,955	\$12.55	\$26,099	\$16.75	\$34,834	\$24.35	\$50,643	\$43.16	\$89,769
Real estate and rental and leasing	\$15.62	\$32,482	6.22	\$7.59	\$15,793	\$9.76	\$20,301	\$13.17	\$27,394	\$18.04	\$37,519	\$25.41	\$52,863
Professional, scientific, and technical services	\$28.48	\$59,248	14.3	\$8.50	\$17,677	\$13.20	\$27,460	\$23.08	\$47,999	\$40.55	\$84,345	\$57.31	\$119,205
Management of companies and enterprises	\$25.76	\$53,591	13.7	\$10.21	\$21,245	\$13.54	\$28,166	\$18.38	\$38,225	\$27.67	\$57,559	\$53.35	\$110,969
Administrative and support and waste management and remediation services	\$16.18	\$33,659	4.55	\$8.12	\$16,880	\$9.60	\$19,964	\$12.64	\$26,296	\$18.55	\$38,590	\$28.96	\$60,242
Educational services	\$21.85	\$45,453	5.14	\$10.25	\$21,322	\$13.76	\$28,619	\$19.18	\$39,897	\$26.81	\$55,762	\$36.75	\$76,446
Health care and social assistance	\$21.63	\$44,998	3.34	\$9.37	\$19,485	\$11.77	\$24,484	\$16.33	\$33,957	\$25.96	\$53,988	\$36.41	\$75,738
Arts, entertainment, and recreation	\$14.46	\$30,079	8.45	\$7.06	\$14,694	\$7.70	\$16,006	\$10.22	\$21,266	\$16.87	\$35,100	\$24.65	\$51,276
Accommodation and food services	\$9.70	\$20,184	1.46	\$7.00	\$14,551	\$7.23	\$15,034	\$8.12	\$16,882	\$10.56	\$21,962	\$14.43	\$30,014
Other services (except public administration)	\$15.39	\$32,016	4.14	\$7.67	\$15,955	\$9.14	\$19,011	\$12.21	\$25,402	\$18.73	\$38,956	\$26.28	\$54,655
Public administration	\$24.61	\$51,179	5.57	\$9.96	\$20,722	\$15.34	\$31,907	\$22.81	\$47,452	\$31.37	\$65,259	\$42.93	\$89,293

*Percent relative standard error of the average wage



Mesa

Grand Junction MSA

Figure 9a. Employment Distribution and Average Hourly Wage in Major Occupational Groups (Grand Junction Metropolitan Statistical Area, May 2007)

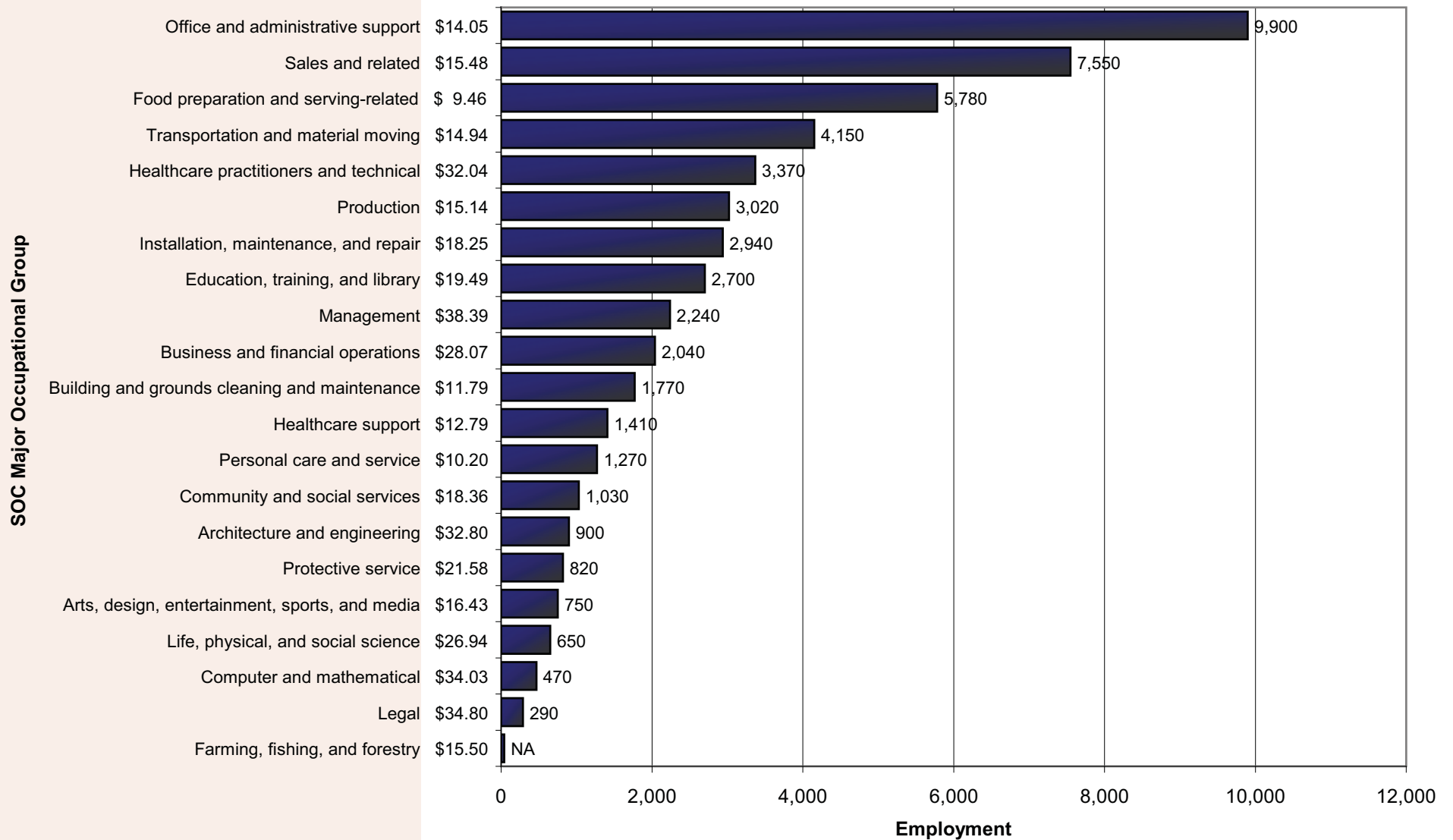


Figure 9b. Employment Distribution and Average Hourly Wage in Major Industry Groups (Grand Junction Metropolitan Statistical Area, May 2007)

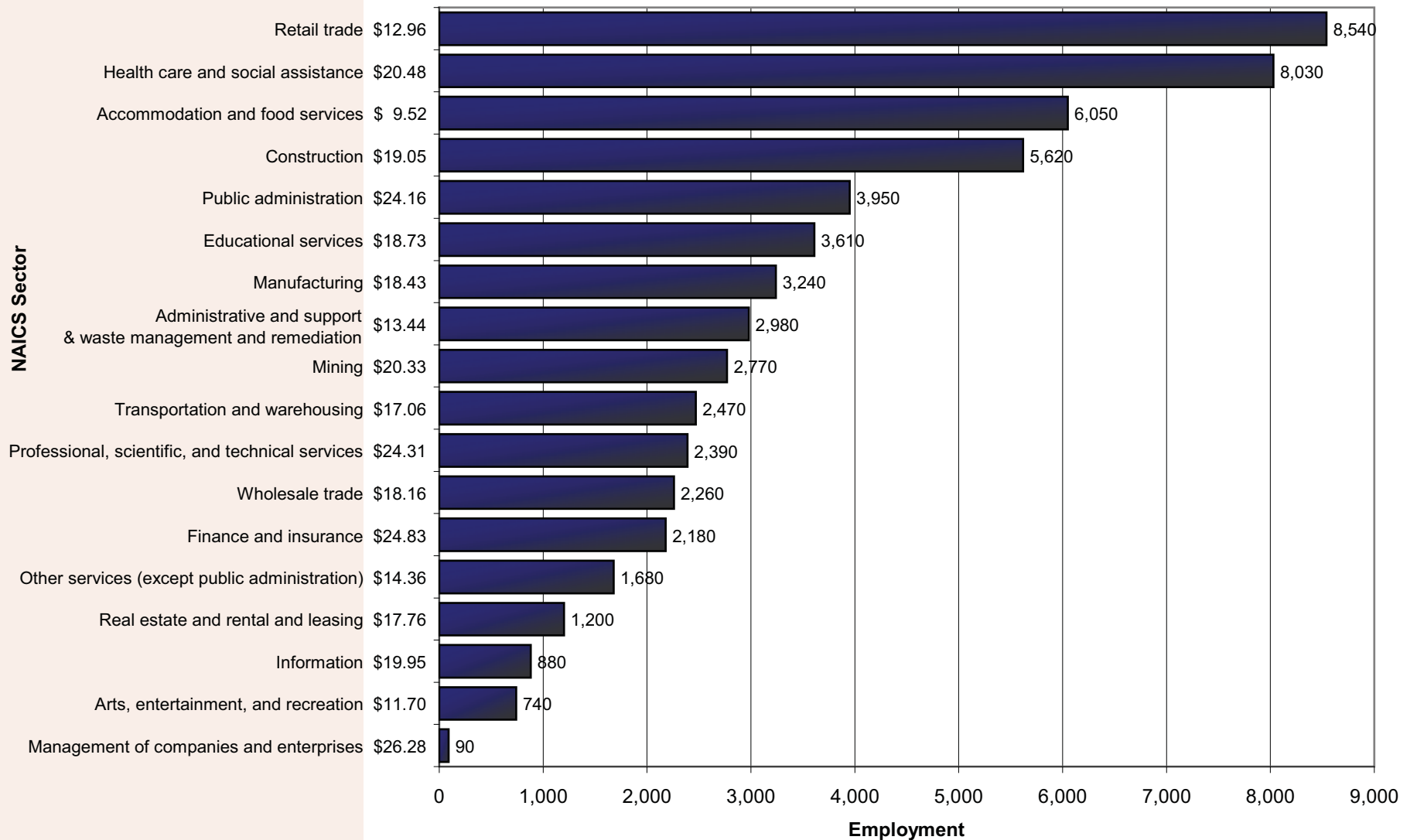


Table 16. Percentile Wages by Industry (Grand Junction MSA, May 2007)

NAICS Sector	Average Hourly	Average Annual	PRSE*	10 th Percentile Hourly	10 th Percentile Annual	25 th Percentile Hourly	25 th Percentile Annual	Median Hourly	Median Annual	75 th Percentile Hourly	75 th Percentile Annual	90 th Percentile Hourly	90 th Percentile Annual
Mining	\$20.33	\$42,283	3.75	\$11.11	\$23,100	\$13.61	\$28,306	\$16.86	\$35,059	\$22.63	\$47,061	\$33.19	\$69,038
Construction	\$19.05	\$39,625	2.16	\$9.82	\$20,436	\$12.85	\$26,728	\$17.18	\$35,733	\$23.28	\$48,427	\$29.82	\$62,020
Manufacturing	\$18.43	\$38,324	2.45	\$8.99	\$18,701	\$11.21	\$23,322	\$14.74	\$30,661	\$20.64	\$42,935	\$31.38	\$65,268
Wholesale trade	\$18.16	\$37,769	3.68	\$8.88	\$18,462	\$11.35	\$23,602	\$15.26	\$31,741	\$21.25	\$44,202	\$30.98	\$64,444
Retail trade	\$12.96	\$26,954	2.83	\$7.23	\$15,036	\$8.17	\$16,988	\$10.59	\$22,023	\$14.37	\$29,897	\$20.65	\$42,947
Transportation and warehousing	\$17.06	\$35,481	4.48	\$8.74	\$18,171	\$10.94	\$22,750	\$14.79	\$30,761	\$21.58	\$44,891	\$26.94	\$56,040
Information	\$19.95	\$41,497	5.7	\$8.37	\$17,419	\$11.70	\$24,344	\$17.75	\$36,920	\$24.75	\$51,471	\$33.63	\$69,942
Finance and insurance	\$24.83	\$51,655	7.9	\$9.83	\$20,438	\$12.34	\$25,675	\$18.32	\$38,098	\$30.70	\$63,851	\$47.52	\$98,852
Real estate and rental and leasing	\$17.76	\$36,948	10.56	\$7.93	\$16,502	\$9.67	\$20,112	\$13.58	\$28,238	\$21.21	\$44,107	\$30.89	\$64,244
Professional, scientific, and technical services	\$24.31	\$50,567	5.55	\$9.37	\$19,499	\$13.43	\$27,942	\$18.68	\$38,864	\$28.46	\$59,195	\$47.01	\$97,781
Management of companies and enterprises	\$26.28	\$54,659	16.98	\$11.30	\$23,495	\$16.47	\$34,249	\$22.01	\$45,790	\$31.31	\$65,135	\$54.54	\$113,449
Administrative and support and waste management and remediation services	\$13.44	\$27,946	3.46	\$7.87	\$16,369	\$8.99	\$18,698	\$11.10	\$23,095	\$15.18	\$31,567	\$22.69	\$47,201
Educational services	\$18.73	\$38,950	1.38	\$9.93	\$20,662	\$12.26	\$25,505	\$17.19	\$35,751	\$24.52	\$51,001	\$29.70	\$61,770
Health care and social assistance	\$20.48	\$42,594	4.7	\$8.58	\$17,839	\$10.77	\$22,398	\$14.85	\$30,893	\$25.24	\$52,498	\$34.74	\$72,254
Arts, entertainment, and recreation	\$11.70	\$24,342	7.49	\$7.15	\$14,864	\$7.76	\$16,144	\$9.68	\$20,143	\$13.68	\$28,458	\$18.09	\$37,622
Accommodation and food services	\$9.52	\$19,805	2	\$6.99	\$14,540	\$7.21	\$14,996	\$8.08	\$16,799	\$10.24	\$21,294	\$13.68	\$28,452
Other services (except public administration)	\$14.36	\$29,862	3.91	\$7.31	\$15,204	\$9.03	\$18,773	\$11.91	\$24,765	\$17.56	\$36,532	\$24.69	\$51,363
Public administration	\$24.16	\$50,249	2.96	\$12.55	\$26,101	\$17.03	\$35,421	\$22.48	\$46,766	\$29.52	\$61,398	\$37.74	\$78,500

*Percent relative standard error of the average wage

Weld

Greeley MSA

Figure 10a. Employment Distribution and Average Hourly Wage in Major Occupational Groups (Greeley Metropolitan Statistical Area, May 2007)

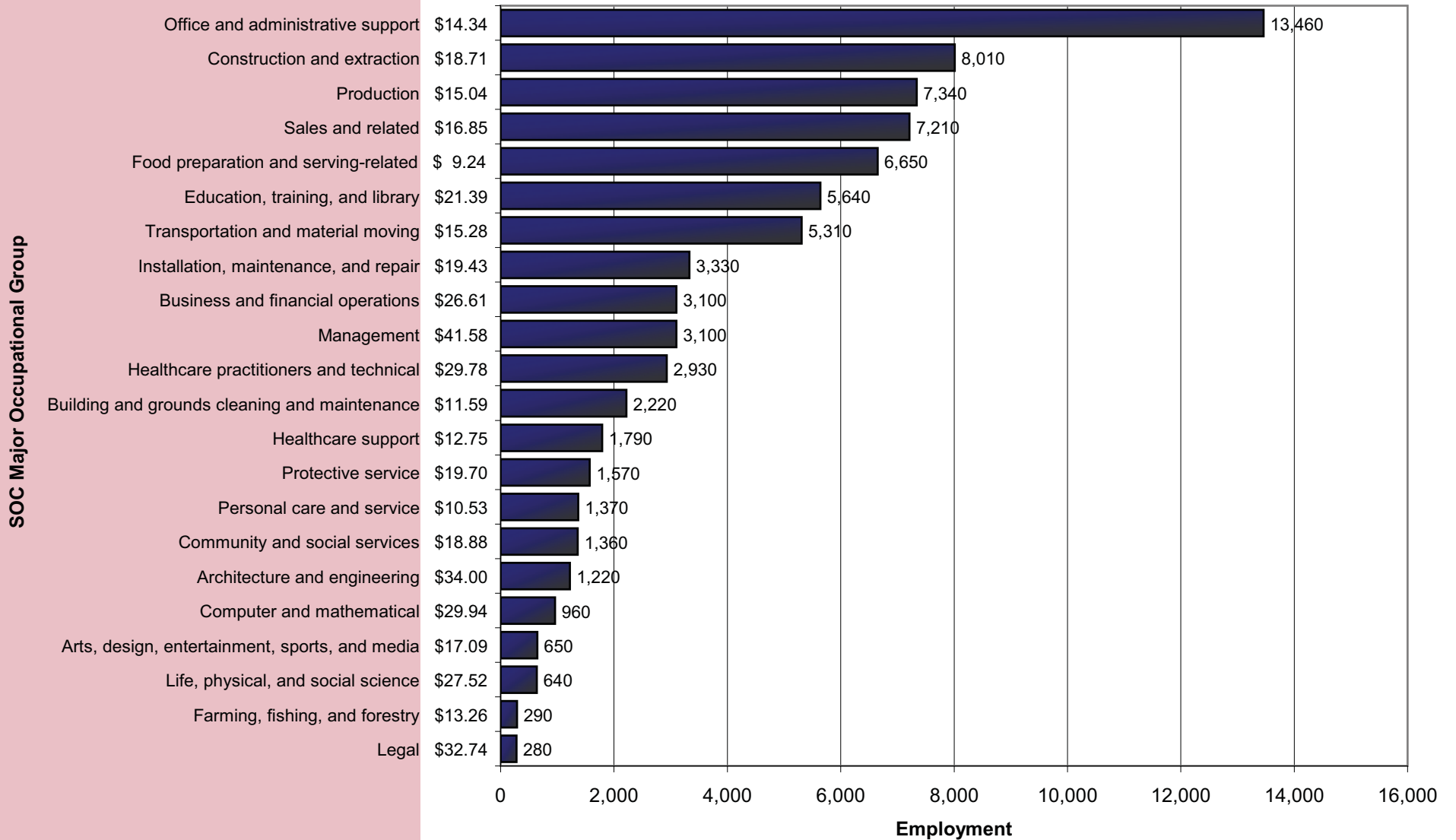


Figure 10b. Employment Distribution and Average Hourly Wage in Major Industry Groups (Greeley Metropolitan Statistical Area, May 2007)

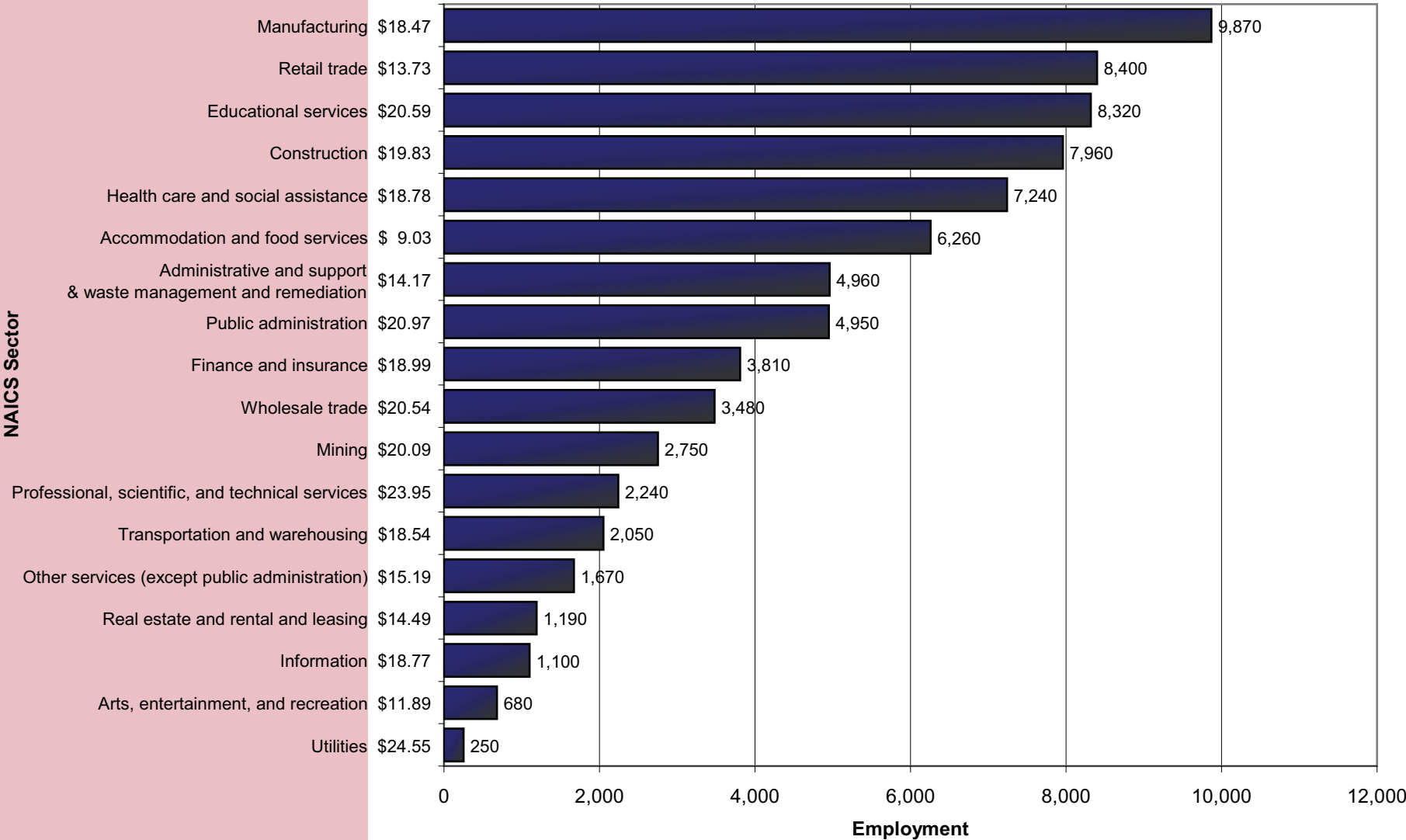
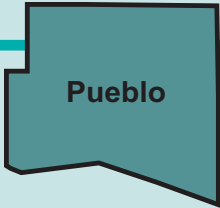


Table 17. Percentile Wages by Industry (Greeley MSA, May 2007)

NAICS Sector	Average Hourly	Average Annual	PRSE*	10 th Percentile Hourly	10 th Percentile Annual	25 th Percentile Hourly	25 th Percentile Annual	Median Hourly	Median Annual	75 th Percentile Hourly	75 th Percentile Annual	90 th Percentile Hourly	90 th Percentile Annual
Agriculture, forestry, fishing and hunting	\$15.06	\$31,315	19.22	\$7.00	\$14,566	\$7.23	\$15,045	\$11.65	\$24,227	\$18.52	\$38,517	\$35.24	\$73,290
Mining	\$20.09	\$41,784	4.39	\$10.51	\$21,868	\$13.07	\$27,182	\$16.70	\$34,726	\$23.72	\$49,342	\$33.18	\$69,021
Utilities	\$24.55	\$51,066	6.85	\$8.72	\$18,130	\$16.80	\$34,950	\$24.75	\$51,485	\$31.66	\$65,854	\$37.71	\$78,445
Construction	\$19.83	\$41,243	1.77	\$10.71	\$22,278	\$13.48	\$28,047	\$17.45	\$36,297	\$23.08	\$48,014	\$31.54	\$65,598
Manufacturing	\$18.47	\$38,410	4.22	\$10.24	\$21,292	\$11.96	\$24,869	\$15.04	\$31,287	\$20.93	\$43,530	\$30.65	\$63,748
Wholesale trade	\$20.54	\$42,722	3.82	\$9.87	\$20,538	\$12.25	\$25,472	\$17.05	\$35,459	\$25.06	\$52,116	\$36.92	\$76,799
Retail trade	\$13.73	\$28,548	2.53	\$7.23	\$15,031	\$8.21	\$17,086	\$10.81	\$22,480	\$15.77	\$32,792	\$22.59	\$46,994
Transportation and warehousing	\$18.54	\$38,553	3.13	\$10.45	\$21,739	\$13.43	\$27,942	\$17.33	\$36,054	\$22.01	\$45,782	\$26.95	\$56,062
Information	\$18.77	\$39,049	5.75	\$8.53	\$17,740	\$11.14	\$23,173	\$15.74	\$32,730	\$22.86	\$47,548	\$30.88	\$64,227
Finance and insurance	\$18.99	\$39,508	6.69	\$8.98	\$18,670	\$11.58	\$24,094	\$14.79	\$30,757	\$21.17	\$44,038	\$32.53	\$67,666
Real estate and rental and leasing	\$14.49	\$30,135	6.23	\$7.18	\$14,942	\$8.34	\$17,339	\$12.33	\$25,651	\$17.34	\$36,065	\$24.07	\$50,075
Professional, scientific, and technical services	\$23.95	\$49,824	10.85	\$9.40	\$19,558	\$12.05	\$25,062	\$17.72	\$36,868	\$31.10	\$64,684	\$45.83	\$95,333
Administrative and support and waste management and remediation services	\$14.17	\$29,465	4.63	\$7.65	\$15,910	\$8.99	\$18,708	\$11.94	\$24,832	\$15.69	\$32,633	\$23.52	\$48,927
Educational services	\$20.59	\$42,830	3.2	\$9.60	\$19,968	\$13.00	\$27,036	\$18.09	\$37,633	\$25.73	\$53,513	\$35.22	\$73,267
Health care and social assistance	\$18.78	\$39,055	4.86	\$8.55	\$17,783	\$10.68	\$22,204	\$14.40	\$29,947	\$23.93	\$49,774	\$34.64	\$72,042
Arts, entertainment, and recreation	\$11.89	\$24,727	4.47	\$7.15	\$14,879	\$7.84	\$16,304	\$10.41	\$21,657	\$12.84	\$26,701	\$18.66	\$38,807
Accommodation and food services	\$9.03	\$18,789	1.93	\$6.96	\$14,484	\$7.13	\$14,837	\$7.67	\$15,950	\$9.53	\$19,825	\$11.93	\$24,807
Other services (except public administration)	\$15.19	\$31,589	4.68	\$7.35	\$15,287	\$8.88	\$18,467	\$12.72	\$26,461	\$18.12	\$37,689	\$24.19	\$50,305
Public administration	\$20.97	\$43,624	3.07	\$10.32	\$21,465	\$14.32	\$29,777	\$19.32	\$40,183	\$25.58	\$53,205	\$34.08	\$70,881

*Percent relative standard error of the average wage



Pueblo

Pueblo MSA

Figure 11a. Employment Distribution and Average Hourly Wage in Major Occupational Groups (Pueblo Metropolitan Statistical Area, May 2007)

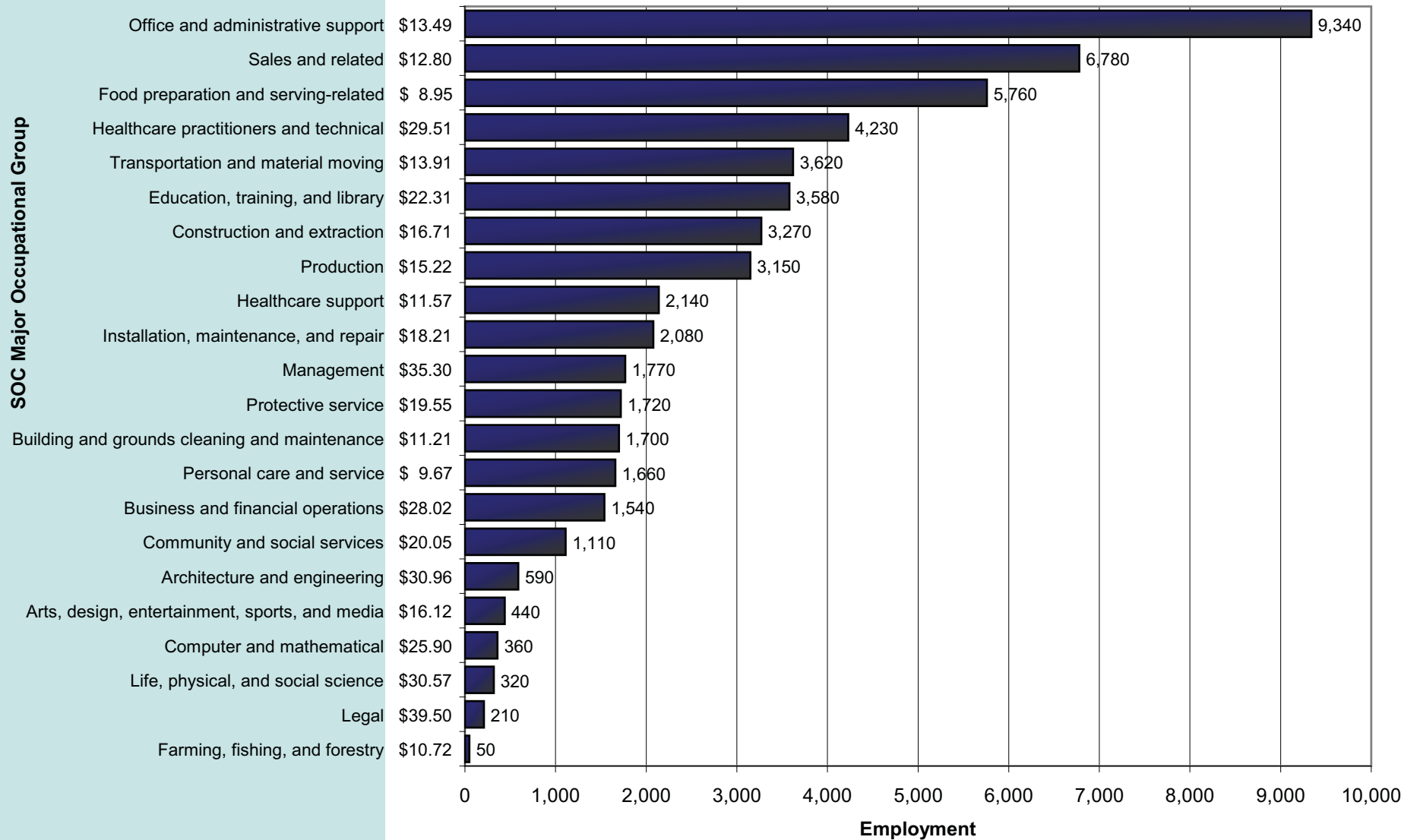


Figure 11b. Employment Distribution and Average Hourly Wage in Major Industry Groups (Pueblo Metropolitan Statistical Area, May 2007)

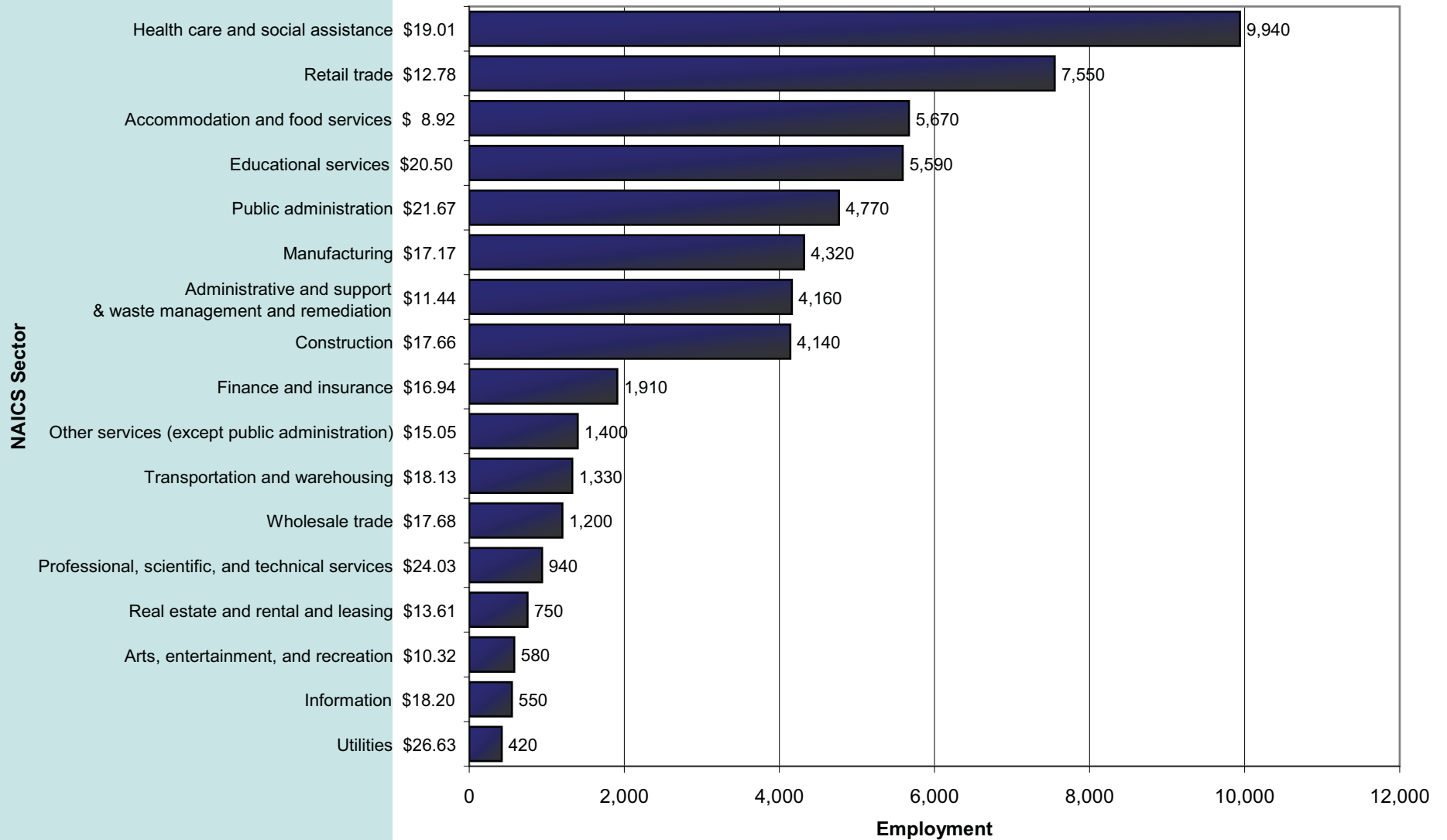
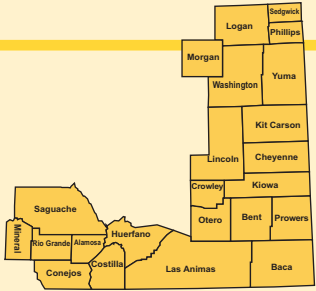


Table 18. Percentile Wages by Industry (Pueblo MSA, May 2007)

NAICS Sector	Average Hourly	Average Annual	PRSE*	10 th Percentile Hourly	10 th Percentile Annual	25 th Percentile Hourly	25 th Percentile Annual	Median Hourly	Median Annual	75 th Percentile Hourly	75 th Percentile Annual	90 th Percentile Hourly	90 th Percentile Annual
Mining	\$17.52	\$36,444	5.25	\$9.22	\$19,169	\$13.32	\$27,697	\$15.95	\$33,172	\$19.01	\$39,550	\$30.48	\$63,407
Utilities	\$26.63	\$55,395	5.2	\$13.97	\$29,061	\$19.98	\$41,560	\$27.00	\$56,167	\$31.84	\$66,224	\$39.35	\$81,851
Construction	\$17.66	\$36,735	4.77	\$9.60	\$19,973	\$11.80	\$24,552	\$15.04	\$31,279	\$21.10	\$43,889	\$28.92	\$60,146
Manufacturing	\$17.17	\$35,722	3.51	\$8.51	\$17,692	\$11.20	\$23,295	\$14.83	\$30,849	\$19.69	\$40,949	\$29.22	\$60,771
Wholesale trade	\$17.68	\$36,780	3.71	\$8.89	\$18,492	\$11.13	\$23,141	\$15.04	\$31,277	\$21.48	\$44,682	\$29.93	\$62,260
Retail trade	\$12.78	\$26,591	2.09	\$7.18	\$14,943	\$7.99	\$16,615	\$10.01	\$20,814	\$14.72	\$30,612	\$20.47	\$42,581
Transportation and warehousing	\$18.13	\$37,713	1.83	\$11.32	\$23,544	\$14.25	\$29,639	\$17.47	\$36,331	\$20.61	\$42,867	\$25.05	\$52,108
Information	\$18.20	\$37,850	2.29	\$7.54	\$15,690	\$11.08	\$23,037	\$16.30	\$33,913	\$23.50	\$48,884	\$29.85	\$62,091
Finance and insurance	\$16.94	\$35,231	7.47	\$8.25	\$17,157	\$9.81	\$20,395	\$13.65	\$28,395	\$19.60	\$40,764	\$29.00	\$60,315
Real estate and rental and leasing	\$13.61	\$28,308	8.66	\$7.11	\$14,795	\$7.60	\$15,809	\$9.88	\$20,543	\$14.25	\$29,645	\$26.40	\$54,905
Professional, scientific, and technical services	\$24.03	\$49,988	7.72	\$8.68	\$18,050	\$11.62	\$24,170	\$16.69	\$34,716	\$28.14	\$58,538	\$43.94	\$91,394
Administrative and support and waste management and remediation services	\$11.44	\$23,799	3.46	\$7.57	\$15,745	\$8.24	\$17,147	\$9.47	\$19,692	\$12.39	\$25,773	\$17.81	\$37,044
Educational services	\$20.50	\$42,640	4.55	\$9.50	\$19,755	\$13.21	\$27,475	\$18.18	\$37,815	\$24.97	\$51,932	\$32.33	\$67,244
Health care and social assistance	\$19.01	\$39,537	2.73	\$7.83	\$16,279	\$9.72	\$20,218	\$14.22	\$29,585	\$24.18	\$50,298	\$33.09	\$68,822
Arts, entertainment, and recreation	\$10.32	\$21,465	2.8	\$7.05	\$14,662	\$7.34	\$15,276	\$8.37	\$17,417	\$11.46	\$23,833	\$15.23	\$31,673
Accommodation and food services	\$8.92	\$18,545	1.92	\$6.96	\$14,486	\$7.14	\$14,842	\$7.56	\$15,721	\$9.06	\$18,840	\$11.87	\$24,694
Other services (except public administration)	\$15.05	\$31,305	6.91	\$7.36	\$15,305	\$8.55	\$17,786	\$11.38	\$23,668	\$17.58	\$36,564	\$26.31	\$54,725
Public administration	\$21.67	\$45,072	1.95	\$11.99	\$24,949	\$15.23	\$31,689	\$19.74	\$41,051	\$27.10	\$56,373	\$34.59	\$71,953

*Percent relative standard error of the average wage



Eastern & Southern

Figure 12a. Employment Distribution and Average Hourly Wage in Major Occupational Groups (Eastern and Southern Colorado Balance of State Area, May 2007)

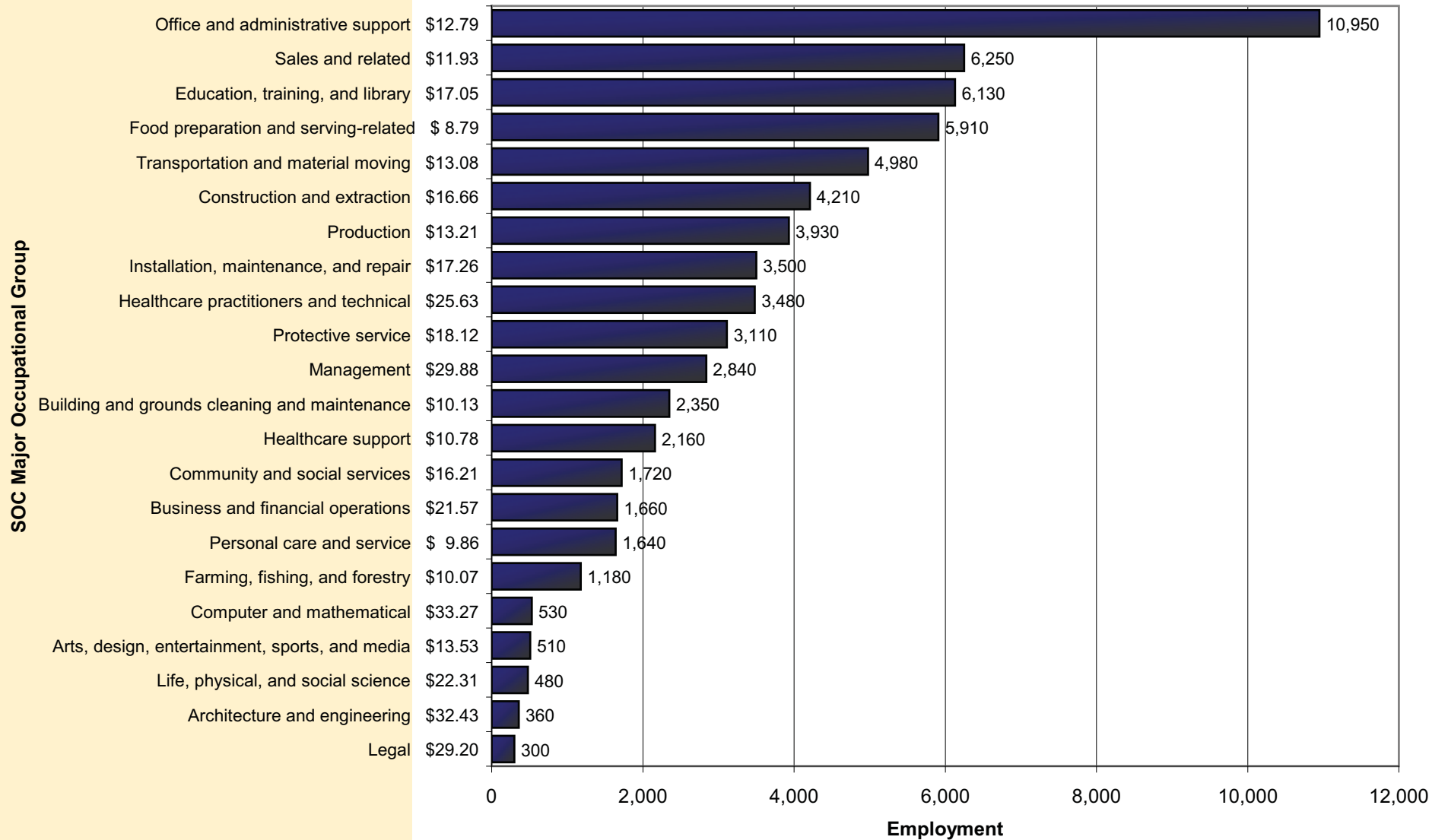


Figure 12b. Employment Distribution and Average Hourly Wage in Major Industry Groups (Eastern and Southern Colorado Balance of State Area, May 2007)

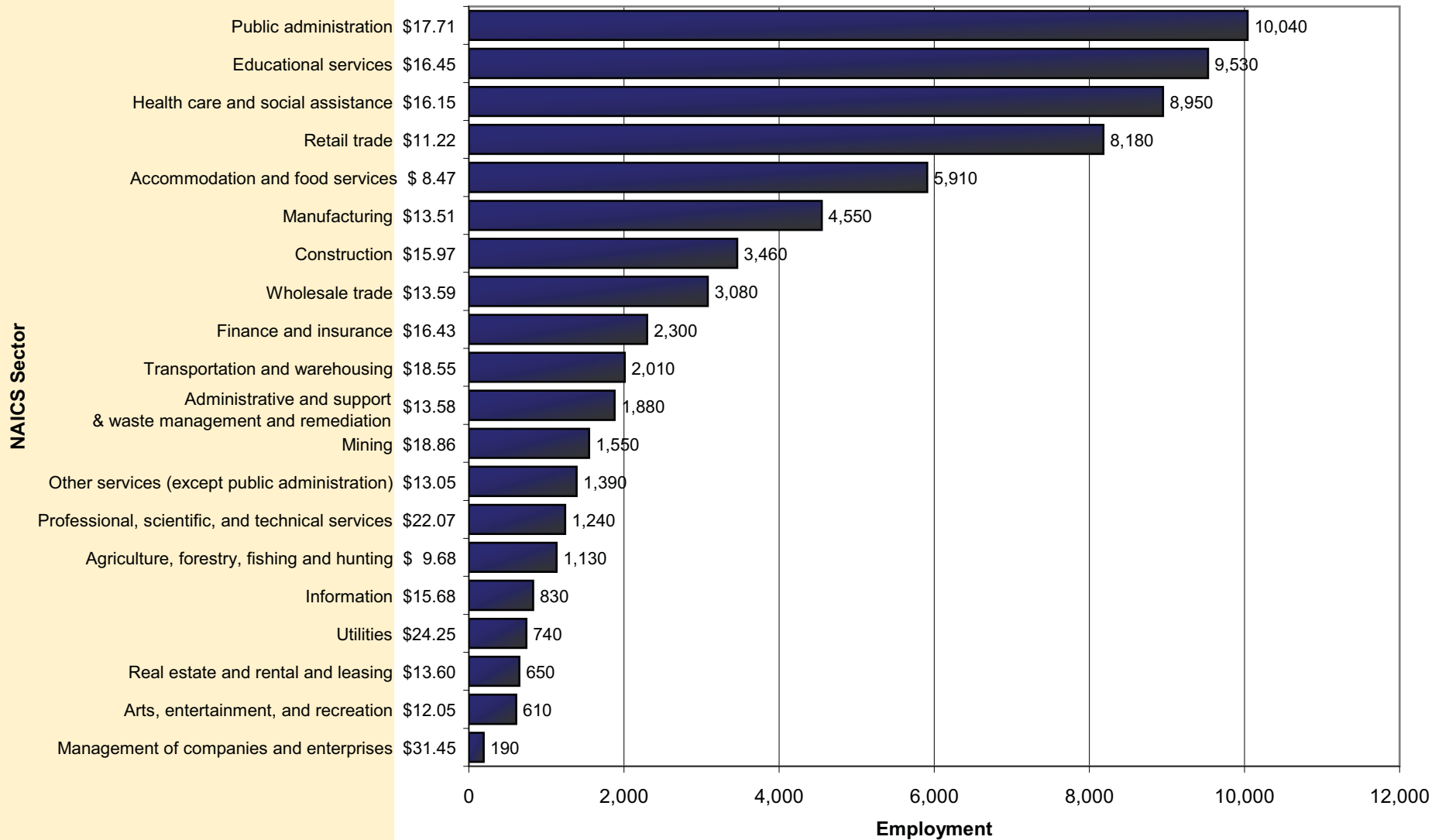
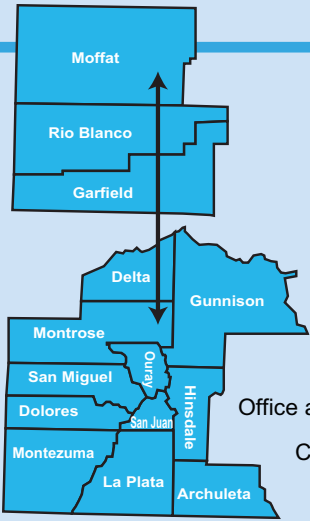


Table 19. Percentile Wages by Industry (Eastern and Southern Colorado BOS Area, May 2007)

NAICS Sector	Average Hourly	Average Annual	PRSE*	10 th Percentile Hourly	10 th Percentile Annual	25 th Percentile Hourly	25 th Percentile Annual	Median Hourly	Median Annual	75 th Percentile Hourly	75 th Percentile Annual	90 th Percentile Hourly	90 th Percentile Annual
Agriculture, forestry, fishing and hunting	\$9.68	\$20,143	4.63	\$6.96	\$14,481	\$7.13	\$14,831	\$7.55	\$15,698	\$9.14	\$19,020	\$16.51	\$34,350
Mining	\$18.86	\$39,236	3.65	\$10.03	\$20,865	\$12.67	\$26,354	\$16.57	\$34,455	\$21.73	\$45,206	\$30.24	\$62,905
Utilities	\$24.25	\$50,441	2.97	\$13.63	\$28,350	\$19.34	\$40,235	\$24.53	\$51,022	\$28.74	\$59,784	\$32.46	\$67,511
Construction	\$15.97	\$33,210	2.45	\$9.24	\$19,227	\$11.26	\$23,412	\$14.21	\$29,547	\$18.46	\$38,395	\$26.85	\$55,847
Manufacturing	\$13.51	\$28,094	2.2	\$8.27	\$17,196	\$10.18	\$21,180	\$11.87	\$24,698	\$14.82	\$30,820	\$19.76	\$41,104
Wholesale trade	\$13.59	\$28,258	3.68	\$7.12	\$14,818	\$7.94	\$16,518	\$11.12	\$23,128	\$15.60	\$32,450	\$23.67	\$49,238
Retail trade	\$11.22	\$23,345	1.93	\$7.04	\$14,651	\$7.45	\$15,487	\$9.03	\$18,793	\$12.36	\$25,701	\$17.81	\$37,042
Transportation and warehousing	\$18.55	\$38,581	4.14	\$8.65	\$18,002	\$12.13	\$25,222	\$18.77	\$39,038	\$23.39	\$48,642	\$29.48	\$61,309
Information	\$15.68	\$32,621	7.47	\$7.21	\$15,006	\$8.36	\$17,395	\$11.46	\$23,838	\$19.89	\$41,367	\$30.62	\$63,682
Finance and insurance	\$16.43	\$34,178	3.6	\$8.34	\$17,356	\$9.84	\$20,460	\$13.10	\$27,242	\$18.73	\$38,949	\$29.88	\$62,141
Real estate and rental and leasing	\$13.60	\$28,289	6.24	\$7.08	\$14,737	\$7.85	\$16,328	\$11.23	\$23,363	\$15.05	\$31,309	\$20.88	\$43,431
Professional, scientific, and technical services	\$22.07	\$45,916	21.75	\$7.27	\$15,118	\$10.32	\$21,468	\$15.52	\$32,282	\$29.36	\$61,074	\$46.36	\$96,428
Management of companies and enterprises	\$31.45	\$65,407	23.99	\$8.96	\$18,628	\$11.57	\$24,061	\$19.36	\$40,269	\$37.28	\$77,542	NA	NA
Administrative and support and waste management and remediation services	\$13.58	\$28,249	4.32	\$8.13	\$16,914	\$9.59	\$19,953	\$12.00	\$24,956	\$15.77	\$32,799	\$21.44	\$44,603
Educational services	\$16.45	\$34,220	0.9	\$8.75	\$18,208	\$11.92	\$24,791	\$15.50	\$32,247	\$19.61	\$40,793	\$24.68	\$51,334
Health care and social assistance	\$16.15	\$33,583	1.85	\$7.70	\$16,022	\$9.23	\$19,197	\$12.16	\$25,293	\$19.19	\$39,923	\$28.56	\$59,401
Arts, entertainment, and recreation	\$12.05	\$25,071	4.83	\$7.21	\$15,003	\$8.01	\$16,668	\$9.53	\$19,823	\$14.57	\$30,296	\$19.44	\$40,427
Accommodation and food services	\$8.47	\$17,616	1.56	\$6.95	\$14,451	\$7.09	\$14,756	\$7.45	\$15,494	\$8.74	\$18,186	\$11.22	\$23,335
Other services (except public administration)	\$13.05	\$27,147	4.49	\$7.19	\$14,954	\$8.29	\$17,251	\$11.09	\$23,077	\$15.98	\$33,246	\$21.70	\$45,144
Public administration	\$17.71	\$36,843	6.29	\$8.52	\$17,723	\$11.97	\$24,894	\$16.37	\$34,050	\$22.01	\$45,786	\$28.74	\$59,774

*Percent relative standard error of the average wage



Western

Figure 13a. Employment Distribution and Average Hourly Wage in Major Occupational Groups (Western Colorado Balance of State Area, May 2007)

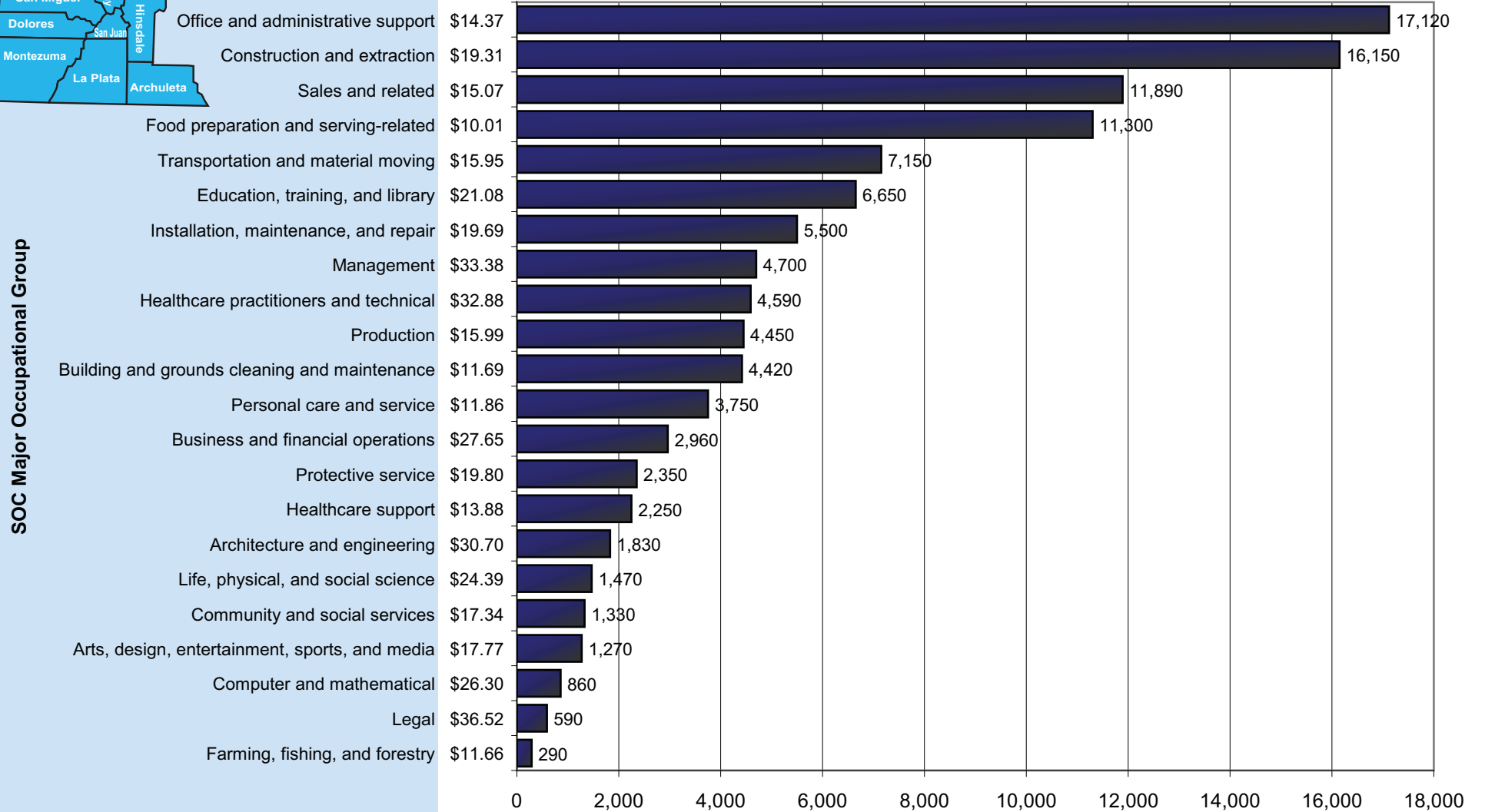


Figure 13b. Employment Distribution and Average Hourly Wage in Major Industry Groups (Western Colorado Balance of State Area, May 2007)

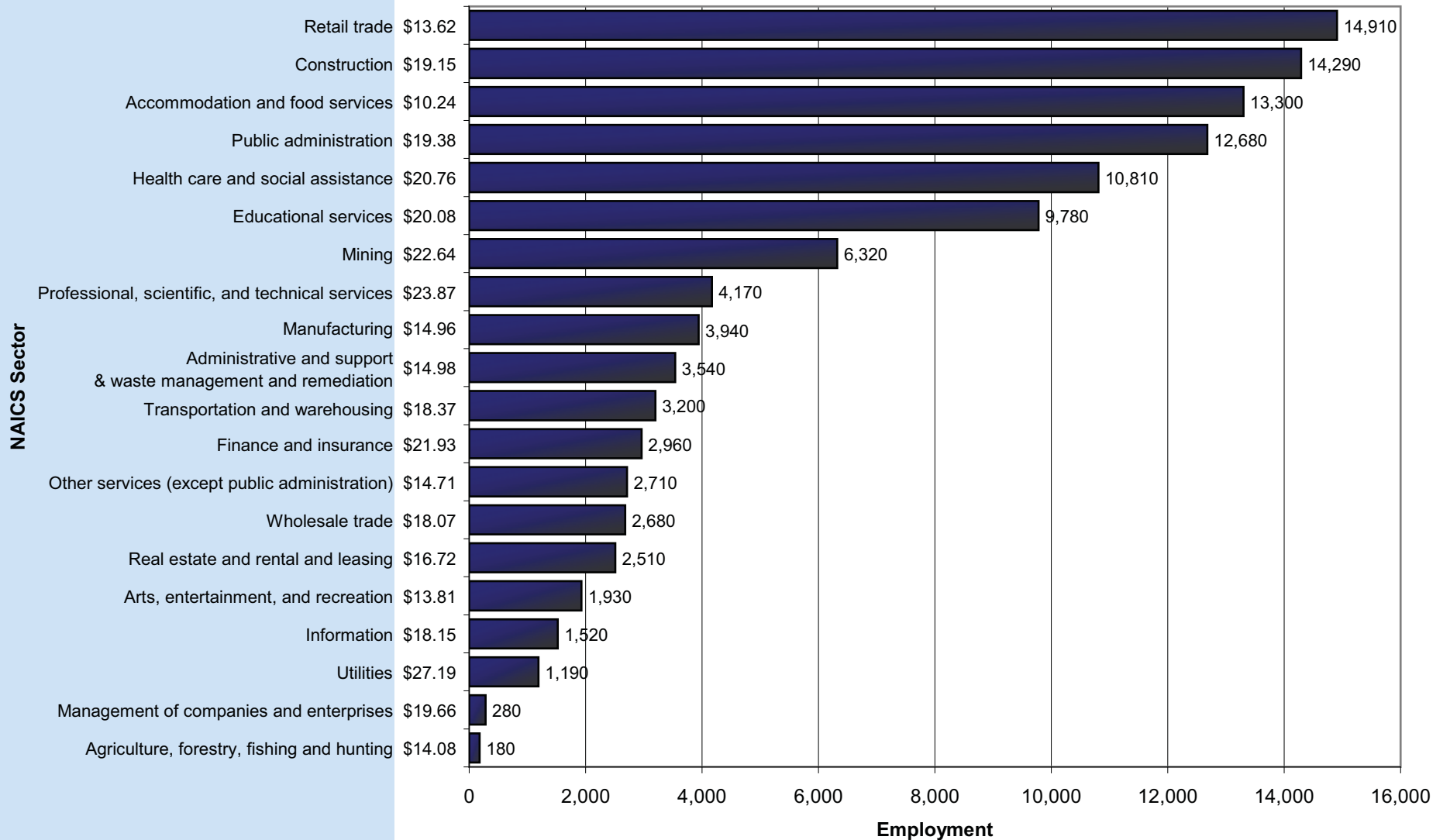
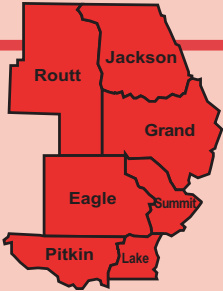


Table 20. Percentile Wages by Industry (Western Colorado BOS Area, May 2007)

NAICS Sector	Average Hourly	Average Annual	PRSE*	10 th Percentile Hourly	10 th Percentile Annual	25 th Percentile Hourly	25 th Percentile Annual	Median Hourly	Median Annual	75 th Percentile Hourly	75 th Percentile Annual	90 th Percentile Hourly	90 th Percentile Annual
Agriculture, forestry, fishing and hunting	\$14.08	\$29,283	10.73	\$7.81	\$16,241	\$9.87	\$20,525	\$12.16	\$25,290	\$16.02	\$33,324	\$23.77	\$49,436
Mining	\$22.64	\$47,086	3.79	\$13.12	\$27,287	\$15.66	\$32,568	\$20.64	\$42,938	\$27.17	\$56,523	\$35.12	\$73,039
Utilities	\$27.19	\$56,551	1.94	\$15.74	\$32,742	\$20.75	\$43,154	\$26.91	\$55,971	\$32.96	\$68,563	\$39.38	\$81,909
Construction	\$19.15	\$39,826	2.35	\$10.53	\$21,895	\$13.15	\$27,350	\$17.25	\$35,878	\$23.06	\$47,963	\$30.11	\$62,623
Manufacturing	\$14.96	\$31,111	1.76	\$8.48	\$17,647	\$10.74	\$22,344	\$13.60	\$28,293	\$17.20	\$35,785	\$22.88	\$47,589
Wholesale trade	\$18.07	\$37,587	4.21	\$8.93	\$18,584	\$11.23	\$23,349	\$15.11	\$31,431	\$21.20	\$44,088	\$30.19	\$62,798
Retail trade	\$13.62	\$28,327	1.52	\$7.77	\$16,164	\$9.16	\$19,057	\$11.31	\$23,520	\$15.10	\$31,416	\$21.65	\$45,022
Transportation and warehousing	\$18.37	\$38,213	3.26	\$9.71	\$20,201	\$12.98	\$27,001	\$17.70	\$36,816	\$22.45	\$46,686	\$27.81	\$57,848
Information	\$18.15	\$37,756	5.88	\$7.26	\$15,101	\$9.63	\$20,028	\$14.87	\$30,927	\$23.12	\$48,096	\$31.48	\$65,480
Finance and insurance	\$21.93	\$45,612	7.11	\$9.74	\$20,256	\$11.37	\$23,652	\$14.67	\$30,512	\$22.86	\$47,543	\$44.62	\$92,805
Real estate and rental and leasing	\$16.72	\$34,786	4.37	\$8.65	\$17,993	\$10.67	\$22,197	\$14.19	\$29,508	\$19.89	\$41,367	\$28.92	\$60,164
Professional, scientific, and technical services	\$23.87	\$49,655	6.06	\$9.86	\$20,518	\$14.03	\$29,177	\$18.99	\$39,498	\$27.95	\$58,138	\$38.94	\$80,991
Management of companies and enterprises	\$19.66	\$40,891	8.3	\$10.23	\$21,280	\$12.35	\$25,683	\$15.06	\$31,319	\$24.47	\$50,908	\$34.62	\$72,006
Administrative and support and waste management and remediation services	\$14.98	\$31,156	4.52	\$7.55	\$15,699	\$9.78	\$20,337	\$12.75	\$26,524	\$18.67	\$38,840	\$24.70	\$51,369
Educational services	\$20.08	\$41,762	3.24	\$10.50	\$21,833	\$13.24	\$27,547	\$17.66	\$36,729	\$23.26	\$48,373	\$30.53	\$63,492
Health care and social assistance	\$20.76	\$43,190	4.05	\$8.57	\$17,815	\$11.01	\$22,901	\$15.18	\$31,578	\$23.89	\$49,684	\$34.86	\$72,499
Arts, entertainment, and recreation	\$13.81	\$28,716	3.37	\$7.81	\$16,240	\$9.00	\$18,723	\$12.21	\$25,392	\$15.74	\$32,736	\$22.14	\$46,053
Accommodation and food services	\$10.24	\$21,304	1.71	\$7.01	\$14,577	\$7.30	\$15,177	\$8.57	\$17,829	\$11.31	\$23,526	\$15.65	\$32,547
Other services (except public administration)	\$14.71	\$30,597	5.57	\$7.47	\$15,542	\$8.93	\$18,565	\$12.11	\$25,194	\$18.17	\$37,801	\$25.65	\$53,355
Public administration	\$19.38	\$40,307	2.96	\$9.16	\$19,049	\$12.75	\$26,527	\$17.55	\$36,503	\$24.27	\$50,488	\$31.89	\$66,322

*Percent relative standard error of the average wage



North Central

Figure 14a. Employment Distribution and Average Hourly Wage in Major Occupational Groups (North Central Colorado Balance of State Area, May 2007)

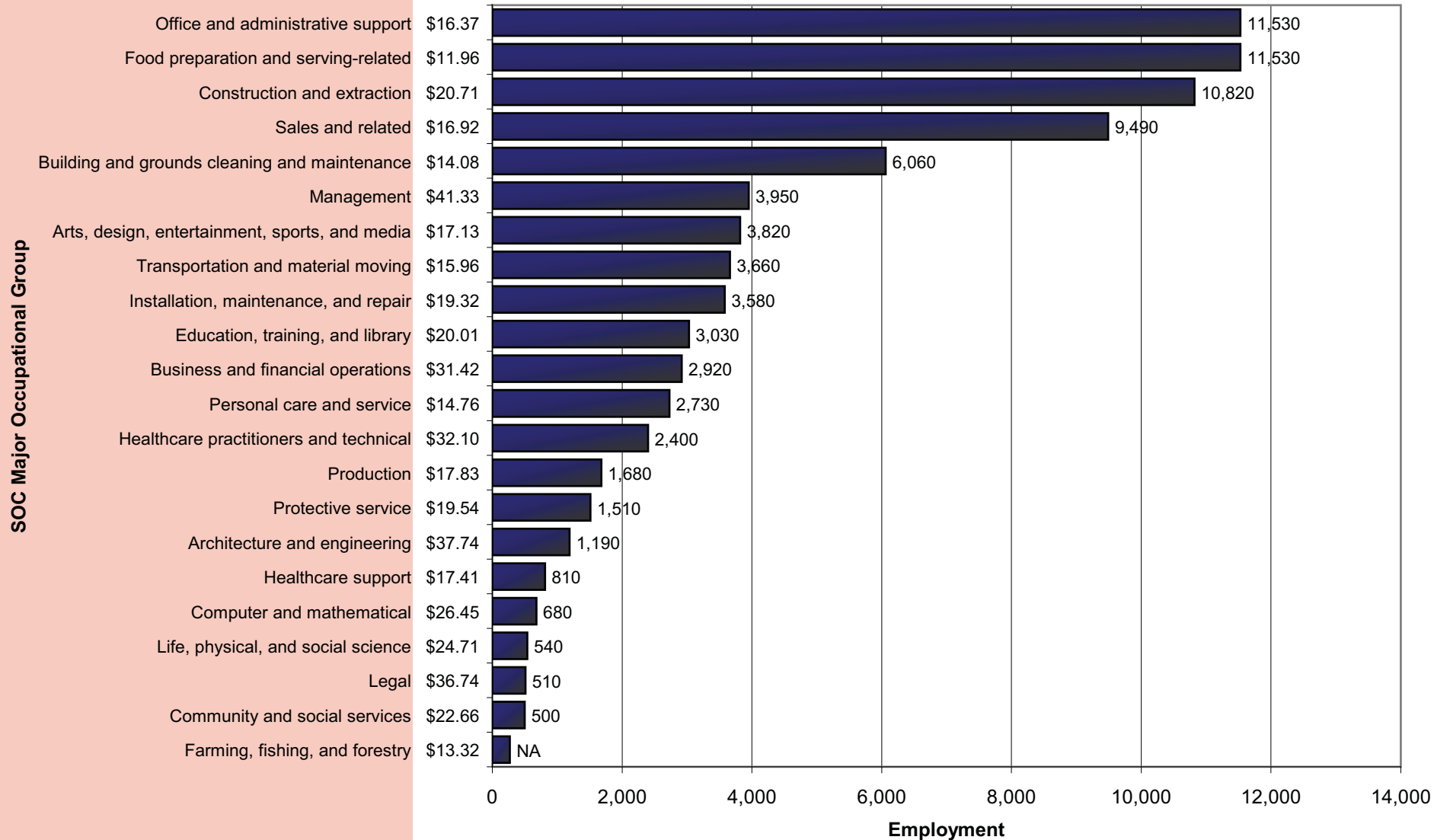


Figure 14b. Employment Distribution and Average Hourly Wage in Major Industry Groups (North Central Colorado Balance of State Area, May 2007)

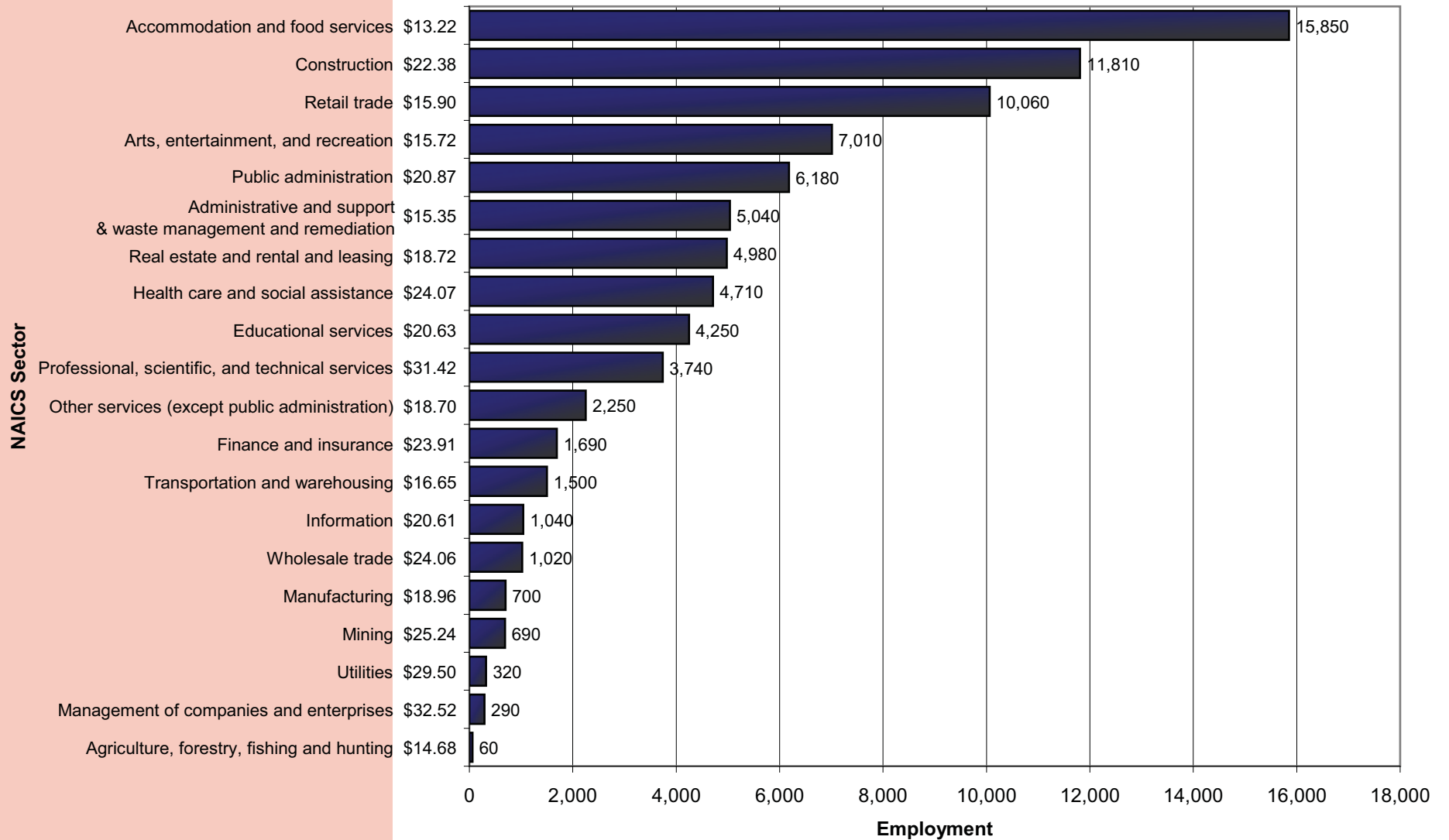
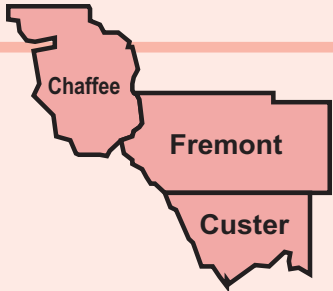


Table 21. Percentile Wages by Industry (North Central Colorado BOS Area, May 2007)

NAICS Sector	Average Hourly	Average Annual	PRSE*	10 th Percentile Hourly	10 th Percentile Annual	25 th Percentile Hourly	25 th Percentile Annual	Median Hourly	Median Annual	75 th Percentile Hourly	75 th Percentile Annual	90 th Percentile Hourly	90 th Percentile Annual
Agriculture, forestry, fishing and hunting	\$14.68	\$30,538	7.94	\$8.65	\$17,987	\$10.40	\$21,631	\$14.27	\$29,678	\$17.92	\$37,282	\$21.00	\$43,686
Mining	\$25.24	\$52,496	4	\$16.04	\$33,370	\$20.44	\$42,520	\$26.31	\$54,721	\$29.11	\$60,548	\$30.82	\$64,107
Utilities	\$29.50	\$61,370	3.06	\$20.45	\$42,537	\$24.51	\$50,978	\$28.63	\$59,559	\$33.81	\$70,321	\$38.99	\$81,092
Construction	\$22.38	\$46,543	2.33	\$12.08	\$25,128	\$15.23	\$31,681	\$20.21	\$42,033	\$26.61	\$55,344	\$34.79	\$72,371
Manufacturing	\$18.96	\$39,443	6.96	\$9.62	\$20,002	\$11.94	\$24,839	\$17.39	\$36,176	\$22.48	\$46,767	\$27.67	\$57,544
Wholesale trade	\$24.06	\$50,047	4.63	\$10.76	\$22,371	\$14.21	\$29,567	\$18.83	\$39,161	\$28.84	\$59,984	\$43.70	\$90,891
Retail trade	\$15.90	\$33,074	2.81	\$9.12	\$18,969	\$10.64	\$22,128	\$13.22	\$27,497	\$17.36	\$36,108	\$24.89	\$51,773
Transportation and warehousing	\$16.65	\$34,624	2.84	\$8.58	\$17,856	\$11.06	\$23,005	\$15.01	\$31,211	\$20.53	\$42,698	\$26.02	\$54,112
Information	\$20.61	\$42,861	5.93	\$8.18	\$17,008	\$13.02	\$27,081	\$17.46	\$36,307	\$24.19	\$50,306	\$35.37	\$73,567
Finance and insurance	\$23.91	\$49,729	4.21	\$11.11	\$23,101	\$13.91	\$28,928	\$19.12	\$39,769	\$27.95	\$58,131	\$40.12	\$83,439
Real estate and rental and leasing	\$18.72	\$38,946	4.69	\$9.28	\$19,296	\$11.95	\$24,856	\$15.61	\$32,478	\$21.49	\$44,700	\$33.93	\$70,568
Professional, scientific, and technical services	\$31.42	\$65,347	6.44	\$12.50	\$26,000	\$16.51	\$34,350	\$24.05	\$50,018	\$38.90	\$80,914	\$59.01	\$122,737
Management of companies and enterprises	\$32.52	\$67,646	11.71	\$13.55	\$28,192	\$16.84	\$35,034	\$24.51	\$50,985	\$39.42	\$81,997	\$61.47	\$127,866
Administrative and support and waste management and remediation services	\$15.35	\$31,924	6.45	\$9.57	\$19,906	\$10.65	\$22,147	\$12.90	\$26,838	\$16.42	\$34,159	\$23.56	\$49,001
Educational services	\$20.63	\$42,912	1.88	\$10.87	\$22,607	\$14.25	\$29,641	\$18.69	\$38,881	\$24.85	\$51,680	\$33.31	\$69,284
Health care and social assistance	\$24.07	\$50,074	3.12	\$11.00	\$22,882	\$14.27	\$29,690	\$19.82	\$41,226	\$29.43	\$61,217	\$39.84	\$82,875
Arts, entertainment, and recreation	\$15.72	\$32,695	3.29	\$8.94	\$18,588	\$10.56	\$21,962	\$13.18	\$27,416	\$17.90	\$37,234	\$24.70	\$51,376
Accommodation and food services	\$13.22	\$27,497	2.24	\$7.13	\$14,822	\$8.13	\$16,912	\$11.54	\$23,996	\$15.09	\$31,395	\$20.40	\$42,438
Other services (except public administration)	\$18.70	\$38,888	5.15	\$9.40	\$19,554	\$11.62	\$24,170	\$15.30	\$31,831	\$21.40	\$44,521	\$30.02	\$62,434
Public administration	\$20.87	\$43,412	2.34	\$10.83	\$22,535	\$14.45	\$30,046	\$19.35	\$40,240	\$25.55	\$53,138	\$33.23	\$69,113

*Percent relative standard error of the average wage



Central

Figure 15a. Employment Distribution and Average Hourly Wage in Major Occupational Groups (Central Colorado Balance of State Area, May 2007)

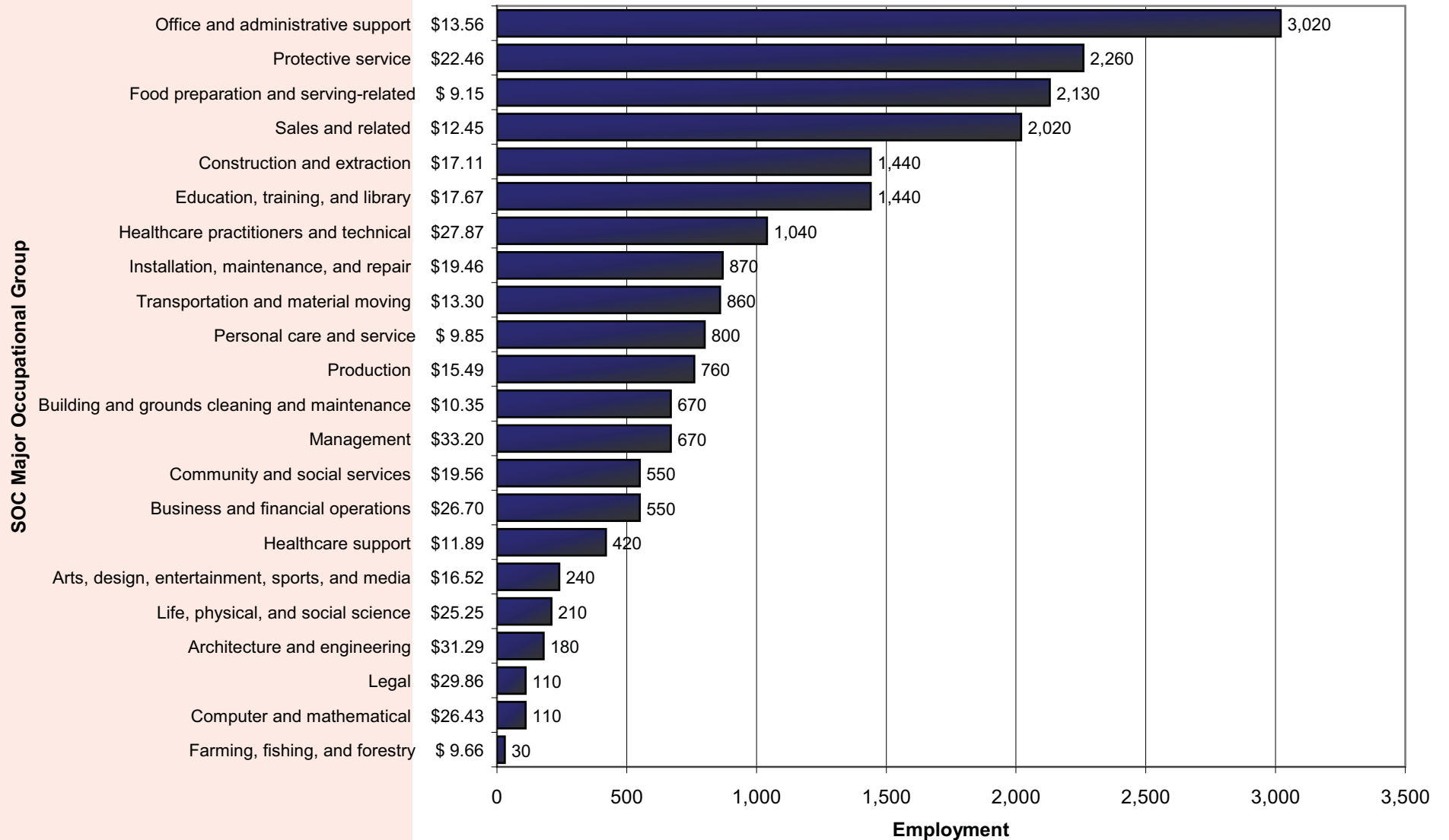


Figure 15b. Employment Distribution and Average Hourly Wage in Major Industry Groups (Central Colorado Balance of State Area, May 2007)

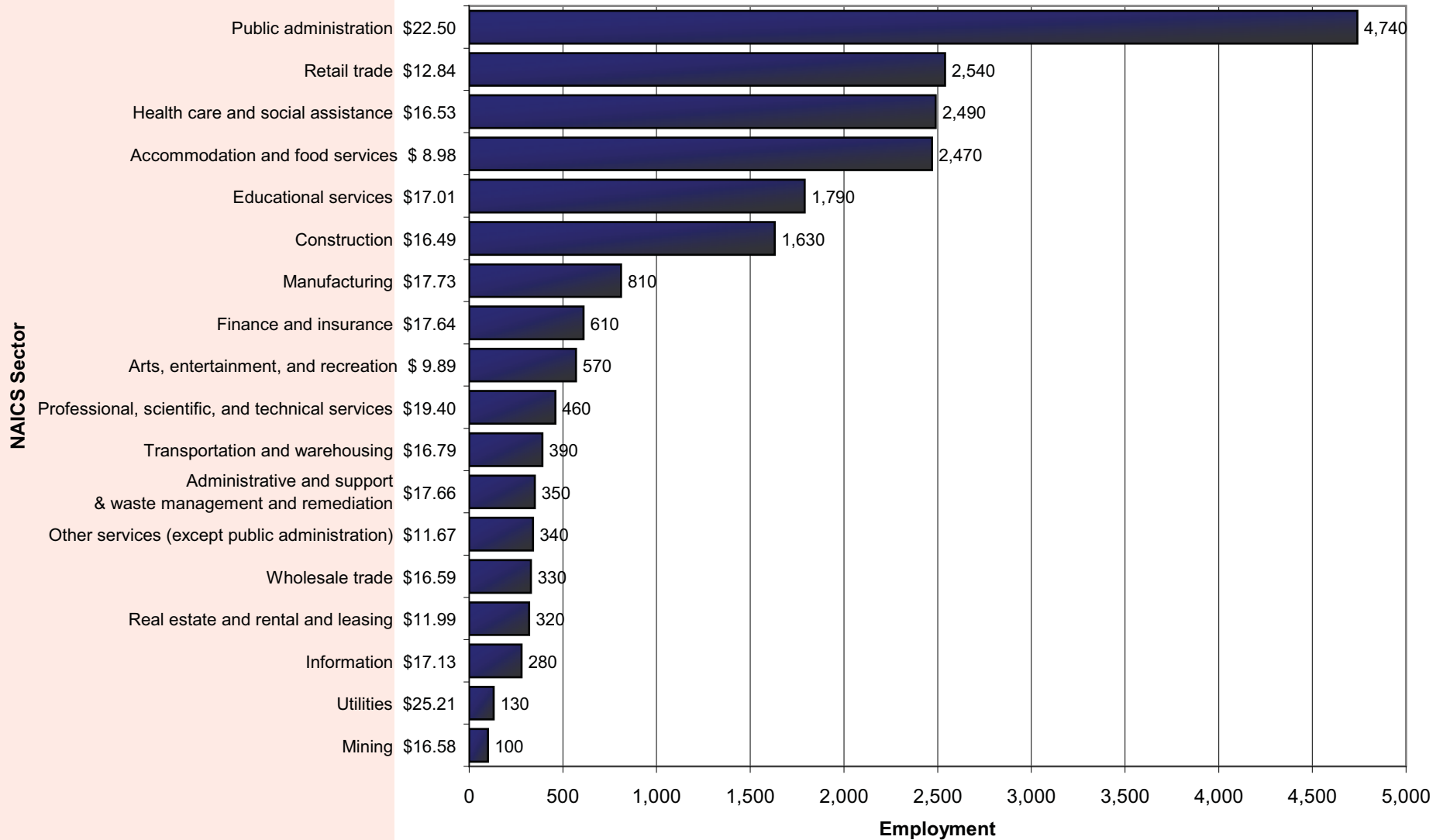


Table 22. Percentile Wages by Industry (Central Colorado BOS Area, May 2007)

NAICS Sector	Average Hourly	Average Annual	PRSE*	10 th Percentile Hourly	10 th Percentile Annual	25 th Percentile Hourly	25 th Percentile Annual	Median Hourly	Median Annual	75 th Percentile Hourly	75 th Percentile Annual	90 th Percentile Hourly	90 th Percentile Annual
Mining	\$16.58	\$34,491	9.21	\$8.06	\$16,759	\$9.05	\$18,830	\$15.78	\$32,828	\$21.51	\$44,737	\$27.49	\$57,172
Utilities	\$25.21	\$52,442	8.67	\$9.73	\$20,233	\$20.97	\$43,619	\$27.01	\$56,178	\$30.72	\$63,901	\$35.31	\$73,441
Construction	\$16.49	\$34,293	2.46	\$9.71	\$20,203	\$11.89	\$24,741	\$15.00	\$31,192	\$19.50	\$40,565	\$25.39	\$52,801
Manufacturing	\$17.73	\$36,885	1.75	\$8.85	\$18,406	\$11.60	\$24,122	\$15.01	\$31,218	\$19.80	\$41,193	\$29.85	\$62,091
Wholesale trade	\$16.59	\$34,517	7.36	\$7.98	\$16,609	\$10.34	\$21,500	\$13.33	\$27,721	\$16.94	\$35,242	\$24.32	\$50,577
Retail trade	\$12.84	\$26,705	2.81	\$7.14	\$14,854	\$7.78	\$16,192	\$10.47	\$21,778	\$14.51	\$30,177	\$19.62	\$40,815
Transportation and warehousing	\$16.79	\$34,929	2.27	\$9.51	\$19,779	\$11.25	\$23,396	\$16.98	\$35,329	\$21.52	\$44,754	\$23.80	\$49,501
Information	\$17.13	\$35,636	8.22	\$7.58	\$15,764	\$10.38	\$21,587	\$14.20	\$29,526	\$21.68	\$45,102	\$28.75	\$59,790
Finance and insurance	\$17.64	\$36,683	9.26	\$8.94	\$18,602	\$10.39	\$21,608	\$12.70	\$26,413	\$18.53	\$38,550	\$30.53	\$63,498
Real estate and rental and leasing	\$11.99	\$24,941	3.81	\$7.13	\$14,821	\$8.00	\$16,639	\$10.95	\$22,769	\$14.21	\$29,555	\$18.48	\$38,445
Professional, scientific, and technical services	\$19.40	\$40,360	8.04	\$7.62	\$15,852	\$10.12	\$21,055	\$13.57	\$28,216	\$23.37	\$48,616	\$40.07	\$83,350
Administrative and support and waste management and remediation services	\$17.66	\$36,730	12.17	\$7.46	\$15,526	\$10.15	\$21,116	\$13.59	\$28,271	\$21.31	\$44,320	\$30.03	\$62,456
Educational services	\$17.01	\$35,383	2.15	\$9.21	\$19,166	\$11.84	\$24,620	\$15.88	\$33,038	\$21.13	\$43,949	\$27.21	\$56,588
Health care and social assistance	\$16.53	\$34,374	3.15	\$7.76	\$16,144	\$9.17	\$19,065	\$12.74	\$26,497	\$20.14	\$41,887	\$30.25	\$62,928
Arts, entertainment, and recreation	\$9.89	\$20,561	3.04	\$7.02	\$14,593	\$7.27	\$15,113	\$8.75	\$18,203	\$11.14	\$23,168	\$13.95	\$29,012
Accommodation and food services	\$8.98	\$18,674	2.82	\$6.95	\$14,462	\$7.11	\$14,783	\$7.54	\$15,674	\$9.48	\$19,727	\$12.24	\$25,465
Other services (except public administration)	\$11.67	\$24,278	3.82	\$7.15	\$14,863	\$7.73	\$16,076	\$10.30	\$21,424	\$14.65	\$30,466	\$18.21	\$37,878
Public administration	\$22.50	\$46,799	3.68	\$13.19	\$27,432	\$17.10	\$35,563	\$21.78	\$45,312	\$27.60	\$57,416	\$31.51	\$65,532

*Percent relative standard error of the average wage

Technical Notes and Methodology

The Occupational Employment Statistics (OES) program is a semiannual mail survey measuring occupational employment and wage rates for wage and salary workers in nonfarm establishments in the United States. Guam, Puerto Rico, and the Virgin Islands also are surveyed, but their data are not included in this release. OES estimates are constructed from a sample of approximately 1.2 million establishments. Forms are mailed to approximately 200,000 establishments in May and November of each year for a 3-year period. The nationwide response rate for the May 2007 survey was 77.9 percent based on establishments and 69.2 percent based on employment. The survey included establishments sampled in the May 2007, November 2006, May 2006, November 2005, May 2005, and November 2004 semiannual panels.

The Occupational Coding System

The OES program uses the Office of Management and Budget's (OMB) occupational classification system, the Standard Occupational Classification (SOC) system. The SOC system is the first OMB-required occupational classification system for federal agencies. The OES program categorizes workers in 1 of 802 detailed occupations. Together, these detailed occupations comprise 23 major occupational groups, one of which—military specific occupations—is not included in the OES program. The major groups are as follows:

- Management occupations
- Business and financial operations occupations

- Computer and mathematical occupations
- Architecture and engineering occupations
- Life, physical, and social science occupations
- Community and social services occupations
- Legal occupations
- Education, training and library occupations
- Arts, design, entertainment, sports, and media occupations
- Healthcare practitioners and technical occupations
- Healthcare support occupations
- Protective service occupations
- Food preparation and serving related occupations
- Building and grounds cleaning and maintenance occupations
- Personal care and service occupations
- Sales and related occupations
- Office and administrative support occupations
- Farming, fishing, and forestry, occupations
- Construction, and extraction occupations
- Installation, maintenance, and repair occupations
- Production occupations
- Transportation and material moving occupations
- Military specific occupations
(not surveyed in OES).

For more information about the SOC system, please see the BLS Web site at <http://www.bls.gov/soc/home.htm>.

The Industry Coding System

The OES program uses the North American Industry Classification System (NAICS). For more information about NAICS, see the BLS Web site at <http://www.bls.gov/bls/naics.htm>.

The OES program includes establishments in NAICS sectors 11 (logging and agricultural support activities only), 21, 22, 23, 31-33, 42, 44-

45, 48-49, 51, 52, 53, 54, 55, 56, 61, 62, 71, 72, 81 (except private households), state government, and local government. The US Postal Service and the executive branch of the federal government are also included. An establishment is defined as an economic unit that processes goods or provides services, such as a factory, mine, or store. The establishment is generally at a single physical location and is engaged primarily in one type of economic activity.

The OES program covers all full-and part-time wage and salary workers in nonfarm industries. The survey does not include the self-employed owners and partners in unincorporated firms, household workers, or unpaid family workers.

Survey Sample

BLS funds the survey and provides the procedures and technical support, while the State Workforce Agencies (SWAs) collect most of the data. BLS produces cross-industry and industry-specific estimates for the nation, states, and metropolitan statistical areas (MSAs). Industry-specific estimates are produced at the NAICS sector, 3-digit, 4-digit, and selected 5-digit industry levels. BLS releases all cross-industry and national estimates; the SWAs release industry-specific estimates at the state and MSA levels.

State Unemployment Insurance (UI) files provide the universe from which the OES program draws its sample. Employment benchmarks are obtained from reports submitted by employers to the UI program. Supplemental sources are used for rail transportation (NAICS 4821) because they do not report to the UI program. The OES program

sample is stratified by metropolitan and nonmetropolitan areas and industry. Samples selected in panels prior to May 2005 were stratified using MSA definitions based on the 1990 Metropolitan Statistical Area Standards. Beginning with the May 2005 panel, the sample was stratified using new MSA definitions based on the 2000 Metropolitan Statistical Area Standards.

A census of federal government and the US Postal Service is taken every panel. A census of state government is taken every November panel. In order to provide the most occupational coverage, larger employers are more likely to be selected than smaller employers. The unweighted employment of sampled establishments make up approximately 65 percent of total national employment.

Concepts

Occupational employment is the estimate of total wage and salary employment in an occupation across the industries surveyed. The OES program defines employment as the number of workers who can be classified as full- or part-time employees, including workers on paid vacations or other types of paid leave; workers on unpaid short-term absences; salaried officers, executives, and staff members of incorporated firms; employees temporarily assigned to other units; and employees for whom the reporting unit is their permanent duty station regardless of whether that unit prepares their paycheck.

The OES program form sent to establishments with more than 10 workers contains between 50 and 225 SOC occupations selected on the basis of the sampled establishment's industry classification. To reduce paperwork and respondent burden, no survey form contains every SOC occupation. Thus, data for specific occupations are

collected primarily from establishments in industries that are the predominant employers of workers in those occupations. Each survey form is structured, however, to allow a respondent to provide detailed occupational information for each worker at the establishment; that is, unlisted occupations can be added to the survey form. Employers with 10 or fewer workers are sent a form with no occupations listed, and are instructed to fill in the occupations for their workers.

Wages for the OES program are straight-time, gross pay, exclusive of premium pay. Base rate,

cost-of-living allowances, guaranteed pay, hazardous-duty pay, incentive pay including commissions and production bonuses, tips, and on-call pay are included. Excluded are back pay, jury duty pay, overtime pay, severance pay, shift differentials, non-production bonuses, employer cost for supplementary benefits, and tuition reimbursements.

The OES program collects wage data in 12 intervals. Employers report the number of employees in an occupation per each wage range. The wage intervals used for the May 2007 survey are as follows:

Wage Intervals used for the May 2007 OES Survey

For May 2007 and November 2006 Panels			For May 2007, November 2006, May 2006, and November 2005 panels		
Interval	Hourly Wages	Annual Wages	Interval	Hourly Wages	Annual Wages
Range A	Under \$7.50	Under \$15,600	Range A	Under \$6.75	Under \$14,040
Range B	\$7.50 to \$9.49	\$15,600 to \$19,759	Range B	\$6.75 to \$8.49	\$14,040 to \$17,679
Range C	\$9.50 to \$11.99	\$19,760 to \$24,959	Range C	\$8.50 to \$10.74	\$17,680 to \$22,359
Range D	\$12.00 to \$15.24	\$24,960 to \$31,719	Range D	\$10.75 to \$13.49	\$22,360 to \$28,079
Range E	\$15.25 to \$19.24	\$31,720 to \$40,039	Range E	\$13.50 to \$16.99	\$28,080 to \$35,359
Range F	\$19.25 to \$24.49	\$40,040 to \$50,959	Range F	\$17.00 to \$21.49	\$35,360 to \$44,719
Range G	\$24.50 to \$30.99	\$50,960 to \$64,479	Range G	\$21.50 to \$27.24	\$44,720 to \$56,679
Range H	\$31.00 to \$39.24	\$64,480 to \$81,639	Range H	\$27.25 to \$34.49	\$56,680 to \$71,759
Range I	\$39.25 to \$49.74	\$81,640 to \$103,749	Range I	\$34.50 to \$43.74	\$71,760 to \$90,999
Range J	\$49.75 to \$63.24	\$103,480 to \$131,559	Range J	\$43.75 to \$55.49	\$91,000 to \$115,439
Range K	\$63.25 to \$79.99	\$131,560 to \$166,399	Range K	\$55.50 to \$69.99	\$115,440 to \$145,599
Range L	\$80.00 and over	\$166,400 and over	Range L	\$70.00 and over	\$145,600 and over

Mean hourly wage. The mean hourly wage rate for an occupation is the total wages that all workers in the occupation earn in an hour divided by the total employment of the occupation. To calculate the mean hourly wage of each occupation, total weighted hourly wages are summed across all intervals and divided by the occupation's weighted survey employment. The mean wage for each interval is based on occupational wage data collected by the BLS Office of Compensation and Working Conditions for the National Compensation Survey (NCS).

Beginning with the November 2005 panel the lower boundary of the highest wage interval was increased from \$70.00 to \$80.00. The mean hourly wage value for the highest wage interval was computed separately for NCS data from 2005 for \$80.00 and over, and from 2004 and 2003 for \$70.00 and over. The mean wage rate from 2006 was used for the \$80.00 and over interval for the May 2007, November 2006, May 2006, and November 2005 panels. The average of the 2004 and 2003 mean wage rates was used for the \$70.00 and over interval for the May 2005 and November 2004 panels.

Percentile wage. The p th percentile wage rate for an occupation is the wage where p percent of all workers earn that amount or less and where $(100 - p)$ percent of all workers earn that amount or more. This statistic is calculated by uniformly distributing the workers inside each wage interval, ranking the workers from lowest paid to highest paid, and calculating the product of the total employment for the occupation and the desired percentile to determine the worker that earns the p th percentile wage rate.

Annual wage. Many employees are paid at an hourly rate by their employers and may work more than or less than 40 hours per week. Annual wage estimates for most

occupations in this release are calculated by multiplying the mean hourly wage by a "year-round, full-time" figure of 2080 hours (52 weeks by 40 hours). Thus, annual wage estimates may not represent the actual annual pay received by the employee if they work more or less than 2080 hours per year. Some workers typically work less than full time, year round. For these occupations, the OES program collects and reports either the annual salary or the hourly wage rate, depending on how the occupation is typically paid, but not both. For example, teachers, flight attendants, and pilots may be paid an annual salary, but do not work the usual 2080 hours per year. In this case, an annual salary is reported. Other workers, such as entertainment workers, are paid hourly rates, but generally do not work full time, year round. For these workers, only an hourly wage is reported.

Hourly versus annual wage reporting. For each occupation, respondents are asked to report the number of employees paid within specific wage intervals. The intervals are defined both as hourly rates and the corresponding annual rates, where the annual rate for an occupation is calculated by multiplying the hourly wage rate by a typical work year of 2080 hours. The responding establishment can reference either the hourly or the annual rate for full-time workers, but they are instructed to report the hourly rate for part-time workers.

Estimation methodology

Each OES panel includes approximately 200,000 establishments. The OES program is designed to produce estimates using six panels (3 years) of data. The full six-panel sample of 1.2 million establishments allows the production of estimates at detailed levels of geography, industry, and occupation.

Wage Updating. Significant reductions in sampling errors are obtained by combining six panels of data, particularly

for small geographic areas and occupations. Wages for the current panel need no adjustment. However, wages in the five previous panels need to be updated to the current panel's reference period.

The OES program uses the BLS Employment Cost Index (ECI) to adjust survey data from prior panels before combining them with the current panel's data. The wage updating procedure adjusts each detailed occupation's wage rate, as measured in the earlier panel, according to the average movement of its broader occupational division. The procedure assumes that there are no major differences by geography, industry, or detailed occupation within the occupational division. The wage rates for the highest wage interval do not go through any wage updating procedures.

Imputation. About 20 percent of establishments do not respond for a given panel. A "nearest neighbor" hot deck imputation procedure is used to impute missing occupational employment totals. A variant of mean imputation is used to impute missing wage distributions. The variant of mean imputation for wage distributions also is applied to establishments that provide reports with occupational totals but partial or missing wage data.

Weighting and benchmarking. The sample establishments in each panel are weighted to represent all establishments that were part of the in-scope frame from which the panel was selected. Based on the sampled establishments, sampling weights are adjusted when six panels are combined. Sampling weights are further adjusted by the ratio of employment totals (the averages of November 2006 and May 2007 employment) from the BLS Quarterly Census of Employment and Wages to employment totals from the OES program.

May 2007 OES program estimates. The May 2007 OES program estimates are based on all data collected from establishments in the May 2007, November 2006, May 2006, November 2005, May 2005, and November 2004 semiannual samples.

Reliability of the estimates. Estimates calculated from a sample survey are subject to two types of error: sampling and nonsampling. Sampling error occurs when estimates are calculated from a subset (ie, sample) of the population instead of the full population. When a sample of the population is surveyed, there is a chance that the sample estimate of the characteristic of interest may differ from the population value of that characteristic. Differences between the sample estimate and the population value will vary depending on the sample selected. This variability can be estimated by calculating the standard error (SE) of the sample estimate. If we were to repeat the sampling and estimation process countless times using the same survey design, approximately 90 percent of the intervals created by adding and subtracting 1.645 SEs from the sample estimate would include the population value. These intervals are called 90 percent confidence intervals. The OES program, however, usually uses the relative standard error (RSE) of a sample estimate instead of its SE to measure sampling error. RSE is defined as the SE of a sample estimate divided by the sample estimate itself. This statistic provides the user with a measure of the relative precision of the sample estimate. RSEs are calculated for both occupational employment and mean wage rate estimates. Occupational employment RSEs are calculated using a subsample, random group replication technique called the Jackknife. Mean wage rate RSEs are calculated using a variance components model that accounts for both the observed and unobserved components of the wage data. The variances of the unobserved components are estimated using wage data

from the BLS National Compensation Survey. In general, estimates based on many establishments have lower RSEs than estimates based on few establishments. If the distributional assumptions of the models are violated, the resulting confidence intervals may not reflect the prescribed level of confidence.

Nonsampling error occurs for a variety of reasons, none of which are directly connected to sampling. Examples of

nonsampling error include: nonresponse, data incorrectly reported by the respondent, mistakes made in entering collected data into the database, and mistakes made in editing and processing the collected data. Every attempt is made to minimize nonsampling error through survey methods such as data editing, imputation methods, and benchmarking of data to current employment totals.

Definitions

Covered Employment

Employment covered by state unemployment insurance laws or, for federal workers, covered by the Unemployment Compensation for Federal Employees program.

Establishment

A business, usually at a particular physical location, that engages in one or more types of economic activity; for example, a factory, mine, store, or office. Generally a single establishment produces a single good or provides a single service. An enterprise (a private firm, government, or non-profit organization) could consist of a single establishment or multiple establishments. A multi-establishment enterprise could have all its establishments in one industry (ie, a chain), or could have various establishments in different industries (ie, a conglomerate). Some establishments, such as construction firms, may have a small fixed base but perform the bulk of their economic activity at various jobsites.

Mid-Range

The mid-range is the range between the 25th and 75th percentiles; ie, the middle 50 percent of the observations in a wage distribution. One way to interpret a mid-range is to observe that 25 percent of workers in the occupation are paid less than the lower boundary of the mid-range and 25 percent of workers are paid more than the upper boundary.

Occupation

A set of activities or tasks employees are paid to perform. Employees that perform essentially the same tasks are in the same occupation, whether or not they are in the same industry. Some occupations are concentrated in a few particular industries, other occupations are found in the majority of industries.

Colorado Regions: Metropolitan Statistical Areas (MSAs) and Balance of State (BOS) Areas

Area Code	County Code	County Name	Area Code	County Code	County Name	Area Code	County Code	County Name
Boulder MSA			Eastern & Southern Colorado BOS Area			Western Colorado BOS Area		
14500013BOULDER	00001003ALAMOSA	00002007ARCHULETA
Colorado Springs MSA			00001009BACA	00002029DELTA
17820041EL PASO	00001011BENT	00002033DOLORES
17820119TELLER	00001017CHEYENNE	00002045GARFIELD
Denver-Aurora MSA			00001021CHEYENNE	00002051GUNNISON
19740001ADAMS	00001021CONEJOS	00002053HINSDALE
19740005ARAPAHOE	00001023COSTILLA	00002067LA PLATA
19740014BROOMFIELD	00001025CROWLEY	00002081MOFFAT
19740019CLEAR CREEK	00001055HUERFANO	00002083MONTEZUMA
19740031DENVER	00001061KIOWA	00002085MONTROSE
19740035DOUGLAS	00001063KIT CARSON	00002091OURAY
19740039ELBERT	00001071LAS ANIMAS	00002103RIO BLANCO
19740047GILPIN	00001073LINCOLN	00002111SAN JUAN
19740059JEFFERSON	00001075LOGAN	00002113SAN MIGUEL
19740093PARK	00001079MINERAL	North Central Colorado BOS Area		
Fort Collins-Loveland MSA			00001087MORGAN	00003037EAGLE
22660069LARIMER	00001089OTERO	00003049GRAND
Grand Junction MSA			00001095PHILLIPS	00003057JACKSON
24300077MESA	00001099PROWERS	00003065LAKE
Greeley MSA			00001105RIO GRANDE	00003097PITKIN
24540123WELD	00001109SAGUACHE	00003107ROUTT
Pueblo MSA			00001115SEDGWICK	00003117SUMMIT
39380101PUEBLO	00001121WASHINGTON	Central Colorado BOS Area		
			00001125YUMA	00004015CHAFFEE
						00004027CUSTER
						00004043FREMONT

Occupational Code	Occupational Title	Employment Estimate	Employment Percentage Relative Standard Error	Average Hourly Wage	Average Annual Wage	Wage Percentage Relative Standard Error	10th Percentile (Hourly)	25th Percentile (Hourly)	50th Percentile (Hourly)	75th Percentile (Hourly)	90th Percentile (Hourly)	10th Percentile (Annual)	25th Percentile (Annual)	50th Percentile (Annual)	75th Percentile (Annual)	90th Percentile (Annual)
00-0000	Total All Occupations	2,258,230	0.43	\$20.72	\$43,102	0.55	\$8.08	\$10.94	\$16.29	\$25.27	\$38.46	\$16,799	\$22,752	\$33,882	\$52,568	\$79,997
11-0000	Management Occupations	103,410	1.21	\$45.76	\$95,171	0.6	\$19.73	\$28.10	\$40.70	\$57.79	#	\$41,048	\$58,449	\$84,666	\$120,211	#
11-1011	Chief executives	2,900	6.04	\$75.21	\$156,429	2.43	\$37.49	\$51.15	#	#	#	\$77,976	\$106,397	#	#	#
11-1021	General and operations managers	37,020	1.63	\$48.19	\$100,233	0.88	\$19.67	\$27.34	\$40.69	\$62.65	#	\$40,904	\$56,865	\$84,635	\$130,307	#
11-1031	Legislators	630	23.83	\$16.04	\$33,354	6.6	\$6.98	\$7.18	\$7.65	\$25.17	\$31.56	\$14,517	\$14,943	\$15,908	\$52,357	\$65,654
11-2011	Advertising and promotions managers	810	8.45	\$40.40	\$84,033	4.82	\$17.95	\$22.77	\$35.02	\$53.16	#	\$37,346	\$47,370	\$72,846	\$110,570	#
11-2021	Marketing managers	3,130	5.45	\$49.29	\$102,531	2.21	\$24.79	\$31.82	\$44.42	\$62.47	#	\$51,569	\$66,195	\$92,399	\$129,946	#
11-2022	Sales managers	3,880	5.99	\$47.97	\$99,777	1.87	\$20.78	\$29.17	\$44.49	\$61.93	#	\$43,221	\$60,682	\$92,537	\$128,823	#
11-2031	Public relations managers	960	5.42	\$46.08	\$95,844	3.05	\$21.65	\$31.26	\$41.87	\$57.86	#	\$45,024	\$65,018	\$87,084	\$120,356	#
11-3011	Administrative services managers	2,230	3.38	\$36.82	\$76,576	1.04	\$20.03	\$26.03	\$34.82	\$45.83	\$56.88	\$41,660	\$54,137	\$72,426	\$95,335	\$118,306
11-3021	Computer and information systems managers	4,390	6.51	\$55.76	\$115,980	1.18	\$37.36	\$44.83	\$53.92	\$63.97	#	\$77,710	\$93,245	\$112,151	\$133,067	#
11-3031	Financial managers	5,220	3.74	\$52.19	\$108,558	1.47	\$29.02	\$37.61	\$47.47	\$62.65	#	\$60,367	\$78,225	\$98,740	\$130,314	#
11-3041	Compensation and benefits managers	460	5.6	\$42.69	\$88,788	3.1	\$21.84	\$26.87	\$36.82	\$53.56	#	\$45,435	\$55,895	\$76,584	\$111,405	#
11-3042	Training and development managers	350	9.15	\$44.84	\$93,274	3.61	\$23.77	\$32.23	\$42.15	\$53.09	\$66.10	\$49,439	\$67,029	\$87,663	\$110,426	\$137,478
11-3049	Human resources managers, all other	850	5.78	\$46.52	\$96,771	2.38	\$27.29	\$34.50	\$43.66	\$55.96	#	\$56,771	\$71,768	\$90,818	\$116,393	#
11-3051	Industrial production managers	1,440	7.33	\$39.13	\$81,393	2.35	\$20.49	\$26.91	\$35.72	\$47.36	\$63.34	\$42,623	\$55,981	\$74,291	\$98,519	\$131,757
11-3061	Purchasing managers	760	5.48	\$41.86	\$87,079	2.62	\$23.14	\$31.05	\$40.86	\$52.07	\$61.92	\$48,127	\$64,586	\$84,990	\$108,314	\$128,796
11-3071	Transportation, storage, and distribution managers	1,410	4.34	\$41.27	\$85,838	2.89	\$23.82	\$29.66	\$37.93	\$48.03	\$61.28	\$49,549	\$61,688	\$78,895	\$99,901	\$127,455
11-9011	Farm, ranch, and other agricultural managers	70	36.34	\$31.94	\$66,438	12.03	\$17.38	\$20.13	\$34.37	\$39.96	\$47.32	\$36,150	\$41,861	\$71,491	\$83,113	\$98,431
11-9021	Construction managers	6,050	6.49	\$37.37	\$77,723	3.11	\$16.47	\$27.24	\$35.32	\$45.26	\$58.37	\$34,266	\$56,652	\$73,458	\$94,134	\$121,408
11-9031	Education administrators, preschool and child care center/program	530	11.02	\$22.08	\$45,921	4.09	\$12.90	\$15.54	\$19.97	\$26.62	\$35.72	\$26,827	\$32,331	\$41,546	\$55,370	\$74,304
11-9032	Education administrators, elementary and secondary school	3,560	2	#	\$76,947	1.1	#	#	#	#	#	\$55,396	\$66,100	\$76,807	\$89,634	\$101,753
11-9033	Education administrators, postsecondary	1,680	8.1	\$41.50	\$86,326	3.05	\$21.31	\$26.40	\$35.97	\$50.41	#	\$44,320	\$54,916	\$74,817	\$104,856	#
11-9039	Education administrators, all other	640	10.83	\$33.29	\$69,253	4.88	\$17.88	\$21.49	\$31.59	\$44.47	\$53.26	\$37,184	\$44,704	\$65,705	\$92,493	\$110,772
11-9041	Engineering managers	3,390	6.07	\$58.26	\$121,178	1.75	\$38.69	\$46.63	\$56.06	\$67.58	#	\$80,465	\$96,995	\$116,600	\$140,559	#
11-9051	Food service managers	2,630	5.15	\$26.68	\$55,494	5.94	\$14.16	\$18.28	\$22.59	\$29.60	\$43.75	\$29,461	\$38,020	\$46,993	\$61,559	\$90,995
11-9061	Funeral directors	200	9.96	\$24.13	\$50,191	4.34	\$15.16	\$19.10	\$22.51	\$28.07	\$32.48	\$31,526	\$39,719	\$46,817	\$58,395	\$67,566
11-9071	Gaming managers	30	8.75	\$24.16	\$50,259	3.26	\$15.78	\$19.66	\$23.11	\$27.02	\$36.23	\$32,818	\$40,894	\$48,059	\$56,206	\$75,365
11-9081	Lodging managers	800	11.79	\$25.45	\$52,934	4.3	\$13.41	\$16.76	\$21.57	\$29.61	\$41.56	\$27,899	\$34,855	\$44,857	\$61,599	\$86,452
11-9111	Medical and health services managers	3,290	3.51	\$41.41	\$86,132	1.88	\$20.83	\$28.96	\$38.72	\$49.09	\$63.15	\$43,333	\$60,234	\$80,536	\$102,107	\$131,350

Data unavailable

Occupational Code	Occupational Title	Employment Estimate	Employment Percentage Relative Standard Error	Average Hourly Wage	Average Annual Wage	Wage Percentage Relative Standard Error	10th Percentile (Hourly)	25th Percentile (Hourly)	50th Percentile (Hourly)	75th Percentile (Hourly)	90th Percentile (Hourly)	10th Percentile (Annual)	25th Percentile (Annual)	50th Percentile (Annual)	75th Percentile (Annual)	90th Percentile (Annual)
11-9121	Natural sciences managers	1,090	4.23	\$55.61	\$115,674	2.44	\$36.97	\$43.83	\$53.45	\$63.24	#	\$76,892	\$91,169	\$111,171	\$131,549	#
11-9131	Postmasters and mail superintendents	400	0.01	\$27.12	\$56,410	0.54	\$16.97	\$21.66	\$27.06	\$32.96	\$38.05	\$35,290	\$45,060	\$56,294	\$68,551	\$79,136
11-9141	Property, real estate, and community association managers	3,850	8.48	\$32.55	\$67,697	5.12	\$13.71	\$18.19	\$25.80	\$39.88	\$61.78	\$28,520	\$37,831	\$53,654	\$82,954	\$128,495
11-9151	Social and community service managers	1,420	5.81	\$28.98	\$60,282	2.11	\$15.31	\$20.23	\$26.73	\$36.11	\$47.68	\$31,851	\$42,083	\$55,590	\$75,112	\$99,182
11-9199	Managers, all other	7,340	3.85	\$47.86	\$99,553	1.8	\$24.38	\$33.39	\$45.62	\$59.07	#	\$50,713	\$69,457	\$94,884	\$122,867	#
13-0000	Business and Financial Operations Occupations	122,710	1.58	\$31.56	\$65,652	0.84	\$16.19	\$20.98	\$28.24	\$38.00	\$49.58	\$33,677	\$43,634	\$58,747	\$79,032	\$103,124
13-1011	Agents and business managers of artists, performers, and athletes	90	35.81	\$28.68	\$59,651	12.58	\$10.57	\$19.86	\$25.79	\$33.55	\$36.82	\$21,977	\$41,306	\$53,638	\$69,791	\$76,590
13-1021	Purchasing agents and buyers, farm products	270	23.15	\$20.27	\$42,168	10.91	\$9.86	\$11.40	\$16.84	\$28.85	\$37.17	\$20,506	\$23,706	\$35,027	\$60,012	\$77,315
13-1022	Wholesale and retail buyers, except farm products	1,820	7.87	\$25.48	\$52,999	3.56	\$12.84	\$16.52	\$21.93	\$30.70	\$40.13	\$26,697	\$34,356	\$45,608	\$63,852	\$83,464
13-1023	Purchasing agents, except wholesale, retail, and farm products	5,350	2.92	\$28.17	\$58,590	1.32	\$16.19	\$20.61	\$26.92	\$34.72	\$43.58	\$33,683	\$42,863	\$55,986	\$72,226	\$90,655
13-1031	Claims adjusters, examiners, and investigators	4,590	11.71	\$26.71	\$55,567	3.31	\$16.16	\$19.80	\$25.84	\$32.99	\$39.78	\$33,613	\$41,190	\$53,748	\$68,616	\$82,739
13-1032	Insurance appraisers, auto damage	#	#	\$25.91	\$53,892	4.99	\$20.21	\$22.40	\$25.73	\$29.22	\$32.95	\$42,045	\$46,586	\$53,527	\$60,781	\$68,526
13-1041	Compliance officers, except agriculture, construction, health and safety, and transportation	3,680	3.16	\$25.90	\$53,871	3.21	\$14.57	\$17.53	\$24.01	\$32.16	\$41.02	\$30,302	\$36,458	\$49,950	\$66,885	\$85,326
13-1051	Cost estimators	5,430	5.87	\$28.55	\$59,378	1.99	\$16.19	\$20.44	\$26.58	\$34.86	\$43.93	\$33,665	\$42,516	\$55,293	\$72,505	\$91,366
13-1061	Emergency management specialists	100	8.69	\$26.32	\$54,746	2.08	\$16.34	\$19.67	\$25.74	\$33.33	\$38.90	\$33,996	\$40,916	\$53,547	\$69,328	\$80,909
13-1071	Employment, recruitment, and placement specialists	3,000	10.72	\$23.34	\$48,543	3.63	\$11.54	\$16.16	\$21.54	\$28.61	\$38.82	\$23,995	\$33,615	\$44,800	\$59,515	\$80,740
13-1072	Compensation, benefits, and job analysis specialists	2,390	4.75	\$28.36	\$58,991	1.49	\$17.20	\$21.06	\$26.93	\$34.31	\$40.92	\$35,767	\$43,802	\$56,013	\$71,372	\$85,106
13-1073	Training and development specialists	3,780	5.18	\$25.19	\$52,388	1.19	\$14.31	\$18.77	\$24.34	\$30.60	\$37.70	\$29,765	\$39,038	\$50,622	\$63,645	\$78,417
13-1079	Human resources, training, and labor relations specialists, all other	2,740	4.51	\$29.85	\$62,087	1.59	\$17.49	\$21.61	\$27.95	\$36.36	\$46.41	\$36,373	\$44,939	\$58,140	\$75,621	\$96,539
13-1081	Logisticians	1,380	3.6	\$33.43	\$69,536	1.64	\$19.83	\$25.15	\$32.63	\$40.54	\$48.81	\$41,247	\$52,309	\$67,867	\$84,325	\$101,518
13-1111	Management analysts	7,700	6.71	\$43.10	\$89,650	4.16	\$23.23	\$29.38	\$37.96	\$49.14	#	\$48,325	\$61,116	\$78,961	\$102,209	#
13-1121	Meeting and convention planners	1,180	11.4	\$20.58	\$42,815	2.11	\$11.72	\$15.95	\$19.41	\$24.71	\$30.21	\$24,374	\$33,166	\$40,366	\$51,388	\$62,842
13-1199	Business operations specialists, all other	26,840	2.42	\$33.08	\$68,797	1.32	\$17.15	\$23.31	\$30.82	\$40.15	\$51.01	\$35,664	\$48,482	\$64,095	\$83,504	\$106,109
13-2011	Accountants and auditors	26,760	2.63	\$31.64	\$65,814	1.39	\$17.21	\$21.47	\$27.81	\$37.71	\$50.24	\$35,787	\$44,660	\$57,837	\$78,440	\$104,502
13-2021	Appraisers and assessors of real estate	2,100	14.97	\$23.07	\$47,996	7.55	\$9.34	\$14.13	\$21.32	\$32.27	\$39.45	\$19,435	\$29,399	\$44,347	\$67,112	\$82,048
13-2031	Budget analysts	1,010	4.87	\$31.73	\$66,001	1.38	\$22.26	\$25.96	\$30.36	\$37.48	\$44.88	\$46,306	\$53,992	\$63,144	\$77,956	\$93,342
13-2041	Credit analysts	1,230	14.13	\$35.81	\$74,490	8.62	\$16.13	\$22.16	\$32.07	\$42.21	\$62.37	\$33,555	\$46,084	\$66,714	\$87,796	\$129,728
13-2051	Financial analysts	5,080	7.48	\$36.91	\$76,769	5.84	\$17.47	\$21.59	\$30.45	\$43.78	\$69.93	\$36,346	\$44,900	\$63,337	\$91,053	\$145,459
13-2052	Personal financial advisors	1,900	17.86	\$57.49	\$119,584	10.55	\$18.19	\$23.46	\$48.99	#	#	\$37,843	\$48,791	\$101,893	#	#

Data unavailable

Occupational Code	Occupational Title	Employment Estimate	Employment Percentage Relative Standard Error	Average Hourly Wage	Average Annual Wage	Wage Percentage Relative Standard Error	10th Percentile (Hourly)	25th Percentile (Hourly)	50th Percentile (Hourly)	75th Percentile (Hourly)	90th Percentile (Hourly)	10th Percentile (Annual)	25th Percentile (Annual)	50th Percentile (Annual)	75th Percentile (Annual)	90th Percentile (Annual)
13-2053	Insurance underwriters	1,770	12	\$27.90	\$58,023	2.37	\$15.38	\$19.97	\$27.18	\$35.21	\$40.78	\$31,994	\$41,535	\$56,529	\$73,247	\$84,831
13-2061	Financial examiners	270	10.6	\$39.81	\$82,797	3.92	\$23.87	\$28.49	\$37.04	\$48.66	\$61.42	\$49,652	\$59,256	\$77,040	\$101,220	\$127,761
13-2071	Loan counselors	280	15.8	\$22.70	\$47,211	4.39	\$13.53	\$16.00	\$19.77	\$26.78	\$36.24	\$28,133	\$33,275	\$41,123	\$55,700	\$75,374
13-2072	Loan officers	7,370	6.38	\$30.62	\$63,688	3.55	\$15.69	\$18.92	\$24.94	\$36.25	\$52.40	\$32,637	\$39,354	\$51,876	\$75,402	\$108,997
13-2081	Tax examiners, collectors, and revenue agents	730	1.01	\$29.31	\$60,970	1.01	\$17.78	\$21.34	\$27.28	\$37.25	\$45.68	\$36,976	\$44,382	\$56,751	\$77,483	\$95,018
13-2082	Tax preparers	400	29.77	\$14.18	\$29,501	14.94	\$7.12	\$7.59	\$12.08	\$18.07	\$28.79	\$14,818	\$15,780	\$25,117	\$37,584	\$59,885
13-2099	Financial specialists, all other	3,290	9.64	\$29.04	\$60,398	2.37	\$15.75	\$19.79	\$27.27	\$35.97	\$44.58	\$32,757	\$41,163	\$56,724	\$74,816	\$92,717
15-0000	Computer and Mathematical Occupations	81,700	2.3	\$37.04	\$77,047	0.98	\$19.71	\$26.74	\$35.74	\$45.84	\$56.89	\$41,002	\$55,626	\$74,332	\$95,343	\$118,341
15-1011	Computer and information scientists, research	350	17.19	\$46.78	\$97,292	3.66	\$30.12	\$35.77	\$44.82	\$57.35	#	\$62,659	\$74,407	\$93,228	\$119,296	#
15-1021	Computer programmers	6,520	7.74	\$37.86	\$78,752	3.5	\$19.78	\$27.34	\$35.95	\$44.80	\$56.21	\$41,146	\$56,862	\$74,767	\$93,186	\$116,917
15-1031	Computer software engineers, applications	13,990	6.87	\$43.30	\$90,065	1.61	\$26.42	\$33.88	\$41.80	\$51.33	\$61.47	\$54,949	\$70,473	\$86,946	\$106,766	\$127,850
15-1032	Computer software engineers, systems software	14,070	4.74	\$45.10	\$93,814	1.97	\$28.90	\$34.80	\$43.24	\$53.75	\$63.84	\$60,106	\$72,375	\$89,948	\$111,796	\$132,780
15-1041	Computer support specialists	12,490	4.67	\$24.11	\$50,147	1.4	\$13.93	\$17.86	\$23.01	\$29.59	\$36.36	\$28,982	\$37,142	\$47,859	\$61,548	\$75,633
15-1051	Computer systems analysts	9,530	5.08	\$38.25	\$79,563	1.38	\$23.73	\$29.52	\$37.33	\$46.22	\$55.80	\$49,365	\$61,398	\$77,656	\$96,131	\$116,055
15-1061	Database administrators	3,390	6.14	\$34.60	\$71,970	2.21	\$20.45	\$26.28	\$34.09	\$43.19	\$51.04	\$42,541	\$54,668	\$70,902	\$89,832	\$106,159
15-1071	Network and computer systems administrators	8,090	5.61	\$34.40	\$71,559	2.05	\$19.99	\$25.95	\$33.47	\$41.36	\$50.66	\$41,583	\$53,972	\$69,615	\$86,025	\$105,374
15-1081	Network systems and data communications analysts	5,270	8.3	\$34.16	\$71,060	2.75	\$18.07	\$25.04	\$33.45	\$42.69	\$50.97	\$37,595	\$52,079	\$69,578	\$88,787	\$106,008
15-1099	Computer specialists, all other	6,230	4.37	\$34.63	\$72,031	1.77	\$19.67	\$26.54	\$34.18	\$42.49	\$50.16	\$40,924	\$55,208	\$71,087	\$88,377	\$104,330
15-2011	Actuaries	420	48.24	\$47.78	\$99,384	4.3	\$26.58	\$33.55	\$44.00	\$58.94	#	\$55,277	\$69,789	\$91,529	\$122,604	#
15-2021	Mathematicians	40	10.86	\$47.43	\$98,657	9.72	\$22.85	\$41.10	\$51.50	\$59.41	\$64.74	\$47,519	\$85,491	\$107,117	\$123,569	\$134,658
15-2031	Operations research analysts	950	11.79	\$33.04	\$68,713	2.88	\$20.83	\$24.93	\$31.60	\$40.93	\$48.70	\$43,320	\$51,861	\$65,719	\$85,138	\$101,305
15-2041	Statisticians	330	14.15	\$34.04	\$70,799	5.07	\$21.25	\$25.97	\$31.83	\$41.99	\$49.86	\$44,210	\$54,019	\$66,213	\$87,340	\$103,716
15-2099	Mathematical scientists, all other	#	#	\$32.34	\$67,266	10.73	\$15.14	\$23.93	\$29.93	\$36.11	\$48.27	\$31,484	\$49,783	\$62,265	\$75,101	\$100,396
17-0000	Architecture and Engineering Occupations	57,230	2.81	\$35.70	\$74,248	1.32	\$18.61	\$24.35	\$33.29	\$44.59	\$57.13	\$38,702	\$50,645	\$69,245	\$92,743	\$118,831
17-1011	Architects, except landscape and naval	3,350	9.94	\$34.71	\$72,188	6.72	\$17.09	\$21.28	\$29.09	\$42.10	\$58.85	\$35,544	\$44,256	\$60,512	\$87,560	\$122,402
17-1012	Landscape architects	1,320	21.17	\$31.28	\$65,063	6.47	\$18.17	\$21.39	\$26.00	\$35.38	\$49.40	\$37,785	\$44,487	\$54,076	\$73,585	\$102,754
17-1021	Cartographers and photogrammetrists	960	16.47	\$29.43	\$61,218	4.78	\$16.78	\$21.60	\$28.45	\$36.88	\$44.64	\$34,900	\$44,919	\$59,168	\$76,714	\$92,858
17-1022	Surveyors	1,290	13.96	\$25.97	\$54,010	2.37	\$16.01	\$20.39	\$25.18	\$30.64	\$37.43	\$33,292	\$42,409	\$52,369	\$63,734	\$77,848
17-2011	Aerospace engineers	2,440	36.14	\$44.13	\$91,786	5.91	\$23.91	\$32.88	\$42.44	\$53.20	\$68.17	\$49,739	\$68,399	\$88,272	\$110,664	\$141,785
17-2021	Agricultural engineers	50	33.98	\$36.58	\$76,082	3.39	\$22.81	\$28.66	\$36.81	\$45.02	\$49.72	\$47,453	\$59,620	\$76,573	\$93,640	\$103,407
17-2031	Biomedical engineers	250	28.93	\$40.08	\$83,366	3.25	\$27.74	\$33.40	\$39.31	\$48.12	\$56.30	\$57,695	\$69,463	\$81,770	\$100,085	\$117,094
17-2041	Chemical engineers	460	21.37	\$42.69	\$88,805	10.33	\$23.24	\$29.84	\$39.37	\$49.26	#	\$48,333	\$62,060	\$81,900	\$102,466	#

Data unavailable

Occupational Code	Occupational Title	Employment Estimate	Employment Percentage Relative Standard Error	Average Hourly Wage	Average Annual Wage	Wage Percentage Relative Standard Error	10th Percentile (Hourly)	25th Percentile (Hourly)	50th Percentile (Hourly)	75th Percentile (Hourly)	90th Percentile (Hourly)	10th Percentile (Annual)	25th Percentile (Annual)	50th Percentile (Annual)	75th Percentile (Annual)	90th Percentile (Annual)
17-2051	Civil engineers	7,630	6.67	\$35.95	\$74,773	2.4	\$22.68	\$27.40	\$36.03	\$43.72	\$49.21	\$47,168	\$56,992	\$74,947	\$90,930	\$102,361
17-2061	Computer hardware engineers	3,420	11.37	\$49.65	\$103,276	2.2	\$30.37	\$38.52	\$48.36	\$61.26	#	\$63,168	\$80,132	\$100,584	\$127,412	#
17-2071	Electrical engineers	2,810	6.79	\$40.44	\$84,105	1.59	\$25.25	\$31.02	\$38.82	\$47.85	\$59.22	\$52,520	\$64,525	\$80,738	\$99,534	\$123,169
17-2072	Electronics engineers, except computer	5,250	6.69	\$42.34	\$88,069	1.56	\$27.92	\$32.96	\$40.60	\$50.88	\$62.11	\$58,083	\$68,561	\$84,451	\$105,830	\$129,194
17-2081	Environmental engineers	1,630	15.3	\$35.99	\$74,852	2.54	\$21.15	\$25.79	\$35.09	\$45.17	\$52.93	\$43,984	\$53,644	\$72,992	\$93,961	\$110,090
17-2111	Health and safety engineers, except mining safety engineers and inspectors	490	13.15	\$38.92	\$80,958	5.25	\$21.05	\$26.77	\$36.38	\$48.62	\$66.21	\$43,786	\$55,691	\$75,669	\$101,138	\$137,717
17-2112	Industrial engineers	3,430	7.33	\$37.49	\$77,973	1.79	\$24.24	\$30.41	\$36.50	\$44.25	\$53.49	\$50,415	\$63,244	\$75,915	\$92,033	\$111,261
17-2131	Materials engineers	760	13.08	\$44.38	\$92,307	4.08	\$26.57	\$36.26	\$46.10	\$55.22	\$60.99	\$55,271	\$75,413	\$95,879	\$114,867	\$126,858
17-2141	Mechanical engineers	3,200	7.09	\$40.60	\$84,439	3.9	\$23.12	\$29.49	\$37.39	\$46.94	\$59.98	\$48,089	\$61,339	\$77,762	\$97,632	\$124,754
17-2151	Mining and geological engineers, including mining safety engineers	410	12.82	\$46.86	\$97,464	3.34	\$28.93	\$35.72	\$45.06	\$57.52	#	\$60,180	\$74,289	\$93,718	\$119,646	#
17-2161	Nuclear engineers	#	#	\$56.73	\$118,007	4.68	\$49.86	\$52.64	\$57.40	\$62.17	#	\$103,700	\$109,490	\$119,399	\$129,307	#
17-2199	Engineers, all other	2,540	13.66	\$42.52	\$88,439	2.79	\$24.94	\$32.50	\$42.76	\$53.25	\$61.82	\$51,876	\$67,606	\$88,935	\$110,762	\$128,581
17-3011	Architectural and civil drafters	2,600	10.72	\$22.49	\$46,786	2.44	\$14.07	\$17.62	\$21.98	\$25.88	\$32.14	\$29,256	\$36,648	\$45,725	\$53,839	\$66,849
17-3012	Electrical and electronics drafters	630	12.16	\$26.81	\$55,764	3.08	\$16.99	\$20.16	\$24.79	\$31.76	\$41.61	\$35,348	\$41,934	\$51,559	\$66,053	\$86,550
17-3013	Mechanical drafters	770	11.24	\$23.68	\$49,264	2.7	\$15.34	\$17.74	\$22.79	\$28.50	\$34.78	\$31,912	\$36,895	\$47,396	\$59,283	\$72,338
17-3019	Drafters, all other	510	30.25	\$24.17	\$50,277	7.08	\$14.08	\$17.43	\$23.51	\$30.69	\$36.54	\$29,292	\$36,260	\$48,902	\$63,835	\$76,001
17-3021	Aerospace engineering and operations technicians	190	11.99	\$28.35	\$58,962	2.74	\$23.55	\$25.57	\$27.98	\$30.65	\$36.68	\$48,988	\$53,196	\$58,200	\$63,751	\$76,304
17-3022	Civil engineering technicians	1,500	14.03	\$23.57	\$49,033	2.91	\$13.96	\$18.36	\$23.66	\$28.66	\$33.95	\$29,045	\$38,198	\$49,207	\$59,618	\$70,618
17-3023	Electrical and electronic engineering technicians	2,960	5.97	\$26.34	\$54,778	1.77	\$17.23	\$20.84	\$25.73	\$30.60	\$37.04	\$35,830	\$43,344	\$53,510	\$63,653	\$77,052
17-3024	Electro-mechanical technicians	240	12.59	\$25.63	\$53,316	3.65	\$17.12	\$19.97	\$25.29	\$30.46	\$35.48	\$35,613	\$41,540	\$52,595	\$63,359	\$73,806
17-3025	Environmental engineering technicians	850	24.37	\$20.74	\$43,146	3.98	\$11.88	\$14.31	\$19.57	\$25.60	\$32.41	\$24,714	\$29,755	\$40,712	\$53,245	\$67,422
17-3026	Industrial engineering technicians	1,040	8.89	\$27.47	\$57,136	4.78	\$16.06	\$20.46	\$25.06	\$32.20	\$44.61	\$33,396	\$42,559	\$52,123	\$66,984	\$92,782
17-3027	Mechanical engineering technicians	300	12.54	\$25.82	\$53,695	2.82	\$14.53	\$19.82	\$24.96	\$30.05	\$39.68	\$30,232	\$41,235	\$51,907	\$62,499	\$82,530
17-3029	Engineering technicians, except drafters, all other	1,450	6.51	\$24.82	\$51,629	2.63	\$15.40	\$19.37	\$24.83	\$30.01	\$35.55	\$32,031	\$40,285	\$51,639	\$62,428	\$73,952
17-3031	Surveying and mapping technicians	1,530	12.29	\$18.82	\$39,137	3.61	\$10.91	\$13.70	\$18.00	\$23.14	\$28.97	\$22,699	\$28,489	\$37,441	\$48,126	\$60,259
19-0000	Life, Physical, and Social Science Occupations	28,770	2.59	\$30.94	\$64,345	1.95	\$14.66	\$19.75	\$28.25	\$39.07	\$51.70	\$30,494	\$41,076	\$58,756	\$81,270	\$107,530
19-1011	Animal scientists	#	#	\$39.54	\$82,234	9.2	\$20.57	\$23.03	\$34.14	\$55.71	#	\$42,779	\$47,910	\$71,006	\$115,877	#
19-1012	Food scientists and technologists	70	9.43	\$29.33	\$61,010	3.32	\$17.32	\$22.01	\$28.13	\$37.24	\$43.84	\$36,036	\$45,782	\$58,510	\$77,457	\$91,181
19-1013	Soil and plant scientists	420	29.71	\$29.96	\$62,312	5.5	\$17.43	\$19.65	\$28.93	\$36.87	\$47.54	\$36,253	\$40,872	\$60,181	\$76,686	\$98,890
19-1021	Biochemists and biophysicists	500	23.39	\$39.52	\$82,204	7.1	\$17.76	\$27.55	\$38.30	\$45.74	\$62.42	\$36,936	\$57,314	\$79,666	\$95,147	\$129,837

Data unavailable

Occupational Code	Occupational Title	Employment Estimate	Employment Percentage Relative Standard Error	Average Hourly Wage	Average Annual Wage	Wage Percentage Relative Standard Error	10th Percentile (Hourly)	25th Percentile (Hourly)	50th Percentile (Hourly)	75th Percentile (Hourly)	90th Percentile (Hourly)	10th Percentile (Annual)	25th Percentile (Annual)	50th Percentile (Annual)	75th Percentile (Annual)	90th Percentile (Annual)
19-1022	Microbiologists	290	14.63	\$32.52	\$67,634	6.37	\$16.18	\$21.53	\$29.10	\$39.75	\$49.85	\$33,647	\$44,783	\$60,525	\$82,688	\$103,685
19-1023	Zoologists and wildlife biologists	380	16.67	\$27.59	\$57,394	3.41	\$14.75	\$18.69	\$25.47	\$32.95	\$46.25	\$30,686	\$38,873	\$52,978	\$68,539	\$96,193
19-1029	Biological scientists, all other	680	4.29	\$30.34	\$63,110	0.93	\$19.54	\$25.10	\$30.35	\$36.15	\$40.79	\$40,653	\$52,198	\$63,128	\$75,197	\$84,844
19-1031	Conservation scientists	730	16.24	\$27.68	\$57,582	3.79	\$16.74	\$21.63	\$26.94	\$31.92	\$38.81	\$34,815	\$44,997	\$56,034	\$66,402	\$80,727
19-1032	Foresters	150	2.31	\$27.83	\$57,891	1.19	\$20.47	\$23.45	\$27.13	\$30.55	\$36.12	\$42,578	\$48,785	\$56,424	\$63,544	\$75,127
19-1041	Epidemiologists	40	8.04	\$30.02	\$62,432	2.78	\$20.82	\$26.69	\$31.32	\$34.90	\$37.10	\$43,309	\$55,511	\$65,140	\$72,583	\$77,168
19-1042	Medical scientists, except epidemiologists	580	25.37	\$37.89	\$78,803	5.79	\$20.55	\$26.30	\$33.86	\$44.99	\$61.20	\$42,735	\$54,699	\$70,439	\$93,583	\$127,295
19-2011	Astronomers	#	#	\$45.37	\$94,371	3.27	\$26.19	\$31.22	\$44.15	\$56.19	#	\$54,478	\$64,933	\$91,841	\$116,880	#
19-2012	Physicists	570	5.79	\$50.10	\$104,201	2.83	\$28.28	\$38.47	\$50.56	\$63.45	#	\$58,831	\$80,015	\$105,163	\$131,970	#
19-2021	Atmospheric and space scientists	1,160	14.29	\$39.26	\$81,666	5	\$18.38	\$27.28	\$39.58	\$49.75	\$61.17	\$38,220	\$56,742	\$82,319	\$103,474	\$127,236
19-2031	Chemists	1,740	12.18	\$35.41	\$73,651	3.19	\$17.41	\$23.68	\$31.81	\$46.52	\$59.86	\$36,205	\$49,259	\$66,167	\$96,754	\$124,506
19-2032	Materials scientists	240	27.79	\$37.53	\$78,056	2.87	\$24.39	\$29.33	\$36.07	\$44.23	\$53.12	\$50,727	\$61,010	\$75,018	\$92,004	\$110,484
19-2041	Environmental scientists and specialists, including health	2,600	8.35	\$34.76	\$72,296	2.97	\$19.52	\$25.24	\$31.69	\$42.73	\$54.94	\$40,594	\$52,508	\$65,925	\$88,887	\$114,285
19-2042	Geoscientists, except hydrologists and geographers	1,760	12.09	\$44.01	\$91,545	4.53	\$20.78	\$27.58	\$41.27	\$58.42	#	\$43,222	\$57,370	\$85,844	\$121,509	#
19-2043	Hydrologists	410	16.12	\$36.32	\$75,547	2.22	\$23.43	\$29.74	\$36.07	\$42.78	\$49.21	\$48,731	\$61,853	\$75,031	\$88,977	\$102,347
19-2099	Physical scientists, all other	620	11.19	\$40.86	\$84,984	2.32	\$23.18	\$31.47	\$41.94	\$49.04	\$59.87	\$48,209	\$65,447	\$87,226	\$102,013	\$124,521
19-3011	Economists	70	2.96	\$43.53	\$90,548	2.5	\$24.05	\$35.33	\$42.42	\$49.42	\$60.57	\$50,030	\$73,477	\$88,228	\$102,789	\$125,982
19-3021	Market research analysts	#	#	\$33.39	\$69,457	4.1	\$15.70	\$21.96	\$32.18	\$42.41	\$55.05	\$32,656	\$45,679	\$66,943	\$88,210	\$114,495
19-3022	Survey researchers	500	30.18	\$11.87	\$24,683	17.5	\$7.07	\$7.40	\$10.53	\$13.72	\$19.20	\$14,712	\$15,390	\$21,893	\$28,546	\$39,939
19-3031	Clinical, counseling, and school psychologists	1,900	5.83	\$32.89	\$68,415	2.5	\$17.86	\$25.79	\$32.17	\$39.82	\$48.53	\$37,155	\$53,652	\$66,909	\$82,830	\$100,942
19-3039	Psychologists, all other	220	16.65	\$36.63	\$76,184	4.04	\$20.37	\$26.41	\$37.57	\$44.71	\$49.08	\$42,360	\$54,928	\$78,156	\$92,993	\$102,082
19-3041	Sociologists	60	45.09	\$21.81	\$45,362	2.01	\$16.55	\$17.81	\$19.91	\$24.22	\$29.96	\$34,425	\$37,047	\$41,417	\$50,386	\$62,318
19-3051	Urban and regional planners	870	6.69	\$30.51	\$63,463	0.98	\$20.54	\$24.65	\$30.23	\$36.05	\$41.12	\$42,716	\$51,277	\$62,874	\$74,975	\$85,529
19-3091	Anthropologists and archeologists	310	25.35	\$23.09	\$48,034	2.33	\$15.36	\$16.86	\$20.73	\$27.08	\$36.38	\$31,945	\$35,064	\$43,127	\$56,337	\$75,669
19-3093	Historians	40	22.17	\$32.24	\$67,069	2.74	\$18.18	\$25.17	\$29.20	\$40.49	\$49.20	\$37,807	\$52,348	\$60,743	\$84,225	\$102,330
19-3099	Social scientists and related workers, all other	740	9.82	\$35.08	\$72,956	1.35	\$23.88	\$28.69	\$34.92	\$41.07	\$48.11	\$49,670	\$59,671	\$72,635	\$85,421	\$100,075
19-4011	Agricultural and food science technicians	220	3.47	\$17.02	\$35,406	4.26	\$12.49	\$13.68	\$15.52	\$19.75	\$24.05	\$25,979	\$28,456	\$32,285	\$41,079	\$50,033
19-4021	Biological technicians	2,240	3.18	\$20.56	\$42,763	1.65	\$13.32	\$15.60	\$19.09	\$24.62	\$30.66	\$27,700	\$32,450	\$39,703	\$51,214	\$63,766
19-4031	Chemical technicians	1,160	13.97	\$20.31	\$42,235	1.86	\$12.84	\$15.50	\$20.16	\$24.47	\$28.53	\$26,709	\$32,235	\$41,929	\$50,890	\$59,343
19-4041	Geological and petroleum technicians	780	15.75	\$26.82	\$55,782	5.32	\$14.15	\$17.83	\$25.93	\$32.80	\$40.05	\$29,441	\$37,095	\$53,945	\$68,222	\$83,310
19-4061	Social science research assistants	120	29.01	\$20.26	\$42,137	2.78	\$12.79	\$14.70	\$19.98	\$24.66	\$29.86	\$26,605	\$30,579	\$41,552	\$51,292	\$62,102

Data unavailable

Occupational Code	Occupational Title	Employment Estimate	Employment Percentage Relative Standard Error	Average Hourly Wage	Average Annual Wage	Wage Percentage Relative Standard Error	10th Percentile (Hourly)	25th Percentile (Hourly)	50th Percentile (Hourly)	75th Percentile (Hourly)	90th Percentile (Hourly)	10th Percentile (Annual)	25th Percentile (Annual)	50th Percentile (Annual)	75th Percentile (Annual)	90th Percentile (Annual)
19-4091	Environmental science and protection technicians, including health	970	15.13	\$20.15	\$41,909	2.65	\$13.05	\$14.62	\$19.16	\$24.79	\$29.12	\$27,148	\$30,417	\$39,854	\$51,571	\$60,573
19-4092	Forensic science technicians	260	4.91	\$24.32	\$50,586	1.38	\$16.72	\$19.95	\$24.06	\$28.66	\$32.46	\$34,782	\$41,499	\$50,042	\$59,613	\$67,508
19-4093	Forest and conservation technicians	940	1.33	\$16.56	\$34,447	0.61	\$11.65	\$13.06	\$15.03	\$19.07	\$24.17	\$24,228	\$27,172	\$31,271	\$39,671	\$50,268
19-4099	Life, physical, and social science technicians, all other	1,230	16.56	\$21.45	\$44,620	3.61	\$11.49	\$15.33	\$20.99	\$26.70	\$32.09	\$23,905	\$31,894	\$43,666	\$55,532	\$66,741
21-0000	Community and Social Services Occupations	27,650	3.49	\$19.18	\$39,904	1.2	\$10.75	\$13.65	\$17.84	\$23.57	\$30.17	\$22,357	\$28,387	\$37,116	\$49,035	\$62,746
21-1011	Substance abuse and behavioral disorder counselors	860	19.34	\$15.45	\$32,127	3.99	\$9.70	\$11.81	\$14.52	\$18.72	\$22.92	\$20,167	\$24,560	\$30,191	\$38,933	\$47,680
21-1012	Educational, vocational, and school counselors	3,160	4.53	\$22.50	\$46,799	1.71	\$13.80	\$17.41	\$21.68	\$27.84	\$33.39	\$28,703	\$36,215	\$45,100	\$57,915	\$69,453
21-1013	Marriage and family therapists	260	32.89	\$20.06	\$41,724	16.36	\$7.44	\$13.29	\$22.58	\$27.28	\$29.37	\$15,477	\$27,653	\$46,966	\$56,742	\$61,088
21-1014	Mental health counselors	2,570	11.33	\$17.39	\$36,182	2.65	\$11.54	\$13.19	\$15.57	\$20.30	\$26.13	\$24,012	\$27,440	\$32,390	\$42,230	\$54,352
21-1015	Rehabilitation counselors	1,680	16.26	\$16.72	\$34,787	3.14	\$9.91	\$12.03	\$15.18	\$19.58	\$26.75	\$20,615	\$25,015	\$31,580	\$40,734	\$55,646
21-1021	Child, family, and school social workers	3,530	5.67	\$22.10	\$45,978	1.54	\$13.04	\$16.07	\$20.71	\$27.20	\$34.16	\$27,115	\$33,427	\$43,072	\$56,566	\$71,054
21-1022	Medical and public health social workers	1,830	11.56	\$21.43	\$44,583	2.47	\$14.57	\$17.38	\$20.68	\$24.69	\$29.39	\$30,300	\$36,144	\$43,009	\$51,351	\$61,129
21-1023	Mental health and substance abuse social workers	2,080	9.17	\$16.00	\$33,283	2.09	\$10.58	\$12.49	\$14.52	\$18.19	\$24.21	\$22,005	\$25,970	\$30,209	\$37,838	\$50,349
21-1029	Social workers, all other	1,500	11.43	\$19.96	\$41,520	2.54	\$12.39	\$15.00	\$18.77	\$24.21	\$30.22	\$25,777	\$31,196	\$39,047	\$50,366	\$62,860
21-1091	Health educators	930	15.72	\$23.33	\$48,529	2.78	\$13.15	\$16.70	\$21.51	\$29.34	\$37.14	\$27,358	\$34,734	\$44,733	\$61,027	\$77,248
21-1092	Probation officers and correctional treatment specialists	1,640	5.76	\$26.18	\$54,464	1.39	\$17.68	\$21.30	\$26.19	\$31.36	\$36.41	\$36,779	\$44,304	\$54,468	\$65,219	\$75,742
21-1093	Social and human service assistants	3,890	5.16	\$14.16	\$29,462	1.8	\$8.58	\$10.80	\$13.62	\$17.12	\$20.93	\$17,850	\$22,457	\$28,326	\$35,609	\$43,531
21-1099	Community and social service specialists, all other	2,750	23.64	\$17.97	\$37,383	1.86	\$12.11	\$14.13	\$17.08	\$20.91	\$26.14	\$25,189	\$29,387	\$35,518	\$43,493	\$54,378
21-2011	Clergy	320	11.61	\$24.22	\$50,375	5.42	\$12.70	\$16.80	\$21.91	\$27.93	\$36.29	\$26,417	\$34,938	\$45,581	\$58,092	\$75,477
21-2021	Directors, religious activities and education	150	34.23	\$21.21	\$44,112	6.42	\$8.99	\$16.55	\$20.89	\$26.10	\$31.98	\$18,708	\$34,422	\$43,455	\$54,291	\$66,516
21-2099	Religious workers, all other	50	25.68	\$18.75	\$39,002	7.31	\$11.36	\$12.98	\$16.19	\$22.91	\$31.48	\$23,624	\$27,001	\$33,672	\$47,654	\$65,482
23-0000	Legal Occupations	18,050	3	\$40.49	\$84,224	2.31	\$16.67	\$21.87	\$31.58	\$52.48	#	\$34,664	\$45,480	\$65,691	\$109,163	#
23-1011	Lawyers	9,900	3.72	\$52.97	\$110,179	2.88	\$24.28	\$32.43	\$47.14	\$67.41	#	\$50,493	\$67,451	\$98,058	\$140,214	#
23-1022	Arbitrators, mediators, and conciliators	#	#	\$31.62	\$65,772	3.06	\$20.77	\$24.70	\$29.82	\$37.08	\$46.86	\$43,201	\$51,375	\$62,025	\$77,122	\$97,466
23-1023	Judges, magistrate judges, and magistrates	520	4.51	\$54.98	\$114,357	2.89	\$42.62	\$49.01	\$54.97	\$60.31	\$63.96	\$88,643	\$101,937	\$114,328	\$125,446	\$133,031
23-2011	Paralegals and legal assistants	4,810	8.1	\$22.24	\$46,259	1.78	\$14.25	\$17.35	\$21.11	\$26.49	\$31.49	\$29,636	\$36,097	\$43,909	\$55,103	\$65,502
23-2091	Court reporters	420	27.61	\$28.08	\$58,396	7.91	\$17.54	\$21.25	\$26.26	\$31.04	\$39.15	\$36,493	\$44,205	\$54,624	\$64,564	\$81,437
23-2092	Law clerks	#	#	\$19.09	\$39,716	5.54	\$13.00	\$14.67	\$18.84	\$21.82	\$24.11	\$27,033	\$30,516	\$39,181	\$45,387	\$50,157
23-2093	Title examiners, abstractors, and searchers	1,170	12.66	\$24.68	\$51,336	4.07	\$13.23	\$16.58	\$22.23	\$28.72	\$36.67	\$27,510	\$34,495	\$46,247	\$59,744	\$76,265
23-2099	Legal support workers, all other	#	#	\$22.28	\$46,332	4.88	\$13.77	\$16.48	\$21.06	\$26.89	\$31.12	\$28,652	\$34,277	\$43,807	\$55,935	\$64,730

Data unavailable

Occupational Code	Occupational Title	Employment Estimate	Employment Percentage Relative Standard Error	Average Hourly Wage	Average Annual Wage	Wage Percentage Relative Standard Error	10th Percentile (Hourly)	25th Percentile (Hourly)	50th Percentile (Hourly)	75th Percentile (Hourly)	90th Percentile (Hourly)	10th Percentile (Annual)	25th Percentile (Annual)	50th Percentile (Annual)	75th Percentile (Annual)	90th Percentile (Annual)
25-0000	Education, Training, and Library Occupations	125,450	1.61	\$21.69	\$45,112	1.88	\$10.70	\$14.24	\$19.41	\$26.57	\$34.28	\$22,252	\$29,628	\$40,364	\$55,264	\$71,301
25-1011	Business teachers, postsecondary	1,230	12.74	#	\$70,129	4.25	#	#	#	#	#	\$36,956	\$46,045	\$60,080	\$89,517	\$118,578
25-1021	Computer science teachers, postsecondary	480	15.58	#	\$63,870	4.72	#	#	#	#	#	\$33,276	\$42,899	\$58,457	\$79,847	\$103,234
25-1022	Mathematical science teachers, postsecondary	610	13.31	#	\$62,866	5.44	#	#	#	#	#	\$33,108	\$39,335	\$52,366	\$75,702	\$108,207
25-1031	Architecture teachers, postsecondary	310	34.53	#	\$62,788	3.51	#	#	#	#	#	\$41,714	\$51,518	\$57,923	\$70,440	\$93,815
25-1032	Engineering teachers, postsecondary	710	7.78	#	\$79,292	2.3	#	#	#	#	#	\$41,887	\$55,915	\$77,514	\$98,743	\$122,262
25-1041	Agricultural sciences teachers, postsecondary	200	17.28	#	\$67,550	4.18	#	#	#	#	#	\$33,564	\$43,030	\$62,370	\$83,784	\$112,590
25-1042	Biological science teachers, postsecondary	520	6.44	#	\$66,832	5.3	#	#	#	#	#	\$35,819	\$44,380	\$58,330	\$81,129	\$112,678
25-1051	Atmospheric, earth, marine, and space sciences teachers, postsecondary	230	5.9	#	\$64,136	6.51	#	#	#	#	#	\$22,614	\$37,694	\$59,987	\$85,353	\$105,702
25-1052	Chemistry teachers, postsecondary	320	7.65	#	\$84,084	4.23	#	#	#	#	#	\$41,580	\$52,536	\$73,639	\$116,694	\$141,742
25-1054	Physics teachers, postsecondary	220	7.62	#	\$98,871	8.06	#	#	#	#	#	\$41,895	\$51,262	\$77,121	\$126,091	#
25-1061	Anthropology and archeology teachers, postsecondary	160	13.26	#	\$59,437	3.2	#	#	#	#	#	\$34,950	\$45,530	\$57,872	\$72,770	\$86,451
25-1062	Area, ethnic, and cultural studies teachers, postsecondary	150	13.78	#	\$63,485	7.66	#	#	#	#	#	\$35,296	\$40,989	\$54,142	\$78,369	\$112,221
25-1063	Economics teachers, postsecondary	250	14.76	#	\$71,822	2.74	#	#	#	#	#	\$36,788	\$54,118	\$70,337	\$83,035	\$111,095
25-1064	Geography teachers, postsecondary	90	14.08	#	\$62,577	2.02	#	#	#	#	#	\$42,144	\$51,961	\$59,964	\$71,907	\$85,485
25-1065	Political science teachers, postsecondary	300	18	#	\$65,946	4	#	#	#	#	#	\$35,583	\$47,789	\$59,592	\$76,601	\$102,984
25-1066	Psychology teachers, postsecondary	880	19.3	#	\$65,955	3.59	#	#	#	#	#	\$36,062	\$46,021	\$60,086	\$78,723	\$103,098
25-1067	Sociology teachers, postsecondary	220	7.8	#	\$53,964	2.9	#	#	#	#	#	\$27,516	\$36,400	\$52,741	\$65,993	\$82,882
25-1069	Social sciences teachers, postsecondary, all other	40	33.51	\$36.85	\$76,644	9.18	\$13.62	\$22.66	\$28.43	\$35.28	#	\$28,332	\$47,133	\$59,140	\$73,392	#
25-1071	Health specialties teachers, postsecondary	3,160	7.93	#	\$98,154	12.33	#	#	#	#	#	\$40,850	\$49,949	\$80,504	\$132,864	#
25-1072	Nursing instructors and teachers, postsecondary	550	18.3	#	\$59,079	4.92	#	#	#	#	#	\$33,534	\$44,095	\$60,628	\$73,874	\$81,747
25-1081	Education teachers, postsecondary	820	16.98	#	\$54,269	4.18	#	#	#	#	#	\$31,349	\$39,657	\$51,357	\$64,410	\$82,095
25-1082	Library science teachers, postsecondary	150	14.6	#	\$59,181	2.47	#	#	#	#	#	\$42,405	\$48,948	\$56,476	\$65,833	\$78,999
25-1111	Criminal justice and law enforcement teachers, postsecondary	130	16.83	#	\$49,006	6.24	#	#	#	#	#	\$34,297	\$37,722	\$43,357	\$52,868	\$75,116
25-1112	Law teachers, postsecondary	160	3.52	#	\$106,992	3.55	#	#	#	#	#	\$51,767	\$73,072	\$103,764	\$131,566	#
25-1113	Social work teachers, postsecondary	110	1.56	#	\$59,756	1.9	#	#	#	#	#	\$35,940	\$41,106	\$55,377	\$73,897	\$94,260
25-1121	Art, drama, and music teachers, postsecondary	1,320	9.7	#	\$53,694	3.79	#	#	#	#	#	\$27,734	\$37,296	\$48,378	\$62,098	\$84,241
25-1122	Communications teachers, postsecondary	470	9.03	#	\$49,739	3.16	#	#	#	#	#	\$27,892	\$35,580	\$46,983	\$60,288	\$76,263
25-1123	English language and literature teachers, postsecondary	980	7.34	#	\$50,965	3.91	#	#	#	#	#	\$25,206	\$35,521	\$46,335	\$65,090	\$78,120

Data unavailable

Occupational Code	Occupational Title	Employment Estimate	Employment Percentage Relative Standard Error	Average Hourly Wage	Average Annual Wage	Wage Percentage Relative Standard Error	10th Percentile (Hourly)	25th Percentile (Hourly)	50th Percentile (Hourly)	75th Percentile (Hourly)	90th Percentile (Hourly)	10th Percentile (Annual)	25th Percentile (Annual)	50th Percentile (Annual)	75th Percentile (Annual)	90th Percentile (Annual)
25-1124	Foreign language and literature teachers, postsecondary	620	16.05	#	\$56,073	3.55	#	#	#	#	#	\$33,158	\$39,212	\$52,352	\$67,347	\$81,930
25-1125	History teachers, postsecondary	360	13.44	#	\$53,571	6.14	#	#	#	#	#	\$27,115	\$32,103	\$48,875	\$64,619	\$86,435
25-1126	Philosophy and religion teachers, postsecondary	280	10.12	#	\$56,914	6.4	#	#	#	#	#	\$26,752	\$35,830	\$51,064	\$68,611	\$94,699
25-1192	Home economics teachers, postsecondary	90	17.02	#	\$60,005	6.17	#	#	#	#	#	\$28,182	\$40,245	\$53,947	\$75,733	\$102,481
25-1193	Recreation and fitness studies teachers, postsecondary	200	14.64	#	\$53,088	3.98	#	#	#	#	#	\$29,428	\$37,785	\$46,783	\$62,199	\$84,030
25-1194	Vocational education teachers, postsecondary	2,270	14.27	\$19.17	\$39,865	4.42	\$11.51	\$13.97	\$17.35	\$22.59	\$31.34	\$23,932	\$29,048	\$36,098	\$46,992	\$65,180
25-1199	Postsecondary teachers, all other	3,490	20.9	#	\$62,364	4.79	#	#	#	#	#	\$23,848	\$36,343	\$52,397	\$82,909	\$117,538
25-2011	Preschool teachers, except special education	5,700	8.76	\$12.17	\$25,311	2.43	\$7.39	\$9.15	\$11.62	\$14.06	\$17.52	\$15,381	\$19,036	\$24,175	\$29,244	\$36,441
25-2012	Kindergarten teachers, except special education	2,740	2.24	#	\$44,003	0.91	#	#	#	#	#	\$30,246	\$34,899	\$41,515	\$52,374	\$62,679
25-2021	Elementary school teachers, except special education	21,260	1.84	#	\$46,133	1.14	#	#	#	#	#	\$31,827	\$36,448	\$44,321	\$55,342	\$64,995
25-2022	Middle school teachers, except special and vocational education	11,900	1.66	#	\$46,459	1.24	#	#	#	#	#	\$32,212	\$36,574	\$44,368	\$55,690	\$65,661
25-2023	Vocational education teachers, middle school	#	#	#	\$45,704	3.77	#	#	#	#	#	\$29,171	\$33,300	\$41,677	\$58,272	\$65,883
25-2031	Secondary school teachers, except special and vocational education	15,420	3	#	\$47,035	1.46	#	#	#	#	#	\$32,325	\$37,019	\$45,237	\$56,645	\$66,319
25-2032	Vocational education teachers, secondary school	#	#	#	\$50,033	1.39	#	#	#	#	#	\$34,524	\$40,290	\$49,337	\$59,851	\$67,357
25-2041	Special education teachers, preschool, kindergarten, and elementary school	2,820	2.59	#	\$48,890	1.3	#	#	#	#	#	\$33,062	\$38,396	\$47,370	\$59,130	\$70,006
25-2042	Special education teachers, middle school	1,280	1.31	#	\$48,523	0.69	#	#	#	#	#	\$33,877	\$38,570	\$47,050	\$57,979	\$67,279
25-2043	Special education teachers, secondary school	1,630	2.21	#	\$49,635	0.86	#	#	#	#	#	\$33,622	\$38,891	\$48,004	\$60,277	\$71,024
25-3011	Adult literacy, remedial education, and ged teachers and instructors	560	18.14	\$18.78	\$39,067	2.27	\$13.51	\$15.32	\$17.79	\$21.57	\$26.27	\$28,091	\$31,868	\$37,000	\$44,861	\$54,649
25-3021	Self-enrichment education teachers	3,530	9.8	\$16.17	\$33,626	4.07	\$8.72	\$10.85	\$14.31	\$20.88	\$26.68	\$18,133	\$22,567	\$29,764	\$43,434	\$55,487
25-3099	Teachers and instructors, all other	7,650	2.4	\$20.86	\$43,379	2.55	\$13.10	\$14.79	\$18.40	\$25.34	\$31.75	\$27,248	\$30,757	\$38,275	\$52,709	\$66,034
25-4011	Archivists	60	14.18	\$23.28	\$48,425	2.6	\$14.66	\$17.58	\$22.43	\$29.01	\$32.84	\$30,486	\$36,576	\$46,653	\$60,338	\$68,308
25-4012	Curators	260	26.3	\$25.63	\$53,310	1.74	\$16.71	\$19.89	\$25.65	\$30.40	\$36.49	\$34,763	\$41,373	\$53,356	\$63,225	\$75,896
25-4013	Museum technicians and conservators	230	24.4	\$19.89	\$41,365	3.5	\$12.06	\$14.78	\$18.20	\$23.49	\$29.86	\$25,082	\$30,737	\$37,864	\$48,865	\$62,117
25-4021	Librarians	2,610	5.12	\$27.17	\$56,505	2.05	\$15.90	\$20.07	\$25.81	\$33.85	\$41.49	\$33,082	\$41,756	\$53,690	\$70,414	\$86,303
25-4031	Library technicians	2,800	6.51	\$14.29	\$29,724	1.43	\$9.77	\$11.40	\$13.86	\$16.49	\$19.92	\$20,317	\$23,713	\$28,834	\$34,295	\$41,430
25-9011	Audio-visual collections specialists	#	#	\$23.63	\$49,142	5.02	\$15.99	\$20.47	\$24.16	\$27.16	\$29.69	\$33,262	\$42,576	\$50,252	\$56,493	\$61,764
25-9031	Instructional coordinators	1,640	4.6	\$30.10	\$62,601	1.59	\$17.78	\$23.26	\$29.79	\$36.47	\$43.51	\$36,978	\$48,384	\$61,964	\$75,853	\$90,505
25-9041	Teacher assistants	17,960	2.52	#	\$24,012	1.26	#	#	#	#	#	\$16,857	\$20,011	\$23,603	\$27,611	\$31,507

Data unavailable

Occupational Code	Occupational Title	Employment Estimate	Employment Percentage Relative Standard Error	Average Hourly Wage	Average Annual Wage	Wage Percentage Relative Standard Error	10th Percentile (Hourly)	25th Percentile (Hourly)	50th Percentile (Hourly)	75th Percentile (Hourly)	90th Percentile (Hourly)	10th Percentile (Annual)	25th Percentile (Annual)	50th Percentile (Annual)	75th Percentile (Annual)	90th Percentile (Annual)
25-9099	Education, training, and library workers, all other	1,770	2.14	\$15.34	\$31,912	8.8	\$10.11	\$10.79	\$11.93	\$18.42	\$26.05	\$21,034	\$22,449	\$24,808	\$38,321	\$54,180
27-0000	Arts, Design, Entertainment, Sports, and Media Occupations	38,110	2.4	\$21.55	\$44,827	1.5	\$8.59	\$12.18	\$18.52	\$27.28	\$38.24	\$17,861	\$25,327	\$38,532	\$56,752	\$79,538
27-1011	Art directors	480	12.96	\$31.96	\$66,467	3.66	\$17.29	\$22.60	\$30.39	\$37.74	\$47.93	\$35,968	\$46,999	\$63,206	\$78,497	\$99,705
27-1012	Craft artists	310	34.96	\$11.77	\$24,478	7.57	\$7.33	\$8.31	\$11.03	\$13.88	\$15.38	\$15,236	\$17,281	\$22,935	\$28,863	\$31,985
27-1013	Fine artists, including painters, sculptors, and illustrators	220	31.97	\$14.15	\$29,436	15.02	\$6.94	\$7.08	\$7.33	\$19.41	\$30.59	\$14,443	\$14,735	\$15,244	\$40,374	\$63,631
27-1014	Multi-media artists and animators	370	34.22	\$23.43	\$48,745	3.47	\$13.94	\$19.31	\$22.45	\$27.75	\$34.81	\$29,004	\$40,158	\$46,699	\$57,716	\$72,406
27-1019	Artists and related workers, all other	210	10.66	\$16.99	\$35,335	4.1	\$7.20	\$10.68	\$14.59	\$21.22	\$30.46	\$14,969	\$22,204	\$30,357	\$44,135	\$63,357
27-1021	Commercial and industrial designers	510	21.61	\$23.94	\$49,796	3.23	\$13.80	\$17.87	\$22.60	\$28.89	\$37.01	\$28,706	\$37,162	\$47,001	\$60,093	\$76,982
27-1022	Fashion designers	60	30.01	\$28.14	\$58,541	19.66	\$15.56	\$17.28	\$21.51	\$32.83	\$63.16	\$32,355	\$35,941	\$44,745	\$68,280	\$131,368
27-1023	Floral designers	1,070	7.57	\$11.83	\$24,616	2.28	\$8.11	\$9.40	\$11.37	\$13.98	\$16.41	\$16,870	\$19,544	\$23,656	\$29,080	\$34,132
27-1024	Graphic designers	3,340	5.12	\$20.59	\$42,819	1.8	\$12.04	\$14.66	\$19.06	\$25.11	\$31.52	\$25,038	\$30,485	\$39,648	\$52,222	\$65,561
27-1025	Interior designers	1,410	11.36	\$20.73	\$43,114	4.79	\$9.73	\$14.20	\$18.77	\$25.23	\$34.01	\$20,248	\$29,539	\$39,047	\$52,487	\$70,749
27-1026	Merchandise displayers and window trimmers	1,020	15.45	\$11.46	\$23,829	3.67	\$7.32	\$8.66	\$10.96	\$13.73	\$16.25	\$15,234	\$18,014	\$22,794	\$28,561	\$33,799
27-1027	Set and exhibit designers	170	24.06	\$14.06	\$29,237	5.16	\$9.49	\$11.93	\$12.99	\$14.04	\$21.25	\$19,735	\$24,821	\$27,011	\$29,197	\$44,192
27-1029	Designers, all other	90	21.41	\$16.91	\$35,180	5.27	\$8.04	\$10.75	\$15.53	\$21.56	\$24.91	\$16,726	\$22,360	\$32,302	\$44,855	\$51,818
27-2011	Actors	110	15.95	\$16.35	#	10.5	\$7.15	\$8.20	\$12.48	\$22.74	\$24.92	#	#	#	#	#
27-2012	Producers and directors	1,220	15.65	\$28.91	\$60,136	3.96	\$12.56	\$17.04	\$23.69	\$37.53	\$53.54	\$26,130	\$35,439	\$49,280	\$78,066	\$111,373
27-2021	Athletes and sports competitors	50	24	#	\$41,774	18.12	#	#	#	#	#	\$14,800	\$21,960	\$29,469	\$45,675	\$73,687
27-2022	Coaches and scouts	5,790	5.37	#	\$32,243	3.29	#	#	#	#	#	\$17,320	\$20,426	\$25,898	\$36,812	\$50,797
27-2023	Umpires, referees, and other sports officials	920	14.46	#	\$22,646	4.05	#	#	#	#	#	\$14,657	\$15,473	\$20,382	\$25,440	\$35,819
27-2031	Dancers	650	14.7	\$10.64	#	7.25	\$6.93	\$7.05	\$7.26	\$7.68	\$23.77	#	#	#	#	#
27-2041	Music directors and composers	150	30.78	\$14.95	\$31,092	11.85	\$7.02	\$7.28	\$12.38	\$19.92	\$28.28	\$14,603	\$15,134	\$25,750	\$41,431	\$58,832
27-2042	Musicians and singers	830	15.59	\$24.03	#	14.26	\$7.15	\$7.80	\$21.89	\$38.43	\$45.04	#	#	#	#	#
27-2099	Entertainers and performers, sports and related workers, all other	270	13.49	\$21.94	#	16.81	\$8.08	\$9.47	\$15.18	\$22.42	\$39.71	#	#	#	#	#
27-3012	Public address system and other announcers	120	18.11	\$16.55	\$34,415	15.03	\$7.09	\$7.59	\$9.66	\$19.12	\$35.25	\$14,755	\$15,783	\$20,096	\$39,775	\$73,316
27-3021	Broadcast news analysts	160	16.52	\$46.06	\$95,797	12.32	\$13.98	\$19.50	\$32.43	#	#	\$29,078	\$40,558	\$67,457	#	#
27-3022	Reporters and correspondents	840	14.01	\$22.87	\$47,561	7.07	\$10.09	\$12.96	\$17.52	\$31.02	\$39.18	\$20,978	\$26,961	\$36,447	\$64,525	\$81,501
27-3031	Public relations specialists	7,170	5.09	\$28.07	\$58,391	2.33	\$14.17	\$18.22	\$24.30	\$34.69	\$48.94	\$29,480	\$37,897	\$50,535	\$72,163	\$101,796
27-3041	Editors	2,250	9.07	\$24.52	\$51,006	2.89	\$12.79	\$18.37	\$23.33	\$30.79	\$37.64	\$26,602	\$38,218	\$48,516	\$64,048	\$78,289
27-3042	Technical writers	1,340	10.57	\$29.99	\$62,379	1.56	\$19.31	\$23.07	\$29.47	\$36.64	\$42.62	\$40,162	\$47,984	\$61,290	\$76,214	\$88,646

Data unavailable

Occupational Code	Occupational Title	Employment Estimate	Employment Percentage Relative Standard Error	Average Hourly Wage	Average Annual Wage	Wage Percentage Relative Standard Error	10th Percentile (Hourly)	25th Percentile (Hourly)	50th Percentile (Hourly)	75th Percentile (Hourly)	90th Percentile (Hourly)	10th Percentile (Annual)	25th Percentile (Annual)	50th Percentile (Annual)	75th Percentile (Annual)	90th Percentile (Annual)
27-3043	Writers and authors	700	13.58	\$30.16	\$62,727	6.59	\$13.47	\$17.96	\$26.11	\$33.42	\$46.53	\$28,014	\$37,350	\$54,311	\$69,520	\$96,785
27-3091	Interpreters and translators	780	16.22	\$20.18	\$41,973	4.36	\$11.73	\$15.39	\$19.65	\$24.46	\$29.62	\$24,395	\$32,017	\$40,868	\$50,884	\$61,613
27-3099	Media and communication workers, all other	500	11.24	\$22.13	\$46,029	2.68	\$10.69	\$14.48	\$20.06	\$26.85	\$37.19	\$22,237	\$30,119	\$41,721	\$55,843	\$77,362
27-4011	Audio and video equipment technicians	660	10.7	\$16.04	\$33,369	5.31	\$9.95	\$11.15	\$14.54	\$20.13	\$24.40	\$20,701	\$23,191	\$30,252	\$41,874	\$50,746
27-4012	Broadcast technicians	850	13.37	\$21.17	\$44,031	3.33	\$8.74	\$12.49	\$20.03	\$29.16	\$36.17	\$18,172	\$25,980	\$41,665	\$60,661	\$75,241
27-4014	Sound engineering technicians	150	23.52	\$18.15	\$37,761	9.27	\$8.76	\$12.20	\$15.62	\$20.40	\$34.48	\$18,217	\$25,380	\$32,482	\$42,435	\$71,728
27-4021	Photographers	1,110	13.05	\$15.50	\$32,246	6.37	\$7.10	\$7.86	\$13.10	\$20.88	\$29.73	\$14,759	\$16,339	\$27,248	\$43,432	\$61,832
27-4031	Camera operators, television, video, and motion picture	300	10.31	\$19.46	\$40,477	5.87	\$9.35	\$12.71	\$18.45	\$25.20	\$30.34	\$19,444	\$26,435	\$38,384	\$52,410	\$63,111
27-4032	Film and video editors	370	16.38	\$29.14	\$60,604	7.31	\$12.96	\$18.67	\$26.70	\$40.25	\$50.71	\$26,967	\$38,828	\$55,530	\$83,714	\$105,483
27-4099	Media and communication equipment workers, all other	570	18.76	\$25.53	\$53,105	5.8	\$11.25	\$14.73	\$24.16	\$35.06	\$44.07	\$23,408	\$30,631	\$50,247	\$72,929	\$91,672
29-0000	Healthcare Practitioners and Technical Occupations	102,840	1.64	\$31.70	\$65,927	1.15	\$14.27	\$19.53	\$27.41	\$36.02	\$50.46	\$29,691	\$40,627	\$57,016	\$74,923	\$104,950
29-1011	Chiropractors	680	14.56	\$36.76	\$76,469	29.91	\$14.91	\$19.53	\$23.20	\$36.46	#	\$31,006	\$40,618	\$48,249	\$75,840	#
29-1021	Dentists, general	1,260	14.67	\$79.07	\$164,471	4.78	\$42.97	\$51.94	#	#	#	\$89,381	\$108,039	#	#	#
29-1023	Orthodontists	80	37.63	\$75.35	\$156,720	12.33	\$27.95	\$53.00	#	#	#	\$58,130	\$110,235	#	#	#
29-1029	Dentists, all other specialists	30	12.88	\$51.34	\$106,787	7.15	\$20.89	\$33.11	\$46.50	\$69.67	#	\$43,456	\$68,868	\$96,720	\$144,922	#
29-1031	Dietitians and nutritionists	860	20.96	\$20.75	\$43,150	2.07	\$12.19	\$16.06	\$20.03	\$25.58	\$30.07	\$25,361	\$33,398	\$41,658	\$53,215	\$62,551
29-1041	Optometrists	570	16.38	\$34.68	\$72,138	7.86	\$13.77	\$21.59	\$31.01	\$47.88	\$58.62	\$28,634	\$44,910	\$64,509	\$99,600	\$121,934
29-1051	Pharmacists	4,080	3.41	\$47.39	\$98,566	1.06	\$35.94	\$42.96	\$48.55	\$55.26	\$60.48	\$74,753	\$89,362	\$100,988	\$114,936	\$125,794
29-1061	Anesthesiologists	480	33.39	\$93.55	\$194,582	12.21	\$42.74	#	#	#	#	\$88,889	#	#	#	#
29-1062	Family and general practitioners	1,780	12.47	\$68.22	\$141,896	4.06	\$36.78	\$49.99	\$63.13	#	#	\$76,504	\$103,983	\$131,313	#	#
29-1063	Internists, general	480	18.46	\$91.07	\$189,418	6.95	\$55.34	#	#	#	#	\$115,102	#	#	#	#
29-1064	Obstetricians and gynecologists	380	29.88	\$88.14	\$183,335	6.95	\$32.67	#	#	#	#	\$67,949	#	#	#	#
29-1065	Pediatricians, general	270	24.24	\$79.72	\$165,821	6.91	\$41.03	\$59.95	#	#	#	\$85,344	\$124,691	#	#	#
29-1066	Psychiatrists	600	45.78	\$87.11	\$181,187	12.32	\$55.12	#	#	#	#	\$114,654	#	#	#	#
29-1067	Surgeons	1,040	13.48	#	#	#	\$46.42	#	#	#	#	\$96,549	#	#	#	#
29-1069	Physicians and surgeons, all other	3,470	7.05	\$66.04	\$137,368	8.68	\$17.80	\$22.58	#	#	#	\$37,032	\$46,956	#	#	#
29-1071	Physician assistants	1,330	9.44	\$36.56	\$76,046	1.74	\$25.87	\$31.68	\$37.15	\$43.46	\$48.51	\$53,818	\$65,890	\$77,265	\$90,390	\$100,906
29-1081	Podiatrists	60	30.78	\$58.97	\$122,653	17.73	\$14.16	\$23.47	\$54.25	#	#	\$29,459	\$48,810	\$112,841	#	#
29-1111	Registered nurses	36,850	2.77	\$29.75	\$61,889	0.77	\$20.92	\$25.16	\$29.69	\$34.75	\$38.83	\$43,515	\$52,339	\$61,753	\$72,278	\$80,766
29-1121	Audiologists	290	17.35	\$28.15	\$58,560	4.93	\$18.21	\$23.89	\$28.27	\$32.79	\$39.17	\$37,877	\$49,697	\$58,804	\$68,210	\$81,468

Data unavailable

Occupational Code	Occupational Title	Employment Estimate	Employment Percentage Relative Standard Error	Average Hourly Wage	Average Annual Wage	Wage Percentage Relative Standard Error	10th Percentile (Hourly)	25th Percentile (Hourly)	50th Percentile (Hourly)	75th Percentile (Hourly)	90th Percentile (Hourly)	10th Percentile (Annual)	25th Percentile (Annual)	50th Percentile (Annual)	75th Percentile (Annual)	90th Percentile (Annual)
29-9099	Healthcare practitioners and technical workers, all other	410	20.75	\$23.75	\$49,392	7.52	\$11.40	\$14.56	\$22.34	\$31.12	\$40.88	\$23,716	\$30,277	\$46,461	\$64,727	\$85,037
31-0000	Healthcare Support Occupations	44,880	3.18	\$13.64	\$28,372	0.93	\$8.86	\$10.70	\$13.09	\$15.68	\$19.17	\$18,439	\$22,261	\$27,236	\$32,608	\$39,869
31-1011	Home health aides	7,910	13.98	\$10.97	\$22,808	2.31	\$7.51	\$8.72	\$10.68	\$12.96	\$14.44	\$15,621	\$18,145	\$22,206	\$26,948	\$30,026
31-1012	Nursing aides, orderlies, and attendants	16,400	2.75	\$12.36	\$25,701	0.59	\$9.19	\$10.50	\$12.20	\$14.20	\$15.91	\$19,120	\$21,838	\$25,378	\$29,542	\$33,092
31-1013	Psychiatric aides	310	27.28	\$12.26	\$25,507	1.77	\$9.44	\$10.25	\$11.67	\$13.72	\$15.73	\$19,631	\$21,321	\$24,275	\$28,542	\$32,726
31-2011	Occupational therapist assistants	250	11.17	\$19.32	\$40,186	1.07	\$13.95	\$16.44	\$19.34	\$22.34	\$24.63	\$29,015	\$34,193	\$40,226	\$46,477	\$51,237
31-2012	Occupational therapist aides	40	10.23	\$17.08	\$35,519	2.96	\$11.66	\$14.05	\$16.69	\$19.20	\$22.96	\$24,251	\$29,224	\$34,708	\$39,945	\$47,753
31-2021	Physical therapist assistants	700	8.82	\$17.29	\$35,955	1.7	\$11.46	\$14.39	\$17.34	\$20.35	\$23.05	\$23,845	\$29,928	\$36,063	\$42,323	\$47,950
31-2022	Physical therapist aides	430	14.02	\$14.11	\$29,348	3.24	\$9.72	\$11.33	\$14.37	\$17.06	\$18.61	\$20,210	\$23,564	\$29,883	\$35,484	\$38,708
31-9011	Massage therapists	1,580	19.86	\$19.38	\$40,312	5.32	\$7.24	\$12.10	\$18.59	\$24.58	\$31.68	\$15,068	\$25,171	\$38,663	\$51,117	\$65,894
31-9091	Dental assistants	4,930	10.08	\$16.90	\$35,145	1.96	\$11.69	\$13.60	\$16.37	\$19.53	\$23.25	\$24,310	\$28,289	\$34,054	\$40,616	\$48,350
31-9092	Medical assistants	7,040	3.97	\$14.78	\$30,743	1.21	\$10.62	\$12.53	\$14.41	\$16.96	\$19.46	\$22,094	\$26,056	\$29,967	\$35,282	\$40,470
31-9093	Medical equipment preparers	630	10.49	\$13.93	\$28,968	1.21	\$10.32	\$11.75	\$13.60	\$15.46	\$18.08	\$21,462	\$24,439	\$28,295	\$32,158	\$37,605
31-9094	Medical transcriptionists	1,500	18.04	\$16.91	\$35,169	2.64	\$10.92	\$13.87	\$16.63	\$19.49	\$23.33	\$22,707	\$28,845	\$34,587	\$40,537	\$48,528
31-9095	Pharmacy aides	350	15.48	\$12.73	\$26,477	4.3	\$8.22	\$9.33	\$12.06	\$15.78	\$18.28	\$17,088	\$19,399	\$25,095	\$32,829	\$38,024
31-9096	Veterinary assistants and laboratory animal caretakers	740	15.85	\$10.59	\$22,032	3.85	\$7.47	\$8.39	\$9.93	\$12.57	\$14.72	\$15,540	\$17,450	\$20,660	\$26,136	\$30,616
31-9099	Healthcare support workers, all other	2,070	12.69	\$14.97	\$31,134	1.22	\$10.23	\$12.40	\$14.51	\$17.43	\$19.84	\$21,271	\$25,791	\$30,174	\$36,259	\$41,276
33-0000	Protective Service Occupations	48,090	3.27	\$19.40	\$40,346	2.43	\$8.66	\$11.55	\$17.49	\$26.27	\$33.46	\$18,004	\$24,024	\$36,386	\$54,652	\$69,592
33-1011	First-line supervisors/managers of correctional officers	680	1.59	\$29.76	\$61,910	1.85	\$22.52	\$26.41	\$29.62	\$34.40	\$38.38	\$46,834	\$54,927	\$61,607	\$71,542	\$79,825
33-1012	First-line supervisors/managers of police and detectives	1,010	2.96	\$40.02	\$83,235	1.27	\$27.89	\$34.90	\$41.26	\$46.95	\$51.06	\$58,005	\$72,600	\$85,828	\$97,648	\$106,200
33-1021	First-line supervisors/managers of fire fighting and prevention workers	750	12.66	\$32.06	\$66,676	3.12	\$21.82	\$24.36	\$30.45	\$39.07	\$46.21	\$45,387	\$50,669	\$63,340	\$81,259	\$96,116
33-1099	First-line supervisors/managers, protective service workers, all other	780	7.49	\$21.34	\$44,378	2.73	\$12.27	\$14.65	\$19.11	\$27.41	\$33.56	\$25,516	\$30,475	\$39,743	\$57,019	\$69,799
33-2011	Fire fighters	4,200	6.73	\$23.99	\$49,897	3.56	\$14.87	\$18.47	\$23.06	\$30.20	\$36.15	\$30,929	\$38,419	\$47,973	\$62,816	\$75,188
33-2021	Fire inspectors and investigators	#	#	\$28.27	\$58,811	2.95	\$20.78	\$25.58	\$28.76	\$31.93	\$36.52	\$43,221	\$53,204	\$59,812	\$66,411	\$75,956
33-3011	Bailiffs	140	4.97	\$17.98	\$37,402	2.19	\$11.46	\$13.00	\$15.13	\$23.46	\$28.66	\$23,843	\$27,033	\$31,471	\$48,789	\$59,621
33-3012	Correctional officers and jailers	7,300	4.06	\$20.84	\$43,344	1.56	\$15.11	\$17.18	\$20.17	\$24.78	\$28.90	\$31,428	\$35,733	\$41,952	\$51,551	\$60,113
33-3021	Detectives and criminal investigators	1,650	1.73	\$33.78	\$70,264	1.86	\$23.13	\$29.12	\$34.64	\$39.28	\$44.82	\$48,121	\$60,575	\$72,059	\$81,692	\$93,232
33-3031	Fish and game wardens	210	1.23	\$25.04	\$52,083	1.56	\$20.12	\$22.07	\$25.34	\$28.69	\$30.70	\$41,844	\$45,916	\$52,717	\$59,680	\$63,858

Data unavailable

Occupational Code	Occupational Title	Employment Estimate	Employment Percentage Relative Standard Error	Average Hourly Wage	Average Annual Wage	Wage Percentage Relative Standard Error	10th Percentile (Hourly)	25th Percentile (Hourly)	50th Percentile (Hourly)	75th Percentile (Hourly)	90th Percentile (Hourly)	10th Percentile (Annual)	25th Percentile (Annual)	50th Percentile (Annual)	75th Percentile (Annual)	90th Percentile (Annual)
33-3041	Parking enforcement workers	#	#	\$17.06	\$35,491	2.31	\$11.72	\$14.17	\$17.14	\$19.88	\$22.97	\$24,385	\$29,467	\$35,660	\$41,346	\$47,777
33-3051	Police and sheriff's patrol officers	8,750	3.95	\$26.70	\$55,528	1.04	\$17.92	\$22.06	\$27.10	\$31.72	\$36.27	\$37,273	\$45,890	\$56,378	\$65,977	\$75,448
33-9011	Animal control workers	300	16.71	\$17.85	\$37,135	2.32	\$12.45	\$14.97	\$17.76	\$20.95	\$23.60	\$25,887	\$31,138	\$36,937	\$43,575	\$49,092
33-9021	Private detectives and investigators	720	20.99	\$19.51	\$40,581	1.83	\$13.07	\$15.82	\$18.05	\$21.61	\$29.76	\$27,182	\$32,907	\$37,545	\$44,945	\$61,901
33-9031	Gaming surveillance officers and gaming investigators	150	12.02	\$16.27	\$33,841	1.85	\$12.04	\$13.81	\$15.88	\$18.02	\$21.69	\$25,045	\$28,725	\$33,025	\$37,474	\$45,111
33-9032	Security guards	14,510	8.85	\$12.06	\$25,090	1.95	\$7.37	\$9.18	\$11.55	\$14.23	\$17.07	\$15,327	\$19,091	\$24,018	\$29,589	\$35,500
33-9091	Crossing guards	1,360	20.12	\$11.78	\$24,502	2.37	\$8.33	\$9.49	\$11.70	\$13.70	\$15.60	\$17,335	\$19,733	\$24,330	\$28,493	\$32,458
33-9092	Lifeguards, ski patrol, and other recreational protective service workers	3,040	4.23	\$9.62	\$20,003	1.13	\$7.27	\$8.02	\$9.17	\$10.73	\$12.32	\$15,127	\$16,678	\$19,082	\$22,312	\$25,629
33-9099	Protective service workers, all other	2,090	3.41	\$13.94	\$28,996	1.67	\$8.18	\$10.01	\$12.25	\$16.02	\$23.21	\$17,008	\$20,825	\$25,486	\$33,321	\$48,277
35-0000	Food Preparation and Serving-Related Occupations	202,150	0.88	\$9.66	\$20,100	0.66	\$7.01	\$7.28	\$8.43	\$10.90	\$14.23	\$14,577	\$15,132	\$17,537	\$22,675	\$29,592
35-1011	Chefs and head cooks	2,320	10.27	\$19.36	\$40,269	1.71	\$11.30	\$14.02	\$18.15	\$23.03	\$29.40	\$23,510	\$29,154	\$37,761	\$47,892	\$61,151
35-1012	First-line supervisors/managers of food preparation and serving workers	13,290	3.07	\$15.05	\$31,313	1.11	\$8.86	\$10.82	\$14.34	\$18.51	\$22.59	\$18,436	\$22,504	\$29,836	\$38,493	\$46,980
35-2011	Cooks, fast food	6,810	14.06	\$8.49	\$17,658	1.83	\$6.99	\$7.20	\$7.74	\$9.62	\$11.12	\$14,537	\$14,973	\$16,095	\$20,005	\$23,128
35-2012	Cooks, institution and cafeteria	4,460	8.96	\$11.43	\$23,782	2.09	\$7.25	\$8.82	\$11.14	\$13.73	\$16.19	\$15,079	\$18,354	\$23,173	\$28,551	\$33,685
35-2014	Cooks, restaurant	20,980	2.84	\$10.78	\$22,415	0.87	\$7.71	\$9.11	\$10.58	\$12.23	\$14.34	\$16,034	\$18,956	\$21,998	\$25,437	\$29,828
35-2015	Cooks, short order	2,510	9.91	\$10.34	\$21,499	1.56	\$7.45	\$8.58	\$10.19	\$11.82	\$13.94	\$15,492	\$17,841	\$21,188	\$24,579	\$29,005
35-2019	Cooks, all other	160	10.89	\$13.51	\$28,091	3.47	\$8.55	\$12.55	\$13.93	\$15.20	\$16.11	\$17,776	\$26,094	\$28,983	\$31,607	\$33,501
35-2021	Food preparation workers	14,580	4.18	\$9.68	\$20,141	0.76	\$7.20	\$7.84	\$9.18	\$11.11	\$13.22	\$14,980	\$16,298	\$19,088	\$23,106	\$27,494
35-3011	Bartenders	9,240	4.43	\$9.15	\$19,027	1.3	\$6.96	\$7.12	\$7.55	\$9.99	\$13.92	\$14,472	\$14,809	\$15,706	\$20,783	\$28,964
35-3021	Combined food preparation and serving workers, including fast food	46,140	2.86	\$8.28	\$17,224	0.66	\$6.99	\$7.19	\$7.74	\$8.89	\$10.24	\$14,531	\$14,961	\$16,090	\$18,500	\$21,300
35-3022	Counter attendants, cafeteria, food concession, and coffee shop	6,120	9.18	\$8.85	\$18,410	1.76	\$6.99	\$7.21	\$8.02	\$9.43	\$11.89	\$14,541	\$14,992	\$16,685	\$19,614	\$24,730
35-3031	Waiters and waitresses	45,080	2.03	\$9.13	\$18,993	1.62	\$6.94	\$7.08	\$7.44	\$10.40	\$13.96	\$14,438	\$14,723	\$15,468	\$21,630	\$29,036
35-3041	Food servers, nonrestaurant	5,550	6.58	\$10.34	\$21,512	1.56	\$7.26	\$8.06	\$9.70	\$11.75	\$13.98	\$15,111	\$16,772	\$20,179	\$24,440	\$29,073
35-9011	Dining room and cafeteria attendants and bartender helpers	6,670	4.95	\$8.43	\$17,540	1.95	\$6.96	\$7.12	\$7.55	\$8.88	\$11.26	\$14,475	\$14,815	\$15,714	\$18,478	\$23,425
35-9021	Dishwashers	9,400	4.49	\$8.57	\$17,835	0.78	\$7.05	\$7.39	\$8.27	\$9.38	\$10.92	\$14,657	\$15,379	\$17,205	\$19,514	\$22,706
35-9031	Hosts and hostesses, restaurant, lounge, and coffee shop	8,150	3.54	\$8.66	\$18,010	0.85	\$7.03	\$7.34	\$8.17	\$9.40	\$11.25	\$14,620	\$15,264	\$16,997	\$19,543	\$23,394

Data unavailable

Occupational Code	Occupational Title	Employment Estimate	Employment Percentage Relative Standard Error	Average Hourly Wage	Average Annual Wage	Wage Percentage Relative Standard Error	10th Percentile (Hourly)	25th Percentile (Hourly)	50th Percentile (Hourly)	75th Percentile (Hourly)	90th Percentile (Hourly)	10th Percentile (Annual)	25th Percentile (Annual)	50th Percentile (Annual)	75th Percentile (Annual)	90th Percentile (Annual)
35-9099	Food preparation and serving related workers, all other	660	17.37	\$9.88	\$20,550	3.56	\$7.04	\$7.31	\$8.28	\$12.57	\$14.63	\$14,639	\$15,211	\$17,221	\$26,142	\$30,423
37-0000	Building and Grounds Cleaning and Maintenance Occupations	76,050	1.79	\$11.72	\$24,374	0.8	\$7.52	\$8.59	\$10.68	\$13.70	\$17.68	\$15,643	\$17,874	\$22,206	\$28,489	\$36,764
37-1011	First-line supervisors/managers of housekeeping and janitorial workers	2,680	4.94	\$17.07	\$35,498	1.94	\$10.09	\$12.52	\$15.88	\$21.15	\$26.59	\$20,977	\$26,048	\$33,031	\$44,001	\$55,303
37-1012	First-line supervisors/managers of landscaping, lawn service, and groundskeeping workers	2,160	6.12	\$21.80	\$45,343	1.54	\$14.36	\$16.87	\$20.58	\$25.47	\$31.54	\$29,870	\$35,095	\$42,812	\$52,984	\$65,601
37-2011	Janitors and cleaners, except maids and housekeeping cleaners	33,850	3	\$11.14	\$23,177	1.35	\$7.46	\$8.43	\$10.43	\$13.20	\$15.94	\$15,512	\$17,526	\$21,686	\$27,462	\$33,154
37-2012	Maids and housekeeping cleaners	16,700	4.52	\$9.70	\$20,166	1.15	\$7.22	\$7.86	\$9.10	\$11.06	\$13.33	\$15,013	\$16,343	\$18,929	\$23,007	\$27,734
37-2019	Building cleaning workers, all other	340	30.58	\$11.81	\$24,564	3.55	\$9.45	\$10.39	\$11.65	\$13.69	\$14.97	\$19,652	\$21,606	\$24,231	\$28,482	\$31,142
37-2021	Pest control workers	320	11.01	\$19.29	\$40,121	4.37	\$11.07	\$14.62	\$20.11	\$23.37	\$27.38	\$23,026	\$30,408	\$41,836	\$48,601	\$56,942
37-3011	Landscaping and groundskeeping workers	19,290	3.75	\$12.35	\$25,680	1.1	\$8.11	\$9.48	\$11.42	\$14.35	\$18.20	\$16,865	\$19,722	\$23,753	\$29,843	\$37,850
37-3012	Pesticide handlers, sprayers, and applicators, vegetation	370	18.94	\$14.59	\$30,348	3.14	\$10.06	\$11.79	\$13.93	\$16.89	\$21.29	\$20,930	\$24,522	\$28,984	\$35,126	\$44,282
37-3013	Tree trimmers and pruners	90	27.78	\$16.34	\$33,997	4.63	\$10.72	\$12.50	\$15.30	\$20.56	\$23.96	\$22,305	\$25,993	\$31,814	\$42,771	\$49,840
37-3019	Grounds maintenance workers, all other	250	23.31	\$16.11	\$33,504	3.68	\$9.21	\$11.47	\$15.36	\$21.11	\$24.05	\$19,160	\$23,856	\$31,953	\$43,915	\$50,020
39-0000	Personal Care and Service Occupations	60,010	2.68	\$12.38	\$25,740	2.03	\$7.32	\$8.25	\$10.09	\$14.03	\$21.83	\$15,222	\$17,155	\$20,989	\$29,189	\$45,410
39-1011	Gaming supervisors	210	17.82	\$21.50	\$44,724	2.37	\$13.65	\$16.93	\$20.97	\$25.42	\$30.38	\$28,393	\$35,217	\$43,613	\$52,868	\$63,181
39-1012	Slot key persons	450	15.48	\$14.90	\$30,988	3.29	\$10.12	\$11.63	\$13.69	\$17.55	\$22.19	\$21,048	\$24,186	\$28,478	\$36,507	\$46,165
39-1021	First-line supervisors/managers of personal service workers	2,420	5.77	\$18.22	\$37,887	2	\$10.58	\$12.79	\$16.03	\$22.48	\$28.34	\$22,003	\$26,610	\$33,338	\$46,759	\$58,947
39-2011	Animal trainers	210	20.31	\$13.29	\$27,652	11.6	\$8.85	\$10.10	\$11.29	\$13.10	\$19.13	\$18,413	\$21,018	\$23,490	\$27,248	\$39,788
39-2021	Nonfarm animal caretakers	2,540	10.4	\$12.12	\$25,208	7.77	\$7.45	\$8.34	\$9.68	\$13.13	\$24.71	\$15,489	\$17,356	\$20,143	\$27,302	\$51,398
39-3011	Gaming dealers	770	18.69	\$8.70	\$18,088	4.39	\$6.93	\$7.05	\$7.30	\$8.54	\$13.54	\$14,416	\$14,669	\$15,182	\$17,757	\$28,153
39-3012	Gaming and sports book writers and runners	#	#	\$11.57	\$24,062	5.5	\$7.82	\$8.86	\$10.25	\$12.20	\$19.23	\$16,266	\$18,421	\$21,330	\$25,369	\$39,991
39-3019	Gaming service workers, all other	120	36.22	\$12.57	\$26,147	4.89	\$8.24	\$10.45	\$12.52	\$14.97	\$17.04	\$17,135	\$21,731	\$26,048	\$31,139	\$35,446
39-3021	Motion picture projectionists	150	31.32	\$10.25	\$21,310	6.17	\$7.12	\$8.36	\$10.01	\$11.23	\$14.79	\$14,800	\$17,388	\$20,818	\$23,360	\$30,757
39-3031	Ushers, lobby attendants, and ticket takers	2,590	14.16	\$7.82	\$16,271	2.25	\$6.94	\$7.07	\$7.34	\$7.75	\$9.10	\$14,432	\$14,708	\$15,271	\$16,121	\$18,933
39-3091	Amusement and recreation attendants	4,940	7.28	\$9.16	\$19,060	1.76	\$7.06	\$7.45	\$8.58	\$10.17	\$12.35	\$14,685	\$15,496	\$17,839	\$21,151	\$25,695
39-3092	Costume attendants	#	#	\$15.21	\$31,634	9.81	\$12.28	\$13.11	\$14.47	\$17.25	\$19.27	\$25,552	\$27,259	\$30,106	\$35,870	\$40,072
39-3093	Locker room, coatroom, and dressing room attendants	370	31.96	\$9.77	\$20,326	2.42	\$7.49	\$7.97	\$8.90	\$10.89	\$14.17	\$15,584	\$16,581	\$18,502	\$22,652	\$29,470

Data unavailable

Occupational Code	Occupational Title	Employment Estimate	Employment Percentage Relative Standard Error	Average Hourly Wage	Average Annual Wage	Wage Percentage Relative Standard Error	10th Percentile (Hourly)	25th Percentile (Hourly)	50th Percentile (Hourly)	75th Percentile (Hourly)	90th Percentile (Hourly)	10th Percentile (Annual)	25th Percentile (Annual)	50th Percentile (Annual)	75th Percentile (Annual)	90th Percentile (Annual)
39-3099	Entertainment attendants and related workers, all other	880	5.32	\$9.95	\$20,687	2.14	\$7.27	\$7.87	\$9.47	\$11.56	\$13.68	\$15,124	\$16,370	\$19,690	\$24,037	\$28,457
39-4011	Embalmers	#	#	\$15.55	\$32,354	3.64	\$10.56	\$12.72	\$14.72	\$19.35	\$22.59	\$21,967	\$26,467	\$30,618	\$40,244	\$46,977
39-4021	Funeral attendants	#	#	\$12.65	\$26,303	4.71	\$8.09	\$9.76	\$12.75	\$15.07	\$17.81	\$16,829	\$20,309	\$26,529	\$31,353	\$37,041
39-5012	Hairdressers, hairstylists, and cosmetologists	5,710	8.92	\$12.08	\$25,125	3.27	\$7.35	\$8.90	\$10.89	\$13.52	\$18.74	\$15,293	\$18,515	\$22,660	\$28,112	\$38,981
39-5092	Manicurists and pedicurists	560	32.67	\$11.85	\$24,655	7.22	\$7.08	\$7.45	\$12.11	\$14.87	\$17.30	\$14,736	\$15,495	\$25,190	\$30,931	\$35,982
39-5093	Shampoosers	70	45.67	\$7.70	\$16,008	7.04	\$6.96	\$7.13	\$7.40	\$8.09	\$9.24	\$14,479	\$14,825	\$15,401	\$16,819	\$19,212
39-5094	Skin care specialists	660	28.02	\$16.84	\$35,035	5.52	\$7.68	\$11.60	\$16.71	\$20.35	\$24.37	\$15,983	\$24,136	\$34,753	\$42,322	\$50,683
39-6011	Baggage porters and bellhops	690	6.47	\$9.94	\$20,679	1.7	\$7.05	\$7.47	\$9.43	\$11.20	\$13.75	\$14,657	\$15,542	\$19,604	\$23,297	\$28,597
39-6012	Concierges	340	6.97	\$13.68	\$28,464	2.39	\$9.05	\$10.33	\$12.33	\$16.40	\$19.34	\$18,833	\$21,488	\$25,645	\$34,109	\$40,227
39-6021	Tour guides and escorts	610	21.72	\$13.41	\$27,884	8.02	\$7.42	\$9.94	\$12.13	\$15.74	\$22.44	\$15,434	\$20,675	\$25,231	\$32,731	\$46,685
39-6022	Travel guides	#	#	\$12.02	\$25,005	14.24	\$7.11	\$10.04	\$11.00	\$11.98	\$13.70	\$14,797	\$20,876	\$22,870	\$24,912	\$28,498
39-6031	Flight attendants	2,740	10.2	#	#	#	#	#	#	#	#	#	#	#	#	#
39-6032	Transportation attendants, except flight attendants and baggage porters	510	18.21	\$10.27	\$21,355	2.61	\$7.59	\$8.22	\$9.38	\$12.68	\$14.21	\$15,781	\$17,094	\$19,519	\$26,374	\$29,560
39-9011	Child care workers	8,440	7.71	\$10.38	\$21,598	1.23	\$7.35	\$8.17	\$9.72	\$11.73	\$14.74	\$15,281	\$16,992	\$20,216	\$24,402	\$30,663
39-9021	Personal and home care aides	10,850	6.37	\$9.38	\$19,501	1.16	\$7.59	\$8.15	\$8.97	\$10.12	\$11.71	\$15,788	\$16,947	\$18,659	\$21,052	\$24,348
39-9031	Fitness trainers and aerobics instructors	6,440	6.26	\$16.65	\$34,636	2.79	\$8.32	\$10.20	\$14.87	\$21.21	\$28.37	\$17,300	\$21,220	\$30,939	\$44,113	\$59,007
39-9032	Recreation workers	5,180	9.9	\$12.09	\$25,143	1.66	\$7.56	\$8.68	\$10.71	\$14.47	\$18.49	\$15,716	\$18,046	\$22,269	\$30,101	\$38,451
39-9041	Residential advisors	210	18.62	\$12.07	\$25,097	3.75	\$7.45	\$9.79	\$11.80	\$14.16	\$17.17	\$15,490	\$20,358	\$24,540	\$29,449	\$35,712
39-9099	Personal care and service workers, all other	630	19.83	\$12.05	\$25,060	5.74	\$7.48	\$8.99	\$10.94	\$14.02	\$19.27	\$15,549	\$18,701	\$22,757	\$29,154	\$40,076
41-0000	Sales and Related Occupations	259,120	1.31	\$18.15	\$37,745	0.91	\$7.60	\$9.12	\$12.76	\$20.99	\$35.88	\$15,802	\$18,980	\$26,531	\$43,655	\$74,631
41-1011	First-line supervisors/managers of retail sales workers	17,300	2.03	\$19.95	\$41,487	1.18	\$11.21	\$13.59	\$17.33	\$23.15	\$31.96	\$23,317	\$28,268	\$36,050	\$48,148	\$66,467
41-1012	First-line supervisors/managers of non-retail sales workers	4,230	5.2	\$38.30	\$79,658	2.38	\$18.60	\$25.34	\$33.06	\$47.52	\$64.70	\$38,695	\$52,716	\$68,769	\$98,850	\$134,567
41-2011	Cashiers	50,870	3.19	\$10.17	\$21,158	1.1	\$7.22	\$7.91	\$9.26	\$11.29	\$15.51	\$15,018	\$16,461	\$19,267	\$23,493	\$32,266
41-2012	Gaming change persons and booth cashiers	450	10.28	\$12.14	\$25,257	3.87	\$7.48	\$9.35	\$11.94	\$14.95	\$17.19	\$15,565	\$19,450	\$24,844	\$31,092	\$35,751
41-2021	Counter and rental clerks	12,640	4.86	\$11.86	\$24,665	1.66	\$7.26	\$8.28	\$10.37	\$13.91	\$18.23	\$15,110	\$17,217	\$21,561	\$28,932	\$37,919
41-2022	Parts salespersons	3,850	6.94	\$16.58	\$34,476	1.97	\$9.47	\$12.07	\$15.45	\$19.96	\$25.67	\$19,702	\$25,109	\$32,128	\$41,518	\$53,386
41-2031	Retail salespersons	81,470	1.62	\$12.31	\$25,595	0.88	\$7.35	\$8.33	\$10.35	\$13.80	\$19.46	\$15,298	\$17,335	\$21,523	\$28,709	\$40,473
41-3011	Advertising sales agents	2,310	9.99	\$24.37	\$50,684	3.66	\$10.13	\$14.76	\$20.98	\$31.60	\$42.96	\$21,070	\$30,706	\$43,644	\$65,732	\$89,364
41-3021	Insurance sales agents	5,740	6.73	\$29.58	\$61,531	6.7	\$12.37	\$15.53	\$20.48	\$33.10	\$65.02	\$25,730	\$32,307	\$42,597	\$68,843	\$135,241

Data unavailable

Occupational Code	Occupational Title	Employment Estimate	Employment Percentage Relative Standard Error	Average Hourly Wage	Average Annual Wage	Wage Percentage Relative Standard Error	10th Percentile (Hourly)	25th Percentile (Hourly)	50th Percentile (Hourly)	75th Percentile (Hourly)	90th Percentile (Hourly)	10th Percentile (Annual)	25th Percentile (Annual)	50th Percentile (Annual)	75th Percentile (Annual)	90th Percentile (Annual)
41-3031	Securities, commodities, and financial services sales agents	6,400	7.7	\$38.37	\$79,808	5	\$13.68	\$17.41	\$26.56	\$53.33	#	\$28,464	\$36,206	\$55,237	\$110,923	#
41-3041	Travel agents	1,600	11.31	\$15.63	\$32,506	4.92	\$9.30	\$12.30	\$14.51	\$17.73	\$22.78	\$19,343	\$25,593	\$30,190	\$36,885	\$47,381
41-3099	Sales representatives, services, all other	12,830	5.18	\$26.93	\$56,020	2.83	\$12.52	\$16.01	\$22.29	\$34.16	\$49.42	\$26,047	\$33,307	\$46,364	\$71,054	\$102,792
41-4011	Sales representatives, wholesale and manufacturing, technical and scientific products	7,960	8.86	\$39.39	\$81,933	3.85	\$16.93	\$23.71	\$36.90	\$47.20	\$64.50	\$35,221	\$49,319	\$76,748	\$98,174	\$134,151
41-4012	Sales representatives, wholesale and manufacturing, except technical and scientific products	29,820	3.74	\$28.22	\$58,696	2.15	\$11.65	\$16.27	\$24.38	\$34.99	\$49.71	\$24,236	\$33,852	\$50,710	\$72,777	\$103,393
41-9011	Demonstrators and product promoters	1,560	10.31	\$12.32	\$25,631	5.84	\$8.10	\$9.09	\$10.50	\$12.45	\$18.52	\$16,858	\$18,898	\$21,848	\$25,892	\$38,520
41-9021	Real estate brokers	1,860	15.49	\$38.97	\$81,065	12.67	\$10.36	\$14.51	\$30.53	\$47.27	#	\$21,558	\$30,183	\$63,493	\$98,312	#
41-9022	Real estate sales agents	3,300	10.09	\$29.23	\$60,796	6.44	\$10.87	\$14.21	\$24.17	\$36.76	\$59.01	\$22,620	\$29,549	\$50,266	\$76,464	\$122,733
41-9031	Sales engineers	2,130	14.71	\$39.86	\$82,909	2.75	\$26.08	\$30.69	\$36.26	\$46.98	\$58.94	\$54,236	\$63,832	\$75,419	\$97,717	\$122,591
41-9041	Telemarketers	8,680	30.98	\$12.74	\$26,496	3.6	\$7.88	\$8.90	\$11.06	\$14.88	\$19.43	\$16,399	\$18,517	\$23,011	\$30,955	\$40,424
41-9091	Door-to-door sales workers, news and street vendors, and related workers	#	#	\$11.90	\$24,745	10.21	\$7.52	\$8.44	\$9.81	\$13.65	\$17.11	\$15,636	\$17,555	\$20,412	\$28,393	\$35,581
41-9099	Sales and related workers, all other	#	#	\$18.45	\$38,379	3.23	\$8.39	\$11.21	\$16.11	\$23.10	\$30.62	\$17,459	\$23,322	\$33,507	\$48,055	\$63,693
43-0000	Office and Administrative Support Occupations	381,530	0.82	\$15.85	\$32,974	0.33	\$9.10	\$11.59	\$14.90	\$19.19	\$23.72	\$18,935	\$24,114	\$31,000	\$39,918	\$49,336
43-1011	First-line supervisors/managers of office and administrative support workers	19,360	1.96	\$24.00	\$49,918	0.77	\$13.31	\$17.24	\$22.38	\$29.00	\$37.03	\$27,675	\$35,859	\$46,559	\$60,312	\$77,023
43-2011	Switchboard operators, including answering service	2,070	7.47	\$11.71	\$24,352	1.16	\$8.31	\$10.00	\$11.42	\$13.40	\$15.20	\$17,292	\$20,809	\$23,746	\$27,874	\$31,624
43-3011	Bill and account collectors	6,950	4.5	\$15.42	\$32,079	1.77	\$9.63	\$12.26	\$14.69	\$17.82	\$22.19	\$20,033	\$25,511	\$30,546	\$37,070	\$46,153
43-3021	Billing and posting clerks and machine operators	7,670	4.93	\$15.66	\$32,567	1.08	\$10.68	\$12.73	\$15.05	\$18.17	\$21.95	\$22,224	\$26,480	\$31,304	\$37,784	\$45,649
43-3031	Bookkeeping, accounting, and auditing clerks	33,340	2.36	\$16.19	\$33,679	0.7	\$9.60	\$12.55	\$15.85	\$19.24	\$23.32	\$19,972	\$26,101	\$32,972	\$40,012	\$48,513
43-3041	Gaming cage workers	320	16.59	\$13.00	\$27,038	1.96	\$9.55	\$11.00	\$12.96	\$14.94	\$17.05	\$19,869	\$22,881	\$26,954	\$31,079	\$35,455
43-3051	Payroll and timekeeping clerks	2,720	3.85	\$17.84	\$37,097	0.81	\$12.42	\$14.92	\$17.87	\$21.10	\$23.66	\$25,832	\$31,030	\$37,169	\$43,894	\$49,219
43-3061	Procurement clerks	1,210	8.15	\$17.79	\$37,002	1.59	\$11.62	\$14.49	\$17.52	\$21.47	\$24.56	\$24,176	\$30,142	\$36,435	\$44,648	\$51,082
43-3071	Tellers	8,620	6.29	\$12.09	\$25,145	0.96	\$9.49	\$10.38	\$11.66	\$13.60	\$15.44	\$19,730	\$21,592	\$24,247	\$28,292	\$32,119
43-4011	Brokerage clerks	1,910	17.16	\$17.53	\$36,453	3.31	\$12.50	\$13.91	\$16.26	\$20.13	\$24.92	\$26,003	\$28,937	\$33,813	\$41,873	\$51,824
43-4021	Correspondence clerks	70	16.25	\$15.28	\$31,788	3.78	\$10.11	\$11.75	\$14.62	\$18.50	\$21.86	\$21,021	\$24,432	\$30,411	\$38,487	\$45,466
43-4031	Court, municipal, and license clerks	3,490	4.95	\$17.13	\$35,631	1.2	\$12.40	\$13.93	\$16.63	\$19.82	\$23.28	\$25,792	\$28,978	\$34,598	\$41,216	\$48,428
43-4041	Credit authorizers, checkers, and clerks	970	9.29	\$16.56	\$34,436	2.72	\$11.62	\$13.06	\$15.95	\$19.52	\$22.69	\$24,163	\$27,171	\$33,176	\$40,608	\$47,197
43-4051	Customer service representatives	37,010	3.98	\$15.35	\$31,926	1.53	\$9.10	\$11.70	\$14.36	\$18.03	\$22.91	\$18,936	\$24,346	\$29,876	\$37,503	\$47,658
43-4061	Eligibility interviewers, government programs	1,870	3.39	\$20.51	\$42,663	1.86	\$13.87	\$16.64	\$20.15	\$23.88	\$28.60	\$28,856	\$34,613	\$41,915	\$49,673	\$59,495
43-4071	File clerks	3,450	5.21	\$13.11	\$27,277	1.11	\$8.49	\$10.48	\$12.89	\$15.46	\$18.26	\$17,664	\$21,806	\$26,814	\$32,150	\$37,977

Data unavailable

Occupational Code	Occupational Title	Employment Estimate	Employment Percentage Relative Standard Error	Average Hourly Wage	Average Annual Wage	Wage Percentage Relative Standard Error	10th Percentile (Hourly)	25th Percentile (Hourly)	50th Percentile (Hourly)	75th Percentile (Hourly)	90th Percentile (Hourly)	10th Percentile (Annual)	25th Percentile (Annual)	50th Percentile (Annual)	75th Percentile (Annual)	90th Percentile (Annual)
43-4081	Hotel, motel, and resort desk clerks	5,330	4.47	\$10.21	\$21,245	1.72	\$7.33	\$8.11	\$9.49	\$11.91	\$14.32	\$15,253	\$16,879	\$19,734	\$24,763	\$29,793
43-4111	Interviewers, except eligibility and loan	3,450	9.69	\$14.10	\$29,321	2.22	\$8.97	\$10.94	\$13.65	\$16.92	\$19.54	\$18,667	\$22,761	\$28,382	\$35,203	\$40,636
43-4121	Library assistants, clerical	1,210	10.5	\$10.58	\$22,001	2.05	\$7.83	\$8.56	\$9.76	\$11.92	\$15.15	\$16,293	\$17,813	\$20,308	\$24,801	\$31,518
43-4131	Loan interviewers and clerks	4,490	6.17	\$17.13	\$35,623	1.69	\$10.17	\$13.68	\$16.92	\$20.67	\$24.27	\$21,156	\$28,460	\$35,187	\$42,994	\$50,473
43-4141	New accounts clerks	1,910	13.51	\$14.74	\$30,650	1.6	\$11.49	\$12.90	\$14.54	\$16.57	\$18.42	\$23,898	\$26,823	\$30,244	\$34,476	\$38,322
43-4151	Order clerks	5,480	6.87	\$14.43	\$30,019	2.33	\$8.61	\$11.08	\$13.84	\$17.42	\$21.47	\$17,899	\$23,041	\$28,796	\$36,226	\$44,662
43-4161	Human resources assistants, except payroll and timekeeping	2,440	3.09	\$17.97	\$37,369	0.73	\$12.43	\$14.71	\$17.51	\$20.79	\$24.56	\$25,856	\$30,598	\$36,424	\$43,240	\$51,080
43-4171	Receptionists and information clerks	19,520	3.16	\$12.67	\$26,353	0.75	\$8.39	\$10.22	\$12.42	\$14.77	\$17.47	\$17,452	\$21,248	\$25,843	\$30,726	\$36,331
43-4181	Reservation and transportation ticket agents and travel clerks	3,570	6.6	\$13.94	\$28,990	4.42	\$9.10	\$10.50	\$12.61	\$16.96	\$21.97	\$18,919	\$21,836	\$26,234	\$35,268	\$45,695
43-4199	Information and record clerks, all other	5,860	4.48	\$17.28	\$35,932	1.39	\$11.33	\$13.60	\$16.65	\$20.24	\$23.87	\$23,573	\$28,292	\$34,627	\$42,107	\$49,657
43-5011	Cargo and freight agents	580	15.42	\$20.69	\$43,042	5.14	\$13.72	\$16.15	\$19.59	\$23.49	\$27.39	\$28,538	\$33,594	\$40,738	\$48,856	\$56,969
43-5021	Couriers and messengers	1,440	11.89	\$11.97	\$24,901	3.7	\$7.75	\$9.29	\$11.39	\$14.10	\$17.05	\$16,121	\$19,315	\$23,688	\$29,337	\$35,456
43-5031	Police, fire, and ambulance dispatchers	1,630	7.14	\$19.16	\$39,851	1.03	\$13.66	\$16.25	\$18.72	\$22.17	\$25.23	\$28,415	\$33,791	\$38,930	\$46,123	\$52,475
43-5032	Dispatchers, except police, fire, and ambulance	3,200	6.87	\$17.24	\$35,858	1.56	\$10.58	\$13.18	\$16.63	\$20.76	\$25.09	\$22,011	\$27,407	\$34,601	\$43,174	\$52,185
43-5041	Meter readers, utilities	630	16.45	\$18.93	\$39,370	2.17	\$12.24	\$15.86	\$18.54	\$22.46	\$26.64	\$25,465	\$32,993	\$38,570	\$46,724	\$55,421
43-5051	Postal service clerks	1,470	1.31	\$21.10	\$43,881	1.33	\$19.18	\$20.12	\$21.58	\$23.04	\$23.92	\$39,892	\$41,844	\$44,888	\$47,932	\$49,759
43-5052	Postal service mail carriers	5,400	0	\$21.11	\$43,911	1.34	\$17.34	\$19.74	\$21.45	\$23.17	\$24.19	\$36,067	\$41,063	\$44,625	\$48,187	\$50,324
43-5053	Postal service mail sorters, processors, and processing machine operators	3,700	0	\$19.52	\$40,600	2.39	\$11.50	\$19.13	\$20.99	\$22.75	\$23.81	\$23,917	\$39,791	\$43,667	\$47,329	\$49,527
43-5061	Production, planning, and expediting clerks	4,150	5.81	\$20.61	\$42,878	1.01	\$13.31	\$16.18	\$20.47	\$24.09	\$28.92	\$27,676	\$33,646	\$42,587	\$50,114	\$60,154
43-5071	Shipping, receiving, and traffic clerks	10,040	3.44	\$14.09	\$29,305	1.13	\$8.57	\$10.73	\$13.56	\$16.78	\$20.84	\$17,817	\$22,319	\$28,195	\$34,909	\$43,347
43-5081	Stock clerks and order fillers	24,830	1.99	\$12.41	\$25,815	0.71	\$7.92	\$9.03	\$11.32	\$15.46	\$18.67	\$16,475	\$18,791	\$23,551	\$32,159	\$38,842
43-5111	Weighers, measurers, checkers, and samplers, recordkeeping	1,160	23.05	\$12.65	\$26,306	6.37	\$7.73	\$9.18	\$11.59	\$15.88	\$18.63	\$16,085	\$19,089	\$24,100	\$33,030	\$38,748
43-6011	Executive secretaries and administrative assistants	34,070	2.29	\$20.31	\$42,255	0.57	\$13.48	\$16.19	\$19.51	\$23.68	\$28.58	\$28,047	\$33,684	\$40,573	\$49,259	\$59,442
43-6012	Legal secretaries	3,470	7.72	\$20.57	\$42,796	2.41	\$12.09	\$16.02	\$21.19	\$25.34	\$28.76	\$25,150	\$33,318	\$44,076	\$52,709	\$59,817
43-6013	Medical secretaries	5,700	6.9	\$15.93	\$33,134	1.63	\$10.49	\$12.53	\$15.56	\$18.96	\$22.46	\$21,810	\$26,067	\$32,366	\$39,427	\$46,718
43-6014	Secretaries, except legal, medical, and executive	33,790	2.39	\$14.49	\$30,132	0.57	\$9.27	\$11.56	\$14.21	\$17.35	\$20.42	\$19,279	\$24,050	\$29,561	\$36,097	\$42,483
43-9011	Computer operators	1,850	10.53	\$19.53	\$40,615	2.96	\$12.94	\$15.25	\$18.44	\$23.50	\$28.79	\$26,906	\$31,715	\$38,363	\$48,888	\$59,893
43-9021	Data entry keyers	3,160	9.65	\$12.47	\$25,946	1.91	\$8.04	\$10.16	\$12.24	\$14.47	\$17.27	\$16,729	\$21,129	\$25,467	\$30,104	\$35,926
43-9022	Word processors and typists	970	13.77	\$17.01	\$35,373	1.9	\$11.98	\$13.79	\$16.92	\$20.25	\$22.72	\$24,921	\$28,684	\$35,186	\$42,114	\$47,249

Data unavailable

Occupational Code	Occupational Title	Employment Estimate	Employment Percentage Relative Standard Error	Average Hourly Wage	Average Annual Wage	Wage Percentage Relative Standard Error	10th Percentile (Hourly)	25th Percentile (Hourly)	50th Percentile (Hourly)	75th Percentile (Hourly)	90th Percentile (Hourly)	10th Percentile (Annual)	25th Percentile (Annual)	50th Percentile (Annual)	75th Percentile (Annual)	90th Percentile (Annual)
43-9031	Desktop publishers	500	15.61	\$18.73	\$38,950	4.76	\$7.73	\$12.54	\$19.35	\$24.15	\$28.64	\$16,082	\$26,091	\$40,244	\$50,237	\$59,562
43-9041	Insurance claims and policy processing clerks	3,620	9.68	\$17.85	\$37,136	2.3	\$11.63	\$14.20	\$17.25	\$20.91	\$24.51	\$24,191	\$29,539	\$35,886	\$43,490	\$50,991
43-9051	Mail clerks and mail machine operators, except postal service	2,130	13.98	\$13.13	\$27,312	1.88	\$8.67	\$10.47	\$12.69	\$15.50	\$18.42	\$18,025	\$21,774	\$26,394	\$32,231	\$38,323
43-9061	Office clerks, general	42,840	2.79	\$13.34	\$27,747	0.68	\$7.58	\$10.13	\$12.84	\$15.74	\$19.51	\$15,770	\$21,079	\$26,711	\$32,733	\$40,587
43-9071	Office machine operators, except computer	2,070	11.01	\$13.43	\$27,936	1.64	\$9.13	\$10.57	\$12.77	\$15.71	\$19.31	\$18,992	\$21,987	\$26,552	\$32,673	\$40,155
43-9081	Proofreaders and copy markers	#	#	\$13.81	\$28,732	4.37	\$7.70	\$9.93	\$11.99	\$18.10	\$21.63	\$16,022	\$20,647	\$24,947	\$37,639	\$44,993
43-9111	Statistical assistants	90	20.09	\$19.29	\$40,124	5.61	\$7.05	\$16.86	\$20.56	\$23.44	\$25.85	\$14,673	\$35,064	\$42,765	\$48,752	\$53,772
43-9199	Office and administrative support workers, all other	4,300	4.71	\$16.31	\$33,932	3.13	\$8.08	\$12.50	\$16.28	\$20.11	\$23.14	\$16,813	\$25,998	\$33,854	\$41,827	\$48,137
45-0000	Farming, Fishing, and Forestry Occupations	3,620	6.42	\$11.00	\$22,878	2.44	\$7.05	\$7.38	\$8.86	\$13.42	\$18.22	\$14,659	\$15,354	\$18,433	\$27,921	\$37,904
45-1011	First-line supervisors/managers of farming, fishing, and forestry workers	180	17.09	\$19.37	\$40,288	3.2	\$13.61	\$15.90	\$17.82	\$21.97	\$28.66	\$28,304	\$33,081	\$37,057	\$45,701	\$59,614
45-2011	Agricultural inspectors	220	4.93	\$19.31	\$40,163	1.42	\$12.41	\$15.31	\$19.78	\$23.15	\$26.34	\$25,812	\$31,841	\$41,140	\$48,143	\$54,779
45-2041	Graders and sorters, agricultural products	650	4.83	\$7.96	\$16,552	4.01	\$6.94	\$7.06	\$7.29	\$7.61	\$9.88	\$14,425	\$14,692	\$15,157	\$15,830	\$20,553
45-2091	Agricultural equipment operators	30	26.91	\$17.05	\$35,466	7.84	\$12.54	\$13.56	\$15.50	\$18.15	\$27.70	\$26,091	\$28,214	\$32,238	\$37,754	\$57,609
45-2092	Farmworkers and laborers, crop, nursery, and greenhouse	1,090	14.41	\$9.92	\$20,638	3.14	\$7.15	\$7.72	\$8.91	\$11.68	\$14.40	\$14,862	\$16,068	\$18,540	\$24,285	\$29,942
45-2093	Farmworkers, farm and ranch animals	1,200	12.6	\$9.87	\$20,534	4.06	\$7.03	\$7.31	\$8.47	\$11.29	\$14.64	\$14,623	\$15,211	\$17,608	\$23,490	\$30,460
45-2099	Agricultural workers, all other	80	21.06	\$14.51	\$30,183	6.3	\$7.35	\$8.82	\$14.51	\$19.58	\$22.93	\$15,284	\$18,346	\$30,185	\$40,734	\$47,693
45-4011	Forest and conservation workers	40	33.55	\$17.46	\$36,315	3.4	\$10.42	\$13.23	\$17.27	\$20.61	\$25.00	\$21,671	\$27,509	\$35,922	\$42,863	\$51,996
45-4021	Fallers	50	15.68	\$13.93	\$28,981	10.67	\$7.19	\$7.71	\$15.35	\$17.35	\$18.85	\$14,963	\$16,037	\$31,930	\$36,095	\$39,216
45-4022	Logging equipment operators	50	35.55	\$16.00	\$33,287	3.58	\$11.72	\$13.19	\$15.86	\$18.07	\$21.28	\$24,368	\$27,444	\$32,979	\$37,581	\$44,259
47-0000	Construction and Extraction Occupations	146,010	1.51	\$18.82	\$39,154	0.64	\$10.83	\$13.51	\$17.48	\$22.87	\$29.11	\$22,524	\$28,098	\$36,367	\$47,576	\$60,554
47-1011	First-line supervisors/managers of construction trades and extraction workers	13,680	3.21	\$27.90	\$58,031	1.06	\$17.18	\$21.26	\$26.89	\$33.35	\$39.95	\$35,726	\$44,219	\$55,929	\$69,377	\$83,096
47-2011	Boilermakers	140	12.95	\$24.10	\$50,138	2.53	\$16.77	\$19.47	\$22.54	\$26.91	\$32.05	\$34,878	\$40,494	\$46,875	\$55,979	\$66,656
47-2021	Brickmasons and blockmasons	2,180	13.99	\$19.52	\$40,609	4.73	\$12.26	\$14.57	\$20.42	\$23.36	\$26.29	\$25,510	\$30,308	\$42,482	\$48,583	\$54,680
47-2022	Stonemasons	790	21.37	\$20.78	\$43,226	3.81	\$15.20	\$17.36	\$20.63	\$23.96	\$28.07	\$31,621	\$36,119	\$42,917	\$49,841	\$58,382
47-2031	Carpenters	17,700	4.86	\$19.41	\$40,381	2.28	\$11.25	\$14.11	\$18.03	\$23.35	\$29.19	\$23,401	\$29,343	\$37,497	\$48,569	\$60,711
47-2041	Carpet installers	440	30.54	\$14.93	\$31,056	6.29	\$8.53	\$10.39	\$14.80	\$17.64	\$21.80	\$17,733	\$21,605	\$30,793	\$36,686	\$45,341
47-2042	Floor layers, except carpet, wood, and hard tiles	110	21.06	\$17.07	\$35,496	6.72	\$10.34	\$11.68	\$15.96	\$22.18	\$24.70	\$21,505	\$24,298	\$33,187	\$46,134	\$51,384
47-2043	Floor sanders and finishers	430	22.72	\$16.82	\$34,992	6.62	\$12.10	\$13.24	\$15.08	\$19.13	\$25.66	\$25,168	\$27,539	\$31,362	\$39,800	\$53,379
47-2044	Tile and marble setters	1,210	19.94	\$20.15	\$41,921	5.83	\$12.23	\$14.85	\$18.35	\$24.10	\$30.53	\$25,441	\$30,883	\$38,158	\$50,138	\$63,509

Occupational Code	Occupational Title	Employment Estimate	Employment Percentage Relative Standard Error	Average Hourly Wage	Average Annual Wage	Wage Percentage Relative Standard Error	10th Percentile (Hourly)	25th Percentile (Hourly)	50th Percentile (Hourly)	75th Percentile (Hourly)	90th Percentile (Hourly)	10th Percentile (Annual)	25th Percentile (Annual)	50th Percentile (Annual)	75th Percentile (Annual)	90th Percentile (Annual)
47-2051	Cement masons and concrete finishers	7,630	8.01	\$16.44	\$34,196	1.6	\$11.07	\$13.48	\$16.34	\$19.04	\$22.30	\$23,029	\$28,036	\$33,985	\$39,597	\$46,390
47-2061	Construction laborers	22,440	3.97	\$13.48	\$28,034	1.1	\$9.33	\$10.77	\$13.02	\$15.54	\$18.52	\$19,413	\$22,410	\$27,089	\$32,316	\$38,522
47-2071	Paving, surfacing, and tamping equipment operators	1,430	9.32	\$18.32	\$38,111	1.65	\$13.04	\$15.35	\$18.29	\$21.29	\$23.72	\$27,113	\$31,922	\$38,042	\$44,276	\$49,331
47-2072	Pile-driver operators	20	47.86	\$20.64	\$42,939	4.05	\$18.08	\$19.45	\$20.98	\$22.46	\$23.60	\$37,605	\$40,460	\$43,642	\$46,713	\$49,083
47-2073	Operating engineers and other construction equipment operators	9,460	6.55	\$20.07	\$41,740	1.24	\$13.86	\$16.64	\$19.86	\$23.06	\$26.34	\$28,835	\$34,618	\$41,313	\$47,967	\$54,793
47-2081	Drywall and ceiling tile installers	4,730	7.71	\$16.62	\$34,561	2.39	\$10.50	\$13.06	\$16.26	\$19.42	\$23.77	\$21,839	\$27,157	\$33,822	\$40,394	\$49,432
47-2082	Tapers	1,190	9.46	\$17.19	\$35,755	2.68	\$11.85	\$13.57	\$16.56	\$20.03	\$23.63	\$24,647	\$28,223	\$34,451	\$41,654	\$49,144
47-2111	Electricians	13,240	4.59	\$21.47	\$44,651	1.49	\$12.77	\$16.38	\$21.56	\$26.37	\$30.41	\$26,554	\$34,072	\$44,842	\$54,845	\$63,259
47-2121	Glaziers	2,180	16.9	\$19.96	\$41,519	6.24	\$11.66	\$15.38	\$18.97	\$23.79	\$31.20	\$24,250	\$31,990	\$39,456	\$49,475	\$64,890
47-2131	Insulation workers, floor, ceiling, and wall	770	38.25	\$14.93	\$31,064	3.69	\$9.91	\$11.76	\$14.53	\$17.77	\$21.68	\$20,615	\$24,471	\$30,231	\$36,952	\$45,086
47-2132	Insulation workers, mechanical	320	46.81	\$17.99	\$37,424	5.25	\$10.57	\$12.77	\$15.29	\$19.92	\$29.85	\$21,996	\$26,563	\$31,796	\$41,441	\$62,092
47-2141	Painters, construction and maintenance	4,720	6.98	\$16.63	\$34,589	3.78	\$10.30	\$12.92	\$15.90	\$18.78	\$23.52	\$21,428	\$26,864	\$33,070	\$39,057	\$48,915
47-2142	Paperhangers	#	#	\$16.35	\$34,009	3.85	\$12.72	\$14.22	\$16.33	\$18.34	\$20.77	\$26,457	\$29,567	\$33,962	\$38,154	\$43,200
47-2151	Pipelayers	1,550	13.49	\$17.74	\$36,907	3.36	\$12.24	\$13.70	\$16.21	\$20.98	\$26.97	\$25,451	\$28,505	\$33,715	\$43,634	\$56,094
47-2152	Plumbers, pipefitters, and steamfitters	9,290	6.56	\$21.67	\$45,068	2.19	\$12.86	\$16.38	\$20.80	\$26.32	\$31.72	\$26,745	\$34,068	\$43,263	\$54,741	\$65,974
47-2161	Plasterers and stucco masons	960	18.12	\$15.77	\$32,809	2.62	\$11.70	\$13.01	\$14.59	\$17.74	\$22.29	\$24,331	\$27,059	\$30,346	\$36,893	\$46,359
47-2171	Reinforcing iron and rebar workers	#	#	\$20.62	\$42,895	8.42	\$13.22	\$15.47	\$20.07	\$22.65	\$33.54	\$27,495	\$32,175	\$41,740	\$47,119	\$69,767
47-2181	Roofers	2,790	6.75	\$14.76	\$30,694	2.55	\$9.18	\$11.29	\$14.16	\$17.78	\$21.69	\$19,086	\$23,486	\$29,462	\$36,992	\$45,115
47-2211	Sheet metal workers	2,890	9.96	\$18.67	\$38,835	2.64	\$11.26	\$13.80	\$17.77	\$23.29	\$28.31	\$23,415	\$28,712	\$36,972	\$48,451	\$58,881
47-2221	Structural iron and steel workers	800	18.06	\$18.21	\$37,880	4.68	\$12.71	\$14.17	\$17.49	\$21.55	\$26.07	\$26,436	\$29,470	\$36,381	\$44,834	\$54,233
47-3011	Helpers--brickmasons, blockmasons, stonemasons, and tile and marble setters	1,320	12.04	\$13.99	\$29,089	3.29	\$10.20	\$11.42	\$13.36	\$15.46	\$18.60	\$21,225	\$23,752	\$27,786	\$32,151	\$38,692
47-3012	Helpers--carpenters	850	15.97	\$12.75	\$26,517	3.7	\$8.23	\$10.38	\$12.55	\$14.94	\$17.76	\$17,117	\$21,590	\$26,113	\$31,066	\$36,939
47-3013	Helpers--electricians	920	18.27	\$13.71	\$28,514	2.58	\$9.85	\$11.60	\$13.67	\$15.36	\$18.06	\$20,485	\$24,124	\$28,439	\$31,953	\$37,569
47-3014	Helpers--painters, paperhangers, plasterers, and stucco masons	300	27.19	\$11.59	\$24,099	5.29	\$8.21	\$9.43	\$11.87	\$13.85	\$15.01	\$17,085	\$19,618	\$24,684	\$28,802	\$31,217
47-3015	Helpers--pipelayers, plumbers, pipefitters, and steamfitters	800	14.44	\$14.22	\$29,577	3.12	\$9.92	\$11.40	\$13.66	\$16.31	\$20.10	\$20,627	\$23,713	\$28,412	\$33,915	\$41,812
47-3016	Helpers--roofers	340	19.35	\$11.36	\$23,619	2.58	\$9.17	\$10.09	\$11.27	\$12.95	\$14.32	\$19,064	\$20,996	\$23,446	\$26,936	\$29,793
47-3019	Helpers, construction trades, all other	480	30.03	\$11.80	\$24,538	3.66	\$7.81	\$9.77	\$11.53	\$13.28	\$15.29	\$16,247	\$20,323	\$23,975	\$27,625	\$31,809
47-4011	Construction and building inspectors	2,090	10.65	\$24.27	\$50,491	1.92	\$15.36	\$19.76	\$24.26	\$28.80	\$33.14	\$31,940	\$41,107	\$50,451	\$59,913	\$68,936
47-4021	Elevator installers and repairers	300	46.59	\$26.50	\$55,117	4.21	\$16.19	\$19.27	\$27.25	\$33.64	\$36.58	\$33,679	\$40,076	\$56,685	\$69,977	\$76,086

Data unavailable

Occupational Code	Occupational Title	Employment Estimate	Employment Percentage Relative Standard Error	Average Hourly Wage	Average Annual Wage	Wage Percentage Relative Standard Error	10th Percentile (Hourly)	25th Percentile (Hourly)	50th Percentile (Hourly)	75th Percentile (Hourly)	90th Percentile (Hourly)	10th Percentile (Annual)	25th Percentile (Annual)	50th Percentile (Annual)	75th Percentile (Annual)	90th Percentile (Annual)
47-4031	Fence erectors	300	31.52	\$17.33	\$36,041	7.66	\$12.17	\$13.30	\$15.10	\$19.03	\$27.92	\$25,304	\$27,656	\$31,403	\$39,574	\$58,067
47-4041	Hazardous materials removal workers	920	20.67	\$16.62	\$34,580	1.55	\$9.40	\$14.13	\$16.90	\$19.04	\$22.36	\$19,543	\$29,401	\$35,145	\$39,600	\$46,508
47-4051	Highway maintenance workers	2,560	4.12	\$17.99	\$37,429	0.9	\$13.54	\$15.78	\$17.81	\$20.34	\$23.35	\$28,167	\$32,815	\$37,044	\$42,303	\$48,566
47-4061	Rail-track laying and maintenance equipment operators	100	5.59	\$21.99	\$45,731	3.76	\$17.27	\$19.37	\$21.51	\$23.73	\$27.39	\$35,928	\$40,279	\$44,735	\$49,357	\$56,970
47-4071	Septic tank servicers and sewer pipe cleaners	430	14.54	\$19.44	\$40,430	4.15	\$11.44	\$14.62	\$18.35	\$24.88	\$29.14	\$23,796	\$30,413	\$38,159	\$51,745	\$60,608
47-4099	Construction and related workers, all other	#	#	\$14.64	\$30,446	6.31	\$10.01	\$10.91	\$13.00	\$17.98	\$22.85	\$20,828	\$22,684	\$27,033	\$37,400	\$47,529
47-5011	Derrick operators, oil and gas	1,010	36.42	\$19.28	\$40,105	5.87	\$13.17	\$14.55	\$17.68	\$22.81	\$29.47	\$27,397	\$30,265	\$36,775	\$47,442	\$61,294
47-5012	Rotary drill operators, oil and gas	890	27.46	\$22.00	\$45,760	3.03	\$15.76	\$18.46	\$21.36	\$24.37	\$31.44	\$32,785	\$38,403	\$44,419	\$50,680	\$65,405
47-5013	Service unit operators, oil, gas, and mining	940	30.94	\$19.90	\$41,390	7.48	\$12.49	\$14.13	\$17.66	\$22.79	\$34.30	\$25,973	\$29,390	\$36,732	\$47,404	\$71,347
47-5021	Earth drillers, except oil and gas	710	21.29	\$18.05	\$37,551	4.13	\$12.40	\$14.48	\$17.72	\$21.42	\$24.12	\$25,802	\$30,116	\$36,863	\$44,561	\$50,177
47-5031	Explosives workers, ordnance handling experts, and blasters	150	36.19	\$24.15	\$50,222	4.55	\$15.96	\$19.56	\$25.52	\$28.37	\$30.26	\$33,201	\$40,676	\$53,085	\$59,017	\$62,945
47-5042	Mine cutting and channeling machine operators	170	15.02	\$21.35	\$44,403	3.1	\$15.16	\$19.52	\$21.85	\$24.18	\$26.63	\$31,524	\$40,611	\$45,440	\$50,288	\$55,390
47-5049	Mining machine operators, all other	520	7.53	\$22.68	\$47,177	3.06	\$16.66	\$19.73	\$22.67	\$26.17	\$29.63	\$34,658	\$41,037	\$47,152	\$54,443	\$61,632
47-5051	Rock splitters, quarry	170	35.33	\$13.89	\$28,890	6.15	\$10.05	\$10.95	\$12.37	\$15.56	\$21.57	\$20,906	\$22,784	\$25,737	\$32,370	\$44,866
47-5061	Roof bolters, mining	#	#	\$24.44	\$50,836	3.33	\$20.86	\$22.72	\$24.54	\$26.70	\$28.34	\$43,397	\$47,266	\$51,052	\$55,546	\$58,941
47-5071	Roustabouts, oil and gas	3,020	23.3	\$14.15	\$29,435	2.61	\$10.01	\$12.12	\$13.99	\$15.81	\$18.56	\$20,813	\$25,215	\$29,103	\$32,875	\$38,612
47-5081	Helpers--extraction workers	1,450	22.4	\$15.90	\$33,078	3.66	\$11.33	\$13.43	\$15.88	\$18.55	\$21.28	\$23,572	\$27,937	\$33,023	\$38,593	\$44,253
47-5099	Extraction workers, all other	190	35.08	\$24.50	\$50,959	7.14	\$12.63	\$15.41	\$24.78	\$33.41	\$36.68	\$26,264	\$32,063	\$51,539	\$69,493	\$76,285
49-0000	Installation, Maintenance, and Repair Occupations	90,110	1.92	\$19.69	\$40,956	0.61	\$10.34	\$13.70	\$18.88	\$25.08	\$30.13	\$21,517	\$28,490	\$39,267	\$52,158	\$62,675
49-1011	First-line supervisors/managers of mechanics, installers, and repairers	7,350	2.88	\$27.55	\$57,301	0.82	\$16.70	\$21.10	\$26.97	\$33.40	\$39.36	\$34,730	\$43,883	\$56,095	\$69,462	\$81,878
49-2011	Computer, automated teller, and office machine repairers	2,120	11.08	\$20.00	\$41,603	2.78	\$11.87	\$15.02	\$19.56	\$24.71	\$29.63	\$24,694	\$31,234	\$40,679	\$51,404	\$61,634
49-2021	Radio mechanics	30	32.89	\$18.05	\$37,545	5.4	\$11.39	\$13.37	\$16.32	\$22.56	\$28.40	\$23,697	\$27,801	\$33,944	\$46,930	\$59,075
49-2022	Telecommunications equipment installers and repairers, except line installers	4,380	8.32	\$25.92	\$53,905	1.5	\$18.44	\$23.46	\$26.69	\$29.28	\$31.44	\$38,360	\$48,805	\$55,520	\$60,901	\$65,394
49-2091	Avionics technicians	190	16.03	\$25.20	\$52,417	2.51	\$17.24	\$21.27	\$25.47	\$28.31	\$30.67	\$35,849	\$44,251	\$52,978	\$58,882	\$63,791
49-2092	Electric motor, power tool, and related repairers	510	27.22	\$16.28	\$33,861	6.55	\$10.73	\$12.88	\$15.10	\$19.11	\$24.42	\$22,318	\$26,792	\$31,402	\$39,758	\$50,791
49-2093	Electrical and electronics installers and repairers, transportation equipment	280	25.12	\$20.98	\$43,637	3.61	\$13.74	\$16.55	\$20.90	\$23.87	\$28.52	\$28,580	\$34,430	\$43,462	\$49,659	\$59,315
49-2094	Electrical and electronics repairers, commercial and industrial equipment	1,780	12.2	\$23.08	\$48,012	2.53	\$13.68	\$17.94	\$23.13	\$28.51	\$32.61	\$28,460	\$37,325	\$48,101	\$59,301	\$67,835

Data unavailable

Occupational Code	Occupational Title	Employment Estimate	Employment Percentage Relative Standard Error	Average Hourly Wage	Average Annual Wage	Wage Percentage Relative Standard Error	10th Percentile (Hourly)	25th Percentile (Hourly)	50th Percentile (Hourly)	75th Percentile (Hourly)	90th Percentile (Hourly)	10th Percentile (Annual)	25th Percentile (Annual)	50th Percentile (Annual)	75th Percentile (Annual)	90th Percentile (Annual)
49-2095	Electrical and electronics repairers, powerhouse, substation, and relay	440	17.14	\$27.49	\$57,177	2.39	\$21.48	\$24.63	\$27.94	\$30.81	\$34.46	\$44,683	\$51,240	\$58,111	\$64,089	\$71,676
49-2096	Electronic equipment installers and repairers, motor vehicles	460	24.05	\$14.32	\$29,779	3.83	\$9.81	\$11.15	\$14.09	\$16.86	\$19.24	\$20,402	\$23,186	\$29,309	\$35,070	\$40,018
49-2097	Electronic home entertainment equipment installers and repairers	790	25.31	\$19.33	\$40,216	7.45	\$12.16	\$14.77	\$18.72	\$23.40	\$27.81	\$25,303	\$30,725	\$38,938	\$48,663	\$57,840
49-2098	Security and fire alarm systems installers	1,050	22.52	\$19.06	\$39,635	2.95	\$12.77	\$14.34	\$18.43	\$23.07	\$28.00	\$26,560	\$29,836	\$38,340	\$47,994	\$58,232
49-3011	Aircraft mechanics and service technicians	1,740	7.51	\$25.02	\$52,043	2.14	\$16.72	\$21.15	\$25.82	\$29.14	\$31.94	\$34,778	\$43,985	\$53,711	\$60,602	\$66,445
49-3021	Automotive body and related repairers	2,180	8.34	\$22.77	\$47,370	2.9	\$11.38	\$15.94	\$21.49	\$28.38	\$35.80	\$23,667	\$33,163	\$44,699	\$59,023	\$74,459
49-3022	Automotive glass installers and repairers	300	33.96	\$13.83	\$28,762	3.28	\$10.95	\$12.25	\$13.47	\$14.92	\$17.71	\$22,775	\$25,482	\$28,011	\$31,040	\$36,832
49-3023	Automotive service technicians and mechanics	11,870	4.41	\$18.15	\$37,749	1.84	\$9.21	\$11.77	\$16.78	\$23.29	\$29.07	\$19,148	\$24,478	\$34,910	\$48,447	\$60,467
49-3031	Bus and truck mechanics and diesel engine specialists	4,080	5.25	\$20.41	\$42,443	1.12	\$13.88	\$16.66	\$20.02	\$23.83	\$27.94	\$28,873	\$34,652	\$41,637	\$49,573	\$58,120
49-3041	Farm equipment mechanics	200	20.41	\$15.95	\$33,182	3.6	\$11.25	\$13.02	\$15.74	\$18.22	\$21.87	\$23,404	\$27,075	\$32,736	\$37,894	\$45,500
49-3042	Mobile heavy equipment mechanics, except engines	2,880	9.07	\$20.89	\$43,450	1.18	\$14.58	\$17.37	\$20.91	\$24.57	\$27.96	\$30,321	\$36,138	\$43,502	\$51,111	\$58,165
49-3043	Rail car repairers	310	14.79	\$22.05	\$45,865	4.53	\$11.96	\$16.64	\$22.48	\$26.69	\$30.36	\$24,884	\$34,608	\$46,763	\$55,510	\$63,146
49-3051	Motorboat mechanics	100	37.74	\$16.55	\$34,426	4.37	\$11.27	\$13.41	\$16.30	\$20.17	\$22.37	\$23,434	\$27,884	\$33,908	\$41,950	\$46,531
49-3052	Motorcycle mechanics	330	15.28	\$17.16	\$35,701	3.7	\$10.23	\$13.35	\$16.70	\$20.71	\$24.19	\$21,276	\$27,778	\$34,745	\$43,072	\$50,317
49-3053	Outdoor power equipment and other small engine mechanics	420	21.66	\$16.08	\$33,439	3.33	\$10.64	\$12.74	\$15.03	\$19.97	\$23.22	\$22,124	\$26,494	\$31,269	\$41,537	\$48,303
49-3091	Bicycle repairers	770	37.33	\$9.66	\$20,093	6.12	\$7.73	\$8.27	\$9.15	\$10.92	\$12.37	\$16,086	\$17,198	\$19,031	\$22,722	\$25,737
49-3092	Recreational vehicle service technicians	310	30.67	\$18.10	\$37,645	7.25	\$10.97	\$13.53	\$18.22	\$22.23	\$26.83	\$22,812	\$28,143	\$37,903	\$46,239	\$55,815
49-3093	Tire repairers and changers	2,290	13.61	\$11.42	\$23,760	2.4	\$7.92	\$9.32	\$10.91	\$13.12	\$15.55	\$16,477	\$19,387	\$22,693	\$27,299	\$32,346
49-9011	Mechanical door repairers	510	41.62	\$15.45	\$32,146	5.24	\$9.86	\$12.36	\$15.68	\$18.60	\$21.16	\$20,512	\$25,711	\$32,616	\$38,683	\$44,022
49-9012	Control and valve installers and repairers, except mechanical door	850	19.98	\$22.49	\$46,778	2.25	\$12.91	\$17.94	\$23.67	\$28.13	\$30.54	\$26,849	\$37,320	\$49,244	\$58,508	\$63,533
49-9021	Heating, air conditioning, and refrigeration mechanics and installers	3,640	10.75	\$20.89	\$43,457	3.36	\$12.42	\$15.59	\$19.88	\$26.74	\$30.25	\$25,843	\$32,433	\$41,359	\$55,625	\$62,918
49-9031	Home appliance repairers	700	18.69	\$16.80	\$34,953	10.43	\$7.31	\$10.22	\$17.21	\$21.91	\$25.62	\$15,196	\$21,267	\$35,794	\$45,578	\$53,288
49-9041	Industrial machinery mechanics	3,880	6.78	\$20.88	\$43,437	1.63	\$13.13	\$16.38	\$20.66	\$24.87	\$29.60	\$27,320	\$34,070	\$42,975	\$51,729	\$61,575
49-9042	Maintenance and repair workers, general	19,150	3.41	\$16.49	\$34,308	0.83	\$9.77	\$12.39	\$15.75	\$20.17	\$24.78	\$20,315	\$25,778	\$32,756	\$41,951	\$51,537
49-9043	Maintenance workers, machinery	1,910	33.27	\$19.54	\$40,649	5.65	\$9.96	\$13.22	\$21.04	\$24.77	\$28.19	\$20,715	\$27,491	\$43,757	\$51,515	\$58,637
49-9044	Millwrights	490	47.45	\$18.60	\$38,681	2.93	\$11.84	\$14.56	\$17.33	\$23.77	\$27.33	\$24,629	\$30,284	\$36,044	\$49,449	\$56,852
49-9051	Electrical power-line installers and repairers	1,870	8.98	\$28.59	\$59,471	1.34	\$20.95	\$25.16	\$28.96	\$33.43	\$37.08	\$43,582	\$52,327	\$60,227	\$69,535	\$77,127
49-9052	Telecommunications line installers and repairers	2,170	19.49	\$19.40	\$40,362	4.64	\$11.79	\$14.54	\$17.86	\$23.56	\$28.62	\$24,530	\$30,240	\$37,151	\$49,012	\$59,536

Data unavailable

Occupational Code	Occupational Title	Employment Estimate	Employment Percentage Relative Standard Error	Average Hourly Wage	Average Annual Wage	Wage Percentage Relative Standard Error	10th Percentile (Hourly)	25th Percentile (Hourly)	50th Percentile (Hourly)	75th Percentile (Hourly)	90th Percentile (Hourly)	10th Percentile (Annual)	25th Percentile (Annual)	50th Percentile (Annual)	75th Percentile (Annual)	90th Percentile (Annual)
49-9061	Camera and photographic equipment repairers	#	#	\$19.82	\$41,233	8.05	\$16.02	\$18.52	\$19.95	\$21.56	\$22.54	\$33,332	\$38,514	\$41,497	\$44,851	\$46,882
49-9062	Medical equipment repairers	#	#	\$22.08	\$45,927	8.66	\$11.90	\$14.57	\$22.20	\$28.07	\$35.09	\$24,746	\$30,308	\$46,186	\$58,379	\$72,984
49-9063	Musical instrument repairers and tuners	#	#	\$17.65	\$36,720	4.12	\$11.07	\$15.74	\$17.62	\$19.76	\$23.93	\$23,029	\$32,733	\$36,647	\$41,092	\$49,772
49-9069	Precision instrument and equipment repairers, all other	#	#	\$25.80	\$53,667	5.15	\$17.20	\$21.27	\$26.35	\$30.29	\$35.15	\$35,770	\$44,239	\$54,816	\$63,000	\$73,121
49-9091	Coin, vending, and amusement machine servicers and repairers	530	19.04	\$16.50	\$34,330	5.03	\$9.50	\$12.42	\$16.39	\$20.68	\$23.92	\$19,752	\$25,833	\$34,100	\$43,005	\$49,752
49-9093	Fabric menders, except garment	#	#	\$14.98	\$31,164	4.21	\$11.28	\$13.08	\$14.84	\$17.29	\$18.91	\$23,467	\$27,204	\$30,874	\$35,960	\$39,329
49-9094	Locksmiths and safe repairers	440	20.34	\$16.76	\$34,859	7.39	\$10.11	\$11.32	\$15.36	\$21.73	\$25.95	\$21,026	\$23,545	\$31,956	\$45,189	\$53,979
49-9095	Manufactured building and mobile home installers	#	#	\$13.15	\$27,354	2.25	\$8.11	\$10.56	\$12.89	\$15.08	\$18.93	\$16,870	\$21,971	\$26,820	\$31,369	\$39,369
49-9096	Riggers	#	#	\$20.75	\$43,165	4.6	\$14.69	\$17.27	\$20.49	\$24.35	\$28.09	\$30,546	\$35,924	\$42,617	\$50,648	\$58,435
49-9098	Helpers--installation, maintenance, and repair workers	1,570	8.91	\$13.81	\$28,735	2.92	\$7.78	\$9.66	\$12.36	\$17.04	\$22.85	\$16,176	\$20,089	\$25,719	\$35,441	\$47,531
49-9099	Installation, maintenance, and repair workers, all other	3,730	8.7	\$15.52	\$32,275	2	\$8.60	\$11.11	\$14.55	\$19.06	\$24.23	\$17,887	\$23,104	\$30,273	\$39,652	\$50,397
51-0000	Production Occupations	102,730	2.4	\$15.33	\$31,895	0.73	\$8.77	\$10.66	\$13.78	\$18.59	\$24.41	\$18,236	\$22,163	\$28,656	\$38,665	\$50,763
51-1011	First-line supervisors/managers of production and operating workers	6,650	3.98	\$24.92	\$51,824	1.07	\$15.19	\$18.40	\$23.62	\$30.14	\$37.56	\$31,602	\$38,266	\$49,124	\$62,692	\$78,120
51-2011	Aircraft structure, surfaces, rigging, and systems assemblers	30	23.37	\$15.85	\$32,974	12.29	\$9.98	\$10.96	\$14.24	\$20.65	\$23.18	\$20,757	\$22,805	\$29,616	\$42,952	\$48,205
51-2022	Electrical and electronic equipment assemblers	4,660	7.34	\$13.19	\$27,440	2.49	\$8.72	\$10.19	\$12.23	\$15.04	\$19.23	\$18,141	\$21,185	\$25,446	\$31,275	\$39,995
51-2023	Electromechanical equipment assemblers	640	12.55	\$15.67	\$32,592	3.02	\$10.26	\$12.26	\$14.91	\$18.37	\$23.14	\$21,332	\$25,492	\$31,005	\$38,207	\$48,141
51-2031	Engine and other machine assemblers	240	43.96	\$14.73	\$30,632	4.49	\$10.40	\$11.70	\$13.65	\$16.56	\$22.28	\$21,623	\$24,336	\$28,391	\$34,445	\$46,341
51-2041	Structural metal fabricators and fitters	1,160	13.08	\$16.47	\$34,249	4.72	\$9.47	\$12.69	\$15.95	\$19.02	\$25.80	\$19,699	\$26,385	\$33,177	\$39,565	\$53,674
51-2091	Fiberglass laminators and fabricators	30	3.78	\$9.99	\$20,788	9.22	\$7.02	\$7.28	\$7.72	\$12.13	\$17.23	\$14,609	\$15,151	\$16,054	\$25,235	\$35,844
51-2092	Team assemblers	8,380	6.23	\$12.16	\$25,302	1.44	\$7.88	\$9.51	\$11.87	\$14.16	\$16.76	\$16,390	\$19,780	\$24,699	\$29,443	\$34,869
51-2099	Assemblers and fabricators, all other	3,740	12.54	\$12.10	\$25,176	1.65	\$8.07	\$9.73	\$11.45	\$14.01	\$16.72	\$16,785	\$20,238	\$23,808	\$29,143	\$34,772
51-3011	Bakers	2,650	8.44	\$13.22	\$27,501	2.17	\$8.36	\$9.91	\$12.78	\$16.50	\$19.05	\$17,396	\$20,606	\$26,584	\$34,320	\$39,623
51-3021	Butchers and meat cutters	2,020	8.47	\$14.06	\$29,236	1.6	\$8.64	\$10.64	\$14.01	\$17.57	\$19.69	\$17,966	\$22,131	\$29,130	\$36,541	\$40,950
51-3022	Meat, poultry, and fish cutters and trimmers	2,240	2.12	\$11.93	\$24,823	2.4	\$9.81	\$10.55	\$11.80	\$13.56	\$14.80	\$20,415	\$21,939	\$24,540	\$28,215	\$30,788
51-3023	Slaughterers and meat packers	1,620	5.42	\$11.32	\$23,544	1.96	\$9.73	\$10.28	\$11.18	\$12.13	\$14.16	\$20,247	\$21,379	\$23,251	\$25,225	\$29,451
51-3091	Food and tobacco roasting, baking, and drying machine operators and tenders	#	#	\$11.21	\$23,308	5.57	\$7.72	\$8.68	\$10.74	\$13.24	\$16.00	\$16,065	\$18,058	\$22,349	\$27,538	\$33,275
51-3092	Food batchmakers	1,060	12.97	\$12.28	\$25,535	3.97	\$7.74	\$8.73	\$10.86	\$15.77	\$18.82	\$16,104	\$18,166	\$22,582	\$32,809	\$39,135
51-3093	Food cooking machine operators and tenders	510	8.04	\$10.76	\$22,385	2.87	\$7.70	\$8.80	\$10.39	\$11.86	\$14.93	\$16,013	\$18,313	\$21,612	\$24,662	\$31,055

Data unavailable

Occupational Code	Occupational Title	Employment Estimate	Employment Percentage Relative Standard Error	Average Hourly Wage	Average Annual Wage	Wage Percentage Relative Standard Error	10th Percentile (Hourly)	25th Percentile (Hourly)	50th Percentile (Hourly)	75th Percentile (Hourly)	90th Percentile (Hourly)	10th Percentile (Annual)	25th Percentile (Annual)	50th Percentile (Annual)	75th Percentile (Annual)	90th Percentile (Annual)
51-4011	Computer-controlled machine tool operators, metal and plastic	1,280	6.89	\$15.80	\$32,874	3.08	\$10.38	\$12.33	\$15.47	\$18.92	\$22.15	\$21,582	\$25,643	\$32,174	\$39,349	\$46,082
51-4012	Numerical tool and process control programmers	130	12.54	\$23.53	\$48,934	3.38	\$16.84	\$19.29	\$22.14	\$26.73	\$31.30	\$35,018	\$40,122	\$46,051	\$55,608	\$65,097
51-4021	Extruding and drawing machine setters, operators, and tenders, metal and plastic	480	12.37	\$14.24	\$29,622	1.97	\$8.65	\$11.01	\$14.21	\$16.91	\$20.18	\$17,995	\$22,899	\$29,558	\$35,181	\$41,982
51-4023	Rolling machine setters, operators, and tenders, metal and plastic	150	35.24	\$18.47	\$38,417	7.25	\$10.29	\$12.24	\$16.89	\$22.05	\$24.33	\$21,396	\$25,458	\$35,124	\$45,873	\$50,609
51-4031	Cutting, punching, and press machine setters, operators, and tenders, metal and plastic	1,440	8.03	\$14.33	\$29,805	1.63	\$10.10	\$11.62	\$13.80	\$16.69	\$19.30	\$21,000	\$24,167	\$28,710	\$34,708	\$40,135
51-4032	Drilling and boring machine tool setters, operators, and tenders, metal and plastic	180	17.05	\$11.41	\$23,728	2.45	\$8.45	\$9.61	\$11.17	\$13.23	\$14.78	\$17,579	\$19,980	\$23,223	\$27,524	\$30,734
51-4033	Grinding, lapping, polishing, and buffing machine tool setters, operators, and tenders, metal and plastic	390	13.89	\$13.23	\$27,516	2.78	\$9.54	\$10.73	\$12.62	\$15.08	\$18.28	\$19,833	\$22,318	\$26,246	\$31,358	\$38,018
51-4034	Lathe and turning machine tool setters, operators, and tenders, metal and plastic	370	18.57	\$18.30	\$38,073	4.68	\$13.17	\$15.34	\$18.30	\$21.04	\$24.11	\$27,392	\$31,904	\$38,067	\$43,756	\$50,155
51-4035	Milling and planing machine setters, operators, and tenders, metal and plastic	200	20.98	\$14.81	\$30,796	3.41	\$10.07	\$11.95	\$14.24	\$17.40	\$19.70	\$20,952	\$24,863	\$29,613	\$36,187	\$40,974
51-4041	Machinists	3,870	5.53	\$18.41	\$38,297	1.65	\$11.62	\$14.27	\$17.85	\$22.00	\$25.73	\$24,171	\$29,674	\$37,126	\$45,766	\$53,523
51-4052	Pourers and casters, metal	70	31.73	\$18.90	\$39,310	7.63	\$12.29	\$13.52	\$15.99	\$22.20	\$32.74	\$25,566	\$28,117	\$33,261	\$46,176	\$68,104
51-4061	Model makers, metal and plastic	170	44.67	\$18.41	\$38,302	8.17	\$10.94	\$12.69	\$17.15	\$22.82	\$28.70	\$22,745	\$26,386	\$35,664	\$47,466	\$59,704
51-4071	Foundry mold and coremakers	100	48.57	\$13.88	\$28,875	4.29	\$10.40	\$11.94	\$13.43	\$14.92	\$19.76	\$21,641	\$24,831	\$27,928	\$31,039	\$41,104
51-4072	Molding, coremaking, and casting machine setters, operators, and tenders, metal and plastic	1,290	24.93	\$13.38	\$27,828	2.62	\$8.17	\$9.65	\$12.37	\$15.68	\$21.40	\$17,000	\$20,073	\$25,721	\$32,606	\$44,518
51-4081	Multiple machine tool setters, operators, and tenders, metal and plastic	1,770	20.02	\$15.80	\$32,867	6.24	\$8.80	\$10.68	\$13.72	\$22.29	\$26.04	\$18,300	\$22,206	\$28,540	\$46,359	\$54,166
51-4111	Tool and die makers	380	14.02	\$21.60	\$44,932	3.33	\$12.91	\$16.92	\$21.69	\$26.78	\$30.37	\$26,862	\$35,188	\$45,124	\$55,698	\$63,174
51-4121	Welders, cutters, solderers, and brazers	4,180	7.79	\$17.19	\$35,750	1.67	\$10.81	\$13.01	\$16.27	\$20.54	\$25.13	\$22,490	\$27,065	\$33,843	\$42,730	\$52,280
51-4122	Welding, soldering, and brazing machine setters, operators, and tenders	400	18.35	\$19.32	\$40,178	6.84	\$11.11	\$14.02	\$17.60	\$23.45	\$27.17	\$23,111	\$29,169	\$36,608	\$48,781	\$56,506
51-4191	Heat treating equipment setters, operators, and tenders, metal and plastic	190	24.94	\$16.22	\$33,731	5.56	\$10.15	\$12.02	\$15.33	\$20.81	\$23.34	\$21,117	\$25,001	\$31,883	\$43,279	\$48,541
51-4192	Lay-out workers, metal and plastic	#	#	\$20.71	\$43,079	4.86	\$12.89	\$15.92	\$21.92	\$25.48	\$27.50	\$26,804	\$33,111	\$45,591	\$52,991	\$57,194
51-4193	Plating and coating machine setters, operators, and tenders, metal and plastic	330	24.3	\$13.53	\$28,148	2.58	\$9.44	\$10.75	\$13.00	\$15.63	\$18.81	\$19,631	\$22,366	\$27,037	\$32,512	\$39,130
51-4194	Tool grinders, filers, and sharpeners	60	31.68	\$15.40	\$32,036	4.67	\$8.99	\$12.67	\$15.16	\$17.63	\$21.23	\$18,691	\$26,363	\$31,537	\$36,673	\$44,163
51-4199	Metal workers and plastic workers, all other	450	17.29	\$17.06	\$35,494	5.91	\$8.82	\$11.45	\$14.82	\$20.64	\$27.01	\$18,343	\$23,809	\$30,816	\$42,932	\$56,183
51-5011	Bindery workers	1,020	16.18	\$13.64	\$28,364	2.14	\$9.08	\$10.64	\$13.36	\$15.99	\$19.00	\$18,894	\$22,135	\$27,789	\$33,268	\$39,518

Data unavailable

Occupational Code	Occupational Title	Employment Estimate	Employment Percentage Relative Standard Error	Average Hourly Wage	Average Annual Wage	Wage Percentage Relative Standard Error	10th Percentile (Hourly)	25th Percentile (Hourly)	50th Percentile (Hourly)	75th Percentile (Hourly)	90th Percentile (Hourly)	10th Percentile (Annual)	25th Percentile (Annual)	50th Percentile (Annual)	75th Percentile (Annual)	90th Percentile (Annual)
51-5021	Job printers	690	19.25	\$14.90	\$31,001	5.6	\$8.64	\$10.72	\$14.66	\$18.43	\$22.13	\$17,967	\$22,296	\$30,499	\$38,331	\$46,023
51-5022	Prepress technicians and workers	720	11.35	\$18.76	\$39,017	3.21	\$12.02	\$14.71	\$17.95	\$23.10	\$26.61	\$25,008	\$30,593	\$37,345	\$48,058	\$55,345
51-5023	Printing machine operators	2,920	8.77	\$16.34	\$33,996	1.93	\$10.26	\$12.30	\$15.48	\$19.66	\$24.01	\$21,335	\$25,581	\$32,200	\$40,887	\$49,936
51-6011	Laundry and dry-cleaning workers	3,240	7.03	\$10.21	\$21,238	1.86	\$7.42	\$8.19	\$9.46	\$11.50	\$14.55	\$15,435	\$17,037	\$19,677	\$23,925	\$30,272
51-6021	Pressers, textile, garment, and related materials	1,020	11.23	\$9.58	\$19,934	2.45	\$7.40	\$8.30	\$9.44	\$10.70	\$11.67	\$15,385	\$17,271	\$19,638	\$22,250	\$24,277
51-6031	Sewing machine operators	1,890	11.24	\$10.87	\$22,605	1.94	\$7.99	\$9.63	\$10.82	\$12.06	\$13.81	\$16,619	\$20,023	\$22,503	\$25,086	\$28,724
51-6041	Shoe and leather workers and repairers	60	43.76	\$11.45	\$23,826	10.23	\$7.81	\$8.58	\$9.92	\$14.69	\$17.31	\$16,237	\$17,857	\$20,628	\$30,548	\$36,004
51-6051	Sewers, hand	#	#	\$9.55	\$19,860	13.85	\$7.03	\$7.31	\$8.30	\$10.52	\$15.51	\$14,628	\$15,198	\$17,259	\$21,882	\$32,255
51-6052	Tailors, dressmakers, and custom sewers	440	18.47	\$12.77	\$26,554	3.21	\$9.12	\$10.05	\$12.12	\$15.17	\$17.85	\$18,960	\$20,906	\$25,202	\$31,560	\$37,126
51-6062	Textile cutting machine setters, operators, and tenders	30	44.11	\$11.73	\$24,394	6.03	\$7.44	\$9.83	\$11.08	\$14.45	\$16.62	\$15,467	\$20,440	\$23,050	\$30,057	\$34,566
51-6091	Extruding and forming machine setters, operators, and tenders, synthetic and glass fibers	10	35.07	\$17.67	\$36,762	7.42	\$12.56	\$15.00	\$17.00	\$19.91	\$24.46	\$26,128	\$31,210	\$35,357	\$41,415	\$50,882
51-6092	Fabric and apparel patternmakers	40	35.8	\$14.70	\$30,582	18.12	\$7.64	\$8.35	\$13.55	\$18.18	\$27.82	\$15,897	\$17,365	\$28,185	\$37,813	\$57,873
51-6093	Upholsterers	270	23.07	\$13.12	\$27,289	4.07	\$9.51	\$10.70	\$12.58	\$14.78	\$17.68	\$19,784	\$22,264	\$26,174	\$30,744	\$36,768
51-6099	Textile, apparel, and furnishings workers, all other	230	15.72	\$9.80	\$20,391	4.37	\$7.52	\$8.08	\$8.94	\$10.12	\$12.80	\$15,642	\$16,810	\$18,591	\$21,057	\$26,616
51-7011	Cabinetmakers and bench carpenters	2,010	13.92	\$14.68	\$30,531	4.3	\$9.63	\$10.84	\$13.53	\$17.66	\$21.75	\$20,028	\$22,553	\$28,139	\$36,728	\$45,242
51-7021	Furniture finishers	240	23.14	\$14.33	\$29,812	3.69	\$8.99	\$10.90	\$14.09	\$17.17	\$19.52	\$18,693	\$22,680	\$29,307	\$35,712	\$40,601
51-7041	Sawing machine setters, operators, and tenders, wood	560	17.31	\$12.27	\$25,520	3.01	\$8.12	\$9.43	\$12.01	\$14.54	\$17.43	\$16,893	\$19,604	\$24,982	\$30,254	\$36,255
51-7042	Woodworking machine setters, operators, and tenders, except sawing	720	12.47	\$13.20	\$27,450	3.06	\$9.10	\$10.49	\$12.66	\$14.93	\$18.01	\$18,928	\$21,819	\$26,334	\$31,048	\$37,462
51-7099	Woodworkers, all other	#	#	\$11.13	\$23,151	7.65	\$7.26	\$8.35	\$10.50	\$12.10	\$15.35	\$15,105	\$17,375	\$21,849	\$25,166	\$31,928
51-8012	Power distributors and dispatchers	130	32.95	\$31.62	\$65,779	3.12	\$26.12	\$28.34	\$31.40	\$35.66	\$38.45	\$54,327	\$58,944	\$65,319	\$74,182	\$79,967
51-8013	Power plant operators	700	17.17	\$25.58	\$53,206	1.81	\$17.52	\$21.71	\$26.37	\$29.59	\$32.14	\$36,446	\$45,161	\$54,851	\$61,548	\$66,854
51-8021	Stationary engineers and boiler operators	520	10.08	\$23.80	\$49,501	2.46	\$13.74	\$19.58	\$24.23	\$28.73	\$32.70	\$28,574	\$40,733	\$50,405	\$59,765	\$68,024
51-8031	Water and liquid waste treatment plant and system operators	2,260	9.96	\$20.30	\$42,229	1.72	\$13.19	\$15.82	\$19.78	\$24.63	\$28.86	\$27,428	\$32,897	\$41,136	\$51,237	\$60,036
51-8091	Chemical plant and system operators	440	19.31	\$20.45	\$42,545	3.51	\$14.19	\$16.28	\$19.26	\$24.08	\$28.82	\$29,514	\$33,864	\$40,062	\$50,080	\$59,939
51-8092	Gas plant operators	260	29.17	\$25.19	\$52,390	3.05	\$16.75	\$21.69	\$25.93	\$29.02	\$32.78	\$34,843	\$45,118	\$53,941	\$60,353	\$68,190
51-8093	Petroleum pump system operators, refinery operators, and gaugers	270	22.41	\$28.52	\$59,322	3.89	\$17.96	\$22.93	\$29.63	\$33.50	\$35.98	\$37,362	\$47,699	\$61,632	\$69,679	\$74,837
51-8099	Plant and system operators, all other	320	14.03	\$20.24	\$42,099	4.14	\$11.58	\$14.98	\$20.37	\$25.24	\$29.07	\$24,096	\$31,148	\$42,369	\$52,505	\$60,471
51-9011	Chemical equipment operators and tenders	500	14.23	\$16.58	\$34,496	4.16	\$10.53	\$13.05	\$16.38	\$19.65	\$23.56	\$21,897	\$27,144	\$34,069	\$40,873	\$48,997

Data unavailable

Occupational Code	Occupational Title	Employment Estimate	Employment Percentage Relative Standard Error	Average Hourly Wage	Average Annual Wage	Wage Percentage Relative Standard Error	10th Percentile (Hourly)	25th Percentile (Hourly)	50th Percentile (Hourly)	75th Percentile (Hourly)	90th Percentile (Hourly)	10th Percentile (Annual)	25th Percentile (Annual)	50th Percentile (Annual)	75th Percentile (Annual)	90th Percentile (Annual)
51-9012	Separating, filtering, clarifying, precipitating, and still machine setters, operators, and tenders	960	30.13	\$16.64	\$34,620	4.43	\$10.54	\$13.39	\$16.17	\$19.02	\$24.46	\$21,921	\$27,844	\$33,632	\$39,567	\$50,887
51-9021	Crushing, grinding, and polishing machine setters, operators, and tenders	440	19.88	\$15.29	\$31,809	5.96	\$9.82	\$10.75	\$13.21	\$18.13	\$24.18	\$20,420	\$22,358	\$27,477	\$37,711	\$50,304
51-9022	Grinding and polishing workers, hand	430	13.31	\$13.93	\$28,971	4.15	\$8.66	\$10.32	\$12.95	\$17.09	\$21.95	\$18,019	\$21,470	\$26,935	\$35,539	\$45,659
51-9023	Mixing and blending machine setters, operators, and tenders	1,380	23.85	\$14.79	\$30,767	3.06	\$8.93	\$11.00	\$15.02	\$17.88	\$20.44	\$18,569	\$22,881	\$31,237	\$37,196	\$42,513
51-9031	Cutters and trimmers, hand	140	24.09	\$10.91	\$22,692	4.12	\$7.68	\$8.53	\$10.65	\$12.56	\$15.29	\$15,984	\$17,751	\$22,152	\$26,118	\$31,794
51-9032	Cutting and slicing machine setters, operators, and tenders	700	14.15	\$13.55	\$28,175	2.53	\$8.68	\$10.13	\$12.59	\$16.21	\$20.82	\$18,057	\$21,076	\$26,189	\$33,721	\$43,299
51-9041	Extruding, forming, pressing, and compacting machine setters, operators, and tenders	590	16.36	\$13.90	\$28,912	5.15	\$7.11	\$9.51	\$12.13	\$16.94	\$24.59	\$14,781	\$19,771	\$25,228	\$35,242	\$51,148
51-9051	Furnace, kiln, oven, drier, and kettle operators and tenders	130	17.15	\$17.79	\$37,003	3.34	\$12.36	\$15.23	\$17.85	\$20.61	\$22.42	\$25,715	\$31,683	\$37,135	\$42,878	\$46,641
51-9061	Inspectors, testers, sorters, samplers, and weighers	3,480	7.11	\$16.98	\$35,323	1.33	\$10.74	\$12.79	\$15.89	\$20.15	\$25.45	\$22,333	\$26,603	\$33,056	\$41,906	\$52,934
51-9071	Jewelers and precious stone and metal workers	150	27.14	\$16.30	\$33,897	12.18	\$7.16	\$8.24	\$12.97	\$19.85	\$34.90	\$14,888	\$17,129	\$26,970	\$41,285	\$72,596
51-9081	Dental laboratory technicians	#	#	\$19.16	\$39,850	4.33	\$11.67	\$18.24	\$19.91	\$21.68	\$22.75	\$24,266	\$37,937	\$41,408	\$45,090	\$47,319
51-9082	Medical appliance technicians	250	37.84	\$17.93	\$37,298	11.23	\$9.15	\$11.06	\$16.60	\$24.00	\$29.68	\$19,024	\$23,014	\$34,535	\$49,928	\$61,734
51-9083	Ophthalmic laboratory technicians	390	13.94	\$15.42	\$32,075	4.03	\$10.18	\$12.31	\$14.66	\$18.18	\$22.04	\$21,184	\$25,615	\$30,496	\$37,810	\$45,849
51-9111	Packaging and filling machine operators and tenders	3,920	18.52	\$14.04	\$29,193	4.92	\$8.22	\$9.83	\$12.88	\$16.97	\$23.58	\$17,091	\$20,441	\$26,791	\$35,304	\$49,051
51-9121	Coating, painting, and spraying machine setters, operators, and tenders	630	8.64	\$13.51	\$28,095	2.29	\$8.50	\$10.13	\$12.80	\$15.85	\$18.43	\$17,676	\$21,066	\$26,614	\$32,959	\$38,324
51-9122	Painters, transportation equipment	850	10.68	\$23.72	\$49,343	4.19	\$11.16	\$15.90	\$21.84	\$32.06	\$38.06	\$23,216	\$33,065	\$45,436	\$66,695	\$79,159
51-9123	Painting, coating, and decorating workers	760	9.63	\$12.71	\$26,431	1.43	\$8.55	\$9.98	\$12.67	\$14.91	\$17.38	\$17,788	\$20,760	\$26,363	\$31,016	\$36,151
51-9131	Photographic process workers	440	43.77	\$11.56	\$24,044	5.83	\$7.84	\$8.86	\$10.60	\$12.41	\$16.78	\$16,303	\$18,426	\$22,058	\$25,819	\$34,901
51-9132	Photographic processing machine operators	670	8.33	\$11.28	\$23,465	1.41	\$8.10	\$9.17	\$10.59	\$12.16	\$14.97	\$16,848	\$19,077	\$22,018	\$25,293	\$31,147
51-9141	Semiconductor processors	640	42.13	\$17.82	\$37,057	7.14	\$10.57	\$12.98	\$16.98	\$21.76	\$26.43	\$21,984	\$26,990	\$35,319	\$45,257	\$54,967
51-9191	Cementing and gluing machine operators and tenders	160	12.89	\$14.67	\$30,516	4.16	\$9.52	\$10.68	\$14.24	\$17.78	\$21.65	\$19,800	\$22,220	\$29,613	\$36,985	\$45,024
51-9192	Cleaning, washing, and metal pickling equipment operators and tenders	70	20.26	\$13.18	\$27,408	2.74	\$9.35	\$10.97	\$13.38	\$15.01	\$16.86	\$19,452	\$22,817	\$27,838	\$31,225	\$35,061
51-9193	Cooling and freezing equipment operators and tenders	90	26.37	\$13.86	\$28,819	4.1	\$9.23	\$10.54	\$12.96	\$16.94	\$19.78	\$19,195	\$21,925	\$26,947	\$35,235	\$41,134
51-9194	Etchers and engravers	260	37.44	\$14.02	\$29,158	7.87	\$8.66	\$10.57	\$13.13	\$15.44	\$19.39	\$18,013	\$21,989	\$27,309	\$32,113	\$40,327
51-9195	Molders, shapers, and casters, except metal and plastic	590	32.28	\$14.04	\$29,212	4.71	\$9.26	\$10.63	\$13.45	\$17.25	\$20.38	\$19,264	\$22,106	\$27,983	\$35,873	\$42,399

Data unavailable

Occupational Code	Occupational Title	Employment Estimate	Employment Percentage Relative Standard Error	Average Hourly Wage	Average Annual Wage	Wage Percentage Relative Standard Error	10th Percentile (Hourly)	25th Percentile (Hourly)	50th Percentile (Hourly)	75th Percentile (Hourly)	90th Percentile (Hourly)	10th Percentile (Annual)	25th Percentile (Annual)	50th Percentile (Annual)	75th Percentile (Annual)	90th Percentile (Annual)
51-9196	Paper goods machine setters, operators, and tenders	780	18.52	\$16.43	\$34,183	4.77	\$8.66	\$13.54	\$16.76	\$19.90	\$23.04	\$18,009	\$28,159	\$34,867	\$41,396	\$47,917
51-9198	Helpers--production workers	3,990	5.7	\$11.33	\$23,565	2.1	\$7.76	\$8.88	\$10.85	\$13.30	\$15.74	\$16,139	\$18,477	\$22,572	\$27,658	\$32,735
51-9199	Production workers, all other	2,200	17.72	\$14.22	\$29,581	2.67	\$8.76	\$10.09	\$12.76	\$17.49	\$22.38	\$18,228	\$20,977	\$26,540	\$36,374	\$46,550
53-0000	Transportation and Material Moving Occupations	138,010	1.61	\$15.93	\$33,143	2.5	\$7.58	\$9.94	\$13.65	\$18.45	\$24.47	\$15,770	\$20,684	\$28,385	\$38,376	\$50,907
53-1011	Aircraft cargo handling supervisors	60	14.41	\$19.55	\$40,664	7.39	\$9.55	\$13.38	\$17.80	\$23.66	\$30.79	\$19,861	\$27,827	\$37,017	\$49,208	\$64,039
53-1021	First-line supervisors/managers of helpers, laborers, and material movers, hand	1,960	4.83	\$21.93	\$45,621	1.74	\$12.81	\$15.66	\$20.14	\$27.54	\$35.23	\$26,640	\$32,574	\$41,883	\$57,284	\$73,274
53-1031	First-line supervisors/managers of transportation and material-moving machine and vehicle	3,880	8.12	\$25.01	\$52,021	2.15	\$15.37	\$18.11	\$23.83	\$29.93	\$36.65	\$31,964	\$37,666	\$49,561	\$62,263	\$76,224
53-2011	Airline pilots, copilots, and flight engineers	2,510	8.13	#	#	#	#	#	#	#	#	#	#	#	#	#
53-2012	Commercial pilots	540	16.63	#	\$59,381	3.09	#	#	#	#	#	\$29,854	\$43,124	\$55,135	\$70,193	\$100,979
53-2021	Air traffic controllers	650	1.47	\$57.78	\$120,191	3.05	\$28.44	\$49.91	\$62.13	#	#	\$59,150	\$103,823	\$129,234	#	#
53-2022	Airfield operations specialists	160	33.24	\$20.64	\$42,925	5.09	\$12.76	\$15.63	\$20.72	\$25.45	\$29.52	\$26,531	\$32,506	\$43,089	\$52,938	\$61,407
53-3011	Ambulance drivers and attendants, except emergency medical technicians	150	17.39	\$10.19	\$21,197	2.21	\$7.97	\$8.93	\$10.35	\$11.44	\$12.23	\$16,577	\$18,571	\$21,536	\$23,801	\$25,445
53-3022	Bus drivers, school	4,900	4.68	\$14.03	\$29,181	1.32	\$10.13	\$11.89	\$13.88	\$16.11	\$18.63	\$21,072	\$24,736	\$28,873	\$33,501	\$38,757
53-3031	Driver/sales workers	8,330	10.94	\$10.97	\$22,817	4.16	\$6.95	\$7.11	\$8.44	\$13.39	\$19.02	\$14,466	\$14,798	\$17,561	\$27,846	\$39,566
53-3032	Truck drivers, heavy and tractor-trailer	22,840	3.43	\$18.66	\$38,805	1.04	\$12.72	\$14.94	\$17.73	\$21.91	\$26.42	\$26,450	\$31,067	\$36,879	\$45,579	\$54,946
53-3033	Truck drivers, light or delivery services	16,810	4.44	\$15.09	\$31,383	1.83	\$9.00	\$11.06	\$14.00	\$18.30	\$23.54	\$18,723	\$22,997	\$29,116	\$38,059	\$48,966
53-3041	Taxi drivers and chauffeurs	1,680	8.56	\$11.13	\$23,143	2.21	\$7.77	\$8.94	\$10.72	\$12.61	\$14.86	\$16,160	\$18,603	\$22,293	\$26,232	\$30,898
53-3099	Motor vehicle operators, all other	1,970	12.67	\$11.38	\$23,679	2.62	\$7.39	\$8.39	\$10.13	\$13.30	\$17.48	\$15,372	\$17,446	\$21,063	\$27,673	\$36,358
53-4011	Locomotive engineers	#	#	\$31.57	\$65,657	15.31	\$19.88	\$22.41	\$28.98	\$40.64	\$48.34	\$41,356	\$46,615	\$60,282	\$84,527	\$100,557
53-4013	Rail yard engineers, dinky operators, and hostlers	80	42.22	\$18.02	\$37,475	4.72	\$12.41	\$14.88	\$18.72	\$21.43	\$23.18	\$25,812	\$30,944	\$38,941	\$44,577	\$48,222
53-4021	Railroad brake, signal, and switch operators	#	#	\$24.86	\$51,714	7.89	\$18.79	\$20.68	\$23.03	\$27.47	\$35.48	\$39,082	\$43,012	\$47,901	\$57,128	\$73,798
53-4031	Railroad conductors and yardmasters	#	#	\$29.93	\$62,249	7.08	\$15.79	\$21.28	\$28.69	\$38.27	\$46.75	\$32,836	\$44,268	\$59,685	\$79,606	\$97,236
53-6021	Parking lot attendants	1,970	15.19	\$8.84	\$18,377	2.66	\$7.01	\$7.25	\$7.83	\$10.00	\$11.87	\$14,575	\$15,072	\$16,295	\$20,808	\$24,688
53-6031	Service station attendants	1,190	14.01	\$10.50	\$21,842	2.43	\$7.50	\$8.35	\$9.67	\$11.48	\$15.64	\$15,597	\$17,375	\$20,106	\$23,887	\$32,539
53-6041	Traffic technicians	60	14.57	\$22.55	\$46,901	2.52	\$16.03	\$18.48	\$21.86	\$26.24	\$30.34	\$33,335	\$38,428	\$45,472	\$54,579	\$63,103
53-6051	Transportation inspectors	260	8.5	\$32.78	\$68,185	8.32	\$18.69	\$22.28	\$29.24	\$45.50	\$55.64	\$38,871	\$46,345	\$60,824	\$94,649	\$115,721
53-6099	Transportation workers, all other	2,070	9.86	\$17.78	\$36,989	4.6	\$9.90	\$11.87	\$20.06	\$22.29	\$23.66	\$20,594	\$24,680	\$41,721	\$46,359	\$49,203
53-7011	Conveyor operators and tenders	560	22.99	\$14.38	\$29,900	4.41	\$10.13	\$10.99	\$12.71	\$18.03	\$21.50	\$21,067	\$22,867	\$26,444	\$37,505	\$44,715
53-7021	Crane and tower operators	640	27.16	\$24.38	\$50,702	3.97	\$15.48	\$20.76	\$25.80	\$28.79	\$30.63	\$32,204	\$43,186	\$53,671	\$59,875	\$63,716
53-7031	Dredge operators	#	#	\$16.66	\$34,653	7.19	\$11.74	\$12.92	\$15.11	\$19.78	\$25.44	\$24,415	\$26,883	\$31,436	\$41,136	\$52,920

Data unavailable

Occupational Code	Occupational Title	Employment Estimate	Employment Percentage Relative Standard Error	Average Hourly Wage	Average Annual Wage	Wage Percentage Relative Standard Error	10th Percentile (Hourly)	25th Percentile (Hourly)	50th Percentile (Hourly)	75th Percentile (Hourly)	90th Percentile (Hourly)	10th Percentile (Annual)	25th Percentile (Annual)	50th Percentile (Annual)	75th Percentile (Annual)	90th Percentile (Annual)
53-7032	Excavating and loading machine and dragline operators	1,720	14.99	\$18.68	\$38,862	3.05	\$12.85	\$14.83	\$18.24	\$22.08	\$26.95	\$26,738	\$30,842	\$37,942	\$45,918	\$56,064
53-7033	Loading machine operators, underground mining	40	20.27	#	#	#	#	#	#	#	#	#	#	#	#	#
53-7041	Hoist and winch operators	90	45.04	\$18.31	\$38,090	5.5	\$14.49	\$15.54	\$17.31	\$20.48	\$25.54	\$30,133	\$32,331	\$35,995	\$42,597	\$53,123
53-7051	Industrial truck and tractor operators	9,040	7.26	\$14.45	\$30,058	0.96	\$9.88	\$11.51	\$13.90	\$16.79	\$20.20	\$20,555	\$23,950	\$28,909	\$34,928	\$42,021
53-7061	Cleaners of vehicles and equipment	5,350	4.8	\$10.45	\$21,738	1.61	\$7.09	\$7.98	\$9.84	\$12.17	\$14.78	\$14,743	\$16,594	\$20,458	\$25,309	\$30,745
53-7062	Laborers and freight, stock, and material movers, hand	27,660	3.89	\$12.09	\$25,143	1.25	\$7.61	\$9.08	\$11.21	\$14.39	\$18.29	\$15,832	\$18,877	\$23,324	\$29,924	\$38,041
53-7063	Machine feeders and offbearers	1,400	8.73	\$11.88	\$24,702	6.11	\$7.42	\$8.38	\$10.97	\$15.66	\$17.92	\$15,426	\$17,437	\$22,816	\$32,578	\$37,278
53-7064	Packers and packagers, hand	8,880	4.38	\$9.13	\$18,992	1.29	\$7.03	\$7.29	\$7.81	\$9.81	\$13.81	\$14,615	\$15,168	\$16,237	\$20,397	\$28,716
53-7071	Gas compressor and gas pumping station operators	#	#	\$24.33	\$50,616	5.07	\$17.19	\$19.59	\$24.76	\$29.26	\$31.44	\$35,753	\$40,745	\$51,500	\$60,866	\$65,394
53-7072	Pump operators, except wellhead pumpers	670	40.11	\$18.11	\$37,660	7.53	\$10.25	\$12.30	\$17.34	\$23.06	\$27.61	\$21,312	\$25,593	\$36,065	\$47,957	\$57,428
53-7073	Wellhead pumpers	530	23.59	\$21.24	\$44,189	6.14	\$14.23	\$16.12	\$18.99	\$24.04	\$34.11	\$29,600	\$33,523	\$39,505	\$50,012	\$70,949
53-7081	Refuse and recyclable material collectors	1,850	14.38	\$15.05	\$31,308	3.71	\$9.38	\$12.42	\$14.60	\$17.87	\$21.59	\$19,509	\$25,825	\$30,375	\$37,165	\$44,916
53-7111	Shuttle car operators	30	0.05	\$24.46	\$50,868	3.08	\$21.31	\$23.06	\$24.52	\$26.45	\$27.87	\$44,333	\$47,970	\$50,996	\$55,024	\$57,975
53-7121	Tank car, truck, and ship loaders	480	42.92	\$13.94	\$28,994	2.62	\$9.94	\$11.18	\$13.21	\$16.64	\$19.11	\$20,681	\$23,261	\$27,468	\$34,608	\$39,753
53-7199	Material moving workers, all other	1,090	16.73	\$11.57	\$24,064	2.89	\$8.63	\$9.86	\$11.29	\$13.08	\$15.55	\$17,957	\$20,508	\$23,475	\$27,214	\$32,339

Occupational Code	Occupational Title	Employment Estimate	Employment Percentage Relative Standard Error	Average Hourly Wage	Average Annual Wage	Wage Percentage Relative Standard Error	10th Percentile (Hourly)	25th Percentile (Hourly)	50th Percentile (Hourly)	75th Percentile (Hourly)	90th Percentile (Hourly)	10th Percentile (Annual)	25th Percentile (Annual)	50th Percentile (Annual)	75th Percentile (Annual)	90th Percentile (Annual)
00-0000	Total All Occupations	160,680	1.55	\$24.41	\$50,776	2.26	\$8.71	\$11.91	\$18.57	\$31.06	\$48.65	\$18,124	\$24,764	\$38,622	\$64,594	\$101,195
11-0000	Management Occupations	8,100	3.39	\$52.70	\$109,607	2.07	\$21.99	\$33.62	\$48.30	\$67.92	#	\$45,750	\$69,923	\$100,472	\$141,281	#
11-1011	Chief executives	220	11.1	\$86.05	\$178,975	5.47	\$46.20	\$67.43	#	#	#	\$96,090	\$140,252	#	#	#
11-1021	General and operations managers	2,420	4.87	\$54.12	\$112,564	2.71	\$22.05	\$32.25	\$47.43	#	#	\$45,873	\$67,072	\$98,659	#	#
11-1031	Legislators	20	0.04	\$21.81	\$45,364	27.39	\$6.93	\$7.06	\$25.29	\$33.07	\$40.09	\$14,423	\$14,686	\$52,605	\$68,776	\$83,390
11-2011	Advertising and promotions managers	70	30.26	\$38.49	\$80,061	18.13	\$20.88	\$23.13	\$27.00	\$47.77	#	\$43,434	\$48,105	\$56,163	\$99,368	#
11-2021	Marketing managers	330	14.93	\$51.97	\$108,106	5.25	\$18.43	\$33.42	\$47.32	\$68.73	#	\$38,327	\$69,512	\$98,434	\$142,953	#
11-2022	Sales managers	280	10.73	\$54.25	\$112,843	4.81	\$22.13	\$32.88	\$47.70	#	#	\$46,021	\$68,395	\$99,223	#	#
11-2031	Public relations managers	100	26.04	\$44.45	\$92,451	5.54	\$19.88	\$31.03	\$38.98	\$58.18	#	\$41,358	\$64,533	\$81,077	\$121,018	#
11-3011	Administrative services managers	160	8.52	\$42.03	\$87,431	3.99	\$16.94	\$30.45	\$42.34	\$51.35	\$62.48	\$35,245	\$63,331	\$88,060	\$106,811	\$129,960
11-3021	Computer and information systems managers	650	9.1	\$59.52	\$123,802	2.62	\$41.79	\$49.19	\$57.95	\$69.20	#	\$86,917	\$102,312	\$120,533	\$143,930	#
11-3031	Financial managers	370	9.2	\$59.82	\$124,435	3.47	\$33.96	\$43.84	\$56.33	#	#	\$70,646	\$91,198	\$117,157	#	#
11-3041	Compensation and benefits managers	30	14.72	\$48.63	\$101,155	8.65	\$25.08	\$32.56	\$41.83	\$56.33	#	\$52,164	\$67,721	\$86,997	\$117,176	#
11-3042	Training and development managers	40	16.48	\$58.06	\$120,761	7.05	\$40.46	\$45.56	\$55.17	\$62.94	#	\$84,162	\$94,772	\$114,754	\$130,926	#
11-3049	Human resources managers, all other	70	17.91	\$47.94	\$99,714	4.5	\$31.67	\$37.08	\$42.72	\$56.14	#	\$65,865	\$77,126	\$88,856	\$116,769	#
11-3051	Industrial production managers	170	21.51	\$52.65	\$109,516	7.45	\$27.77	\$39.15	\$50.48	\$63.87	#	\$57,755	\$81,423	\$105,005	\$132,851	#
11-3061	Purchasing managers	80	15.97	\$50.00	\$103,992	2.18	\$33.52	\$42.70	\$50.69	\$60.17	\$67.89	\$69,730	\$88,811	\$105,438	\$125,148	\$141,219
11-3071	Transportation, storage, and distribution managers	150	4.83	\$41.92	\$87,191	2.12	\$26.42	\$32.90	\$40.87	\$52.90	\$60.70	\$54,946	\$68,433	\$85,011	\$110,028	\$126,249
11-9021	Construction managers	170	31.13	\$47.17	\$98,113	10.51	\$29.13	\$33.44	\$41.53	\$54.63	#	\$60,581	\$69,545	\$86,375	\$113,630	#
11-9031	Education administrators, preschool and child care center/program	60	36.39	\$23.39	\$48,647	9.18	\$17.59	\$19.04	\$21.26	\$29.43	\$33.28	\$36,596	\$39,610	\$44,215	\$61,205	\$69,220
11-9032	Education administrators, elementary and secondary school	220	1.74	#	\$82,979	2.71	#	#	#	#	#	\$68,518	\$73,764	\$82,436	\$94,663	\$102,738
11-9033	Education administrators, postsecondary	150	4.94	\$44.12	\$91,773	10.64	\$20.39	\$25.61	\$35.95	\$51.89	#	\$42,420	\$53,278	\$74,774	\$107,926	#
11-9039	Education administrators, all other	50	42.73	\$30.18	\$62,768	5.71	\$19.96	\$21.09	\$22.93	\$27.00	\$53.43	\$41,527	\$43,860	\$47,698	\$56,165	\$111,138
11-9041	Engineering managers	640	6.21	\$66.52	\$138,364	5.01	\$44.32	\$53.12	\$65.14	#	#	\$92,183	\$110,491	\$135,501	#	#
11-9051	Food service managers	200	21.4	\$24.70	\$51,373	7.15	\$14.51	\$16.88	\$23.06	\$28.28	\$39.50	\$30,186	\$35,101	\$47,957	\$58,831	\$82,169
11-9081	Lodging managers	40	33.98	\$26.34	\$54,786	4.73	\$17.52	\$23.89	\$26.90	\$29.92	\$33.84	\$36,451	\$49,685	\$55,953	\$62,224	\$70,396
11-9111	Medical and health services managers	280	7.79	\$36.28	\$75,460	4.36	\$13.91	\$21.09	\$36.99	\$45.07	\$55.35	\$28,926	\$43,876	\$76,948	\$93,754	\$115,133
11-9121	Natural sciences managers	210	13.69	\$68.28	\$142,023	6.08	\$45.40	\$53.81	\$62.28	#	#	\$94,423	\$111,933	\$129,540	#	#
11-9131	Postmasters and mail superintendents	20	0.07	\$30.91	\$64,292	#	\$17.25	\$22.31	\$29.92	\$41.88	\$46.60	\$35,880	\$46,410	\$62,227	\$87,100	\$96,928
11-9141	Property, real estate, and community association managers	200	37.78	\$23.92	\$49,756	7.09	\$14.44	\$18.24	\$21.47	\$28.35	\$36.94	\$30,029	\$37,937	\$44,655	\$58,970	\$76,828

Data unavailable

Occupational Code	Occupational Title	Employment Estimate	Employment Percentage Relative Standard Error	Average Hourly Wage	Average Annual Wage	Wage Percentage Relative Standard Error	10th Percentile (Hourly)	25th Percentile (Hourly)	50th Percentile (Hourly)	75th Percentile (Hourly)	90th Percentile (Hourly)	10th Percentile (Annual)	25th Percentile (Annual)	50th Percentile (Annual)	75th Percentile (Annual)	90th Percentile (Annual)
11-9151	Social and community service managers	130	20.6	\$29.82	\$62,021	3.65	\$18.57	\$22.24	\$29.41	\$36.47	\$43.67	\$38,617	\$46,269	\$61,176	\$75,857	\$90,826
11-9199	Managers, all other	580	7.79	\$60.18	\$125,179	7.54	\$30.76	\$41.88	\$53.97	#	#	\$63,990	\$87,106	\$112,252	#	#
13-0000	Business and Financial Operations Occupations	8,650	4.8	\$34.00	\$70,723	3.45	\$16.90	\$22.47	\$30.28	\$41.50	\$56.62	\$35,149	\$46,737	\$62,976	\$86,312	\$117,770
13-1011	Agents and business managers of artists, performers, and athletes	40	46.4	\$25.98	\$54,040	23.81	\$7.04	\$16.83	\$21.98	\$26.36	\$46.73	\$14,651	\$35,010	\$45,719	\$54,834	\$97,193
13-1021	Purchasing agents and buyers, farm products	#	#	\$16.16	\$33,621	6.65	\$10.24	\$10.90	\$11.99	\$17.86	\$34.15	\$21,306	\$22,669	\$24,940	\$37,139	\$71,042
13-1022	Wholesale and retail buyers, except farm products	200	22.11	\$24.79	\$51,565	13.19	\$9.97	\$12.67	\$18.62	\$30.07	\$60.38	\$20,745	\$26,363	\$38,729	\$62,553	\$125,584
13-1023	Purchasing agents, except wholesale, retail, and farm products	570	9.01	\$26.95	\$56,065	2.84	\$14.43	\$19.49	\$25.94	\$33.48	\$41.71	\$30,025	\$40,549	\$53,956	\$69,637	\$86,747
13-1031	Claims adjusters, examiners, and investigators	30	8	\$26.78	\$55,700	2.65	\$18.28	\$23.27	\$27.04	\$29.98	\$34.65	\$38,021	\$48,402	\$56,246	\$62,358	\$72,066
13-1041	Compliance officers, except agriculture, construction, health and safety, and transportation	160	24.52	\$30.10	\$62,610	4.18	\$18.35	\$20.69	\$26.86	\$36.59	\$51.48	\$38,160	\$43,043	\$55,864	\$76,104	\$107,082
13-1051	Cost estimators	360	14.92	\$31.00	\$64,482	9.27	\$18.10	\$21.58	\$26.24	\$37.68	\$47.19	\$37,642	\$44,887	\$54,577	\$78,366	\$98,165
13-1071	Employment, recruitment, and placement specialists	160	12.27	\$26.35	\$54,804	7.4	\$14.37	\$15.90	\$18.94	\$31.40	\$48.07	\$29,892	\$33,078	\$39,402	\$65,319	\$99,981
13-1072	Compensation, benefits, and job analysis specialists	180	8.14	\$28.20	\$58,649	2.65	\$16.42	\$20.00	\$25.14	\$35.34	\$45.22	\$34,149	\$41,602	\$52,295	\$73,512	\$94,048
13-1073	Training and development specialists	280	26.63	\$29.56	\$61,476	2.33	\$18.35	\$23.33	\$27.88	\$36.40	\$44.95	\$38,158	\$48,521	\$57,984	\$75,711	\$93,487
13-1079	Human resources, training, and labor relations specialists, all other	170	11.2	\$29.47	\$61,297	7.35	\$14.56	\$22.42	\$29.60	\$36.18	\$46.36	\$30,293	\$46,641	\$61,566	\$75,260	\$96,421
13-1081	Logisticians	140	7.18	\$33.31	\$69,288	2.85	\$20.35	\$24.37	\$31.19	\$40.80	\$50.42	\$42,320	\$50,699	\$64,879	\$84,869	\$104,884
13-1111	Management analysts	600	29.17	\$54.25	\$112,837	15.08	\$26.79	\$34.32	\$49.04	#	#	\$55,719	\$71,376	\$102,005	#	#
13-1121	Meeting and convention planners	90	21.75	\$19.18	\$39,890	8.55	\$10.48	\$11.80	\$16.82	\$23.35	\$29.82	\$21,789	\$24,554	\$34,984	\$48,563	\$62,020
13-1199	Business operations specialists, all other	2,240	7.54	\$37.01	\$76,980	2.48	\$20.47	\$26.42	\$34.51	\$45.01	\$59.33	\$42,582	\$54,952	\$71,776	\$93,630	\$123,413
13-2011	Accountants and auditors	1,770	9.98	\$32.03	\$66,627	3.57	\$18.98	\$23.11	\$28.91	\$37.13	\$50.21	\$39,474	\$48,070	\$60,139	\$77,233	\$104,440
13-2021	Appraisers and assessors of real estate	#	#	\$27.19	\$56,558	3	\$16.97	\$20.71	\$24.25	\$34.12	\$44.20	\$35,307	\$43,083	\$50,436	\$70,961	\$91,940
13-2031	Budget analysts	50	10.05	\$33.84	\$70,384	2.5	\$24.02	\$27.24	\$32.47	\$40.73	\$47.43	\$49,959	\$56,653	\$67,546	\$84,708	\$98,655
13-2041	Credit analysts	80	28.42	\$29.44	\$61,245	5.5	\$18.46	\$21.56	\$27.82	\$34.86	\$43.18	\$38,397	\$44,847	\$57,857	\$72,499	\$89,820
13-2051	Financial analysts	340	22.87	\$39.76	\$82,699	17.17	\$17.78	\$22.12	\$33.95	\$46.04	#	\$36,985	\$46,002	\$70,617	\$95,764	#
13-2052	Personal financial advisors	#	#	\$43.90	\$91,315	8.72	\$31.17	\$38.78	\$43.13	\$47.26	\$49.74	\$64,827	\$80,665	\$89,708	\$98,302	\$103,459
13-2053	Insurance underwriters	90	24.26	\$25.92	\$53,916	10.82	\$16.16	\$18.38	\$25.93	\$30.55	\$41.04	\$33,614	\$38,224	\$53,941	\$63,549	\$85,365
13-2061	Financial examiners	10	39.46	\$43.71	\$90,909	5.2	\$37.58	\$40.42	\$43.51	\$46.92	\$50.64	\$78,171	\$84,070	\$90,504	\$97,587	\$105,326
13-2072	Loan officers	460	19.56	\$34.01	\$70,741	8.43	\$16.58	\$20.04	\$28.63	\$44.16	\$57.53	\$34,476	\$41,675	\$59,549	\$91,851	\$119,661
13-2099	Financial specialists, all other	#	#	\$29.66	\$61,688	18.76	\$14.04	\$16.89	\$24.00	\$36.23	\$52.71	\$29,197	\$35,124	\$49,911	\$75,351	\$109,630
15-0000	Computer and Mathematical Occupations	12,280	5.14	\$41.78	\$86,902	3.22	\$21.16	\$29.46	\$39.06	\$50.33	\$63.08	\$44,014	\$61,286	\$81,245	\$104,690	\$131,205

Data unavailable

Occupational Code	Occupational Title	Employment Estimate	Employment Percentage Relative Standard Error	Average Hourly Wage	Average Annual Wage	Wage Percentage Relative Standard Error	10th Percentile (Hourly)	25th Percentile (Hourly)	50th Percentile (Hourly)	75th Percentile (Hourly)	90th Percentile (Hourly)	10th Percentile (Annual)	25th Percentile (Annual)	50th Percentile (Annual)	75th Percentile (Annual)	90th Percentile (Annual)
15-1011	Computer and information scientists, research	90	21.23	\$51.34	\$106,784	8.29	\$30.94	\$38.36	\$52.57	\$64.26	#	\$64,361	\$79,793	\$109,346	\$133,665	#
15-1021	Computer programmers	1,300	12.93	\$41.60	\$86,523	10.55	\$17.93	\$31.06	\$37.68	\$47.22	\$67.38	\$37,287	\$64,607	\$78,380	\$98,228	\$140,143
15-1031	Computer software engineers, applications	2,720	16.16	\$47.26	\$98,307	4.52	\$30.43	\$36.41	\$44.60	\$54.41	\$68.16	\$63,295	\$75,727	\$92,773	\$113,167	\$141,766
15-1032	Computer software engineers, systems software	2,500	13.26	\$53.13	\$110,508	5.53	\$32.29	\$39.07	\$48.96	\$60.82	#	\$67,161	\$81,266	\$101,833	\$126,504	#
15-1041	Computer support specialists	1,110	11.3	\$23.33	\$48,517	5.22	\$12.52	\$17.38	\$22.09	\$29.53	\$35.84	\$26,033	\$36,150	\$45,955	\$61,425	\$74,553
15-1051	Computer systems analysts	1,870	10.22	\$38.58	\$80,250	3.91	\$23.43	\$28.19	\$37.30	\$47.77	\$58.63	\$48,743	\$58,632	\$77,587	\$99,356	\$121,950
15-1061	Database administrators	740	5.77	\$33.60	\$69,881	4.44	\$23.36	\$27.31	\$32.49	\$38.77	\$47.56	\$48,585	\$56,811	\$67,588	\$80,647	\$98,918
15-1071	Network and computer systems administrators	720	8.63	\$35.22	\$73,252	1.71	\$21.95	\$27.26	\$34.27	\$41.46	\$49.85	\$45,651	\$56,695	\$71,281	\$86,230	\$103,693
15-1081	Network systems and data communications analysts	510	13.97	\$35.80	\$74,472	6.7	\$15.74	\$25.27	\$34.31	\$47.66	\$57.35	\$32,745	\$52,562	\$71,361	\$99,143	\$119,292
15-1099	Computer specialists, all other	520	6.2	\$37.59	\$78,184	3.46	\$17.84	\$23.20	\$32.08	\$48.10	\$61.65	\$37,107	\$48,252	\$66,723	\$100,041	\$128,235
15-2021	Mathematicians	20	14.25	\$43.57	\$90,617	18.3	\$19.66	\$27.20	\$50.66	\$57.80	\$62.08	\$40,898	\$56,567	\$105,381	\$120,227	\$129,124
15-2031	Operations research analysts	80	25.58	\$31.63	\$65,795	9.04	\$19.10	\$23.18	\$30.05	\$39.42	\$47.88	\$39,737	\$48,213	\$62,504	\$81,996	\$99,585
15-2041	Statisticians	100	46.89	\$34.94	\$72,668	16.47	\$18.77	\$23.84	\$31.02	\$45.92	\$55.00	\$39,042	\$49,597	\$64,524	\$95,503	\$114,395
17-0000	Architecture and Engineering Occupations	7,990	3.65	\$40.54	\$84,324	2.83	\$21.43	\$28.07	\$38.28	\$51.78	\$64.54	\$44,583	\$58,392	\$79,614	\$107,696	\$134,235
17-1011	Architects, except landscape and naval	330	35.83	\$33.94	\$70,601	2.26	\$22.10	\$26.28	\$32.23	\$39.65	\$47.48	\$45,967	\$54,666	\$67,040	\$82,474	\$98,768
17-1012	Landscape architects	#	#	\$29.90	\$62,200	4.98	\$19.52	\$21.87	\$27.19	\$40.08	\$44.63	\$40,600	\$45,484	\$56,564	\$83,366	\$92,837
17-1021	Cartographers and photogrammetrists	70	23.27	\$26.95	\$56,066	2.5	\$17.46	\$20.80	\$24.82	\$33.52	\$39.32	\$36,318	\$43,271	\$51,629	\$69,725	\$81,786
17-1022	Surveyors	#	#	\$26.58	\$55,287	2.48	\$20.09	\$22.46	\$25.60	\$31.65	\$36.45	\$41,785	\$46,726	\$53,240	\$65,823	\$75,806
17-2011	Aerospace engineers	230	30.88	\$50.86	\$105,779	3.32	\$33.34	\$40.20	\$52.23	\$61.68	#	\$69,348	\$83,607	\$108,641	\$128,289	#
17-2041	Chemical engineers	#	#	\$59.76	\$124,300	20.54	\$22.41	\$30.65	\$49.74	#	#	\$46,620	\$63,757	\$103,455	#	#
17-2051	Civil engineers	310	38.71	\$34.20	\$71,145	3.73	\$22.83	\$26.07	\$31.19	\$39.42	\$50.31	\$47,494	\$54,217	\$64,883	\$81,994	\$104,650
17-2061	Computer hardware engineers	1,540	5.76	\$51.67	\$107,465	3.05	\$32.37	\$39.45	\$51.16	\$63.43	#	\$67,327	\$82,061	\$106,409	\$131,937	#
17-2071	Electrical engineers	450	8.75	\$44.67	\$92,915	2.4	\$28.71	\$34.41	\$42.54	\$55.25	\$64.39	\$59,717	\$71,565	\$88,483	\$114,913	\$133,932
17-2072	Electronics engineers, except computer	720	9.29	\$45.64	\$94,940	3.39	\$28.79	\$34.68	\$44.74	\$57.20	\$67.16	\$59,884	\$72,143	\$93,069	\$118,968	\$139,699
17-2081	Environmental engineers	#	#	\$37.17	\$77,314	5	\$20.41	\$25.34	\$34.98	\$47.58	\$60.04	\$42,448	\$52,712	\$72,766	\$98,959	\$124,873
17-2111	Health and safety engineers, except mining safety engineers and inspectors	30	13.57	\$44.23	\$91,995	5.84	\$26.33	\$35.55	\$43.51	\$53.68	\$66.10	\$54,774	\$73,946	\$90,495	\$111,664	\$137,478
17-2112	Industrial engineers	680	15.19	\$41.23	\$85,757	2.5	\$26.71	\$32.51	\$39.18	\$48.17	\$63.44	\$55,556	\$67,629	\$81,494	\$100,188	\$131,947
17-2131	Materials engineers	300	6.27	\$47.47	\$98,729	3.67	\$35.56	\$42.31	\$49.89	\$55.30	\$58.56	\$73,958	\$87,996	\$103,765	\$115,034	\$121,795
17-2141	Mechanical engineers	640	22.96	\$42.44	\$88,284	4.38	\$27.30	\$33.35	\$41.30	\$49.38	\$60.30	\$56,779	\$69,368	\$85,908	\$102,709	\$125,424
17-2199	Engineers, all other	450	26.94	\$42.69	\$88,789	7.82	\$15.08	\$30.88	\$43.27	\$57.24	\$64.39	\$31,366	\$64,236	\$90,009	\$119,061	\$133,939
17-3011	Architectural and civil drafters	320	31.01	\$21.40	\$44,514	5.05	\$13.37	\$18.11	\$21.86	\$24.70	\$28.86	\$27,809	\$37,675	\$45,463	\$51,371	\$60,032

Data unavailable

Occupational Code	Occupational Title	Employment Estimate	Employment Percentage Relative Standard Error	Average Hourly Wage	Average Annual Wage	Wage Percentage Relative Standard Error	10th Percentile (Hourly)	25th Percentile (Hourly)	50th Percentile (Hourly)	75th Percentile (Hourly)	90th Percentile (Hourly)	10th Percentile (Annual)	25th Percentile (Annual)	50th Percentile (Annual)	75th Percentile (Annual)	90th Percentile (Annual)
17-3012	Electrical and electronics drafters	70	42.37	\$33.06	\$68,756	3.92	\$20.80	\$26.22	\$33.28	\$41.11	\$45.60	\$43,274	\$54,548	\$69,222	\$85,518	\$94,845
17-3013	Mechanical drafters	80	34.32	\$22.46	\$46,725	9.19	\$14.07	\$16.31	\$22.07	\$27.72	\$30.81	\$29,271	\$33,928	\$45,902	\$57,661	\$64,081
17-3019	Drafters, all other	#	#	\$26.03	\$54,134	9.29	\$19.96	\$21.41	\$23.75	\$27.77	\$37.27	\$41,509	\$44,526	\$49,392	\$57,754	\$77,519
17-3022	Civil engineering technicians	110	26.75	\$26.10	\$54,285	3.05	\$19.22	\$22.27	\$25.94	\$29.30	\$34.87	\$39,987	\$46,326	\$53,963	\$60,934	\$72,521
17-3023	Electrical and electronic engineering technicians	520	11.79	\$25.90	\$53,868	3.62	\$16.98	\$20.29	\$24.90	\$30.11	\$37.91	\$35,312	\$42,193	\$51,787	\$62,632	\$78,862
17-3024	Electro-mechanical technicians	100	0.02	#	#	#	#	#	#	#	#	#	#	#	#	#
17-3025	Environmental engineering technicians	50	39.77	\$22.48	\$46,767	16.76	\$10.02	\$11.37	\$24.81	\$28.56	\$33.54	\$20,844	\$23,658	\$51,605	\$59,410	\$69,761
17-3026	Industrial engineering technicians	150	15.65	\$25.43	\$52,891	2.14	\$19.13	\$20.99	\$24.07	\$28.85	\$35.18	\$39,786	\$43,666	\$50,056	\$60,008	\$73,183
17-3027	Mechanical engineering technicians	40	11.9	\$31.39	\$65,295	7.41	\$21.58	\$25.16	\$31.16	\$37.98	\$44.49	\$44,886	\$52,330	\$64,816	\$79,008	\$92,546
17-3029	Engineering technicians, except drafters, all other	110	11.31	\$28.27	\$58,797	2.65	\$14.88	\$21.74	\$28.64	\$35.30	\$40.80	\$30,958	\$45,229	\$59,561	\$73,419	\$84,860
17-3031	Surveying and mapping technicians	90	25.39	\$21.13	\$43,951	11.22	\$10.44	\$16.65	\$21.36	\$25.65	\$31.78	\$21,706	\$34,627	\$44,422	\$53,356	\$66,100
19-0000	Life, Physical, and Social Science Occupations	5,380	5.61	\$37.12	\$77,212	2.42	\$19.67	\$25.76	\$34.62	\$46.77	\$60.54	\$40,911	\$53,582	\$72,000	\$97,287	\$125,926
19-1021	Biochemists and biophysicists	150	44.94	\$45.87	\$95,410	10.18	\$31.27	\$37.93	\$43.39	\$52.33	\$64.74	\$65,048	\$78,895	\$90,254	\$108,852	\$134,661
19-1022	Microbiologists	10	33.63	\$77.01	\$160,175	22.52	\$25.22	\$30.13	#	#	#	\$52,448	\$62,674	#	#	#
19-1023	Zoologists and wildlife biologists	#	#	\$31.13	\$64,745	3.21	\$13.55	\$15.14	\$22.93	\$54.86	\$61.46	\$28,192	\$31,496	\$47,687	\$114,115	\$127,839
19-1031	Conservation scientists	#	#	\$28.53	\$59,342	4.39	\$25.95	\$27.07	\$28.93	\$30.81	\$31.94	\$53,984	\$56,307	\$60,178	\$64,088	\$66,425
19-1042	Medical scientists, except epidemiologists	290	46.8	\$37.40	\$77,788	2.32	\$24.81	\$27.97	\$34.81	\$44.23	\$54.59	\$51,615	\$58,183	\$72,410	\$92,001	\$113,551
19-2011	Astronomers	#	#	\$44.31	\$92,160	3.4	\$25.85	\$30.36	\$41.88	\$54.35	#	\$53,775	\$63,139	\$87,116	\$113,058	#
19-2012	Physicists	340	5.23	\$54.74	\$113,861	2.01	\$29.86	\$44.42	\$56.68	\$68.62	#	\$62,108	\$92,398	\$117,897	\$142,734	#
19-2021	Atmospheric and space scientists	870	8.93	\$43.16	\$89,773	3.87	\$26.28	\$33.54	\$42.84	\$52.29	\$62.65	\$54,657	\$69,770	\$89,108	\$108,756	\$130,306
19-2031	Chemists	500	4.49	\$44.14	\$91,811	3.62	\$21.61	\$29.71	\$44.61	\$58.03	\$66.69	\$44,956	\$61,800	\$92,786	\$120,708	\$138,725
19-2032	Materials scientists	80	45.72	\$35.60	\$74,041	5.74	\$25.53	\$29.04	\$34.43	\$40.40	\$50.04	\$53,097	\$60,400	\$71,615	\$84,023	\$104,082
19-2041	Environmental scientists and specialists, including health	660	7.62	\$35.71	\$74,278	3.41	\$21.08	\$26.00	\$33.51	\$44.26	\$54.75	\$43,847	\$54,072	\$69,691	\$92,051	\$113,878
19-2042	Geoscientists, except hydrologists and geographers	300	35.49	\$30.02	\$62,440	7	\$19.54	\$21.15	\$24.45	\$37.78	\$50.33	\$40,642	\$43,993	\$50,847	\$78,592	\$104,696
19-2043	Hydrologists	#	#	\$36.19	\$75,272	4.99	\$27.94	\$32.60	\$35.81	\$39.01	\$46.65	\$58,115	\$67,802	\$74,475	\$81,147	\$97,025
19-2099	Physical scientists, all other	#	#	\$45.45	\$94,542	3.51	\$26.20	\$34.42	\$44.93	\$57.16	#	\$54,488	\$71,600	\$93,459	\$118,891	#
19-3021	Market research analysts	#	#	\$29.28	\$60,897	7.59	\$15.14	\$17.78	\$25.06	\$37.28	\$54.65	\$31,485	\$36,987	\$52,124	\$77,546	\$113,664
19-3031	Clinical, counseling, and school psychologists	120	34.34	\$34.09	\$70,902	5.5	\$25.15	\$28.94	\$34.20	\$41.38	\$47.24	\$52,304	\$60,198	\$71,141	\$86,063	\$98,250
19-3039	Psychologists, all other	90	10.63	\$38.10	\$79,246	11.31	\$18.16	\$28.77	\$37.33	\$44.94	\$49.51	\$37,768	\$59,842	\$77,655	\$93,482	\$102,978
19-3051	Urban and regional planners	110	24.57	\$32.74	\$68,091	1.98	\$20.70	\$24.95	\$31.79	\$37.84	\$45.59	\$43,055	\$51,904	\$66,114	\$78,706	\$94,825
19-3091	Anthropologists and archeologists	#	#	\$26.87	\$55,897	9.52	\$15.20	\$19.53	\$25.68	\$33.34	\$39.87	\$31,609	\$40,617	\$53,423	\$69,339	\$82,923

Data unavailable

Occupational Code	Occupational Title	Employment Estimate	Employment Percentage Relative Standard Error	Average Hourly Wage	Average Annual Wage	Wage Percentage Relative Standard Error	10th Percentile (Hourly)	25th Percentile (Hourly)	50th Percentile (Hourly)	75th Percentile (Hourly)	90th Percentile (Hourly)	10th Percentile (Annual)	25th Percentile (Annual)	50th Percentile (Annual)	75th Percentile (Annual)	90th Percentile (Annual)
19-3099	Social scientists and related workers, all other	290	9.95	\$34.57	\$71,897	2.3	\$24.65	\$28.68	\$34.39	\$39.28	\$47.22	\$51,278	\$59,662	\$71,535	\$81,703	\$98,216
19-4021	Biological technicians	170	35.93	\$27.16	\$56,484	2.26	\$15.67	\$21.42	\$26.60	\$33.64	\$39.07	\$32,601	\$44,563	\$55,332	\$69,970	\$81,259
19-4031	Chemical technicians	#	#	\$24.09	\$50,113	2.77	\$18.08	\$20.17	\$23.76	\$27.28	\$29.42	\$37,605	\$41,944	\$49,424	\$56,737	\$61,197
19-4091	Environmental science and protection technicians, including health	50	16.29	\$22.12	\$46,006	2.78	\$16.76	\$18.70	\$21.84	\$25.17	\$29.50	\$34,860	\$38,899	\$45,425	\$52,349	\$61,366
19-4099	Life, physical, and social science technicians, all other	110	22.73	\$22.65	\$47,110	5.91	\$10.95	\$13.94	\$20.81	\$29.55	\$39.02	\$22,785	\$29,002	\$43,275	\$61,469	\$81,160
21-0000	Community and Social Services Occupations	2,170	13.87	\$19.15	\$39,832	3.04	\$12.13	\$14.01	\$17.66	\$23.03	\$29.29	\$25,225	\$29,146	\$36,742	\$47,903	\$60,926
21-1011	Substance abuse and behavioral disorder counselors	#	#	\$21.91	\$45,571	3.06	\$17.50	\$20.17	\$22.20	\$24.24	\$25.42	\$36,392	\$41,944	\$46,184	\$50,423	\$52,882
21-1012	Educational, vocational, and school counselors	230	3.43	\$22.74	\$47,295	4.65	\$13.65	\$17.25	\$21.53	\$28.33	\$34.30	\$28,399	\$35,877	\$44,783	\$58,923	\$71,339
21-1014	Mental health counselors	100	9.66	\$26.55	\$55,224	5.51	\$15.33	\$18.83	\$22.28	\$27.66	\$38.89	\$31,890	\$39,162	\$46,347	\$57,541	\$80,889
21-1015	Rehabilitation counselors	#	#	\$16.44	\$34,205	3.56	\$12.18	\$13.71	\$16.23	\$18.42	\$20.88	\$25,336	\$28,512	\$33,760	\$38,306	\$43,423
21-1019	Counselor, all other	#	#	\$11.63	\$24,182	6.67	\$9.48	\$10.02	\$10.92	\$12.87	\$14.53	\$19,719	\$20,846	\$22,723	\$26,767	\$30,213
21-1021	Child, family, and school social workers	200	13.77	\$25.91	\$53,897	2.18	\$18.53	\$21.70	\$25.92	\$30.11	\$34.06	\$38,540	\$45,139	\$53,919	\$62,633	\$70,841
21-1022	Medical and public health social workers	110	27.22	\$19.45	\$40,447	5.54	\$13.46	\$15.29	\$18.52	\$23.04	\$27.52	\$28,005	\$31,807	\$38,528	\$47,918	\$57,246
21-1023	Mental health and substance abuse social workers	140	20.27	\$13.21	\$27,476	3.13	\$9.77	\$11.31	\$13.31	\$14.77	\$15.79	\$20,313	\$23,520	\$27,685	\$30,730	\$32,846
21-1029	Social workers, all other	50	22.58	\$17.27	\$35,911	8.32	\$13.35	\$14.69	\$16.73	\$19.94	\$22.67	\$27,765	\$30,564	\$34,799	\$41,472	\$47,147
21-1091	Health educators	40	7.43	\$26.73	\$55,593	4.9	\$12.23	\$15.31	\$29.82	\$35.92	\$39.36	\$25,447	\$31,852	\$62,029	\$74,720	\$81,878
21-1092	Probation officers and correctional treatment specialists	90	12.76	\$24.35	\$50,638	8.03	\$13.86	\$17.55	\$24.85	\$30.81	\$36.02	\$28,831	\$36,506	\$51,694	\$64,081	\$74,923
21-1093	Social and human service assistants	430	27.9	\$14.61	\$30,390	1.95	\$10.77	\$12.49	\$13.98	\$16.40	\$19.99	\$22,412	\$25,985	\$29,076	\$34,121	\$41,587
21-1099	Community and social service specialists, all other	200	14.22	\$21.15	\$43,989	3.15	\$15.71	\$17.41	\$20.05	\$24.81	\$29.22	\$32,680	\$36,203	\$41,711	\$51,612	\$60,781
21-2011	Clergy	#	#	\$17.92	\$37,273	9.46	\$10.64	\$11.76	\$17.46	\$23.21	\$27.61	\$22,129	\$24,460	\$36,308	\$48,281	\$57,437
23-0000	Legal Occupations	1,120	11.44	\$36.84	\$76,630	8.73	\$13.55	\$18.86	\$31.61	\$51.16	\$63.33	\$28,181	\$39,222	\$65,753	\$106,406	\$131,725
23-1011	Lawyers	640	16.78	\$46.41	\$96,528	11.85	\$13.31	\$32.33	\$48.06	\$58.21	#	\$27,678	\$67,242	\$99,965	\$121,080	#
23-1023	Judges, magistrate judges, and magistrates	20	9.47	#	#	#	#	#	#	#	#	#	#	#	#	#
23-2011	Paralegals and legal assistants	290	23.1	\$21.40	\$44,503	8.73	\$13.68	\$15.39	\$20.38	\$24.56	\$33.02	\$28,450	\$32,006	\$42,388	\$51,079	\$68,688
23-2093	Title examiners, abstractors, and searchers	70	29.51	\$20.75	\$43,161	10.53	\$10.99	\$14.57	\$20.72	\$27.14	\$30.73	\$22,863	\$30,312	\$43,091	\$56,446	\$63,913
23-2099	Legal support workers, all other	70	3.93	\$26.33	\$54,762	3.23	\$17.92	\$20.80	\$24.43	\$29.25	\$35.73	\$37,280	\$43,268	\$50,804	\$60,833	\$74,325
25-0000	Education, Training, and Library Occupations	10,690	2.6	\$23.52	\$48,921	4.58	\$10.88	\$14.57	\$21.49	\$28.99	\$37.81	\$22,640	\$30,310	\$44,707	\$60,298	\$78,646
25-1051	Atmospheric, earth, marine, and space sciences teachers, postsecondary	#	#	#	\$52,617	3.73	#	#	#	#	#	\$19,204	\$24,006	\$54,041	\$76,430	\$92,662
25-1121	Art, drama, and music teachers, postsecondary	#	#	#	\$49,903	11.18	#	#	#	#	#	\$23,443	\$33,626	\$46,341	\$60,736	\$81,554

Data unavailable

Occupational Code	Occupational Title	Employment Estimate	Employment Percentage Relative Standard Error	Average Hourly Wage	Average Annual Wage	Wage Percentage Relative Standard Error	10th Percentile (Hourly)	25th Percentile (Hourly)	50th Percentile (Hourly)	75th Percentile (Hourly)	90th Percentile (Hourly)	10th Percentile (Annual)	25th Percentile (Annual)	50th Percentile (Annual)	75th Percentile (Annual)	90th Percentile (Annual)
25-1123	English language and literature teachers, postsecondary	#	#	#	\$43,097	7.72	#	#	#	#	#	\$22,051	\$25,339	\$42,450	\$51,646	\$72,231
25-1126	Philosophy and religion teachers, postsecondary	#	#	#	\$43,956	24.93	#	#	#	#	#	\$22,258	\$25,294	\$36,074	\$57,147	\$67,307
25-1194	Vocational education teachers, postsecondary	80	26.54	\$21.73	\$45,204	5.5	\$12.57	\$16.17	\$21.64	\$26.63	\$31.93	\$26,145	\$33,644	\$45,018	\$55,395	\$66,405
25-1199	Postsecondary teachers, all other	640	14.18	#	\$74,749	8.49	#	#	#	#	#	\$27,268	\$42,120	\$71,341	\$105,885	\$128,600
25-2011	Preschool teachers, except special education	550	30.93	\$12.63	\$26,273	8.05	\$9.31	\$10.48	\$12.06	\$14.04	\$18.00	\$19,364	\$21,799	\$25,082	\$29,212	\$37,436
25-2012	Kindergarten teachers, except special education	160	3.12	#	\$46,786	3.44	#	#	#	#	#	\$31,259	\$37,915	\$46,533	\$55,065	\$63,999
25-2021	Elementary school teachers, except special education	1,470	2.58	#	\$48,874	4.17	#	#	#	#	#	\$33,071	\$38,686	\$48,175	\$59,041	\$66,389
25-2022	Middle school teachers, except special and vocational education	760	2.66	#	#	#	#	#	#	#	#	#	#	#	#	#
25-2041	Special education teachers, preschool, kindergarten, and elementary school	190	18.18	#	\$51,185	9.54	#	#	#	#	#	\$33,369	\$39,715	\$51,886	\$63,338	\$74,366
25-3021	Self-enrichment education teachers	380	32.27	\$19.62	\$40,816	12.27	\$8.06	\$12.76	\$19.14	\$25.53	\$29.39	\$16,770	\$26,537	\$39,819	\$53,100	\$61,126
25-3099	Teachers and instructors, all other	640	13.93	\$26.44	\$54,995	12.64	\$11.45	\$14.03	\$19.40	\$30.03	#	\$23,812	\$29,180	\$40,347	\$62,465	#
25-4011	Archivists	#	#	\$21.68	\$45,101	5.33	\$13.20	\$14.89	\$22.37	\$27.80	\$29.87	\$27,448	\$30,974	\$46,531	\$57,821	\$62,131
25-4012	Curators	40	1.8	\$22.01	\$45,790	3.09	\$9.30	\$17.12	\$24.26	\$28.37	\$30.55	\$19,344	\$35,612	\$50,467	\$59,001	\$63,534
25-4021	Librarians	170	11.09	\$28.34	\$58,938	4.34	\$17.23	\$22.49	\$28.46	\$34.55	\$39.65	\$35,838	\$46,775	\$59,188	\$71,855	\$82,470
25-4031	Library technicians	240	10.57	\$18.71	\$38,909	4.57	\$12.21	\$15.13	\$18.56	\$22.35	\$25.77	\$25,400	\$31,473	\$38,604	\$46,486	\$53,609
25-9031	Instructional coordinators	130	26.28	\$31.29	\$65,082	10.19	\$16.74	\$20.28	\$25.24	\$42.60	\$49.23	\$34,821	\$42,191	\$52,508	\$88,600	\$102,403
25-9041	Teacher assistants	1,440	5.59	#	\$24,634	4.67	#	#	#	#	#	\$17,706	\$21,063	\$24,298	\$28,738	\$32,058
25-9099	Education, training, and library workers, all other	30	0.07	#	#	#	#	#	#	#	#	#	#	#	#	#
27-0000	Arts, Design, Entertainment, Sports, and Media Occupations	2,820	6.34	\$23.32	\$48,498	3.38	\$9.54	\$13.89	\$20.62	\$28.58	\$40.05	\$19,853	\$28,893	\$42,885	\$59,455	\$83,304
27-1011	Art directors	50	25.19	\$23.75	\$49,398	4.03	\$14.53	\$20.19	\$23.51	\$27.68	\$32.68	\$30,227	\$42,001	\$48,907	\$57,582	\$67,971
27-1012	Craft artists	#	#	\$11.20	\$23,304	10.56	\$7.09	\$7.45	\$9.35	\$13.39	\$21.01	\$14,743	\$15,486	\$19,456	\$27,850	\$43,692
27-1014	Multi-media artists and animators	50	26.9	\$18.35	\$38,159	7.66	\$10.16	\$11.50	\$18.61	\$22.89	\$27.74	\$21,137	\$23,922	\$38,716	\$47,604	\$57,698
27-1021	Commercial and industrial designers	50	36.56	\$27.03	\$56,213	9.66	\$20.22	\$22.10	\$25.39	\$33.34	\$37.48	\$42,067	\$45,965	\$52,811	\$69,350	\$77,965
27-1023	Floral designers	70	17.11	\$13.72	\$28,545	4.6	\$9.67	\$11.27	\$13.99	\$16.32	\$17.93	\$20,120	\$23,440	\$29,099	\$33,940	\$37,296
27-1024	Graphic designers	360	12.05	\$22.32	\$46,431	3.29	\$13.53	\$16.67	\$21.20	\$27.24	\$33.98	\$28,150	\$34,666	\$44,088	\$56,650	\$70,673
27-1026	Merchandise displayers and window trimmers	#	#	\$13.31	\$27,679	9.82	\$7.40	\$10.63	\$13.25	\$15.08	\$20.09	\$15,394	\$22,108	\$27,560	\$31,376	\$41,792
27-1029	Designers, all other	#	#	\$15.04	\$31,275	16.59	\$7.14	\$12.83	\$14.04	\$15.25	\$15.98	\$14,841	\$26,681	\$29,200	\$31,719	\$33,230
27-2012	Producers and directors	40	36.81	\$26.93	\$56,020	6.24	\$16.30	\$20.39	\$23.04	\$31.89	\$44.79	\$33,897	\$42,412	\$47,924	\$66,328	\$93,161
27-2022	Coaches and scouts	340	28.97	#	\$39,865	13.14	#	#	#	#	#	\$16,927	\$23,428	\$28,968	\$42,571	\$69,550

Data unavailable

Occupational Code	Occupational Title	Employment Estimate	Employment Percentage Relative Standard Error	Average Hourly Wage	Average Annual Wage	Wage Percentage Relative Standard Error	10th Percentile (Hourly)	25th Percentile (Hourly)	50th Percentile (Hourly)	75th Percentile (Hourly)	90th Percentile (Hourly)	10th Percentile (Annual)	25th Percentile (Annual)	50th Percentile (Annual)	75th Percentile (Annual)	90th Percentile (Annual)
27-2023	Umpires, referees, and other sports officials	70	7.98	#	\$23,770	11.17	#	#	#	#	#	\$15,354	\$16,937	\$19,272	\$23,792	\$39,872
27-2042	Musicians and singers	20	46.31	#	#	#	#	#	#	#	#	#	#	#	#	#
27-3031	Public relations specialists	550	13.61	\$30.58	\$63,600	5.42	\$15.32	\$20.15	\$25.36	\$37.50	\$54.75	\$31,871	\$41,919	\$52,745	\$77,994	\$113,890
27-3041	Editors	240	21.17	\$22.50	\$46,809	3.53	\$13.52	\$15.79	\$21.30	\$27.60	\$34.93	\$28,112	\$32,839	\$44,310	\$57,407	\$72,645
27-3042	Technical writers	150	9.44	\$36.19	\$75,273	2.7	\$24.15	\$29.64	\$36.64	\$43.26	\$49.62	\$50,240	\$61,648	\$76,207	\$89,988	\$103,210
27-3043	Writers and authors	80	23.61	\$36.97	\$76,894	22.95	\$18.58	\$24.49	\$28.56	\$37.57	#	\$38,643	\$50,945	\$59,404	\$78,142	#
27-3091	Interpreters and translators	40	12.48	\$25.60	\$53,243	2.63	\$15.54	\$20.19	\$23.57	\$31.06	\$40.86	\$32,328	\$41,991	\$49,035	\$64,610	\$84,986
27-3099	Media and communication workers, all other	30	30.43	\$21.90	\$45,560	3.87	\$12.08	\$17.25	\$22.16	\$25.70	\$31.44	\$25,120	\$35,889	\$46,103	\$53,449	\$65,397
27-4011	Audio and video equipment technicians	50	33.34	\$19.20	\$39,932	5.82	\$14.08	\$15.90	\$18.22	\$22.44	\$26.67	\$29,297	\$33,063	\$37,900	\$46,677	\$55,483
27-4021	Photographers	120	20.15	\$15.57	\$32,383	18.58	\$8.40	\$9.44	\$14.44	\$21.37	\$23.47	\$17,469	\$19,629	\$30,031	\$44,452	\$48,825
27-4031	Camera operators, television, video, and motion picture	10	10.11	\$16.67	\$34,671	21.42	\$10.61	\$11.43	\$12.63	\$18.22	\$33.23	\$22,076	\$23,771	\$26,280	\$37,895	\$69,117
27-4032	Film and video editors	#	#	\$30.66	\$63,765	12.41	\$18.73	\$25.43	\$28.41	\$40.68	\$46.12	\$38,959	\$52,889	\$59,089	\$84,622	\$95,937
27-4099	Media and communication equipment workers, all other	70	45.43	#	#	#	#	#	#	#	#	#	#	#	#	#
29-0000	Healthcare Practitioners and Technical Occupations	7,390	2.67	\$33.40	\$69,475	2.85	\$15.73	\$21.62	\$29.28	\$38.08	\$52.35	\$32,727	\$44,971	\$60,913	\$79,206	\$108,898
29-1011	Chiropractors	100	27.11	#	#	#	#	#	#	#	#	#	#	#	#	#
29-1021	Dentists, general	170	23.23	\$71.20	\$148,103	13.65	\$41.47	\$51.22	\$64.85	#	#	\$86,255	\$106,535	\$134,880	#	#
29-1031	Dietitians and nutritionists	40	5.18	\$22.09	\$45,951	2.69	\$12.85	\$19.29	\$22.55	\$25.92	\$30.12	\$26,731	\$40,116	\$46,912	\$53,909	\$62,654
29-1041	Optometrists	60	42.39	\$28.91	\$60,131	20.17	\$16.96	\$18.59	\$22.00	\$41.03	\$55.54	\$35,284	\$38,667	\$45,750	\$85,348	\$115,531
29-1051	Pharmacists	290	13.2	\$48.72	\$101,337	3.04	\$39.15	\$43.75	\$49.61	\$56.16	\$60.92	\$81,424	\$91,007	\$103,194	\$116,820	\$126,724
29-1062	Family and general practitioners	110	36.38	\$77.51	\$161,222	12.4	\$52.25	\$59.90	#	#	#	\$108,677	\$124,587	#	#	#
29-1063	Internists, general	#	#	#	#	#	#	#	#	#	#	#	#	#	#	#
29-1064	Obstetricians and gynecologists	#	#	#	#	#	#	#	#	#	#	#	#	#	#	#
29-1067	Surgeons	#	#	#	#	#	#	#	#	#	#	#	#	#	#	#
29-1069	Physicians and surgeons, all other	160	38.81	\$78.56	\$163,395	13.05	\$41.08	\$51.83	#	#	#	\$85,444	\$107,803	#	#	#
29-1071	Physician assistants	160	18.26	\$32.83	\$68,282	3.27	\$20.22	\$27.59	\$32.03	\$37.04	\$47.93	\$42,055	\$57,390	\$66,617	\$77,046	\$99,697
29-1111	Registered nurses	2,590	4.09	\$31.35	\$65,200	2.23	\$21.44	\$26.32	\$31.33	\$36.48	\$42.61	\$44,600	\$54,745	\$65,168	\$75,886	\$88,632
29-1121	Audiologists	30	0.08	\$29.31	\$60,965	2.19	\$22.32	\$25.46	\$28.19	\$30.98	\$42.60	\$46,431	\$52,959	\$58,629	\$64,447	\$88,612
29-1122	Occupational therapists	220	16.56	\$27.12	\$56,418	3.03	\$16.88	\$22.41	\$27.89	\$31.36	\$36.21	\$35,104	\$46,613	\$58,012	\$65,222	\$75,318
29-1123	Physical therapists	380	6.73	\$28.20	\$58,646	2.34	\$21.87	\$25.33	\$28.01	\$30.81	\$36.21	\$45,495	\$52,680	\$58,259	\$64,075	\$75,322
29-1126	Respiratory therapists	80	4.14	\$24.15	\$50,241	2.2	\$18.47	\$20.94	\$24.53	\$27.91	\$30.00	\$38,412	\$43,554	\$51,024	\$58,049	\$62,399

Data unavailable

Occupational Code	Occupational Title	Employment Estimate	Employment Percentage Relative Standard Error	Average Hourly Wage	Average Annual Wage	Wage Percentage Relative Standard Error	10th Percentile (Hourly)	25th Percentile (Hourly)	50th Percentile (Hourly)	75th Percentile (Hourly)	90th Percentile (Hourly)	10th Percentile (Annual)	25th Percentile (Annual)	50th Percentile (Annual)	75th Percentile (Annual)	90th Percentile (Annual)
31-9095	Pharmacy aides	20	34.33	\$14.95	\$31,101	7.95	\$10.25	\$11.52	\$15.08	\$18.22	\$20.46	\$21,323	\$23,960	\$31,357	\$37,901	\$42,550
31-9096	Veterinary assistants and laboratory animal caretakers	#	#	\$9.94	\$20,666	12.36	\$8.09	\$8.49	\$9.16	\$9.81	\$14.24	\$16,824	\$17,656	\$19,043	\$20,408	\$29,615
31-9099	Healthcare support workers, all other	80	2.36	\$18.21	\$37,870	2.03	\$12.58	\$13.97	\$16.74	\$22.09	\$26.73	\$26,172	\$29,056	\$34,810	\$45,955	\$55,603
33-0000	Protective Service Occupations	1,760	17.37	\$21.79	\$45,321	5.5	\$8.59	\$12.00	\$21.53	\$29.64	\$36.04	\$17,870	\$24,967	\$44,778	\$61,659	\$74,960
33-1012	First-line supervisors/managers of police and detectives	30	14.04	\$47.87	\$99,569	2.59	\$41.65	\$43.77	\$47.35	\$51.11	\$59.25	\$86,636	\$91,045	\$98,482	\$106,312	\$123,246
33-1021	First-line supervisors/managers of fire fighting and prevention workers	#	#	\$32.94	\$68,507	9.07	\$22.15	\$24.07	\$27.74	\$43.21	\$48.79	\$46,070	\$50,061	\$57,701	\$89,867	\$101,487
33-1099	First-line supervisors/managers, protective service workers, all other	#	#	\$18.67	\$38,837	22.18	\$9.36	\$10.62	\$13.20	\$27.41	\$33.33	\$19,466	\$22,095	\$27,462	\$57,015	\$69,325
33-2011	Fire fighters	240	39.03	\$23.23	\$48,315	4.58	\$14.86	\$18.43	\$22.21	\$28.68	\$32.86	\$30,907	\$38,342	\$46,199	\$59,653	\$68,352
33-2021	Fire inspectors and investigators	#	#	\$27.54	\$57,274	20.08	\$12.83	\$15.28	\$33.40	\$36.87	\$39.23	\$26,691	\$31,787	\$69,479	\$76,691	\$81,594
33-3021	Detectives and criminal investigators	40	40.72	\$30.06	\$62,531	3.73	\$22.82	\$26.95	\$30.50	\$33.86	\$36.70	\$47,459	\$56,053	\$63,433	\$70,436	\$76,341
33-3051	Police and sheriff's patrol officers	570	18.76	\$29.43	\$61,213	1.91	\$22.41	\$26.01	\$29.39	\$33.23	\$37.80	\$46,622	\$54,100	\$61,124	\$69,127	\$78,615
33-9011	Animal control workers	#	#	\$18.43	\$38,338	3.79	\$12.65	\$14.88	\$18.93	\$22.41	\$24.37	\$26,316	\$30,941	\$39,369	\$46,619	\$50,688
33-9032	Security guards	380	25.15	\$10.86	\$22,593	3.28	\$7.33	\$8.10	\$9.33	\$12.20	\$17.69	\$15,241	\$16,838	\$19,401	\$25,372	\$36,794
33-9092	Lifeguards, ski patrol, and other recreational protective service workers	130	1.86	\$9.70	\$20,167	2.68	\$7.83	\$8.39	\$9.31	\$10.47	\$11.36	\$16,280	\$17,441	\$19,372	\$21,781	\$23,622
33-9099	Protective service workers, all other	120	21.91	\$17.77	\$36,969	2.48	\$11.69	\$13.88	\$16.78	\$19.74	\$27.27	\$24,319	\$28,875	\$34,908	\$41,069	\$56,718
35-0000	Food Preparation and Serving-Related Occupations	14,090	2.8	\$9.87	\$20,537	1.51	\$7.02	\$7.36	\$8.74	\$11.28	\$14.51	\$14,606	\$15,311	\$18,182	\$23,454	\$30,185
35-1011	Chefs and head cooks	230	30.77	\$17.27	\$35,927	6.46	\$11.61	\$12.83	\$15.79	\$18.46	\$24.98	\$24,148	\$26,689	\$32,833	\$38,405	\$51,958
35-1012	First-line supervisors/managers of food preparation and serving workers	810	7.61	\$16.34	\$33,983	3.36	\$9.83	\$11.93	\$15.57	\$20.00	\$24.69	\$20,441	\$24,809	\$32,377	\$41,607	\$51,362
35-2011	Cooks, fast food	510	26.75	\$8.70	\$18,092	5.63	\$6.99	\$7.23	\$8.27	\$10.20	\$11.30	\$14,545	\$15,030	\$17,205	\$21,217	\$23,506
35-2012	Cooks, institution and cafeteria	240	7.21	\$13.49	\$28,059	2.14	\$9.93	\$11.38	\$13.51	\$15.34	\$17.83	\$20,663	\$23,675	\$28,105	\$31,911	\$37,097
35-2014	Cooks, restaurant	1,270	11.66	\$11.27	\$23,441	1.57	\$8.65	\$9.80	\$11.00	\$12.67	\$14.70	\$17,989	\$20,392	\$22,888	\$26,345	\$30,580
35-2015	Cooks, short order	220	30.67	\$9.64	\$20,050	4.27	\$7.84	\$8.33	\$9.14	\$10.81	\$12.30	\$16,309	\$17,325	\$19,007	\$22,482	\$25,582
35-2019	Cooks, all other	10	40	\$17.56	\$36,533	5.99	\$13.17	\$14.23	\$15.71	\$21.87	\$24.03	\$27,395	\$29,604	\$32,684	\$45,499	\$49,983
35-2021	Food preparation workers	1,110	9.22	\$10.03	\$20,852	2.01	\$7.59	\$8.48	\$9.79	\$11.31	\$13.04	\$15,790	\$17,646	\$20,368	\$23,534	\$27,120
35-3011	Bartenders	750	16.04	\$8.26	\$17,176	3.73	\$6.93	\$7.05	\$7.26	\$7.65	\$12.01	\$14,411	\$14,655	\$15,100	\$15,911	\$24,975
35-3021	Combined food preparation and serving workers, including fast food	2,760	11.03	\$8.56	\$17,810	1.83	\$7.05	\$7.42	\$8.14	\$9.19	\$10.97	\$14,674	\$15,424	\$16,938	\$19,108	\$22,815

Data unavailable

Occupational Code	Occupational Title	Employment Estimate	Employment Percentage Relative Standard Error	Average Hourly Wage	Average Annual Wage	Wage Percentage Relative Standard Error	10th Percentile (Hourly)	25th Percentile (Hourly)	50th Percentile (Hourly)	75th Percentile (Hourly)	90th Percentile (Hourly)	10th Percentile (Annual)	25th Percentile (Annual)	50th Percentile (Annual)	75th Percentile (Annual)	90th Percentile (Annual)
35-3022	Counter attendants, cafeteria, food concession, and coffee shop	510	48.39	\$8.63	\$17,949	2.74	\$7.38	\$7.82	\$8.48	\$9.16	\$10.18	\$15,343	\$16,269	\$17,644	\$19,051	\$21,170
35-3031	Waiters and waitresses	3,140	6.78	\$9.11	\$18,943	4.18	\$6.93	\$7.05	\$7.32	\$10.79	\$14.31	\$14,411	\$14,657	\$15,216	\$22,433	\$29,766
35-3041	Food servers, nonrestaurant	410	26.46	\$11.33	\$23,569	4.54	\$7.64	\$9.26	\$11.51	\$13.65	\$14.95	\$15,896	\$19,258	\$23,938	\$28,387	\$31,097
35-9011	Dining room and cafeteria attendants and bartender helpers	660	16.15	\$9.04	\$18,808	7.03	\$7.00	\$7.26	\$7.80	\$9.14	\$13.14	\$14,568	\$15,096	\$16,229	\$19,016	\$27,337
35-9021	Dishwashers	630	12.79	\$8.77	\$18,248	2.87	\$7.02	\$7.29	\$8.42	\$9.68	\$11.28	\$14,603	\$15,156	\$17,523	\$20,142	\$23,469
35-9031	Hosts and hostesses, restaurant, lounge, and coffee shop	740	11.39	\$8.72	\$18,131	2.32	\$7.16	\$7.71	\$8.53	\$9.43	\$10.97	\$14,902	\$16,035	\$17,732	\$19,617	\$22,814
35-9099	Food preparation and serving related workers, all other	50	29.45	\$10.32	\$21,456	8.79	\$7.51	\$8.51	\$9.74	\$11.13	\$15.75	\$15,620	\$17,694	\$20,266	\$23,160	\$32,765
37-0000	Building and Grounds Cleaning and Maintenance Occupations	4,470	5.77	\$12.84	\$26,700	1.82	\$8.25	\$9.74	\$11.82	\$15.21	\$18.93	\$17,154	\$20,257	\$24,579	\$31,641	\$39,380
37-1011	First-line supervisors/managers of housekeeping and janitorial workers	160	20.42	\$19.61	\$40,799	3.01	\$13.37	\$16.65	\$19.13	\$22.30	\$27.08	\$27,810	\$34,636	\$39,795	\$46,386	\$56,330
37-1012	First-line supervisors/managers of landscaping, lawn service, and groundskeeping workers	120	14.67	\$21.29	\$44,281	1.93	\$15.72	\$17.17	\$19.51	\$24.77	\$30.13	\$32,691	\$35,722	\$40,571	\$51,530	\$62,664
37-2011	Janitors and cleaners, except maids and housekeeping cleaners	2,060	7.51	\$13.35	\$27,770	2.14	\$9.13	\$10.50	\$12.80	\$15.63	\$18.91	\$18,983	\$21,841	\$26,625	\$32,503	\$39,335
37-2012	Maids and housekeeping cleaners	#	#	\$10.05	\$20,902	3.03	\$7.44	\$8.15	\$9.21	\$11.24	\$14.34	\$15,484	\$16,949	\$19,152	\$23,375	\$29,825
37-3011	Landscaping and groundskeeping workers	1,300	8.79	\$11.97	\$24,897	2.09	\$8.25	\$9.60	\$11.23	\$13.75	\$17.11	\$17,162	\$19,958	\$23,348	\$28,602	\$35,591
39-0000	Personal Care and Service Occupations	4,080	14.33	\$12.85	\$26,726	3.96	\$7.49	\$8.68	\$10.56	\$14.61	\$22.18	\$15,584	\$18,045	\$21,961	\$30,396	\$46,139
39-1021	First-line supervisors/managers of personal service workers	100	25.02	\$23.64	\$49,173	9.32	\$12.00	\$15.32	\$22.12	\$27.23	\$44.63	\$24,968	\$31,876	\$46,019	\$56,644	\$92,825
39-2021	Nonfarm animal caretakers	180	27.94	\$12.21	\$25,397	11.84	\$7.90	\$8.54	\$9.67	\$13.54	\$24.56	\$16,431	\$17,759	\$20,122	\$28,163	\$51,094
39-3031	Ushers, lobby attendants, and ticket takers	70	45.62	\$7.48	\$15,561	5.99	\$6.94	\$7.09	\$7.35	\$7.63	\$7.81	\$14,445	\$14,740	\$15,288	\$15,874	\$16,244
39-3091	Amusement and recreation attendants	240	40.28	\$8.99	\$18,694	3.13	\$7.14	\$7.80	\$8.96	\$9.97	\$11.34	\$14,854	\$16,224	\$18,632	\$20,736	\$23,591
39-5012	Hairdressers, hairstylists, and cosmetologists	570	29.36	\$12.27	\$25,519	14.24	\$7.06	\$7.46	\$9.96	\$14.51	\$21.88	\$14,684	\$15,517	\$20,722	\$30,183	\$45,512
39-5094	Skin care specialists	#	#	\$12.10	\$25,171	10.64	\$7.47	\$9.62	\$12.89	\$14.51	\$15.48	\$15,528	\$20,020	\$26,814	\$30,177	\$32,196
39-6011	Baggage porters and bellhops	20	17.02	\$9.18	\$19,092	10.04	\$7.51	\$7.88	\$8.50	\$9.12	\$13.50	\$15,618	\$16,393	\$17,684	\$18,976	\$28,079
39-6012	Concierges	#	#	\$17.50	\$36,400	16.79	\$10.75	\$12.90	\$19.67	\$22.09	\$23.53	\$22,366	\$26,836	\$40,919	\$45,939	\$48,952
39-6021	Tour guides and escorts	20	37.23	\$12.83	\$26,681	12.08	\$8.27	\$9.16	\$14.40	\$16.44	\$17.57	\$17,200	\$19,053	\$29,944	\$34,202	\$36,542
39-9011	Child care workers	580	29.51	\$11.72	\$24,385	4.3	\$7.64	\$8.84	\$10.92	\$13.54	\$17.70	\$15,898	\$18,392	\$22,710	\$28,168	\$36,811
39-9021	Personal and home care aides	750	20.41	\$9.76	\$20,296	2.04	\$7.99	\$8.62	\$9.63	\$10.85	\$11.81	\$16,613	\$17,932	\$20,034	\$22,562	\$24,556
39-9031	Fitness trainers and aerobics instructors	600	10.23	\$19.55	\$40,659	12.64	\$8.28	\$9.88	\$18.04	\$27.33	\$32.00	\$17,222	\$20,548	\$37,532	\$56,846	\$66,567

Data unavailable

Occupational Code	Occupational Title	Employment Estimate	Employment Percentage Relative Standard Error	Average Hourly Wage	Average Annual Wage	Wage Percentage Relative Standard Error	10th Percentile (Hourly)	25th Percentile (Hourly)	50th Percentile (Hourly)	75th Percentile (Hourly)	90th Percentile (Hourly)	10th Percentile (Annual)	25th Percentile (Annual)	50th Percentile (Annual)	75th Percentile (Annual)	90th Percentile (Annual)
39-9099	Personal care and service workers, all other	#	#	\$11.16	\$23,217	27.41	\$6.92	\$7.03	\$7.22	\$15.98	\$18.52	\$14,401	\$14,632	\$15,015	\$33,233	\$38,512
41-0000	Sales and Related Occupations	16,680	3.79	\$20.38	\$42,397	3.89	\$7.98	\$9.70	\$13.50	\$24.06	\$43.68	\$16,607	\$20,177	\$28,083	\$50,052	\$90,857
41-1011	First-line supervisors/managers of retail sales workers	1,040	6.89	\$21.59	\$44,907	4.21	\$11.65	\$14.34	\$18.16	\$24.60	\$38.93	\$24,225	\$29,821	\$37,775	\$51,171	\$80,971
41-1012	First-line supervisors/managers of non-retail sales workers	330	9.87	\$41.13	\$85,547	4.83	\$16.93	\$26.32	\$37.52	\$51.87	#	\$35,207	\$54,750	\$78,047	\$107,892	#
41-2011	Cashiers	3,350	8.43	\$10.83	\$22,532	2.24	\$7.60	\$8.43	\$9.88	\$12.04	\$16.73	\$15,814	\$17,544	\$20,545	\$25,044	\$34,789
41-2021	Counter and rental clerks	650	14.12	\$14.22	\$29,588	6.75	\$7.86	\$9.07	\$12.12	\$18.56	\$23.79	\$16,347	\$18,862	\$25,204	\$38,600	\$49,492
41-2022	Parts salespersons	150	15.91	\$22.50	\$46,795	10.8	\$12.83	\$16.48	\$19.83	\$24.96	\$37.50	\$26,695	\$34,286	\$41,245	\$51,917	\$77,991
41-2031	Retail salespersons	5,380	6.24	\$12.98	\$26,992	3.77	\$7.49	\$8.89	\$10.87	\$14.27	\$21.71	\$15,577	\$18,501	\$22,619	\$29,692	\$45,159
41-3011	Advertising sales agents	160	32.5	\$22.63	\$47,072	11.47	\$10.14	\$13.29	\$20.21	\$33.19	\$37.96	\$21,092	\$27,650	\$42,028	\$69,029	\$78,962
41-3021	Insurance sales agents	#	#	\$24.22	\$50,383	18.15	\$13.42	\$15.45	\$24.77	\$31.86	\$35.57	\$27,922	\$32,140	\$51,528	\$66,262	\$73,978
41-3031	Securities, commodities, and financial services sales agents	310	17.79	\$46.00	\$95,675	12.24	\$16.49	\$22.00	\$38.65	\$64.85	#	\$34,302	\$45,758	\$80,399	\$134,884	#
41-3041	Travel agents	210	25.37	\$18.01	\$37,464	20.16	\$9.75	\$12.13	\$14.60	\$18.43	\$35.16	\$20,280	\$25,234	\$30,371	\$38,326	\$73,139
41-3099	Sales representatives, services, all other	550	16.49	\$27.95	\$58,129	5.4	\$12.95	\$16.63	\$23.27	\$31.31	\$55.12	\$26,931	\$34,589	\$48,404	\$65,123	\$114,652
41-4011	Sales representatives, wholesale and manufacturing, technical and scientific products	1,020	15	\$42.66	\$88,740	5.96	\$18.21	\$23.61	\$38.18	\$58.14	#	\$37,880	\$49,114	\$79,410	\$120,929	#
41-4012	Sales representatives, wholesale and manufacturing, except technical and scientific products	2,020	16.2	\$29.21	\$60,753	8.89	\$10.51	\$15.89	\$25.95	\$38.56	\$55.61	\$21,857	\$33,056	\$53,969	\$80,214	\$115,660
41-9011	Demonstrators and product promoters	70	36.14	\$10.67	\$22,204	8.1	\$8.03	\$8.78	\$10.35	\$12.27	\$14.24	\$16,697	\$18,259	\$21,531	\$25,515	\$29,628
41-9021	Real estate brokers	#	#	\$82.00	\$170,555	24.67	\$10.83	#	#	#	#	\$22,524	#	#	#	#
41-9022	Real estate sales agents	240	41.15	\$23.81	\$49,520	16.6	\$9.31	\$10.34	\$13.97	\$28.91	\$55.79	\$19,359	\$21,506	\$29,067	\$60,133	\$116,050
41-9031	Sales engineers	270	13.07	\$42.62	\$88,654	3.7	\$27.40	\$31.88	\$39.74	\$54.51	\$62.85	\$56,990	\$66,308	\$82,657	\$113,384	\$130,735
41-9041	Telemarketers	430	5.49	\$12.84	\$26,710	8.44	\$7.97	\$8.69	\$10.05	\$14.48	\$23.17	\$16,575	\$18,074	\$20,905	\$30,118	\$48,198
41-9099	Sales and related workers, all other	130	22.36	\$20.59	\$42,818	8.9	\$12.91	\$15.43	\$17.82	\$20.30	\$29.84	\$26,845	\$32,085	\$37,061	\$42,225	\$62,061
43-0000	Office and Administrative Support Occupations	25,240	2.86	\$16.69	\$34,716	1.46	\$9.86	\$12.34	\$15.63	\$20.06	\$24.61	\$20,514	\$25,677	\$32,510	\$41,721	\$51,194
43-1011	First-line supervisors/managers of office and administrative support workers	1,150	4.53	\$23.99	\$49,891	1.86	\$14.41	\$17.78	\$21.97	\$27.89	\$34.95	\$29,964	\$36,984	\$45,705	\$58,011	\$72,687
43-2011	Switchboard operators, including answering service	80	9.58	\$12.66	\$26,338	2.33	\$9.98	\$10.91	\$12.34	\$14.55	\$16.57	\$20,762	\$22,699	\$25,668	\$30,267	\$34,470
43-3011	Bill and account collectors	220	31.5	\$17.00	\$35,368	2.04	\$12.60	\$14.15	\$16.41	\$18.47	\$21.90	\$26,208	\$29,424	\$34,130	\$38,420	\$45,553
43-3021	Billing and posting clerks and machine operators	410	19.36	\$17.15	\$35,682	4.32	\$12.49	\$13.64	\$15.70	\$19.66	\$25.29	\$25,983	\$28,364	\$32,665	\$40,887	\$52,606
43-3031	Bookkeeping, accounting, and auditing clerks	2,290	7.63	\$17.01	\$35,388	1.83	\$11.66	\$13.76	\$16.61	\$19.24	\$23.45	\$24,246	\$28,614	\$34,551	\$40,024	\$48,780
43-3051	Payroll and timekeeping clerks	100	8.09	\$19.20	\$39,931	1.42	\$14.22	\$16.04	\$18.77	\$22.51	\$25.00	\$29,576	\$33,363	\$39,049	\$46,828	\$51,997

Data unavailable

Occupational Code	Occupational Title	Employment Estimate	Employment Percentage Relative Standard Error	Average Hourly Wage	Average Annual Wage	Wage Percentage Relative Standard Error	10th Percentile (Hourly)	25th Percentile (Hourly)	50th Percentile (Hourly)	75th Percentile (Hourly)	90th Percentile (Hourly)	10th Percentile (Annual)	25th Percentile (Annual)	50th Percentile (Annual)	75th Percentile (Annual)	90th Percentile (Annual)
43-3061	Procurement clerks	60	26.12	\$20.29	\$42,198	2.65	\$15.20	\$16.75	\$18.99	\$23.64	\$27.76	\$31,617	\$34,842	\$39,505	\$49,168	\$57,748
43-3071	Tellers	610	16.31	\$12.43	\$25,858	2.83	\$9.83	\$10.66	\$11.98	\$13.66	\$15.04	\$20,444	\$22,166	\$24,919	\$28,423	\$31,280
43-4011	Brokerage clerks	200	45.75	\$16.23	\$33,758	10.26	\$11.05	\$12.86	\$14.84	\$19.29	\$23.85	\$22,984	\$26,740	\$30,871	\$40,129	\$49,613
43-4031	Court, municipal, and license clerks	100	29.79	#	#	#	#	#	#	#	#	#	#	#	#	#
43-4041	Credit authorizers, checkers, and clerks	#	#	\$18.30	\$38,073	2.9	\$12.75	\$14.32	\$19.36	\$21.80	\$23.53	\$26,514	\$29,787	\$40,263	\$45,340	\$48,943
43-4051	Customer service representatives	1,530	6.87	\$16.67	\$34,679	2.26	\$9.96	\$12.83	\$16.09	\$20.07	\$24.17	\$20,724	\$26,692	\$33,471	\$41,744	\$50,273
43-4071	File clerks	290	14.28	\$13.64	\$28,376	3.67	\$9.93	\$10.79	\$12.47	\$16.92	\$19.15	\$20,662	\$22,452	\$25,938	\$35,199	\$39,837
43-4081	Hotel, motel, and resort desk clerks	330	10.41	\$10.84	\$22,555	3.66	\$7.52	\$9.03	\$10.73	\$12.45	\$14.29	\$15,643	\$18,778	\$22,311	\$25,906	\$29,727
43-4111	Interviewers, except eligibility and loan	480	17.09	\$11.22	\$23,346	5.58	\$7.56	\$8.21	\$9.40	\$13.70	\$17.91	\$15,723	\$17,079	\$19,561	\$28,493	\$37,245
43-4121	Library assistants, clerical	110	25.5	\$12.41	\$25,811	4.51	\$9.05	\$10.51	\$12.18	\$14.16	\$16.32	\$18,828	\$21,859	\$25,344	\$29,462	\$33,949
43-4131	Loan interviewers and clerks	250	28.49	\$15.84	\$32,941	6.16	\$10.53	\$12.97	\$14.76	\$18.47	\$23.05	\$21,896	\$26,974	\$30,710	\$38,415	\$47,940
43-4141	New accounts clerks	170	21.66	\$14.46	\$30,085	2.27	\$11.88	\$12.78	\$14.16	\$16.14	\$17.86	\$24,703	\$26,588	\$29,443	\$33,571	\$37,155
43-4151	Order clerks	350	19.72	\$16.75	\$34,844	2.57	\$11.55	\$13.93	\$16.72	\$19.36	\$22.48	\$24,032	\$28,972	\$34,778	\$40,275	\$46,767
43-4161	Human resources assistants, except payroll and timekeeping	130	8.27	\$19.11	\$39,748	2.75	\$12.30	\$14.83	\$17.73	\$22.67	\$28.93	\$25,575	\$30,847	\$36,873	\$47,150	\$60,178
43-4171	Receptionists and information clerks	1,870	12.45	\$13.15	\$27,354	3.35	\$8.93	\$10.69	\$13.13	\$15.14	\$17.80	\$18,579	\$22,240	\$27,317	\$31,500	\$37,019
43-4181	Reservation and transportation ticket agents and travel clerks	40	42.37	\$13.23	\$27,526	4.66	\$9.66	\$11.09	\$13.40	\$14.88	\$16.46	\$20,092	\$23,075	\$27,878	\$30,945	\$34,247
43-4199	Information and record clerks, all other	330	16.82	\$16.36	\$34,027	1.54	\$12.40	\$13.56	\$15.51	\$18.50	\$22.14	\$25,786	\$28,207	\$32,259	\$38,482	\$46,048
43-5021	Couriers and messengers	40	32.47	\$12.50	\$26,009	8.58	\$9.53	\$10.42	\$12.77	\$14.42	\$15.75	\$19,828	\$21,667	\$26,561	\$29,988	\$32,750
43-5031	Police, fire, and ambulance dispatchers	80	23.42	\$21.38	\$44,472	2.01	\$16.39	\$18.53	\$21.40	\$24.40	\$27.56	\$34,082	\$38,546	\$44,509	\$50,744	\$57,325
43-5032	Dispatchers, except police, fire, and ambulance	170	24.23	\$16.24	\$33,782	4.06	\$10.20	\$13.51	\$15.77	\$19.03	\$22.82	\$21,210	\$28,095	\$32,796	\$39,585	\$47,462
43-5041	Meter readers, utilities	30	0.05	\$19.45	\$40,459	2.32	\$14.42	\$16.29	\$18.20	\$21.94	\$28.25	\$30,002	\$33,888	\$37,856	\$45,630	\$58,763
43-5051	Postal service clerks	110	0.01	\$21.41	\$44,536	#	\$19.50	\$20.33	\$21.72	\$23.11	\$23.94	\$40,559	\$42,293	\$45,182	\$48,071	\$49,804
43-5052	Postal service mail carriers	480	0	\$21.11	\$43,916	#	\$17.43	\$19.76	\$21.45	\$23.14	\$24.15	\$36,253	\$41,098	\$44,612	\$48,126	\$50,235
43-5053	Postal service mail sorters, processors, and processing machine operators	140	0.01	\$20.18	\$41,970	#	\$14.00	\$19.65	\$21.27	\$22.88	\$23.85	\$29,129	\$40,880	\$44,240	\$47,600	\$49,616
43-5061	Production, planning, and expediting clerks	380	10.29	\$23.47	\$48,817	2.02	\$15.63	\$18.27	\$22.38	\$27.94	\$33.74	\$32,513	\$38,004	\$46,551	\$58,106	\$70,182
43-5071	Shipping, receiving, and traffic clerks	730	12.1	\$14.21	\$29,555	1.96	\$9.91	\$11.59	\$13.86	\$16.52	\$19.02	\$20,610	\$24,108	\$28,826	\$34,364	\$39,570
43-5081	Stock clerks and order fillers	1,860	7.2	\$12.86	\$26,754	2.73	\$8.16	\$9.30	\$12.14	\$15.99	\$18.63	\$16,963	\$19,337	\$25,243	\$33,256	\$38,749
43-5111	Weighers, measurers, checkers, and samplers, recordkeeping	50	25.09	\$14.59	\$30,342	4.92	\$9.83	\$10.91	\$15.36	\$17.65	\$19.02	\$20,437	\$22,688	\$31,957	\$36,720	\$39,559
43-6011	Executive secretaries and administrative assistants	3,010	6.9	\$21.75	\$45,249	2.13	\$13.95	\$16.76	\$20.62	\$25.60	\$32.58	\$29,016	\$34,851	\$42,895	\$53,239	\$67,770

Data unavailable

Occupational Code	Occupational Title	Employment Estimate	Employment Percentage Relative Standard Error	Average Hourly Wage	Average Annual Wage	Wage Percentage Relative Standard Error	10th Percentile (Hourly)	25th Percentile (Hourly)	50th Percentile (Hourly)	75th Percentile (Hourly)	90th Percentile (Hourly)	10th Percentile (Annual)	25th Percentile (Annual)	50th Percentile (Annual)	75th Percentile (Annual)	90th Percentile (Annual)
43-6012	Legal secretaries	160	40.37	\$23.86	\$49,618	5.72	\$17.03	\$20.60	\$24.88	\$27.68	\$29.74	\$35,414	\$42,844	\$51,752	\$57,583	\$61,856
43-6013	Medical secretaries	510	32.3	\$14.87	\$30,921	5.05	\$10.30	\$11.80	\$14.28	\$17.88	\$20.85	\$21,428	\$24,539	\$29,710	\$37,196	\$43,374
43-6014	Secretaries, except legal, medical, and executive	1,820	7.89	\$15.24	\$31,706	1.97	\$9.94	\$12.00	\$14.41	\$18.46	\$22.37	\$20,665	\$24,963	\$29,975	\$38,394	\$46,536
43-9011	Computer operators	280	19.58	\$20.81	\$43,279	6.26	\$9.10	\$16.94	\$21.24	\$25.79	\$29.89	\$18,929	\$35,240	\$44,188	\$53,648	\$62,162
43-9021	Data entry keyers	190	22.25	\$13.56	\$28,206	3.04	\$10.26	\$11.56	\$13.34	\$15.14	\$17.83	\$21,334	\$24,042	\$27,738	\$31,484	\$37,078
43-9022	Word processors and typists	30	19.76	\$17.18	\$35,738	3.63	\$11.51	\$14.61	\$17.35	\$20.44	\$22.81	\$23,933	\$30,393	\$36,089	\$42,519	\$47,455
43-9031	Desktop publishers	110	41.57	\$21.42	\$44,557	11.3	\$7.28	\$15.72	\$23.27	\$28.43	\$31.56	\$15,145	\$32,705	\$48,407	\$59,144	\$65,648
43-9041	Insurance claims and policy processing clerks	#	#	\$18.85	\$39,201	3.48	\$15.83	\$16.85	\$18.57	\$21.05	\$23.49	\$32,923	\$35,058	\$38,616	\$43,774	\$48,859
43-9051	Mail clerks and mail machine operators, except postal service	#	#	\$12.07	\$25,115	2.6	\$9.29	\$10.21	\$11.43	\$13.78	\$16.75	\$19,325	\$21,233	\$23,768	\$28,670	\$34,836
43-9061	Office clerks, general	2,490	10.04	\$14.45	\$30,054	2.23	\$9.29	\$11.28	\$14.00	\$17.31	\$20.84	\$19,315	\$23,464	\$29,120	\$36,000	\$43,344
43-9071	Office machine operators, except computer	#	#	\$16.09	\$33,464	2	\$11.63	\$13.07	\$14.97	\$18.32	\$23.15	\$24,182	\$27,184	\$31,147	\$38,097	\$48,160
43-9199	Office and administrative support workers, all other	750	6.45	\$19.45	\$40,463	2.89	\$11.81	\$14.60	\$19.98	\$22.97	\$24.89	\$24,555	\$30,373	\$41,566	\$47,771	\$51,765
45-0000	Farming, Fishing, and Forestry Occupations	330	22.44	\$10.80	\$22,460	4.71	\$7.25	\$7.86	\$8.74	\$13.55	\$17.33	\$15,077	\$16,351	\$18,174	\$28,179	\$36,056
45-1011	First-line supervisors/managers of farming, fishing, and forestry workers	#	#	\$16.41	\$34,127	4.03	\$14.79	\$15.44	\$16.52	\$17.59	\$18.24	\$30,769	\$32,113	\$34,353	\$36,593	\$37,937
45-2092	Farmworkers and laborers, crop, nursery, and greenhouse	120	45.17	\$9.05	\$18,821	8.18	\$7.11	\$7.64	\$8.41	\$9.14	\$12.86	\$14,786	\$15,889	\$17,503	\$19,003	\$26,739
45-2093	Farmworkers, farm and ranch animals	#	#	\$10.26	\$21,335	12.78	\$7.32	\$7.78	\$8.57	\$11.43	\$15.43	\$15,215	\$16,176	\$17,824	\$23,783	\$32,087
47-0000	Construction and Extraction Occupations	4,580	6.77	\$19.28	\$40,108	2.3	\$11.16	\$14.05	\$17.98	\$23.67	\$30.02	\$23,216	\$29,229	\$37,397	\$49,228	\$62,434
47-1011	First-line supervisors/managers of construction trades and extraction workers	510	12.06	\$26.11	\$54,319	3.88	\$16.23	\$19.19	\$24.97	\$33.20	\$38.02	\$33,756	\$39,912	\$51,940	\$69,058	\$79,083
47-2022	Stonemasons	#	#	\$26.69	\$55,512	8.97	\$18.62	\$26.42	\$28.33	\$30.24	\$31.39	\$38,732	\$54,956	\$58,931	\$62,907	\$65,292
47-2031	Carpenters	720	22.74	\$19.39	\$40,341	3.33	\$12.74	\$15.01	\$18.76	\$23.07	\$28.17	\$26,504	\$31,211	\$39,026	\$47,987	\$58,601
47-2051	Cement masons and concrete finishers	320	22.82	\$15.56	\$32,356	3.22	\$10.76	\$13.48	\$15.89	\$18.06	\$19.60	\$22,379	\$28,030	\$33,042	\$37,564	\$40,763
47-2061	Construction laborers	570	19.24	\$12.75	\$26,521	2.68	\$9.15	\$10.42	\$12.64	\$14.71	\$17.01	\$19,024	\$21,673	\$26,289	\$30,602	\$35,376
47-2071	Paving, surfacing, and tamping equipment operators	60	30.15	\$17.57	\$36,545	4.5	\$13.24	\$15.23	\$17.06	\$20.19	\$23.65	\$27,535	\$31,669	\$35,491	\$41,995	\$49,201
47-2073	Operating engineers and other construction equipment operators	170	7.65	\$20.54	\$42,721	2.76	\$15.88	\$17.85	\$20.57	\$23.18	\$26.19	\$33,033	\$37,135	\$42,794	\$48,219	\$54,474
47-2111	Electricians	420	19.35	\$26.14	\$54,365	3.91	\$16.04	\$22.09	\$27.10	\$31.11	\$35.07	\$33,357	\$45,948	\$56,358	\$64,704	\$72,952
47-2141	Painters, construction and maintenance	210	16.1	\$14.68	\$30,529	6.81	\$10.11	\$11.38	\$13.32	\$17.10	\$21.90	\$21,039	\$23,680	\$27,701	\$35,577	\$45,543
47-2151	Pipelayers	20	0.09	\$16.74	\$34,818	2.25	\$12.85	\$14.63	\$16.71	\$18.69	\$21.45	\$26,727	\$30,422	\$34,765	\$38,876	\$44,623
47-2152	Plumbers, pipefitters, and steamfitters	400	28.49	\$22.28	\$46,348	7.2	\$14.39	\$17.25	\$20.60	\$25.86	\$32.23	\$29,921	\$35,873	\$42,842	\$53,798	\$67,037
47-2161	Plasterers and stucco masons	#	#	\$14.12	\$29,371	11.97	\$9.81	\$11.93	\$13.32	\$16.34	\$20.27	\$20,395	\$24,812	\$27,705	\$33,979	\$42,165

Data unavailable

Occupational Code	Occupational Title	Employment Estimate	Employment Percentage Relative Standard Error	Average Hourly Wage	Average Annual Wage	Wage Percentage Relative Standard Error	10th Percentile (Hourly)	25th Percentile (Hourly)	50th Percentile (Hourly)	75th Percentile (Hourly)	90th Percentile (Hourly)	10th Percentile (Annual)	25th Percentile (Annual)	50th Percentile (Annual)	75th Percentile (Annual)	90th Percentile (Annual)
47-2181	Roofers	80	4.97	\$16.76	\$34,870	7.12	\$11.27	\$13.63	\$17.44	\$19.66	\$21.81	\$23,432	\$28,342	\$36,285	\$40,897	\$45,364
47-2211	Sheet metal workers	170	36.38	\$19.54	\$40,646	2.44	\$14.14	\$16.07	\$19.04	\$22.81	\$25.96	\$29,410	\$33,429	\$39,610	\$47,448	\$54,005
47-3011	Helpers--brickmasons, blockmasons, stonemasons, and tile and marble setters	60	33.44	\$10.77	\$22,396	13.09	\$8.09	\$8.74	\$9.65	\$11.93	\$16.47	\$16,818	\$18,171	\$20,067	\$24,817	\$34,258
47-3016	Helpers--roofers	40	11.4	\$10.63	\$22,105	11.75	\$7.21	\$9.29	\$10.87	\$12.62	\$13.75	\$14,993	\$19,332	\$22,604	\$26,243	\$28,594
47-4011	Construction and building inspectors	50	25.37	\$26.93	\$56,020	2.46	\$20.56	\$23.53	\$27.10	\$30.58	\$34.13	\$42,772	\$48,940	\$56,366	\$63,613	\$70,981
47-4051	Highway maintenance workers	200	34.39	\$19.14	\$39,815	3.14	\$14.39	\$16.49	\$18.58	\$21.94	\$24.98	\$29,929	\$34,294	\$38,651	\$45,630	\$51,962
49-0000	Installation, Maintenance, and Repair Occupations	4,710	5.52	\$20.39	\$42,403	2.57	\$10.64	\$13.80	\$19.00	\$25.43	\$32.66	\$22,129	\$28,709	\$39,517	\$52,887	\$67,926
49-1011	First-line supervisors/managers of mechanics, installers, and repairers	370	10.89	\$29.45	\$61,248	4.45	\$13.65	\$20.06	\$29.89	\$37.66	\$45.66	\$28,395	\$41,734	\$62,167	\$78,340	\$94,968
49-2011	Computer, automated teller, and office machine repairers	290	26.7	\$22.23	\$46,242	4.87	\$14.56	\$17.90	\$21.67	\$26.86	\$31.33	\$30,294	\$37,232	\$45,070	\$55,859	\$65,156
49-2022	Telecommunications equipment installers and repairers, except line installers	60	29.66	\$24.61	\$51,198	7.3	\$18.22	\$21.07	\$25.61	\$28.53	\$30.30	\$37,889	\$43,823	\$53,259	\$59,337	\$63,014
49-2094	Electrical and electronics repairers, commercial and industrial equipment	130	20.75	\$26.81	\$55,758	4.48	\$17.90	\$22.50	\$27.90	\$31.29	\$35.89	\$37,232	\$46,790	\$58,031	\$65,074	\$74,647
49-2095	Electrical and electronics repairers, powerhouse, substation, and relay	20	3.78	\$29.22	\$60,768	3.77	\$25.21	\$26.62	\$28.98	\$31.48	\$36.58	\$52,438	\$55,362	\$60,279	\$65,483	\$76,079
49-2097	Electronic home entertainment equipment installers and repairers	#	#	\$16.50	\$34,326	6.78	\$10.71	\$12.66	\$15.58	\$19.99	\$23.15	\$22,269	\$26,325	\$32,401	\$41,586	\$48,159
49-2098	Security and fire alarm systems installers	#	#	\$20.48	\$42,603	6.44	\$17.86	\$18.89	\$20.63	\$22.40	\$25.92	\$37,139	\$39,290	\$42,900	\$46,601	\$53,922
49-3021	Automotive body and related repairers	110	21.87	\$31.54	\$65,604	13.16	\$16.08	\$18.31	\$25.06	\$42.95	\$60.04	\$33,451	\$38,084	\$52,130	\$89,335	\$124,886
49-3023	Automotive service technicians and mechanics	650	13.96	\$20.15	\$41,903	9.82	\$10.33	\$12.89	\$16.16	\$27.20	\$35.59	\$21,497	\$26,811	\$33,610	\$56,585	\$74,037
49-3031	Bus and truck mechanics and diesel engine specialists	150	12.71	\$20.50	\$42,642	2.65	\$14.05	\$17.19	\$21.15	\$23.69	\$25.58	\$29,231	\$35,763	\$43,985	\$49,285	\$53,199
49-3042	Mobile heavy equipment mechanics, except engines	70	26.25	\$20.95	\$43,569	3.62	\$13.59	\$16.79	\$21.35	\$24.68	\$28.57	\$28,271	\$34,924	\$44,410	\$51,329	\$59,418
49-3052	Motorcycle mechanics	20	27.65	\$19.94	\$41,474	7.28	\$14.73	\$16.71	\$19.99	\$22.81	\$26.02	\$30,646	\$34,765	\$41,580	\$47,436	\$54,129
49-3091	Bicycle repairers	#	#	\$10.65	\$22,157	2.59	\$8.31	\$9.80	\$10.76	\$11.68	\$12.31	\$17,295	\$20,380	\$22,386	\$24,304	\$25,615
49-3093	Tire repairers and changers	180	19.35	\$11.89	\$24,735	12.1	\$9.01	\$9.67	\$10.72	\$14.38	\$17.55	\$18,749	\$20,122	\$22,297	\$29,911	\$36,512
49-9012	Control and valve installers and repairers, except mechanical door	30	33.71	\$24.85	\$51,695	4.16	\$18.07	\$20.94	\$26.02	\$28.99	\$30.98	\$37,579	\$43,545	\$54,121	\$60,297	\$64,441
49-9021	Heating, air conditioning, and refrigeration mechanics and installers	120	35.82	\$24.66	\$51,296	3.69	\$16.37	\$19.59	\$23.69	\$29.60	\$35.95	\$34,056	\$40,744	\$49,267	\$61,573	\$74,785
49-9041	Industrial machinery mechanics	170	43.05	\$19.37	\$40,286	6.12	\$12.68	\$14.69	\$17.91	\$23.33	\$28.43	\$26,383	\$30,550	\$37,262	\$48,537	\$59,145
49-9042	Maintenance and repair workers, general	1,090	11.97	\$18.63	\$38,749	2.23	\$11.17	\$14.22	\$18.10	\$22.83	\$27.37	\$23,239	\$29,585	\$37,658	\$47,497	\$56,939

Data unavailable

Occupational Code	Occupational Title	Employment Estimate	Employment Percentage Relative Standard Error	Average Hourly Wage	Average Annual Wage	Wage Percentage Relative Standard Error	10th Percentile (Hourly)	25th Percentile (Hourly)	50th Percentile (Hourly)	75th Percentile (Hourly)	90th Percentile (Hourly)	10th Percentile (Annual)	25th Percentile (Annual)	50th Percentile (Annual)	75th Percentile (Annual)	90th Percentile (Annual)
49-9043	Maintenance workers, machinery	#	#	\$21.17	\$44,033	3.38	\$15.03	\$16.86	\$20.41	\$25.00	\$29.33	\$31,254	\$35,065	\$42,443	\$51,993	\$61,005
49-9051	Electrical power-line installers and repairers	90	13.32	\$30.51	\$63,470	3.19	\$20.42	\$26.76	\$32.77	\$36.51	\$38.76	\$42,472	\$55,663	\$68,157	\$75,943	\$80,615
49-9052	Telecommunications line installers and repairers	140	41.07	\$17.08	\$35,530	17.26	\$12.05	\$12.85	\$14.18	\$20.14	\$27.98	\$25,055	\$26,719	\$29,485	\$41,892	\$58,199
49-9062	Medical equipment repairers	40	27.58	\$16.26	\$33,826	7.01	\$12.78	\$13.59	\$14.93	\$17.24	\$22.22	\$26,584	\$28,261	\$31,056	\$35,849	\$46,225
49-9069	Precision instrument and equipment repairers, all other	30	26.25	\$23.98	\$49,869	4.2	\$14.84	\$21.38	\$24.26	\$27.78	\$30.55	\$30,872	\$44,477	\$50,470	\$57,788	\$63,550
49-9091	Coin, vending, and amusement machine servicers and repairers	#	#	\$18.58	\$38,642	12.25	\$9.53	\$13.56	\$20.62	\$22.89	\$24.41	\$19,827	\$28,210	\$42,884	\$47,608	\$50,771
49-9094	Locksmiths and safe repairers	30	10.83	\$17.55	\$36,498	8.19	\$10.79	\$13.58	\$18.55	\$21.59	\$23.58	\$22,449	\$28,247	\$38,579	\$44,904	\$49,049
49-9098	Helpers--installation, maintenance, and repair workers	110	24.6	\$13.29	\$27,651	9.32	\$8.38	\$9.45	\$11.41	\$16.97	\$20.90	\$17,427	\$19,655	\$23,736	\$35,293	\$43,468
49-9099	Installation, maintenance, and repair workers, all other	130	29.4	\$19.65	\$40,869	10.03	\$9.45	\$13.84	\$20.36	\$25.42	\$28.72	\$19,652	\$28,790	\$42,345	\$52,867	\$59,742
51-0000	Production Occupations	9,140	4.94	\$15.58	\$32,398	2.14	\$9.06	\$10.73	\$13.87	\$18.84	\$25.32	\$18,837	\$22,313	\$28,853	\$39,193	\$52,661
51-1011	First-line supervisors/managers of production and operating workers	570	8.68	\$27.01	\$56,177	2.73	\$15.96	\$19.25	\$27.41	\$33.26	\$38.66	\$33,200	\$40,046	\$57,019	\$69,177	\$80,411
51-2022	Electrical and electronic equipment assemblers	1,060	11.26	\$12.33	\$25,645	3.28	\$9.09	\$10.05	\$11.67	\$13.76	\$16.88	\$18,912	\$20,904	\$24,280	\$28,626	\$35,107
51-2023	Electromechanical equipment assemblers	#	#	\$13.55	\$28,177	3.83	\$8.97	\$10.75	\$13.26	\$15.85	\$18.08	\$18,662	\$22,352	\$27,584	\$32,962	\$37,598
51-2041	Structural metal fabricators and fitters	#	#	\$24.43	\$50,824	14.19	\$9.72	\$25.45	\$27.79	\$30.13	\$31.53	\$20,227	\$52,939	\$57,800	\$62,661	\$65,578
51-2092	Team assemblers	1,000	23.92	\$11.79	\$24,523	5.15	\$7.39	\$8.87	\$11.11	\$13.82	\$17.01	\$15,371	\$18,447	\$23,119	\$28,748	\$35,376
51-2099	Assemblers and fabricators, all other	190	45.56	\$13.61	\$28,310	3.74	\$8.74	\$11.61	\$13.71	\$15.15	\$17.02	\$18,183	\$24,140	\$28,525	\$31,508	\$35,400
51-3011	Bakers	210	22.95	\$12.15	\$25,278	3.55	\$7.86	\$9.88	\$11.68	\$14.64	\$17.18	\$16,350	\$20,559	\$24,288	\$30,456	\$35,740
51-3021	Butchers and meat cutters	90	4.46	\$16.49	\$34,294	2.96	\$13.08	\$14.36	\$16.44	\$18.72	\$20.43	\$27,209	\$29,864	\$34,195	\$38,943	\$42,490
51-3023	Slaughterers and meat packers	90	0.45	\$10.77	\$22,404	3.04	\$9.46	\$9.96	\$10.63	\$11.31	\$12.19	\$19,678	\$20,714	\$22,115	\$23,516	\$25,355
51-3092	Food batchmakers	130	28.81	\$12.29	\$25,567	9.01	\$8.01	\$9.01	\$10.56	\$14.04	\$19.63	\$16,656	\$18,741	\$21,964	\$29,197	\$40,825
51-4011	Computer-controlled machine tool operators, metal and plastic	170	13.14	\$19.20	\$39,939	2.3	\$14.28	\$16.16	\$19.38	\$21.96	\$24.47	\$29,700	\$33,618	\$40,300	\$45,674	\$50,900
51-4031	Cutting, punching, and press machine setters, operators, and tenders, metal and plastic	60	21.01	\$12.85	\$26,721	2.13	\$9.29	\$10.30	\$11.64	\$15.24	\$18.75	\$19,333	\$21,423	\$24,220	\$31,706	\$39,008
51-4033	Grinding, lapping, polishing, and buffing machine tool setters, operators, and tenders, metal and plastic	20	33.77	\$14.70	\$30,577	10.08	\$10.19	\$11.01	\$12.32	\$16.03	\$25.45	\$21,206	\$22,898	\$25,626	\$33,345	\$52,935
51-4041	Machinists	280	12.46	\$24.74	\$51,469	3.34	\$16.00	\$21.36	\$25.29	\$28.29	\$32.31	\$33,289	\$44,434	\$52,602	\$58,841	\$67,205
51-4061	Model makers, metal and plastic	#	#	\$16.68	\$34,699	12.12	\$10.50	\$11.48	\$14.73	\$21.92	\$24.20	\$21,835	\$23,879	\$30,647	\$45,586	\$50,327
51-4072	Molding, coremaking, and casting machine setters, operators, and tenders, metal and plastic	#	#	\$13.59	\$28,266	18.81	\$7.28	\$8.39	\$12.39	\$19.08	\$22.19	\$15,150	\$17,458	\$25,778	\$39,677	\$46,154

Data unavailable

Occupational Code	Occupational Title	Employment Estimate	Employment Percentage Relative Standard Error	Average Hourly Wage	Average Annual Wage	Wage Percentage Relative Standard Error	10th Percentile (Hourly)	25th Percentile (Hourly)	50th Percentile (Hourly)	75th Percentile (Hourly)	90th Percentile (Hourly)	10th Percentile (Annual)	25th Percentile (Annual)	50th Percentile (Annual)	75th Percentile (Annual)	90th Percentile (Annual)
51-4081	Multiple machine tool setters, operators, and tenders, metal and plastic	230	34.16	\$15.73	\$32,729	10.19	\$10.66	\$12.78	\$15.26	\$19.35	\$21.40	\$22,163	\$26,589	\$31,749	\$40,247	\$44,513
51-4111	Tool and die makers	30	37.05	\$17.03	\$35,413	10.41	\$10.10	\$11.06	\$16.53	\$22.65	\$25.69	\$21,017	\$23,010	\$34,389	\$47,117	\$53,425
51-4121	Welders, cutters, solderers, and brazers	110	24.33	\$20.32	\$42,262	2.48	\$15.79	\$17.28	\$20.03	\$23.24	\$26.07	\$32,839	\$35,950	\$41,653	\$48,344	\$54,235
51-4122	Welding, soldering, and brazing machine setters, operators, and tenders	#	#	\$16.05	\$33,376	9.54	\$12.27	\$13.54	\$16.16	\$17.95	\$20.03	\$25,520	\$28,161	\$33,613	\$37,345	\$41,657
51-4193	Plating and coating machine setters, operators, and tenders, metal and plastic	#	#	\$11.96	\$24,885	7.53	\$8.53	\$10.44	\$12.45	\$13.97	\$14.89	\$17,733	\$21,710	\$25,890	\$29,067	\$30,974
51-5011	Bindery workers	120	47.68	\$14.89	\$30,972	7.34	\$10.62	\$13.46	\$15.54	\$16.93	\$17.76	\$22,085	\$27,989	\$32,322	\$35,221	\$36,939
51-5021	Job printers	#	#	\$17.21	\$35,798	11.13	\$11.20	\$13.34	\$16.39	\$20.54	\$25.28	\$23,292	\$27,749	\$34,098	\$42,713	\$52,587
51-5022	Prepress technicians and workers	150	31.13	\$17.83	\$37,096	7.94	\$13.26	\$14.77	\$16.50	\$21.48	\$24.39	\$27,575	\$30,731	\$34,326	\$44,680	\$50,735
51-5023	Printing machine operators	370	37.21	\$15.14	\$31,482	4.35	\$10.86	\$12.34	\$14.23	\$17.25	\$21.62	\$22,586	\$25,657	\$29,599	\$35,876	\$44,964
51-6011	Laundry and dry-cleaning workers	120	15.9	\$9.18	\$19,102	5.56	\$6.97	\$7.86	\$8.85	\$9.86	\$11.72	\$14,499	\$16,356	\$18,410	\$20,501	\$24,382
51-6031	Sewing machine operators	160	47.15	\$9.51	\$19,789	8.21	\$6.93	\$7.06	\$9.29	\$10.75	\$13.22	\$14,422	\$14,684	\$19,330	\$22,359	\$27,498
51-7011	Cabinetmakers and bench carpenters	60	42.35	\$15.17	\$31,561	6.78	\$10.10	\$12.39	\$14.86	\$17.59	\$19.65	\$21,013	\$25,779	\$30,915	\$36,587	\$40,878
51-7021	Furniture finishers	#	#	\$12.36	\$25,702	3.59	\$9.80	\$10.52	\$11.92	\$14.12	\$15.60	\$20,380	\$21,884	\$24,801	\$29,363	\$32,442
51-7041	Sawing machine setters, operators, and tenders, wood	#	#	\$10.62	\$22,084	4.15	\$7.99	\$8.88	\$10.62	\$12.20	\$13.84	\$16,617	\$18,465	\$22,097	\$25,372	\$28,792
51-7042	Woodworking machine setters, operators, and tenders, except sawing	130	33.73	\$12.23	\$25,438	2.44	\$9.24	\$10.46	\$12.31	\$14.00	\$15.12	\$19,223	\$21,754	\$25,595	\$29,125	\$31,455
51-8021	Stationary engineers and boiler operators	30	9.11	\$29.12	\$60,570	3.8	\$24.15	\$26.58	\$29.42	\$33.27	\$37.16	\$50,242	\$55,288	\$61,193	\$69,192	\$77,299
51-8031	Water and liquid waste treatment plant and system operators	320	33.28	\$19.82	\$41,225	4.22	\$13.84	\$15.94	\$18.64	\$22.91	\$28.42	\$28,794	\$33,155	\$38,761	\$47,644	\$59,119
51-8099	Plant and system operators, all other	#	#	\$20.11	\$41,822	6.94	\$13.95	\$16.64	\$20.67	\$23.31	\$25.00	\$29,016	\$34,614	\$42,994	\$48,488	\$52,009
51-9011	Chemical equipment operators and tenders	110	5.87	\$12.83	\$26,680	3.77	\$8.68	\$9.74	\$12.08	\$14.38	\$18.08	\$18,049	\$20,253	\$25,134	\$29,903	\$37,605
51-9012	Separating, filtering, clarifying, precipitating, and still machine setters, operators, and tenders	70	44.07	\$16.56	\$34,435	8.94	\$12.18	\$13.02	\$14.42	\$17.74	\$25.96	\$25,336	\$27,082	\$29,997	\$36,908	\$53,999
51-9021	Crushing, grinding, and polishing machine setters, operators, and tenders	50	14.45	\$17.32	\$36,033	2.67	\$11.76	\$14.77	\$16.93	\$19.24	\$23.12	\$24,469	\$30,716	\$35,212	\$40,012	\$48,092
51-9022	Grinding and polishing workers, hand	20	35.84	\$13.43	\$27,935	15.27	\$8.06	\$8.98	\$11.60	\$19.18	\$21.38	\$16,770	\$18,675	\$24,119	\$39,897	\$44,469
51-9023	Mixing and blending machine setters, operators, and tenders	160	20.75	\$11.67	\$24,283	5.62	\$8.52	\$9.65	\$10.83	\$12.99	\$16.89	\$17,714	\$20,076	\$22,518	\$27,011	\$35,138
51-9032	Cutting and slicing machine setters, operators, and tenders	80	10.52	\$11.33	\$23,561	4.43	\$8.80	\$9.62	\$10.80	\$12.74	\$14.89	\$18,298	\$20,004	\$22,465	\$26,502	\$30,963
51-9061	Inspectors, testers, sorters, samplers, and weighers	360	15.6	\$19.10	\$39,734	2.14	\$12.23	\$14.71	\$18.75	\$22.86	\$27.14	\$25,431	\$30,598	\$38,993	\$47,549	\$56,456
51-9081	Dental laboratory technicians	#	#	\$19.25	\$40,034	6.25	\$13.68	\$17.92	\$19.54	\$21.38	\$22.53	\$28,461	\$37,270	\$40,642	\$44,463	\$46,867

Data unavailable

Occupational Code	Occupational Title	Employment Estimate	Employment Percentage Relative Standard Error	Average Hourly Wage	Average Annual Wage	Wage Percentage Relative Standard Error	10th Percentile (Hourly)	25th Percentile (Hourly)	50th Percentile (Hourly)	75th Percentile (Hourly)	90th Percentile (Hourly)	10th Percentile (Annual)	25th Percentile (Annual)	50th Percentile (Annual)	75th Percentile (Annual)	90th Percentile (Annual)
51-9083	Ophthalmic laboratory technicians	150	0.01	\$16.78	\$34,903	1.99	\$11.15	\$13.15	\$15.72	\$19.26	\$24.46	\$23,197	\$27,354	\$32,694	\$40,058	\$50,879
51-9111	Packaging and filling machine operators and tenders	210	20.77	\$11.66	\$24,259	4.76	\$8.13	\$9.20	\$10.96	\$13.47	\$16.99	\$16,915	\$19,126	\$22,791	\$28,016	\$35,343
51-9121	Coating, painting, and spraying machine setters, operators, and tenders	50	25.01	\$13.18	\$27,407	4.09	\$9.65	\$10.61	\$12.55	\$14.47	\$19.66	\$20,079	\$22,062	\$26,114	\$30,096	\$40,896
51-9123	Painting, coating, and decorating workers	20	11.68	\$13.59	\$28,259	5.05	\$8.72	\$11.33	\$14.13	\$16.06	\$17.85	\$18,130	\$23,560	\$29,383	\$33,410	\$37,127
51-9131	Photographic process workers	30	47.76	\$14.68	\$30,543	7.56	\$8.58	\$12.87	\$15.62	\$17.17	\$18.88	\$17,849	\$26,777	\$32,490	\$35,709	\$39,277
51-9132	Photographic processing machine operators	40	23.48	\$11.58	\$24,086	3.64	\$7.96	\$9.22	\$10.78	\$12.16	\$18.68	\$16,559	\$19,182	\$22,420	\$25,294	\$38,849
51-9141	Semiconductor processors	#	#	\$17.75	\$36,917	2.46	\$10.57	\$12.73	\$16.19	\$20.67	\$26.78	\$21,992	\$26,479	\$33,682	\$42,985	\$55,698
51-9192	Cleaning, washing, and metal pickling equipment operators and tenders	10	0.12	\$12.45	\$25,887	3.01	\$10.11	\$10.99	\$12.66	\$14.11	\$14.97	\$21,031	\$22,866	\$26,333	\$29,339	\$31,143
51-9198	Helpers--production workers	240	16.47	\$11.23	\$23,361	2.88	\$8.39	\$9.59	\$10.96	\$12.77	\$14.80	\$17,450	\$19,938	\$22,801	\$26,562	\$30,775
51-9199	Production workers, all other	110	21.29	\$15.20	\$31,610	6.97	\$9.68	\$12.02	\$14.24	\$18.75	\$21.79	\$20,136	\$25,000	\$29,610	\$38,996	\$45,315
53-0000	Transportation and Material Moving Occupations	5,890	5.73	\$16.89	\$35,130	10.89	\$7.46	\$9.72	\$13.15	\$18.05	\$25.90	\$15,522	\$20,228	\$27,355	\$37,543	\$53,865
53-1021	First-line supervisors/managers of helpers, laborers, and material movers, hand	80	17.98	\$19.72	\$41,015	2.66	\$14.15	\$15.73	\$18.01	\$22.74	\$28.63	\$29,432	\$32,718	\$37,463	\$47,292	\$59,556
53-1031	First-line supervisors/managers of transportation and material-moving machine and vehicle	200	18.39	\$26.73	\$55,593	9.25	\$10.97	\$14.79	\$24.30	\$35.52	\$45.46	\$22,815	\$30,757	\$50,545	\$73,884	\$94,562
53-3022	Bus drivers, school	410	1.98	\$14.68	\$30,539	4.46	\$10.98	\$12.76	\$14.69	\$17.08	\$18.72	\$22,847	\$26,546	\$30,548	\$35,530	\$38,939
53-3031	Driver/sales workers	460	40	\$7.99	\$16,625	5.26	\$6.91	\$7.01	\$7.23	\$7.77	\$9.39	\$14,380	\$14,577	\$15,041	\$16,158	\$19,534
53-3032	Truck drivers, heavy and tractor-trailer	500	14.05	\$16.59	\$34,497	3.98	\$10.40	\$13.41	\$16.33	\$19.57	\$23.07	\$21,626	\$27,892	\$33,975	\$40,712	\$47,986
53-3033	Truck drivers, light or delivery services	720	14.68	\$16.85	\$35,047	4.46	\$9.95	\$11.66	\$17.01	\$20.91	\$23.96	\$20,697	\$24,245	\$35,386	\$43,502	\$49,841
53-3041	Taxi drivers and chauffeurs	#	#	\$13.87	\$28,858	4.46	\$9.99	\$11.67	\$13.00	\$14.68	\$20.71	\$20,785	\$24,281	\$27,050	\$30,534	\$43,086
53-6031	Service station attendants	130	33.42	\$10.36	\$21,551	2.76	\$7.89	\$8.90	\$10.28	\$11.49	\$12.39	\$16,404	\$18,509	\$21,384	\$23,892	\$25,768
53-7021	Crane and tower operators	#	#	\$20.28	\$42,181	18.77	\$13.36	\$14.81	\$19.15	\$26.23	\$29.86	\$27,786	\$30,807	\$39,842	\$54,565	\$62,100
53-7032	Excavating and loading machine and dragline operators	#	#	\$17.71	\$36,835	3.68	\$12.76	\$14.67	\$17.50	\$22.27	\$23.05	\$26,541	\$30,506	\$36,394	\$46,319	\$47,944
53-7051	Industrial truck and tractor operators	420	18.64	\$13.56	\$28,211	2.51	\$9.75	\$11.06	\$12.85	\$15.29	\$19.16	\$20,280	\$22,997	\$26,725	\$31,804	\$39,860
53-7061	Cleaners of vehicles and equipment	210	18.88	\$10.62	\$22,084	5.22	\$7.10	\$7.69	\$10.07	\$12.45	\$15.72	\$14,766	\$15,990	\$20,937	\$25,894	\$32,691
53-7062	Laborers and freight, stock, and material movers, hand	1,150	9.52	\$11.55	\$24,015	1.97	\$7.70	\$9.45	\$11.18	\$13.32	\$15.55	\$16,026	\$19,662	\$23,250	\$27,709	\$32,345
53-7063	Machine feeders and offbearers	60	5.68	\$13.46	\$27,995	12.06	\$8.05	\$9.07	\$12.65	\$16.51	\$20.68	\$16,735	\$18,867	\$26,305	\$34,338	\$43,008
53-7064	Packers and packagers, hand	560	12.35	\$9.39	\$19,539	2.55	\$7.10	\$7.44	\$8.37	\$10.61	\$13.83	\$14,773	\$15,476	\$17,412	\$22,060	\$28,772

Data unavailable

Occupational Code	Occupational Title	Employment Estimate	Employment Percentage Relative Standard Error	Average Hourly Wage	Average Annual Wage	Wage Percentage Relative Standard Error	10th Percentile (Hourly)	25th Percentile (Hourly)	50th Percentile (Hourly)	75th Percentile (Hourly)	90th Percentile (Hourly)	10th Percentile (Annual)	25th Percentile (Annual)	50th Percentile (Annual)	75th Percentile (Annual)	90th Percentile (Annual)
00-0000	Total All Occupations	254,010	1.44	\$19.69	\$40,958	1.48	\$7.85	\$10.50	\$15.36	\$24.15	\$37.14	\$16,320	\$21,830	\$31,947	\$50,232	\$77,242
11-0000	Management Occupations	10,630	3.37	\$43.41	\$90,291	1.65	\$19.79	\$27.97	\$38.67	\$53.66	#	\$41,160	\$58,183	\$80,430	\$111,619	#
11-1011	Chief executives	320	26.11	\$83.55	\$173,783	9.4	\$43.33	\$58.33	#	#	#	\$90,117	\$121,335	#	#	#
11-1021	General and operations managers	3,630	4.11	\$46.86	\$97,461	2.32	\$19.46	\$28.60	\$39.90	\$60.34	#	\$40,484	\$59,482	\$82,985	\$125,511	#
11-2011	Advertising and promotions managers	80	17.54	\$33.28	\$69,214	15.6	\$13.77	\$18.69	\$24.42	\$38.93	\$57.97	\$28,638	\$38,879	\$50,800	\$80,972	\$120,572
11-2021	Marketing managers	420	14.69	\$48.04	\$99,919	4.93	\$21.00	\$29.28	\$44.07	\$62.86	#	\$43,670	\$60,902	\$91,670	\$130,744	#
11-2022	Sales managers	340	10.7	\$43.85	\$91,215	3.63	\$21.37	\$28.91	\$39.28	\$56.57	#	\$44,457	\$60,134	\$81,699	\$117,668	#
11-2031	Public relations managers	120	13.79	\$37.25	\$77,477	6.02	\$18.14	\$24.44	\$34.32	\$44.78	\$63.46	\$37,724	\$50,838	\$71,384	\$93,145	\$132,004
11-3011	Administrative services managers	230	9.82	\$36.37	\$75,652	3.27	\$20.01	\$26.75	\$33.87	\$45.44	\$59.45	\$41,629	\$55,634	\$70,456	\$94,513	\$123,657
11-3021	Computer and information systems managers	440	9.13	\$50.84	\$105,756	2.17	\$34.71	\$41.74	\$50.27	\$58.47	\$68.29	\$72,196	\$86,809	\$104,553	\$121,624	\$142,042
11-3031	Financial managers	470	7.25	\$46.99	\$97,748	3.34	\$24.71	\$32.29	\$43.27	\$57.93	#	\$51,393	\$67,161	\$89,995	\$120,503	#
11-3041	Compensation and benefits managers	40	14.49	\$34.84	\$72,472	4.96	\$22.26	\$26.02	\$32.29	\$41.00	\$56.47	\$46,305	\$54,116	\$67,163	\$85,286	\$117,456
11-3042	Training and development managers	40	34.87	\$36.51	\$75,948	7.62	\$21.80	\$27.93	\$37.29	\$45.24	\$54.16	\$45,351	\$58,088	\$77,559	\$94,107	\$112,646
11-3049	Human resources managers, all other	70	9.78	\$46.01	\$95,696	2.83	\$33.14	\$38.30	\$44.75	\$51.88	\$62.23	\$68,941	\$79,658	\$93,082	\$107,916	\$129,440
11-3051	Industrial production managers	110	11.25	\$37.79	\$78,595	5.28	\$19.90	\$22.56	\$33.47	\$46.09	\$65.75	\$41,391	\$46,932	\$69,626	\$95,866	\$136,756
11-3061	Purchasing managers	70	15.52	\$39.58	\$82,324	3.7	\$24.48	\$32.15	\$38.64	\$48.43	\$57.59	\$50,923	\$66,880	\$80,377	\$100,732	\$119,787
11-3071	Transportation, storage, and distribution managers	100	17.12	\$37.51	\$78,013	3.22	\$24.35	\$28.34	\$37.20	\$44.95	\$50.94	\$50,642	\$58,957	\$77,379	\$93,491	\$105,953
11-9021	Construction managers	590	16.47	\$35.38	\$73,587	4.88	\$24.53	\$28.92	\$34.47	\$39.34	\$47.58	\$51,012	\$60,162	\$71,701	\$81,832	\$98,972
11-9031	Education administrators, preschool and child care center/program	60	22.3	\$18.53	\$38,541	10.92	\$12.46	\$13.47	\$16.67	\$23.33	\$27.48	\$25,915	\$28,007	\$34,682	\$48,527	\$57,162
11-9032	Education administrators, elementary and secondary school	520	10.54	#	\$75,537	1.49	#	#	#	#	#	\$56,893	\$67,622	\$76,275	\$85,516	\$98,791
11-9033	Education administrators, postsecondary	190	25.06	\$33.81	\$70,324	7.79	\$16.92	\$23.27	\$28.11	\$40.07	\$55.91	\$35,194	\$48,407	\$58,460	\$83,339	\$116,296
11-9039	Education administrators, all other	260	5.85	\$39.63	\$82,440	3.48	\$25.21	\$31.35	\$39.89	\$48.50	\$57.39	\$52,438	\$65,199	\$82,968	\$100,876	\$119,375
11-9041	Engineering managers	500	18.41	\$52.38	\$108,945	3.17	\$37.53	\$42.99	\$51.54	\$61.20	#	\$78,073	\$89,427	\$107,210	\$127,297	#
11-9051	Food service managers	210	11.1	\$22.79	\$47,410	4.54	\$12.25	\$15.79	\$20.09	\$27.14	\$38.53	\$25,477	\$32,834	\$41,793	\$56,450	\$80,140
11-9081	Lodging managers	90	25.9	\$21.87	\$45,497	6.13	\$13.37	\$14.82	\$19.99	\$27.19	\$33.22	\$27,810	\$30,818	\$41,570	\$56,565	\$69,098
11-9111	Medical and health services managers	390	7.38	\$36.28	\$75,466	6.11	\$20.17	\$25.51	\$31.00	\$42.76	\$57.81	\$41,947	\$53,055	\$64,480	\$88,938	\$120,253
11-9131	Postmasters and mail superintendents	20	0.08	\$30.27	\$62,954	2.49	\$23.45	\$26.82	\$31.00	\$35.64	\$38.43	\$48,776	\$55,789	\$64,480	\$74,133	\$79,924
11-9141	Property, real estate, and community association managers	240	29.83	\$24.39	\$50,739	8.51	\$15.48	\$17.43	\$21.37	\$27.07	\$39.92	\$32,200	\$36,263	\$44,453	\$56,308	\$83,028
11-9151	Social and community service managers	150	17.52	\$24.90	\$51,787	5.57	\$13.08	\$15.12	\$22.11	\$30.74	\$40.59	\$27,200	\$31,458	\$45,986	\$63,941	\$84,423
11-9199	Managers, all other	850	5.82	\$40.32	\$83,859	2.41	\$21.94	\$29.28	\$39.33	\$49.81	\$60.06	\$45,641	\$60,896	\$81,796	\$103,605	\$124,919

Data unavailable

Occupational Code	Occupational Title	Employment Estimate	Employment Percentage Relative Standard Error	Average Hourly Wage	Average Annual Wage	Wage Percentage Relative Standard Error	10th Percentile (Hourly)	25th Percentile (Hourly)	50th Percentile (Hourly)	75th Percentile (Hourly)	90th Percentile (Hourly)	10th Percentile (Annual)	25th Percentile (Annual)	50th Percentile (Annual)	75th Percentile (Annual)	90th Percentile (Annual)
13-0000	Business and Financial Operations Occupations	14,660	3.96	\$30.95	\$64,375	2.37	\$15.62	\$20.59	\$27.85	\$38.14	\$48.80	\$32,485	\$42,833	\$57,922	\$79,329	\$101,501
13-1022	Wholesale and retail buyers, except farm products	120	24.93	\$24.92	\$51,834	4.65	\$15.97	\$17.88	\$21.50	\$27.17	\$36.80	\$33,219	\$37,194	\$44,728	\$56,507	\$76,544
13-1023	Purchasing agents, except wholesale, retail, and farm products	830	6.82	\$30.06	\$62,532	2.8	\$18.34	\$23.15	\$28.54	\$36.24	\$46.20	\$38,157	\$48,156	\$59,358	\$75,371	\$96,094
13-1031	Claims adjusters, examiners, and investigators	980	12.12	\$28.27	\$58,803	1.68	\$17.72	\$21.54	\$27.63	\$34.34	\$40.92	\$36,866	\$44,802	\$57,472	\$71,418	\$85,110
13-1041	Compliance officers, except agriculture, construction, health and safety, and transportati	350	4.69	\$24.62	\$51,206	8.04	\$13.10	\$14.71	\$21.79	\$33.03	\$40.08	\$27,252	\$30,589	\$45,325	\$68,704	\$83,358
13-1051	Cost estimators	740	24.48	\$25.16	\$52,338	2.92	\$15.22	\$20.46	\$24.99	\$28.72	\$34.98	\$31,659	\$42,559	\$51,983	\$59,743	\$72,761
13-1061	Emergency management specialists	10	28.44	\$30.93	\$64,326	8.33	\$18.96	\$24.15	\$32.89	\$37.04	\$41.12	\$39,437	\$50,242	\$68,421	\$77,051	\$85,534
13-1071	Employment, recruitment, and placement specialists	260	18.63	\$21.59	\$44,906	3.25	\$12.87	\$14.87	\$18.66	\$27.42	\$35.54	\$26,764	\$30,930	\$38,820	\$57,032	\$73,924
13-1072	Compensation, benefits, and job analysis specialists	240	13.06	\$26.25	\$54,608	2.53	\$15.50	\$19.16	\$25.20	\$32.35	\$38.87	\$32,235	\$39,858	\$52,408	\$67,297	\$80,844
13-1073	Training and development specialists	540	12.79	\$23.32	\$48,501	2.46	\$14.29	\$17.76	\$22.54	\$27.84	\$32.92	\$29,730	\$36,933	\$46,874	\$57,917	\$68,480
13-1079	Human resources, training, and labor relations specialists, all other	480	10.08	\$27.02	\$56,203	3.55	\$17.13	\$20.72	\$25.54	\$32.94	\$38.94	\$35,622	\$43,088	\$53,125	\$68,509	\$81,002
13-1081	Logisticians	380	3.58	\$33.10	\$68,841	3.92	\$18.56	\$25.52	\$33.52	\$41.21	\$47.50	\$38,603	\$53,081	\$69,725	\$85,725	\$98,798
13-1111	Management analysts	1,160	12.83	\$45.55	\$94,748	12.15	\$23.09	\$27.30	\$37.64	\$50.29	#	\$48,020	\$56,776	\$78,281	\$104,596	#
13-1121	Meeting and convention planners	180	13.82	\$18.76	\$39,024	2.89	\$12.64	\$15.21	\$17.71	\$21.16	\$25.76	\$26,284	\$31,636	\$36,836	\$44,004	\$53,570
13-1199	Business operations specialists, all other	3,740	5.5	\$34.73	\$72,241	2.64	\$19.25	\$25.25	\$34.12	\$43.12	\$50.50	\$40,044	\$52,515	\$70,962	\$89,698	\$105,031
13-2011	Accountants and auditors	2,500	8.53	\$31.03	\$64,547	5.46	\$15.31	\$19.69	\$25.75	\$38.47	\$56.51	\$31,849	\$40,963	\$53,570	\$80,021	\$117,540
13-2031	Budget analysts	170	5.26	\$30.67	\$63,803	2.02	\$22.04	\$25.68	\$29.62	\$35.87	\$42.17	\$45,841	\$53,423	\$61,606	\$74,607	\$87,716
13-2041	Credit analysts	140	37.29	\$24.60	\$51,172	6.97	\$10.38	\$11.38	\$20.90	\$33.01	\$49.10	\$21,598	\$23,665	\$43,473	\$68,654	\$102,125
13-2051	Financial analysts	170	17.83	\$27.00	\$56,166	2.51	\$16.87	\$20.16	\$24.70	\$33.29	\$40.59	\$35,090	\$41,929	\$51,384	\$69,250	\$84,432
13-2053	Insurance underwriters	210	27.53	\$26.94	\$56,040	8.59	\$14.09	\$17.44	\$25.10	\$34.12	\$43.57	\$29,309	\$36,272	\$52,201	\$70,965	\$90,630
13-2071	Loan counselors	40	44.1	\$19.31	\$40,170	6.35	\$12.40	\$14.07	\$17.63	\$25.79	\$28.92	\$25,794	\$29,267	\$36,664	\$53,650	\$60,148
13-2072	Loan officers	750	23.94	\$22.45	\$46,702	5.67	\$11.71	\$15.77	\$20.26	\$26.34	\$38.19	\$24,363	\$32,805	\$42,148	\$54,796	\$79,437
13-2082	Tax preparers	#	#	\$15.65	\$32,553	14.21	\$12.81	\$13.44	\$14.48	\$15.52	\$22.46	\$26,649	\$27,951	\$30,121	\$32,292	\$46,723
13-2099	Financial specialists, all other	360	35.82	\$29.09	\$60,509	6.74	\$15.55	\$19.38	\$28.85	\$38.92	\$44.09	\$32,342	\$40,315	\$60,009	\$80,960	\$91,710
15-0000	Computer and Mathematical Occupations	11,300	4.88	\$34.81	\$72,402	1.27	\$19.34	\$25.89	\$34.64	\$43.30	\$50.61	\$40,230	\$53,842	\$72,047	\$90,058	\$105,270
15-1011	Computer and information scientists, research	80	31	\$49.47	\$102,897	3.14	\$34.60	\$40.15	\$50.60	\$58.18	\$63.31	\$71,975	\$83,522	\$105,251	\$121,023	\$131,694
15-1021	Computer programmers	960	34.01	\$35.05	\$72,907	4.66	\$18.25	\$27.20	\$37.32	\$44.24	\$49.15	\$37,958	\$56,572	\$77,617	\$92,020	\$102,238
15-1031	Computer software engineers, applications	1,900	14.4	\$39.54	\$82,240	1.47	\$25.29	\$31.19	\$39.14	\$46.71	\$56.23	\$52,595	\$64,876	\$81,418	\$97,153	\$116,957
15-1032	Computer software engineers, systems software	2,230	12.09	\$41.09	\$85,463	1.93	\$27.33	\$33.45	\$40.66	\$48.00	\$57.03	\$56,850	\$69,570	\$84,579	\$99,832	\$118,621
15-1041	Computer support specialists	1,450	9.32	\$23.01	\$47,852	3.33	\$13.72	\$17.13	\$21.84	\$26.92	\$34.96	\$28,530	\$35,621	\$45,433	\$55,993	\$72,717

Data unavailable

Occupational Code	Occupational Title	Employment Estimate	Employment Percentage Relative Standard Error	Average Hourly Wage	Average Annual Wage	Wage Percentage Relative Standard Error	10th Percentile (Hourly)	25th Percentile (Hourly)	50th Percentile (Hourly)	75th Percentile (Hourly)	90th Percentile (Hourly)	10th Percentile (Annual)	25th Percentile (Annual)	50th Percentile (Annual)	75th Percentile (Annual)	90th Percentile (Annual)
15-1051	Computer systems analysts	1,350	11.3	\$35.40	\$73,625	2.87	\$20.40	\$28.59	\$35.93	\$42.98	\$49.40	\$42,425	\$59,469	\$74,726	\$89,396	\$102,757
15-1061	Database administrators	260	10.5	\$32.93	\$68,502	2.81	\$17.69	\$25.41	\$31.46	\$41.43	\$50.44	\$36,795	\$52,859	\$65,434	\$86,171	\$104,908
15-1071	Network and computer systems administrators	1,110	11.27	\$31.56	\$65,639	2.18	\$17.28	\$24.19	\$31.11	\$37.87	\$46.72	\$35,934	\$50,308	\$64,699	\$78,775	\$97,187
15-1081	Network systems and data communications analysts	930	31.31	\$29.98	\$62,368	2.67	\$19.14	\$22.88	\$28.80	\$35.12	\$42.23	\$39,810	\$47,586	\$59,908	\$73,059	\$87,837
15-1099	Computer specialists, all other	790	6.37	\$33.66	\$70,023	1.5	\$24.14	\$28.12	\$33.82	\$38.95	\$45.73	\$50,221	\$58,498	\$70,346	\$81,012	\$95,120
15-2031	Operations research analysts	190	24.52	\$42.20	\$87,773	5.35	\$27.68	\$37.99	\$43.92	\$49.31	\$56.78	\$57,582	\$79,011	\$91,350	\$102,557	\$118,102
15-2041	Statisticians	20	28.44	\$29.97	\$62,345	2.47	\$22.16	\$24.82	\$28.66	\$35.11	\$40.89	\$46,102	\$51,618	\$59,618	\$73,028	\$85,054
17-0000	Architecture and Engineering Occupations	7,900	7.46	\$35.22	\$73,261	2.37	\$18.61	\$24.48	\$33.33	\$44.07	\$55.78	\$38,713	\$50,921	\$69,325	\$91,660	\$116,032
17-1011	Architects, except landscape and naval	200	38.9	\$29.83	\$62,037	6.91	\$17.26	\$21.44	\$26.38	\$39.90	\$47.06	\$35,895	\$44,605	\$54,867	\$82,986	\$97,895
17-1012	Landscape architects	#	#	\$35.42	\$73,665	16.37	\$16.16	\$18.39	\$22.12	\$29.41	#	\$33,608	\$38,261	\$46,014	\$61,169	#
17-1021	Cartographers and photogrammetrists	70	17.3	\$22.98	\$47,801	6.06	\$15.81	\$18.25	\$22.23	\$26.67	\$32.36	\$32,882	\$37,952	\$46,245	\$55,464	\$67,317
17-1022	Surveyors	130	33.84	\$26.89	\$55,935	6.6	\$17.17	\$19.68	\$22.86	\$34.19	\$42.21	\$35,723	\$40,934	\$47,549	\$71,122	\$87,806
17-2011	Aerospace engineers	360	11.44	\$44.70	\$92,982	5.08	\$30.62	\$37.86	\$44.95	\$53.60	\$60.88	\$63,684	\$78,754	\$93,503	\$111,482	\$126,636
17-2051	Civil engineers	500	23.71	\$31.83	\$66,197	3.1	\$21.79	\$25.23	\$31.26	\$37.59	\$43.90	\$45,325	\$52,482	\$65,030	\$78,191	\$91,309
17-2061	Computer hardware engineers	560	39.86	\$53.79	\$111,879	5.27	\$29.83	\$40.50	\$52.63	\$67.67	#	\$62,042	\$84,248	\$109,473	\$140,760	#
17-2071	Electrical engineers	520	16.21	\$42.47	\$88,332	3.91	\$27.39	\$31.92	\$39.23	\$49.02	\$62.69	\$56,968	\$66,384	\$81,608	\$101,961	\$130,385
17-2072	Electronics engineers, except computer	1,020	14.53	\$41.96	\$87,272	2.54	\$27.73	\$33.25	\$40.58	\$50.50	\$60.76	\$57,687	\$69,158	\$84,399	\$105,046	\$126,386
17-2081	Environmental engineers	110	33.43	\$35.91	\$74,692	6.66	\$21.87	\$27.14	\$38.15	\$44.37	\$47.92	\$45,487	\$56,441	\$79,346	\$92,284	\$99,684
17-2111	Health and safety engineers, except mining safety engineers and inspectors	70	14.26	\$34.26	\$71,261	4.56	\$22.74	\$26.87	\$34.16	\$41.55	\$47.38	\$47,309	\$55,879	\$71,053	\$86,427	\$98,545
17-2112	Industrial engineers	560	19.31	\$35.30	\$73,417	1.84	\$23.44	\$29.86	\$35.83	\$41.91	\$46.57	\$48,754	\$62,103	\$74,526	\$87,176	\$96,876
17-2131	Materials engineers	30	33.03	\$39.23	\$81,590	2.69	\$25.81	\$31.50	\$40.29	\$46.77	\$53.61	\$53,678	\$65,522	\$83,801	\$97,288	\$111,504
17-2141	Mechanical engineers	440	16.99	\$34.45	\$71,658	2.03	\$22.78	\$27.94	\$34.48	\$41.40	\$46.63	\$47,385	\$58,123	\$71,722	\$86,114	\$96,990
17-2199	Engineers, all other	630	46.9	\$43.40	\$90,270	2.41	\$28.24	\$35.31	\$44.05	\$52.70	\$59.95	\$58,738	\$73,435	\$91,626	\$109,621	\$124,702
17-3011	Architectural and civil drafters	250	30.73	\$18.95	\$39,426	7.41	\$12.41	\$15.26	\$18.02	\$22.13	\$27.31	\$25,816	\$31,744	\$37,475	\$46,039	\$56,810
17-3012	Electrical and electronics drafters	80	27.34	\$28.14	\$58,535	4.61	\$18.59	\$21.65	\$26.68	\$32.05	\$42.96	\$38,665	\$45,026	\$55,488	\$66,659	\$89,349
17-3013	Mechanical drafters	190	29.61	\$23.36	\$48,581	4.22	\$16.07	\$17.72	\$22.53	\$27.68	\$32.14	\$33,426	\$36,850	\$46,868	\$57,581	\$66,855
17-3019	Drafters, all other	#	#	\$17.42	\$36,234	4.76	\$12.87	\$15.76	\$17.24	\$18.69	\$19.58	\$26,779	\$32,789	\$35,851	\$38,867	\$40,724
17-3022	Civil engineering technicians	#	#	\$24.65	\$51,275	6.95	\$13.59	\$20.08	\$25.44	\$30.32	\$34.74	\$28,258	\$41,761	\$52,925	\$63,075	\$72,266
17-3023	Electrical and electronic engineering technicians	900	12.04	\$25.86	\$53,781	4.45	\$16.43	\$20.00	\$25.20	\$30.81	\$37.31	\$34,170	\$41,607	\$52,419	\$64,081	\$77,605
17-3024	Electro-mechanical technicians	#	#	\$28.68	\$59,649	9.05	\$15.67	\$19.14	\$30.70	\$35.76	\$41.69	\$32,593	\$39,806	\$63,850	\$74,389	\$86,720
17-3026	Industrial engineering technicians	280	27.58	#	#	#	#	#	#	#	#	#	#	#	#	#

Data unavailable

Occupational Code	Occupational Title	Employment Estimate	Employment Percentage Relative Standard Error	Average Hourly Wage	Average Annual Wage	Wage Percentage Relative Standard Error	10th Percentile (Hourly)	25th Percentile (Hourly)	50th Percentile (Hourly)	75th Percentile (Hourly)	90th Percentile (Hourly)	10th Percentile (Annual)	25th Percentile (Annual)	50th Percentile (Annual)	75th Percentile (Annual)	90th Percentile (Annual)
17-3027	Mechanical engineering technicians	60	32.88	\$23.13	\$48,107	5.22	\$13.48	\$17.78	\$23.21	\$27.46	\$31.32	\$28,043	\$36,979	\$48,269	\$57,118	\$65,143
17-3029	Engineering technicians, except drafters, all other	150	24.71	\$27.55	\$57,313	3.67	\$19.07	\$23.94	\$27.92	\$32.18	\$36.35	\$39,668	\$49,800	\$58,084	\$66,940	\$75,614
17-3031	Surveying and mapping technicians	110	19.22	\$19.04	\$39,605	10.45	\$11.84	\$13.70	\$17.80	\$23.39	\$30.13	\$24,629	\$28,499	\$37,027	\$48,647	\$62,676
19-0000	Life, Physical, and Social Science Occupations	2,120	15.06	\$30.94	\$64,347	3.27	\$14.87	\$19.88	\$28.52	\$39.50	\$49.92	\$30,939	\$41,356	\$59,311	\$82,163	\$103,835
19-1022	Microbiologists	#	#	\$26.02	\$54,122	4.25	\$23.34	\$24.39	\$26.15	\$27.90	\$28.95	\$48,541	\$50,740	\$54,385	\$58,029	\$60,216
19-1031	Conservation scientists	#	#	\$30.74	\$63,946	3.06	\$19.69	\$25.26	\$29.24	\$37.04	\$45.28	\$40,965	\$52,545	\$60,816	\$77,051	\$94,185
19-1042	Medical scientists, except epidemiologists	#	#	\$21.40	\$44,521	9.43	\$12.75	\$15.94	\$20.40	\$24.65	\$29.50	\$26,530	\$33,153	\$42,431	\$51,274	\$61,358
19-2012	Physicists	#	#	\$49.12	\$102,177	2.84	\$28.73	\$39.18	\$50.96	\$58.76	\$69.61	\$59,763	\$81,488	\$105,991	\$122,231	\$144,783
19-2021	Atmospheric and space scientists	10	0.14	\$44.81	\$93,199	2.3	\$22.91	\$36.88	\$47.16	\$55.67	\$61.81	\$47,660	\$76,719	\$98,097	\$115,784	\$128,555
19-2031	Chemists	#	#	\$33.16	\$68,970	4.14	\$17.70	\$23.40	\$30.16	\$41.85	\$54.56	\$36,806	\$48,672	\$62,724	\$87,052	\$113,482
19-2032	Materials scientists	#	#	\$37.38	\$77,747	4.26	\$22.90	\$26.91	\$37.93	\$45.53	\$50.57	\$47,626	\$55,981	\$78,896	\$94,697	\$105,185
19-2041	Environmental scientists and specialists, including health	110	47.2	\$28.72	\$59,745	6.06	\$20.46	\$25.26	\$27.90	\$30.73	\$38.50	\$42,554	\$52,550	\$58,034	\$63,915	\$80,076
19-2042	Geoscientists, except hydrologists and geographers	#	#	\$26.47	\$55,056	23.06	\$13.61	\$14.90	\$21.00	\$25.94	\$49.59	\$28,313	\$30,998	\$43,685	\$53,953	\$103,138
19-3021	Market research analysts	#	#	\$31.03	\$64,545	6.74	\$14.70	\$17.90	\$27.91	\$37.52	\$51.72	\$30,570	\$37,222	\$58,058	\$78,032	\$107,567
19-3031	Clinical, counseling, and school psychologists	320	16.55	\$31.75	\$66,033	8.5	\$15.29	\$18.09	\$32.21	\$41.90	\$51.21	\$31,795	\$37,619	\$67,005	\$87,146	\$106,513
19-3051	Urban and regional planners	90	25.65	\$31.15	\$64,796	7.17	\$21.68	\$25.47	\$30.17	\$36.24	\$42.81	\$45,089	\$52,978	\$62,746	\$75,387	\$89,050
19-3099	Social scientists and related workers, all other	200	21.09	\$36.95	\$76,861	2.69	\$24.62	\$29.55	\$37.36	\$44.68	\$49.23	\$51,219	\$61,471	\$77,711	\$92,940	\$102,395
19-4021	Biological technicians	#	#	\$20.55	\$42,742	4.95	\$14.26	\$16.78	\$20.17	\$23.38	\$27.70	\$29,661	\$34,902	\$41,960	\$48,639	\$57,615
19-4031	Chemical technicians	80	36.44	\$18.51	\$38,511	6.48	\$9.83	\$12.57	\$17.58	\$23.64	\$28.62	\$20,452	\$26,138	\$36,573	\$49,162	\$59,536
19-4091	Environmental science and protection technicians, including health	#	#	\$18.93	\$39,378	9.38	\$13.37	\$14.54	\$17.24	\$22.66	\$26.29	\$27,819	\$30,253	\$35,849	\$47,134	\$54,685
19-4093	Forest and conservation technicians	60	8.5	\$16.14	\$33,566	2.95	\$12.34	\$13.30	\$14.87	\$18.09	\$22.90	\$25,669	\$27,666	\$30,939	\$37,621	\$47,629
19-4099	Life, physical, and social science technicians, all other	#	#	\$20.67	\$42,986	7.28	\$12.31	\$15.50	\$19.19	\$26.54	\$30.85	\$25,600	\$32,246	\$39,923	\$55,213	\$64,170
21-0000	Community and Social Services Occupations	3,100	9.99	\$19.59	\$40,745	3.71	\$10.69	\$13.25	\$17.45	\$24.39	\$31.34	\$22,230	\$27,551	\$36,303	\$50,730	\$65,185
21-1011	Substance abuse and behavioral disorder counselors	#	#	\$12.38	\$25,740	3.65	\$10.21	\$10.99	\$12.00	\$13.47	\$14.72	\$21,227	\$22,857	\$24,956	\$28,019	\$30,611
21-1012	Educational, vocational, and school counselors	390	10.41	\$22.07	\$45,905	1.73	\$14.69	\$18.17	\$21.65	\$25.86	\$30.42	\$30,548	\$37,795	\$45,023	\$53,788	\$63,270
21-1014	Mental health counselors	160	28.6	\$21.51	\$44,746	9.39	\$12.65	\$13.63	\$15.50	\$22.77	\$30.48	\$26,322	\$28,347	\$32,242	\$47,364	\$63,404
21-1015	Rehabilitation counselors	60	23.31	\$20.46	\$42,554	8.97	\$12.37	\$13.69	\$17.10	\$29.72	\$34.88	\$25,725	\$28,477	\$35,562	\$61,823	\$72,552
21-1021	Child, family, and school social workers	380	23.12	\$22.92	\$47,684	4.81	\$12.11	\$15.36	\$20.17	\$29.24	\$37.94	\$25,187	\$31,959	\$41,964	\$60,813	\$78,913
21-1022	Medical and public health social workers	370	48.92	\$20.23	\$42,072	9.08	\$13.45	\$15.17	\$18.10	\$23.37	\$30.26	\$27,970	\$31,556	\$37,645	\$48,606	\$62,944
21-1023	Mental health and substance abuse social workers	320	33.47	\$14.97	\$31,147	3.76	\$10.33	\$12.75	\$14.12	\$15.47	\$22.80	\$21,480	\$26,522	\$29,369	\$32,169	\$47,420

Data unavailable

Occupational Code	Occupational Title	Employment Estimate	Employment Percentage Relative Standard Error	Average Hourly Wage	Average Annual Wage	Wage Percentage Relative Standard Error	10th Percentile (Hourly)	25th Percentile (Hourly)	50th Percentile (Hourly)	75th Percentile (Hourly)	90th Percentile (Hourly)	10th Percentile (Annual)	25th Percentile (Annual)	50th Percentile (Annual)	75th Percentile (Annual)	90th Percentile (Annual)
21-1029	Social workers, all other	250	28.31	\$18.15	\$37,753	9.04	\$11.04	\$12.63	\$16.06	\$21.75	\$30.57	\$22,962	\$26,275	\$33,398	\$45,237	\$63,594
21-1091	Health educators	70	38.33	\$19.47	\$40,498	11.69	\$10.21	\$12.73	\$18.72	\$23.58	\$32.25	\$21,245	\$26,485	\$38,944	\$49,037	\$67,079
21-1092	Probation officers and correctional treatment specialists	190	6.59	\$24.74	\$51,463	6.21	\$11.86	\$18.80	\$25.16	\$31.59	\$36.62	\$24,662	\$39,108	\$52,335	\$65,711	\$76,177
21-1093	Social and human service assistants	370	21.03	\$13.27	\$27,598	4.75	\$9.35	\$10.33	\$12.20	\$15.09	\$20.02	\$19,449	\$21,477	\$25,371	\$31,394	\$41,648
21-1099	Community and social service specialists, all other	140	42.49	\$20.08	\$41,775	3.55	\$15.17	\$16.75	\$18.42	\$20.52	\$31.33	\$31,564	\$34,846	\$38,319	\$42,683	\$65,172
21-2011	Clergy	50	44.02	\$26.11	\$54,309	21.18	\$12.81	\$16.34	\$21.83	\$25.35	\$38.44	\$26,643	\$33,997	\$45,415	\$52,725	\$79,950
23-0000	Legal Occupations	1,180	9.71	\$33.64	\$69,962	5.99	\$14.96	\$19.59	\$27.37	\$44.22	\$57.22	\$31,118	\$40,739	\$56,938	\$91,971	\$119,027
23-1011	Lawyers	580	13.92	\$43.10	\$89,654	8.05	\$25.30	\$28.52	\$40.77	\$48.91	\$66.68	\$52,623	\$59,315	\$84,791	\$101,742	\$138,684
23-1023	Judges, magistrate judges, and magistrates	60	22.26	\$65.11	\$135,432	20.26	\$44.34	\$50.65	\$57.29	\$63.98	#	\$92,232	\$105,352	\$119,169	\$133,078	#
23-2011	Paralegals and legal assistants	330	20.5	\$20.11	\$41,827	6.36	\$12.92	\$16.26	\$19.07	\$22.19	\$27.36	\$26,872	\$33,815	\$39,662	\$46,151	\$56,909
23-2093	Title examiners, abstractors, and searchers	130	38.7	\$18.32	\$38,115	13.23	\$9.07	\$13.37	\$18.11	\$23.01	\$27.75	\$18,864	\$27,816	\$37,659	\$47,855	\$57,720
23-2099	Legal support workers, all other	#	#	\$19.85	\$41,287	5.82	\$12.98	\$15.38	\$19.86	\$23.63	\$28.17	\$26,989	\$31,987	\$41,318	\$49,145	\$58,604
25-0000	Education, Training, and Library Occupations	16,530	7.48	\$19.11	\$39,743	2.17	\$9.53	\$13.09	\$17.94	\$23.56	\$29.97	\$19,831	\$27,225	\$37,318	\$48,999	\$62,336
25-1022	Mathematical science teachers, postsecondary	30	31.45	#	\$75,192	16.3	#	#	#	#	#	\$37,724	\$47,378	\$70,476	\$82,419	\$144,247
25-1042	Biological science teachers, postsecondary	20	4.54	#	\$90,016	6.54	#	#	#	#	#	\$48,090	\$69,518	\$86,432	\$109,613	\$143,248
25-1054	Physics teachers, postsecondary	20	9.18	#	\$95,807	11.9	#	#	#	#	#	\$46,023	\$61,507	\$75,462	\$134,338	#
25-1066	Psychology teachers, postsecondary	90	34.53	#	\$59,283	4.35	#	#	#	#	#	\$44,780	\$51,665	\$58,661	\$64,648	\$68,703
25-1071	Health specialties teachers, postsecondary	#	#	#	\$42,448	7.49	#	#	#	#	#	\$27,358	\$34,730	\$43,588	\$48,076	\$50,837
25-1072	Nursing instructors and teachers, postsecondary	30	31.14	#	\$59,131	5.56	#	#	#	#	#	\$36,384	\$51,745	\$61,110	\$72,074	\$79,229
25-1081	Education teachers, postsecondary	#	#	#	\$46,806	7.93	#	#	#	#	#	\$29,209	\$35,969	\$43,632	\$50,652	\$67,288
25-1121	Art, drama, and music teachers, postsecondary	150	23.03	#	\$58,202	10.18	#	#	#	#	#	\$27,763	\$32,958	\$46,243	\$69,347	\$115,651
25-1122	Communications teachers, postsecondary	20	36.73	#	\$41,399	10.19	#	#	#	#	#	\$24,214	\$27,974	\$42,895	\$51,063	\$60,241
25-1123	English language and literature teachers, postsecondary	50	10.35	#	\$77,218	13.35	#	#	#	#	#	\$28,444	\$42,923	\$66,667	\$102,074	#
25-1194	Vocational education teachers, postsecondary	330	27.51	\$17.99	\$37,418	7.02	\$11.26	\$13.84	\$16.78	\$20.57	\$28.30	\$23,422	\$28,787	\$34,894	\$42,788	\$58,857
25-1199	Postsecondary teachers, all other	510	23.98	#	\$50,247	11.61	#	#	#	#	#	\$22,525	\$26,954	\$45,317	\$69,683	\$89,339
25-2011	Preschool teachers, except special education	840	13.41	\$12.01	\$24,977	8.15	\$8.05	\$9.22	\$11.00	\$13.51	\$17.98	\$16,750	\$19,185	\$22,876	\$28,091	\$37,408
25-2012	Kindergarten teachers, except special education	470	8.22	#	\$41,302	1.57	#	#	#	#	#	\$28,851	\$33,889	\$39,460	\$48,014	\$58,483
25-2021	Elementary school teachers, except special education	3,130	11.29	#	\$43,771	2.06	#	#	#	#	#	\$30,535	\$35,736	\$41,932	\$51,746	\$61,250
25-2022	Middle school teachers, except special and vocational education	1,710	10.03	#	\$43,224	1.4	#	#	#	#	#	\$31,183	\$35,557	\$41,124	\$50,336	\$60,210

Data unavailable

Occupational Code	Occupational Title	Employment Estimate	Employment Percentage Relative Standard Error	Average Hourly Wage	Average Annual Wage	Wage Percentage Relative Standard Error	10th Percentile (Hourly)	25th Percentile (Hourly)	50th Percentile (Hourly)	75th Percentile (Hourly)	90th Percentile (Hourly)	10th Percentile (Annual)	25th Percentile (Annual)	50th Percentile (Annual)	75th Percentile (Annual)	90th Percentile (Annual)
25-2031	Secondary school teachers, except special and vocational education	2,270	18.93	#	\$42,476	4.08	#	#	#	#	#	\$29,224	\$34,511	\$40,510	\$50,141	\$59,994
25-2032	Vocational education teachers, secondary school	#	#	#	\$45,509	1.87	#	#	#	#	#	\$34,438	\$38,337	\$44,627	\$52,599	\$61,381
25-2041	Special education teachers, preschool, kindergarten, and elementary school	410	7.8	#	\$44,927	1.42	#	#	#	#	#	\$33,674	\$37,252	\$43,733	\$52,069	\$61,066
25-2042	Special education teachers, middle school	170	9.51	#	\$45,511	1.4	#	#	#	#	#	\$34,853	\$38,259	\$44,000	\$52,286	\$60,714
25-2043	Special education teachers, secondary school	240	11.54	#	\$44,520	1.79	#	#	#	#	#	\$32,420	\$36,497	\$42,735	\$51,308	\$61,817
25-3011	Adult literacy, remedial education, and ged teachers and instructors	70	49.36	\$18.87	\$39,248	7.7	\$13.40	\$15.17	\$18.99	\$22.13	\$24.39	\$27,867	\$31,554	\$39,497	\$46,040	\$50,727
25-3021	Self-enrichment education teachers	630	21.06	\$13.22	\$27,499	7.01	\$7.36	\$8.91	\$11.64	\$16.46	\$20.90	\$15,304	\$18,533	\$24,201	\$34,245	\$43,478
25-3099	Teachers and instructors, all other	1,140	6.1	\$19.06	\$39,641	3.74	\$12.73	\$13.97	\$16.00	\$23.05	\$29.65	\$26,487	\$29,052	\$33,276	\$47,946	\$61,669
25-4012	Curators	20	30.65	\$27.07	\$56,313	5.51	\$11.55	\$26.45	\$28.71	\$30.94	\$32.70	\$24,018	\$55,013	\$59,710	\$64,359	\$68,023
25-4013	Museum technicians and conservators	#	#	\$19.98	\$41,561	3.34	\$11.37	\$13.97	\$19.26	\$24.41	\$30.79	\$23,655	\$29,066	\$40,064	\$50,779	\$64,050
25-4021	Librarians	260	4.27	\$31.96	\$66,479	4.53	\$20.42	\$25.10	\$32.11	\$38.93	\$45.97	\$42,467	\$52,200	\$66,781	\$80,969	\$95,609
25-4031	Library technicians	340	7.85	\$13.07	\$27,194	3.43	\$8.56	\$10.17	\$12.69	\$15.36	\$18.34	\$17,811	\$21,153	\$26,385	\$31,944	\$38,150
25-9031	Instructional coordinators	280	11.06	\$32.81	\$68,251	3.75	\$17.54	\$25.67	\$32.17	\$40.45	\$48.71	\$36,481	\$53,404	\$66,904	\$84,126	\$101,315
25-9041	Teacher assistants	2,470	10.71	#	\$20,990	3.41	#	#	#	#	#	\$15,172	\$16,471	\$20,861	\$24,331	\$27,830
25-9099	Education, training, and library workers, all other	180	16.76	\$19.26	\$40,068	2.64	\$15.21	\$16.32	\$18.05	\$21.19	\$26.95	\$31,637	\$33,942	\$37,545	\$44,070	\$56,053
27-0000	Arts, Design, Entertainment, Sports, and Media Occupations	4,480	7.46	\$20.73	\$43,110	3.72	\$7.88	\$11.86	\$18.01	\$27.23	\$38.16	\$16,396	\$24,670	\$37,453	\$56,632	\$79,373
27-1011	Art directors	#	#	\$31.61	\$65,753	3.76	\$21.23	\$26.23	\$31.20	\$37.48	\$44.89	\$44,160	\$54,563	\$64,890	\$77,953	\$93,378
27-1013	Fine artists, including painters, sculptors, and illustrators	20	43.6	\$15.56	\$32,357	13.11	\$7.08	\$8.54	\$16.89	\$19.51	\$22.86	\$14,731	\$17,759	\$35,128	\$40,589	\$47,549
27-1014	Multi-media artists and animators	#	#	\$18.73	\$38,964	28.25	\$10.92	\$12.19	\$14.80	\$23.89	\$33.73	\$22,713	\$25,364	\$30,780	\$49,698	\$70,151
27-1019	Artists and related workers, all other	50	14.66	\$20.01	\$41,618	9.82	\$9.51	\$11.00	\$19.22	\$27.21	\$34.84	\$19,789	\$22,876	\$39,974	\$56,591	\$72,472
27-1021	Commercial and industrial designers	30	22.9	\$26.33	\$54,772	8.45	\$14.92	\$20.69	\$25.55	\$29.05	\$37.36	\$31,024	\$43,033	\$53,142	\$60,424	\$77,717
27-1023	Floral designers	180	21	\$12.52	\$26,045	6.53	\$9.14	\$10.17	\$11.48	\$14.51	\$18.48	\$19,021	\$21,144	\$23,883	\$30,177	\$38,440
27-1024	Graphic designers	400	13.32	\$18.79	\$39,077	3.36	\$11.13	\$14.04	\$17.92	\$22.84	\$28.20	\$23,157	\$29,194	\$37,281	\$47,507	\$58,661
27-1025	Interior designers	60	49.67	\$15.78	\$32,828	7.62	\$8.43	\$9.15	\$13.00	\$17.58	\$34.20	\$17,532	\$19,026	\$27,049	\$36,566	\$71,137
27-1026	Merchandise displayers and window trimmers	80	17.88	\$11.38	\$23,673	8.79	\$7.14	\$8.10	\$11.44	\$14.57	\$16.06	\$14,845	\$16,846	\$23,796	\$30,315	\$33,398
27-1027	Set and exhibit designers	90	0.36	\$12.54	\$26,083	4.69	\$8.94	\$11.93	\$12.82	\$13.71	\$14.24	\$18,605	\$24,822	\$26,671	\$28,509	\$29,611
27-1029	Designers, all other	#	#	\$18.08	\$37,616	14.18	\$9.06	\$12.52	\$18.49	\$22.82	\$25.21	\$18,853	\$26,046	\$38,456	\$47,467	\$52,442
27-2012	Producers and directors	90	28.94	\$18.54	\$38,573	11.82	\$8.45	\$9.64	\$16.76	\$21.36	\$29.98	\$17,569	\$20,053	\$34,867	\$44,434	\$62,366
27-2022	Coaches and scouts	240	19.01	#	\$43,215	6.42	#	#	#	#	#	\$19,761	\$26,279	\$37,129	\$55,178	\$76,995

Data unavailable

Occupational Code	Occupational Title	Employment Estimate	Employment Percentage Relative Standard Error	Average Hourly Wage	Average Annual Wage	Wage Percentage Relative Standard Error	10th Percentile (Hourly)	25th Percentile (Hourly)	50th Percentile (Hourly)	75th Percentile (Hourly)	90th Percentile (Hourly)	10th Percentile (Annual)	25th Percentile (Annual)	50th Percentile (Annual)	75th Percentile (Annual)	90th Percentile (Annual)
27-2023	Umpires, referees, and other sports officials	#	#	#	\$16,445	6.42	#	#	#	#	#	\$14,376	\$14,569	\$14,890	\$15,694	\$20,450
27-2041	Music directors and composers	30	30.58	\$13.52	\$28,117	9.75	\$6.92	\$7.03	\$7.21	\$18.35	\$29.63	\$14,400	\$14,627	\$15,007	\$38,167	\$61,636
27-2042	Musicians and singers	140	1.81	\$40.28	#	5.5	\$37.90	\$39.53	\$42.26	\$44.98	\$46.62	#	#	#	#	#
27-2099	Entertainers and performers, sports and related workers, all other	20	42.89	\$34.86	#	17.4	\$8.90	\$17.34	\$40.16	\$51.70	\$58.04	#	#	#	#	#
27-3011	Radio and Television Announcers	#	#	\$17.56	\$36,526	14.83	\$11.02	\$12.21	\$13.58	\$15.81	\$24.02	\$22,925	\$25,387	\$28,242	\$32,886	\$49,960
27-3021	Broadcast news analysts	30	40.32	\$29.65	\$61,664	18.81	\$13.32	\$16.90	\$22.77	\$35.98	\$46.53	\$27,699	\$35,145	\$47,372	\$74,837	\$96,780
27-3022	Reporters and correspondents	70	36.02	\$20.19	\$41,994	19.15	\$9.43	\$13.14	\$16.29	\$31.12	\$34.85	\$19,624	\$27,338	\$33,888	\$64,737	\$72,493
27-3031	Public relations specialists	860	13.44	\$24.65	\$51,269	4.45	\$11.71	\$16.62	\$22.04	\$30.64	\$41.69	\$24,361	\$34,572	\$45,835	\$63,742	\$86,725
27-3041	Editors	460	16.42	\$19.09	\$39,705	8.73	\$7.08	\$7.54	\$18.86	\$25.26	\$32.19	\$14,716	\$15,676	\$39,226	\$52,549	\$66,964
27-3042	Technical writers	370	27.65	\$26.47	\$55,057	3.6	\$18.65	\$20.98	\$25.10	\$33.08	\$37.75	\$38,798	\$43,646	\$52,211	\$68,801	\$78,517
27-3043	Writers and authors	80	39.5	\$27.85	\$57,922	12.69	\$12.42	\$14.04	\$21.87	\$30.24	\$49.82	\$25,835	\$29,202	\$45,482	\$62,896	\$103,631
27-3091	Interpreters and translators	#	#	\$14.51	\$30,177	4.22	\$10.34	\$11.07	\$12.30	\$15.79	\$23.04	\$21,499	\$23,028	\$25,576	\$32,833	\$47,933
27-3099	Media and communication workers, all other	20	29.56	\$23.65	\$49,183	13.5	\$7.49	\$15.85	\$19.77	\$29.20	\$41.96	\$15,577	\$32,959	\$41,129	\$60,733	\$87,285
27-4011	Audio and video equipment technicians	60	22.17	\$16.59	\$34,503	5.38	\$11.42	\$12.82	\$14.78	\$19.34	\$22.39	\$23,744	\$26,668	\$30,733	\$40,232	\$46,572
27-4012	Broadcast technicians	60	41.48	\$14.33	\$29,801	12.29	\$8.11	\$9.36	\$10.76	\$14.90	\$29.93	\$16,879	\$19,463	\$22,381	\$30,990	\$62,255
27-4014	Sound engineering technicians	#	#	\$21.07	\$43,834	19.82	\$14.89	\$15.63	\$16.92	\$18.22	\$39.47	\$30,962	\$32,510	\$35,194	\$37,903	\$82,103
27-4021	Photographers	150	25.12	\$12.87	\$26,764	6.68	\$7.01	\$7.66	\$10.43	\$14.62	\$25.31	\$14,577	\$15,932	\$21,690	\$30,406	\$52,637
27-4031	Camera operators, television, video, and motion picture	50	42.09	\$12.99	\$27,009	8.39	\$9.40	\$9.95	\$10.87	\$16.07	\$19.08	\$19,551	\$20,696	\$22,605	\$33,425	\$39,676
27-4032	Film and video editors	#	#	\$15.28	\$31,788	10.12	\$9.66	\$10.84	\$12.67	\$19.09	\$22.10	\$20,091	\$22,541	\$26,343	\$39,700	\$45,961
27-4099	Media and communication equipment workers, all other	140	11.84	\$30.83	\$64,118	9.12	\$13.89	\$19.34	\$33.33	\$38.98	\$46.46	\$28,883	\$40,237	\$69,324	\$81,077	\$96,640
29-0000	Healthcare Practitioners and Technical Occupations	12,050	3.11	\$30.72	\$63,891	3.27	\$12.89	\$17.89	\$25.87	\$34.66	\$50.64	\$26,820	\$37,202	\$53,803	\$72,102	\$105,340
29-1011	Chiropractors	40	25.56	\$24.96	\$51,911	10.89	\$19.67	\$20.79	\$22.55	\$31.43	\$36.03	\$40,923	\$43,235	\$46,912	\$65,366	\$74,933
29-1021	Dentists, general	130	48.31	\$87.02	\$180,999	13.65	\$40.38	\$50.20	#	#	#	\$83,999	\$104,406	#	#	#
29-1031	Dietitians and nutritionists	#	#	\$15.59	\$32,421	5.08	\$8.47	\$9.47	\$12.16	\$21.62	\$26.52	\$17,626	\$19,699	\$25,297	\$44,964	\$55,167
29-1041	Optometrists	110	32.22	\$38.22	\$79,493	9.55	\$25.29	\$28.17	\$35.21	\$48.14	\$55.92	\$52,601	\$58,590	\$73,238	\$100,124	\$116,317
29-1051	Pharmacists	480	8.86	\$47.37	\$98,536	3.34	\$34.84	\$42.98	\$48.30	\$54.85	\$60.55	\$72,471	\$89,393	\$100,462	\$114,079	\$125,936
29-1062	Family and general practitioners	160	34.79	\$70.07	\$145,740	7.93	\$36.48	\$48.64	\$66.38	#	#	\$75,876	\$101,175	\$138,067	#	#
29-1063	Internists, general	100	43.32	\$73.40	\$152,665	17.38	\$31.93	\$53.25	\$63.03	#	#	\$66,413	\$110,767	\$131,106	#	#
29-1064	Obstetricians and gynecologists	#	#	\$91.07	\$189,435	16.3	\$29.01	#	#	#	#	\$60,341	#	#	#	#

Data unavailable

Occupational Code	Occupational Title	Employment Estimate	Employment Percentage Relative Standard Error	Average Hourly Wage	Average Annual Wage	Wage Percentage Relative Standard Error	10th Percentile (Hourly)	25th Percentile (Hourly)	50th Percentile (Hourly)	75th Percentile (Hourly)	90th Percentile (Hourly)	10th Percentile (Annual)	25th Percentile (Annual)	50th Percentile (Annual)	75th Percentile (Annual)	90th Percentile (Annual)
29-1067	Surgeons	360	25.06	#	#	#	#	#	#	#	#	#	#	#	#	#
29-1069	Physicians and surgeons, all other	200	23	\$78.02	\$162,287	12.19	\$37.84	\$57.41	#	#	#	\$78,699	\$119,405	#	#	#
29-1071	Physician assistants	110	13.78	\$40.04	\$83,278	4.33	\$29.14	\$34.03	\$40.09	\$47.57	\$54.42	\$60,607	\$70,778	\$83,379	\$98,954	\$113,200
29-1111	Registered nurses	4,140	3.56	\$27.65	\$57,502	2.04	\$20.13	\$23.17	\$27.57	\$31.68	\$37.07	\$41,871	\$48,203	\$57,347	\$65,889	\$77,110
29-1121	Audiologists	30	21.94	\$30.66	\$63,783	1.72	\$22.01	\$24.97	\$30.11	\$36.04	\$40.57	\$45,787	\$51,929	\$62,638	\$74,963	\$84,391
29-1122	Occupational therapists	220	12.64	\$32.34	\$67,273	2.47	\$23.32	\$26.50	\$30.74	\$37.69	\$43.57	\$48,497	\$55,128	\$63,945	\$78,392	\$90,615
29-1123	Physical therapists	440	11.02	\$33.94	\$70,602	4.89	\$24.58	\$27.31	\$31.35	\$38.11	\$45.88	\$51,117	\$56,800	\$65,204	\$79,268	\$95,429
29-1124	Radiation therapists	20	21.23	#	#	#	#	#	#	#	#	#	#	#	#	#
29-1125	Recreational therapists	#	#	\$14.53	\$30,213	7.62	\$8.05	\$9.04	\$16.06	\$18.13	\$19.44	\$16,747	\$18,810	\$33,397	\$37,716	\$40,440
29-1127	Speech-language pathologists	290	8.15	\$35.68	\$74,219	2.44	\$26.17	\$29.43	\$35.19	\$43.14	\$48.65	\$54,442	\$61,219	\$73,189	\$89,739	\$101,199
29-1131	Veterinarians	120	20.29	\$30.56	\$63,569	12.51	\$19.17	\$22.52	\$31.49	\$37.68	\$44.36	\$39,866	\$46,841	\$65,507	\$78,370	\$92,275
29-1199	Health diagnosing and treating practitioners, all other	#	#	\$34.31	\$71,367	9.72	\$17.88	\$25.18	\$30.11	\$41.40	\$49.03	\$37,185	\$52,379	\$62,638	\$86,117	\$101,985
29-2012	Medical and clinical laboratory technicians	140	12.38	\$14.85	\$30,883	3.6	\$10.81	\$12.35	\$14.00	\$15.84	\$21.54	\$22,489	\$25,681	\$29,121	\$32,944	\$44,797
29-2021	Dental hygienists	400	33.1	\$33.17	\$68,995	3.33	\$22.75	\$30.98	\$34.91	\$38.18	\$40.45	\$47,321	\$64,432	\$72,614	\$79,423	\$84,134
29-2031	Cardiovascular technologists and technicians	50	41.93	\$57.90	\$120,430	23.23	\$12.08	\$14.49	\$28.65	#	#	\$25,120	\$30,130	\$59,598	#	#
29-2032	Diagnostic medical sonographers	90	9.3	\$33.15	\$68,953	4.21	\$25.51	\$27.54	\$31.54	\$36.93	\$40.72	\$53,064	\$57,293	\$65,602	\$76,824	\$84,695
29-2033	Nuclear medicine technologists	30	0.07	\$29.06	\$60,441	1.84	\$22.91	\$25.83	\$28.59	\$31.96	\$37.53	\$47,646	\$53,734	\$59,469	\$66,473	\$78,052
29-2034	Radiologic technologists and technicians	290	10.16	\$21.34	\$44,390	3.75	\$13.35	\$17.87	\$21.65	\$24.93	\$29.15	\$27,758	\$37,179	\$45,041	\$51,851	\$60,635
29-2041	Emergency medical technicians and paramedics	500	28.88	\$16.01	\$33,311	7.66	\$11.87	\$13.23	\$14.94	\$19.03	\$23.26	\$24,697	\$27,513	\$31,068	\$39,573	\$48,389
29-2051	Dietetic technicians	50	0.05	#	#	#	#	#	#	#	#	#	#	#	#	#
29-2052	Pharmacy technicians	650	17.3	\$13.51	\$28,095	3.97	\$9.91	\$11.16	\$13.62	\$15.53	\$17.74	\$20,607	\$23,210	\$28,326	\$32,295	\$36,898
29-2056	Veterinary technologists and technicians	210	37.94	\$14.21	\$29,547	3.98	\$10.16	\$11.84	\$13.94	\$16.23	\$19.32	\$21,134	\$24,627	\$28,985	\$33,768	\$40,182
29-2061	Licensed practical and licensed vocational nurses	800	9.92	\$18.02	\$37,489	1.49	\$13.44	\$15.22	\$17.78	\$20.57	\$23.25	\$27,958	\$31,667	\$36,974	\$42,781	\$48,367
29-2071	Medical records and health information technicians	430	6.37	\$15.04	\$31,288	3.96	\$10.06	\$11.38	\$14.38	\$18.18	\$21.76	\$20,932	\$23,661	\$29,913	\$37,819	\$45,269
29-2081	Opticians, dispensing	170	29.78	\$13.47	\$28,014	6.94	\$8.74	\$10.12	\$12.11	\$16.53	\$18.87	\$18,177	\$21,043	\$25,179	\$34,375	\$39,246
29-2091	Orthotists and prosthetists	#	#	\$15.17	\$31,560	10.2	\$12.80	\$13.38	\$14.34	\$15.27	\$16.52	\$26,620	\$27,826	\$29,837	\$31,772	\$34,359
29-2099	Health technologists and technicians, all other	230	30.22	\$13.98	\$29,070	2.8	\$10.36	\$11.39	\$13.22	\$15.28	\$19.31	\$21,549	\$23,700	\$27,500	\$31,774	\$40,173
29-9011	Occupational health and safety specialists	80	20.86	\$30.98	\$64,433	2.4	\$22.08	\$26.55	\$30.81	\$36.46	\$40.29	\$45,931	\$55,229	\$64,075	\$75,832	\$83,808
29-9091	Athletic trainers	30	18.19	#	\$35,007	4.98	#	#	#	#	#	\$23,578	\$26,401	\$33,739	\$38,135	\$55,071
29-9099	Healthcare practitioners and technical workers, all other	60	21.41	\$21.64	\$45,002	6.14	\$10.42	\$11.44	\$18.70	\$30.45	\$38.63	\$21,664	\$23,790	\$38,890	\$63,339	\$80,341
31-0000	Healthcare Support Occupations	5,550	5.11	\$13.21	\$27,471	1.72	\$9.35	\$10.70	\$12.76	\$14.97	\$18.22	\$19,442	\$22,254	\$26,533	\$31,131	\$37,889

Data unavailable

Occupational Code	Occupational Title	Employment Estimate	Employment Percentage Relative Standard Error	Average Hourly Wage	Average Annual Wage	Wage Percentage Relative Standard Error	10th Percentile (Hourly)	25th Percentile (Hourly)	50th Percentile (Hourly)	75th Percentile (Hourly)	90th Percentile (Hourly)	10th Percentile (Annual)	25th Percentile (Annual)	50th Percentile (Annual)	75th Percentile (Annual)	90th Percentile (Annual)
31-1011	Home health aides	830	17.81	\$11.26	\$23,418	4.24	\$8.44	\$9.46	\$11.12	\$13.25	\$14.63	\$17,560	\$19,673	\$23,136	\$27,550	\$30,437
31-1012	Nursing aides, orderlies, and attendants	2,030	7.31	\$11.82	\$24,581	1.61	\$9.12	\$10.30	\$11.78	\$13.54	\$14.85	\$18,962	\$21,424	\$24,502	\$28,158	\$30,883
31-2011	Occupational therapist assistants	20	14.19	\$19.98	\$41,558	2.76	\$15.51	\$17.20	\$20.03	\$22.59	\$24.73	\$32,259	\$35,781	\$41,665	\$46,985	\$51,434
31-2021	Physical therapist assistants	60	25.19	\$16.59	\$34,510	5.7	\$11.64	\$13.10	\$16.82	\$19.92	\$22.38	\$24,217	\$27,251	\$34,982	\$41,442	\$46,542
31-2022	Physical therapist aides	#	#	\$17.02	\$35,396	5.44	\$14.11	\$16.29	\$17.51	\$18.73	\$19.48	\$29,340	\$33,887	\$36,421	\$38,955	\$40,515
31-9011	Massage therapists	50	13.45	\$15.86	\$32,995	20.37	\$8.50	\$9.74	\$11.90	\$21.01	\$30.69	\$17,674	\$20,251	\$24,761	\$43,701	\$63,840
31-9091	Dental assistants	900	15.64	\$16.47	\$34,251	3.85	\$11.50	\$13.54	\$15.82	\$19.48	\$22.70	\$23,916	\$28,155	\$32,896	\$40,525	\$47,226
31-9092	Medical assistants	1,050	12.69	\$13.42	\$27,916	2.06	\$10.24	\$11.55	\$13.29	\$15.00	\$17.25	\$21,297	\$24,022	\$27,647	\$31,210	\$35,871
31-9094	Medical transcriptionists	160	9.98	\$16.35	\$34,004	3.44	\$10.21	\$13.08	\$15.84	\$19.05	\$23.37	\$21,242	\$27,212	\$32,945	\$39,615	\$48,615
31-9095	Pharmacy aides	#	#	\$11.83	\$24,615	10.01	\$7.80	\$8.41	\$9.91	\$15.95	\$18.18	\$16,223	\$17,486	\$20,618	\$33,168	\$37,807
31-9099	Healthcare support workers, all other	260	11.85	\$14.59	\$30,349	3.71	\$9.94	\$11.19	\$14.24	\$17.50	\$20.57	\$20,681	\$23,270	\$29,611	\$36,400	\$42,775
33-0000	Protective Service Occupations	5,060	8.12	\$18.12	\$37,693	6.52	\$9.37	\$11.67	\$16.27	\$23.30	\$29.90	\$19,487	\$24,278	\$33,832	\$48,469	\$62,188
33-1012	First-line supervisors/managers of police and detectives	90	19.14	\$39.99	\$83,189	6.21	\$23.09	\$35.16	\$43.11	\$47.85	\$50.79	\$48,017	\$73,123	\$89,667	\$99,522	\$105,648
33-1099	First-line supervisors/managers, protective service workers, all other	140	20.89	\$20.31	\$42,245	6.71	\$11.59	\$14.71	\$17.49	\$25.43	\$33.22	\$24,106	\$30,607	\$36,378	\$52,904	\$69,107
33-3012	Correctional officers and jailers	#	#	\$22.41	\$46,622	4.76	\$16.17	\$18.20	\$22.30	\$27.16	\$30.10	\$33,633	\$37,859	\$46,381	\$56,502	\$62,610
33-3021	Detectives and criminal investigators	100	2.66	\$32.73	\$68,087	4.43	\$21.29	\$26.99	\$32.61	\$39.61	\$45.71	\$44,276	\$56,148	\$67,818	\$82,387	\$95,078
33-3051	Police and sheriff's patrol officers	1,170	15.79	\$24.63	\$51,231	5.29	\$17.33	\$20.81	\$24.07	\$28.93	\$32.82	\$36,039	\$43,293	\$50,070	\$60,172	\$68,264
33-9021	Private detectives and investigators	40	34.7	\$18.30	\$38,064	5.9	\$11.03	\$14.03	\$16.99	\$19.09	\$31.09	\$22,939	\$29,182	\$35,333	\$39,702	\$64,670
33-9031	Gaming surveillance officers and gaming investigators	30	1.89	\$15.49	\$32,224	4.25	\$10.32	\$11.82	\$14.75	\$18.49	\$22.66	\$21,468	\$24,577	\$30,686	\$38,468	\$47,123
33-9032	Security guards	1,900	7.79	\$12.40	\$25,792	2.48	\$9.01	\$10.26	\$12.01	\$14.42	\$16.23	\$18,733	\$21,332	\$24,985	\$29,989	\$33,758
33-9091	Crossing guards	#	#	\$13.12	\$27,284	4.32	\$10.53	\$12.32	\$13.47	\$14.50	\$15.46	\$21,910	\$25,631	\$28,026	\$30,152	\$32,155
33-9092	Lifeguards, ski patrol, and other recreational protective service workers	240	31.48	\$8.65	\$17,988	3.27	\$7.14	\$7.54	\$8.37	\$9.31	\$10.76	\$14,860	\$15,687	\$17,405	\$19,371	\$22,378
33-9099	Protective service workers, all other	170	7.86	\$12.47	\$25,945	4.65	\$7.88	\$8.97	\$10.84	\$14.34	\$21.12	\$16,386	\$18,666	\$22,539	\$29,822	\$43,937
35-0000	Food Preparation and Serving-Related Occupations	24,570	1.76	\$9.08	\$18,882	0.87	\$6.99	\$7.20	\$7.89	\$9.97	\$12.69	\$14,534	\$14,971	\$16,404	\$20,742	\$26,396
35-1011	Chefs and head cooks	200	25.39	\$17.00	\$35,365	4.43	\$9.94	\$11.01	\$14.93	\$21.27	\$26.74	\$20,672	\$22,902	\$31,044	\$44,244	\$55,626
35-1012	First-line supervisors/managers of food preparation and serving workers	1,660	3.85	\$13.97	\$29,049	1.82	\$9.46	\$10.98	\$13.34	\$16.16	\$19.63	\$19,683	\$22,846	\$27,742	\$33,614	\$40,829
35-2011	Cooks, fast food	540	23.46	\$7.98	\$16,598	3.24	\$6.98	\$7.17	\$7.50	\$8.12	\$9.74	\$14,517	\$14,921	\$15,610	\$16,895	\$20,256
35-2012	Cooks, institution and cafeteria	500	14.61	\$11.75	\$24,449	2.46	\$8.41	\$9.91	\$11.63	\$13.67	\$15.24	\$17,490	\$20,620	\$24,188	\$28,424	\$31,696

Data unavailable

Occupational Code	Occupational Title	Employment Estimate	Employment Percentage Relative Standard Error	Average Hourly Wage	Average Annual Wage	Wage Percentage Relative Standard Error	10th Percentile (Hourly)	25th Percentile (Hourly)	50th Percentile (Hourly)	75th Percentile (Hourly)	90th Percentile (Hourly)	10th Percentile (Annual)	25th Percentile (Annual)	50th Percentile (Annual)	75th Percentile (Annual)	90th Percentile (Annual)
35-2014	Cooks, restaurant	2,220	3.82	\$10.21	\$21,245	1.72	\$7.67	\$8.71	\$10.13	\$11.46	\$13.34	\$15,954	\$18,126	\$21,072	\$23,830	\$27,753
35-2015	Cooks, short order	420	33.12	\$10.12	\$21,058	2.22	\$7.80	\$8.86	\$10.04	\$11.34	\$12.61	\$16,233	\$18,432	\$20,888	\$23,591	\$26,237
35-2021	Food preparation workers	1,610	11.84	\$9.61	\$19,980	1.66	\$7.30	\$7.99	\$9.05	\$11.01	\$13.01	\$15,186	\$16,623	\$18,827	\$22,905	\$27,057
35-3011	Bartenders	1,000	10.1	\$9.16	\$19,062	4.09	\$7.00	\$7.25	\$7.97	\$9.58	\$11.72	\$14,564	\$15,082	\$16,586	\$19,925	\$24,370
35-3021	Combined food preparation and serving workers, including fast food	6,610	7.83	\$7.79	\$16,212	1.37	\$6.95	\$7.09	\$7.41	\$8.16	\$9.16	\$14,451	\$14,756	\$15,408	\$16,976	\$19,052
35-3022	Counter attendants, cafeteria, food concession, and coffee shop	1,300	22.53	\$8.46	\$17,597	2.53	\$7.03	\$7.32	\$8.05	\$9.28	\$10.78	\$14,630	\$15,219	\$16,744	\$19,301	\$22,420
35-3031	Waiters and waitresses	5,060	4.29	\$8.66	\$18,013	2.01	\$6.94	\$7.07	\$7.38	\$9.36	\$12.25	\$14,431	\$14,706	\$15,357	\$19,472	\$25,482
35-3041	Food servers, nonrestaurant	610	11.87	\$8.09	\$16,822	2.29	\$6.98	\$7.18	\$7.64	\$8.80	\$9.78	\$14,527	\$14,944	\$15,894	\$18,309	\$20,344
35-9011	Dining room and cafeteria attendants and bartender helpers	730	16.22	\$7.85	\$16,329	2.49	\$6.93	\$7.06	\$7.36	\$8.39	\$9.46	\$14,424	\$14,688	\$15,302	\$17,451	\$19,673
35-9021	Dishwashers	1,040	11.99	\$8.31	\$17,292	2.24	\$6.99	\$7.21	\$8.02	\$9.12	\$10.47	\$14,548	\$14,996	\$16,687	\$18,964	\$21,782
35-9031	Hosts and hostesses, restaurant, lounge, and coffee shop	1,010	12.91	\$8.43	\$17,542	1.39	\$7.02	\$7.30	\$7.98	\$9.14	\$10.59	\$14,603	\$15,175	\$16,590	\$19,007	\$22,035
35-9099	Food preparation and serving related workers, all other	60	25.44	\$8.35	\$17,374	4.6	\$6.96	\$7.12	\$7.43	\$8.46	\$12.54	\$14,472	\$14,809	\$15,452	\$17,590	\$26,075
37-0000	Building and Grounds Cleaning and Maintenance Occupations	8,000	4.57	\$11.40	\$23,716	2.11	\$7.58	\$8.53	\$10.25	\$12.93	\$16.90	\$15,759	\$17,735	\$21,317	\$26,887	\$35,156
37-1011	First-line supervisors/managers of housekeeping and janitorial workers	240	11.35	\$15.85	\$32,977	3.92	\$10.89	\$12.39	\$14.08	\$18.16	\$24.49	\$22,647	\$25,767	\$29,291	\$37,770	\$50,934
37-1012	First-line supervisors/managers of landscaping, lawn service, and groundskeeping workers	220	17.29	\$20.19	\$42,001	4.19	\$13.49	\$15.13	\$18.84	\$23.49	\$28.47	\$28,062	\$31,474	\$39,178	\$48,856	\$59,212
37-2011	Janitors and cleaners, except maids and housekeeping cleaners	3,230	8.19	\$11.93	\$24,816	3.82	\$7.60	\$8.70	\$10.91	\$13.94	\$18.10	\$15,798	\$18,093	\$22,691	\$28,999	\$37,644
37-2012	Maids and housekeeping cleaners	2,160	11.42	\$9.13	\$18,993	2.29	\$7.32	\$7.90	\$8.83	\$10.06	\$11.59	\$15,230	\$16,426	\$18,363	\$20,918	\$24,099
37-2021	Pest control workers	50	23.64	\$16.75	\$34,843	17.92	\$10.25	\$12.00	\$18.89	\$21.18	\$22.49	\$21,328	\$24,961	\$39,294	\$44,061	\$46,785
37-3011	Landscaping and groundskeeping workers	2,030	11.63	\$11.28	\$23,467	3.06	\$7.98	\$9.05	\$10.57	\$12.66	\$15.47	\$16,595	\$18,826	\$21,993	\$26,326	\$32,171
37-3012	Pesticide handlers, sprayers, and applicators, vegetation	#	#	\$12.80	\$26,627	3.3	\$8.99	\$10.25	\$11.49	\$14.07	\$20.78	\$18,695	\$21,320	\$23,902	\$29,273	\$43,213
39-0000	Personal Care and Service Occupations	5,880	8.07	\$11.64	\$24,221	3.33	\$7.33	\$8.13	\$9.59	\$12.96	\$19.39	\$15,237	\$16,912	\$19,937	\$26,958	\$40,325
39-1011	Gaming supervisors	50	16.59	\$20.29	\$42,213	6.84	\$10.56	\$15.90	\$19.20	\$24.20	\$30.31	\$21,971	\$33,066	\$39,931	\$50,328	\$63,039
39-1012	Slot key persons	130	1.59	\$13.99	\$29,097	7.72	\$9.93	\$11.07	\$12.94	\$15.08	\$19.75	\$20,652	\$23,017	\$26,923	\$31,371	\$41,084
39-1021	First-line supervisors/managers of personal service workers	210	17.22	\$17.41	\$36,215	5.34	\$10.46	\$12.32	\$16.28	\$22.64	\$24.85	\$21,764	\$25,626	\$33,854	\$47,088	\$51,687
39-2021	Nonfarm animal caretakers	350	29.28	\$11.16	\$23,202	15.73	\$7.13	\$8.06	\$9.16	\$10.97	\$24.93	\$14,837	\$16,771	\$19,051	\$22,817	\$51,846

Data unavailable

Occupational Code	Occupational Title	Employment Estimate	Employment Percentage Relative Standard Error	Average Hourly Wage	Average Annual Wage	Wage Percentage Relative Standard Error	10th Percentile (Hourly)	25th Percentile (Hourly)	50th Percentile (Hourly)	75th Percentile (Hourly)	90th Percentile (Hourly)	10th Percentile (Annual)	25th Percentile (Annual)	50th Percentile (Annual)	75th Percentile (Annual)	90th Percentile (Annual)
39-3011	Gaming dealers	120	1.7	\$9.62	\$20,002	10.91	\$6.96	\$7.12	\$7.51	\$10.77	\$14.52	\$14,469	\$14,800	\$15,620	\$22,407	\$30,202
39-3031	Ushers, lobby attendants, and ticket takers	160	19.91	\$7.49	\$15,588	3.72	\$6.92	\$7.02	\$7.21	\$7.53	\$7.93	\$14,391	\$14,607	\$14,991	\$15,665	\$16,494
39-3091	Amusement and recreation attendants	400	17.63	\$8.48	\$17,648	2.58	\$7.03	\$7.37	\$8.31	\$9.18	\$9.77	\$14,619	\$15,333	\$17,278	\$19,090	\$20,315
39-3093	Locker room, coatroom, and dressing room attendants	#	#	\$7.94	\$16,518	7.54	\$6.99	\$7.21	\$7.57	\$8.11	\$9.76	\$14,546	\$14,994	\$15,739	\$16,872	\$20,291
39-4011	Embalmers	10	0.16	\$14.55	\$30,263	2.72	\$10.48	\$12.18	\$15.01	\$16.82	\$17.99	\$21,807	\$25,342	\$31,231	\$34,977	\$37,429
39-4021	Funeral attendants	30	9.45	\$8.63	\$17,948	7.91	\$7.47	\$7.79	\$8.31	\$8.84	\$9.97	\$15,540	\$16,198	\$17,294	\$18,391	\$20,739
39-5012	Hairdressers, hairstylists, and cosmetologists	640	45.4	\$10.52	\$21,880	4.68	\$7.17	\$7.67	\$9.71	\$12.51	\$15.29	\$14,911	\$15,951	\$20,204	\$26,028	\$31,798
39-5092	Manicurists and pedicurists	10	47.62	\$8.77	\$18,252	10.89	\$7.00	\$7.21	\$7.60	\$10.91	\$11.95	\$14,550	\$15,003	\$15,800	\$22,698	\$24,849
39-6011	Baggage porters and bellhops	80	12.26	\$8.40	\$17,463	6.45	\$6.96	\$7.13	\$7.47	\$8.26	\$13.11	\$14,483	\$14,836	\$15,548	\$17,188	\$27,278
39-6012	Concierges	40	0.05	\$9.50	\$19,750	2.69	\$8.16	\$8.68	\$9.45	\$10.34	\$11.28	\$16,983	\$18,059	\$19,649	\$21,505	\$23,458
39-6021	Tour guides and escorts	#	#	\$17.12	\$35,602	26.78	\$6.96	\$7.14	\$21.17	\$23.32	\$24.61	\$14,487	\$14,845	\$44,043	\$48,507	\$51,186
39-9011	Child care workers	1,020	16.45	\$9.74	\$20,265	2.18	\$7.62	\$8.27	\$9.43	\$10.92	\$12.18	\$15,841	\$17,202	\$19,624	\$22,720	\$25,335
39-9021	Personal and home care aides	750	21.35	\$9.45	\$19,648	2.85	\$7.69	\$8.20	\$8.93	\$10.37	\$12.40	\$16,004	\$17,058	\$18,571	\$21,573	\$25,786
39-9031	Fitness trainers and aerobics instructors	750	28.26	\$13.73	\$28,568	3.29	\$8.03	\$9.18	\$13.00	\$17.57	\$21.16	\$16,695	\$19,097	\$27,030	\$36,536	\$44,012
39-9032	Recreation workers	490	20.05	\$11.18	\$23,255	5.39	\$7.78	\$8.37	\$9.40	\$12.09	\$17.94	\$16,189	\$17,410	\$19,547	\$25,153	\$37,308
39-9099	Personal care and service workers, all other	#	#	\$12.49	\$25,971	9.03	\$8.19	\$9.25	\$10.61	\$16.39	\$20.90	\$17,043	\$19,232	\$22,063	\$34,083	\$43,465
41-0000	Sales and Related Occupations	27,950	2.63	\$16.14	\$33,577	2.95	\$7.39	\$8.56	\$11.71	\$18.24	\$29.53	\$15,375	\$17,795	\$24,356	\$37,948	\$61,423
41-1011	First-line supervisors/managers of retail sales workers	1,940	5.55	\$20.19	\$42,004	4.66	\$10.60	\$13.06	\$16.95	\$22.19	\$29.16	\$22,042	\$27,164	\$35,247	\$46,154	\$60,662
41-1012	First-line supervisors/managers of non-retail sales workers	430	14.01	\$29.29	\$60,913	4.56	\$15.47	\$19.48	\$26.25	\$35.20	\$50.14	\$32,181	\$40,508	\$54,601	\$73,226	\$104,296
41-2011	Cashiers	5,790	5.1	\$10.04	\$20,893	1.93	\$7.20	\$7.74	\$8.94	\$11.30	\$15.92	\$14,977	\$16,093	\$18,605	\$23,496	\$33,123
41-2012	Gaming change persons and booth cashiers	150	9.62	\$11.64	\$24,214	3.15	\$8.12	\$9.56	\$11.62	\$13.87	\$15.28	\$16,889	\$19,880	\$24,162	\$28,844	\$31,774
41-2021	Counter and rental clerks	1,360	14.2	\$10.89	\$22,655	3.82	\$7.23	\$8.11	\$9.73	\$12.96	\$15.58	\$15,047	\$16,870	\$20,244	\$26,958	\$32,398
41-2022	Parts salespersons	580	29.96	\$16.05	\$33,387	6.11	\$10.27	\$12.55	\$14.87	\$19.08	\$24.21	\$21,353	\$26,108	\$30,930	\$39,683	\$50,348
41-2031	Retail salespersons	9,920	4.38	\$12.02	\$25,007	2.48	\$7.21	\$7.85	\$9.47	\$13.19	\$19.95	\$14,990	\$16,337	\$19,693	\$27,445	\$41,491
41-3011	Advertising sales agents	240	46.45	\$23.51	\$48,896	4	\$12.94	\$15.01	\$21.40	\$29.82	\$40.16	\$26,908	\$31,220	\$44,520	\$62,017	\$83,523
41-3021	Insurance sales agents	560	18.84	\$31.38	\$65,271	15.18	\$13.21	\$15.20	\$21.33	\$35.99	\$69.54	\$27,482	\$31,622	\$44,358	\$74,859	\$144,647
41-3031	Securities, commodities, and financial services sales agents	680	27.48	\$38.24	\$79,540	19.32	\$15.06	\$17.26	\$24.18	\$57.99	#	\$31,330	\$35,904	\$50,291	\$120,617	#
41-3041	Travel agents	#	#	\$13.07	\$27,190	5.14	\$7.09	\$9.22	\$12.97	\$16.24	\$18.55	\$14,747	\$19,171	\$26,981	\$33,789	\$38,580
41-3099	Sales representatives, services, all other	1,150	16.41	\$24.39	\$50,728	4.65	\$11.94	\$14.97	\$21.08	\$30.34	\$42.36	\$24,829	\$31,137	\$43,844	\$63,102	\$88,100

Data unavailable

Occupational Code	Occupational Title	Employment Estimate	Employment Percentage Relative Standard Error	Average Hourly Wage	Average Annual Wage	Wage Percentage Relative Standard Error	10th Percentile (Hourly)	25th Percentile (Hourly)	50th Percentile (Hourly)	75th Percentile (Hourly)	90th Percentile (Hourly)	10th Percentile (Annual)	25th Percentile (Annual)	50th Percentile (Annual)	75th Percentile (Annual)	90th Percentile (Annual)
41-4011	Sales representatives, wholesale and manufacturing, technical and scientific products	670	19.35	\$33.42	\$69,506	8.66	\$13.83	\$18.93	\$26.26	\$44.40	\$63.19	\$28,768	\$39,381	\$54,622	\$92,360	\$131,444
41-4012	Sales representatives, wholesale and manufacturing, except technical and scientific products	2,050	10.34	\$27.04	\$56,243	12.03	\$11.65	\$15.09	\$22.00	\$31.15	\$43.92	\$24,237	\$31,382	\$45,752	\$64,796	\$91,362
41-9011	Demonstrators and product promoters	320	37.08	\$13.03	\$27,103	14.32	\$7.58	\$8.11	\$9.00	\$13.79	\$31.47	\$15,761	\$16,877	\$18,721	\$28,679	\$65,451
41-9021	Real estate brokers	#	#	\$24.84	\$51,677	6.66	\$13.25	\$19.79	\$22.27	\$24.75	\$41.36	\$27,555	\$41,156	\$46,313	\$51,471	\$86,039
41-9022	Real estate sales agents	300	36.1	\$18.45	\$38,374	6.81	\$11.50	\$12.70	\$16.84	\$20.32	\$23.52	\$23,920	\$26,426	\$35,028	\$42,257	\$48,920
41-9041	Telemarketers	810	18.88	\$12.29	\$25,557	6.07	\$8.44	\$9.37	\$11.54	\$14.07	\$17.85	\$17,553	\$19,479	\$24,000	\$29,273	\$37,119
41-9099	Sales and related workers, all other	290	19.39	\$17.36	\$36,100	7.2	\$7.44	\$10.81	\$14.69	\$22.02	\$32.17	\$15,470	\$22,488	\$30,559	\$45,805	\$66,912
43-0000	Office and Administrative Support Occupations	47,130	2.62	\$15.15	\$31,514	1.29	\$9.14	\$11.24	\$14.21	\$18.03	\$22.58	\$19,005	\$23,371	\$29,554	\$37,495	\$46,961
43-1011	First-line supervisors/managers of office and administrative support workers	2,490	9.58	\$22.38	\$46,543	3.05	\$12.55	\$16.21	\$20.28	\$27.02	\$35.51	\$26,113	\$33,718	\$42,173	\$56,201	\$73,859
43-2011	Switchboard operators, including answering service	470	18.06	\$11.16	\$23,218	2.53	\$8.37	\$9.85	\$11.03	\$12.24	\$14.39	\$17,419	\$20,498	\$22,932	\$25,455	\$29,937
43-3021	Billing and posting clerks and machine operators	950	20.8	\$14.66	\$30,500	2.73	\$10.82	\$12.56	\$14.27	\$16.81	\$19.46	\$22,514	\$26,114	\$29,681	\$34,971	\$40,481
43-3031	Bookkeeping, accounting, and auditing clerks	3,170	7.72	\$15.35	\$31,931	2.81	\$8.57	\$11.09	\$14.92	\$18.52	\$22.85	\$17,818	\$23,062	\$31,036	\$38,530	\$47,534
43-3041	Gaming cage workers	#	#	\$12.25	\$25,489	2.25	\$9.05	\$10.44	\$12.00	\$14.28	\$16.02	\$18,824	\$21,706	\$24,964	\$29,713	\$33,329
43-3051	Payroll and timekeeping clerks	310	6.28	\$17.06	\$35,484	2.05	\$11.52	\$13.95	\$16.57	\$20.17	\$23.31	\$23,956	\$29,011	\$34,469	\$41,944	\$48,480
43-3061	Procurement clerks	240	19.51	\$16.80	\$34,947	4.78	\$11.26	\$13.54	\$16.07	\$19.57	\$23.99	\$23,427	\$28,173	\$33,420	\$40,699	\$49,891
43-3071	Tellers	990	25.94	\$12.13	\$25,222	3.39	\$9.56	\$10.34	\$11.47	\$13.41	\$16.89	\$19,882	\$21,506	\$23,850	\$27,894	\$35,126
43-4031	Court, municipal, and license clerks	280	10.72	\$16.89	\$35,140	2.26	\$12.90	\$14.11	\$16.42	\$19.45	\$22.68	\$26,835	\$29,345	\$34,163	\$40,460	\$47,182
43-4041	Credit authorizers, checkers, and clerks	30	34	\$15.56	\$32,355	3.61	\$11.63	\$13.11	\$15.55	\$18.07	\$19.67	\$24,195	\$27,264	\$32,348	\$37,582	\$40,920
43-4051	Customer service representatives	6,780	8.41	\$15.78	\$32,824	4.06	\$10.53	\$12.55	\$14.42	\$17.68	\$23.40	\$21,906	\$26,102	\$29,992	\$36,766	\$48,667
43-4061	Eligibility interviewers, government programs	60	17.11	\$19.59	\$40,749	6.81	\$13.23	\$15.54	\$19.18	\$23.62	\$27.94	\$27,522	\$32,332	\$39,888	\$49,124	\$58,123
43-4071	File clerks	520	11.15	\$12.11	\$25,192	3.63	\$8.08	\$9.61	\$12.01	\$14.22	\$16.02	\$16,808	\$19,980	\$24,984	\$29,586	\$33,323
43-4081	Hotel, motel, and resort desk clerks	440	22.64	\$9.56	\$19,883	2.17	\$7.40	\$8.29	\$9.44	\$10.78	\$11.87	\$15,392	\$17,236	\$19,636	\$22,429	\$24,681
43-4111	Interviewers, except eligibility and loan	320	9.13	\$14.92	\$31,035	6.5	\$10.32	\$11.69	\$13.48	\$15.22	\$18.93	\$21,468	\$24,324	\$28,043	\$31,658	\$39,373
43-4131	Loan interviewers and clerks	490	20.87	\$14.83	\$30,836	5.98	\$7.82	\$12.31	\$14.68	\$17.89	\$21.19	\$16,273	\$25,604	\$30,545	\$37,217	\$44,085
43-4141	New accounts clerks	180	28.35	\$14.70	\$30,585	4.16	\$11.78	\$12.90	\$14.37	\$16.87	\$18.68	\$24,499	\$26,825	\$29,881	\$35,099	\$38,851
43-4151	Order clerks	590	18.24	\$14.34	\$29,824	3.6	\$9.03	\$10.89	\$15.00	\$17.12	\$18.85	\$18,777	\$22,648	\$31,194	\$35,618	\$39,200
43-4161	Human resources assistants, except payroll and timekeeping	330	6.38	\$16.55	\$34,423	1.42	\$12.10	\$13.64	\$16.00	\$18.97	\$22.71	\$25,162	\$28,364	\$33,279	\$39,453	\$47,241
43-4171	Receptionists and information clerks	2,200	7.03	\$12.45	\$25,894	1.82	\$9.24	\$10.40	\$11.97	\$14.19	\$16.59	\$19,229	\$21,623	\$24,888	\$29,508	\$34,497
43-4181	Reservation and transportation ticket agents and travel clerks	510	13.57	\$12.81	\$26,638	3.31	\$10.03	\$10.85	\$12.21	\$14.63	\$17.20	\$20,854	\$22,572	\$25,394	\$30,422	\$35,773

Data unavailable

Occupational Code	Occupational Title	Employment Estimate	Employment Percentage Relative Standard Error	Average Hourly Wage	Average Annual Wage	Wage Percentage Relative Standard Error	10th Percentile (Hourly)	25th Percentile (Hourly)	50th Percentile (Hourly)	75th Percentile (Hourly)	90th Percentile (Hourly)	10th Percentile (Annual)	25th Percentile (Annual)	50th Percentile (Annual)	75th Percentile (Annual)	90th Percentile (Annual)
43-4199	Information and record clerks, all other	820	17.83	\$16.33	\$33,965	4.31	\$10.64	\$12.46	\$15.72	\$19.45	\$22.82	\$22,126	\$25,923	\$32,688	\$40,452	\$47,463
43-5011	Cargo and freight agents	10	46.5	\$17.63	\$36,667	10.28	\$11.75	\$15.30	\$17.56	\$21.20	\$23.18	\$24,449	\$31,819	\$36,528	\$44,090	\$48,212
43-5021	Couriers and messengers	200	41.51	\$11.20	\$23,290	2.46	\$9.86	\$10.38	\$11.17	\$11.98	\$12.97	\$20,506	\$21,581	\$23,243	\$24,925	\$26,978
43-5031	Police, fire, and ambulance dispatchers	360	27.63	\$18.73	\$38,953	2.18	\$14.14	\$16.40	\$18.20	\$20.24	\$24.55	\$29,412	\$34,105	\$37,858	\$42,100	\$51,058
43-5032	Dispatchers, except police, fire, and ambulance	310	10.12	\$15.73	\$32,709	3.66	\$9.90	\$12.09	\$14.74	\$18.76	\$23.07	\$20,595	\$25,156	\$30,653	\$39,024	\$47,992
43-5041	Meter readers, utilities	#	#	\$18.60	\$38,696	5.8	\$15.80	\$16.66	\$18.09	\$19.43	\$23.17	\$32,855	\$34,646	\$37,631	\$40,416	\$48,199
43-5051	Postal service clerks	170	0.01	\$21.25	\$44,204	4.17	\$19.31	\$20.17	\$21.61	\$23.06	\$23.92	\$40,156	\$41,956	\$44,958	\$47,959	\$49,760
43-5052	Postal service mail carriers	690	0	\$21.05	\$43,793	#	\$17.07	\$19.53	\$21.35	\$23.16	\$24.25	\$35,514	\$40,633	\$44,401	\$48,170	\$50,431
43-5053	Postal service mail sorters, processors, and processing machine operators	460	0	\$19.87	\$41,322	4.17	\$12.00	\$19.38	\$21.09	\$22.79	\$23.82	\$24,960	\$40,318	\$43,865	\$47,413	\$49,541
43-5061	Production, planning, and expediting clerks	470	11.54	\$20.16	\$41,938	1.59	\$14.47	\$16.63	\$20.13	\$23.24	\$26.87	\$30,106	\$34,599	\$41,881	\$48,336	\$55,891
43-5071	Shipping, receiving, and traffic clerks	1,030	6.44	\$12.58	\$26,163	1.72	\$7.81	\$9.68	\$12.15	\$15.05	\$17.86	\$16,247	\$20,136	\$25,282	\$31,299	\$37,142
43-5081	Stock clerks and order fillers	2,890	4.14	\$11.71	\$24,353	1.9	\$7.62	\$8.61	\$10.66	\$14.54	\$17.72	\$15,855	\$17,903	\$22,172	\$30,242	\$36,851
43-5111	Weighers, measurers, checkers, and samplers, recordkeeping	130	22.89	\$15.72	\$32,699	5.24	\$10.41	\$12.71	\$15.51	\$18.28	\$20.85	\$21,654	\$26,442	\$32,271	\$38,018	\$43,366
43-6011	Executive secretaries and administrative assistants	3,570	8.7	\$19.06	\$39,654	1.84	\$12.74	\$15.07	\$17.98	\$22.27	\$27.62	\$26,506	\$31,344	\$37,393	\$46,322	\$57,447
43-6012	Legal secretaries	210	29.88	\$17.06	\$35,482	8.94	\$10.94	\$13.53	\$16.67	\$20.34	\$23.23	\$22,745	\$28,134	\$34,664	\$42,317	\$48,314
43-6013	Medical secretaries	910	19.88	\$15.78	\$32,819	4.42	\$10.69	\$12.30	\$14.75	\$18.57	\$22.54	\$22,238	\$25,587	\$30,670	\$38,635	\$46,893
43-6014	Secretaries, except legal, medical, and executive	4,330	5.48	\$13.72	\$28,527	1.95	\$8.86	\$10.87	\$13.40	\$16.24	\$19.35	\$18,427	\$22,608	\$27,874	\$33,769	\$40,252
43-9011	Computer operators	210	21.84	\$18.14	\$37,732	2.85	\$13.38	\$14.99	\$17.25	\$21.20	\$24.27	\$27,835	\$31,174	\$35,884	\$44,091	\$50,475
43-9021	Data entry keyers	380	21.94	\$11.43	\$23,767	2.53	\$8.73	\$9.93	\$11.06	\$12.51	\$14.89	\$18,159	\$20,661	\$23,014	\$26,015	\$30,976
43-9022	Word processors and typists	120	14.61	\$17.25	\$35,888	2.46	\$12.93	\$14.58	\$17.01	\$19.52	\$22.80	\$26,888	\$30,336	\$35,376	\$40,591	\$47,423
43-9031	Desktop publishers	60	42.3	\$20.70	\$43,066	3.11	\$13.80	\$16.24	\$20.35	\$24.86	\$29.14	\$28,705	\$33,787	\$42,336	\$51,710	\$60,608
43-9041	Insurance claims and policy processing clerks	530	24.24	\$15.23	\$31,685	11.3	\$10.07	\$10.93	\$13.14	\$19.41	\$23.75	\$20,946	\$22,725	\$27,323	\$40,382	\$49,407
43-9051	Mail clerks and mail machine operators, except postal service	280	23.33	\$13.35	\$27,778	5.75	\$7.87	\$10.58	\$13.00	\$15.96	\$18.36	\$16,367	\$22,014	\$27,048	\$33,204	\$38,188
43-9061	Office clerks, general	#	#	\$12.70	\$26,409	1.86	\$7.35	\$9.77	\$12.46	\$15.13	\$18.42	\$15,297	\$20,321	\$25,922	\$31,461	\$38,318
43-9071	Office machine operators, except computer	140	37.33	\$13.64	\$28,371	3.13	\$9.31	\$10.70	\$12.89	\$15.59	\$19.43	\$19,359	\$22,257	\$26,814	\$32,421	\$40,407
43-9081	Proofreaders and copy markers	#	#	\$15.28	\$31,789	6.9	\$10.65	\$12.49	\$14.15	\$16.78	\$23.73	\$22,153	\$25,978	\$29,436	\$34,898	\$49,356
43-9111	Statistical assistants	#	#	\$18.35	\$38,165	9	\$7.05	\$16.50	\$19.28	\$22.49	\$25.27	\$14,668	\$34,320	\$40,109	\$46,775	\$52,568
43-9199	Office and administrative support workers, all other	320	18.94	\$16.48	\$34,280	8.05	\$7.34	\$11.02	\$15.39	\$19.83	\$24.09	\$15,276	\$22,912	\$32,021	\$41,242	\$50,109
45-0000	Farming, Fishing, and Forestry Occupations	230	22.78	\$10.44	\$21,720	6.63	\$7.04	\$7.41	\$8.81	\$11.72	\$17.47	\$14,648	\$15,405	\$18,333	\$24,379	\$36,336

Data unavailable

Occupational Code	Occupational Title	Employment Estimate	Employment Percentage Relative Standard Error	Average Hourly Wage	Average Annual Wage	Wage Percentage Relative Standard Error	10th Percentile (Hourly)	25th Percentile (Hourly)	50th Percentile (Hourly)	75th Percentile (Hourly)	90th Percentile (Hourly)	10th Percentile (Annual)	25th Percentile (Annual)	50th Percentile (Annual)	75th Percentile (Annual)	90th Percentile (Annual)
45-2092	Farmworkers and laborers, crop, nursery, and greenhouse	100	48.69	\$9.11	\$18,953	8.7	\$7.01	\$7.28	\$8.42	\$9.69	\$12.42	\$14,591	\$15,142	\$17,506	\$20,150	\$25,844
45-2093	Farmworkers, farm and ranch animals	30	32.57	\$11.49	\$23,896	4.91	\$9.87	\$10.45	\$11.39	\$12.60	\$14.57	\$20,536	\$21,738	\$23,690	\$26,207	\$30,310
47-0000	Construction and Extraction Occupations	13,260	4.57	\$19.25	\$40,030	2.69	\$10.98	\$13.53	\$17.44	\$23.12	\$29.49	\$22,834	\$28,147	\$36,271	\$48,090	\$61,330
47-1011	First-line supervisors/managers of construction trades and extraction workers	1,230	10.31	\$27.86	\$57,939	4.92	\$15.47	\$19.41	\$25.34	\$32.89	\$39.17	\$32,179	\$40,368	\$52,712	\$68,416	\$81,469
47-2021	Brickmasons and blockmasons	160	39.47	\$26.13	\$54,341	12.63	\$19.79	\$21.39	\$24.15	\$32.44	\$35.21	\$41,165	\$44,483	\$50,223	\$67,482	\$73,240
47-2031	Carpenters	1,730	23.25	\$22.73	\$47,275	10.84	\$12.42	\$14.77	\$18.41	\$24.44	\$45.02	\$25,834	\$30,720	\$38,296	\$50,835	\$93,646
47-2042	Floor layers, except carpet, wood, and hard tiles	90	21.62	\$17.66	\$36,732	7.06	\$10.81	\$12.89	\$17.64	\$22.55	\$24.65	\$22,475	\$26,816	\$36,697	\$46,904	\$51,265
47-2043	Floor sanders and finishers	100	31.22	\$14.43	\$30,022	7.61	\$9.54	\$11.56	\$13.74	\$16.16	\$21.97	\$19,834	\$24,052	\$28,583	\$33,616	\$45,700
47-2044	Tile and marble setters	#	#	\$17.70	\$36,808	15.16	\$10.95	\$13.06	\$17.08	\$20.35	\$25.63	\$22,777	\$27,155	\$35,517	\$42,330	\$53,319
47-2051	Cement masons and concrete finishers	920	30.62	\$16.51	\$34,344	5.01	\$12.25	\$13.73	\$15.84	\$19.17	\$22.39	\$25,490	\$28,564	\$32,950	\$39,871	\$46,579
47-2061	Construction laborers	1,950	11.64	\$13.34	\$27,741	4.73	\$8.78	\$10.58	\$12.45	\$14.65	\$19.21	\$18,252	\$22,003	\$25,900	\$30,467	\$39,947
47-2071	Paving, surfacing, and tamping equipment operators	#	#	\$18.65	\$38,797	2.56	\$13.64	\$16.26	\$18.68	\$21.42	\$23.78	\$28,376	\$33,823	\$38,852	\$44,551	\$49,465
47-2073	Operating engineers and other construction equipment operators	920	12.39	\$18.08	\$37,602	2.57	\$13.10	\$15.07	\$18.07	\$20.78	\$23.39	\$27,239	\$31,339	\$37,578	\$43,228	\$48,644
47-2081	Drywall and ceiling tile installers	550	16.1	\$16.31	\$33,917	2.12	\$11.80	\$13.95	\$16.14	\$17.99	\$20.90	\$24,537	\$29,016	\$33,563	\$37,411	\$43,472
47-2111	Electricians	1,530	13.87	\$21.00	\$43,690	3.61	\$12.26	\$15.78	\$21.66	\$26.41	\$29.18	\$25,505	\$32,815	\$45,048	\$54,932	\$60,693
47-2121	Glaziers	#	#	\$20.39	\$42,420	9.23	\$12.16	\$16.44	\$19.87	\$23.37	\$31.47	\$25,298	\$34,203	\$41,331	\$48,601	\$65,467
47-2141	Painters, construction and maintenance	490	10.47	\$15.90	\$33,073	3.44	\$10.97	\$12.99	\$15.51	\$18.06	\$22.58	\$22,812	\$27,030	\$32,264	\$37,555	\$46,958
47-2151	Pipelayers	60	37.04	\$18.88	\$39,275	12.11	\$12.72	\$13.70	\$15.34	\$23.33	\$31.17	\$26,460	\$28,495	\$31,915	\$48,527	\$64,843
47-2152	Plumbers, pipefitters, and steamfitters	870	17.29	\$20.64	\$42,933	3.41	\$12.99	\$16.14	\$20.67	\$25.18	\$29.01	\$27,023	\$33,572	\$42,998	\$52,382	\$60,347
47-2181	Roofers	330	20.73	\$13.85	\$28,805	7.9	\$8.64	\$9.89	\$12.69	\$17.47	\$21.24	\$17,968	\$20,570	\$26,390	\$36,347	\$44,176
47-2211	Sheet metal workers	350	27.82	\$22.80	\$47,429	5.33	\$13.26	\$16.96	\$24.47	\$28.67	\$30.93	\$27,575	\$35,276	\$50,888	\$59,625	\$64,337
47-2221	Structural iron and steel workers	70	44.94	\$14.88	\$30,955	8.45	\$12.48	\$13.19	\$14.38	\$16.12	\$18.72	\$25,949	\$27,433	\$29,905	\$33,523	\$38,932
47-3011	Helpers--brickmasons, blockmasons, stonemasons, and tile and marble setters	120	47.67	\$14.76	\$30,711	15.49	\$10.21	\$11.04	\$12.36	\$19.60	\$21.89	\$21,234	\$22,962	\$25,702	\$40,776	\$45,541
47-3012	Helpers--carpenters	120	38.18	\$11.94	\$24,837	4.37	\$8.60	\$10.01	\$12.02	\$13.90	\$15.09	\$17,893	\$20,816	\$24,997	\$28,909	\$31,380
47-3013	Helpers--electricians	#	#	\$11.63	\$24,199	3.29	\$8.50	\$9.56	\$11.87	\$13.79	\$15.01	\$17,670	\$19,875	\$24,687	\$28,680	\$31,213
47-3015	Helpers--pipelayers, plumbers, pipefitters, and steamfitters	20	49.33	\$14.29	\$29,723	5.94	\$10.64	\$11.70	\$13.52	\$15.36	\$19.80	\$22,122	\$24,344	\$28,122	\$31,953	\$41,194
47-3019	Helpers, construction trades, all other	#	#	\$12.35	\$25,682	2.88	\$8.30	\$9.90	\$12.67	\$14.50	\$16.35	\$17,265	\$20,592	\$26,347	\$30,156	\$33,999
47-4011	Construction and building inspectors	240	25.13	\$26.03	\$54,146	2.63	\$20.24	\$22.49	\$25.64	\$29.58	\$34.08	\$42,107	\$46,773	\$53,337	\$61,521	\$70,887
47-4041	Hazardous materials removal workers	#	#	\$16.79	\$34,915	7.78	\$7.73	\$13.00	\$15.17	\$21.67	\$23.71	\$16,069	\$27,050	\$31,547	\$45,067	\$49,310

Data unavailable

Occupational Code	Occupational Title	Employment Estimate	Employment Percentage Relative Standard Error	Average Hourly Wage	Average Annual Wage	Wage Percentage Relative Standard Error	10th Percentile (Hourly)	25th Percentile (Hourly)	50th Percentile (Hourly)	75th Percentile (Hourly)	90th Percentile (Hourly)	10th Percentile (Annual)	25th Percentile (Annual)	50th Percentile (Annual)	75th Percentile (Annual)	90th Percentile (Annual)
47-4051	Highway maintenance workers	100	25.58	\$17.03	\$35,417	3.41	\$12.85	\$15.36	\$17.23	\$19.05	\$21.90	\$26,732	\$31,946	\$35,847	\$39,622	\$45,552
47-4071	Septic tank servicers and sewer pipe cleaners	#	#	\$18.17	\$37,792	6.64	\$13.93	\$16.34	\$17.87	\$19.41	\$24.21	\$28,983	\$33,986	\$37,175	\$40,364	\$50,354
47-5021	Earth drillers, except oil and gas	#	#	\$16.06	\$33,407	7.52	\$12.87	\$13.76	\$15.18	\$18.30	\$21.05	\$26,763	\$28,623	\$31,571	\$38,068	\$43,784
49-0000	Installation, Maintenance, and Repair Occupations	9,850	4.66	\$18.52	\$38,520	1.88	\$9.89	\$12.99	\$17.84	\$23.57	\$28.49	\$20,566	\$27,015	\$37,103	\$49,028	\$59,262
49-1011	First-line supervisors/managers of mechanics, installers, and repairers	680	7.45	\$26.03	\$54,150	2.94	\$15.80	\$19.59	\$25.50	\$31.87	\$37.02	\$32,869	\$40,755	\$53,044	\$66,284	\$76,992
49-2011	Computer, automated teller, and office machine repairers	170	41.48	\$17.17	\$35,707	5.54	\$10.24	\$13.05	\$17.52	\$20.70	\$23.86	\$21,293	\$27,151	\$36,444	\$43,065	\$49,635
49-2022	Telecommunications equipment installers and repairers, except line installers	340	20.42	\$23.65	\$49,189	2.94	\$17.63	\$21.22	\$24.10	\$26.73	\$28.57	\$36,662	\$44,138	\$50,137	\$55,601	\$59,426
49-2092	Electric motor, power tool, and related repairers	#	#	\$13.84	\$28,793	4.42	\$11.46	\$12.72	\$13.78	\$14.84	\$15.74	\$23,829	\$26,460	\$28,660	\$30,859	\$32,743
49-2094	Electrical and electronics repairers, commercial and industrial equipment	240	14.18	\$21.54	\$44,813	4.51	\$13.60	\$17.59	\$21.68	\$25.76	\$29.47	\$28,295	\$36,581	\$45,085	\$53,572	\$61,306
49-2096	Electronic equipment installers and repairers, motor vehicles	20	14.53	\$12.07	\$25,096	5.09	\$10.09	\$10.80	\$12.06	\$13.52	\$14.62	\$20,992	\$22,460	\$25,091	\$28,125	\$30,402
49-2097	Electronic home entertainment equipment installers and repairers	20	31.87	\$14.86	\$30,910	4.41	\$10.17	\$11.63	\$14.78	\$18.28	\$20.48	\$21,154	\$24,183	\$30,753	\$38,023	\$42,607
49-2098	Security and fire alarm systems installers	60	48.28	\$16.55	\$34,414	6.5	\$9.90	\$13.09	\$17.02	\$19.22	\$23.09	\$20,588	\$27,223	\$35,398	\$39,984	\$48,024
49-3011	Aircraft mechanics and service technicians	310	15.06	\$22.62	\$47,058	6.5	\$17.22	\$19.85	\$22.40	\$25.10	\$29.12	\$35,828	\$41,282	\$46,598	\$52,202	\$60,563
49-3021	Automotive body and related repairers	190	42.87	\$20.25	\$42,125	5.1	\$14.84	\$16.69	\$19.10	\$24.54	\$28.48	\$30,864	\$34,710	\$39,737	\$51,048	\$59,228
49-3022	Automotive glass installers and repairers	#	#	\$13.21	\$27,477	6.27	\$11.80	\$12.27	\$13.07	\$13.87	\$14.34	\$24,534	\$25,526	\$27,182	\$28,841	\$29,836
49-3023	Automotive service technicians and mechanics	1,810	8.19	\$17.75	\$36,928	5.91	\$8.44	\$11.14	\$16.87	\$23.84	\$28.32	\$17,558	\$23,173	\$35,084	\$49,581	\$58,902
49-3031	Bus and truck mechanics and diesel engine specialists	310	12.52	\$20.12	\$41,856	4.08	\$14.08	\$16.45	\$18.96	\$23.66	\$28.47	\$29,288	\$34,216	\$39,435	\$49,202	\$59,208
49-3042	Mobile heavy equipment mechanics, except engines	270	27.98	\$20.85	\$43,364	3.67	\$14.82	\$17.25	\$20.34	\$24.61	\$27.81	\$30,819	\$35,876	\$42,303	\$51,189	\$57,841
49-3053	Outdoor power equipment and other small engine mechanics	#	#	\$13.60	\$28,292	4.52	\$9.82	\$11.55	\$13.41	\$14.83	\$19.73	\$20,434	\$24,017	\$27,887	\$30,851	\$41,044
49-3093	Tire repairers and changers	370	33.69	\$11.76	\$24,461	8.85	\$7.88	\$9.15	\$10.95	\$13.18	\$19.13	\$16,383	\$19,031	\$22,771	\$27,417	\$39,799
49-9012	Control and valve installers and repairers, except mechanical door	190	39.98	\$22.72	\$47,265	7.02	\$13.93	\$17.09	\$23.00	\$28.32	\$32.12	\$28,984	\$35,543	\$47,838	\$58,904	\$66,818
49-9021	Heating, air conditioning, and refrigeration mechanics and installers	490	29.06	\$20.21	\$42,029	3.2	\$13.00	\$16.32	\$19.32	\$22.83	\$29.01	\$27,044	\$33,936	\$40,191	\$47,482	\$60,348
49-9031	Home appliance repairers	230	34.5	\$11.59	\$24,112	21.94	\$7.07	\$7.39	\$8.99	\$14.58	\$20.85	\$14,700	\$15,378	\$18,696	\$30,319	\$43,367
49-9041	Industrial machinery mechanics	340	14.42	\$17.45	\$36,293	4.51	\$8.54	\$11.90	\$18.30	\$21.84	\$25.00	\$17,757	\$24,762	\$38,068	\$45,425	\$52,004
49-9042	Maintenance and repair workers, general	2,110	6.23	\$15.73	\$32,711	1.83	\$10.06	\$12.22	\$14.51	\$19.10	\$23.82	\$20,919	\$25,418	\$30,176	\$39,738	\$49,536

Data unavailable

Occupational Code	Occupational Title	Employment Estimate	Employment Percentage Relative Standard Error	Average Hourly Wage	Average Annual Wage	Wage Percentage Relative Standard Error	10th Percentile (Hourly)	25th Percentile (Hourly)	50th Percentile (Hourly)	75th Percentile (Hourly)	90th Percentile (Hourly)	10th Percentile (Annual)	25th Percentile (Annual)	50th Percentile (Annual)	75th Percentile (Annual)	90th Percentile (Annual)
49-9043	Maintenance workers, machinery	70	42.02	\$22.63	\$47,073	6.4	\$12.48	\$16.59	\$25.31	\$28.82	\$30.72	\$25,952	\$34,514	\$52,640	\$59,954	\$63,898
49-9051	Electrical power-line installers and repairers	#	#	\$28.46	\$59,187	3.34	\$25.30	\$26.54	\$28.61	\$30.53	\$32.81	\$52,625	\$55,207	\$59,512	\$63,497	\$68,241
49-9052	Telecommunications line installers and repairers	110	46.31	\$22.59	\$46,994	7.01	\$13.69	\$19.45	\$22.70	\$27.17	\$30.57	\$28,471	\$40,450	\$47,207	\$56,512	\$63,586
49-9069	Precision instrument and equipment repairers, all other	100	16.86	\$21.51	\$44,731	6.73	\$15.83	\$17.71	\$20.35	\$23.40	\$31.01	\$32,935	\$36,834	\$42,329	\$48,677	\$64,494
49-9091	Coin, vending, and amusement machine servicers and repairers	50	33.25	\$15.97	\$33,209	6.2	\$11.43	\$12.69	\$14.67	\$18.86	\$22.79	\$23,766	\$26,405	\$30,521	\$39,235	\$47,403
49-9094	Locksmiths and safe repairers	#	#	\$13.81	\$28,721	2.75	\$9.29	\$12.05	\$13.56	\$14.98	\$19.96	\$19,318	\$25,072	\$28,199	\$31,160	\$41,515
49-9098	Helpers--installation, maintenance, and repair workers	260	36.57	\$14.86	\$30,916	8.93	\$9.39	\$10.31	\$12.01	\$16.82	\$27.76	\$19,526	\$21,439	\$24,988	\$34,978	\$57,745
49-9099	Installation, maintenance, and repair workers, all other	430	18.52	\$17.31	\$36,008	4.34	\$10.16	\$13.72	\$16.77	\$21.16	\$25.32	\$21,127	\$28,545	\$34,879	\$44,006	\$52,663
51-0000	Production Occupations	11,180	4.21	\$14.96	\$31,113	1.87	\$8.72	\$10.50	\$13.41	\$17.75	\$23.94	\$18,136	\$21,833	\$27,883	\$36,917	\$49,787
51-1011	First-line supervisors/managers of production and operating workers	660	7.07	\$26.23	\$54,556	2.6	\$15.21	\$19.15	\$24.17	\$32.38	\$39.34	\$31,641	\$39,838	\$50,274	\$67,353	\$81,818
51-2022	Electrical and electronic equipment assemblers	1,640	12.15	\$13.15	\$27,362	5.61	\$8.75	\$10.27	\$12.19	\$14.82	\$19.25	\$18,191	\$21,355	\$25,345	\$30,833	\$40,036
51-2023	Electromechanical equipment assemblers	100	14.14	\$13.68	\$28,444	3.24	\$9.49	\$10.71	\$12.92	\$16.19	\$19.69	\$19,746	\$22,271	\$26,875	\$33,679	\$40,962
51-2041	Structural metal fabricators and fitters	90	43.73	\$14.46	\$30,077	9.97	\$9.95	\$10.81	\$12.39	\$16.74	\$24.44	\$20,706	\$22,481	\$25,781	\$34,822	\$50,833
51-2092	Team assemblers	580	13.94	\$12.44	\$25,870	6.54	\$8.15	\$9.28	\$11.07	\$13.77	\$17.59	\$16,959	\$19,308	\$23,024	\$28,633	\$36,595
51-2099	Assemblers and fabricators, all other	530	9.21	\$10.92	\$22,721	3.91	\$7.77	\$9.07	\$10.52	\$12.35	\$14.03	\$16,171	\$18,872	\$21,878	\$25,698	\$29,183
51-3011	Bakers	300	22.85	\$11.98	\$24,924	4.94	\$8.08	\$8.80	\$10.48	\$15.12	\$17.96	\$16,813	\$18,304	\$21,805	\$31,443	\$37,364
51-3021	Butchers and meat cutters	180	7.91	\$15.99	\$33,266	2.99	\$10.81	\$13.26	\$16.50	\$18.89	\$21.14	\$22,494	\$27,584	\$34,314	\$39,287	\$43,966
51-3092	Food batchmakers	70	40.8	\$11.09	\$23,063	6.1	\$7.87	\$8.64	\$9.78	\$12.21	\$17.87	\$16,368	\$17,979	\$20,338	\$25,398	\$37,173
51-3093	Food cooking machine operators and tenders	40	15.98	\$11.29	\$23,480	2.96	\$7.65	\$8.47	\$10.43	\$14.23	\$16.48	\$15,907	\$17,618	\$21,685	\$29,591	\$34,282
51-4011	Computer-controlled machine tool operators, metal and plastic	110	6.45	\$15.49	\$32,211	3.89	\$11.48	\$12.78	\$15.13	\$17.66	\$21.45	\$23,873	\$26,583	\$31,466	\$36,727	\$44,619
51-4012	Numerical tool and process control programmers	30	20.19	\$22.12	\$46,008	3.61	\$16.24	\$18.47	\$21.35	\$25.52	\$30.19	\$33,779	\$38,409	\$44,416	\$53,081	\$62,802
51-4021	Extruding and drawing machine setters, operators, and tenders, metal and plastic	10	0.13	\$11.98	\$24,918	2.35	\$8.43	\$9.53	\$11.19	\$13.59	\$18.32	\$17,529	\$19,821	\$23,265	\$28,267	\$38,114
51-4031	Cutting, punching, and press machine setters, operators, and tenders, metal and plastic	120	9.9	\$12.20	\$25,377	2.88	\$8.79	\$10.24	\$11.95	\$13.97	\$16.11	\$18,292	\$21,306	\$24,863	\$29,067	\$33,503
51-4032	Drilling and boring machine tool setters, operators, and tenders, metal and plastic	80	2.46	\$11.10	\$23,091	2.5	\$8.38	\$9.55	\$11.08	\$12.91	\$14.32	\$17,438	\$19,868	\$23,036	\$26,860	\$29,784
51-4033	Grinding, lapping, polishing, and buffing machine tool setters, operators, and tenders, metal and plastic	90	19.84	\$14.13	\$29,382	6.7	\$10.42	\$12.16	\$13.80	\$16.58	\$18.23	\$21,673	\$25,291	\$28,714	\$34,482	\$37,925

Data unavailable

Occupational Code	Occupational Title	Employment Estimate	Employment Percentage Relative Standard Error	Average Hourly Wage	Average Annual Wage	Wage Percentage Relative Standard Error	10th Percentile (Hourly)	25th Percentile (Hourly)	50th Percentile (Hourly)	75th Percentile (Hourly)	90th Percentile (Hourly)	10th Percentile (Annual)	25th Percentile (Annual)	50th Percentile (Annual)	75th Percentile (Annual)	90th Percentile (Annual)
51-4035	Milling and planing machine setters, operators, and tenders, metal and plastic	70	43.35	\$13.76	\$28,628	2.88	\$10.60	\$12.04	\$13.72	\$15.30	\$17.76	\$22,041	\$25,049	\$28,530	\$31,828	\$36,948
51-4041	Machinists	580	19.22	\$16.50	\$34,324	3.54	\$10.31	\$12.85	\$16.59	\$19.62	\$22.97	\$21,435	\$26,729	\$34,501	\$40,812	\$47,775
51-4072	Molding, coremaking, and casting machine setters, operators, and tenders, metal and plastic	140	28.21	\$11.53	\$23,972	4.41	\$8.27	\$9.15	\$10.45	\$12.38	\$16.78	\$17,204	\$19,036	\$21,729	\$25,754	\$34,911
51-4081	Multiple machine tool setters, operators, and tenders, metal and plastic	360	6.75	\$13.26	\$27,576	3.61	\$9.72	\$10.90	\$12.58	\$14.68	\$18.10	\$20,215	\$22,682	\$26,164	\$30,538	\$37,646
51-4111	Tool and die makers	#	#	\$25.41	\$52,858	7.97	\$17.08	\$19.91	\$26.11	\$31.01	\$34.08	\$35,529	\$41,405	\$54,303	\$64,499	\$70,890
51-4121	Welders, cutters, solderers, and brazers	320	21.05	\$14.93	\$31,059	2.64	\$9.03	\$11.74	\$14.01	\$18.01	\$22.43	\$18,777	\$24,409	\$29,132	\$37,459	\$46,650
51-4193	Plating and coating machine setters, operators, and tenders, metal and plastic	50	26.4	\$13.29	\$27,653	5.13	\$9.34	\$10.45	\$12.57	\$15.33	\$17.72	\$19,425	\$21,740	\$26,155	\$31,883	\$36,866
51-4194	Tool grinders, filers, and sharpeners	#	#	\$10.38	\$21,601	13.68	\$7.78	\$8.21	\$8.91	\$12.81	\$16.31	\$16,187	\$17,067	\$18,533	\$26,641	\$33,926
51-4199	Metal workers and plastic workers, all other	50	34.38	\$15.03	\$31,269	16.43	\$7.74	\$8.75	\$13.66	\$20.02	\$22.78	\$16,102	\$18,195	\$28,412	\$41,641	\$47,386
51-5011	Bindery workers	80	13.24	\$13.61	\$28,316	3.59	\$10.44	\$12.41	\$13.66	\$15.01	\$17.35	\$21,720	\$25,815	\$28,407	\$31,229	\$36,078
51-5021	Job printers	210	47.82	\$12.08	\$25,130	16.38	\$8.07	\$8.78	\$11.39	\$15.37	\$17.57	\$16,790	\$18,267	\$23,696	\$31,963	\$36,546
51-5022	Prepress technicians and workers	50	47.13	\$16.22	\$33,730	11.21	\$9.71	\$11.30	\$15.11	\$20.86	\$23.72	\$20,188	\$23,508	\$31,439	\$43,382	\$49,340
51-5023	Printing machine operators	330	24.84	\$14.03	\$29,179	5.14	\$9.54	\$11.50	\$13.56	\$16.54	\$19.13	\$19,835	\$23,922	\$28,195	\$34,406	\$39,794
51-6011	Laundry and dry-cleaning workers	540	20.72	\$11.52	\$23,958	3.64	\$7.85	\$8.79	\$11.31	\$14.40	\$15.79	\$16,320	\$18,273	\$23,520	\$29,944	\$32,844
51-6021	Pressers, textile, garment, and related materials	70	41.98	\$9.47	\$19,695	3.65	\$7.81	\$8.64	\$9.56	\$10.56	\$11.20	\$16,242	\$17,970	\$19,878	\$21,974	\$23,301
51-6031	Sewing machine operators	#	#	\$10.49	\$21,829	4.99	\$7.85	\$9.21	\$10.18	\$11.19	\$14.09	\$16,322	\$19,165	\$21,179	\$23,272	\$29,298
51-6052	Tailors, dressmakers, and custom sewers	80	34.13	\$12.88	\$26,795	6.11	\$9.71	\$10.96	\$12.76	\$14.46	\$16.92	\$20,204	\$22,793	\$26,540	\$30,077	\$35,198
51-7011	Cabinetmakers and bench carpenters	310	15.28	\$14.25	\$29,638	3.32	\$10.02	\$11.28	\$13.70	\$16.70	\$19.66	\$20,845	\$23,458	\$28,488	\$34,735	\$40,900
51-7041	Sawing machine setters, operators, and tenders, wood	20	34.67	\$11.32	\$23,540	6.52	\$7.76	\$9.26	\$10.84	\$12.51	\$15.12	\$16,148	\$19,258	\$22,547	\$26,028	\$31,455
51-8021	Stationary engineers and boiler operators	30	14.11	\$21.77	\$45,273	6.13	\$12.97	\$14.83	\$19.02	\$28.35	\$34.71	\$26,987	\$30,842	\$39,567	\$58,969	\$72,197
51-8031	Water and liquid waste treatment plant and system operators	350	44.97	\$20.64	\$42,930	4.68	\$13.72	\$16.50	\$20.77	\$24.72	\$28.66	\$28,533	\$34,317	\$43,195	\$51,408	\$59,620
51-8099	Plant and system operators, all other	40	29.09	\$15.80	\$32,874	7.41	\$10.21	\$10.93	\$12.14	\$20.31	\$23.48	\$21,235	\$22,743	\$25,258	\$42,247	\$48,847
51-9011	Chemical equipment operators and tenders	30	34.2	\$15.44	\$32,122	7.11	\$11.68	\$12.89	\$14.36	\$17.14	\$22.26	\$24,299	\$26,802	\$29,872	\$35,659	\$46,295
51-9012	Separating, filtering, clarifying, precipitating, and still machine setters, operators, and tenders	60	3.02	\$15.02	\$31,237	5.36	\$7.45	\$11.35	\$15.35	\$18.77	\$21.51	\$15,493	\$23,614	\$31,921	\$39,037	\$44,733
51-9022	Grinding and polishing workers, hand	#	#	\$14.70	\$30,575	14.81	\$8.55	\$9.98	\$13.69	\$20.50	\$23.25	\$17,778	\$20,752	\$28,484	\$42,643	\$48,358
51-9023	Mixing and blending machine setters, operators, and tenders	70	32.65	\$13.26	\$27,577	9.85	\$8.85	\$10.30	\$12.68	\$16.27	\$18.44	\$18,415	\$21,433	\$26,368	\$33,851	\$38,355

Data unavailable

Occupational Code	Occupational Title	Employment Estimate	Employment Percentage Relative Standard Error	Average Hourly Wage	Average Annual Wage	Wage Percentage Relative Standard Error	10th Percentile (Hourly)	25th Percentile (Hourly)	50th Percentile (Hourly)	75th Percentile (Hourly)	90th Percentile (Hourly)	10th Percentile (Annual)	25th Percentile (Annual)	50th Percentile (Annual)	75th Percentile (Annual)	90th Percentile (Annual)
51-9032	Cutting and slicing machine setters, operators, and tenders	30	35.29	\$12.62	\$26,257	7.26	\$9.56	\$10.35	\$12.35	\$14.65	\$16.97	\$19,885	\$21,534	\$25,693	\$30,476	\$35,300
51-9041	Extruding, forming, pressing, and compacting machine setters, operators, and tenders	40	21.53	\$13.47	\$28,010	4.31	\$9.89	\$10.90	\$14.43	\$16.23	\$17.31	\$20,579	\$22,664	\$30,009	\$33,754	\$36,001
51-9061	Inspectors, testers, sorters, samplers, and weighers	400	7.4	\$16.04	\$33,363	2.45	\$10.42	\$12.31	\$15.08	\$18.57	\$22.79	\$21,683	\$25,608	\$31,358	\$38,619	\$47,411
51-9081	Dental laboratory technicians	140	10.88	\$17.90	\$37,241	8.63	\$10.46	\$12.11	\$18.37	\$21.95	\$27.11	\$21,750	\$25,193	\$38,213	\$45,665	\$56,378
51-9083	Ophthalmic laboratory technicians	#	#	\$14.08	\$29,294	5.46	\$12.51	\$13.04	\$13.92	\$14.79	\$15.32	\$26,030	\$27,123	\$28,945	\$30,766	\$31,859
51-9111	Packaging and filling machine operators and tenders	150	10.86	\$12.95	\$26,927	3.37	\$8.55	\$10.12	\$12.23	\$15.22	\$18.31	\$17,777	\$21,047	\$25,445	\$31,666	\$38,082
51-9121	Coating, painting, and spraying machine setters, operators, and tenders	70	6.82	\$11.65	\$24,235	2.97	\$8.43	\$9.72	\$11.18	\$13.54	\$16.06	\$17,537	\$20,226	\$23,246	\$28,162	\$33,404
51-9122	Painters, transportation equipment	70	29.34	\$24.01	\$49,947	8.52	\$12.38	\$17.54	\$25.23	\$29.64	\$34.32	\$25,746	\$36,478	\$52,477	\$61,651	\$71,380
51-9123	Painting, coating, and decorating workers	100	18.15	\$12.01	\$24,985	5.56	\$8.20	\$9.04	\$11.88	\$14.81	\$16.89	\$17,046	\$18,805	\$24,711	\$30,800	\$35,139
51-9141	Semiconductor processors	#	#	\$19.43	\$40,417	8.83	\$11.82	\$15.04	\$19.58	\$23.67	\$27.96	\$24,589	\$31,292	\$40,730	\$49,226	\$58,161
51-9192	Cleaning, washing, and metal pickling equipment operators and tenders	10	34.84	\$15.01	\$31,230	4.51	\$9.64	\$10.97	\$15.45	\$17.69	\$22.15	\$20,046	\$22,816	\$32,127	\$36,798	\$46,076
51-9195	Molders, shapers, and casters, except metal and plastic	#	#	\$13.86	\$28,836	4.82	\$8.69	\$10.38	\$13.57	\$17.25	\$19.46	\$18,069	\$21,592	\$28,217	\$35,890	\$40,478
51-9198	Helpers--production workers	250	13.41	\$10.33	\$21,489	3.64	\$7.31	\$8.04	\$9.43	\$11.75	\$15.57	\$15,198	\$16,714	\$19,610	\$24,450	\$32,392
51-9199	Production workers, all other	100	18.79	\$12.56	\$26,115	6.66	\$9.53	\$11.40	\$13.13	\$14.29	\$15.04	\$19,813	\$23,708	\$27,314	\$29,729	\$31,285
53-0000	Transportation and Material Moving Occupations	11,400	4.5	\$13.79	\$28,683	2.34	\$7.54	\$9.34	\$12.47	\$16.02	\$20.80	\$15,691	\$19,429	\$25,941	\$33,322	\$43,264
53-1021	First-line supervisors/managers of helpers, laborers, and material movers, hand	180	12.92	\$21.58	\$44,884	8.05	\$12.64	\$14.21	\$17.90	\$24.94	\$42.59	\$26,290	\$29,548	\$37,235	\$51,871	\$88,578
53-1031	First-line supervisors/managers of transportation and material-moving machine and vehicle	310	16.72	\$25.31	\$52,639	2.94	\$15.18	\$19.99	\$24.51	\$29.08	\$36.35	\$31,580	\$41,588	\$50,976	\$60,481	\$75,601
53-2011	Airline pilots, copilots, and flight engineers	190	12.52	#	#	#	#	#	#	#	#	#	#	#	#	#
53-2012	Commercial pilots	#	#	#	\$58,223	4.19	#	#	#	#	#	\$36,472	\$52,219	\$57,643	\$63,280	\$76,487
53-3021	Bus Drivers, Transit and Intercity	220	28.91	\$15.50	\$32,239	4.79	\$10.17	\$12.60	\$15.02	\$19.23	\$21.40	\$21,151	\$26,207	\$31,235	\$39,998	\$44,502
53-3022	Bus drivers, school	660	13.86	\$13.03	\$27,102	1.76	\$10.16	\$11.24	\$12.79	\$14.56	\$16.71	\$21,139	\$23,387	\$26,606	\$30,277	\$34,752
53-3031	Driver/sales workers	580	24.21	\$10.39	\$21,619	6.91	\$7.34	\$7.97	\$9.38	\$12.11	\$15.69	\$15,273	\$16,570	\$19,509	\$25,195	\$32,634
53-3032	Truck drivers, heavy and tractor-trailer	1,670	11.98	\$16.94	\$35,239	2.41	\$12.52	\$13.93	\$16.36	\$19.15	\$22.06	\$26,038	\$28,979	\$34,027	\$39,834	\$45,892
53-3033	Truck drivers, light or delivery services	1,450	12.25	\$14.06	\$29,253	5.63	\$8.98	\$10.38	\$13.05	\$15.61	\$21.95	\$18,678	\$21,595	\$27,153	\$32,471	\$45,658
53-3041	Taxi drivers and chauffeurs	160	13.4	\$9.55	\$19,868	3.8	\$7.08	\$7.81	\$9.01	\$10.67	\$12.07	\$14,734	\$16,252	\$18,741	\$22,193	\$25,110
53-6021	Parking lot attendants	260	14.58	\$8.69	\$18,077	2.9	\$7.10	\$7.43	\$8.21	\$9.43	\$11.27	\$14,762	\$15,448	\$17,076	\$19,604	\$23,443
53-6031	Service station attendants	#	#	\$11.40	\$23,711	7.14	\$7.64	\$8.37	\$9.70	\$14.55	\$17.73	\$15,895	\$17,413	\$20,181	\$30,267	\$36,888
53-6099	Transportation workers, all other	120	40.08	\$15.55	\$32,343	13.21	\$8.51	\$9.70	\$16.88	\$18.76	\$20.04	\$17,702	\$20,185	\$35,104	\$39,025	\$41,687

Data unavailable

Occupational Code	Occupational Title	Employment Estimate	Employment Percentage Relative Standard Error	Average Hourly Wage	Average Annual Wage	Wage Percentage Relative Standard Error	10th Percentile (Hourly)	25th Percentile (Hourly)	50th Percentile (Hourly)	75th Percentile (Hourly)	90th Percentile (Hourly)	10th Percentile (Annual)	25th Percentile (Annual)	50th Percentile (Annual)	75th Percentile (Annual)	90th Percentile (Annual)
53-7021	Crane and tower operators	20	36.57	\$17.45	\$36,302	10.41	\$10.42	\$12.80	\$18.03	\$21.17	\$24.07	\$21,681	\$26,618	\$37,507	\$44,038	\$50,057
53-7032	Excavating and loading machine and dragline operators	380	39.76	\$17.26	\$35,900	2.35	\$13.36	\$15.03	\$17.23	\$19.67	\$21.74	\$27,793	\$31,254	\$35,830	\$40,922	\$45,210
53-7051	Industrial truck and tractor operators	670	9.88	\$12.63	\$26,264	1.99	\$9.71	\$10.71	\$12.37	\$14.46	\$16.47	\$20,203	\$22,286	\$25,731	\$30,075	\$34,260
53-7061	Cleaners of vehicles and equipment	480	15.47	\$9.62	\$20,013	7.51	\$6.97	\$7.15	\$8.48	\$11.40	\$14.25	\$14,495	\$14,869	\$17,631	\$23,703	\$29,643
53-7062	Laborers and freight, stock, and material movers, hand	2,400	9.4	\$10.91	\$22,686	1.67	\$7.43	\$8.51	\$10.40	\$12.78	\$15.19	\$15,460	\$17,695	\$21,638	\$26,579	\$31,590
53-7063	Machine feeders and offbearers	240	26.13	\$10.45	\$21,735	4.04	\$7.07	\$8.42	\$10.43	\$12.44	\$14.04	\$14,711	\$17,520	\$21,687	\$25,870	\$29,206
53-7064	Packers and packagers, hand	780	9.23	\$8.79	\$18,281	2.05	\$7.04	\$7.31	\$7.83	\$9.23	\$12.23	\$14,645	\$15,211	\$16,277	\$19,201	\$25,445
53-7081	Refuse and recyclable material collectors	240	17.56	\$13.17	\$27,391	2.47	\$9.76	\$12.02	\$13.35	\$14.83	\$16.72	\$20,305	\$24,995	\$27,770	\$30,850	\$34,773
53-7199	Material moving workers, all other	#	#	\$11.34	\$23,580	4.32	\$8.95	\$10.02	\$11.13	\$12.50	\$14.69	\$18,607	\$20,834	\$23,146	\$26,009	\$30,551

Data unavailable

Occupational Code	Occupational Title	Employment Estimate	Employment Percentage Relative Standard Error	Average Hourly Wage	Average Annual Wage	Wage Percentage Relative Standard Error	10th Percentile (Hourly)	25th Percentile (Hourly)	50th Percentile (Hourly)	75th Percentile (Hourly)	90th Percentile (Hourly)	10th Percentile (Annual)	25th Percentile (Annual)	50th Percentile (Annual)	75th Percentile (Annual)	90th Percentile (Annual)
00-0000	Total All Occupations	1,230,340	0.59	\$21.93	\$45,613	0.96	\$8.38	\$11.50	\$17.35	\$27.04	\$40.58	\$17,430	\$23,914	\$36,095	\$56,251	\$84,401
11-0000	Management Occupations	59,950	1.77	\$48.88	\$101,669	0.78	\$21.64	\$30.94	\$44.13	\$61.27	#	\$45,007	\$64,355	\$91,781	\$127,444	#
11-1011	Chief executives	1,740	7.83	\$78.92	\$164,159	2.5	\$44.38	\$56.67	#	#	#	\$92,312	\$117,864	#	#	#
11-1021	General and operations managers	21,500	2.39	\$51.87	\$107,882	1.2	\$21.45	\$29.99	\$44.86	\$68.50	#	\$44,611	\$62,389	\$93,299	\$142,489	#
11-1031	Legislators	130	16.52	\$19.93	\$41,458	8.99	\$7.01	\$7.28	\$23.13	\$29.17	\$35.72	\$14,585	\$15,135	\$48,112	\$60,667	\$74,300
11-2011	Advertising and promotions managers	540	11.4	\$44.90	\$93,390	5.78	\$19.32	\$28.22	\$40.66	\$60.43	#	\$40,185	\$58,696	\$84,569	\$125,686	#
11-2021	Marketing managers	2,010	7.27	\$50.85	\$105,766	3.03	\$26.80	\$33.99	\$45.64	\$63.43	#	\$55,744	\$70,697	\$94,932	\$131,928	#
11-2022	Sales managers	2,730	8.14	\$48.69	\$101,281	2.47	\$21.04	\$30.71	\$46.04	\$62.65	#	\$43,757	\$63,882	\$95,757	\$130,311	#
11-2031	Public relations managers	630	6.68	\$49.70	\$103,370	3.9	\$25.67	\$34.27	\$44.88	\$62.77	#	\$53,388	\$71,275	\$93,344	\$130,560	#
11-3011	Administrative services managers	1,380	4.82	\$37.59	\$78,183	1.42	\$20.49	\$26.51	\$35.53	\$46.36	\$57.92	\$42,624	\$55,147	\$73,903	\$96,435	\$120,470
11-3021	Computer and information systems managers	2,960	9.27	\$56.46	\$117,434	1.41	\$38.58	\$45.77	\$54.36	\$64.28	#	\$80,254	\$95,191	\$113,076	\$133,711	#
11-3031	Financial managers	3,570	5.16	\$54.00	\$112,328	1.97	\$30.98	\$39.24	\$48.79	\$64.36	#	\$64,434	\$81,615	\$101,482	\$133,864	#
11-3041	Compensation and benefits managers	310	7.26	\$44.46	\$92,476	3.85	\$22.89	\$27.43	\$38.43	\$56.44	#	\$47,615	\$57,062	\$79,930	\$117,386	#
11-3042	Training and development managers	230	11.75	\$45.46	\$94,555	4.68	\$24.29	\$33.45	\$42.37	\$52.43	\$69.13	\$50,520	\$69,572	\$88,128	\$109,044	\$143,788
11-3049	Human resources managers, all other	580	7.91	\$47.50	\$98,799	3.37	\$26.42	\$34.60	\$45.05	\$57.76	#	\$54,948	\$71,974	\$93,697	\$120,140	#
11-3051	Industrial production managers	830	10.94	\$38.37	\$79,809	3.04	\$20.09	\$26.33	\$35.13	\$46.87	\$61.38	\$41,783	\$54,757	\$73,077	\$97,493	\$127,660
11-3061	Purchasing managers	480	7.58	\$41.37	\$86,049	3.97	\$22.24	\$29.90	\$41.04	\$51.47	\$60.92	\$46,260	\$62,197	\$85,367	\$107,050	\$126,711
11-3071	Transportation, storage, and distribution managers	820	6.47	\$43.08	\$89,610	4.67	\$24.07	\$29.80	\$38.20	\$49.15	#	\$50,066	\$61,985	\$79,462	\$102,227	#
11-9021	Construction managers	3,140	8.7	\$40.04	\$83,289	4.63	\$20.37	\$29.32	\$36.56	\$47.48	\$64.24	\$42,367	\$60,981	\$76,047	\$98,750	\$133,610
11-9031	Education administrators, preschool and child care center/program	260	16.69	\$24.05	\$50,015	6.1	\$12.84	\$16.33	\$21.24	\$30.26	\$41.64	\$26,711	\$33,965	\$44,173	\$62,949	\$86,611
11-9032	Education administrators, elementary and secondary school	1,590	1.11	#	\$81,469	1.38	#	#	#	#	#	\$60,767	\$70,615	\$81,706	\$94,803	\$105,177
11-9033	Education administrators, postsecondary	880	6.93	\$43.31	\$90,080	3.82	\$22.39	\$27.84	\$37.77	\$52.73	#	\$46,578	\$57,916	\$78,556	\$109,677	#
11-9039	Education administrators, all other	230	27.32	\$27.70	\$57,619	4.77	\$16.06	\$19.61	\$22.75	\$38.84	\$47.44	\$33,408	\$40,791	\$47,321	\$80,788	\$98,679
11-9041	Engineering managers	1,780	9.67	\$57.46	\$119,515	1.61	\$38.66	\$47.45	\$55.81	\$65.12	#	\$80,405	\$98,688	\$116,082	\$135,459	#
11-9051	Food service managers	1,420	7.45	\$29.05	\$60,427	9.68	\$15.75	\$19.50	\$23.18	\$30.83	\$53.27	\$32,754	\$40,568	\$48,217	\$64,123	\$110,802
11-9061	Funeral directors	80	7.79	\$25.11	\$52,224	6.18	\$18.79	\$20.42	\$23.17	\$29.11	\$33.90	\$39,079	\$42,471	\$48,199	\$60,557	\$70,514
11-9071	Gaming managers	#	#	\$26.26	\$54,613	6.24	\$16.63	\$19.98	\$23.12	\$33.70	\$40.70	\$34,586	\$41,556	\$48,097	\$70,106	\$84,662
11-9081	Lodging managers	220	15.57	\$29.04	\$60,394	12.5	\$16.71	\$19.83	\$22.84	\$30.11	\$47.21	\$34,757	\$41,248	\$47,516	\$62,625	\$98,197
11-9111	Medical and health services managers	1,580	6.2	\$44.47	\$92,497	2.99	\$22.53	\$31.79	\$41.45	\$52.15	#	\$46,866	\$66,121	\$86,220	\$108,466	#
11-9121	Natural sciences managers	560	5.14	\$54.52	\$113,406	3.03	\$39.27	\$44.28	\$53.11	\$62.72	#	\$81,690	\$92,111	\$110,464	\$130,463	#

Data unavailable

Occupational Code	Occupational Title	Employment Estimate	Employment Percentage Relative Standard Error	Average Hourly Wage	Average Annual Wage	Wage Percentage Relative Standard Error	10th Percentile (Hourly)	25th Percentile (Hourly)	50th Percentile (Hourly)	75th Percentile (Hourly)	90th Percentile (Hourly)	10th Percentile (Annual)	25th Percentile (Annual)	50th Percentile (Annual)	75th Percentile (Annual)	90th Percentile (Annual)
11-9131	Postmasters and mail superintendents	60	0.03	\$33.19	\$69,035	1.23	\$21.64	\$26.23	\$32.70	\$40.48	\$46.88	\$45,015	\$54,551	\$68,013	\$84,188	\$97,510
11-9141	Property, real estate, and community association managers	2,490	10.82	\$36.32	\$75,546	6.94	\$13.89	\$18.80	\$30.08	\$45.07	#	\$28,896	\$39,105	\$62,575	\$93,742	#
11-9151	Social and community service managers	660	10.2	\$30.84	\$64,143	3.72	\$17.21	\$21.74	\$27.98	\$37.97	\$51.06	\$35,787	\$45,219	\$58,202	\$78,977	\$106,208
11-9199	Managers, all other	4,560	5.59	\$50.46	\$104,958	2.32	\$27.75	\$36.03	\$49.50	\$61.20	#	\$57,718	\$74,942	\$102,956	\$127,303	#
13-0000	Business and Financial Operations Occupations	78,880	2.1	\$32.44	\$67,467	1.14	\$17.03	\$21.74	\$29.10	\$38.67	\$50.37	\$35,423	\$45,220	\$60,527	\$80,434	\$104,775
13-1021	Purchasing agents and buyers, farm products	90	30.46	\$28.55	\$59,380	10.09	\$15.36	\$20.48	\$29.66	\$36.78	\$41.82	\$31,945	\$42,603	\$61,699	\$76,496	\$86,984
13-1022	Wholesale and retail buyers, except farm products	1,080	11.04	\$26.43	\$54,981	3.91	\$14.35	\$17.87	\$23.07	\$32.08	\$39.23	\$29,840	\$37,178	\$47,985	\$66,733	\$81,598
13-1023	Purchasing agents, except wholesale, retail, and farm products	3,100	4.12	\$28.84	\$59,987	1.89	\$16.69	\$21.13	\$27.55	\$35.63	\$44.43	\$34,720	\$43,957	\$57,308	\$74,110	\$92,419
13-1031	Claims adjusters, examiners, and investigators	2,640	12.4	\$27.87	\$57,963	2.13	\$18.74	\$21.41	\$26.80	\$33.58	\$39.81	\$38,979	\$44,526	\$55,743	\$69,837	\$82,797
13-1032	Insurance appraisers, auto damage	#	#	\$26.02	\$54,120	5.69	\$20.17	\$22.41	\$25.84	\$29.41	\$33.40	\$41,949	\$46,616	\$53,740	\$61,183	\$69,477
13-1041	Compliance officers, except agriculture, construction, health and safety, and transportation	2,430	4.1	\$26.72	\$55,583	5.5	\$15.45	\$17.88	\$25.00	\$33.60	\$42.26	\$32,143	\$37,191	\$51,992	\$69,884	\$87,891
13-1051	Cost estimators	3,000	7.43	\$29.16	\$60,644	3.02	\$16.52	\$20.15	\$26.93	\$35.56	\$45.77	\$34,356	\$41,903	\$56,024	\$73,958	\$95,209
13-1061	Emergency management specialists	40	5.13	\$27.76	\$57,739	3.08	\$17.30	\$20.66	\$26.17	\$34.87	\$42.30	\$35,992	\$42,979	\$54,436	\$72,534	\$87,980
13-1071	Employment, recruitment, and placement specialists	1,980	11.38	\$24.59	\$51,143	3.15	\$13.55	\$17.79	\$22.57	\$29.70	\$40.29	\$28,192	\$37,011	\$46,956	\$61,780	\$83,805
13-1072	Compensation, benefits, and job analysis specialists	1,580	6.64	\$29.18	\$60,694	2.08	\$18.19	\$22.00	\$27.81	\$34.98	\$40.86	\$37,845	\$45,763	\$57,842	\$72,748	\$84,998
13-1073	Training and development specialists	2,430	6.76	\$25.80	\$53,659	2.1	\$15.02	\$19.37	\$24.93	\$31.34	\$38.12	\$31,232	\$40,293	\$51,862	\$65,197	\$79,295
13-1079	Human resources, training, and labor relations specialists, all other	1,640	6.26	\$31.55	\$65,634	2.16	\$18.12	\$22.64	\$29.56	\$38.69	\$48.66	\$37,695	\$47,100	\$61,486	\$80,482	\$101,209
13-1081	Logisticians	740	5.77	\$33.88	\$70,462	2.18	\$20.70	\$25.40	\$32.64	\$40.55	\$49.75	\$43,055	\$52,822	\$67,892	\$84,353	\$103,474
13-1111	Management analysts	5,310	8.29	\$41.99	\$87,348	4.13	\$23.42	\$30.34	\$38.05	\$48.08	\$66.93	\$48,714	\$63,114	\$79,147	\$100,012	\$139,208
13-1121	Meeting and convention planners	600	20.18	\$21.73	\$45,201	2.51	\$14.57	\$17.07	\$20.63	\$25.86	\$30.54	\$30,299	\$35,498	\$42,918	\$53,788	\$63,521
13-1199	Business operations specialists, all other	16,380	3.37	\$33.59	\$69,877	1.85	\$18.31	\$24.13	\$30.98	\$40.05	\$51.62	\$38,088	\$50,193	\$64,428	\$83,312	\$107,363
13-2011	Accountants and auditors	17,960	3.44	\$32.43	\$67,451	1.79	\$18.09	\$22.15	\$28.66	\$38.61	\$50.53	\$37,621	\$46,075	\$59,620	\$80,310	\$105,099
13-2021	Appraisers and assessors of real estate	1,270	19.22	\$23.31	\$48,483	11.98	\$7.32	\$12.74	\$22.15	\$33.23	\$41.00	\$15,216	\$26,495	\$46,068	\$69,110	\$85,286
13-2031	Budget analysts	670	6.98	\$32.28	\$67,136	1.8	\$22.53	\$26.22	\$30.73	\$38.37	\$45.77	\$46,871	\$54,529	\$63,910	\$79,803	\$95,211
13-2041	Credit analysts	880	18.45	\$40.16	\$83,539	9.05	\$20.64	\$25.65	\$34.98	\$45.68	#	\$42,936	\$53,360	\$72,760	\$95,009	#
13-2051	Financial analysts	4,180	8.79	\$37.04	\$77,036	7.31	\$17.37	\$21.54	\$30.20	\$44.01	#	\$36,130	\$44,794	\$62,811	\$91,532	#
13-2052	Personal financial advisors	1,300	24.17	\$60.80	\$126,464	14.17	\$19.30	\$25.77	\$55.33	#	#	\$40,147	\$53,604	\$115,079	#	#
13-2053	Insurance underwriters	1,340	14.58	\$28.00	\$58,242	2.77	\$15.56	\$20.65	\$27.76	\$35.47	\$40.29	\$32,371	\$42,958	\$57,736	\$73,767	\$83,802
13-2061	Financial examiners	230	11.72	\$40.70	\$84,664	5.36	\$24.28	\$28.75	\$37.67	\$50.39	\$62.40	\$50,500	\$59,792	\$78,347	\$104,809	\$129,786

Data unavailable

Occupational Code	Occupational Title	Employment Estimate	Employment Percentage Relative Standard Error	Average Hourly Wage	Average Annual Wage	Wage Percentage Relative Standard Error	10th Percentile (Hourly)	25th Percentile (Hourly)	50th Percentile (Hourly)	75th Percentile (Hourly)	90th Percentile (Hourly)	10th Percentile (Annual)	25th Percentile (Annual)	50th Percentile (Annual)	75th Percentile (Annual)	90th Percentile (Annual)
17-2111	Health and safety engineers, except mining safety engineers and inspectors	250	17.23	\$34.68	\$72,124	7.33	\$20.23	\$25.26	\$32.08	\$43.06	\$51.41	\$42,074	\$52,544	\$66,733	\$89,570	\$106,937
17-2112	Industrial engineers	1,610	9.07	\$37.87	\$78,763	2.83	\$24.27	\$30.66	\$36.64	\$44.78	\$55.70	\$50,474	\$63,773	\$76,209	\$93,146	\$115,849
17-2131	Materials engineers	350	26.86	\$44.56	\$92,682	5.2	\$27.14	\$34.01	\$44.08	\$57.67	\$64.16	\$56,461	\$70,748	\$91,681	\$119,954	\$133,448
17-2141	Mechanical engineers	1,430	9.29	\$42.64	\$88,686	6.99	\$23.58	\$29.58	\$37.21	\$47.77	\$64.42	\$49,056	\$61,526	\$77,394	\$99,352	\$133,986
17-2151	Mining and geological engineers, including mining safety engineers	290	13.54	\$47.86	\$99,554	3.77	\$30.31	\$37.43	\$46.43	\$58.15	#	\$63,050	\$77,856	\$96,577	\$120,957	#
17-2171	Petroleum engineers	640	22.48	\$70.82	\$147,307	9.5	\$38.20	\$47.23	\$66.69	#	#	\$79,447	\$98,234	\$138,718	#	#
17-2199	Engineers, all other	1,150	9.53	\$42.29	\$87,954	2.63	\$25.25	\$32.66	\$42.11	\$52.23	\$61.28	\$52,510	\$67,924	\$87,584	\$108,638	\$127,460
17-3011	Architectural and civil drafters	1,340	16.48	\$22.98	\$47,789	2.88	\$15.57	\$18.96	\$22.55	\$25.86	\$31.72	\$32,384	\$39,431	\$46,913	\$53,791	\$65,980
17-3012	Electrical and electronics drafters	300	8	\$25.85	\$53,764	3.12	\$16.65	\$20.30	\$25.66	\$30.44	\$36.20	\$34,626	\$42,219	\$53,372	\$63,317	\$75,292
17-3013	Mechanical drafters	360	15.28	\$26.16	\$54,423	3.11	\$16.89	\$20.50	\$25.07	\$31.24	\$37.65	\$35,136	\$42,640	\$52,137	\$64,975	\$78,302
17-3019	Drafters, all other	330	43.75	\$26.11	\$54,301	7.96	\$14.47	\$18.63	\$26.53	\$33.41	\$38.15	\$30,106	\$38,741	\$55,181	\$69,488	\$79,352
17-3022	Civil engineering technicians	790	13.7	\$23.53	\$48,941	3.6	\$14.59	\$18.26	\$23.07	\$28.52	\$34.11	\$30,351	\$37,991	\$47,989	\$59,318	\$70,941
17-3023	Electrical and electronic engineering technicians	1,050	10.68	\$27.00	\$56,157	2.83	\$18.56	\$22.04	\$26.49	\$30.97	\$37.33	\$38,610	\$45,834	\$55,106	\$64,414	\$77,643
17-3024	Electro-mechanical technicians	#	#	\$22.02	\$45,801	4.43	\$16.61	\$18.38	\$21.15	\$25.37	\$28.85	\$34,548	\$38,238	\$43,995	\$52,770	\$60,015
17-3025	Environmental engineering technicians	480	37.61	\$20.77	\$43,207	5.39	\$11.81	\$13.86	\$19.20	\$26.11	\$32.99	\$24,567	\$28,824	\$39,940	\$54,298	\$68,620
17-3026	Industrial engineering technicians	340	12.1	\$24.20	\$50,341	2.71	\$14.68	\$17.26	\$23.23	\$29.86	\$35.75	\$30,525	\$35,898	\$48,321	\$62,103	\$74,355
17-3027	Mechanical engineering technicians	120	22.04	\$26.81	\$55,758	3.6	\$15.53	\$21.20	\$25.44	\$30.58	\$41.79	\$32,312	\$44,105	\$52,910	\$63,609	\$86,914
17-3029	Engineering technicians, except drafters, all other	760	5.99	\$24.37	\$50,699	5.52	\$15.47	\$18.49	\$23.78	\$29.83	\$35.57	\$32,182	\$38,462	\$49,459	\$62,049	\$73,992
17-3031	Surveying and mapping technicians	860	19.9	\$19.91	\$41,420	5.51	\$12.50	\$14.34	\$18.94	\$24.15	\$30.21	\$25,992	\$29,824	\$39,399	\$50,223	\$62,843
19-0000	Life, Physical, and Social Science Occupations	14,110	4	\$30.97	\$64,424	2.55	\$14.53	\$19.54	\$28.38	\$39.46	\$51.55	\$30,217	\$40,634	\$59,026	\$82,077	\$107,217
19-1012	Food scientists and technologists	50	15.01	\$31.21	\$64,911	4.57	\$18.49	\$23.95	\$30.39	\$39.47	\$44.57	\$38,456	\$49,825	\$63,218	\$82,106	\$92,715
19-1013	Soil and plant scientists	320	39.01	\$29.05	\$60,433	9.86	\$17.19	\$18.96	\$27.37	\$37.03	\$47.85	\$35,760	\$39,436	\$56,931	\$77,021	\$99,535
19-1021	Biochemists and biophysicists	220	33.64	\$34.29	\$71,313	10.18	\$16.04	\$18.61	\$33.79	\$41.26	\$53.19	\$33,374	\$38,715	\$70,285	\$85,828	\$110,639
19-1022	Microbiologists	160	19.43	\$32.74	\$68,092	7.81	\$17.04	\$22.16	\$34.31	\$41.50	\$47.83	\$35,450	\$46,099	\$71,369	\$86,326	\$99,491
19-1023	Zoologists and wildlife biologists	60	10.84	\$27.27	\$56,729	5.95	\$14.05	\$17.42	\$25.80	\$35.30	\$45.66	\$29,215	\$36,227	\$53,672	\$73,416	\$94,982
19-1029	Biological scientists, all other	120	0.02	\$34.16	\$71,049	1.74	\$25.57	\$29.26	\$34.10	\$38.51	\$45.81	\$53,177	\$60,864	\$70,934	\$80,093	\$95,294
19-1031	Conservation scientists	110	11.83	\$32.38	\$67,340	4.79	\$17.18	\$20.26	\$28.63	\$42.98	\$56.49	\$35,732	\$42,134	\$59,549	\$89,395	\$117,492
19-1032	Foresters	30	0.07	\$29.52	\$61,401	3.64	\$20.05	\$21.82	\$25.10	\$31.38	\$39.05	\$41,699	\$45,393	\$52,205	\$65,271	\$81,220
19-1042	Medical scientists, except epidemiologists	190	17.74	\$37.58	\$78,171	6.79	\$19.47	\$25.78	\$33.89	\$46.42	\$62.13	\$40,505	\$53,624	\$70,495	\$96,549	\$129,235
19-2021	Atmospheric and space scientists	#	#	\$21.56	\$44,841	4.97	\$16.14	\$17.03	\$18.46	\$19.77	\$36.61	\$33,564	\$35,414	\$38,388	\$41,123	\$76,148

Data unavailable

Occupational Code	Occupational Title	Employment Estimate	Employment Percentage Relative Standard Error	Average Hourly Wage	Average Annual Wage	Wage Percentage Relative Standard Error	10th Percentile (Hourly)	25th Percentile (Hourly)	50th Percentile (Hourly)	75th Percentile (Hourly)	90th Percentile (Hourly)	10th Percentile (Annual)	25th Percentile (Annual)	50th Percentile (Annual)	75th Percentile (Annual)	90th Percentile (Annual)
19-2031	Chemists	690	10.1	\$33.54	\$69,756	5.49	\$17.86	\$23.70	\$30.56	\$42.59	\$55.26	\$37,144	\$49,301	\$63,570	\$88,593	\$114,947
19-2032	Materials scientists	60	18.74	\$37.36	\$77,710	1.64	\$23.57	\$29.30	\$35.80	\$44.13	\$56.05	\$49,036	\$60,944	\$74,459	\$91,788	\$116,575
19-2041	Environmental scientists and specialists, including health	1,620	12.37	\$35.37	\$73,570	4.59	\$19.48	\$25.37	\$31.95	\$43.39	\$57.30	\$40,509	\$52,773	\$66,463	\$90,252	\$119,192
19-2042	Geoscientists, except hydrologists and geographers	1,140	13.43	\$50.82	\$105,696	4.61	\$25.97	\$36.21	\$49.17	\$66.26	#	\$54,008	\$75,311	\$102,264	\$137,824	#
19-2043	Hydrologists	220	23.51	\$38.55	\$80,186	2.41	\$24.60	\$31.52	\$38.48	\$45.96	\$53.80	\$51,171	\$65,555	\$80,046	\$95,604	\$111,904
19-2099	Physical scientists, all other	460	15.19	\$40.26	\$83,741	2.3	\$22.90	\$31.02	\$41.67	\$48.62	\$58.24	\$47,636	\$64,522	\$86,682	\$101,120	\$121,139
19-3011	Economists	50	4.32	\$41.08	\$85,438	2.7	\$24.43	\$34.48	\$40.24	\$46.79	\$54.29	\$50,813	\$71,728	\$83,707	\$97,319	\$112,915
19-3021	Market research analysts	#	#	\$33.14	\$68,936	4.72	\$16.34	\$22.88	\$32.81	\$41.57	\$51.21	\$33,990	\$47,593	\$68,236	\$86,467	\$106,526
19-3022	Survey researchers	430	35.09	\$12.07	\$25,101	20.8	\$7.05	\$7.36	\$10.80	\$13.97	\$19.68	\$14,674	\$15,313	\$22,465	\$29,065	\$40,944
19-3031	Clinical, counseling, and school psychologists	1,060	8.01	\$32.39	\$67,364	3.25	\$18.71	\$25.80	\$31.76	\$39.03	\$47.52	\$38,909	\$53,658	\$66,056	\$81,185	\$98,840
19-3039	Psychologists, all other	50	23.8	\$35.24	\$73,298	4.92	\$20.33	\$22.99	\$34.17	\$45.75	\$54.18	\$42,281	\$47,811	\$71,075	\$95,164	\$112,695
19-3041	Sociologists	#	#	\$22.05	\$45,869	2.33	\$16.84	\$17.94	\$19.78	\$24.25	\$30.41	\$35,028	\$37,321	\$41,142	\$50,435	\$63,261
19-3051	Urban and regional planners	340	11.85	\$31.48	\$65,470	1.66	\$21.53	\$26.14	\$31.57	\$37.17	\$41.83	\$44,779	\$54,363	\$65,658	\$77,303	\$86,999
19-3091	Anthropologists and archeologists	90	33.2	\$24.83	\$51,644	9.52	\$16.86	\$19.07	\$22.00	\$24.81	\$40.94	\$35,061	\$39,671	\$45,768	\$51,611	\$85,146
19-3093	Historians	30	30.45	\$29.75	\$61,879	3.78	\$17.00	\$23.42	\$26.82	\$37.11	\$48.15	\$35,362	\$48,708	\$55,789	\$77,182	\$100,161
19-3099	Social scientists and related workers, all other	200	25.67	\$34.72	\$72,225	1.83	\$22.25	\$28.07	\$34.82	\$41.22	\$48.33	\$46,288	\$58,389	\$72,436	\$85,738	\$100,525
19-4011	Agricultural and food science technicians	20	31.47	\$18.53	\$38,551	5.65	\$12.60	\$14.52	\$18.02	\$22.99	\$26.28	\$26,216	\$30,195	\$37,480	\$47,810	\$54,652
19-4031	Chemical technicians	600	17.34	\$18.96	\$39,428	2.24	\$12.48	\$14.53	\$18.56	\$22.77	\$27.26	\$25,963	\$30,218	\$38,595	\$47,364	\$56,694
19-4041	Geological and petroleum technicians	460	18.81	\$29.06	\$60,454	4.97	\$14.06	\$20.11	\$28.74	\$36.57	\$42.87	\$29,252	\$41,831	\$59,785	\$76,067	\$89,163
19-4061	Social science research assistants	#	#	\$21.01	\$43,711	5.82	\$13.82	\$16.43	\$21.42	\$24.83	\$28.78	\$28,755	\$34,172	\$44,549	\$51,652	\$59,867
19-4091	Environmental science and protection technicians, including health	570	25.03	\$19.02	\$39,552	4.51	\$12.79	\$13.91	\$16.32	\$23.66	\$28.50	\$26,600	\$28,935	\$33,944	\$49,210	\$59,281
19-4092	Forensic science technicians	160	7.1	\$25.92	\$53,905	1.18	\$18.58	\$21.50	\$25.86	\$30.19	\$34.79	\$38,640	\$44,729	\$53,782	\$62,797	\$72,362
19-4093	Forest and conservation technicians	70	6.85	\$18.38	\$38,236	1.46	\$12.53	\$14.06	\$17.37	\$22.06	\$26.34	\$26,069	\$29,244	\$36,137	\$45,877	\$54,781
19-4099	Life, physical, and social science technicians, all other	640	24.43	\$20.09	\$41,792	5.8	\$11.05	\$13.93	\$20.17	\$25.13	\$29.51	\$22,984	\$28,984	\$41,945	\$52,273	\$61,380
21-0000	Community and Social Services Occupations	13,450	6.08	\$19.83	\$41,254	1.97	\$11.98	\$14.43	\$18.45	\$23.98	\$30.80	\$24,914	\$30,020	\$38,372	\$49,886	\$64,054
21-1011	Substance abuse and behavioral disorder counselors	330	30.72	\$15.32	\$31,866	4.83	\$9.89	\$11.98	\$14.38	\$17.80	\$22.55	\$20,574	\$24,914	\$29,911	\$37,028	\$46,900
21-1012	Educational, vocational, and school counselors	1,390	8.7	\$23.89	\$49,681	3.23	\$15.35	\$18.15	\$23.19	\$30.13	\$35.72	\$31,931	\$37,746	\$48,230	\$62,664	\$74,295
21-1013	Marriage and family therapists	60	45.5	\$18.93	\$39,365	7.63	\$13.12	\$14.49	\$17.49	\$22.55	\$28.10	\$27,281	\$30,148	\$36,388	\$46,904	\$58,440
21-1014	Mental health counselors	1,480	17.92	\$16.75	\$34,832	3.37	\$11.98	\$13.19	\$15.06	\$19.73	\$24.95	\$24,914	\$27,425	\$31,328	\$41,040	\$51,897
21-1015	Rehabilitation counselors	490	22.04	\$16.91	\$35,166	6.13	\$9.78	\$11.60	\$15.37	\$21.53	\$26.53	\$20,343	\$24,131	\$31,972	\$44,785	\$55,176

Data unavailable

Occupational Code	Occupational Title	Employment Estimate	Employment Percentage Relative Standard Error	Average Hourly Wage	Average Annual Wage	Wage Percentage Relative Standard Error	10th Percentile (Hourly)	25th Percentile (Hourly)	50th Percentile (Hourly)	75th Percentile (Hourly)	90th Percentile (Hourly)	10th Percentile (Annual)	25th Percentile (Annual)	50th Percentile (Annual)	75th Percentile (Annual)	90th Percentile (Annual)
21-1021	Child, family, and school social workers	1,900	8.36	\$23.25	\$48,358	2.83	\$13.97	\$16.86	\$21.48	\$28.61	\$36.79	\$29,061	\$35,071	\$44,677	\$59,512	\$76,516
21-1022	Medical and public health social workers	950	11.2	\$22.43	\$46,652	1.47	\$16.60	\$18.90	\$21.70	\$25.22	\$29.54	\$34,536	\$39,315	\$45,135	\$52,449	\$61,436
21-1023	Mental health and substance abuse social workers	1,000	13.67	\$16.46	\$34,246	2.96	\$11.52	\$13.07	\$15.05	\$18.48	\$23.92	\$23,963	\$27,177	\$31,301	\$38,442	\$49,744
21-1029	Social workers, all other	660	22.16	\$20.21	\$42,030	4.06	\$12.87	\$15.65	\$18.67	\$24.10	\$30.13	\$26,780	\$32,548	\$38,834	\$50,127	\$62,677
21-1091	Health educators	410	18.24	\$24.91	\$51,806	3.43	\$15.99	\$18.16	\$22.93	\$30.57	\$38.63	\$33,254	\$37,774	\$47,686	\$63,581	\$80,346
21-1092	Probation officers and correctional treatment specialists	770	12.01	\$26.43	\$54,981	2.95	\$18.40	\$21.54	\$26.10	\$31.56	\$36.51	\$38,279	\$44,798	\$54,278	\$65,651	\$75,938
21-1093	Social and human service assistants	1,710	7.13	\$15.76	\$32,785	2.64	\$10.23	\$12.26	\$15.39	\$18.87	\$22.40	\$21,277	\$25,507	\$32,007	\$39,260	\$46,598
21-1099	Community and social service specialists, all other	1,700	37.67	\$18.27	\$38,001	2.31	\$13.04	\$14.82	\$17.33	\$20.85	\$25.36	\$27,113	\$30,817	\$36,054	\$43,366	\$52,741
21-2011	Clergy	160	17.01	\$26.37	\$54,848	10	\$14.25	\$18.61	\$23.55	\$30.40	\$38.75	\$29,646	\$38,699	\$48,974	\$63,241	\$80,609
21-2021	Directors, religious activities and education	130	40.82	\$19.75	\$41,083	5.89	\$8.84	\$15.84	\$20.13	\$24.66	\$28.93	\$18,377	\$32,939	\$41,868	\$51,300	\$60,174
21-2099	Religious workers, all other	20	46.14	\$20.27	\$42,160	19.73	\$8.34	\$12.31	\$18.50	\$27.21	\$36.98	\$17,339	\$25,604	\$38,485	\$56,600	\$76,913
23-0000	Legal Occupations	12,890	3.75	\$43.02	\$89,482	2.86	\$17.88	\$23.21	\$34.33	\$56.52	#	\$37,183	\$48,283	\$71,399	\$117,564	#
23-1011	Lawyers	7,420	4.19	\$55.83	\$116,124	3.49	\$25.10	\$34.92	\$50.08	#	#	\$52,208	\$72,628	\$104,163	#	#
23-1022	Arbitrators, mediators, and conciliators	#	#	\$35.96	\$74,801	11.19	\$18.73	\$24.67	\$30.16	\$52.92	\$59.55	\$38,962	\$51,314	\$62,735	\$110,064	\$123,863
23-1023	Judges, magistrate judges, and magistrates	230	2.85	\$53.44	\$111,161	2.9	\$42.71	\$49.42	\$55.02	\$60.08	\$63.50	\$88,832	\$102,787	\$114,433	\$124,974	\$132,081
23-2011	Paralegals and legal assistants	3,490	9.4	\$23.17	\$48,192	2.11	\$14.89	\$18.47	\$22.34	\$27.64	\$32.07	\$30,973	\$38,413	\$46,459	\$57,499	\$66,699
23-2091	Court reporters	330	35.14	\$29.29	\$60,933	10.12	\$17.72	\$21.92	\$26.91	\$32.59	\$42.96	\$36,865	\$45,602	\$55,971	\$67,795	\$89,354
23-2092	Law clerks	#	#	\$19.19	\$39,914	6.32	\$12.89	\$14.42	\$19.00	\$22.03	\$24.36	\$26,819	\$29,989	\$39,530	\$45,813	\$50,669
23-2093	Title examiners, abstractors, and searchers	580	20.21	\$27.43	\$57,057	5.93	\$14.42	\$18.63	\$23.78	\$30.93	\$39.25	\$29,995	\$38,759	\$49,469	\$64,324	\$81,639
23-2099	Legal support workers, all other	#	#	\$23.25	\$48,358	6.88	\$14.61	\$17.27	\$22.23	\$28.02	\$31.42	\$30,388	\$35,925	\$46,237	\$58,275	\$65,363
25-0000	Education, Training, and Library Occupations	61,300	1.78	\$22.95	\$47,744	3.38	\$11.29	\$14.92	\$20.50	\$28.34	\$36.14	\$23,482	\$31,039	\$42,646	\$58,954	\$75,166
25-1011	Business teachers, postsecondary	660	15.49	#	\$70,224	7.07	#	#	#	#	#	\$38,442	\$46,013	\$57,080	\$91,674	\$120,905
25-1021	Computer science teachers, postsecondary	240	25.22	#	\$61,171	5.57	#	#	#	#	#	\$34,755	\$42,535	\$52,415	\$77,658	\$97,345
25-1022	Mathematical science teachers, postsecondary	210	14.32	#	\$55,929	7.33	#	#	#	#	#	\$34,705	\$38,633	\$49,342	\$67,475	\$92,372
25-1032	Engineering teachers, postsecondary	370	0.78	#	\$75,847	1.5	#	#	#	#	#	\$41,123	\$53,727	\$73,237	\$94,420	\$115,564
25-1042	Biological science teachers, postsecondary	140	12.67	#	\$55,641	4.46	#	#	#	#	#	\$35,253	\$40,274	\$49,622	\$65,425	\$88,219
25-1051	Atmospheric, earth, marine, and space sciences teachers, postsecondary	60	12.14	#	\$52,826	6.37	#	#	#	#	#	\$34,725	\$37,952	\$45,055	\$63,957	\$88,725
25-1052	Chemistry teachers, postsecondary	130	11.71	#	\$80,797	6.92	#	#	#	#	#	\$39,220	\$51,973	\$70,447	\$112,191	\$134,059
25-1053	Environmental science teachers, postsecondary	30	31.64	#	#	#	#	#	#	#	#	#	#	#	#	#
25-1054	Physics teachers, postsecondary	90	14.34	#	\$97,215	11.25	#	#	#	#	#	\$42,745	\$51,536	\$73,951	\$121,996	#

Data unavailable

Occupational Code	Occupational Title	Employment Estimate	Employment Percentage Relative Standard Error	Average Hourly Wage	Average Annual Wage	Wage Percentage Relative Standard Error	10th Percentile (Hourly)	25th Percentile (Hourly)	50th Percentile (Hourly)	75th Percentile (Hourly)	90th Percentile (Hourly)	10th Percentile (Annual)	25th Percentile (Annual)	50th Percentile (Annual)	75th Percentile (Annual)	90th Percentile (Annual)
25-1061	Anthropology and archeology teachers, postsecondary	70	14.59	#	\$58,509	5.26	#	#	#	#	#	\$36,811	\$41,867	\$57,264	\$69,855	\$84,001
25-1062	Area, ethnic, and cultural studies teachers, postsecondary	70	30.88	#	\$66,619	12.74	#	#	#	#	#	\$35,470	\$39,378	\$54,302	\$89,070	\$124,631
25-1063	Economics teachers, postsecondary	90	21.03	#	\$70,799	3.38	#	#	#	#	#	\$39,229	\$54,560	\$67,933	\$84,271	\$105,000
25-1064	Geography teachers, postsecondary	40	8.54	#	\$60,933	2	#	#	#	#	#	\$40,041	\$50,908	\$59,526	\$71,300	\$82,172
25-1065	Political science teachers, postsecondary	140	13.27	#	\$61,807	4.55	#	#	#	#	#	\$36,567	\$42,863	\$57,584	\$71,928	\$98,963
25-1066	Psychology teachers, postsecondary	370	43.17	#	\$71,161	5.55	#	#	#	#	#	\$36,918	\$45,649	\$64,159	\$87,221	\$115,591
25-1067	Sociology teachers, postsecondary	70	14.83	#	\$56,179	5.58	#	#	#	#	#	\$35,572	\$40,915	\$55,294	\$64,773	\$80,176
25-1071	Health specialties teachers, postsecondary	2,300	7.88	#	#	#	#	#	#	#	#	#	#	#	#	#
25-1072	Nursing instructors and teachers, postsecondary	390	25.88	#	\$64,101	3.95	#	#	#	#	#	\$38,435	\$52,428	\$65,564	\$76,227	\$85,429
25-1081	Education teachers, postsecondary	350	35.81	#	\$56,845	4.77	#	#	#	#	#	\$37,454	\$48,170	\$55,097	\$63,131	\$78,556
25-1111	Criminal justice and law enforcement teachers, postsecondary	60	7.4	#	\$46,560	9.52	#	#	#	#	#	\$34,660	\$36,547	\$39,718	\$45,376	\$77,125
25-1121	Art, drama, and music teachers, postsecondary	520	14.78	#	\$54,072	4.63	#	#	#	#	#	\$35,001	\$39,382	\$49,843	\$61,192	\$79,112
25-1122	Communications teachers, postsecondary	200	4.33	#	\$48,243	4.86	#	#	#	#	#	\$35,113	\$37,835	\$42,631	\$58,013	\$67,607
25-1123	English language and literature teachers, postsecondary	380	11.98	#	\$51,380	4.08	#	#	#	#	#	\$34,626	\$38,434	\$46,157	\$64,038	\$76,315
25-1124	Foreign language and literature teachers, postsecondary	260	22.02	#	\$57,168	6.48	#	#	#	#	#	\$34,799	\$39,056	\$55,668	\$70,251	\$81,078
25-1125	History teachers, postsecondary	180	23.39	#	\$45,426	8.3	#	#	#	#	#	\$27,243	\$30,185	\$38,516	\$56,824	\$75,913
25-1126	Philosophy and religion teachers, postsecondary	120	17.45	#	\$54,870	7.78	#	#	#	#	#	\$34,283	\$38,223	\$50,481	\$63,295	\$85,601
25-1193	Recreation and fitness studies teachers, postsecondary	90	21.91	#	\$49,532	5.33	#	#	#	#	#	\$34,812	\$38,055	\$43,340	\$57,873	\$76,627
25-1194	Vocational education teachers, postsecondary	1,290	23.6	\$19.63	\$40,839	7.82	\$12.47	\$14.49	\$17.57	\$22.29	\$34.45	\$25,937	\$30,142	\$36,546	\$46,361	\$71,658
25-1199	Postsecondary teachers, all other	1,790	39.69	#	\$64,847	6.31	#	#	#	#	#	\$27,502	\$40,314	\$54,583	\$83,836	\$119,180
25-2011	Preschool teachers, except special education	2,520	16.19	\$11.78	\$24,512	4.43	\$7.19	\$8.21	\$11.57	\$13.85	\$15.82	\$14,946	\$17,077	\$24,058	\$28,817	\$32,906
25-2012	Kindergarten teachers, except special education	1,250	3.32	#	\$46,277	1.47	#	#	#	#	#	\$30,939	\$35,705	\$44,107	\$56,597	\$66,338
25-2021	Elementary school teachers, except special education	9,820	0.69	#	\$48,820	1.52	#	#	#	#	#	\$33,204	\$37,930	\$47,485	\$59,166	\$69,544
25-2022	Middle school teachers, except special and vocational education	5,740	1.11	#	\$49,622	1.44	#	#	#	#	#	\$33,641	\$38,504	\$48,382	\$60,241	\$70,531
25-2031	Secondary school teachers, except special and vocational education	7,830	1.77	#	\$50,409	1.48	#	#	#	#	#	\$34,169	\$39,469	\$49,392	\$60,981	\$71,389
25-2032	Vocational education teachers, secondary school	#	#	#	\$56,058	1.61	#	#	#	#	#	\$38,743	\$46,157	\$56,036	\$66,512	\$76,286

Data unavailable

Occupational Code	Occupational Title	Employment Estimate	Employment Percentage Relative Standard Error	Average Hourly Wage	Average Annual Wage	Wage Percentage Relative Standard Error	10th Percentile (Hourly)	25th Percentile (Hourly)	50th Percentile (Hourly)	75th Percentile (Hourly)	90th Percentile (Hourly)	10th Percentile (Annual)	25th Percentile (Annual)	50th Percentile (Annual)	75th Percentile (Annual)	90th Percentile (Annual)
25-2041	Special education teachers, preschool, kindergarten, and elementary school	1,340	1.32	#	\$53,230	1.61	#	#	#	#	#	\$35,046	\$41,557	\$52,904	\$64,745	\$75,312
25-2042	Special education teachers, middle school	640	0.55	#	\$51,377	1.12	#	#	#	#	#	\$34,314	\$40,140	\$50,759	\$62,091	\$72,739
25-2043	Special education teachers, secondary school	760	2.1	#	\$52,600	1.27	#	#	#	#	#	\$34,847	\$41,323	\$52,706	\$63,804	\$74,059
25-3011	Adult literacy, remedial education, and ged teachers and instructors	330	27.2	\$18.28	\$38,014	2.88	\$13.71	\$15.50	\$17.82	\$20.79	\$23.88	\$28,527	\$32,246	\$37,064	\$43,236	\$49,679
25-3021	Self-enrichment education teachers	1,700	16.24	\$17.83	\$37,096	5.7	\$10.31	\$11.96	\$15.79	\$23.59	\$27.80	\$21,452	\$24,884	\$32,841	\$49,076	\$57,823
25-3099	Teachers and instructors, all other	3,690	3.53	\$21.79	\$45,313	1.97	\$13.65	\$15.48	\$19.90	\$27.47	\$33.36	\$28,397	\$32,205	\$41,388	\$57,142	\$69,390
25-4011	Archivists	30	22.17	\$24.77	\$51,515	3.88	\$15.87	\$18.75	\$23.75	\$30.89	\$35.24	\$33,000	\$38,996	\$49,397	\$64,243	\$73,299
25-4012	Curators	#	#	\$26.86	\$55,862	2.59	\$17.84	\$21.00	\$25.98	\$31.12	\$38.50	\$37,108	\$43,681	\$54,028	\$64,726	\$80,089
25-4021	Librarians	1,350	7.81	\$27.30	\$56,785	3.5	\$16.49	\$20.22	\$25.67	\$33.29	\$41.79	\$34,300	\$42,055	\$53,397	\$69,235	\$86,920
25-4031	Library technicians	1,170	12.61	\$14.66	\$30,486	2.12	\$10.27	\$12.02	\$14.36	\$17.09	\$19.78	\$21,366	\$25,006	\$29,870	\$35,538	\$41,132
25-9011	Audio-visual collections specialists	10	17.25	\$22.84	\$47,517	5.76	\$15.34	\$18.13	\$22.76	\$26.27	\$30.79	\$31,904	\$37,712	\$47,349	\$54,645	\$64,051
25-9031	Instructional coordinators	940	5.56	\$29.88	\$62,142	1.7	\$19.43	\$24.99	\$29.83	\$35.50	\$40.66	\$40,423	\$51,972	\$62,051	\$73,849	\$84,575
25-9041	Teacher assistants	8,910	3.85	#	\$25,629	1.68	#	#	#	#	#	\$18,621	\$21,696	\$25,121	\$29,118	\$33,028
25-9099	Education, training, and library workers, all other	1,290	1.56	\$12.73	\$26,471	7.04	\$10.01	\$10.51	\$11.34	\$12.17	\$18.72	\$20,820	\$21,857	\$23,586	\$25,314	\$38,936
27-0000	Arts, Design, Entertainment, Sports, and Media Occupations	21,200	3.68	\$23.54	\$48,957	1.92	\$8.80	\$13.65	\$20.76	\$29.85	\$40.90	\$18,298	\$28,402	\$43,176	\$62,094	\$85,076
27-1011	Art directors	290	15.11	\$35.94	\$74,754	4.22	\$18.67	\$27.25	\$33.95	\$40.77	\$55.16	\$38,833	\$56,680	\$70,622	\$84,800	\$114,735
27-1012	Craft artists	#	#	\$13.24	\$27,548	12.16	\$7.89	\$12.66	\$13.68	\$14.70	\$15.30	\$16,406	\$26,336	\$28,454	\$30,567	\$31,826
27-1013	Fine artists, including painters, sculptors, and illustrators	50	18.72	\$18.65	\$38,791	14.72	\$7.10	\$7.47	\$14.63	\$28.42	\$34.71	\$14,764	\$15,538	\$30,426	\$59,123	\$72,192
27-1014	Multi-media artists and animators	#	#	\$24.48	\$50,918	3.29	\$16.27	\$20.11	\$22.88	\$28.76	\$35.76	\$33,836	\$41,839	\$47,586	\$59,823	\$74,372
27-1019	Artists and related workers, all other	70	0.04	\$15.52	\$32,287	2.57	\$6.97	\$7.16	\$7.46	\$20.95	\$32.45	\$14,503	\$14,886	\$15,523	\$43,568	\$67,491
27-1021	Commercial and industrial designers	290	35.93	\$24.72	\$51,407	4.27	\$15.08	\$18.76	\$23.03	\$29.32	\$38.60	\$31,375	\$39,014	\$47,893	\$60,993	\$80,294
27-1022	Fashion designers	30	45.99	\$21.92	\$45,599	13.96	\$15.91	\$16.93	\$18.62	\$27.74	\$33.79	\$33,095	\$35,212	\$38,725	\$57,707	\$70,287
27-1023	Floral designers	410	14.22	\$11.94	\$24,838	4.41	\$8.62	\$9.82	\$11.75	\$13.93	\$15.70	\$17,933	\$20,431	\$24,444	\$28,978	\$32,650
27-1024	Graphic designers	1,940	7.47	\$21.23	\$44,161	2.3	\$12.38	\$15.64	\$19.95	\$26.41	\$32.04	\$25,756	\$32,541	\$41,489	\$54,925	\$66,642
27-1025	Interior designers	900	13.3	\$21.91	\$45,569	5.21	\$11.80	\$15.58	\$20.32	\$26.90	\$34.73	\$24,534	\$32,398	\$42,259	\$55,955	\$72,228
27-1026	Merchandise displayers and window trimmers	620	22.57	\$11.86	\$24,659	5.7	\$8.38	\$9.36	\$11.24	\$13.76	\$16.70	\$17,434	\$19,469	\$23,386	\$28,615	\$34,729
27-1027	Set and exhibit designers	30	20.85	\$18.46	\$38,406	8.66	\$10.00	\$11.69	\$14.20	\$24.83	\$34.39	\$20,792	\$24,312	\$29,537	\$51,648	\$71,532
27-1029	Designers, all other	20	19.82	\$20.85	\$43,371	9.13	\$9.36	\$15.92	\$20.66	\$24.16	\$28.56	\$19,459	\$33,109	\$42,975	\$50,245	\$59,408
27-2011	Actors	60	4.71	\$21.20	#	9.87	\$10.55	\$17.12	\$21.92	\$24.24	\$26.31	#	#	#	#	#

Data unavailable

Occupational Code	Occupational Title	Employment Estimate	Employment Percentage Relative Standard Error	Average Hourly Wage	Average Annual Wage	Wage Percentage Relative Standard Error	10th Percentile (Hourly)	25th Percentile (Hourly)	50th Percentile (Hourly)	75th Percentile (Hourly)	90th Percentile (Hourly)	10th Percentile (Annual)	25th Percentile (Annual)	50th Percentile (Annual)	75th Percentile (Annual)	90th Percentile (Annual)
27-2012	Producers and directors	900	20.73	\$31.62	\$65,765	4.29	\$14.84	\$18.83	\$26.58	\$41.26	\$56.79	\$30,873	\$39,167	\$55,279	\$85,823	\$118,119
27-2021	Athletes and sports competitors	40	10.29	#	\$37,454	2.33	#	#	#	#	#	\$20,405	\$25,915	\$32,116	\$43,191	\$67,733
27-2022	Coaches and scouts	1,960	13.18	#	\$32,470	7.01	#	#	#	#	#	\$16,435	\$18,331	\$23,707	\$38,793	\$52,241
27-2023	Umpires, referees, and other sports officials	350	11.75	#	\$24,032	2.19	#	#	#	#	#	\$16,712	\$19,438	\$22,136	\$25,736	\$34,955
27-2031	Dancers	620	15.52	\$10.28	#	13.63	\$6.93	\$7.04	\$7.23	\$7.60	\$21.62	#	#	#	#	#
27-2041	Music directors and composers	100	44.61	\$13.89	\$28,887	12.59	\$7.11	\$7.50	\$14.19	\$19.04	\$22.46	\$14,788	\$15,598	\$29,512	\$39,609	\$46,723
27-2042	Musicians and singers	640	19.85	\$19.31	#	22.15	\$7.10	\$7.61	\$17.07	\$25.84	\$38.96	#	#	#	#	#
27-2099	Entertainers and performers, sports and related workers, all other	220	15.76	\$21.91	#	13.65	\$7.99	\$9.17	\$14.69	\$22.01	\$32.76	#	#	#	#	#
27-3011	Radio and television announcers	#	#	\$24.38	\$50,707	9.72	\$10.37	\$13.43	\$17.13	\$25.92	\$48.55	\$21,562	\$27,930	\$35,628	\$53,905	\$100,977
27-3012	Public address system and other announcers	100	20.92	\$15.71	\$32,677	16.62	\$7.16	\$8.00	\$9.96	\$22.03	\$34.19	\$14,885	\$16,648	\$20,725	\$45,819	\$71,108
27-3021	Broadcast news analysts	120	20.67	\$52.80	\$109,825	14.06	\$15.21	\$20.93	\$39.93	#	#	\$31,627	\$43,531	\$83,052	#	#
27-3022	Reporters and correspondents	430	25.51	\$28.09	\$58,425	12.09	\$10.82	\$14.29	\$23.81	\$35.22	\$47.66	\$22,516	\$29,726	\$49,531	\$73,261	\$99,138
27-3031	Public relations specialists	4,530	7.06	\$30.09	\$62,584	2.99	\$15.99	\$19.70	\$26.04	\$37.29	\$52.86	\$33,264	\$40,966	\$54,153	\$77,561	\$109,957
27-3041	Editors	1,160	14.94	\$27.24	\$56,656	2.66	\$17.90	\$20.72	\$25.67	\$32.78	\$40.30	\$37,234	\$43,088	\$53,397	\$68,178	\$83,828
27-3042	Technical writers	700	13.53	\$31.17	\$64,838	1.48	\$20.46	\$25.06	\$30.80	\$37.26	\$43.40	\$42,553	\$52,115	\$64,063	\$77,507	\$90,267
27-3043	Writers and authors	450	18.71	\$30.95	\$64,366	8.16	\$14.42	\$18.48	\$26.66	\$34.60	\$50.48	\$29,995	\$38,440	\$55,455	\$71,969	\$104,997
27-3091	Interpreters and translators	430	23.21	\$21.86	\$45,477	2.66	\$15.02	\$18.18	\$21.48	\$25.84	\$30.01	\$31,239	\$37,808	\$44,671	\$53,740	\$62,416
27-3099	Media and communication workers, all other	340	14.82	\$22.39	\$46,580	3.32	\$9.32	\$14.15	\$19.84	\$27.23	\$40.14	\$19,390	\$29,432	\$41,267	\$56,632	\$83,499
27-4011	Audio and video equipment technicians	440	13.3	\$15.78	\$32,829	6.94	\$9.64	\$10.73	\$13.96	\$20.27	\$24.90	\$20,049	\$22,323	\$29,041	\$42,161	\$51,799
27-4012	Broadcast technicians	560	15.94	\$23.77	\$49,446	3.22	\$10.51	\$15.99	\$24.35	\$31.03	\$37.24	\$21,851	\$33,268	\$50,644	\$64,544	\$77,460
27-4014	Sound engineering technicians	100	21.92	\$16.62	\$34,577	9.14	\$8.28	\$9.61	\$13.71	\$20.89	\$30.88	\$17,225	\$19,993	\$28,510	\$43,452	\$64,229
27-4021	Photographers	580	22.93	\$16.68	\$34,685	11.42	\$7.05	\$7.35	\$13.48	\$25.36	\$32.10	\$14,661	\$15,281	\$28,044	\$52,752	\$66,759
27-4031	Camera operators, television, video, and motion picture	190	7.96	\$22.42	\$46,633	5.66	\$14.62	\$16.72	\$21.37	\$27.43	\$32.36	\$30,399	\$34,784	\$44,458	\$57,046	\$67,313
27-4032	Film and video editors	270	17.7	\$31.16	\$64,806	7.88	\$15.16	\$20.32	\$27.91	\$43.24	\$54.08	\$31,527	\$42,258	\$58,054	\$89,933	\$112,488
27-4099	Media and communication equipment workers, all other	280	35.19	\$25.87	\$53,810	7.25	\$11.38	\$14.71	\$23.51	\$35.78	\$45.30	\$23,666	\$30,600	\$48,907	\$74,415	\$94,230
29-0000	Healthcare Practitioners and Technical Occupations	54,170	2.09	\$32.78	\$68,178	1.83	\$15.17	\$20.32	\$28.52	\$36.94	\$52.32	\$31,558	\$42,273	\$59,321	\$76,844	\$108,836
29-1011	Chiropractors	380	22.95	#	#	#	#	#	#	#	#	#	#	#	#	#
29-1021	Dentists, general	610	25.93	\$80.02	\$166,447	7.17	\$44.83	\$53.49	#	#	#	\$93,238	\$111,261	#	#	#
29-1023	Orthodontists	#	#	\$62.54	\$130,091	15.55	\$26.15	\$28.63	#	#	#	\$54,397	\$59,553	#	#	#

Data unavailable

Occupational Code	Occupational Title	Employment Estimate	Employment Percentage Relative Standard Error	Average Hourly Wage	Average Annual Wage	Wage Percentage Relative Standard Error	10th Percentile (Hourly)	25th Percentile (Hourly)	50th Percentile (Hourly)	75th Percentile (Hourly)	90th Percentile (Hourly)	10th Percentile (Annual)	25th Percentile (Annual)	50th Percentile (Annual)	75th Percentile (Annual)	90th Percentile (Annual)
29-1029	Dentists, all other specialists	10	5.32	\$52.83	\$109,877	14.22	\$18.48	\$21.38	\$38.38	#	#	\$38,437	\$44,473	\$79,827	#	#
29-1031	Dietitians and nutritionists	430	38.78	\$20.57	\$42,781	2.18	\$15.10	\$16.42	\$18.81	\$24.75	\$28.99	\$31,402	\$34,162	\$39,121	\$51,480	\$60,289
29-1041	Optometrists	280	27.17	\$34.36	\$71,468	16.14	\$12.81	\$18.49	\$27.93	\$50.47	\$62.02	\$26,649	\$38,465	\$58,094	\$104,982	\$128,999
29-1051	Pharmacists	2,400	4.48	\$46.72	\$97,168	1.45	\$29.74	\$42.92	\$48.72	\$55.35	\$60.35	\$61,865	\$89,278	\$101,344	\$115,136	\$125,529
29-1061	Anesthesiologists	250	40.33	#	#	#	#	#	#	#	#	#	#	#	#	#
29-1062	Family and general practitioners	930	21.41	\$69.74	\$145,049	6.91	\$42.61	\$52.28	\$63.71	#	#	\$88,621	\$108,752	\$132,525	#	#
29-1063	Internists, general	210	31.73	#	#	#	\$61.81	#	#	#	#	\$128,563	#	#	#	#
29-1064	Obstetricians and gynecologists	250	41.95	\$87.48	\$181,958	8.89	\$35.28	#	#	#	#	\$73,391	#	#	#	#
29-1065	Pediatricians, general	160	27.66	\$80.44	\$167,307	9.98	\$53.71	\$61.47	#	#	#	\$111,726	\$127,849	#	#	#
29-1066	Psychiatrists	#	#	\$88.40	\$183,873	14.88	\$66.74	#	#	#	#	\$138,815	#	#	#	#
29-1067	Surgeons	480	17.46	\$88.25	\$183,563	8.71	\$41.10	\$62.00	#	#	#	\$85,486	\$128,965	#	#	#
29-1069	Physicians and surgeons, all other	2,380	8.45	\$57.18	\$118,926	10.9	\$17.16	\$19.44	\$32.74	#	#	\$35,690	\$40,444	\$68,105	#	#
29-1071	Physician assistants	740	15.08	\$37.86	\$78,740	2.09	\$27.63	\$33.21	\$38.48	\$44.12	\$48.47	\$57,471	\$69,069	\$80,038	\$91,770	\$100,810
29-1111	Registered nurses	19,800	3.89	\$30.87	\$64,213	1.28	\$21.91	\$26.42	\$31.04	\$35.72	\$39.49	\$45,575	\$54,958	\$64,562	\$74,288	\$82,148
29-1121	Audiologists	130	33.98	\$31.66	\$65,849	1.89	\$25.30	\$27.35	\$30.61	\$36.03	\$41.41	\$52,619	\$56,888	\$63,663	\$74,938	\$86,127
29-1122	Occupational therapists	950	15.89	\$29.82	\$62,030	1.77	\$22.29	\$25.58	\$29.07	\$33.56	\$39.00	\$46,358	\$53,203	\$60,459	\$69,803	\$81,130
29-1123	Physical therapists	1,590	10.6	\$29.98	\$62,362	2.23	\$21.12	\$25.51	\$28.93	\$34.04	\$42.38	\$43,927	\$53,067	\$60,165	\$70,793	\$88,154
29-1124	Radiation therapists	60	0.02	\$36.86	\$76,667	1.43	\$25.27	\$31.76	\$38.15	\$43.84	\$47.23	\$52,561	\$66,062	\$79,352	\$91,188	\$98,248
29-1125	Recreational therapists	70	8.74	\$19.38	\$40,307	2.89	\$12.82	\$15.14	\$19.15	\$23.41	\$26.73	\$26,662	\$31,487	\$39,830	\$48,698	\$55,591
29-1126	Respiratory therapists	630	7.53	\$23.99	\$49,904	1.39	\$18.83	\$21.08	\$24.09	\$27.30	\$29.57	\$39,157	\$43,838	\$50,113	\$56,793	\$61,500
29-1127	Speech-language pathologists	1,250	17.08	\$35.04	\$72,892	4.93	\$22.54	\$27.07	\$32.88	\$41.78	\$47.94	\$46,873	\$56,301	\$68,395	\$86,899	\$99,709
29-1129	Therapists, all other	30	2.63	\$26.90	\$55,943	2.51	\$20.15	\$22.32	\$25.83	\$29.77	\$37.52	\$41,912	\$46,427	\$53,723	\$61,927	\$78,048
29-1131	Veterinarians	650	6	\$34.74	\$72,266	4.94	\$20.80	\$25.87	\$32.71	\$41.22	\$48.47	\$43,268	\$53,811	\$68,032	\$85,730	\$100,808
29-1199	Health diagnosing and treating practitioners, all other	320	10.21	\$29.04	\$60,397	2.34	\$17.89	\$22.65	\$28.88	\$35.49	\$40.28	\$37,205	\$47,118	\$60,079	\$73,827	\$83,782
29-2011	Medical and clinical laboratory technologists	1,640	7.66	\$24.65	\$51,269	2.25	\$15.84	\$19.45	\$25.10	\$29.39	\$34.40	\$32,940	\$40,447	\$52,216	\$61,131	\$71,547
29-2012	Medical and clinical laboratory technicians	1,270	14.05	\$15.73	\$32,723	1.51	\$10.85	\$13.10	\$15.56	\$17.98	\$21.22	\$22,573	\$27,239	\$32,360	\$37,397	\$44,131
29-2021	Dental hygienists	1,340	24.34	\$36.33	\$75,570	2.96	\$29.18	\$33.18	\$37.03	\$41.60	\$46.20	\$60,688	\$69,022	\$77,028	\$86,535	\$96,094
29-2031	Cardiovascular technologists and technicians	340	25.23	\$22.10	\$45,971	3.47	\$12.79	\$15.22	\$18.97	\$29.43	\$35.84	\$26,611	\$31,662	\$39,448	\$61,212	\$74,543
29-2032	Diagnostic medical sonographers	270	12.71	\$34.37	\$71,479	2.48	\$26.21	\$29.84	\$34.30	\$39.17	\$45.07	\$54,524	\$62,065	\$71,334	\$81,472	\$93,750
29-2033	Nuclear medicine technologists	100	15.53	\$33.32	\$69,299	2.74	\$25.27	\$29.77	\$33.03	\$36.09	\$39.21	\$52,569	\$61,920	\$68,712	\$75,072	\$81,547
29-2034	Radiologic technologists and technicians	1,400	11.48	\$25.62	\$53,294	2.44	\$17.75	\$20.76	\$25.87	\$30.15	\$34.65	\$36,919	\$43,179	\$53,818	\$62,707	\$72,073
29-2041	Emergency medical technicians and paramedics	1,270	13.18	\$17.07	\$35,507	4.55	\$9.94	\$11.00	\$14.62	\$22.06	\$28.99	\$20,685	\$22,887	\$30,404	\$45,878	\$60,294

Data unavailable

Occupational Code	Occupational Title	Employment Estimate	Employment Percentage Relative Standard Error	Average Hourly Wage	Average Annual Wage	Wage Percentage Relative Standard Error	10th Percentile (Hourly)	25th Percentile (Hourly)	50th Percentile (Hourly)	75th Percentile (Hourly)	90th Percentile (Hourly)	10th Percentile (Annual)	25th Percentile (Annual)	50th Percentile (Annual)	75th Percentile (Annual)	90th Percentile (Annual)
29-2051	Dietetic technicians	110	16.17	\$11.66	\$24,261	3.04	\$8.24	\$9.04	\$11.11	\$13.80	\$16.29	\$17,146	\$18,806	\$23,105	\$28,695	\$33,889
29-2052	Pharmacy technicians	1,930	7.51	\$15.22	\$31,653	1.61	\$10.71	\$12.79	\$15.52	\$17.79	\$19.32	\$22,271	\$26,605	\$32,285	\$36,995	\$40,195
29-2053	Psychiatric technicians	190	35.36	\$15.11	\$31,437	2.12	\$11.52	\$13.14	\$14.88	\$17.26	\$19.13	\$23,972	\$27,329	\$30,948	\$35,903	\$39,784
29-2054	Respiratory therapy technicians	30	8.36	\$20.74	\$43,135	5.84	\$14.45	\$16.07	\$18.69	\$25.54	\$30.34	\$30,055	\$33,417	\$38,870	\$53,126	\$63,100
29-2055	Surgical technologists	830	14.78	\$20.00	\$41,591	2.18	\$14.77	\$17.02	\$20.08	\$22.65	\$24.44	\$30,732	\$35,395	\$41,772	\$47,103	\$50,825
29-2056	Veterinary technologists and technicians	1,070	7.74	\$13.84	\$28,793	2.22	\$10.32	\$11.72	\$13.78	\$15.68	\$17.90	\$21,457	\$24,372	\$28,658	\$32,612	\$37,238
29-2061	Licensed practical and licensed vocational nurses	3,170	7.84	\$20.66	\$42,972	0.8	\$16.00	\$18.21	\$20.82	\$23.26	\$25.51	\$33,277	\$37,867	\$43,307	\$48,388	\$53,062
29-2071	Medical records and health information technicians	1,700	8.78	\$17.12	\$35,617	1.23	\$10.99	\$13.34	\$16.29	\$20.30	\$24.37	\$22,866	\$27,742	\$33,880	\$42,223	\$50,681
29-2081	Opticians, dispensing	560	47.55	\$18.06	\$37,568	2.8	\$13.50	\$15.91	\$17.83	\$20.54	\$23.60	\$28,073	\$33,097	\$37,089	\$42,715	\$49,093
29-2091	Orthotists and prosthetists	20	10.57	\$23.22	\$48,288	8.95	\$14.97	\$16.25	\$18.13	\$32.30	\$37.71	\$31,132	\$33,794	\$37,710	\$67,191	\$78,435
29-2099	Health technologists and technicians, all other	600	10.95	\$19.38	\$40,315	2.76	\$13.12	\$14.80	\$17.80	\$22.68	\$29.83	\$27,294	\$30,778	\$37,032	\$47,181	\$62,037
29-9011	Occupational health and safety specialists	430	16.55	\$34.98	\$72,756	2.25	\$24.84	\$28.26	\$34.40	\$41.29	\$47.98	\$51,670	\$58,776	\$71,552	\$85,882	\$99,803
29-9012	Occupational health and safety technicians	30	7.4	\$26.13	\$54,342	4.21	\$9.42	\$20.30	\$27.70	\$32.76	\$38.21	\$19,594	\$42,220	\$57,619	\$68,136	\$79,478
29-9091	Athletic trainers	130	15.82	#	\$31,059	3.49	#	#	#	#	#	\$21,616	\$23,294	\$26,224	\$36,585	\$49,896
29-9099	Healthcare practitioners and technical workers, all other	220	19.51	\$28.17	\$58,591	8.12	\$14.53	\$18.50	\$26.95	\$36.79	\$45.16	\$30,215	\$38,481	\$56,051	\$76,520	\$93,925
31-0000	Healthcare Support Occupations	22,640	5.72	\$14.25	\$29,634	1.67	\$9.57	\$11.47	\$13.73	\$16.51	\$19.60	\$19,912	\$23,854	\$28,554	\$34,337	\$40,777
31-1011	Home health aides	4,510	23.55	\$11.56	\$24,045	3.01	\$7.89	\$9.29	\$11.43	\$13.44	\$14.78	\$16,412	\$19,326	\$23,783	\$27,954	\$30,748
31-1012	Nursing aides, orderlies, and attendants	7,670	4.31	\$13.13	\$27,317	0.71	\$10.20	\$11.35	\$13.00	\$14.82	\$16.83	\$21,219	\$23,598	\$27,045	\$30,833	\$35,006
31-1013	Psychiatric aides	170	49.53	\$11.64	\$24,204	2.43	\$9.19	\$9.77	\$10.85	\$12.88	\$15.03	\$19,114	\$20,314	\$22,569	\$26,793	\$31,256
31-2011	Occupational therapist assistants	130	20.8	\$19.48	\$40,518	1.54	\$14.56	\$16.66	\$19.20	\$22.28	\$24.83	\$30,277	\$34,656	\$39,926	\$46,333	\$51,641
31-2012	Occupational therapist aides	20	24.11	\$16.93	\$35,221	8.21	\$10.68	\$13.04	\$15.52	\$17.87	\$29.93	\$22,219	\$27,124	\$32,279	\$37,170	\$62,258
31-2021	Physical therapist assistants	310	16.35	\$18.10	\$37,647	2.34	\$13.76	\$15.58	\$17.96	\$20.80	\$23.08	\$28,621	\$32,405	\$37,364	\$43,255	\$47,999
31-2022	Physical therapist aides	200	24.47	\$14.65	\$30,477	4.75	\$10.48	\$12.38	\$15.21	\$17.16	\$18.49	\$21,797	\$25,760	\$31,627	\$35,689	\$38,454
31-9011	Massage therapists	1,010	29.67	\$18.71	\$38,918	7.66	\$7.31	\$14.78	\$18.61	\$23.19	\$28.95	\$15,212	\$30,733	\$38,706	\$48,233	\$60,219
31-9091	Dental assistants	2,280	19.83	\$17.94	\$37,307	3.28	\$12.61	\$14.58	\$17.43	\$20.17	\$24.67	\$26,238	\$30,326	\$36,258	\$41,955	\$51,309
31-9092	Medical assistants	3,620	4.72	\$15.16	\$31,542	1.69	\$11.20	\$13.06	\$15.02	\$17.52	\$19.54	\$23,299	\$27,165	\$31,233	\$36,445	\$40,647
31-9093	Medical equipment preparers	310	19.75	\$14.30	\$29,743	2.19	\$10.67	\$12.20	\$13.90	\$15.58	\$18.27	\$22,187	\$25,379	\$28,918	\$32,398	\$37,993
31-9094	Medical transcriptionists	780	27.82	\$17.92	\$37,265	4.19	\$12.24	\$14.87	\$17.42	\$20.86	\$24.46	\$25,452	\$30,937	\$36,237	\$43,381	\$50,887
31-9095	Pharmacy aides	170	27.52	\$13.32	\$27,696	10.28	\$8.25	\$9.44	\$12.91	\$16.57	\$19.45	\$17,164	\$19,636	\$26,856	\$34,456	\$40,454
31-9096	Veterinary assistants and laboratory animal caretakers	320	18.47	\$10.92	\$22,708	6.33	\$7.99	\$8.80	\$10.61	\$12.46	\$14.83	\$16,625	\$18,311	\$22,077	\$25,920	\$30,838

Data unavailable

Occupational Code	Occupational Title	Employment Estimate	Employment Percentage Relative Standard Error	Average Hourly Wage	Average Annual Wage	Wage Percentage Relative Standard Error	10th Percentile (Hourly)	25th Percentile (Hourly)	50th Percentile (Hourly)	75th Percentile (Hourly)	90th Percentile (Hourly)	10th Percentile (Annual)	25th Percentile (Annual)	50th Percentile (Annual)	75th Percentile (Annual)	90th Percentile (Annual)
31-9099	Healthcare support workers, all other	1,160	21.74	\$15.35	\$31,930	1.52	\$11.69	\$13.02	\$14.92	\$17.54	\$19.32	\$24,316	\$27,091	\$31,031	\$36,483	\$40,187
33-0000	Protective Service Occupations	25,860	5.4	\$19.39	\$40,335	4.24	\$8.32	\$10.90	\$16.28	\$27.56	\$35.26	\$17,308	\$22,673	\$33,854	\$57,321	\$73,334
33-1011	First-line supervisors/managers of correctional officers	200	1.51	#	#	#	#	#	#	#	#	#	#	#	#	#
33-1012	First-line supervisors/managers of police and detectives	480	2.97	\$43.09	\$89,630	1.91	\$33.74	\$38.32	\$43.71	\$48.80	\$54.48	\$70,170	\$79,711	\$90,910	\$101,512	\$113,312
33-1021	First-line supervisors/managers of fire fighting and prevention workers	230	8.49	\$38.15	\$79,357	2.16	\$26.31	\$32.60	\$38.56	\$44.83	\$50.32	\$54,728	\$67,818	\$80,196	\$93,240	\$104,655
33-1099	First-line supervisors/managers, protective service workers, all other	400	10.66	\$21.75	\$45,230	4.16	\$12.53	\$14.64	\$19.76	\$27.83	\$34.33	\$26,060	\$30,458	\$41,096	\$57,885	\$71,398
33-2011	Fire fighters	2,130	9.17	\$27.70	\$57,621	2.74	\$18.22	\$21.60	\$28.22	\$34.45	\$38.24	\$37,892	\$44,924	\$58,698	\$71,653	\$79,535
33-2021	Fire inspectors and investigators	#	#	\$29.13	\$60,592	3.69	\$24.09	\$26.84	\$29.36	\$31.74	\$35.80	\$50,102	\$55,830	\$61,063	\$66,012	\$74,460
33-2022	Forest fire inspectors and prevention specialists	#	#	\$13.97	\$29,062	3.25	\$9.34	\$9.80	\$10.56	\$11.31	\$32.65	\$19,436	\$20,381	\$21,958	\$23,534	\$67,918
33-3011	Bailiffs	80	8.04	\$21.40	\$44,506	2.98	\$12.53	\$15.82	\$21.88	\$26.87	\$30.17	\$26,060	\$32,895	\$45,513	\$55,898	\$62,746
33-3012	Correctional officers and jailers	2,350	9.45	\$22.48	\$46,761	2.76	\$16.45	\$18.32	\$22.26	\$26.73	\$30.05	\$34,215	\$38,111	\$46,295	\$55,605	\$62,499
33-3021	Detectives and criminal investigators	1,210	1.65	\$35.06	\$72,931	2.28	\$25.78	\$31.59	\$35.61	\$39.68	\$45.35	\$53,625	\$65,701	\$74,074	\$82,527	\$94,320
33-3041	Parking enforcement workers	#	#	\$17.25	\$35,871	3.1	\$11.69	\$14.15	\$17.32	\$20.44	\$23.46	\$24,308	\$29,432	\$36,021	\$42,521	\$48,792
33-3051	Police and sheriff's patrol officers	4,150	5.4	\$28.73	\$59,763	1.28	\$21.07	\$24.75	\$29.09	\$33.39	\$37.16	\$43,818	\$51,487	\$60,502	\$69,447	\$77,300
33-9011	Animal control workers	130	20.46	\$19.23	\$40,001	1.82	\$14.51	\$16.34	\$18.97	\$21.84	\$24.12	\$30,178	\$33,989	\$39,459	\$45,437	\$50,180
33-9021	Private detectives and investigators	370	19.35	\$20.25	\$42,114	2.08	\$14.10	\$16.19	\$18.34	\$22.51	\$30.39	\$29,321	\$33,678	\$38,154	\$46,814	\$63,212
33-9031	Gaming surveillance officers and gaming investigators	120	15.9	\$16.45	\$34,211	2.42	\$12.73	\$14.39	\$16.09	\$17.94	\$21.21	\$26,475	\$29,922	\$33,475	\$37,325	\$44,108
33-9032	Security guards	10,350	12.04	\$11.98	\$24,928	2.59	\$7.24	\$9.01	\$11.50	\$14.05	\$16.88	\$15,056	\$18,746	\$23,921	\$29,220	\$35,104
33-9091	Crossing guards	740	30.92	\$11.60	\$24,125	4.19	\$8.31	\$9.28	\$11.44	\$13.43	\$15.62	\$17,288	\$19,298	\$23,786	\$27,931	\$32,494
33-9092	Lifeguards, ski patrol, and other recreational protective service workers	1,660	4.46	\$9.41	\$19,567	1.14	\$7.51	\$8.24	\$9.28	\$10.58	\$11.58	\$15,626	\$17,133	\$19,313	\$22,006	\$24,078
33-9099	Protective service workers, all other	910	7.01	\$14.59	\$30,354	2.33	\$9.72	\$10.79	\$12.47	\$16.04	\$24.05	\$20,215	\$22,434	\$25,933	\$33,366	\$50,030
35-0000	Food Preparation and Serving-Related Occupations	101,010	1.51	\$9.78	\$20,352	1.19	\$7.03	\$7.34	\$8.67	\$11.07	\$14.34	\$14,613	\$15,277	\$18,028	\$23,016	\$29,837
35-1011	Chefs and head cooks	1,200	17.99	\$19.68	\$40,932	2.04	\$12.11	\$14.91	\$18.66	\$22.81	\$29.39	\$25,192	\$31,016	\$38,807	\$47,446	\$61,127
35-1012	First-line supervisors/managers of food preparation and serving workers	6,990	5.47	\$15.13	\$31,462	1.89	\$9.04	\$10.88	\$14.48	\$18.86	\$22.39	\$18,802	\$22,635	\$30,125	\$39,234	\$46,562
35-2011	Cooks, fast food	3,700	24.36	\$8.70	\$18,092	2.95	\$7.02	\$7.28	\$8.10	\$10.00	\$11.24	\$14,603	\$15,134	\$16,857	\$20,793	\$23,370
35-2012	Cooks, institution and cafeteria	2,120	17.88	\$11.78	\$24,501	4.28	\$7.15	\$8.90	\$11.49	\$14.37	\$17.19	\$14,866	\$18,504	\$23,895	\$29,887	\$35,762
35-2014	Cooks, restaurant	10,300	4.73	\$10.70	\$22,247	1.87	\$7.78	\$9.26	\$10.56	\$11.97	\$14.02	\$16,184	\$19,259	\$21,967	\$24,890	\$29,168

Data unavailable

Occupational Code	Occupational Title	Employment Estimate	Employment Percentage Relative Standard Error	Average Hourly Wage	Average Annual Wage	Wage Percentage Relative Standard Error	10th Percentile (Hourly)	25th Percentile (Hourly)	50th Percentile (Hourly)	75th Percentile (Hourly)	90th Percentile (Hourly)	10th Percentile (Annual)	25th Percentile (Annual)	50th Percentile (Annual)	75th Percentile (Annual)	90th Percentile (Annual)
35-2015	Cooks, short order	1,240	13.53	\$10.59	\$22,025	2.21	\$7.54	\$9.07	\$10.52	\$12.16	\$14.12	\$15,681	\$18,862	\$21,871	\$25,287	\$29,360
35-2019	Cooks, all other	#	#	\$13.36	\$27,791	2.41	\$9.30	\$12.79	\$13.95	\$15.07	\$15.75	\$19,348	\$26,601	\$29,014	\$31,341	\$32,759
35-2021	Food preparation workers	6,130	7.25	\$9.73	\$20,235	1.27	\$7.19	\$7.83	\$9.11	\$11.24	\$13.53	\$14,953	\$16,296	\$18,958	\$23,373	\$28,136
35-3011	Bartenders	4,260	7.59	\$8.99	\$18,709	1.52	\$6.95	\$7.10	\$7.49	\$10.06	\$13.69	\$14,460	\$14,778	\$15,576	\$20,921	\$28,479
35-3021	Combined food preparation and serving workers, including fast food	23,570	4.36	\$8.51	\$17,709	1.05	\$7.03	\$7.32	\$8.04	\$9.12	\$10.79	\$14,622	\$15,233	\$16,732	\$18,961	\$22,446
35-3022	Counter attendants, cafeteria, food concession, and coffee shop	3,080	12.29	\$9.16	\$19,044	3.07	\$6.98	\$7.16	\$7.90	\$9.91	\$13.61	\$14,509	\$14,899	\$16,427	\$20,608	\$28,318
35-3031	Waiters and waitresses	22,990	3.43	\$9.25	\$19,244	2.59	\$6.95	\$7.09	\$7.51	\$10.74	\$13.91	\$14,450	\$14,754	\$15,620	\$22,337	\$28,926
35-3041	Food servers, nonrestaurant	2,920	9.04	\$10.56	\$21,966	1.49	\$7.76	\$8.77	\$10.37	\$12.04	\$13.89	\$16,137	\$18,240	\$21,578	\$25,036	\$28,899
35-9011	Dining room and cafeteria attendants and bartender helpers	3,230	7.7	\$8.52	\$17,719	3.19	\$6.97	\$7.15	\$7.62	\$8.99	\$11.48	\$14,494	\$14,863	\$15,844	\$18,692	\$23,870
35-9021	Dishwashers	4,720	7.69	\$8.55	\$17,786	0.96	\$7.08	\$7.46	\$8.30	\$9.32	\$10.77	\$14,721	\$15,514	\$17,268	\$19,389	\$22,407
35-9031	Hosts and hostesses, restaurant, lounge, and coffee shop	4,000	4.82	\$8.59	\$17,877	0.97	\$7.02	\$7.33	\$8.17	\$9.46	\$11.11	\$14,610	\$15,237	\$16,983	\$19,667	\$23,117
35-9099	Food preparation and serving related workers, all other	450	24.52	\$9.87	\$20,533	4.97	\$7.02	\$7.28	\$7.83	\$12.95	\$14.70	\$14,611	\$15,138	\$16,292	\$26,945	\$30,571
37-0000	Building and Grounds Cleaning and Maintenance Occupations	40,110	2.88	\$11.62	\$24,173	1.35	\$7.52	\$8.51	\$10.49	\$13.49	\$17.65	\$15,637	\$17,693	\$21,824	\$28,056	\$36,712
37-1011	First-line supervisors/managers of housekeeping and janitorial workers	1,450	7.25	\$17.23	\$35,844	2.59	\$10.24	\$12.40	\$15.62	\$21.61	\$27.32	\$21,308	\$25,785	\$32,497	\$44,957	\$56,819
37-1012	First-line supervisors/managers of landscaping, lawn service, and groundskeeping workers	1,200	9.68	\$22.43	\$46,663	2.35	\$14.68	\$17.43	\$21.30	\$26.48	\$32.32	\$30,532	\$36,256	\$44,299	\$55,078	\$67,216
37-2011	Janitors and cleaners, except maids and housekeeping cleaners	19,800	4.38	\$10.77	\$22,412	1.92	\$7.39	\$8.20	\$9.82	\$12.73	\$15.48	\$15,380	\$17,058	\$20,416	\$26,477	\$32,196
37-2012	Maids and housekeeping cleaners	6,730	9.67	\$9.43	\$19,611	1.75	\$7.24	\$7.86	\$9.04	\$10.77	\$12.40	\$15,062	\$16,341	\$18,793	\$22,410	\$25,783
37-2019	Building cleaning workers, all other	160	41.52	\$13.10	\$27,238	3.54	\$10.62	\$11.87	\$13.39	\$14.63	\$15.37	\$22,080	\$24,695	\$27,852	\$30,424	\$31,968
37-2021	Pest control workers	170	18.19	\$21.28	\$44,261	3.26	\$14.59	\$18.77	\$21.83	\$24.34	\$27.90	\$30,337	\$39,041	\$45,411	\$50,635	\$58,041
37-3011	Landscaping and groundskeeping workers	10,350	6.18	\$12.35	\$25,698	1.49	\$8.21	\$9.57	\$11.36	\$14.31	\$18.28	\$17,081	\$19,901	\$23,630	\$29,759	\$38,025
37-3012	Pesticide handlers, sprayers, and applicators, vegetation	170	23.76	\$14.44	\$30,031	3.03	\$10.28	\$11.97	\$13.82	\$16.31	\$20.40	\$21,382	\$24,900	\$28,739	\$33,929	\$42,434
37-3013	Tree trimmers and pruners	50	38.75	\$17.66	\$36,740	2.98	\$12.83	\$14.31	\$17.13	\$21.57	\$23.83	\$26,697	\$29,775	\$35,636	\$44,869	\$49,572
37-3019	Grounds maintenance workers, all other	40	11.95	\$17.04	\$35,436	9.98	\$7.58	\$12.87	\$17.07	\$21.01	\$26.33	\$15,770	\$26,769	\$35,505	\$43,705	\$54,761
39-0000	Personal Care and Service Occupations	34,050	3.8	\$12.96	\$26,967	2.55	\$7.35	\$8.34	\$10.38	\$14.76	\$24.86	\$15,283	\$17,348	\$21,593	\$30,708	\$51,715
39-1011	Gaming supervisors	#	#	\$21.58	\$44,879	2.42	\$14.02	\$17.07	\$21.21	\$25.42	\$29.63	\$29,170	\$35,514	\$44,115	\$52,865	\$61,640
39-1012	Slot key persons	#	#	\$15.56	\$32,368	3.81	\$10.62	\$12.31	\$14.28	\$18.86	\$22.43	\$22,087	\$25,608	\$29,708	\$39,230	\$46,661

Data unavailable

Occupational Code	Occupational Title	Employment Estimate	Employment Percentage Relative Standard Error	Average Hourly Wage	Average Annual Wage	Wage Percentage Relative Standard Error	10th Percentile (Hourly)	25th Percentile (Hourly)	50th Percentile (Hourly)	75th Percentile (Hourly)	90th Percentile (Hourly)	10th Percentile (Annual)	25th Percentile (Annual)	50th Percentile (Annual)	75th Percentile (Annual)	90th Percentile (Annual)
39-1021	First-line supervisors/managers of personal service workers	1,400	8.69	\$18.50	\$38,481	3.48	\$10.62	\$12.69	\$15.98	\$22.88	\$29.33	\$22,100	\$26,402	\$33,248	\$47,589	\$61,005
39-2011	Animal trainers	130	24.58	\$14.52	\$30,202	15.82	\$9.15	\$10.28	\$11.63	\$14.11	\$30.53	\$19,041	\$21,380	\$24,199	\$29,344	\$63,495
39-2021	Nonfarm animal caretakers	1,330	16.1	\$13.55	\$28,181	12.36	\$7.84	\$8.76	\$10.38	\$16.32	\$26.73	\$16,298	\$18,221	\$21,589	\$33,936	\$55,602
39-3011	Gaming dealers	570	21.65	\$8.61	\$17,910	5.46	\$6.92	\$7.04	\$7.24	\$7.97	\$13.67	\$14,402	\$14,634	\$15,058	\$16,572	\$28,443
39-3019	Gaming service workers, all other	#	#	\$13.65	\$28,399	5.17	\$10.23	\$11.78	\$13.77	\$15.74	\$17.62	\$21,269	\$24,509	\$28,648	\$32,737	\$36,656
39-3021	Motion picture projectionists	90	49.99	\$10.28	\$21,379	3.41	\$8.50	\$9.45	\$10.25	\$11.07	\$11.56	\$17,687	\$19,650	\$21,316	\$23,020	\$24,043
39-3031	Ushers, lobby attendants, and ticket takers	2,110	16.57	\$7.85	\$16,325	2.61	\$6.94	\$7.07	\$7.34	\$7.74	\$9.12	\$14,433	\$14,711	\$15,272	\$16,109	\$18,962
39-3091	Amusement and recreation attendants	2,840	11.24	\$8.84	\$18,387	2.4	\$7.08	\$7.44	\$8.33	\$9.52	\$11.82	\$14,726	\$15,473	\$17,327	\$19,797	\$24,585
39-3093	Locker room, coatroom, and dressing room attendants	250	45.88	\$9.76	\$20,302	2.84	\$7.53	\$7.97	\$8.77	\$10.39	\$14.91	\$15,666	\$16,577	\$18,250	\$21,620	\$31,004
39-3099	Entertainment attendants and related workers, all other	470	8.52	\$9.97	\$20,736	3.53	\$7.17	\$7.65	\$9.60	\$11.72	\$13.69	\$14,923	\$15,905	\$19,963	\$24,373	\$28,484
39-4011	Embalmers	20	11.41	#	#	#	#	#	#	#	#	#	#	#	#	#
39-4021	Funeral attendants	140	28.56	\$13.70	\$28,497	4.22	\$10.17	\$11.92	\$13.67	\$15.33	\$17.91	\$21,147	\$24,784	\$28,442	\$31,883	\$37,260
39-5012	Hairdressers, hairstylists, and cosmetologists	3,180	9.93	\$12.76	\$26,545	3.99	\$8.27	\$9.91	\$11.37	\$14.06	\$19.51	\$17,210	\$20,615	\$23,643	\$29,244	\$40,586
39-5092	Manicurists and pedicurists	450	40.32	\$10.90	\$22,672	8.96	\$7.06	\$7.37	\$10.89	\$13.96	\$15.76	\$14,678	\$15,328	\$22,655	\$29,030	\$32,783
39-5094	Skin care specialists	500	35.22	\$16.74	\$34,824	5.14	\$8.73	\$12.65	\$17.04	\$20.27	\$22.80	\$18,151	\$26,322	\$35,447	\$42,169	\$47,419
39-6011	Baggage porters and bellhops	360	10.08	\$10.27	\$21,370	3.88	\$7.04	\$7.58	\$10.01	\$11.37	\$14.72	\$14,646	\$15,769	\$20,818	\$23,658	\$30,610
39-6012	Concierges	100	14.8	\$12.19	\$25,359	2.93	\$8.81	\$10.09	\$11.38	\$14.59	\$17.55	\$18,326	\$20,982	\$23,672	\$30,341	\$36,507
39-6031	Flight attendants	2,630	10.63	#	#	#	#	#	#	#	#	#	#	#	#	#
39-6032	Transportation attendants, except flight attendants and baggage porters	460	20.04	\$10.37	\$21,563	3.57	\$7.65	\$8.30	\$9.50	\$12.82	\$14.24	\$15,907	\$17,256	\$19,759	\$26,668	\$29,609
39-9011	Child care workers	4,710	11.88	\$10.68	\$22,224	1.71	\$7.56	\$8.43	\$10.00	\$11.98	\$15.27	\$15,717	\$17,525	\$20,809	\$24,918	\$31,768
39-9021	Personal and home care aides	5,920	10.34	\$9.56	\$19,895	1.82	\$7.73	\$8.28	\$9.14	\$10.30	\$11.97	\$16,080	\$17,214	\$19,020	\$21,417	\$24,908
39-9031	Fitness trainers and aerobics instructors	3,520	8.54	\$17.34	\$36,072	3.87	\$8.81	\$11.22	\$15.41	\$22.05	\$29.19	\$18,321	\$23,341	\$32,043	\$45,865	\$60,714
39-9032	Recreation workers	2,000	6.78	\$12.01	\$24,974	2.44	\$7.43	\$8.53	\$10.71	\$14.39	\$18.17	\$15,455	\$17,751	\$22,268	\$29,926	\$37,795
39-9041	Residential advisors	80	29.55	\$12.64	\$26,287	5.78	\$7.26	\$9.90	\$12.79	\$15.39	\$17.56	\$15,092	\$20,599	\$26,611	\$32,015	\$36,534
39-9099	Personal care and service workers, all other	120	20.93	\$10.69	\$22,242	4.65	\$7.06	\$7.49	\$9.71	\$12.15	\$15.90	\$14,681	\$15,589	\$20,201	\$25,268	\$33,077
41-0000	Sales and Related Occupations	145,940	2.14	\$19.84	\$41,262	1.32	\$7.88	\$9.57	\$14.09	\$23.76	\$39.49	\$16,396	\$19,911	\$29,310	\$49,420	\$82,145
41-1011	First-line supervisors/managers of retail sales workers	8,600	3.25	\$20.48	\$42,599	1.67	\$12.03	\$14.09	\$17.86	\$23.81	\$33.31	\$25,025	\$29,297	\$37,157	\$49,524	\$69,280
41-1012	First-line supervisors/managers of non-retail sales workers	2,880	6.92	\$40.84	\$84,952	3.1	\$20.23	\$27.35	\$35.58	\$50.46	\$68.28	\$42,082	\$56,885	\$74,014	\$104,956	\$142,027

Data unavailable

Occupational Code	Occupational Title	Employment Estimate	Employment Percentage Relative Standard Error	Average Hourly Wage	Average Annual Wage	Wage Percentage Relative Standard Error	10th Percentile (Hourly)	25th Percentile (Hourly)	50th Percentile (Hourly)	75th Percentile (Hourly)	90th Percentile (Hourly)	10th Percentile (Annual)	25th Percentile (Annual)	50th Percentile (Annual)	75th Percentile (Annual)	90th Percentile (Annual)
41-2011	Cashiers	25,180	5.81	\$10.58	\$21,999	1.8	\$7.47	\$8.29	\$9.58	\$11.53	\$16.39	\$15,536	\$17,244	\$19,929	\$23,984	\$34,100
41-2012	Gaming change persons and booth cashiers	290	14.91	\$12.44	\$25,872	5.18	\$7.36	\$9.26	\$12.26	\$15.77	\$17.65	\$15,299	\$19,261	\$25,507	\$32,808	\$36,711
41-2021	Counter and rental clerks	7,170	7.42	\$11.73	\$24,388	2.49	\$7.23	\$8.19	\$10.06	\$13.75	\$18.07	\$15,044	\$17,029	\$20,925	\$28,604	\$37,577
41-2022	Parts salespersons	1,870	9.05	\$17.16	\$35,700	3.08	\$9.65	\$12.22	\$16.45	\$21.27	\$26.63	\$20,075	\$25,427	\$34,209	\$44,237	\$55,386
41-2031	Retail salespersons	41,230	2.49	\$12.45	\$25,900	1.33	\$7.43	\$8.43	\$10.50	\$14.06	\$19.79	\$15,450	\$17,534	\$21,842	\$29,248	\$41,161
41-3011	Advertising sales agents	1,260	14.4	\$25.73	\$53,518	5.04	\$12.56	\$16.30	\$23.54	\$33.50	\$43.70	\$26,126	\$33,911	\$48,956	\$69,690	\$90,888
41-3021	Insurance sales agents	3,680	8.43	\$31.99	\$66,529	8.93	\$12.04	\$16.32	\$21.65	\$36.28	#	\$25,050	\$33,948	\$45,034	\$75,455	#
41-3031	Securities, commodities, and financial services sales agents	4,810	9.3	\$38.56	\$80,197	6.27	\$13.51	\$17.54	\$25.97	\$53.38	#	\$28,108	\$36,484	\$54,026	\$111,020	#
41-3041	Travel agents	740	11.39	\$16.42	\$34,157	7.49	\$12.34	\$13.38	\$15.10	\$18.55	\$24.04	\$25,665	\$27,822	\$31,416	\$38,579	\$50,012
41-3099	Sales representatives, services, all other	9,470	6.49	\$27.21	\$56,590	3.71	\$12.87	\$16.30	\$22.54	\$34.93	\$49.83	\$26,770	\$33,906	\$46,891	\$72,646	\$103,641
41-4011	Sales representatives, wholesale and manufacturing, technical and scientific products	5,360	12.39	\$40.42	\$84,068	5.23	\$18.07	\$25.36	\$38.45	\$46.77	\$62.38	\$37,587	\$52,747	\$79,971	\$97,285	\$129,751
41-4012	Sales representatives, wholesale and manufacturing, except technical and scientific products	20,040	4.98	\$29.26	\$60,865	2.53	\$12.23	\$17.43	\$25.49	\$36.01	\$50.47	\$25,432	\$36,249	\$53,014	\$74,908	\$104,988
41-9011	Demonstrators and product promoters	540	18.29	\$14.22	\$29,570	8.25	\$9.43	\$10.41	\$11.75	\$14.85	\$21.49	\$19,619	\$21,656	\$24,449	\$30,888	\$44,708
41-9021	Real estate brokers	1,100	19.32	\$36.66	\$76,259	16.13	\$10.08	\$13.31	\$31.16	\$46.26	#	\$20,958	\$27,693	\$64,821	\$96,215	#
41-9022	Real estate sales agents	1,590	11.53	\$33.34	\$69,351	9.38	\$12.35	\$14.68	\$28.09	\$44.23	\$64.89	\$25,696	\$30,527	\$58,421	\$91,989	\$134,968
41-9031	Sales engineers	1,460	21.28	\$40.31	\$83,852	2.85	\$26.57	\$30.83	\$36.01	\$47.00	\$59.38	\$55,272	\$64,133	\$74,890	\$97,761	\$123,514
41-9041	Telemarketers	5,660	47.34	\$13.61	\$28,300	2.91	\$8.12	\$9.41	\$11.92	\$16.32	\$20.32	\$16,895	\$19,581	\$24,796	\$33,936	\$42,265
41-9091	Door-to-door sales workers, news and street vendors, and related workers	#	#	\$11.24	\$23,376	14.65	\$7.26	\$7.92	\$8.78	\$9.64	\$18.53	\$15,111	\$16,466	\$18,256	\$20,048	\$38,542
41-9099	Sales and related workers, all other	2,890	12.11	\$19.05	\$39,621	4.2	\$9.08	\$11.54	\$17.18	\$24.03	\$30.78	\$18,883	\$23,994	\$35,742	\$49,978	\$64,016
43-0000	Office and Administrative Support Occupations	212,820	1.18	\$16.70	\$34,735	0.57	\$9.91	\$12.48	\$15.80	\$20.12	\$24.37	\$20,606	\$25,956	\$32,872	\$41,848	\$50,694
43-1011	First-line supervisors/managers of office and administrative support workers	11,590	2.26	\$25.34	\$52,709	0.95	\$15.12	\$18.60	\$23.80	\$30.19	\$38.21	\$31,456	\$38,690	\$49,511	\$62,803	\$79,483
43-2011	Switchboard operators, including answering service	1,140	10.73	\$12.12	\$25,203	1.81	\$9.02	\$10.26	\$11.75	\$13.85	\$15.58	\$18,752	\$21,336	\$24,439	\$28,810	\$32,415
43-2021	Telephone operators	#	#	\$11.08	\$23,044	3.62	\$8.40	\$9.13	\$10.68	\$13.18	\$14.77	\$17,465	\$18,999	\$22,218	\$27,415	\$30,716
43-3011	Bill and account collectors	4,490	6.36	\$16.08	\$33,436	1.76	\$10.60	\$12.63	\$15.04	\$18.40	\$23.55	\$22,044	\$26,261	\$31,275	\$38,269	\$48,989
43-3021	Billing and posting clerks and machine operators	4,350	6.54	\$16.37	\$34,055	1.63	\$11.15	\$13.21	\$15.97	\$18.98	\$22.91	\$23,189	\$27,483	\$33,208	\$39,479	\$47,657
43-3031	Bookkeeping, accounting, and auditing clerks	17,710	3.56	\$17.08	\$35,531	1.09	\$10.76	\$13.56	\$16.74	\$19.99	\$24.04	\$22,384	\$28,209	\$34,819	\$41,582	\$50,009
43-3041	Gaming cage workers	250	20.9	\$13.19	\$27,440	3.3	\$9.68	\$11.23	\$13.19	\$15.07	\$17.24	\$20,133	\$23,353	\$27,437	\$31,342	\$35,859
43-3051	Payroll and timekeeping clerks	1,690	5.31	\$18.55	\$38,590	1.01	\$13.24	\$16.01	\$18.59	\$21.59	\$23.88	\$27,531	\$33,300	\$38,677	\$44,912	\$49,665
43-3061	Procurement clerks	670	11.97	\$18.50	\$38,490	2.16	\$12.31	\$15.25	\$18.55	\$22.28	\$24.99	\$25,603	\$31,715	\$38,581	\$46,352	\$51,972

Data unavailable

Occupational Code	Occupational Title	Employment Estimate	Employment Percentage Relative Standard Error	Average Hourly Wage	Average Annual Wage	Wage Percentage Relative Standard Error	10th Percentile (Hourly)	25th Percentile (Hourly)	50th Percentile (Hourly)	75th Percentile (Hourly)	90th Percentile (Hourly)	10th Percentile (Annual)	25th Percentile (Annual)	50th Percentile (Annual)	75th Percentile (Annual)	90th Percentile (Annual)
43-3071	Tellers	3,680	11.72	\$12.47	\$25,936	1.11	\$10.06	\$10.79	\$12.02	\$13.95	\$15.60	\$20,917	\$22,446	\$25,007	\$29,012	\$32,453
43-4011	Brokerage clerks	1,440	21.8	\$18.04	\$37,528	3.88	\$12.86	\$14.33	\$17.00	\$20.67	\$25.50	\$26,756	\$29,813	\$35,366	\$42,990	\$53,036
43-4021	Correspondence clerks	40	23.42	\$17.26	\$35,910	3.57	\$12.26	\$14.12	\$17.17	\$20.64	\$22.74	\$25,500	\$29,375	\$35,717	\$42,924	\$47,300
43-4031	Court, municipal, and license clerks	1,480	10.74	\$18.14	\$37,733	1.62	\$13.04	\$14.82	\$17.65	\$21.02	\$23.91	\$27,113	\$30,825	\$36,719	\$43,723	\$49,728
43-4041	Credit authorizers, checkers, and clerks	610	9.86	\$16.24	\$33,775	3.53	\$11.63	\$12.91	\$15.55	\$18.89	\$22.12	\$24,192	\$26,857	\$32,348	\$39,288	\$46,019
43-4051	Customer service representatives	21,380	5.63	\$16.20	\$33,699	1.22	\$10.67	\$12.65	\$15.16	\$18.73	\$23.34	\$22,194	\$26,311	\$31,524	\$38,964	\$48,549
43-4061	Eligibility interviewers, government programs	1,170	3.57	\$21.82	\$45,394	1.75	\$15.37	\$18.14	\$21.49	\$25.05	\$29.73	\$31,970	\$37,732	\$44,709	\$52,110	\$61,844
43-4071	File clerks	1,930	8.07	\$13.73	\$28,568	1.42	\$9.32	\$11.22	\$13.60	\$16.06	\$18.66	\$19,390	\$23,329	\$28,292	\$33,399	\$38,816
43-4081	Hotel, motel, and resort desk clerks	1,740	7.55	\$9.87	\$20,539	2.76	\$7.68	\$8.30	\$9.32	\$11.21	\$13.35	\$15,980	\$17,267	\$19,384	\$23,315	\$27,778
43-4111	Interviewers, except eligibility and loan	1,840	17.27	\$14.83	\$30,849	3.19	\$10.05	\$12.03	\$14.43	\$17.70	\$19.92	\$20,901	\$25,013	\$30,007	\$36,809	\$41,435
43-4121	Library assistants, clerical	440	13.81	\$10.44	\$21,707	2.42	\$8.11	\$8.81	\$9.70	\$11.28	\$14.67	\$16,865	\$18,315	\$20,166	\$23,459	\$30,519
43-4131	Loan interviewers and clerks	2,850	7.68	\$18.25	\$37,955	1.93	\$11.86	\$15.26	\$18.05	\$21.88	\$24.93	\$24,678	\$31,736	\$37,546	\$45,503	\$51,859
43-4141	New accounts clerks	980	23.85	\$15.40	\$32,029	2.11	\$12.69	\$13.67	\$15.19	\$17.10	\$18.55	\$26,388	\$28,431	\$31,590	\$35,569	\$38,586
43-4151	Order clerks	3,460	9.95	\$14.91	\$31,020	3.32	\$9.09	\$11.96	\$14.04	\$17.97	\$22.20	\$18,917	\$24,873	\$29,206	\$37,381	\$46,166
43-4161	Human resources assistants, except payroll and timekeeping	1,540	4.42	\$18.46	\$38,400	0.91	\$13.02	\$15.45	\$18.02	\$21.31	\$24.87	\$27,086	\$32,130	\$37,486	\$44,324	\$51,724
43-4171	Receptionists and information clerks	9,950	4.75	\$13.05	\$27,144	1.06	\$8.67	\$10.52	\$12.95	\$15.16	\$17.80	\$18,026	\$21,882	\$26,935	\$31,540	\$37,026
43-4181	Reservation and transportation ticket agents and travel clerks	2,170	9.99	\$15.39	\$32,011	3.05	\$9.91	\$11.41	\$13.92	\$20.37	\$22.95	\$20,617	\$23,732	\$28,943	\$42,368	\$47,741
43-4199	Information and record clerks, all other	3,470	5.9	\$17.76	\$36,951	1.86	\$12.21	\$14.28	\$17.22	\$20.91	\$24.31	\$25,389	\$29,692	\$35,811	\$43,488	\$50,560
43-5011	Cargo and freight agents	480	17.76	\$20.47	\$42,568	6.48	\$13.58	\$16.00	\$19.39	\$23.19	\$25.46	\$28,239	\$33,271	\$40,330	\$48,245	\$52,949
43-5021	Couriers and messengers	910	15.41	\$12.61	\$26,222	5.56	\$8.09	\$9.34	\$11.93	\$15.10	\$18.07	\$16,820	\$19,419	\$24,813	\$31,401	\$37,587
43-5031	Police, fire, and ambulance dispatchers	670	5.64	\$19.97	\$41,530	1.18	\$15.31	\$16.97	\$19.50	\$22.69	\$25.59	\$31,848	\$35,290	\$40,556	\$47,193	\$53,229
43-5032	Dispatchers, except police, fire, and ambulance	1,960	10.51	\$18.04	\$37,530	2.13	\$11.90	\$14.17	\$17.53	\$21.57	\$25.48	\$24,742	\$29,470	\$36,458	\$44,863	\$52,998
43-5041	Meter readers, utilities	170	17.84	\$19.70	\$40,966	3.36	\$12.37	\$15.51	\$19.62	\$23.84	\$28.39	\$25,726	\$32,260	\$40,807	\$49,586	\$59,048
43-5051	Postal service clerks	650	0	\$21.47	\$44,667	2.49	\$19.56	\$20.39	\$21.76	\$23.13	\$23.96	\$40,690	\$42,405	\$45,262	\$48,120	\$49,835
43-5052	Postal service mail carriers	2,840	0	\$21.28	\$44,258	2.17	\$18.58	\$20.06	\$21.60	\$23.15	\$24.07	\$38,649	\$41,725	\$44,936	\$48,146	\$50,073
43-5053	Postal service mail sorters, processors, and processing machine operators	2,570	0	\$20.07	\$41,746	3.25	\$13.14	\$19.60	\$21.24	\$22.88	\$23.86	\$27,329	\$40,761	\$44,175	\$47,589	\$49,637
43-5061	Production, planning, and expediting clerks	2,640	8.25	\$20.42	\$42,474	1.31	\$13.29	\$16.08	\$20.56	\$23.80	\$28.32	\$27,638	\$33,445	\$42,764	\$49,505	\$58,914
43-5071	Shipping, receiving, and traffic clerks	6,330	4.92	\$14.68	\$30,544	1.65	\$8.91	\$11.28	\$13.98	\$17.53	\$22.18	\$18,530	\$23,464	\$29,084	\$36,469	\$46,132
43-5081	Stock clerks and order fillers	13,740	2.94	\$12.79	\$26,612	1.11	\$8.12	\$9.23	\$11.58	\$16.22	\$19.21	\$16,881	\$19,209	\$24,096	\$33,735	\$39,952

Data unavailable

Occupational Code	Occupational Title	Employment Estimate	Employment Percentage Relative Standard Error	Average Hourly Wage	Average Annual Wage	Wage Percentage Relative Standard Error	10th Percentile (Hourly)	25th Percentile (Hourly)	50th Percentile (Hourly)	75th Percentile (Hourly)	90th Percentile (Hourly)	10th Percentile (Annual)	25th Percentile (Annual)	50th Percentile (Annual)	75th Percentile (Annual)	90th Percentile (Annual)
43-5111	Weighers, measurers, checkers, and samplers, recordkeeping	670	38.78	\$11.37	\$23,655	8.13	\$7.23	\$8.41	\$10.15	\$13.98	\$17.74	\$15,046	\$17,490	\$21,107	\$29,069	\$36,892
43-6011	Executive secretaries and administrative assistants	20,550	3.08	\$20.74	\$43,129	0.9	\$14.09	\$16.76	\$20.10	\$23.94	\$28.55	\$29,313	\$34,861	\$41,813	\$49,805	\$59,378
43-6012	Legal secretaries	2,480	9.2	\$21.69	\$45,105	2.81	\$13.09	\$17.71	\$22.60	\$26.28	\$29.26	\$27,224	\$36,830	\$47,007	\$54,664	\$60,854
43-6013	Medical secretaries	2,360	10.04	\$17.23	\$35,828	2.14	\$12.03	\$14.23	\$16.91	\$19.85	\$23.30	\$25,029	\$29,588	\$35,178	\$41,287	\$48,462
43-6014	Secretaries, except legal, medical, and executive	17,030	4.03	\$15.50	\$32,234	0.96	\$10.45	\$12.79	\$15.15	\$18.29	\$21.58	\$21,735	\$26,611	\$31,518	\$38,049	\$44,894
43-9011	Computer operators	1,160	15.05	\$19.93	\$41,444	4.09	\$13.32	\$15.52	\$18.53	\$23.80	\$29.37	\$27,713	\$32,278	\$38,547	\$49,514	\$61,089
43-9021	Data entry keyers	2,190	13.1	\$12.78	\$26,588	2.68	\$7.95	\$10.42	\$12.67	\$14.87	\$17.70	\$16,543	\$21,670	\$26,344	\$30,922	\$36,821
43-9022	Word processors and typists	640	20.58	\$17.66	\$36,732	2.43	\$12.39	\$14.38	\$18.04	\$20.95	\$22.98	\$25,770	\$29,905	\$37,519	\$43,583	\$47,799
43-9031	Desktop publishers	220	23.79	\$20.08	\$41,772	5.47	\$11.38	\$15.91	\$20.89	\$24.10	\$27.64	\$23,671	\$33,085	\$43,444	\$50,129	\$57,497
43-9041	Insurance claims and policy processing clerks	2,460	10.68	\$18.41	\$38,299	2.47	\$12.69	\$14.76	\$17.55	\$21.16	\$25.01	\$26,399	\$30,691	\$36,508	\$44,004	\$52,012
43-9051	Mail clerks and mail machine operators, except postal service	1,220	15.54	\$13.83	\$28,757	1.85	\$9.28	\$11.22	\$13.48	\$16.35	\$19.02	\$19,300	\$23,338	\$28,045	\$34,009	\$39,571
43-9061	Office clerks, general	23,030	4.39	\$14.13	\$29,385	1.06	\$8.15	\$10.91	\$13.56	\$16.68	\$20.52	\$16,961	\$22,694	\$28,205	\$34,684	\$42,690
43-9071	Office machine operators, except computer	1,570	13.09	\$13.48	\$28,029	1.76	\$9.45	\$10.79	\$12.85	\$15.68	\$19.24	\$19,659	\$22,437	\$26,720	\$32,613	\$40,021
43-9081	Proofreaders and copy markers	#	#	\$13.60	\$28,287	7.1	\$7.48	\$9.50	\$11.00	\$19.38	\$22.00	\$15,568	\$19,762	\$22,887	\$40,303	\$45,764
43-9111	Statistical assistants	60	21.96	\$19.50	\$40,553	7.7	\$7.04	\$17.23	\$21.11	\$23.56	\$25.45	\$14,637	\$35,834	\$43,910	\$48,996	\$52,939
43-9199	Office and administrative support workers, all other	1,910	9.66	\$16.15	\$33,592	4.18	\$7.55	\$12.96	\$16.40	\$19.77	\$22.93	\$15,695	\$26,957	\$34,105	\$41,120	\$47,700
45-0000	Farming, Fishing, and Forestry Occupations	720	21.49	\$10.97	\$22,824	5.18	\$7.10	\$7.58	\$9.04	\$13.00	\$17.19	\$14,776	\$15,776	\$18,807	\$27,050	\$35,760
45-1011	First-line supervisors/managers of farming, fishing, and forestry workers	30	20.99	\$22.06	\$45,887	4.36	\$11.56	\$16.93	\$21.45	\$27.32	\$32.95	\$24,048	\$35,206	\$44,612	\$56,831	\$68,531
45-2011	Agricultural inspectors	40	26.06	\$18.19	\$37,839	10.59	\$10.38	\$11.69	\$16.81	\$23.45	\$29.27	\$21,584	\$24,320	\$34,969	\$48,767	\$60,876
45-2041	Graders and sorters, agricultural products	40	44.39	\$11.58	\$24,078	11.14	\$7.12	\$7.52	\$10.87	\$15.26	\$17.89	\$14,802	\$15,634	\$22,603	\$31,748	\$37,216
45-2092	Farmworkers and laborers, crop, nursery, and greenhouse	330	32.19	\$10.15	\$21,112	6.1	\$7.27	\$7.91	\$9.25	\$12.14	\$14.03	\$15,124	\$16,463	\$19,234	\$25,259	\$29,189
45-2093	Farmworkers, farm and ranch animals	250	46.08	\$8.67	\$18,027	8.56	\$6.98	\$7.18	\$7.67	\$8.92	\$12.78	\$14,521	\$14,931	\$15,954	\$18,549	\$26,587
45-4011	Forest and conservation workers	#	#	\$17.55	\$36,512	10.38	\$12.29	\$13.40	\$15.18	\$21.88	\$25.05	\$25,554	\$27,872	\$31,565	\$45,520	\$52,106
47-0000	Construction and Extraction Occupations	70,320	2.12	\$19.03	\$39,591	0.87	\$11.02	\$13.77	\$17.78	\$23.11	\$29.34	\$22,928	\$28,650	\$36,987	\$48,061	\$61,035
47-1011	First-line supervisors/managers of construction trades and extraction workers	7,000	4.74	\$28.13	\$58,515	1.46	\$18.30	\$21.99	\$27.17	\$33.02	\$39.99	\$38,069	\$45,744	\$56,504	\$68,672	\$83,176
47-2021	Brickmasons and blockmasons	1,210	21.18	\$18.59	\$38,663	7.29	\$11.53	\$13.97	\$19.20	\$22.99	\$25.51	\$23,992	\$29,061	\$39,931	\$47,816	\$53,066
47-2022	Stonemasons	180	48.18	\$17.66	\$36,734	5.89	\$11.96	\$15.90	\$18.01	\$20.33	\$22.72	\$24,875	\$33,080	\$37,456	\$42,281	\$47,268
47-2031	Carpenters	7,790	7.27	\$18.93	\$39,365	2.54	\$11.15	\$14.42	\$18.17	\$22.87	\$28.29	\$23,200	\$29,996	\$37,801	\$47,560	\$58,835
47-2041	Carpet installers	280	42.64	\$14.63	\$30,441	11.09	\$8.28	\$9.39	\$14.72	\$17.52	\$22.74	\$17,221	\$19,530	\$30,623	\$36,440	\$47,297

Data unavailable

Occupational Code	Occupational Title	Employment Estimate	Employment Percentage Relative Standard Error	Average Hourly Wage	Average Annual Wage	Wage Percentage Relative Standard Error	10th Percentile (Hourly)	25th Percentile (Hourly)	50th Percentile (Hourly)	75th Percentile (Hourly)	90th Percentile (Hourly)	10th Percentile (Annual)	25th Percentile (Annual)	50th Percentile (Annual)	75th Percentile (Annual)	90th Percentile (Annual)
47-2043	Floor sanders and finishers	290	28.94	\$17.81	\$37,036	12.9	\$12.65	\$13.80	\$16.12	\$20.42	\$27.50	\$26,320	\$28,708	\$33,522	\$42,473	\$57,191
47-2044	Tile and marble setters	630	17.63	\$23.34	\$48,542	7.13	\$15.53	\$17.37	\$20.62	\$27.53	\$38.01	\$32,307	\$36,131	\$42,885	\$57,262	\$79,051
47-2051	Cement masons and concrete finishers	3,890	11.81	\$16.61	\$34,542	2.17	\$11.00	\$13.97	\$16.82	\$19.16	\$22.16	\$22,879	\$29,052	\$34,985	\$39,852	\$46,099
47-2061	Construction laborers	11,410	6.35	\$13.80	\$28,709	1.29	\$9.15	\$11.21	\$13.57	\$15.94	\$18.68	\$19,028	\$23,323	\$28,231	\$33,162	\$38,854
47-2071	Paving, surfacing, and tamping equipment operators	470	16.25	\$19.07	\$39,664	3.74	\$13.00	\$15.38	\$19.28	\$22.34	\$25.64	\$27,032	\$31,999	\$40,108	\$46,465	\$53,328
47-2073	Operating engineers and other construction equipment operators	3,610	10.2	\$20.74	\$43,142	1.21	\$15.48	\$17.69	\$20.58	\$23.44	\$26.27	\$32,197	\$36,799	\$42,812	\$48,765	\$54,641
47-2081	Drywall and ceiling tile installers	2,990	10.91	\$16.52	\$34,365	2.92	\$10.76	\$13.15	\$16.20	\$19.55	\$23.17	\$22,386	\$27,349	\$33,694	\$40,673	\$48,200
47-2082	Tapers	850	10.4	\$17.09	\$35,556	3.58	\$11.47	\$13.22	\$16.13	\$20.15	\$24.02	\$23,867	\$27,503	\$33,548	\$41,916	\$49,967
47-2111	Electricians	7,530	6.34	\$22.34	\$46,462	1.8	\$13.61	\$17.48	\$22.39	\$27.10	\$30.97	\$28,316	\$36,351	\$46,568	\$56,377	\$64,420
47-2121	Glaziers	1,450	19.81	\$21.22	\$44,140	7.62	\$13.15	\$16.31	\$20.27	\$25.21	\$32.67	\$27,344	\$33,929	\$42,151	\$52,443	\$67,963
47-2131	Insulation workers, floor, ceiling, and wall	#	#	\$14.33	\$29,797	2.2	\$9.53	\$11.71	\$14.27	\$17.02	\$18.91	\$19,822	\$24,359	\$29,684	\$35,411	\$39,342
47-2132	Insulation workers, mechanical	#	#	\$19.48	\$40,519	9.31	\$11.74	\$13.37	\$15.72	\$20.47	\$41.79	\$24,428	\$27,812	\$32,694	\$42,578	\$86,922
47-2141	Painters, construction and maintenance	2,080	14.63	\$16.67	\$34,683	2.57	\$11.76	\$14.76	\$16.77	\$18.86	\$22.10	\$24,455	\$30,708	\$34,884	\$39,224	\$45,958
47-2142	Paperhangers	#	#	\$16.59	\$34,510	4.72	\$12.77	\$14.47	\$16.64	\$18.73	\$21.05	\$26,569	\$30,095	\$34,617	\$38,948	\$43,778
47-2151	Pipelayers	780	20.8	\$18.41	\$38,293	5.07	\$13.10	\$14.27	\$16.53	\$21.03	\$28.62	\$27,250	\$29,691	\$34,389	\$43,745	\$59,532
47-2152	Plumbers, pipefitters, and steamfitters	4,660	10.46	\$21.69	\$45,112	3.19	\$12.65	\$16.35	\$20.72	\$26.60	\$31.91	\$26,315	\$34,010	\$43,090	\$55,326	\$66,382
47-2161	Plasterers and stucco masons	440	31.87	\$15.55	\$32,335	3.75	\$12.27	\$13.15	\$14.41	\$16.32	\$21.86	\$25,517	\$27,350	\$29,969	\$33,946	\$45,472
47-2171	Reinforcing iron and rebar workers	#	#	\$20.46	\$42,561	15.32	\$12.59	\$13.93	\$16.97	\$25.48	\$36.48	\$26,193	\$28,975	\$35,296	\$53,005	\$75,884
47-2181	Roofers	1,400	11.77	\$14.52	\$30,210	3.73	\$9.15	\$11.48	\$14.10	\$17.16	\$21.04	\$19,036	\$23,872	\$29,337	\$35,686	\$43,756
47-2211	Sheet metal workers	1,350	13.36	\$17.69	\$36,796	4.58	\$10.34	\$13.06	\$16.26	\$21.96	\$28.03	\$21,514	\$27,172	\$33,825	\$45,678	\$58,304
47-2221	Structural iron and steel workers	#	#	\$19.98	\$41,560	12.28	\$13.23	\$15.14	\$18.26	\$26.63	\$30.33	\$27,512	\$31,482	\$37,985	\$55,388	\$63,087
47-3011	Helpers--brickmasons, blockmasons, stonemasons, and tile and marble setters	590	20.55	\$14.44	\$30,040	5.94	\$10.17	\$11.32	\$13.71	\$15.80	\$18.51	\$21,149	\$23,543	\$28,512	\$32,861	\$38,495
47-3012	Helpers--carpenters	340	27.58	\$12.56	\$26,123	5.01	\$8.43	\$10.15	\$12.11	\$14.42	\$17.74	\$17,544	\$21,106	\$25,192	\$29,994	\$36,894
47-3013	Helpers--electricians	540	24.75	\$14.02	\$29,162	3.15	\$10.33	\$12.18	\$13.73	\$15.25	\$18.78	\$21,478	\$25,337	\$28,568	\$31,710	\$39,069
47-3014	Helpers--painters, paperhangers, plasterers, and stucco masons	#	#	\$11.91	\$24,771	6.35	\$8.63	\$10.46	\$11.99	\$13.87	\$15.12	\$17,945	\$21,750	\$24,930	\$28,843	\$31,445
47-3015	Helpers--pipelayers, plumbers, pipefitters, and steamfitters	340	21.43	\$15.27	\$31,764	3.5	\$9.48	\$12.53	\$14.44	\$18.22	\$22.08	\$19,724	\$26,052	\$30,029	\$37,894	\$45,920
47-3016	Helpers--roofers	#	#	\$11.48	\$23,883	4.51	\$9.28	\$10.26	\$11.48	\$12.91	\$14.31	\$19,302	\$21,333	\$23,879	\$26,846	\$29,770
47-3019	Helpers, construction trades, all other	250	44.76	\$11.02	\$22,914	6.29	\$7.50	\$9.49	\$11.06	\$13.03	\$13.94	\$15,599	\$19,745	\$23,008	\$27,104	\$28,995
47-4011	Construction and building inspectors	1,260	16.06	\$24.41	\$50,775	3.08	\$14.58	\$19.96	\$24.43	\$29.13	\$33.85	\$30,316	\$41,523	\$50,812	\$60,583	\$70,414

Data unavailable

Occupational Code	Occupational Title	Employment Estimate	Employment Percentage Relative Standard Error	Average Hourly Wage	Average Annual Wage	Wage Percentage Relative Standard Error	10th Percentile (Hourly)	25th Percentile (Hourly)	50th Percentile (Hourly)	75th Percentile (Hourly)	90th Percentile (Hourly)	10th Percentile (Annual)	25th Percentile (Annual)	50th Percentile (Annual)	75th Percentile (Annual)	90th Percentile (Annual)
47-4021	Elevator installers and repairers	#	#	\$26.74	\$55,612	4.47	\$16.19	\$19.32	\$28.06	\$33.58	\$36.43	\$33,676	\$40,180	\$58,356	\$69,843	\$75,785
47-4031	Fence erectors	170	41.88	\$14.76	\$30,709	8.71	\$12.04	\$12.96	\$14.06	\$15.85	\$19.27	\$25,044	\$26,963	\$29,246	\$32,967	\$40,085
47-4041	Hazardous materials removal workers	840	22.14	\$16.53	\$34,373	1.71	\$9.38	\$14.17	\$16.85	\$18.82	\$21.40	\$19,509	\$29,476	\$35,041	\$39,156	\$44,502
47-4051	Highway maintenance workers	860	4.39	\$18.54	\$38,563	1.68	\$14.23	\$16.23	\$18.31	\$21.08	\$23.71	\$29,594	\$33,761	\$38,077	\$43,845	\$49,308
47-4071	Septic tank servicers and sewer pipe cleaners	160	22.4	\$21.28	\$44,257	4.12	\$12.02	\$16.18	\$20.60	\$27.02	\$30.89	\$25,010	\$33,645	\$42,858	\$56,193	\$64,257
47-4099	Construction and related workers, all other	#	#	\$14.74	\$30,657	7.94	\$10.08	\$10.80	\$12.03	\$18.89	\$23.10	\$20,974	\$22,462	\$25,024	\$39,293	\$48,044
47-5011	Derrick operators, oil and gas	#	#	\$22.11	\$45,997	5.43	\$14.16	\$17.39	\$22.00	\$27.44	\$30.37	\$29,462	\$36,164	\$45,763	\$57,076	\$63,164
47-5021	Earth drillers, except oil and gas	360	30.35	\$17.20	\$35,786	8.38	\$10.89	\$13.76	\$17.23	\$20.64	\$23.32	\$22,657	\$28,610	\$35,834	\$42,926	\$48,509
47-5031	Explosives workers, ordnance handling experts, and blasters	#	#	\$21.50	\$44,726	2.94	\$13.88	\$16.44	\$19.83	\$24.50	\$32.48	\$28,867	\$34,186	\$41,236	\$50,955	\$67,549
47-5051	Rock splitters, quarry	#	#	\$11.47	\$23,856	3.6	\$10.13	\$10.58	\$11.34	\$12.10	\$13.65	\$21,076	\$22,016	\$23,582	\$25,161	\$28,392
47-5071	Roustabouts, oil and gas	#	#	\$13.79	\$28,679	2.88	\$9.77	\$11.93	\$13.85	\$15.59	\$18.17	\$20,316	\$24,806	\$28,818	\$32,429	\$37,790
47-5081	Helpers--extraction workers	200	34.69	\$16.41	\$34,124	3.89	\$12.64	\$13.66	\$15.36	\$18.92	\$22.60	\$26,297	\$28,407	\$31,941	\$39,356	\$47,014
47-5099	Extraction workers, all other	20	42.25	\$19.09	\$39,715	11.2	\$10.41	\$11.49	\$14.94	\$24.35	\$34.78	\$21,652	\$23,891	\$31,072	\$50,658	\$72,338
49-0000	Installation, Maintenance, and Repair Occupations	48,150	3.05	\$20.47	\$42,574	0.95	\$10.80	\$14.43	\$19.93	\$26.09	\$30.64	\$22,462	\$30,020	\$41,450	\$54,267	\$63,740
49-1011	First-line supervisors/managers of mechanics, installers, and repairers	3,890	4.4	\$28.00	\$58,245	1.2	\$17.23	\$21.42	\$27.46	\$33.81	\$39.56	\$35,844	\$44,558	\$57,123	\$70,319	\$82,290
49-2011	Computer, automated teller, and office machine repairers	1,360	15.19	\$20.72	\$43,088	3.79	\$12.27	\$15.54	\$20.45	\$26.11	\$30.08	\$25,514	\$32,328	\$42,526	\$54,317	\$62,565
49-2021	Radio mechanics	#	#	\$15.87	\$33,019	16.65	\$10.42	\$11.81	\$14.75	\$18.02	\$25.86	\$21,680	\$24,559	\$30,678	\$37,486	\$53,795
49-2022	Telecommunications equipment installers and repairers, except line installers	3,380	10.28	\$26.38	\$54,880	1.82	\$18.82	\$24.06	\$27.08	\$29.72	\$31.75	\$39,143	\$50,039	\$56,321	\$61,816	\$66,049
49-2091	Avionics technicians	130	19.04	\$25.50	\$53,031	3.15	\$18.05	\$23.02	\$26.19	\$28.55	\$30.52	\$37,535	\$47,873	\$54,473	\$59,376	\$63,475
49-2092	Electric motor, power tool, and related repairers	260	39.32	\$17.53	\$36,463	12.81	\$10.72	\$12.75	\$15.53	\$22.66	\$26.73	\$22,301	\$26,528	\$32,297	\$47,140	\$55,600
49-2093	Electrical and electronics installers and repairers, transportation equipment	#	#	\$21.47	\$44,658	10.02	\$15.50	\$17.71	\$20.41	\$22.85	\$29.91	\$32,240	\$36,838	\$42,461	\$47,525	\$62,220
49-2094	Electrical and electronics repairers, commercial and industrial equipment	1,050	17.47	\$22.72	\$47,258	4.16	\$13.23	\$16.90	\$22.59	\$28.45	\$32.52	\$27,525	\$35,157	\$46,990	\$59,180	\$67,635
49-2095	Electrical and electronics repairers, powerhouse, substation, and relay	200	24.1	\$28.62	\$59,533	2.3	\$23.72	\$26.28	\$28.73	\$31.09	\$35.01	\$49,328	\$54,672	\$59,764	\$64,674	\$72,820
49-2096	Electronic equipment installers and repairers, motor vehicles	370	28.52	\$14.78	\$30,743	3.98	\$9.86	\$11.97	\$14.71	\$17.23	\$19.41	\$20,511	\$24,898	\$30,591	\$35,843	\$40,373
49-2097	Electronic home entertainment equipment installers and repairers	370	38.78	\$18.98	\$39,474	6.81	\$13.01	\$16.02	\$18.70	\$22.12	\$26.37	\$27,068	\$33,318	\$38,900	\$46,013	\$54,850
49-2098	Security and fire alarm systems installers	390	20.79	\$19.61	\$40,787	3.09	\$13.05	\$14.77	\$18.79	\$23.89	\$28.37	\$27,151	\$30,729	\$39,077	\$49,699	\$59,012

Data unavailable

Occupational Code	Occupational Title	Employment Estimate	Employment Percentage Relative Standard Error	Average Hourly Wage	Average Annual Wage	Wage Percentage Relative Standard Error	10th Percentile (Hourly)	25th Percentile (Hourly)	50th Percentile (Hourly)	75th Percentile (Hourly)	90th Percentile (Hourly)	10th Percentile (Annual)	25th Percentile (Annual)	50th Percentile (Annual)	75th Percentile (Annual)	90th Percentile (Annual)
49-3011	Aircraft mechanics and service technicians	1,130	10.45	\$26.70	\$55,544	2.51	\$19.84	\$24.71	\$27.27	\$29.96	\$33.24	\$41,271	\$51,397	\$56,717	\$62,323	\$69,138
49-3021	Automotive body and related repairers	1,370	11.08	\$23.37	\$48,618	3.73	\$11.27	\$16.57	\$22.55	\$29.35	\$36.10	\$23,432	\$34,465	\$46,913	\$61,052	\$75,080
49-3022	Automotive glass installers and repairers	#	#	\$14.94	\$31,068	7.66	\$12.62	\$13.32	\$14.48	\$15.64	\$18.44	\$26,254	\$27,709	\$30,127	\$32,525	\$38,348
49-3023	Automotive service technicians and mechanics	5,620	7.95	\$18.37	\$38,204	2.87	\$9.41	\$11.81	\$16.99	\$23.42	\$29.31	\$19,571	\$24,569	\$35,349	\$48,711	\$60,958
49-3031	Bus and truck mechanics and diesel engine specialists	2,540	7.5	\$20.83	\$43,330	1.46	\$14.31	\$17.19	\$20.64	\$24.34	\$28.33	\$29,762	\$35,761	\$42,925	\$50,632	\$58,924
49-3042	Mobile heavy equipment mechanics, except engines	1,490	15.13	\$21.11	\$43,912	1.91	\$15.38	\$17.69	\$21.13	\$24.59	\$27.97	\$31,996	\$36,802	\$43,941	\$51,147	\$58,169
49-3043	Rail car repairers	140	32.73	#	#	#	#	#	#	#	#	#	#	#	#	#
49-3051	Motorboat mechanics	#	#	\$17.50	\$36,407	7.3	\$11.50	\$13.59	\$18.59	\$21.35	\$22.89	\$23,925	\$28,272	\$38,673	\$44,417	\$47,617
49-3052	Motorcycle mechanics	130	27.67	\$18.49	\$38,453	3.94	\$11.83	\$15.66	\$17.95	\$21.40	\$24.89	\$24,614	\$32,573	\$37,327	\$44,510	\$51,778
49-3053	Outdoor power equipment and other small engine mechanics	160	33.85	\$16.85	\$35,051	4.23	\$12.65	\$13.94	\$15.57	\$19.92	\$23.65	\$26,307	\$28,989	\$32,388	\$41,444	\$49,193
49-3091	Bicycle repairers	#	#	\$8.77	\$18,243	5.84	\$7.75	\$8.10	\$8.69	\$9.28	\$10.44	\$16,111	\$16,845	\$18,069	\$19,292	\$21,715
49-3092	Recreational vehicle service technicians	#	#	\$19.74	\$41,063	5.7	\$13.84	\$16.69	\$19.97	\$22.79	\$24.84	\$28,793	\$34,712	\$41,533	\$47,394	\$51,675
49-3093	Tire repairers and changers	1,100	23.96	\$11.46	\$23,840	3.03	\$8.15	\$9.64	\$11.18	\$13.22	\$15.08	\$16,955	\$20,057	\$23,247	\$27,495	\$31,361
49-9011	Mechanical door repairers	#	#	\$17.29	\$35,958	2.31	\$13.37	\$15.09	\$17.28	\$19.27	\$22.01	\$27,802	\$31,391	\$35,947	\$40,091	\$45,773
49-9012	Control and valve installers and repairers, except mechanical door	510	28.87	\$22.13	\$46,027	5.99	\$11.68	\$18.27	\$23.33	\$27.75	\$30.08	\$24,286	\$38,007	\$48,521	\$57,711	\$62,565
49-9021	Heating, air conditioning, and refrigeration mechanics and installers	1,990	13.91	\$22.73	\$47,278	4.21	\$13.57	\$17.00	\$24.19	\$28.36	\$30.91	\$28,228	\$35,353	\$50,306	\$58,999	\$64,283
49-9031	Home appliance repairers	310	30.32	\$20.70	\$43,066	9.08	\$10.70	\$16.83	\$21.15	\$24.44	\$28.54	\$22,257	\$35,013	\$44,002	\$50,830	\$59,370
49-9041	Industrial machinery mechanics	2,000	11.13	\$21.68	\$45,092	2.25	\$14.93	\$17.47	\$21.31	\$24.95	\$29.91	\$31,046	\$36,337	\$44,320	\$51,895	\$62,218
49-9042	Maintenance and repair workers, general	9,210	5.73	\$17.26	\$35,899	1.41	\$10.20	\$13.03	\$16.56	\$21.31	\$26.21	\$21,208	\$27,110	\$34,435	\$44,324	\$54,524
49-9043	Maintenance workers, machinery	1,340	47.04	\$18.42	\$38,313	8.41	\$9.56	\$12.46	\$20.12	\$23.65	\$27.44	\$19,887	\$25,925	\$41,844	\$49,188	\$57,065
49-9044	Millwrights	#	#	\$18.51	\$38,493	3.15	\$11.53	\$13.77	\$16.98	\$24.52	\$27.47	\$23,976	\$28,649	\$35,327	\$50,999	\$57,132
49-9051	Electrical power-line installers and repairers	610	13.27	\$31.21	\$64,915	2.07	\$22.37	\$27.02	\$32.95	\$36.38	\$38.82	\$46,521	\$56,197	\$68,537	\$75,670	\$80,746
49-9052	Telecommunications line installers and repairers	1,500	25.89	\$20.46	\$42,561	6.04	\$13.24	\$15.67	\$19.30	\$24.46	\$29.39	\$27,540	\$32,599	\$40,153	\$50,875	\$61,126
49-9061	Camera and photographic equipment repairers	#	#	\$19.91	\$41,408	9.32	\$16.02	\$18.50	\$19.95	\$21.60	\$22.60	\$33,324	\$38,476	\$41,490	\$44,929	\$47,013
49-9062	Medical equipment repairers	350	32.14	\$24.26	\$50,470	10.47	\$13.14	\$16.62	\$24.80	\$30.14	\$37.66	\$27,323	\$34,564	\$51,576	\$62,700	\$78,335
49-9069	Precision instrument and equipment repairers, all other	#	#	\$28.93	\$60,181	4.82	\$24.83	\$26.32	\$28.78	\$31.25	\$36.18	\$51,636	\$54,749	\$59,865	\$64,995	\$75,245
49-9091	Coin, vending, and amusement machine servicers and repairers	300	19.56	\$16.33	\$33,974	3.29	\$8.97	\$12.95	\$16.39	\$19.40	\$23.66	\$18,660	\$26,935	\$34,081	\$40,343	\$49,203
49-9094	Locksmiths and safe repairers	280	28.99	\$18.53	\$38,549	10.05	\$10.46	\$11.71	\$18.88	\$23.81	\$27.47	\$21,747	\$24,350	\$39,274	\$49,515	\$57,136

Data unavailable

Occupational Code	Occupational Title	Employment Estimate	Employment Percentage Relative Standard Error	Average Hourly Wage	Average Annual Wage	Wage Percentage Relative Standard Error	10th Percentile (Hourly)	25th Percentile (Hourly)	50th Percentile (Hourly)	75th Percentile (Hourly)	90th Percentile (Hourly)	10th Percentile (Annual)	25th Percentile (Annual)	50th Percentile (Annual)	75th Percentile (Annual)	90th Percentile (Annual)
49-9096	Riggers	#	#	\$20.11	\$41,830	5.73	\$14.65	\$16.73	\$19.79	\$22.73	\$27.64	\$30,463	\$34,808	\$41,173	\$47,281	\$57,500
49-9098	Helpers--installation, maintenance, and repair workers	680	10.44	\$13.95	\$29,021	4.15	\$7.77	\$9.84	\$12.93	\$17.74	\$21.98	\$16,167	\$20,461	\$26,895	\$36,892	\$45,724
49-9099	Installation, maintenance, and repair workers, all other	2,060	12.86	\$14.77	\$30,728	2.77	\$8.31	\$10.78	\$14.00	\$17.92	\$22.78	\$17,283	\$22,416	\$29,126	\$37,280	\$47,383
51-0000	Production Occupations	50,560	4.09	\$15.44	\$32,106	1.08	\$8.74	\$10.66	\$13.93	\$18.84	\$24.29	\$18,183	\$22,182	\$28,985	\$39,178	\$50,524
51-1011	First-line supervisors/managers of production and operating workers	3,310	6.53	\$24.63	\$51,237	1.77	\$15.47	\$18.45	\$23.34	\$29.53	\$36.93	\$32,186	\$38,375	\$48,551	\$61,426	\$76,815
51-2011	Aircraft structure, surfaces, rigging, and systems assemblers	10	44.55	\$16.38	\$34,069	12.02	\$10.49	\$11.45	\$12.88	\$22.76	\$25.90	\$21,818	\$23,814	\$26,798	\$47,340	\$53,872
51-2022	Electrical and electronic equipment assemblers	1,470	16.93	\$13.66	\$28,403	3.91	\$8.13	\$9.99	\$12.67	\$16.03	\$20.68	\$16,901	\$20,776	\$26,349	\$33,335	\$43,010
51-2023	Electromechanical equipment assemblers	320	12.25	\$16.70	\$34,727	4.68	\$11.49	\$13.49	\$15.85	\$19.25	\$23.66	\$23,906	\$28,054	\$32,963	\$40,045	\$49,213
51-2031	Engine and other machine assemblers	#	#	\$13.72	\$28,532	5.95	\$10.49	\$11.66	\$13.20	\$14.88	\$19.14	\$21,826	\$24,246	\$27,462	\$30,947	\$39,809
51-2041	Structural metal fabricators and fitters	630	20.37	\$16.05	\$33,384	5.39	\$9.06	\$12.78	\$16.05	\$18.84	\$23.29	\$18,850	\$26,585	\$33,381	\$39,194	\$48,433
51-2092	Team assemblers	4,600	9.31	\$12.22	\$25,423	2.03	\$7.88	\$9.75	\$12.04	\$14.17	\$16.65	\$16,397	\$20,285	\$25,036	\$29,477	\$34,635
51-2099	Assemblers and fabricators, all other	1,780	17.8	\$12.36	\$25,710	2.78	\$8.05	\$9.82	\$11.61	\$14.21	\$17.41	\$16,737	\$20,421	\$24,152	\$29,547	\$36,222
51-3011	Bakers	1,570	12.29	\$14.09	\$29,306	3.15	\$8.97	\$10.65	\$13.91	\$17.73	\$19.71	\$18,651	\$22,148	\$28,922	\$36,886	\$41,007
51-3021	Butchers and meat cutters	1,170	13.41	\$14.19	\$29,513	2.33	\$9.29	\$10.87	\$14.03	\$17.59	\$19.69	\$19,320	\$22,600	\$29,181	\$36,586	\$40,949
51-3022	Meat, poultry, and fish cutters and trimmers	400	10.26	\$11.21	\$23,327	3.14	\$8.46	\$9.78	\$11.04	\$12.26	\$14.48	\$17,604	\$20,341	\$22,958	\$25,491	\$30,128
51-3023	Slaughterers and meat packers	320	11.44	\$10.89	\$22,660	3.61	\$9.45	\$10.07	\$10.90	\$11.72	\$13.04	\$19,658	\$20,942	\$22,662	\$24,382	\$27,115
51-3091	Food and tobacco roasting, baking, and drying machine operators and tenders	#	#	\$11.09	\$23,073	9.4	\$7.45	\$8.41	\$10.68	\$13.31	\$16.12	\$15,504	\$17,490	\$22,209	\$27,681	\$33,533
51-3092	Food batchmakers	590	14.91	\$11.67	\$24,270	6.15	\$7.61	\$8.36	\$10.18	\$14.38	\$18.73	\$15,824	\$17,387	\$21,180	\$29,916	\$38,968
51-3093	Food cooking machine operators and tenders	250	9.15	\$11.20	\$23,288	6.05	\$7.90	\$8.82	\$10.45	\$12.65	\$16.52	\$16,432	\$18,345	\$21,740	\$26,307	\$34,368
51-4011	Computer-controlled machine tool operators, metal and plastic	800	9.67	\$15.33	\$31,892	4.37	\$10.17	\$11.90	\$14.94	\$18.29	\$21.48	\$21,160	\$24,742	\$31,082	\$38,035	\$44,670
51-4012	Numerical tool and process control programmers	50	21.12	\$25.20	\$52,422	5.54	\$18.56	\$20.44	\$22.98	\$27.67	\$38.59	\$38,598	\$42,511	\$47,800	\$57,555	\$80,269
51-4021	Extruding and drawing machine setters, operators, and tenders, metal and plastic	300	13.24	\$14.23	\$29,603	6.32	\$8.17	\$9.67	\$14.24	\$17.51	\$21.78	\$16,989	\$20,118	\$29,616	\$36,411	\$45,309
51-4022	Forging machine setters, operators, and tenders, metal and plastic	120	7.46	\$18.80	\$39,104	9.13	\$11.67	\$16.47	\$20.12	\$22.35	\$23.68	\$24,268	\$34,261	\$41,854	\$46,485	\$49,264
51-4023	Rolling machine setters, operators, and tenders, metal and plastic	50	30.94	\$16.58	\$34,479	9.1	\$10.39	\$13.12	\$15.66	\$17.65	\$22.22	\$21,607	\$27,293	\$32,565	\$36,719	\$46,216
51-4031	Cutting, punching, and press machine setters, operators, and tenders, metal and plastic	790	13.12	\$14.80	\$30,784	2.42	\$10.38	\$11.98	\$14.28	\$17.04	\$20.02	\$21,591	\$24,915	\$29,702	\$35,434	\$41,634

Data unavailable

Occupational Code	Occupational Title	Employment Estimate	Employment Percentage Relative Standard Error	Average Hourly Wage	Average Annual Wage	Wage Percentage Relative Standard Error	10th Percentile (Hourly)	25th Percentile (Hourly)	50th Percentile (Hourly)	75th Percentile (Hourly)	90th Percentile (Hourly)	10th Percentile (Annual)	25th Percentile (Annual)	50th Percentile (Annual)	75th Percentile (Annual)	90th Percentile (Annual)
51-4032	Drilling and boring machine tool setters, operators, and tenders, metal and plastic	50	45.19	\$12.77	\$26,569	3.92	\$9.69	\$10.75	\$12.65	\$14.48	\$16.08	\$20,149	\$22,360	\$26,305	\$30,114	\$33,436
51-4033	Grinding, lapping, polishing, and buffing machine tool setters, operators, and tenders, metal and plastic	130	31.73	\$13.56	\$28,204	5.04	\$9.93	\$10.84	\$12.61	\$14.98	\$20.06	\$20,654	\$22,541	\$26,220	\$31,159	\$41,724
51-4034	Lathe and turning machine tool setters, operators, and tenders, metal and plastic	190	18.94	\$20.27	\$42,165	4.18	\$16.28	\$18.23	\$19.99	\$22.38	\$25.92	\$33,853	\$37,920	\$41,589	\$46,546	\$53,919
51-4035	Milling and planing machine setters, operators, and tenders, metal and plastic	60	38.45	\$17.61	\$36,628	2.62	\$12.58	\$13.96	\$16.63	\$20.67	\$25.53	\$26,161	\$29,043	\$34,593	\$42,995	\$53,095
51-4041	Machinists	1,800	9.24	\$18.45	\$38,385	2.41	\$11.35	\$13.80	\$17.89	\$22.00	\$25.75	\$23,601	\$28,707	\$37,202	\$45,766	\$53,555
51-4061	Model makers, metal and plastic	#	#	\$18.38	\$38,237	11.92	\$11.65	\$13.22	\$16.27	\$21.83	\$30.89	\$24,228	\$27,487	\$33,845	\$45,414	\$64,243
51-4072	Molding, coremaking, and casting machine setters, operators, and tenders, metal and plastic	660	45.4	\$12.61	\$26,225	2.66	\$8.13	\$9.47	\$11.83	\$14.07	\$18.98	\$16,908	\$19,700	\$24,616	\$29,263	\$39,475
51-4081	Multiple machine tool setters, operators, and tenders, metal and plastic	890	38.3	\$18.64	\$38,765	7.06	\$9.58	\$12.02	\$20.05	\$25.30	\$27.26	\$19,918	\$24,999	\$41,705	\$52,621	\$56,692
51-4111	Tool and die makers	190	9.75	\$20.45	\$42,535	2.99	\$12.57	\$15.85	\$20.16	\$25.67	\$28.34	\$26,148	\$32,961	\$41,925	\$53,390	\$58,952
51-4121	Welders, cutters, solderers, and brazers	1,760	15.61	\$16.56	\$34,440	2.98	\$10.85	\$12.63	\$15.85	\$19.13	\$23.98	\$22,569	\$26,263	\$32,961	\$39,780	\$49,880
51-4122	Welding, soldering, and brazing machine setters, operators, and tenders	160	25.52	\$20.86	\$43,391	13.65	\$10.35	\$13.61	\$18.06	\$24.33	\$42.88	\$21,518	\$28,302	\$37,572	\$50,608	\$89,185
51-4191	Heat treating equipment setters, operators, and tenders, metal and plastic	80	38.11	\$15.70	\$32,663	10.1	\$9.52	\$10.42	\$13.85	\$21.20	\$23.68	\$19,808	\$21,676	\$28,802	\$44,095	\$49,264
51-4192	Lay-out workers, metal and plastic	#	#	\$21.57	\$44,869	3.82	\$13.45	\$17.56	\$23.15	\$25.91	\$27.57	\$27,971	\$36,521	\$48,150	\$53,900	\$57,350
51-4193	Plating and coating machine setters, operators, and tenders, metal and plastic	210	35.15	\$13.45	\$27,972	3.49	\$9.53	\$10.70	\$12.70	\$15.43	\$19.42	\$19,813	\$22,247	\$26,423	\$32,087	\$40,404
51-4194	Tool grinders, filers, and sharpeners	#	#	\$16.44	\$34,196	5.14	\$12.41	\$13.80	\$15.97	\$17.87	\$22.05	\$25,808	\$28,710	\$33,210	\$37,178	\$45,873
51-4199	Metal workers and plastic workers, all other	210	30.31	\$17.49	\$36,388	11.34	\$10.27	\$11.81	\$15.02	\$19.01	\$24.45	\$21,364	\$24,564	\$31,234	\$39,551	\$50,856
51-5011	Bindery workers	610	24.31	\$13.55	\$28,188	2.19	\$9.07	\$10.45	\$13.08	\$15.62	\$19.44	\$18,867	\$21,738	\$27,197	\$32,496	\$40,434
51-5021	Job printers	250	26.41	\$16.60	\$34,537	4.35	\$10.59	\$13.05	\$16.77	\$20.07	\$22.38	\$22,026	\$27,145	\$34,872	\$41,744	\$46,553
51-5022	Prepress technicians and workers	350	16.49	\$20.49	\$42,627	4.24	\$13.45	\$16.26	\$20.34	\$24.83	\$27.79	\$27,984	\$33,821	\$42,300	\$51,645	\$57,800
51-5023	Printing machine operators	1,760	11.05	\$17.11	\$35,582	3.15	\$10.55	\$12.85	\$16.46	\$20.71	\$24.48	\$21,954	\$26,725	\$34,242	\$43,081	\$50,919
51-6011	Laundry and dry-cleaning workers	1,560	10.93	\$10.36	\$21,557	2.39	\$7.67	\$8.37	\$9.69	\$11.40	\$14.26	\$15,944	\$17,419	\$20,154	\$23,719	\$29,656
51-6021	Pressers, textile, garment, and related materials	670	13.37	\$9.72	\$20,220	3.44	\$7.80	\$8.48	\$9.59	\$10.88	\$11.78	\$16,219	\$17,646	\$19,942	\$22,630	\$24,501
51-6031	Sewing machine operators	1,220	12.56	\$10.93	\$22,734	1.79	\$8.44	\$9.84	\$10.88	\$11.96	\$13.61	\$17,555	\$20,459	\$22,627	\$24,876	\$28,308
51-6052	Tailors, dressmakers, and custom sewers	310	24.23	\$12.86	\$26,745	5.91	\$9.03	\$9.84	\$11.21	\$16.12	\$18.49	\$18,789	\$20,477	\$23,311	\$33,536	\$38,463
51-6062	Textile cutting machine setters, operators, and tenders	#	#	\$11.13	\$23,157	9.83	\$7.22	\$9.46	\$10.83	\$12.95	\$16.00	\$15,027	\$19,682	\$22,521	\$26,941	\$33,288

Data unavailable

Occupational Code	Occupational Title	Employment Estimate	Employment Percentage Relative Standard Error	Average Hourly Wage	Average Annual Wage	Wage Percentage Relative Standard Error	10th Percentile (Hourly)	25th Percentile (Hourly)	50th Percentile (Hourly)	75th Percentile (Hourly)	90th Percentile (Hourly)	10th Percentile (Annual)	25th Percentile (Annual)	50th Percentile (Annual)	75th Percentile (Annual)	90th Percentile (Annual)
51-6091	Extruding and forming machine setters, operators, and tenders, synthetic and glass fibers	10	35.07	\$17.67	\$36,762	7.42	\$12.56	\$15.00	\$17.00	\$19.91	\$24.46	\$26,128	\$31,210	\$35,357	\$41,415	\$50,882
51-6092	Fabric and apparel patternmakers	20	34.24	\$18.64	\$38,780	7.41	\$12.45	\$14.00	\$16.87	\$23.47	\$29.84	\$25,887	\$29,129	\$35,095	\$48,814	\$62,061
51-6093	Upholsterers	170	27.25	\$13.55	\$28,184	5.88	\$10.07	\$11.48	\$13.13	\$14.95	\$18.00	\$20,943	\$23,878	\$27,312	\$31,092	\$37,447
51-7011	Cabinetmakers and bench carpenters	790	31.12	\$13.52	\$28,121	5.95	\$9.65	\$10.48	\$12.13	\$16.41	\$19.42	\$20,066	\$21,794	\$25,223	\$34,128	\$40,389
51-7021	Furniture finishers	130	35.97	\$13.82	\$28,739	4.99	\$8.86	\$10.67	\$13.87	\$16.83	\$18.75	\$18,430	\$22,191	\$28,846	\$35,001	\$38,996
51-7041	Sawing machine setters, operators, and tenders, wood	270	34.06	\$12.78	\$26,579	5.8	\$8.36	\$9.78	\$12.63	\$15.35	\$18.03	\$17,386	\$20,332	\$26,269	\$31,925	\$37,512
51-7042	Woodworking machine setters, operators, and tenders, except sawing	370	18.76	\$12.64	\$26,300	3.81	\$9.17	\$10.44	\$12.51	\$14.53	\$16.99	\$19,072	\$21,712	\$26,017	\$30,230	\$35,347
51-7099	Woodworkers, all other	#	#	\$9.35	\$19,448	19.54	\$6.96	\$7.13	\$7.40	\$10.32	\$16.89	\$14,478	\$14,822	\$15,396	\$21,459	\$35,133
51-8012	Power distributors and dispatchers	30	14.73	\$34.90	\$72,594	4.58	\$26.95	\$32.04	\$36.60	\$39.52	\$42.92	\$56,048	\$66,652	\$76,129	\$82,193	\$89,270
51-8013	Power plant operators	#	#	\$26.48	\$55,086	3.25	\$21.26	\$25.15	\$27.23	\$29.36	\$30.75	\$44,219	\$52,307	\$56,634	\$61,060	\$63,965
51-8021	Stationary engineers and boiler operators	270	16.02	\$24.06	\$50,053	2.13	\$13.96	\$20.07	\$24.58	\$29.06	\$32.48	\$29,039	\$41,741	\$51,121	\$60,445	\$67,548
51-8031	Water and liquid waste treatment plant and system operators	560	8.16	\$22.03	\$45,830	2.57	\$14.35	\$17.27	\$21.97	\$26.86	\$30.31	\$29,841	\$35,930	\$45,698	\$55,864	\$63,054
51-8091	Chemical plant and system operators	#	#	\$19.26	\$40,064	7.76	\$13.52	\$15.06	\$17.75	\$23.66	\$28.03	\$28,131	\$31,322	\$36,914	\$49,212	\$58,309
51-8092	Gas plant operators	#	#	\$22.46	\$46,727	8.74	\$15.67	\$17.51	\$22.13	\$27.11	\$30.38	\$32,587	\$36,420	\$46,025	\$56,397	\$63,192
51-8093	Petroleum pump system operators, refinery operators, and gaugers	230	25.08	\$30.31	\$63,040	4.35	\$20.71	\$26.26	\$30.71	\$34.12	\$36.70	\$43,071	\$54,628	\$63,886	\$70,976	\$76,346
51-8099	Plant and system operators, all other	120	10.6	\$23.31	\$48,494	3.88	\$16.11	\$19.52	\$23.37	\$27.70	\$30.19	\$33,503	\$40,607	\$48,609	\$57,619	\$62,789
51-9011	Chemical equipment operators and tenders	300	21.9	\$18.06	\$37,560	6.99	\$12.48	\$14.81	\$17.86	\$21.42	\$24.28	\$25,964	\$30,798	\$37,153	\$44,560	\$50,510
51-9012	Separating, filtering, clarifying, precipitating, and still machine setters, operators, and tenders	#	#	\$15.74	\$32,743	3.08	\$12.39	\$13.84	\$15.91	\$17.77	\$19.14	\$25,767	\$28,791	\$33,083	\$36,954	\$39,814
51-9021	Crushing, grinding, and polishing machine setters, operators, and tenders	120	28.72	\$15.36	\$31,953	12.2	\$10.15	\$11.10	\$13.20	\$17.36	\$23.65	\$21,113	\$23,078	\$27,447	\$36,117	\$49,190
51-9022	Grinding and polishing workers, hand	240	15.5	\$14.46	\$30,067	5.21	\$9.09	\$10.85	\$13.49	\$17.86	\$22.27	\$18,909	\$22,561	\$28,062	\$37,150	\$46,323
51-9023	Mixing and blending machine setters, operators, and tenders	600	10.93	\$15.28	\$31,783	4.48	\$8.10	\$11.81	\$15.15	\$18.10	\$22.60	\$16,851	\$24,555	\$31,511	\$37,647	\$47,002
51-9031	Cutters and trimmers, hand	90	31.08	\$11.50	\$23,927	5.11	\$7.89	\$8.94	\$11.24	\$13.60	\$16.24	\$16,414	\$18,595	\$23,384	\$28,298	\$33,776
51-9032	Cutting and slicing machine setters, operators, and tenders	310	14.22	\$14.05	\$29,234	4.14	\$8.86	\$10.44	\$12.85	\$17.19	\$21.89	\$18,438	\$21,722	\$26,736	\$35,754	\$45,522
51-9041	Extruding, forming, pressing, and compacting machine setters, operators, and tenders	270	18.35	\$14.14	\$29,415	9.13	\$7.02	\$7.49	\$11.94	\$20.54	\$25.31	\$14,606	\$15,587	\$24,832	\$42,729	\$52,639
51-9051	Furnace, kiln, oven, drier, and kettle operators and tenders	60	4.85	\$17.12	\$35,602	2.42	\$11.69	\$14.38	\$17.15	\$20.29	\$22.17	\$24,308	\$29,916	\$35,675	\$42,193	\$46,103

Data unavailable

Occupational Code	Occupational Title	Employment Estimate	Employment Percentage Relative Standard Error	Average Hourly Wage	Average Annual Wage	Wage Percentage Relative Standard Error	10th Percentile (Hourly)	25th Percentile (Hourly)	50th Percentile (Hourly)	75th Percentile (Hourly)	90th Percentile (Hourly)	10th Percentile (Annual)	25th Percentile (Annual)	50th Percentile (Annual)	75th Percentile (Annual)	90th Percentile (Annual)
51-9061	Inspectors, testers, sorters, samplers, and weighers	1,740	10.93	\$17.36	\$36,119	1.69	\$11.20	\$13.15	\$16.18	\$20.44	\$26.26	\$23,298	\$27,345	\$33,647	\$42,512	\$54,619
51-9071	Jewelers and precious stone and metal workers	#	#	\$17.17	\$35,722	18.74	\$7.23	\$11.62	\$13.70	\$22.13	\$34.52	\$15,031	\$24,163	\$28,495	\$46,025	\$71,801
51-9081	Dental laboratory technicians	#	#	\$19.60	\$40,769	5.8	\$14.05	\$18.73	\$20.24	\$21.76	\$22.67	\$29,226	\$38,962	\$42,091	\$45,252	\$47,146
51-9082	Medical appliance technicians	#	#	\$19.02	\$39,571	19.42	\$9.01	\$10.85	\$19.86	\$25.57	\$30.57	\$18,750	\$22,570	\$41,310	\$53,190	\$63,592
51-9083	Ophthalmic laboratory technicians	110	34.52	\$16.81	\$34,971	6.53	\$12.68	\$14.14	\$16.67	\$19.06	\$22.20	\$26,366	\$29,402	\$34,665	\$39,641	\$46,181
51-9111	Packaging and filling machine operators and tenders	2,050	34.43	\$13.07	\$27,177	2.03	\$8.08	\$9.35	\$12.57	\$15.91	\$19.28	\$16,808	\$19,458	\$26,150	\$33,102	\$40,108
51-9121	Coating, painting, and spraying machine setters, operators, and tenders	310	14.44	\$14.09	\$29,304	3.58	\$8.13	\$10.36	\$14.03	\$16.76	\$18.78	\$16,919	\$21,540	\$29,186	\$34,859	\$39,056
51-9122	Painters, transportation equipment	530	16.12	\$25.17	\$52,363	6.16	\$11.58	\$18.18	\$23.11	\$33.63	\$38.37	\$24,082	\$37,809	\$48,072	\$69,952	\$79,810
51-9123	Painting, coating, and decorating workers	400	15.15	\$12.97	\$26,977	1.54	\$9.40	\$10.45	\$12.81	\$14.86	\$17.20	\$19,558	\$21,741	\$26,641	\$30,904	\$35,779
51-9131	Photographic process workers	#	#	\$11.50	\$23,920	7.14	\$7.82	\$8.85	\$10.60	\$11.93	\$16.28	\$16,268	\$18,418	\$22,039	\$24,816	\$33,868
51-9132	Photographic processing machine operators	360	13.09	\$12.05	\$25,054	2.94	\$8.44	\$9.58	\$11.01	\$12.94	\$17.87	\$17,557	\$19,918	\$22,901	\$26,913	\$37,160
51-9191	Cementing and gluing machine operators and tenders	120	15.95	\$14.92	\$31,042	5.95	\$9.56	\$10.63	\$14.29	\$18.33	\$22.50	\$19,895	\$22,110	\$29,718	\$38,131	\$46,806
51-9192	Cleaning, washing, and metal pickling equipment operators and tenders	30	35.39	\$13.42	\$27,916	5.02	\$8.99	\$12.47	\$13.86	\$15.16	\$16.88	\$18,696	\$25,934	\$28,833	\$31,534	\$35,119
51-9194	Etchers and engravers	80	49.06	\$13.64	\$28,372	3.46	\$9.23	\$10.87	\$13.69	\$16.57	\$18.51	\$19,203	\$22,605	\$28,471	\$34,461	\$38,507
51-9195	Molders, shapers, and casters, except metal and plastic	#	#	\$15.83	\$32,929	5.68	\$10.08	\$12.40	\$16.09	\$19.08	\$22.20	\$20,958	\$25,802	\$33,461	\$39,689	\$46,185
51-9196	Paper goods machine setters, operators, and tenders	570	18.65	\$15.92	\$33,106	4.45	\$8.96	\$13.69	\$16.33	\$18.66	\$21.15	\$18,627	\$28,485	\$33,967	\$38,815	\$43,992
51-9198	Helpers--production workers	2,290	8.06	\$11.28	\$23,457	3.4	\$7.69	\$8.62	\$10.56	\$13.30	\$16.14	\$15,989	\$17,931	\$21,964	\$27,669	\$33,582
51-9199	Production workers, all other	1,410	26.36	\$14.37	\$29,898	3.64	\$8.85	\$9.92	\$12.69	\$17.77	\$23.03	\$18,413	\$20,641	\$26,403	\$36,968	\$47,909
53-0000	Transportation and Material Moving Occupations	81,520	2.4	\$16.59	\$34,515	4.76	\$7.63	\$10.13	\$13.90	\$18.90	\$24.87	\$15,864	\$21,077	\$28,907	\$39,314	\$51,733
53-1011	Aircraft cargo handling supervisors	40	20.94	\$18.42	\$38,305	12.23	\$9.09	\$11.86	\$16.14	\$21.65	\$29.59	\$18,916	\$24,666	\$33,576	\$45,039	\$61,556
53-1021	First-line supervisors/managers of helpers, laborers, and material movers, hand	1,200	7	\$22.66	\$47,136	2.06	\$12.85	\$15.81	\$21.21	\$29.45	\$36.00	\$26,728	\$32,885	\$44,110	\$61,255	\$74,878
53-1031	First-line supervisors/managers of transportation and material-moving machine and vehicle	2,460	12.06	\$24.78	\$51,547	3.07	\$15.72	\$18.11	\$23.82	\$29.47	\$35.76	\$32,695	\$37,659	\$49,555	\$61,300	\$74,388
53-2011	Airline pilots, copilots, and flight engineers	2,290	8.83	#	#	#	#	#	#	#	#	#	#	#	#	#
53-2012	Commercial pilots	310	20.3	#	\$61,318	6.21	#	#	#	#	#	\$27,796	\$40,101	\$55,139	\$83,492	\$106,053
53-2021	Air traffic controllers	170	3.56	\$60.32	\$125,472	4.2	\$32.91	\$53.46	\$63.67	#	#	\$68,459	\$111,201	\$132,429	#	#
53-2022	Airfield operations specialists	70	25.26	\$21.82	\$45,396	5.43	\$13.04	\$16.94	\$22.51	\$27.34	\$29.94	\$27,122	\$35,228	\$46,815	\$56,874	\$62,277
53-3011	Ambulance drivers and attendants, except emergency medical technicians	50	14.35	\$9.81	\$20,398	3.01	\$7.71	\$8.32	\$9.53	\$11.18	\$12.09	\$16,045	\$17,300	\$19,818	\$23,260	\$25,150
53-3021	Bus drivers, transit and intercity	#	#	\$13.81	\$28,722	3.6	\$9.50	\$11.47	\$13.72	\$16.52	\$18.82	\$19,763	\$23,867	\$28,528	\$34,367	\$39,150

Data unavailable

Occupational Code	Occupational Title	Employment Estimate	Employment Percentage Relative Standard Error	Average Hourly Wage	Average Annual Wage	Wage Percentage Relative Standard Error	10th Percentile (Hourly)	25th Percentile (Hourly)	50th Percentile (Hourly)	75th Percentile (Hourly)	90th Percentile (Hourly)	10th Percentile (Annual)	25th Percentile (Annual)	50th Percentile (Annual)	75th Percentile (Annual)	90th Percentile (Annual)
53-3022	Bus drivers, school	2,050	10.05	\$14.94	\$31,075	2.14	\$11.76	\$13.10	\$14.76	\$17.18	\$19.01	\$24,459	\$27,246	\$30,706	\$35,737	\$39,544
53-3031	Driver/sales workers	4,810	17.12	\$11.19	\$23,274	6.9	\$6.95	\$7.10	\$8.61	\$13.99	\$20.29	\$14,456	\$14,767	\$17,900	\$29,099	\$42,213
53-3032	Truck drivers, heavy and tractor-trailer	13,050	4.91	\$19.51	\$40,590	1.21	\$13.67	\$15.93	\$18.79	\$22.97	\$27.12	\$28,438	\$33,135	\$39,076	\$47,773	\$56,408
53-3033	Truck drivers, light or delivery services	10,240	5.59	\$15.39	\$32,014	2.4	\$9.41	\$11.44	\$14.13	\$18.50	\$24.46	\$19,581	\$23,788	\$29,380	\$38,480	\$50,884
53-3041	Taxi drivers and chauffeurs	870	13.18	\$11.37	\$23,648	3.91	\$8.01	\$9.36	\$10.97	\$12.89	\$14.87	\$16,652	\$19,469	\$22,824	\$26,807	\$30,929
53-3099	Motor vehicle operators, all other	1,230	13.95	\$10.84	\$22,546	3.39	\$7.76	\$8.45	\$9.64	\$12.33	\$16.26	\$16,143	\$17,577	\$20,055	\$25,645	\$33,814
53-6021	Parking lot attendants	1,560	18.93	\$8.75	\$18,200	3.44	\$6.99	\$7.20	\$7.58	\$10.02	\$11.82	\$14,538	\$14,982	\$15,760	\$20,851	\$24,579
53-6031	Service station attendants	580	20.12	\$10.42	\$21,676	4.28	\$7.50	\$8.28	\$9.49	\$11.24	\$15.61	\$15,599	\$17,219	\$19,734	\$23,370	\$32,472
53-6041	Traffic technicians	#	#	\$25.91	\$53,892	2.17	\$18.12	\$21.26	\$24.80	\$29.77	\$35.95	\$37,682	\$44,227	\$51,586	\$61,912	\$74,778
53-6051	Transportation inspectors	170	12.75	\$37.34	\$77,668	8.5	\$11.98	\$26.62	\$39.78	\$50.35	\$58.00	\$24,915	\$55,359	\$82,736	\$104,729	\$120,641
53-7011	Conveyor operators and tenders	260	31.82	\$14.00	\$29,128	7.2	\$10.27	\$11.09	\$12.69	\$16.27	\$20.00	\$21,363	\$23,064	\$26,397	\$33,842	\$41,604
53-7021	Crane and tower operators	100	39.22	\$25.48	\$53,007	6.61	\$15.26	\$21.67	\$27.25	\$30.06	\$31.74	\$31,737	\$45,068	\$56,688	\$62,517	\$66,025
53-7032	Excavating and loading machine and dragline operators	350	19.31	\$20.98	\$43,634	2.86	\$16.24	\$18.65	\$20.96	\$23.41	\$27.08	\$33,788	\$38,791	\$43,601	\$48,684	\$56,322
53-7051	Industrial truck and tractor operators	5,900	10.77	\$14.96	\$31,108	1.28	\$10.23	\$12.08	\$14.35	\$17.31	\$21.02	\$21,284	\$25,120	\$29,856	\$35,999	\$43,713
53-7061	Cleaners of vehicles and equipment	3,500	6.12	\$10.86	\$22,594	2.13	\$7.22	\$8.40	\$10.42	\$12.79	\$15.07	\$15,015	\$17,475	\$21,666	\$26,604	\$31,346
53-7062	Laborers and freight, stock, and material movers, hand	16,910	5.76	\$12.52	\$26,041	1.87	\$7.87	\$9.42	\$11.57	\$14.82	\$19.24	\$16,362	\$19,595	\$24,061	\$30,832	\$40,020
53-7063	Machine feeders and offbearers	610	16.9	\$10.84	\$22,550	5.46	\$7.23	\$7.86	\$10.08	\$12.60	\$16.65	\$15,044	\$16,356	\$20,956	\$26,214	\$34,635
53-7064	Packers and packagers, hand	5,330	5.41	\$9.22	\$19,178	1.78	\$7.02	\$7.28	\$7.74	\$9.92	\$14.33	\$14,609	\$15,145	\$16,104	\$20,626	\$29,813
53-7071	Gas compressor and gas pumping station operators	#	#	\$24.33	\$50,616	5.07	\$17.19	\$19.59	\$24.76	\$29.26	\$31.44	\$35,753	\$40,745	\$51,500	\$60,866	\$65,394
53-7073	Wellhead pumpers	250	38.23	\$22.26	\$46,308	9.75	\$14.64	\$16.51	\$19.67	\$27.40	\$36.14	\$30,458	\$34,334	\$40,918	\$56,984	\$75,175
53-7081	Refuse and recyclable material collectors	830	24.95	\$15.18	\$31,569	6.71	\$9.34	\$12.30	\$14.85	\$17.63	\$21.88	\$19,424	\$25,575	\$30,888	\$36,665	\$45,518
53-7121	Tank car, truck, and ship loaders	430	47.51	\$14.12	\$29,372	3.01	\$10.09	\$11.40	\$13.45	\$16.85	\$19.09	\$20,993	\$23,718	\$27,969	\$35,045	\$39,701
53-7199	Material moving workers, all other	980	18.44	\$11.54	\$24,002	3.27	\$8.71	\$9.86	\$11.27	\$13.00	\$15.43	\$18,116	\$20,508	\$23,437	\$27,041	\$32,102

Data unavailable

Occupational Code	Occupational Title	Employment Estimate	Employment Percentage Relative Standard Error	Average Hourly Wage	Average Annual Wage	Wage Percentage Relative Standard Error	10th Percentile (Hourly)	25th Percentile (Hourly)	50th Percentile (Hourly)	75th Percentile (Hourly)	90th Percentile (Hourly)	10th Percentile (Annual)	25th Percentile (Annual)	50th Percentile (Annual)	75th Percentile (Annual)	90th Percentile (Annual)
00-0000	Total All Occupations	129,340	1.44	\$19.21	\$39,963	2.31	\$7.71	\$10.01	\$15.14	\$23.55	\$35.97	\$16,035	\$20,816	\$31,487	\$48,977	\$74,810
11-0000	Management Occupations	5,230	4.37	\$40.91	\$85,083	2.4	\$16.09	\$23.10	\$36.89	\$52.47	#	\$33,476	\$48,057	\$76,723	\$109,142	#
11-1011	Chief executives	80	10.05	\$75.10	\$156,209	6.61	\$41.39	\$50.82	#	#	#	\$86,086	\$105,709	#	#	#
11-1021	General and operations managers	1,980	6.71	\$39.54	\$82,243	2.63	\$16.02	\$20.91	\$32.05	\$50.41	#	\$33,329	\$43,488	\$66,669	\$104,848	#
11-2011	Advertising and promotions managers	20	22.99	\$22.16	\$46,088	7.07	\$12.44	\$13.68	\$19.25	\$27.15	\$35.48	\$25,881	\$28,455	\$40,032	\$56,462	\$73,809
11-2021	Marketing managers	120	17.53	\$43.51	\$90,493	6.44	\$21.06	\$27.96	\$37.02	\$56.03	#	\$43,814	\$58,151	\$77,008	\$116,546	#
11-2022	Sales managers	140	21.84	\$52.47	\$109,139	7.61	\$20.28	\$27.53	\$45.52	#	#	\$42,183	\$57,271	\$94,679	#	#
11-2031	Public relations managers	30	12.87	\$47.95	\$99,732	4.94	\$32.66	\$39.93	\$47.10	\$56.93	\$69.86	\$67,940	\$83,048	\$97,970	\$118,406	\$145,318
11-3011	Administrative services managers	70	13.85	\$36.90	\$76,756	4.67	\$21.49	\$27.42	\$36.97	\$46.28	\$51.81	\$44,689	\$57,024	\$76,902	\$96,266	\$107,775
11-3021	Computer and information systems managers	150	16.1	\$53.66	\$111,603	5.15	\$31.27	\$40.84	\$49.84	\$65.96	#	\$65,049	\$84,940	\$103,676	\$137,200	#
11-3031	Financial managers	130	11.82	\$52.97	\$110,187	4.61	\$18.18	\$39.42	\$50.61	\$67.85	#	\$37,822	\$81,984	\$105,274	\$141,129	#
11-3041	Compensation and benefits managers	20	40.07	\$35.62	\$74,099	10.53	\$21.01	\$24.16	\$28.01	\$39.19	\$69.85	\$43,692	\$50,255	\$58,252	\$81,513	\$145,285
11-3042	Training and development managers	20	20.47	\$37.14	\$77,245	17.54	\$12.91	\$24.71	\$38.14	\$51.74	\$61.51	\$26,851	\$51,403	\$79,329	\$107,626	\$127,934
11-3049	Human resources managers, all other	30	19.48	\$50.05	\$104,102	7.84	\$28.66	\$36.15	\$43.83	\$61.28	#	\$59,617	\$75,189	\$91,163	\$127,470	#
11-3051	Industrial production managers	90	21.72	\$33.96	\$70,632	3.36	\$21.40	\$26.81	\$32.21	\$39.39	\$46.62	\$44,519	\$55,774	\$66,987	\$81,939	\$96,961
11-3061	Purchasing managers	50	12.59	\$45.83	\$95,331	7.7	\$24.94	\$31.96	\$40.05	\$58.45	#	\$51,876	\$66,484	\$83,313	\$121,580	#
11-3071	Transportation, storage, and distribution managers	50	10.35	\$38.99	\$81,093	4.03	\$25.92	\$30.89	\$38.86	\$46.16	\$54.98	\$53,911	\$64,247	\$80,826	\$96,012	\$114,352
11-9021	Construction managers	430	32.55	\$26.34	\$54,797	16.4	\$10.92	\$12.90	\$23.53	\$37.14	\$48.20	\$22,717	\$26,833	\$48,934	\$77,260	\$100,258
11-9031	Education administrators, preschool and child care center/program	#	#	\$20.39	\$42,417	13.74	\$13.21	\$15.11	\$18.71	\$23.58	\$34.03	\$27,482	\$31,432	\$38,915	\$49,053	\$70,790
11-9032	Education administrators, elementary and secondary school	180	13.39	#	\$87,536	9.9	#	#	#	#	#	\$59,604	\$70,104	\$80,907	\$99,803	\$142,444
11-9039	Education administrators, all other	40	16.44	\$40.10	\$83,405	11.48	\$18.54	\$28.22	\$41.66	\$50.13	\$60.45	\$38,573	\$58,698	\$86,651	\$104,272	\$125,734
11-9041	Engineering managers	250	14.37	\$59.90	\$124,592	5.05	\$40.17	\$46.77	\$55.88	\$69.53	#	\$83,557	\$97,273	\$116,240	\$144,615	#
11-9051	Food service managers	240	19.71	\$21.72	\$45,170	4.02	\$13.59	\$17.60	\$21.03	\$26.58	\$30.69	\$28,260	\$36,612	\$43,737	\$55,282	\$63,837
11-9061	Funeral directors	#	#	\$35.99	\$74,861	23.13	\$14.74	\$24.14	\$29.36	\$34.04	#	\$30,664	\$50,212	\$61,078	\$70,809	#
11-9081	Lodging managers	80	30.72	\$23.76	\$49,411	15.88	\$13.32	\$15.19	\$17.63	\$32.69	\$46.74	\$27,700	\$31,601	\$36,664	\$68,001	\$97,209
11-9111	Medical and health services managers	220	15.19	\$47.58	\$98,974	4.81	\$23.77	\$36.81	\$46.30	\$55.35	\$69.91	\$49,432	\$76,566	\$96,305	\$115,135	\$145,405
11-9121	Natural sciences managers	180	2.14	\$51.93	\$108,022	3.32	\$38.71	\$43.78	\$51.67	\$59.75	\$68.76	\$80,517	\$91,066	\$107,482	\$124,276	\$143,012
11-9131	Postmasters and mail superintendents	#	#	\$28.45	\$59,173	#	\$20.83	\$25.85	\$29.38	\$33.89	\$37.11	\$43,316	\$53,777	\$61,100	\$70,486	\$77,178
11-9141	Property, real estate, and community association managers	#	#	\$24.37	\$50,687	10.34	\$16.73	\$18.85	\$21.61	\$25.17	\$31.77	\$34,795	\$39,204	\$44,944	\$52,354	\$66,091
11-9151	Social and community service managers	80	23.09	\$29.52	\$61,392	3.5	\$13.78	\$20.78	\$25.33	\$39.61	\$48.02	\$28,670	\$43,232	\$52,691	\$82,386	\$99,890

Data unavailable

Occupational Code	Occupational Title	Employment Estimate	Employment Percentage Relative Standard Error	Average Hourly Wage	Average Annual Wage	Wage Percentage Relative Standard Error	10th Percentile (Hourly)	25th Percentile (Hourly)	50th Percentile (Hourly)	75th Percentile (Hourly)	90th Percentile (Hourly)	10th Percentile (Annual)	25th Percentile (Annual)	50th Percentile (Annual)	75th Percentile (Annual)	90th Percentile (Annual)
11-9199	Managers, all other	270	11.53	\$47.66	\$99,124	3.98	\$27.02	\$35.82	\$44.73	\$57.63	#	\$56,211	\$74,509	\$93,046	\$119,870	#
13-0000	Business and Financial Operations Occupations	5,500	5.81	\$29.31	\$60,971	3.98	\$13.90	\$19.19	\$26.36	\$35.76	\$47.39	\$28,911	\$39,925	\$54,835	\$74,388	\$98,565
13-1022	Wholesale and retail buyers, except farm products	180	23.77	\$27.28	\$56,737	16.19	\$10.52	\$13.52	\$18.95	\$40.64	\$57.44	\$21,887	\$28,131	\$39,418	\$84,526	\$119,467
13-1023	Purchasing agents, except wholesale, retail, and farm products	310	10	\$26.34	\$54,792	2.45	\$16.59	\$19.98	\$24.83	\$31.38	\$37.71	\$34,508	\$41,551	\$51,642	\$65,275	\$78,432
13-1031	Claims adjusters, examiners, and investigators	#	#	\$22.97	\$47,781	16.34	\$11.32	\$14.35	\$18.47	\$32.96	\$39.24	\$23,550	\$29,843	\$38,418	\$68,548	\$81,614
13-1041	Compliance officers, except agriculture, construction, health and safety, and transportation	100	11.98	\$26.94	\$56,029	2.84	\$16.56	\$18.70	\$24.50	\$31.56	\$44.70	\$34,453	\$38,889	\$50,968	\$65,642	\$92,973
13-1051	Cost estimators	420	21.77	\$30.09	\$62,586	3.28	\$16.26	\$23.54	\$30.72	\$37.30	\$43.37	\$33,824	\$48,971	\$63,888	\$77,594	\$90,205
13-1072	Compensation, benefits, and job analysis specialists	100	12.68	\$26.10	\$54,288	5.96	\$13.86	\$19.17	\$24.66	\$31.79	\$38.90	\$28,831	\$39,879	\$51,284	\$66,117	\$80,905
13-1073	Training and development specialists	130	13.63	\$24.15	\$50,223	3.44	\$12.61	\$17.37	\$24.51	\$29.11	\$36.64	\$26,232	\$36,132	\$50,991	\$60,549	\$76,218
13-1079	Human resources, training, and labor relations specialists, all other	110	11.36	\$29.17	\$60,667	1.9	\$19.40	\$22.60	\$27.40	\$34.38	\$43.89	\$40,357	\$47,003	\$56,996	\$71,517	\$91,292
13-1081	Logisticians	30	9.93	\$30.95	\$64,378	6.55	\$16.63	\$18.71	\$31.27	\$40.37	\$48.93	\$34,601	\$38,922	\$65,038	\$83,977	\$101,785
13-1111	Management analysts	250	23.35	\$42.12	\$87,620	12.39	\$24.92	\$28.83	\$35.06	\$44.29	#	\$51,824	\$59,974	\$72,921	\$92,114	#
13-1121	Meeting and convention planners	40	18.48	\$17.48	\$36,362	2.37	\$12.74	\$14.12	\$15.99	\$19.50	\$25.50	\$26,499	\$29,380	\$33,249	\$40,565	\$53,049
13-1199	Business operations specialists, all other	1,620	7.02	\$27.49	\$57,188	4.61	\$12.77	\$17.48	\$25.53	\$34.84	\$46.34	\$26,567	\$36,355	\$53,106	\$72,460	\$96,382
13-2011	Accountants and auditors	1,040	8.41	\$29.33	\$61,001	3.77	\$17.49	\$21.24	\$25.84	\$34.80	\$43.88	\$36,386	\$44,184	\$53,753	\$72,390	\$91,271
13-2031	Budget analysts	50	9.84	\$31.77	\$66,079	2.29	\$23.30	\$26.67	\$31.92	\$36.94	\$42.40	\$48,472	\$55,468	\$66,392	\$76,840	\$88,197
13-2041	Credit analysts	20	0.11	\$24.05	\$50,016	2.18	\$13.66	\$15.81	\$20.31	\$33.76	\$41.28	\$28,407	\$32,876	\$42,240	\$70,221	\$85,868
13-2051	Financial analysts	120	14.59	\$37.13	\$77,229	4.8	\$21.52	\$26.58	\$36.05	\$47.71	\$56.78	\$44,765	\$55,296	\$74,991	\$99,237	\$118,110
13-2052	Personal financial advisors	130	39.53	\$40.06	\$83,322	14.33	\$15.33	\$18.61	\$31.14	\$57.13	#	\$31,891	\$38,702	\$64,765	\$118,823	#
13-2071	Loan counselors	40	12.7	\$23.21	\$48,269	7.41	\$11.36	\$17.13	\$24.01	\$28.46	\$34.39	\$23,623	\$35,639	\$49,938	\$59,194	\$71,521
13-2072	Loan officers	270	32.15	\$48.22	\$100,301	25.26	\$19.12	\$27.12	\$39.48	\$67.31	#	\$39,773	\$56,401	\$82,119	\$140,001	#
13-2099	Financial specialists, all other	#	#	\$24.90	\$51,794	2.51	\$19.41	\$21.37	\$23.85	\$27.64	\$33.63	\$40,363	\$44,451	\$49,605	\$57,482	\$69,958
15-0000	Computer and Mathematical Occupations	3,500	7.16	\$35.11	\$73,037	5.47	\$16.45	\$22.89	\$34.07	\$45.96	\$57.07	\$34,219	\$47,604	\$70,859	\$95,606	\$118,709
15-1021	Computer programmers	220	20.42	\$30.04	\$62,474	7.74	\$16.30	\$18.56	\$29.04	\$41.95	\$46.60	\$33,906	\$38,607	\$60,396	\$87,264	\$96,926
15-1031	Computer software engineers, applications	290	22.28	\$39.29	\$81,722	6.48	\$17.94	\$28.17	\$36.77	\$52.14	\$60.70	\$37,320	\$58,599	\$76,478	\$108,448	\$126,248
15-1041	Computer support specialists	840	15.99	\$23.40	\$48,665	5.33	\$12.84	\$16.18	\$20.53	\$28.57	\$40.74	\$26,699	\$33,646	\$42,704	\$59,431	\$84,735
15-1051	Computer systems analysts	160	45.61	\$34.87	\$72,532	4.16	\$23.08	\$27.32	\$32.90	\$42.66	\$47.98	\$47,996	\$56,833	\$68,432	\$88,736	\$99,802
15-1061	Database administrators	70	36.01	\$32.43	\$67,451	8.29	\$20.18	\$22.51	\$29.05	\$43.02	\$51.13	\$41,966	\$46,827	\$60,417	\$89,476	\$106,356
15-1071	Network and computer systems administrators	360	17.22	\$31.90	\$66,343	7.35	\$17.99	\$22.62	\$29.52	\$38.43	\$52.88	\$37,417	\$47,052	\$61,402	\$79,938	\$109,990
15-1081	Network systems and data communications analysts	140	20.46	\$25.28	\$52,582	5.43	\$13.61	\$16.98	\$25.63	\$29.77	\$38.57	\$28,313	\$35,324	\$53,301	\$61,911	\$80,230

Data unavailable

Occupational Code	Occupational Title	Employment Estimate	Employment Percentage Relative Standard Error	Average Hourly Wage	Average Annual Wage	Wage Percentage Relative Standard Error	10th Percentile (Hourly)	25th Percentile (Hourly)	50th Percentile (Hourly)	75th Percentile (Hourly)	90th Percentile (Hourly)	10th Percentile (Annual)	25th Percentile (Annual)	50th Percentile (Annual)	75th Percentile (Annual)	90th Percentile (Annual)
15-1099	Computer specialists, all other	460	6.71	\$35.06	\$72,923	2.88	\$20.88	\$27.03	\$35.09	\$43.69	\$50.91	\$43,427	\$56,213	\$72,982	\$90,881	\$105,892
15-2031	Operations research analysts	30	49.73	\$40.55	\$84,335	5.13	\$30.29	\$34.88	\$41.20	\$46.59	\$51.83	\$63,006	\$72,554	\$85,689	\$96,914	\$107,811
15-2041	Statisticians	30	0.08	#	#	#	#	#	#	#	#	#	#	#	#	#
17-0000	Architecture and Engineering Occupations	4,480	10.5	\$34.75	\$72,274	3.98	\$17.07	\$22.84	\$32.72	\$45.18	\$57.37	\$35,507	\$47,506	\$68,063	\$93,971	\$119,322
17-1011	Architects, except landscape and naval	80	43.42	\$36.40	\$75,715	13.03	\$15.90	\$18.03	\$33.94	\$42.36	\$60.54	\$33,075	\$37,497	\$70,597	\$88,118	\$125,927
17-1012	Landscape architects	40	41.78	\$30.43	\$63,299	4.09	\$17.62	\$23.30	\$28.53	\$35.62	\$50.32	\$36,657	\$48,471	\$59,343	\$74,097	\$104,658
17-1021	Cartographers and photogrammetrists	110	22.39	\$18.43	\$38,330	3.48	\$11.88	\$13.48	\$16.53	\$21.90	\$29.25	\$24,712	\$28,041	\$34,390	\$45,550	\$60,850
17-1022	Surveyors	80	28.2	\$28.62	\$59,520	4.15	\$20.15	\$23.41	\$27.99	\$33.66	\$38.32	\$41,919	\$48,691	\$58,212	\$70,008	\$79,703
17-2021	Agricultural engineers	#	#	\$39.58	\$82,323	5.78	\$20.84	\$24.76	\$44.08	\$48.51	\$51.29	\$43,347	\$51,508	\$91,686	\$100,900	\$106,692
17-2041	Chemical engineers	#	#	\$34.56	\$71,888	4.17	\$18.51	\$22.89	\$28.19	\$45.68	\$63.58	\$38,511	\$47,602	\$58,635	\$95,021	\$132,245
17-2051	Civil engineers	580	24.08	\$34.94	\$72,681	3.3	\$22.16	\$27.10	\$35.44	\$43.22	\$48.18	\$46,082	\$56,368	\$73,712	\$89,894	\$100,206
17-2061	Computer hardware engineers	560	48.43	#	#	#	#	#	#	#	#	#	#	#	#	#
17-2071	Electrical engineers	250	23.48	\$39.05	\$81,222	7.86	\$21.96	\$27.60	\$36.94	\$49.20	\$61.99	\$45,669	\$57,407	\$76,838	\$102,335	\$128,943
17-2072	Electronics engineers, except computer	510	24.95	\$46.64	\$97,002	4.32	\$29.96	\$35.70	\$45.72	\$57.75	\$68.39	\$62,309	\$74,252	\$95,108	\$120,129	\$142,244
17-2081	Environmental engineers	#	#	\$31.03	\$64,548	3.81	\$18.19	\$21.25	\$26.93	\$41.05	\$52.64	\$37,838	\$44,199	\$56,012	\$85,378	\$109,489
17-2111	Health and safety engineers, except mining safety engineers and inspectors	10	9.64	\$31.74	\$66,018	5.01	\$24.90	\$26.97	\$30.33	\$36.95	\$43.93	\$51,784	\$56,104	\$63,084	\$76,846	\$91,371
17-2112	Industrial engineers	210	23.43	\$31.43	\$65,383	3.11	\$16.29	\$25.32	\$31.80	\$37.97	\$45.57	\$33,878	\$52,665	\$66,152	\$78,973	\$94,788
17-2141	Mechanical engineers	340	19.15	\$39.18	\$81,497	4.96	\$21.05	\$27.01	\$39.04	\$47.26	\$60.90	\$43,777	\$56,185	\$81,197	\$98,297	\$126,667
17-2199	Engineers, all other	240	35.46	\$42.07	\$87,505	5.49	\$21.49	\$28.18	\$42.20	\$52.13	\$67.07	\$44,692	\$58,611	\$87,785	\$108,439	\$139,502
17-3011	Architectural and civil drafters	240	30.82	\$20.00	\$41,607	9.45	\$13.12	\$14.53	\$19.37	\$24.62	\$29.00	\$27,290	\$30,230	\$40,288	\$51,200	\$60,321
17-3012	Electrical and electronics drafters	#	#	\$22.98	\$47,806	3.8	\$16.54	\$18.50	\$21.31	\$23.81	\$36.22	\$34,400	\$38,490	\$44,316	\$49,534	\$75,342
17-3013	Mechanical drafters	40	31.14	\$20.04	\$41,691	4.84	\$14.78	\$16.75	\$19.51	\$22.59	\$27.28	\$30,736	\$34,846	\$40,582	\$46,997	\$56,744
17-3019	Drafters, all other	20	45.86	\$21.41	\$44,527	5.39	\$16.23	\$19.46	\$21.50	\$23.59	\$27.37	\$33,748	\$40,473	\$44,727	\$49,067	\$56,919
17-3022	Civil engineering technicians	140	17.19	\$20.97	\$43,617	9.99	\$11.64	\$14.17	\$20.40	\$26.58	\$32.02	\$24,206	\$29,482	\$42,438	\$55,289	\$66,610
17-3023	Electrical and electronic engineering technicians	270	18.6	\$25.99	\$54,056	5.16	\$16.24	\$19.33	\$23.93	\$29.31	\$36.00	\$33,770	\$40,205	\$49,775	\$60,969	\$74,889
17-3026	Industrial engineering technicians	140	7.02	\$26.39	\$54,900	3.67	\$18.12	\$21.63	\$25.18	\$30.02	\$37.18	\$37,692	\$44,988	\$52,382	\$62,450	\$77,340
17-3027	Mechanical engineering technicians	50	30.2	\$21.78	\$45,307	4.68	\$13.20	\$16.61	\$22.97	\$26.91	\$29.14	\$27,450	\$34,558	\$47,786	\$55,981	\$60,616
17-3029	Engineering technicians, except drafters, all other	130	26.87	\$23.52	\$48,916	1.89	\$13.96	\$19.91	\$23.05	\$27.58	\$32.72	\$29,044	\$41,406	\$47,943	\$57,375	\$68,064
17-3031	Surveying and mapping technicians	50	29.97	\$17.84	\$37,113	4.11	\$12.97	\$15.85	\$18.03	\$20.02	\$22.87	\$26,983	\$32,969	\$37,502	\$41,648	\$47,562
19-0000	Life, Physical, and Social Science Occupations	2,850	4.2	\$28.21	\$58,680	3.68	\$14.70	\$18.36	\$25.82	\$34.68	\$46.69	\$30,573	\$38,182	\$53,704	\$72,136	\$97,106
19-1011	Animal scientists	10	0.13	\$40.45	\$84,145	4.93	\$20.81	\$23.49	\$33.72	\$63.51	#	\$43,293	\$48,857	\$70,135	\$132,111	#

Data unavailable

Occupational Code	Occupational Title	Employment Estimate	Employment Percentage Relative Standard Error	Average Hourly Wage	Average Annual Wage	Wage Percentage Relative Standard Error	10th Percentile (Hourly)	25th Percentile (Hourly)	50th Percentile (Hourly)	75th Percentile (Hourly)	90th Percentile (Hourly)	10th Percentile (Annual)	25th Percentile (Annual)	50th Percentile (Annual)	75th Percentile (Annual)	90th Percentile (Annual)
19-1013	Soil and plant scientists	60	22.23	\$35.21	\$73,234	10.44	\$24.80	\$27.72	\$31.74	\$37.29	\$53.81	\$51,587	\$57,666	\$66,013	\$77,572	\$111,918
19-1021	Biochemists and biophysicists	40	45.98	\$29.18	\$60,701	6.84	\$20.15	\$24.71	\$28.93	\$34.74	\$39.28	\$41,907	\$51,389	\$60,183	\$72,267	\$81,697
19-1022	Microbiologists	60	0.03	#	#	#	#	#	#	#	#	#	#	#	#	#
19-1029	Biological scientists, all other	130	0.01	\$32.55	\$67,714	1.78	\$21.06	\$25.34	\$30.37	\$37.07	\$48.07	\$43,803	\$52,716	\$63,160	\$77,106	\$99,982
19-1031	Conservation scientists	70	20.19	\$34.12	\$70,979	4.41	\$17.80	\$26.34	\$34.08	\$42.20	\$52.27	\$37,021	\$54,795	\$70,896	\$87,781	\$108,713
19-1032	Foresters	20	0.09	#	#	#	#	#	#	#	#	#	#	#	#	#
19-1042	Medical scientists, except epidemiologists	#	#	\$37.30	\$77,580	5.88	\$27.79	\$34.00	\$37.66	\$41.07	\$50.82	\$57,804	\$70,711	\$78,340	\$85,435	\$105,705
19-2031	Chemists	100	20.72	\$26.40	\$54,916	3.47	\$16.31	\$17.80	\$24.46	\$32.57	\$42.78	\$33,935	\$37,019	\$50,868	\$67,741	\$88,973
19-2032	Materials scientists	20	49.21	\$43.82	\$91,138	13.99	\$29.08	\$32.99	\$38.13	\$49.62	#	\$60,482	\$68,613	\$79,312	\$103,215	#
19-2041	Environmental scientists and specialists, including health	90	32.15	\$35.70	\$74,254	5.7	\$20.15	\$25.71	\$34.92	\$45.08	\$54.74	\$41,904	\$53,468	\$72,635	\$93,772	\$113,850
19-2042	Geoscientists, except hydrologists and geographers	#	#	\$31.53	\$65,592	7.17	\$26.36	\$27.83	\$30.30	\$32.75	\$42.53	\$54,838	\$57,896	\$63,020	\$68,129	\$88,470
19-2043	Hydrologists	50	40.79	\$35.93	\$74,734	8.6	\$24.32	\$30.21	\$36.21	\$42.17	\$48.07	\$50,595	\$62,846	\$75,313	\$87,708	\$99,979
19-3031	Clinical, counseling, and school psychologists	100	3.47	\$35.38	\$73,594	3.23	\$25.00	\$28.41	\$34.11	\$40.80	\$48.99	\$51,998	\$59,097	\$70,945	\$84,855	\$101,898
19-3051	Urban and regional planners	80	16.34	\$31.04	\$64,572	2.19	\$22.28	\$25.83	\$30.04	\$35.59	\$42.78	\$46,352	\$53,730	\$62,473	\$74,019	\$88,992
19-4031	Chemical technicians	140	23.67	\$21.20	\$44,088	4.21	\$13.37	\$16.06	\$20.65	\$25.68	\$29.02	\$27,815	\$33,396	\$42,955	\$53,421	\$60,369
19-4092	Forensic science technicians	10	0.07	\$24.20	\$50,346	2.86	\$18.40	\$21.98	\$24.81	\$27.31	\$28.97	\$38,266	\$45,709	\$51,607	\$56,808	\$60,265
19-4093	Forest and conservation technicians	140	5.9	\$17.10	\$35,576	3.12	\$12.16	\$13.33	\$15.23	\$20.45	\$24.93	\$25,294	\$27,725	\$31,682	\$42,539	\$51,862
19-4099	Life, physical, and social science technicians, all other	160	7.07	\$27.14	\$56,455	2.26	\$17.63	\$20.72	\$25.87	\$33.32	\$40.82	\$36,671	\$43,103	\$53,815	\$69,316	\$84,907
21-0000	Community and Social Services Occupations	1,260	4.34	\$19.25	\$40,031	2.94	\$11.13	\$13.89	\$17.99	\$23.82	\$29.28	\$23,153	\$28,895	\$37,416	\$49,539	\$60,900
21-1011	Substance abuse and behavioral disorder counselors	#	#	\$17.85	\$37,124	4.43	\$15.98	\$16.65	\$17.76	\$18.88	\$19.56	\$33,234	\$34,625	\$36,943	\$39,261	\$40,676
21-1012	Educational, vocational, and school counselors	230	0.01	\$22.00	\$45,759	1.48	\$15.64	\$17.94	\$21.72	\$25.80	\$30.14	\$32,532	\$37,307	\$45,178	\$53,654	\$62,701
21-1014	Mental health counselors	140	16.17	\$17.88	\$37,195	2.98	\$11.64	\$13.95	\$16.86	\$21.54	\$27.50	\$24,210	\$29,009	\$35,058	\$44,805	\$57,201
21-1015	Rehabilitation counselors	60	28.32	\$22.14	\$46,050	5.18	\$13.03	\$14.19	\$15.96	\$26.09	\$36.44	\$27,110	\$29,520	\$33,204	\$54,262	\$75,786
21-1021	Child, family, and school social workers	150	9.2	\$24.22	\$50,379	3.69	\$16.64	\$20.11	\$24.06	\$28.45	\$31.13	\$34,621	\$41,830	\$50,049	\$59,168	\$64,754
21-1022	Medical and public health social workers	60	12.76	\$19.42	\$40,397	4.82	\$12.62	\$14.33	\$19.36	\$23.88	\$27.72	\$26,247	\$29,812	\$40,277	\$49,666	\$57,657
21-1023	Mental health and substance abuse social workers	220	18.9	\$13.39	\$27,850	2.3	\$10.09	\$11.01	\$12.82	\$15.75	\$17.92	\$20,995	\$22,908	\$26,665	\$32,761	\$37,266
21-1029	Social workers, all other	50	8.43	\$19.73	\$41,046	4.61	\$13.16	\$14.65	\$19.49	\$23.95	\$28.07	\$27,380	\$30,463	\$40,530	\$49,821	\$58,384
21-1091	Health educators	40	11.78	\$19.77	\$41,125	4.53	\$11.65	\$13.57	\$17.13	\$24.13	\$29.53	\$24,230	\$28,235	\$35,621	\$50,198	\$61,427
21-1093	Social and human service assistants	140	8.66	\$13.81	\$28,716	2.65	\$9.37	\$10.91	\$13.48	\$16.19	\$19.11	\$19,500	\$22,683	\$28,040	\$33,683	\$39,758
21-1099	Community and social service specialists, all other	60	25.96	\$20.15	\$41,906	4.25	\$13.19	\$15.13	\$20.03	\$23.73	\$27.15	\$27,426	\$31,480	\$41,665	\$49,365	\$56,474

Data unavailable

Occupational Code	Occupational Title	Employment Estimate	Employment Percentage Relative Standard Error	Average Hourly Wage	Average Annual Wage	Wage Percentage Relative Standard Error	10th Percentile (Hourly)	25th Percentile (Hourly)	50th Percentile (Hourly)	75th Percentile (Hourly)	90th Percentile (Hourly)	10th Percentile (Annual)	25th Percentile (Annual)	50th Percentile (Annual)	75th Percentile (Annual)	90th Percentile (Annual)
21-2011	Clergy	#	#	\$19.08	\$39,692	6.36	\$7.37	\$12.66	\$18.05	\$25.89	\$30.81	\$15,331	\$26,323	\$37,545	\$53,858	\$64,075
23-0000	Legal Occupations	560	12.4	\$30.62	\$63,682	9.57	\$14.86	\$19.28	\$25.38	\$36.71	\$54.72	\$30,919	\$40,101	\$52,794	\$76,351	\$113,811
23-1011	Lawyers	#	#	\$45.29	\$94,195	11.58	\$23.16	\$30.09	\$40.57	\$54.38	#	\$48,175	\$62,591	\$84,390	\$113,116	#
23-1023	Judges, magistrate judges, and magistrates	20	0.09	\$56.46	\$117,433	7.96	\$43.62	\$48.56	\$54.71	\$60.55	#	\$90,734	\$101,011	\$113,800	\$125,952	#
23-2011	Paralegals and legal assistants	#	#	\$19.30	\$40,141	20.79	\$8.76	\$13.49	\$18.45	\$23.88	\$33.91	\$18,231	\$28,061	\$38,378	\$49,679	\$70,536
23-2093	Title examiners, abstractors, and searchers	130	46.29	\$23.91	\$49,726	4.69	\$17.39	\$20.39	\$23.88	\$28.30	\$30.64	\$36,174	\$42,402	\$49,673	\$58,857	\$63,727
23-2099	Legal support workers, all other	60	5.77	#	#	#	#	#	#	#	#	#	#	#	#	#
25-0000	Education, Training, and Library Occupations	7,730	4.6	\$22.87	\$47,567	6.77	\$10.65	\$14.41	\$20.09	\$27.81	\$38.55	\$22,146	\$29,967	\$41,777	\$57,851	\$80,182
25-1011	Business teachers, postsecondary	150	30.44	#	\$73,541	4.57	#	#	#	#	#	\$34,622	\$42,149	\$67,283	\$96,967	\$121,883
25-1021	Computer science teachers, postsecondary	60	18.85	#	\$80,349	12.8	#	#	#	#	#	\$34,896	\$45,087	\$83,740	\$107,222	\$120,109
25-1022	Mathematical science teachers, postsecondary	100	41.05	#	\$83,942	3.88	#	#	#	#	#	\$35,770	\$50,580	\$74,794	\$103,540	#
25-1063	Economics teachers, postsecondary	50	41.77	#	\$70,658	8.25	#	#	#	#	#	\$26,864	\$36,171	\$68,508	\$86,041	\$134,352
25-1066	Psychology teachers, postsecondary	60	40.05	#	\$77,073	3.2	#	#	#	#	#	\$42,888	\$56,512	\$72,194	\$90,992	\$119,931
25-1121	Art, drama, and music teachers, postsecondary	110	16.04	#	\$52,425	9.63	#	#	#	#	#	\$23,210	\$29,016	\$48,926	\$61,574	\$82,587
25-1194	Vocational education teachers, postsecondary	70	26.76	\$18.68	\$38,849	14.9	\$10.82	\$13.53	\$16.78	\$19.68	\$29.63	\$22,502	\$28,144	\$34,907	\$40,941	\$61,633
25-1199	Postsecondary teachers, all other	#	#	#	\$60,958	13.54	#	#	#	#	#	\$27,132	\$33,278	\$51,032	\$69,807	\$113,908
25-2011	Preschool teachers, except special education	470	29.19	\$13.65	\$28,400	4.58	\$9.39	\$10.81	\$12.52	\$15.00	\$21.02	\$19,528	\$22,485	\$26,052	\$31,203	\$43,728
25-2012	Kindergarten teachers, except special education	150	7.71	#	#	#	#	#	#	#	#	#	#	#	#	#
25-2031	Secondary school teachers, except special and vocational education	750	9.06	#	\$45,403	2.13	#	#	#	#	#	\$34,015	\$38,034	\$43,824	\$51,870	\$62,439
25-2041	Special education teachers, preschool, kindergarten, and elementary school	210	18.7	#	\$45,623	6.66	#	#	#	#	#	\$30,833	\$37,535	\$45,384	\$52,530	\$62,522
25-3021	Self-enrichment education teachers	280	21.81	\$13.05	\$27,143	3.17	\$9.40	\$10.49	\$12.42	\$14.34	\$17.14	\$19,558	\$21,813	\$25,824	\$29,818	\$35,641
25-3099	Teachers and instructors, all other	210	11.21	\$18.78	\$39,055	4.64	\$12.94	\$14.18	\$16.11	\$22.20	\$28.77	\$26,911	\$29,499	\$33,503	\$46,168	\$59,850
25-4012	Curators	#	#	\$22.94	\$47,722	3.73	\$14.74	\$16.97	\$23.36	\$28.56	\$33.20	\$30,667	\$35,294	\$48,598	\$59,402	\$69,055
25-4013	Museum technicians and conservators	20	13.54	\$10.41	\$21,662	2.85	\$7.55	\$8.02	\$8.81	\$11.85	\$15.37	\$15,714	\$16,691	\$18,318	\$24,647	\$31,971
25-4021	Librarians	170	19.79	\$28.15	\$58,553	4.89	\$18.93	\$22.08	\$25.81	\$34.75	\$40.85	\$39,376	\$45,923	\$53,691	\$72,278	\$84,972
25-4031	Library technicians	150	20.05	\$14.97	\$31,129	1.95	\$11.23	\$12.88	\$14.33	\$15.78	\$20.57	\$23,351	\$26,793	\$29,806	\$32,825	\$42,776
25-9031	Instructional coordinators	50	0.05	\$27.26	\$56,696	1.72	\$17.86	\$20.98	\$27.00	\$33.32	\$38.49	\$37,138	\$43,649	\$56,168	\$69,299	\$80,053
25-9041	Teacher assistants	920	7.61	#	\$22,162	2.79	#	#	#	#	#	\$17,076	\$18,753	\$21,517	\$24,498	\$27,660
25-9099	Education, training, and library workers, all other	30	0.08	\$23.00	\$47,834	2.48	\$10.76	\$15.62	\$23.84	\$31.64	\$35.23	\$22,372	\$32,495	\$49,596	\$65,820	\$73,282
27-0000	Arts, Design, Entertainment, Sports, and Media Occupations	1,820	6.92	\$19.85	\$41,285	3.74	\$8.15	\$11.37	\$16.97	\$25.09	\$35.69	\$16,946	\$23,656	\$35,302	\$52,192	\$74,243

Data unavailable

Occupational Code	Occupational Title	Employment Estimate	Employment Percentage Relative Standard Error	Average Hourly Wage	Average Annual Wage	Wage Percentage Relative Standard Error	10th Percentile (Hourly)	25th Percentile (Hourly)	50th Percentile (Hourly)	75th Percentile (Hourly)	90th Percentile (Hourly)	10th Percentile (Annual)	25th Percentile (Annual)	50th Percentile (Annual)	75th Percentile (Annual)	90th Percentile (Annual)
27-1011	Art directors	50	27.86	\$20.25	\$42,120	10.05	\$11.09	\$15.85	\$18.30	\$25.82	\$30.48	\$23,075	\$32,963	\$38,061	\$53,696	\$63,391
27-1012	Craft artists	#	#	\$9.72	\$20,209	15.8	\$7.07	\$7.40	\$8.90	\$10.61	\$13.50	\$14,707	\$15,396	\$18,502	\$22,067	\$28,089
27-1013	Fine artists, including painters, sculptors, and illustrators	30	13.93	#	#	#	#	#	#	#	#	#	#	#	#	#
27-1014	Multi-media artists and animators	20	45.17	\$27.09	\$56,350	6.07	\$21.02	\$23.48	\$26.12	\$28.60	\$30.41	\$43,731	\$48,836	\$54,329	\$59,478	\$63,252
27-1021	Commercial and industrial designers	#	#	\$20.50	\$42,641	7.52	\$12.92	\$14.18	\$19.97	\$26.77	\$30.29	\$26,880	\$29,499	\$41,543	\$55,677	\$62,998
27-1023	Floral designers	100	25.64	\$9.94	\$20,675	4.61	\$7.90	\$8.40	\$9.23	\$11.01	\$12.38	\$16,425	\$17,467	\$19,198	\$22,905	\$25,761
27-1024	Graphic designers	230	15.91	\$18.47	\$38,413	3.45	\$11.10	\$13.37	\$16.54	\$21.64	\$30.12	\$23,082	\$27,800	\$34,404	\$45,015	\$62,641
27-1025	Interior designers	60	30.06	\$18.46	\$38,402	10.25	\$12.75	\$14.25	\$17.50	\$20.49	\$24.37	\$26,524	\$29,647	\$36,392	\$42,611	\$50,692
27-1026	Merchandise displayers and window trimmers	30	19.81	\$10.40	\$21,636	10.16	\$7.09	\$7.45	\$9.18	\$10.99	\$17.00	\$14,756	\$15,500	\$19,104	\$22,866	\$35,355
27-2012	Producers and directors	40	43.88	\$12.99	\$27,029	5.24	\$7.18	\$7.61	\$8.33	\$13.07	\$27.71	\$14,938	\$15,822	\$17,327	\$27,182	\$57,646
27-2022	Coaches and scouts	120	11.8	#	\$53,420	16.95	#	#	#	#	#	\$19,149	\$22,136	\$36,355	\$81,161	\$117,067
27-3031	Public relations specialists	270	14.13	\$26.20	\$54,487	6.93	\$14.63	\$17.32	\$22.51	\$34.36	\$45.21	\$30,434	\$36,024	\$46,814	\$71,459	\$94,036
27-3041	Editors	110	15.26	\$24.16	\$50,255	10.48	\$11.83	\$14.43	\$22.50	\$30.50	\$40.88	\$24,611	\$30,007	\$46,803	\$63,430	\$85,036
27-3042	Technical writers	60	15.43	\$29.92	\$62,242	6.35	\$15.30	\$24.28	\$28.76	\$37.89	\$47.36	\$31,832	\$50,498	\$59,822	\$78,813	\$98,511
27-3043	Writers and authors	#	#	\$22.12	\$46,003	6.51	\$11.12	\$13.67	\$19.24	\$28.84	\$37.47	\$23,140	\$28,430	\$40,013	\$59,978	\$77,940
27-3091	Interpreters and translators	40	0.06	\$18.21	\$37,876	2.01	\$12.47	\$15.78	\$17.57	\$19.93	\$25.64	\$25,944	\$32,831	\$36,556	\$41,461	\$53,322
27-3099	Media and communication workers, all other	50	30.46	\$24.10	\$50,132	5.25	\$15.45	\$18.09	\$24.11	\$28.14	\$32.72	\$32,140	\$37,632	\$50,140	\$58,534	\$68,066
27-4011	Audio and video equipment technicians	10	30.29	\$19.64	\$40,849	7.73	\$12.85	\$14.65	\$17.40	\$20.10	\$28.40	\$26,735	\$30,465	\$36,183	\$41,804	\$59,070
27-4021	Photographers	70	27.97	\$16.29	\$33,877	12.31	\$7.63	\$10.45	\$14.76	\$20.75	\$28.06	\$15,863	\$21,742	\$30,697	\$43,168	\$58,369
27-4099	Media and communication equipment workers, all other	30	5.41	\$27.77	\$57,763	5.12	\$16.39	\$19.34	\$25.58	\$35.04	\$44.30	\$34,097	\$40,231	\$53,197	\$72,881	\$92,136
29-0000	Healthcare Practitioners and Technical Occupations	7,050	8.82	\$30.40	\$63,238	5.18	\$13.37	\$18.34	\$26.12	\$33.90	\$47.31	\$27,803	\$38,144	\$54,324	\$70,503	\$98,408
29-1011	Chiropractors	#	#	\$25.40	\$52,831	8.45	\$21.14	\$22.86	\$25.58	\$28.45	\$30.34	\$43,962	\$47,553	\$53,201	\$59,176	\$63,103
29-1021	Dentists, general	80	46.73	#	#	#	#	#	#	#	#	#	#	#	#	#
29-1031	Dietitians and nutritionists	30	7.02	\$23.87	\$49,647	2.38	\$19.73	\$21.27	\$23.78	\$27.13	\$29.40	\$41,046	\$44,244	\$49,455	\$56,430	\$61,154
29-1041	Optometrists	#	#	\$32.14	\$66,857	8.7	\$27.07	\$28.73	\$31.35	\$34.76	\$40.04	\$56,311	\$59,751	\$65,214	\$72,292	\$83,287
29-1051	Pharmacists	190	21.24	\$48.24	\$100,348	6.12	\$38.09	\$42.63	\$47.68	\$54.31	\$60.24	\$79,234	\$88,669	\$99,166	\$112,958	\$125,299
29-1062	Family and general practitioners	140	27.73	\$49.93	\$103,860	8.59	\$30.48	\$35.93	\$48.35	\$60.92	#	\$63,391	\$74,740	\$100,573	\$126,712	#
29-1063	Internists, general	60	45.38	#	#	#	#	#	#	#	#	#	#	#	#	#
29-1069	Physicians and surgeons, all other	220	33.94	#	#	#	\$55.51	#	#	#	#	\$115,466	#	#	#	#
29-1071	Physician assistants	60	34.41	\$35.75	\$74,362	5.63	\$25.81	\$30.11	\$37.49	\$43.53	\$46.98	\$53,689	\$62,626	\$77,973	\$90,536	\$97,725

Data unavailable

Occupational Code	Occupational Title	Employment Estimate	Employment Percentage Relative Standard Error	Average Hourly Wage	Average Annual Wage	Wage Percentage Relative Standard Error	10th Percentile (Hourly)	25th Percentile (Hourly)	50th Percentile (Hourly)	75th Percentile (Hourly)	90th Percentile (Hourly)	10th Percentile (Annual)	25th Percentile (Annual)	50th Percentile (Annual)	75th Percentile (Annual)	90th Percentile (Annual)
31-9091	Dental assistants	260	43.06	\$16.88	\$35,115	6.65	\$12.20	\$14.62	\$16.95	\$19.14	\$22.40	\$25,373	\$30,409	\$35,254	\$39,807	\$46,583
31-9092	Medical assistants	510	18.95	\$14.85	\$30,882	5.03	\$10.63	\$12.20	\$13.92	\$16.61	\$19.31	\$22,104	\$25,384	\$28,956	\$34,551	\$40,172
31-9093	Medical equipment preparers	50	22.06	\$13.45	\$27,985	3.04	\$10.07	\$11.26	\$13.51	\$15.54	\$17.49	\$20,939	\$23,419	\$28,095	\$32,315	\$36,374
31-9094	Medical transcriptionists	60	25.01	\$16.01	\$33,291	2.22	\$12.56	\$14.12	\$16.12	\$17.82	\$19.50	\$26,135	\$29,374	\$33,536	\$37,056	\$40,568
31-9095	Pharmacy aides	#	#	\$12.52	\$26,034	6.69	\$8.11	\$8.92	\$12.06	\$16.20	\$17.45	\$16,875	\$18,558	\$25,086	\$33,695	\$36,298
31-9096	Veterinary assistants and laboratory animal caretakers	70	48.87	\$10.54	\$21,927	8.47	\$7.10	\$7.49	\$10.75	\$13.14	\$14.28	\$14,777	\$15,569	\$22,353	\$27,341	\$29,701
31-9099	Healthcare support workers, all other	140	22.51	\$14.35	\$29,856	6.5	\$8.85	\$10.32	\$13.77	\$17.21	\$20.64	\$18,410	\$21,463	\$28,644	\$35,796	\$42,923
33-0000	Protective Service Occupations	1,990	16.78	\$20.65	\$42,960	5.49	\$8.37	\$12.15	\$19.75	\$28.41	\$33.69	\$17,405	\$25,279	\$41,079	\$59,097	\$70,070
33-1012	First-line supervisors/managers of police and detectives	80	0.03	\$40.19	\$83,598	2.46	\$33.27	\$35.96	\$39.48	\$44.84	\$49.53	\$69,198	\$74,801	\$82,114	\$93,268	\$103,033
33-1021	First-line supervisors/managers of fire fighting and prevention workers	#	#	\$36.72	\$76,386	3.11	\$28.40	\$31.93	\$36.94	\$41.68	\$46.98	\$59,062	\$66,409	\$76,841	\$86,702	\$97,728
33-1099	First-line supervisors/managers, protective service workers, all other	30	31.17	\$21.29	\$44,281	4.91	\$13.17	\$15.45	\$19.79	\$27.20	\$31.57	\$27,396	\$32,128	\$41,164	\$56,575	\$65,663
33-3051	Police and sheriff's patrol officers	400	0.3	\$29.04	\$60,393	2.29	\$21.33	\$25.60	\$29.58	\$33.28	\$36.26	\$44,374	\$53,253	\$61,522	\$69,223	\$75,430
33-9021	Private detectives and investigators	#	#	\$20.00	\$41,593	3.72	\$15.27	\$16.62	\$18.49	\$22.26	\$29.47	\$31,762	\$34,579	\$38,465	\$46,305	\$61,295
33-9032	Security guards	470	44.98	\$11.27	\$23,449	5.42	\$7.17	\$8.28	\$10.59	\$14.42	\$16.77	\$14,921	\$17,218	\$22,029	\$29,992	\$34,889
33-9091	Crossing guards	10	16.68	\$11.84	\$24,637	6.98	\$9.10	\$10.25	\$11.82	\$13.30	\$14.24	\$18,931	\$21,310	\$24,584	\$27,665	\$29,629
33-9092	Lifeguards, ski patrol, and other recreational protective service workers	100	9.1	\$8.75	\$18,191	7.56	\$6.91	\$7.00	\$7.14	\$9.50	\$13.31	\$14,371	\$14,555	\$14,862	\$19,755	\$27,682
33-9099	Protective service workers, all other	190	0.71	\$14.87	\$30,934	4.4	\$9.46	\$10.68	\$12.39	\$18.57	\$24.65	\$19,675	\$22,216	\$25,774	\$38,617	\$51,276
35-0000	Food Preparation and Serving-Related Occupations	13,450	2.03	\$9.29	\$19,329	1.38	\$7.00	\$7.23	\$8.07	\$10.24	\$13.60	\$14,556	\$15,047	\$16,796	\$21,295	\$28,282
35-1011	Chefs and head cooks	140	12.6	\$16.54	\$34,410	4.89	\$10.05	\$12.19	\$16.32	\$19.09	\$23.99	\$20,902	\$25,364	\$33,939	\$39,710	\$49,891
35-1012	First-line supervisors/managers of food preparation and serving workers	820	6.3	\$14.01	\$29,146	3	\$8.07	\$9.30	\$12.93	\$17.57	\$22.52	\$16,794	\$19,351	\$26,889	\$36,554	\$46,846
35-2011	Cooks, fast food	560	24	\$8.11	\$16,860	3.61	\$6.95	\$7.10	\$7.55	\$8.84	\$10.46	\$14,455	\$14,765	\$15,713	\$18,384	\$21,750
35-2012	Cooks, institution and cafeteria	290	13.93	\$11.84	\$24,620	2.51	\$8.84	\$10.15	\$11.78	\$13.72	\$15.12	\$18,396	\$21,105	\$24,499	\$28,543	\$31,450
35-2014	Cooks, restaurant	1,480	6.65	\$10.47	\$21,771	2.86	\$7.66	\$8.60	\$10.20	\$11.82	\$14.04	\$15,927	\$17,889	\$21,209	\$24,589	\$29,193
35-2015	Cooks, short order	130	44.88	\$8.66	\$18,008	9.01	\$7.03	\$7.30	\$7.76	\$9.75	\$11.70	\$14,622	\$15,183	\$16,138	\$20,278	\$24,338
35-2021	Food preparation workers	1,100	13.61	\$9.22	\$19,187	2.89	\$7.13	\$7.66	\$8.76	\$10.03	\$12.42	\$14,833	\$15,926	\$18,225	\$20,855	\$25,832
35-3011	Bartenders	570	16.68	\$10.00	\$20,799	4.63	\$6.94	\$7.08	\$7.67	\$12.15	\$17.04	\$14,442	\$14,733	\$15,963	\$25,269	\$35,450
35-3021	Combined food preparation and serving workers, including fast food	2,840	8.41	\$7.78	\$16,175	1.59	\$6.95	\$7.09	\$7.39	\$7.89	\$9.21	\$14,447	\$14,745	\$15,371	\$16,420	\$19,151

Data unavailable

Occupational Code	Occupational Title	Employment Estimate	Employment Percentage Relative Standard Error	Average Hourly Wage	Average Annual Wage	Wage Percentage Relative Standard Error	10th Percentile (Hourly)	25th Percentile (Hourly)	50th Percentile (Hourly)	75th Percentile (Hourly)	90th Percentile (Hourly)	10th Percentile (Annual)	25th Percentile (Annual)	50th Percentile (Annual)	75th Percentile (Annual)	90th Percentile (Annual)
35-3022	Counter attendants, cafeteria, food concession, and coffee shop	230	32.05	\$8.83	\$18,358	2.37	\$7.06	\$7.68	\$8.62	\$9.66	\$11.33	\$14,692	\$15,972	\$17,924	\$20,098	\$23,571
35-3031	Waiters and waitresses	3,160	5.41	\$8.96	\$18,635	2.62	\$6.95	\$7.09	\$7.47	\$9.80	\$13.96	\$14,452	\$14,757	\$15,547	\$20,383	\$29,039
35-3041	Food servers, nonrestaurant	370	19.37	\$8.64	\$17,972	2.59	\$7.15	\$7.51	\$8.41	\$9.57	\$10.87	\$14,862	\$15,628	\$17,490	\$19,913	\$22,619
35-9011	Dining room and cafeteria attendants and bartender helpers	460	13.32	\$8.44	\$17,555	2.48	\$7.02	\$7.32	\$8.07	\$9.33	\$10.87	\$14,608	\$15,235	\$16,794	\$19,402	\$22,612
35-9021	Dishwashers	580	14.66	\$8.38	\$17,438	1.35	\$7.26	\$7.68	\$8.34	\$9.03	\$9.69	\$15,102	\$15,966	\$17,356	\$18,782	\$20,161
35-9031	Hosts and hostesses, restaurant, lounge, and coffee shop	640	11.85	\$8.61	\$17,906	1.99	\$7.04	\$7.35	\$8.15	\$9.32	\$11.32	\$14,636	\$15,284	\$16,950	\$19,376	\$23,546
35-9099	Food preparation and serving related workers, all other	60	37.65	\$10.58	\$21,997	6.16	\$7.30	\$8.00	\$9.61	\$12.39	\$14.11	\$15,175	\$16,649	\$19,988	\$25,775	\$29,352
37-0000	Building and Grounds Cleaning and Maintenance Occupations	4,140	5.76	\$11.34	\$23,597	2.16	\$7.82	\$8.65	\$10.33	\$12.93	\$16.19	\$16,271	\$17,983	\$21,483	\$26,891	\$33,679
37-1011	First-line supervisors/managers of housekeeping and janitorial workers	190	30.54	\$14.32	\$29,784	13.69	\$7.80	\$8.57	\$12.57	\$17.16	\$27.59	\$16,216	\$17,835	\$26,136	\$35,685	\$57,397
37-1012	First-line supervisors/managers of landscaping, lawn service, and groundskeeping workers	100	16.93	\$22.03	\$45,814	7.29	\$13.38	\$15.02	\$21.59	\$26.33	\$32.39	\$27,832	\$31,238	\$44,903	\$54,774	\$67,377
37-2011	Janitors and cleaners, except maids and housekeeping cleaners	1,800	8.87	\$10.96	\$22,787	2.39	\$7.84	\$8.72	\$10.45	\$12.61	\$15.05	\$16,316	\$18,145	\$21,731	\$26,238	\$31,307
37-2012	Maids and housekeeping cleaners	790	9.42	\$9.53	\$19,831	2.39	\$7.36	\$8.01	\$8.99	\$10.80	\$12.95	\$15,303	\$16,666	\$18,694	\$22,459	\$26,936
37-3011	Landscaping and groundskeeping workers	1,190	10.48	\$11.70	\$24,340	5.19	\$8.12	\$8.98	\$10.67	\$13.76	\$17.83	\$16,889	\$18,684	\$22,187	\$28,618	\$37,080
39-0000	Personal Care and Service Occupations	2,790	7.63	\$11.42	\$23,752	3.48	\$7.14	\$8.02	\$9.47	\$13.11	\$19.51	\$14,845	\$16,673	\$19,688	\$27,258	\$40,584
39-1021	First-line supervisors/managers of personal service workers	110	11.84	\$17.82	\$37,059	5.7	\$8.16	\$11.62	\$16.29	\$23.66	\$28.38	\$16,963	\$24,174	\$33,890	\$49,221	\$59,037
39-2021	Nonfarm animal caretakers	150	21.77	\$10.78	\$22,413	14.09	\$7.29	\$8.13	\$10.14	\$13.08	\$14.59	\$15,166	\$16,905	\$21,082	\$27,201	\$30,352
39-3031	Ushers, lobby attendants, and ticket takers	130	31.37	\$7.59	\$15,782	4.14	\$6.94	\$7.06	\$7.31	\$7.65	\$8.80	\$14,425	\$14,691	\$15,209	\$15,921	\$18,295
39-3091	Amusement and recreation attendants	170	31.97	\$8.44	\$17,556	4.38	\$6.94	\$7.08	\$8.00	\$9.02	\$10.80	\$14,441	\$14,730	\$16,637	\$18,762	\$22,458
39-4021	Funeral attendants	20	10.02	\$12.40	\$25,791	9.4	\$8.46	\$9.62	\$11.08	\$14.83	\$19.17	\$17,590	\$20,008	\$23,050	\$30,853	\$39,874
39-5012	Hairdressers, hairstylists, and cosmetologists	430	37.88	\$11.09	\$23,075	18.38	\$7.37	\$8.17	\$9.39	\$11.56	\$17.24	\$15,327	\$16,989	\$19,532	\$24,050	\$35,858
39-6012	Concierges	10	37.89	\$13.27	\$27,610	13.95	\$8.56	\$10.33	\$14.47	\$16.24	\$17.47	\$17,814	\$21,479	\$30,106	\$33,787	\$36,334
39-6021	Tour guides and escorts	30	41.34	\$9.72	\$20,222	10.61	\$7.05	\$7.35	\$8.60	\$11.20	\$14.80	\$14,656	\$15,293	\$17,898	\$23,304	\$30,792
39-9011	Child care workers	270	13.15	\$9.15	\$19,024	3.62	\$6.98	\$7.18	\$8.83	\$10.71	\$11.88	\$14,521	\$14,930	\$18,367	\$22,278	\$24,716
39-9021	Personal and home care aides	440	24.55	\$9.79	\$20,365	7.18	\$7.74	\$8.25	\$9.08	\$10.56	\$13.67	\$16,103	\$17,169	\$18,890	\$21,965	\$28,442
39-9031	Fitness trainers and aerobics instructors	570	5.52	\$14.46	\$30,068	6.39	\$7.64	\$9.03	\$13.60	\$19.75	\$23.04	\$15,899	\$18,788	\$28,294	\$41,075	\$47,924
39-9032	Recreation workers	280	29.14	\$10.70	\$22,260	7.58	\$7.16	\$8.20	\$9.35	\$11.72	\$16.89	\$14,891	\$17,054	\$19,457	\$24,370	\$35,139

Data unavailable

Occupational Code	Occupational Title	Employment Estimate	Employment Percentage Relative Standard Error	Average Hourly Wage	Average Annual Wage	Wage Percentage Relative Standard Error	10th Percentile (Hourly)	25th Percentile (Hourly)	50th Percentile (Hourly)	75th Percentile (Hourly)	90th Percentile (Hourly)	10th Percentile (Annual)	25th Percentile (Annual)	50th Percentile (Annual)	75th Percentile (Annual)	90th Percentile (Annual)
41-0000	Sales and Related Occupations	16,250	2.82	\$15.12	\$31,439	3.1	\$7.27	\$8.25	\$10.71	\$16.83	\$28.56	\$15,132	\$17,158	\$22,271	\$35,009	\$59,404
41-1011	First-line supervisors/managers of retail sales workers	1,220	6.48	\$19.43	\$40,424	2.87	\$11.05	\$13.68	\$17.36	\$22.61	\$30.28	\$22,986	\$28,446	\$36,118	\$47,039	\$62,974
41-1012	First-line supervisors/managers of non-retail sales workers	210	24.18	\$31.45	\$65,414	5.38	\$19.63	\$22.04	\$26.66	\$36.88	\$55.31	\$40,831	\$45,850	\$55,447	\$76,708	\$115,039
41-2011	Cashiers	3,530	8.89	\$9.45	\$19,656	1.97	\$7.10	\$7.47	\$8.55	\$10.32	\$14.08	\$14,761	\$15,541	\$17,787	\$21,464	\$29,295
41-2021	Counter and rental clerks	700	17.87	\$13.30	\$27,662	5.18	\$8.01	\$9.22	\$12.34	\$14.87	\$20.21	\$16,653	\$19,180	\$25,665	\$30,923	\$42,026
41-2022	Parts salespersons	200	18.03	\$16.25	\$33,809	3.57	\$7.90	\$10.88	\$14.41	\$19.86	\$27.36	\$16,426	\$22,621	\$29,976	\$41,299	\$56,916
41-2031	Retail salespersons	6,740	4.72	\$10.88	\$22,636	2.43	\$7.18	\$7.87	\$9.36	\$11.56	\$15.77	\$14,928	\$16,377	\$19,478	\$24,038	\$32,796
41-3011	Advertising sales agents	210	24.73	\$25.43	\$52,897	20.57	\$7.30	\$10.63	\$18.52	\$31.94	\$68.12	\$15,190	\$22,118	\$38,528	\$66,427	\$141,685
41-3021	Insurance sales agents	300	41.89	\$18.16	\$37,774	11.09	\$12.80	\$14.40	\$17.65	\$21.69	\$24.08	\$26,627	\$29,946	\$36,704	\$45,120	\$50,093
41-3031	Securities, commodities, and financial services sales agents	180	21.08	\$36.70	\$76,328	20.06	\$14.82	\$18.01	\$34.04	\$43.25	\$50.85	\$30,827	\$37,460	\$70,793	\$89,968	\$105,760
41-3041	Travel agents	110	20.39	\$15.82	\$32,901	9.64	\$9.32	\$11.18	\$13.59	\$17.54	\$24.55	\$19,390	\$23,255	\$28,262	\$36,485	\$51,073
41-3099	Sales representatives, services, all other	490	20.46	\$20.87	\$43,406	6.65	\$10.14	\$13.83	\$17.54	\$23.01	\$34.77	\$21,094	\$28,760	\$36,476	\$47,869	\$72,312
41-4011	Sales representatives, wholesale and manufacturing, technical and scientific products	240	10.45	\$36.84	\$76,623	12.52	\$13.78	\$18.62	\$32.42	\$46.87	\$64.76	\$28,657	\$38,725	\$67,439	\$97,481	\$134,699
41-4012	Sales representatives, wholesale and manufacturing, except technical and scientific products	1,380	12.88	\$30.49	\$63,418	7.92	\$11.56	\$15.95	\$26.39	\$37.11	\$60.12	\$24,048	\$33,179	\$54,892	\$77,179	\$125,045
41-9011	Demonstrators and product promoters	90	37.46	\$12.77	\$26,571	7.81	\$8.73	\$9.98	\$11.71	\$16.21	\$18.38	\$18,162	\$20,760	\$24,354	\$33,708	\$38,223
41-9021	Real estate brokers	#	#	\$67.57	\$140,538	29.05	\$12.83	\$52.73	#	#	#	\$26,683	\$109,686	#	#	#
41-9022	Real estate sales agents	40	10.91	\$25.85	\$53,767	4.3	\$19.98	\$21.08	\$22.91	\$27.21	\$40.94	\$41,562	\$43,844	\$47,649	\$56,590	\$85,163
41-9031	Sales engineers	170	11.69	\$34.67	\$72,111	3.19	\$22.82	\$27.36	\$34.10	\$40.29	\$49.21	\$47,461	\$56,901	\$70,934	\$83,812	\$102,347
41-9041	Telemarketers	220	11.14	\$11.84	\$24,622	12.66	\$7.20	\$7.72	\$9.76	\$13.71	\$19.30	\$14,969	\$16,061	\$20,307	\$28,513	\$40,153
41-9099	Sales and related workers, all other	180	27.66	\$16.54	\$34,394	12.44	\$6.96	\$7.14	\$11.86	\$19.90	\$34.20	\$14,487	\$14,845	\$24,678	\$41,390	\$71,141
43-0000	Office and Administrative Support Occupations	20,410	2.47	\$14.65	\$30,482	1.9	\$8.28	\$10.39	\$13.91	\$17.89	\$22.22	\$17,222	\$21,612	\$28,936	\$37,201	\$46,220
43-1011	First-line supervisors/managers of office and administrative support workers	760	4.43	\$22.26	\$46,309	2.42	\$12.10	\$15.84	\$20.59	\$27.15	\$33.99	\$25,161	\$32,955	\$42,828	\$56,463	\$70,705
43-2011	Switchboard operators, including answering service	70	14.59	\$11.75	\$24,432	2.69	\$8.35	\$10.10	\$12.11	\$13.72	\$14.81	\$17,368	\$21,011	\$25,180	\$28,531	\$30,812
43-3011	Bill and account collectors	230	28.25	\$16.19	\$33,677	4.63	\$11.58	\$13.09	\$14.90	\$17.83	\$22.80	\$24,095	\$27,236	\$30,986	\$37,081	\$47,423
43-3021	Billing and posting clerks and machine operators	440	10.28	\$14.64	\$30,449	3.12	\$9.88	\$11.85	\$14.87	\$17.27	\$19.05	\$20,550	\$24,639	\$30,938	\$35,930	\$39,627
43-3031	Bookkeeping, accounting, and auditing clerks	1,960	8.81	\$15.95	\$33,178	2.77	\$8.83	\$12.08	\$15.97	\$19.40	\$22.76	\$18,358	\$25,122	\$33,218	\$40,348	\$47,338
43-3051	Payroll and timekeeping clerks	210	20.64	\$16.09	\$33,475	4.69	\$7.89	\$13.29	\$15.81	\$19.43	\$22.46	\$16,402	\$27,641	\$32,883	\$40,418	\$46,720
43-3061	Procurement clerks	50	44.31	\$16.15	\$33,587	3.11	\$12.67	\$13.59	\$15.18	\$18.72	\$22.27	\$26,350	\$28,260	\$31,566	\$38,928	\$46,322

Data unavailable

Occupational Code	Occupational Title	Employment Estimate	Employment Percentage Relative Standard Error	Average Hourly Wage	Average Annual Wage	Wage Percentage Relative Standard Error	10th Percentile (Hourly)	25th Percentile (Hourly)	50th Percentile (Hourly)	75th Percentile (Hourly)	90th Percentile (Hourly)	10th Percentile (Annual)	25th Percentile (Annual)	50th Percentile (Annual)	75th Percentile (Annual)	90th Percentile (Annual)
43-3071	Tellers	520	12.31	\$11.53	\$23,983	1.6	\$9.51	\$10.23	\$11.30	\$12.69	\$14.35	\$19,790	\$21,279	\$23,513	\$26,400	\$29,842
43-4051	Customer service representatives	2,260	4.69	\$11.43	\$23,764	8.49	\$7.64	\$8.18	\$9.08	\$13.26	\$18.88	\$15,885	\$17,010	\$18,878	\$27,585	\$39,280
43-4071	File clerks	130	11.78	\$12.15	\$25,264	2.2	\$8.66	\$10.08	\$11.83	\$14.17	\$16.66	\$18,006	\$20,970	\$24,607	\$29,477	\$34,657
43-4081	Hotel, motel, and resort desk clerks	280	41.46	\$11.22	\$23,333	9.01	\$7.76	\$8.36	\$9.38	\$11.91	\$15.55	\$16,147	\$17,394	\$19,505	\$24,781	\$32,353
43-4111	Interviewers, except eligibility and loan	250	13.42	\$13.29	\$27,643	4.98	\$8.39	\$10.38	\$13.07	\$16.35	\$18.64	\$17,452	\$21,591	\$27,178	\$34,004	\$38,764
43-4121	Library assistants, clerical	#	#	\$11.32	\$23,543	15.94	\$7.48	\$7.93	\$8.67	\$15.65	\$18.34	\$15,567	\$16,488	\$18,023	\$32,543	\$38,141
43-4131	Loan interviewers and clerks	160	35.39	\$14.34	\$29,827	5.84	\$8.27	\$9.61	\$14.71	\$17.56	\$20.92	\$17,199	\$19,985	\$30,597	\$36,521	\$43,514
43-4141	New accounts clerks	100	41.89	\$13.45	\$27,982	4.88	\$10.43	\$11.65	\$13.68	\$15.21	\$16.58	\$21,690	\$24,223	\$28,447	\$31,628	\$34,482
43-4151	Order clerks	160	18.9	\$14.29	\$29,726	2.28	\$9.82	\$11.84	\$14.35	\$16.42	\$18.35	\$20,420	\$24,636	\$29,842	\$34,160	\$38,175
43-4161	Human resources assistants, except payroll and timekeeping	110	11.88	\$17.46	\$36,307	2.84	\$12.53	\$15.11	\$17.21	\$19.24	\$22.96	\$26,053	\$31,432	\$35,804	\$40,018	\$47,758
43-4171	Receptionists and information clerks	1,510	12.56	\$12.06	\$25,086	3.18	\$7.72	\$9.47	\$11.54	\$13.86	\$17.53	\$16,048	\$19,701	\$24,012	\$28,828	\$36,470
43-4181	Reservation and transportation ticket agents and travel clerks	30	10.14	\$11.37	\$23,649	3.78	\$9.83	\$10.39	\$11.32	\$12.28	\$13.62	\$20,439	\$21,603	\$23,543	\$25,540	\$28,322
43-4199	Information and record clerks, all other	360	7.6	\$19.88	\$41,347	4.14	\$12.01	\$14.27	\$17.19	\$21.44	\$37.24	\$24,991	\$29,687	\$35,754	\$44,597	\$77,460
43-5021	Couriers and messengers	90	30.51	\$9.77	\$20,316	5.58	\$6.99	\$7.19	\$8.66	\$12.24	\$14.24	\$14,529	\$14,951	\$18,017	\$25,464	\$29,621
43-5031	Police, fire, and ambulance dispatchers	50	0.04	\$20.24	\$42,099	1.94	\$15.85	\$17.11	\$20.11	\$23.49	\$25.22	\$32,975	\$35,582	\$41,830	\$48,860	\$52,456
43-5032	Dispatchers, except police, fire, and ambulance	130	8.71	\$15.99	\$33,249	2.43	\$10.76	\$13.12	\$16.11	\$18.17	\$20.26	\$22,385	\$27,298	\$33,515	\$37,797	\$42,136
43-5041	Meter readers, utilities	10	16.24	\$19.12	\$39,765	3.59	\$15.46	\$17.03	\$19.27	\$22.26	\$24.28	\$32,167	\$35,425	\$40,076	\$46,296	\$50,499
43-5051	Postal service clerks	#	#	\$21.60	\$44,937	#	\$19.61	\$20.44	\$21.83	\$23.21	\$24.04	\$40,788	\$42,517	\$45,399	\$48,281	\$50,010
43-5052	Postal service mail carriers	#	#	\$21.46	\$44,646	#	\$17.34	\$19.80	\$21.65	\$23.49	\$25.29	\$36,061	\$41,180	\$45,023	\$48,866	\$52,599
43-5053	Postal service mail sorters, processors, and processing machine operators	#	#	\$19.75	\$41,071	#	\$12.93	\$19.44	\$21.13	\$22.81	\$23.83	\$26,904	\$40,430	\$43,940	\$47,450	\$49,556
43-5061	Production, planning, and expediting clerks	270	19.54	\$18.42	\$38,309	3.68	\$11.82	\$13.99	\$17.64	\$22.17	\$26.79	\$24,580	\$29,107	\$36,701	\$46,104	\$55,719
43-5071	Shipping, receiving, and traffic clerks	500	10.73	\$13.18	\$27,417	3.33	\$8.33	\$10.48	\$13.08	\$15.49	\$18.23	\$17,333	\$21,800	\$27,199	\$32,216	\$37,923
43-5081	Stock clerks and order fillers	1,250	7.6	\$11.93	\$24,807	2.22	\$7.75	\$8.71	\$10.79	\$15.14	\$18.07	\$16,121	\$18,123	\$22,445	\$31,490	\$37,588
43-5111	Weighers, measurers, checkers, and samplers, recordkeeping	50	11.45	\$15.62	\$32,492	3.83	\$11.21	\$13.40	\$16.03	\$17.97	\$19.16	\$23,312	\$27,865	\$33,345	\$37,372	\$39,860
43-6011	Executive secretaries and administrative assistants	1,470	8.02	\$19.33	\$40,202	2.03	\$13.02	\$15.28	\$18.56	\$22.91	\$27.30	\$27,090	\$31,782	\$38,602	\$47,650	\$56,780
43-6012	Legal secretaries	150	26.59	\$17.32	\$36,017	2.42	\$12.63	\$14.85	\$16.88	\$19.48	\$23.63	\$26,271	\$30,881	\$35,116	\$40,519	\$49,152
43-6013	Medical secretaries	410	19.23	\$16.97	\$35,301	5.55	\$10.40	\$13.29	\$17.25	\$20.48	\$23.36	\$21,625	\$27,635	\$35,884	\$42,604	\$48,585
43-6014	Secretaries, except legal, medical, and executive	1,940	7.43	\$13.88	\$28,866	1.98	\$9.57	\$11.31	\$13.78	\$16.28	\$18.52	\$19,896	\$23,521	\$28,657	\$33,857	\$38,512
43-9011	Computer operators	#	#	\$16.37	\$34,056	9.57	\$8.68	\$13.12	\$15.54	\$19.53	\$23.50	\$18,062	\$27,298	\$32,330	\$40,623	\$48,889

Data unavailable

Occupational Code	Occupational Title	Employment Estimate	Employment Percentage Relative Standard Error	Average Hourly Wage	Average Annual Wage	Wage Percentage Relative Standard Error	10th Percentile (Hourly)	25th Percentile (Hourly)	50th Percentile (Hourly)	75th Percentile (Hourly)	90th Percentile (Hourly)	10th Percentile (Annual)	25th Percentile (Annual)	50th Percentile (Annual)	75th Percentile (Annual)	90th Percentile (Annual)
43-9021	Data entry keyers	90	21.01	\$10.12	\$21,044	2.93	\$7.18	\$8.82	\$10.48	\$11.51	\$12.36	\$14,940	\$18,348	\$21,790	\$23,944	\$25,710
43-9022	Word processors and typists	60	25.3	\$14.01	\$29,143	2.37	\$10.76	\$12.45	\$13.84	\$15.15	\$17.72	\$22,388	\$25,906	\$28,783	\$31,509	\$36,855
43-9031	Desktop publishers	20	25.27	\$15.08	\$31,371	9.6	\$10.33	\$11.91	\$13.36	\$16.96	\$24.37	\$21,488	\$24,780	\$27,795	\$35,275	\$50,689
43-9041	Insurance claims and policy processing clerks	#	#	\$18.82	\$39,146	5.65	\$14.88	\$16.06	\$18.38	\$21.21	\$22.78	\$30,960	\$33,404	\$38,235	\$44,123	\$47,392
43-9051	Mail clerks and mail machine operators, except postal service	40	31.15	\$11.75	\$24,443	3.71	\$8.09	\$9.23	\$11.52	\$14.08	\$16.53	\$16,826	\$19,189	\$23,967	\$29,284	\$34,380
43-9061	Office clerks, general	1,870	7.59	\$12.75	\$26,528	1.89	\$7.81	\$9.81	\$12.06	\$15.31	\$18.44	\$16,254	\$20,403	\$25,091	\$31,852	\$38,354
43-9071	Office machine operators, except computer	60	39.87	\$11.02	\$22,915	3.76	\$8.36	\$9.14	\$10.18	\$12.03	\$16.00	\$17,399	\$19,009	\$21,174	\$25,017	\$33,278
45-0000	Farming, Fishing, and Forestry Occupations	190	18.22	\$13.48	\$28,031	4.2	\$8.30	\$9.86	\$11.49	\$16.32	\$21.11	\$17,259	\$20,506	\$23,902	\$33,955	\$43,904
45-1011	First-line supervisors/managers of farming, fishing, and forestry workers	10	44.61	\$25.55	\$53,143	13.15	\$15.20	\$19.18	\$23.91	\$34.06	\$37.65	\$31,613	\$39,893	\$49,724	\$70,844	\$78,313
45-2092	Farmworkers and laborers, crop, nursery, and greenhouse	40	11.51	\$10.93	\$22,724	4.67	\$7.99	\$8.67	\$9.97	\$12.98	\$15.36	\$16,625	\$18,027	\$20,748	\$26,997	\$31,958
45-2093	Farmworkers, farm and ranch animals	80	34	\$11.58	\$24,091	6.78	\$7.64	\$9.74	\$10.83	\$11.92	\$18.53	\$15,894	\$20,258	\$22,522	\$24,786	\$38,541
45-2099	Agricultural workers, all other	30	14.64	\$16.53	\$34,378	4.2	\$10.31	\$14.79	\$16.72	\$19.85	\$22.45	\$21,438	\$30,754	\$34,771	\$41,298	\$46,694
47-0000	Construction and Extraction Occupations	7,910	5.33	\$18.34	\$38,141	2.66	\$10.44	\$12.95	\$17.01	\$22.31	\$28.20	\$21,720	\$26,935	\$35,378	\$46,412	\$58,665
47-1011	First-line supervisors/managers of construction trades and extraction workers	650	9.21	\$27.84	\$57,908	3.05	\$17.50	\$21.68	\$27.05	\$32.98	\$39.36	\$36,390	\$45,090	\$56,264	\$68,607	\$81,864
47-2011	Boilermakers	110	14.69	\$22.17	\$46,118	4.65	\$16.92	\$19.45	\$22.05	\$24.72	\$29.08	\$35,202	\$40,463	\$45,857	\$51,427	\$60,482
47-2021	Brickmasons and blockmasons	270	20.5	\$21.37	\$44,448	3.31	\$14.80	\$20.11	\$21.95	\$23.79	\$25.59	\$30,792	\$41,825	\$45,663	\$49,491	\$53,221
47-2031	Carpenters	1,070	16.56	\$16.12	\$33,533	3.97	\$10.67	\$12.61	\$15.31	\$19.15	\$23.24	\$22,184	\$26,235	\$31,852	\$39,829	\$48,339
47-2051	Cement masons and concrete finishers	500	26.42	\$14.65	\$30,474	5.5	\$9.83	\$11.74	\$14.16	\$17.42	\$20.72	\$20,444	\$24,411	\$29,455	\$36,236	\$43,099
47-2061	Construction laborers	990	17.34	\$12.46	\$25,909	2.57	\$9.79	\$10.55	\$11.86	\$14.00	\$15.51	\$20,372	\$21,939	\$24,664	\$29,129	\$32,262
47-2071	Paving, surfacing, and tamping equipment operators	90	26.86	\$19.85	\$41,286	3.62	\$13.06	\$15.83	\$18.56	\$23.99	\$28.79	\$27,173	\$32,921	\$38,604	\$49,902	\$59,886
47-2073	Operating engineers and other construction equipment operators	380	32.25	\$20.36	\$42,342	1.95	\$15.45	\$17.43	\$20.16	\$22.89	\$26.12	\$32,135	\$36,260	\$41,939	\$47,609	\$54,321
47-2081	Drywall and ceiling tile installers	270	22.46	\$17.09	\$35,543	2.55	\$9.61	\$14.69	\$16.88	\$19.22	\$24.94	\$19,998	\$30,563	\$35,101	\$39,985	\$51,865
47-2082	Tapers	190	22.56	\$17.03	\$35,416	2.68	\$12.72	\$14.59	\$16.79	\$19.31	\$22.27	\$26,459	\$30,342	\$34,925	\$40,160	\$46,326
47-2111	Electricians	650	29.84	\$19.41	\$40,365	2.2	\$12.58	\$15.79	\$19.28	\$23.32	\$26.98	\$26,170	\$32,853	\$40,109	\$48,506	\$56,118
47-2121	Glaziers	#	#	\$17.31	\$36,010	6.81	\$12.24	\$14.13	\$16.69	\$18.92	\$24.82	\$25,465	\$29,390	\$34,713	\$39,355	\$51,628
47-2141	Painters, construction and maintenance	440	9.9	#	#	#	#	#	#	#	#	#	#	#	#	#
47-2151	Pipelayers	30	40.74	\$15.77	\$32,797	14.5	\$11.41	\$12.91	\$14.66	\$17.16	\$24.73	\$23,727	\$26,862	\$30,489	\$35,690	\$51,432
47-2152	Plumbers, pipefitters, and steamfitters	720	19.22	\$23.03	\$47,903	9.5	\$12.37	\$15.85	\$21.30	\$27.03	\$42.31	\$25,719	\$32,962	\$44,303	\$56,216	\$88,014
47-2161	Plasterers and stucco masons	70	32.12	\$14.99	\$31,175	2.26	\$11.86	\$12.91	\$14.20	\$15.86	\$20.99	\$24,665	\$26,863	\$29,545	\$32,986	\$43,664

Data unavailable

Occupational Code	Occupational Title	Employment Estimate	Employment Percentage Relative Standard Error	Average Hourly Wage	Average Annual Wage	Wage Percentage Relative Standard Error	10th Percentile (Hourly)	25th Percentile (Hourly)	50th Percentile (Hourly)	75th Percentile (Hourly)	90th Percentile (Hourly)	10th Percentile (Annual)	25th Percentile (Annual)	50th Percentile (Annual)	75th Percentile (Annual)	90th Percentile (Annual)
47-2181	Roofers	70	19.34	\$14.75	\$30,687	11.51	\$9.34	\$10.85	\$14.82	\$17.98	\$21.24	\$19,430	\$22,558	\$30,816	\$37,392	\$44,174
47-2211	Sheet metal workers	240	31.26	\$19.22	\$39,969	4.57	\$12.56	\$14.34	\$17.65	\$25.49	\$29.16	\$26,116	\$29,827	\$36,712	\$53,029	\$60,644
47-3011	Helpers--brickmasons, blockmasons, stonemasons, and tile and marble setters	140	11.36	\$15.48	\$32,189	4.5	\$12.33	\$13.27	\$14.73	\$17.67	\$20.70	\$25,654	\$27,606	\$30,648	\$36,763	\$43,061
47-3012	Helpers--carpenters	30	31.41	\$10.47	\$21,788	7.04	\$7.02	\$7.29	\$9.86	\$13.32	\$15.71	\$14,612	\$15,153	\$20,499	\$27,703	\$32,683
47-3014	Helpers--painters, paperhangers, plasterers, and stucco masons	30	40.76	\$9.34	\$19,418	4.07	\$7.97	\$8.42	\$9.16	\$10.28	\$11.52	\$16,584	\$17,512	\$19,059	\$21,390	\$23,962
47-3019	Helpers, construction trades, all other	#	#	\$12.10	\$25,166	8.12	\$9.83	\$10.49	\$11.61	\$13.88	\$15.26	\$20,437	\$21,818	\$24,144	\$28,865	\$31,736
47-4011	Construction and building inspectors	110	20.63	\$23.32	\$48,502	2.72	\$16.63	\$19.62	\$23.21	\$26.99	\$30.94	\$34,581	\$40,811	\$48,270	\$56,147	\$64,358
47-4051	Highway maintenance workers	60	4.69	\$18.56	\$38,613	2.36	\$14.80	\$16.50	\$18.17	\$20.49	\$23.48	\$30,781	\$34,317	\$37,799	\$42,622	\$48,841
49-0000	Installation, Maintenance, and Repair Occupations	5,140	7.35	\$19.03	\$39,586	1.81	\$10.29	\$13.25	\$17.98	\$24.31	\$29.04	\$21,400	\$27,558	\$37,389	\$50,573	\$60,406
49-1011	First-line supervisors/managers of mechanics, installers, and repairers	390	16.06	\$27.48	\$57,154	2.87	\$16.38	\$22.18	\$27.76	\$32.30	\$39.03	\$34,069	\$46,140	\$57,739	\$67,186	\$81,175
49-2011	Computer, automated teller, and office machine repairers	40	28.48	\$19.65	\$40,868	7.01	\$13.57	\$15.48	\$18.66	\$23.64	\$27.90	\$28,221	\$32,205	\$38,805	\$49,182	\$58,035
49-2022	Telecommunications equipment installers and repairers, except line installers	140	15.01	\$25.13	\$52,270	5.51	\$17.41	\$24.11	\$26.14	\$27.93	\$29.39	\$36,203	\$50,146	\$54,367	\$58,105	\$61,139
49-2094	Electrical and electronics repairers, commercial and industrial equipment	60	18.4	\$21.88	\$45,504	3.91	\$12.89	\$14.51	\$19.76	\$27.30	\$36.74	\$26,810	\$30,184	\$41,094	\$56,786	\$76,409
49-2096	Electronic equipment installers and repairers, motor vehicles	30	14	\$13.80	\$28,702	9.05	\$10.21	\$11.14	\$12.60	\$15.83	\$20.40	\$21,235	\$23,166	\$26,205	\$32,918	\$42,441
49-3011	Aircraft mechanics and service technicians	50	45.26	\$20.92	\$43,513	5.53	\$14.72	\$16.85	\$20.31	\$24.59	\$28.44	\$30,617	\$35,047	\$42,235	\$51,142	\$59,157
49-3021	Automotive body and related repairers	120	15.27	\$24.14	\$50,203	8.58	\$13.19	\$16.23	\$23.88	\$31.90	\$37.21	\$27,436	\$33,764	\$49,670	\$66,355	\$77,389
49-3022	Automotive glass installers and repairers	#	#	\$15.26	\$31,751	14.51	\$11.67	\$12.32	\$13.29	\$14.25	\$15.88	\$24,270	\$25,616	\$27,646	\$29,631	\$33,037
49-3023	Automotive service technicians and mechanics	750	17.64	\$20.29	\$42,200	3.84	\$10.11	\$14.73	\$19.38	\$24.97	\$30.90	\$21,033	\$30,633	\$40,321	\$51,931	\$64,266
49-3031	Bus and truck mechanics and diesel engine specialists	70	18.27	\$19.83	\$41,256	2.89	\$13.32	\$16.16	\$19.83	\$24.00	\$26.56	\$27,705	\$33,609	\$41,239	\$49,919	\$55,248
49-3041	Farm equipment mechanics	30	0.06	\$13.24	\$27,545	2.92	\$9.37	\$11.51	\$13.21	\$15.45	\$17.42	\$19,497	\$23,938	\$27,477	\$32,141	\$36,228
49-3042	Mobile heavy equipment mechanics, except engines	50	27.65	\$21.34	\$44,378	5.44	\$14.02	\$17.96	\$21.83	\$24.57	\$28.40	\$29,161	\$37,366	\$45,412	\$51,098	\$59,078
49-3052	Motorcycle mechanics	#	#	\$14.67	\$30,517	8.04	\$11.03	\$12.58	\$13.92	\$15.21	\$20.88	\$22,952	\$26,164	\$28,953	\$31,645	\$43,429
49-3053	Outdoor power equipment and other small engine mechanics	#	#	\$14.34	\$29,821	4.57	\$9.92	\$10.55	\$11.59	\$20.31	\$22.94	\$20,631	\$21,937	\$24,115	\$42,246	\$47,714
49-3092	Recreational vehicle service technicians	#	#	\$15.86	\$32,995	24.75	\$6.97	\$11.68	\$13.85	\$20.47	\$28.48	\$14,494	\$24,285	\$28,809	\$42,573	\$59,233
49-3093	Tire repairers and changers	150	12.43	\$10.98	\$22,845	3.89	\$8.28	\$9.58	\$10.67	\$11.80	\$14.07	\$17,222	\$19,920	\$22,192	\$24,553	\$29,262

Data unavailable

Occupational Code	Occupational Title	Employment Estimate	Employment Percentage Relative Standard Error	Average Hourly Wage	Average Annual Wage	Wage Percentage Relative Standard Error	10th Percentile (Hourly)	25th Percentile (Hourly)	50th Percentile (Hourly)	75th Percentile (Hourly)	90th Percentile (Hourly)	10th Percentile (Annual)	25th Percentile (Annual)	50th Percentile (Annual)	75th Percentile (Annual)	90th Percentile (Annual)
49-9021	Heating, air conditioning, and refrigeration mechanics and installers	370	34.4	\$18.88	\$39,271	4.88	\$13.38	\$15.52	\$17.70	\$22.60	\$27.25	\$27,828	\$32,281	\$36,816	\$47,004	\$56,673
49-9031	Home appliance repairers	#	#	\$20.12	\$41,848	4.55	\$16.05	\$17.94	\$19.84	\$22.58	\$25.88	\$33,378	\$37,312	\$41,271	\$46,972	\$53,826
49-9041	Industrial machinery mechanics	120	13.42	\$23.73	\$49,354	4.63	\$16.29	\$19.01	\$23.35	\$28.03	\$33.63	\$33,883	\$39,531	\$48,573	\$58,309	\$69,945
49-9042	Maintenance and repair workers, general	1,370	13.56	\$15.93	\$33,126	2.58	\$9.86	\$11.55	\$15.56	\$19.62	\$23.17	\$20,509	\$24,033	\$32,371	\$40,804	\$48,197
49-9051	Electrical power-line installers and repairers	120	20.61	\$23.88	\$49,665	2.14	\$15.94	\$18.02	\$24.14	\$28.36	\$33.50	\$33,156	\$37,474	\$50,208	\$58,980	\$69,686
49-9062	Medical equipment repairers	50	49.17	\$12.99	\$27,024	6.7	\$9.71	\$10.63	\$12.45	\$14.05	\$16.90	\$20,193	\$22,111	\$25,899	\$29,232	\$35,144
49-9098	Helpers--installation, maintenance, and repair workers	50	17.97	\$11.54	\$23,998	5.38	\$7.19	\$8.12	\$10.00	\$13.38	\$19.50	\$14,961	\$16,889	\$20,809	\$27,827	\$40,568
49-9099	Installation, maintenance, and repair workers, all other	260	18.3	\$17.12	\$35,619	8.05	\$8.24	\$9.49	\$15.79	\$23.04	\$28.63	\$17,129	\$19,729	\$32,849	\$47,922	\$59,559
51-0000	Production Occupations	7,240	8.74	\$16.18	\$33,659	2.8	\$9.27	\$11.06	\$14.35	\$20.18	\$26.20	\$19,281	\$23,014	\$29,852	\$41,968	\$54,495
51-1011	First-line supervisors/managers of production and operating workers	480	21.27	\$27.19	\$56,545	2.16	\$17.03	\$20.57	\$26.14	\$31.22	\$41.19	\$35,431	\$42,788	\$54,376	\$64,942	\$85,679
51-2022	Electrical and electronic equipment assemblers	370	8.53	\$13.84	\$28,788	2.45	\$9.63	\$11.10	\$13.02	\$16.20	\$19.38	\$20,025	\$23,089	\$27,076	\$33,690	\$40,304
51-2023	Electromechanical equipment assemblers	110	49.48	\$17.08	\$35,526	5.59	\$10.80	\$12.86	\$16.14	\$21.14	\$25.80	\$22,456	\$26,746	\$33,565	\$43,970	\$53,656
51-2041	Structural metal fabricators and fitters	40	9.2	\$15.73	\$32,717	2.76	\$11.47	\$13.18	\$15.48	\$18.16	\$20.56	\$23,866	\$27,423	\$32,194	\$37,765	\$42,757
51-2092	Team assemblers	470	19.2	\$13.26	\$27,573	1.94	\$9.10	\$10.79	\$13.07	\$15.10	\$18.20	\$18,928	\$22,448	\$27,183	\$31,415	\$37,848
51-2099	Assemblers and fabricators, all other	650	47.28	\$12.26	\$25,504	2.57	\$9.40	\$10.32	\$11.59	\$13.79	\$16.14	\$19,550	\$21,468	\$24,116	\$28,693	\$33,580
51-3011	Bakers	110	17.74	\$11.70	\$24,331	2.77	\$7.78	\$8.78	\$11.18	\$14.47	\$17.05	\$16,186	\$18,264	\$23,260	\$30,087	\$35,471
51-3021	Butchers and meat cutters	60	13.95	\$15.35	\$31,922	4.26	\$9.96	\$12.07	\$16.19	\$18.57	\$20.07	\$20,713	\$25,098	\$33,674	\$38,621	\$41,744
51-3092	Food batchmakers	20	49.63	#	#	#	#	#	#	#	#	#	#	#	#	#
51-3093	Food cooking machine operators and tenders	#	#	\$11.01	\$22,897	6.94	\$8.07	\$8.89	\$10.64	\$12.83	\$14.79	\$16,781	\$18,490	\$22,124	\$26,681	\$30,759
51-4011	Computer-controlled machine tool operators, metal and plastic	40	44	\$15.63	\$32,502	3.68	\$10.36	\$12.76	\$15.49	\$17.44	\$20.89	\$21,539	\$26,550	\$32,223	\$36,277	\$43,456
51-4012	Numerical tool and process control programmers	20	37.53	\$25.69	\$53,434	6.35	\$19.10	\$21.00	\$25.17	\$28.62	\$30.69	\$39,730	\$43,676	\$52,358	\$59,526	\$63,826
51-4031	Cutting, punching, and press machine setters, operators, and tenders, metal and plastic	160	18.06	\$15.28	\$31,781	4.24	\$10.96	\$12.69	\$14.99	\$17.60	\$20.57	\$22,797	\$26,387	\$31,174	\$36,610	\$42,776
51-4033	Grinding, lapping, polishing, and buffing machine tool setters, operators, and tenders, metal and plastic	90	23.87	\$11.43	\$23,765	4.93	\$8.33	\$9.56	\$10.95	\$13.03	\$15.27	\$17,320	\$19,879	\$22,783	\$27,094	\$31,751
51-4035	Milling and planing machine setters, operators, and tenders, metal and plastic	40	46.14	\$13.77	\$28,639	7.86	\$9.71	\$10.71	\$12.87	\$17.33	\$18.98	\$20,196	\$22,270	\$26,774	\$36,046	\$39,485
51-4041	Machinists	300	13.74	\$17.50	\$36,403	1.91	\$12.59	\$14.94	\$17.36	\$20.24	\$22.68	\$26,192	\$31,082	\$36,112	\$42,096	\$47,179
51-4071	Foundry mold and coremakers	60	49.55	\$14.02	\$29,158	6.22	\$10.15	\$11.20	\$13.03	\$15.63	\$21.21	\$21,107	\$23,303	\$27,111	\$32,507	\$44,116

Data unavailable

Occupational Code	Occupational Title	Employment Estimate	Employment Percentage Relative Standard Error	Average Hourly Wage	Average Annual Wage	Wage Percentage Relative Standard Error	10th Percentile (Hourly)	25th Percentile (Hourly)	50th Percentile (Hourly)	75th Percentile (Hourly)	90th Percentile (Hourly)	10th Percentile (Annual)	25th Percentile (Annual)	50th Percentile (Annual)	75th Percentile (Annual)	90th Percentile (Annual)
51-4072	Molding, coremaking, and casting machine setters, operators, and tenders, metal and plastic	120	39.53	\$15.75	\$32,756	6.94	\$8.33	\$10.56	\$14.42	\$20.63	\$24.61	\$17,332	\$21,967	\$29,984	\$42,904	\$51,196
51-4081	Multiple machine tool setters, operators, and tenders, metal and plastic	70	16.47	\$9.87	\$20,537	8.64	\$7.38	\$8.00	\$8.87	\$9.71	\$14.95	\$15,359	\$16,648	\$18,453	\$20,207	\$31,093
51-4111	Tool and die makers	40	49.29	\$23.83	\$49,563	4.11	\$18.11	\$20.68	\$24.43	\$27.42	\$29.55	\$37,662	\$43,014	\$50,812	\$57,029	\$61,467
51-4121	Welders, cutters, solderers, and brazers	280	13.94	\$17.09	\$35,555	3.63	\$11.74	\$13.92	\$16.40	\$18.95	\$25.38	\$24,424	\$28,962	\$34,114	\$39,406	\$52,781
51-4122	Welding, soldering, and brazing machine setters, operators, and tenders	10	48.97	\$19.51	\$40,575	15.58	\$12.72	\$14.14	\$15.86	\$18.01	\$42.64	\$26,451	\$29,407	\$32,984	\$37,470	\$88,682
51-4199	Metal workers and plastic workers, all other	90	41.77	\$15.36	\$31,943	9.41	\$9.31	\$11.75	\$13.81	\$20.04	\$21.96	\$19,365	\$24,435	\$28,721	\$41,678	\$45,681
51-5011	Bindery workers	#	#	\$12.75	\$26,516	5.09	\$9.86	\$10.67	\$12.09	\$14.87	\$16.79	\$20,518	\$22,185	\$25,148	\$30,931	\$34,915
51-5021	Job printers	#	#	\$13.25	\$27,552	7.31	\$8.27	\$9.75	\$11.22	\$18.20	\$22.11	\$17,201	\$20,270	\$23,333	\$37,853	\$45,995
51-5022	Prepress technicians and workers	30	24.83	\$19.19	\$39,920	4.67	\$13.88	\$16.57	\$18.73	\$21.43	\$26.02	\$28,867	\$34,463	\$38,960	\$44,578	\$54,122
51-5023	Printing machine operators	110	18.03	\$16.60	\$34,524	5.16	\$8.94	\$11.21	\$15.76	\$22.41	\$26.15	\$18,602	\$23,318	\$32,782	\$46,608	\$54,383
51-6011	Laundry and dry-cleaning workers	130	48.38	\$9.08	\$18,891	2.18	\$7.78	\$8.19	\$8.89	\$9.68	\$11.06	\$16,179	\$17,043	\$18,484	\$20,125	\$23,008
51-6021	Pressers, textile, garment, and related materials	#	#	\$9.54	\$19,850	6.25	\$8.09	\$9.06	\$9.66	\$10.46	\$10.94	\$16,822	\$18,836	\$20,095	\$21,759	\$22,757
51-6031	Sewing machine operators	30	30.39	\$10.37	\$21,561	5.28	\$7.20	\$9.15	\$10.27	\$11.27	\$13.57	\$14,969	\$19,038	\$21,355	\$23,439	\$28,220
51-7011	Cabinetmakers and bench carpenters	320	12.86	\$13.59	\$28,269	6.54	\$8.50	\$9.67	\$12.61	\$17.16	\$19.51	\$17,679	\$20,117	\$26,228	\$35,684	\$40,586
51-7021	Furniture finishers	#	#	\$14.89	\$30,965	10.58	\$8.67	\$10.85	\$14.90	\$18.38	\$21.97	\$18,028	\$22,572	\$31,001	\$38,221	\$45,699
51-7041	Sawing machine setters, operators, and tenders, wood	50	8.59	\$14.06	\$29,248	2.84	\$9.84	\$11.58	\$13.74	\$16.86	\$18.71	\$20,462	\$24,080	\$28,585	\$35,070	\$38,920
51-7042	Woodworking machine setters, operators, and tenders, except sawing	70	21.25	\$15.86	\$32,980	16.38	\$8.59	\$10.37	\$12.95	\$16.79	\$32.55	\$17,857	\$21,572	\$26,933	\$34,926	\$67,714
51-8021	Stationary engineers and boiler operators	30	12.01	\$23.98	\$49,882	3.65	\$20.00	\$22.61	\$24.41	\$26.59	\$27.92	\$41,608	\$47,030	\$50,772	\$55,299	\$58,075
51-8031	Water and liquid waste treatment plant and system operators	140	27.94	\$22.10	\$45,974	2.5	\$17.88	\$19.33	\$21.78	\$25.25	\$27.79	\$37,188	\$40,213	\$45,310	\$52,524	\$57,807
51-8099	Plant and system operators, all other	#	#	\$19.54	\$40,637	4.88	\$14.21	\$16.35	\$18.83	\$22.76	\$26.54	\$29,547	\$34,006	\$39,171	\$47,349	\$55,207
51-9012	Separating, filtering, clarifying, precipitating, and still machine setters, operators, and tenders	140	18.84	\$21.31	\$44,326	11.16	\$10.45	\$16.01	\$23.87	\$26.28	\$27.74	\$21,728	\$33,291	\$49,644	\$54,660	\$57,705
51-9021	Crushing, grinding, and polishing machine setters, operators, and tenders	#	#	\$18.21	\$37,883	7.14	\$12.13	\$13.60	\$20.05	\$22.51	\$23.90	\$25,230	\$28,286	\$41,703	\$46,816	\$49,716
51-9022	Grinding and polishing workers, hand	20	37.2	\$12.85	\$26,721	4.02	\$9.46	\$10.27	\$11.86	\$15.68	\$17.35	\$19,667	\$21,353	\$24,663	\$32,619	\$36,079
51-9023	Mixing and blending machine setters, operators, and tenders	30	9.49	\$14.71	\$30,603	7.56	\$10.08	\$12.05	\$13.55	\$15.00	\$25.59	\$20,975	\$25,057	\$28,181	\$31,205	\$53,233
51-9032	Cutting and slicing machine setters, operators, and tenders	60	30.52	\$16.56	\$34,442	5.71	\$12.56	\$13.64	\$15.67	\$19.88	\$21.98	\$26,115	\$28,370	\$32,590	\$41,349	\$45,717
51-9061	Inspectors, testers, sorters, samplers, and weighers	290	14.97	\$18.55	\$38,592	5.9	\$10.02	\$13.12	\$18.22	\$24.32	\$27.48	\$20,848	\$27,281	\$37,889	\$50,588	\$57,166

Data unavailable

Occupational Code	Occupational Title	Employment Estimate	Employment Percentage Relative Standard Error	Average Hourly Wage	Average Annual Wage	Wage Percentage Relative Standard Error	10th Percentile (Hourly)	25th Percentile (Hourly)	50th Percentile (Hourly)	75th Percentile (Hourly)	90th Percentile (Hourly)	10th Percentile (Annual)	25th Percentile (Annual)	50th Percentile (Annual)	75th Percentile (Annual)	90th Percentile (Annual)
51-9081	Dental laboratory technicians	20	41.87	\$12.96	\$26,955	9.26	\$9.47	\$10.27	\$11.85	\$14.82	\$19.26	\$19,700	\$21,351	\$24,639	\$30,824	\$40,069
51-9111	Packaging and filling machine operators and tenders	570	18.02	\$20.42	\$42,473	9.84	\$9.75	\$12.58	\$23.91	\$26.23	\$27.62	\$20,290	\$26,165	\$49,737	\$54,552	\$57,445
51-9121	Coating, painting, and spraying machine setters, operators, and tenders	30	7.28	\$15.54	\$32,315	4.69	\$9.94	\$12.14	\$14.89	\$17.72	\$21.38	\$20,672	\$25,243	\$30,968	\$36,855	\$44,477
51-9122	Painters, transportation equipment	60	11.82	\$21.65	\$45,035	11.35	\$10.36	\$11.96	\$20.10	\$27.79	\$36.94	\$21,547	\$24,879	\$41,798	\$57,807	\$76,832
51-9123	Painting, coating, and decorating workers	40	11.28	\$13.96	\$29,042	2.34	\$9.10	\$11.95	\$13.96	\$16.39	\$18.58	\$18,929	\$24,859	\$29,047	\$34,083	\$38,650
51-9132	Photographic processing machine operators	50	26.06	\$10.75	\$22,355	10.36	\$7.64	\$8.71	\$10.34	\$11.90	\$15.49	\$15,885	\$18,125	\$21,507	\$24,754	\$32,221
51-9195	Molders, shapers, and casters, except metal and plastic	#	#	\$10.65	\$22,152	5.97	\$7.27	\$8.33	\$9.98	\$11.27	\$16.37	\$15,122	\$17,324	\$20,753	\$23,436	\$34,055
51-9198	Helpers--production workers	260	33.43	\$11.85	\$24,642	2.76	\$9.87	\$10.48	\$11.50	\$13.13	\$14.78	\$20,525	\$21,791	\$23,910	\$27,311	\$30,736
51-9199	Production workers, all other	240	39.14	\$14.17	\$29,472	4.02	\$9.77	\$10.82	\$12.48	\$16.64	\$21.67	\$20,331	\$22,513	\$25,958	\$34,617	\$45,082
53-0000	Transportation and Material Moving Occupations	7,330	5.3	\$13.59	\$28,258	3.17	\$7.23	\$8.58	\$12.21	\$17.03	\$20.49	\$15,034	\$17,849	\$25,390	\$35,430	\$42,626
53-1021	First-line supervisors/managers of helpers, laborers, and material movers, hand	170	11.74	\$19.75	\$41,078	3.53	\$15.28	\$17.03	\$19.95	\$22.76	\$24.60	\$31,789	\$35,423	\$41,493	\$47,339	\$51,177
53-1031	First-line supervisors/managers of transportation and material-moving machine and vehicle	#	#	\$25.17	\$52,361	5.56	\$13.68	\$17.46	\$22.85	\$29.68	\$39.35	\$28,464	\$36,320	\$47,526	\$61,734	\$81,846
53-2012	Commercial pilots	#	#	#	\$57,621	4.82	#	#	#	#	#	\$51,666	\$53,964	\$57,800	\$61,636	\$63,937
53-3021	Bus drivers, transit and intercity	150	0.01	\$12.47	\$25,947	2.56	\$8.02	\$8.65	\$9.97	\$16.72	\$18.90	\$16,692	\$17,987	\$20,729	\$34,786	\$39,321
53-3031	Driver/sales workers	630	23.66	\$10.86	\$22,589	13.13	\$6.92	\$7.02	\$7.29	\$10.59	\$23.50	\$14,387	\$14,596	\$15,155	\$22,030	\$48,880
53-3032	Truck drivers, heavy and tractor-trailer	960	9.79	\$20.51	\$42,654	7.84	\$13.30	\$15.16	\$17.44	\$22.30	\$37.21	\$27,660	\$31,525	\$36,272	\$46,386	\$77,405
53-3033	Truck drivers, light or delivery services	820	12.2	\$13.33	\$27,721	5.11	\$8.12	\$9.97	\$12.57	\$16.73	\$20.28	\$16,889	\$20,748	\$26,149	\$34,790	\$42,179
53-3041	Taxi drivers and chauffeurs	40	18.36	\$10.53	\$21,892	3.72	\$7.53	\$8.89	\$10.11	\$11.77	\$13.78	\$15,666	\$18,483	\$21,019	\$24,491	\$28,659
53-3099	Motor vehicle operators, all other	#	#	\$10.45	\$21,733	4.2	\$7.27	\$8.58	\$10.42	\$11.76	\$13.08	\$15,123	\$17,844	\$21,663	\$24,460	\$27,205
53-6031	Service station attendants	#	#	\$12.19	\$25,358	8.59	\$8.07	\$8.96	\$10.82	\$16.35	\$18.63	\$16,796	\$18,647	\$22,497	\$34,001	\$38,755
53-7021	Crane and tower operators	20	11.53	\$26.57	\$55,265	8.25	\$15.61	\$24.99	\$27.64	\$30.29	\$35.46	\$32,472	\$51,987	\$57,491	\$62,995	\$73,762
53-7032	Excavating and loading machine and dragline operators	#	#	\$16.56	\$34,445	3.55	\$12.99	\$14.28	\$16.42	\$18.33	\$19.48	\$27,025	\$29,706	\$34,155	\$38,133	\$40,528
53-7051	Industrial truck and tractor operators	410	11.48	\$13.81	\$28,723	3.18	\$9.31	\$10.90	\$13.69	\$16.30	\$18.49	\$19,369	\$22,681	\$28,483	\$33,911	\$38,468
53-7061	Cleaners of vehicles and equipment	220	26.05	\$9.67	\$20,114	1.88	\$7.42	\$8.23	\$9.36	\$10.92	\$12.41	\$15,425	\$17,119	\$19,460	\$22,711	\$25,815
53-7062	Laborers and freight, stock, and material movers, hand	2,210	9.72	\$11.13	\$23,151	3.41	\$7.08	\$7.93	\$9.80	\$13.88	\$17.85	\$14,724	\$16,503	\$20,391	\$28,862	\$37,136
53-7064	Packers and packagers, hand	440	13.43	\$9.66	\$20,088	7.17	\$7.16	\$7.47	\$8.28	\$9.98	\$16.70	\$14,888	\$15,543	\$17,213	\$20,752	\$34,742
53-7081	Refuse and recyclable material collectors	80	18.34	\$15.30	\$31,818	4	\$10.96	\$12.91	\$14.95	\$17.76	\$19.55	\$22,791	\$26,859	\$31,096	\$36,941	\$40,668

Data unavailable

Occupational Code	Occupational Title	Employment Estimate	Employment Percentage Relative Standard Error	Average Hourly Wage	Average Annual Wage	Wage Percentage Relative Standard Error	10th Percentile (Hourly)	25th Percentile (Hourly)	50th Percentile (Hourly)	75th Percentile (Hourly)	90th Percentile (Hourly)	10th Percentile (Annual)	25th Percentile (Annual)	50th Percentile (Annual)	75th Percentile (Annual)	90th Percentile (Annual)
00-0000	Total All Occupations	58,930	3.36	\$17.57	\$36,552	1.81	\$7.60	\$9.76	\$14.04	\$21.60	\$30.68	\$15,813	\$20,305	\$29,204	\$44,923	\$63,812
11-0000	Management Occupations	2,240	5.94	\$37.43	\$77,863	2.49	\$15.17	\$23.57	\$33.76	\$45.76	\$64.33	\$31,550	\$49,033	\$70,227	\$95,184	\$133,811
11-1011	Chief executives	60	34.9	\$80.06	\$166,516	11.66	\$45.00	\$57.53	#	#	#	\$93,599	\$119,658	#	#	#
11-1021	General and operations managers	1,050	6.84	\$37.64	\$78,300	3.41	\$14.76	\$22.40	\$32.38	\$46.12	\$69.46	\$30,697	\$46,598	\$67,341	\$95,921	\$144,476
11-2011	Advertising and promotions managers	10	41.97	\$33.38	\$69,424	4.87	\$23.11	\$31.95	\$34.65	\$37.38	\$39.45	\$48,068	\$66,459	\$72,078	\$77,755	\$82,051
11-2022	Sales managers	80	19.07	\$38.64	\$80,368	7.13	\$17.84	\$22.98	\$39.72	\$47.47	\$65.89	\$37,099	\$47,804	\$82,621	\$98,738	\$137,048
11-2031	Public relations managers	20	23.49	\$36.01	\$74,893	3.61	\$20.70	\$28.33	\$37.47	\$44.64	\$49.52	\$43,061	\$58,925	\$77,943	\$92,857	\$102,995
11-3011	Administrative services managers	30	17.73	\$34.67	\$72,122	9.81	\$20.02	\$22.46	\$31.57	\$39.77	\$62.04	\$41,649	\$46,722	\$65,657	\$82,729	\$129,048
11-3021	Computer and information systems managers	30	30.58	\$48.36	\$100,584	7.21	\$33.74	\$38.27	\$45.66	\$55.89	\$66.47	\$70,173	\$79,602	\$94,980	\$116,249	\$138,254
11-3031	Financial managers	70	11.9	\$42.92	\$89,275	5.67	\$22.37	\$29.29	\$41.15	\$51.77	\$67.72	\$46,534	\$60,914	\$85,601	\$107,674	\$140,855
11-3051	Industrial production managers	30	17.81	\$33.57	\$69,820	9.09	\$19.92	\$22.74	\$29.12	\$41.65	\$49.57	\$41,441	\$47,307	\$60,574	\$86,639	\$103,116
11-3071	Transportation, storage, and distribution managers	40	17.65	\$38.57	\$80,230	3.27	\$22.64	\$33.69	\$40.73	\$45.97	\$49.53	\$47,093	\$70,078	\$84,720	\$95,619	\$103,024
11-9021	Construction managers	110	21.86	\$33.66	\$70,021	3.56	\$22.66	\$26.65	\$31.63	\$40.88	\$47.80	\$47,124	\$55,437	\$65,784	\$85,022	\$99,414
11-9032	Education administrators, elementary and secondary school	110	6.89	#	\$76,009	3.05	#	#	#	#	#	\$61,972	\$68,156	\$77,143	\$86,517	\$93,404
11-9041	Engineering managers	20	14.11	\$48.24	\$100,343	9.59	\$31.58	\$35.70	\$44.25	\$52.78	#	\$65,693	\$74,266	\$92,034	\$109,792	#
11-9051	Food service managers	40	14.59	\$21.77	\$45,286	3.84	\$14.99	\$16.00	\$17.69	\$28.03	\$35.04	\$31,182	\$33,278	\$36,800	\$58,301	\$72,873
11-9081	Lodging managers	20	24.9	\$16.47	\$34,264	9.51	\$10.41	\$11.57	\$13.91	\$17.49	\$25.87	\$21,663	\$24,063	\$28,923	\$36,380	\$53,815
11-9111	Medical and health services managers	100	19.73	\$43.65	\$90,794	6.9	\$23.02	\$30.78	\$40.96	\$51.37	#	\$47,889	\$64,016	\$85,190	\$106,846	#
11-9131	Postmasters and mail superintendents	10	0.08	\$28.45	\$59,173	#	\$19.78	\$23.19	\$27.75	\$34.09	\$42.93	\$41,132	\$48,230	\$57,720	\$70,915	\$89,284
11-9141	Property, real estate, and community association managers	50	24.46	\$19.77	\$41,126	8.35	\$10.48	\$12.00	\$14.92	\$25.13	\$36.41	\$21,794	\$24,959	\$31,037	\$52,277	\$75,723
11-9151	Social and community service managers	60	16.21	\$28.53	\$59,339	6.48	\$10.48	\$12.25	\$33.07	\$40.66	\$44.58	\$21,806	\$25,489	\$68,783	\$84,578	\$92,736
11-9199	Managers, all other	200	41.79	\$39.17	\$81,466	4.67	\$23.81	\$26.58	\$35.14	\$49.66	\$60.07	\$49,518	\$55,280	\$73,087	\$103,293	\$124,939
13-0000	Business and Financial Operations Occupations	2,040	8.68	\$27.37	\$56,924	3.02	\$13.60	\$17.82	\$25.24	\$34.17	\$44.32	\$28,293	\$37,074	\$52,506	\$71,081	\$92,192
13-1023	Purchasing agents, except wholesale, retail, and farm products	80	9.81	\$22.51	\$46,822	4.67	\$13.74	\$15.96	\$20.28	\$27.78	\$34.64	\$28,588	\$33,195	\$42,185	\$57,783	\$72,044
13-1031	Claims adjusters, examiners, and investigators	40	33.02	\$26.14	\$54,372	13.16	\$13.16	\$14.35	\$28.24	\$36.75	\$41.44	\$27,365	\$29,852	\$58,737	\$76,449	\$86,197
13-1041	Compliance officers, except agriculture, construction, health and safety, and transportation	90	13.38	\$20.80	\$43,268	5.25	\$12.04	\$13.77	\$19.61	\$27.18	\$31.30	\$25,050	\$28,634	\$40,792	\$56,544	\$65,107
13-1051	Cost estimators	210	27.45	\$29.07	\$60,465	9.49	\$15.97	\$21.40	\$27.27	\$39.17	\$43.81	\$33,225	\$44,502	\$56,717	\$81,479	\$91,122
13-1071	Employment, recruitment, and placement specialists	90	35.46	\$21.63	\$44,986	9.28	\$11.01	\$13.66	\$24.75	\$28.91	\$32.07	\$22,891	\$28,421	\$51,489	\$60,123	\$66,697
13-1072	Compensation, benefits, and job analysis specialists	40	19.44	\$23.41	\$48,696	3.38	\$13.66	\$17.59	\$21.66	\$30.51	\$36.16	\$28,407	\$36,580	\$45,047	\$63,452	\$75,217

Data unavailable

Occupational Code	Occupational Title	Employment Estimate	Employment Percentage Relative Standard Error	Average Hourly Wage	Average Annual Wage	Wage Percentage Relative Standard Error	10th Percentile (Hourly)	25th Percentile (Hourly)	50th Percentile (Hourly)	75th Percentile (Hourly)	90th Percentile (Hourly)	10th Percentile (Annual)	25th Percentile (Annual)	50th Percentile (Annual)	75th Percentile (Annual)	90th Percentile (Annual)
13-1073	Training and development specialists	50	14.98	\$22.53	\$46,863	5.34	\$13.50	\$16.28	\$21.44	\$28.72	\$34.05	\$28,084	\$33,870	\$44,594	\$59,748	\$70,820
13-1079	Human resources, training, and labor relations specialists, all other	50	12.61	\$23.62	\$49,127	2.81	\$16.61	\$19.29	\$23.13	\$27.54	\$32.82	\$34,550	\$40,114	\$48,109	\$57,292	\$68,265
13-1081	Logisticians	#	#	\$33.72	\$70,140	4.44	\$21.35	\$28.67	\$35.17	\$39.53	\$45.45	\$44,401	\$59,626	\$73,144	\$82,233	\$94,541
13-1111	Management analysts	40	34.71	\$32.88	\$68,380	3.15	\$21.93	\$26.12	\$31.63	\$40.44	\$47.04	\$45,611	\$54,325	\$65,784	\$84,121	\$97,833
13-1121	Meeting and convention planners	10	13.53	\$22.28	\$46,346	7.56	\$14.82	\$17.65	\$21.35	\$24.18	\$35.27	\$30,834	\$36,716	\$44,400	\$50,297	\$73,351
13-1199	Business operations specialists, all other	500	15.15	\$29.33	\$61,005	7.35	\$13.94	\$20.69	\$27.64	\$37.57	\$49.61	\$28,994	\$43,030	\$57,488	\$78,155	\$103,196
13-2011	Accountants and auditors	410	10.14	\$24.52	\$51,007	4.28	\$13.70	\$16.57	\$19.97	\$30.39	\$41.37	\$28,498	\$34,459	\$41,545	\$63,217	\$86,041
13-2021	Appraisers and assessors of real estate	#	#	\$25.42	\$52,881	7.07	\$20.67	\$21.83	\$23.78	\$27.17	\$31.48	\$42,994	\$45,417	\$49,455	\$56,506	\$65,474
13-2041	Credit analysts	10	21.67	\$18.31	\$38,091	5.3	\$14.06	\$16.09	\$18.08	\$19.62	\$22.79	\$29,241	\$33,461	\$37,605	\$40,815	\$47,405
13-2051	Financial analysts	40	43.73	\$32.20	\$66,974	6.51	\$20.25	\$26.47	\$34.04	\$37.91	\$41.48	\$42,122	\$55,067	\$70,810	\$78,843	\$86,284
13-2052	Personal financial advisors	50	32.12	\$48.86	\$101,626	29.4	\$18.40	\$20.79	\$28.47	#	#	\$38,276	\$43,251	\$59,219	#	#
13-2053	Insurance underwriters	#	#	\$32.04	\$66,633	11.06	\$16.50	\$20.20	\$25.54	\$35.65	\$49.25	\$34,314	\$42,006	\$53,127	\$74,148	\$102,439
13-2072	Loan officers	160	17.86	\$30.93	\$64,325	6.24	\$15.66	\$18.72	\$27.16	\$37.34	\$49.86	\$32,565	\$38,938	\$56,483	\$77,673	\$103,719
13-2099	Financial specialists, all other	20	12.39	\$22.42	\$46,641	7.62	\$13.15	\$14.47	\$18.04	\$29.45	\$42.30	\$27,350	\$30,099	\$37,527	\$61,253	\$87,985
15-0000	Computer and Mathematical Occupations	470	19.2	\$33.18	\$69,009	5.82	\$16.28	\$21.35	\$29.51	\$40.07	\$53.14	\$33,854	\$44,418	\$61,389	\$83,347	\$110,526
15-1021	Computer programmers	20	24.06	#	#	#	#	#	#	#	#	#	#	#	#	#
15-1031	Computer software engineers, applications	70	38.85	\$46.88	\$97,520	4.65	\$28.09	\$34.25	\$40.27	\$54.13	#	\$58,419	\$71,249	\$83,768	\$112,599	#
15-1032	Computer software engineers, systems software	30	46.71	\$26.86	\$55,867	8.12	\$20.38	\$21.94	\$24.60	\$30.93	\$36.95	\$42,400	\$45,644	\$51,169	\$64,342	\$76,849
15-1041	Computer support specialists	100	16.83	\$19.88	\$41,360	3.07	\$11.26	\$16.35	\$20.14	\$23.53	\$27.82	\$23,429	\$34,003	\$41,889	\$48,945	\$57,857
15-1051	Computer systems analysts	40	41.4	\$30.49	\$63,423	20.05	\$13.83	\$15.48	\$34.08	\$39.04	\$45.71	\$28,756	\$32,205	\$70,881	\$81,194	\$95,085
15-1071	Network and computer systems administrators	50	18.65	\$29.14	\$60,604	4.42	\$18.58	\$21.89	\$27.39	\$35.87	\$44.69	\$38,646	\$45,524	\$56,963	\$74,616	\$92,957
15-1081	Network systems and data communications analysts	#	#	\$34.21	\$71,148	5.4	\$15.59	\$23.65	\$36.74	\$45.82	\$49.41	\$32,429	\$49,196	\$76,418	\$95,313	\$102,775
15-1099	Computer specialists, all other	50	4.99	\$27.37	\$56,934	1.72	\$17.83	\$21.47	\$27.31	\$33.00	\$37.89	\$37,089	\$44,663	\$56,807	\$68,632	\$78,811
17-0000	Architecture and Engineering Occupations	900	10.21	\$31.99	\$66,540	5.5	\$15.44	\$20.29	\$26.96	\$37.51	\$64.39	\$32,106	\$42,201	\$56,082	\$78,016	\$133,925
17-1021	Cartographers and photogrammetrists	20	24.19	\$28.39	\$59,044	3.36	\$25.09	\$26.34	\$28.38	\$30.41	\$33.36	\$52,190	\$54,796	\$59,024	\$63,253	\$69,399
17-1022	Surveyors	60	41.57	\$24.45	\$50,849	6.76	\$14.14	\$18.39	\$25.26	\$29.08	\$34.24	\$29,403	\$38,253	\$52,549	\$60,484	\$71,215
17-2051	Civil engineers	110	14.27	\$33.14	\$68,931	3.55	\$22.06	\$26.87	\$33.47	\$39.48	\$46.08	\$45,894	\$55,891	\$69,622	\$82,113	\$95,850
17-2071	Electrical engineers	#	#	\$44.76	\$93,107	8.26	\$26.57	\$28.74	\$33.10	\$69.98	#	\$55,268	\$59,778	\$68,843	\$145,551	#
17-2072	Electronics engineers, except computer	#	#	\$42.17	\$87,708	6.22	\$27.62	\$32.46	\$41.28	\$49.54	\$61.42	\$57,453	\$67,516	\$85,870	\$103,036	\$127,757
17-2081	Environmental engineers	60	39.56	\$29.58	\$61,516	10.1	\$17.47	\$22.18	\$29.61	\$37.01	\$43.02	\$36,346	\$46,129	\$61,588	\$76,986	\$89,478

Data unavailable

Occupational Code	Occupational Title	Employment Estimate	Employment Percentage Relative Standard Error	Average Hourly Wage	Average Annual Wage	Wage Percentage Relative Standard Error	10th Percentile (Hourly)	25th Percentile (Hourly)	50th Percentile (Hourly)	75th Percentile (Hourly)	90th Percentile (Hourly)	10th Percentile (Annual)	25th Percentile (Annual)	50th Percentile (Annual)	75th Percentile (Annual)	90th Percentile (Annual)
17-2111	Health and safety engineers, except mining safety engineers and inspectors	#	#	\$59.36	\$123,473	6.23	\$32.52	\$61.18	\$65.82	#	#	\$67,649	\$127,255	\$136,907	#	#
17-2112	Industrial engineers	30	13.74	\$34.72	\$72,226	3.84	\$24.88	\$31.24	\$35.41	\$39.78	\$45.36	\$51,750	\$64,977	\$73,643	\$82,740	\$94,339
17-2141	Mechanical engineers	90	18.86	\$38.32	\$79,712	14.28	\$15.23	\$21.54	\$26.77	\$42.89	#	\$31,674	\$44,800	\$55,673	\$89,206	#
17-2171	Petroleum engineers	40	0.05	\$33.37	\$69,408	2.82	\$24.31	\$26.17	\$29.32	\$36.56	\$48.84	\$50,559	\$54,429	\$60,982	\$76,048	\$101,594
17-2199	Engineers, all other	10	24.67	\$44.38	\$92,305	5.64	\$31.45	\$37.89	\$45.57	\$54.25	\$60.32	\$65,425	\$78,816	\$94,778	\$112,833	\$125,473
17-3011	Architectural and civil drafters	#	#	\$20.80	\$43,272	8.08	\$16.11	\$17.26	\$19.77	\$22.83	\$24.92	\$33,505	\$35,907	\$41,119	\$47,482	\$51,824
17-3012	Electrical and electronics drafters	#	#	\$20.09	\$41,789	8.38	\$16.47	\$17.18	\$18.37	\$19.66	\$25.83	\$34,262	\$35,740	\$38,202	\$40,890	\$53,736
17-3013	Mechanical drafters	30	37.46	\$17.24	\$35,850	4.23	\$13.26	\$14.58	\$15.92	\$18.11	\$25.30	\$27,575	\$30,318	\$33,119	\$37,677	\$52,614
17-3022	Civil engineering technicians	#	#	\$17.50	\$36,399	19.1	\$12.24	\$13.03	\$14.33	\$22.41	\$27.29	\$25,468	\$27,094	\$29,804	\$46,621	\$56,769
17-3023	Electrical and electronic engineering technicians	40	30.1	\$23.66	\$49,215	7.18	\$15.50	\$20.56	\$24.20	\$27.92	\$31.78	\$32,243	\$42,755	\$50,326	\$58,081	\$66,112
17-3026	Industrial engineering technicians	20	27.79	\$19.47	\$40,493	5.19	\$12.36	\$16.26	\$20.08	\$22.76	\$24.95	\$25,705	\$33,820	\$41,758	\$47,335	\$51,903
17-3029	Engineering technicians, except drafters, all other	30	0.06	\$24.23	\$50,388	2.43	\$16.19	\$20.98	\$25.08	\$28.54	\$30.62	\$33,685	\$43,646	\$52,160	\$59,361	\$63,682
17-3031	Surveying and mapping technicians	50	38.35	\$17.01	\$35,380	4.11	\$9.09	\$12.32	\$17.09	\$21.84	\$24.19	\$18,911	\$25,631	\$35,556	\$45,435	\$50,320
19-0000	Life, Physical, and Social Science Occupations	650	11.35	\$26.27	\$54,650	4.06	\$13.90	\$20.43	\$25.62	\$30.66	\$38.25	\$28,909	\$42,491	\$53,295	\$63,777	\$79,567
19-1031	Conservation scientists	200	41.72	\$22.49	\$46,776	4.14	\$13.69	\$20.02	\$22.99	\$26.49	\$30.27	\$28,474	\$41,634	\$47,829	\$55,091	\$62,959
19-2031	Chemists	20	30.2	\$29.76	\$61,891	4.16	\$21.04	\$24.24	\$27.95	\$31.12	\$45.50	\$43,768	\$50,423	\$58,146	\$64,724	\$94,643
19-2041	Environmental scientists and specialists, including health	20	10.02	\$35.07	\$72,951	2.83	\$27.72	\$31.67	\$35.28	\$38.88	\$44.41	\$57,651	\$65,881	\$73,377	\$80,873	\$92,377
19-3021	Market research analysts	#	#	\$27.20	\$56,568	7.86	\$14.55	\$17.02	\$26.86	\$34.51	\$44.42	\$30,265	\$35,400	\$55,877	\$71,783	\$92,384
19-3031	Clinical, counseling, and school psychologists	40	38.52	\$41.58	\$86,496	15.98	\$23.07	\$26.55	\$34.65	\$59.46	#	\$47,995	\$55,224	\$72,070	\$123,669	#
19-3051	Urban and regional planners	40	1.34	\$29.41	\$61,181	2.76	\$20.88	\$24.77	\$29.41	\$34.74	\$38.67	\$43,428	\$51,530	\$61,180	\$72,249	\$80,428
19-4031	Chemical technicians	40	44.56	\$22.10	\$45,961	4.05	\$11.34	\$20.14	\$23.17	\$26.79	\$29.35	\$23,594	\$41,898	\$48,185	\$55,724	\$61,046
19-4091	Environmental science and protection technicians, including health	#	#	\$26.11	\$54,302	14.55	\$16.31	\$17.91	\$26.97	\$31.40	\$38.26	\$33,934	\$37,255	\$56,090	\$65,315	\$79,581
19-4099	Life, physical, and social science technicians, all other	30	30.15	\$20.21	\$42,043	20.28	\$8.31	\$11.10	\$18.89	\$28.83	\$34.57	\$17,294	\$23,086	\$39,302	\$59,962	\$71,909
21-0000	Community and Social Services Occupations	1,030	7.49	\$17.90	\$37,240	5.92	\$8.78	\$10.97	\$16.66	\$23.09	\$30.27	\$18,259	\$22,816	\$34,657	\$48,031	\$62,957
21-1012	Educational, vocational, and school counselors	120	0.02	\$18.40	\$38,271	2.18	\$8.56	\$9.68	\$15.38	\$27.05	\$32.66	\$17,800	\$20,135	\$31,993	\$56,256	\$67,928
21-1013	Marriage and family therapists	20	32.69	\$19.18	\$39,899	6.26	\$13.28	\$15.47	\$20.01	\$21.94	\$23.31	\$27,620	\$32,181	\$41,627	\$45,637	\$48,476
21-1014	Mental health counselors	80	11.18	\$15.18	\$31,573	5.44	\$9.26	\$12.63	\$15.58	\$17.85	\$20.29	\$19,257	\$26,275	\$32,403	\$37,120	\$42,196
21-1015	Rehabilitation counselors	90	12.89	\$17.62	\$36,656	24.96	\$9.02	\$10.35	\$12.16	\$25.63	\$33.75	\$18,766	\$21,526	\$25,289	\$53,315	\$70,193
21-1021	Child, family, and school social workers	120	21.96	\$17.23	\$35,840	10.53	\$9.74	\$11.29	\$15.81	\$20.73	\$26.30	\$20,266	\$23,489	\$32,884	\$43,121	\$54,703

Data unavailable

Occupational Code	Occupational Title	Employment Estimate	Employment Percentage Relative Standard Error	Average Hourly Wage	Average Annual Wage	Wage Percentage Relative Standard Error	10th Percentile (Hourly)	25th Percentile (Hourly)	50th Percentile (Hourly)	75th Percentile (Hourly)	90th Percentile (Hourly)	10th Percentile (Annual)	25th Percentile (Annual)	50th Percentile (Annual)	75th Percentile (Annual)	90th Percentile (Annual)
21-1029	Social workers, all other	160	3.25	\$23.92	\$49,754	2.75	\$18.32	\$20.01	\$22.86	\$28.13	\$33.37	\$38,099	\$41,629	\$47,551	\$58,502	\$69,413
21-1093	Social and human service assistants	210	16.93	\$10.61	\$22,061	6.08	\$7.68	\$8.42	\$9.65	\$12.18	\$15.12	\$15,973	\$17,505	\$20,082	\$25,333	\$31,453
21-1099	Community and social service specialists, all other	40	37.28	\$14.78	\$30,737	5.65	\$10.42	\$11.51	\$13.62	\$16.55	\$21.43	\$21,675	\$23,932	\$28,331	\$34,434	\$44,575
21-2011	Clergy	20	27.97	\$20.76	\$43,176	3.38	\$11.05	\$17.02	\$21.87	\$26.03	\$28.54	\$22,977	\$35,400	\$45,495	\$54,140	\$59,367
23-0000	Legal Occupations	290	16.7	\$33.94	\$70,604	11.6	\$15.75	\$19.62	\$27.75	\$40.81	\$58.88	\$32,752	\$40,810	\$57,719	\$84,876	\$122,463
23-1011	Lawyers	160	18	\$42.36	\$88,099	14.65	\$24.98	\$27.65	\$33.77	\$47.53	#	\$51,954	\$57,505	\$70,239	\$98,869	#
23-2011	Paralegals and legal assistants	80	37.25	\$19.49	\$40,534	7.95	\$15.38	\$16.41	\$18.04	\$21.28	\$24.21	\$31,997	\$34,131	\$37,529	\$44,253	\$50,361
23-2093	Title examiners, abstractors, and searchers	#	#	\$22.28	\$46,346	14.55	\$12.93	\$14.63	\$20.52	\$28.37	\$37.35	\$26,902	\$30,433	\$42,674	\$59,017	\$77,686
25-0000	Education, Training, and Library Occupations	2,700	3.3	\$19.01	\$39,532	2.88	\$9.81	\$12.52	\$18.39	\$25.07	\$29.26	\$20,401	\$26,047	\$38,245	\$52,153	\$60,871
25-2011	Preschool teachers, except special education	140	33.94	\$10.78	\$22,428	8.54	\$7.12	\$7.55	\$9.56	\$12.06	\$15.94	\$14,811	\$15,711	\$19,893	\$25,091	\$33,160
25-2021	Elementary school teachers, except special education	570	1.31	#	\$47,816	2.86	#	#	#	#	#	\$33,629	\$37,988	\$47,506	\$56,624	\$62,923
25-2022	Middle school teachers, except special and vocational education	360	6.26	#	\$47,145	5.98	#	#	#	#	#	\$31,466	\$35,876	\$47,700	\$57,168	\$64,787
25-2031	Secondary school teachers, except special and vocational education	390	1.93	#	\$46,974	4.3	#	#	#	#	#	\$33,259	\$38,806	\$46,833	\$55,629	\$61,313
25-2041	Special education teachers, preschool, kindergarten, and elementary school	90	3.56	#	\$49,788	2.81	#	#	#	#	#	\$37,188	\$42,118	\$48,828	\$57,387	\$64,931
25-3021	Self-enrichment education teachers	#	#	\$12.10	\$25,175	11.21	\$7.12	\$8.62	\$11.99	\$14.21	\$19.82	\$14,805	\$17,933	\$24,933	\$29,551	\$41,219
25-3099	Teachers and instructors, all other	100	11.61	\$20.13	\$41,878	8.86	\$11.53	\$13.36	\$19.69	\$26.30	\$31.59	\$23,976	\$27,798	\$40,962	\$54,706	\$65,707
25-4021	Librarians	40	5.19	\$25.68	\$53,404	4.15	\$15.98	\$20.17	\$26.59	\$31.62	\$35.21	\$33,233	\$41,944	\$55,300	\$65,776	\$73,230
25-9031	Instructional coordinators	#	#	\$30.64	\$63,724	6.61	\$18.54	\$30.05	\$32.74	\$35.42	\$37.03	\$38,563	\$62,502	\$68,090	\$73,677	\$77,029
25-9041	Teacher assistants	610	2.74	#	\$23,195	3.06	#	#	#	#	#	\$18,156	\$20,402	\$23,000	\$26,427	\$29,142
27-0000	Arts, Design, Entertainment, Sports, and Media Occupations	750	12.19	\$16.02	\$33,329	5.55	\$7.71	\$9.49	\$13.54	\$19.99	\$27.46	\$16,028	\$19,739	\$28,160	\$41,575	\$57,116
27-1012	Craft artists	#	#	\$10.90	\$22,677	6.68	\$7.63	\$9.54	\$10.49	\$11.45	\$14.84	\$15,878	\$19,843	\$21,817	\$23,813	\$30,867
27-1021	Commercial and industrial designers	10	48.11	\$22.05	\$45,871	8.71	\$13.10	\$18.21	\$22.30	\$24.65	\$31.66	\$27,246	\$37,882	\$46,389	\$51,279	\$65,853
27-1023	Floral designers	40	23.89	\$10.47	\$21,772	3.47	\$8.52	\$9.62	\$10.45	\$11.27	\$12.21	\$17,718	\$20,015	\$21,744	\$23,449	\$25,400
27-1024	Graphic designers	40	22.39	\$16.03	\$33,335	6.35	\$11.08	\$12.41	\$14.36	\$18.92	\$23.26	\$23,049	\$25,806	\$29,875	\$39,353	\$48,376
27-1025	Interior designers	40	44.06	\$15.41	\$32,062	18.77	\$8.20	\$9.03	\$16.32	\$21.08	\$23.04	\$17,051	\$18,779	\$33,952	\$43,838	\$47,931
27-1026	Merchandise displayers and window trimmers	40	8.03	\$8.79	\$18,285	6.18	\$7.02	\$7.27	\$7.88	\$9.64	\$12.40	\$14,602	\$15,131	\$16,384	\$20,055	\$25,786
27-2022	Coaches and scouts	90	33.3	#	\$30,049	5.14	#	#	#	#	#	\$20,124	\$25,689	\$28,872	\$32,333	\$44,001
27-3022	Reporters and correspondents	30	7.66	\$22.57	\$46,937	13.11	\$14.42	\$15.91	\$17.91	\$25.67	\$41.68	\$29,992	\$33,095	\$37,258	\$53,394	\$86,694
27-3031	Public relations specialists	90	20.75	\$19.17	\$39,873	6.44	\$9.70	\$12.30	\$17.62	\$25.67	\$30.74	\$20,178	\$25,579	\$36,647	\$53,396	\$63,934

Data unavailable

Occupational Code	Occupational Title	Employment Estimate	Employment Percentage Relative Standard Error	Average Hourly Wage	Average Annual Wage	Wage Percentage Relative Standard Error	10th Percentile (Hourly)	25th Percentile (Hourly)	50th Percentile (Hourly)	75th Percentile (Hourly)	90th Percentile (Hourly)	10th Percentile (Annual)	25th Percentile (Annual)	50th Percentile (Annual)	75th Percentile (Annual)	90th Percentile (Annual)
27-3041	Editors	#	#	\$27.33	\$56,856	5.38	\$20.22	\$22.67	\$25.65	\$29.29	\$40.44	\$42,051	\$47,150	\$53,347	\$60,928	\$84,107
27-3043	Writers and authors	#	#	\$21.81	\$45,373	13.81	\$8.86	\$16.68	\$19.89	\$28.66	\$31.29	\$18,435	\$34,700	\$41,375	\$59,608	\$65,084
27-3091	Interpreters and translators	10	8.42	\$14.41	\$29,967	5.98	\$10.36	\$12.08	\$13.59	\$15.89	\$18.09	\$21,558	\$25,123	\$28,257	\$33,042	\$37,635
27-4011	Audio and video equipment technicians	20	45.34	\$17.53	\$36,462	5.95	\$11.24	\$13.23	\$19.39	\$22.04	\$23.63	\$23,387	\$27,521	\$40,325	\$45,849	\$49,149
27-4012	Broadcast technicians	#	#	\$11.15	\$23,202	9.43	\$7.59	\$8.00	\$8.71	\$11.09	\$16.28	\$15,779	\$16,649	\$18,111	\$23,072	\$33,865
27-4021	Photographers	40	16.3	\$10.95	\$22,776	8.24	\$7.17	\$7.81	\$9.19	\$14.34	\$16.12	\$14,916	\$16,246	\$19,114	\$29,822	\$33,519
29-0000	Healthcare Practitioners and Technical Occupations	3,370	26.61	\$31.24	\$64,984	4.71	\$13.95	\$19.37	\$26.75	\$33.74	\$51.25	\$29,021	\$40,285	\$55,633	\$70,183	\$106,603
29-1011	Chiropractors	20	29.22	#	#	#	#	#	#	#	#	#	#	#	#	#
29-1021	Dentists, general	#	#	\$87.16	\$181,293	25.89	\$54.34	\$61.03	#	#	#	\$113,025	\$126,941	#	#	#
29-1031	Dietitians and nutritionists	30	27.29	\$26.86	\$55,868	6.65	\$18.46	\$21.43	\$26.41	\$34.13	\$38.02	\$38,401	\$44,584	\$54,934	\$70,995	\$79,082
29-1051	Pharmacists	90	19.84	\$50.31	\$104,648	1.53	\$42.29	\$46.00	\$50.89	\$56.46	\$60.22	\$87,957	\$95,689	\$105,851	\$117,443	\$125,255
29-1062	Family and general practitioners	#	#	\$93.91	\$195,328	13.24	\$54.07	#	#	#	#	\$112,465	#	#	#	#
29-1067	Surgeons	#	#	\$86.00	\$178,888	23.22	\$40.75	\$46.35	#	#	#	\$84,758	\$96,410	#	#	#
29-1069	Physicians and surgeons, all other	170	18.59	\$87.02	\$181,009	13.44	\$25.95	#	#	#	#	\$53,986	#	#	#	#
29-1071	Physician assistants	#	#	\$38.90	\$80,922	7.74	\$23.75	\$38.39	\$41.24	\$44.09	\$45.80	\$49,406	\$79,847	\$85,775	\$91,704	\$95,260
29-1111	Registered nurses	1,230	39.95	\$29.13	\$60,588	1.92	\$21.89	\$25.35	\$29.23	\$33.47	\$36.57	\$45,531	\$52,721	\$60,802	\$69,616	\$76,073
29-1121	Audiologists	#	#	\$14.17	\$29,482	25.23	\$9.82	\$10.31	\$11.11	\$11.92	\$26.92	\$20,431	\$21,436	\$23,113	\$24,789	\$56,002
29-1122	Occupational therapists	70	28.73	\$23.66	\$49,217	7.5	\$11.09	\$21.08	\$25.61	\$28.14	\$30.27	\$23,057	\$43,837	\$53,271	\$58,539	\$62,963
29-1123	Physical therapists	110	30.2	\$31.30	\$65,111	4.56	\$22.06	\$26.57	\$29.76	\$33.50	\$48.61	\$45,883	\$55,259	\$61,895	\$69,674	\$101,106
29-1126	Respiratory therapists	#	#	\$23.30	\$48,466	3.12	\$19.23	\$20.87	\$23.29	\$25.90	\$28.21	\$39,998	\$43,403	\$48,438	\$53,869	\$58,672
29-1127	Speech-language pathologists	60	16.49	\$26.89	\$55,938	2.35	\$19.16	\$23.97	\$27.19	\$30.80	\$34.82	\$39,859	\$49,866	\$56,565	\$64,060	\$72,431
29-1131	Veterinarians	#	#	\$25.77	\$53,607	9.38	\$13.51	\$16.71	\$25.03	\$34.65	\$38.90	\$28,094	\$34,755	\$52,067	\$72,064	\$80,917
29-2011	Medical and clinical laboratory technologists	#	#	\$27.88	\$57,992	4.23	\$21.25	\$24.57	\$27.23	\$30.62	\$35.78	\$44,202	\$51,114	\$56,637	\$63,696	\$74,418
29-2012	Medical and clinical laboratory technicians	70	37.17	\$17.35	\$36,085	7.18	\$12.43	\$13.97	\$16.42	\$21.54	\$23.85	\$25,854	\$29,048	\$34,162	\$44,807	\$49,613
29-2021	Dental hygienists	120	25.76	\$29.99	\$62,385	4.72	\$23.12	\$27.54	\$30.97	\$34.54	\$37.61	\$48,090	\$57,275	\$64,426	\$71,849	\$78,227
29-2032	Diagnostic medical sonographers	20	44.68	\$33.12	\$68,897	6.29	\$25.65	\$27.54	\$31.11	\$39.65	\$43.62	\$53,351	\$57,282	\$64,711	\$82,478	\$90,730
29-2041	Emergency medical technicians and paramedics	60	17.52	\$14.82	\$30,827	5.45	\$7.52	\$11.59	\$14.30	\$18.51	\$21.71	\$15,649	\$24,098	\$29,751	\$38,510	\$45,165
29-2052	Pharmacy technicians	130	34.45	\$14.29	\$29,713	3.89	\$11.63	\$12.86	\$14.11	\$15.34	\$17.49	\$24,199	\$26,755	\$29,349	\$31,904	\$36,382
29-2055	Surgical technologists	60	48.62	\$17.89	\$37,215	4.45	\$13.63	\$14.98	\$16.80	\$20.23	\$24.83	\$28,353	\$31,167	\$34,951	\$42,083	\$51,645
29-2056	Veterinary technologists and technicians	80	22.89	\$11.47	\$23,854	7.98	\$8.21	\$8.98	\$11.06	\$13.85	\$15.59	\$17,068	\$18,684	\$23,012	\$28,804	\$32,438
29-2061	Licensed practical and licensed vocational nurses	230	23.59	\$20.04	\$41,684	3.52	\$15.18	\$16.85	\$19.38	\$22.49	\$25.03	\$31,584	\$35,050	\$40,317	\$46,777	\$52,065

Data unavailable

Occupational Code	Occupational Title	Employment Estimate	Employment Percentage Relative Standard Error	Average Hourly Wage	Average Annual Wage	Wage Percentage Relative Standard Error	10th Percentile (Hourly)	25th Percentile (Hourly)	50th Percentile (Hourly)	75th Percentile (Hourly)	90th Percentile (Hourly)	10th Percentile (Annual)	25th Percentile (Annual)	50th Percentile (Annual)	75th Percentile (Annual)	90th Percentile (Annual)
29-2071	Medical records and health information technicians	100	22.07	\$15.45	\$32,131	8.96	\$8.70	\$10.21	\$14.47	\$20.04	\$24.25	\$18,099	\$21,241	\$30,092	\$41,684	\$50,430
29-2081	Opticians, dispensing	#	#	\$15.78	\$32,830	3.59	\$12.08	\$13.03	\$14.58	\$18.71	\$21.63	\$25,123	\$27,110	\$30,327	\$38,915	\$44,998
29-2099	Health technologists and technicians, all other	#	#	\$18.42	\$38,307	6.14	\$12.48	\$14.06	\$16.11	\$23.64	\$28.11	\$25,949	\$29,243	\$33,502	\$49,174	\$58,460
29-9011	Occupational health and safety specialists	20	3.38	\$28.12	\$58,494	2.03	\$15.46	\$24.04	\$28.41	\$34.44	\$38.50	\$32,163	\$49,995	\$59,093	\$71,633	\$80,079
31-0000	Healthcare Support Occupations	1,410	14.91	\$12.48	\$25,954	2.28	\$8.89	\$10.34	\$12.03	\$14.09	\$17.17	\$18,488	\$21,500	\$25,028	\$29,310	\$35,716
31-1011	Home health aides	#	#	\$10.00	\$20,800	4.04	\$7.68	\$8.49	\$9.86	\$11.60	\$12.64	\$15,981	\$17,657	\$20,517	\$24,120	\$26,294
31-1012	Nursing aides, orderlies, and attendants	600	22.93	\$11.94	\$24,831	2.69	\$9.46	\$10.38	\$11.63	\$13.10	\$14.45	\$19,686	\$21,594	\$24,187	\$27,242	\$30,056
31-2011	Occupational therapist assistants	10	45.25	\$21.30	\$44,299	4.96	\$17.27	\$20.16	\$21.84	\$23.62	\$24.85	\$35,916	\$41,933	\$45,433	\$49,139	\$51,678
31-2021	Physical therapist assistants	20	21.71	\$16.34	\$33,984	16.01	\$9.98	\$11.11	\$16.83	\$21.71	\$23.82	\$20,758	\$23,111	\$35,002	\$45,156	\$49,546
31-2022	Physical therapist aides	10	19.45	\$11.77	\$24,474	5.65	\$10.08	\$10.61	\$11.49	\$12.89	\$14.74	\$20,956	\$22,059	\$23,896	\$26,807	\$30,652
31-9091	Dental assistants	130	19.81	\$14.34	\$29,834	5.07	\$10.76	\$12.51	\$14.14	\$16.12	\$18.74	\$22,373	\$26,024	\$29,419	\$33,537	\$38,984
31-9092	Medical assistants	110	30.91	\$13.78	\$28,656	2.91	\$10.31	\$12.21	\$13.74	\$15.12	\$17.08	\$21,451	\$25,397	\$28,584	\$31,445	\$35,521
31-9093	Medical equipment preparers	#	#	\$14.03	\$29,182	8.07	\$11.57	\$12.29	\$13.30	\$14.32	\$16.63	\$24,075	\$25,560	\$27,673	\$29,786	\$34,586
31-9094	Medical transcriptionists	80	39.02	\$14.47	\$30,088	12	\$7.21	\$10.67	\$15.22	\$18.42	\$20.76	\$14,996	\$22,191	\$31,656	\$38,305	\$43,185
31-9099	Healthcare support workers, all other	100	42.06	\$14.01	\$29,141	2.48	\$10.83	\$12.39	\$13.79	\$15.56	\$17.84	\$22,531	\$25,765	\$28,678	\$32,372	\$37,110
33-0000	Protective Service Occupations	820	6.32	\$21.06	\$43,813	5.64	\$8.55	\$13.75	\$20.30	\$27.74	\$33.83	\$17,780	\$28,602	\$42,229	\$57,700	\$70,365
33-1012	First-line supervisors/managers of police and detectives	30	1.73	\$43.03	\$89,504	4.16	\$34.55	\$40.29	\$44.11	\$47.94	\$50.31	\$71,870	\$83,805	\$91,758	\$99,710	\$104,653
33-1021	First-line supervisors/managers of fire fighting and prevention workers	40	8.64	\$25.63	\$53,318	10	\$20.50	\$21.71	\$23.69	\$27.29	\$38.47	\$42,644	\$45,148	\$49,269	\$56,756	\$80,025
33-3051	Police and sheriff's patrol officers	210	2.6	\$28.00	\$58,247	4.29	\$20.89	\$25.90	\$28.45	\$30.99	\$35.43	\$43,445	\$53,869	\$59,168	\$64,468	\$73,705
33-9032	Security guards	90	32.53	\$10.21	\$21,230	8.16	\$7.06	\$7.42	\$9.03	\$12.23	\$15.68	\$14,682	\$15,428	\$18,793	\$25,432	\$32,605
33-9099	Protective service workers, all other	40	1.16	\$19.14	\$39,819	5.05	\$8.76	\$12.77	\$20.58	\$23.45	\$27.78	\$18,218	\$26,568	\$42,802	\$48,775	\$57,786
35-0000	Food Preparation and Serving-Related Occupations	5,780	3.97	\$9.23	\$19,202	1.57	\$6.98	\$7.18	\$7.96	\$10.28	\$13.39	\$14,524	\$14,938	\$16,555	\$21,381	\$27,848
35-1011	Chefs and head cooks	20	31.84	\$18.52	\$38,517	9.04	\$12.85	\$14.14	\$17.55	\$22.27	\$27.35	\$26,738	\$29,406	\$36,513	\$46,319	\$56,879
35-1012	First-line supervisors/managers of food preparation and serving workers	390	8.11	\$14.48	\$30,109	4.73	\$8.17	\$9.25	\$14.50	\$17.63	\$21.90	\$16,997	\$19,242	\$30,152	\$36,663	\$45,557
35-2011	Cooks, fast food	120	43.65	\$8.43	\$17,533	4.55	\$7.00	\$7.23	\$7.91	\$9.47	\$10.90	\$14,562	\$15,034	\$16,444	\$19,704	\$22,669
35-2012	Cooks, institution and cafeteria	170	11.9	\$10.98	\$22,831	3.37	\$8.13	\$9.10	\$10.71	\$12.55	\$14.21	\$16,920	\$18,923	\$22,270	\$26,113	\$29,562
35-2014	Cooks, restaurant	500	13.21	\$10.11	\$21,021	3.84	\$7.15	\$8.12	\$9.96	\$11.73	\$13.69	\$14,872	\$16,884	\$20,726	\$24,403	\$28,474
35-2021	Food preparation workers	440	22.02	\$9.37	\$19,485	2.58	\$7.60	\$8.15	\$9.03	\$10.47	\$11.89	\$15,805	\$16,950	\$18,791	\$21,785	\$24,735
35-3011	Bartenders	240	34.38	\$10.48	\$21,795	6.05	\$7.06	\$7.41	\$9.46	\$13.48	\$14.81	\$14,686	\$15,411	\$19,684	\$28,047	\$30,803

Data unavailable

Occupational Code	Occupational Title	Employment Estimate	Employment Percentage Relative Standard Error	Average Hourly Wage	Average Annual Wage	Wage Percentage Relative Standard Error	10th Percentile (Hourly)	25th Percentile (Hourly)	50th Percentile (Hourly)	75th Percentile (Hourly)	90th Percentile (Hourly)	10th Percentile (Annual)	25th Percentile (Annual)	50th Percentile (Annual)	75th Percentile (Annual)	90th Percentile (Annual)
35-3021	Combined food preparation and serving workers, including fast food	1,500	17.17	\$8.11	\$16,866	2.83	\$6.95	\$7.09	\$7.49	\$8.61	\$10.22	\$14,449	\$14,752	\$15,576	\$17,903	\$21,250
35-3022	Counter attendants, cafeteria, food concession, and coffee shop	120	11.84	\$8.44	\$17,555	9.11	\$6.94	\$7.07	\$7.46	\$9.10	\$11.93	\$14,435	\$14,714	\$15,521	\$18,929	\$24,813
35-3031	Waiters and waitresses	1,210	7.07	\$8.56	\$17,809	4.84	\$6.93	\$7.05	\$7.27	\$8.47	\$12.23	\$14,418	\$14,672	\$15,126	\$17,618	\$25,432
35-3041	Food servers, nonrestaurant	180	25.25	\$9.43	\$19,606	5.48	\$7.02	\$7.28	\$8.29	\$11.09	\$13.70	\$14,605	\$15,139	\$17,233	\$23,057	\$28,498
35-9011	Dining room and cafeteria attendants and bartender helpers	210	37.18	\$8.58	\$17,851	6.61	\$6.92	\$7.04	\$7.23	\$9.26	\$12.37	\$14,404	\$14,637	\$15,028	\$19,254	\$25,739
35-9021	Dishwashers	350	16.36	\$8.32	\$17,297	2.15	\$7.06	\$7.44	\$8.18	\$9.03	\$9.98	\$14,675	\$15,482	\$17,023	\$18,787	\$20,759
35-9031	Hosts and hostesses, restaurant, lounge, and coffee shop	270	16.9	\$8.17	\$16,993	3.21	\$6.97	\$7.15	\$7.83	\$8.94	\$10.02	\$14,499	\$14,875	\$16,284	\$18,596	\$20,842
37-0000	Building and Grounds Cleaning and Maintenance Occupations	1,770	5.9	\$11.51	\$23,950	3.45	\$7.45	\$8.44	\$10.18	\$13.04	\$18.35	\$15,494	\$17,556	\$21,172	\$27,126	\$38,170
37-1011	First-line supervisors/managers of housekeeping and janitorial workers	60	24.72	\$18.43	\$38,327	9.15	\$9.21	\$14.13	\$18.14	\$24.01	\$27.49	\$19,156	\$29,398	\$37,724	\$49,931	\$57,170
37-1012	First-line supervisors/managers of landscaping, lawn service, and groundskeeping workers	50	13.17	\$20.11	\$41,835	11.62	\$13.26	\$14.67	\$19.65	\$22.96	\$33.26	\$27,578	\$30,520	\$40,878	\$47,750	\$69,179
37-2011	Janitors and cleaners, except maids and housekeeping cleaners	740	10.41	\$10.75	\$22,366	2.91	\$7.30	\$8.43	\$10.42	\$12.48	\$14.27	\$15,180	\$17,543	\$21,680	\$25,967	\$29,692
37-2012	Maids and housekeeping cleaners	#	#	\$8.94	\$18,600	1.89	\$7.44	\$8.00	\$8.73	\$9.71	\$11.14	\$15,470	\$16,644	\$18,160	\$20,196	\$23,173
37-3011	Landscaping and groundskeeping workers	#	#	\$12.69	\$26,386	6.35	\$7.52	\$9.17	\$11.08	\$15.24	\$21.58	\$15,649	\$19,081	\$23,045	\$31,698	\$44,896
39-0000	Personal Care and Service Occupations	1,270	13.99	\$9.95	\$20,706	3.18	\$7.15	\$7.76	\$8.91	\$11.28	\$14.45	\$14,872	\$16,138	\$18,532	\$23,465	\$30,048
39-1021	First-line supervisors/managers of personal service workers	#	#	\$14.51	\$30,173	10.69	\$7.77	\$11.66	\$13.11	\$14.70	\$19.64	\$16,155	\$24,260	\$27,276	\$30,579	\$40,860
39-2021	Nonfarm animal caretakers	50	30.75	\$8.56	\$17,812	3.02	\$7.06	\$7.49	\$8.43	\$9.36	\$10.83	\$14,691	\$15,586	\$17,531	\$19,468	\$22,526
39-3091	Amusement and recreation attendants	100	27.76	\$8.30	\$17,270	8.41	\$6.94	\$7.07	\$7.51	\$8.70	\$10.78	\$14,429	\$14,699	\$15,612	\$18,092	\$22,431
39-5012	Hairdressers, hairstylists, and cosmetologists	180	35.82	\$11.10	\$23,085	6.6	\$7.17	\$9.96	\$10.98	\$12.01	\$15.18	\$14,908	\$20,720	\$22,847	\$24,979	\$31,584
39-6011	Baggage porters and bellhops	20	35.19	\$8.48	\$17,637	3.25	\$7.06	\$7.41	\$8.42	\$9.31	\$10.33	\$14,684	\$15,416	\$17,512	\$19,375	\$21,491
39-9011	Child care workers	360	34.04	\$8.81	\$18,332	7.09	\$7.10	\$7.52	\$8.40	\$9.70	\$11.57	\$14,761	\$15,650	\$17,464	\$20,166	\$24,056
39-9021	Personal and home care aides	160	20.69	\$8.87	\$18,444	3.25	\$7.42	\$7.93	\$8.63	\$9.41	\$10.77	\$15,423	\$16,502	\$17,940	\$19,579	\$22,391
39-9031	Fitness trainers and aerobics instructors	#	#	\$9.30	\$19,352	3.55	\$7.38	\$7.82	\$8.55	\$10.29	\$12.93	\$15,356	\$16,265	\$17,781	\$21,412	\$26,898
39-9032	Recreation workers	90	22.23	\$12.69	\$26,404	4.82	\$7.24	\$9.01	\$11.63	\$14.97	\$20.68	\$15,067	\$18,738	\$24,196	\$31,128	\$43,009
41-0000	Sales and Related Occupations	7,550	4.92	\$15.29	\$31,799	3.3	\$7.26	\$8.40	\$11.16	\$17.44	\$28.34	\$15,105	\$17,478	\$23,216	\$36,285	\$58,958
41-1011	First-line supervisors/managers of retail sales workers	510	8.73	\$17.80	\$37,029	4.79	\$10.82	\$12.72	\$15.14	\$19.14	\$26.30	\$22,513	\$26,451	\$31,483	\$39,803	\$54,711

Data unavailable

Occupational Code	Occupational Title	Employment Estimate	Employment Percentage Relative Standard Error	Average Hourly Wage	Average Annual Wage	Wage Percentage Relative Standard Error	10th Percentile (Hourly)	25th Percentile (Hourly)	50th Percentile (Hourly)	75th Percentile (Hourly)	90th Percentile (Hourly)	10th Percentile (Annual)	25th Percentile (Annual)	50th Percentile (Annual)	75th Percentile (Annual)	90th Percentile (Annual)
41-1012	First-line supervisors/managers of non-retail sales workers	90	30.54	\$37.09	\$77,138	8.29	\$22.43	\$26.67	\$32.50	\$43.21	\$49.14	\$46,645	\$55,467	\$67,594	\$89,874	\$102,208
41-2011	Cashiers	1,580	8.41	\$9.28	\$19,292	2.64	\$7.05	\$7.43	\$8.69	\$10.52	\$12.45	\$14,660	\$15,457	\$18,085	\$21,879	\$25,904
41-2021	Counter and rental clerks	340	18.61	\$10.49	\$21,817	3.35	\$7.34	\$8.20	\$9.70	\$12.10	\$14.57	\$15,263	\$17,051	\$20,173	\$25,174	\$30,299
41-2022	Parts salespersons	190	14.95	\$18.13	\$37,706	5.4	\$9.85	\$12.44	\$16.54	\$22.05	\$30.90	\$20,485	\$25,876	\$34,402	\$45,862	\$64,280
41-2031	Retail salespersons	2,900	7.5	\$12.60	\$26,198	3.48	\$7.16	\$7.79	\$10.10	\$13.74	\$22.01	\$14,888	\$16,211	\$21,010	\$28,578	\$45,784
41-3011	Advertising sales agents	70	23.89	\$25.23	\$52,478	17.8	\$8.14	\$11.90	\$18.75	\$31.34	\$59.03	\$16,931	\$24,750	\$38,990	\$65,183	\$122,789
41-3021	Insurance sales agents	160	17.09	\$24.19	\$50,315	16.17	\$10.28	\$12.64	\$18.73	\$30.61	\$46.58	\$21,385	\$26,299	\$38,967	\$63,670	\$96,882
41-3099	Sales representatives, services, all other	250	17.24	\$29.05	\$60,425	8.83	\$13.11	\$16.97	\$22.62	\$32.66	\$55.86	\$27,279	\$35,303	\$47,045	\$67,938	\$116,197
41-4011	Sales representatives, wholesale and manufacturing, technical and scientific products	50	25.69	\$31.85	\$66,252	11.77	\$13.51	\$20.84	\$27.45	\$42.83	\$53.14	\$28,096	\$43,342	\$57,106	\$89,090	\$110,537
41-4012	Sales representatives, wholesale and manufacturing, except technical and scientific products	650	11.39	\$21.58	\$44,888	4.95	\$9.23	\$12.80	\$19.54	\$24.92	\$36.16	\$19,207	\$26,621	\$40,652	\$51,834	\$75,204
41-9021	Real estate brokers	#	#	\$31.50	\$65,526	24.24	\$12.33	\$13.45	\$40.97	\$45.98	\$48.99	\$25,637	\$27,983	\$85,216	\$95,639	\$101,893
41-9022	Real estate sales agents	#	#	\$30.29	\$63,001	20.75	\$13.01	\$21.70	\$25.02	\$35.24	\$62.95	\$27,062	\$45,141	\$52,037	\$73,308	\$130,930
41-9099	Sales and related workers, all other	70	32.46	\$18.30	\$38,062	11.91	\$7.45	\$11.85	\$15.68	\$19.38	\$29.79	\$15,505	\$24,645	\$32,605	\$40,301	\$61,962
43-0000	Office and Administrative Support Occupations	9,900	3.41	\$13.75	\$28,600	1.8	\$7.85	\$9.68	\$12.67	\$16.61	\$21.41	\$16,335	\$20,129	\$26,363	\$34,551	\$44,525
43-1011	First-line supervisors/managers of office and administrative support workers	460	8.77	\$20.65	\$42,956	3.46	\$11.57	\$14.10	\$18.73	\$25.28	\$31.25	\$24,070	\$29,321	\$38,960	\$52,589	\$65,009
43-2011	Switchboard operators, including answering service	40	16.18	\$11.34	\$23,589	2.79	\$9.13	\$10.02	\$11.23	\$12.39	\$14.04	\$18,982	\$20,848	\$23,359	\$25,773	\$29,194
43-3011	Bill and account collectors	120	23.6	\$15.28	\$31,778	5.86	\$10.23	\$12.29	\$14.93	\$17.42	\$20.35	\$21,286	\$25,566	\$31,050	\$36,238	\$42,323
43-3021	Billing and posting clerks and machine operators	160	21.97	\$13.22	\$27,498	3.05	\$8.87	\$11.73	\$13.48	\$15.06	\$17.12	\$18,442	\$24,398	\$28,029	\$31,324	\$35,605
43-3031	Bookkeeping, accounting, and auditing clerks	960	10.95	\$13.64	\$28,364	2.03	\$7.85	\$10.84	\$13.53	\$16.32	\$19.04	\$16,328	\$22,546	\$28,142	\$33,951	\$39,602
43-3051	Payroll and timekeeping clerks	50	17.41	\$14.77	\$30,730	3.61	\$10.05	\$12.19	\$14.79	\$17.26	\$19.41	\$20,913	\$25,352	\$30,754	\$35,895	\$40,363
43-3061	Procurement clerks	20	22.57	\$17.09	\$35,547	2.57	\$13.56	\$15.18	\$16.76	\$18.46	\$21.57	\$28,205	\$31,564	\$34,862	\$38,401	\$44,873
43-3071	Tellers	290	9.7	\$11.09	\$23,061	1.64	\$8.68	\$9.72	\$10.83	\$12.10	\$14.37	\$18,049	\$20,228	\$22,537	\$25,174	\$29,879
43-4031	Court, municipal, and license clerks	50	9.63	\$17.16	\$35,688	5.53	\$12.47	\$13.76	\$16.41	\$20.80	\$23.53	\$25,933	\$28,622	\$34,135	\$43,269	\$48,951
43-4041	Credit authorizers, checkers, and clerks	#	#	\$19.85	\$41,298	4.65	\$13.21	\$19.45	\$21.17	\$22.88	\$23.90	\$27,481	\$40,463	\$44,029	\$47,596	\$49,703
43-4051	Customer service representatives	440	13.52	\$12.79	\$26,606	3.16	\$8.07	\$9.36	\$12.08	\$15.45	\$18.46	\$16,792	\$19,465	\$25,129	\$32,145	\$38,402
43-4071	File clerks	70	29.67	\$12.19	\$25,347	3.76	\$8.62	\$9.83	\$11.99	\$14.08	\$16.91	\$17,935	\$20,450	\$24,941	\$29,290	\$35,181
43-4081	Hotel, motel, and resort desk clerks	180	17.15	\$8.76	\$18,212	1.9	\$7.60	\$8.04	\$8.65	\$9.29	\$9.94	\$15,804	\$16,732	\$17,985	\$19,323	\$20,677
43-4111	Interviewers, except eligibility and loan	200	21.26	\$14.26	\$29,662	2.61	\$10.66	\$11.97	\$13.71	\$16.31	\$19.66	\$22,163	\$24,902	\$28,524	\$33,921	\$40,899
43-4131	Loan interviewers and clerks	110	18.93	\$16.45	\$34,213	2.64	\$11.78	\$13.59	\$16.09	\$18.65	\$22.26	\$24,506	\$28,263	\$33,470	\$38,790	\$46,303

Data unavailable

Occupational Code	Occupational Title	Employment Estimate	Employment Percentage Relative Standard Error	Average Hourly Wage	Average Annual Wage	Wage Percentage Relative Standard Error	10th Percentile (Hourly)	25th Percentile (Hourly)	50th Percentile (Hourly)	75th Percentile (Hourly)	90th Percentile (Hourly)	10th Percentile (Annual)	25th Percentile (Annual)	50th Percentile (Annual)	75th Percentile (Annual)	90th Percentile (Annual)
43-4141	New accounts clerks	60	32.12	\$13.05	\$27,140	3.04	\$10.49	\$11.86	\$13.08	\$14.28	\$15.28	\$21,820	\$24,662	\$27,209	\$29,700	\$31,785
43-4151	Order clerks	90	25.11	\$14.65	\$30,465	6.21	\$9.42	\$11.36	\$13.51	\$17.57	\$22.86	\$19,592	\$23,632	\$28,110	\$36,536	\$47,548
43-4161	Human resources assistants, except payroll and timekeeping	30	17.18	\$14.86	\$30,913	3.89	\$10.55	\$11.80	\$15.15	\$17.65	\$19.64	\$21,947	\$24,534	\$31,514	\$36,707	\$40,842
43-4171	Receptionists and information clerks	510	12.1	\$11.29	\$23,479	2.17	\$7.92	\$9.82	\$11.15	\$12.81	\$14.57	\$16,465	\$20,434	\$23,187	\$26,636	\$30,299
43-4181	Reservation and transportation ticket agents and travel clerks	460	9.57	\$9.86	\$20,500	2.76	\$8.00	\$8.53	\$9.40	\$11.11	\$12.70	\$16,642	\$17,732	\$19,549	\$23,114	\$26,420
43-4199	Information and record clerks, all other	150	4.84	\$16.39	\$34,089	2.21	\$10.26	\$12.89	\$15.99	\$20.49	\$23.26	\$21,343	\$26,819	\$33,264	\$42,618	\$48,388
43-5011	Cargo and freight agents	#	#	\$17.34	\$36,063	4.39	\$13.70	\$16.12	\$17.61	\$19.15	\$21.17	\$28,486	\$33,524	\$36,630	\$39,834	\$44,041
43-5021	Couriers and messengers	50	27.65	\$10.49	\$21,818	3.41	\$8.49	\$9.84	\$10.67	\$11.49	\$12.13	\$17,669	\$20,476	\$22,198	\$23,891	\$25,228
43-5032	Dispatchers, except police, fire, and ambulance	130	26.66	\$14.68	\$30,540	11.35	\$7.40	\$8.24	\$12.85	\$18.74	\$24.51	\$15,385	\$17,134	\$26,731	\$38,974	\$50,982
43-5052	Postal service mail carriers	150	0.01	\$20.52	\$42,674	#	\$16.14	\$18.14	\$20.79	\$23.11	\$24.50	\$33,569	\$37,729	\$43,252	\$48,069	\$50,960
43-5053	Postal service mail sorters, processors, and processing machine operators	90	0.01	\$18.98	\$39,483	#	\$11.97	\$16.46	\$20.40	\$22.45	\$23.68	\$24,895	\$34,246	\$42,435	\$46,697	\$49,255
43-5061	Production, planning, and expediting clerks	70	18.93	\$19.14	\$39,811	9.98	\$10.91	\$13.19	\$16.75	\$22.96	\$32.69	\$22,702	\$27,425	\$34,835	\$47,759	\$67,988
43-5071	Shipping, receiving, and traffic clerks	240	14.94	\$11.76	\$24,459	3.85	\$7.58	\$8.52	\$11.08	\$14.27	\$17.74	\$15,758	\$17,721	\$23,039	\$29,672	\$36,908
43-5081	Stock clerks and order fillers	690	9.25	\$10.95	\$22,778	2.37	\$7.48	\$8.50	\$10.38	\$12.65	\$15.38	\$15,568	\$17,689	\$21,594	\$26,311	\$32,000
43-5111	Weighers, measurers, checkers, and samplers, recordkeeping	#	#	\$14.25	\$29,635	3.08	\$10.90	\$12.46	\$13.95	\$15.36	\$18.41	\$22,681	\$25,927	\$29,026	\$31,952	\$38,290
43-6011	Executive secretaries and administrative assistants	670	8.86	\$19.91	\$41,418	3.02	\$11.81	\$15.01	\$18.69	\$23.63	\$29.08	\$24,563	\$31,215	\$38,878	\$49,151	\$60,477
43-6012	Legal secretaries	40	25.02	\$16.16	\$33,609	3.8	\$11.97	\$13.57	\$16.55	\$18.45	\$20.17	\$24,907	\$28,228	\$34,419	\$38,377	\$41,955
43-6013	Medical secretaries	240	13.6	\$15.33	\$31,896	11.27	\$8.35	\$9.94	\$14.80	\$20.87	\$23.60	\$17,376	\$20,684	\$30,776	\$43,415	\$49,082
43-6014	Secretaries, except legal, medical, and executive	1,160	7.48	\$12.93	\$26,897	2.41	\$7.67	\$10.00	\$12.99	\$15.46	\$18.00	\$15,954	\$20,797	\$27,016	\$32,149	\$37,430
43-9021	Data entry keyers	20	24.19	\$12.16	\$25,303	2.42	\$9.68	\$10.37	\$11.52	\$13.93	\$15.87	\$20,130	\$21,566	\$23,970	\$28,983	\$33,018
43-9022	Word processors and typists	10	29.49	\$15.58	\$32,402	6.29	\$11.06	\$12.88	\$15.20	\$18.30	\$20.96	\$23,009	\$26,798	\$31,624	\$38,065	\$43,605
43-9041	Insurance claims and policy processing clerks	#	#	\$19.14	\$39,818	4.58	\$14.69	\$16.89	\$18.84	\$21.16	\$24.10	\$30,556	\$35,127	\$39,180	\$44,006	\$50,127
43-9051	Mail clerks and mail machine operators, except postal service	40	33.63	\$10.74	\$22,332	6.83	\$8.21	\$8.70	\$9.52	\$13.07	\$15.21	\$17,078	\$18,099	\$19,802	\$27,184	\$31,647
43-9061	Office clerks, general	1,380	8.71	\$10.85	\$22,578	3.1	\$7.02	\$7.50	\$10.08	\$13.17	\$16.42	\$14,603	\$15,607	\$20,959	\$27,386	\$34,162
43-9071	Office machine operators, except computer	10	24.35	\$15.91	\$33,086	7.06	\$9.87	\$10.77	\$16.24	\$20.99	\$22.74	\$20,531	\$22,398	\$33,775	\$43,660	\$47,291
43-9199	Office and administrative support workers, all other	70	25.49	\$13.82	\$28,741	4.55	\$9.14	\$11.47	\$13.42	\$16.43	\$18.97	\$19,004	\$23,853	\$27,918	\$34,185	\$39,447
45-0000	Farming, Fishing, and Forestry Occupations	40	41.05	\$15.02	\$31,250	15.03	\$8.06	\$12.00	\$16.70	\$18.73	\$19.94	\$16,764	\$24,965	\$34,729	\$38,963	\$41,475
45-2092	Farmworkers and laborers, crop, nursery, and greenhouse	30	48.32	\$14.52	\$30,204	19.86	\$7.90	\$8.88	\$16.63	\$18.50	\$19.62	\$16,440	\$18,479	\$34,596	\$38,479	\$40,809

Data unavailable

Occupational Code	Occupational Title	Employment Estimate	Employment Percentage Relative Standard Error	Average Hourly Wage	Average Annual Wage	Wage Percentage Relative Standard Error	10th Percentile (Hourly)	25th Percentile (Hourly)	50th Percentile (Hourly)	75th Percentile (Hourly)	90th Percentile (Hourly)	10th Percentile (Annual)	25th Percentile (Annual)	50th Percentile (Annual)	75th Percentile (Annual)	90th Percentile (Annual)
47-0000	Construction and Extraction Occupations	#	#	\$18.39	\$38,246	2.23	\$10.79	\$13.46	\$16.84	\$21.66	\$27.82	\$22,439	\$28,007	\$35,036	\$45,056	\$57,868
47-1011	First-line supervisors/managers of construction trades and extraction workers	670	17.67	\$28.80	\$59,904	4.63	\$19.07	\$21.27	\$24.75	\$34.24	\$44.47	\$39,664	\$44,244	\$51,488	\$71,229	\$92,496
47-2021	Brickmasons and blockmasons	30	18.98	\$21.29	\$44,291	6.25	\$15.72	\$17.91	\$21.22	\$24.81	\$27.69	\$32,702	\$37,258	\$44,131	\$51,598	\$57,586
47-2031	Carpenters	400	14.92	\$15.78	\$32,831	4.03	\$10.14	\$11.65	\$16.01	\$18.16	\$21.08	\$21,083	\$24,237	\$33,307	\$37,765	\$43,855
47-2051	Cement masons and concrete finishers	220	16.69	\$15.14	\$31,493	3.91	\$10.26	\$12.68	\$15.23	\$17.71	\$20.08	\$21,335	\$26,373	\$31,678	\$36,835	\$41,772
47-2061	Construction laborers	500	19.13	\$14.30	\$29,738	3.05	\$9.91	\$12.13	\$14.44	\$16.86	\$18.53	\$20,611	\$25,238	\$30,041	\$35,079	\$38,550
47-2071	Paving, surfacing, and tamping equipment operators	120	6.79	\$18.73	\$38,958	3.44	\$15.36	\$16.66	\$18.88	\$21.13	\$22.47	\$31,955	\$34,655	\$39,274	\$43,945	\$46,747
47-2073	Operating engineers and other construction equipment operators	320	21.85	\$16.68	\$34,698	2.87	\$12.92	\$13.93	\$15.53	\$19.50	\$22.56	\$26,871	\$28,980	\$32,302	\$40,568	\$46,922
47-2081	Drywall and ceiling tile installers	130	15.84	\$16.98	\$35,314	27.52	\$7.26	\$7.76	\$11.00	\$25.00	\$40.59	\$15,091	\$16,146	\$22,875	\$52,001	\$84,433
47-2111	Electricians	520	29.5	\$19.14	\$39,806	6.31	\$11.56	\$15.71	\$19.45	\$23.17	\$26.49	\$24,039	\$32,681	\$40,464	\$48,199	\$55,106
47-2141	Painters, construction and maintenance	120	9.05	\$17.00	\$35,368	6.01	\$12.49	\$14.78	\$17.01	\$19.56	\$22.81	\$25,977	\$30,749	\$35,380	\$40,679	\$47,443
47-2151	Pipelayers	60	32.79	\$18.83	\$39,165	15.08	\$12.21	\$13.17	\$14.94	\$26.57	\$29.49	\$25,396	\$27,386	\$31,085	\$55,256	\$61,333
47-2152	Plumbers, pipefitters, and steamfitters	380	26.18	\$20.10	\$41,808	14.3	\$9.51	\$13.81	\$18.73	\$26.95	\$32.33	\$19,777	\$28,727	\$38,954	\$56,066	\$67,256
47-2211	Sheet metal workers	250	29.4	\$18.83	\$39,172	2.01	\$11.40	\$15.53	\$19.92	\$22.42	\$24.13	\$23,719	\$32,293	\$41,425	\$46,633	\$50,180
47-3014	Helpers--painters, paperhangers, plasterers, and stucco masons	30	22.76	\$11.23	\$23,353	13.76	\$8.02	\$8.68	\$10.67	\$14.03	\$15.10	\$16,682	\$18,060	\$22,189	\$29,178	\$31,412
47-4011	Construction and building inspectors	20	8.29	\$24.73	\$51,439	3.39	\$20.68	\$22.12	\$24.52	\$27.78	\$30.05	\$43,024	\$46,014	\$50,993	\$57,791	\$62,499
47-4051	Highway maintenance workers	70	21.8	\$18.21	\$37,869	5.09	\$14.33	\$16.29	\$18.06	\$20.54	\$23.21	\$29,800	\$33,890	\$37,556	\$42,725	\$48,285
47-4071	Septic tank servicers and sewer pipe cleaners	20	25.26	\$15.67	\$32,601	12.72	\$9.72	\$11.58	\$17.30	\$18.76	\$19.64	\$20,219	\$24,077	\$35,975	\$39,022	\$40,850
47-4099	Construction and related workers, all other	#	#	\$13.74	\$28,580	7.11	\$10.70	\$11.75	\$13.05	\$14.67	\$20.26	\$22,248	\$24,435	\$27,147	\$30,516	\$42,134
47-5012	Rotary drill operators, oil and gas	#	#	\$23.48	\$48,842	4.44	\$19.32	\$20.43	\$22.28	\$24.11	\$34.45	\$40,179	\$42,484	\$46,339	\$50,139	\$71,652
47-5013	Service unit operators, oil, gas, and mining	#	#	\$19.13	\$39,800	12.76	\$12.49	\$13.53	\$15.31	\$21.25	\$35.35	\$25,975	\$28,136	\$31,850	\$44,191	\$73,527
47-5071	Roustabouts, oil and gas	#	#	\$13.32	\$27,704	4.24	\$9.27	\$11.42	\$13.48	\$15.06	\$17.49	\$19,276	\$23,746	\$28,047	\$31,322	\$36,384
47-5081	Helpers--extraction workers	#	#	\$15.57	\$32,376	6.27	\$12.77	\$14.94	\$16.05	\$17.15	\$17.82	\$26,570	\$31,074	\$33,376	\$35,678	\$37,060
49-0000	Installation, Maintenance, and Repair Occupations	2,940	6.88	\$17.81	\$37,035	2.6	\$9.11	\$11.75	\$16.59	\$22.83	\$28.33	\$18,950	\$24,436	\$34,511	\$47,484	\$58,921
49-1011	First-line supervisors/managers of mechanics, installers, and repairers	180	12.02	\$25.10	\$52,200	4.22	\$14.24	\$17.43	\$23.87	\$31.62	\$37.56	\$29,623	\$36,258	\$49,658	\$65,769	\$78,117
49-2011	Computer, automated teller, and office machine repairers	60	42.97	\$14.63	\$30,439	6.62	\$10.47	\$11.89	\$13.49	\$16.81	\$20.43	\$21,768	\$24,739	\$28,050	\$34,955	\$42,486
49-2022	Telecommunications equipment installers and repairers, except line installers	50	44.55	\$24.39	\$50,722	7.57	\$16.42	\$23.62	\$25.74	\$27.60	\$28.85	\$34,160	\$49,132	\$53,541	\$57,412	\$60,001
49-2092	Electric motor, power tool, and related repairers	20	20.7	\$14.65	\$30,469	4.95	\$9.29	\$13.01	\$15.47	\$17.25	\$18.48	\$19,315	\$27,057	\$32,177	\$35,872	\$38,429

Data unavailable

Occupational Code	Occupational Title	Employment Estimate	Employment Percentage Relative Standard Error	Average Hourly Wage	Average Annual Wage	Wage Percentage Relative Standard Error	10th Percentile (Hourly)	25th Percentile (Hourly)	50th Percentile (Hourly)	75th Percentile (Hourly)	90th Percentile (Hourly)	10th Percentile (Annual)	25th Percentile (Annual)	50th Percentile (Annual)	75th Percentile (Annual)	90th Percentile (Annual)
49-2094	Electrical and electronics repairers, commercial and industrial equipment	#	#	\$20.68	\$43,022	13.46	\$13.07	\$14.27	\$17.11	\$26.95	\$35.66	\$27,179	\$29,681	\$35,590	\$56,054	\$74,169
49-3011	Aircraft mechanics and service technicians	#	#	\$21.67	\$45,082	7.96	\$13.38	\$16.11	\$20.13	\$26.35	\$33.50	\$27,836	\$33,519	\$41,870	\$54,811	\$69,687
49-3021	Automotive body and related repairers	40	20.71	\$21.89	\$45,523	2.95	\$11.82	\$19.76	\$22.91	\$26.67	\$29.50	\$24,594	\$41,107	\$47,663	\$55,480	\$61,363
49-3023	Automotive service technicians and mechanics	440	13.59	\$18.00	\$37,432	6.78	\$9.02	\$11.60	\$16.52	\$22.80	\$29.45	\$18,754	\$24,131	\$34,353	\$47,424	\$61,260
49-3031	Bus and truck mechanics and diesel engine specialists	170	21.8	\$21.34	\$44,394	11.08	\$13.36	\$15.12	\$19.63	\$24.45	\$35.06	\$27,781	\$31,456	\$40,828	\$50,850	\$72,918
49-3041	Farm equipment mechanics	20	22.31	\$15.17	\$31,555	3.74	\$11.59	\$12.88	\$15.22	\$17.44	\$19.29	\$24,100	\$26,784	\$31,648	\$36,267	\$40,121
49-3042	Mobile heavy equipment mechanics, except engines	160	19.94	\$23.04	\$47,931	4.43	\$16.74	\$19.29	\$23.61	\$27.52	\$29.67	\$34,811	\$40,126	\$49,104	\$57,243	\$61,712
49-3052	Motorcycle mechanics	50	38.57	\$12.92	\$26,865	6.64	\$7.85	\$8.95	\$13.33	\$16.08	\$17.81	\$16,329	\$18,626	\$27,727	\$33,455	\$37,036
49-3053	Outdoor power equipment and other small engine mechanics	40	32.27	\$16.54	\$34,410	5.45	\$13.08	\$14.21	\$16.01	\$18.58	\$21.52	\$27,212	\$29,563	\$33,304	\$38,639	\$44,755
49-3092	Recreational vehicle service technicians	30	42.96	\$18.01	\$37,455	6.01	\$12.94	\$15.13	\$18.76	\$21.15	\$22.71	\$26,916	\$31,464	\$39,013	\$44,002	\$47,236
49-3093	Tire repairers and changers	110	35.94	\$12.49	\$25,988	5.68	\$7.50	\$9.84	\$11.92	\$15.40	\$18.39	\$15,598	\$20,457	\$24,785	\$32,025	\$38,252
49-9021	Heating, air conditioning, and refrigeration mechanics and installers	50	38.91	\$22.74	\$47,291	5.87	\$13.85	\$19.83	\$24.06	\$26.88	\$28.58	\$28,806	\$41,247	\$50,040	\$55,918	\$59,453
49-9041	Industrial machinery mechanics	150	42.45	\$17.76	\$36,949	5.76	\$8.62	\$12.57	\$16.94	\$23.33	\$28.10	\$17,937	\$26,154	\$35,231	\$48,517	\$58,455
49-9042	Maintenance and repair workers, general	560	7.67	\$14.30	\$29,737	2.38	\$8.07	\$9.66	\$13.27	\$18.36	\$22.27	\$16,787	\$20,098	\$27,593	\$38,194	\$46,319
49-9043	Maintenance workers, machinery	20	48.64	\$20.35	\$42,318	3.34	\$13.55	\$16.58	\$20.87	\$23.75	\$27.45	\$28,188	\$34,495	\$43,408	\$49,398	\$57,087
49-9051	Electrical power-line installers and repairers	20	0.09	\$29.76	\$61,903	3.87	\$24.40	\$26.67	\$30.14	\$33.51	\$35.45	\$50,742	\$55,476	\$62,686	\$69,698	\$73,735
49-9098	Helpers--installation, maintenance, and repair workers	140	23.06	\$16.47	\$34,260	6.94	\$7.57	\$11.16	\$15.61	\$23.47	\$26.56	\$15,747	\$23,203	\$32,472	\$48,817	\$55,244
49-9099	Installation, maintenance, and repair workers, all other	110	24.9	\$15.65	\$32,545	4	\$8.10	\$10.10	\$13.38	\$20.86	\$25.80	\$16,838	\$21,009	\$27,831	\$43,382	\$53,671
51-0000	Production Occupations	3,020	7.64	\$14.85	\$30,898	2.13	\$8.29	\$10.14	\$13.23	\$17.60	\$23.82	\$17,235	\$21,101	\$27,528	\$36,605	\$49,554
51-1011	First-line supervisors/managers of production and operating workers	190	10.07	\$25.60	\$53,246	4.09	\$13.76	\$19.03	\$24.11	\$31.18	\$40.89	\$28,627	\$39,592	\$50,139	\$64,847	\$85,053
51-2022	Electrical and electronic equipment assemblers	40	44.27	\$13.20	\$27,454	5.66	\$8.33	\$9.86	\$12.65	\$15.83	\$19.08	\$17,325	\$20,511	\$26,311	\$32,929	\$39,690
51-2041	Structural metal fabricators and fitters	10	34.95	\$14.33	\$29,814	3.79	\$9.63	\$11.46	\$13.08	\$17.95	\$21.90	\$20,029	\$23,841	\$27,197	\$37,343	\$45,544
51-2092	Team assemblers	290	20.58	\$11.46	\$23,839	5.55	\$7.22	\$8.54	\$11.66	\$13.90	\$15.25	\$15,021	\$17,761	\$24,263	\$28,920	\$31,716
51-2099	Assemblers and fabricators, all other	70	33.3	\$12.45	\$25,892	4.37	\$7.74	\$10.04	\$11.56	\$15.43	\$17.76	\$16,105	\$20,881	\$24,052	\$32,092	\$36,944
51-3011	Bakers	30	17.04	\$11.14	\$23,174	1.9	\$8.00	\$8.87	\$10.36	\$13.65	\$15.44	\$16,630	\$18,444	\$21,552	\$28,388	\$32,120
51-3021	Butchers and meat cutters	60	41.03	\$14.62	\$30,405	9.1	\$9.59	\$12.32	\$14.19	\$17.23	\$20.99	\$19,944	\$25,619	\$29,525	\$35,842	\$43,662
51-3092	Food batchmakers	#	#	\$11.81	\$24,568	13.64	\$9.05	\$9.54	\$10.32	\$11.08	\$21.32	\$18,821	\$19,850	\$21,462	\$23,046	\$44,338

Data unavailable

Occupational Code	Occupational Title	Employment Estimate	Employment Percentage Relative Standard Error	Average Hourly Wage	Average Annual Wage	Wage Percentage Relative Standard Error	10th Percentile (Hourly)	25th Percentile (Hourly)	50th Percentile (Hourly)	75th Percentile (Hourly)	90th Percentile (Hourly)	10th Percentile (Annual)	25th Percentile (Annual)	50th Percentile (Annual)	75th Percentile (Annual)	90th Percentile (Annual)
51-4011	Computer-controlled machine tool operators, metal and plastic	100	19.24	\$15.35	\$31,928	5.97	\$10.14	\$12.27	\$14.16	\$19.71	\$22.84	\$21,097	\$25,529	\$29,460	\$40,991	\$47,513
51-4031	Cutting, punching, and press machine setters, operators, and tenders, metal and plastic	40	22.78	\$12.81	\$26,653	5.86	\$9.90	\$10.69	\$12.07	\$14.22	\$16.66	\$20,584	\$22,228	\$25,096	\$29,577	\$34,661
51-4041	Machinists	160	21.62	\$18.18	\$37,819	3.86	\$12.22	\$14.05	\$17.20	\$21.83	\$26.81	\$25,424	\$29,221	\$35,769	\$45,406	\$55,773
51-4121	Welders, cutters, solderers, and brazers	270	29.1	\$17.75	\$36,917	5.49	\$11.15	\$13.07	\$15.53	\$19.02	\$23.93	\$23,199	\$27,176	\$32,293	\$39,569	\$49,767
51-5023	Printing machine operators	50	28.6	\$14.52	\$30,204	8.05	\$8.74	\$10.68	\$14.04	\$17.63	\$22.03	\$18,170	\$22,213	\$29,198	\$36,661	\$45,817
51-6011	Laundry and dry-cleaning workers	100	21.85	\$8.96	\$18,631	3.35	\$7.06	\$7.58	\$8.43	\$9.37	\$11.82	\$14,685	\$15,772	\$17,525	\$19,493	\$24,586
51-6021	Pressers, textile, garment, and related materials	#	#	\$8.93	\$18,584	3.37	\$6.97	\$7.14	\$9.13	\$10.23	\$10.98	\$14,488	\$14,844	\$18,988	\$21,285	\$22,838
51-6093	Upholsterers	#	#	\$12.89	\$26,820	25.16	\$8.08	\$8.67	\$9.52	\$19.34	\$22.97	\$16,798	\$18,041	\$19,803	\$40,235	\$47,785
51-7011	Cabinetmakers and bench carpenters	90	20.46	\$13.06	\$27,172	6.99	\$9.45	\$10.93	\$12.89	\$14.52	\$17.24	\$19,661	\$22,733	\$26,817	\$30,207	\$35,855
51-7042	Woodworking machine setters, operators, and tenders, except sawing	30	28.05	\$13.73	\$28,556	2.75	\$10.43	\$11.95	\$13.73	\$15.76	\$17.40	\$21,700	\$24,851	\$28,561	\$32,780	\$36,189
51-7099	Woodworkers, all other	#	#	\$11.85	\$24,648	10.76	\$10.05	\$10.52	\$11.29	\$12.06	\$13.88	\$20,907	\$21,873	\$23,482	\$25,092	\$28,878
51-8021	Stationary engineers and boiler operators	10	40.88	\$22.64	\$47,088	3.1	\$19.61	\$20.80	\$22.77	\$24.53	\$27.30	\$40,789	\$43,267	\$47,364	\$51,029	\$56,792
51-8031	Water and liquid waste treatment plant and system operators	#	#	\$22.14	\$46,047	4.2	\$13.80	\$19.90	\$22.71	\$26.35	\$29.52	\$28,704	\$41,390	\$47,238	\$54,810	\$61,394
51-8099	Plant and system operators, all other	10	4.67	\$22.68	\$47,169	3.51	\$18.46	\$20.33	\$22.57	\$24.76	\$28.44	\$38,406	\$42,276	\$46,949	\$51,509	\$59,146
51-9012	Separating, filtering, clarifying, precipitating, and still machine setters, operators, and tenders	20	29.72	\$12.72	\$26,451	10.7	\$8.06	\$8.83	\$10.71	\$15.78	\$19.68	\$16,761	\$18,370	\$22,268	\$32,831	\$40,932
51-9022	Grinding and polishing workers, hand	40	28.65	\$13.07	\$27,195	10.49	\$9.80	\$10.53	\$11.97	\$14.87	\$18.49	\$20,380	\$21,901	\$24,894	\$30,931	\$38,462
51-9061	Inspectors, testers, sorters, samplers, and weighers	70	14.23	\$17.01	\$35,380	5.65	\$10.76	\$12.86	\$15.68	\$20.28	\$26.25	\$22,388	\$26,742	\$32,609	\$42,191	\$54,602
51-9081	Dental laboratory technicians	#	#	\$14.97	\$31,148	6.62	\$9.04	\$10.81	\$13.29	\$17.00	\$27.31	\$18,797	\$22,475	\$27,644	\$35,358	\$56,812
51-9111	Packaging and filling machine operators and tenders	40	48.83	\$10.95	\$22,779	13.61	\$7.36	\$7.91	\$8.81	\$14.45	\$17.55	\$15,313	\$16,446	\$18,334	\$30,059	\$36,511
51-9121	Coating, painting, and spraying machine setters, operators, and tenders	40	28.19	\$12.51	\$26,027	5.8	\$9.11	\$10.24	\$11.89	\$14.84	\$17.37	\$18,957	\$21,299	\$24,729	\$30,872	\$36,130
51-9122	Painters, transportation equipment	60	8.23	\$18.29	\$38,037	4.52	\$12.55	\$14.13	\$17.47	\$21.34	\$23.97	\$26,097	\$29,398	\$36,343	\$44,379	\$49,868
51-9123	Painting, coating, and decorating workers	#	#	\$14.87	\$30,932	4.23	\$9.12	\$12.31	\$14.51	\$17.90	\$21.65	\$18,960	\$25,601	\$30,184	\$37,236	\$45,034
51-9132	Photographic processing machine operators	#	#	\$9.95	\$20,700	2.33	\$8.50	\$9.22	\$9.97	\$10.79	\$11.29	\$17,682	\$19,188	\$20,739	\$22,433	\$23,483
51-9198	Helpers--production workers	140	26.66	\$9.55	\$19,857	3.18	\$7.70	\$8.35	\$9.39	\$10.71	\$11.88	\$16,025	\$17,359	\$19,524	\$22,270	\$24,714
51-9199	Production workers, all other	#	#	\$13.34	\$27,740	2.83	\$8.51	\$9.90	\$11.64	\$15.55	\$21.12	\$17,697	\$20,583	\$24,211	\$32,337	\$43,927
53-0000	Transportation and Material Moving Occupations	4,150	6.57	\$14.60	\$30,369	3.54	\$7.77	\$9.87	\$12.95	\$17.53	\$24.57	\$16,156	\$20,525	\$26,931	\$36,462	\$51,105
53-1021	First-line supervisors/managers of helpers, laborers, and material movers, hand	40	17.33	\$20.30	\$42,215	4.42	\$10.66	\$15.03	\$20.84	\$24.84	\$29.21	\$22,176	\$31,261	\$43,356	\$51,662	\$60,755

Data unavailable

Occupational Code	Occupational Title	Employment Estimate	Employment Percentage Relative Standard Error	Average Hourly Wage	Average Annual Wage	Wage Percentage Relative Standard Error	10th Percentile (Hourly)	25th Percentile (Hourly)	50th Percentile (Hourly)	75th Percentile (Hourly)	90th Percentile (Hourly)	10th Percentile (Annual)	25th Percentile (Annual)	50th Percentile (Annual)	75th Percentile (Annual)	90th Percentile (Annual)
53-1031	First-line supervisors/managers of transportation and material-moving machine and vehicle	70	12.27	\$26.30	\$54,698	7.19	\$14.78	\$18.25	\$23.62	\$30.96	\$44.88	\$30,744	\$37,967	\$49,138	\$64,395	\$93,342
53-3022	Bus drivers, school	170	11.74	\$10.16	\$21,137	3.5	\$7.99	\$9.36	\$10.22	\$11.06	\$12.25	\$16,609	\$19,464	\$21,262	\$23,010	\$25,480
53-3031	Driver/sales workers	300	44.18	\$11.42	\$23,762	12.25	\$7.06	\$7.38	\$9.49	\$12.85	\$20.20	\$14,692	\$15,357	\$19,739	\$26,724	\$42,023
53-3032	Truck drivers, heavy and tractor-trailer	1,050	13.76	\$17.39	\$36,177	4.56	\$11.57	\$13.59	\$16.74	\$20.58	\$24.76	\$24,061	\$28,264	\$34,819	\$42,813	\$51,509
53-3033	Truck drivers, light or delivery services	690	30.09	\$12.01	\$24,972	3	\$7.95	\$9.17	\$11.52	\$14.08	\$15.65	\$16,541	\$19,065	\$23,963	\$29,277	\$32,561
53-3041	Taxi drivers and chauffeurs	30	29.47	\$9.00	\$18,726	3.05	\$7.08	\$7.90	\$8.92	\$10.21	\$11.32	\$14,718	\$16,434	\$18,559	\$21,240	\$23,554
53-3099	Motor vehicle operators, all other	#	#	\$15.12	\$31,451	11.61	\$11.67	\$12.36	\$13.53	\$18.00	\$22.35	\$24,276	\$25,718	\$28,148	\$37,435	\$46,483
53-6031	Service station attendants	10	36.43	\$9.34	\$19,425	6.37	\$7.71	\$8.22	\$9.07	\$10.33	\$11.59	\$16,030	\$17,091	\$18,870	\$21,496	\$24,104
53-7021	Crane and tower operators	#	#	\$26.53	\$55,184	3.7	\$22.51	\$25.22	\$27.14	\$29.07	\$30.23	\$46,818	\$52,449	\$56,459	\$60,470	\$62,876
53-7032	Excavating and loading machine and dragline operators	80	46.73	\$15.98	\$33,242	7.2	\$12.81	\$13.61	\$14.94	\$17.48	\$21.57	\$26,645	\$28,313	\$31,081	\$36,361	\$44,868
53-7051	Industrial truck and tractor operators	140	25.37	\$14.44	\$30,037	4.26	\$10.40	\$12.39	\$14.77	\$16.70	\$18.11	\$21,639	\$25,773	\$30,720	\$34,736	\$37,668
53-7061	Cleaners of vehicles and equipment	190	20.57	\$9.78	\$20,352	6.94	\$7.24	\$7.89	\$8.95	\$11.04	\$13.65	\$15,051	\$16,414	\$18,615	\$22,956	\$28,386
53-7062	Laborers and freight, stock, and material movers, hand	580	25.23	\$11.35	\$23,609	2.18	\$7.92	\$9.39	\$10.91	\$12.67	\$15.55	\$16,468	\$19,530	\$22,698	\$26,358	\$32,350
53-7064	Packers and packagers, hand	180	10.88	\$8.36	\$17,380	2.41	\$6.94	\$7.07	\$7.42	\$8.75	\$12.07	\$14,432	\$14,707	\$15,426	\$18,192	\$25,109
53-7073	Wellhead pumpers	20	46.14	\$18.23	\$37,921	2.92	\$15.86	\$16.70	\$18.10	\$19.52	\$21.74	\$32,999	\$34,740	\$37,647	\$40,599	\$45,215
53-7081	Refuse and recyclable material collectors	40	20.01	\$18.45	\$38,372	16.32	\$8.42	\$15.05	\$20.74	\$22.80	\$24.03	\$17,506	\$31,312	\$43,132	\$47,418	\$49,990

Occupational Code	Occupational Title	Employment Estimate	Employment Percentage Relative Standard Error	Average Hourly Wage	Average Annual Wage	Wage Percentage Relative Standard Error	10th Percentile (Hourly)	25th Percentile (Hourly)	50th Percentile (Hourly)	75th Percentile (Hourly)	90th Percentile (Hourly)	10th Percentile (Annual)	25th Percentile (Annual)	50th Percentile (Annual)	75th Percentile (Annual)	90th Percentile (Annual)
00-0000	Total All Occupations	78,420	3.17	\$17.83	\$37,095	1.61	\$7.81	\$10.40	\$14.64	\$21.57	\$31.55	\$16,240	\$21,631	\$30,459	\$44,862	\$65,615
11-0000	Management Occupations	3,100	6.09	\$40.54	\$84,321	2.36	\$18.45	\$25.55	\$35.94	\$49.23	#	\$38,369	\$53,135	\$74,755	\$102,391	#
11-1011	Chief executives	60	9.91	\$68.81	\$143,119	7.85	\$42.89	\$52.59	\$61.09	#	#	\$89,216	\$109,385	\$127,067	#	#
11-1021	General and operations managers	1,190	7.35	\$39.62	\$82,407	3.44	\$16.56	\$21.83	\$32.00	\$50.91	#	\$34,440	\$45,409	\$66,556	\$105,882	#
11-2021	Marketing managers	40	31.48	\$41.60	\$86,528	8.17	\$19.16	\$22.23	\$40.77	\$50.80	\$66.62	\$39,846	\$46,240	\$84,801	\$105,658	\$138,564
11-2022	Sales managers	70	8.16	\$50.89	\$105,862	9.92	\$25.60	\$31.41	\$48.05	\$63.58	#	\$53,247	\$65,328	\$99,940	\$132,244	#
11-2031	Public relations managers	30	22.06	\$34.53	\$71,828	24.74	\$15.68	\$17.51	\$20.99	\$42.72	#	\$32,615	\$36,424	\$43,667	\$88,863	#
11-3011	Administrative services managers	50	11.56	\$35.61	\$74,070	3.87	\$17.44	\$23.74	\$36.69	\$46.81	\$53.90	\$36,280	\$49,381	\$76,318	\$97,367	\$112,117
11-3021	Computer and information systems managers	50	22.53	\$44.27	\$92,078	5.06	\$28.73	\$35.28	\$41.49	\$49.46	\$61.94	\$59,752	\$73,377	\$86,299	\$102,880	\$128,835
11-3031	Financial managers	110	12.48	\$48.62	\$101,135	4.19	\$31.14	\$37.57	\$44.59	\$56.97	#	\$64,771	\$78,135	\$92,741	\$118,488	#
11-3041	Compensation and benefits managers	#	#	\$56.38	\$117,265	21.67	\$25.86	\$30.06	\$46.78	#	#	\$53,790	\$62,516	\$97,293	#	#
11-3049	Human resources managers, all other	20	5.61	\$47.33	\$98,441	7.93	\$31.29	\$35.17	\$41.90	\$50.20	#	\$65,090	\$73,148	\$87,147	\$104,413	#
11-3051	Industrial production managers	100	28.57	\$34.60	\$71,975	2.84	\$23.57	\$31.10	\$35.11	\$38.39	\$40.96	\$49,030	\$64,680	\$73,037	\$79,850	\$85,193
11-3061	Purchasing managers	30	14.04	\$38.99	\$81,099	8.09	\$24.28	\$27.75	\$34.95	\$39.21	\$64.50	\$50,493	\$57,729	\$72,694	\$81,560	\$134,164
11-3071	Transportation, storage, and distribution managers	40	17.3	\$38.71	\$80,509	8.51	\$21.93	\$24.86	\$34.45	\$46.50	\$63.02	\$45,620	\$51,705	\$71,646	\$96,724	\$131,086
11-9021	Construction managers	230	27.85	\$39.53	\$82,216	5.64	\$25.77	\$31.53	\$36.83	\$45.54	\$57.58	\$53,605	\$65,583	\$76,616	\$94,721	\$119,763
11-9031	Education administrators, preschool and child care center/program	20	45.65	\$19.14	\$39,812	9.67	\$12.64	\$13.48	\$15.14	\$22.31	\$33.39	\$26,300	\$28,030	\$31,496	\$46,398	\$69,454
11-9032	Education administrators, elementary and secondary school	180	3.13	#	\$72,439	1.77	#	#	#	#	#	\$54,139	\$63,101	\$73,158	\$82,416	\$95,732
11-9033	Education administrators, postsecondary	#	#	\$41.86	\$87,065	4.89	\$23.09	\$29.56	\$37.88	\$49.94	\$66.88	\$48,022	\$61,483	\$78,789	\$103,882	\$139,118
11-9041	Engineering managers	90	36.22	\$58.21	\$121,068	15.14	\$26.03	\$35.28	\$51.30	#	#	\$54,145	\$73,391	\$106,706	#	#
11-9051	Food service managers	40	41	\$34.07	\$70,870	12.84	\$23.12	\$24.93	\$27.77	\$45.39	\$56.63	\$48,096	\$51,859	\$57,769	\$94,417	\$117,788
11-9061	Funeral directors	10	36.94	#	#	#	#	#	#	#	#	#	#	#	#	#
11-9111	Medical and health services managers	190	5.76	\$46.59	\$96,902	3.88	\$31.74	\$34.89	\$40.19	\$50.78	#	\$66,018	\$72,568	\$83,603	\$105,632	#
11-9131	Postmasters and mail superintendents	40	0.03	\$26.44	\$54,987	#	\$18.05	\$22.01	\$26.94	\$32.31	\$36.48	\$37,544	\$45,773	\$56,030	\$67,210	\$75,868
11-9141	Property, real estate, and community association managers	50	35.62	\$29.26	\$60,866	10.55	\$13.02	\$20.38	\$25.49	\$30.39	\$53.68	\$27,083	\$42,385	\$53,009	\$63,212	\$111,665
11-9151	Social and community service managers	50	16.35	\$27.45	\$57,089	11.03	\$12.79	\$15.78	\$23.34	\$35.92	\$53.44	\$26,599	\$32,820	\$48,557	\$74,722	\$111,155
11-9199	Managers, all other	160	13.83	\$45.39	\$94,415	7.55	\$25.43	\$32.56	\$39.68	\$52.62	#	\$52,893	\$67,726	\$82,536	\$109,447	#
13-0000	Business and Financial Operations Occupations	3,100	14.81	\$25.95	\$53,967	4.14	\$12.60	\$16.78	\$22.53	\$31.54	\$41.45	\$26,207	\$34,902	\$46,864	\$65,612	\$86,214
13-1021	Purchasing agents and buyers, farm products	40	16.04	\$22.32	\$46,424	5.68	\$15.29	\$17.47	\$21.42	\$26.84	\$32.38	\$31,795	\$36,333	\$44,557	\$55,833	\$67,347
13-1022	Wholesale and retail buyers, except farm products	40	34.8	\$17.11	\$35,591	6.43	\$9.75	\$10.71	\$14.88	\$22.28	\$25.21	\$20,270	\$22,271	\$30,955	\$46,339	\$52,433

Data unavailable

Occupational Code	Occupational Title	Employment Estimate	Employment Percentage Relative Standard Error	Average Hourly Wage	Average Annual Wage	Wage Percentage Relative Standard Error	10th Percentile (Hourly)	25th Percentile (Hourly)	50th Percentile (Hourly)	75th Percentile (Hourly)	90th Percentile (Hourly)	10th Percentile (Annual)	25th Percentile (Annual)	50th Percentile (Annual)	75th Percentile (Annual)	90th Percentile (Annual)
13-1023	Purchasing agents, except wholesale, retail, and farm products	140	16.96	\$26.48	\$55,070	2.27	\$16.68	\$20.74	\$24.63	\$31.25	\$39.03	\$34,690	\$43,139	\$51,224	\$65,009	\$81,173
13-1031	Claims adjusters, examiners, and investigators	#	#	\$19.27	\$40,072	17.64	\$10.97	\$13.01	\$17.10	\$19.75	\$33.79	\$22,828	\$27,061	\$35,564	\$41,080	\$70,277
13-1041	Compliance officers, except agriculture, construction, health and safety, and transportation	90	23.87	\$27.35	\$56,887	3.54	\$18.21	\$22.44	\$26.96	\$31.20	\$37.26	\$37,875	\$46,678	\$56,079	\$64,898	\$77,492
13-1051	Cost estimators	220	10.66	\$27.86	\$57,942	3.86	\$15.10	\$20.59	\$26.88	\$33.32	\$44.16	\$31,413	\$42,825	\$55,913	\$69,308	\$91,861
13-1071	Employment, recruitment, and placement specialists	70	32.86	\$21.30	\$44,313	5.24	\$13.20	\$16.16	\$19.84	\$23.51	\$34.90	\$27,462	\$33,622	\$41,277	\$48,904	\$72,597
13-1072	Compensation, benefits, and job analysis specialists	70	14.39	\$28.51	\$59,295	6.56	\$16.43	\$18.98	\$24.98	\$30.40	\$55.06	\$34,167	\$39,476	\$51,957	\$63,231	\$114,532
13-1073	Training and development specialists	90	7.5	\$20.39	\$42,417	3.82	\$12.70	\$14.99	\$18.90	\$24.12	\$32.93	\$26,420	\$31,182	\$39,308	\$50,179	\$68,484
13-1079	Human resources, training, and labor relations specialists, all other	50	14.07	\$28.18	\$58,615	4.07	\$17.34	\$20.26	\$26.21	\$35.46	\$43.39	\$36,068	\$42,149	\$54,522	\$73,756	\$90,246
13-1081	Logisticians	20	22.55	\$36.11	\$75,101	5.09	\$21.37	\$25.37	\$33.67	\$46.65	\$58.79	\$44,446	\$52,767	\$70,028	\$97,036	\$122,283
13-1111	Management analysts	70	36.62	\$38.56	\$80,210	7.05	\$25.28	\$27.74	\$31.51	\$40.77	\$51.07	\$52,592	\$57,703	\$65,546	\$84,799	\$106,215
13-1121	Meeting and convention planners	10	22.06	\$19.88	\$41,351	4.03	\$10.72	\$16.66	\$20.41	\$23.75	\$27.56	\$22,300	\$34,650	\$42,460	\$49,398	\$57,317
13-1199	Business operations specialists, all other	440	10.01	\$26.93	\$56,005	4.82	\$10.82	\$17.23	\$25.49	\$34.64	\$44.63	\$22,500	\$35,840	\$53,014	\$72,058	\$92,836
13-2011	Accountants and auditors	540	10.75	\$28.38	\$59,026	2.76	\$16.22	\$18.80	\$24.80	\$34.73	\$43.36	\$33,742	\$39,101	\$51,575	\$72,229	\$90,191
13-2021	Appraisers and assessors of real estate	70	40.83	\$20.52	\$42,683	7	\$15.03	\$16.33	\$19.11	\$22.86	\$30.52	\$31,263	\$33,977	\$39,755	\$47,545	\$63,474
13-2031	Budget analysts	10	31.05	\$28.41	\$59,102	5.15	\$22.16	\$25.13	\$28.56	\$31.72	\$36.01	\$46,096	\$52,267	\$59,395	\$65,974	\$74,911
13-2041	Credit analysts	20	46.7	\$20.23	\$42,079	12.39	\$11.13	\$13.22	\$17.34	\$23.45	\$37.11	\$23,150	\$27,499	\$36,062	\$48,778	\$77,182
13-2051	Financial analysts	70	26.68	\$46.25	\$96,201	22.53	\$15.86	\$20.34	\$32.62	#	#	\$32,986	\$42,302	\$67,854	#	#
13-2072	Loan officers	190	20.63	\$35.53	\$73,910	17.16	\$17.73	\$20.00	\$26.01	\$40.38	#	\$36,884	\$41,607	\$54,106	\$83,982	#
13-2099	Financial specialists, all other	80	15.7	\$20.14	\$41,893	11.77	\$12.83	\$13.84	\$15.52	\$19.83	\$33.19	\$26,694	\$28,793	\$32,291	\$41,245	\$69,037
15-0000	Computer and Mathematical Occupations	960	8.25	\$29.20	\$60,731	4.57	\$14.39	\$19.09	\$26.38	\$35.77	\$47.65	\$29,925	\$39,701	\$54,860	\$74,407	\$99,109
15-1021	Computer programmers	100	39.3	\$39.33	\$81,808	12.92	\$24.81	\$28.76	\$33.35	\$38.86	\$56.66	\$51,604	\$59,822	\$69,377	\$80,839	\$117,850
15-1031	Computer software engineers, applications	70	11.19	\$33.50	\$69,689	2.86	\$21.79	\$25.58	\$31.54	\$41.06	\$48.94	\$45,319	\$53,205	\$65,595	\$85,409	\$101,800
15-1032	Computer software engineers, systems software	100	36.4	\$43.47	\$90,409	5.73	\$21.24	\$29.56	\$39.72	\$61.72	#	\$44,186	\$61,482	\$82,627	\$128,369	#
15-1041	Computer support specialists	300	12.99	\$22.92	\$47,674	4.45	\$12.82	\$15.95	\$20.65	\$29.20	\$35.09	\$26,674	\$33,168	\$42,949	\$60,743	\$72,985
15-1051	Computer systems analysts	60	19.63	\$35.76	\$74,375	3.86	\$22.06	\$28.72	\$35.82	\$43.56	\$50.50	\$45,895	\$59,738	\$74,503	\$90,614	\$105,046
15-1061	Database administrators	#	#	\$24.74	\$51,457	11.93	\$15.72	\$17.20	\$20.45	\$32.17	\$42.60	\$32,707	\$35,781	\$42,535	\$66,907	\$88,616
15-1071	Network and computer systems administrators	140	5.94	\$28.15	\$58,557	4.55	\$18.04	\$20.38	\$24.54	\$33.57	\$45.66	\$37,522	\$42,380	\$51,044	\$69,827	\$94,971
15-1081	Network systems and data communications analysts	120	21.91	\$22.17	\$46,109	8.14	\$10.70	\$13.12	\$20.90	\$27.51	\$37.73	\$22,263	\$27,283	\$43,475	\$57,224	\$78,484
15-1099	Computer specialists, all other	#	#	\$31.15	\$64,790	4.61	\$20.17	\$25.14	\$32.12	\$37.77	\$42.35	\$41,950	\$52,289	\$66,811	\$78,566	\$88,096
17-0000	Architecture and Engineering Occupations	1,220	13.57	\$33.16	\$68,979	4.33	\$16.80	\$23.01	\$29.96	\$40.25	\$51.43	\$34,934	\$47,865	\$62,315	\$83,727	\$106,966

Data unavailable

Occupational Code	Occupational Title	Employment Estimate	Employment Percentage Relative Standard Error	Average Hourly Wage	Average Annual Wage	Wage Percentage Relative Standard Error	10th Percentile (Hourly)	25th Percentile (Hourly)	50th Percentile (Hourly)	75th Percentile (Hourly)	90th Percentile (Hourly)	10th Percentile (Annual)	25th Percentile (Annual)	50th Percentile (Annual)	75th Percentile (Annual)	90th Percentile (Annual)
17-1011	Architects, except landscape and naval	#	#	\$33.01	\$68,667	5.64	\$27.72	\$30.71	\$33.61	\$36.81	\$38.73	\$57,661	\$63,876	\$69,906	\$76,558	\$80,549
17-1012	Landscape architects	20	38.79	\$17.08	\$35,531	14.44	\$8.45	\$9.65	\$18.30	\$22.32	\$25.15	\$17,570	\$20,076	\$38,070	\$46,431	\$52,304
17-1022	Surveyors	60	27.36	\$19.92	\$41,438	10.79	\$13.01	\$14.37	\$17.75	\$24.16	\$32.10	\$27,071	\$29,884	\$36,916	\$50,253	\$66,775
17-2051	Civil engineers	180	11.72	\$32.90	\$68,425	2.61	\$22.90	\$26.69	\$30.78	\$38.60	\$47.03	\$47,634	\$55,509	\$64,027	\$80,278	\$97,821
17-2071	Electrical engineers	20	13	\$37.43	\$77,853	2.26	\$24.66	\$31.18	\$36.60	\$43.74	\$55.11	\$51,295	\$64,847	\$76,122	\$90,982	\$114,625
17-2072	Electronics engineers, except computer	40	26.39	\$40.49	\$84,219	12.51	\$26.38	\$29.63	\$35.71	\$46.68	\$65.86	\$54,866	\$61,633	\$74,285	\$97,095	\$136,991
17-2111	Health and safety engineers, except mining safety engineers and inspectors	30	15.31	\$34.05	\$70,833	5.82	\$17.69	\$22.49	\$31.19	\$48.27	\$54.60	\$36,788	\$46,781	\$64,877	\$100,393	\$113,566
17-2112	Industrial engineers	#	#	\$36.08	\$75,056	2.05	\$24.19	\$29.33	\$36.01	\$43.07	\$48.94	\$50,312	\$61,013	\$74,906	\$89,592	\$101,802
17-2131	Materials engineers	#	#	\$27.53	\$57,272	7.6	\$14.15	\$17.36	\$25.37	\$30.66	\$48.72	\$29,426	\$36,116	\$52,769	\$63,764	\$101,332
17-2141	Mechanical engineers	110	31.88	\$36.53	\$75,981	8.36	\$22.80	\$26.92	\$34.44	\$45.36	\$56.09	\$47,420	\$55,989	\$71,632	\$94,340	\$116,664
17-2199	Engineers, all other	10	42.1	\$40.40	\$84,036	6.57	\$25.69	\$33.81	\$41.92	\$47.55	\$54.41	\$53,428	\$70,325	\$87,191	\$98,913	\$113,166
17-3011	Architectural and civil drafters	30	26.99	\$20.81	\$43,275	4.5	\$13.85	\$17.99	\$21.16	\$24.13	\$28.06	\$28,802	\$37,421	\$44,020	\$50,196	\$58,370
17-3013	Mechanical drafters	20	17.2	\$22.06	\$45,883	6.03	\$16.06	\$18.06	\$21.50	\$24.49	\$31.35	\$33,397	\$37,559	\$44,720	\$50,932	\$65,211
17-3019	Drafters, all other	20	30.8	\$23.00	\$47,832	8.04	\$13.22	\$20.87	\$23.55	\$26.77	\$30.70	\$27,504	\$43,406	\$48,986	\$55,672	\$63,853
17-3022	Civil engineering technicians	30	21.43	\$20.74	\$43,137	2.78	\$14.63	\$17.40	\$20.74	\$23.67	\$27.00	\$30,425	\$36,193	\$43,134	\$49,236	\$56,162
17-3023	Electrical and electronic engineering technicians	80	12.27	\$26.99	\$56,130	3.1	\$19.30	\$22.63	\$26.86	\$30.02	\$34.84	\$40,151	\$47,075	\$55,860	\$62,452	\$72,466
17-3026	Industrial engineering technicians	30	2.78	\$21.32	\$44,354	3.01	\$15.66	\$17.21	\$19.99	\$24.42	\$28.98	\$32,579	\$35,803	\$41,578	\$50,783	\$60,288
17-3029	Engineering technicians, except drafters, all other	20	11.2	\$26.47	\$55,052	3.98	\$20.95	\$23.01	\$26.60	\$29.97	\$32.14	\$43,574	\$47,851	\$55,329	\$62,338	\$66,858
19-0000	Life, Physical, and Social Science Occupations	640	12.28	\$26.84	\$55,836	8.11	\$11.41	\$16.77	\$24.44	\$30.45	\$45.14	\$23,726	\$34,888	\$50,835	\$63,342	\$93,883
19-2031	Chemists	90	35.5	\$22.58	\$46,961	11.84	\$11.50	\$14.02	\$20.72	\$28.07	\$38.62	\$23,929	\$29,165	\$43,106	\$58,386	\$80,335
19-2041	Environmental scientists and specialists, including health	#	#	\$26.11	\$54,312	3.65	\$20.91	\$22.83	\$25.98	\$29.01	\$30.82	\$43,484	\$47,494	\$54,046	\$60,336	\$64,109
19-2042	Geoscientists, except hydrologists and geographers	#	#	\$39.36	\$81,872	6.7	\$22.00	\$29.24	\$35.27	\$50.77	\$65.20	\$45,751	\$60,814	\$73,362	\$105,610	\$135,615
19-3021	Market research analysts	#	#	\$31.98	\$66,521	8.66	\$20.27	\$25.78	\$28.79	\$33.09	\$50.71	\$42,153	\$53,613	\$59,889	\$68,817	\$105,476
19-3031	Clinical, counseling, and school psychologists	70	11.49	\$29.64	\$61,653	4.5	\$17.65	\$23.89	\$28.57	\$35.87	\$45.02	\$36,706	\$49,698	\$59,415	\$74,600	\$93,644
19-3051	Urban and regional planners	#	#	\$27.72	\$57,651	3.61	\$20.08	\$22.38	\$27.36	\$32.61	\$37.86	\$41,773	\$46,550	\$56,906	\$67,827	\$78,747
19-4031	Chemical technicians	50	8.43	\$21.57	\$44,859	4.01	\$15.88	\$19.18	\$21.63	\$24.82	\$27.51	\$33,034	\$39,885	\$45,000	\$51,632	\$57,213
19-4091	Environmental science and protection technicians, including health	20	35.93	\$16.19	\$33,678	2.48	\$12.24	\$13.70	\$16.19	\$18.57	\$21.01	\$25,455	\$28,505	\$33,666	\$38,634	\$43,696
19-4099	Life, physical, and social science technicians, all other	50	46.17	\$20.38	\$42,381	8.28	\$11.09	\$14.04	\$19.85	\$26.20	\$29.80	\$23,064	\$29,197	\$41,297	\$54,490	\$61,985
21-0000	Community and Social Services Occupations	1,360	13.37	\$18.41	\$38,290	3.79	\$8.70	\$12.71	\$17.29	\$23.32	\$29.78	\$18,092	\$26,446	\$35,972	\$48,508	\$61,946

Data unavailable

Occupational Code	Occupational Title	Employment Estimate	Employment Percentage Relative Standard Error	Average Hourly Wage	Average Annual Wage	Wage Percentage Relative Standard Error	10th Percentile (Hourly)	25th Percentile (Hourly)	50th Percentile (Hourly)	75th Percentile (Hourly)	90th Percentile (Hourly)	10th Percentile (Annual)	25th Percentile (Annual)	50th Percentile (Annual)	75th Percentile (Annual)	90th Percentile (Annual)
21-1012	Educational, vocational, and school counselors	110	5.61	\$22.35	\$46,484	2.17	\$15.86	\$17.68	\$20.83	\$25.84	\$32.97	\$32,985	\$36,770	\$43,326	\$53,745	\$68,568
21-1014	Mental health counselors	50	43.32	\$21.37	\$44,458	9.95	\$11.51	\$15.26	\$20.82	\$28.08	\$31.04	\$23,937	\$31,734	\$43,310	\$58,400	\$64,555
21-1015	Rehabilitation counselors	#	#	\$15.66	\$32,570	2.85	\$11.63	\$13.00	\$14.58	\$17.94	\$22.58	\$24,197	\$27,044	\$30,324	\$37,312	\$46,963
21-1021	Child, family, and school social workers	150	11.16	\$21.03	\$43,737	6.34	\$12.17	\$17.28	\$22.00	\$24.83	\$28.79	\$25,313	\$35,945	\$45,769	\$51,656	\$59,887
21-1022	Medical and public health social workers	90	9.66	\$20.44	\$42,510	2.79	\$15.57	\$17.20	\$19.76	\$23.21	\$27.32	\$32,377	\$35,766	\$41,101	\$48,275	\$56,823
21-1023	Mental health and substance abuse social workers	50	40.75	\$13.57	\$28,230	4.38	\$10.10	\$11.67	\$13.18	\$15.20	\$18.35	\$21,016	\$24,283	\$27,405	\$31,620	\$38,172
21-1029	Social workers, all other	20	44.32	\$16.85	\$35,044	6.38	\$12.88	\$13.86	\$15.48	\$20.10	\$23.02	\$26,793	\$28,823	\$32,207	\$41,798	\$47,883
21-1091	Health educators	#	#	\$26.80	\$55,744	2.97	\$16.96	\$20.51	\$25.51	\$32.88	\$39.65	\$35,287	\$42,651	\$53,061	\$68,391	\$82,477
21-1093	Social and human service assistants	260	8.54	\$11.64	\$24,207	10.32	\$7.05	\$7.34	\$10.35	\$14.60	\$19.17	\$14,658	\$15,273	\$21,520	\$30,362	\$39,864
21-1099	Community and social service specialists, all other	160	33.85	\$16.12	\$33,535	9.71	\$9.83	\$10.91	\$13.64	\$18.33	\$29.14	\$20,452	\$22,683	\$28,374	\$38,130	\$60,609
23-0000	Legal Occupations	280	12.25	\$31.93	\$66,424	7.85	\$14.37	\$17.70	\$24.00	\$42.58	\$60.45	\$29,889	\$36,817	\$49,929	\$88,565	\$125,732
23-1011	Lawyers	130	11.32	\$42.24	\$87,861	13.5	\$21.40	\$24.67	\$37.81	\$51.26	#	\$44,509	\$51,319	\$78,647	\$106,614	#
23-2011	Paralegals and legal assistants	80	25.58	\$19.64	\$40,848	4.48	\$14.83	\$16.53	\$18.69	\$21.96	\$24.23	\$30,840	\$34,388	\$38,866	\$45,682	\$50,398
23-2093	Title examiners, abstractors, and searchers	#	#	\$31.60	\$65,732	22.07	\$13.75	\$18.83	\$27.77	\$35.58	\$39.17	\$28,601	\$39,175	\$57,755	\$74,002	\$81,473
23-2099	Legal support workers, all other	40	22.27	\$14.11	\$29,354	3.88	\$12.73	\$13.26	\$14.14	\$15.03	\$15.59	\$26,471	\$27,575	\$29,414	\$31,259	\$32,434
25-0000	Education, Training, and Library Occupations	5,640	16.11	\$20.86	\$43,381	4.38	\$9.68	\$14.15	\$18.79	\$25.57	\$34.22	\$20,134	\$29,441	\$39,082	\$53,181	\$71,186
25-2011	Preschool teachers, except special education	290	36.03	\$11.04	\$22,957	6.78	\$7.85	\$8.60	\$9.82	\$13.14	\$15.22	\$16,337	\$17,878	\$20,434	\$27,332	\$31,660
25-2012	Kindergarten teachers, except special education	130	5.3	#	\$40,014	2.05	#	#	#	#	#	\$28,550	\$32,969	\$37,604	\$44,767	\$57,122
25-2021	Elementary school teachers, except special education	1,020	4.11	#	\$42,533	2.19	#	#	#	#	#	\$29,597	\$33,721	\$38,759	\$49,711	\$62,784
25-2022	Middle school teachers, except special and vocational education	520	2.57	#	\$41,112	1.94	#	#	#	#	#	\$28,347	\$32,766	\$38,474	\$47,971	\$59,871
25-2031	Secondary school teachers, except special and vocational education	600	4.17	#	\$42,074	1.68	#	#	#	#	#	\$29,776	\$34,038	\$39,460	\$48,916	\$59,789
25-2032	Vocational education teachers, secondary school	40	0.04	#	\$44,538	1.44	#	#	#	#	#	\$29,939	\$35,760	\$44,826	\$53,415	\$60,525
25-2041	Special education teachers, preschool, kindergarten, and elementary school	130	1.32	#	\$42,253	1.86	#	#	#	#	#	\$30,501	\$34,415	\$39,147	\$47,390	\$62,017
25-2042	Special education teachers, middle school	60	3	#	\$44,871	1.76	#	#	#	#	#	\$33,556	\$36,944	\$43,230	\$50,875	\$61,118
25-2043	Special education teachers, secondary school	60	2.74	#	\$44,433	2.06	#	#	#	#	#	\$32,545	\$35,860	\$41,397	\$50,872	\$63,171
25-3021	Self-enrichment education teachers	#	#	\$17.08	\$35,519	6.06	\$10.75	\$12.55	\$17.13	\$21.81	\$23.93	\$22,359	\$26,106	\$35,640	\$45,357	\$49,780
25-3099	Teachers and instructors, all other	190	4.72	\$20.15	\$41,910	1.6	\$13.42	\$14.99	\$18.34	\$23.85	\$30.09	\$27,922	\$31,189	\$38,139	\$49,610	\$62,583
25-4021	Librarians	110	3.68	\$27.89	\$58,010	3.63	\$17.16	\$20.11	\$24.93	\$35.96	\$44.95	\$35,693	\$41,823	\$51,863	\$74,791	\$93,494
25-4031	Library technicians	190	20.07	\$13.51	\$28,105	3.31	\$9.74	\$11.25	\$14.00	\$15.67	\$17.28	\$20,263	\$23,402	\$29,120	\$32,594	\$35,952

Data unavailable

Occupational Code	Occupational Title	Employment Estimate	Employment Percentage Relative Standard Error	Average Hourly Wage	Average Annual Wage	Wage Percentage Relative Standard Error	10th Percentile (Hourly)	25th Percentile (Hourly)	50th Percentile (Hourly)	75th Percentile (Hourly)	90th Percentile (Hourly)	10th Percentile (Annual)	25th Percentile (Annual)	50th Percentile (Annual)	75th Percentile (Annual)	90th Percentile (Annual)
29-2056	Veterinary technologists and technicians	90	19.66	\$13.16	\$27,376	3.52	\$9.71	\$10.94	\$13.01	\$15.18	\$17.50	\$20,195	\$22,749	\$27,066	\$31,579	\$36,392
29-2061	Licensed practical and licensed vocational nurses	170	12.58	\$20.71	\$43,080	1.63	\$16.58	\$18.21	\$20.47	\$23.02	\$25.04	\$34,489	\$37,878	\$42,573	\$47,891	\$52,084
29-2071	Medical records and health information technicians	50	7.64	\$16.23	\$33,749	3.55	\$11.34	\$13.22	\$16.08	\$19.28	\$21.93	\$23,596	\$27,492	\$33,442	\$40,097	\$45,622
29-2081	Opticians, dispensing	40	21.57	\$16.09	\$33,458	2.71	\$12.36	\$13.41	\$14.95	\$18.18	\$22.92	\$25,706	\$27,890	\$31,088	\$37,807	\$47,669
29-2099	Health technologists and technicians, all other	20	32.97	\$16.87	\$35,096	4.62	\$13.03	\$14.24	\$16.27	\$18.33	\$19.56	\$27,111	\$29,618	\$33,834	\$38,121	\$40,693
29-9011	Occupational health and safety specialists	20	26.95	\$24.79	\$51,556	12.86	\$11.27	\$16.55	\$24.19	\$33.10	\$38.40	\$23,433	\$34,429	\$50,313	\$68,842	\$79,871
31-0000	Healthcare Support Occupations	1,790	13.6	\$12.44	\$25,869	3.03	\$8.63	\$10.04	\$12.02	\$14.34	\$16.96	\$17,957	\$20,878	\$24,991	\$29,837	\$35,269
31-1011	Home health aides	420	45.73	\$9.90	\$20,587	5.23	\$7.70	\$9.15	\$9.95	\$10.91	\$11.48	\$16,017	\$19,029	\$20,694	\$22,688	\$23,888
31-1012	Nursing aides, orderlies, and attendants	840	15.88	\$11.91	\$24,778	2.89	\$8.59	\$10.05	\$11.84	\$13.88	\$15.34	\$17,860	\$20,901	\$24,631	\$28,880	\$31,905
31-2011	Occupational therapist assistants	20	0.13	\$17.66	\$36,740	2.1	\$10.36	\$13.40	\$18.71	\$21.98	\$23.80	\$21,550	\$27,876	\$38,918	\$45,716	\$49,504
31-2021	Physical therapist assistants	#	#	\$19.27	\$40,076	3.37	\$13.53	\$15.13	\$20.39	\$23.07	\$24.53	\$28,137	\$31,479	\$42,402	\$47,977	\$51,017
31-9091	Dental assistants	160	19.87	\$15.50	\$32,242	9.46	\$12.33	\$13.08	\$14.34	\$15.90	\$21.72	\$25,650	\$27,210	\$29,836	\$33,080	\$45,184
31-9092	Medical assistants	190	26.24	\$14.19	\$29,517	2.51	\$11.21	\$12.63	\$13.92	\$15.21	\$18.40	\$23,320	\$26,276	\$28,948	\$31,641	\$38,264
31-9093	Medical equipment preparers	50	37.39	\$15.09	\$31,381	6.57	\$12.27	\$13.13	\$14.74	\$17.14	\$18.65	\$25,524	\$27,303	\$30,650	\$35,657	\$38,788
31-9094	Medical transcriptionists	30	20.22	\$16.61	\$34,547	5.1	\$13.18	\$14.54	\$16.61	\$18.52	\$19.66	\$27,421	\$30,239	\$34,552	\$38,521	\$40,903
31-9099	Healthcare support workers, all other	30	0.06	\$19.76	\$41,105	2.05	\$14.38	\$16.89	\$20.03	\$22.84	\$24.54	\$29,917	\$35,140	\$41,661	\$47,513	\$51,041
33-0000	Protective Service Occupations	1,570	9.82	\$19.23	\$39,990	5.56	\$8.41	\$10.45	\$18.39	\$25.20	\$34.68	\$17,493	\$21,739	\$38,256	\$52,408	\$72,129
33-1012	First-line supervisors/managers of police and detectives	70	12.27	\$37.07	\$77,102	4.74	\$27.98	\$33.12	\$37.27	\$42.97	\$48.28	\$58,208	\$68,889	\$77,518	\$89,371	\$100,430
33-1099	First-line supervisors/managers, protective service workers, all other	40	31.66	\$20.33	\$42,289	10.83	\$13.26	\$15.53	\$17.72	\$21.04	\$38.98	\$27,573	\$32,299	\$36,852	\$43,765	\$81,087
33-3021	Detectives and criminal investigators	40	9.07	\$27.81	\$57,838	5.65	\$19.32	\$24.67	\$28.02	\$31.29	\$37.28	\$40,177	\$51,318	\$58,282	\$65,084	\$77,534
33-3051	Police and sheriff's patrol officers	460	21.14	\$26.23	\$54,548	4.35	\$17.90	\$21.29	\$25.05	\$32.43	\$37.09	\$37,226	\$44,279	\$52,103	\$67,448	\$77,149
33-9011	Animal control workers	#	#	\$18.00	\$37,435	3.75	\$15.10	\$16.64	\$18.04	\$19.44	\$21.28	\$31,406	\$34,619	\$37,524	\$40,428	\$44,271
33-9021	Private detectives and investigators	30	44.95	\$18.79	\$39,081	8.09	\$10.46	\$12.60	\$16.14	\$20.41	\$35.75	\$21,760	\$26,209	\$33,581	\$42,460	\$74,367
33-9032	Security guards	370	17.69	\$11.95	\$24,853	12.27	\$7.36	\$8.48	\$10.34	\$13.27	\$20.61	\$15,312	\$17,634	\$21,498	\$27,596	\$42,875
33-9091	Crossing guards	110	41.96	\$10.89	\$22,654	3.85	\$7.98	\$9.25	\$10.69	\$11.87	\$14.67	\$16,599	\$19,235	\$22,233	\$24,698	\$30,505
33-9092	Lifeguards, ski patrol, and other recreational protective service workers	110	0.02	\$9.31	\$19,356	2.43	\$7.94	\$8.32	\$8.96	\$9.62	\$11.87	\$16,514	\$17,312	\$18,641	\$20,006	\$24,685
33-9099	Protective service workers, all other	90	6.37	\$10.74	\$22,333	1.94	\$8.00	\$8.64	\$9.77	\$12.66	\$14.98	\$16,646	\$17,972	\$20,312	\$26,336	\$31,169
35-0000	Food Preparation and Serving-Related Occupations	6,650	3	\$9.02	\$18,764	1.66	\$6.97	\$7.14	\$7.77	\$9.76	\$12.37	\$14,493	\$14,860	\$16,155	\$20,297	\$25,729
35-1012	First-line supervisors/managers of food preparation and serving workers	440	9.55	\$16.46	\$34,246	2.89	\$10.25	\$13.16	\$16.37	\$19.71	\$23.25	\$21,330	\$27,383	\$34,048	\$40,999	\$48,353

Data unavailable

Occupational Code	Occupational Title	Employment Estimate	Employment Percentage Relative Standard Error	Average Hourly Wage	Average Annual Wage	Wage Percentage Relative Standard Error	10th Percentile (Hourly)	25th Percentile (Hourly)	50th Percentile (Hourly)	75th Percentile (Hourly)	90th Percentile (Hourly)	10th Percentile (Annual)	25th Percentile (Annual)	50th Percentile (Annual)	75th Percentile (Annual)	90th Percentile (Annual)
35-2011	Cooks, fast food	#	#	\$7.32	\$15,234	5.19	\$6.92	\$7.02	\$7.19	\$7.55	\$7.83	\$14,391	\$14,605	\$14,963	\$15,698	\$16,283
35-2012	Cooks, institution and cafeteria	220	32.45	\$9.20	\$19,145	6.14	\$6.97	\$7.15	\$7.46	\$11.06	\$13.61	\$14,497	\$14,871	\$15,524	\$22,999	\$28,302
35-2014	Cooks, restaurant	620	17.94	\$9.65	\$20,080	2.5	\$7.30	\$8.34	\$9.59	\$10.88	\$12.01	\$15,178	\$17,344	\$19,950	\$22,621	\$24,975
35-2015	Cooks, short order	#	#	\$9.54	\$19,838	8.36	\$7.04	\$7.33	\$7.85	\$12.01	\$13.98	\$14,644	\$15,237	\$16,330	\$24,988	\$29,074
35-2021	Food preparation workers	620	20.41	\$8.71	\$18,118	2.52	\$7.02	\$7.27	\$7.97	\$9.64	\$11.60	\$14,593	\$15,125	\$16,582	\$20,044	\$24,132
35-3011	Bartenders	160	31.46	\$8.86	\$18,427	6.45	\$6.96	\$7.12	\$7.58	\$9.75	\$12.28	\$14,475	\$14,816	\$15,759	\$20,288	\$25,547
35-3021	Combined food preparation and serving workers, including fast food	2,040	11.81	\$8.15	\$16,961	2.54	\$6.96	\$7.11	\$7.64	\$8.83	\$10.05	\$14,468	\$14,797	\$15,883	\$18,372	\$20,899
35-3022	Counter attendants, cafeteria, food concession, and coffee shop	140	49.44	\$8.08	\$16,812	6.56	\$6.95	\$7.09	\$7.67	\$8.75	\$9.39	\$14,451	\$14,756	\$15,959	\$18,191	\$19,531
35-3031	Waiters and waitresses	1,410	5.85	\$8.34	\$17,344	4.18	\$6.93	\$7.05	\$7.32	\$9.08	\$11.48	\$14,412	\$14,658	\$15,216	\$18,890	\$23,873
35-3041	Food servers, nonrestaurant	110	21.14	\$10.03	\$20,872	3.94	\$8.16	\$8.71	\$9.63	\$11.12	\$12.35	\$16,972	\$18,118	\$20,027	\$23,122	\$25,692
35-9011	Dining room and cafeteria attendants and bartender helpers	150	9.73	\$7.90	\$16,437	3.59	\$6.93	\$7.05	\$7.40	\$8.33	\$9.44	\$14,412	\$14,659	\$15,398	\$17,329	\$19,634
35-9021	Dishwashers	220	28.25	\$8.00	\$16,649	2.87	\$6.99	\$7.21	\$7.72	\$8.71	\$9.46	\$14,544	\$14,995	\$16,059	\$18,125	\$19,679
35-9031	Hosts and hostesses, restaurant, lounge, and coffee shop	240	11.55	\$7.91	\$16,452	3.17	\$6.96	\$7.11	\$7.42	\$8.39	\$9.73	\$14,467	\$14,795	\$15,439	\$17,458	\$20,244
37-0000	Building and Grounds Cleaning and Maintenance Occupations	2,220	11.34	\$11.31	\$23,521	2.19	\$7.28	\$8.34	\$10.43	\$13.18	\$15.70	\$15,135	\$17,347	\$21,696	\$27,407	\$32,651
37-1011	First-line supervisors/managers of housekeeping and janitorial workers	40	15.17	\$19.79	\$41,171	3.59	\$13.03	\$16.69	\$19.43	\$23.14	\$27.82	\$27,098	\$34,723	\$40,408	\$48,130	\$57,865
37-1012	First-line supervisors/managers of landscaping, lawn service, and groundskeeping workers	70	21.56	\$23.00	\$47,843	7.05	\$15.61	\$17.38	\$24.08	\$28.03	\$30.45	\$32,475	\$36,149	\$50,083	\$58,304	\$63,336
37-2011	Janitors and cleaners, except maids and housekeeping cleaners	1,050	21.99	\$11.01	\$22,896	2.07	\$7.64	\$9.15	\$10.87	\$12.81	\$14.60	\$15,897	\$19,031	\$22,605	\$26,652	\$30,374
37-2012	Maids and housekeeping cleaners	380	13.27	\$8.89	\$18,482	3.56	\$7.00	\$7.28	\$8.39	\$10.10	\$11.92	\$14,559	\$15,140	\$17,460	\$21,002	\$24,789
37-3011	Landscaping and groundskeeping workers	650	10.09	\$11.10	\$23,096	6.34	\$7.33	\$8.08	\$9.73	\$13.53	\$15.95	\$15,253	\$16,797	\$20,240	\$28,141	\$33,173
39-0000	Personal Care and Service Occupations	1,370	16.1	\$10.28	\$21,384	2.9	\$7.23	\$8.01	\$9.37	\$11.57	\$14.21	\$15,048	\$16,666	\$19,498	\$24,066	\$29,551
39-1021	First-line supervisors/managers of personal service workers	70	26.04	\$14.98	\$31,153	5.32	\$10.70	\$11.83	\$13.23	\$14.99	\$26.41	\$22,253	\$24,614	\$27,527	\$31,183	\$54,930
39-2021	Nonfarm animal caretakers	100	38.94	\$9.08	\$18,894	5.19	\$7.14	\$7.77	\$8.64	\$9.53	\$11.64	\$14,859	\$16,170	\$17,969	\$19,831	\$24,219
39-3091	Amusement and recreation attendants	#	#	\$9.41	\$19,568	13.97	\$6.97	\$7.14	\$7.43	\$9.48	\$15.51	\$14,488	\$14,847	\$15,446	\$19,714	\$32,269
39-9011	Child care workers	#	#	\$8.72	\$18,135	7.54	\$7.02	\$7.39	\$8.32	\$9.23	\$11.63	\$14,594	\$15,381	\$17,302	\$19,193	\$24,182
39-9021	Personal and home care aides	270	30.08	\$9.81	\$20,399	2.53	\$7.79	\$8.48	\$10.06	\$11.21	\$12.06	\$16,201	\$17,641	\$20,916	\$23,307	\$25,079
39-9031	Fitness trainers and aerobics instructors	110	18.58	\$11.66	\$24,262	3.78	\$8.05	\$8.93	\$11.06	\$13.58	\$17.21	\$16,738	\$18,584	\$23,011	\$28,240	\$35,796

Data unavailable

Occupational Code	Occupational Title	Employment Estimate	Employment Percentage Relative Standard Error	Average Hourly Wage	Average Annual Wage	Wage Percentage Relative Standard Error	10th Percentile (Hourly)	25th Percentile (Hourly)	50th Percentile (Hourly)	75th Percentile (Hourly)	90th Percentile (Hourly)	10th Percentile (Annual)	25th Percentile (Annual)	50th Percentile (Annual)	75th Percentile (Annual)	90th Percentile (Annual)
39-9032	Recreation workers	130	37.55	\$12.93	\$26,897	4.23	\$8.12	\$9.68	\$11.37	\$15.61	\$20.76	\$16,891	\$20,140	\$23,647	\$32,479	\$43,171
39-9099	Personal care and service workers, all other	140	26.39	\$11.51	\$23,941	12.21	\$8.22	\$9.02	\$10.56	\$12.32	\$17.92	\$17,101	\$18,753	\$21,975	\$25,616	\$37,270
41-0000	Sales and Related Occupations	7,210	4.06	\$16.64	\$34,620	3.76	\$7.28	\$8.66	\$12.70	\$19.28	\$32.84	\$15,136	\$18,011	\$26,420	\$40,111	\$68,307
41-1011	First-line supervisors/managers of retail sales workers	520	9.6	\$20.11	\$41,828	5.97	\$9.93	\$12.22	\$16.49	\$24.67	\$33.26	\$20,660	\$25,419	\$34,304	\$51,308	\$69,184
41-1012	First-line supervisors/managers of non-retail sales workers	60	18.16	\$30.19	\$62,802	6.74	\$17.93	\$21.88	\$27.38	\$38.99	\$47.64	\$37,302	\$45,509	\$56,957	\$81,096	\$99,099
41-2011	Cashiers	1,750	8.74	\$9.14	\$19,016	2.45	\$7.03	\$7.34	\$8.29	\$9.92	\$11.83	\$14,628	\$15,266	\$17,250	\$20,633	\$24,616
41-2021	Counter and rental clerks	360	18.88	\$12.51	\$26,031	8.05	\$7.12	\$7.52	\$10.21	\$16.50	\$20.62	\$14,805	\$15,647	\$21,242	\$34,327	\$42,887
41-2022	Parts salespersons	110	20.14	\$15.24	\$31,708	5.66	\$9.29	\$10.85	\$14.72	\$18.36	\$22.58	\$19,323	\$22,578	\$30,621	\$38,196	\$46,960
41-2031	Retail salespersons	2,060	8.53	\$13.61	\$28,316	4.78	\$7.23	\$8.45	\$11.33	\$16.73	\$22.45	\$15,035	\$17,575	\$23,569	\$34,789	\$46,703
41-3011	Advertising sales agents	#	#	\$18.85	\$39,213	10.1	\$10.93	\$13.90	\$17.03	\$19.30	\$26.16	\$22,733	\$28,904	\$35,415	\$40,149	\$54,418
41-3021	Insurance sales agents	120	46.1	\$23.78	\$49,471	26.45	\$12.66	\$13.64	\$16.16	\$37.11	\$42.11	\$26,324	\$28,370	\$33,614	\$77,185	\$87,585
41-3031	Securities, commodities, and financial services sales agents	100	17.69	\$37.62	\$78,254	27.92	\$13.34	\$15.48	\$29.65	\$36.30	#	\$27,753	\$32,199	\$61,678	\$75,502	#
41-3041	Travel agents	#	#	\$16.18	\$33,651	5.77	\$12.76	\$14.53	\$16.56	\$17.98	\$19.16	\$26,536	\$30,231	\$34,453	\$37,391	\$39,851
41-3099	Sales representatives, services, all other	180	19.37	\$27.24	\$56,666	10.03	\$11.68	\$16.26	\$22.44	\$38.30	\$45.70	\$24,285	\$33,828	\$46,675	\$79,671	\$95,059
41-4011	Sales representatives, wholesale and manufacturing, technical and scientific products	120	43.28	\$29.28	\$60,908	7.03	\$16.00	\$18.06	\$28.04	\$38.36	\$47.17	\$33,281	\$37,560	\$58,327	\$79,797	\$98,116
41-4012	Sales representatives, wholesale and manufacturing, except technical and scientific products	1,520	12.35	\$23.96	\$49,837	9.69	\$11.95	\$13.47	\$18.08	\$32.63	\$44.17	\$24,848	\$28,015	\$37,597	\$67,878	\$91,872
41-9022	Real estate sales agents	#	#	\$16.19	\$33,672	7.26	\$12.64	\$13.30	\$14.39	\$15.52	\$24.12	\$26,297	\$27,663	\$29,939	\$32,277	\$50,175
41-9031	Sales engineers	20	32.33	\$39.85	\$82,880	10.9	\$25.54	\$27.99	\$40.61	\$52.70	\$59.00	\$53,127	\$58,227	\$84,476	\$109,624	\$122,727
41-9041	Telemarketers	#	#	\$8.91	\$18,525	12.19	\$6.95	\$7.11	\$7.36	\$9.37	\$12.48	\$14,461	\$14,781	\$15,314	\$19,486	\$25,957
41-9099	Sales and related workers, all other	70	24.01	\$19.42	\$40,402	6.2	\$10.38	\$13.13	\$16.75	\$25.16	\$31.89	\$21,597	\$27,316	\$34,832	\$52,331	\$66,330
43-0000	Office and Administrative Support Occupations	13,460	5.31	\$14.03	\$29,192	1.76	\$8.19	\$10.19	\$13.03	\$16.58	\$21.65	\$17,034	\$21,203	\$27,108	\$34,488	\$45,030
43-1011	First-line supervisors/managers of office and administrative support workers	580	8	\$19.46	\$40,487	3.64	\$10.79	\$13.21	\$16.88	\$24.20	\$31.00	\$22,438	\$27,478	\$35,102	\$50,330	\$64,477
43-2011	Switchboard operators, including answering service	70	14.5	\$11.14	\$23,171	5.98	\$7.33	\$9.19	\$11.29	\$13.33	\$14.84	\$15,240	\$19,111	\$23,487	\$27,737	\$30,868
43-3011	Bill and account collectors	160	3.26	\$16.48	\$34,283	2.86	\$12.18	\$13.18	\$14.84	\$18.36	\$24.95	\$25,329	\$27,404	\$30,860	\$38,179	\$51,887
43-3021	Billing and posting clerks and machine operators	370	15.33	\$14.41	\$29,976	2.25	\$11.12	\$12.67	\$14.01	\$15.41	\$18.42	\$23,140	\$26,360	\$29,147	\$32,048	\$38,322
43-3031	Bookkeeping, accounting, and auditing clerks	1,220	11.36	\$14.48	\$30,118	3.43	\$9.76	\$11.11	\$13.36	\$16.88	\$21.99	\$20,296	\$23,113	\$27,784	\$35,115	\$45,748
43-3051	Payroll and timekeeping clerks	70	10.14	\$17.07	\$35,505	3.05	\$12.22	\$14.20	\$16.80	\$19.87	\$23.02	\$25,426	\$29,538	\$34,951	\$41,334	\$47,872
43-3061	Procurement clerks	40	33.35	\$16.97	\$35,289	5.29	\$10.95	\$13.02	\$16.24	\$20.70	\$25.11	\$22,774	\$27,075	\$33,786	\$43,046	\$52,235

Data unavailable

Occupational Code	Occupational Title	Employment Estimate	Employment Percentage Relative Standard Error	Average Hourly Wage	Average Annual Wage	Wage Percentage Relative Standard Error	10th Percentile (Hourly)	25th Percentile (Hourly)	50th Percentile (Hourly)	75th Percentile (Hourly)	90th Percentile (Hourly)	10th Percentile (Annual)	25th Percentile (Annual)	50th Percentile (Annual)	75th Percentile (Annual)	90th Percentile (Annual)
43-3071	Tellers	460	13.75	\$11.16	\$23,222	4.37	\$8.53	\$9.57	\$11.15	\$12.75	\$14.19	\$17,751	\$19,900	\$23,190	\$26,526	\$29,521
43-4031	Court, municipal, and license clerks	310	9.35	\$14.34	\$29,836	4.93	\$9.30	\$10.96	\$14.01	\$17.25	\$19.75	\$19,338	\$22,800	\$29,133	\$35,877	\$41,075
43-4041	Credit authorizers, checkers, and clerks	70	16.9	\$16.18	\$33,648	8.82	\$10.43	\$11.78	\$15.58	\$18.77	\$24.88	\$21,704	\$24,508	\$32,410	\$39,035	\$51,746
43-4051	Customer service representatives	2,220	22.27	\$11.99	\$24,937	8.22	\$7.71	\$8.44	\$10.33	\$13.88	\$18.22	\$16,028	\$17,558	\$21,494	\$28,875	\$37,899
43-4071	File clerks	120	28.74	#	#	#	#	#	#	#	#	#	#	#	#	#
43-4081	Hotel, motel, and resort desk clerks	90	2.86	\$8.79	\$18,293	2.5	\$7.18	\$7.63	\$8.56	\$9.70	\$11.18	\$14,938	\$15,874	\$17,810	\$20,172	\$23,246
43-4131	Loan interviewers and clerks	80	37.83	\$14.31	\$29,767	6.13	\$9.44	\$11.99	\$14.34	\$16.65	\$19.15	\$19,636	\$24,948	\$29,835	\$34,622	\$39,829
43-4141	New accounts clerks	130	40.88	\$12.87	\$26,764	9.68	\$8.76	\$10.60	\$12.76	\$14.40	\$18.00	\$18,218	\$22,047	\$26,546	\$29,951	\$37,445
43-4151	Order clerks	80	17.82	\$13.55	\$28,192	3.47	\$9.76	\$11.60	\$13.34	\$15.75	\$18.12	\$20,304	\$24,120	\$27,754	\$32,752	\$37,686
43-4161	Human resources assistants, except payroll and timekeeping	50	12.27	\$16.19	\$33,686	2.64	\$9.83	\$11.70	\$15.29	\$21.10	\$24.06	\$20,443	\$24,328	\$31,806	\$43,897	\$50,049
43-4171	Receptionists and information clerks	530	16.57	\$11.14	\$23,180	2.79	\$7.26	\$9.19	\$11.11	\$12.88	\$14.66	\$15,097	\$19,113	\$23,101	\$26,783	\$30,492
43-4199	Information and record clerks, all other	130	16.12	\$14.46	\$30,086	5.08	\$9.19	\$11.98	\$14.15	\$16.94	\$18.87	\$19,116	\$24,921	\$29,423	\$35,242	\$39,253
43-5021	Couriers and messengers	20	20	\$11.06	\$23,006	5.02	\$7.70	\$8.37	\$9.58	\$13.84	\$15.85	\$16,006	\$17,411	\$19,924	\$28,793	\$32,968
43-5032	Dispatchers, except police, fire, and ambulance	150	20.58	\$17.25	\$35,889	8.3	\$9.81	\$11.31	\$14.50	\$22.75	\$29.97	\$20,398	\$23,524	\$30,154	\$47,324	\$62,345
43-5041	Meter readers, utilities	60	29.6	\$19.55	\$40,666	10.5	\$12.90	\$15.64	\$19.71	\$24.18	\$27.01	\$26,838	\$32,537	\$40,991	\$50,301	\$56,180
43-5051	Postal service clerks	60	0.02	\$21.26	\$44,214	#	\$19.31	\$20.18	\$21.62	\$23.06	\$23.92	\$40,168	\$41,967	\$44,965	\$47,962	\$49,761
43-5052	Postal service mail carriers	220	0	\$20.55	\$42,734	#	\$16.24	\$18.27	\$20.81	\$23.01	\$24.33	\$33,775	\$37,992	\$43,283	\$47,861	\$50,607
43-5053	Postal service mail sorters, processors, and processing machine operators	40	0.02	\$14.30	\$29,749	#	\$8.58	\$10.07	\$12.54	\$20.16	\$22.76	\$17,836	\$20,952	\$26,087	\$41,930	\$47,348
43-5061	Production, planning, and expediting clerks	140	38.34	\$22.39	\$46,561	3.02	\$14.05	\$16.92	\$21.83	\$27.88	\$30.85	\$29,216	\$35,194	\$45,397	\$57,993	\$64,170
43-5071	Shipping, receiving, and traffic clerks	340	14.67	\$13.56	\$28,212	2.39	\$8.82	\$10.52	\$13.10	\$16.75	\$19.26	\$18,344	\$21,881	\$27,258	\$34,843	\$40,056
43-5081	Stock clerks and order fillers	1,050	9.89	\$12.51	\$26,030	4.93	\$7.87	\$9.17	\$11.39	\$16.23	\$18.60	\$16,360	\$19,067	\$23,685	\$33,764	\$38,687
43-5111	Weighers, measurers, checkers, and samplers, recordkeeping	70	30.14	\$13.86	\$28,829	6.67	\$10.12	\$11.13	\$13.62	\$16.62	\$18.45	\$21,040	\$23,148	\$28,333	\$34,565	\$38,367
43-6011	Executive secretaries and administrative assistants	920	14.58	\$18.85	\$39,214	3.73	\$12.17	\$13.78	\$17.70	\$22.35	\$28.35	\$25,318	\$28,654	\$36,818	\$46,493	\$58,963
43-6013	Medical secretaries	#	#	\$12.47	\$25,939	11.55	\$6.98	\$7.18	\$13.02	\$14.59	\$17.66	\$14,525	\$14,940	\$27,087	\$30,337	\$36,726
43-6014	Secretaries, except legal, medical, and executive	1,260	6.71	\$13.29	\$27,633	1.42	\$9.47	\$10.97	\$13.09	\$15.29	\$18.11	\$19,691	\$22,813	\$27,231	\$31,808	\$37,670
43-9011	Computer operators	20	11.69	\$15.01	\$31,222	4.42	\$12.73	\$13.38	\$14.47	\$15.88	\$18.97	\$26,475	\$27,834	\$30,098	\$33,021	\$39,465
43-9021	Data entry keyers	50	20.02	\$13.05	\$27,142	3.49	\$9.70	\$10.91	\$12.78	\$14.68	\$17.02	\$20,173	\$22,692	\$26,592	\$30,530	\$35,408
43-9041	Insurance claims and policy processing clerks	160	39.22	\$19.30	\$40,136	8.29	\$14.18	\$16.72	\$19.02	\$22.52	\$24.64	\$29,495	\$34,775	\$39,570	\$46,835	\$51,244
43-9051	Mail clerks and mail machine operators, except postal service	10	18.09	\$12.08	\$25,128	4.26	\$7.87	\$9.31	\$12.75	\$14.29	\$15.22	\$16,375	\$19,356	\$26,527	\$29,731	\$31,654

Data unavailable

Occupational Code	Occupational Title	Employment Estimate	Employment Percentage Relative Standard Error	Average Hourly Wage	Average Annual Wage	Wage Percentage Relative Standard Error	10th Percentile (Hourly)	25th Percentile (Hourly)	50th Percentile (Hourly)	75th Percentile (Hourly)	90th Percentile (Hourly)	10th Percentile (Annual)	25th Percentile (Annual)	50th Percentile (Annual)	75th Percentile (Annual)	90th Percentile (Annual)
43-9061	Office clerks, general	1,590	11.97	\$11.70	\$24,329	2.16	\$7.45	\$9.07	\$11.26	\$13.67	\$16.28	\$15,505	\$18,869	\$23,418	\$28,439	\$33,854
43-9071	Office machine operators, except computer	30	31.57	\$11.28	\$23,463	10.98	\$8.16	\$8.88	\$9.94	\$13.59	\$16.93	\$16,969	\$18,462	\$20,681	\$28,263	\$35,210
45-0000	Farming, Fishing, and Forestry Occupations	290	14.02	\$12.85	\$26,730	8.43	\$7.08	\$7.52	\$11.16	\$16.68	\$22.32	\$14,727	\$15,641	\$23,211	\$34,699	\$46,422
45-1011	First-line supervisors/managers of farming, fishing, and forestry workers	10	10.67	\$22.62	\$47,050	7.09	\$16.66	\$17.93	\$19.90	\$27.36	\$32.56	\$34,652	\$37,284	\$41,402	\$56,899	\$67,725
45-2011	Agricultural inspectors	50	6.04	\$21.10	\$43,880	4.17	\$13.82	\$19.11	\$21.72	\$24.16	\$27.98	\$28,738	\$39,755	\$45,171	\$50,257	\$58,204
45-2092	Farmworkers and laborers, crop, nursery, and greenhouse	110	24.39	\$7.65	\$15,915	5.58	\$6.94	\$7.08	\$7.30	\$7.72	\$9.08	\$14,436	\$14,719	\$15,190	\$16,053	\$18,895
45-2093	Farmworkers, farm and ranch animals	60	17.59	\$11.78	\$24,512	7.34	\$8.15	\$9.31	\$11.04	\$14.51	\$17.40	\$16,953	\$19,372	\$22,967	\$30,171	\$36,188
47-0000	Construction and Extraction Occupations	8,010	4.64	\$18.13	\$37,704	1.86	\$10.81	\$13.30	\$16.79	\$21.59	\$27.84	\$22,490	\$27,656	\$34,932	\$44,900	\$57,901
47-1011	First-line supervisors/managers of construction trades and extraction workers	830	13.43	\$27.12	\$56,406	2.84	\$16.54	\$20.25	\$27.08	\$33.28	\$38.48	\$34,407	\$42,130	\$56,330	\$69,215	\$80,043
47-2021	Brickmasons and blockmasons	210	28.99	\$21.16	\$44,004	2.77	\$14.90	\$19.69	\$21.71	\$23.73	\$25.52	\$30,988	\$40,958	\$45,163	\$49,366	\$53,080
47-2031	Carpenters	820	18.66	\$18.94	\$39,388	5.27	\$12.07	\$14.57	\$17.41	\$22.03	\$25.78	\$25,108	\$30,297	\$36,210	\$45,815	\$53,613
47-2051	Cement masons and concrete finishers	500	31.01	\$16.49	\$34,297	6.5	\$10.76	\$12.53	\$16.68	\$19.10	\$23.61	\$22,373	\$26,070	\$34,689	\$39,730	\$49,100
47-2061	Construction laborers	1,100	22.56	\$13.65	\$28,389	3.4	\$8.87	\$11.07	\$13.64	\$16.05	\$18.45	\$18,448	\$23,034	\$28,367	\$33,387	\$38,368
47-2071	Paving, surfacing, and tamping equipment operators	60	21.78	\$19.02	\$39,569	2.95	\$16.10	\$17.08	\$18.72	\$21.12	\$23.37	\$33,478	\$35,527	\$38,941	\$43,938	\$48,605
47-2073	Operating engineers and other construction equipment operators	640	15.67	\$21.39	\$44,482	3.69	\$14.03	\$17.17	\$20.87	\$23.93	\$31.85	\$29,181	\$35,716	\$43,410	\$49,778	\$66,246
47-2081	Drywall and ceiling tile installers	110	4.36	\$17.67	\$36,749	6.14	\$12.46	\$14.93	\$17.41	\$19.85	\$23.74	\$25,922	\$31,045	\$36,203	\$41,287	\$49,387
47-2082	Tapers	40	26.52	\$16.91	\$35,170	4.87	\$11.75	\$15.37	\$16.97	\$18.56	\$21.37	\$24,441	\$31,962	\$35,291	\$38,608	\$44,455
47-2111	Electricians	440	8.21	\$16.66	\$34,646	6.92	\$9.34	\$12.59	\$16.09	\$20.78	\$24.85	\$19,421	\$26,179	\$33,473	\$43,222	\$51,686
47-2141	Painters, construction and maintenance	220	4.33	\$15.52	\$32,286	5.16	\$10.92	\$12.72	\$14.52	\$17.47	\$20.80	\$22,712	\$26,451	\$30,195	\$36,343	\$43,259
47-2151	Pipelayers	150	40.26	\$18.86	\$39,224	4.51	\$13.83	\$16.76	\$19.35	\$21.83	\$23.65	\$28,771	\$34,866	\$40,249	\$45,410	\$49,188
47-2152	Plumbers, pipefitters, and steamfitters	360	19.75	\$19.42	\$40,403	3.93	\$14.30	\$16.02	\$17.94	\$21.77	\$26.92	\$29,737	\$33,331	\$37,317	\$45,276	\$55,995
47-2181	Roofers	240	8.72	\$13.92	\$28,964	3.68	\$8.75	\$10.39	\$13.29	\$16.20	\$20.92	\$18,198	\$21,605	\$27,644	\$33,701	\$43,505
47-2211	Sheet metal workers	#	#	\$17.44	\$36,279	11.05	\$11.68	\$13.22	\$16.65	\$21.47	\$25.58	\$24,288	\$27,487	\$34,642	\$44,664	\$53,203
47-2221	Structural iron and steel workers	50	46.11	\$17.00	\$35,367	7.48	\$11.09	\$13.12	\$16.25	\$19.22	\$23.45	\$23,066	\$27,293	\$33,798	\$39,979	\$48,772
47-3011	Helpers--brickmasons, blockmasons, stonemasons, and tile and marble setters	120	16.05	\$12.71	\$26,442	2.13	\$10.51	\$11.52	\$12.48	\$13.84	\$15.54	\$21,852	\$23,965	\$25,949	\$28,792	\$32,317
47-3012	Helpers--carpenters	#	#	\$11.45	\$23,812	2.73	\$10.02	\$10.52	\$11.35	\$12.24	\$13.84	\$20,844	\$21,878	\$23,602	\$25,453	\$28,788
47-3015	Helpers--pipelayers, plumbers, pipefitters, and steamfitters	#	#	\$13.11	\$27,269	6.33	\$10.22	\$11.06	\$12.43	\$14.98	\$17.62	\$21,260	\$23,010	\$25,846	\$31,155	\$36,644
47-4011	Construction and building inspectors	110	48.11	\$21.61	\$44,949	2.67	\$16.05	\$17.46	\$20.33	\$25.46	\$29.78	\$33,376	\$36,316	\$42,276	\$52,956	\$61,935

Data unavailable

Occupational Code	Occupational Title	Employment Estimate	Employment Percentage Relative Standard Error	Average Hourly Wage	Average Annual Wage	Wage Percentage Relative Standard Error	10th Percentile (Hourly)	25th Percentile (Hourly)	50th Percentile (Hourly)	75th Percentile (Hourly)	90th Percentile (Hourly)	10th Percentile (Annual)	25th Percentile (Annual)	50th Percentile (Annual)	75th Percentile (Annual)	90th Percentile (Annual)
47-4051	Highway maintenance workers	110	29.88	\$17.45	\$36,297	2.78	\$13.48	\$15.03	\$17.25	\$19.38	\$22.46	\$28,044	\$31,258	\$35,882	\$40,307	\$46,713
47-4071	Septic tank servicers and sewer pipe cleaners	#	#	\$20.04	\$41,690	10.96	\$12.07	\$14.51	\$19.23	\$25.95	\$29.67	\$25,105	\$30,188	\$39,988	\$53,972	\$61,718
47-5011	Derrick operators, oil and gas	#	#	\$20.76	\$43,185	18	\$12.61	\$13.87	\$16.62	\$30.05	\$34.48	\$26,232	\$28,859	\$34,579	\$62,496	\$71,720
47-5013	Service unit operators, oil, gas, and mining	#	#	\$21.55	\$44,818	5.35	\$12.36	\$14.37	\$17.44	\$21.69	\$31.36	\$25,700	\$29,881	\$36,280	\$45,110	\$65,219
47-5071	Roustabouts, oil and gas	740	34.59	\$14.88	\$30,960	7.61	\$9.91	\$11.74	\$14.34	\$17.26	\$19.75	\$20,620	\$24,419	\$29,833	\$35,911	\$41,084
49-0000	Installation, Maintenance, and Repair Occupations	3,330	7.74	\$18.96	\$39,441	2	\$9.93	\$13.77	\$17.78	\$23.43	\$29.20	\$20,647	\$28,639	\$36,975	\$48,726	\$60,745
49-1011	First-line supervisors/managers of mechanics, installers, and repairers	270	13.64	\$28.84	\$59,979	4.65	\$14.32	\$20.82	\$27.51	\$36.60	\$46.76	\$29,792	\$43,311	\$57,215	\$76,129	\$97,270
49-2011	Computer, automated teller, and office machine repairers	40	45.07	\$16.09	\$33,472	9.17	\$7.32	\$12.83	\$14.98	\$19.88	\$25.66	\$15,233	\$26,679	\$31,161	\$41,356	\$53,374
49-2022	Telecommunications equipment installers and repairers, except line installers	#	#	\$24.93	\$51,851	13.4	\$17.64	\$20.81	\$26.46	\$28.73	\$30.09	\$36,688	\$43,282	\$55,034	\$59,757	\$62,591
49-2094	Electrical and electronics repairers, commercial and industrial equipment	#	#	\$24.98	\$51,950	3.8	\$17.72	\$22.19	\$26.12	\$29.04	\$30.92	\$36,859	\$46,165	\$54,331	\$60,413	\$64,305
49-3011	Aircraft mechanics and service technicians	40	12.79	\$22.17	\$46,105	5.13	\$14.78	\$17.44	\$22.09	\$26.47	\$28.92	\$30,737	\$36,279	\$45,940	\$55,056	\$60,146
49-3021	Automotive body and related repairers	80	17.85	\$23.77	\$49,433	9.12	\$13.64	\$17.25	\$21.42	\$27.64	\$41.75	\$28,379	\$35,877	\$44,544	\$57,494	\$86,849
49-3023	Automotive service technicians and mechanics	490	9.95	\$17.35	\$36,079	2.95	\$9.96	\$13.48	\$16.75	\$20.55	\$26.37	\$20,720	\$28,043	\$34,840	\$42,735	\$54,841
49-3031	Bus and truck mechanics and diesel engine specialists	220	21.53	\$18.07	\$37,581	2.07	\$13.69	\$15.95	\$17.69	\$19.62	\$23.24	\$28,484	\$33,171	\$36,791	\$40,808	\$48,346
49-3041	Farm equipment mechanics	40	22.57	\$17.76	\$36,937	3.83	\$13.69	\$15.55	\$17.38	\$20.28	\$22.98	\$28,468	\$32,336	\$36,147	\$42,180	\$47,798
49-3042	Mobile heavy equipment mechanics, except engines	150	46.23	\$17.15	\$35,668	3.34	\$10.24	\$13.78	\$16.92	\$20.85	\$24.05	\$21,291	\$28,664	\$35,198	\$43,370	\$50,019
49-3053	Outdoor power equipment and other small engine mechanics	#	#	\$13.28	\$27,622	10.27	\$10.10	\$11.00	\$12.82	\$15.52	\$17.89	\$21,007	\$22,878	\$26,676	\$32,279	\$37,216
49-3093	Tire repairers and changers	90	49.12	\$12.61	\$26,227	13.69	\$9.32	\$10.01	\$11.08	\$15.90	\$17.89	\$19,392	\$20,831	\$23,040	\$33,080	\$37,215
49-9021	Heating, air conditioning, and refrigeration mechanics and installers	#	#	\$19.37	\$40,296	7.79	\$16.13	\$16.97	\$18.36	\$19.71	\$26.10	\$33,551	\$35,302	\$38,179	\$40,990	\$54,282
49-9041	Industrial machinery mechanics	290	6.68	\$22.42	\$46,632	5.14	\$15.31	\$17.65	\$21.99	\$26.94	\$30.33	\$31,837	\$36,717	\$45,735	\$56,029	\$63,082
49-9042	Maintenance and repair workers, general	610	10.52	\$14.25	\$29,640	2.77	\$7.27	\$8.71	\$13.79	\$17.94	\$22.73	\$15,126	\$18,123	\$28,689	\$37,321	\$47,274
49-9043	Maintenance workers, machinery	50	46.73	\$15.84	\$32,944	7.11	\$7.41	\$9.92	\$15.45	\$21.59	\$24.45	\$15,408	\$20,643	\$32,141	\$44,913	\$50,853
49-9051	Electrical power-line installers and repairers	60	39.64	\$25.39	\$52,817	18.37	\$11.73	\$19.95	\$26.50	\$33.54	\$37.16	\$24,406	\$41,489	\$55,112	\$69,772	\$77,287
49-9052	Telecommunications line installers and repairers	70	40.3	\$16.06	\$33,400	3.15	\$10.55	\$11.77	\$15.78	\$19.09	\$22.86	\$21,949	\$24,473	\$32,822	\$39,706	\$47,554
49-9062	Medical equipment repairers	#	#	\$23.03	\$47,894	7.19	\$19.54	\$20.63	\$22.44	\$24.26	\$29.48	\$40,642	\$42,906	\$46,679	\$50,453	\$61,317
49-9098	Helpers--installation, maintenance, and repair workers	40	30.09	\$14.30	\$29,739	7.31	\$9.08	\$11.43	\$13.47	\$16.13	\$22.21	\$18,895	\$23,766	\$28,010	\$33,552	\$46,188

Data unavailable

Occupational Code	Occupational Title	Employment Estimate	Employment Percentage Relative Standard Error	Average Hourly Wage	Average Annual Wage	Wage Percentage Relative Standard Error	10th Percentile (Hourly)	25th Percentile (Hourly)	50th Percentile (Hourly)	75th Percentile (Hourly)	90th Percentile (Hourly)	10th Percentile (Annual)	25th Percentile (Annual)	50th Percentile (Annual)	75th Percentile (Annual)	90th Percentile (Annual)
49-9099	Installation, maintenance, and repair workers, all other	140	42.04	\$16.20	\$33,704	7.07	\$9.83	\$13.01	\$15.60	\$19.73	\$23.35	\$20,450	\$27,070	\$32,441	\$41,037	\$48,571
51-0000	Production Occupations	7,340	11	\$14.76	\$30,707	2.23	\$9.51	\$10.97	\$13.61	\$17.46	\$22.29	\$19,780	\$22,814	\$28,315	\$36,323	\$46,355
51-1011	First-line supervisors/managers of production and operating workers	450	15.47	\$23.95	\$49,810	2.45	\$16.07	\$18.41	\$22.53	\$28.86	\$33.74	\$33,434	\$38,287	\$46,857	\$60,023	\$70,169
51-2022	Electrical and electronic equipment assemblers	30	28.36	\$15.07	\$31,340	11.48	\$10.03	\$11.00	\$12.69	\$15.13	\$30.70	\$20,853	\$22,884	\$26,393	\$31,464	\$63,848
51-2041	Structural metal fabricators and fitters	90	36.81	\$14.98	\$31,152	12.26	\$8.36	\$10.74	\$16.34	\$18.20	\$19.49	\$17,384	\$22,348	\$33,997	\$37,856	\$40,531
51-2092	Team assemblers	580	13.26	\$12.04	\$25,044	3.18	\$7.56	\$9.45	\$11.66	\$14.32	\$17.20	\$15,723	\$19,651	\$24,248	\$29,781	\$35,781
51-2099	Assemblers and fabricators, all other	#	#	\$10.54	\$21,926	3.89	\$7.58	\$9.33	\$10.66	\$11.71	\$12.64	\$15,762	\$19,397	\$22,163	\$24,356	\$26,301
51-3011	Bakers	60	18	\$11.12	\$23,131	8.66	\$7.08	\$7.40	\$10.28	\$14.73	\$17.01	\$14,722	\$15,386	\$21,382	\$30,641	\$35,382
51-3021	Butchers and meat cutters	60	34.13	\$12.72	\$26,464	4.73	\$7.28	\$8.89	\$11.73	\$16.81	\$19.18	\$15,140	\$18,493	\$24,397	\$34,966	\$39,886
51-3023	Slaughterers and meat packers	320	21.42	\$11.41	\$23,731	2.84	\$9.84	\$10.39	\$11.30	\$12.26	\$14.14	\$20,467	\$21,607	\$23,507	\$25,495	\$29,403
51-4011	Computer-controlled machine tool operators, metal and plastic	#	#	\$12.27	\$25,516	9.65	\$8.41	\$9.64	\$10.86	\$12.08	\$18.94	\$17,483	\$20,059	\$22,582	\$25,124	\$39,392
51-4012	Numerical tool and process control programmers	#	#	\$22.67	\$47,147	6.02	\$15.69	\$18.91	\$21.84	\$26.98	\$30.47	\$32,645	\$39,338	\$45,432	\$56,121	\$63,368
51-4031	Cutting, punching, and press machine setters, operators, and tenders, metal and plastic	110	9.47	\$14.78	\$30,740	3.22	\$10.68	\$12.60	\$14.41	\$16.90	\$19.45	\$22,217	\$26,217	\$29,963	\$35,152	\$40,453
51-4033	Grinding, lapping, polishing, and buffing machine tool setters, operators, and tenders, metal and plastic	20	0.09	\$13.08	\$27,213	2.03	\$9.64	\$11.23	\$13.08	\$14.92	\$17.01	\$20,055	\$23,365	\$27,198	\$31,039	\$35,389
51-4034	Lathe and turning machine tool setters, operators, and tenders, metal and plastic	#	#	\$16.59	\$34,515	2.72	\$12.95	\$14.17	\$16.08	\$18.40	\$21.49	\$26,940	\$29,480	\$33,452	\$38,275	\$44,709
51-4041	Machinists	170	11.91	\$17.59	\$36,578	3.62	\$12.48	\$14.73	\$17.14	\$19.77	\$24.14	\$25,958	\$30,637	\$35,646	\$41,113	\$50,208
51-4072	Molding, coremaking, and casting machine setters, operators, and tenders, metal and plastic	110	16.86	\$16.81	\$34,969	3.1	\$12.09	\$13.38	\$16.08	\$20.44	\$23.36	\$25,140	\$27,837	\$33,453	\$42,517	\$48,579
51-4081	Multiple machine tool setters, operators, and tenders, metal and plastic	#	#	\$11.93	\$24,804	4.61	\$8.57	\$9.73	\$11.12	\$13.13	\$16.84	\$17,819	\$20,247	\$23,125	\$27,308	\$35,017
51-4121	Welders, cutters, solderers, and brazers	390	15	\$17.48	\$36,358	2.76	\$12.43	\$14.17	\$16.73	\$20.85	\$24.23	\$25,855	\$29,483	\$34,806	\$43,374	\$50,389
51-4122	Welding, soldering, and brazing machine setters, operators, and tenders	30	33.63	\$16.56	\$34,440	2.53	\$11.03	\$14.94	\$17.10	\$18.91	\$20.91	\$22,936	\$31,067	\$35,575	\$39,341	\$43,498
51-4199	Metal workers and plastic workers, all other	20	16.27	\$11.69	\$24,321	4.35	\$9.51	\$10.32	\$11.62	\$13.32	\$14.58	\$19,786	\$21,473	\$24,179	\$27,714	\$30,323
51-5011	Bindery workers	40	18.27	\$14.01	\$29,137	9.92	\$7.82	\$9.24	\$13.60	\$17.50	\$21.69	\$16,274	\$19,218	\$28,288	\$36,405	\$45,113
51-5022	Prepress technicians and workers	20	21.53	\$17.66	\$36,741	5.72	\$12.18	\$13.80	\$18.60	\$20.93	\$22.36	\$25,333	\$28,701	\$38,694	\$43,542	\$46,511
51-5023	Printing machine operators	130	8.98	\$16.62	\$34,574	3.45	\$9.94	\$11.41	\$16.67	\$20.62	\$24.91	\$20,669	\$23,729	\$34,683	\$42,885	\$51,802
51-6011	Laundry and dry-cleaning workers	30	35.61	\$9.26	\$19,257	7.4	\$7.42	\$7.84	\$8.50	\$9.58	\$13.62	\$15,436	\$16,305	\$17,689	\$19,935	\$28,332
51-6031	Sewing machine operators	#	#	\$10.47	\$21,787	5.18	\$9.11	\$9.51	\$10.23	\$10.98	\$12.57	\$18,954	\$19,771	\$21,273	\$22,845	\$26,147

Data unavailable

Occupational Code	Occupational Title	Employment Estimate	Employment Percentage Relative Standard Error	Average Hourly Wage	Average Annual Wage	Wage Percentage Relative Standard Error	10th Percentile (Hourly)	25th Percentile (Hourly)	50th Percentile (Hourly)	75th Percentile (Hourly)	90th Percentile (Hourly)	10th Percentile (Annual)	25th Percentile (Annual)	50th Percentile (Annual)	75th Percentile (Annual)	90th Percentile (Annual)
51-7011	Cabinetmakers and bench carpenters	160	4.19	\$13.33	\$27,733	2.79	\$9.99	\$11.10	\$12.99	\$14.91	\$17.86	\$20,788	\$23,081	\$27,026	\$31,004	\$37,146
51-7021	Furniture finishers	#	#	\$14.25	\$29,639	11.39	\$8.33	\$10.35	\$14.49	\$16.86	\$19.70	\$17,321	\$21,536	\$30,143	\$35,078	\$40,967
51-7041	Sawing machine setters, operators, and tenders, wood	70	30.56	\$11.55	\$24,019	4.19	\$7.66	\$8.44	\$11.98	\$14.10	\$16.00	\$15,936	\$17,563	\$24,925	\$29,328	\$33,271
51-7042	Woodworking machine setters, operators, and tenders, except sawing	80	35.84	\$14.09	\$29,298	12.03	\$8.95	\$10.74	\$13.80	\$17.21	\$19.85	\$18,625	\$22,342	\$28,711	\$35,806	\$41,284
51-8031	Water and liquid waste treatment plant and system operators	#	#	\$21.38	\$44,463	3.52	\$14.19	\$16.37	\$21.17	\$26.14	\$29.47	\$29,523	\$34,051	\$44,026	\$54,366	\$61,298
51-8099	Plant and system operators, all other	#	#	\$18.67	\$38,828	12.73	\$13.00	\$14.08	\$16.82	\$22.18	\$28.60	\$27,044	\$29,282	\$34,988	\$46,130	\$59,494
51-9021	Crushing, grinding, and polishing machine setters, operators, and tenders	50	31.83	\$13.65	\$28,389	15.92	\$9.60	\$10.29	\$11.66	\$16.96	\$21.71	\$19,958	\$21,405	\$24,243	\$35,276	\$45,160
51-9022	Grinding and polishing workers, hand	#	#	\$11.34	\$23,597	4.69	\$8.36	\$9.43	\$10.90	\$12.65	\$14.67	\$17,381	\$19,623	\$22,665	\$26,320	\$30,523
51-9023	Mixing and blending machine setters, operators, and tenders	#	#	\$15.74	\$32,732	3.52	\$9.67	\$12.70	\$16.71	\$18.51	\$19.60	\$20,119	\$26,407	\$34,762	\$38,502	\$40,763
51-9032	Cutting and slicing machine setters, operators, and tenders	#	#	\$13.70	\$28,486	2.4	\$8.40	\$9.52	\$12.59	\$17.13	\$22.03	\$17,480	\$19,811	\$26,190	\$35,634	\$45,827
51-9041	Extruding, forming, pressing, and compacting machine setters, operators, and tenders	50	25.41	\$20.28	\$42,191	4.68	\$11.69	\$14.23	\$17.62	\$28.00	\$30.24	\$24,320	\$29,592	\$36,656	\$58,245	\$62,904
51-9061	Inspectors, testers, sorters, samplers, and weighers	390	33.55	\$13.85	\$28,806	2.3	\$10.24	\$11.27	\$13.33	\$16.20	\$18.39	\$21,293	\$23,438	\$27,723	\$33,706	\$38,242
51-9081	Dental laboratory technicians	70	39.65	\$14.20	\$29,541	21.09	\$10.08	\$10.70	\$11.74	\$19.04	\$21.18	\$20,964	\$22,258	\$24,415	\$39,602	\$44,049
51-9111	Packaging and filling machine operators and tenders	430	23.04	\$14.02	\$29,161	5.29	\$9.35	\$11.20	\$13.60	\$16.04	\$19.19	\$19,446	\$23,294	\$28,297	\$33,355	\$39,912
51-9121	Coating, painting, and spraying machine setters, operators, and tenders	60	38.31	\$15.17	\$31,558	7.29	\$9.15	\$10.62	\$12.91	\$15.92	\$19.19	\$19,022	\$22,094	\$26,854	\$33,111	\$39,921
51-9122	Painters, transportation equipment	30	38.39	\$29.26	\$60,858	13.42	\$14.78	\$21.20	\$24.49	\$42.42	\$47.11	\$30,747	\$44,087	\$50,944	\$88,234	\$97,998
51-9123	Painting, coating, and decorating workers	10	7.12	\$10.69	\$22,231	5.79	\$7.43	\$8.03	\$9.24	\$12.56	\$17.08	\$15,465	\$16,710	\$19,216	\$26,133	\$35,520
51-9132	Photographic processing machine operators	#	#	\$8.68	\$18,057	2.16	\$7.21	\$7.65	\$8.38	\$9.51	\$10.97	\$15,003	\$15,917	\$17,439	\$19,774	\$22,825
51-9195	Molders, shapers, and casters, except metal and plastic	#	#	\$11.94	\$24,845	3.71	\$9.51	\$10.14	\$11.19	\$13.58	\$15.42	\$19,782	\$21,095	\$23,283	\$28,239	\$32,079
51-9198	Helpers--production workers	290	18.6	\$11.19	\$23,282	2.51	\$8.18	\$9.63	\$10.94	\$12.40	\$14.79	\$17,021	\$20,039	\$22,764	\$25,796	\$30,769
51-9199	Production workers, all other	120	29.28	\$11.03	\$22,933	5.81	\$7.72	\$8.48	\$10.63	\$13.02	\$15.86	\$16,057	\$17,643	\$22,103	\$27,077	\$32,989
53-0000	Transportation and Material Moving Occupations	5,310	5.6	\$14.94	\$31,083	2.97	\$8.17	\$10.46	\$13.80	\$17.76	\$23.25	\$16,985	\$21,753	\$28,697	\$36,941	\$48,357
53-1021	First-line supervisors/managers of helpers, laborers, and material movers, hand	#	#	\$24.78	\$51,542	7.26	\$14.83	\$17.09	\$26.56	\$31.32	\$35.78	\$30,849	\$35,550	\$55,241	\$65,137	\$74,412
53-1031	First-line supervisors/managers of transportation and material-moving machine and vehicle	200	33.27	\$23.59	\$49,072	3.43	\$15.31	\$16.92	\$20.10	\$32.03	\$36.49	\$31,848	\$35,203	\$41,808	\$66,626	\$75,891
53-2012	Commercial pilots	30	24.75	#	\$54,467	10.09	#	#	#	#	#	\$33,715	\$43,330	\$52,983	\$58,976	\$87,974

Data unavailable

Occupational Code	Occupational Title	Employment Estimate	Employment Percentage Relative Standard Error	Average Hourly Wage	Average Annual Wage	Wage Percentage Relative Standard Error	10th Percentile (Hourly)	25th Percentile (Hourly)	50th Percentile (Hourly)	75th Percentile (Hourly)	90th Percentile (Hourly)	10th Percentile (Annual)	25th Percentile (Annual)	50th Percentile (Annual)	75th Percentile (Annual)	90th Percentile (Annual)
53-3022	Bus drivers, school	220	0.01	\$12.76	\$26,537	1.53	\$10.05	\$10.96	\$12.50	\$14.40	\$16.05	\$20,911	\$22,806	\$25,990	\$29,954	\$33,384
53-3031	Driver/sales workers	190	47.58	\$9.19	\$19,105	8.4	\$7.04	\$7.33	\$8.03	\$9.64	\$14.14	\$14,650	\$15,237	\$16,704	\$20,061	\$29,421
53-3032	Truck drivers, heavy and tractor-trailer	1,730	10.63	\$18.27	\$37,998	5.46	\$12.21	\$14.06	\$16.74	\$20.91	\$26.25	\$25,388	\$29,236	\$34,810	\$43,503	\$54,602
53-3033	Truck drivers, light or delivery services	370	9.62	\$14.73	\$30,633	5.29	\$8.03	\$10.10	\$14.24	\$18.20	\$22.56	\$16,693	\$21,018	\$29,614	\$37,849	\$46,930
53-3041	Taxi drivers and chauffeurs	10	21.45	\$10.62	\$22,083	3.1	\$8.56	\$9.65	\$10.67	\$11.67	\$13.00	\$17,797	\$20,078	\$22,188	\$24,280	\$27,033
53-3099	Motor vehicle operators, all other	#	#	\$10.59	\$22,020	8.74	\$7.13	\$7.56	\$9.60	\$11.46	\$16.76	\$14,826	\$15,715	\$19,965	\$23,836	\$34,859
53-6031	Service station attendants	#	#	\$10.60	\$22,051	8.61	\$7.61	\$8.24	\$9.77	\$12.59	\$15.46	\$15,831	\$17,140	\$20,331	\$26,184	\$32,157
53-7011	Conveyor operators and tenders	60	30.96	\$15.97	\$33,224	14.47	\$8.35	\$10.50	\$13.25	\$22.53	\$26.50	\$17,377	\$21,845	\$27,561	\$46,867	\$55,129
53-7021	Crane and tower operators	10	41.02	\$22.29	\$46,358	14.12	\$14.49	\$18.12	\$21.28	\$28.18	\$30.64	\$30,143	\$37,698	\$44,255	\$58,621	\$63,723
53-7032	Excavating and loading machine and dragline operators	#	#	\$14.17	\$29,467	6	\$8.36	\$10.95	\$13.80	\$17.21	\$21.11	\$17,382	\$22,770	\$28,712	\$35,799	\$43,909
53-7051	Industrial truck and tractor operators	500	7.88	\$13.50	\$28,072	2.43	\$9.89	\$11.21	\$13.34	\$15.23	\$18.16	\$20,581	\$23,319	\$27,742	\$31,671	\$37,772
53-7061	Cleaners of vehicles and equipment	210	23.09	\$9.57	\$19,913	4.3	\$7.01	\$7.41	\$9.01	\$11.01	\$12.58	\$14,572	\$15,405	\$18,743	\$22,904	\$26,167
53-7062	Laborers and freight, stock, and material movers, hand	830	12.32	\$11.30	\$23,498	2.03	\$7.90	\$9.14	\$10.64	\$12.67	\$15.98	\$16,442	\$19,006	\$22,124	\$26,351	\$33,236
53-7063	Machine feeders and offbearers	70	2.21	\$13.24	\$27,539	7.79	\$7.79	\$9.47	\$13.69	\$16.27	\$18.52	\$16,199	\$19,701	\$28,480	\$33,836	\$38,518
53-7064	Packers and packagers, hand	260	12.74	\$9.68	\$20,131	5.52	\$7.13	\$7.47	\$9.47	\$11.69	\$13.35	\$14,835	\$15,528	\$19,693	\$24,321	\$27,765
53-7072	Pump operators, except wellhead pumpers	#	#	\$14.58	\$30,334	11.23	\$9.54	\$10.43	\$13.16	\$17.30	\$22.43	\$19,841	\$21,689	\$27,368	\$35,983	\$46,646
53-7073	Wellhead pumpers	60	35.92	\$20.67	\$42,987	3.67	\$16.61	\$18.13	\$20.32	\$22.83	\$24.70	\$34,547	\$37,701	\$42,265	\$47,478	\$51,375
53-7081	Refuse and recyclable material collectors	#	#	\$13.71	\$28,512	15.54	\$7.20	\$9.56	\$13.47	\$17.57	\$21.77	\$14,977	\$19,881	\$28,007	\$36,553	\$45,284

Data unavailable

Occupational Code	Occupational Title	Employment Estimate	Employment Percentage Relative Standard Error	Average Hourly Wage	Average Annual Wage	Wage Percentage Relative Standard Error	10th Percentile (Hourly)	25th Percentile (Hourly)	50th Percentile (Hourly)	75th Percentile (Hourly)	90th Percentile (Hourly)	10th Percentile (Annual)	25th Percentile (Annual)	50th Percentile (Annual)	75th Percentile (Annual)	90th Percentile (Annual)
00-0000	Total All Occupations	55,440	2.14	\$16.46	\$34,239	1.93	\$7.41	\$8.92	\$13.26	\$20.17	\$29.26	\$15,403	\$18,547	\$27,576	\$41,952	\$60,864
11-0000	Management Occupations	1,770	8.32	\$34.42	\$71,601	2.76	\$15.36	\$21.43	\$31.52	\$42.63	\$57.19	\$31,939	\$44,579	\$65,552	\$88,679	\$118,948
11-1011	Chief executives	20	23.51	\$74.68	\$155,329	12.74	\$40.24	\$48.10	\$64.08	#	#	\$83,689	\$100,043	\$133,277	#	#
11-1021	General and operations managers	610	7.67	\$37.02	\$76,992	3.91	\$19.03	\$23.00	\$31.00	\$42.65	\$66.30	\$39,573	\$47,834	\$64,473	\$88,715	\$137,909
11-2011	Advertising and promotions managers	10	37.83	\$20.33	\$42,291	8.37	\$15.42	\$16.86	\$20.77	\$23.16	\$24.60	\$32,071	\$35,065	\$43,205	\$48,177	\$51,160
11-2021	Marketing managers	30	27.36	\$38.78	\$80,672	10.2	\$19.77	\$26.42	\$40.71	\$53.25	\$59.25	\$41,131	\$54,955	\$84,679	\$110,762	\$123,241
11-2022	Sales managers	50	24.92	\$40.74	\$84,735	7.77	\$21.14	\$25.64	\$37.94	\$50.43	\$58.03	\$43,975	\$53,330	\$78,919	\$104,889	\$120,695
11-3011	Administrative services managers	50	12.68	\$29.94	\$62,266	3.84	\$20.13	\$23.39	\$27.22	\$36.89	\$46.59	\$41,876	\$48,645	\$56,625	\$76,726	\$96,916
11-3021	Computer and information systems managers	20	16.33	\$37.77	\$78,566	3.72	\$22.05	\$33.20	\$39.00	\$45.08	\$49.23	\$45,866	\$69,049	\$81,123	\$93,761	\$102,403
11-3031	Financial managers	50	28	\$42.24	\$87,867	4.18	\$25.62	\$34.05	\$42.93	\$52.47	\$59.69	\$53,280	\$70,825	\$89,286	\$109,136	\$124,160
11-3049	Human resources managers, all other	10	13.27	\$37.49	\$77,983	3.44	\$28.56	\$31.18	\$37.38	\$44.72	\$48.37	\$59,410	\$64,855	\$77,751	\$93,014	\$100,612
11-3051	Industrial production managers	20	15.6	\$45.71	\$95,086	8.52	\$23.72	\$31.08	\$39.89	\$50.71	#	\$49,331	\$64,651	\$82,966	\$105,477	#
11-3061	Purchasing managers	20	27.55	\$34.13	\$70,996	4.39	\$24.09	\$30.13	\$33.27	\$36.33	\$48.04	\$50,114	\$62,669	\$69,204	\$75,564	\$99,930
11-3071	Transportation, storage, and distribution managers	30	4.14	\$41.79	\$86,926	3	\$30.88	\$36.98	\$42.67	\$48.31	\$55.41	\$64,237	\$76,915	\$88,746	\$100,490	\$115,258
11-9021	Construction managers	240	46.1	\$22.96	\$47,761	13.26	\$13.31	\$14.68	\$16.73	\$29.88	\$38.69	\$27,687	\$30,529	\$34,793	\$62,148	\$80,471
11-9031	Education administrators, preschool and child care center/program	10	33.54	\$15.18	\$31,576	11.55	\$12.03	\$12.72	\$13.74	\$16.02	\$22.48	\$25,017	\$26,449	\$28,587	\$33,313	\$46,754
11-9041	Engineering managers	30	21.16	\$44.93	\$93,453	5.7	\$32.16	\$37.88	\$43.96	\$52.42	\$60.40	\$66,895	\$78,785	\$91,442	\$109,025	\$125,624
11-9051	Food service managers	60	22.32	\$21.72	\$45,180	7.49	\$11.47	\$16.15	\$19.73	\$27.67	\$35.53	\$23,860	\$33,589	\$41,034	\$57,554	\$73,897
11-9061	Funeral directors	20	7.32	\$22.30	\$46,393	9.58	\$13.03	\$14.82	\$22.02	\$29.76	\$32.95	\$27,101	\$30,828	\$45,810	\$61,893	\$68,532
11-9111	Medical and health services managers	80	12.33	\$41.38	\$86,063	3.46	\$24.51	\$32.43	\$39.94	\$49.57	\$61.33	\$50,991	\$67,462	\$83,066	\$103,098	\$127,565
11-9131	Postmasters and mail superintendents	10	0.17	\$27.40	\$57,000	#	\$11.00	\$25.31	\$27.75	\$30.19	\$43.45	\$22,880	\$52,650	\$57,720	\$62,790	\$90,376
11-9141	Property, real estate, and community association managers	30	37.82	\$20.18	\$41,973	6.58	\$12.79	\$15.30	\$19.56	\$25.12	\$29.34	\$26,595	\$31,820	\$40,678	\$52,258	\$61,033
11-9151	Social and community service managers	40	7.67	\$28.54	\$59,354	3.86	\$17.21	\$20.32	\$24.17	\$40.32	\$47.18	\$35,802	\$42,273	\$50,281	\$83,875	\$98,133
11-9199	Managers, all other	90	18.78	\$43.60	\$90,690	1.95	\$28.82	\$35.38	\$44.77	\$52.08	\$58.75	\$59,949	\$73,582	\$93,119	\$108,334	\$122,203
13-0000	Business and Financial Operations Occupations	1,540	6.84	\$27.32	\$56,830	3.12	\$15.03	\$19.29	\$25.20	\$31.26	\$39.31	\$31,272	\$40,133	\$52,407	\$65,022	\$81,769
13-1022	Wholesale and retail buyers, except farm products	30	34.37	\$25.55	\$53,141	5.1	\$14.01	\$20.52	\$23.92	\$32.20	\$37.99	\$29,131	\$42,675	\$49,756	\$66,980	\$79,028
13-1023	Purchasing agents, except wholesale, retail, and farm products	70	17.04	\$22.34	\$46,461	4.59	\$13.25	\$15.58	\$19.31	\$27.60	\$38.00	\$27,562	\$32,399	\$40,166	\$57,411	\$79,043
13-1031	Claims adjusters, examiners, and investigators	100	19.99	\$29.07	\$60,458	4.03	\$18.27	\$24.43	\$28.28	\$34.52	\$40.50	\$37,997	\$50,819	\$58,816	\$71,792	\$84,234
13-1041	Compliance officers, except agriculture, construction, health and safety, and transportation	20	10.32	\$22.14	\$46,044	6	\$7.98	\$14.37	\$22.27	\$28.76	\$36.57	\$16,607	\$29,882	\$46,327	\$59,829	\$76,056

Data unavailable

Occupational Code	Occupational Title	Employment Estimate	Employment Percentage Relative Standard Error	Average Hourly Wage	Average Annual Wage	Wage Percentage Relative Standard Error	10th Percentile (Hourly)	25th Percentile (Hourly)	50th Percentile (Hourly)	75th Percentile (Hourly)	90th Percentile (Hourly)	10th Percentile (Annual)	25th Percentile (Annual)	50th Percentile (Annual)	75th Percentile (Annual)	90th Percentile (Annual)
13-1051	Cost estimators	90	19.47	\$28.64	\$59,582	14.27	\$18.03	\$20.97	\$24.17	\$28.56	\$67.38	\$37,505	\$43,611	\$50,273	\$59,401	\$140,153
13-1071	Employment, recruitment, and placement specialists	30	21.92	\$17.69	\$36,805	3.94	\$11.09	\$12.72	\$17.17	\$22.53	\$25.89	\$23,062	\$26,451	\$35,710	\$46,853	\$53,854
13-1072	Compensation, benefits, and job analysis specialists	40	16.54	\$26.77	\$55,675	2.4	\$17.02	\$20.79	\$26.13	\$34.26	\$37.62	\$35,398	\$43,254	\$54,350	\$71,262	\$78,257
13-1073	Training and development specialists	90	12.85	\$20.25	\$42,130	3.46	\$13.68	\$16.19	\$19.54	\$24.09	\$28.50	\$28,448	\$33,682	\$40,635	\$50,106	\$59,275
13-1081	Logisticians	10	7.23	\$34.12	\$70,959	3.39	\$26.62	\$29.25	\$34.12	\$39.02	\$43.70	\$55,378	\$60,832	\$70,976	\$81,160	\$90,893
13-1111	Management analysts	40	22.09	\$33.17	\$68,985	7.37	\$21.20	\$24.83	\$29.08	\$42.02	\$54.95	\$44,092	\$51,653	\$60,492	\$87,411	\$114,298
13-1121	Meeting and convention planners	#	#	\$9.86	\$20,503	12.57	\$7.09	\$7.42	\$10.14	\$11.72	\$13.67	\$14,749	\$15,432	\$21,093	\$24,380	\$28,429
13-1199	Business operations specialists, all other	280	9.3	\$28.43	\$59,140	1.86	\$18.20	\$22.83	\$28.06	\$34.04	\$40.02	\$37,855	\$47,497	\$58,359	\$70,798	\$83,238
13-2011	Accountants and auditors	330	8.09	\$29.32	\$60,986	9.65	\$14.89	\$18.36	\$25.81	\$30.66	\$40.30	\$30,962	\$38,192	\$53,684	\$63,781	\$83,830
13-2021	Appraisers and assessors of real estate	40	41.37	\$24.63	\$51,237	17.72	\$9.44	\$17.81	\$29.08	\$32.59	\$34.95	\$19,644	\$37,050	\$60,495	\$67,779	\$72,705
13-2051	Financial analysts	#	#	\$28.05	\$58,334	11.18	\$15.49	\$17.21	\$28.05	\$32.55	\$45.67	\$32,210	\$35,789	\$58,346	\$67,711	\$94,995
13-2052	Personal financial advisors	20	47.56	\$57.55	\$119,706	12.7	\$12.13	\$22.93	\$39.56	#	#	\$25,233	\$47,695	\$82,280	#	#
13-2071	Loan counselors	10	45.37	\$19.47	\$40,495	12.24	\$12.93	\$14.82	\$16.91	\$19.06	\$40.61	\$26,898	\$30,829	\$35,172	\$39,641	\$84,472
13-2072	Loan officers	160	33.38	\$23.14	\$48,135	5.86	\$15.93	\$18.55	\$21.56	\$27.44	\$31.86	\$33,127	\$38,582	\$44,842	\$57,084	\$66,263
13-2099	Financial specialists, all other	20	18.32	\$22.78	\$47,386	10.35	\$13.49	\$16.23	\$19.77	\$32.55	\$37.15	\$28,064	\$33,752	\$41,130	\$67,710	\$77,267
15-0000	Computer and Mathematical Occupations	360	19.76	\$25.26	\$52,531	2.66	\$15.50	\$18.79	\$23.12	\$30.83	\$37.65	\$32,238	\$39,089	\$48,095	\$64,117	\$78,304
15-1021	Computer programmers	20	22.28	\$22.86	\$47,539	9.23	\$16.40	\$17.71	\$19.86	\$28.57	\$34.68	\$34,116	\$36,838	\$41,308	\$59,417	\$72,145
15-1031	Computer software engineers, applications	30	31.31	\$33.02	\$68,672	5.86	\$20.40	\$24.53	\$30.45	\$41.42	\$52.17	\$42,431	\$51,022	\$63,327	\$86,152	\$108,521
15-1041	Computer support specialists	110	8.8	\$19.91	\$41,414	2.24	\$14.02	\$16.23	\$19.50	\$22.73	\$25.83	\$29,161	\$33,749	\$40,568	\$47,287	\$53,730
15-1051	Computer systems analysts	30	23.94	\$25.55	\$53,134	4.26	\$20.16	\$21.40	\$23.45	\$30.00	\$35.60	\$41,936	\$44,505	\$48,786	\$62,406	\$74,047
15-1071	Network and computer systems administrators	#	#	\$26.19	\$54,484	3.39	\$15.44	\$19.40	\$25.80	\$32.92	\$38.46	\$32,111	\$40,355	\$53,663	\$68,480	\$79,988
15-1081	Network systems and data communications analysts	20	0.17	\$24.56	\$51,079	1.72	\$16.56	\$19.46	\$22.77	\$28.91	\$36.31	\$34,436	\$40,478	\$47,371	\$60,123	\$75,524
15-1099	Computer specialists, all other	50	4.42	\$30.01	\$62,423	3.02	\$21.09	\$25.33	\$30.64	\$35.62	\$38.86	\$43,864	\$52,693	\$63,725	\$74,089	\$80,827
17-0000	Architecture and Engineering Occupations	590	9.54	\$30.19	\$62,805	2.34	\$17.13	\$22.22	\$29.82	\$37.69	\$45.75	\$35,637	\$46,226	\$62,023	\$78,392	\$95,152
17-1011	Architects, except landscape and naval	20	4.17	\$27.78	\$57,781	2.97	\$16.94	\$20.10	\$29.79	\$34.65	\$37.36	\$35,229	\$41,817	\$61,971	\$72,075	\$77,703
17-1022	Surveyors	30	11.33	\$21.99	\$45,731	5.15	\$9.29	\$11.62	\$22.17	\$29.90	\$36.26	\$19,328	\$24,177	\$46,113	\$62,200	\$75,417
17-2051	Civil engineers	120	7.98	\$34.38	\$71,511	2.9	\$21.61	\$26.48	\$33.30	\$42.29	\$48.84	\$44,945	\$55,071	\$69,271	\$87,953	\$101,579
17-2071	Electrical engineers	30	28.92	\$34.17	\$71,069	7.1	\$20.65	\$26.18	\$35.61	\$42.77	\$46.82	\$42,960	\$54,459	\$74,066	\$88,970	\$97,383
17-2081	Environmental engineers	20	31.91	\$40.43	\$84,100	2.41	\$32.38	\$35.51	\$40.39	\$46.10	\$50.52	\$67,347	\$73,854	\$84,011	\$95,890	\$105,073
17-2112	Industrial engineers	70	17.25	\$34.78	\$72,332	2.38	\$25.78	\$29.55	\$34.67	\$39.76	\$46.62	\$53,615	\$61,464	\$72,119	\$82,708	\$96,962
17-2141	Mechanical engineers	80	8.26	\$33.36	\$69,391	3.07	\$20.95	\$25.81	\$33.36	\$38.84	\$45.82	\$43,580	\$53,682	\$69,394	\$80,777	\$95,314
17-3011	Architectural and civil drafters	#	#	\$21.94	\$45,636	9.09	\$13.60	\$18.84	\$21.31	\$23.94	\$33.39	\$28,280	\$39,197	\$44,331	\$49,802	\$69,457

Data unavailable

Occupational Code	Occupational Title	Employment Estimate	Employment Percentage Relative Standard Error	Average Hourly Wage	Average Annual Wage	Wage Percentage Relative Standard Error	10th Percentile (Hourly)	25th Percentile (Hourly)	50th Percentile (Hourly)	75th Percentile (Hourly)	90th Percentile (Hourly)	10th Percentile (Annual)	25th Percentile (Annual)	50th Percentile (Annual)	75th Percentile (Annual)	90th Percentile (Annual)
17-3022	Civil engineering technicians	10	35.3	\$22.26	\$46,304	8.53	\$13.75	\$15.63	\$24.22	\$26.63	\$28.19	\$28,602	\$32,521	\$50,387	\$55,389	\$58,642
17-3023	Electrical and electronic engineering technicians	30	34.96	\$27.00	\$56,168	3.87	\$20.42	\$22.82	\$27.21	\$31.16	\$35.24	\$42,481	\$47,455	\$56,593	\$64,818	\$73,305
17-3026	Industrial engineering technicians	20	6.01	\$21.27	\$44,249	4.98	\$15.26	\$17.60	\$20.78	\$23.40	\$31.37	\$31,738	\$36,602	\$43,227	\$48,662	\$65,258
17-3031	Surveying and mapping technicians	20	42.88	\$15.75	\$32,762	7.32	\$7.47	\$11.48	\$16.91	\$19.52	\$22.33	\$15,533	\$23,878	\$35,174	\$40,606	\$46,447
19-0000	Life, Physical, and Social Science Occupations	320	11.22	\$29.81	\$62,014	4.54	\$15.80	\$20.08	\$28.11	\$38.00	\$45.34	\$32,872	\$41,763	\$58,462	\$79,042	\$94,315
19-2031	Chemists	20	28.29	\$31.73	\$65,995	3.04	\$19.05	\$25.63	\$33.04	\$38.21	\$43.47	\$39,621	\$53,307	\$68,731	\$79,480	\$90,425
19-3031	Clinical, counseling, and school psychologists	60	7.21	\$43.53	\$90,535	11.2	\$30.21	\$33.75	\$40.35	\$46.38	#	\$62,845	\$70,209	\$83,937	\$96,480	#
19-4021	Biological technicians	10	11.47	\$18.84	\$39,194	4.84	\$13.65	\$15.97	\$18.37	\$21.88	\$24.69	\$28,395	\$33,224	\$38,201	\$45,515	\$51,360
19-4031	Chemical technicians	30	33.73	\$20.32	\$42,263	3.05	\$12.10	\$17.03	\$20.59	\$24.20	\$28.00	\$25,174	\$35,432	\$42,818	\$50,331	\$58,233
19-4099	Life, physical, and social science technicians, all other	40	0.06	\$22.67	\$47,162	2.05	\$13.60	\$16.19	\$22.61	\$28.48	\$32.70	\$28,286	\$33,674	\$47,035	\$59,247	\$68,023
21-0000	Community and Social Services Occupations	1,110	5.68	\$19.55	\$40,661	2.53	\$10.81	\$13.76	\$18.73	\$24.56	\$29.99	\$22,486	\$28,624	\$38,966	\$51,075	\$62,373
21-1012	Educational, vocational, and school counselors	150	13.93	\$24.56	\$51,091	3.13	\$16.67	\$18.75	\$24.77	\$29.53	\$34.58	\$34,682	\$38,997	\$51,516	\$61,419	\$71,931
21-1014	Mental health counselors	#	#	\$17.65	\$36,703	4.78	\$11.13	\$13.90	\$18.36	\$20.99	\$23.24	\$23,157	\$28,908	\$38,192	\$43,666	\$48,335
21-1015	Rehabilitation counselors	30	3.49	\$23.19	\$48,234	3.36	\$9.54	\$12.93	\$23.38	\$31.68	\$36.75	\$19,851	\$26,892	\$48,621	\$65,890	\$76,447
21-1022	Medical and public health social workers	80	0.66	\$22.53	\$46,855	1.67	\$16.55	\$19.22	\$21.79	\$25.71	\$30.19	\$34,419	\$39,985	\$45,327	\$53,476	\$62,791
21-1023	Mental health and substance abuse social workers	120	25.98	\$22.07	\$45,906	3.33	\$12.01	\$14.68	\$21.93	\$27.58	\$32.97	\$24,991	\$30,542	\$45,612	\$57,364	\$68,585
21-1029	Social workers, all other	30	23.66	\$24.46	\$50,886	8.18	\$17.69	\$20.18	\$25.36	\$29.14	\$32.14	\$36,798	\$41,972	\$52,754	\$60,614	\$66,855
21-1093	Social and human service assistants	230	1.58	\$12.80	\$26,615	1.65	\$8.62	\$10.06	\$11.96	\$14.72	\$18.84	\$17,939	\$20,915	\$24,887	\$30,613	\$39,194
21-1099	Community and social service specialists, all other	80	6.78	\$14.48	\$30,118	3.28	\$10.45	\$12.32	\$13.85	\$15.79	\$20.14	\$21,729	\$25,632	\$28,811	\$32,842	\$41,882
21-2011	Clergy	#	#	\$18.96	\$39,440	3.95	\$14.94	\$16.21	\$18.13	\$22.05	\$24.46	\$31,071	\$33,727	\$37,704	\$45,865	\$50,887
23-0000	Legal Occupations	210	18.33	\$38.52	\$80,130	16.69	\$17.17	\$21.90	\$30.24	\$46.62	\$65.31	\$35,715	\$45,544	\$62,898	\$96,964	\$135,849
23-1011	Lawyers	130	13.82	\$45.79	\$95,237	19.68	\$21.92	\$26.80	\$36.05	\$50.30	#	\$45,586	\$55,741	\$74,992	\$104,633	#
23-2011	Paralegals and legal assistants	#	#	\$19.03	\$39,588	10.73	\$13.55	\$15.32	\$17.96	\$22.40	\$25.61	\$28,191	\$31,875	\$37,357	\$46,587	\$53,261
23-2099	Legal support workers, all other	10	20.19	\$27.81	\$57,849	11.3	\$15.45	\$20.11	\$22.65	\$41.62	\$47.07	\$32,133	\$41,829	\$47,105	\$86,570	\$97,910
25-0000	Education, Training, and Library Occupations	3,580	11.18	\$21.76	\$45,260	5.71	\$11.01	\$15.40	\$19.61	\$25.71	\$30.98	\$22,899	\$32,026	\$40,793	\$53,486	\$64,448
25-1194	Vocational education teachers, postsecondary	100	24.65	\$16.53	\$34,382	18.52	\$10.12	\$10.86	\$12.08	\$20.14	\$28.61	\$21,051	\$22,579	\$25,124	\$41,891	\$59,505
25-2011	Preschool teachers, except special education	100	8.68	\$12.18	\$25,335	3.48	\$7.36	\$7.89	\$11.01	\$16.68	\$18.29	\$15,302	\$16,405	\$22,905	\$34,685	\$38,042
25-2031	Secondary school teachers, except special and vocational education	430	6.12	#	#	#	#	#	#	#	#	#	#	#	#	#
25-3099	Teachers and instructors, all other	170	4.43	\$18.05	\$37,547	5.31	\$13.17	\$14.27	\$15.92	\$20.90	\$27.82	\$27,391	\$29,687	\$33,123	\$43,472	\$57,875
25-4021	Librarians	70	0.03	#	#	#	#	#	#	#	#	#	#	#	#	#

Data unavailable

Occupational Code	Occupational Title	Employment Estimate	Employment Percentage Relative Standard Error	Average Hourly Wage	Average Annual Wage	Wage Percentage Relative Standard Error	10th Percentile (Hourly)	25th Percentile (Hourly)	50th Percentile (Hourly)	75th Percentile (Hourly)	90th Percentile (Hourly)	10th Percentile (Annual)	25th Percentile (Annual)	50th Percentile (Annual)	75th Percentile (Annual)	90th Percentile (Annual)
25-4031	Library technicians	40	4.07	\$15.67	\$32,599	4.13	\$10.81	\$12.28	\$14.99	\$18.85	\$22.22	\$22,477	\$25,540	\$31,177	\$39,200	\$46,226
25-9041	Teacher assistants	350	3.54	#	#	#	#	#	#	#	#	#	#	#	#	#
25-9099	Education, training, and library workers, all other	50	10.44	\$25.38	\$52,784	5.86	\$12.49	\$19.64	\$24.58	\$33.02	\$38.10	\$25,983	\$40,850	\$51,132	\$68,671	\$79,249
27-0000	Arts, Design, Entertainment, Sports, and Media Occupations	440	17.45	\$15.72	\$32,698	5.8	\$7.06	\$7.48	\$13.69	\$21.58	\$27.24	\$14,679	\$15,549	\$28,474	\$44,882	\$56,650
27-1013	Fine artists, including painters, sculptors, and illustrators	#	#	\$7.13	\$14,839	8.87	\$6.90	\$6.98	\$7.11	\$7.24	\$7.32	\$14,356	\$14,518	\$14,787	\$15,057	\$15,219
27-1023	Floral designers	30	14.05	\$10.33	\$21,481	6.78	\$7.39	\$7.81	\$8.90	\$12.09	\$15.52	\$15,363	\$16,244	\$18,516	\$25,150	\$32,289
27-1024	Graphic designers	50	48.15	\$16.75	\$34,832	2.61	\$10.63	\$12.88	\$15.10	\$21.64	\$23.61	\$22,106	\$26,789	\$31,401	\$45,009	\$49,106
27-1026	Merchandise displayers and window trimmers	10	24.81	\$12.95	\$26,930	3.96	\$9.87	\$11.59	\$13.40	\$14.79	\$15.75	\$20,521	\$24,107	\$27,869	\$30,757	\$32,763
27-2012	Producers and directors	20	19.11	#	#	#	#	#	#	#	#	#	#	#	#	#
27-2022	Coaches and scouts	30	10.76	#	\$25,370	4.66	#	#	#	#	#	\$15,172	\$17,099	\$21,906	\$30,385	\$43,197
27-3031	Public relations specialists	60	22.46	\$21.18	\$44,053	9.04	\$12.60	\$13.83	\$15.91	\$25.67	\$42.05	\$26,208	\$28,771	\$33,094	\$53,392	\$87,466
27-4021	Photographers	#	#	\$12.78	\$26,581	3.32	\$6.93	\$7.05	\$7.24	\$20.14	\$23.85	\$14,410	\$14,654	\$15,060	\$41,891	\$49,615
29-0000	Healthcare Practitioners and Technical Occupations	4,230	3.86	\$28.78	\$59,870	3.56	\$13.28	\$17.87	\$25.53	\$32.07	\$44.98	\$27,614	\$37,163	\$53,101	\$66,706	\$93,568
29-1011	Chiropractors	#	#	\$33.89	\$70,488	21.49	\$25.80	\$27.04	\$29.10	\$30.93	\$35.00	\$53,659	\$56,238	\$60,536	\$64,336	\$72,802
29-1021	Dentists, general	60	22.2	\$69.70	\$144,973	19.06	\$36.52	\$44.49	\$65.97	#	#	\$75,962	\$92,545	\$137,222	#	#
29-1031	Dietitians and nutritionists	40	13.85	\$22.17	\$46,114	1.99	\$16.21	\$17.87	\$21.44	\$25.58	\$30.31	\$33,711	\$37,170	\$44,602	\$53,208	\$63,048
29-1041	Optometrists	20	49.71	\$35.01	\$72,821	23.96	\$12.64	\$14.02	\$40.88	\$46.26	\$49.49	\$26,292	\$29,153	\$85,028	\$96,220	\$102,935
29-1051	Pharmacists	140	8.7	\$46.26	\$96,223	6.59	\$31.70	\$39.32	\$45.05	\$50.89	\$58.86	\$65,932	\$81,794	\$93,710	\$105,856	\$122,433
29-1062	Family and general practitioners	#	#	\$66.44	\$138,197	6.8	\$48.52	\$62.19	\$67.59	#	#	\$100,928	\$129,356	\$140,586	#	#
29-1063	Internists, general	#	#	\$84.80	\$176,374	15.5	\$53.07	\$68.95	#	#	#	\$110,381	\$143,416	#	#	#
29-1066	Psychiatrists	#	#	\$90.27	\$187,751	23.56	#	#	#	#	#	#	#	#	#	#
29-1067	Surgeons	40	43.52	#	#	#	#	#	#	#	#	#	#	#	#	#
29-1069	Physicians and surgeons, all other	80	31.92	\$66.70	\$138,727	10.54	\$21.15	\$62.52	#	#	#	\$43,997	\$130,043	#	#	#
29-1071	Physician assistants	30	40.01	\$34.21	\$71,165	5.63	\$29.00	\$31.11	\$33.67	\$36.63	\$43.86	\$60,318	\$64,706	\$70,035	\$76,190	\$91,222
29-1111	Registered nurses	1,710	7.18	\$27.87	\$57,977	1.63	\$20.58	\$24.35	\$27.78	\$31.37	\$36.81	\$42,810	\$50,641	\$57,776	\$65,246	\$76,568
29-1122	Occupational therapists	40	0.05	\$27.16	\$56,493	1.83	\$16.38	\$20.78	\$27.60	\$32.60	\$38.14	\$34,065	\$43,213	\$57,407	\$67,803	\$79,337
29-1123	Physical therapists	70	17.29	\$30.77	\$64,003	3.69	\$20.00	\$24.99	\$28.64	\$34.85	\$48.13	\$41,602	\$51,976	\$59,564	\$72,484	\$100,103
29-1127	Speech-language pathologists	70	0.03	\$35.63	\$74,105	2.13	\$26.53	\$30.21	\$35.84	\$41.82	\$46.75	\$55,177	\$62,834	\$74,552	\$86,996	\$97,238
29-1131	Veterinarians	20	32.77	\$30.16	\$62,738	4.54	\$16.17	\$17.61	\$35.04	\$40.68	\$44.54	\$33,628	\$36,632	\$72,879	\$84,609	\$92,638
29-1199	Health diagnosing and treating practitioners, all other	90	3.55	\$31.75	\$66,037	5.96	\$17.96	\$25.38	\$30.87	\$38.62	\$46.83	\$37,357	\$52,800	\$64,201	\$80,330	\$97,413

Data unavailable

Occupational Code	Occupational Title	Employment Estimate	Employment Percentage Relative Standard Error	Average Hourly Wage	Average Annual Wage	Wage Percentage Relative Standard Error	10th Percentile (Hourly)	25th Percentile (Hourly)	50th Percentile (Hourly)	75th Percentile (Hourly)	90th Percentile (Hourly)	10th Percentile (Annual)	25th Percentile (Annual)	50th Percentile (Annual)	75th Percentile (Annual)	90th Percentile (Annual)
29-2011	Medical and clinical laboratory technologists	80	11.37	\$24.87	\$51,727	3.48	\$16.08	\$21.49	\$26.08	\$29.40	\$31.80	\$33,455	\$44,697	\$54,241	\$61,154	\$66,147
29-2021	Dental hygienists	#	#	\$30.82	\$64,104	11.32	\$22.36	\$25.17	\$32.01	\$35.27	\$37.93	\$46,518	\$52,349	\$66,571	\$73,368	\$78,896
29-2031	Cardiovascular technologists and technicians	30	41.25	\$28.93	\$60,175	2.74	\$13.31	\$23.01	\$33.13	\$36.60	\$38.68	\$27,682	\$47,869	\$68,915	\$76,130	\$80,459
29-2041	Emergency medical technicians and paramedics	80	8.27	\$17.99	\$37,423	5.03	\$8.91	\$11.35	\$14.79	\$27.01	\$29.67	\$18,541	\$23,598	\$30,767	\$56,177	\$61,705
29-2052	Pharmacy technicians	140	11.33	\$13.07	\$27,180	3.84	\$8.69	\$10.83	\$13.39	\$15.34	\$17.26	\$18,070	\$22,532	\$27,850	\$31,900	\$35,893
29-2055	Surgical technologists	60	32.86	\$18.92	\$39,353	3.65	\$13.37	\$15.17	\$19.67	\$22.49	\$24.19	\$27,802	\$31,558	\$40,907	\$46,783	\$50,309
29-2056	Veterinary technologists and technicians	40	13.42	\$13.08	\$27,213	5.3	\$9.81	\$11.19	\$13.22	\$14.46	\$15.41	\$20,407	\$23,281	\$27,500	\$30,083	\$32,046
29-2061	Licensed practical and licensed vocational nurses	510	4.07	\$16.17	\$33,635	1.79	\$11.76	\$13.67	\$16.29	\$18.64	\$21.60	\$24,464	\$28,426	\$33,890	\$38,761	\$44,934
29-2071	Medical records and health information technicians	100	13.49	\$15.68	\$32,606	2.72	\$9.06	\$12.07	\$14.66	\$18.88	\$24.07	\$18,847	\$25,115	\$30,495	\$39,267	\$50,072
29-2081	Opticians, dispensing	#	#	\$13.37	\$27,801	9.12	\$9.21	\$10.66	\$13.05	\$15.63	\$18.46	\$19,160	\$22,175	\$27,143	\$32,511	\$38,388
29-2099	Health technologists and technicians, all other	180	28.93	\$16.94	\$35,240	2.09	\$10.99	\$13.38	\$16.66	\$19.21	\$23.36	\$22,858	\$27,841	\$34,654	\$39,952	\$48,579
31-0000	Healthcare Support Occupations	2,140	8.3	\$11.29	\$23,476	3.08	\$7.34	\$8.35	\$10.65	\$13.19	\$16.64	\$15,258	\$17,370	\$22,160	\$27,445	\$34,606
31-1011	Home health aides	#	#	\$8.07	\$16,792	4.02	\$6.99	\$7.20	\$7.65	\$8.60	\$10.07	\$14,530	\$14,969	\$15,914	\$17,890	\$20,946
31-1012	Nursing aides, orderlies, and attendants	720	8.23	\$10.85	\$22,561	1.51	\$8.34	\$9.52	\$10.71	\$12.00	\$13.87	\$17,340	\$19,801	\$22,280	\$24,969	\$28,855
31-2011	Occupational therapist assistants	20	0.1	\$19.67	\$40,907	2.43	\$16.24	\$17.85	\$19.85	\$21.90	\$23.29	\$33,787	\$37,133	\$41,288	\$45,554	\$48,442
31-2021	Physical therapist assistants	50	9.74	\$17.79	\$37,013	2.35	\$14.57	\$16.15	\$17.73	\$19.20	\$21.65	\$30,303	\$33,601	\$36,886	\$39,933	\$45,042
31-9091	Dental assistants	220	8.47	\$14.76	\$30,699	6.13	\$10.30	\$11.55	\$13.75	\$17.38	\$22.11	\$21,415	\$24,018	\$28,598	\$36,148	\$45,982
31-9092	Medical assistants	210	19.1	\$13.52	\$28,118	5.67	\$10.21	\$11.20	\$12.61	\$14.80	\$20.26	\$21,237	\$23,287	\$26,237	\$30,775	\$42,143
31-9094	Medical transcriptionists	60	32.96	\$15.37	\$31,977	3.79	\$11.08	\$12.92	\$15.06	\$18.00	\$20.30	\$23,046	\$26,864	\$31,321	\$37,433	\$42,224
31-9099	Healthcare support workers, all other	80	48.34	\$13.59	\$28,262	4.89	\$9.34	\$10.72	\$13.04	\$15.50	\$20.27	\$19,419	\$22,301	\$27,120	\$32,246	\$42,165
33-0000	Protective Service Occupations	1,720	4.05	\$19.08	\$39,682	4.57	\$7.61	\$12.03	\$18.25	\$25.99	\$30.73	\$15,838	\$25,026	\$37,970	\$54,049	\$63,929
33-1099	First-line supervisors/managers, protective service workers, all other	20	32.17	\$15.86	\$32,980	5.47	\$12.35	\$13.27	\$14.78	\$17.39	\$23.52	\$25,683	\$27,609	\$30,736	\$36,170	\$48,912
33-3021	Detectives and criminal investigators	#	#	\$33.86	\$70,433	2.43	\$22.89	\$28.91	\$34.61	\$40.05	\$45.27	\$47,609	\$60,135	\$71,990	\$83,312	\$94,166
33-9032	Security guards	310	17.08	\$13.12	\$27,296	8.72	\$7.38	\$8.64	\$13.12	\$16.74	\$19.09	\$15,351	\$17,977	\$27,296	\$34,812	\$39,714
33-9092	Lifeguards, ski patrol, and other recreational protective service workers	90	2.96	\$9.12	\$18,975	2.73	\$7.01	\$7.26	\$7.66	\$11.01	\$13.52	\$14,586	\$15,093	\$15,937	\$22,898	\$28,130
33-9099	Protective service workers, all other	250	2.28	\$10.08	\$20,976	4.32	\$7.05	\$7.35	\$8.52	\$10.77	\$14.36	\$14,667	\$15,295	\$17,719	\$22,405	\$29,873
35-0000	Food Preparation and Serving-Related Occupations	5,760	2.23	\$8.73	\$18,161	1.5	\$6.98	\$7.17	\$7.65	\$9.16	\$11.63	\$14,514	\$14,913	\$15,903	\$19,045	\$24,182
35-1011	Chefs and head cooks	30	48.83	\$16.76	\$34,869	6.75	\$11.58	\$15.90	\$17.28	\$18.66	\$19.77	\$24,094	\$33,065	\$35,939	\$38,816	\$41,116
35-1012	First-line supervisors/managers of food preparation and serving workers	370	7.68	\$14.99	\$31,187	4.45	\$8.75	\$10.21	\$14.72	\$19.01	\$23.23	\$18,192	\$21,245	\$30,627	\$39,541	\$48,315

Data unavailable

Occupational Code	Occupational Title	Employment Estimate	Employment Percentage Relative Standard Error	Average Hourly Wage	Average Annual Wage	Wage Percentage Relative Standard Error	10th Percentile (Hourly)	25th Percentile (Hourly)	50th Percentile (Hourly)	75th Percentile (Hourly)	90th Percentile (Hourly)	10th Percentile (Annual)	25th Percentile (Annual)	50th Percentile (Annual)	75th Percentile (Annual)	90th Percentile (Annual)
35-2011	Cooks, fast food	140	39.47	\$8.06	\$16,769	5.8	\$6.97	\$7.16	\$7.56	\$8.67	\$10.27	\$14,506	\$14,892	\$15,735	\$18,035	\$21,365
35-2012	Cooks, institution and cafeteria	160	9.06	\$11.24	\$23,374	2.79	\$7.90	\$9.15	\$10.87	\$13.25	\$15.71	\$16,439	\$19,028	\$22,605	\$27,555	\$32,685
35-2014	Cooks, restaurant	490	21.83	\$9.65	\$20,078	3.93	\$7.36	\$8.17	\$9.55	\$10.87	\$12.16	\$15,318	\$16,984	\$19,855	\$22,609	\$25,285
35-2015	Cooks, short order	40	49.19	\$7.35	\$15,281	6.04	\$6.94	\$7.07	\$7.30	\$7.52	\$7.66	\$14,434	\$14,714	\$15,180	\$15,646	\$15,926
35-2021	Food preparation workers	500	11.81	\$9.33	\$19,397	1.96	\$7.26	\$7.82	\$8.91	\$10.52	\$12.11	\$15,098	\$16,262	\$18,523	\$21,874	\$25,179
35-3011	Bartenders	350	18.48	\$7.72	\$16,047	5.29	\$6.93	\$7.05	\$7.26	\$7.53	\$8.71	\$14,418	\$14,673	\$15,109	\$15,667	\$18,108
35-3021	Combined food preparation and serving workers, including fast food	1,840	6.14	\$7.87	\$16,359	2.02	\$6.96	\$7.12	\$7.55	\$8.33	\$9.10	\$14,469	\$14,800	\$15,707	\$17,331	\$18,928
35-3022	Counter attendants, cafeteria, food concession, and coffee shop	80	22.63	\$9.04	\$18,800	3.98	\$7.13	\$7.50	\$8.63	\$10.29	\$11.69	\$14,825	\$15,609	\$17,943	\$21,412	\$24,311
35-3031	Waiters and waitresses	1,160	4.56	\$7.72	\$16,057	3.46	\$6.93	\$7.04	\$7.24	\$7.56	\$9.24	\$14,407	\$14,646	\$15,060	\$15,726	\$19,226
35-3041	Food servers, nonrestaurant	80	6.08	\$8.77	\$18,240	2.14	\$7.40	\$7.91	\$8.62	\$9.33	\$10.83	\$15,401	\$16,457	\$17,924	\$19,407	\$22,527
35-9011	Dining room and cafeteria attendants and bartender helpers	140	28.12	\$7.80	\$16,214	3.26	\$6.98	\$7.19	\$7.52	\$8.09	\$9.14	\$14,527	\$14,946	\$15,638	\$16,822	\$19,018
35-9021	Dishwashers	250	12.91	\$7.78	\$16,176	2.26	\$6.98	\$7.18	\$7.52	\$8.11	\$9.16	\$14,519	\$14,926	\$15,634	\$16,871	\$19,056
35-9031	Hosts and hostesses, restaurant, lounge, and coffee shop	140	16.7	\$7.85	\$16,328	2.59	\$7.00	\$7.23	\$7.61	\$8.44	\$9.21	\$14,562	\$15,034	\$15,823	\$17,565	\$19,147
37-0000	Building and Grounds Cleaning and Maintenance Occupations	1,700	4.79	\$10.94	\$22,759	2.56	\$7.14	\$7.81	\$9.66	\$12.80	\$16.70	\$14,854	\$16,244	\$20,092	\$26,625	\$34,730
37-1011	First-line supervisors/managers of housekeeping and janitorial workers	80	14.98	\$18.56	\$38,615	3.57	\$12.70	\$14.96	\$18.26	\$21.38	\$26.70	\$26,420	\$31,111	\$37,984	\$44,469	\$55,542
37-1012	First-line supervisors/managers of landscaping, lawn service, and groundskeeping workers	30	36.57	\$24.44	\$50,837	7.05	\$15.67	\$19.62	\$25.62	\$29.98	\$32.47	\$32,588	\$40,805	\$53,285	\$62,352	\$67,537
37-2011	Janitors and cleaners, except maids and housekeeping cleaners	830	7.26	\$10.96	\$22,793	2.03	\$7.34	\$8.44	\$10.35	\$13.03	\$15.22	\$15,271	\$17,561	\$21,535	\$27,106	\$31,663
37-2012	Maids and housekeeping cleaners	450	12.45	\$8.11	\$16,862	2.38	\$6.97	\$7.15	\$7.54	\$8.71	\$9.92	\$14,498	\$14,873	\$15,680	\$18,125	\$20,636
37-3011	Landscaping and groundskeeping workers	190	14.36	\$11.67	\$24,266	5.01	\$7.50	\$8.45	\$10.83	\$14.77	\$17.63	\$15,591	\$17,576	\$22,521	\$30,716	\$36,665
39-0000	Personal Care and Service Occupations	1,660	6.74	\$9.44	\$19,631	2.12	\$7.17	\$7.60	\$8.52	\$9.99	\$13.42	\$14,923	\$15,816	\$17,728	\$20,783	\$27,921
39-1021	First-line supervisors/managers of personal service workers	60	23.25	\$13.91	\$28,940	5.42	\$9.24	\$11.19	\$13.85	\$16.87	\$18.47	\$19,229	\$23,270	\$28,812	\$35,089	\$38,427
39-2021	Nonfarm animal caretakers	40	34.53	\$7.88	\$16,391	4.51	\$6.96	\$7.13	\$7.49	\$8.36	\$9.18	\$14,482	\$14,832	\$15,582	\$17,391	\$19,089
39-3091	Amusement and recreation attendants	50	16.07	\$7.43	\$15,458	4.31	\$6.92	\$7.03	\$7.20	\$7.43	\$7.65	\$14,395	\$14,615	\$14,981	\$15,456	\$15,920
39-5012	Hairdressers, hairstylists, and cosmetologists	140	13.11	\$12.17	\$25,320	6.37	\$7.06	\$8.45	\$10.84	\$14.35	\$20.56	\$14,689	\$17,585	\$22,540	\$29,852	\$42,758
39-9011	Child care workers	240	11.46	\$8.49	\$17,663	3.03	\$7.00	\$7.23	\$7.61	\$8.93	\$11.37	\$14,563	\$15,041	\$15,833	\$18,583	\$23,653
39-9021	Personal and home care aides	680	7.18	\$8.26	\$17,189	2.44	\$7.32	\$7.68	\$8.25	\$8.82	\$9.39	\$15,223	\$15,971	\$17,160	\$18,348	\$19,542

Occupational Code	Occupational Title	Employment Estimate	Employment Percentage Relative Standard Error	Average Hourly Wage	Average Annual Wage	Wage Percentage Relative Standard Error	10th Percentile (Hourly)	25th Percentile (Hourly)	50th Percentile (Hourly)	75th Percentile (Hourly)	90th Percentile (Hourly)	10th Percentile (Annual)	25th Percentile (Annual)	50th Percentile (Annual)	75th Percentile (Annual)	90th Percentile (Annual)
39-9031	Fitness trainers and aerobics instructors	110	16	\$10.83	\$22,521	6.96	\$7.59	\$8.30	\$9.42	\$13.55	\$15.19	\$15,784	\$17,261	\$19,604	\$28,187	\$31,595
39-9032	Recreation workers	150	1.95	\$9.34	\$19,430	1.91	\$7.26	\$7.86	\$8.81	\$10.01	\$12.55	\$15,095	\$16,343	\$18,325	\$20,812	\$26,111
39-9041	Residential advisors	#	#	\$10.96	\$22,798	3.97	\$7.38	\$8.40	\$10.01	\$12.31	\$16.79	\$15,352	\$17,472	\$20,822	\$25,611	\$34,923
41-0000	Sales and Related Occupations	6,780	4.03	\$12.64	\$26,281	3.58	\$7.17	\$7.80	\$9.46	\$13.96	\$21.63	\$14,907	\$16,231	\$19,675	\$29,029	\$44,990
41-1011	First-line supervisors/managers of retail sales workers	540	7.14	\$17.04	\$35,439	3.51	\$8.64	\$12.89	\$16.44	\$20.46	\$25.32	\$17,976	\$26,811	\$34,196	\$42,561	\$52,663
41-1012	First-line supervisors/managers of non-retail sales workers	50	11.16	\$30.34	\$63,102	19.64	\$14.74	\$19.74	\$24.56	\$29.95	\$50.23	\$30,657	\$41,056	\$51,093	\$62,306	\$104,474
41-2011	Cashiers	1,680	7.89	\$9.18	\$19,104	3.12	\$7.00	\$7.25	\$8.21	\$9.65	\$14.70	\$14,557	\$15,084	\$17,069	\$20,074	\$30,571
41-2021	Counter and rental clerks	260	23.33	\$11.89	\$24,730	11.04	\$7.08	\$7.42	\$8.71	\$11.84	\$25.37	\$14,722	\$15,439	\$18,113	\$24,627	\$52,767
41-2022	Parts salespersons	120	28.41	\$13.69	\$28,467	5.08	\$8.14	\$9.82	\$13.61	\$16.69	\$19.42	\$16,929	\$20,430	\$28,305	\$34,707	\$40,401
41-2031	Retail salespersons	2,240	8.1	\$11.10	\$23,087	3.83	\$7.12	\$7.70	\$9.31	\$11.93	\$17.39	\$14,818	\$16,015	\$19,359	\$24,810	\$36,176
41-3011	Advertising sales agents	40	20.85	\$23.69	\$49,274	12.83	\$11.36	\$15.31	\$20.18	\$28.04	\$42.73	\$23,637	\$31,834	\$41,967	\$58,317	\$88,878
41-3021	Insurance sales agents	140	31.37	\$21.51	\$44,738	8.68	\$10.32	\$12.42	\$16.64	\$25.54	\$38.27	\$21,461	\$25,843	\$34,607	\$53,120	\$79,611
41-3031	Securities, commodities, and financial services sales agents	30	27.01	\$29.49	\$61,347	20.13	\$14.99	\$17.26	\$22.82	\$32.87	\$56.43	\$31,189	\$35,892	\$47,465	\$68,372	\$117,381
41-3099	Sales representatives, services, all other	90	18.19	\$20.39	\$42,420	8.1	\$10.44	\$13.84	\$17.93	\$25.35	\$34.67	\$21,705	\$28,787	\$37,303	\$52,728	\$72,104
41-4012	Sales representatives, wholesale and manufacturing, except technical and scientific products	330	14.45	\$24.63	\$51,230	7.67	\$9.80	\$13.46	\$22.05	\$34.66	\$45.41	\$20,389	\$27,989	\$45,862	\$72,101	\$94,462
41-9022	Real estate sales agents	80	46.04	\$35.59	\$74,037	20.57	\$11.94	\$14.33	\$21.63	\$61.18	#	\$24,843	\$29,797	\$44,984	\$127,254	#
41-9041	Telemarketers	1,080	0.38	\$9.39	\$19,531	2.86	\$7.48	\$7.95	\$8.72	\$10.60	\$12.81	\$15,565	\$16,529	\$18,146	\$22,039	\$26,654
41-9099	Sales and related workers, all other	20	21.63	\$19.17	\$39,879	10.87	\$10.21	\$14.07	\$19.25	\$24.58	\$28.66	\$21,230	\$29,269	\$40,043	\$51,119	\$59,612
43-0000	Office and Administrative Support Occupations	9,340	4.94	\$13.20	\$27,446	1.73	\$7.86	\$9.29	\$11.92	\$16.17	\$20.45	\$16,347	\$19,314	\$24,788	\$33,634	\$42,544
43-1011	First-line supervisors/managers of office and administrative support workers	480	10.19	\$20.07	\$41,743	2.26	\$12.14	\$15.01	\$18.91	\$24.89	\$30.03	\$25,253	\$31,222	\$39,340	\$51,776	\$62,464
43-2011	Switchboard operators, including answering service	40	18.65	\$10.97	\$22,808	2.34	\$8.20	\$9.83	\$10.86	\$12.03	\$14.34	\$17,056	\$20,456	\$22,583	\$25,018	\$29,835
43-3011	Bill and account collectors	#	#	\$10.16	\$21,139	7.38	\$7.80	\$8.25	\$9.01	\$10.88	\$14.96	\$16,218	\$17,164	\$18,742	\$22,630	\$31,123
43-3021	Billing and posting clerks and machine operators	150	18.87	\$12.63	\$26,262	2.35	\$9.59	\$10.62	\$12.46	\$14.28	\$16.31	\$19,937	\$22,081	\$25,925	\$29,705	\$33,929
43-3031	Bookkeeping, accounting, and auditing clerks	850	10.48	\$13.39	\$27,858	3.15	\$7.27	\$10.03	\$13.30	\$16.75	\$19.32	\$15,126	\$20,860	\$27,657	\$34,844	\$40,182
43-3051	Payroll and timekeeping clerks	50	17.33	\$16.33	\$33,971	4.16	\$10.29	\$12.27	\$16.80	\$19.92	\$23.08	\$21,410	\$25,532	\$34,951	\$41,423	\$48,014
43-3061	Procurement clerks	#	#	\$17.51	\$36,429	2.2	\$13.43	\$15.73	\$17.37	\$19.02	\$22.43	\$27,930	\$32,724	\$36,135	\$39,570	\$46,661
43-3071	Tellers	310	11.56	\$12.06	\$25,082	6.59	\$8.10	\$9.41	\$11.49	\$14.38	\$17.26	\$16,846	\$19,565	\$23,896	\$29,900	\$35,906
43-4041	Credit authorizers, checkers, and clerks	#	#	\$14.48	\$30,112	11.76	\$10.40	\$11.35	\$12.95	\$17.18	\$18.96	\$21,636	\$23,604	\$26,930	\$35,728	\$39,431
43-4051	Customer service representatives	810	39.39	\$11.61	\$24,155	4.51	\$7.83	\$8.53	\$9.80	\$12.55	\$18.46	\$16,283	\$17,747	\$20,389	\$26,102	\$38,403

Data unavailable

Occupational Code	Occupational Title	Employment Estimate	Employment Percentage Relative Standard Error	Average Hourly Wage	Average Annual Wage	Wage Percentage Relative Standard Error	10th Percentile (Hourly)	25th Percentile (Hourly)	50th Percentile (Hourly)	75th Percentile (Hourly)	90th Percentile (Hourly)	10th Percentile (Annual)	25th Percentile (Annual)	50th Percentile (Annual)	75th Percentile (Annual)	90th Percentile (Annual)
43-4071	File clerks	130	19.83	\$10.57	\$21,989	8.19	\$6.99	\$7.20	\$9.96	\$12.90	\$16.41	\$14,536	\$14,968	\$20,707	\$26,822	\$34,139
43-4081	Hotel, motel, and resort desk clerks	150	29.1	\$8.88	\$18,472	6.78	\$6.99	\$7.21	\$7.85	\$10.04	\$12.06	\$14,539	\$14,988	\$16,336	\$20,893	\$25,093
43-4111	Interviewers, except eligibility and loan	80	15.73	\$12.18	\$25,339	3.13	\$8.98	\$10.23	\$11.74	\$13.70	\$15.31	\$18,673	\$21,272	\$24,411	\$28,492	\$31,851
43-4131	Loan interviewers and clerks	60	37.1	\$16.17	\$33,627	8.7	\$11.37	\$13.62	\$16.48	\$18.86	\$20.78	\$23,656	\$28,323	\$34,282	\$39,220	\$43,232
43-4151	Order clerks	410	13.91	\$10.16	\$21,132	6.12	\$7.61	\$8.23	\$9.35	\$11.03	\$14.04	\$15,837	\$17,127	\$19,439	\$22,943	\$29,198
43-4161	Human resources assistants, except payroll and timekeeping	50	9.28	\$16.47	\$34,251	1.91	\$12.41	\$14.25	\$16.54	\$18.71	\$21.13	\$25,814	\$29,649	\$34,396	\$38,908	\$43,954
43-4171	Receptionists and information clerks	510	9.89	\$10.96	\$22,796	3.23	\$7.50	\$8.50	\$10.25	\$12.77	\$16.41	\$15,610	\$17,671	\$21,330	\$26,569	\$34,125
43-4199	Information and record clerks, all other	170	6.94	\$15.33	\$31,883	3.91	\$10.01	\$11.59	\$15.41	\$18.73	\$21.68	\$20,830	\$24,098	\$32,054	\$38,966	\$45,096
43-5021	Couriers and messengers	70	40.29	\$10.25	\$21,313	12.22	\$6.98	\$7.17	\$10.38	\$12.90	\$14.39	\$14,516	\$14,918	\$21,598	\$26,831	\$29,935
43-5032	Dispatchers, except police, fire, and ambulance	50	33.6	\$16.95	\$35,265	5.8	\$10.61	\$13.05	\$15.65	\$20.76	\$25.63	\$22,073	\$27,141	\$32,544	\$43,190	\$53,317
43-5041	Meter readers, utilities	30	16.08	\$16.64	\$34,613	8.73	\$10.81	\$12.45	\$16.67	\$19.22	\$23.62	\$22,479	\$25,898	\$34,684	\$39,969	\$49,132
43-5051	Postal service clerks	20	0.04	\$21.66	\$45,055	#	\$19.78	\$20.56	\$21.88	\$23.19	\$23.98	\$41,132	\$42,770	\$45,500	\$48,230	\$49,868
43-5052	Postal service mail carriers	150	0.01	\$21.18	\$44,058	#	\$18.28	\$20.00	\$21.55	\$23.11	\$24.04	\$38,026	\$41,594	\$44,828	\$48,062	\$50,002
43-5053	Postal service mail sorters, processors, and processing machine operators	20	0.04	\$19.35	\$40,240	#	\$10.94	\$18.75	\$20.95	\$22.72	\$23.79	\$22,750	\$39,000	\$43,573	\$47,266	\$49,483
43-5061	Production, planning, and expediting clerks	80	25.09	\$19.53	\$40,621	3.42	\$11.98	\$16.50	\$19.39	\$23.34	\$26.28	\$24,914	\$34,327	\$40,331	\$48,547	\$54,665
43-5071	Shipping, receiving, and traffic clerks	180	10.19	\$12.89	\$26,807	3.2	\$7.68	\$9.16	\$12.27	\$16.06	\$19.40	\$15,974	\$19,057	\$25,517	\$33,396	\$40,352
43-5081	Stock clerks and order fillers	620	6.77	\$11.30	\$23,506	2.28	\$7.41	\$8.47	\$10.52	\$14.04	\$16.79	\$15,404	\$17,620	\$21,877	\$29,197	\$34,926
43-5111	Weighers, measurers, checkers, and samplers, recordkeeping	30	23.51	\$13.29	\$27,647	6.28	\$8.53	\$10.00	\$13.26	\$16.27	\$18.07	\$17,753	\$20,801	\$27,573	\$33,840	\$37,595
43-6011	Executive secretaries and administrative assistants	460	9.34	\$18.56	\$38,604	3.25	\$10.94	\$14.23	\$18.18	\$22.58	\$27.16	\$22,762	\$29,589	\$37,822	\$46,963	\$56,493
43-6012	Legal secretaries	90	49.52	\$10.80	\$22,471	8.91	\$8.36	\$9.06	\$10.17	\$12.17	\$14.27	\$17,393	\$18,849	\$21,148	\$25,321	\$29,682
43-6013	Medical secretaries	220	10.05	\$12.17	\$25,319	4.38	\$8.47	\$9.81	\$11.62	\$13.96	\$15.37	\$17,609	\$20,395	\$24,177	\$29,028	\$31,975
43-6014	Secretaries, except legal, medical, and executive	880	9.09	\$12.47	\$25,933	1.9	\$7.83	\$9.51	\$11.85	\$15.12	\$18.00	\$16,278	\$19,772	\$24,646	\$31,460	\$37,430
43-9011	Computer operators	40	32.78	\$16.94	\$35,237	8.07	\$11.26	\$13.11	\$17.12	\$19.43	\$23.37	\$23,428	\$27,262	\$35,604	\$40,417	\$48,608
43-9021	Data entry keyers	90	26.78	\$9.79	\$20,365	5.91	\$7.46	\$7.96	\$8.90	\$11.36	\$14.05	\$15,516	\$16,555	\$18,510	\$23,624	\$29,219
43-9022	Word processors and typists	40	14.49	\$14.78	\$30,733	2.49	\$10.48	\$12.17	\$15.01	\$17.45	\$18.89	\$21,789	\$25,309	\$31,226	\$36,296	\$39,296
43-9041	Insurance claims and policy processing clerks	60	30.95	\$14.14	\$29,403	7.75	\$8.81	\$11.81	\$13.56	\$16.45	\$19.01	\$18,319	\$24,563	\$28,197	\$34,220	\$39,544
43-9051	Mail clerks and mail machine operators, except postal service	10	0.15	\$12.98	\$26,998	2.58	\$7.74	\$9.47	\$13.49	\$15.68	\$18.06	\$16,095	\$19,704	\$28,050	\$32,614	\$37,558
43-9061	Office clerks, general	980	10.96	\$11.60	\$24,138	1.69	\$8.15	\$9.47	\$11.05	\$13.50	\$15.33	\$16,948	\$19,689	\$22,976	\$28,083	\$31,896
43-9071	Office machine operators, except computer	#	#	\$9.98	\$20,758	4.77	\$7.45	\$8.29	\$9.61	\$11.46	\$13.63	\$15,500	\$17,235	\$19,983	\$23,847	\$28,358

Data unavailable

Occupational Code	Occupational Title	Employment Estimate	Employment Percentage Relative Standard Error	Average Hourly Wage	Average Annual Wage	Wage Percentage Relative Standard Error	10th Percentile (Hourly)	25th Percentile (Hourly)	50th Percentile (Hourly)	75th Percentile (Hourly)	90th Percentile (Hourly)	10th Percentile (Annual)	25th Percentile (Annual)	50th Percentile (Annual)	75th Percentile (Annual)	90th Percentile (Annual)
43-9199	Office and administrative support workers, all other	70	5.47	#	#	#	#	#	#	#	#	#	#	#	#	#
45-0000	Farming, Fishing, and Forestry Occupations	50	28.63	\$10.39	\$21,608	10.81	\$7.12	\$7.62	\$9.12	\$11.51	\$15.52	\$14,805	\$15,850	\$18,961	\$23,937	\$32,289
45-2092	Farmworkers and laborers, crop, nursery, and greenhouse	30	43.47	\$8.44	\$17,563	4.32	\$7.10	\$7.47	\$8.23	\$9.29	\$10.57	\$14,766	\$15,528	\$17,115	\$19,315	\$21,987
47-0000	Construction and Extraction Occupations	3,270	8.56	\$16.19	\$33,673	2.34	\$9.40	\$11.50	\$14.65	\$19.71	\$26.29	\$19,561	\$23,930	\$30,473	\$41,004	\$54,682
47-1011	First-line supervisors/managers of construction trades and extraction workers	240	24.75	\$24.26	\$50,470	4.29	\$14.48	\$20.10	\$25.36	\$29.01	\$31.95	\$30,111	\$41,806	\$52,745	\$60,343	\$66,464
47-2021	Brickmasons and blockmasons	#	#	\$14.01	\$29,133	13.86	\$10.48	\$11.41	\$13.11	\$15.06	\$21.57	\$21,793	\$23,738	\$27,258	\$31,326	\$44,863
47-2031	Carpenters	370	10.96	\$18.25	\$37,957	4.76	\$9.88	\$12.96	\$16.15	\$22.64	\$32.15	\$20,557	\$26,953	\$33,595	\$47,099	\$66,874
47-2051	Cement masons and concrete finishers	240	25.13	\$16.04	\$33,358	7.5	\$10.55	\$13.23	\$15.86	\$18.69	\$21.75	\$21,951	\$27,524	\$32,984	\$38,870	\$45,242
47-2061	Construction laborers	740	21.26	\$11.45	\$23,810	3.4	\$7.86	\$10.04	\$11.29	\$12.69	\$14.78	\$16,347	\$20,873	\$23,492	\$26,404	\$30,751
47-2071	Paving, surfacing, and tamping equipment operators	80	25.92	\$17.10	\$35,562	2.55	\$13.14	\$14.81	\$17.13	\$19.27	\$21.70	\$27,333	\$30,804	\$35,628	\$40,077	\$45,146
47-2073	Operating engineers and other construction equipment operators	190	17.28	\$18.06	\$37,561	3.6	\$13.85	\$15.96	\$17.82	\$20.64	\$23.30	\$28,798	\$33,201	\$37,066	\$42,934	\$48,467
47-2081	Drywall and ceiling tile installers	#	#	\$16.73	\$34,799	9.41	\$10.89	\$13.03	\$16.50	\$19.43	\$23.70	\$22,655	\$27,110	\$34,326	\$40,404	\$49,290
47-2111	Electricians	330	10.95	\$19.82	\$41,227	7.29	\$9.74	\$13.13	\$20.29	\$26.81	\$29.78	\$20,252	\$27,306	\$42,212	\$55,760	\$61,937
47-2121	Glaziers	#	#	\$13.67	\$28,423	6.53	\$9.39	\$10.58	\$12.79	\$17.06	\$19.18	\$19,523	\$22,011	\$26,611	\$35,488	\$39,890
47-2141	Painters, construction and maintenance	70	11.24	\$16.19	\$33,682	4.69	\$10.98	\$12.94	\$15.63	\$18.01	\$23.03	\$22,829	\$26,910	\$32,500	\$37,461	\$47,908
47-2151	Pipelayers	#	#	\$13.39	\$27,850	2.56	\$9.60	\$10.65	\$12.43	\$14.34	\$21.54	\$19,972	\$22,155	\$25,845	\$29,819	\$44,807
47-2152	Plumbers, pipefitters, and steamfitters	110	34.23	\$20.41	\$42,450	5.9	\$12.84	\$14.33	\$20.98	\$23.97	\$29.82	\$26,700	\$29,808	\$43,634	\$49,856	\$62,026
47-2181	Roofers	110	36.73	\$15.04	\$31,286	13.27	\$8.18	\$10.30	\$14.79	\$19.18	\$22.21	\$17,015	\$21,421	\$30,764	\$39,898	\$46,188
47-2211	Sheet metal workers	30	29.07	\$15.56	\$32,359	9.26	\$11.12	\$12.52	\$13.91	\$15.86	\$26.86	\$23,130	\$26,049	\$28,942	\$32,991	\$55,866
47-3019	Helpers, construction trades, all other	#	#	\$10.17	\$21,151	11.29	\$7.23	\$7.80	\$10.79	\$11.77	\$12.39	\$15,039	\$16,225	\$22,448	\$24,480	\$25,764
47-4011	Construction and building inspectors	20	0.11	\$21.87	\$45,491	2.24	\$13.84	\$16.89	\$21.32	\$24.48	\$30.18	\$28,787	\$35,127	\$44,353	\$50,923	\$62,782
47-4071	Septic tank servicers and sewer pipe cleaners	#	#	\$15.54	\$32,333	15.45	\$10.43	\$11.27	\$12.64	\$17.82	\$26.75	\$21,690	\$23,448	\$26,300	\$37,067	\$55,635
49-0000	Installation, Maintenance, and Repair Occupations	2,080	8.74	\$17.77	\$36,957	2.2	\$8.99	\$12.57	\$17.13	\$22.35	\$27.83	\$18,695	\$26,147	\$35,620	\$46,478	\$57,888
49-1011	First-line supervisors/managers of mechanics, installers, and repairers	200	7.73	\$24.82	\$51,618	2.8	\$15.47	\$18.73	\$25.30	\$30.15	\$34.98	\$32,168	\$38,954	\$52,630	\$62,722	\$72,753
49-2011	Computer, automated teller, and office machine repairers	#	#	\$16.42	\$34,162	11.14	\$7.74	\$15.28	\$17.07	\$19.50	\$21.87	\$16,092	\$31,773	\$35,504	\$40,569	\$45,483
49-2022	Telecommunications equipment installers and repairers, except line installers	#	#	\$23.82	\$49,551	7.34	\$17.12	\$20.44	\$24.40	\$27.36	\$29.57	\$35,605	\$42,505	\$50,762	\$56,900	\$61,511
49-2094	Electrical and electronics repairers, commercial and industrial equipment	30	40.5	\$18.66	\$38,811	4.1	\$13.03	\$15.35	\$19.04	\$22.01	\$24.06	\$27,104	\$31,928	\$39,601	\$45,771	\$50,035

Data unavailable

Occupational Code	Occupational Title	Employment Estimate	Employment Percentage Relative Standard Error	Average Hourly Wage	Average Annual Wage	Wage Percentage Relative Standard Error	10th Percentile (Hourly)	25th Percentile (Hourly)	50th Percentile (Hourly)	75th Percentile (Hourly)	90th Percentile (Hourly)	10th Percentile (Annual)	25th Percentile (Annual)	50th Percentile (Annual)	75th Percentile (Annual)	90th Percentile (Annual)
49-2095	Electrical and electronics repairers, powerhouse, substation, and relay	20	27.42	#	#	#	#	#	#	#	#	#	#	#	#	#
49-2097	Electronic home entertainment equipment installers and repairers	#	#	\$19.90	\$41,397	14.35	\$9.97	\$18.05	\$21.19	\$24.92	\$27.46	\$20,747	\$37,542	\$44,078	\$51,835	\$57,116
49-3021	Automotive body and related repairers	50	17.34	\$13.77	\$28,646	9.66	\$9.11	\$10.66	\$12.50	\$14.43	\$23.19	\$18,943	\$22,182	\$26,002	\$30,020	\$48,242
49-3023	Automotive service technicians and mechanics	310	16.36	\$15.62	\$32,499	4.76	\$7.80	\$9.41	\$15.35	\$19.56	\$23.74	\$16,220	\$19,582	\$31,919	\$40,679	\$49,369
49-3031	Bus and truck mechanics and diesel engine specialists	90	31.26	\$20.68	\$43,015	3.84	\$15.00	\$17.13	\$20.43	\$24.15	\$27.20	\$31,202	\$35,634	\$42,497	\$50,226	\$56,572
49-3042	Mobile heavy equipment mechanics, except engines	110	45.25	\$20.61	\$42,863	3.37	\$15.47	\$18.09	\$21.22	\$23.42	\$24.77	\$32,181	\$37,635	\$44,140	\$48,717	\$51,528
49-3051	Motorboat mechanics	10	33.74	\$16.40	\$34,110	4.98	\$12.52	\$14.33	\$16.70	\$18.91	\$21.47	\$26,038	\$29,812	\$34,732	\$39,334	\$44,655
49-3053	Outdoor power equipment and other small engine mechanics	10	28.55	\$15.02	\$31,245	7.43	\$9.70	\$10.86	\$13.15	\$20.76	\$23.17	\$20,186	\$22,581	\$27,358	\$43,172	\$48,201
49-3093	Tire repairers and changers	#	#	\$8.49	\$17,654	15.62	\$6.98	\$7.17	\$7.48	\$8.46	\$14.23	\$14,511	\$14,904	\$15,561	\$17,593	\$29,604
49-9021	Heating, air conditioning, and refrigeration mechanics and installers	#	#	\$15.59	\$32,433	5.34	\$11.71	\$12.99	\$14.56	\$16.78	\$22.87	\$24,360	\$27,012	\$30,294	\$34,893	\$47,573
49-9041	Industrial machinery mechanics	50	8.12	\$23.84	\$49,593	4.8	\$15.72	\$20.06	\$23.04	\$30.04	\$33.94	\$32,702	\$41,731	\$47,933	\$62,486	\$70,596
49-9042	Maintenance and repair workers, general	480	5.66	\$15.41	\$32,051	2.15	\$8.90	\$11.45	\$15.54	\$19.08	\$22.85	\$18,521	\$23,823	\$32,313	\$39,688	\$47,527
49-9043	Maintenance workers, machinery	30	37.07	\$13.31	\$27,682	16.1	\$7.01	\$7.25	\$12.23	\$15.24	\$23.65	\$14,581	\$15,080	\$25,448	\$31,699	\$49,186
49-9051	Electrical power-line installers and repairers	#	#	\$27.64	\$57,485	3.53	\$22.77	\$25.66	\$27.91	\$30.14	\$32.21	\$47,352	\$53,366	\$58,045	\$62,681	\$66,993
49-9098	Helpers--installation, maintenance, and repair workers	30	22	\$11.37	\$23,652	3.93	\$8.07	\$9.10	\$11.39	\$13.64	\$14.89	\$16,794	\$18,937	\$23,690	\$28,369	\$30,966
49-9099	Installation, maintenance, and repair workers, all other	50	43.55	\$16.29	\$33,882	9.39	\$9.05	\$10.71	\$16.93	\$21.42	\$23.41	\$18,817	\$22,272	\$35,211	\$44,548	\$48,697
51-0000	Production Occupations	3,150	10.85	\$14.93	\$31,062	2.43	\$8.19	\$10.12	\$13.68	\$17.96	\$23.31	\$17,033	\$21,055	\$28,449	\$37,356	\$48,483
51-1011	First-line supervisors/managers of production and operating workers	220	11.2	\$23.74	\$49,382	2.68	\$13.23	\$18.23	\$22.54	\$28.75	\$37.40	\$27,511	\$37,912	\$46,880	\$59,807	\$77,785
51-2092	Team assemblers	490	1.09	\$11.61	\$24,150	5	\$8.31	\$9.27	\$11.99	\$13.76	\$14.82	\$17,278	\$19,273	\$24,944	\$28,628	\$30,826
51-2099	Assemblers and fabricators, all other	110	41.06	\$9.60	\$19,959	6.83	\$7.17	\$7.56	\$8.58	\$11.04	\$13.58	\$14,909	\$15,724	\$17,852	\$22,958	\$28,249
51-3011	Bakers	70	38.79	\$11.21	\$23,325	4.38	\$7.41	\$8.34	\$10.23	\$14.10	\$16.86	\$15,422	\$17,344	\$21,275	\$29,332	\$35,076
51-3021	Butchers and meat cutters	50	38.26	\$12.89	\$26,805	9.51	\$7.48	\$8.14	\$10.69	\$18.77	\$21.11	\$15,568	\$16,930	\$22,244	\$39,039	\$43,911
51-4011	Computer-controlled machine tool operators, metal and plastic	20	12.28	\$16.23	\$33,763	3.89	\$12.60	\$13.61	\$15.57	\$18.51	\$21.75	\$26,210	\$28,310	\$32,386	\$38,507	\$45,230
51-4023	Rolling machine setters, operators, and tenders, metal and plastic	#	#	\$21.03	\$43,744	7.21	\$10.81	\$13.03	\$21.14	\$23.43	\$24.80	\$22,476	\$27,104	\$43,966	\$48,725	\$51,580
51-4031	Cutting, punching, and press machine setters, operators, and tenders, metal and plastic	80	40.6	\$14.20	\$29,544	4.78	\$9.97	\$10.96	\$13.84	\$17.33	\$19.04	\$20,731	\$22,805	\$28,777	\$36,038	\$39,610

Data unavailable

Occupational Code	Occupational Title	Employment Estimate	Employment Percentage Relative Standard Error	Average Hourly Wage	Average Annual Wage	Wage Percentage Relative Standard Error	10th Percentile (Hourly)	25th Percentile (Hourly)	50th Percentile (Hourly)	75th Percentile (Hourly)	90th Percentile (Hourly)	10th Percentile (Annual)	25th Percentile (Annual)	50th Percentile (Annual)	75th Percentile (Annual)	90th Percentile (Annual)
51-4041	Machinists	200	10.91	\$15.83	\$32,936	2.92	\$11.97	\$14.14	\$16.29	\$17.90	\$18.91	\$24,903	\$29,407	\$33,874	\$37,235	\$39,326
51-4111	Tool and die makers	#	#	\$20.15	\$41,919	3.75	\$13.29	\$15.63	\$19.32	\$22.84	\$32.25	\$27,653	\$32,517	\$40,181	\$47,498	\$67,090
51-4121	Welders, cutters, solderers, and brazers	160	14.35	\$15.27	\$31,770	3.14	\$10.37	\$11.75	\$15.34	\$17.66	\$19.05	\$21,578	\$24,447	\$31,914	\$36,741	\$39,618
51-4122	Welding, soldering, and brazing machine setters, operators, and tenders	#	#	\$22.47	\$46,743	12.64	\$16.38	\$18.06	\$23.87	\$26.21	\$27.61	\$34,064	\$37,565	\$49,640	\$54,507	\$57,427
51-5011	Bindery workers	#	#	\$11.59	\$24,110	4	\$9.44	\$10.01	\$10.85	\$12.33	\$16.02	\$19,631	\$20,819	\$22,577	\$25,657	\$33,332
51-5021	Job printers	20	48.07	\$11.34	\$23,584	7.47	\$7.72	\$8.56	\$11.66	\$13.91	\$15.06	\$16,060	\$17,809	\$24,243	\$28,931	\$31,328
51-5023	Printing machine operators	40	4.07	\$15.12	\$31,448	2.8	\$9.06	\$11.23	\$15.30	\$18.99	\$21.78	\$18,846	\$23,367	\$31,829	\$39,508	\$45,311
51-6011	Laundry and dry-cleaning workers	80	10.23	\$8.50	\$17,682	2.63	\$6.99	\$7.24	\$7.80	\$9.13	\$10.70	\$14,534	\$15,055	\$16,224	\$18,989	\$22,248
51-6031	Sewing machine operators	20	4.4	\$9.97	\$20,747	3.01	\$7.89	\$8.58	\$9.91	\$11.26	\$12.37	\$16,417	\$17,854	\$20,609	\$23,424	\$25,733
51-8021	Stationary engineers and boiler operators	40	7.63	\$26.03	\$54,133	8.86	\$14.49	\$20.27	\$24.60	\$32.58	\$38.76	\$30,141	\$42,160	\$51,166	\$67,770	\$80,622
51-8031	Water and liquid waste treatment plant and system operators	50	8.56	\$19.44	\$40,445	1.83	\$13.61	\$16.61	\$19.51	\$22.95	\$25.96	\$28,313	\$34,555	\$40,571	\$47,744	\$54,002
51-9023	Mixing and blending machine setters, operators, and tenders	20	34.04	\$13.24	\$27,535	13.01	\$9.18	\$10.23	\$12.85	\$16.64	\$18.36	\$19,089	\$21,281	\$26,728	\$34,613	\$38,198
51-9061	Inspectors, testers, sorters, samplers, and weighers	120	31.95	\$15.62	\$32,493	3.2	\$8.86	\$12.44	\$15.39	\$18.65	\$22.40	\$18,439	\$25,867	\$32,007	\$38,784	\$46,599
51-9111	Packaging and filling machine operators and tenders	120	8.53	\$10.67	\$22,193	3.76	\$8.63	\$9.80	\$10.69	\$11.58	\$13.07	\$17,944	\$20,393	\$22,230	\$24,082	\$27,187
51-9122	Painters, transportation equipment	10	17.89	\$18.55	\$38,586	7	\$14.26	\$15.92	\$18.94	\$21.43	\$23.21	\$29,656	\$33,118	\$39,403	\$44,582	\$48,273
51-9123	Painting, coating, and decorating workers	#	#	\$10.65	\$22,152	2.37	\$7.47	\$7.99	\$8.84	\$13.72	\$15.93	\$15,534	\$16,628	\$18,380	\$28,530	\$33,125
51-9198	Helpers--production workers	30	30.09	\$9.57	\$19,904	7.72	\$7.10	\$7.50	\$9.29	\$11.35	\$13.15	\$14,769	\$15,596	\$19,315	\$23,614	\$27,343
53-0000	Transportation and Material Moving Occupations	3,620	6.92	\$13.60	\$28,285	3.33	\$7.65	\$9.31	\$13.02	\$16.41	\$19.69	\$15,909	\$19,370	\$27,086	\$34,132	\$40,959
53-1021	First-line supervisors/managers of helpers, laborers, and material movers, hand	80	6.55	\$24.37	\$50,693	6.73	\$15.17	\$18.19	\$24.53	\$30.03	\$35.18	\$31,557	\$37,833	\$51,015	\$62,464	\$73,173
53-1031	First-line supervisors/managers of transportation and material-moving machine and vehicle	80	14.72	\$20.42	\$42,481	4.88	\$13.41	\$16.08	\$20.07	\$23.92	\$29.22	\$27,896	\$33,449	\$41,756	\$49,745	\$60,777
53-3022	Bus drivers, school	170	0.86	\$12.20	\$25,369	2.37	\$8.46	\$10.01	\$11.78	\$14.42	\$17.17	\$17,600	\$20,830	\$24,493	\$30,004	\$35,718
53-3031	Driver/sales workers	150	42.23	\$10.77	\$22,398	4.96	\$6.96	\$7.18	\$10.31	\$12.97	\$15.95	\$14,467	\$14,937	\$21,451	\$26,985	\$33,170
53-3032	Truck drivers, heavy and tractor-trailer	410	25.6	\$14.73	\$30,641	2.66	\$12.39	\$13.11	\$14.30	\$15.60	\$18.65	\$25,766	\$27,268	\$29,737	\$32,452	\$38,790
53-3033	Truck drivers, light or delivery services	270	16.68	\$12.42	\$25,835	7.37	\$7.53	\$9.34	\$11.40	\$14.00	\$19.12	\$15,664	\$19,430	\$23,716	\$29,117	\$39,767
53-3041	Taxi drivers and chauffeurs	50	41.87	\$10.69	\$22,237	14.78	\$7.46	\$7.91	\$8.65	\$11.69	\$20.56	\$15,518	\$16,460	\$17,982	\$24,308	\$42,769
53-3099	Motor vehicle operators, all other	#	#	\$17.46	\$36,317	6.42	\$11.04	\$15.48	\$17.58	\$20.90	\$23.27	\$22,968	\$32,203	\$36,560	\$43,465	\$48,409
53-6031	Service station attendants	70	26.29	\$9.85	\$20,480	4.89	\$7.32	\$8.03	\$9.73	\$11.30	\$13.16	\$15,218	\$16,696	\$20,247	\$23,501	\$27,378
53-7011	Conveyor operators and tenders	30	6.67	\$11.85	\$24,638	4.2	\$9.92	\$10.55	\$11.58	\$13.19	\$14.52	\$20,632	\$21,939	\$24,079	\$27,427	\$30,193
53-7021	Crane and tower operators	#	#	\$24.38	\$50,703	2.88	\$16.59	\$20.66	\$24.56	\$28.64	\$31.25	\$34,516	\$42,972	\$51,088	\$59,571	\$64,999

Data unavailable

Occupational Code	Occupational Title	Employment Estimate	Employment Percentage Relative Standard Error	Average Hourly Wage	Average Annual Wage	Wage Percentage Relative Standard Error	10th Percentile (Hourly)	25th Percentile (Hourly)	50th Percentile (Hourly)	75th Percentile (Hourly)	90th Percentile (Hourly)	10th Percentile (Annual)	25th Percentile (Annual)	50th Percentile (Annual)	75th Percentile (Annual)	90th Percentile (Annual)
53-7032	Excavating and loading machine and dragline operators	#	#	\$14.93	\$31,060	6.53	\$12.40	\$13.15	\$14.37	\$15.74	\$19.12	\$25,800	\$27,346	\$29,891	\$32,735	\$39,779
53-7051	Industrial truck and tractor operators	160	13.92	\$12.00	\$24,962	4.64	\$7.99	\$9.32	\$11.21	\$14.83	\$17.42	\$16,610	\$19,377	\$23,320	\$30,851	\$36,228
53-7061	Cleaners of vehicles and equipment	70	36.89	\$10.22	\$21,264	2.88	\$7.78	\$9.05	\$9.93	\$10.87	\$11.97	\$16,175	\$18,829	\$20,660	\$22,616	\$24,892
53-7062	Laborers and freight, stock, and material movers, hand	1,310	5.32	\$12.77	\$26,554	6.27	\$7.38	\$8.55	\$12.64	\$16.78	\$18.68	\$15,358	\$17,774	\$26,298	\$34,898	\$38,847
53-7064	Packers and packagers, hand	230	7.68	\$10.39	\$21,611	8.13	\$7.41	\$7.89	\$8.85	\$13.56	\$14.95	\$15,403	\$16,408	\$18,409	\$28,195	\$31,103
53-7199	Material moving workers, all other	20	14.52	\$12.31	\$25,596	16.22	\$7.47	\$8.00	\$8.88	\$17.15	\$18.41	\$15,547	\$16,645	\$18,474	\$35,663	\$38,289

Occupational Code	Occupational Title	Employment Estimate	Employment Percentage Relative Standard Error	Average Hourly Wage	Average Annual Wage	Wage Percentage Relative Standard Error	10th Percentile (Hourly)	25th Percentile (Hourly)	50th Percentile (Hourly)	75th Percentile (Hourly)	90th Percentile (Hourly)	10th Percentile (Annual)	25th Percentile (Annual)	50th Percentile (Annual)	75th Percentile (Annual)	90th Percentile (Annual)
25-1042	Biological science teachers, postsecondary	20	18.09	#	\$57,394	14.57	#	#	#	#	#	\$32,370	\$37,784	\$44,787	\$50,536	\$118,385
25-1066	Psychology teachers, postsecondary	20	5.59	#	\$49,510	4.88	#	#	#	#	#	\$33,427	\$41,832	\$47,661	\$57,056	\$71,867
25-1072	Nursing instructors and teachers, postsecondary	30	28.8	#	\$48,814	3.32	#	#	#	#	#	\$33,568	\$39,610	\$47,967	\$57,474	\$66,293
25-1081	Education teachers, postsecondary	20	24.9	#	\$47,993	9.22	#	#	#	#	#	\$28,607	\$33,181	\$39,736	\$54,237	\$85,296
25-1121	Art, drama, and music teachers, postsecondary	30	9.41	#	\$43,811	4.39	#	#	#	#	#	\$30,966	\$35,143	\$42,506	\$50,610	\$60,338
25-1122	Communications teachers, postsecondary	10	28.77	#	\$48,007	10.65	#	#	#	#	#	\$28,193	\$31,150	\$42,750	\$58,544	\$85,198
25-1123	English language and literature teachers, postsecondary	20	8.11	#	\$41,904	4.25	#	#	#	#	#	\$26,486	\$34,378	\$42,425	\$49,884	\$57,337
25-1194	Vocational education teachers, postsecondary	40	20.7	\$18.44	\$38,355	2.58	\$12.19	\$14.63	\$17.40	\$21.38	\$27.77	\$25,347	\$30,427	\$36,195	\$44,470	\$57,763
25-1199	Postsecondary teachers, all other	160	3.35	#	\$32,902	8.46	#	#	#	#	#	\$21,508	\$23,374	\$31,346	\$40,612	\$48,543
25-2011	Preschool teachers, except special education	250	19.95	\$12.36	\$25,700	6.3	\$7.21	\$8.93	\$12.11	\$14.90	\$18.58	\$15,007	\$18,565	\$25,190	\$30,985	\$38,651
25-2012	Kindergarten teachers, except special education	150	4.08	#	\$37,279	1.5	#	#	#	#	#	\$27,562	\$31,182	\$36,578	\$42,377	\$49,135
25-2021	Elementary school teachers, except special education	1,150	2.77	#	\$37,636	0.86	#	#	#	#	#	\$28,422	\$32,091	\$37,054	\$42,969	\$48,798
25-2022	Middle school teachers, except special and vocational education	570	3.32	#	\$37,247	0.86	#	#	#	#	#	\$28,693	\$32,309	\$36,551	\$41,152	\$47,883
25-2031	Secondary school teachers, except special and vocational education	800	1.64	#	\$37,797	1.02	#	#	#	#	#	\$28,524	\$32,271	\$36,996	\$42,333	\$49,071
25-2032	Vocational education teachers, secondary school	100	5.96	#	\$37,467	1.58	#	#	#	#	#	\$28,429	\$32,398	\$37,304	\$42,020	\$47,538
25-2041	Special education teachers, preschool, kindergarten, and elementary school	170	20.67	#	\$35,945	2.71	#	#	#	#	#	\$26,007	\$29,221	\$35,344	\$42,304	\$48,786
25-2042	Special education teachers, middle school	50	4.46	#	\$37,171	1.36	#	#	#	#	#	\$28,823	\$32,980	\$37,022	\$41,035	\$47,378
25-2043	Special education teachers, secondary school	70	4.27	#	\$35,599	2.11	#	#	#	#	#	\$24,544	\$29,697	\$35,599	\$40,982	\$48,476
25-3011	Adult literacy, remedial education, and ged teachers and instructors	50	25.98	\$21.17	\$44,030	6.31	\$13.36	\$14.94	\$18.07	\$28.58	\$31.74	\$27,780	\$31,073	\$37,589	\$59,438	\$66,013
25-3099	Teachers and instructors, all other	770	4.8	\$17.46	\$36,315	1.46	\$13.13	\$14.58	\$16.73	\$19.57	\$23.09	\$27,311	\$30,336	\$34,789	\$40,708	\$48,035
25-4021	Librarians	130	27.76	\$21.41	\$44,533	2.65	\$12.84	\$16.20	\$21.55	\$26.67	\$30.86	\$26,717	\$33,697	\$44,815	\$55,475	\$64,194
25-4031	Library technicians	250	29.15	\$11.93	\$24,821	1.51	\$8.24	\$9.83	\$11.73	\$14.10	\$15.76	\$17,136	\$20,451	\$24,393	\$29,334	\$32,781
25-9031	Instructional coordinators	80	28.64	\$26.05	\$54,184	4.56	\$15.97	\$18.12	\$23.99	\$35.23	\$38.90	\$33,212	\$37,681	\$49,898	\$73,272	\$80,910
25-9041	Teacher assistants	960	3.79	#	\$21,567	1.98	#	#	#	#	#	\$15,394	\$17,331	\$21,096	\$24,889	\$29,597
25-9099	Education, training, and library workers, all other	50	2.14	\$25.31	\$52,650	3	\$20.33	\$21.70	\$23.98	\$28.63	\$34.03	\$42,284	\$45,141	\$49,879	\$59,542	\$70,778
27-0000	Arts, Design, Entertainment, Sports, and Media Occupations	510	10.47	\$13.19	\$27,431	4.46	\$7.39	\$8.42	\$10.92	\$15.89	\$21.39	\$15,371	\$17,507	\$22,722	\$33,047	\$44,483
27-1021	Commercial and industrial designers	#	#	\$15.09	\$31,383	9.99	\$12.25	\$12.90	\$13.98	\$15.06	\$22.11	\$25,489	\$26,831	\$29,069	\$31,315	\$45,997
27-1023	Floral designers	50	28.72	\$8.73	\$18,164	6.72	\$6.99	\$7.19	\$7.68	\$10.00	\$11.86	\$14,533	\$14,960	\$15,966	\$20,791	\$24,672

Data unavailable

Occupational Code	Occupational Title	Employment Estimate	Employment Percentage Relative Standard Error	Average Hourly Wage	Average Annual Wage	Wage Percentage Relative Standard Error	10th Percentile (Hourly)	25th Percentile (Hourly)	50th Percentile (Hourly)	75th Percentile (Hourly)	90th Percentile (Hourly)	10th Percentile (Annual)	25th Percentile (Annual)	50th Percentile (Annual)	75th Percentile (Annual)	90th Percentile (Annual)
33-3021	Detectives and criminal investigators	30	13.68	\$25.18	\$52,375	5.73	\$15.64	\$18.69	\$22.61	\$29.64	\$43.21	\$32,532	\$38,880	\$47,035	\$61,644	\$89,876
33-3051	Police and sheriff's patrol officers	480	7.83	\$18.52	\$38,520	6.26	\$11.11	\$13.29	\$16.62	\$21.84	\$31.68	\$23,100	\$27,649	\$34,571	\$45,435	\$65,896
33-9011	Animal control workers	10	33.29	\$13.96	\$29,035	5.62	\$10.27	\$12.05	\$14.92	\$16.43	\$17.42	\$21,366	\$25,065	\$31,038	\$34,173	\$36,235
33-9032	Security guards	30	6.02	\$11.00	\$22,873	2.73	\$8.74	\$9.56	\$10.53	\$11.63	\$14.57	\$18,181	\$19,890	\$21,897	\$24,194	\$30,312
33-9091	Crossing guards	#	#	\$10.74	\$22,342	3.26	\$7.83	\$8.39	\$9.36	\$12.23	\$16.46	\$16,279	\$17,444	\$19,472	\$25,444	\$34,244
33-9092	Lifeguards, ski patrol, and other recreational protective service workers	130	39.45	\$8.14	\$16,939	3.43	\$6.97	\$7.14	\$7.95	\$8.96	\$9.69	\$14,488	\$14,847	\$16,534	\$18,645	\$20,147
33-9099	Protective service workers, all other	100	2.84	\$12.36	\$25,714	1.93	\$7.30	\$8.48	\$11.44	\$14.34	\$20.39	\$15,175	\$17,631	\$23,789	\$29,826	\$42,412
35-0000	Food Preparation and Serving-Related Occupations	5,910	2.91	\$8.58	\$17,837	1.32	\$6.96	\$7.12	\$7.58	\$9.16	\$11.55	\$14,473	\$14,811	\$15,775	\$19,048	\$24,033
35-1011	Chefs and head cooks	#	#	\$11.28	\$23,459	4.5	\$9.73	\$10.28	\$11.04	\$11.99	\$13.21	\$20,237	\$21,381	\$22,965	\$24,935	\$27,483
35-1012	First-line supervisors/managers of food preparation and serving workers	450	7.75	\$12.59	\$26,182	4.17	\$7.60	\$8.68	\$10.88	\$14.97	\$19.29	\$15,813	\$18,058	\$22,633	\$31,143	\$40,116
35-2011	Cooks, fast food	220	21.96	\$7.87	\$16,362	4.38	\$6.94	\$7.06	\$7.34	\$8.16	\$9.78	\$14,426	\$14,692	\$15,275	\$16,966	\$20,350
35-2012	Cooks, institution and cafeteria	300	8.76	\$9.26	\$19,260	1.7	\$7.21	\$7.72	\$8.84	\$10.42	\$12.07	\$14,994	\$16,052	\$18,379	\$21,683	\$25,109
35-2014	Cooks, restaurant	470	15.22	\$8.80	\$18,295	3.31	\$7.09	\$7.49	\$8.25	\$9.40	\$11.59	\$14,748	\$15,588	\$17,167	\$19,558	\$24,110
35-2015	Cooks, short order	110	41.37	\$9.64	\$20,054	5.83	\$7.24	\$8.36	\$9.83	\$10.89	\$11.70	\$15,061	\$17,379	\$20,456	\$22,651	\$24,343
35-2021	Food preparation workers	710	15.62	\$9.59	\$19,952	1.45	\$7.27	\$7.97	\$9.12	\$10.92	\$12.89	\$15,116	\$16,576	\$18,967	\$22,706	\$26,802
35-3011	Bartenders	250	29.13	\$8.05	\$16,740	5.11	\$6.93	\$7.05	\$7.34	\$8.34	\$10.79	\$14,414	\$14,663	\$15,268	\$17,352	\$22,436
35-3021	Combined food preparation and serving workers, including fast food	1,480	7.55	\$7.59	\$15,794	2.13	\$6.93	\$7.04	\$7.25	\$7.66	\$8.79	\$14,405	\$14,640	\$15,077	\$15,931	\$18,284
35-3022	Counter attendants, cafeteria, food concession, and coffee shop	170	29.67	\$8.95	\$18,618	10.99	\$6.96	\$7.13	\$7.65	\$9.99	\$13.44	\$14,481	\$14,831	\$15,913	\$20,773	\$27,958
35-3031	Waiters and waitresses	1,110	6.36	\$7.92	\$16,481	4.09	\$6.92	\$7.03	\$7.24	\$7.80	\$10.56	\$14,401	\$14,631	\$15,061	\$16,224	\$21,965
35-3041	Food servers, nonrestaurant	60	4.45	\$8.01	\$16,651	2.63	\$6.95	\$7.11	\$7.49	\$8.68	\$9.87	\$14,465	\$14,790	\$15,570	\$18,064	\$20,537
35-9011	Dining room and cafeteria attendants and bartender helpers	80	36.1	\$7.64	\$15,894	4.9	\$6.93	\$7.05	\$7.26	\$8.12	\$9.05	\$14,412	\$14,658	\$15,096	\$16,895	\$18,826
35-9021	Dishwashers	350	14.75	\$7.56	\$15,732	2.97	\$6.93	\$7.05	\$7.32	\$7.85	\$8.78	\$14,413	\$14,661	\$15,226	\$16,323	\$18,270
35-9031	Hosts and hostesses, restaurant, lounge, and coffee shop	130	38.91	\$7.68	\$15,966	3.46	\$6.95	\$7.10	\$7.45	\$8.18	\$8.98	\$14,453	\$14,761	\$15,486	\$17,019	\$18,686
37-0000	Building and Grounds Cleaning and Maintenance Occupations	2,350	5.22	\$9.89	\$20,571	1.57	\$7.05	\$7.47	\$8.88	\$11.55	\$14.49	\$14,663	\$15,529	\$18,472	\$24,017	\$30,129
37-1011	First-line supervisors/managers of housekeeping and janitorial workers	90	15.35	\$13.81	\$28,720	3.68	\$8.34	\$10.10	\$13.47	\$17.15	\$19.14	\$17,351	\$21,006	\$28,028	\$35,668	\$39,817
37-1012	First-line supervisors/managers of landscaping, lawn service, and groundskeeping workers	30	8.07	\$17.08	\$35,530	3.09	\$10.33	\$12.54	\$16.16	\$19.22	\$25.83	\$21,482	\$26,078	\$33,612	\$39,974	\$53,729

Data unavailable

Occupational Code	Occupational Title	Employment Estimate	Employment Percentage Relative Standard Error	Average Hourly Wage	Average Annual Wage	Wage Percentage Relative Standard Error	10th Percentile (Hourly)	25th Percentile (Hourly)	50th Percentile (Hourly)	75th Percentile (Hourly)	90th Percentile (Hourly)	10th Percentile (Annual)	25th Percentile (Annual)	50th Percentile (Annual)	75th Percentile (Annual)	90th Percentile (Annual)
37-2011	Janitors and cleaners, except maids and housekeeping cleaners	1,180	8.13	\$10.27	\$21,370	1.29	\$7.16	\$8.11	\$9.71	\$12.09	\$14.35	\$14,885	\$16,861	\$20,198	\$25,150	\$29,843
37-2012	Maids and housekeeping cleaners	750	8.45	\$7.96	\$16,547	2.36	\$6.96	\$7.12	\$7.51	\$8.42	\$9.43	\$14,470	\$14,802	\$15,630	\$17,517	\$19,609
37-3011	Landscaping and groundskeeping workers	270	7.78	\$10.79	\$22,446	2.88	\$7.18	\$8.12	\$9.58	\$13.26	\$15.49	\$14,932	\$16,881	\$19,926	\$27,572	\$32,221
39-0000	Personal Care and Service Occupations	1,640	8.34	\$9.62	\$20,012	2	\$7.11	\$7.64	\$8.78	\$10.59	\$13.90	\$14,793	\$15,884	\$18,269	\$22,017	\$28,917
39-1021	First-line supervisors/managers of personal service workers	70	18.11	\$15.85	\$32,963	3.13	\$10.89	\$12.95	\$14.80	\$17.72	\$24.77	\$22,644	\$26,928	\$30,793	\$36,855	\$51,512
39-3091	Amusement and recreation attendants	80	26.44	\$10.16	\$21,132	9.05	\$7.00	\$7.23	\$8.24	\$13.28	\$16.11	\$14,562	\$15,032	\$17,137	\$27,623	\$33,512
39-3099	Entertainment attendants and related workers, all other	70	24.88	\$9.00	\$18,729	3.71	\$7.12	\$7.50	\$8.50	\$9.89	\$11.90	\$14,817	\$15,598	\$17,688	\$20,574	\$24,757
39-4021	Funeral attendants	30	11.41	\$12.80	\$26,624	15.47	\$9.15	\$10.21	\$12.74	\$15.70	\$17.83	\$19,034	\$21,240	\$26,494	\$32,664	\$37,090
39-5012	Hairdressers, hairstylists, and cosmetologists	90	3.94	\$9.01	\$18,746	13.35	\$6.96	\$7.13	\$7.63	\$9.51	\$11.19	\$14,482	\$14,833	\$15,873	\$19,789	\$23,280
39-9011	Child care workers	220	8.6	\$9.27	\$19,271	4.01	\$6.97	\$7.15	\$7.96	\$10.97	\$13.68	\$14,496	\$14,867	\$16,562	\$22,812	\$28,455
39-9021	Personal and home care aides	810	14.56	\$8.73	\$18,157	1.9	\$7.24	\$7.77	\$8.60	\$9.54	\$10.80	\$15,061	\$16,153	\$17,890	\$19,844	\$22,464
39-9031	Fitness trainers and aerobics instructors	30	35.85	\$15.31	\$31,841	4.73	\$12.09	\$14.80	\$15.90	\$17.00	\$17.66	\$25,138	\$30,780	\$33,073	\$35,367	\$36,743
39-9032	Recreation workers	#	#	\$10.01	\$20,820	1.94	\$7.33	\$8.09	\$9.18	\$10.90	\$14.61	\$15,238	\$16,832	\$19,099	\$22,672	\$30,386
39-9041	Residential advisors	10	11.87	\$11.21	\$23,323	3.76	\$9.83	\$10.37	\$11.19	\$11.97	\$12.89	\$20,452	\$21,569	\$23,265	\$24,891	\$26,802
41-0000	Sales and Related Occupations	6,250	3.57	\$11.78	\$24,497	2.86	\$7.04	\$7.43	\$9.04	\$13.53	\$19.64	\$14,653	\$15,455	\$18,808	\$28,135	\$40,853
41-1011	First-line supervisors/managers of retail sales workers	740	6.78	\$14.22	\$29,572	3.24	\$8.84	\$10.88	\$13.31	\$16.55	\$19.75	\$18,393	\$22,626	\$27,682	\$34,416	\$41,090
41-1012	First-line supervisors/managers of non-retail sales workers	30	40.61	\$29.26	\$60,863	10.74	\$11.46	\$22.69	\$29.19	\$38.22	\$44.13	\$23,843	\$47,192	\$60,711	\$79,504	\$91,783
41-2011	Cashiers	2,290	6.9	\$8.22	\$17,094	1.67	\$6.96	\$7.13	\$7.55	\$8.77	\$10.35	\$14,480	\$14,829	\$15,704	\$18,244	\$21,523
41-2021	Counter and rental clerks	300	21.26	\$9.68	\$20,128	5.7	\$7.01	\$7.25	\$8.47	\$11.09	\$15.09	\$14,580	\$15,073	\$17,607	\$23,073	\$31,386
41-2022	Parts salespersons	200	20.35	\$13.66	\$28,423	5.82	\$7.67	\$11.07	\$13.62	\$15.80	\$20.34	\$15,946	\$23,033	\$28,330	\$32,864	\$42,299
41-2031	Retail salespersons	1,680	8.43	\$10.45	\$21,743	2.89	\$7.05	\$7.50	\$8.92	\$11.90	\$16.09	\$14,657	\$15,592	\$18,554	\$24,761	\$33,469
41-3011	Advertising sales agents	40	11.19	\$15.84	\$32,947	18.73	\$7.49	\$8.11	\$9.28	\$18.40	\$41.01	\$15,578	\$16,870	\$19,296	\$38,265	\$85,298
41-3021	Insurance sales agents	200	26.41	\$16.88	\$35,120	7.89	\$8.81	\$13.37	\$15.76	\$19.57	\$26.87	\$18,329	\$27,805	\$32,783	\$40,707	\$55,900
41-3031	Securities, commodities, and financial services sales agents	#	#	\$20.87	\$43,416	17.77	\$13.84	\$15.87	\$17.56	\$19.25	\$33.05	\$28,785	\$33,006	\$36,526	\$40,045	\$68,735
41-3099	Sales representatives, services, all other	80	28.85	\$24.82	\$51,620	9.76	\$11.11	\$19.63	\$25.01	\$31.98	\$35.67	\$23,113	\$40,833	\$52,012	\$66,510	\$74,187
41-4011	Sales representatives, wholesale and manufacturing, technical and scientific products	80	37.05	\$31.38	\$65,268	15.71	\$13.48	\$15.54	\$27.95	\$42.77	\$59.14	\$28,046	\$32,314	\$58,144	\$88,956	\$123,012
41-4012	Sales representatives, wholesale and manufacturing, except technical and scientific products	440	11.98	\$18.89	\$39,282	7.18	\$7.50	\$11.04	\$16.56	\$26.52	\$30.79	\$15,594	\$22,969	\$34,450	\$55,170	\$64,053

Data unavailable

Occupational Code	Occupational Title	Employment Estimate	Employment Percentage Relative Standard Error	Average Hourly Wage	Average Annual Wage	Wage Percentage Relative Standard Error	10th Percentile (Hourly)	25th Percentile (Hourly)	50th Percentile (Hourly)	75th Percentile (Hourly)	90th Percentile (Hourly)	10th Percentile (Annual)	25th Percentile (Annual)	50th Percentile (Annual)	75th Percentile (Annual)	90th Percentile (Annual)
41-9021	Real estate brokers	30	40.81	\$34.39	\$71,538	20.3	\$15.73	\$18.79	\$37.11	\$46.27	\$49.55	\$32,714	\$39,091	\$77,186	\$96,241	\$103,068
41-9022	Real estate sales agents	#	#	\$25.68	\$53,422	20.42	\$11.95	\$18.74	\$21.23	\$38.98	\$45.52	\$24,847	\$38,977	\$44,155	\$81,078	\$94,680
41-9099	Sales and related workers, all other	70	39.99	\$13.62	\$28,319	6.83	\$9.55	\$10.24	\$11.39	\$16.39	\$18.98	\$19,863	\$21,298	\$23,690	\$34,095	\$39,480
43-0000	Office and Administrative Support Occupations	10,950	2.45	\$12.52	\$26,037	1.31	\$7.34	\$8.79	\$11.32	\$14.88	\$19.73	\$15,264	\$18,280	\$23,538	\$30,953	\$41,041
43-1011	First-line supervisors/managers of office and administrative support workers	370	7.63	\$20.16	\$41,928	4.45	\$10.91	\$13.56	\$18.35	\$24.79	\$31.45	\$22,689	\$28,203	\$38,178	\$51,564	\$65,422
43-2011	Switchboard operators, including answering service	20	20.51	\$11.06	\$23,006	6.44	\$7.54	\$8.17	\$9.31	\$11.10	\$13.29	\$15,688	\$16,989	\$19,369	\$23,080	\$27,635
43-3011	Bill and account collectors	150	14.37	\$11.12	\$23,131	4.07	\$7.06	\$8.01	\$10.77	\$13.42	\$15.26	\$14,684	\$16,667	\$22,409	\$27,904	\$31,745
43-3021	Billing and posting clerks and machine operators	210	10.9	\$12.67	\$26,357	2.79	\$8.72	\$10.27	\$12.21	\$14.63	\$17.59	\$18,132	\$21,359	\$25,388	\$30,430	\$36,585
43-3031	Bookkeeping, accounting, and auditing clerks	1,250	8.13	\$12.60	\$26,208	1.83	\$7.88	\$9.52	\$11.84	\$14.89	\$18.23	\$16,393	\$19,809	\$24,628	\$30,980	\$37,909
43-3051	Payroll and timekeeping clerks	60	17.09	\$14.62	\$30,408	3.35	\$9.99	\$11.99	\$13.56	\$17.45	\$21.39	\$20,784	\$24,942	\$28,205	\$36,292	\$44,492
43-3061	Procurement clerks	20	16.95	\$14.26	\$29,662	6.09	\$9.63	\$10.92	\$13.82	\$17.67	\$20.16	\$20,031	\$22,707	\$28,742	\$36,753	\$41,928
43-3071	Tellers	480	15.01	\$10.22	\$21,262	1.6	\$8.18	\$9.00	\$10.05	\$11.34	\$12.81	\$17,022	\$18,716	\$20,894	\$23,591	\$26,646
43-4031	Court, municipal, and license clerks	230	7.05	\$15.86	\$32,979	4.18	\$10.38	\$12.53	\$14.57	\$18.64	\$23.26	\$21,594	\$26,068	\$30,310	\$38,779	\$48,385
43-4041	Credit authorizers, checkers, and clerks	#	#	\$13.90	\$28,919	5.08	\$10.52	\$11.83	\$13.27	\$15.78	\$17.78	\$21,876	\$24,617	\$27,609	\$32,813	\$36,990
43-4051	Customer service representatives	340	18.45	\$11.74	\$24,425	3.51	\$7.44	\$8.82	\$11.21	\$14.05	\$17.33	\$15,480	\$18,335	\$23,308	\$29,230	\$36,050
43-4061	Eligibility interviewers, government programs	120	21.7	\$18.10	\$37,658	5.85	\$11.60	\$14.07	\$17.41	\$22.13	\$25.47	\$24,131	\$29,260	\$36,205	\$46,026	\$52,985
43-4071	File clerks	90	13.02	\$10.55	\$21,951	2.77	\$7.64	\$8.85	\$10.44	\$12.26	\$13.88	\$15,893	\$18,407	\$21,723	\$25,511	\$28,877
43-4081	Hotel, motel, and resort desk clerks	330	16.7	\$7.66	\$15,926	3.32	\$6.94	\$7.08	\$7.32	\$7.64	\$8.74	\$14,443	\$14,735	\$15,232	\$15,898	\$18,183
43-4111	Interviewers, except eligibility and loan	50	4.85	\$11.41	\$23,737	3.39	\$8.55	\$9.48	\$10.67	\$12.74	\$15.91	\$17,790	\$19,714	\$22,189	\$26,508	\$33,102
43-4121	Library assistants, clerical	50	26.98	\$9.77	\$20,331	4.23	\$7.18	\$7.78	\$8.87	\$10.60	\$15.71	\$14,944	\$16,174	\$18,460	\$22,048	\$32,686
43-4131	Loan interviewers and clerks	140	19.17	\$12.64	\$26,288	3.25	\$8.69	\$10.08	\$12.68	\$14.92	\$17.10	\$18,065	\$20,976	\$26,374	\$31,039	\$35,568
43-4141	New accounts clerks	80	30.95	#	#	#	#	#	#	#	#	#	#	#	#	#
43-4151	Order clerks	90	19.11	\$12.10	\$25,162	4.92	\$7.82	\$9.24	\$11.27	\$13.93	\$17.43	\$16,266	\$19,214	\$23,444	\$28,983	\$36,250
43-4161	Human resources assistants, except payroll and timekeeping	50	12.01	\$15.75	\$32,766	3.2	\$9.66	\$11.85	\$14.86	\$19.27	\$22.60	\$20,098	\$24,645	\$30,904	\$40,074	\$47,003
43-4171	Receptionists and information clerks	420	11.28	\$9.90	\$20,600	2.02	\$7.18	\$8.16	\$9.63	\$11.41	\$13.09	\$14,931	\$16,973	\$20,034	\$23,725	\$27,227
43-4199	Information and record clerks, all other	90	6.03	\$14.50	\$30,154	2.2	\$9.24	\$11.05	\$14.07	\$17.62	\$20.88	\$19,229	\$22,991	\$29,264	\$36,658	\$43,428
43-5021	Couriers and messengers	#	#	\$9.75	\$20,270	19.3	\$6.96	\$7.13	\$8.46	\$12.84	\$14.29	\$14,483	\$14,836	\$17,589	\$26,707	\$29,715
43-5031	Police, fire, and ambulance dispatchers	80	7.04	\$14.28	\$29,710	4.34	\$10.43	\$12.07	\$13.61	\$15.32	\$21.08	\$21,689	\$25,115	\$28,305	\$31,875	\$43,843
43-5032	Dispatchers, except police, fire, and ambulance	80	14.62	\$13.05	\$27,141	4.28	\$7.97	\$9.22	\$11.29	\$16.63	\$21.47	\$16,578	\$19,187	\$23,483	\$34,582	\$44,652
43-5041	Meter readers, utilities	50	31.52	\$16.62	\$34,574	5.46	\$10.30	\$12.49	\$15.54	\$21.68	\$24.11	\$21,424	\$25,981	\$32,316	\$45,089	\$50,153

Data unavailable

Occupational Code	Occupational Title	Employment Estimate	Employment Percentage Relative Standard Error	Average Hourly Wage	Average Annual Wage	Wage Percentage Relative Standard Error	10th Percentile (Hourly)	25th Percentile (Hourly)	50th Percentile (Hourly)	75th Percentile (Hourly)	90th Percentile (Hourly)	10th Percentile (Annual)	25th Percentile (Annual)	50th Percentile (Annual)	75th Percentile (Annual)	90th Percentile (Annual)
43-5051	Postal service clerks	100	0.02	\$21.11	\$43,913	1.27	\$18.55	\$20.02	\$21.51	\$23.01	\$23.90	\$38,584	\$41,640	\$44,747	\$47,853	\$49,717
43-5052	Postal service mail carriers	250	0.01	\$20.39	\$42,418	0.93	\$15.77	\$17.70	\$20.59	\$23.19	\$25.74	\$32,797	\$36,813	\$42,834	\$48,230	\$53,533
43-5053	Postal service mail sorters, processors, and processing machine operators	120	0.01	\$13.05	\$27,143	0.96	\$8.36	\$9.61	\$11.33	\$16.50	\$21.25	\$17,379	\$19,991	\$23,573	\$34,320	\$44,190
43-5061	Production, planning, and expediting clerks	10	16.52	\$15.95	\$33,185	6.66	\$10.48	\$12.17	\$14.29	\$20.65	\$22.73	\$21,788	\$25,307	\$29,732	\$42,944	\$47,284
43-5071	Shipping, receiving, and traffic clerks	140	23.67	\$12.43	\$25,846	4.05	\$8.02	\$9.54	\$12.23	\$14.55	\$17.51	\$16,681	\$19,834	\$25,443	\$30,256	\$36,414
43-5081	Stock clerks and order fillers	560	9.17	\$10.69	\$22,225	3.59	\$7.13	\$7.78	\$9.66	\$12.03	\$16.04	\$14,836	\$16,184	\$20,091	\$25,014	\$33,364
43-6011	Executive secretaries and administrative assistants	640	9.28	\$17.21	\$35,793	2.2	\$10.86	\$13.33	\$16.82	\$20.04	\$24.44	\$22,594	\$27,737	\$34,992	\$41,679	\$50,842
43-6012	Legal secretaries	#	#	\$15.71	\$32,684	9.84	\$13.09	\$14.11	\$15.67	\$17.57	\$18.81	\$27,226	\$29,339	\$32,599	\$36,550	\$39,118
43-6013	Medical secretaries	250	25.25	\$12.07	\$25,107	3.46	\$9.39	\$10.34	\$11.58	\$13.64	\$15.72	\$19,523	\$21,512	\$24,086	\$28,371	\$32,702
43-6014	Secretaries, except legal, medical, and executive	1,730	9.81	\$11.87	\$24,683	4.74	\$7.43	\$8.94	\$11.06	\$14.14	\$18.40	\$15,452	\$18,600	\$23,014	\$29,408	\$38,272
43-9011	Computer operators	#	#	\$15.64	\$32,522	11.59	\$7.19	\$10.77	\$15.33	\$17.95	\$23.51	\$14,947	\$22,398	\$31,876	\$37,330	\$48,905
43-9021	Data entry keyers	60	28.67	\$11.49	\$23,893	10.22	\$7.67	\$8.47	\$10.14	\$13.38	\$19.18	\$15,944	\$17,609	\$21,092	\$27,840	\$39,890
43-9022	Word processors and typists	10	36.58	\$12.59	\$26,180	4.4	\$10.07	\$10.70	\$11.75	\$14.42	\$17.25	\$20,945	\$22,256	\$24,440	\$30,001	\$35,889
43-9031	Desktop publishers	#	#	\$9.29	\$19,317	16.79	\$6.91	\$7.00	\$7.16	\$10.95	\$13.63	\$14,376	\$14,567	\$14,886	\$22,773	\$28,348
43-9051	Mail clerks and mail machine operators, except postal service	50	47.02	\$9.47	\$19,702	3.77	\$7.44	\$7.99	\$9.41	\$10.87	\$11.79	\$15,472	\$16,629	\$19,583	\$22,602	\$24,532
43-9061	Office clerks, general	1,940	9.19	\$10.18	\$21,171	3.69	\$7.04	\$7.37	\$9.32	\$11.90	\$14.27	\$14,650	\$15,339	\$19,387	\$24,745	\$29,677
43-9199	Office and administrative support workers, all other	50	10.03	\$13.84	\$28,777	4.49	\$8.34	\$10.13	\$13.97	\$17.04	\$19.39	\$17,340	\$21,077	\$29,065	\$35,439	\$40,327
45-0000	Farming, Fishing, and Forestry Occupations	1,180	8.85	\$9.76	\$20,293	5.04	\$6.96	\$7.12	\$7.49	\$10.87	\$16.68	\$14,477	\$14,820	\$15,583	\$22,618	\$34,688
45-1011	First-line supervisors/managers of farming, fishing, and forestry workers	50	38.71	\$18.22	\$37,890	4.32	\$14.97	\$16.23	\$17.63	\$19.18	\$22.86	\$31,132	\$33,758	\$36,680	\$39,884	\$47,539
45-2011	Agricultural inspectors	90	0.02	\$19.51	\$40,583	2.17	\$14.03	\$16.33	\$19.39	\$22.75	\$24.81	\$29,190	\$33,959	\$40,332	\$47,314	\$51,601
45-2041	Graders and sorters, agricultural products	550	4.77	\$7.70	\$16,025	4.77	\$6.93	\$7.05	\$7.25	\$7.54	\$7.79	\$14,414	\$14,663	\$15,077	\$15,682	\$16,204
45-2092	Farmworkers and laborers, crop, nursery, and greenhouse	180	44.4	\$11.06	\$23,015	7.58	\$8.04	\$8.73	\$10.31	\$13.76	\$15.08	\$16,721	\$18,157	\$21,445	\$28,619	\$31,363
45-2093	Farmworkers, farm and ranch animals	270	13.39	\$7.75	\$16,128	4.67	\$6.92	\$7.04	\$7.22	\$7.73	\$9.57	\$14,403	\$14,635	\$15,022	\$16,069	\$19,903
45-4021	Fallers	30	9.82	\$13.67	\$28,423	21.36	\$7.16	\$7.63	\$15.00	\$16.88	\$18.27	\$14,894	\$15,863	\$31,207	\$35,119	\$37,995
47-0000	Construction and Extraction Occupations	4,210	6.36	\$16.14	\$33,565	2.22	\$9.89	\$11.99	\$14.88	\$18.83	\$24.00	\$20,578	\$24,930	\$30,947	\$39,169	\$49,926
47-1011	First-line supervisors/managers of construction trades and extraction workers	350	13.02	\$25.92	\$53,910	3.4	\$15.72	\$18.51	\$25.70	\$31.91	\$38.33	\$32,702	\$38,507	\$53,459	\$66,367	\$79,733
47-2021	Brickmasons and blockmasons	40	31.93	\$18.07	\$37,577	8.46	\$12.19	\$13.52	\$17.55	\$22.15	\$26.09	\$25,364	\$28,118	\$36,506	\$46,067	\$54,258
47-2031	Carpenters	#	#	\$14.06	\$29,247	3.96	\$10.26	\$12.36	\$13.95	\$15.41	\$18.36	\$21,349	\$25,708	\$29,017	\$32,048	\$38,181
47-2051	Cement masons and concrete finishers	50	27.88	\$16.61	\$34,553	8.36	\$10.36	\$12.15	\$14.42	\$18.63	\$25.36	\$21,552	\$25,271	\$29,995	\$38,748	\$52,744

Data unavailable

Occupational Code	Occupational Title	Employment Estimate	Employment Percentage Relative Standard Error	Average Hourly Wage	Average Annual Wage	Wage Percentage Relative Standard Error	10th Percentile (Hourly)	25th Percentile (Hourly)	50th Percentile (Hourly)	75th Percentile (Hourly)	90th Percentile (Hourly)	10th Percentile (Annual)	25th Percentile (Annual)	50th Percentile (Annual)	75th Percentile (Annual)	90th Percentile (Annual)
47-2061	Construction laborers	670	28.16	\$11.88	\$24,701	3.9	\$8.06	\$9.91	\$11.40	\$13.51	\$15.35	\$16,772	\$20,615	\$23,709	\$28,094	\$31,935
47-2071	Paving, surfacing, and tamping equipment operators	140	22.92	\$14.05	\$29,219	2.98	\$11.00	\$12.38	\$13.64	\$15.06	\$17.89	\$22,873	\$25,748	\$28,377	\$31,326	\$37,207
47-2073	Operating engineers and other construction equipment operators	540	19.63	\$16.54	\$34,406	4.27	\$11.30	\$13.36	\$15.99	\$18.83	\$23.06	\$23,509	\$27,779	\$33,249	\$39,165	\$47,964
47-2111	Electricians	230	28.93	\$18.54	\$38,562	7.29	\$9.69	\$13.07	\$17.15	\$22.21	\$32.00	\$20,156	\$27,176	\$35,666	\$46,191	\$66,551
47-2141	Painters, construction and maintenance	30	30.8	\$13.74	\$28,586	12.37	\$7.68	\$9.78	\$11.46	\$18.35	\$22.69	\$15,975	\$20,350	\$23,827	\$38,158	\$47,190
47-2151	Pipelayers	#	#	\$15.01	\$31,224	3.34	\$12.24	\$13.12	\$14.35	\$16.76	\$19.39	\$25,457	\$27,299	\$29,845	\$34,862	\$40,329
47-2152	Plumbers, pipefitters, and steamfitters	170	44.73	\$15.35	\$31,925	7.41	\$8.59	\$9.66	\$14.62	\$18.52	\$26.25	\$17,865	\$20,084	\$30,400	\$38,521	\$54,596
47-2181	Roofers	10	7.55	\$19.53	\$40,623	11.12	\$13.31	\$15.67	\$18.33	\$21.56	\$31.62	\$27,687	\$32,604	\$38,128	\$44,845	\$65,769
47-3012	Helpers--carpenters	#	#	\$8.28	\$17,219	14.52	\$6.93	\$7.06	\$7.27	\$7.49	\$11.60	\$14,424	\$14,689	\$15,129	\$15,570	\$24,135
47-4011	Construction and building inspectors	20	10.83	\$19.34	\$40,224	3.39	\$12.55	\$16.20	\$18.79	\$23.51	\$27.43	\$26,103	\$33,702	\$39,090	\$48,908	\$57,059
47-4051	Highway maintenance workers	480	7.33	\$16.66	\$34,662	3.08	\$12.57	\$14.16	\$16.39	\$18.93	\$22.29	\$26,156	\$29,446	\$34,097	\$39,376	\$46,365
47-5011	Derrick operators, oil and gas	#	#	\$19.36	\$40,259	8.21	\$12.33	\$13.94	\$18.32	\$22.32	\$31.20	\$25,640	\$29,002	\$38,113	\$46,418	\$64,896
47-5012	Rotary drill operators, oil and gas	#	#	\$22.39	\$46,570	6.97	\$17.46	\$19.64	\$21.95	\$24.26	\$29.07	\$36,324	\$40,844	\$45,659	\$50,468	\$60,469
47-5071	Roustabouts, oil and gas	#	#	\$13.07	\$27,187	9.63	\$9.56	\$10.38	\$11.60	\$14.27	\$19.35	\$19,894	\$21,588	\$24,125	\$29,675	\$40,241
47-5081	Helpers--extraction workers	250	34.26	\$17.18	\$35,741	5.43	\$12.90	\$15.87	\$17.38	\$19.09	\$21.58	\$26,830	\$33,002	\$36,158	\$39,712	\$44,882
49-0000	Installation, Maintenance, and Repair Occupations	3,500	7.28	\$16.84	\$35,037	3.12	\$8.83	\$11.57	\$15.54	\$21.84	\$27.20	\$18,373	\$24,057	\$32,327	\$45,429	\$56,582
49-1011	First-line supervisors/managers of mechanics, installers, and repairers	340	7.39	\$23.80	\$49,501	2.44	\$17.80	\$20.59	\$23.12	\$26.99	\$31.20	\$37,029	\$42,817	\$48,083	\$56,148	\$64,906
49-2022	Telecommunications equipment installers and repairers, except line installers	70	23.94	\$23.67	\$49,224	6.56	\$15.44	\$20.49	\$25.53	\$28.32	\$30.29	\$32,109	\$42,619	\$53,105	\$58,914	\$63,002
49-2094	Electrical and electronics repairers, commercial and industrial equipment	#	#	\$20.79	\$43,236	7.3	\$15.63	\$18.59	\$20.22	\$22.01	\$24.24	\$32,509	\$38,664	\$42,048	\$45,777	\$50,424
49-3011	Aircraft mechanics and service technicians	10	4.47	\$16.32	\$33,940	6.17	\$9.99	\$11.45	\$16.63	\$19.47	\$23.03	\$20,783	\$23,825	\$34,590	\$40,505	\$47,906
49-3021	Automotive body and related repairers	#	#	\$12.04	\$25,050	5.84	\$9.33	\$10.30	\$11.80	\$13.82	\$14.95	\$19,415	\$21,423	\$24,541	\$28,741	\$31,093
49-3023	Automotive service technicians and mechanics	470	10.9	\$14.25	\$29,647	4.52	\$8.09	\$9.30	\$14.16	\$17.88	\$22.43	\$16,818	\$19,350	\$29,449	\$37,198	\$46,648
49-3031	Bus and truck mechanics and diesel engine specialists	150	19.1	\$16.86	\$35,067	4.02	\$12.19	\$13.47	\$15.54	\$19.09	\$23.92	\$25,364	\$28,023	\$32,317	\$39,711	\$49,755
49-3041	Farm equipment mechanics	#	#	\$16.72	\$34,771	6.87	\$10.23	\$13.39	\$16.45	\$19.92	\$23.79	\$21,283	\$27,861	\$34,211	\$41,430	\$49,474
49-3042	Mobile heavy equipment mechanics, except engines	80	40.56	\$19.34	\$40,230	6.18	\$13.30	\$15.97	\$20.45	\$22.97	\$24.61	\$27,657	\$33,219	\$42,528	\$47,785	\$51,189
49-3092	Recreational vehicle service technicians	10	33	\$14.51	\$30,188	11.87	\$7.89	\$9.93	\$13.32	\$20.00	\$23.05	\$16,421	\$20,648	\$27,701	\$41,604	\$47,939
49-3093	Tire repairers and changers	#	#	\$8.70	\$18,089	4.73	\$7.23	\$7.67	\$8.61	\$9.73	\$10.72	\$15,030	\$15,955	\$17,910	\$20,245	\$22,293
49-9012	Control and valve installers and repairers, except mechanical door	10	48.28	\$19.65	\$40,862	4.47	\$14.85	\$16.64	\$19.16	\$22.01	\$26.99	\$30,890	\$34,613	\$39,847	\$45,774	\$56,141

Data unavailable

Occupational Code	Occupational Title	Employment Estimate	Employment Percentage Relative Standard Error	Average Hourly Wage	Average Annual Wage	Wage Percentage Relative Standard Error	10th Percentile (Hourly)	25th Percentile (Hourly)	50th Percentile (Hourly)	75th Percentile (Hourly)	90th Percentile (Hourly)	10th Percentile (Annual)	25th Percentile (Annual)	50th Percentile (Annual)	75th Percentile (Annual)	90th Percentile (Annual)
49-9021	Heating, air conditioning, and refrigeration mechanics and installers	70	40.16	\$15.60	\$32,446	4.42	\$11.60	\$14.46	\$16.06	\$17.44	\$18.67	\$24,129	\$30,070	\$33,395	\$36,268	\$38,825
49-9041	Industrial machinery mechanics	270	21.57	\$16.35	\$34,017	8.62	\$10.63	\$12.33	\$14.99	\$19.21	\$25.35	\$22,103	\$25,641	\$31,172	\$39,965	\$52,723
49-9042	Maintenance and repair workers, general	880	20.88	\$13.16	\$27,370	3.58	\$7.93	\$10.55	\$12.95	\$15.47	\$17.97	\$16,502	\$21,946	\$26,936	\$32,170	\$37,370
49-9043	Maintenance workers, machinery	20	40.45	\$19.18	\$39,901	6.83	\$12.69	\$16.01	\$18.33	\$22.37	\$27.90	\$26,390	\$33,303	\$38,136	\$46,533	\$58,033
49-9051	Electrical power-line installers and repairers	410	18.23	\$25.87	\$53,805	2.31	\$20.19	\$23.01	\$26.37	\$29.21	\$31.24	\$41,988	\$47,852	\$54,846	\$60,767	\$64,981
49-9052	Telecommunications line installers and repairers	50	15.53	\$18.03	\$37,503	9.4	\$10.27	\$13.50	\$17.85	\$22.34	\$24.75	\$21,364	\$28,077	\$37,126	\$46,470	\$51,490
49-9098	Helpers--installation, maintenance, and repair workers	80	48.82	\$10.99	\$22,857	6.62	\$7.06	\$7.44	\$10.81	\$14.02	\$15.36	\$14,685	\$15,485	\$22,477	\$29,162	\$31,953
49-9099	Installation, maintenance, and repair workers, all other	110	33.77	\$14.13	\$29,385	9.86	\$8.01	\$8.89	\$11.91	\$20.40	\$23.09	\$16,654	\$18,481	\$24,776	\$42,431	\$48,036
51-0000	Production Occupations	3,930	5.25	\$12.96	\$26,955	2.1	\$8.12	\$10.00	\$11.66	\$14.50	\$19.85	\$16,888	\$20,797	\$24,258	\$30,164	\$41,285
51-1011	First-line supervisors/managers of production and operating workers	270	11.43	\$21.38	\$44,461	3.88	\$11.41	\$16.86	\$21.61	\$25.62	\$30.88	\$23,734	\$35,063	\$44,949	\$53,287	\$64,225
51-2041	Structural metal fabricators and fitters	#	#	\$12.75	\$26,510	4.81	\$11.26	\$11.81	\$12.73	\$13.64	\$14.57	\$23,415	\$24,573	\$26,483	\$28,369	\$30,299
51-2092	Team assemblers	130	35.36	\$11.24	\$23,379	3.49	\$7.67	\$9.09	\$10.24	\$12.06	\$18.10	\$15,961	\$18,911	\$21,302	\$25,085	\$37,643
51-2099	Assemblers and fabricators, all other	40	15.16	#	#	#	#	#	#	#	#	#	#	#	#	#
51-3011	Bakers	20	28.93	\$11.21	\$23,322	5.23	\$7.41	\$8.77	\$10.53	\$11.97	\$17.86	\$15,407	\$18,238	\$21,910	\$24,902	\$37,156
51-3021	Butchers and meat cutters	90	31.35	\$10.30	\$21,420	4.55	\$7.10	\$8.06	\$9.01	\$12.69	\$15.27	\$14,762	\$16,769	\$18,743	\$26,389	\$31,769
51-3092	Food batchmakers	#	#	\$13.32	\$27,706	10.88	\$8.28	\$10.27	\$13.03	\$17.00	\$18.49	\$17,226	\$21,358	\$27,096	\$35,359	\$38,458
51-4035	Milling and planing machine setters, operators, and tenders, metal and plastic	10	14.78	\$12.82	\$26,668	5.91	\$9.04	\$11.27	\$13.02	\$14.88	\$16.66	\$18,813	\$23,438	\$27,081	\$30,945	\$34,652
51-4041	Machinists	100	17	\$14.16	\$29,452	3.07	\$10.46	\$12.28	\$14.15	\$16.20	\$17.95	\$21,757	\$25,550	\$29,436	\$33,694	\$37,337
51-4121	Welders, cutters, solderers, and brazers	240	20.87	\$13.76	\$28,621	3.95	\$8.83	\$10.38	\$13.04	\$16.07	\$20.40	\$18,374	\$21,585	\$27,119	\$33,434	\$42,432
51-5021	Job printers	10	24.72	\$12.79	\$26,608	7.8	\$8.03	\$9.40	\$11.61	\$15.88	\$19.99	\$16,703	\$19,549	\$24,143	\$33,025	\$41,588
51-5022	Prepress technicians and workers	#	#	\$15.75	\$32,764	13.43	\$10.17	\$11.15	\$14.96	\$17.76	\$25.28	\$21,155	\$23,196	\$31,123	\$36,936	\$52,578
51-5023	Printing machine operators	20	46.64	\$10.30	\$21,425	6.08	\$7.51	\$8.72	\$10.31	\$11.73	\$13.59	\$15,623	\$18,130	\$21,443	\$24,408	\$28,268
51-6011	Laundry and dry-cleaning workers	170	29.45	\$8.65	\$17,985	5.8	\$6.99	\$7.24	\$8.12	\$10.09	\$11.00	\$14,547	\$15,060	\$16,883	\$20,990	\$22,881
51-7041	Sawing machine setters, operators, and tenders, wood	40	36.7	\$9.65	\$20,071	4.88	\$7.31	\$7.90	\$8.89	\$11.52	\$13.57	\$15,197	\$16,425	\$18,484	\$23,953	\$28,232
51-8021	Stationary engineers and boiler operators	50	41.57	\$19.27	\$40,089	7.28	\$11.20	\$13.31	\$18.34	\$25.98	\$29.29	\$23,302	\$27,683	\$38,153	\$54,040	\$60,928
51-8031	Water and liquid waste treatment plant and system operators	160	19.77	\$15.79	\$32,850	2.96	\$11.63	\$12.82	\$14.55	\$18.50	\$21.91	\$24,198	\$26,656	\$30,265	\$38,486	\$45,566
51-8092	Gas plant operators	#	#	\$26.17	\$54,431	6.77	\$17.77	\$23.04	\$26.70	\$30.42	\$34.06	\$36,956	\$47,928	\$55,536	\$63,267	\$70,835
51-9012	Separating, filtering, clarifying, precipitating, and still machine setters, operators, and tenders	#	#	\$13.88	\$28,880	10.14	\$8.00	\$8.87	\$12.88	\$16.69	\$20.99	\$16,639	\$18,454	\$26,792	\$34,718	\$43,649

Data unavailable

Occupational Code	Occupational Title	Employment Estimate	Employment Percentage Relative Standard Error	Average Hourly Wage	Average Annual Wage	Wage Percentage Relative Standard Error	10th Percentile (Hourly)	25th Percentile (Hourly)	50th Percentile (Hourly)	75th Percentile (Hourly)	90th Percentile (Hourly)	10th Percentile (Annual)	25th Percentile (Annual)	50th Percentile (Annual)	75th Percentile (Annual)	90th Percentile (Annual)
51-9032	Cutting and slicing machine setters, operators, and tenders	10	35.91	\$14.71	\$30,602	10.99	\$10.34	\$11.46	\$13.48	\$19.02	\$21.12	\$21,513	\$23,828	\$28,041	\$39,566	\$43,933
51-9061	Inspectors, testers, sorters, samplers, and weighers	60	7.76	\$14.94	\$31,082	4.28	\$8.75	\$11.25	\$13.35	\$17.78	\$24.75	\$18,204	\$23,400	\$27,778	\$36,983	\$51,485
51-9111	Packaging and filling machine operators and tenders	120	24.49	\$10.75	\$22,362	8.31	\$7.61	\$8.50	\$10.53	\$12.00	\$15.21	\$15,826	\$17,678	\$21,892	\$24,969	\$31,637
51-9121	Coating, painting, and spraying machine setters, operators, and tenders	40	16.43	\$10.51	\$21,867	4.02	\$7.86	\$8.62	\$10.07	\$12.12	\$14.07	\$16,341	\$17,927	\$20,941	\$25,206	\$29,272
51-9122	Painters, transportation equipment	20	19.04	#	#	#	#	#	#	#	#	#	#	#	#	#
51-9198	Helpers--production workers	#	#	\$10.12	\$21,040	8.75	\$7.23	\$7.97	\$9.83	\$11.94	\$13.58	\$15,042	\$16,569	\$20,447	\$24,837	\$28,238
53-0000	Transportation and Material Moving Occupations	4,980	7.37	\$12.79	\$26,601	3.57	\$7.13	\$8.24	\$11.27	\$15.52	\$21.39	\$14,824	\$17,137	\$23,448	\$32,277	\$44,481
53-1021	First-line supervisors/managers of helpers, laborers, and material movers, hand	90	24.49	\$16.30	\$33,911	5.07	\$10.34	\$12.26	\$16.06	\$19.08	\$23.44	\$21,512	\$25,501	\$33,403	\$39,686	\$48,753
53-1031	First-line supervisors/managers of transportation and material-moving machine and vehicle	90	17.67	\$21.88	\$45,504	4.96	\$11.59	\$16.24	\$20.79	\$27.66	\$30.61	\$24,111	\$33,781	\$43,247	\$57,534	\$63,661
53-2012	Commercial pilots	#	#	#	\$39,657	17.2	#	#	#	#	#	\$20,540	\$23,237	\$41,110	\$45,156	\$67,133
53-3011	Ambulance drivers and attendants, except emergency medical technicians	70	35.46	\$10.29	\$21,399	4.39	\$8.37	\$9.46	\$10.55	\$11.42	\$12.10	\$17,419	\$19,669	\$21,947	\$23,755	\$25,160
53-3021	Bus drivers, transit and intercity	#	#	\$8.06	\$16,769	4.8	\$6.95	\$7.11	\$7.37	\$8.69	\$10.60	\$14,464	\$14,789	\$15,322	\$18,069	\$22,038
53-3022	Bus drivers, school	430	5.32	\$13.79	\$28,679	3.05	\$9.00	\$10.60	\$12.72	\$15.73	\$20.86	\$18,725	\$22,052	\$26,455	\$32,718	\$43,379
53-3031	Driver/sales workers	#	#	\$11.72	\$24,386	5.29	\$7.05	\$7.56	\$10.83	\$13.82	\$18.73	\$14,663	\$15,728	\$22,518	\$28,740	\$38,968
53-3032	Truck drivers, heavy and tractor-trailer	1,050	14.16	\$16.91	\$35,169	5.27	\$9.92	\$12.90	\$16.21	\$20.32	\$25.62	\$20,638	\$26,840	\$33,721	\$42,267	\$53,288
53-3033	Truck drivers, light or delivery services	500	13.89	\$14.90	\$30,994	7.55	\$7.47	\$9.50	\$12.82	\$20.14	\$26.69	\$15,530	\$19,756	\$26,655	\$41,881	\$55,514
53-3041	Taxi drivers and chauffeurs	40	23.89	\$10.14	\$21,097	6.71	\$7.08	\$7.74	\$9.96	\$11.46	\$13.96	\$14,718	\$16,090	\$20,711	\$23,835	\$29,046
53-3099	Motor vehicle operators, all other	60	48.72	\$13.72	\$28,544	23.51	\$7.02	\$7.26	\$7.68	\$18.12	\$28.06	\$14,591	\$15,106	\$15,964	\$37,694	\$58,375
53-6031	Service station attendants	#	#	\$9.12	\$18,960	3.88	\$7.27	\$7.87	\$9.28	\$10.34	\$11.05	\$15,113	\$16,365	\$19,293	\$21,498	\$22,987
53-7011	Conveyor operators and tenders	#	#	\$11.21	\$23,318	6.69	\$9.89	\$10.34	\$11.11	\$11.85	\$12.29	\$20,564	\$21,514	\$23,099	\$24,647	\$25,567
53-7032	Excavating and loading machine and dragline operators	40	21.01	\$13.17	\$27,397	7.93	\$7.21	\$8.39	\$12.39	\$16.69	\$21.07	\$15,006	\$17,451	\$25,775	\$34,709	\$43,817
53-7051	Industrial truck and tractor operators	210	23.04	\$10.66	\$22,163	5.21	\$7.14	\$8.19	\$9.89	\$11.95	\$14.58	\$14,856	\$17,044	\$20,568	\$24,865	\$30,333
53-7061	Cleaners of vehicles and equipment	150	30.58	\$8.12	\$16,880	5.59	\$6.91	\$6.99	\$7.27	\$8.69	\$10.73	\$14,367	\$14,547	\$15,120	\$18,066	\$22,312
53-7062	Laborers and freight, stock, and material movers, hand	750	18.21	\$9.66	\$20,091	3.54	\$6.97	\$7.26	\$8.96	\$11.21	\$14.21	\$14,503	\$15,099	\$18,630	\$23,320	\$29,553
53-7063	Machine feeders and offbearers	#	#	\$12.69	\$26,405	20.16	\$7.61	\$8.29	\$13.55	\$16.53	\$18.63	\$15,831	\$17,252	\$28,184	\$34,375	\$38,759
53-7064	Packers and packagers, hand	600	37.32	\$8.15	\$16,946	3.2	\$6.99	\$7.20	\$7.63	\$8.77	\$9.58	\$14,542	\$14,982	\$15,862	\$18,244	\$19,928
53-7081	Refuse and recyclable material collectors	60	25.55	\$13.25	\$27,552	2.08	\$10.96	\$12.10	\$13.25	\$14.46	\$15.45	\$22,797	\$25,176	\$27,567	\$30,077	\$32,128

Data unavailable

Occupational Code	Occupational Title	Employment Estimate	Employment Percentage Relative Standard Error	Average Hourly Wage	Average Annual Wage	Wage Percentage Relative Standard Error	10th Percentile (Hourly)	25th Percentile (Hourly)	50th Percentile (Hourly)	75th Percentile (Hourly)	90th Percentile (Hourly)	10th Percentile (Annual)	25th Percentile (Annual)	50th Percentile (Annual)	75th Percentile (Annual)	90th Percentile (Annual)
00-0000	Total All Occupations	112,890	1.46	\$17.56	\$36,526	1.09	\$7.87	\$10.37	\$14.67	\$21.32	\$29.77	\$16,378	\$21,573	\$30,522	\$44,353	\$61,911
11-0000	Management Occupations	4,700	4.05	\$32.55	\$67,695	1.83	\$15.71	\$21.31	\$29.33	\$40.25	\$52.93	\$32,682	\$44,321	\$61,010	\$83,721	\$110,102
11-1011	Chief executives	100	19.05	\$50.41	\$104,845	3.49	\$29.57	\$36.97	\$44.53	\$63.69	#	\$61,496	\$76,893	\$92,622	\$132,476	#
11-1021	General and operations managers	1,900	5.52	\$33.70	\$70,086	2.8	\$15.73	\$21.21	\$28.70	\$40.01	\$58.60	\$32,709	\$44,127	\$59,692	\$83,228	\$121,896
11-1031	Legislators	90	9.1	\$23.08	\$48,016	14.58	\$6.98	\$7.21	\$20.25	\$30.09	\$37.39	\$14,516	\$14,999	\$42,117	\$62,577	\$77,765
11-2011	Advertising and promotions managers	20	44.55	\$27.17	\$56,512	7.82	\$17.83	\$21.47	\$28.18	\$32.75	\$36.70	\$37,093	\$44,667	\$58,606	\$68,113	\$76,334
11-2021	Marketing managers	90	28.82	\$35.03	\$72,871	6.36	\$24.51	\$26.56	\$29.76	\$39.43	\$50.71	\$50,977	\$55,246	\$61,906	\$82,015	\$105,485
11-2022	Sales managers	80	28.96	\$34.84	\$72,465	8.88	\$17.27	\$20.10	\$26.73	\$38.65	\$66.88	\$35,912	\$41,809	\$55,589	\$80,402	\$139,117
11-3011	Administrative services managers	100	12.5	\$30.06	\$62,522	4.3	\$15.29	\$21.45	\$31.16	\$38.20	\$44.61	\$31,805	\$44,622	\$64,803	\$79,454	\$92,785
11-3021	Computer and information systems managers	30	13.71	\$35.15	\$73,121	4.53	\$22.80	\$27.11	\$33.83	\$40.03	\$54.18	\$47,427	\$56,387	\$70,377	\$83,253	\$112,695
11-3031	Financial managers	160	12.33	\$41.13	\$85,560	3.29	\$24.74	\$31.26	\$40.95	\$50.17	\$59.69	\$51,459	\$65,029	\$85,174	\$104,360	\$124,146
11-3041	Compensation and benefits managers	20	10.41	\$32.89	\$68,408	3.6	\$18.25	\$22.74	\$32.70	\$40.25	\$51.74	\$37,962	\$47,300	\$68,020	\$83,714	\$107,626
11-3049	Human resources managers, all other	10	14.21	\$30.75	\$63,969	3.12	\$21.71	\$25.60	\$31.11	\$35.86	\$39.73	\$45,154	\$53,255	\$64,705	\$74,583	\$82,640
11-3051	Industrial production managers	40	27.43	\$31.22	\$64,930	6.01	\$18.42	\$20.58	\$26.83	\$43.18	\$52.00	\$38,312	\$42,816	\$55,799	\$89,817	\$108,157
11-3061	Purchasing managers	10	11.81	\$34.02	\$70,762	5.14	\$14.84	\$28.91	\$36.02	\$40.37	\$48.69	\$30,863	\$60,141	\$74,918	\$83,967	\$101,268
11-3071	Transportation, storage, and distribution managers	60	23.72	\$31.60	\$65,738	2.37	\$20.67	\$24.27	\$32.04	\$37.75	\$44.55	\$42,992	\$50,478	\$66,634	\$78,528	\$92,669
11-9021	Construction managers	450	22.17	\$37.37	\$77,730	6.9	\$24.81	\$28.49	\$38.37	\$46.89	\$51.47	\$51,596	\$59,254	\$79,810	\$97,531	\$107,049
11-9031	Education administrators, preschool and child care center/program	30	33.91	\$19.41	\$40,376	11.46	\$13.68	\$14.86	\$16.92	\$23.29	\$29.95	\$28,451	\$30,910	\$35,198	\$48,447	\$62,288
11-9032	Education administrators, elementary and secondary school	240	7.35	#	\$63,821	1.27	#	#	#	#	#	\$44,469	\$54,425	\$64,035	\$74,594	\$84,931
11-9033	Education administrators, postsecondary	50	3.66	\$32.92	\$68,468	10.85	\$16.63	\$21.01	\$29.64	\$42.77	\$53.79	\$34,598	\$43,704	\$61,643	\$88,957	\$111,891
11-9039	Education administrators, all other	30	43.4	\$23.77	\$49,435	11.1	\$16.18	\$17.16	\$18.75	\$25.30	\$45.58	\$33,657	\$35,701	\$38,999	\$52,616	\$94,804
11-9041	Engineering managers	40	28.69	\$45.95	\$95,577	2.34	\$33.98	\$39.94	\$46.67	\$54.01	\$60.49	\$70,686	\$83,071	\$97,078	\$112,344	\$125,823
11-9051	Food service managers	150	13.46	\$22.36	\$46,507	10.4	\$11.74	\$13.47	\$19.66	\$22.84	\$36.72	\$24,419	\$28,008	\$40,888	\$47,511	\$76,368
11-9061	Funeral directors	#	#	\$15.94	\$33,159	23.3	\$8.33	\$9.22	\$16.76	\$21.79	\$23.68	\$17,329	\$19,167	\$34,854	\$45,328	\$49,255
11-9081	Lodging managers	100	40.51	\$19.17	\$39,869	5.04	\$11.96	\$14.23	\$17.88	\$21.47	\$27.97	\$24,877	\$29,598	\$37,196	\$44,647	\$58,171
11-9111	Medical and health services managers	160	8.99	\$32.79	\$68,193	2.38	\$20.54	\$26.68	\$32.41	\$38.18	\$45.59	\$42,722	\$55,491	\$67,411	\$79,417	\$94,834
11-9131	Postmasters and mail superintendents	70	0.03	\$26.04	\$54,163	1.24	\$15.73	\$20.85	\$26.13	\$32.77	\$36.66	\$32,718	\$43,377	\$54,340	\$68,157	\$76,247
11-9141	Property, real estate, and community association managers	240	30.04	\$26.15	\$54,393	13.91	\$8.51	\$15.69	\$19.37	\$36.80	\$48.13	\$17,701	\$32,642	\$40,291	\$76,534	\$100,121
11-9151	Social and community service managers	90	12.82	\$27.17	\$56,506	3.23	\$18.11	\$21.45	\$26.04	\$30.22	\$37.85	\$37,662	\$44,616	\$54,155	\$62,857	\$78,731
11-9199	Managers, all other	260	10.71	\$30.36	\$63,158	4.38	\$16.67	\$21.39	\$27.92	\$37.56	\$46.20	\$34,663	\$44,492	\$58,067	\$78,129	\$96,106

Data unavailable

Occupational Code	Occupational Title	Employment Estimate	Employment Percentage Relative Standard Error	Average Hourly Wage	Average Annual Wage	Wage Percentage Relative Standard Error	10th Percentile (Hourly)	25th Percentile (Hourly)	50th Percentile (Hourly)	75th Percentile (Hourly)	90th Percentile (Hourly)	10th Percentile (Annual)	25th Percentile (Annual)	50th Percentile (Annual)	75th Percentile (Annual)	90th Percentile (Annual)
13-0000	Business and Financial Operations Occupations	2,960	6.91	\$26.96	\$56,069	4.29	\$13.92	\$17.75	\$23.05	\$30.80	\$43.03	\$28,957	\$36,918	\$47,945	\$64,061	\$89,505
13-1021	Purchasing agents and buyers, farm products	20	49.78	\$13.76	\$28,618	12.31	\$9.76	\$10.75	\$13.32	\$14.89	\$16.03	\$20,308	\$22,364	\$27,706	\$30,965	\$33,346
13-1022	Wholesale and retail buyers, except farm products	50	40.59	\$21.15	\$43,982	4.98	\$14.37	\$16.92	\$19.87	\$26.13	\$29.65	\$29,897	\$35,186	\$41,319	\$54,349	\$61,677
13-1023	Purchasing agents, except wholesale, retail, and farm products	100	15.26	\$23.86	\$49,626	3.75	\$14.65	\$16.53	\$21.48	\$29.42	\$38.78	\$30,468	\$34,387	\$44,687	\$61,192	\$80,673
13-1031	Claims adjusters, examiners, and investigators	40	6.22	\$31.86	\$66,266	7.64	\$18.91	\$22.44	\$30.90	\$41.82	\$47.26	\$39,331	\$46,665	\$64,280	\$86,995	\$98,304
13-1041	Compliance officers, except agriculture, construction, health and safety, and transportation	180	15.16	\$21.05	\$43,792	4.59	\$12.79	\$14.79	\$19.92	\$25.90	\$32.35	\$26,593	\$30,764	\$41,426	\$53,876	\$67,281
13-1051	Cost estimators	180	17.4	\$26.52	\$55,166	4.25	\$15.38	\$20.27	\$25.78	\$31.87	\$39.66	\$31,994	\$42,170	\$53,613	\$66,296	\$82,495
13-1061	Emergency management specialists	10	9.82	\$26.08	\$54,246	5.26	\$17.99	\$20.49	\$25.45	\$32.59	\$36.68	\$37,427	\$42,613	\$52,939	\$67,794	\$76,294
13-1071	Employment, recruitment, and placement specialists	20	11.72	\$23.23	\$48,309	4.76	\$16.21	\$18.20	\$20.44	\$29.15	\$36.52	\$33,716	\$37,856	\$42,513	\$60,626	\$75,966
13-1072	Compensation, benefits, and job analysis specialists	40	19.81	\$26.46	\$55,032	9.4	\$14.74	\$17.20	\$23.41	\$35.15	\$45.23	\$30,666	\$35,781	\$48,685	\$73,110	\$94,082
13-1073	Training and development specialists	70	9.38	\$21.05	\$43,776	4.69	\$12.09	\$14.67	\$19.07	\$28.47	\$34.02	\$25,150	\$30,509	\$39,675	\$59,226	\$70,766
13-1079	Human resources, training, and labor relations specialists, all other	50	14.12	\$24.52	\$50,994	2.86	\$15.83	\$17.78	\$22.37	\$31.03	\$36.90	\$32,925	\$36,978	\$46,526	\$64,537	\$76,749
13-1081	Logisticians	#	#	\$25.57	\$53,189	8.62	\$19.79	\$21.47	\$24.83	\$29.36	\$33.08	\$41,158	\$44,648	\$51,642	\$61,073	\$68,802
13-1111	Management analysts	#	#	\$25.25	\$52,518	12.69	\$20.07	\$21.13	\$22.89	\$24.60	\$36.80	\$41,749	\$43,947	\$47,611	\$51,165	\$76,534
13-1121	Meeting and convention planners	80	46.53	\$14.35	\$29,839	10.94	\$9.63	\$10.42	\$13.42	\$17.83	\$20.04	\$20,029	\$21,669	\$27,919	\$37,077	\$41,678
13-1199	Business operations specialists, all other	560	13.28	\$26.31	\$54,731	4.58	\$13.73	\$18.86	\$23.79	\$31.44	\$42.92	\$28,565	\$39,228	\$49,486	\$65,395	\$89,276
13-2011	Accountants and auditors	730	13.12	\$29.52	\$61,394	7.35	\$15.90	\$18.63	\$23.54	\$33.58	\$47.97	\$33,076	\$38,761	\$48,964	\$69,842	\$99,770
13-2021	Appraisers and assessors of real estate	80	45.78	\$18.74	\$38,984	2.78	\$14.13	\$15.91	\$17.60	\$19.98	\$25.25	\$29,387	\$33,102	\$36,600	\$41,554	\$52,530
13-2031	Budget analysts	30	27.24	\$26.46	\$55,027	2.64	\$20.59	\$22.87	\$26.06	\$29.31	\$34.77	\$42,819	\$47,561	\$54,205	\$60,971	\$72,317
13-2041	Credit analysts	50	43.64	\$24.40	\$50,745	13.42	\$13.76	\$15.27	\$20.31	\$34.08	\$43.16	\$28,623	\$31,758	\$42,254	\$70,890	\$89,773
13-2051	Financial analysts	20	29.87	\$31.82	\$66,184	11.64	\$18.19	\$21.48	\$34.12	\$42.06	\$47.44	\$37,827	\$44,678	\$70,968	\$87,486	\$98,684
13-2052	Personal financial advisors	110	44.98	#	#	#	#	#	#	#	#	#	#	#	#	#
13-2053	Insurance underwriters	#	#	\$27.37	\$56,934	22.46	\$16.09	\$17.47	\$22.11	\$39.99	\$44.11	\$33,459	\$36,335	\$45,997	\$83,175	\$91,750
13-2072	Loan officers	220	21.12	\$28.13	\$58,514	10.52	\$14.46	\$20.54	\$26.62	\$31.69	\$39.95	\$30,080	\$42,717	\$55,372	\$65,912	\$83,094
13-2081	Tax examiners, collectors, and revenue agents	10	0.16	\$17.89	\$37,211	2.4	\$12.86	\$14.37	\$16.87	\$20.90	\$25.02	\$26,754	\$29,888	\$35,082	\$43,476	\$52,042
13-2099	Financial specialists, all other	90	34.65	\$23.46	\$48,806	10.26	\$14.34	\$16.78	\$20.89	\$25.81	\$30.66	\$29,834	\$34,899	\$43,452	\$53,695	\$63,764
15-0000	Computer and Mathematical Occupations	860	6.78	\$25.65	\$53,355	3.86	\$13.99	\$18.69	\$24.50	\$31.36	\$38.60	\$29,101	\$38,878	\$50,951	\$65,219	\$80,286
15-1021	Computer programmers	30	17.75	\$32.40	\$67,395	7.52	\$19.00	\$22.84	\$27.73	\$39.96	\$47.56	\$39,527	\$47,515	\$57,676	\$83,120	\$98,933
15-1031	Computer software engineers, applications	110	40.16	\$31.12	\$64,739	15.37	\$16.85	\$18.82	\$32.58	\$37.42	\$45.84	\$35,046	\$39,154	\$67,757	\$77,834	\$95,337
15-1032	Computer software engineers, systems software	40	43.64	\$25.36	\$52,739	9.84	\$17.36	\$20.50	\$24.85	\$28.77	\$36.25	\$36,117	\$42,644	\$51,680	\$59,834	\$75,394

Data unavailable

Occupational Code	Occupational Title	Employment Estimate	Employment Percentage Relative Standard Error	Average Hourly Wage	Average Annual Wage	Wage Percentage Relative Standard Error	10th Percentile (Hourly)	25th Percentile (Hourly)	50th Percentile (Hourly)	75th Percentile (Hourly)	90th Percentile (Hourly)	10th Percentile (Annual)	25th Percentile (Annual)	50th Percentile (Annual)	75th Percentile (Annual)	90th Percentile (Annual)
15-1041	Computer support specialists	270	15.75	\$21.27	\$44,237	7.32	\$12.14	\$15.67	\$19.92	\$25.71	\$30.89	\$25,258	\$32,596	\$41,434	\$53,472	\$64,241
15-1051	Computer systems analysts	30	10.18	\$29.04	\$60,403	2.02	\$20.18	\$23.07	\$28.20	\$34.26	\$42.03	\$41,982	\$47,981	\$58,658	\$71,256	\$87,419
15-1061	Database administrators	20	21.13	\$29.56	\$61,484	9.26	\$16.64	\$22.18	\$28.05	\$37.84	\$43.70	\$34,610	\$46,143	\$58,354	\$78,705	\$90,888
15-1071	Network and computer systems administrators	140	9.04	\$25.35	\$52,732	2.75	\$15.42	\$21.01	\$25.49	\$29.55	\$34.84	\$32,077	\$43,695	\$53,026	\$61,462	\$72,474
15-1081	Network systems and data communications analysts	120	43.96	\$29.15	\$60,638	6.93	\$18.00	\$23.58	\$29.86	\$35.18	\$39.09	\$37,449	\$49,053	\$62,111	\$73,169	\$81,301
15-1099	Computer specialists, all other	90	12.4	\$23.80	\$49,502	4.57	\$10.45	\$16.43	\$24.21	\$30.58	\$36.76	\$21,728	\$34,167	\$50,362	\$63,607	\$76,453
17-0000	Architecture and Engineering Occupations	1,830	7.48	\$29.94	\$62,267	7.41	\$14.76	\$20.67	\$27.83	\$35.76	\$45.28	\$30,702	\$42,986	\$57,892	\$74,379	\$94,172
17-1011	Architects, except landscape and naval	110	28.37	#	#	#	#	#	#	#	#	#	#	#	#	#
17-1012	Landscape architects	70	48.69	\$28.61	\$59,514	3.24	\$23.11	\$26.32	\$28.41	\$31.01	\$32.77	\$48,078	\$54,737	\$59,102	\$64,502	\$68,152
17-1021	Cartographers and photogrammetrists	#	#	\$24.35	\$50,648	10.63	\$17.24	\$19.60	\$23.69	\$28.64	\$34.18	\$35,862	\$40,778	\$49,282	\$59,565	\$71,096
17-1022	Surveyors	200	15.62	\$28.28	\$58,816	3.81	\$18.84	\$23.94	\$28.07	\$33.34	\$38.82	\$39,183	\$49,794	\$58,387	\$69,337	\$80,742
17-2051	Civil engineers	260	29.85	\$34.71	\$72,200	1.89	\$25.33	\$28.60	\$33.86	\$41.26	\$47.45	\$52,694	\$59,496	\$70,424	\$85,825	\$98,700
17-2071	Electrical engineers	50	42.54	\$38.63	\$80,341	2.85	\$30.27	\$34.31	\$39.21	\$44.77	\$48.69	\$62,956	\$71,372	\$81,554	\$93,124	\$101,270
17-2072	Electronics engineers, except computer	#	#	\$32.41	\$67,418	6.67	\$27.06	\$28.71	\$31.10	\$34.41	\$42.50	\$56,294	\$59,709	\$64,694	\$71,573	\$88,396
17-2081	Environmental engineers	50	37.23	\$36.08	\$75,054	7.43	\$27.13	\$30.43	\$35.46	\$40.64	\$47.86	\$56,437	\$63,293	\$73,766	\$84,527	\$99,557
17-2111	Health and safety engineers, except mining safety engineers and inspectors	10	44.63	\$40.90	\$85,068	13.81	\$19.29	\$24.36	\$33.76	\$64.35	#	\$40,117	\$50,672	\$70,231	\$133,839	#
17-2141	Mechanical engineers	#	#	\$43.33	\$90,118	3.58	\$29.92	\$41.28	\$45.06	\$48.92	\$51.25	\$62,224	\$85,864	\$93,731	\$101,758	\$106,590
17-2151	Mining and geological engineers, including mining safety engineers	40	7.04	\$36.46	\$75,847	3.49	\$25.96	\$32.03	\$35.51	\$39.63	\$50.69	\$53,996	\$66,625	\$73,853	\$82,436	\$105,439
17-2171	Petroleum engineers	#	#	\$39.06	\$81,249	3.35	\$27.53	\$31.71	\$39.14	\$45.76	\$51.25	\$57,270	\$65,948	\$81,411	\$95,188	\$106,607
17-3011	Architectural and civil drafters	190	22.18	\$23.48	\$48,846	10.16	\$14.06	\$15.86	\$22.43	\$28.70	\$36.89	\$29,249	\$32,994	\$46,655	\$59,697	\$76,735
17-3012	Electrical and electronics drafters	#	#	\$33.04	\$68,723	14.52	\$10.38	\$22.79	\$37.35	\$44.09	\$48.72	\$21,599	\$47,393	\$77,683	\$91,717	\$101,337
17-3022	Civil engineering technicians	40	15.72	\$25.32	\$52,660	4.5	\$19.05	\$21.76	\$25.35	\$28.85	\$32.49	\$39,629	\$45,263	\$52,732	\$60,018	\$67,581
17-3023	Electrical and electronic engineering technicians	50	25.81	\$25.71	\$53,476	1.85	\$20.87	\$23.04	\$25.91	\$28.68	\$30.85	\$43,417	\$47,932	\$53,889	\$59,647	\$64,166
17-3025	Environmental engineering technicians	#	#	\$25.62	\$53,289	3.83	\$16.29	\$17.84	\$26.61	\$33.82	\$37.57	\$33,877	\$37,099	\$55,338	\$70,352	\$78,144
17-3027	Mechanical engineering technicians	#	#	\$27.67	\$57,556	4.2	\$16.93	\$18.50	\$30.80	\$35.98	\$38.71	\$35,210	\$38,482	\$64,068	\$74,844	\$80,509
17-3029	Engineering technicians, except drafters, all other	160	39.62	\$23.66	\$49,213	2.87	\$14.82	\$18.41	\$24.11	\$28.93	\$32.62	\$30,819	\$38,298	\$50,155	\$60,167	\$67,856
17-3031	Surveying and mapping technicians	240	24.45	\$14.74	\$30,666	8.47	\$7.99	\$8.80	\$14.12	\$18.90	\$24.62	\$16,629	\$18,306	\$29,363	\$39,317	\$51,201
19-0000	Life, Physical, and Social Science Occupations	1,470	8.26	\$23.78	\$49,453	3.5	\$12.96	\$15.60	\$21.01	\$30.10	\$37.65	\$26,957	\$32,457	\$43,696	\$62,600	\$78,320
19-1013	Soil and plant scientists	10	21.34	\$35.49	\$73,820	3.89	\$27.35	\$31.09	\$35.45	\$40.02	\$46.14	\$56,897	\$64,663	\$73,729	\$83,244	\$95,973
19-1023	Zoologists and wildlife biologists	50	7.25	\$26.38	\$54,871	3.24	\$12.64	\$21.69	\$26.94	\$31.73	\$37.73	\$26,285	\$45,119	\$56,043	\$65,996	\$78,471

Data unavailable

Occupational Code	Occupational Title	Employment Estimate	Employment Percentage Relative Standard Error	Average Hourly Wage	Average Annual Wage	Wage Percentage Relative Standard Error	10th Percentile (Hourly)	25th Percentile (Hourly)	50th Percentile (Hourly)	75th Percentile (Hourly)	90th Percentile (Hourly)	10th Percentile (Annual)	25th Percentile (Annual)	50th Percentile (Annual)	75th Percentile (Annual)	90th Percentile (Annual)
19-1029	Biological scientists, all other	100	26.97	\$26.31	\$54,717	1.41	\$13.80	\$20.57	\$27.30	\$33.11	\$37.29	\$28,703	\$42,789	\$56,783	\$68,871	\$77,562
19-1032	Foresters	40	0.06	\$26.93	\$56,019	1.6	\$21.01	\$24.99	\$27.36	\$29.74	\$32.39	\$43,709	\$51,988	\$56,911	\$61,867	\$67,381
19-2041	Environmental scientists and specialists, including health	#	#	\$23.56	\$49,012	24.56	\$13.15	\$14.89	\$17.96	\$33.84	\$40.80	\$27,362	\$30,965	\$37,362	\$70,377	\$84,867
19-2042	Geoscientists, except hydrologists and geographers	#	#	\$38.66	\$80,417	13.3	\$21.49	\$25.63	\$36.18	\$53.28	\$59.26	\$44,695	\$53,311	\$75,245	\$110,828	\$123,267
19-2043	Hydrologists	20	0.12	\$32.33	\$67,246	2	\$25.41	\$28.73	\$33.19	\$36.71	\$38.82	\$52,853	\$59,748	\$69,030	\$76,351	\$80,743
19-2099	Physical scientists, all other	10	4.86	\$31.32	\$65,139	2.45	\$13.47	\$27.15	\$32.74	\$37.74	\$44.80	\$28,025	\$56,481	\$68,103	\$78,495	\$93,187
19-3021	Market research analysts	#	#	\$27.69	\$57,603	21.95	\$10.40	\$11.73	\$20.21	\$50.34	\$57.46	\$21,623	\$24,408	\$42,035	\$104,697	\$119,510
19-3031	Clinical, counseling, and school psychologists	40	19.63	#	#	#	#	#	#	#	#	#	#	#	#	#
19-3051	Urban and regional planners	60	13.17	\$26.62	\$55,372	2.14	\$17.53	\$20.60	\$25.38	\$32.79	\$38.01	\$36,469	\$42,856	\$52,789	\$68,199	\$79,070
19-3091	Anthropologists and archeologists	130	48.85	\$19.73	\$41,030	3.32	\$14.92	\$15.81	\$17.25	\$22.14	\$30.23	\$31,030	\$32,894	\$35,873	\$46,042	\$62,868
19-4021	Biological technicians	130	8.43	\$17.95	\$37,333	1.37	\$12.21	\$13.71	\$16.36	\$20.53	\$28.09	\$25,388	\$28,511	\$34,028	\$42,711	\$58,423
19-4041	Geological and petroleum technicians	#	#	\$21.42	\$44,563	12.72	\$15.35	\$16.45	\$18.29	\$23.02	\$31.02	\$31,928	\$34,222	\$38,044	\$47,887	\$64,529
19-4093	Forest and conservation technicians	290	0.01	\$16.55	\$34,418	1.02	\$11.48	\$13.02	\$15.07	\$18.91	\$24.08	\$23,878	\$27,073	\$31,341	\$39,328	\$50,081
19-4099	Life, physical, and social science technicians, all other	70	28.24	\$21.09	\$43,868	3.48	\$12.81	\$16.62	\$20.45	\$26.27	\$29.77	\$26,652	\$34,571	\$42,527	\$54,635	\$61,921
21-0000	Community and Social Services Occupations	1,330	5.68	\$16.91	\$35,181	3.03	\$9.31	\$12.27	\$16.16	\$20.67	\$26.26	\$19,365	\$25,519	\$33,620	\$43,000	\$54,617
21-1011	Substance abuse and behavioral disorder counselors	60	46.38	\$16.23	\$33,751	2.45	\$11.65	\$13.29	\$15.95	\$18.28	\$22.46	\$24,224	\$27,636	\$33,181	\$38,023	\$46,723
21-1012	Educational, vocational, and school counselors	180	4.43	\$20.12	\$41,842	2.04	\$13.65	\$15.82	\$19.62	\$23.64	\$28.16	\$28,388	\$32,914	\$40,813	\$49,180	\$58,583
21-1014	Mental health counselors	130	27.05	\$17.50	\$36,407	4.02	\$12.93	\$14.46	\$16.78	\$19.15	\$24.85	\$26,901	\$30,076	\$34,912	\$39,842	\$51,683
21-1015	Rehabilitation counselors	50	45.94	\$14.18	\$29,496	6.55	\$9.57	\$10.20	\$11.24	\$17.96	\$23.43	\$19,907	\$21,218	\$23,372	\$37,351	\$48,742
21-1021	Child, family, and school social workers	160	7.63	\$15.40	\$32,030	5.94	\$7.20	\$10.67	\$14.74	\$18.90	\$24.45	\$14,979	\$22,200	\$30,665	\$39,308	\$50,853
21-1022	Medical and public health social workers	60	9.82	\$20.21	\$42,033	3.1	\$12.55	\$15.75	\$20.23	\$24.27	\$29.01	\$26,108	\$32,763	\$42,081	\$50,487	\$60,335
21-1023	Mental health and substance abuse social workers	110	42.28	\$12.56	\$26,130	9.11	\$7.44	\$10.18	\$11.87	\$14.71	\$18.61	\$15,478	\$21,178	\$24,685	\$30,599	\$38,700
21-1029	Social workers, all other	100	17.71	\$19.51	\$40,572	5.76	\$13.23	\$16.47	\$18.99	\$23.18	\$27.73	\$27,513	\$34,261	\$39,506	\$48,215	\$57,674
21-1091	Health educators	40	26.13	\$20.33	\$42,296	7.03	\$12.56	\$15.63	\$18.71	\$24.59	\$31.48	\$26,128	\$32,512	\$38,906	\$51,145	\$65,470
21-1092	Probation officers and correctional treatment specialists	80	4.35	\$26.17	\$54,441	3.59	\$18.92	\$21.57	\$25.58	\$30.80	\$36.03	\$39,351	\$44,860	\$53,203	\$64,055	\$74,946
21-1093	Social and human service assistants	220	17	\$12.78	\$26,584	4.94	\$7.49	\$8.93	\$11.67	\$16.16	\$19.41	\$15,571	\$18,571	\$24,281	\$33,605	\$40,383
21-1099	Community and social service specialists, all other	130	30.35	\$15.29	\$31,800	5.43	\$10.12	\$11.67	\$13.98	\$17.13	\$23.12	\$21,041	\$24,277	\$29,082	\$35,626	\$48,089
23-0000	Legal Occupations	590	15.78	\$35.61	\$74,059	11.52	\$15.38	\$19.36	\$27.34	\$45.42	#	\$31,984	\$40,268	\$56,863	\$94,478	#
23-1011	Lawyers	300	29.57	\$42.16	\$87,694	16.59	\$20.07	\$24.08	\$31.45	\$48.98	#	\$41,736	\$50,094	\$65,407	\$101,885	#
23-1023	Judges, magistrate judges, and magistrates	60	30.48	\$54.42	\$113,186	4.1	\$45.40	\$50.49	\$55.14	\$59.45	\$63.40	\$94,428	\$105,009	\$114,681	\$123,655	\$131,876

Data unavailable

Occupational Code	Occupational Title	Employment Estimate	Employment Percentage Relative Standard Error	Average Hourly Wage	Average Annual Wage	Wage Percentage Relative Standard Error	10th Percentile (Hourly)	25th Percentile (Hourly)	50th Percentile (Hourly)	75th Percentile (Hourly)	90th Percentile (Hourly)	10th Percentile (Annual)	25th Percentile (Annual)	50th Percentile (Annual)	75th Percentile (Annual)	90th Percentile (Annual)
23-2011	Paralegals and legal assistants	100	37.5	\$18.97	\$39,448	6.47	\$12.77	\$15.91	\$17.93	\$21.80	\$27.65	\$26,567	\$33,089	\$37,304	\$45,354	\$57,505
23-2093	Title examiners, abstractors, and searchers	90	39.62	\$26.76	\$55,668	13.6	\$13.40	\$15.28	\$20.63	\$33.44	\$53.12	\$27,874	\$31,780	\$42,916	\$69,554	\$110,491
23-2099	Legal support workers, all other	30	27.87	\$19.61	\$40,780	28.33	\$10.82	\$12.54	\$16.53	\$26.40	\$36.24	\$22,516	\$26,093	\$34,388	\$54,919	\$75,371
25-0000	Education, Training, and Library Occupations	6,650	4.76	\$20.56	\$42,758	5.07	\$10.80	\$13.84	\$18.26	\$23.18	\$29.31	\$22,459	\$28,794	\$37,986	\$48,210	\$60,961
25-1011	Business teachers, postsecondary	50	12.22	#	\$62,739	3.15	#	#	#	#	#	\$33,279	\$43,053	\$62,609	\$81,403	\$97,618
25-1022	Mathematical science teachers, postsecondary	30	15.34	#	\$55,470	3.63	#	#	#	#	#	\$34,506	\$38,951	\$48,961	\$69,426	\$84,534
25-1042	Biological science teachers, postsecondary	30	8.67	#	\$63,696	2.21	#	#	#	#	#	\$37,279	\$45,919	\$59,169	\$78,618	\$102,505
25-1066	Psychology teachers, postsecondary	20	12.26	#	\$49,844	6.87	#	#	#	#	#	\$27,929	\$31,944	\$48,171	\$61,414	\$78,542
25-1071	Health specialties teachers, postsecondary	90	47.83	#	\$67,903	29.32	#	#	#	#	#	\$32,706	\$36,079	\$43,614	\$83,700	\$145,433
25-1072	Nursing instructors and teachers, postsecondary	#	#	#	\$31,129	20.03	#	#	#	#	#	\$17,355	\$19,996	\$24,565	\$43,888	\$49,829
25-1081	Education teachers, postsecondary	30	0.05	#	#	#	#	#	#	#	#	#	#	#	#	#
25-1121	Art, drama, and music teachers, postsecondary	60	10.7	#	\$53,185	9.1	#	#	#	#	#	\$28,557	\$35,581	\$48,408	\$64,138	\$89,535
25-1123	English language and literature teachers, postsecondary	40	12.23	#	\$55,483	5.06	#	#	#	#	#	\$29,970	\$39,365	\$48,398	\$71,288	\$90,657
25-1124	Foreign language and literature teachers, postsecondary	20	47.9	#	\$61,010	10.39	#	#	#	#	#	\$35,672	\$41,157	\$56,096	\$77,091	\$98,919
25-1125	History teachers, postsecondary	10	15.01	#	\$61,107	5.89	#	#	#	#	#	\$36,955	\$46,831	\$59,436	\$75,830	\$90,618
25-1193	Recreation and fitness studies teachers, postsecondary	30	10.6	#	\$55,982	7.44	#	#	#	#	#	\$29,924	\$42,822	\$51,018	\$63,518	\$97,966
25-1194	Vocational education teachers, postsecondary	180	17.39	\$18.39	\$38,243	13.37	\$10.74	\$12.97	\$15.40	\$25.71	\$30.07	\$22,330	\$26,976	\$32,042	\$53,472	\$62,551
25-2011	Preschool teachers, except special education	280	24.4	\$14.69	\$30,554	9.09	\$10.25	\$11.21	\$13.39	\$17.54	\$21.78	\$21,310	\$23,322	\$27,843	\$36,476	\$45,306
25-2012	Kindergarten teachers, except special education	170	10.37	#	\$40,344	1.14	#	#	#	#	#	\$29,261	\$33,813	\$40,161	\$47,170	\$52,797
25-2021	Elementary school teachers, except special education	1,340	6.67	#	\$41,044	1.48	#	#	#	#	#	\$29,044	\$34,129	\$40,708	\$47,980	\$55,765
25-2022	Middle school teachers, except special and vocational education	750	6.44	#	\$41,713	1.03	#	#	#	#	#	\$31,049	\$34,932	\$40,895	\$47,754	\$54,976
25-2031	Secondary school teachers, except special and vocational education	950	6.27	#	\$41,989	1	#	#	#	#	#	\$31,113	\$35,061	\$40,858	\$48,601	\$56,556
25-2032	Vocational education teachers, secondary school	40	3.53	#	\$43,793	1.86	#	#	#	#	#	\$31,787	\$35,334	\$40,939	\$50,828	\$62,229
25-2041	Special education teachers, preschool, kindergarten, and elementary school	120	4.78	#	\$45,061	1.43	#	#	#	#	#	\$32,913	\$39,160	\$45,219	\$51,458	\$58,663
25-2042	Special education teachers, middle school	70	2.39	#	\$44,505	1.36	#	#	#	#	#	\$33,084	\$38,045	\$44,406	\$50,483	\$58,819
25-2043	Special education teachers, secondary school	80	4.98	#	\$42,242	1.34	#	#	#	#	#	\$31,964	\$35,424	\$40,689	\$47,052	\$56,638
25-3011	Adult literacy, remedial education, and ged teachers and instructors	#	#	\$17.08	\$35,516	3.96	\$10.91	\$14.54	\$15.79	\$17.42	\$29.97	\$22,699	\$30,246	\$32,853	\$36,229	\$62,347

Data unavailable

Occupational Code	Occupational Title	Employment Estimate	Employment Percentage Relative Standard Error	Average Hourly Wage	Average Annual Wage	Wage Percentage Relative Standard Error	10th Percentile (Hourly)	25th Percentile (Hourly)	50th Percentile (Hourly)	75th Percentile (Hourly)	90th Percentile (Hourly)	10th Percentile (Annual)	25th Percentile (Annual)	50th Percentile (Annual)	75th Percentile (Annual)	90th Percentile (Annual)
25-3021	Self-enrichment education teachers	100	41.91	\$13.99	\$29,094	2.34	\$8.89	\$11.68	\$13.46	\$16.11	\$19.19	\$18,499	\$24,295	\$28,005	\$33,511	\$39,924
25-3099	Teachers and instructors, all other	390	9.74	\$18.26	\$37,985	3.33	\$11.35	\$13.70	\$17.91	\$22.14	\$25.79	\$23,599	\$28,501	\$37,250	\$46,052	\$53,645
25-4012	Curators	10	0.21	\$22.32	\$46,436	2.2	\$14.74	\$17.27	\$22.40	\$28.47	\$31.96	\$30,659	\$35,921	\$46,601	\$59,219	\$66,468
25-4021	Librarians	150	23.82	\$23.80	\$49,512	4	\$12.59	\$15.56	\$21.51	\$32.45	\$39.24	\$26,177	\$32,374	\$44,735	\$67,488	\$81,628
25-4031	Library technicians	230	17.39	\$12.80	\$26,615	2.44	\$9.69	\$10.71	\$12.21	\$14.36	\$16.85	\$20,159	\$22,286	\$25,392	\$29,871	\$35,048
25-9031	Instructional coordinators	20	12.37	\$19.41	\$40,366	3.14	\$15.63	\$16.59	\$17.97	\$20.60	\$27.65	\$32,510	\$34,517	\$37,385	\$42,856	\$57,521
25-9041	Teacher assistants	900	3.85	#	\$23,247	1.39	#	#	#	#	#	\$17,653	\$20,613	\$23,038	\$25,701	\$29,587
25-9099	Education, training, and library workers, all other	30	26.65	\$20.98	\$43,643	16.05	\$12.99	\$14.32	\$22.94	\$28.11	\$30.20	\$27,015	\$29,792	\$47,711	\$58,467	\$62,819
27-0000	Arts, Design, Entertainment, Sports, and Media Occupations	1,270	9.02	\$17.33	\$36,038	5.87	\$7.56	\$10.17	\$14.03	\$21.55	\$32.94	\$15,724	\$21,145	\$29,186	\$44,830	\$68,511
27-1012	Craft artists	#	#	\$9.44	\$19,637	6.72	\$7.42	\$7.92	\$9.33	\$10.54	\$11.31	\$15,441	\$16,481	\$19,411	\$21,929	\$23,531
27-1019	Artists and related workers, all other	#	#	\$15.39	\$32,008	3.25	\$12.44	\$13.11	\$14.22	\$15.84	\$21.66	\$25,882	\$27,265	\$29,570	\$32,946	\$45,051
27-1021	Commercial and industrial designers	30	46.38	\$20.98	\$43,640	8.07	\$11.57	\$17.40	\$19.73	\$22.01	\$31.95	\$24,067	\$36,196	\$41,028	\$45,786	\$66,459
27-1023	Floral designers	80	17.23	\$11.85	\$24,654	11.61	\$7.20	\$7.72	\$11.45	\$14.22	\$17.92	\$14,975	\$16,057	\$23,813	\$29,579	\$37,279
27-1024	Graphic designers	130	23.91	\$19.23	\$40,007	22.73	\$8.89	\$11.71	\$14.44	\$18.25	\$35.95	\$18,481	\$24,351	\$30,039	\$37,956	\$74,780
27-1025	Interior designers	#	#	\$21.34	\$44,391	8.16	\$16.78	\$19.06	\$22.09	\$23.97	\$25.09	\$34,892	\$39,651	\$45,949	\$49,852	\$52,194
27-1026	Merchandise displayers and window trimmers	#	#	\$13.19	\$27,429	6.07	\$8.70	\$10.33	\$12.69	\$14.52	\$15.68	\$18,098	\$21,485	\$26,387	\$30,206	\$32,612
27-2012	Producers and directors	40	37.1	\$27.75	\$57,713	22.32	\$12.77	\$16.16	\$19.54	\$36.62	\$45.10	\$26,567	\$33,621	\$40,650	\$76,169	\$93,817
27-2022	Coaches and scouts	170	19.74	#	\$29,532	8.33	#	#	#	#	#	\$17,133	\$19,863	\$25,315	\$33,142	\$50,118
27-3022	Reporters and correspondents	60	48.35	\$11.38	\$23,677	2.52	\$7.17	\$9.73	\$11.30	\$13.37	\$15.36	\$14,916	\$20,234	\$23,497	\$27,806	\$31,939
27-3031	Public relations specialists	240	29.76	\$17.38	\$36,147	10.88	\$7.17	\$7.64	\$13.75	\$24.49	\$32.13	\$14,904	\$15,887	\$28,596	\$50,945	\$66,833
27-3041	Editors	#	#	\$29.89	\$62,168	8.58	\$19.11	\$22.92	\$33.31	\$36.58	\$38.61	\$39,747	\$47,666	\$69,277	\$76,082	\$80,309
27-3042	Technical writers	20	43.75	\$19.54	\$40,652	13.71	\$10.63	\$11.75	\$19.48	\$23.71	\$28.22	\$22,119	\$24,435	\$40,526	\$49,319	\$58,706
27-3043	Writers and authors	20	19.33	\$15.73	\$32,709	7.07	\$10.80	\$13.01	\$15.91	\$18.07	\$21.08	\$22,459	\$27,055	\$33,090	\$37,590	\$43,843
27-3091	Interpreters and translators	30	5.77	\$19.48	\$40,525	2.37	\$12.93	\$14.68	\$19.22	\$23.08	\$28.32	\$26,892	\$30,525	\$39,976	\$48,013	\$58,901
27-3099	Media and communication workers, all other	#	#	\$12.80	\$26,630	5.97	\$10.58	\$11.73	\$12.75	\$13.84	\$14.63	\$21,998	\$24,403	\$26,516	\$28,792	\$30,422
27-4011	Audio and video equipment technicians	#	#	\$17.83	\$37,091	13.87	\$12.05	\$13.45	\$19.86	\$22.18	\$23.57	\$25,066	\$27,980	\$41,305	\$46,133	\$49,029
27-4021	Photographers	30	23.87	\$15.91	\$33,101	9.02	\$11.79	\$12.90	\$14.51	\$20.17	\$23.05	\$24,523	\$26,842	\$30,182	\$41,945	\$47,942
27-4099	Media and communication equipment workers, all other	10	32.15	\$14.51	\$30,173	7.28	\$8.39	\$9.25	\$10.90	\$20.54	\$28.02	\$17,446	\$19,249	\$22,675	\$42,718	\$58,291
29-0000	Healthcare Practitioners and Technical Occupations	4,590	4.96	\$32.06	\$66,676	5.08	\$14.02	\$18.67	\$25.93	\$34.65	\$52.81	\$29,159	\$38,841	\$53,942	\$72,082	\$109,850
29-1021	Dentists, general	70	32.61	\$91.22	\$189,733	19.45	\$37.13	#	#	#	#	\$77,223	#	#	#	#

Data unavailable

Occupational Code	Occupational Title	Employment Estimate	Employment Percentage Relative Standard Error	Average Hourly Wage	Average Annual Wage	Wage Percentage Relative Standard Error	10th Percentile (Hourly)	25th Percentile (Hourly)	50th Percentile (Hourly)	75th Percentile (Hourly)	90th Percentile (Hourly)	10th Percentile (Annual)	25th Percentile (Annual)	50th Percentile (Annual)	75th Percentile (Annual)	90th Percentile (Annual)
29-1031	Dietitians and nutritionists	#	#	\$24.02	\$49,969	3.01	\$15.26	\$17.09	\$24.19	\$29.55	\$34.73	\$31,737	\$35,555	\$50,318	\$61,474	\$72,232
29-1041	Optometrists	20	19.63	\$32.18	\$66,936	10.18	\$20.33	\$26.41	\$31.38	\$36.02	\$38.92	\$42,279	\$54,924	\$65,265	\$74,927	\$80,962
29-1051	Pharmacists	130	6.67	\$47.66	\$99,130	2.33	\$40.67	\$43.31	\$47.25	\$51.97	\$58.98	\$84,596	\$90,091	\$98,274	\$108,104	\$122,687
29-1061	Anesthesiologists	#	#	#	#	#	#	#	#	#	#	#	#	#	#	#
29-1062	Family and general practitioners	60	23.35	\$74.74	\$155,457	11.2	\$45.29	\$54.72	\$69.91	#	#	\$94,201	\$113,820	\$145,416	#	#
29-1063	Internists, general	20	12.61	\$88.39	\$183,850	9.46	\$64.15	#	#	#	#	\$133,438	#	#	#	#
29-1067	Surgeons	#	#	#	#	#	#	#	#	#	#	#	#	#	#	#
29-1069	Physicians and surgeons, all other	140	47.07	#	#	#	#	#	#	#	#	#	#	#	#	#
29-1071	Physician assistants	#	#	\$36.58	\$76,081	6.66	\$30.97	\$32.81	\$35.25	\$38.47	\$49.06	\$64,416	\$68,252	\$73,316	\$80,023	\$102,044
29-1111	Registered nurses	1,570	7.79	\$27.55	\$57,308	2.06	\$19.97	\$22.59	\$26.87	\$31.39	\$36.99	\$41,545	\$46,994	\$55,897	\$65,289	\$76,932
29-1121	Audiologists	#	#	\$20.07	\$41,741	8.38	\$11.37	\$15.51	\$18.57	\$23.31	\$33.60	\$23,652	\$32,266	\$38,625	\$48,476	\$69,880
29-1122	Occupational therapists	80	6.47	\$29.66	\$61,703	1.63	\$22.65	\$25.33	\$28.91	\$34.19	\$38.88	\$47,107	\$52,694	\$60,136	\$71,114	\$80,880
29-1123	Physical therapists	230	8.6	\$30.15	\$62,722	2.8	\$21.78	\$26.48	\$30.53	\$35.06	\$38.83	\$45,299	\$55,085	\$63,499	\$72,920	\$80,770
29-1126	Respiratory therapists	60	8.66	\$24.39	\$50,729	1.81	\$19.28	\$21.72	\$24.86	\$27.82	\$29.69	\$40,108	\$45,172	\$51,710	\$57,869	\$61,749
29-1127	Speech-language pathologists	60	15.98	\$34.72	\$72,207	1.54	\$26.60	\$30.07	\$34.94	\$40.09	\$44.63	\$55,326	\$62,547	\$72,674	\$83,383	\$92,824
29-1129	Therapists, all other	40	5.77	\$14.41	\$29,977	20.4	\$10.03	\$10.54	\$11.40	\$12.69	\$29.79	\$20,852	\$21,921	\$23,702	\$26,405	\$61,964
29-1131	Veterinarians	130	42.54	\$21.13	\$43,956	13.38	\$13.83	\$17.03	\$19.16	\$22.03	\$36.22	\$28,758	\$35,424	\$39,844	\$45,815	\$75,334
29-1199	Health diagnosing and treating practitioners, all other	40	36.08	\$15.91	\$33,091	16.44	\$10.28	\$11.19	\$15.70	\$17.96	\$19.46	\$21,392	\$23,270	\$32,647	\$37,349	\$40,483
29-2011	Medical and clinical laboratory technologists	90	13.43	\$25.85	\$53,769	1.7	\$16.51	\$22.01	\$26.76	\$30.32	\$34.32	\$34,349	\$45,772	\$55,658	\$63,060	\$71,389
29-2012	Medical and clinical laboratory technicians	50	5.08	\$18.96	\$39,433	1.98	\$11.88	\$15.20	\$18.52	\$23.55	\$28.06	\$24,719	\$31,609	\$38,517	\$48,974	\$58,357
29-2021	Dental hygienists	180	15.65	\$35.20	\$73,220	5.28	\$28.42	\$31.49	\$34.99	\$39.16	\$45.56	\$59,105	\$65,509	\$72,789	\$81,454	\$94,769
29-2032	Diagnostic medical sonographers	40	32.8	\$33.76	\$70,220	5.92	\$25.40	\$28.83	\$35.40	\$39.67	\$43.47	\$52,826	\$59,964	\$73,637	\$82,506	\$90,410
29-2033	Nuclear medicine technologists	10	0.11	\$30.44	\$63,318	2.48	\$21.73	\$26.72	\$31.54	\$35.83	\$38.59	\$45,196	\$55,571	\$65,606	\$74,524	\$80,270
29-2034	Radiologic technologists and technicians	110	8.96	\$23.92	\$49,745	1.37	\$17.21	\$20.04	\$23.50	\$28.15	\$31.50	\$35,803	\$41,673	\$48,885	\$58,558	\$65,511
29-2041	Emergency medical technicians and paramedics	160	12.46	\$15.12	\$31,443	2.96	\$10.50	\$12.21	\$14.42	\$17.04	\$19.81	\$21,836	\$25,393	\$30,001	\$35,446	\$41,208
29-2051	Dietetic technicians	40	37.05	\$10.87	\$22,608	6.01	\$7.63	\$8.76	\$10.32	\$12.33	\$14.12	\$15,865	\$18,230	\$21,473	\$25,653	\$29,375
29-2052	Pharmacy technicians	140	6.64	\$14.01	\$29,133	1.48	\$11.22	\$12.83	\$14.18	\$15.45	\$17.06	\$23,339	\$26,686	\$29,484	\$32,129	\$35,488
29-2055	Surgical technologists	30	0.06	\$18.48	\$38,440	1.91	\$15.56	\$16.64	\$18.17	\$20.28	\$22.70	\$32,373	\$34,619	\$37,804	\$42,175	\$47,224
29-2056	Veterinary technologists and technicians	#	#	\$13.49	\$28,066	8.53	\$9.07	\$11.93	\$13.85	\$15.35	\$17.41	\$18,875	\$24,819	\$28,798	\$31,928	\$36,204
29-2061	Licensed practical and licensed vocational nurses	330	11.36	\$17.72	\$36,851	1.88	\$13.62	\$15.59	\$17.51	\$19.86	\$22.80	\$28,335	\$32,430	\$36,413	\$41,310	\$47,429
29-2071	Medical records and health information technicians	100	19.06	\$16.92	\$35,197	2.13	\$10.70	\$12.51	\$16.75	\$21.20	\$23.91	\$22,262	\$26,020	\$34,837	\$44,095	\$49,736
29-2081	Opticians, dispensing	40	22.33	\$15.92	\$33,110	6.09	\$10.44	\$11.46	\$16.36	\$19.79	\$22.22	\$21,706	\$23,828	\$34,035	\$41,173	\$46,228

Data unavailable

Occupational Code	Occupational Title	Employment Estimate	Employment Percentage Relative Standard Error	Average Hourly Wage	Average Annual Wage	Wage Percentage Relative Standard Error	10th Percentile (Hourly)	25th Percentile (Hourly)	50th Percentile (Hourly)	75th Percentile (Hourly)	90th Percentile (Hourly)	10th Percentile (Annual)	25th Percentile (Annual)	50th Percentile (Annual)	75th Percentile (Annual)	90th Percentile (Annual)
29-2099	Health technologists and technicians, all other	#	#	\$14.08	\$29,289	16.58	\$10.00	\$10.56	\$11.50	\$12.45	\$24.91	\$20,801	\$21,972	\$23,930	\$25,887	\$51,803
29-9011	Occupational health and safety specialists	70	10.12	\$30.37	\$63,163	4.58	\$16.82	\$19.83	\$31.82	\$39.08	\$45.59	\$34,980	\$41,241	\$66,179	\$81,292	\$94,821
29-9012	Occupational health and safety technicians	20	25.67	\$29.95	\$62,301	8.67	\$18.05	\$21.03	\$32.95	\$38.16	\$43.31	\$37,536	\$43,733	\$68,537	\$79,368	\$90,087
29-9091	Athletic trainers	10	0.14	#	\$41,212	2.64	#	#	#	#	#	\$33,298	\$35,754	\$39,768	\$45,687	\$52,591
31-0000	Healthcare Support Occupations	2,250	4.87	\$13.55	\$28,185	4.2	\$8.31	\$10.22	\$12.47	\$15.28	\$20.24	\$17,278	\$21,253	\$25,937	\$31,791	\$42,092
31-1011	Home health aides	220	34.19	\$11.20	\$23,306	9.21	\$7.47	\$8.31	\$12.07	\$13.67	\$14.66	\$15,532	\$17,287	\$25,104	\$28,437	\$30,494
31-1012	Nursing aides, orderlies, and attendants	840	8.06	\$11.00	\$22,875	1.9	\$8.16	\$9.31	\$10.91	\$12.54	\$14.38	\$16,978	\$19,368	\$22,683	\$26,075	\$29,903
31-2021	Physical therapist assistants	90	18.57	\$14.65	\$30,478	4.13	\$10.20	\$11.05	\$13.04	\$17.96	\$22.01	\$21,218	\$22,987	\$27,126	\$37,362	\$45,775
31-2022	Physical therapist aides	30	19.33	\$11.87	\$24,680	2.31	\$9.34	\$10.34	\$11.74	\$13.43	\$15.02	\$19,430	\$21,514	\$24,423	\$27,944	\$31,245
31-9011	Massage therapists	130	22.18	#	#	#	#	#	#	#	#	#	#	#	#	#
31-9091	Dental assistants	270	16.18	\$15.48	\$32,196	8.41	\$11.05	\$12.28	\$15.91	\$18.24	\$20.18	\$22,979	\$25,534	\$33,092	\$37,948	\$41,973
31-9092	Medical assistants	380	14.88	\$15.93	\$33,128	8.26	\$9.31	\$12.71	\$14.80	\$19.96	\$24.05	\$19,368	\$26,440	\$30,791	\$41,524	\$50,023
31-9093	Medical equipment preparers	30	0.05	\$14.84	\$30,865	1.68	\$9.57	\$11.78	\$15.22	\$17.66	\$19.65	\$19,914	\$24,493	\$31,651	\$36,734	\$40,872
31-9094	Medical transcriptionists	90	28.57	\$14.09	\$29,315	4.4	\$10.44	\$12.06	\$13.84	\$16.23	\$18.24	\$21,710	\$25,081	\$28,794	\$33,763	\$37,938
31-9099	Healthcare support workers, all other	100	10	\$13.31	\$27,686	2.12	\$9.99	\$11.06	\$12.79	\$14.78	\$18.67	\$20,772	\$23,010	\$26,594	\$30,737	\$38,835
33-0000	Protective Service Occupations	2,350	11.99	\$19.32	\$40,196	2.46	\$10.07	\$13.72	\$18.39	\$24.06	\$29.98	\$20,954	\$28,530	\$38,253	\$50,047	\$62,356
33-1011	First-line supervisors/managers of correctional officers	20	0.09	\$28.17	\$58,603	3.04	\$21.62	\$25.92	\$28.43	\$31.13	\$35.97	\$44,964	\$53,918	\$59,136	\$64,740	\$74,819
33-1012	First-line supervisors/managers of police and detectives	80	18	\$33.64	\$69,967	2.98	\$23.62	\$27.34	\$34.27	\$40.32	\$46.18	\$49,138	\$56,874	\$71,271	\$83,864	\$96,046
33-1021	First-line supervisors/managers of fire fighting and prevention workers	90	47.09	\$29.05	\$60,418	4.34	\$20.80	\$23.10	\$27.81	\$34.02	\$40.69	\$43,273	\$48,048	\$57,849	\$70,762	\$84,642
33-1099	First-line supervisors/managers, protective service workers, all other	20	35.32	\$25.65	\$53,359	4.07	\$14.30	\$23.42	\$27.40	\$30.17	\$32.65	\$29,754	\$48,723	\$56,990	\$62,753	\$67,910
33-2011	Fire fighters	310	29.26	\$19.86	\$41,302	6.65	\$13.34	\$15.94	\$19.89	\$23.57	\$27.56	\$27,757	\$33,152	\$41,368	\$49,022	\$57,318
33-3012	Correctional officers and jailers	250	3.45	\$18.86	\$39,235	2.4	\$14.40	\$16.31	\$18.22	\$21.13	\$24.75	\$29,962	\$33,928	\$37,894	\$43,960	\$51,485
33-3021	Detectives and criminal investigators	90	7.29	\$28.33	\$58,937	3.13	\$19.12	\$22.26	\$26.60	\$34.51	\$42.41	\$39,774	\$46,305	\$55,318	\$71,788	\$88,217
33-3031	Fish and game wardens	60	4.3	\$24.62	\$51,218	4.7	\$20.04	\$21.92	\$25.03	\$28.49	\$30.57	\$41,692	\$45,584	\$52,070	\$59,261	\$63,581
33-3051	Police and sheriff's patrol officers	680	16.24	\$21.28	\$44,258	1.69	\$14.23	\$16.94	\$21.09	\$24.97	\$29.69	\$29,594	\$35,226	\$43,870	\$51,931	\$61,764
33-9011	Animal control workers	20	9.29	\$14.74	\$30,665	3.01	\$8.87	\$12.54	\$14.21	\$17.50	\$20.60	\$18,444	\$26,086	\$29,561	\$36,404	\$42,855
33-9021	Private detectives and investigators	20	28.97	\$20.08	\$41,761	5.01	\$13.68	\$18.13	\$19.85	\$22.18	\$27.91	\$28,455	\$37,710	\$41,289	\$46,126	\$58,047
33-9032	Security guards	260	44.47	\$13.80	\$28,697	3.28	\$9.94	\$11.47	\$13.55	\$15.59	\$18.44	\$20,669	\$23,854	\$28,193	\$32,437	\$38,360
33-9091	Crossing guards	#	#	\$12.76	\$26,548	3.82	\$10.12	\$10.87	\$12.13	\$14.50	\$17.57	\$21,047	\$22,604	\$25,224	\$30,157	\$36,543

Data unavailable

Occupational Code	Occupational Title	Employment Estimate	Employment Percentage Relative Standard Error	Average Hourly Wage	Average Annual Wage	Wage Percentage Relative Standard Error	10th Percentile (Hourly)	25th Percentile (Hourly)	50th Percentile (Hourly)	75th Percentile (Hourly)	90th Percentile (Hourly)	10th Percentile (Annual)	25th Percentile (Annual)	50th Percentile (Annual)	75th Percentile (Annual)	90th Percentile (Annual)
33-9092	Lifeguards, ski patrol, and other recreational protective service workers	230	19.25	\$9.19	\$19,105	3.04	\$7.09	\$7.49	\$8.61	\$10.21	\$12.25	\$14,753	\$15,569	\$17,899	\$21,244	\$25,485
33-9099	Protective service workers, all other	140	5.44	\$14.86	\$30,901	1.55	\$10.04	\$12.44	\$14.12	\$16.79	\$20.58	\$20,890	\$25,873	\$29,360	\$34,922	\$42,798
35-0000	Food Preparation and Serving-Related Occupations	11,300	3.85	\$9.77	\$20,322	1.88	\$7.00	\$7.26	\$8.44	\$10.93	\$14.65	\$14,564	\$15,107	\$17,563	\$22,729	\$30,462
35-1011	Chefs and head cooks	150	19.8	\$18.66	\$38,823	6.44	\$9.66	\$12.05	\$20.04	\$24.45	\$28.57	\$20,086	\$25,071	\$41,681	\$50,849	\$59,419
35-1012	First-line supervisors/managers of food preparation and serving workers	670	7.33	\$14.81	\$30,809	3.48	\$8.66	\$10.71	\$14.32	\$17.89	\$22.14	\$18,014	\$22,269	\$29,788	\$37,209	\$46,057
35-2011	Cooks, fast food	440	32.76	\$7.95	\$16,531	5.09	\$6.95	\$7.10	\$7.42	\$8.39	\$10.21	\$14,455	\$14,766	\$15,428	\$17,451	\$21,236
35-2012	Cooks, institution and cafeteria	300	14.48	\$10.68	\$22,222	2.52	\$7.69	\$8.68	\$10.33	\$12.36	\$14.41	\$16,005	\$18,051	\$21,479	\$25,703	\$29,970
35-2014	Cooks, restaurant	1,330	10.54	\$10.76	\$22,386	3.01	\$7.53	\$8.79	\$10.35	\$12.14	\$14.49	\$15,667	\$18,274	\$21,519	\$25,251	\$30,144
35-2015	Cooks, short order	120	29.66	\$10.82	\$22,508	2.88	\$7.74	\$9.15	\$10.83	\$12.28	\$14.28	\$16,096	\$19,040	\$22,523	\$25,544	\$29,702
35-2021	Food preparation workers	1,250	12.35	\$9.50	\$19,757	3.06	\$7.13	\$7.56	\$9.34	\$11.07	\$12.39	\$14,841	\$15,718	\$19,423	\$23,020	\$25,773
35-3011	Bartenders	900	10.56	\$8.96	\$18,629	4.64	\$6.97	\$7.15	\$7.89	\$9.87	\$13.33	\$14,501	\$14,880	\$16,401	\$20,527	\$27,718
35-3021	Combined food preparation and serving workers, including fast food	1,990	10.03	\$8.04	\$16,720	2.01	\$6.97	\$7.14	\$7.57	\$8.64	\$9.57	\$14,489	\$14,850	\$15,744	\$17,977	\$19,913
35-3022	Counter attendants, cafeteria, food concession, and coffee shop	300	33.3	\$7.96	\$16,564	3.56	\$6.95	\$7.09	\$7.57	\$8.74	\$9.50	\$14,449	\$14,750	\$15,751	\$18,170	\$19,764
35-3031	Waiters and waitresses	2,170	9.58	\$10.56	\$21,962	5.77	\$6.96	\$7.12	\$7.87	\$13.23	\$18.80	\$14,471	\$14,804	\$16,361	\$27,508	\$39,096
35-3041	Food servers, nonrestaurant	#	#	\$9.22	\$19,186	4.38	\$7.03	\$7.42	\$9.41	\$10.54	\$11.24	\$14,626	\$15,432	\$19,582	\$21,927	\$23,373
35-9011	Dining room and cafeteria attendants and bartender helpers	440	17	\$7.92	\$16,480	5.91	\$6.93	\$7.04	\$7.24	\$7.56	\$9.46	\$14,404	\$14,638	\$15,063	\$15,715	\$19,673
35-9021	Dishwashers	510	6.93	\$8.42	\$17,504	2.65	\$6.97	\$7.16	\$8.15	\$9.37	\$10.72	\$14,508	\$14,897	\$16,950	\$19,499	\$22,297
35-9031	Hosts and hostesses, restaurant, lounge, and coffee shop	460	17.57	\$8.30	\$17,261	2.69	\$7.00	\$7.30	\$8.04	\$8.89	\$9.98	\$14,555	\$15,176	\$16,732	\$18,491	\$20,753
37-0000	Building and Grounds Cleaning and Maintenance Occupations	4,420	7.22	\$11.41	\$23,732	2.31	\$7.34	\$8.38	\$10.47	\$13.43	\$16.83	\$15,264	\$17,437	\$21,777	\$27,943	\$35,012
37-1011	First-line supervisors/managers of housekeeping and janitorial workers	140	14.22	\$15.01	\$31,220	3.92	\$10.11	\$12.16	\$14.51	\$18.18	\$21.18	\$21,021	\$25,300	\$30,176	\$37,816	\$44,060
37-1012	First-line supervisors/managers of landscaping, lawn service, and groundskeeping workers	90	14.54	\$21.31	\$44,332	4.5	\$15.97	\$17.38	\$19.51	\$24.32	\$28.43	\$33,227	\$36,151	\$40,574	\$50,583	\$59,129
37-2011	Janitors and cleaners, except maids and housekeeping cleaners	1,430	16.94	\$10.98	\$22,843	2.24	\$7.25	\$8.33	\$10.68	\$13.12	\$15.23	\$15,075	\$17,324	\$22,218	\$27,286	\$31,682
37-2012	Maids and housekeeping cleaners	1,610	7.39	\$9.61	\$19,992	2.88	\$7.27	\$8.00	\$9.06	\$10.78	\$12.78	\$15,131	\$16,647	\$18,840	\$22,430	\$26,579
37-3011	Landscaping and groundskeeping workers	1,000	9.28	\$13.03	\$27,107	5.82	\$7.51	\$9.80	\$12.30	\$15.18	\$19.07	\$15,621	\$20,374	\$25,576	\$31,569	\$39,669
37-3012	Pesticide handlers, sprayers, and applicators, vegetation	70	44.44	\$16.03	\$33,333	11.83	\$12.22	\$13.32	\$14.88	\$18.84	\$22.98	\$25,421	\$27,704	\$30,947	\$39,196	\$47,796

Data unavailable

Occupational Code	Occupational Title	Employment Estimate	Employment Percentage Relative Standard Error	Average Hourly Wage	Average Annual Wage	Wage Percentage Relative Standard Error	10th Percentile (Hourly)	25th Percentile (Hourly)	50th Percentile (Hourly)	75th Percentile (Hourly)	90th Percentile (Hourly)	10th Percentile (Annual)	25th Percentile (Annual)	50th Percentile (Annual)	75th Percentile (Annual)	90th Percentile (Annual)
37-3019	Grounds maintenance workers, all other	30	3.98	#	#	#	#	#	#	#	#	#	#	#	#	#
39-0000	Personal Care and Service Occupations	3,750	10.03	\$11.57	\$24,058	2.38	\$7.29	\$8.23	\$10.01	\$13.53	\$17.96	\$15,153	\$17,119	\$20,824	\$28,148	\$37,348
39-1021	First-line supervisors/managers of personal service workers	140	18.78	\$18.74	\$38,985	3.06	\$12.49	\$14.65	\$17.13	\$21.75	\$27.39	\$25,988	\$30,470	\$35,630	\$45,232	\$56,978
39-2021	Nonfarm animal caretakers	150	44.37	\$9.65	\$20,073	6.89	\$7.05	\$7.67	\$9.52	\$11.31	\$13.08	\$14,669	\$15,960	\$19,804	\$23,534	\$27,209
39-3031	Ushers, lobby attendants, and ticket takers	#	#	\$8.22	\$17,095	4.4	\$7.08	\$7.41	\$8.07	\$9.09	\$9.69	\$14,718	\$15,416	\$16,791	\$18,904	\$20,145
39-3091	Amusement and recreation attendants	380	20.12	\$9.82	\$20,430	3.6	\$7.01	\$7.75	\$9.19	\$11.54	\$13.90	\$14,581	\$16,113	\$19,110	\$24,011	\$28,918
39-3093	Locker room, coatroom, and dressing room attendants	50	30.69	\$10.12	\$21,042	3.12	\$8.04	\$8.62	\$9.58	\$11.64	\$13.38	\$16,733	\$17,930	\$19,925	\$24,215	\$27,827
39-5012	Hairdressers, hairstylists, and cosmetologists	190	23.68	\$11.22	\$23,331	13.43	\$7.04	\$7.52	\$10.44	\$12.27	\$14.50	\$14,652	\$15,638	\$21,707	\$25,521	\$30,151
39-5094	Skin care specialists	#	#	\$28.30	\$58,865	27.15	\$7.36	\$11.38	\$34.89	\$37.85	\$39.62	\$15,312	\$23,680	\$72,574	\$78,719	\$82,406
39-6011	Baggage porters and bellhops	30	0.07	\$8.57	\$17,817	2.91	\$6.93	\$7.05	\$7.82	\$9.74	\$11.79	\$14,418	\$14,672	\$16,276	\$20,265	\$24,515
39-6012	Concierges	40	0.05	\$11.97	\$24,899	2.22	\$9.03	\$10.28	\$11.40	\$12.53	\$16.04	\$18,789	\$21,381	\$23,706	\$26,060	\$33,362
39-6021	Tour guides and escorts	170	22.49	\$14.50	\$30,153	10.89	\$9.53	\$10.77	\$13.12	\$19.84	\$22.92	\$19,826	\$22,400	\$27,283	\$41,270	\$47,678
39-9011	Child care workers	450	12.85	\$10.85	\$22,565	6.79	\$7.25	\$7.98	\$9.89	\$13.33	\$16.22	\$15,079	\$16,592	\$20,568	\$27,717	\$33,737
39-9021	Personal and home care aides	770	17.02	\$9.17	\$19,081	2.86	\$7.40	\$7.97	\$8.77	\$9.72	\$11.84	\$15,400	\$16,571	\$18,250	\$20,224	\$24,622
39-9031	Fitness trainers and aerobics instructors	230	28.25	\$14.46	\$30,073	4.49	\$8.40	\$10.57	\$13.75	\$17.75	\$22.44	\$17,475	\$21,975	\$28,603	\$36,922	\$46,685
39-9032	Recreation workers	600	12.86	\$12.91	\$26,847	5.07	\$7.83	\$9.15	\$11.90	\$14.98	\$19.36	\$16,296	\$19,031	\$24,760	\$31,166	\$40,264
39-9041	Residential advisors	40	19.78	\$11.91	\$24,766	5.21	\$7.59	\$9.86	\$11.73	\$13.69	\$16.76	\$15,781	\$20,515	\$24,397	\$28,482	\$34,854
39-9099	Personal care and service workers, all other	80	42.69	\$12.24	\$25,469	4.23	\$7.49	\$8.31	\$9.39	\$17.29	\$18.73	\$15,585	\$17,279	\$19,535	\$35,954	\$38,966
41-0000	Sales and Related Occupations	11,890	3.48	\$14.88	\$30,941	3.2	\$7.77	\$9.17	\$11.39	\$15.74	\$26.12	\$16,164	\$19,068	\$23,698	\$32,740	\$54,325
41-1011	First-line supervisors/managers of retail sales workers	1,100	7.42	\$18.93	\$39,383	4.55	\$10.18	\$12.37	\$16.42	\$23.66	\$32.55	\$21,171	\$25,723	\$34,148	\$49,211	\$67,703
41-1012	First-line supervisors/managers of non-retail sales workers	80	21.09	\$29.70	\$61,782	6.36	\$20.29	\$22.77	\$27.24	\$31.47	\$39.54	\$42,214	\$47,357	\$56,657	\$65,465	\$82,244
41-2011	Cashiers	3,250	9.59	\$9.94	\$20,685	2.02	\$7.24	\$8.00	\$9.51	\$11.26	\$13.78	\$15,058	\$16,647	\$19,776	\$23,430	\$28,660
41-2021	Counter and rental clerks	500	13.12	\$13.50	\$28,073	3.77	\$8.08	\$9.62	\$12.24	\$15.07	\$21.00	\$16,816	\$20,008	\$25,463	\$31,345	\$43,685
41-2022	Parts salespersons	250	21.27	\$15.21	\$31,639	4.65	\$9.27	\$12.01	\$14.07	\$18.04	\$23.40	\$19,282	\$24,975	\$29,260	\$37,528	\$48,663
41-2031	Retail salespersons	4,530	5.76	\$12.19	\$25,349	2.9	\$7.86	\$8.99	\$10.75	\$13.23	\$17.24	\$16,339	\$18,700	\$22,362	\$27,512	\$35,849
41-3011	Advertising sales agents	110	38.01	\$20.12	\$41,853	29.01	\$10.16	\$13.54	\$16.11	\$18.23	\$42.17	\$21,143	\$28,161	\$33,510	\$37,917	\$87,705
41-3021	Insurance sales agents	240	30.47	#	#	#	#	#	#	#	#	#	#	#	#	#
41-3031	Securities, commodities, and financial services sales agents	140	30.28	\$29.09	\$60,498	20.91	\$12.73	\$14.55	\$18.15	\$44.67	\$56.38	\$26,485	\$30,262	\$37,758	\$92,907	\$117,278
41-3041	Travel agents	40	33.84	\$13.30	\$27,673	6.82	\$7.39	\$10.73	\$12.44	\$14.69	\$21.48	\$15,378	\$22,311	\$25,865	\$30,554	\$44,668

Data unavailable

Occupational Code	Occupational Title	Employment Estimate	Employment Percentage Relative Standard Error	Average Hourly Wage	Average Annual Wage	Wage Percentage Relative Standard Error	10th Percentile (Hourly)	25th Percentile (Hourly)	50th Percentile (Hourly)	75th Percentile (Hourly)	90th Percentile (Hourly)	10th Percentile (Annual)	25th Percentile (Annual)	50th Percentile (Annual)	75th Percentile (Annual)	90th Percentile (Annual)
41-3099	Sales representatives, services, all other	250	22.62	\$39.75	\$82,680	12.48	\$11.06	\$17.82	\$36.55	\$62.62	#	\$23,005	\$37,068	\$76,025	\$130,254	#
41-4011	Sales representatives, wholesale and manufacturing, technical and scientific products	190	31.11	\$37.66	\$78,336	14.22	\$19.99	\$23.14	\$34.15	\$51.83	#	\$41,574	\$48,137	\$71,031	\$107,803	#
41-4012	Sales representatives, wholesale and manufacturing, except technical and scientific products	750	11.44	\$18.71	\$38,911	4.08	\$9.69	\$11.84	\$16.80	\$23.04	\$30.93	\$20,145	\$24,620	\$34,941	\$47,929	\$64,337
41-9021	Real estate brokers	160	28.34	\$23.58	\$49,036	23.97	\$9.85	\$10.89	\$29.28	\$32.91	\$35.47	\$20,481	\$22,652	\$60,894	\$68,457	\$73,781
41-9022	Real estate sales agents	#	#	\$25.76	\$53,580	7.35	\$20.50	\$21.69	\$23.78	\$27.13	\$31.29	\$42,630	\$45,117	\$49,466	\$56,435	\$65,085
41-9041	Telemarketers	50	42.97	\$10.95	\$22,786	12.29	\$7.19	\$7.69	\$11.86	\$13.54	\$14.54	\$14,949	\$16,001	\$24,660	\$28,156	\$30,248
41-9099	Sales and related workers, all other	90	47.85	\$16.25	\$33,792	11.24	\$10.47	\$11.72	\$13.67	\$16.41	\$32.17	\$21,773	\$24,384	\$28,430	\$34,123	\$66,906
43-0000	Office and Administrative Support Occupations	17,120	2.49	\$14.06	\$29,250	0.99	\$8.09	\$10.25	\$13.23	\$16.92	\$21.31	\$16,834	\$21,313	\$27,511	\$35,202	\$44,327
43-1011	First-line supervisors/managers of office and administrative support workers	700	6.34	\$20.45	\$42,526	3.73	\$10.44	\$13.40	\$18.33	\$25.18	\$35.34	\$21,708	\$27,864	\$38,117	\$52,371	\$73,504
43-2011	Switchboard operators, including answering service	80	37.61	\$9.96	\$20,720	5.63	\$7.02	\$7.26	\$8.52	\$11.24	\$14.13	\$14,592	\$15,103	\$17,725	\$23,372	\$29,392
43-3011	Bill and account collectors	150	12.17	\$15.45	\$32,141	2.63	\$11.92	\$13.26	\$15.15	\$17.43	\$19.67	\$24,785	\$27,571	\$31,514	\$36,265	\$40,921
43-3021	Billing and posting clerks and machine operators	440	19.97	\$14.82	\$30,822	4.25	\$10.29	\$11.94	\$14.18	\$17.38	\$20.61	\$21,408	\$24,830	\$29,499	\$36,161	\$42,872
43-3031	Bookkeeping, accounting, and auditing clerks	2,130	8.29	\$14.28	\$29,707	2.26	\$7.66	\$10.55	\$13.88	\$17.42	\$21.35	\$15,929	\$21,949	\$28,874	\$36,240	\$44,405
43-3051	Payroll and timekeeping clerks	110	16.27	\$16.75	\$34,834	2.3	\$12.69	\$14.11	\$16.29	\$19.04	\$22.69	\$26,394	\$29,354	\$33,890	\$39,595	\$47,196
43-3061	Procurement clerks	20	17.6	\$13.21	\$27,468	4.91	\$7.19	\$8.36	\$11.57	\$17.64	\$19.77	\$14,946	\$17,396	\$24,070	\$36,682	\$41,132
43-3071	Tellers	720	12.23	\$11.61	\$24,153	3.33	\$9.20	\$10.09	\$11.18	\$12.97	\$14.94	\$19,145	\$20,995	\$23,256	\$26,980	\$31,077
43-4031	Court, municipal, and license clerks	320	10.92	\$16.49	\$34,309	2.02	\$12.46	\$13.60	\$15.68	\$18.68	\$22.69	\$25,916	\$28,281	\$32,609	\$38,845	\$47,188
43-4041	Credit authorizers, checkers, and clerks	#	#	\$14.32	\$29,778	4.84	\$11.93	\$12.89	\$14.07	\$15.84	\$17.56	\$24,812	\$26,804	\$29,269	\$32,938	\$36,529
43-4051	Customer service representatives	550	13.85	\$13.13	\$27,310	4.82	\$7.38	\$9.64	\$12.00	\$16.04	\$19.81	\$15,359	\$20,058	\$24,951	\$33,358	\$41,197
43-4061	Eligibility interviewers, government programs	90	7.69	\$17.33	\$36,038	3.62	\$12.18	\$13.88	\$16.85	\$19.63	\$24.44	\$25,330	\$28,866	\$35,058	\$40,836	\$50,839
43-4071	File clerks	90	16.56	\$12.65	\$26,316	2.96	\$8.68	\$10.23	\$12.41	\$14.85	\$17.53	\$18,045	\$21,282	\$25,818	\$30,886	\$36,467
43-4081	Hotel, motel, and resort desk clerks	820	6.71	\$10.28	\$21,373	5.51	\$7.26	\$8.13	\$9.58	\$12.58	\$14.24	\$15,092	\$16,904	\$19,937	\$26,163	\$29,629
43-4111	Interviewers, except eligibility and loan	110	11.25	\$14.24	\$29,617	2.51	\$10.06	\$11.11	\$13.25	\$17.10	\$20.42	\$20,932	\$23,106	\$27,569	\$35,576	\$42,472
43-4121	Library assistants, clerical	#	#	\$10.14	\$21,100	3.28	\$7.74	\$8.67	\$10.36	\$11.63	\$12.40	\$16,093	\$18,033	\$21,558	\$24,184	\$25,791
43-4131	Loan interviewers and clerks	150	26.61	\$15.76	\$32,785	6.87	\$11.04	\$12.55	\$14.52	\$18.50	\$22.77	\$22,960	\$26,095	\$30,206	\$38,473	\$47,367
43-4141	New accounts clerks	110	24.95	\$12.84	\$26,701	3.96	\$10.11	\$11.09	\$12.93	\$14.39	\$15.36	\$21,034	\$23,067	\$26,899	\$29,934	\$31,951
43-4151	Order clerks	120	15.99	\$12.89	\$26,817	4.92	\$8.63	\$9.84	\$11.46	\$16.47	\$19.49	\$17,947	\$20,472	\$23,834	\$34,262	\$40,537
43-4161	Human resources assistants, except payroll and timekeeping	60	9.58	\$16.86	\$35,073	2.27	\$10.89	\$13.22	\$15.87	\$19.39	\$24.34	\$22,644	\$27,498	\$33,019	\$40,332	\$50,630
43-4171	Receptionists and information clerks	960	12.1	\$12.53	\$26,055	2.87	\$9.13	\$10.52	\$12.37	\$14.61	\$16.21	\$18,990	\$21,878	\$25,733	\$30,398	\$33,708

Occupational Code	Occupational Title	Employment Estimate	Employment Percentage Relative Standard Error	Average Hourly Wage	Average Annual Wage	Wage Percentage Relative Standard Error	10th Percentile (Hourly)	25th Percentile (Hourly)	50th Percentile (Hourly)	75th Percentile (Hourly)	90th Percentile (Hourly)	10th Percentile (Annual)	25th Percentile (Annual)	50th Percentile (Annual)	75th Percentile (Annual)	90th Percentile (Annual)
43-4181	Reservation and transportation ticket agents and travel clerks	90	20.65	\$11.51	\$23,950	7.38	\$7.79	\$8.57	\$10.07	\$13.01	\$18.10	\$16,197	\$17,824	\$20,948	\$27,069	\$37,650
43-4199	Information and record clerks, all other	180	14.04	\$14.34	\$29,832	2.5	\$7.99	\$9.81	\$13.94	\$17.81	\$21.87	\$16,627	\$20,411	\$28,986	\$37,035	\$45,494
43-5031	Police, fire, and ambulance dispatchers	100	14.91	\$16.46	\$34,230	6	\$12.30	\$13.51	\$15.82	\$19.79	\$22.85	\$25,580	\$28,104	\$32,912	\$41,173	\$47,530
43-5032	Dispatchers, except police, fire, and ambulance	130	13.26	\$17.52	\$36,450	3.94	\$10.28	\$12.55	\$16.34	\$20.50	\$28.09	\$21,375	\$26,107	\$33,994	\$42,643	\$58,431
43-5041	Meter readers, utilities	80	20.53	\$16.98	\$35,325	5.72	\$10.28	\$11.99	\$17.13	\$19.96	\$23.98	\$21,375	\$24,941	\$35,623	\$41,512	\$49,874
43-5051	Postal service clerks	120	0.01	\$20.50	\$42,641	1.44	\$16.81	\$19.15	\$20.97	\$22.74	\$23.79	\$34,967	\$39,839	\$43,619	\$47,290	\$49,492
43-5052	Postal service mail carriers	230	0.01	\$20.57	\$42,781	1.31	\$15.71	\$17.74	\$20.73	\$23.39	\$26.53	\$32,676	\$36,904	\$43,111	\$48,644	\$55,180
43-5053	Postal service mail sorters, processors, and processing machine operators	120	0.01	\$15.83	\$32,923	1.98	\$8.72	\$10.46	\$16.50	\$21.26	\$23.20	\$18,140	\$21,760	\$34,320	\$44,222	\$48,265
43-5061	Production, planning, and expediting clerks	60	15.83	\$23.06	\$47,959	6.63	\$14.65	\$17.17	\$21.11	\$28.12	\$36.77	\$30,471	\$35,712	\$43,909	\$58,494	\$76,475
43-5071	Shipping, receiving, and traffic clerks	320	11.94	\$12.02	\$24,993	3.52	\$7.84	\$8.93	\$11.26	\$14.31	\$17.67	\$16,309	\$18,584	\$23,430	\$29,764	\$36,758
43-5081	Stock clerks and order fillers	1,230	9.31	\$11.58	\$24,080	2.19	\$7.41	\$8.46	\$10.44	\$14.04	\$17.61	\$15,410	\$17,588	\$21,720	\$29,210	\$36,624
43-5111	Weighers, measurers, checkers, and samplers, recordkeeping	40	48.64	\$11.38	\$23,674	11.84	\$7.25	\$8.39	\$10.45	\$13.37	\$16.60	\$15,082	\$17,445	\$21,739	\$27,817	\$34,538
43-6011	Executive secretaries and administrative assistants	1,280	7.88	\$18.62	\$38,735	2.33	\$12.21	\$14.75	\$17.81	\$21.92	\$27.15	\$25,406	\$30,673	\$37,037	\$45,603	\$56,463
43-6012	Legal secretaries	150	33.89	\$19.30	\$40,150	6.27	\$15.22	\$16.52	\$18.91	\$22.41	\$24.44	\$31,662	\$34,358	\$39,331	\$46,619	\$50,834
43-6013	Medical secretaries	380	38.28	\$15.18	\$31,583	4.68	\$10.32	\$12.34	\$15.60	\$18.06	\$19.74	\$21,468	\$25,658	\$32,456	\$37,567	\$41,059
43-6014	Secretaries, except legal, medical, and executive	2,100	6.66	\$12.71	\$26,443	1.98	\$7.74	\$9.86	\$12.44	\$15.05	\$18.37	\$16,108	\$20,500	\$25,872	\$31,305	\$38,210
43-9011	Computer operators	50	22.04	\$18.89	\$39,283	7.76	\$11.58	\$13.21	\$16.01	\$26.62	\$29.35	\$24,090	\$27,481	\$33,311	\$55,365	\$61,056
43-9021	Data entry keyers	50	31.4	\$11.67	\$24,275	7.53	\$7.98	\$9.12	\$11.56	\$14.10	\$15.43	\$16,591	\$18,968	\$24,035	\$29,319	\$32,102
43-9022	Word processors and typists	30	28.56	\$15.27	\$31,765	7.38	\$10.48	\$11.92	\$14.46	\$18.08	\$22.48	\$21,807	\$24,801	\$30,070	\$37,604	\$46,750
43-9041	Insurance claims and policy processing clerks	#	#	\$14.36	\$29,860	4.59	\$8.01	\$14.38	\$15.64	\$16.93	\$17.72	\$16,659	\$29,902	\$32,535	\$35,222	\$36,856
43-9051	Mail clerks and mail machine operators, except postal service	20	15.1	\$8.69	\$18,073	3.03	\$6.94	\$7.08	\$7.33	\$8.92	\$13.55	\$14,436	\$14,718	\$15,244	\$18,550	\$28,175
43-9061	Office clerks, general	2,200	8.8	\$12.56	\$26,124	2.36	\$7.71	\$9.50	\$12.03	\$14.77	\$17.89	\$16,034	\$19,760	\$25,022	\$30,729	\$37,205
43-9071	Office machine operators, except computer	#	#	\$9.32	\$19,385	5.04	\$7.95	\$8.36	\$9.04	\$9.63	\$10.65	\$16,544	\$17,388	\$18,794	\$20,033	\$22,147
43-9199	Office and administrative support workers, all other	120	17.67	\$15.07	\$31,354	7.73	\$7.34	\$10.35	\$16.06	\$18.64	\$22.00	\$15,266	\$21,521	\$33,401	\$38,776	\$45,757
45-0000	Farming, Fishing, and Forestry Occupations	290	17.87	\$11.30	\$23,497	5.64	\$7.16	\$7.70	\$9.85	\$13.21	\$17.72	\$14,892	\$16,020	\$20,480	\$27,484	\$36,862
45-2092	Farmworkers and laborers, crop, nursery, and greenhouse	100	24.26	\$9.44	\$19,639	4.71	\$7.16	\$7.70	\$8.99	\$10.61	\$13.34	\$14,885	\$16,014	\$18,691	\$22,059	\$27,753
45-2093	Farmworkers, farm and ranch animals	140	33.7	\$11.15	\$23,202	11.2	\$7.13	\$7.56	\$10.15	\$12.67	\$17.27	\$14,833	\$15,725	\$21,107	\$26,350	\$35,932
47-0000	Construction and Extraction Occupations	16,150	5.32	\$18.71	\$38,913	1.91	\$10.89	\$13.53	\$17.42	\$22.71	\$28.72	\$22,641	\$28,152	\$36,243	\$47,246	\$59,743

Data unavailable

Occupational Code	Occupational Title	Employment Estimate	Employment Percentage Relative Standard Error	Average Hourly Wage	Average Annual Wage	Wage Percentage Relative Standard Error	10th Percentile (Hourly)	25th Percentile (Hourly)	50th Percentile (Hourly)	75th Percentile (Hourly)	90th Percentile (Hourly)	10th Percentile (Annual)	25th Percentile (Annual)	50th Percentile (Annual)	75th Percentile (Annual)	90th Percentile (Annual)
47-1011	First-line supervisors/managers of construction trades and extraction workers	1,220	8.63	\$28.44	\$59,160	4.81	\$15.65	\$20.74	\$28.09	\$35.95	\$43.37	\$32,542	\$43,133	\$58,437	\$74,772	\$90,210
47-2022	Stonemasons	#	#	\$23.04	\$47,926	3.04	\$16.93	\$18.93	\$21.97	\$25.04	\$34.20	\$35,210	\$39,382	\$45,705	\$52,086	\$71,134
47-2031	Carpenters	2,440	11.91	\$18.54	\$38,559	5.71	\$9.98	\$12.92	\$17.22	\$23.35	\$29.09	\$20,753	\$26,874	\$35,816	\$48,568	\$60,497
47-2051	Cement masons and concrete finishers	590	26.51	\$16.93	\$35,210	7.88	\$12.62	\$13.77	\$16.06	\$19.37	\$22.99	\$26,257	\$28,635	\$33,397	\$40,293	\$47,812
47-2061	Construction laborers	2,250	6.02	\$14.13	\$29,388	2.94	\$9.79	\$10.95	\$13.27	\$16.37	\$19.52	\$20,361	\$22,772	\$27,596	\$34,050	\$40,600
47-2071	Paving, surfacing, and tamping equipment operators	80	9.84	\$18.24	\$37,930	1.87	\$15.50	\$16.66	\$18.09	\$19.74	\$22.30	\$32,247	\$34,643	\$37,629	\$41,063	\$46,377
47-2073	Operating engineers and other construction equipment operators	1,400	11.03	\$21.15	\$43,988	4.16	\$14.97	\$17.08	\$20.11	\$24.94	\$29.44	\$31,145	\$35,516	\$41,825	\$51,869	\$61,233
47-2081	Drywall and ceiling tile installers	250	24.42	\$14.76	\$30,704	10.7	\$9.95	\$11.28	\$14.00	\$17.84	\$20.08	\$20,690	\$23,463	\$29,115	\$37,102	\$41,757
47-2111	Electricians	780	12.79	\$20.40	\$42,432	6.39	\$10.28	\$15.78	\$20.92	\$24.87	\$29.81	\$21,377	\$32,831	\$43,520	\$51,734	\$62,013
47-2121	Glaziers	#	#	\$15.31	\$31,840	16.9	\$7.20	\$10.55	\$15.71	\$19.60	\$22.61	\$14,972	\$21,940	\$32,681	\$40,762	\$47,034
47-2131	Insulation workers, floor, ceiling, and wall	#	#	\$21.70	\$45,133	5.3	\$19.67	\$20.77	\$22.21	\$23.70	\$24.72	\$40,921	\$43,211	\$46,191	\$49,294	\$51,422
47-2141	Painters, construction and maintenance	390	16.35	\$14.81	\$30,813	6.81	\$9.94	\$11.06	\$13.97	\$17.13	\$22.28	\$20,673	\$23,014	\$29,061	\$35,626	\$46,340
47-2151	Pipelayers	180	37.75	\$17.56	\$36,525	12.34	\$10.05	\$12.40	\$17.18	\$22.05	\$26.31	\$20,912	\$25,793	\$35,744	\$45,861	\$54,732
47-2152	Plumbers, pipefitters, and steamfitters	960	14.45	\$23.26	\$48,382	5.92	\$15.42	\$18.80	\$22.46	\$27.32	\$33.05	\$32,068	\$39,111	\$46,708	\$56,827	\$68,748
47-2161	Plasterers and stucco masons	190	31.07	\$14.40	\$29,962	3.3	\$10.03	\$12.10	\$14.30	\$16.75	\$18.25	\$20,855	\$25,158	\$29,751	\$34,833	\$37,951
47-2181	Roofers	260	13.96	\$16.02	\$33,314	7.93	\$10.09	\$12.63	\$15.80	\$19.10	\$22.79	\$20,990	\$26,269	\$32,872	\$39,736	\$47,412
47-2211	Sheet metal workers	#	#	\$18.44	\$38,355	6.07	\$12.02	\$14.05	\$20.03	\$22.57	\$24.58	\$25,000	\$29,221	\$41,668	\$46,942	\$51,128
47-2221	Structural iron and steel workers	40	35.26	\$14.93	\$31,056	11.23	\$10.29	\$11.80	\$14.16	\$17.95	\$20.20	\$21,413	\$24,540	\$29,456	\$37,335	\$42,015
47-3012	Helpers--carpenters	#	#	\$13.06	\$27,173	5.94	\$10.35	\$12.50	\$13.51	\$14.52	\$15.13	\$21,526	\$25,990	\$28,094	\$30,199	\$31,462
47-3013	Helpers--electricians	190	23.61	\$13.98	\$29,086	5.41	\$9.82	\$11.86	\$14.34	\$16.12	\$18.02	\$20,430	\$24,669	\$29,822	\$33,522	\$37,480
47-3015	Helpers--pipelayers, plumbers, pipefitters, and steamfitters	180	19.73	\$11.90	\$24,761	6.75	\$9.69	\$10.42	\$11.51	\$13.64	\$14.95	\$20,161	\$21,677	\$23,941	\$28,362	\$31,087
47-3019	Helpers, construction trades, all other	#	#	\$14.36	\$29,874	22.36	\$8.59	\$10.04	\$12.65	\$19.73	\$21.82	\$17,865	\$20,873	\$26,308	\$41,038	\$45,389
47-4011	Construction and building inspectors	130	28.95	\$23.50	\$48,885	6.25	\$15.44	\$16.98	\$20.68	\$27.25	\$37.84	\$32,106	\$35,327	\$43,017	\$56,674	\$78,701
47-4051	Highway maintenance workers	320	9.04	\$18.56	\$38,611	2.35	\$15.18	\$16.51	\$18.21	\$20.69	\$23.43	\$31,581	\$34,345	\$37,872	\$43,030	\$48,728
47-4071	Septic tank servicers and sewer pipe cleaners	80	13.68	\$17.40	\$36,195	9.04	\$10.43	\$13.49	\$16.76	\$21.75	\$25.84	\$21,691	\$28,066	\$34,868	\$45,241	\$53,750
47-5011	Derrick operators, oil and gas	#	#	\$17.19	\$35,755	7.91	\$13.29	\$14.47	\$16.03	\$20.39	\$22.92	\$27,649	\$30,093	\$33,339	\$42,407	\$47,670
47-5012	Rotary drill operators, oil and gas	#	#	\$21.85	\$45,445	3.56	\$16.61	\$18.65	\$21.08	\$25.22	\$29.76	\$34,543	\$38,799	\$43,844	\$52,465	\$61,906
47-5013	Service unit operators, oil, gas, and mining	#	#	\$20.93	\$43,526	4.69	\$16.91	\$18.81	\$21.51	\$23.70	\$25.03	\$35,179	\$39,121	\$44,734	\$49,294	\$52,067
47-5021	Earth drillers, except oil and gas	210	44.87	\$20.07	\$41,744	3.64	\$15.52	\$17.04	\$19.68	\$22.95	\$25.89	\$32,276	\$35,435	\$40,944	\$47,733	\$53,845

Data unavailable

Occupational Code	Occupational Title	Employment Estimate	Employment Percentage Relative Standard Error	Average Hourly Wage	Average Annual Wage	Wage Percentage Relative Standard Error	10th Percentile (Hourly)	25th Percentile (Hourly)	50th Percentile (Hourly)	75th Percentile (Hourly)	90th Percentile (Hourly)	10th Percentile (Annual)	25th Percentile (Annual)	50th Percentile (Annual)	75th Percentile (Annual)	90th Percentile (Annual)
47-5031	Explosives workers, ordnance handling experts, and blasters	20	17.11	\$24.70	\$51,369	5.48	\$17.87	\$20.76	\$25.89	\$28.30	\$29.92	\$37,167	\$43,181	\$53,859	\$58,859	\$62,241
47-5041	Continuous mining machine operators	#	#	\$19.72	\$41,013	7.66	\$16.69	\$17.52	\$18.87	\$20.16	\$26.06	\$34,713	\$36,443	\$39,240	\$41,940	\$54,195
47-5042	Mine cutting and channeling machine operators	110	18.17	\$22.29	\$46,359	3.46	\$19.86	\$20.86	\$22.41	\$24.11	\$25.27	\$41,299	\$43,393	\$46,620	\$50,157	\$52,565
47-5061	Roof bolters, mining	40	6.03	\$24.73	\$51,433	4.46	\$21.29	\$23.28	\$24.77	\$26.89	\$28.41	\$44,290	\$48,414	\$51,532	\$55,941	\$59,099
47-5071	Roustabouts, oil and gas	#	#	\$14.79	\$30,757	4.21	\$12.89	\$13.52	\$14.58	\$15.74	\$17.76	\$26,816	\$28,129	\$30,317	\$32,742	\$36,931
47-5081	Helpers--extraction workers	860	34.99	\$15.57	\$32,391	5.1	\$10.88	\$12.95	\$15.41	\$18.67	\$21.20	\$22,637	\$26,938	\$32,060	\$38,824	\$44,090
49-0000	Installation, Maintenance, and Repair Occupations	5,500	6.03	\$19.21	\$39,954	1.94	\$10.31	\$13.12	\$18.27	\$24.23	\$29.99	\$21,443	\$27,295	\$38,011	\$50,389	\$62,386
49-1011	First-line supervisors/managers of mechanics, installers, and repairers	460	11.74	\$29.43	\$61,215	2.53	\$17.78	\$22.45	\$29.28	\$36.27	\$42.51	\$36,989	\$46,705	\$60,898	\$75,436	\$88,415
49-2011	Computer, automated teller, and office machine repairers	50	39.8	\$14.60	\$30,378	15.76	\$7.87	\$8.84	\$16.23	\$18.89	\$22.16	\$16,371	\$18,398	\$33,758	\$39,300	\$46,099
49-2022	Telecommunications equipment installers and repairers, except line installers	110	37.8	\$24.54	\$51,046	5.7	\$16.44	\$21.80	\$26.08	\$28.55	\$30.71	\$34,186	\$45,350	\$54,237	\$59,383	\$63,871
49-2094	Electrical and electronics repairers, commercial and industrial equipment	30	26.55	\$31.15	\$64,791	6.34	\$18.42	\$27.81	\$33.30	\$36.41	\$38.83	\$38,322	\$57,837	\$69,257	\$75,730	\$80,773
49-2095	Electrical and electronics repairers, powerhouse, substation, and relay	40	6.7	\$30.46	\$63,366	4.33	\$24.66	\$28.82	\$31.32	\$34.00	\$35.64	\$51,297	\$59,953	\$65,153	\$70,719	\$74,130
49-2098	Security and fire alarm systems installers	#	#	\$22.62	\$47,044	5.58	\$17.64	\$19.59	\$21.76	\$24.50	\$30.76	\$36,683	\$40,756	\$45,255	\$50,956	\$63,985
49-3011	Aircraft mechanics and service technicians	40	41.47	\$19.76	\$41,093	16.25	\$13.00	\$14.29	\$17.22	\$22.66	\$34.40	\$27,040	\$29,725	\$35,826	\$47,128	\$71,549
49-3021	Automotive body and related repairers	110	20.56	\$17.99	\$37,411	5.45	\$12.66	\$15.05	\$18.14	\$21.50	\$23.56	\$26,334	\$31,306	\$37,731	\$44,730	\$49,009
49-3023	Automotive service technicians and mechanics	920	12.86	\$17.91	\$37,257	5.36	\$9.74	\$11.37	\$16.39	\$23.37	\$29.25	\$20,262	\$23,645	\$34,094	\$48,606	\$60,832
49-3031	Bus and truck mechanics and diesel engine specialists	240	18.4	\$19.33	\$40,205	1.67	\$14.57	\$16.55	\$19.12	\$22.35	\$24.95	\$30,299	\$34,431	\$39,771	\$46,496	\$51,900
49-3041	Farm equipment mechanics	30	40.9	\$17.51	\$36,411	9.57	\$12.70	\$14.96	\$17.21	\$19.37	\$24.09	\$26,415	\$31,124	\$35,803	\$40,287	\$50,109
49-3042	Mobile heavy equipment mechanics, except engines	280	9.49	\$21.44	\$44,602	2.96	\$15.11	\$18.09	\$21.23	\$25.60	\$28.46	\$31,438	\$37,635	\$44,156	\$53,257	\$59,202
49-3053	Outdoor power equipment and other small engine mechanics	70	45.76	\$16.21	\$33,718	15.75	\$9.95	\$10.84	\$16.95	\$21.35	\$23.16	\$20,702	\$22,553	\$35,252	\$44,405	\$48,180
49-3092	Recreational vehicle service technicians	30	49.91	\$19.01	\$39,541	20.6	\$8.67	\$12.58	\$15.77	\$28.70	\$32.49	\$18,036	\$26,157	\$32,801	\$59,699	\$67,586
49-3093	Tire repairers and changers	100	37.55	\$12.01	\$24,982	3.94	\$9.11	\$10.46	\$12.11	\$13.86	\$14.94	\$18,951	\$21,757	\$25,193	\$28,834	\$31,071
49-9011	Mechanical door repairers	130	40.08	\$12.48	\$25,955	10.97	\$8.63	\$9.83	\$12.22	\$15.23	\$17.26	\$17,952	\$20,444	\$25,427	\$31,683	\$35,906
49-9012	Control and valve installers and repairers, except mechanical door	20	43.35	\$26.68	\$55,486	4.63	\$20.79	\$25.24	\$27.57	\$29.78	\$31.04	\$43,238	\$52,498	\$57,346	\$61,952	\$64,568
49-9021	Heating, air conditioning, and refrigeration mechanics and installers	40	47.1	\$17.94	\$37,310	8.29	\$12.18	\$13.27	\$16.65	\$22.71	\$26.47	\$25,336	\$27,607	\$34,631	\$47,231	\$55,052

Data unavailable

Occupational Code	Occupational Title	Employment Estimate	Employment Percentage Relative Standard Error	Average Hourly Wage	Average Annual Wage	Wage Percentage Relative Standard Error	10th Percentile (Hourly)	25th Percentile (Hourly)	50th Percentile (Hourly)	75th Percentile (Hourly)	90th Percentile (Hourly)	10th Percentile (Annual)	25th Percentile (Annual)	50th Percentile (Annual)	75th Percentile (Annual)	90th Percentile (Annual)
49-9041	Industrial machinery mechanics	450	13.55	\$21.85	\$45,454	3.03	\$13.58	\$17.07	\$22.26	\$26.43	\$29.41	\$28,239	\$35,509	\$46,293	\$54,973	\$61,178
49-9042	Maintenance and repair workers, general	1,190	11.82	\$16.24	\$33,776	3.77	\$9.93	\$12.18	\$15.80	\$19.88	\$23.10	\$20,650	\$25,343	\$32,869	\$41,359	\$48,052
49-9043	Maintenance workers, machinery	90	17.19	\$22.32	\$46,417	3.6	\$12.56	\$19.26	\$23.76	\$26.76	\$28.48	\$26,116	\$40,061	\$49,411	\$55,654	\$59,235
49-9051	Electrical power-line installers and repairers	190	13.24	\$28.89	\$60,088	1.6	\$23.15	\$26.03	\$29.32	\$32.63	\$35.46	\$48,143	\$54,146	\$60,987	\$67,875	\$73,759
49-9052	Telecommunications line installers and repairers	#	#	\$18.39	\$38,259	6.28	\$11.90	\$15.64	\$18.18	\$21.14	\$23.74	\$24,754	\$32,527	\$37,810	\$43,979	\$49,377
49-9091	Coin, vending, and amusement machine servicers and repairers	10	38.49	\$12.77	\$26,571	12.1	\$8.93	\$10.27	\$12.04	\$15.74	\$17.21	\$18,574	\$21,357	\$25,051	\$32,733	\$35,790
49-9098	Helpers--installation, maintenance, and repair workers	110	37.17	\$12.37	\$25,730	5.46	\$7.81	\$8.80	\$10.70	\$15.52	\$19.19	\$16,243	\$18,305	\$22,265	\$32,283	\$39,909
49-9099	Installation, maintenance, and repair workers, all other	320	42.36	\$14.56	\$30,279	3.7	\$9.63	\$11.65	\$13.63	\$15.83	\$22.30	\$20,026	\$24,223	\$28,346	\$32,930	\$46,380
51-0000	Production Occupations	4,450	5.35	\$15.69	\$32,637	2.16	\$8.42	\$10.84	\$14.16	\$18.40	\$26.47	\$17,512	\$22,546	\$29,462	\$38,265	\$55,058
51-1011	First-line supervisors/managers of production and operating workers	330	12.09	\$22.37	\$46,530	4.57	\$12.78	\$14.55	\$17.53	\$29.97	\$39.18	\$26,588	\$30,257	\$36,456	\$62,339	\$81,487
51-2022	Electrical and electronic equipment assemblers	10	43.77	\$10.89	\$22,655	6.83	\$7.64	\$8.35	\$10.42	\$12.96	\$15.82	\$15,894	\$17,358	\$21,673	\$26,953	\$32,900
51-2041	Structural metal fabricators and fitters	90	24.11	\$16.14	\$33,573	3.21	\$13.00	\$14.14	\$15.86	\$18.18	\$19.53	\$27,047	\$29,409	\$32,995	\$37,821	\$40,617
51-2092	Team assemblers	190	40.27	\$11.96	\$24,875	8.34	\$7.51	\$9.86	\$12.01	\$14.53	\$16.24	\$15,615	\$20,500	\$24,975	\$30,212	\$33,774
51-2099	Assemblers and fabricators, all other	250	35.4	\$12.78	\$26,588	5.51	\$8.32	\$9.72	\$13.23	\$15.92	\$17.17	\$17,304	\$20,221	\$27,515	\$33,107	\$35,720
51-3011	Bakers	120	47.73	\$12.06	\$25,094	3.75	\$7.46	\$9.44	\$12.38	\$14.69	\$16.55	\$15,508	\$19,627	\$25,746	\$30,558	\$34,428
51-3021	Butchers and meat cutters	130	21.13	\$12.25	\$25,474	4.53	\$7.63	\$9.08	\$11.51	\$15.66	\$17.62	\$15,868	\$18,891	\$23,935	\$32,581	\$36,649
51-3022	Meat, poultry, and fish cutters and trimmers	#	#	\$11.22	\$23,329	7.83	\$6.95	\$7.11	\$11.42	\$14.75	\$16.99	\$14,464	\$14,789	\$23,758	\$30,670	\$35,338
51-3093	Food cooking machine operators and tenders	#	#	\$8.64	\$17,963	2.21	\$7.04	\$7.33	\$8.26	\$9.43	\$11.19	\$14,634	\$15,254	\$17,191	\$19,612	\$23,274
51-4031	Cutting, punching, and press machine setters, operators, and tenders, metal and plastic	#	#	\$12.66	\$26,337	4.94	\$11.54	\$12.03	\$12.86	\$13.69	\$14.18	\$24,002	\$25,033	\$26,750	\$28,468	\$29,499
51-4041	Machinists	50	25.38	\$18.63	\$38,745	3.9	\$12.90	\$14.46	\$17.00	\$22.31	\$28.19	\$26,830	\$30,077	\$35,350	\$46,409	\$58,633
51-4121	Welders, cutters, solderers, and brazers	410	23.72	\$22.20	\$46,184	3.57	\$13.12	\$17.88	\$22.77	\$27.36	\$30.46	\$27,299	\$37,188	\$47,362	\$56,904	\$63,348
51-5021	Job printers	50	30.87	\$16.14	\$33,576	14.93	\$9.19	\$12.22	\$15.80	\$21.14	\$23.69	\$19,105	\$25,423	\$32,858	\$43,976	\$49,267
51-5022	Prepress technicians and workers	40	31.01	\$15.12	\$31,452	4.47	\$10.07	\$12.48	\$14.71	\$17.55	\$20.42	\$20,942	\$25,958	\$30,588	\$36,497	\$42,476
51-5023	Printing machine operators	90	38.62	\$16.34	\$33,985	13.26	\$8.47	\$11.23	\$14.66	\$22.72	\$26.53	\$17,624	\$23,349	\$30,484	\$47,262	\$55,174
51-6011	Laundry and dry-cleaning workers	220	18.74	\$8.88	\$18,465	3.38	\$7.27	\$7.80	\$8.62	\$9.46	\$11.18	\$15,128	\$16,229	\$17,939	\$19,686	\$23,262
51-6031	Sewing machine operators	180	4.72	\$12.69	\$26,387	4.18	\$10.45	\$11.78	\$12.78	\$13.80	\$14.79	\$21,729	\$24,511	\$26,583	\$28,706	\$30,758
51-6099	Textile, apparel, and furnishings workers, all other	#	#	\$7.70	\$16,006	5.37	\$6.93	\$7.04	\$7.59	\$8.41	\$8.91	\$14,408	\$14,648	\$15,777	\$17,499	\$18,533
51-7011	Cabinetmakers and bench carpenters	#	#	\$16.41	\$34,140	7.59	\$10.46	\$13.27	\$16.82	\$19.02	\$21.78	\$21,755	\$27,600	\$34,982	\$39,560	\$45,309

Occupational Code	Occupational Title	Employment Estimate	Employment Percentage Relative Standard Error	Average Hourly Wage	Average Annual Wage	Wage Percentage Relative Standard Error	10th Percentile (Hourly)	25th Percentile (Hourly)	50th Percentile (Hourly)	75th Percentile (Hourly)	90th Percentile (Hourly)	10th Percentile (Annual)	25th Percentile (Annual)	50th Percentile (Annual)	75th Percentile (Annual)	90th Percentile (Annual)
51-7041	Sawing machine setters, operators, and tenders, wood	60	26.01	\$11.22	\$23,331	4.87	\$8.33	\$9.48	\$11.10	\$12.68	\$14.56	\$17,331	\$19,711	\$23,097	\$26,373	\$30,277
51-8013	Power plant operators	150	11.59	\$25.75	\$53,560	2.71	\$17.64	\$21.70	\$26.17	\$30.05	\$34.20	\$36,689	\$45,130	\$54,435	\$62,499	\$71,134
51-8031	Water and liquid waste treatment plant and system operators	310	24.6	\$17.73	\$36,869	6.3	\$10.80	\$13.58	\$17.08	\$21.32	\$26.43	\$22,471	\$28,248	\$35,526	\$44,354	\$54,979
51-8092	Gas plant operators	90	40.09	\$25.90	\$53,862	2.51	\$18.07	\$23.71	\$26.41	\$28.73	\$32.27	\$37,594	\$49,317	\$54,923	\$59,760	\$67,119
51-8093	Petroleum pump system operators, refinery operators, and gaugers	#	#	\$18.25	\$37,964	10.95	\$11.20	\$13.29	\$18.27	\$23.34	\$26.06	\$23,302	\$27,637	\$38,005	\$48,551	\$54,206
51-8099	Plant and system operators, all other	30	26.95	\$21.66	\$45,043	8.01	\$14.20	\$19.38	\$21.99	\$25.35	\$28.37	\$29,540	\$40,301	\$45,736	\$52,725	\$59,003
51-9012	Separating, filtering, clarifying, precipitating, and still machine setters, operators, and tenders	70	23.47	\$18.78	\$39,067	7.94	\$10.74	\$14.23	\$19.22	\$21.97	\$26.69	\$22,345	\$29,601	\$39,982	\$45,693	\$55,518
51-9021	Crushing, grinding, and polishing machine setters, operators, and tenders	100	38.5	\$14.70	\$30,568	14.34	\$9.43	\$10.27	\$12.13	\$16.82	\$27.47	\$19,610	\$21,357	\$25,240	\$34,989	\$57,128
51-9041	Extruding, forming, pressing, and compacting machine setters, operators, and tenders	40	24.36	\$13.66	\$28,421	3.03	\$11.43	\$12.53	\$13.82	\$15.29	\$16.84	\$23,784	\$26,064	\$28,739	\$31,805	\$35,023
51-9061	Inspectors, testers, sorters, samplers, and weighers	#	#	\$17.12	\$35,620	3.14	\$11.39	\$14.51	\$17.37	\$19.51	\$22.57	\$23,699	\$30,185	\$36,139	\$40,586	\$46,951
51-9081	Dental laboratory technicians	#	#	\$18.99	\$39,497	5.53	\$15.48	\$16.74	\$18.77	\$21.13	\$22.69	\$32,201	\$34,815	\$39,051	\$43,953	\$47,202
51-9083	Ophthalmic laboratory technicians	#	#	\$11.00	\$22,878	9.43	\$8.01	\$9.23	\$10.74	\$12.88	\$14.05	\$16,657	\$19,203	\$22,336	\$26,791	\$29,218
51-9111	Packaging and filling machine operators and tenders	170	6.83	\$13.08	\$27,216	4.04	\$7.86	\$10.61	\$13.36	\$15.85	\$17.61	\$16,357	\$22,071	\$27,786	\$32,964	\$36,620
51-9121	Coating, painting, and spraying machine setters, operators, and tenders	10	31.86	\$9.90	\$20,586	4.13	\$8.02	\$8.80	\$9.89	\$11.06	\$11.97	\$16,683	\$18,308	\$20,568	\$23,011	\$24,893
51-9122	Painters, transportation equipment	40	23.62	\$16.97	\$35,304	17.85	\$8.08	\$11.87	\$14.92	\$18.85	\$31.91	\$16,808	\$24,699	\$31,043	\$39,203	\$66,382
51-9123	Painting, coating, and decorating workers	40	35.09	\$11.36	\$23,622	1.58	\$8.12	\$9.20	\$11.46	\$13.59	\$14.80	\$16,898	\$19,130	\$23,832	\$28,264	\$30,794
51-9193	Cooling and freezing equipment operators and tenders	20	3.94	\$10.59	\$22,023	4.77	\$8.15	\$8.72	\$9.68	\$11.59	\$16.00	\$16,954	\$18,143	\$20,125	\$24,099	\$33,285
51-9194	Etchers and engravers	20	22.43	#	#	#	#	#	#	#	#	#	#	#	#	#
51-9198	Helpers--production workers	370	4.13	\$13.02	\$27,084	2.76	\$9.07	\$11.55	\$13.17	\$15.07	\$16.91	\$18,875	\$24,017	\$27,399	\$31,348	\$35,174
51-9199	Production workers, all other	20	21.51	\$11.30	\$23,497	7.76	\$7.84	\$8.85	\$11.91	\$13.27	\$14.09	\$16,316	\$18,413	\$24,769	\$27,605	\$29,298
53-0000	Transportation and Material Moving Occupations	7,150	5.39	\$15.59	\$32,430	2.12	\$7.87	\$10.66	\$14.94	\$19.12	\$24.43	\$16,378	\$22,178	\$31,085	\$39,761	\$50,815
53-1021	First-line supervisors/managers of helpers, laborers, and material movers, hand	50	20.03	\$23.80	\$49,508	8.15	\$13.17	\$15.49	\$20.17	\$32.63	\$40.16	\$27,398	\$32,225	\$41,948	\$67,860	\$83,536
53-1031	First-line supervisors/managers of transportation and material-moving machine and vehicle	210	20.19	\$26.68	\$55,501	2.54	\$17.94	\$21.07	\$26.68	\$31.06	\$36.78	\$37,313	\$43,826	\$55,490	\$64,606	\$76,504
53-2012	Commercial pilots	20	19.54	#	\$63,651	10.61	#	#	#	#	#	\$29,983	\$54,467	\$62,236	\$84,499	\$95,211
53-3021	Bus drivers, transit and intercity	70	36.96	\$11.93	\$24,815	2.33	\$9.66	\$10.46	\$11.75	\$13.56	\$14.90	\$20,102	\$21,767	\$24,443	\$28,211	\$31,001
53-3022	Bus drivers, school	350	6.33	\$14.15	\$29,432	1.93	\$9.93	\$11.96	\$14.23	\$16.12	\$18.30	\$20,662	\$24,872	\$29,597	\$33,525	\$38,067

Data unavailable

Occupational Code	Occupational Title	Employment Estimate	Employment Percentage Relative Standard Error	Average Hourly Wage	Average Annual Wage	Wage Percentage Relative Standard Error	10th Percentile (Hourly)	25th Percentile (Hourly)	50th Percentile (Hourly)	75th Percentile (Hourly)	90th Percentile (Hourly)	10th Percentile (Annual)	25th Percentile (Annual)	50th Percentile (Annual)	75th Percentile (Annual)	90th Percentile (Annual)
53-3031	Driver/sales workers	450	28.16	\$12.82	\$26,676	14.11	\$7.00	\$7.30	\$10.45	\$17.38	\$22.78	\$14,564	\$15,186	\$21,742	\$36,144	\$47,374
53-3032	Truck drivers, heavy and tractor-trailer	1,520	15.38	\$17.78	\$36,988	3.46	\$12.53	\$14.59	\$16.91	\$20.07	\$25.28	\$26,068	\$30,350	\$35,177	\$41,736	\$52,586
53-3033	Truck drivers, light or delivery services	1,070	32.33	\$16.31	\$33,931	4.62	\$10.21	\$12.97	\$16.71	\$18.93	\$21.85	\$21,245	\$26,968	\$34,759	\$39,374	\$45,444
53-3041	Taxi drivers and chauffeurs	120	12.7	\$10.88	\$22,641	3.07	\$8.01	\$9.35	\$10.78	\$12.26	\$14.22	\$16,657	\$19,453	\$22,424	\$25,507	\$29,580
53-3099	Motor vehicle operators, all other	80	29.64	\$15.17	\$31,553	6.63	\$7.36	\$8.20	\$14.70	\$19.36	\$27.15	\$15,300	\$17,061	\$30,577	\$40,267	\$56,467
53-6021	Parking lot attendants	20	42.99	\$8.73	\$18,165	6	\$7.05	\$7.34	\$8.28	\$9.41	\$11.60	\$14,655	\$15,264	\$17,226	\$19,565	\$24,125
53-6031	Service station attendants	110	43.75	\$10.41	\$21,654	7.99	\$7.08	\$8.36	\$9.69	\$11.49	\$15.44	\$14,728	\$17,390	\$20,147	\$23,904	\$32,121
53-6099	Transportation workers, all other	#	#	\$12.21	\$25,394	3.47	\$9.48	\$10.14	\$11.19	\$13.30	\$17.77	\$19,709	\$21,087	\$23,281	\$27,668	\$36,964
53-7011	Conveyor operators and tenders	60	15.17	\$18.88	\$39,274	4.48	\$12.51	\$18.06	\$20.13	\$21.81	\$22.90	\$26,020	\$37,573	\$41,870	\$45,372	\$47,641
53-7021	Crane and tower operators	#	#	\$23.39	\$48,643	3.46	\$17.11	\$19.62	\$22.82	\$26.62	\$30.72	\$35,580	\$40,819	\$47,456	\$55,367	\$63,908
53-7032	Excavating and loading machine and dragline operators	170	26.21	\$21.67	\$45,079	2.24	\$14.38	\$17.06	\$22.28	\$26.61	\$29.05	\$29,915	\$35,494	\$46,344	\$55,348	\$60,433
53-7051	Industrial truck and tractor operators	270	26.21	\$14.86	\$30,913	4.13	\$9.14	\$10.91	\$13.53	\$18.40	\$23.43	\$19,020	\$22,698	\$28,146	\$38,267	\$48,733
53-7061	Cleaners of vehicles and equipment	210	21.02	\$9.78	\$20,338	4.46	\$7.12	\$7.60	\$8.75	\$10.19	\$14.56	\$14,802	\$15,808	\$18,198	\$21,186	\$30,282
53-7062	Laborers and freight, stock, and material movers, hand	870	8.25	\$11.88	\$24,707	3.32	\$7.98	\$9.36	\$11.17	\$13.84	\$16.68	\$16,590	\$19,473	\$23,230	\$28,789	\$34,691
53-7063	Machine feeders and offbearers	120	1.43	\$8.18	\$17,022	4.54	\$7.34	\$7.64	\$8.15	\$8.66	\$8.96	\$15,267	\$15,899	\$16,952	\$18,006	\$18,637
53-7064	Packers and packagers, hand	340	9.53	\$8.19	\$17,045	2.8	\$6.94	\$7.08	\$7.46	\$8.70	\$10.44	\$14,440	\$14,729	\$15,514	\$18,104	\$21,719
53-7073	Wellhead pumpers	120	41.36	\$23.97	\$49,859	11.56	\$16.56	\$18.18	\$20.87	\$28.23	\$38.29	\$34,437	\$37,824	\$43,407	\$58,711	\$79,648
53-7081	Refuse and recyclable material collectors	280	32.21	\$17.78	\$36,989	3.48	\$12.87	\$14.88	\$18.36	\$20.98	\$22.59	\$26,763	\$30,953	\$38,197	\$43,629	\$46,988
53-7111	Shuttle car operators	30	0.05	\$24.46	\$50,868	3.08	\$21.31	\$23.06	\$24.52	\$26.45	\$27.87	\$44,333	\$47,970	\$50,996	\$55,024	\$57,975
53-7199	Material moving workers, all other	50	28.17	\$11.56	\$24,038	4.77	\$8.69	\$10.15	\$11.45	\$13.41	\$14.80	\$18,069	\$21,119	\$23,813	\$27,888	\$30,785

Occupational Code	Occupational Title	Employment Estimate	Employment Percentage Relative Standard Error	Average Hourly Wage	Average Annual Wage	Wage Percentage Relative Standard Error	10th Percentile (Hourly)	25th Percentile (Hourly)	50th Percentile (Hourly)	75th Percentile (Hourly)	90th Percentile (Hourly)	10th Percentile (Annual)	25th Percentile (Annual)	50th Percentile (Annual)	75th Percentile (Annual)	90th Percentile (Annual)
00-0000	Total All Occupations	83,200	1.34	\$18.82	\$39,154	1.49	\$8.86	\$11.36	\$15.40	\$22.48	\$32.06	\$18,419	\$23,633	\$32,025	\$46,753	\$66,692
11-0000	Management Occupations	3,950	6.25	\$40.30	\$83,833	3.32	\$17.57	\$24.52	\$34.51	\$48.33	#	\$36,541	\$51,000	\$71,782	\$100,525	#
11-1011	Chief executives	80	16.28	\$59.73	\$124,246	9.13	\$18.86	\$34.98	\$61.90	#	#	\$39,239	\$72,766	\$128,751	#	#
11-1021	General and operations managers	1,500	7.84	\$49.16	\$102,260	5	\$21.38	\$27.32	\$39.41	\$65.47	#	\$44,473	\$56,820	\$81,975	\$136,178	#
11-1031	Legislators	#	#	\$12.44	\$25,879	12.65	\$6.97	\$7.16	\$7.46	\$13.47	\$27.41	\$14,507	\$14,895	\$15,525	\$28,017	\$57,005
11-2011	Advertising and promotions managers	30	28.58	\$28.79	\$59,884	10.56	\$16.39	\$19.10	\$25.32	\$33.33	\$42.20	\$34,085	\$39,729	\$52,662	\$69,330	\$87,773
11-2021	Marketing managers	50	20.61	\$39.44	\$82,029	7.07	\$25.78	\$29.66	\$35.35	\$47.30	\$64.48	\$53,626	\$61,684	\$73,520	\$98,392	\$134,110
11-2022	Sales managers	50	14.16	\$42.95	\$89,341	13.86	\$20.71	\$25.46	\$32.85	\$54.36	#	\$43,078	\$52,964	\$68,333	\$113,062	#
11-2031	Public relations managers	30	15.77	\$35.48	\$73,802	4.52	\$22.49	\$26.25	\$37.10	\$44.22	\$48.43	\$46,788	\$54,609	\$77,160	\$91,981	\$100,728
11-3011	Administrative services managers	70	14.88	\$35.22	\$73,252	4.28	\$21.26	\$25.20	\$33.91	\$44.93	\$50.54	\$44,219	\$52,423	\$70,536	\$93,457	\$105,121
11-3021	Computer and information systems managers	40	28.9	\$50.16	\$104,332	8.04	\$34.25	\$38.02	\$43.55	\$56.29	#	\$71,247	\$79,080	\$90,585	\$117,081	#
11-3031	Financial managers	150	10.9	\$43.10	\$89,652	4.78	\$22.49	\$32.25	\$40.75	\$49.21	\$65.07	\$46,769	\$67,072	\$84,757	\$102,352	\$135,344
11-3049	Human resources managers, all other	20	14.86	\$35.90	\$74,670	3.63	\$23.02	\$29.44	\$36.40	\$42.84	\$49.10	\$47,878	\$61,243	\$75,704	\$89,112	\$102,134
11-3071	Transportation, storage, and distribution managers	40	8.69	\$37.91	\$78,851	3.95	\$23.39	\$30.40	\$35.96	\$44.77	\$56.39	\$48,656	\$63,236	\$74,798	\$93,111	\$117,282
11-9021	Construction managers	460	25.66	\$42.67	\$88,759	5.28	\$26.42	\$33.37	\$39.62	\$48.99	\$61.86	\$54,960	\$69,400	\$82,406	\$101,905	\$128,676
11-9031	Education administrators, preschool and child care center/program	#	#	\$20.02	\$41,638	4.14	\$16.41	\$17.51	\$19.32	\$22.29	\$25.41	\$34,130	\$36,419	\$40,183	\$46,364	\$52,850
11-9032	Education administrators, elementary and secondary school	#	#	#	\$70,344	2.49	#	#	#	#	#	\$46,638	\$55,817	\$69,691	\$84,337	\$98,589
11-9039	Education administrators, all other	10	25.7	#	#	#	#	#	#	#	#	#	#	#	#	#
11-9041	Engineering managers	10	45.24	\$45.14	\$93,890	6.96	\$34.56	\$39.34	\$44.72	\$53.17	\$59.71	\$71,888	\$81,821	\$93,009	\$110,594	\$124,204
11-9051	Food service managers	210	19.32	\$28.47	\$59,220	5.67	\$15.73	\$20.79	\$26.89	\$32.98	\$42.89	\$32,719	\$43,238	\$55,941	\$68,598	\$89,218
11-9081	Lodging managers	210	32.23	\$29.84	\$62,066	4.19	\$17.54	\$20.31	\$25.13	\$36.61	\$46.95	\$36,474	\$42,237	\$52,264	\$76,157	\$97,656
11-9111	Medical and health services managers	70	21.34	\$40.86	\$84,980	4.71	\$24.82	\$30.95	\$41.15	\$48.59	\$58.21	\$51,618	\$64,366	\$85,589	\$101,077	\$121,070
11-9131	Postmasters and mail superintendents	40	0.04	\$26.23	\$54,558	1.75	\$15.17	\$21.09	\$27.32	\$31.94	\$36.33	\$31,551	\$43,862	\$56,819	\$66,430	\$75,556
11-9141	Property, real estate, and community association managers	310	24.52	\$29.19	\$60,719	12.37	\$12.66	\$17.51	\$22.77	\$38.78	\$46.72	\$26,327	\$36,414	\$47,367	\$80,668	\$97,170
11-9151	Social and community service managers	60	16.93	\$27.90	\$58,022	6.85	\$16.35	\$20.94	\$25.19	\$35.01	\$43.79	\$34,001	\$43,564	\$52,397	\$72,822	\$91,082
11-9199	Managers, all other	160	13.32	\$37.92	\$78,864	5.48	\$21.05	\$26.04	\$36.00	\$46.26	\$57.76	\$43,776	\$54,167	\$74,890	\$96,223	\$120,139
13-0000	Business and Financial Operations Occupations	2,920	9.28	\$30.64	\$63,735	3.69	\$15.76	\$20.01	\$26.36	\$36.20	\$47.56	\$32,788	\$41,620	\$54,825	\$75,287	\$98,931
13-1022	Wholesale and retail buyers, except farm products	30	27.78	\$24.83	\$51,646	6.67	\$13.64	\$16.07	\$24.75	\$29.88	\$35.13	\$28,381	\$33,427	\$51,472	\$62,147	\$73,075
13-1023	Purchasing agents, except wholesale, retail, and farm products	70	16.04	\$26.54	\$55,198	3.7	\$16.39	\$19.33	\$25.12	\$33.45	\$39.04	\$34,091	\$40,212	\$52,241	\$69,579	\$81,208

Data unavailable

Occupational Code	Occupational Title	Employment Estimate	Employment Percentage Relative Standard Error	Average Hourly Wage	Average Annual Wage	Wage Percentage Relative Standard Error	10th Percentile (Hourly)	25th Percentile (Hourly)	50th Percentile (Hourly)	75th Percentile (Hourly)	90th Percentile (Hourly)	10th Percentile (Annual)	25th Percentile (Annual)	50th Percentile (Annual)	75th Percentile (Annual)	90th Percentile (Annual)
13-1041	Compliance officers, except agriculture, construction, health and safety, and transportation	80	8.6	\$19.75	\$41,084	2.89	\$14.13	\$16.18	\$18.34	\$22.33	\$27.96	\$29,389	\$33,654	\$38,140	\$46,456	\$58,148
13-1051	Cost estimators	170	28.98	\$28.91	\$60,142	13.12	\$12.58	\$16.41	\$28.39	\$39.29	\$47.76	\$26,168	\$34,124	\$59,042	\$81,723	\$99,351
13-1071	Employment, recruitment, and placement specialists	#	#	\$30.84	\$64,145	13.73	\$17.82	\$20.13	\$26.11	\$33.47	\$58.96	\$37,060	\$41,863	\$54,304	\$69,625	\$122,643
13-1072	Compensation, benefits, and job analysis specialists	50	19.87	\$27.67	\$57,551	3.44	\$18.23	\$22.20	\$26.57	\$31.33	\$38.48	\$37,915	\$46,176	\$55,259	\$65,157	\$80,048
13-1073	Training and development specialists	60	36.48	\$23.11	\$48,064	3.35	\$13.36	\$17.28	\$22.79	\$29.39	\$33.48	\$27,790	\$35,935	\$47,404	\$61,128	\$69,641
13-1079	Human resources, training, and labor relations specialists, all other	60	13.27	\$22.22	\$46,223	3.7	\$13.26	\$16.22	\$21.56	\$28.06	\$33.19	\$27,591	\$33,734	\$44,844	\$58,364	\$69,031
13-1111	Management analysts	90	37.52	\$42.85	\$89,134	25.95	\$22.67	\$32.22	\$36.44	\$40.18	#	\$47,159	\$67,018	\$75,789	\$83,575	#
13-1121	Meeting and convention planners	140	22.23	\$24.63	\$51,231	3.75	\$17.66	\$19.93	\$23.29	\$28.64	\$35.31	\$36,736	\$41,458	\$48,453	\$59,568	\$73,454
13-1199	Business operations specialists, all other	540	18.11	\$32.98	\$68,604	8.32	\$15.05	\$20.23	\$27.72	\$38.45	\$56.91	\$31,310	\$42,081	\$57,652	\$79,975	\$118,365
13-2011	Accountants and auditors	920	9.78	\$31.62	\$65,777	7.22	\$16.45	\$21.49	\$27.10	\$36.73	\$48.70	\$34,208	\$44,694	\$56,372	\$76,393	\$101,286
13-2021	Appraisers and assessors of real estate	#	#	\$26.56	\$55,243	2.71	\$16.88	\$18.38	\$23.73	\$36.11	\$39.24	\$35,112	\$38,233	\$49,363	\$75,105	\$81,612
13-2041	Credit analysts	#	#	\$21.48	\$44,678	12	\$13.36	\$14.83	\$22.60	\$25.23	\$28.16	\$27,796	\$30,841	\$47,008	\$52,485	\$58,575
13-2051	Financial analysts	100	33.38	\$37.51	\$78,019	14.2	\$18.51	\$22.74	\$29.56	\$42.25	\$68.82	\$38,499	\$47,296	\$61,485	\$87,870	\$143,141
13-2072	Loan officers	220	23.96	\$33.01	\$68,661	7.92	\$19.04	\$22.51	\$27.60	\$37.29	\$48.74	\$39,600	\$46,818	\$57,404	\$77,563	\$101,380
13-2099	Financial specialists, all other	#	#	\$22.69	\$47,189	3.2	\$14.03	\$17.46	\$21.68	\$27.15	\$34.93	\$29,173	\$36,315	\$45,102	\$56,476	\$72,654
15-0000	Computer and Mathematical Occupations	680	13.56	\$25.79	\$53,642	5.66	\$14.82	\$18.28	\$24.12	\$30.54	\$39.57	\$30,827	\$38,026	\$50,162	\$63,519	\$82,309
15-1021	Computer programmers	#	#	\$17.38	\$36,141	21.6	\$12.88	\$13.47	\$14.44	\$15.43	\$32.55	\$26,785	\$28,007	\$30,045	\$32,100	\$67,709
15-1031	Computer software engineers, applications	30	41.95	\$46.51	\$96,739	14.3	\$27.72	\$32.91	\$50.85	\$60.17	\$67.66	\$57,667	\$68,448	\$105,776	\$125,162	\$140,727
15-1032	Computer software engineers, systems software	20	39.15	\$39.25	\$81,642	14.69	\$21.31	\$32.02	\$38.17	\$46.41	\$61.02	\$44,320	\$66,612	\$79,392	\$96,529	\$126,928
15-1041	Computer support specialists	160	10.84	\$21.10	\$43,884	2.53	\$15.31	\$17.53	\$20.09	\$23.22	\$28.56	\$31,845	\$36,459	\$41,787	\$48,306	\$59,395
15-1051	Computer systems analysts	40	44.72	\$30.35	\$63,137	4.52	\$22.52	\$25.45	\$28.52	\$34.35	\$43.44	\$46,833	\$52,926	\$59,332	\$71,456	\$90,365
15-1071	Network and computer systems administrators	250	25.69	\$27.24	\$56,655	5.79	\$17.30	\$20.21	\$27.35	\$31.58	\$37.20	\$35,986	\$42,047	\$56,896	\$65,687	\$77,370
15-1081	Network systems and data communications analysts	#	#	\$24.96	\$51,910	5.94	\$20.72	\$21.85	\$23.76	\$25.64	\$34.68	\$43,095	\$45,456	\$49,413	\$53,325	\$72,143
15-1099	Computer specialists, all other	20	18.77	\$18.94	\$39,404	5.74	\$13.22	\$14.68	\$17.15	\$22.86	\$28.28	\$27,489	\$30,535	\$35,676	\$47,541	\$58,831
17-0000	Architecture and Engineering Occupations	1,190	16.76	\$36.80	\$76,538	8.18	\$17.69	\$23.38	\$32.04	\$46.85	\$61.38	\$36,796	\$48,628	\$66,637	\$97,456	\$127,661
17-1011	Architects, except landscape and naval	#	#	\$43.07	\$89,576	17.56	\$19.01	\$27.60	\$36.00	\$55.76	#	\$39,547	\$57,399	\$74,886	\$115,980	#
17-1012	Landscape architects	120	45.66	#	#	#	#	#	#	#	#	#	#	#	#	#
17-1021	Cartographers and photogrammetrists	10	18.45	\$27.34	\$56,872	4.19	\$20.18	\$21.91	\$24.90	\$32.28	\$38.96	\$41,984	\$45,582	\$51,796	\$67,135	\$81,044
17-1022	Surveyors	70	30.26	\$23.52	\$48,926	4.79	\$16.46	\$18.73	\$22.33	\$27.76	\$34.71	\$34,236	\$38,950	\$46,436	\$57,746	\$72,187
17-2051	Civil engineers	140	14.36	\$32.15	\$66,880	4.81	\$21.77	\$25.15	\$32.42	\$38.15	\$45.06	\$45,286	\$52,308	\$67,444	\$79,354	\$93,718

Data unavailable

Occupational Code	Occupational Title	Employment Estimate	Employment Percentage Relative Standard Error	Average Hourly Wage	Average Annual Wage	Wage Percentage Relative Standard Error	10th Percentile (Hourly)	25th Percentile (Hourly)	50th Percentile (Hourly)	75th Percentile (Hourly)	90th Percentile (Hourly)	10th Percentile (Annual)	25th Percentile (Annual)	50th Percentile (Annual)	75th Percentile (Annual)	90th Percentile (Annual)
17-2071	Electrical engineers	10	25.81	\$38.89	\$80,892	2.2	\$31.93	\$34.99	\$39.40	\$44.43	\$47.95	\$66,421	\$72,783	\$81,962	\$92,417	\$99,727
17-2072	Electronics engineers, except computer	#	#	\$53.32	\$110,901	4.59	\$41.51	\$44.16	\$48.57	\$69.23	#	\$86,341	\$91,846	\$101,021	\$143,991	#
17-2081	Environmental engineers	#	#	\$28.41	\$59,100	14.02	\$18.46	\$23.05	\$27.21	\$31.02	\$37.39	\$38,397	\$47,935	\$56,603	\$64,513	\$77,769
17-2111	Health and safety engineers, except mining safety engineers and inspectors	10	24.26	\$36.45	\$75,816	7.76	\$22.63	\$25.32	\$34.21	\$39.48	\$59.69	\$47,064	\$52,672	\$71,155	\$82,114	\$124,149
17-3011	Architectural and civil drafters	110	48.31	\$33.11	\$68,863	8.3	\$22.64	\$27.51	\$34.30	\$38.98	\$43.90	\$47,085	\$57,216	\$71,345	\$81,080	\$91,315
17-3019	Drafters, all other	#	#	\$22.86	\$47,558	9.73	\$16.09	\$19.88	\$23.14	\$27.00	\$29.85	\$33,464	\$41,345	\$48,125	\$56,152	\$62,093
17-3025	Environmental engineering technicians	#	#	\$19.94	\$41,485	8.16	\$12.62	\$14.26	\$17.66	\$24.82	\$32.40	\$26,256	\$29,655	\$36,737	\$51,621	\$67,382
17-3031	Surveying and mapping technicians	70	40.26	\$19.39	\$40,340	11.19	\$13.69	\$15.11	\$17.64	\$23.26	\$28.50	\$28,474	\$31,419	\$36,701	\$48,386	\$59,288
19-0000	Life, Physical, and Social Science Occupations	540	6.52	\$24.10	\$50,132	2.57	\$13.18	\$16.13	\$22.91	\$29.91	\$36.34	\$27,411	\$33,556	\$47,655	\$62,221	\$75,584
19-1023	Zoologists and wildlife biologists	10	0.13	\$30.90	\$64,263	2.34	\$25.52	\$27.05	\$29.61	\$34.44	\$38.98	\$53,085	\$56,271	\$61,583	\$71,630	\$81,068
19-1029	Biological scientists, all other	30	0.05	\$26.30	\$54,714	1.67	\$18.85	\$21.44	\$25.58	\$30.46	\$36.45	\$39,208	\$44,590	\$53,213	\$63,353	\$75,806
19-1031	Conservation scientists	40	17.63	\$23.57	\$49,019	3.73	\$16.20	\$18.65	\$23.21	\$28.35	\$31.42	\$33,688	\$38,782	\$48,280	\$58,974	\$65,350
19-2041	Environmental scientists and specialists, including health	10	0.14	\$28.24	\$58,731	2.48	\$19.62	\$23.46	\$27.61	\$31.43	\$40.01	\$40,805	\$48,787	\$57,435	\$65,368	\$83,221
19-2043	Hydrologists	#	#	\$32.32	\$67,225	4.34	\$25.10	\$28.43	\$33.94	\$37.31	\$39.34	\$52,201	\$59,132	\$70,587	\$77,596	\$81,824
19-3021	Market research analysts	#	#	\$30.09	\$62,579	8.55	\$20.69	\$25.22	\$29.17	\$36.90	\$40.07	\$43,034	\$52,465	\$60,678	\$76,745	\$83,355
19-3031	Clinical, counseling, and school psychologists	40	38.93	\$31.65	\$65,831	4.15	\$25.16	\$27.60	\$31.24	\$35.83	\$39.33	\$52,335	\$57,399	\$64,979	\$74,528	\$81,802
19-3051	Urban and regional planners	80	16.91	\$30.62	\$63,695	2.22	\$21.93	\$26.11	\$30.80	\$35.13	\$38.80	\$45,611	\$54,318	\$64,073	\$73,063	\$80,702
19-4021	Biological technicians	30	0.06	\$16.60	\$34,527	1.84	\$11.83	\$13.44	\$16.03	\$18.59	\$23.54	\$24,613	\$27,964	\$33,347	\$38,660	\$48,972
19-4093	Forest and conservation technicians	150	1.96	\$15.33	\$31,889	1.34	\$11.88	\$12.86	\$14.33	\$17.01	\$21.47	\$24,704	\$26,743	\$29,813	\$35,378	\$44,657
19-4099	Life, physical, and social science technicians, all other	#	#	\$21.26	\$44,225	5.31	\$18.58	\$19.59	\$21.18	\$22.79	\$25.99	\$38,645	\$40,750	\$44,059	\$47,412	\$54,049
21-0000	Community and Social Services Occupations	500	11.51	\$22.10	\$45,969	2.16	\$12.40	\$16.53	\$21.75	\$27.65	\$31.94	\$25,796	\$34,392	\$45,236	\$57,517	\$66,444
21-1012	Educational, vocational, and school counselors	70	7.36	\$23.56	\$49,010	1.63	\$17.00	\$19.20	\$22.55	\$27.69	\$32.08	\$35,366	\$39,931	\$46,909	\$57,604	\$66,723
21-1021	Child, family, and school social workers	#	#	\$21.37	\$44,455	8.07	\$13.28	\$16.14	\$20.23	\$24.31	\$33.03	\$27,620	\$33,571	\$42,070	\$50,558	\$68,694
21-1022	Medical and public health social workers	30	0.08	\$24.77	\$51,524	2.12	\$19.94	\$21.37	\$23.70	\$27.79	\$32.93	\$41,466	\$44,440	\$49,292	\$57,810	\$68,495
21-1091	Health educators	20	24.52	\$28.04	\$58,327	4.06	\$16.72	\$18.62	\$27.81	\$36.60	\$42.33	\$34,780	\$38,736	\$57,849	\$76,133	\$88,052
21-1093	Social and human service assistants	60	36.34	\$13.76	\$28,629	7.09	\$10.64	\$12.02	\$13.64	\$15.19	\$17.65	\$22,127	\$25,000	\$28,380	\$31,591	\$36,706
21-1099	Community and social service specialists, all other	70	36.92	\$22.00	\$45,767	5.37	\$13.85	\$17.70	\$21.82	\$26.43	\$30.70	\$28,817	\$36,814	\$45,394	\$54,982	\$63,853
23-0000	Legal Occupations	510	19.74	\$35.83	\$74,534	12.15	\$16.42	\$18.53	\$28.10	\$43.60	\$62.43	\$34,159	\$38,537	\$58,457	\$90,688	\$129,852
23-1011	Lawyers	250	18.23	\$49.96	\$103,923	14.29	\$24.61	\$31.69	\$41.18	\$55.52	#	\$51,188	\$65,910	\$85,645	\$115,477	#
23-1023	Judges, magistrate judges, and magistrates	20	4.66	\$52.87	\$109,979	3.45	\$43.90	\$49.35	\$54.61	\$59.50	\$62.43	\$91,320	\$102,648	\$113,597	\$123,758	\$129,855

Data unavailable

Occupational Code	Occupational Title	Employment Estimate	Employment Percentage Relative Standard Error	Average Hourly Wage	Average Annual Wage	Wage Percentage Relative Standard Error	10th Percentile (Hourly)	25th Percentile (Hourly)	50th Percentile (Hourly)	75th Percentile (Hourly)	90th Percentile (Hourly)	10th Percentile (Annual)	25th Percentile (Annual)	50th Percentile (Annual)	75th Percentile (Annual)	90th Percentile (Annual)
23-2011	Paralegals and legal assistants	#	#	\$18.99	\$39,490	7.66	\$15.85	\$16.66	\$17.82	\$19.19	\$21.38	\$32,967	\$34,661	\$37,057	\$39,916	\$44,466
23-2093	Title examiners, abstractors, and searchers	60	12.04	\$21.41	\$44,542	16.76	\$7.94	\$13.96	\$21.84	\$27.27	\$35.55	\$16,511	\$29,046	\$45,426	\$56,714	\$73,940
25-0000	Education, Training, and Library Occupations	3,030	4.57	\$19.51	\$40,573	2.53	\$10.53	\$13.54	\$18.26	\$24.11	\$30.14	\$21,895	\$28,167	\$37,987	\$50,146	\$62,694
25-1194	Vocational education teachers, postsecondary	80	35.67	\$20.33	\$42,281	9.43	\$14.61	\$16.30	\$19.70	\$24.58	\$27.55	\$30,397	\$33,896	\$40,966	\$51,136	\$57,295
25-2011	Preschool teachers, except special education	200	18.75	\$13.05	\$27,147	4.77	\$9.87	\$10.79	\$12.69	\$14.41	\$16.85	\$20,528	\$22,433	\$26,386	\$29,973	\$35,058
25-2012	Kindergarten teachers, except special education	80	5.76	#	\$44,213	1.99	#	#	#	#	#	\$31,299	\$35,755	\$42,979	\$51,831	\$60,625
25-2021	Elementary school teachers, except special education	560	17.41	#	\$44,061	2.07	#	#	#	#	#	\$30,034	\$35,868	\$43,130	\$51,389	\$61,200
25-2022	Middle school teachers, except special and vocational education	310	11.45	#	\$45,051	1.59	#	#	#	#	#	\$32,448	\$35,695	\$42,734	\$52,638	\$63,441
25-2031	Secondary school teachers, except special and vocational education	#	#	#	\$46,023	1.36	#	#	#	#	#	\$32,987	\$37,721	\$44,499	\$52,746	\$63,791
25-2032	Vocational education teachers, secondary school	20	10.8	#	\$50,006	3.3	#	#	#	#	#	\$35,712	\$40,167	\$47,258	\$59,643	\$70,797
25-2041	Special education teachers, preschool, kindergarten, and elementary school	#	#	#	\$44,372	1.68	#	#	#	#	#	\$32,742	\$36,796	\$42,840	\$48,887	\$61,039
25-2042	Special education teachers, middle school	40	0.04	#	\$41,607	1.43	#	#	#	#	#	\$30,275	\$33,652	\$38,580	\$48,131	\$59,214
25-2043	Special education teachers, secondary school	40	0.04	#	\$45,449	1.43	#	#	#	#	#	\$32,080	\$36,098	\$43,145	\$51,279	\$67,771
25-3021	Self-enrichment education teachers	210	16.79	\$12.75	\$26,529	11.71	\$7.22	\$8.04	\$11.02	\$15.36	\$23.00	\$15,010	\$16,727	\$22,928	\$31,939	\$47,839
25-3099	Teachers and instructors, all other	260	6.87	\$21.04	\$43,755	3.87	\$12.96	\$15.50	\$21.08	\$26.92	\$30.06	\$26,965	\$32,236	\$43,838	\$56,004	\$62,529
25-4021	Librarians	130	36.41	\$21.60	\$44,929	9.59	\$12.41	\$15.11	\$19.42	\$27.14	\$34.98	\$25,815	\$31,428	\$40,396	\$56,453	\$72,752
25-4031	Library technicians	#	#	\$13.97	\$29,060	5.57	\$9.65	\$11.07	\$13.08	\$16.37	\$20.67	\$20,078	\$23,021	\$27,209	\$34,048	\$43,004
25-9031	Instructional coordinators	40	7.49	\$31.96	\$66,467	3.85	\$20.20	\$24.66	\$29.84	\$40.05	\$47.20	\$42,018	\$51,290	\$62,072	\$83,300	\$98,170
25-9041	Teacher assistants	380	7.76	#	#	#	#	#	#	#	#	#	#	#	#	#
27-0000	Arts, Design, Entertainment, Sports, and Media Occupations	3,820	4.31	\$16.70	\$34,746	3.93	\$9.77	\$11.17	\$14.14	\$19.15	\$25.69	\$20,318	\$23,235	\$29,411	\$39,842	\$53,437
27-1013	Fine artists, including painters, sculptors, and illustrators	10	19.27	\$24.72	\$51,425	7.84	\$12.67	\$13.86	\$25.43	\$33.09	\$40.38	\$26,345	\$28,822	\$52,904	\$68,836	\$83,996
27-1023	Floral designers	60	21.96	\$14.76	\$30,696	2.99	\$12.37	\$13.19	\$14.45	\$15.99	\$18.32	\$25,724	\$27,428	\$30,051	\$33,264	\$38,115
27-1024	Graphic designers	110	14.79	\$20.78	\$43,220	6.99	\$12.83	\$13.97	\$17.51	\$24.02	\$35.48	\$26,696	\$29,048	\$36,425	\$49,955	\$73,792
27-1025	Interior designers	190	37.82	\$22.34	\$46,471	16.14	\$12.35	\$13.64	\$17.25	\$27.23	\$36.20	\$25,687	\$28,370	\$35,882	\$56,630	\$75,293
27-2012	Producers and directors	50	24.23	\$20.66	\$42,980	11.1	\$12.93	\$14.19	\$17.08	\$21.64	\$29.42	\$26,887	\$29,514	\$35,520	\$45,018	\$61,200
27-2099	Entertainers and performers, sports and related workers, all other	20	37.21	\$17.82	#	4.34	\$9.49	\$13.74	\$19.25	\$22.45	\$24.28	#	#	#	#	#
27-3011	Radio and television announcers	20	4.48	\$17.23	\$35,848	26.1	\$8.42	\$10.07	\$11.31	\$30.00	\$36.54	\$17,508	\$20,941	\$23,535	\$62,403	\$76,009
27-3022	Reporters and correspondents	80	13.22	\$17.76	\$36,937	2.17	\$13.23	\$15.36	\$17.41	\$19.46	\$22.44	\$27,519	\$31,945	\$36,206	\$40,479	\$46,673

Data unavailable

Occupational Code	Occupational Title	Employment Estimate	Employment Percentage Relative Standard Error	Average Hourly Wage	Average Annual Wage	Wage Percentage Relative Standard Error	10th Percentile (Hourly)	25th Percentile (Hourly)	50th Percentile (Hourly)	75th Percentile (Hourly)	90th Percentile (Hourly)	10th Percentile (Annual)	25th Percentile (Annual)	50th Percentile (Annual)	75th Percentile (Annual)	90th Percentile (Annual)
27-3031	Public relations specialists	340	19.24	\$24.02	\$49,957	9.45	\$14.22	\$17.09	\$21.14	\$25.18	\$33.96	\$29,574	\$35,548	\$43,970	\$52,378	\$70,640
27-3041	Editors	50	31.16	\$21.03	\$43,733	12.06	\$7.39	\$12.39	\$18.22	\$27.85	\$36.75	\$15,374	\$25,772	\$37,907	\$57,928	\$76,450
27-3091	Interpreters and translators	10	0.18	\$25.40	\$52,840	2.34	\$11.64	\$16.94	\$22.31	\$32.24	\$44.57	\$24,207	\$35,230	\$46,400	\$67,055	\$92,702
27-3099	Media and communication workers, all other	10	36.52	\$21.73	\$45,189	9.13	\$15.94	\$17.62	\$22.39	\$25.74	\$27.84	\$33,153	\$36,647	\$46,567	\$53,544	\$57,904
27-4011	Audio and video equipment technicians	#	#	\$12.55	\$26,101	11.55	\$10.18	\$10.71	\$11.61	\$12.67	\$16.68	\$21,174	\$22,282	\$24,139	\$26,349	\$34,700
27-4021	Photographers	50	40.82	\$15.39	\$32,005	14.16	\$7.16	\$10.92	\$14.28	\$18.00	\$29.77	\$14,896	\$22,708	\$29,709	\$37,438	\$61,914
27-4031	Camera operators, television, video, and motion picture	10	43.66	\$21.35	\$44,410	4.65	\$19.33	\$20.25	\$21.52	\$22.80	\$23.99	\$40,212	\$42,116	\$44,770	\$47,424	\$49,900
27-4099	Media and communication equipment workers, all other	30	31.04	\$15.28	\$31,781	7.67	\$11.46	\$13.24	\$15.20	\$16.97	\$18.24	\$23,846	\$27,544	\$31,615	\$35,305	\$37,939
29-0000	Healthcare Practitioners and Technical Occupations	2,400	8.65	\$31.30	\$65,107	3.32	\$14.82	\$19.81	\$27.84	\$37.16	\$48.88	\$30,818	\$41,203	\$57,908	\$77,285	\$101,662
29-1011	Chiropractors	30	42.35	#	#	#	#	#	#	#	#	#	#	#	#	#
29-1021	Dentists, general	#	#	\$64.02	\$133,168	23.66	\$34.55	\$51.36	\$57.86	#	#	\$71,869	\$106,827	\$120,340	#	#
29-1031	Dietitians and nutritionists	20	3.81	\$20.91	\$43,503	2.61	\$13.29	\$14.59	\$19.64	\$26.89	\$30.50	\$27,644	\$30,344	\$40,855	\$55,923	\$63,446
29-1041	Optometrists	#	#	\$42.15	\$87,679	16.49	\$24.70	\$27.89	\$43.07	\$48.27	\$51.61	\$51,366	\$58,008	\$89,588	\$100,411	\$107,352
29-1051	Pharmacists	110	12.22	\$47.47	\$98,744	3.65	\$30.63	\$42.92	\$48.24	\$55.22	\$61.97	\$63,709	\$89,267	\$100,342	\$114,858	\$128,895
29-1062	Family and general practitioners	100	24.48	\$64.25	\$133,649	11.66	\$34.66	\$38.97	\$50.90	#	#	\$72,093	\$81,049	\$105,877	#	#
29-1067	Surgeons	#	#	#	#	#	#	#	#	#	#	#	#	#	#	#
29-1071	Physician assistants	#	#	\$37.58	\$78,156	2.85	\$29.98	\$32.65	\$37.06	\$43.49	\$47.48	\$62,359	\$67,916	\$77,087	\$90,450	\$98,756
29-1111	Registered nurses	740	11.57	\$29.67	\$61,704	3.05	\$20.80	\$24.60	\$29.17	\$34.64	\$39.69	\$43,257	\$51,178	\$60,680	\$72,048	\$82,547
29-1122	Occupational therapists	40	31.49	\$27.36	\$56,918	2.42	\$20.58	\$22.63	\$26.27	\$31.25	\$37.92	\$42,808	\$47,069	\$54,649	\$64,996	\$78,873
29-1123	Physical therapists	80	13.34	\$32.10	\$66,778	3.63	\$23.07	\$26.17	\$29.95	\$36.13	\$40.73	\$47,995	\$54,442	\$62,306	\$75,151	\$84,711
29-1124	Radiation therapists	20	0.09	\$30.09	\$62,594	2.28	\$19.66	\$23.97	\$27.71	\$35.07	\$45.82	\$40,883	\$49,851	\$57,641	\$72,945	\$95,307
29-1126	Respiratory therapists	20	0.09	\$28.62	\$59,536	2.37	\$21.94	\$24.51	\$27.95	\$32.15	\$37.40	\$45,633	\$50,980	\$58,128	\$66,882	\$77,787
29-1127	Speech-language pathologists	#	#	\$31.67	\$65,871	2.82	\$20.44	\$22.72	\$31.11	\$41.02	\$46.46	\$42,505	\$47,264	\$64,717	\$85,329	\$96,637
29-1131	Veterinarians	60	30.29	\$31.42	\$65,344	14.35	\$21.35	\$23.62	\$26.98	\$34.27	\$53.79	\$44,407	\$49,130	\$56,124	\$71,280	\$111,882
29-1199	Health diagnosing and treating practitioners, all other	#	#	\$19.98	\$41,560	12.61	\$16.04	\$16.79	\$18.04	\$19.29	\$30.75	\$33,370	\$34,930	\$37,530	\$40,130	\$63,970
29-2011	Medical and clinical laboratory technologists	40	19.6	\$28.79	\$59,890	3.08	\$22.61	\$25.60	\$29.02	\$33.01	\$36.17	\$47,036	\$53,247	\$60,360	\$68,665	\$75,228
29-2012	Medical and clinical laboratory technicians	20	35.07	\$21.92	\$45,589	8.22	\$14.65	\$17.52	\$23.64	\$26.46	\$28.23	\$30,462	\$36,437	\$49,161	\$55,034	\$58,710
29-2021	Dental hygienists	120	20.47	\$34.97	\$72,740	5.74	\$27.20	\$31.67	\$35.83	\$39.39	\$43.39	\$56,570	\$65,865	\$74,524	\$81,926	\$90,248
29-2034	Radiologic technologists and technicians	90	10.71	\$28.90	\$60,117	2.75	\$21.19	\$24.88	\$28.59	\$33.75	\$37.49	\$44,070	\$51,742	\$59,464	\$70,205	\$77,972
29-2041	Emergency medical technicians and paramedics	160	4.88	\$15.46	\$32,150	1.41	\$8.92	\$12.05	\$15.70	\$18.14	\$22.19	\$18,549	\$25,060	\$32,646	\$37,735	\$46,156

Data unavailable

Occupational Code	Occupational Title	Employment Estimate	Employment Percentage Relative Standard Error	Average Hourly Wage	Average Annual Wage	Wage Percentage Relative Standard Error	10th Percentile (Hourly)	25th Percentile (Hourly)	50th Percentile (Hourly)	75th Percentile (Hourly)	90th Percentile (Hourly)	10th Percentile (Annual)	25th Percentile (Annual)	50th Percentile (Annual)	75th Percentile (Annual)	90th Percentile (Annual)
29-2052	Pharmacy technicians	50	11.03	\$15.78	\$32,833	1.93	\$12.77	\$14.34	\$16.03	\$17.62	\$18.64	\$26,553	\$29,825	\$33,337	\$36,652	\$38,772
29-2055	Surgical technologists	10	0.11	\$22.16	\$46,096	2.77	\$17.79	\$19.89	\$22.27	\$24.53	\$27.27	\$36,994	\$41,367	\$46,319	\$51,017	\$56,718
29-2056	Veterinary technologists and technicians	40	46.2	\$16.68	\$34,687	6.04	\$13.05	\$14.47	\$16.11	\$17.86	\$20.96	\$27,153	\$30,097	\$33,513	\$37,141	\$43,591
29-2061	Licensed practical and licensed vocational nurses	80	28.41	\$16.87	\$35,082	2.91	\$12.64	\$14.68	\$16.67	\$18.93	\$22.12	\$26,301	\$30,525	\$34,679	\$39,379	\$46,009
29-2071	Medical records and health information technicians	70	34.77	\$16.18	\$33,658	7.4	\$8.49	\$12.60	\$16.42	\$19.00	\$23.07	\$17,649	\$26,217	\$34,144	\$39,521	\$47,979
29-2081	Opticians, dispensing	#	#	\$14.93	\$31,060	8.74	\$9.83	\$12.62	\$14.77	\$17.78	\$19.85	\$20,441	\$26,259	\$30,712	\$36,976	\$41,285
29-2099	Health technologists and technicians, all other	30	4.24	\$16.73	\$34,792	2.52	\$13.01	\$14.60	\$16.41	\$18.40	\$21.95	\$27,054	\$30,360	\$34,135	\$38,266	\$45,648
31-0000	Healthcare Support Occupations	810	12.21	\$16.99	\$35,333	3.19	\$10.09	\$12.68	\$15.55	\$19.38	\$26.71	\$20,986	\$26,370	\$32,349	\$40,304	\$55,561
31-1011	Home health aides	50	29.45	\$10.14	\$21,082	2.97	\$7.64	\$8.83	\$10.15	\$11.22	\$12.54	\$15,890	\$18,367	\$21,118	\$23,344	\$26,092
31-1012	Nursing aides, orderlies, and attendants	130	11.12	\$13.18	\$27,413	2.33	\$10.11	\$11.37	\$13.30	\$14.84	\$16.41	\$21,035	\$23,642	\$27,657	\$30,861	\$34,142
31-2021	Physical therapist assistants	20	33	\$17.17	\$35,723	4.95	\$13.27	\$15.01	\$16.90	\$19.49	\$22.25	\$27,605	\$31,223	\$35,161	\$40,534	\$46,275
31-2022	Physical therapist aides	30	13.72	\$14.17	\$29,476	4.59	\$10.26	\$11.31	\$14.18	\$17.07	\$18.80	\$21,344	\$23,519	\$29,502	\$35,503	\$39,096
31-9011	Massage therapists	170	18.57	\$23.96	\$49,833	5.89	\$12.32	\$17.23	\$22.92	\$29.66	\$37.87	\$25,627	\$35,840	\$47,683	\$61,687	\$78,764
31-9091	Dental assistants	140	30.41	\$17.76	\$36,936	6.5	\$13.30	\$14.76	\$17.71	\$20.32	\$22.97	\$27,665	\$30,703	\$36,835	\$42,263	\$47,779
31-9092	Medical assistants	100	41.53	\$19.07	\$39,666	3.48	\$13.52	\$15.30	\$18.12	\$22.69	\$26.86	\$28,118	\$31,826	\$37,689	\$47,195	\$55,876
31-9094	Medical transcriptionists	20	43.75	\$20.07	\$41,753	8.64	\$14.79	\$16.56	\$19.07	\$24.01	\$27.10	\$30,758	\$34,450	\$39,675	\$49,951	\$56,369
31-9095	Pharmacy aides	40	49.81	\$13.83	\$28,777	7.04	\$9.38	\$12.49	\$14.17	\$15.91	\$17.40	\$19,520	\$25,988	\$29,475	\$33,090	\$36,197
31-9096	Veterinary assistants and laboratory animal caretakers	#	#	\$10.88	\$22,623	12.54	\$8.19	\$8.82	\$10.04	\$13.21	\$14.63	\$17,041	\$18,351	\$20,891	\$27,473	\$30,433
31-9099	Healthcare support workers, all other	#	#	\$14.33	\$29,809	1.65	\$10.65	\$12.33	\$14.14	\$16.48	\$18.49	\$22,146	\$25,640	\$29,420	\$34,268	\$38,464
33-0000	Protective Service Occupations	1,510	9.88	\$19.07	\$39,673	2.68	\$9.77	\$12.27	\$17.88	\$24.27	\$31.05	\$20,330	\$25,512	\$37,195	\$50,485	\$64,577
33-1012	First-line supervisors/managers of police and detectives	#	#	\$35.86	\$74,586	1.9	\$28.16	\$32.88	\$36.11	\$39.70	\$44.88	\$58,565	\$68,400	\$75,099	\$82,566	\$93,359
33-1021	First-line supervisors/managers of fire fighting and prevention workers	#	#	\$32.32	\$67,218	2.94	\$22.01	\$24.62	\$31.18	\$39.44	\$47.18	\$45,771	\$51,216	\$64,860	\$82,044	\$98,128
33-1099	First-line supervisors/managers, protective service workers, all other	30	6.75	\$26.90	\$55,961	2.66	\$18.31	\$22.03	\$26.26	\$30.80	\$38.31	\$38,082	\$45,821	\$54,611	\$64,071	\$79,688
33-2011	Fire fighters	280	39.69	\$14.98	\$31,163	11.6	\$7.33	\$9.96	\$11.74	\$20.88	\$25.10	\$15,251	\$20,710	\$24,421	\$43,436	\$52,208
33-2021	Fire inspectors and investigators	10	31.23	\$21.71	\$45,152	8.11	\$16.94	\$18.21	\$19.82	\$22.56	\$34.42	\$35,225	\$37,868	\$41,228	\$46,917	\$71,591
33-3012	Correctional officers and jailers	80	3.36	\$21.91	\$45,578	2.29	\$15.03	\$18.83	\$22.01	\$25.87	\$30.07	\$31,267	\$39,165	\$45,790	\$53,806	\$62,552
33-3021	Detectives and criminal investigators	20	6.05	\$26.79	\$55,729	2.41	\$20.53	\$24.51	\$27.41	\$30.06	\$32.18	\$42,694	\$50,971	\$57,010	\$62,518	\$66,937
33-3051	Police and sheriff's patrol officers	#	#	\$24.89	\$51,767	1.67	\$18.89	\$21.23	\$24.57	\$28.89	\$32.08	\$39,294	\$44,165	\$51,114	\$60,087	\$66,729
33-9011	Animal control workers	20	17.31	\$18.27	\$38,003	1.93	\$15.54	\$16.52	\$17.98	\$19.70	\$22.50	\$32,331	\$34,366	\$37,407	\$40,978	\$46,805

Data unavailable

Occupational Code	Occupational Title	Employment Estimate	Employment Percentage Relative Standard Error	Average Hourly Wage	Average Annual Wage	Wage Percentage Relative Standard Error	10th Percentile (Hourly)	25th Percentile (Hourly)	50th Percentile (Hourly)	75th Percentile (Hourly)	90th Percentile (Hourly)	10th Percentile (Annual)	25th Percentile (Annual)	50th Percentile (Annual)	75th Percentile (Annual)	90th Percentile (Annual)
33-9032	Security guards	260	8.96	\$14.23	\$29,589	2.28	\$9.50	\$12.36	\$14.43	\$16.75	\$18.61	\$19,768	\$25,709	\$30,015	\$34,831	\$38,711
33-9092	Lifeguards, ski patrol, and other recreational protective service workers	290	5.12	\$13.31	\$27,679	3.52	\$9.21	\$10.53	\$12.72	\$15.64	\$18.77	\$19,154	\$21,909	\$26,461	\$32,523	\$39,046
33-9099	Protective service workers, all other	40	0.07	\$16.81	\$34,957	1.61	\$8.90	\$10.98	\$16.20	\$21.32	\$24.94	\$18,518	\$22,834	\$33,693	\$44,346	\$51,871
35-0000	Food Preparation and Serving-Related Occupations	11,530	2.6	\$11.67	\$24,264	1.77	\$7.07	\$7.55	\$10.48	\$13.95	\$17.45	\$14,695	\$15,712	\$21,793	\$29,009	\$36,289
35-1011	Chefs and head cooks	290	10.46	\$23.54	\$48,962	3.18	\$14.42	\$17.33	\$22.24	\$28.49	\$35.09	\$29,987	\$36,041	\$46,263	\$59,268	\$72,986
35-1012	First-line supervisors/managers of food preparation and serving workers	530	7.87	\$18.95	\$39,417	2.48	\$12.68	\$14.67	\$17.50	\$22.34	\$27.80	\$26,384	\$30,521	\$36,400	\$46,459	\$57,816
35-2011	Cooks, fast food	240	22.65	\$10.21	\$21,233	4.62	\$7.42	\$8.28	\$9.95	\$11.70	\$13.58	\$15,441	\$17,217	\$20,688	\$24,339	\$28,252
35-2012	Cooks, institution and cafeteria	110	18.84	\$12.55	\$26,113	4.63	\$7.37	\$9.49	\$12.31	\$15.02	\$18.18	\$15,322	\$19,733	\$25,607	\$31,238	\$37,815
35-2014	Cooks, restaurant	2,140	7.13	\$12.95	\$26,938	1.44	\$9.73	\$11.32	\$13.09	\$14.61	\$15.84	\$20,247	\$23,549	\$27,230	\$30,395	\$32,952
35-2015	Cooks, short order	110	33.14	\$12.35	\$25,697	6.04	\$8.35	\$9.41	\$12.59	\$14.88	\$16.36	\$17,360	\$19,574	\$26,184	\$30,954	\$34,036
35-2021	Food preparation workers	730	10.85	\$11.76	\$24,465	2.05	\$8.61	\$9.94	\$11.15	\$13.19	\$16.22	\$17,917	\$20,671	\$23,189	\$27,441	\$33,742
35-3011	Bartenders	680	5.33	\$11.48	\$23,877	5.14	\$7.05	\$7.42	\$9.11	\$13.41	\$18.04	\$14,654	\$15,424	\$18,940	\$27,889	\$37,531
35-3021	Combined food preparation and serving workers, including fast food	1,060	23.96	\$9.69	\$20,165	2.34	\$7.71	\$8.40	\$9.46	\$10.83	\$11.96	\$16,042	\$17,478	\$19,674	\$22,530	\$24,878
35-3022	Counter attendants, cafeteria, food concession, and coffee shop	190	26.19	\$9.34	\$19,417	8.41	\$6.95	\$7.10	\$7.52	\$11.14	\$14.85	\$14,454	\$14,763	\$15,632	\$23,174	\$30,884
35-3031	Waiters and waitresses	3,260	4.64	\$9.87	\$20,534	3.81	\$6.94	\$7.07	\$7.36	\$10.91	\$16.90	\$14,427	\$14,696	\$15,305	\$22,689	\$35,143
35-3041	Food servers, nonrestaurant	520	23.54	\$13.70	\$28,495	7.95	\$7.37	\$8.23	\$11.28	\$14.79	\$22.35	\$15,336	\$17,118	\$23,471	\$30,764	\$46,490
35-9011	Dining room and cafeteria attendants and bartender helpers	540	10.85	\$8.79	\$18,284	4.46	\$6.95	\$7.11	\$7.46	\$9.70	\$13.55	\$14,464	\$14,788	\$15,527	\$20,185	\$28,182
35-9021	Dishwashers	640	9.3	\$10.56	\$21,972	2.37	\$7.98	\$9.23	\$10.46	\$11.68	\$13.60	\$16,601	\$19,198	\$21,753	\$24,290	\$28,288
35-9031	Hosts and hostesses, restaurant, lounge, and coffee shop	470	13.68	\$11.29	\$23,489	3.81	\$7.42	\$8.47	\$10.61	\$13.72	\$15.13	\$15,426	\$17,622	\$22,068	\$28,539	\$31,468
35-9099	Food preparation and serving related workers, all other	20	48.26	\$10.47	\$21,776	5.61	\$7.22	\$7.75	\$10.60	\$12.40	\$14.51	\$15,012	\$16,120	\$22,045	\$25,791	\$30,178
37-0000	Building and Grounds Cleaning and Maintenance Occupations	6,060	3.97	\$13.74	\$28,577	1.75	\$9.28	\$10.94	\$13.19	\$15.67	\$19.51	\$19,299	\$22,745	\$27,427	\$32,584	\$40,588
37-1011	First-line supervisors/managers of housekeeping and janitorial workers	210	9.92	\$18.99	\$39,499	2.63	\$12.82	\$15.00	\$19.21	\$22.58	\$25.15	\$26,673	\$31,193	\$39,960	\$46,965	\$52,314
37-1012	First-line supervisors/managers of landscaping, lawn service, and groundskeeping workers	220	15.2	\$20.58	\$42,814	4.72	\$14.26	\$16.83	\$18.92	\$22.25	\$29.78	\$29,653	\$35,009	\$39,358	\$46,276	\$61,951
37-2011	Janitors and cleaners, except maids and housekeeping cleaners	1,420	12.09	\$13.00	\$27,048	2.92	\$8.83	\$10.70	\$12.86	\$15.23	\$17.75	\$18,363	\$22,258	\$26,759	\$31,677	\$36,914
37-2012	Maids and housekeeping cleaners	2,380	8.21	\$12.21	\$25,405	2.64	\$8.12	\$10.10	\$11.80	\$14.23	\$16.27	\$16,893	\$20,998	\$24,552	\$29,608	\$33,837

Data unavailable

Occupational Code	Occupational Title	Employment Estimate	Employment Percentage Relative Standard Error	Average Hourly Wage	Average Annual Wage	Wage Percentage Relative Standard Error	10th Percentile (Hourly)	25th Percentile (Hourly)	50th Percentile (Hourly)	75th Percentile (Hourly)	90th Percentile (Hourly)	10th Percentile (Annual)	25th Percentile (Annual)	50th Percentile (Annual)	75th Percentile (Annual)	90th Percentile (Annual)
37-2021	Pest control workers	10	2.3	\$13.96	\$29,031	17.36	\$10.08	\$10.62	\$11.51	\$15.71	\$22.61	\$20,965	\$22,080	\$23,940	\$32,686	\$47,025
37-3011	Landscaping and groundskeeping workers	1,720	6.55	\$14.70	\$30,570	3.08	\$10.56	\$12.24	\$13.93	\$16.46	\$20.30	\$21,964	\$25,450	\$28,979	\$34,229	\$42,222
37-3012	Pesticide handlers, sprayers, and applicators, vegetation	#	#	\$14.79	\$30,768	5.2	\$12.81	\$13.39	\$14.36	\$15.34	\$17.66	\$26,635	\$27,848	\$29,870	\$31,908	\$36,739
37-3019	Grounds maintenance workers, all other	70	35.76	\$18.95	\$39,418	4.54	\$12.62	\$14.80	\$20.46	\$22.77	\$24.22	\$26,256	\$30,775	\$42,564	\$47,354	\$50,368
39-0000	Personal Care and Service Occupations	2,730	8.34	\$14.40	\$29,953	3.02	\$8.52	\$10.32	\$12.53	\$16.56	\$22.45	\$17,729	\$21,465	\$26,073	\$34,437	\$46,705
39-1021	First-line supervisors/managers of personal service workers	160	13.38	\$20.18	\$41,973	2.54	\$13.90	\$15.92	\$18.52	\$23.57	\$28.85	\$28,910	\$33,111	\$38,514	\$49,019	\$60,001
39-2021	Nonfarm animal caretakers	140	37.71	\$11.02	\$22,911	8.17	\$8.09	\$8.76	\$10.04	\$13.30	\$15.43	\$16,830	\$18,228	\$20,886	\$27,665	\$32,086
39-3091	Amusement and recreation attendants	570	9.31	\$11.43	\$23,785	2.09	\$8.58	\$9.93	\$11.09	\$12.66	\$15.00	\$17,850	\$20,646	\$23,071	\$26,325	\$31,203
39-5092	Manicurists and pedicurists	20	23.15	\$24.57	\$51,114	6.03	\$16.06	\$17.77	\$26.21	\$29.81	\$33.72	\$33,411	\$36,967	\$54,522	\$62,014	\$70,135
39-5094	Skin care specialists	30	48.76	\$25.91	\$53,889	6.65	\$17.00	\$19.08	\$25.79	\$29.71	\$37.69	\$35,353	\$39,694	\$53,633	\$61,804	\$78,388
39-6011	Baggage porters and bellhops	180	12.5	\$10.42	\$21,666	3.99	\$7.26	\$8.07	\$9.85	\$11.42	\$13.71	\$15,106	\$16,788	\$20,492	\$23,745	\$28,522
39-6012	Concierges	120	9.81	\$16.13	\$33,544	3.97	\$10.62	\$12.63	\$15.47	\$18.17	\$21.93	\$22,084	\$26,261	\$32,170	\$37,796	\$45,615
39-6021	Tour guides and escorts	#	#	\$12.22	\$25,418	7.66	\$7.60	\$10.47	\$12.05	\$14.38	\$16.44	\$15,804	\$21,773	\$25,059	\$29,908	\$34,194
39-9011	Child care workers	330	6.93	\$11.26	\$23,426	3.37	\$8.31	\$9.83	\$10.97	\$12.24	\$15.02	\$17,291	\$20,448	\$22,813	\$25,467	\$31,233
39-9021	Personal and home care aides	#	#	\$12.99	\$27,024	17.4	\$8.31	\$9.60	\$11.05	\$17.49	\$19.00	\$17,287	\$19,975	\$22,986	\$36,369	\$39,520
39-9031	Fitness trainers and aerobics instructors	320	28.33	\$24.03	\$49,989	5.77	\$15.25	\$18.52	\$21.14	\$30.89	\$37.75	\$31,713	\$38,512	\$43,973	\$64,261	\$78,529
39-9032	Recreation workers	390	15.96	\$13.79	\$28,684	4.8	\$7.83	\$10.36	\$13.25	\$15.46	\$21.54	\$16,285	\$21,556	\$27,561	\$32,166	\$44,807
39-9099	Personal care and service workers, all other	#	#	\$12.53	\$26,059	6.94	\$9.66	\$12.03	\$12.89	\$13.73	\$14.24	\$20,093	\$25,029	\$26,803	\$28,566	\$29,623
41-0000	Sales and Related Occupations	9,490	3.69	\$16.71	\$34,750	2.94	\$8.72	\$10.39	\$13.33	\$18.57	\$30.37	\$18,131	\$21,620	\$27,730	\$38,623	\$63,174
41-1011	First-line supervisors/managers of retail sales workers	830	9.73	\$22.92	\$47,664	4.43	\$13.39	\$15.39	\$20.14	\$28.17	\$36.08	\$27,847	\$32,016	\$41,886	\$58,603	\$75,052
41-1012	First-line supervisors/managers of non-retail sales workers	50	28.26	\$26.61	\$55,352	3.65	\$20.49	\$24.15	\$27.13	\$29.58	\$31.36	\$42,618	\$50,234	\$56,428	\$61,523	\$65,231
41-2011	Cashiers	1,760	11.79	\$11.47	\$23,850	2.23	\$8.25	\$9.37	\$10.99	\$13.15	\$15.41	\$17,161	\$19,485	\$22,863	\$27,344	\$32,055
41-2021	Counter and rental clerks	910	11.68	\$11.79	\$24,529	4.23	\$7.54	\$9.74	\$11.31	\$13.88	\$16.32	\$15,692	\$20,258	\$23,524	\$28,862	\$33,947
41-2022	Parts salespersons	120	47.61	\$13.89	\$28,885	5.32	\$10.02	\$11.86	\$13.57	\$15.42	\$17.81	\$20,836	\$24,659	\$28,230	\$32,073	\$37,043
41-2031	Retail salespersons	3,810	7.08	\$14.04	\$29,202	2.94	\$8.81	\$10.23	\$12.29	\$15.69	\$20.52	\$18,325	\$21,269	\$25,554	\$32,633	\$42,683
41-3011	Advertising sales agents	110	9.87	\$20.88	\$43,427	8.7	\$12.21	\$14.93	\$20.03	\$22.79	\$35.37	\$25,399	\$31,052	\$41,667	\$47,395	\$73,575
41-3021	Insurance sales agents	140	29.29	\$26.02	\$54,123	9.53	\$14.43	\$17.44	\$22.08	\$32.92	\$42.47	\$30,024	\$36,283	\$45,927	\$68,472	\$88,331
41-3031	Securities, commodities, and financial services sales agents	30	46.43	\$22.38	\$46,560	14.58	\$13.85	\$16.00	\$17.97	\$20.46	\$32.07	\$28,810	\$33,276	\$37,373	\$42,563	\$66,709
41-3041	Travel agents	160	11.29	\$14.51	\$30,188	9.05	\$8.56	\$10.12	\$13.41	\$17.03	\$21.22	\$17,797	\$21,055	\$27,885	\$35,433	\$44,134

Data unavailable

Occupational Code	Occupational Title	Employment Estimate	Employment Percentage Relative Standard Error	Average Hourly Wage	Average Annual Wage	Wage Percentage Relative Standard Error	10th Percentile (Hourly)	25th Percentile (Hourly)	50th Percentile (Hourly)	75th Percentile (Hourly)	90th Percentile (Hourly)	10th Percentile (Annual)	25th Percentile (Annual)	50th Percentile (Annual)	75th Percentile (Annual)	90th Percentile (Annual)
41-3099	Sales representatives, services, all other	280	22.02	\$26.50	\$55,116	8.94	\$7.25	\$14.09	\$24.05	\$34.36	\$48.40	\$15,080	\$29,297	\$50,028	\$71,475	\$100,672
41-4011	Sales representatives, wholesale and manufacturing, technical and scientific products	70	47.06	\$28.45	\$59,171	14.36	\$15.06	\$18.49	\$23.17	\$29.57	\$48.29	\$31,317	\$38,462	\$48,188	\$61,511	\$100,444
41-4012	Sales representatives, wholesale and manufacturing, except technical and scientific products	510	18.81	\$28.36	\$58,997	7.02	\$13.63	\$16.70	\$22.52	\$36.68	\$46.41	\$28,342	\$34,742	\$46,838	\$76,293	\$96,526
41-9021	Real estate brokers	80	38.79	\$36.16	\$75,220	25.16	\$10.34	\$16.91	\$32.98	\$38.23	#	\$21,507	\$35,167	\$68,597	\$79,509	#
41-9022	Real estate sales agents	520	27.02	\$27.67	\$57,549	19.86	\$8.58	\$9.75	\$26.53	\$36.89	\$52.45	\$17,849	\$20,287	\$55,173	\$76,740	\$109,096
41-9041	Telemarketers	#	#	\$15.31	\$31,850	5.37	\$7.37	\$9.35	\$15.34	\$20.67	\$23.43	\$15,334	\$19,455	\$31,908	\$42,994	\$48,737
41-9099	Sales and related workers, all other	40	20.06	\$21.31	\$44,323	11.34	\$12.60	\$14.60	\$18.39	\$22.45	\$26.57	\$26,209	\$30,365	\$38,261	\$46,695	\$55,261
43-0000	Office and Administrative Support Occupations	11,530	3.61	\$16.02	\$33,324	1.09	\$9.83	\$12.14	\$15.15	\$18.87	\$23.56	\$20,444	\$25,260	\$31,503	\$39,245	\$48,996
43-1011	First-line supervisors/managers of office and administrative support workers	620	10.25	\$24.72	\$51,423	3.86	\$13.55	\$16.52	\$23.06	\$31.95	\$38.46	\$28,179	\$34,364	\$47,964	\$66,448	\$80,006
43-2011	Switchboard operators, including answering service	60	29.48	\$10.85	\$22,576	3.27	\$7.86	\$9.22	\$10.64	\$12.17	\$14.45	\$16,347	\$19,186	\$22,141	\$25,306	\$30,051
43-3011	Bill and account collectors	30	35.41	\$19.37	\$40,289	5.31	\$10.42	\$16.68	\$19.12	\$21.50	\$23.00	\$21,670	\$34,703	\$39,776	\$44,714	\$47,831
43-3021	Billing and posting clerks and machine operators	130	18.79	\$16.00	\$33,287	3.65	\$10.63	\$12.72	\$15.41	\$18.43	\$22.52	\$22,103	\$26,465	\$32,052	\$38,331	\$46,838
43-3031	Bookkeeping, accounting, and auditing clerks	1,420	10.03	\$17.47	\$36,335	2.76	\$10.51	\$13.64	\$16.89	\$21.20	\$25.00	\$21,859	\$28,379	\$35,140	\$44,100	\$51,994
43-3051	Payroll and timekeeping clerks	70	15.37	\$16.11	\$33,501	4.88	\$7.32	\$12.28	\$17.14	\$20.84	\$23.31	\$15,234	\$25,538	\$35,648	\$43,350	\$48,476
43-3061	Procurement clerks	30	22.29	\$15.53	\$32,312	4.05	\$10.06	\$11.36	\$14.95	\$17.76	\$23.80	\$20,931	\$23,633	\$31,098	\$36,948	\$49,512
43-3071	Tellers	400	23.12	\$14.32	\$29,779	5.63	\$10.57	\$12.13	\$13.84	\$15.93	\$18.91	\$21,982	\$25,229	\$28,781	\$33,137	\$39,327
43-4031	Court, municipal, and license clerks	140	9.49	\$17.85	\$37,118	1.81	\$13.15	\$15.30	\$17.49	\$19.53	\$23.28	\$27,348	\$31,822	\$36,386	\$40,631	\$48,414
43-4051	Customer service representatives	580	16.68	\$15.16	\$31,541	3.91	\$10.30	\$11.53	\$14.65	\$17.86	\$21.86	\$21,428	\$23,975	\$30,463	\$37,140	\$45,467
43-4071	File clerks	30	33.66	\$13.51	\$28,094	17.55	\$7.03	\$7.31	\$14.73	\$17.88	\$20.68	\$14,627	\$15,195	\$30,629	\$37,198	\$43,020
43-4081	Hotel, motel, and resort desk clerks	830	8.66	\$12.59	\$26,183	3.86	\$8.62	\$10.54	\$12.72	\$14.80	\$16.57	\$17,921	\$21,929	\$26,460	\$30,778	\$34,470
43-4111	Interviewers, except eligibility and loan	70	7.55	\$16.20	\$33,704	2.64	\$12.72	\$13.83	\$15.55	\$18.21	\$21.42	\$26,463	\$28,760	\$32,343	\$37,878	\$44,554
43-4121	Library assistants, clerical	40	31.04	\$11.83	\$24,605	3.21	\$8.84	\$9.99	\$11.47	\$13.67	\$15.64	\$18,392	\$20,788	\$23,854	\$28,427	\$32,532
43-4131	Loan interviewers and clerks	170	42.95	\$16.98	\$35,320	9.16	\$10.22	\$11.85	\$15.83	\$21.41	\$26.81	\$21,266	\$24,649	\$32,916	\$44,526	\$55,771
43-4141	New accounts clerks	#	#	\$15.72	\$32,705	9.2	\$10.94	\$13.45	\$15.36	\$18.56	\$21.28	\$22,747	\$27,977	\$31,942	\$38,612	\$44,271
43-4151	Order clerks	120	27.33	\$13.18	\$27,411	8.97	\$8.76	\$9.99	\$11.34	\$15.81	\$21.19	\$18,221	\$20,789	\$23,586	\$32,880	\$44,073
43-4161	Human resources assistants, except payroll and timekeeping	70	12.77	\$19.32	\$40,185	2.53	\$12.42	\$15.57	\$18.75	\$23.65	\$27.59	\$25,836	\$32,380	\$39,004	\$49,202	\$57,385
43-4171	Receptionists and information clerks	720	14.31	\$14.48	\$30,120	2.7	\$10.09	\$12.09	\$14.12	\$16.72	\$20.16	\$20,987	\$25,149	\$29,379	\$34,782	\$41,938
43-4181	Reservation and transportation ticket agents and travel clerks	280	13.37	\$12.61	\$26,219	3.77	\$8.92	\$10.29	\$12.12	\$14.30	\$17.10	\$18,552	\$21,412	\$25,204	\$29,738	\$35,577
43-4199	Information and record clerks, all other	80	17.75	\$17.78	\$36,977	3.57	\$11.93	\$14.61	\$17.90	\$21.35	\$23.55	\$24,814	\$30,382	\$37,222	\$44,410	\$48,987

Data unavailable

Occupational Code	Occupational Title	Employment Estimate	Employment Percentage Relative Standard Error	Average Hourly Wage	Average Annual Wage	Wage Percentage Relative Standard Error	10th Percentile (Hourly)	25th Percentile (Hourly)	50th Percentile (Hourly)	75th Percentile (Hourly)	90th Percentile (Hourly)	10th Percentile (Annual)	25th Percentile (Annual)	50th Percentile (Annual)	75th Percentile (Annual)	90th Percentile (Annual)
43-5031	Police, fire, and ambulance dispatchers	80	17.14	\$18.23	\$37,911	2.83	\$14.56	\$16.20	\$17.88	\$19.84	\$23.47	\$30,290	\$33,702	\$37,182	\$41,264	\$48,815
43-5032	Dispatchers, except police, fire, and ambulance	70	23.95	\$16.54	\$34,398	5.31	\$10.98	\$12.68	\$14.92	\$18.29	\$26.82	\$22,835	\$26,380	\$31,034	\$38,048	\$55,776
43-5041	Meter readers, utilities	#	#	\$23.86	\$49,628	4.06	\$18.33	\$21.31	\$24.08	\$26.67	\$29.03	\$38,123	\$44,335	\$50,091	\$55,471	\$60,379
43-5051	Postal service clerks	110	0.02	\$20.68	\$43,011	1.89	\$17.09	\$19.47	\$21.15	\$22.82	\$23.83	\$35,554	\$40,500	\$43,987	\$47,473	\$49,565
43-5052	Postal service mail carriers	30	0.05	\$20.36	\$42,339	2.55	\$16.27	\$18.47	\$20.80	\$22.77	\$23.95	\$33,846	\$38,422	\$43,266	\$47,361	\$49,818
43-5053	Postal service mail sorters, processors, and processing machine operators	50	0.04	\$16.82	\$34,981	1.75	\$10.89	\$13.06	\$16.81	\$21.12	\$23.15	\$22,657	\$27,170	\$34,956	\$43,919	\$48,144
43-5061	Production, planning, and expediting clerks	10	32.86	\$24.79	\$51,553	11.89	\$10.74	\$20.16	\$27.26	\$31.52	\$35.09	\$22,341	\$41,923	\$56,698	\$65,569	\$72,980
43-5071	Shipping, receiving, and traffic clerks	140	14.52	\$15.07	\$31,354	4.1	\$7.64	\$12.11	\$14.90	\$18.78	\$22.26	\$15,889	\$25,192	\$30,993	\$39,058	\$46,306
43-5081	Stock clerks and order fillers	710	11.71	\$13.14	\$27,321	2.46	\$9.51	\$10.72	\$12.46	\$14.88	\$18.16	\$19,790	\$22,297	\$25,925	\$30,946	\$37,781
43-5111	Weighers, measurers, checkers, and samplers, recordkeeping	#	#	\$14.49	\$30,134	2.33	\$9.03	\$11.40	\$15.26	\$17.50	\$18.94	\$18,789	\$23,706	\$31,739	\$36,400	\$39,386
43-6011	Executive secretaries and administrative assistants	1,160	10.56	\$20.29	\$42,213	2.28	\$14.77	\$16.45	\$19.17	\$23.36	\$28.09	\$30,730	\$34,206	\$39,876	\$48,597	\$58,417
43-6013	Medical secretaries	190	20	\$16.99	\$35,329	2.6	\$13.04	\$14.72	\$16.73	\$18.73	\$22.02	\$27,125	\$30,623	\$34,801	\$38,953	\$45,808
43-6014	Secretaries, except legal, medical, and executive	1,150	10.41	\$14.52	\$30,194	3.03	\$7.56	\$12.41	\$14.63	\$17.21	\$19.53	\$15,728	\$25,820	\$30,436	\$35,788	\$40,632
43-9022	Word processors and typists	10	0.13	\$13.98	\$29,068	2.62	\$11.80	\$12.55	\$13.79	\$15.46	\$17.33	\$24,537	\$26,111	\$28,677	\$32,153	\$36,040
43-9031	Desktop publishers	30	41.7	\$13.05	\$27,134	6.96	\$10.06	\$10.88	\$12.22	\$15.55	\$17.75	\$20,925	\$22,634	\$25,423	\$32,339	\$36,910
43-9051	Mail clerks and mail machine operators, except postal service	30	40.9	\$12.52	\$26,047	7.01	\$10.00	\$10.59	\$11.55	\$12.59	\$18.09	\$20,798	\$22,019	\$24,018	\$26,189	\$37,618
43-9061	Office clerks, general	1,460	10.68	\$13.39	\$27,854	2.67	\$7.58	\$10.39	\$12.98	\$16.54	\$19.10	\$15,774	\$21,609	\$27,004	\$34,395	\$39,721
43-9071	Office machine operators, except computer	30	40.36	\$14.98	\$31,148	16.46	\$9.64	\$10.88	\$13.84	\$16.23	\$21.93	\$20,060	\$22,637	\$28,797	\$33,767	\$45,614
43-9199	Office and administrative support workers, all other	20	38.48	\$15.10	\$31,412	5.06	\$7.42	\$8.94	\$16.92	\$19.69	\$21.84	\$15,441	\$18,597	\$35,198	\$40,950	\$45,436
45-0000	Farming, Fishing, and Forestry Occupations	270	25.82	\$12.91	\$26,851	4.52	\$8.06	\$8.95	\$11.66	\$15.15	\$20.62	\$16,767	\$18,613	\$24,250	\$31,508	\$42,880
45-1011	First-line supervisors/managers of farming, fishing, and forestry workers	20	28.26	\$21.81	\$45,358	6.54	\$16.07	\$18.21	\$21.39	\$23.61	\$29.55	\$33,431	\$37,873	\$44,498	\$49,116	\$61,468
45-2092	Farmworkers and laborers, crop, nursery, and greenhouse	40	39.87	\$12.31	\$25,609	4.16	\$8.38	\$9.40	\$11.89	\$14.65	\$17.86	\$17,428	\$19,561	\$24,741	\$30,478	\$37,143
45-2093	Farmworkers, farm and ranch animals	190	35.25	\$11.57	\$24,066	4.59	\$7.91	\$8.61	\$10.28	\$13.48	\$16.23	\$16,455	\$17,919	\$21,373	\$28,032	\$33,758
45-4022	Logging equipment operators	10	29.64	\$15.75	\$32,756	9.16	\$11.30	\$12.71	\$15.43	\$17.67	\$19.59	\$23,507	\$26,431	\$32,102	\$36,764	\$40,738
47-0000	Construction and Extraction Occupations	10,820	6.04	\$20.07	\$41,742	3.03	\$10.88	\$13.89	\$19.13	\$24.91	\$30.67	\$22,625	\$28,893	\$39,780	\$51,819	\$63,789
47-1011	First-line supervisors/managers of construction trades and extraction workers	860	14.51	\$28.55	\$59,390	4.01	\$16.95	\$21.16	\$28.24	\$34.70	\$41.12	\$35,262	\$44,009	\$58,737	\$72,178	\$85,526
47-2021	Brickmasons and blockmasons	70	30.5	\$19.22	\$39,967	3.03	\$13.18	\$15.83	\$20.35	\$22.36	\$23.70	\$27,415	\$32,922	\$42,335	\$46,514	\$49,293
47-2022	Stonemasons	280	20.26	\$20.03	\$41,660	1.79	\$13.53	\$17.08	\$20.65	\$23.50	\$25.37	\$28,133	\$35,537	\$42,949	\$48,876	\$52,766

Data unavailable

Occupational Code	Occupational Title	Employment Estimate	Employment Percentage Relative Standard Error	Average Hourly Wage	Average Annual Wage	Wage Percentage Relative Standard Error	10th Percentile (Hourly)	25th Percentile (Hourly)	50th Percentile (Hourly)	75th Percentile (Hourly)	90th Percentile (Hourly)	10th Percentile (Annual)	25th Percentile (Annual)	50th Percentile (Annual)	75th Percentile (Annual)	90th Percentile (Annual)
47-2031	Carpenters	1,780	9.9	\$24.20	\$50,344	4.73	\$14.64	\$18.19	\$24.08	\$28.49	\$36.24	\$30,459	\$37,835	\$50,090	\$59,260	\$75,382
47-2044	Tile and marble setters	#	#	\$18.21	\$37,887	10.27	\$12.51	\$13.63	\$16.76	\$22.21	\$27.94	\$26,018	\$28,357	\$34,870	\$46,199	\$58,120
47-2051	Cement masons and concrete finishers	340	21.45	\$18.65	\$38,790	13.45	\$12.16	\$13.36	\$16.63	\$21.99	\$29.65	\$25,298	\$27,792	\$34,587	\$45,737	\$61,667
47-2061	Construction laborers	2,070	8.06	\$12.73	\$26,487	4.49	\$9.64	\$10.29	\$11.36	\$14.80	\$18.33	\$20,049	\$21,399	\$23,624	\$30,781	\$38,131
47-2071	Paving, surfacing, and tamping equipment operators	150	47.9	\$19.46	\$40,476	2.91	\$16.01	\$17.56	\$19.58	\$21.66	\$22.90	\$33,310	\$36,527	\$40,727	\$45,048	\$47,637
47-2073	Operating engineers and other construction equipment operators	1,060	38.82	\$21.23	\$44,162	5.39	\$15.40	\$18.86	\$21.42	\$23.55	\$24.98	\$32,036	\$39,231	\$44,545	\$48,991	\$51,968
47-2081	Drywall and ceiling tile installers	200	32.92	\$20.92	\$43,508	16.01	\$11.40	\$14.87	\$21.96	\$26.53	\$29.79	\$23,708	\$30,932	\$45,686	\$55,185	\$61,957
47-2111	Electricians	680	15.67	\$20.05	\$41,708	5.96	\$11.59	\$15.57	\$19.33	\$24.07	\$30.46	\$24,107	\$32,387	\$40,199	\$50,058	\$63,350
47-2121	Glaziers	#	#	\$18.58	\$38,638	12.21	\$12.52	\$15.06	\$18.34	\$22.25	\$26.07	\$26,045	\$31,322	\$38,138	\$46,272	\$54,224
47-2141	Painters, construction and maintenance	660	11.72	\$19.14	\$39,803	15.71	\$10.85	\$12.54	\$15.71	\$24.80	\$34.12	\$22,558	\$26,078	\$32,675	\$51,574	\$70,963
47-2151	Pipelayers	50	26.35	\$18.36	\$38,190	7.93	\$12.83	\$14.52	\$18.55	\$21.83	\$24.13	\$26,686	\$30,212	\$38,581	\$45,409	\$50,197
47-2152	Plumbers, pipefitters, and steamfitters	570	32.9	\$23.18	\$48,206	2.91	\$14.23	\$18.74	\$23.02	\$27.91	\$32.74	\$29,599	\$38,990	\$47,883	\$58,055	\$68,094
47-2161	Plasterers and stucco masons	60	49.82	\$20.07	\$41,740	10.85	\$16.06	\$17.16	\$18.99	\$22.78	\$26.91	\$33,401	\$35,683	\$39,503	\$47,375	\$55,966
47-2181	Roofers	200	4.61	\$17.28	\$35,944	3.01	\$12.51	\$13.50	\$15.13	\$20.65	\$24.54	\$26,018	\$28,084	\$31,473	\$42,954	\$51,037
47-2211	Sheet metal workers	#	#	\$22.41	\$46,616	5.65	\$19.70	\$20.83	\$22.59	\$24.42	\$27.46	\$40,983	\$43,325	\$46,990	\$50,788	\$57,113
47-3011	Helpers--brickmasons, blockmasons, stonemasons, and tile and marble setters	160	29.24	\$13.29	\$27,649	4.9	\$10.36	\$11.29	\$13.05	\$15.30	\$17.21	\$21,539	\$23,481	\$27,142	\$31,825	\$35,799
47-3012	Helpers--carpenters	130	39.11	\$16.35	\$33,998	5.63	\$12.49	\$14.67	\$16.90	\$18.30	\$19.39	\$25,978	\$30,510	\$35,146	\$38,056	\$40,331
47-3015	Helpers--pipelayers, plumbers, pipefitters, and steamfitters	#	#	\$18.18	\$37,814	2.55	\$14.94	\$16.22	\$17.98	\$20.33	\$22.86	\$31,082	\$33,734	\$37,395	\$42,287	\$47,548
47-3016	Helpers--roofers	50	37.31	\$11.81	\$24,569	4.61	\$9.94	\$10.55	\$11.57	\$13.29	\$14.58	\$20,680	\$21,950	\$24,067	\$27,644	\$30,320
47-3019	Helpers, construction trades, all other	#	#	\$18.23	\$37,925	15.76	\$10.36	\$17.03	\$20.00	\$21.66	\$22.66	\$21,558	\$35,414	\$41,593	\$45,060	\$47,140
47-4011	Construction and building inspectors	100	11.53	\$25.97	\$54,008	2.06	\$19.45	\$23.14	\$26.43	\$29.02	\$31.37	\$40,463	\$48,138	\$54,978	\$60,365	\$65,243
47-4051	Highway maintenance workers	210	13.34	\$17.63	\$36,661	2.91	\$12.45	\$15.73	\$17.70	\$20.25	\$22.97	\$25,903	\$32,724	\$36,812	\$42,123	\$47,779
47-4071	Septic tank servicers and sewer pipe cleaners	20	29.63	\$17.74	\$36,905	7.51	\$12.62	\$14.20	\$16.74	\$20.10	\$22.87	\$26,253	\$29,541	\$34,813	\$41,804	\$47,564
49-0000	Installation, Maintenance, and Repair Occupations	3,580	8.02	\$18.85	\$39,199	2.81	\$10.59	\$13.12	\$17.76	\$23.59	\$29.51	\$22,018	\$27,280	\$36,938	\$49,070	\$61,377
49-1011	First-line supervisors/managers of mechanics, installers, and repairers	260	16.45	\$27.70	\$57,619	3.64	\$19.03	\$21.68	\$26.71	\$34.73	\$39.69	\$39,577	\$45,086	\$55,553	\$72,240	\$82,562
49-2011	Computer, automated teller, and office machine repairers	50	38.58	\$16.81	\$34,970	5.03	\$7.07	\$13.83	\$17.62	\$20.91	\$23.74	\$14,716	\$28,767	\$36,644	\$43,490	\$49,375
49-2022	Telecommunications equipment installers and repairers, except line installers	70	21.85	\$24.43	\$50,813	9.2	\$9.17	\$24.45	\$26.52	\$28.44	\$30.13	\$19,067	\$50,856	\$55,164	\$59,160	\$62,662

Data unavailable

Occupational Code	Occupational Title	Employment Estimate	Employment Percentage Relative Standard Error	Average Hourly Wage	Average Annual Wage	Wage Percentage Relative Standard Error	10th Percentile (Hourly)	25th Percentile (Hourly)	50th Percentile (Hourly)	75th Percentile (Hourly)	90th Percentile (Hourly)	10th Percentile (Annual)	25th Percentile (Annual)	50th Percentile (Annual)	75th Percentile (Annual)	90th Percentile (Annual)
49-2093	Electrical and electronics installers and repairers, transportation equipment	#	#	\$15.44	\$32,112	8.87	\$12.48	\$13.19	\$14.38	\$16.46	\$19.10	\$25,952	\$27,440	\$29,920	\$34,229	\$39,723
49-2095	Electrical and electronics repairers, powerhouse, substation, and relay	50	30.78	\$27.95	\$58,144	3.29	\$24.57	\$25.74	\$27.68	\$29.84	\$33.35	\$51,110	\$53,533	\$57,582	\$62,076	\$69,359
49-2098	Security and fire alarm systems installers	#	#	\$19.30	\$40,144	5	\$13.54	\$15.71	\$19.68	\$22.68	\$24.48	\$28,168	\$32,667	\$40,936	\$47,180	\$50,928
49-3021	Automotive body and related repairers	30	47.35	\$27.89	\$58,010	10.58	\$19.85	\$21.51	\$27.55	\$34.98	\$37.92	\$41,297	\$44,739	\$57,308	\$72,761	\$78,874
49-3023	Automotive service technicians and mechanics	300	13.35	\$18.41	\$38,294	6.23	\$10.36	\$12.45	\$16.09	\$24.47	\$29.72	\$21,555	\$25,891	\$33,461	\$50,901	\$61,814
49-3031	Bus and truck mechanics and diesel engine specialists	80	17.69	\$21.89	\$45,529	2.46	\$16.60	\$18.95	\$21.47	\$24.19	\$28.54	\$34,522	\$39,408	\$44,659	\$50,307	\$59,358
49-3042	Mobile heavy equipment mechanics, except engines	180	16.17	\$21.13	\$43,960	3.35	\$14.33	\$17.60	\$21.19	\$25.22	\$27.95	\$29,808	\$36,610	\$44,080	\$52,462	\$58,139
49-3053	Outdoor power equipment and other small engine mechanics	30	33.52	\$19.12	\$39,764	11.14	\$12.86	\$14.04	\$19.95	\$23.11	\$26.45	\$26,742	\$29,207	\$41,496	\$48,077	\$55,011
49-3091	Bicycle repairers	70	38.87	\$10.17	\$21,149	8.14	\$7.15	\$8.09	\$9.99	\$12.01	\$13.94	\$14,867	\$16,825	\$20,774	\$24,987	\$28,994
49-9012	Control and valve installers and repairers, except mechanical door	10	20.63	\$26.59	\$55,299	3.82	\$20.60	\$24.53	\$27.32	\$29.91	\$31.74	\$42,847	\$51,027	\$56,826	\$62,210	\$66,025
49-9021	Heating, air conditioning, and refrigeration mechanics and installers	#	#	\$13.92	\$28,957	17.63	\$9.98	\$10.54	\$11.47	\$14.27	\$24.07	\$20,763	\$21,923	\$23,856	\$29,675	\$50,071
49-9041	Industrial machinery mechanics	40	26.15	\$26.07	\$54,224	2.62	\$16.72	\$18.75	\$26.90	\$32.12	\$36.21	\$34,783	\$39,006	\$55,947	\$66,809	\$75,309
49-9042	Maintenance and repair workers, general	1,510	8.82	\$16.30	\$33,906	3.28	\$10.48	\$12.66	\$15.87	\$19.11	\$22.67	\$21,793	\$26,336	\$33,014	\$39,753	\$47,148
49-9051	Electrical power-line installers and repairers	60	36.92	\$30.46	\$63,352	2.91	\$25.89	\$27.99	\$30.72	\$33.84	\$36.55	\$53,847	\$58,229	\$63,903	\$70,379	\$76,017
49-9094	Locksmiths and safe repairers	30	32.74	\$14.75	\$30,689	4.85	\$10.17	\$11.59	\$13.58	\$18.57	\$21.79	\$21,147	\$24,097	\$28,239	\$38,622	\$45,331
49-9098	Helpers--installation, maintenance, and repair workers	60	14.79	\$13.22	\$27,488	5.14	\$8.55	\$10.36	\$12.33	\$16.01	\$19.12	\$17,778	\$21,558	\$25,647	\$33,309	\$39,760
49-9099	Installation, maintenance, and repair workers, all other	80	41.63	\$18.85	\$39,210	13.73	\$12.13	\$13.30	\$15.37	\$26.07	\$29.03	\$25,230	\$27,667	\$31,978	\$54,235	\$60,382
51-0000	Production Occupations	1,680	10.71	\$17.49	\$36,390	4.61	\$9.59	\$11.42	\$15.85	\$22.31	\$28.93	\$19,946	\$23,746	\$32,973	\$46,414	\$60,185
51-1011	First-line supervisors/managers of production and operating workers	80	10.12	\$26.15	\$54,382	4.74	\$16.61	\$18.26	\$23.22	\$33.99	\$39.60	\$34,550	\$37,986	\$48,295	\$70,696	\$82,360
51-2041	Structural metal fabricators and fitters	40	26.05	\$21.49	\$44,709	13.41	\$16.34	\$17.57	\$19.17	\$22.32	\$33.13	\$33,982	\$36,555	\$39,876	\$46,427	\$68,911
51-2099	Assemblers and fabricators, all other	#	#	\$18.89	\$39,286	8.24	\$12.34	\$14.54	\$20.79	\$23.09	\$24.46	\$25,668	\$30,253	\$43,247	\$48,021	\$50,885
51-3011	Bakers	120	20.14	\$12.69	\$26,388	4.53	\$9.66	\$11.08	\$12.99	\$14.59	\$15.67	\$20,094	\$23,041	\$27,011	\$30,347	\$32,592
51-3021	Butchers and meat cutters	60	27.82	\$15.81	\$32,882	4.23	\$9.50	\$12.53	\$16.91	\$18.83	\$20.36	\$19,763	\$26,053	\$35,165	\$39,162	\$42,344
51-4121	Welders, cutters, solderers, and brazers	90	41.37	\$18.44	\$38,359	3.55	\$11.43	\$13.37	\$17.77	\$22.52	\$27.69	\$23,778	\$27,803	\$36,958	\$46,841	\$57,597
51-5023	Printing machine operators	30	23.31	\$17.70	\$36,826	7.42	\$10.04	\$14.77	\$17.59	\$19.71	\$23.09	\$20,878	\$30,723	\$36,596	\$40,995	\$48,024
51-6011	Laundry and dry-cleaning workers	240	13.1	\$11.29	\$23,483	6.07	\$8.06	\$9.14	\$10.94	\$13.14	\$15.46	\$16,757	\$19,011	\$22,758	\$27,333	\$32,157
51-6031	Sewing machine operators	#	#	\$10.70	\$22,263	4.52	\$8.50	\$9.75	\$10.80	\$11.79	\$12.37	\$17,685	\$20,273	\$22,473	\$24,528	\$25,728
51-7011	Cabinetmakers and bench carpenters	#	#	\$24.17	\$50,279	12.92	\$14.50	\$20.12	\$26.47	\$29.09	\$30.67	\$30,168	\$41,844	\$55,059	\$60,514	\$63,786

Data unavailable

Occupational Code	Occupational Title	Employment Estimate	Employment Percentage Relative Standard Error	Average Hourly Wage	Average Annual Wage	Wage Percentage Relative Standard Error	10th Percentile (Hourly)	25th Percentile (Hourly)	50th Percentile (Hourly)	75th Percentile (Hourly)	90th Percentile (Hourly)	10th Percentile (Annual)	25th Percentile (Annual)	50th Percentile (Annual)	75th Percentile (Annual)	90th Percentile (Annual)
51-7041	Sawing machine setters, operators, and tenders, wood	20	0.06	\$14.27	\$29,692	2.86	\$8.80	\$12.11	\$14.59	\$16.55	\$18.02	\$18,305	\$25,190	\$30,342	\$34,431	\$37,476
51-8013	Power plant operators	110	48.28	\$21.77	\$45,292	6.11	\$16.62	\$18.28	\$21.24	\$24.98	\$28.90	\$34,566	\$38,020	\$44,189	\$51,964	\$60,102
51-8021	Stationary engineers and boiler operators	#	#	\$25.89	\$53,857	2.79	\$19.47	\$22.15	\$26.32	\$30.15	\$33.65	\$40,497	\$46,079	\$54,741	\$62,716	\$69,989
51-8031	Water and liquid waste treatment plant and system operators	160	16.07	\$20.97	\$43,622	7.85	\$13.49	\$15.20	\$20.60	\$26.48	\$29.91	\$28,069	\$31,616	\$42,842	\$55,086	\$62,206
51-9061	Inspectors, testers, sorters, samplers, and weighers	10	20.69	\$17.89	\$37,215	7.28	\$10.29	\$13.25	\$19.98	\$22.25	\$23.75	\$21,394	\$27,564	\$41,562	\$46,272	\$49,406
51-9122	Painters, transportation equipment	10	44.74	\$28.81	\$59,927	16.82	\$19.54	\$21.01	\$23.68	\$38.13	\$44.38	\$40,638	\$43,700	\$49,248	\$79,312	\$92,313
51-9132	Photographic processing machine operators	30	0.07	\$11.17	\$23,243	2.12	\$9.26	\$10.12	\$11.14	\$12.37	\$13.77	\$19,256	\$21,050	\$23,179	\$25,731	\$28,639
51-9193	Cooling and freezing equipment operators and tenders	40	36.85	\$13.88	\$28,880	3.49	\$9.76	\$10.65	\$12.09	\$16.95	\$21.58	\$20,310	\$22,152	\$25,149	\$35,262	\$44,894
51-9198	Helpers--production workers	40	22.93	\$11.48	\$23,884	5.73	\$9.24	\$10.07	\$11.18	\$13.17	\$14.78	\$19,222	\$20,938	\$23,255	\$27,389	\$30,743
51-9199	Production workers, all other	60	20.36	\$21.12	\$43,923	5.87	\$19.20	\$20.26	\$21.63	\$23.05	\$24.12	\$39,946	\$42,145	\$44,992	\$47,937	\$50,170
53-0000	Transportation and Material Moving Occupations	3,660	8.35	\$15.60	\$32,448	3.45	\$7.71	\$10.76	\$14.42	\$19.00	\$24.99	\$16,036	\$22,375	\$29,983	\$39,524	\$51,974
53-1021	First-line supervisors/managers of helpers, laborers, and material movers, hand	30	28.5	\$20.00	\$41,607	7.49	\$12.90	\$14.15	\$16.94	\$23.92	\$34.87	\$26,822	\$29,425	\$35,239	\$49,758	\$72,530
53-1031	First-line supervisors/managers of transportation and material-moving machine and vehicle	100	8.33	\$30.35	\$63,119	6.07	\$17.16	\$21.02	\$25.68	\$37.12	\$55.87	\$35,684	\$43,721	\$53,425	\$77,207	\$116,219
53-2012	Commercial pilots	#	#	#	\$57,182	6.97	#	#	#	#	#	\$41,773	\$47,582	\$54,288	\$63,278	\$73,319
53-3021	Bus drivers, transit and intercity	200	2.01	\$15.14	\$31,502	2.68	\$11.20	\$12.90	\$14.89	\$17.45	\$19.27	\$23,294	\$26,841	\$30,978	\$36,298	\$40,074
53-3022	Bus drivers, school	#	#	\$14.53	\$30,222	1.65	\$9.86	\$11.44	\$14.18	\$17.62	\$20.62	\$20,499	\$23,790	\$29,485	\$36,656	\$42,886
53-3031	Driver/sales workers	280	47.5	\$9.67	\$20,120	12.3	\$6.91	\$7.01	\$7.19	\$12.78	\$16.49	\$14,378	\$14,572	\$14,951	\$26,579	\$34,305
53-3032	Truck drivers, heavy and tractor-trailer	560	13.57	\$17.29	\$35,953	4.77	\$7.67	\$14.58	\$17.85	\$20.81	\$24.12	\$15,957	\$30,320	\$37,133	\$43,286	\$50,169
53-3033	Truck drivers, light or delivery services	480	13.1	\$16.04	\$33,369	4.52	\$7.65	\$12.78	\$15.24	\$19.22	\$24.65	\$15,911	\$26,581	\$31,709	\$39,971	\$51,279
53-3041	Taxi drivers and chauffeurs	250	24.48	\$11.19	\$23,285	4.38	\$7.97	\$9.41	\$10.86	\$12.82	\$15.15	\$16,578	\$19,579	\$22,591	\$26,665	\$31,509
53-3099	Motor vehicle operators, all other	80	36.78	\$14.54	\$30,252	4.59	\$10.45	\$11.82	\$14.22	\$17.02	\$19.59	\$21,746	\$24,585	\$29,578	\$35,394	\$40,742
53-6021	Parking lot attendants	50	17.76	\$10.88	\$22,632	5.93	\$7.12	\$7.97	\$10.20	\$11.97	\$14.83	\$14,807	\$16,581	\$21,208	\$24,901	\$30,855
53-6099	Transportation workers, all other	#	#	\$13.74	\$28,579	15.05	\$9.57	\$10.40	\$12.82	\$17.39	\$19.09	\$19,895	\$21,625	\$26,670	\$36,169	\$39,698
53-7032	Excavating and loading machine and dragline operators	310	41.73	\$20.79	\$43,251	13.81	\$12.60	\$14.52	\$21.25	\$27.41	\$30.04	\$26,216	\$30,195	\$44,208	\$57,018	\$62,475
53-7051	Industrial truck and tractor operators	210	18.41	\$15.36	\$31,953	11.14	\$10.10	\$11.44	\$13.85	\$18.15	\$23.84	\$21,000	\$23,793	\$28,803	\$37,754	\$49,590
53-7061	Cleaners of vehicles and equipment	100	35.73	\$9.81	\$20,405	8.29	\$7.13	\$7.70	\$8.75	\$11.46	\$13.73	\$14,838	\$16,009	\$18,209	\$23,838	\$28,561
53-7062	Laborers and freight, stock, and material movers, hand	450	39.48	\$13.28	\$27,632	3.02	\$9.87	\$10.81	\$12.65	\$14.98	\$18.66	\$20,526	\$22,488	\$26,317	\$31,163	\$38,805
53-7064	Packers and packagers, hand	130	23.16	\$9.80	\$20,377	3.66	\$7.57	\$8.47	\$9.97	\$11.16	\$12.01	\$15,741	\$17,619	\$20,730	\$23,222	\$24,979
53-7081	Refuse and recyclable material collectors	60	37.63	\$17.74	\$36,899	3.73	\$12.96	\$15.71	\$18.52	\$20.66	\$21.99	\$26,948	\$32,676	\$38,517	\$42,977	\$45,745

Data unavailable

Occupational Code	Occupational Title	Employment Estimate	Employment Percentage Relative Standard Error	Average Hourly Wage	Average Annual Wage	Wage Percentage Relative Standard Error	10th Percentile (Hourly)	25th Percentile (Hourly)	50th Percentile (Hourly)	75th Percentile (Hourly)	90th Percentile (Hourly)	10th Percentile (Annual)	25th Percentile (Annual)	50th Percentile (Annual)	75th Percentile (Annual)	90th Percentile (Annual)
00-0000	Total All Occupations	20,370	1.67	\$16.48	\$34,280	3.49	\$7.31	\$9.34	\$14.02	\$21.05	\$28.73	\$15,206	\$19,430	\$29,165	\$43,775	\$59,764
11-0000	Management Occupations	670	5.52	\$32.37	\$67,323	2.38	\$16.13	\$22.26	\$30.10	\$40.09	\$50.75	\$33,552	\$46,293	\$62,607	\$83,385	\$105,551
11-1011	Chief executives	20	20.86	\$47.14	\$98,050	12.44	\$21.84	\$27.21	\$40.39	\$49.17	#	\$45,428	\$56,589	\$84,014	\$102,280	#
11-1021	General and operations managers	270	6.39	\$34.16	\$71,061	3.44	\$16.61	\$21.46	\$32.63	\$44.15	\$56.19	\$34,543	\$44,643	\$67,878	\$91,826	\$116,879
11-1031	Legislators	20	31.91	#	#	#	#	#	#	#	#	#	#	#	#	#
11-3011	Administrative services managers	10	0.28	\$31.42	\$65,344	2.27	\$20.90	\$25.42	\$30.59	\$40.13	\$45.53	\$43,468	\$52,882	\$63,619	\$83,464	\$94,701
11-3031	Financial managers	40	45.3	\$32.04	\$66,640	7.07	\$17.50	\$25.05	\$28.11	\$36.57	\$50.26	\$36,391	\$52,095	\$58,463	\$76,060	\$104,531
11-3051	Industrial production managers	10	4.12	\$34.54	\$71,845	3.34	\$26.01	\$32.30	\$35.45	\$38.66	\$42.28	\$54,100	\$67,190	\$73,737	\$80,409	\$87,940
11-9021	Construction managers	20	18.02	\$26.87	\$55,880	6.22	\$20.40	\$23.64	\$26.71	\$31.36	\$35.83	\$42,434	\$49,162	\$55,547	\$65,236	\$74,519
11-9032	Education administrators, elementary and secondary school	40	7.06	#	\$63,580	2.9	#	#	#	#	#	\$53,256	\$56,858	\$63,201	\$71,610	\$78,306
11-9051	Food service managers	20	21.72	\$25.66	\$53,371	6.17	\$16.29	\$18.78	\$25.64	\$32.27	\$37.24	\$33,887	\$39,058	\$53,324	\$67,117	\$77,453
11-9111	Medical and health services managers	40	31.65	\$31.23	\$64,955	2.52	\$18.02	\$24.22	\$30.36	\$37.46	\$45.13	\$37,491	\$50,374	\$63,141	\$77,914	\$93,874
11-9131	Postmasters and mail superintendents	20	0.09	\$27.21	\$56,589	2.36	\$18.25	\$23.84	\$27.75	\$31.52	\$36.16	\$37,960	\$49,595	\$57,720	\$65,553	\$75,205
11-9151	Social and community service managers	10	4.76	\$28.08	\$58,400	2.52	\$12.97	\$21.44	\$29.53	\$35.68	\$42.72	\$26,977	\$44,586	\$61,420	\$74,213	\$88,848
11-9199	Managers, all other	50	17.31	\$32.70	\$68,020	2.67	\$15.85	\$21.96	\$32.20	\$43.03	\$53.24	\$32,976	\$45,671	\$66,970	\$89,508	\$110,744
13-0000	Business and Financial Operations Occupations	550	8.67	\$26.03	\$54,150	6.02	\$12.99	\$16.72	\$23.28	\$30.25	\$40.54	\$27,025	\$34,788	\$48,414	\$62,924	\$84,322
13-1022	Wholesale and retail buyers, except farm products	20	49.95	\$16.73	\$34,801	8.87	\$12.87	\$14.19	\$16.64	\$18.84	\$20.50	\$26,778	\$29,506	\$34,615	\$39,193	\$42,645
13-1023	Purchasing agents, except wholesale, retail, and farm products	10	3.77	\$22.39	\$46,581	3.44	\$13.03	\$14.69	\$21.59	\$27.90	\$36.18	\$27,109	\$30,560	\$44,898	\$58,039	\$75,265
13-1041	Compliance officers, except agriculture, construction, health and safety, and transportation	20	14.79	\$23.13	\$48,120	4.54	\$9.36	\$19.48	\$22.95	\$27.72	\$34.63	\$19,478	\$40,522	\$47,731	\$57,655	\$72,028
13-1072	Compensation, benefits, and job analysis specialists	20	42.82	\$25.82	\$53,704	9.44	\$18.13	\$19.90	\$23.81	\$30.63	\$38.46	\$37,703	\$41,390	\$49,534	\$63,704	\$79,990
13-1073	Training and development specialists	20	35.51	\$26.09	\$54,261	2.68	\$12.26	\$18.51	\$30.06	\$34.30	\$36.83	\$25,496	\$38,508	\$62,516	\$71,350	\$76,605
13-1079	Human resources, training, and labor relations specialists, all other	10	0.18	#	#	#	#	#	#	#	#	#	#	#	#	#
13-1111	Management analysts	10	17.54	\$38.56	\$80,206	12.12	\$21.85	\$24.76	\$35.31	\$53.66	\$59.41	\$45,451	\$51,508	\$73,443	\$111,616	\$123,582
13-1199	Business operations specialists, all other	140	8.3	\$28.47	\$59,220	5.2	\$11.94	\$19.89	\$28.13	\$35.43	\$44.74	\$24,831	\$41,370	\$58,516	\$73,686	\$93,057
13-2011	Accountants and auditors	150	21.91	\$21.66	\$45,058	2.74	\$13.56	\$16.82	\$22.04	\$25.52	\$28.68	\$28,209	\$34,989	\$45,845	\$53,088	\$59,662
13-2021	Appraisers and assessors of real estate	30	13.9	\$18.59	\$38,671	5.36	\$12.88	\$15.48	\$18.30	\$21.92	\$24.10	\$26,795	\$32,199	\$38,067	\$45,587	\$50,133
13-2072	Loan officers	60	20.87	\$24.42	\$50,795	17.7	\$12.96	\$14.47	\$21.70	\$30.85	\$44.42	\$26,960	\$30,108	\$45,144	\$64,159	\$92,397
15-0000	Computer and Mathematical Occupations	110	19.56	\$25.77	\$53,602	3.55	\$12.14	\$14.60	\$26.34	\$33.84	\$41.82	\$25,261	\$30,365	\$54,782	\$70,388	\$86,990
15-1041	Computer support specialists	40	16.92	\$18.98	\$39,469	9.17	\$9.14	\$12.86	\$15.21	\$26.21	\$31.06	\$19,018	\$26,745	\$31,631	\$54,522	\$64,611

Data unavailable

Occupational Code	Occupational Title	Employment Estimate	Employment Percentage Relative Standard Error	Average Hourly Wage	Average Annual Wage	Wage Percentage Relative Standard Error	10th Percentile (Hourly)	25th Percentile (Hourly)	50th Percentile (Hourly)	75th Percentile (Hourly)	90th Percentile (Hourly)	10th Percentile (Annual)	25th Percentile (Annual)	50th Percentile (Annual)	75th Percentile (Annual)	90th Percentile (Annual)
15-1071	Network and computer systems administrators	10	15.73	\$28.78	\$59,864	8.01	\$19.62	\$24.39	\$27.39	\$32.00	\$42.38	\$40,814	\$50,728	\$56,976	\$66,565	\$88,160
15-1099	Computer specialists, all other	20	6.84	\$34.88	\$72,555	3.77	\$24.56	\$32.05	\$35.72	\$39.42	\$45.26	\$51,079	\$66,665	\$74,295	\$81,984	\$94,131
17-0000	Architecture and Engineering Occupations	180	14.23	\$30.51	\$63,453	7.49	\$17.49	\$21.31	\$25.95	\$37.14	\$44.50	\$36,369	\$44,322	\$53,981	\$77,253	\$92,568
17-2051	Civil engineers	20	30.94	\$53.09	\$110,436	21.84	\$25.73	\$28.41	\$36.46	#	#	\$53,514	\$59,096	\$75,841	#	#
17-2071	Electrical engineers	20	49.15	\$41.51	\$86,345	4.25	\$36.87	\$38.84	\$42.04	\$45.32	\$49.56	\$76,688	\$80,794	\$87,441	\$94,257	\$103,075
17-2141	Mechanical engineers	10	48.98	\$28.95	\$60,223	12.06	\$13.40	\$21.52	\$33.45	\$37.09	\$39.74	\$27,872	\$44,757	\$69,567	\$77,156	\$82,664
17-3013	Mechanical drafters	#	#	\$20.81	\$43,276	3.42	\$16.02	\$17.31	\$19.87	\$24.02	\$28.06	\$33,326	\$36,002	\$41,326	\$49,965	\$58,368
19-0000	Life, Physical, and Social Science Occupations	210	5.81	\$24.62	\$51,217	3.6	\$13.33	\$17.41	\$24.59	\$31.00	\$36.94	\$27,716	\$36,210	\$51,141	\$64,481	\$76,834
19-1031	Conservation scientists	10	17.13	\$29.64	\$61,656	2.28	\$18.58	\$25.13	\$30.24	\$35.62	\$38.70	\$38,638	\$52,264	\$62,901	\$74,096	\$80,499
19-3031	Clinical, counseling, and school psychologists	20	5.79	#	#	#	#	#	#	#	#	#	#	#	#	#
19-4091	Environmental science and protection technicians, including health	10	41.04	\$21.59	\$44,908	4.62	\$18.24	\$20.44	\$22.03	\$23.73	\$24.88	\$37,944	\$42,525	\$45,819	\$49,353	\$51,747
19-4093	Forest and conservation technicians	40	0.04	\$17.43	\$36,252	1.84	\$11.94	\$13.44	\$16.16	\$20.56	\$26.78	\$24,830	\$27,950	\$33,611	\$42,770	\$55,692
21-0000	Community and Social Services Occupations	550	21.81	\$19.07	\$39,673	4.16	\$10.88	\$13.28	\$17.01	\$25.16	\$30.19	\$22,624	\$27,624	\$35,386	\$52,326	\$62,794
21-1012	Educational, vocational, and school counselors	#	#	\$15.20	\$31,607	11.76	\$9.95	\$10.97	\$13.10	\$18.98	\$25.08	\$20,694	\$22,814	\$27,241	\$39,470	\$52,159
21-1014	Mental health counselors	#	#	\$15.36	\$31,953	5.31	\$11.42	\$13.02	\$14.48	\$15.81	\$20.92	\$23,752	\$27,076	\$30,118	\$32,889	\$43,508
21-1021	Child, family, and school social workers	60	39.28	\$18.18	\$37,810	5.15	\$11.77	\$15.09	\$17.51	\$21.15	\$24.75	\$24,481	\$31,389	\$36,424	\$44,000	\$51,471
21-1093	Social and human service assistants	30	22.56	\$12.15	\$25,280	2.1	\$8.14	\$9.04	\$11.15	\$14.10	\$17.46	\$16,924	\$18,810	\$23,200	\$29,323	\$36,317
21-1099	Community and social service specialists, all other	#	#	\$14.56	\$30,279	2.91	\$10.47	\$12.19	\$14.15	\$16.63	\$18.23	\$21,772	\$25,357	\$29,437	\$34,598	\$37,917
23-0000	Legal Occupations	110	12.83	\$29.12	\$60,574	8.6	\$12.93	\$16.34	\$23.63	\$35.63	\$56.04	\$26,899	\$33,989	\$49,154	\$74,101	\$116,569
23-1011	Lawyers	40	27.89	\$35.92	\$74,714	9.38	\$20.88	\$24.12	\$28.83	\$48.64	\$57.26	\$43,439	\$50,173	\$59,962	\$101,177	\$119,110
23-1023	Judges, magistrate judges, and magistrates	10	9.15	\$60.77	\$126,400	13.55	\$46.10	\$51.71	\$56.63	\$61.83	#	\$95,879	\$107,565	\$117,796	\$128,600	#
23-2011	Paralegals and legal assistants	40	21.27	\$18.56	\$38,615	6.2	\$12.71	\$14.10	\$16.54	\$24.64	\$28.55	\$26,432	\$29,323	\$34,399	\$51,247	\$59,375
23-2093	Title examiners, abstractors, and searchers	20	48.41	\$16.26	\$33,818	6.52	\$10.82	\$12.25	\$16.25	\$20.13	\$22.58	\$22,512	\$25,485	\$33,806	\$41,862	\$46,961
25-0000	Education, Training, and Library Occupations	1,440	7.34	\$17.23	\$35,845	3.5	\$8.32	\$11.67	\$16.61	\$21.89	\$27.74	\$17,307	\$24,272	\$34,544	\$45,524	\$57,690
25-2011	Preschool teachers, except special education	80	44.67	\$8.93	\$18,577	3.92	\$7.59	\$7.96	\$8.57	\$9.24	\$11.02	\$15,788	\$16,560	\$17,829	\$19,211	\$22,914
25-2012	Kindergarten teachers, except special education	30	9.85	#	\$41,100	2.08	#	#	#	#	#	\$29,468	\$34,756	\$40,084	\$47,076	\$56,335
25-2021	Elementary school teachers, except special education	270	6.59	#	\$41,818	3.86	#	#	#	#	#	\$29,678	\$34,678	\$40,741	\$48,925	\$57,350
25-2022	Middle school teachers, except special and vocational education	160	9.13	#	\$39,973	4	#	#	#	#	#	\$28,350	\$32,334	\$38,440	\$46,729	\$56,355
25-2031	Secondary school teachers, except special and vocational education	200	0.01	#	\$40,316	1.5	#	#	#	#	#	\$28,832	\$33,391	\$39,015	\$46,640	\$55,595

Occupational Code	Occupational Title	Employment Estimate	Employment Percentage Relative Standard Error	Average Hourly Wage	Average Annual Wage	Wage Percentage Relative Standard Error	10th Percentile (Hourly)	25th Percentile (Hourly)	50th Percentile (Hourly)	75th Percentile (Hourly)	90th Percentile (Hourly)	10th Percentile (Annual)	25th Percentile (Annual)	50th Percentile (Annual)	75th Percentile (Annual)	90th Percentile (Annual)
25-2032	Vocational education teachers, secondary school	20	0.08	#	\$45,932	2.41	#	#	#	#	#	\$35,408	\$39,347	\$44,824	\$52,875	\$60,291
25-2041	Special education teachers, preschool, kindergarten, and elementary school	30	0.05	#	\$45,343	2.07	#	#	#	#	#	\$32,269	\$37,207	\$45,658	\$53,871	\$60,807
25-2042	Special education teachers, middle school	20	0.09	#	\$39,928	2.31	#	#	#	#	#	\$31,954	\$34,712	\$38,929	\$45,476	\$50,733
25-2043	Special education teachers, secondary school	40	43.55	#	\$49,339	3.17	#	#	#	#	#	\$33,122	\$40,257	\$49,813	\$58,533	\$65,470
25-3021	Self-enrichment education teachers	#	#	\$13.59	\$28,267	7.02	\$12.04	\$12.51	\$13.30	\$14.09	\$14.56	\$25,041	\$26,026	\$27,667	\$29,308	\$30,293
25-3099	Teachers and instructors, all other	100	11.59	\$18.39	\$38,242	10.45	\$13.28	\$14.18	\$15.63	\$19.59	\$30.83	\$27,617	\$29,495	\$32,506	\$40,756	\$64,124
25-4021	Librarians	20	18.04	#	#	#	#	#	#	#	#	#	#	#	#	#
25-4031	Library technicians	40	13.13	\$12.65	\$26,304	3.02	\$8.74	\$10.02	\$11.94	\$14.36	\$18.68	\$18,186	\$20,832	\$24,832	\$29,861	\$38,858
25-9031	Instructional coordinators	#	#	\$30.52	\$63,482	10.15	\$17.94	\$25.89	\$31.34	\$36.52	\$42.27	\$37,306	\$53,851	\$65,185	\$75,971	\$87,915
25-9041	Teacher assistants	300	11.92	#	\$19,870	2.78	#	#	#	#	#	\$14,762	\$15,857	\$19,323	\$22,678	\$25,710
25-9099	Education, training, and library workers, all other	50	3.81	\$28.23	\$58,726	2.69	\$20.92	\$23.58	\$27.80	\$33.09	\$37.63	\$43,513	\$49,041	\$57,818	\$68,820	\$78,261
27-0000	Arts, Design, Entertainment, Sports, and Media Occupations	240	22.43	\$16.11	\$33,499	4.65	\$8.73	\$10.65	\$14.44	\$18.17	\$27.97	\$18,151	\$22,155	\$30,042	\$37,802	\$58,178
27-1023	Floral designers	10	33.94	\$9.93	\$20,649	7.87	\$7.48	\$8.33	\$9.34	\$11.28	\$14.03	\$15,560	\$17,337	\$19,422	\$23,466	\$29,179
27-1024	Graphic designers	10	27.91	\$19.70	\$40,980	9.38	\$13.28	\$14.76	\$19.55	\$22.36	\$24.65	\$27,632	\$30,701	\$40,668	\$46,506	\$51,277
27-3031	Public relations specialists	40	37.77	\$14.99	\$31,180	5.08	\$10.27	\$12.24	\$13.83	\$15.19	\$19.85	\$21,365	\$25,454	\$28,767	\$31,604	\$41,292
27-3041	Editors	10	35.19	\$15.44	\$32,106	8.38	\$12.53	\$13.37	\$14.78	\$18.02	\$22.03	\$26,056	\$27,812	\$30,738	\$37,486	\$45,819
27-3042	Technical writers	#	#	\$23.34	\$48,551	8.07	\$18.58	\$20.24	\$22.33	\$26.30	\$30.40	\$38,655	\$42,091	\$46,454	\$54,695	\$63,233
27-4021	Photographers	10	8.29	\$9.25	\$19,239	9.86	\$7.78	\$8.16	\$8.74	\$9.33	\$13.35	\$16,193	\$16,973	\$18,186	\$19,399	\$27,776
29-0000	Healthcare Practitioners and Technical Occupations	1,040	7.5	\$27.18	\$56,544	2.8	\$12.95	\$16.67	\$24.17	\$32.62	\$46.51	\$26,932	\$34,681	\$50,272	\$67,846	\$96,741
29-1021	Dentists, general	20	21.77	\$64.41	\$133,966	12.09	\$34.80	\$54.33	\$61.91	#	#	\$72,389	\$112,997	\$128,773	#	#
29-1051	Pharmacists	#	#	\$44.79	\$93,173	3.19	\$38.67	\$40.78	\$44.36	\$48.30	\$55.75	\$80,439	\$84,831	\$92,261	\$100,472	\$115,953
29-1062	Family and general practitioners	30	17.03	\$57.08	\$118,718	8.16	\$41.56	\$50.24	\$58.59	\$66.30	#	\$86,445	\$104,491	\$121,861	\$137,913	#
29-1071	Physician assistants	20	19.79	\$32.26	\$67,103	7.21	\$24.61	\$31.41	\$34.50	\$37.23	\$40.03	\$51,197	\$65,326	\$71,762	\$77,440	\$83,255
29-1111	Registered nurses	290	5.18	\$27.62	\$57,448	1.95	\$19.87	\$23.21	\$26.89	\$30.60	\$35.54	\$41,325	\$48,273	\$55,936	\$63,647	\$73,917
29-1122	Occupational therapists	10	7.47	\$27.06	\$56,284	2.69	\$20.51	\$22.02	\$25.17	\$32.92	\$35.85	\$42,659	\$45,802	\$52,356	\$68,468	\$74,576
29-1123	Physical therapists	10	14.6	\$30.18	\$62,770	4.85	\$21.60	\$26.78	\$30.37	\$34.01	\$38.95	\$44,929	\$55,712	\$63,161	\$70,737	\$81,025
29-1126	Respiratory therapists	10	33.36	\$23.00	\$47,831	5.66	\$17.00	\$19.67	\$22.89	\$27.06	\$29.86	\$35,369	\$40,905	\$47,619	\$56,291	\$62,115
29-1127	Speech-language pathologists	10	0.17	\$28.00	\$58,234	2.75	\$17.69	\$20.97	\$28.02	\$31.73	\$41.81	\$36,788	\$43,622	\$58,292	\$65,996	\$86,961
29-2021	Dental hygienists	40	8.59	\$28.64	\$59,570	5.12	\$13.51	\$26.78	\$31.33	\$34.56	\$36.88	\$28,110	\$55,709	\$65,160	\$71,893	\$76,711
29-2052	Pharmacy technicians	50	46.3	\$13.80	\$28,694	4.03	\$11.41	\$12.49	\$13.70	\$15.10	\$17.16	\$23,733	\$25,971	\$28,493	\$31,411	\$35,703

Data unavailable

Occupational Code	Occupational Title	Employment Estimate	Employment Percentage Relative Standard Error	Average Hourly Wage	Average Annual Wage	Wage Percentage Relative Standard Error	10th Percentile (Hourly)	25th Percentile (Hourly)	50th Percentile (Hourly)	75th Percentile (Hourly)	90th Percentile (Hourly)	10th Percentile (Annual)	25th Percentile (Annual)	50th Percentile (Annual)	75th Percentile (Annual)	90th Percentile (Annual)
29-2056	Veterinary technologists and technicians	20	31.46	\$13.02	\$27,073	4.6	\$9.80	\$10.66	\$12.14	\$14.75	\$18.46	\$20,375	\$22,172	\$25,244	\$30,680	\$38,393
29-2061	Licensed practical and licensed vocational nurses	150	14.61	\$17.98	\$37,398	2.13	\$13.28	\$15.34	\$17.50	\$20.18	\$24.27	\$27,614	\$31,906	\$36,391	\$41,975	\$50,492
29-2071	Medical records and health information technicians	40	12.58	\$17.51	\$36,425	8.23	\$9.42	\$13.33	\$16.52	\$22.34	\$26.47	\$19,600	\$27,725	\$34,362	\$46,477	\$55,057
31-0000	Healthcare Support Occupations	420	10.13	\$11.60	\$24,121	2.02	\$8.17	\$9.34	\$10.74	\$13.04	\$15.81	\$16,999	\$19,431	\$22,335	\$27,122	\$32,886
31-1012	Nursing aides, orderlies, and attendants	220	14.24	\$10.42	\$21,665	1.97	\$8.29	\$9.26	\$10.28	\$11.35	\$13.11	\$17,242	\$19,264	\$21,382	\$23,607	\$27,265
31-2021	Physical therapist assistants	10	26.46	\$17.16	\$35,697	3.2	\$14.56	\$15.63	\$17.21	\$19.28	\$21.41	\$30,290	\$32,503	\$35,791	\$40,101	\$44,533
31-9091	Dental assistants	40	6.82	\$15.68	\$32,616	9.66	\$10.20	\$11.58	\$14.32	\$18.80	\$24.02	\$21,217	\$24,090	\$29,794	\$39,097	\$49,968
31-9092	Medical assistants	#	#	\$12.07	\$25,115	10.84	\$8.13	\$9.48	\$12.30	\$14.29	\$16.34	\$16,904	\$19,718	\$25,592	\$29,731	\$33,989
31-9094	Medical transcriptionists	10	47.48	\$12.63	\$26,269	6.66	\$8.54	\$12.15	\$13.30	\$14.38	\$15.03	\$17,764	\$25,281	\$27,661	\$29,909	\$31,258
33-0000	Protective Service Occupations	2,260	2.36	\$21.92	\$45,586	1.99	\$15.91	\$17.72	\$21.39	\$26.55	\$29.96	\$33,087	\$36,849	\$44,496	\$55,232	\$62,308
33-1012	First-line supervisors/managers of police and detectives	10	8.84	\$33.85	\$70,407	4.52	\$18.81	\$29.11	\$35.16	\$40.70	\$45.54	\$39,135	\$60,548	\$73,125	\$84,647	\$94,719
33-3021	Detectives and criminal investigators	20	5.77	\$24.66	\$51,289	7.17	\$14.89	\$16.91	\$22.34	\$32.75	\$38.46	\$30,970	\$35,169	\$46,460	\$68,112	\$80,005
33-3051	Police and sheriff's patrol officers	90	6.77	\$19.49	\$40,530	3.5	\$13.12	\$14.87	\$18.23	\$22.68	\$28.15	\$27,283	\$30,923	\$37,911	\$47,182	\$58,552
33-9032	Security guards	30	35.3	\$11.05	\$22,989	8.84	\$7.43	\$8.60	\$10.59	\$11.97	\$17.14	\$15,453	\$17,879	\$22,029	\$24,907	\$35,660
33-9099	Protective service workers, all other	30	0.09	\$11.89	\$24,738	1.81	\$8.35	\$9.24	\$11.06	\$13.48	\$15.56	\$17,376	\$19,220	\$22,996	\$28,040	\$32,362
35-0000	Food Preparation and Serving-Related Occupations	2,130	3.92	\$8.93	\$18,579	2.11	\$6.95	\$7.10	\$7.50	\$9.32	\$12.09	\$14,455	\$14,766	\$15,602	\$19,391	\$25,145
35-1011	Chefs and head cooks	30	17.98	\$21.88	\$45,519	11.44	\$11.73	\$15.24	\$23.62	\$27.39	\$29.56	\$24,407	\$31,704	\$49,135	\$56,967	\$61,475
35-1012	First-line supervisors/managers of food preparation and serving workers	160	9.43	\$14.81	\$30,806	8.76	\$7.18	\$8.98	\$11.61	\$15.83	\$32.79	\$14,937	\$18,676	\$24,158	\$32,920	\$68,200
35-2011	Cooks, fast food	#	#	\$7.54	\$15,678	5.31	\$6.93	\$7.05	\$7.24	\$7.64	\$8.53	\$14,412	\$14,658	\$15,067	\$15,892	\$17,733
35-2012	Cooks, institution and cafeteria	60	12.22	\$8.89	\$18,490	1.72	\$7.06	\$7.47	\$8.39	\$9.70	\$11.85	\$14,691	\$15,546	\$17,450	\$20,177	\$24,656
35-2014	Cooks, restaurant	170	35.7	\$9.62	\$20,008	7.91	\$7.00	\$7.23	\$9.37	\$11.42	\$13.35	\$14,560	\$15,032	\$19,497	\$23,750	\$27,774
35-2015	Cooks, short order	30	34.88	\$12.26	\$25,506	7.78	\$7.35	\$9.18	\$12.47	\$15.49	\$17.16	\$15,282	\$19,094	\$25,936	\$32,221	\$35,691
35-2021	Food preparation workers	380	47.57	\$8.77	\$18,239	3.98	\$7.04	\$7.32	\$7.86	\$9.68	\$11.81	\$14,643	\$15,226	\$16,348	\$20,138	\$24,559
35-3011	Bartenders	70	18.73	\$7.94	\$16,518	4.1	\$6.96	\$7.12	\$7.45	\$8.38	\$10.20	\$14,476	\$14,817	\$15,497	\$17,431	\$21,214
35-3021	Combined food preparation and serving workers, including fast food	450	22.72	\$7.55	\$15,713	3.36	\$6.91	\$7.00	\$7.15	\$7.64	\$8.85	\$14,372	\$14,559	\$14,870	\$15,885	\$18,415
35-3022	Counter attendants, cafeteria, food concession, and coffee shop	#	#	\$8.47	\$17,622	6.37	\$7.11	\$7.41	\$7.88	\$8.98	\$11.10	\$14,798	\$15,419	\$16,385	\$18,685	\$23,093
35-3031	Waiters and waitresses	410	20.03	\$7.88	\$16,383	4.25	\$6.92	\$7.02	\$7.20	\$7.61	\$10.59	\$14,392	\$14,607	\$14,969	\$15,823	\$22,028
35-9011	Dining room and cafeteria attendants and bartender helpers	#	#	\$7.55	\$15,713	7.87	\$6.92	\$7.03	\$7.20	\$7.40	\$9.10	\$14,395	\$14,617	\$14,985	\$15,391	\$18,928

Data unavailable

Occupational Code	Occupational Title	Employment Estimate	Employment Percentage Relative Standard Error	Average Hourly Wage	Average Annual Wage	Wage Percentage Relative Standard Error	10th Percentile (Hourly)	25th Percentile (Hourly)	50th Percentile (Hourly)	75th Percentile (Hourly)	90th Percentile (Hourly)	10th Percentile (Annual)	25th Percentile (Annual)	50th Percentile (Annual)	75th Percentile (Annual)	90th Percentile (Annual)
35-9021	Dishwashers	90	22.92	\$8.06	\$16,775	3.2	\$7.01	\$7.24	\$7.73	\$8.75	\$9.76	\$14,573	\$15,058	\$16,088	\$18,206	\$20,295
35-9031	Hosts and hostesses, restaurant, lounge, and coffee shop	60	23.66	\$8.06	\$16,755	4.41	\$7.02	\$7.27	\$7.64	\$8.61	\$9.60	\$14,596	\$15,127	\$15,881	\$17,905	\$19,976
37-0000	Building and Grounds Cleaning and Maintenance Occupations	670	7.05	\$10.10	\$21,007	2.17	\$7.08	\$7.57	\$9.28	\$11.45	\$14.18	\$14,727	\$15,740	\$19,306	\$23,822	\$29,502
37-1011	First-line supervisors/managers of housekeeping and janitorial workers	20	3.58	\$17.93	\$37,287	5.76	\$10.52	\$11.77	\$15.13	\$24.25	\$28.69	\$21,888	\$24,487	\$31,477	\$50,432	\$59,674
37-2011	Janitors and cleaners, except maids and housekeeping cleaners	230	13.06	\$10.04	\$20,889	1.92	\$7.16	\$7.75	\$9.56	\$11.38	\$13.97	\$14,890	\$16,126	\$19,888	\$23,661	\$29,050
37-2012	Maids and housekeeping cleaners	250	11.66	\$8.45	\$17,585	2.81	\$6.98	\$7.17	\$7.92	\$9.44	\$11.06	\$14,514	\$14,912	\$16,481	\$19,634	\$23,005
37-3011	Landscaping and groundskeeping workers	150	24.79	\$11.10	\$23,087	3.41	\$7.63	\$9.03	\$11.02	\$12.57	\$14.78	\$15,866	\$18,777	\$22,926	\$26,144	\$30,742
39-0000	Personal Care and Service Occupations	800	6.28	\$9.61	\$19,999	3.36	\$7.11	\$7.47	\$8.53	\$10.42	\$13.23	\$14,792	\$15,539	\$17,735	\$21,669	\$27,514
39-1021	First-line supervisors/managers of personal service workers	60	44.1	\$13.73	\$28,561	4.24	\$8.63	\$10.91	\$13.99	\$15.74	\$17.84	\$17,956	\$22,693	\$29,105	\$32,749	\$37,112
39-2021	Nonfarm animal caretakers	40	27.75	\$7.94	\$16,516	4.58	\$6.95	\$7.09	\$7.40	\$8.70	\$10.01	\$14,446	\$14,742	\$15,393	\$18,097	\$20,811
39-3031	Ushers, lobby attendants, and ticket takers	20	34.19	\$8.09	\$16,831	6.2	\$6.96	\$7.14	\$7.70	\$8.68	\$10.47	\$14,485	\$14,841	\$16,026	\$18,052	\$21,786
39-9011	Child care workers	40	11.15	\$9.21	\$19,164	2.68	\$7.04	\$7.32	\$8.01	\$10.79	\$13.68	\$14,639	\$15,221	\$16,654	\$22,441	\$28,448
39-9021	Personal and home care aides	280	4.84	\$8.17	\$16,991	2.96	\$7.24	\$7.54	\$8.14	\$8.73	\$9.21	\$15,068	\$15,683	\$16,937	\$18,165	\$19,166
39-9031	Fitness trainers and aerobics instructors	20	30.83	\$12.59	\$26,183	11.67	\$7.04	\$7.40	\$12.79	\$15.37	\$21.89	\$14,637	\$15,396	\$26,597	\$31,966	\$45,523
39-9032	Recreation workers	160	39.36	\$10.97	\$22,818	10.26	\$7.12	\$7.87	\$8.83	\$9.86	\$22.52	\$14,813	\$16,380	\$18,364	\$20,514	\$46,845
41-0000	Sales and Related Occupations	2,020	4.65	\$12.30	\$25,576	3.5	\$7.08	\$7.48	\$9.81	\$14.36	\$19.36	\$14,734	\$15,554	\$20,414	\$29,877	\$40,268
41-1011	First-line supervisors/managers of retail sales workers	190	10.72	\$17.03	\$35,429	3.51	\$10.39	\$12.91	\$16.78	\$20.66	\$23.56	\$21,614	\$26,849	\$34,902	\$42,978	\$49,010
41-2011	Cashiers	710	7.09	\$8.36	\$17,394	2.24	\$6.96	\$7.14	\$7.48	\$8.82	\$11.18	\$14,486	\$14,844	\$15,558	\$18,351	\$23,263
41-2021	Counter and rental clerks	90	30.33	\$10.20	\$21,219	7.3	\$7.03	\$7.30	\$9.01	\$12.15	\$14.77	\$14,623	\$15,188	\$18,736	\$25,274	\$30,724
41-2022	Parts salespersons	60	33.16	\$13.57	\$28,228	7.97	\$7.59	\$10.00	\$12.93	\$17.19	\$18.91	\$15,781	\$20,805	\$26,885	\$35,766	\$39,329
41-2031	Retail salespersons	670	7	\$11.61	\$24,151	4.01	\$7.27	\$8.16	\$10.41	\$13.61	\$16.94	\$15,130	\$16,977	\$21,661	\$28,316	\$35,226
41-3011	Advertising sales agents	20	29.49	\$21.82	\$45,382	18.43	\$12.81	\$16.18	\$18.15	\$20.74	\$42.24	\$26,639	\$33,645	\$37,750	\$43,135	\$87,849
41-3031	Securities, commodities, and financial services sales agents	20	37.24	\$15.89	\$33,060	19.53	\$10.03	\$10.81	\$12.48	\$14.99	\$21.48	\$20,853	\$22,493	\$25,969	\$31,176	\$44,669
41-3099	Sales representatives, services, all other	40	27.47	\$17.48	\$36,357	5.03	\$10.70	\$13.28	\$16.02	\$18.24	\$28.09	\$22,264	\$27,615	\$33,326	\$37,945	\$58,421
41-4012	Sales representatives, wholesale and manufacturing, except technical and scientific products	120	16.97	\$24.20	\$50,328	7.14	\$11.00	\$14.43	\$20.24	\$33.24	\$39.17	\$22,880	\$30,008	\$42,093	\$69,134	\$81,472
41-9022	Real estate sales agents	#	#	\$18.81	\$39,129	11.39	\$15.56	\$16.24	\$17.38	\$18.57	\$27.63	\$32,360	\$33,780	\$36,147	\$38,629	\$57,463
41-9099	Sales and related workers, all other	#	#	\$9.84	\$20,474	9.91	\$7.14	\$7.81	\$10.31	\$11.45	\$12.13	\$14,858	\$16,254	\$21,448	\$23,816	\$25,237
43-0000	Office and Administrative Support Occupations	3,020	3.66	\$13.27	\$27,596	1.94	\$7.39	\$9.46	\$12.05	\$16.16	\$21.19	\$15,377	\$19,677	\$25,073	\$33,610	\$44,073

Data unavailable

Occupational Code	Occupational Title	Employment Estimate	Employment Percentage Relative Standard Error	Average Hourly Wage	Average Annual Wage	Wage Percentage Relative Standard Error	10th Percentile (Hourly)	25th Percentile (Hourly)	50th Percentile (Hourly)	75th Percentile (Hourly)	90th Percentile (Hourly)	10th Percentile (Annual)	25th Percentile (Annual)	50th Percentile (Annual)	75th Percentile (Annual)	90th Percentile (Annual)
43-1011	First-line supervisors/managers of office and administrative support workers	120	17.36	\$18.52	\$38,528	3.58	\$11.21	\$14.62	\$18.20	\$22.24	\$26.81	\$23,312	\$30,402	\$37,847	\$46,258	\$55,769
43-3021	Billing and posting clerks and machine operators	40	19.81	\$12.58	\$26,162	5.04	\$8.50	\$9.62	\$11.08	\$14.66	\$19.74	\$17,678	\$20,000	\$23,054	\$30,486	\$41,059
43-3031	Bookkeeping, accounting, and auditing clerks	330	10.02	\$13.32	\$27,697	2.74	\$7.43	\$10.35	\$12.92	\$15.58	\$19.17	\$15,463	\$21,537	\$26,883	\$32,397	\$39,875
43-3051	Payroll and timekeeping clerks	20	27.16	\$14.89	\$30,978	7.42	\$10.62	\$11.90	\$13.52	\$19.34	\$21.79	\$22,097	\$24,761	\$28,117	\$40,221	\$45,326
43-3071	Tellers	160	6.97	\$10.45	\$21,729	3.82	\$8.36	\$9.28	\$10.36	\$11.57	\$13.09	\$17,389	\$19,311	\$21,557	\$24,059	\$27,233
43-4051	Customer service representatives	70	19.8	\$14.83	\$30,839	6.99	\$7.95	\$10.40	\$12.42	\$18.21	\$26.69	\$16,529	\$21,624	\$25,833	\$37,881	\$55,525
43-4061	Eligibility interviewers, government programs	#	#	\$19.25	\$40,048	2.63	\$13.25	\$15.91	\$18.69	\$21.56	\$26.16	\$27,560	\$33,094	\$38,867	\$44,846	\$54,408
43-4071	File clerks	40	21.38	\$9.11	\$18,951	3.57	\$7.17	\$7.70	\$8.59	\$10.05	\$11.59	\$14,907	\$16,013	\$17,858	\$20,914	\$24,108
43-4081	Hotel, motel, and resort desk clerks	140	25	\$8.80	\$18,297	7	\$7.05	\$7.36	\$7.95	\$9.15	\$13.09	\$14,671	\$15,309	\$16,528	\$19,037	\$27,231
43-4131	Loan interviewers and clerks	20	24.96	\$13.92	\$28,944	5.43	\$10.67	\$12.04	\$13.25	\$14.43	\$16.83	\$22,201	\$25,039	\$27,550	\$30,024	\$35,008
43-4141	New accounts clerks	#	#	\$12.05	\$25,071	3.87	\$10.01	\$10.73	\$11.96	\$13.57	\$14.70	\$20,824	\$22,316	\$24,884	\$28,218	\$30,577
43-4151	Order clerks	10	17.7	\$10.91	\$22,694	2.21	\$8.28	\$9.28	\$10.31	\$11.44	\$14.82	\$17,224	\$19,294	\$21,436	\$23,804	\$30,817
43-4161	Human resources assistants, except payroll and timekeeping	30	39.65	\$16.13	\$33,559	4.35	\$9.95	\$11.64	\$13.44	\$17.21	\$31.02	\$20,691	\$24,206	\$27,949	\$35,795	\$64,520
43-4171	Receptionists and information clerks	190	13.93	\$10.46	\$21,763	3.44	\$7.15	\$7.74	\$10.36	\$12.52	\$14.26	\$14,882	\$16,106	\$21,558	\$26,049	\$29,651
43-4199	Information and record clerks, all other	50	0.07	\$18.36	\$38,185	2.11	\$10.24	\$12.52	\$17.43	\$24.87	\$28.54	\$21,305	\$26,045	\$36,261	\$51,721	\$59,367
43-5031	Police, fire, and ambulance dispatchers	40	32.72	\$13.76	\$28,616	5.99	\$10.23	\$11.04	\$13.06	\$16.48	\$17.87	\$21,285	\$22,971	\$27,173	\$34,281	\$37,172
43-5032	Dispatchers, except police, fire, and ambulance	20	39.25	\$14.07	\$29,259	12.53	\$8.19	\$9.17	\$12.14	\$19.19	\$21.67	\$17,042	\$19,066	\$25,249	\$39,907	\$45,069
43-5051	Postal service clerks	30	0.04	\$21.09	\$43,877	3.05	\$18.45	\$20.00	\$21.50	\$23.00	\$23.90	\$38,376	\$41,600	\$44,720	\$47,840	\$49,712
43-5052	Postal service mail carriers	60	0.02	\$21.01	\$43,704	2.37	\$16.26	\$18.58	\$21.16	\$23.47	\$26.29	\$33,828	\$38,653	\$44,011	\$48,809	\$54,678
43-5053	Postal service mail sorters, processors, and processing machine operators	20	0.06	\$17.36	\$36,117	3.08	\$10.29	\$11.46	\$19.69	\$22.09	\$23.54	\$21,394	\$23,846	\$40,950	\$45,955	\$48,958
43-5061	Production, planning, and expediting clerks	10	7.61	\$22.65	\$47,110	2.86	\$15.84	\$17.73	\$22.57	\$27.72	\$30.07	\$32,943	\$36,872	\$46,945	\$57,658	\$62,538
43-5071	Shipping, receiving, and traffic clerks	70	11.45	\$11.96	\$24,871	7.34	\$7.11	\$7.50	\$10.89	\$16.10	\$18.30	\$14,787	\$15,596	\$22,642	\$33,490	\$38,069
43-5081	Stock clerks and order fillers	200	10.46	\$10.65	\$22,142	3.55	\$7.02	\$7.69	\$9.99	\$12.62	\$15.53	\$14,610	\$15,992	\$20,781	\$26,256	\$32,313
43-6011	Executive secretaries and administrative assistants	260	7.45	\$18.32	\$38,112	2.61	\$12.65	\$14.81	\$17.55	\$20.95	\$24.33	\$26,308	\$30,803	\$36,513	\$43,568	\$50,596
43-6012	Legal secretaries	#	#	\$13.23	\$27,528	7.9	\$8.09	\$10.19	\$12.14	\$15.52	\$20.15	\$16,826	\$21,195	\$25,243	\$32,288	\$41,914
43-6013	Medical secretaries	60	24.42	\$13.13	\$27,320	7.54	\$8.69	\$10.44	\$12.85	\$14.67	\$19.44	\$18,075	\$21,713	\$26,732	\$30,520	\$40,442
43-6014	Secretaries, except legal, medical, and executive	370	8.16	\$12.48	\$25,954	2.49	\$7.63	\$9.87	\$11.84	\$14.65	\$18.00	\$15,868	\$20,527	\$24,628	\$30,482	\$37,438
43-9021	Data entry keyers	20	15.37	\$13.47	\$28,021	7.1	\$8.90	\$10.44	\$13.64	\$15.95	\$18.40	\$18,515	\$21,711	\$28,368	\$33,184	\$38,270
43-9061	Office clerks, general	380	15.3	\$11.01	\$22,906	3.72	\$7.10	\$8.01	\$10.39	\$12.42	\$16.68	\$14,760	\$16,665	\$21,606	\$25,832	\$34,700
45-0000	Farming, Fishing, and Forestry Occupations	30	20.52	\$9.36	\$19,466	9.17	\$6.98	\$7.18	\$7.55	\$10.02	\$14.05	\$14,525	\$14,940	\$15,703	\$20,837	\$29,223

Data unavailable

Occupational Code	Occupational Title	Employment Estimate	Employment Percentage Relative Standard Error	Average Hourly Wage	Average Annual Wage	Wage Percentage Relative Standard Error	10th Percentile (Hourly)	25th Percentile (Hourly)	50th Percentile (Hourly)	75th Percentile (Hourly)	90th Percentile (Hourly)	10th Percentile (Annual)	25th Percentile (Annual)	50th Percentile (Annual)	75th Percentile (Annual)	90th Percentile (Annual)
45-2092	Farmworkers and laborers, crop, nursery, and greenhouse	10	43.65	\$7.70	\$16,015	6.5	\$6.94	\$7.08	\$7.31	\$7.96	\$9.05	\$14,439	\$14,727	\$15,215	\$16,554	\$18,825
45-2093	Farmworkers, farm and ranch animals	10	24.03	\$9.68	\$20,124	8.4	\$7.18	\$7.58	\$8.85	\$11.59	\$13.88	\$14,929	\$15,776	\$18,406	\$24,115	\$28,867
47-0000	Construction and Extraction Occupations	1,440	5.04	\$16.58	\$34,487	2.38	\$10.38	\$12.53	\$15.39	\$19.84	\$24.59	\$21,589	\$26,063	\$32,019	\$41,266	\$51,141
47-1011	First-line supervisors/managers of construction trades and extraction workers	110	25.63	\$25.14	\$52,282	4	\$17.28	\$21.11	\$26.24	\$29.29	\$31.66	\$35,945	\$43,905	\$54,578	\$60,914	\$65,845
47-2031	Carpenters	190	24.06	\$17.15	\$35,667	5.2	\$12.73	\$14.31	\$16.80	\$19.44	\$22.15	\$26,488	\$29,768	\$34,944	\$40,429	\$46,077
47-2051	Cement masons and concrete finishers	#	#	\$12.86	\$26,750	6.96	\$8.42	\$10.14	\$12.97	\$15.65	\$17.56	\$17,503	\$21,082	\$26,987	\$32,544	\$36,522
47-2061	Construction laborers	210	15.73	\$13.56	\$28,196	3.13	\$9.43	\$11.15	\$13.05	\$15.79	\$18.25	\$19,624	\$23,192	\$27,137	\$32,851	\$37,967
47-2071	Paving, surfacing, and tamping equipment operators	60	37.97	\$17.44	\$36,282	5.47	\$12.30	\$13.65	\$17.59	\$21.57	\$23.26	\$25,586	\$28,399	\$36,582	\$44,859	\$48,372
47-2073	Operating engineers and other construction equipment operators	210	6.68	\$15.26	\$31,739	1.72	\$10.73	\$12.57	\$14.99	\$17.85	\$20.57	\$22,314	\$26,142	\$31,189	\$37,120	\$42,777
47-2111	Electricians	110	16.02	\$18.94	\$39,389	7.33	\$12.84	\$14.20	\$18.72	\$22.53	\$27.03	\$26,705	\$29,542	\$38,945	\$46,861	\$56,213
47-2141	Painters, construction and maintenance	30	10.71	\$14.68	\$30,535	4.1	\$8.17	\$10.04	\$15.62	\$17.54	\$20.97	\$17,002	\$20,874	\$32,499	\$36,482	\$43,623
47-2151	Pipelayers	20	38.37	\$15.01	\$31,228	6.7	\$12.75	\$13.40	\$14.48	\$15.70	\$20.37	\$26,527	\$27,877	\$30,126	\$32,658	\$42,371
47-2152	Plumbers, pipefitters, and steamfitters	70	48.16	\$18.99	\$39,508	13.59	\$10.85	\$12.37	\$18.54	\$25.04	\$28.11	\$22,577	\$25,735	\$38,569	\$52,084	\$58,479
47-2181	Roofers	50	30.16	\$13.15	\$27,353	14.46	\$9.13	\$10.05	\$11.32	\$14.45	\$20.94	\$18,984	\$20,901	\$23,542	\$30,055	\$43,553
47-3012	Helpers--carpenters	40	27.5	\$11.74	\$24,425	6.03	\$9.82	\$10.45	\$11.50	\$13.01	\$14.47	\$20,422	\$21,733	\$23,918	\$27,060	\$30,098
47-4011	Construction and building inspectors	30	31.01	\$16.19	\$33,682	5.31	\$10.55	\$11.69	\$14.55	\$18.74	\$26.07	\$21,934	\$24,320	\$30,257	\$38,972	\$54,224
47-4071	Septic tank servicers and sewer pipe cleaners	#	#	\$14.25	\$29,648	13.05	\$10.06	\$11.23	\$14.33	\$17.69	\$19.30	\$20,920	\$23,355	\$29,797	\$36,803	\$40,139
47-5021	Earth drillers, except oil and gas	20	32.17	\$28.18	\$58,622	16.56	\$13.89	\$23.64	\$32.18	\$35.71	\$37.84	\$28,887	\$49,164	\$66,932	\$74,286	\$78,698
49-0000	Installation, Maintenance, and Repair Occupations	870	7.27	\$18.99	\$39,496	4.07	\$9.37	\$12.71	\$19.19	\$25.31	\$29.47	\$19,480	\$26,441	\$39,906	\$52,635	\$61,296
49-1011	First-line supervisors/managers of mechanics, installers, and repairers	250	0.99	\$24.87	\$51,732	3.07	\$20.16	\$21.83	\$24.65	\$28.31	\$30.56	\$41,924	\$45,397	\$51,272	\$58,891	\$63,560
49-2022	Telecommunications equipment installers and repairers, except line installers	50	28	\$27.34	\$56,857	4.8	\$23.22	\$25.60	\$27.67	\$30.10	\$33.44	\$48,288	\$53,241	\$57,546	\$62,603	\$69,550
49-3023	Automotive service technicians and mechanics	110	15.1	\$16.17	\$33,635	4.19	\$11.19	\$13.14	\$15.82	\$18.97	\$22.27	\$23,271	\$27,323	\$32,909	\$39,453	\$46,324
49-3031	Bus and truck mechanics and diesel engine specialists	30	21.75	\$15.06	\$31,324	4.59	\$10.19	\$11.78	\$13.86	\$19.41	\$21.67	\$21,195	\$24,496	\$28,829	\$40,370	\$45,083
49-3042	Mobile heavy equipment mechanics, except engines	40	38.1	\$16.05	\$33,393	3.04	\$12.95	\$14.31	\$15.66	\$17.70	\$20.51	\$26,926	\$29,756	\$32,568	\$36,826	\$42,668
49-3093	Tire repairers and changers	40	25.41	\$10.50	\$21,848	7.85	\$7.73	\$8.99	\$10.32	\$11.92	\$13.76	\$16,069	\$18,693	\$21,465	\$24,785	\$28,619
49-9012	Control and valve installers and repairers, except mechanical door	#	#	\$28.19	\$58,638	3.85	\$25.49	\$26.59	\$28.42	\$30.11	\$31.21	\$53,029	\$55,312	\$59,118	\$62,626	\$64,922
49-9021	Heating, air conditioning, and refrigeration mechanics and installers	#	#	\$16.85	\$35,043	5.09	\$11.98	\$12.94	\$18.04	\$20.56	\$22.05	\$24,911	\$26,917	\$37,532	\$42,757	\$45,858

Data unavailable

Occupational Code	Occupational Title	Employment Estimate	Employment Percentage Relative Standard Error	Average Hourly Wage	Average Annual Wage	Wage Percentage Relative Standard Error	10th Percentile (Hourly)	25th Percentile (Hourly)	50th Percentile (Hourly)	75th Percentile (Hourly)	90th Percentile (Hourly)	10th Percentile (Annual)	25th Percentile (Annual)	50th Percentile (Annual)	75th Percentile (Annual)	90th Percentile (Annual)
49-9041	Industrial machinery mechanics	10	10.47	\$16.96	\$35,282	5.53	\$12.13	\$15.14	\$17.27	\$19.33	\$21.71	\$25,220	\$31,499	\$35,922	\$40,198	\$45,158
49-9042	Maintenance and repair workers, general	140	17.32	\$13.68	\$28,446	3.28	\$7.99	\$9.74	\$13.16	\$16.42	\$21.03	\$16,627	\$20,253	\$27,377	\$34,161	\$43,746
49-9098	Helpers--installation, maintenance, and repair workers	#	#	\$8.31	\$17,292	7.22	\$7.20	\$7.52	\$8.08	\$8.64	\$10.38	\$14,970	\$15,650	\$16,814	\$17,979	\$21,587
49-9099	Installation, maintenance, and repair workers, all other	50	26.81	\$11.55	\$24,031	6.96	\$7.44	\$8.90	\$10.95	\$14.11	\$16.79	\$15,479	\$18,506	\$22,774	\$29,341	\$34,923
51-0000	Production Occupations	760	10.78	\$15.20	\$31,617	2.83	\$7.95	\$10.06	\$13.75	\$18.44	\$25.51	\$16,528	\$20,923	\$28,603	\$38,361	\$53,054
51-1011	First-line supervisors/managers of production and operating workers	100	4.38	\$25.54	\$53,116	3.54	\$17.28	\$20.30	\$24.66	\$28.16	\$30.52	\$35,946	\$42,232	\$51,293	\$58,574	\$63,477
51-2092	Team assemblers	60	18.79	\$13.10	\$27,246	11.64	\$7.51	\$9.43	\$14.49	\$16.41	\$17.61	\$15,619	\$19,606	\$30,133	\$34,124	\$36,624
51-3011	Bakers	#	#	\$12.92	\$26,883	6.74	\$8.01	\$9.01	\$13.28	\$16.55	\$18.45	\$16,668	\$18,732	\$27,625	\$34,431	\$38,379
51-3021	Butchers and meat cutters	#	#	\$11.18	\$23,259	5.42	\$8.12	\$9.72	\$11.04	\$12.29	\$14.91	\$16,882	\$20,213	\$22,968	\$25,572	\$31,015
51-4041	Machinists	40	28.24	\$17.05	\$35,459	6.21	\$11.93	\$14.31	\$17.09	\$18.96	\$22.14	\$24,817	\$29,774	\$35,549	\$39,439	\$46,059
51-4121	Welders, cutters, solderers, and brazers	80	19.64	\$16.13	\$33,560	4.47	\$9.98	\$14.53	\$16.69	\$18.53	\$21.07	\$20,750	\$30,227	\$34,721	\$38,543	\$43,829
51-5022	Prepress technicians and workers	20	38.62	\$11.60	\$24,128	5.85	\$9.74	\$10.47	\$11.68	\$13.31	\$14.62	\$20,269	\$21,779	\$24,297	\$27,692	\$30,416
51-6011	Laundry and dry-cleaning workers	60	33.6	\$8.63	\$17,957	4.8	\$6.93	\$7.06	\$7.93	\$9.80	\$11.20	\$14,421	\$14,680	\$16,498	\$20,387	\$23,306
51-7011	Cabinetmakers and bench carpenters	#	#	\$15.21	\$31,628	4.79	\$10.62	\$12.03	\$14.95	\$17.54	\$21.50	\$22,090	\$25,018	\$31,089	\$36,488	\$44,727
51-8031	Water and liquid waste treatment plant and system operators	30	26.95	\$20.78	\$43,220	9.77	\$12.75	\$15.31	\$20.54	\$27.02	\$29.96	\$26,518	\$31,853	\$42,717	\$56,208	\$62,308
51-8099	Plant and system operators, all other	#	#	\$19.85	\$41,291	5.14	\$9.55	\$12.44	\$21.12	\$27.33	\$29.53	\$19,858	\$25,885	\$43,926	\$56,849	\$61,428
51-9071	Jewelers and precious stone and metal workers	#	#	\$11.64	\$24,207	12.57	\$8.48	\$9.53	\$10.81	\$12.08	\$19.41	\$17,628	\$19,829	\$22,489	\$25,131	\$40,368
51-9195	Molders, shapers, and casters, except metal and plastic	30	30.53	\$11.04	\$22,960	4.08	\$7.98	\$9.06	\$10.65	\$12.66	\$14.09	\$16,594	\$18,846	\$22,153	\$26,336	\$29,308
53-0000	Transportation and Material Moving Occupations	860	6.85	\$13.00	\$27,044	2.68	\$7.48	\$9.68	\$12.41	\$15.32	\$19.58	\$15,564	\$20,137	\$25,809	\$31,870	\$40,722
53-1031	First-line supervisors/managers of transportation and material-moving machine and vehicle	20	14.06	\$20.61	\$42,874	11.83	\$9.76	\$10.87	\$17.07	\$27.10	\$30.74	\$20,293	\$22,620	\$35,495	\$56,364	\$63,935
53-3022	Bus drivers, school	70	2.72	\$12.69	\$26,397	2.95	\$9.35	\$10.65	\$12.67	\$14.50	\$16.91	\$19,453	\$22,144	\$26,362	\$30,163	\$35,174
53-3031	Driver/sales workers	60	36.06	\$13.15	\$27,352	11.2	\$7.30	\$9.83	\$12.15	\$15.03	\$18.90	\$15,178	\$20,449	\$25,262	\$31,254	\$39,319
53-3032	Truck drivers, heavy and tractor-trailer	260	17.36	\$13.74	\$28,574	3.78	\$10.39	\$12.05	\$13.56	\$15.12	\$17.83	\$21,614	\$25,066	\$28,209	\$31,454	\$37,078
53-3033	Truck drivers, light or delivery services	140	11.35	\$14.01	\$29,145	8.85	\$7.49	\$8.80	\$13.01	\$19.62	\$21.52	\$15,572	\$18,304	\$27,069	\$40,818	\$44,764
53-6031	Service station attendants	20	31.21	\$10.03	\$20,861	7.3	\$6.98	\$7.28	\$8.53	\$12.99	\$15.01	\$14,519	\$15,141	\$17,746	\$27,027	\$31,213
53-7051	Industrial truck and tractor operators	60	18.5	\$12.76	\$26,545	6.81	\$7.89	\$10.07	\$12.84	\$14.96	\$18.25	\$16,412	\$20,948	\$26,712	\$31,126	\$37,964
53-7061	Cleaners of vehicles and equipment	10	41.8	\$8.47	\$17,624	3.73	\$7.24	\$7.73	\$8.41	\$9.18	\$10.30	\$15,052	\$16,082	\$17,492	\$19,090	\$21,416
53-7062	Laborers and freight, stock, and material movers, hand	120	10.91	\$11.14	\$23,180	3.95	\$7.72	\$9.17	\$10.27	\$11.45	\$17.34	\$16,051	\$19,074	\$21,363	\$23,811	\$36,064
53-7064	Packers and packagers, hand	50	13.03	\$7.89	\$16,405	4.34	\$6.92	\$7.02	\$7.24	\$8.08	\$9.73	\$14,387	\$14,596	\$15,064	\$16,799	\$20,239

Data unavailable