



# Occupational Employment Statistics



## Wage Survey

May 2006



# Colorado Occupational Employment Statistics Wage Survey

## Table of Contents

<b>Introduction</b> .....	3	Survey Sample .....	61
<b>Highlights</b> .....	4	Concepts .....	62
<b>Statewide Overview</b> .....	5	Estimation Methodology .....	63
<b>OES Regional Map</b> .....	18	<b>Definitions</b> .....	64
<b>Regional Overview</b> .....	19	<b>Colorado Regions: MSA and BOS Areas/Codes</b> ..	65
Boulder MSA .....	28	<b>Hourly and Annual OES Wages</b> .....	66
Colorado Springs MSA .....	31	Table 23 - Colorado Statewide .....	66
Denver-Aurora MSA .....	34	Table 24 - Boulder MSA .....	92
Ft. Collins-Loveland MSA .....	37	Table 25 - Colorado Springs MSA .....	107
Grand Junction MSA .....	40	Table 26 - Denver-Aurora MSA .....	124
Greeley MSA .....	43	Table 27 - Ft. Collins-Loveland MSA .....	147
Pueblo MSA .....	46	Table 28 - Grand Junction MSA .....	161
Eastern & Southern Region .....	49	Table 29 - Greeley MSA .....	171
Western Region .....	52	Table 30 - Pueblo MSA .....	183
North Central Region .....	55	Table 31 - Eastern & Southern Region .....	192
Central Region .....	58	Table 32 - Western Region .....	204
<b>Technical Notes and Methodology</b> .....	61	Table 33 - North Central Region .....	219
Occupational Coding System .....	61	Table 34 - Central Region .....	230
Industry Coding System .....	61		



**State of Colorado**  
Bill Ritter, Jr., *Governor*

**Colorado Department of Labor & Employment**  
Donald J. Mares, *Executive Director*  
Gary Estenson, *Deputy Executive Director*

**Labor Market Information**  
Alexandra E. Hall, *Director*  
Chief Economist, CDLE

This report is a product of the Colorado Department of Labor and Employment's Labor Market Information Occupational Employment Statistics (OES) Section.

Overviews, tables and charts: Barbara Wills, with additional charts by Veronica Kenkel  
Graphical presentation: Martha Cooper

Material in this publication is in the public domain and, with appropriate source credit, may be reproduced without permission. Please reference:

*Source: Colorado Department of Labor and Employment, Labor Market Information.*

Any comments, suggestions, and questions regarding content and format are welcome and may be addressed to:

**Colorado Department of Labor & Employment**  
**Labor Market Information, Occupational Employment Statistics**

**(303) 318-8879**  
**633 17th St., Suite 600**  
**Denver, CO 80202-3660**

**Email: [oescolorado@idcf.bls.gov](mailto:oescolorado@idcf.bls.gov)**  
**[www.coworkforce.com/lmigateway](http://www.coworkforce.com/lmigateway)**  
– click on *Income & Wages*  
– and then on *Occupational Wages*

***The Colorado Occupational Employment Statistics Staff:***

**Don Pendroy**  
**Janelle Cobb**  
**Ryan Gedney**  
**Veronica Kenkel**  
**Victor Salazar**  
**Robert Sherry**  
**Barbara Wills**

Thanks to the staff members listed above for their hard work in collecting the data. A special *Thank You!* to all of the Colorado employers that provided data to us, and whose participation made this Colorado Wage Survey possible. The Colorado Wage Survey and our other LMI data are available free on our website to all.

**[www.coworkforce.com/lmigateway](http://www.coworkforce.com/lmigateway)**

## *Introduction*


# **Colorado Occupational Employment Statistics (OES)**

May 2006

The Occupational Employment Statistics (OES) program is a federal-state cooperative program that provides estimates of employment and hourly and annual wages for 802 non-military detailed occupations in 22 major occupational groups. In Colorado, 3,791 businesses were initially surveyed beginning in May of 2006. After adjustments, 2,726 businesses provided information on the job titles and wages of their employees. A detailed description of methodological aspects of the OES program can be found in the **Technical Notes and Methodology** section of this publication.

This section will briefly describe cross-industry occupational employment and wage dynamics in statewide Colorado and its sub-State areas. Several tables and charts are also provided to clearly depict the statistics. Industry-specific wage tables are also provided.





## Highlights

- **The list of 20 top-earning occupations in Colorado is dominated by health-related occupations, while half of the lowest-earning 20 occupations are in food preparation and serving.** See *Table 6 on page 14.*
- **Colorado's average hourly wage (\$19.93) is more than a dollar higher than the national average (\$18.84).**
- **The average hourly wage in 2006 was more than 50 cents higher than the average hourly wage in 2005.** See *Table 3 on page 10.*
- **There are more Coloradans working as retail salespersons than in any other occupation.** See *Table 5 on page 13.*
- **The retail trade, health care and social assistance, and accommodation and food services industries employ the most people among the 20 industry groups surveyed, accounting for nearly 30 percent of total employment.** See *Table 2 on page 9.*
- **Where you work matters:** The Boulder Metropolitan Statistical Area has the highest average and median wages in Colorado, while the Eastern and Southern Colorado Balance of State Area has the lowest average and median wages. See *Table 9 on page 20.*





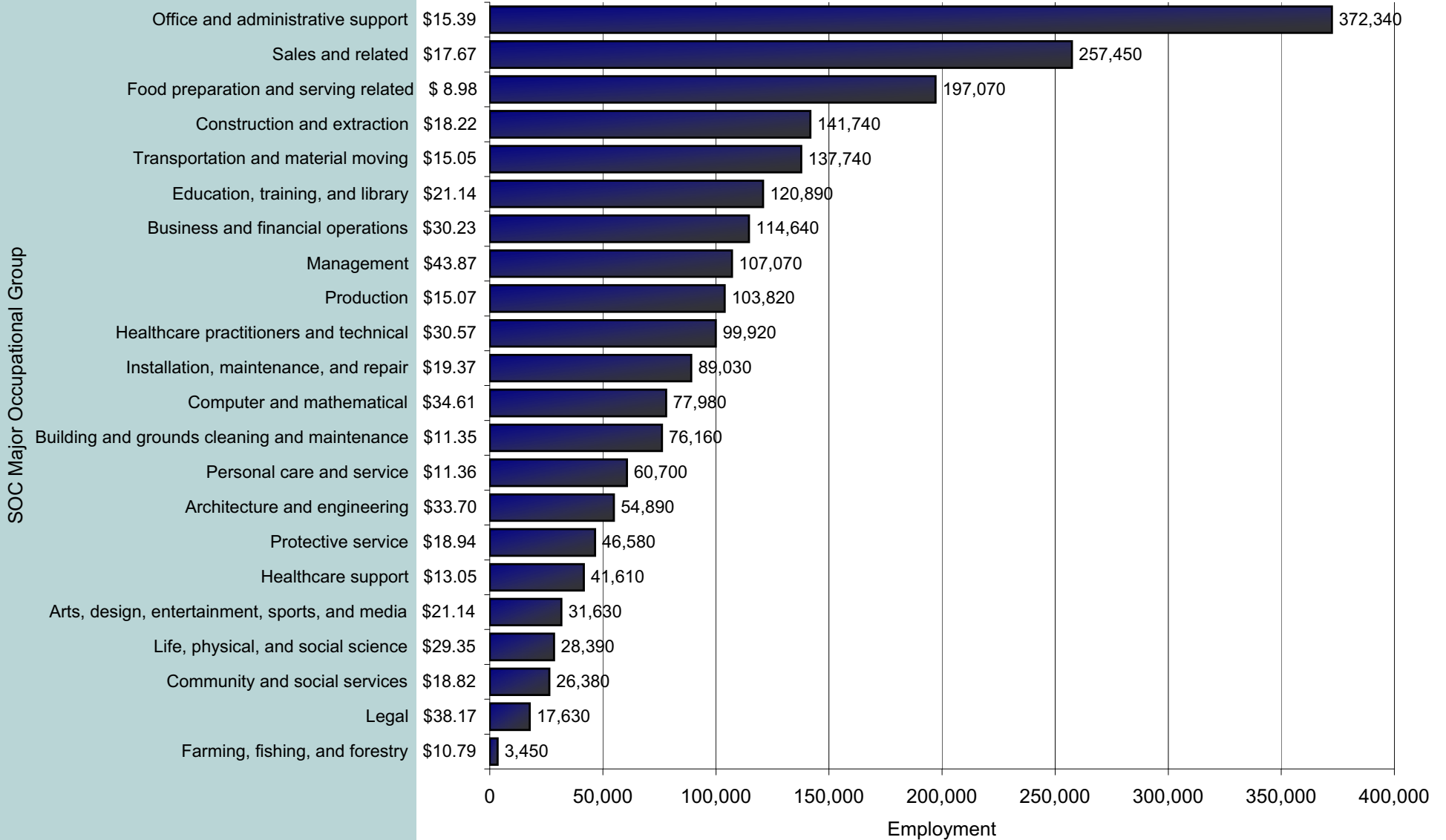
## Employment Distribution by Occupation

Total covered nonfarm wage and salary employment in Colorado was greater than 2.2 million in May 2006, an increase of 55,600 compared to May 2005. Table 1 and Figure 1 show the distribution of employment and list average hourly wages among major occupational groups. Over 50 percent of total employment falls into just five major occupational groups: **office and administrative support, sales and related, food preparation and serving-related, construction and extraction, and transportation and material moving**. The average wage of each of these five groups is lower than the average wage across all occupational groups.

**Table 1: Employment Distribution and Average Hourly Wage in Major Occupational Groups (Colorado, May 2006)**

SOC Major Occupational Group	Average Hourly Wage	Employment	Percent of Total Employment
<b>All Occupations</b>	\$19.93	2,207,120	100.0%
Office and administrative support	\$15.39	372,340	16.9%
Sales and related	\$17.67	257,450	11.7%
Food preparation and serving related	\$8.98	197,070	8.9%
Construction and extraction	\$18.22	141,740	6.4%
Transportation and material moving	\$15.05	137,740	6.2%
Education, training, and library	\$21.14	120,890	5.5%
Business and financial operations	\$30.23	114,640	5.2%
Management	\$43.87	107,070	4.9%
Production	\$15.07	103,820	4.7%
Healthcare practitioners and technical	\$30.57	99,920	4.5%
Installation, maintenance, and repair	\$19.37	89,030	4.0%
Computer and mathematical	\$34.61	77,980	3.5%
Building and grounds cleaning and maintenance	\$11.35	76,160	3.5%
Personal care and service	\$11.36	60,700	2.8%
Architecture and engineering	\$33.70	54,890	2.5%
Protective service	\$18.94	46,580	2.1%
Healthcare support	\$13.05	41,610	1.9%
Arts, design, entertainment, sports, and media	\$21.14	31,630	1.4%
Life, physical, and social science	\$29.35	28,390	1.3%
Community and social services	\$18.82	26,380	1.2%
Legal	\$38.17	17,630	0.8%
Farming, fishing, and forestry	\$10.79	3,450	0.2%

**Figure 1: Employment Distribution and Average Hourly Wage  
in Major Occupational Groups  
(Colorado, May 2006)**

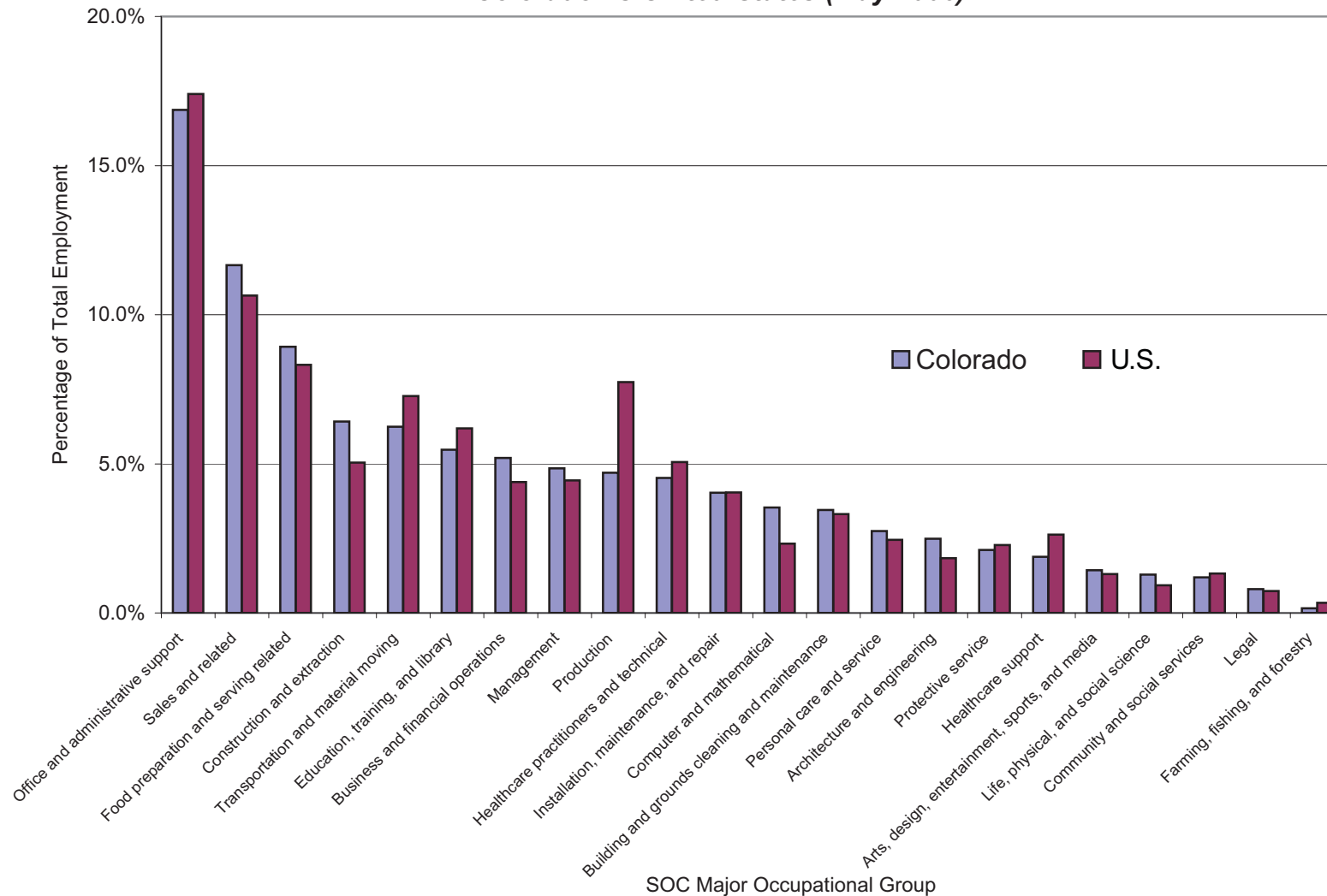


## Occupational Employment Distribution in Colorado and the U.S.

The distribution of employment among major occupational groups in Colorado and the U.S. is shown in Figure 2. With the exception of **production** occupations, which account for 7.7 percent of occupational employment nationwide but for only

4.7 percent in Colorado, differences between the state and the country as a whole were unexceptional. Colorado had slightly higher proportions of employment in **construction and extraction** (6.4 percent versus 5.0 percent nationwide) and in **sales and related** occupations (11.7 percent versus 10.6 percent nationwide) and a slightly lower proportion of employment in **transportation and material moving** occupations (6.2 percent versus 7.3 percent nationwide). All other occupational groups differed by less than one percentage point.

**Figure 2: Employment Distribution in Major Occupational Groups,  
Colorado vs United States (May 2006)**

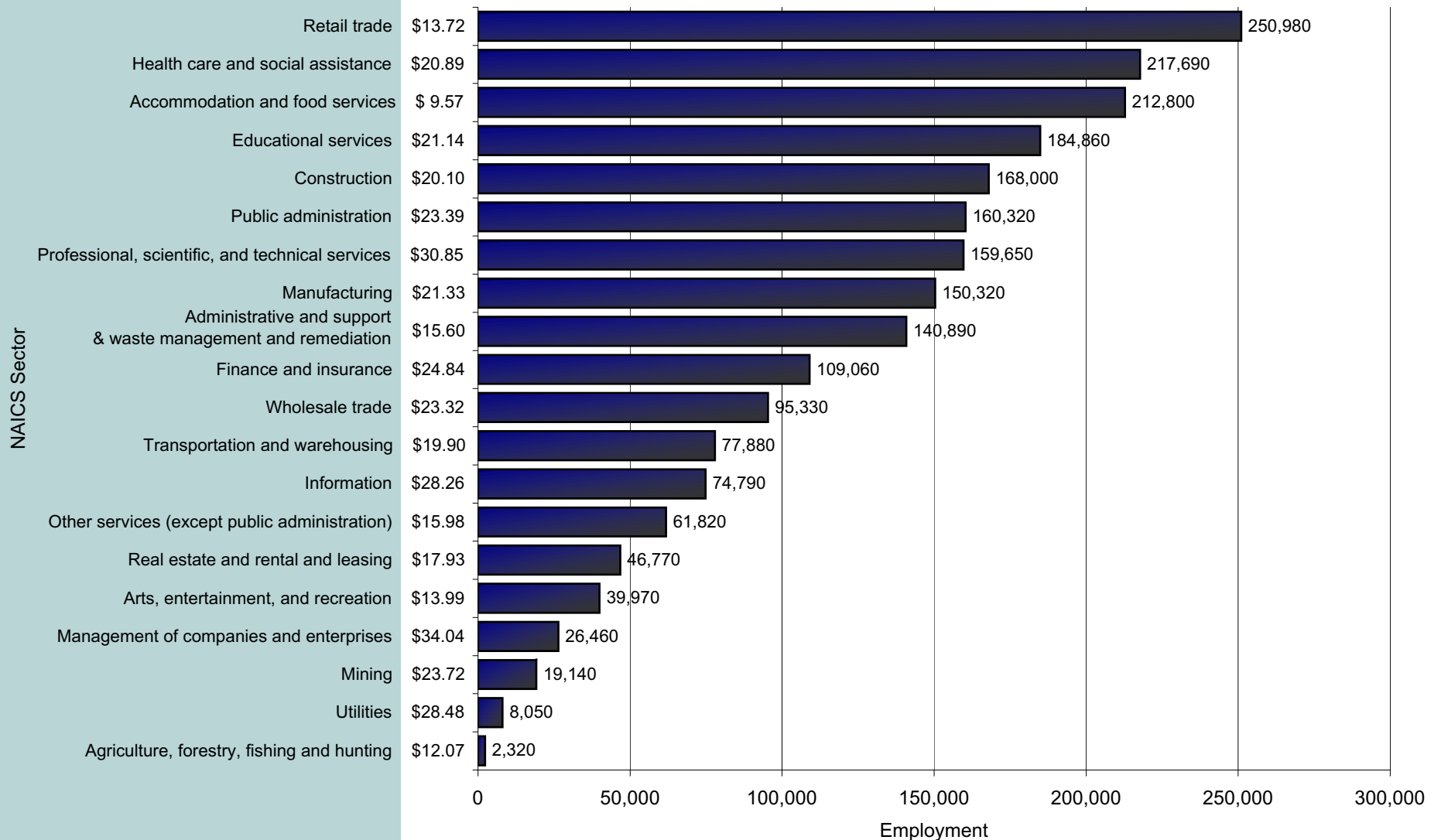


## Employment Distribution by Industry

As shown in Table 2 and Figure 3, three industries account for more than 30 percent of employment in Colorado, with more than 200,000 workers each: **retail trade**, **health care and social assistance**, and **accommodation and food services**. On

the other end of the scale, the six smallest industries are **real estate and rental and leasing**; **arts, entertainment, and recreation**; **management of companies and enterprises**; **mining**; **utilities**; and **agriculture, forestry, fishing, and hunting**. These employ less than 50,000 workers each and, when combined, they account for less than seven percent of total employment.

**Figure 3: Employment Distribution and Average Hourly Wage in Major Industry Groups (Colorado, May 2006)**





**Table 2: Employment Distribution and Average Hourly Wage in Major Industry Groups (Colorado, May 2006)**

NAICS Sector	Average Hourly Wage	Employment	% of Total
All Industries	\$19.93	2,207,120	100.0%
Retail trade	\$13.72	250,980	11.4%
Health care and social assistance	\$20.89	217,690	9.9%
Accommodation and food services	\$9.57	212,800	9.6%
Educational services	\$21.14	184,860	8.4%
Construction	\$20.10	168,000	7.6%
Public administration	\$23.39	160,320	7.3%
Professional, scientific, and technical services	\$30.85	159,650	7.2%
Manufacturing	\$21.33	150,320	6.8%
Administrative and support and waste management and remediation services	\$15.60	140,890	6.4%
Finance and insurance	\$24.84	109,060	4.9%
Wholesale trade	\$23.32	95,330	4.3%
Transportation and warehousing	\$19.90	77,880	3.5%
Information	\$28.26	74,790	3.4%
Other services (except public administration)	\$15.98	61,820	2.8%
Real estate and rental and leasing	\$17.93	46,770	2.1%
Arts, entertainment, and recreation	\$13.99	39,970	1.8%
Management of companies and enterprises	\$34.04	26,460	1.2%
Mining	\$23.72	19,140	0.9%
Utilities	\$28.48	8,050	0.4%
Agriculture, forestry, fishing and hunting	\$12.07	2,320	0.1%

## Historical Employment and Wages

Total and occupational group wages and employment from the 2000 through 2006 surveys are included in Tables 3, 4a, and 4b. Since the composition of the OES sample changes from year to year, these should be interpreted as a series of snapshots of employment and wages over the years rather than as a time series. For hourly wages in all occupations combined, 2006 shows an average nearly 20 percent higher and a median over 17 percent higher than the average and median seen in 2000. The 2006 survey is the first to produce a total covered employment number higher than that of the 2000 survey.

Employment in the majority of major occupational groups has remained fairly stable over time. **Management, office and administrative support,** and **production** occupations have lower reported totals in 2006 compared to 2000, while **business and financial operations, healthcare practitioners and technical, food preparation and serving-related,** and **personal care and service** groups all show higher reported employment in 2006. Unadjusted average hourly wages are consistently higher in successive survey years for all but a few of the major occupational groups.

**Table 3: Employment and Hourly and Annual Wages\*, All Occupations (Colorado, 2000-2006)**

Year / Survey Panel	Total Employment	Average Hourly Wage	Median Hourly Wage	Average Annual Wage	Median Annual Wage
2000	2,202,820	\$16.67	\$13.46	\$34,675	\$28,002
2001	2,159,380	\$17.32	\$14.08	\$36,027	\$29,285
2002 Nov	2,129,430	\$18.13	\$14.46	\$37,710	\$30,078
2003 May	2,112,700	\$18.50	\$14.82	\$38,470	\$30,823
2003 Nov	2,097,650	\$18.63	\$14.99	\$38,744	\$31,187
2004 May	2,110,640	\$18.95	\$15.26	\$39,409	\$31,732
2004 Nov	2,130,430	\$19.14	\$15.39	\$39,821	\$32,012
2005 May	2,151,520	\$19.36	\$15.53	\$40,277	\$32,312
2006 May	2,207,120	\$19.93	\$15.82	\$41,452	\$32,913

\*Unadjusted historical data

**Table 4a: Employment in Major Occupational Groups (Colorado, 2000-2006)**

<b>SOC Major Occupational Group</b>	<b>2000</b>	<b>2001</b>	<b>2002 Nov</b>	<b>2003 May</b>	<b>2003 Nov</b>	<b>2004 May</b>	<b>2004 Nov</b>	<b>2005 May</b>	<b>2006 May</b>
Management	141,240	127,980	121,840	110,060	104,510	104,680	104,990	106,820	107,070
Business and financial operations	84,270	87,660	89,310	94,950	97,990	100,410	103,350	107,590	114,640
Computer and mathematical	93,030	84,530	75,940	75,260	76,320	76,390	76,000	74,550	77,980
Architecture and engineering	52,440	56,090	53,820	53,700	52,920	53,000	52,680	52,890	54,890
Life, physical, and social science	24,170	23,430	25,120	25,380	23,000	25,260	24,130	27,180	28,390
Community and social services	23,660	23,230	22,820	22,510	22,500	23,660	24,210	25,030	26,380
Legal	15,960	14,290	13,980	14,090	14,290	14,440	15,670	17,150	17,630
Education, training, and Library	109,490	115,910	119,410	118,900	116,810	116,920	115,400	117,540	120,890
Arts, design, entertainment, sports, and media	27,710	28,190	29,060	31,030	29,350	29,400	30,360	30,090	31,630
Healthcare practitioners and technical	83,290	84,420	86,450	86,480	87,190	90,400	95,050	96,110	99,920
Healthcare support	40,090	41,080	41,410	41,260	39,620	39,840	39,580	39,850	41,610
Protective service	46,780	45,210	45,040	43,920	44,320	44,720	45,840	46,490	46,580
Food preparation and serving-related	186,970	185,780	185,510	185,160	188,510	191,810	191,740	195,260	197,070
Building and grounds cleaning and maintenance	74,640	74,180	73,830	71,130	69,980	73,140	73,080	73,390	76,160
Personal care and service	49,370	47,070	47,280	49,990	52,480	54,030	55,510	58,120	60,700
Sales and related	245,730	248,910	243,610	249,020	242,850	243,150	247,990	249,260	257,450
Office and administrative support	386,150	384,610	381,410	378,060	376,770	374,210	372,790	372,530	372,340
Farming, fishing, and forestry	3,680	3,650	3,900	4,450	5,160	4,610	5,000	4,910	3,450
Construction and extraction	143,680	137,690	132,630	126,760	124,480	124,340	128,890	130,190	141,740
Installation, maintenance, and repair	91,470	90,620	88,300	87,350	88,010	85,650	86,200	87,800	89,030
Production	135,100	119,090	112,280	110,060	106,880	106,430	106,820	104,490	103,820
Transportation and material moving	143,920	135,780	136,480	133,170	133,690	134,150	135,170	134,290	137,740

**Table 4b: Average Hourly Wages\* in Major Occupational Groups (Colorado, 2000-2006)**

SOC Major Occupational Group	2000	2001	2002 Nov	2003 May	2003 Nov	2004 May	2004 Nov	2005 May	2006 May
Management	\$34.17	\$35.46	\$39.01	\$40.86	\$41.34	\$42.08	\$42.41	\$42.81	\$43.87
Business and financial operations	\$23.31	\$24.83	\$26.49	\$27.74	\$27.74	\$28.19	\$28.22	\$28.85	\$30.23
Computer and mathematical	\$29.61	\$30.82	\$31.48	\$32.33	\$32.69	\$33.37	\$33.94	\$34.06	\$34.61
Architecture and engineering	\$26.67	\$28.05	\$28.76	\$29.36	\$30.13	\$31.13	\$31.79	\$32.18	\$33.70
Life, physical, and social science	\$22.58	\$23.83	\$24.86	\$25.44	\$27.50	\$27.80	\$28.87	\$29.33	\$29.35
Community and social services	\$16.30	\$16.64	\$17.12	\$17.75	\$17.94	\$18.04	\$18.54	\$18.50	\$18.82
Legal	\$27.14	\$30.04	\$34.22	\$35.10	\$33.49	\$35.26	\$34.65	\$37.02	\$38.16
Education, training, and Library	\$17.65	\$18.15	\$19.22	\$19.39	\$18.85	\$19.28	\$19.67	\$19.94	\$21.14
Arts, design, entertainment, sports, and media	\$19.03	\$19.66	\$21.12	\$21.30	\$21.24	\$20.97	\$20.89	\$20.64	\$21.14
Healthcare practitioners and technical	\$22.99	\$24.48	\$26.96	\$27.46	\$28.39	\$28.73	\$29.56	\$29.12	\$30.57
Healthcare support	\$11.27	\$12.17	\$12.01	\$12.44	\$12.56	\$12.60	\$12.59	\$12.82	\$13.05
Protective service	\$16.19	\$17.22	\$17.70	\$18.15	\$18.98	\$19.27	\$19.12	\$18.88	\$18.94
Food preparation and serving-related	\$8.47	\$8.70	\$8.95	\$8.80	\$8.82	\$8.91	\$8.96	\$8.87	\$8.98
Building and grounds cleaning and maintenance	\$9.56	\$9.85	\$10.26	\$10.37	\$10.54	\$10.64	\$10.75	\$10.99	\$11.35
Personal care and service	\$9.66	\$10.21	\$10.45	\$10.61	\$10.64	\$10.91	\$11.00	\$11.20	\$11.36
Sales and related	\$14.41	\$14.77	\$15.80	\$16.12	\$16.27	\$16.67	\$16.71	\$16.98	\$17.66
Office and administrative support	\$13.20	\$13.75	\$14.08	\$14.31	\$14.50	\$14.83	\$15.02	\$15.18	\$15.39
Farming, fishing, and forestry	\$9.68	\$9.95	\$9.91	\$10.71	\$10.47	\$10.79	\$10.57	\$10.94	\$10.79
Construction and extraction	\$16.18	\$16.93	\$17.38	\$17.73	\$17.83	\$17.87	\$18.05	\$18.09	\$18.22
Installation, maintenance, and repair	\$16.65	\$17.37	\$17.89	\$18.33	\$18.73	\$18.79	\$18.85	\$18.99	\$19.37
Production	\$12.43	\$13.18	\$13.67	\$14.01	\$14.27	\$14.60	\$14.54	\$14.75	\$15.07
Transportation and material moving	\$13.01	\$13.48	\$13.91	\$14.42	\$14.42	\$14.53	\$14.50	\$14.97	\$15.05

\*Unadjusted historical data

## Top 20 Occupations by Employment

The group of 20 occupations which employ the largest number of workers remains unchanged from 2005, although some of the rankings are different: in particular, **customer service representatives** and **elementary school teachers** have dropped

while **accountants and auditors** and **all other business operations specialists** have risen in the rankings. The top five occupations are ranked identically to 2005: **retail salespersons** are at the top, followed by **general office clerks**, **cashiers**, **waiters and waitresses**, and **combined food preparation and serving workers**.

**Table 5: Top 20 Occupations by Employment (Colorado, May 2006)**

SOC Occupational Title	Employment	Average Hourly Wage	Median Hourly Wage	Average Annual Wage	Median Annual Wage	Rank last year
Retail salespersons	80,990	\$12.19	\$10.28	\$25,357	\$21,392	1
Office clerks, general	55,680	\$13.44	\$13.03	\$27,964	\$27,093	2
Cashiers	51,710	\$9.97	\$9.21	\$20,732	\$19,157	3
Waiters and waitresses	45,900	\$8.32	\$6.86	\$17,312	\$14,262	4
Combined food preparation and serving workers, including fast food	43,700	\$7.88	\$7.64	\$16,404	\$15,880	5
General and operations managers	36,880	\$47.27	\$40.05	\$98,334	\$83,309	7
Janitors and cleaners, except maids and housekeeping cleaners	34,670	\$10.88	\$10.46	\$22,630	\$21,762	9
Registered nurses	34,520	\$28.79	\$28.76	\$59,883	\$59,823	8
Customer service representatives	34,030	\$15.00	\$14.14	\$31,197	\$29,417	6
Bookkeeping, accounting, and auditing clerks	32,830	\$16.12	\$15.73	\$33,532	\$32,728	10
Sales representatives, wholesale and manufacturing, except technical and scientific products	30,660	\$28.21	\$24.58	\$58,666	\$51,121	11
Laborers and freight, stock, and material movers, hand	28,860	\$11.89	\$11.12	\$24,737	\$23,137	12
Executive secretaries and administrative assistants	27,870	\$20.19	\$19.47	\$41,998	\$40,508	13
Accountants and auditors	23,940	\$29.79	\$26.66	\$61,965	\$55,451	16
Business operations specialists, all other	23,630	\$32.85	\$30.74	\$68,327	\$63,931	18
Truck drivers, heavy and tractor-trailer	23,140	\$18.17	\$17.43	\$37,787	\$36,241	15
Secretaries, except legal, medical, and executive	22,610	\$14.76	\$14.50	\$30,710	\$30,145	17
Stock clerks and order fillers	21,930	\$12.35	\$11.42	\$25,692	\$23,769	19
Construction laborers	21,650	\$13.12	\$12.63	\$27,287	\$26,256	20
Elementary school teachers, except special education	21,200	NA	NA	\$46,018	\$44,118	14



## Top 20 Occupations by Wage

As might be expected, health professions such as **surgeons, anesthesiologists, and psychiatrists** dominate the 20 occupations that earn the highest wages. Also in the top 20 are high-level **managers, airline pilots, and air traffic controllers**. New

to this year's rankings are **nuclear engineers, natural science managers, and all other health diagnosing and treating practitioners**. Occupations that have dropped off the top 20 are **sales managers, computer and information systems managers, and chiropractors**.

**Table 6: Top 20 Occupation by Wage (Colorado, May 2006)**

SOC Occupational Title	Employment	Average Hourly Wage	Median Hourly Wage	Average Annual Wage	Median Annual Wage	Rank last year
Surgeons	910	\$92.25	NA	\$191,873	NA	2
Anesthesiologists	NA	\$90.43	NA	\$188,098	NA	3
Psychiatrists	650	\$90.03	NA	\$187,279	NA	1
Obstetricians and gynecologists	330	\$88.97	NA	\$185,060	NA	7
Internists, general	580	\$87.55	NA	\$182,104	NA	5
Orthodontists	NA	\$85.62	NA	\$178,092	NA	4
Pediatricians, general	230	\$77.55	NA	\$161,300	NA	6
Nuclear engineers	NA	\$74.32	NA	\$154,590	NA	--
Dentists, general	1,510	\$73.91	NA	\$153,735	NA	9
Chief executives	2,530	\$72.41	NA	\$150,615	NA	10
Family and general practitioners	1,830	\$66.16	\$59.55	\$137,603	\$123,864	11
Physicians and surgeons, all other	3,080	\$62.20	\$63.03	\$129,365	\$131,112	8
Airline pilots, copilots, and flight engineers	2,340	NA	NA	\$119,215	\$113,188	13
Podiatrists	NA	\$57.23	\$53.23	\$119,036	\$110,718	12
Air traffic controllers	700	\$56.93	\$62.33	\$118,412	\$129,647	14
Engineering managers	3,690	\$55.53	\$53.24	\$115,521	\$110,741	16
Oral and maxillofacial surgeons	40	\$54.94	\$50.89	\$114,287	\$105,852	20
Natural sciences managers	1,060	\$54.81	\$50.90	\$114,000	\$105,880	--
Industrial-organizational psychologists	NA	\$54.59	\$54.29	\$113,556	\$112,914	15
Health diagnosing and treating practitioners, all other	1,380	\$54.36	\$36.12	\$113,072	\$75,138	--

## Bottom 20 Occupations by Wage

Among occupations with at least 1,000 workers statewide, those with the lowest average hourly wages are dominated by occupations in the food preparation and serving-related group: **dining room and cafeteria attendants, combined food**

**preparation and serving workers, fast food cooks, dishwashers, hosts and hostesses, counter attendants, waiters and waitresses, and bartenders** are all found in the ten lowest-earning occupations. **Ushers, lobby attendants, and ticket takers** remains the occupation with the lowest average hourly wage.

**Table 7: Bottom 20 Occupations\* by Wage (Colorado, May 2006)**

SOC Occupational Title	Employment	Average Hourly Wage	Median Hourly Wage	Average Annual Wage	Median Annual Wage	Rank last year
Ushers, lobby attendants, and ticket takers	2,710	\$7.14	\$6.93	\$14,853	\$14,409	1
Dining room and cafeteria attendants and bartender helpers	7,200	\$7.84	\$7.09	\$16,304	\$14,757	2
Combined food preparation and serving workers, including fast food	43,700	\$7.88	\$7.64	\$16,404	\$15,880	4
Cooks, fast food	6,600	\$8.05	\$7.90	\$16,741	\$16,442	9
Dishwashers	9,940	\$8.12	\$8.11	\$16,874	\$16,869	3
Hosts and hostesses, restaurant, lounge, and coffee shop	8,020	\$8.15	\$7.97	\$16,947	\$16,582	5
Counter attendants, cafeteria, food concession, and coffee shop	6,360	\$8.25	\$7.72	\$17,163	\$16,049	8
Waiters and waitresses	45,900	\$8.32	\$6.86	\$17,312	\$14,262	7
Bartenders	9,410	\$8.50	\$7.39	\$17,678	\$15,372	6
Amusement and recreation attendants	5,180	\$8.86	\$8.35	\$18,434	\$17,374	11
Packers and packagers, hand	8,760	\$8.96	\$8.15	\$18,649	\$16,954	12
Personal and home care aides	11,600	\$9.07	\$8.72	\$18,868	\$18,134	10
Lifeguards, ski patrol, and other recreational protective service workers	2,970	\$9.21	\$9.00	\$19,163	\$18,713	15
Parking lot attendants	1,960	\$9.29	\$9.27	\$19,309	\$19,282	13
Food preparation workers	13,060	\$9.49	\$9.19	\$19,736	\$19,128	16
Maids and housekeeping cleaners	15,760	\$9.51	\$8.98	\$19,773	\$18,687	17
Pressers, textile, garment, and related materials	1,090	\$9.67	\$9.60	\$20,124	\$19,983	14
Service station attendants	1,410	\$9.70	\$9.18	\$20,174	\$19,082	--
Food servers, nonrestaurant	4,260	\$9.74	\$9.57	\$20,271	\$19,906	20
Child care workers	8,720	\$9.78	\$9.15	\$20,347	\$19,047	18

\*Occupations with estimated employment of 1000 or more.

## Percentile Hourly Wages by Major Occupational and Industry Groups

Tables 8a and 8b show percentile hourly wage distributions in occupational and industry groups. While 90 percent of workers in most professional occupational groups (**management; computer and mathematical; architecture and engineering; legal; business and financial operations; life, physical, and social science; and healthcare practitioners and technical**) earn more than \$13 hourly, this is true for just 25 percent of workers in **sales and related, healthcare support, building**

**and grounds cleaning and maintenance, personal care and service, and farming, fishing, and forestry** occupations and for only 10 percent of workers in **food preparation and serving-related** occupations.

Similarly, 90 percent of workers in **management of companies and enterprises** and **utilities** earn more than \$13 hourly, compared to 25 percent of workers in the **other services; administrative and support and waste management and remediation; retail trade; arts, entertainment, and recreation; and agriculture, forestry, fishing, and hunting** industries and just 10 percent of workers in the **accommodation and food services** industry.

**Table 8a: Percentile Hourly Wages by Major Occupational Groups (Colorado, May 2006)**

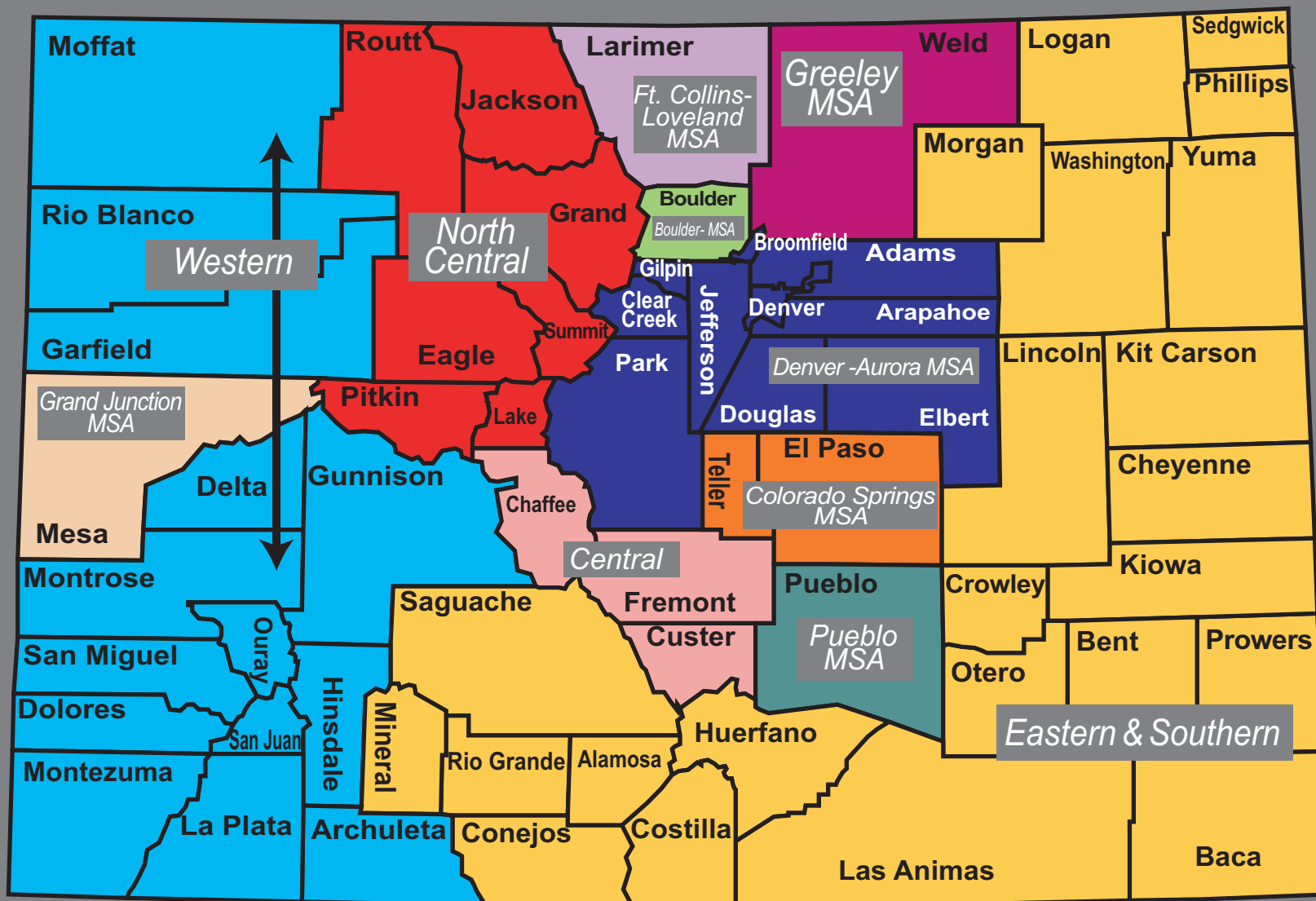
Major Occupational Group	Employment	Hourly Wage				
		10 <sup>th</sup> Percentile	25 <sup>th</sup> Percentile	50 <sup>th</sup> Percentile (Median)	75 <sup>th</sup> Percentile	90 <sup>th</sup> Percentile
Management	106,820	\$18.88	\$27.12	\$39.10	\$55.42	NA
Computer and mathematical	52,890	\$18.61	\$24.81	\$33.51	\$43.04	\$52.92
Architecture and engineering	17,150	\$18.29	\$23.54	\$31.69	\$42.06	\$53.02
Legal	96,110	\$16.17	\$21.04	\$30.43	\$48.16	NA
Business and financial operations	74,550	\$15.27	\$20.06	\$27.03	\$36.31	\$47.55
Life, physical, and social science	107,590	\$13.96	\$18.81	\$26.61	\$36.89	\$48.76
Healthcare practitioners and technical	30,090	\$13.77	\$18.52	\$26.10	\$34.33	\$49.26
Education, training, and library	117,540	\$10.78	\$14.03	\$18.90	\$25.93	\$33.33
Installation, maintenance, and repair	58,120	\$10.28	\$13.50	\$18.58	\$24.54	\$29.76
Arts, design, entertainment, sports, and media	87,800	\$8.16	\$12.12	\$18.28	\$26.71	\$37.07
Community and social services	27,180	\$10.75	\$13.47	\$17.51	\$23.14	\$29.01
Protective service	46,490	\$8.59	\$11.43	\$17.38	\$25.43	\$32.20
Construction and extraction	73,390	\$10.44	\$13.10	\$17.03	\$22.17	\$28.03
Office and administrative support	249,260	\$9.02	\$11.38	\$14.52	\$18.65	\$22.99
Production	4,910	\$8.60	\$10.40	\$13.54	\$18.45	\$24.09
Transportation and material moving	195,260	\$7.38	\$9.68	\$13.22	\$17.68	\$23.34
Sales and related	134,290	\$7.40	\$8.93	\$12.51	\$20.76	\$35.18
Healthcare support	25,030	\$8.63	\$10.22	\$12.43	\$15.08	\$18.40
Building and grounds cleaning and maintenance	372,530	\$7.24	\$8.47	\$10.42	\$13.25	\$17.11
Personal care and service	104,490	\$6.53	\$7.82	\$9.59	\$13.17	\$18.51
Farming, fishing, and forestry	39,850	\$5.95	\$6.91	\$8.97	\$13.63	\$18.12
Food preparation and serving related	130,190	\$5.81	\$6.57	\$8.12	\$10.50	\$13.51

**Table 8b: Percentile Hourly Wages by Major Industry Groups (Colorado, May 2006)**

NAICS Sector	Employment	Hourly Wage				
		10 <sup>th</sup> Percentile	25 <sup>th</sup> Percentile	50 <sup>th</sup> Percentile (Median)	75 <sup>th</sup> Percentile	90 <sup>th</sup> Percentile
Management of companies and enterprises	26,460	\$13.76	\$18.22	\$27.82	\$43.45	\$64.00
Utilities	8,050	\$14.47	\$20.45	\$26.81	\$33.63	\$43.25
Professional, scientific, and technical services	159,650	\$11.94	\$17.12	\$26.18	\$40.06	\$56.04
Information	74,790	\$10.47	\$16.26	\$24.97	\$36.79	\$50.91
Public administration	160,320	\$10.79	\$15.30	\$21.21	\$29.53	\$39.33
Mining	19,140	\$12.04	\$14.88	\$20.49	\$27.46	\$39.73
Educational services	184,860	\$10.70	\$13.72	\$18.55	\$26.03	\$34.43
Finance and insurance	109,060	\$10.90	\$13.72	\$18.54	\$28.73	\$45.96
Wholesale trade	95,330	\$9.59	\$12.76	\$18.14	\$28.60	\$43.90
Transportation and warehousing	77,880	\$10.14	\$13.22	\$18.14	\$23.02	\$30.41
Construction	168,000	\$10.61	\$13.43	\$17.60	\$23.81	\$32.23
Manufacturing	150,320	\$9.58	\$12.07	\$16.98	\$25.77	\$40.19
Health care and social assistance	217,690	\$8.83	\$11.41	\$15.99	\$25.28	\$35.23
Real estate and rental and leasing	46,770	\$7.90	\$10.36	\$13.93	\$20.68	\$32.39
Other services (except public administration)	61,820	\$7.29	\$9.31	\$12.81	\$19.64	\$28.28
Administrative and support and waste management and remediation services	140,890	\$7.85	\$9.65	\$12.52	\$17.29	\$26.47
Retail trade	250,980	\$7.29	\$8.60	\$11.08	\$15.84	\$22.41
Arts, entertainment, and recreation	39,970	\$6.56	\$8.11	\$10.99	\$16.37	\$25.04
Agriculture, forestry, fishing and hunting	2,320	\$5.96	\$6.98	\$10.02	\$14.38	\$19.94
Accommodation and food services	212,800	\$5.86	\$6.65	\$8.26	\$10.79	\$14.42

May 2006 OES Data Estimating Area and Component Counties

# Colorado — Occupational Employment Statistics (OES) Regions



MSA — Metropolitan Statistical Area  
population 50,000+ or defined *urbanized* by US Census

Colorado Department of Labor & Employment  
Labor Market Information



## Regional Employment and Wages

The Denver-Aurora Metropolitan Statistical Area (MSA), with more than four times the employment of any other region of the State, ranks second in terms of both average and median wages (Table 9 and Figure 4). Boulder MSA, the third-largest

area in terms of employment, ranks first, while the Eastern and Southern Colorado Balance of State (BOS) Area, with the eighth-highest employment, ranks last in wages. (Regional definitions can be found in the **Technical Notes and Methodology** section on page 61 and on the map on page 18.)

**Figure 4: Average Hourly Wage by Region (Colorado, May 2006)**



*Table 9: Hourly and Annual Wages by Region (Colorado, May 2006)*

Metropolitan Statistical Area (MSA) or Balance of State (BOS) Area	Employment	Average Hourly Wage	Median Hourly Wage	Average Annual Wage	Median Annual Wage
Eastern and Southern Colorado BOS Area	67,820	\$14.28	\$12.20	\$29,708	\$25,377
Central Colorado BOS Area	20,310	\$15.92	\$13.75	\$33,123	\$28,604
Pueblo MSA	54,230	\$16.05	\$12.97	\$33,377	\$26,985
Western Colorado BOS Area	107,540	\$16.56	\$14.08	\$34,440	\$29,295
Grand Junction MSA	55,900	\$16.61	\$13.37	\$34,547	\$27,800
Greeley MSA	76,250	\$17.28	\$14.16	\$35,946	\$29,453
North Central Colorado BOS Area	80,780	\$17.84	\$14.76	\$37,114	\$30,702
Fort Collins-Loveland MSA	125,710	\$18.40	\$14.84	\$38,271	\$30,877
Colorado Springs MSA	251,920	\$18.84	\$14.87	\$39,186	\$30,923
Denver-Aurora MSA	1,203,200	\$21.15	\$16.83	\$43,993	\$35,010
Boulder MSA	157,680	\$23.52	\$18.11	\$48,931	\$37,664

## Regional Employment and Wages in Major Occupational Groups

Tables 10a and 10b show employment and average hourly wages for the major occupational groups in each of the seven MSAs and four BOS areas.

The amount of variability in wages between regions is highest for occupations in the **management; computer and mathematical; life, physical, and social**

**sciences; arts, design, entertainment, sports, and media; legal; architecture and engineering;** and **business and financial operations** groups. With some exceptions, these groups tend to have higher wages in the Boulder, Denver, and Colorado Springs MSAs and lower wages in the Grand Junction and Greeley MSAs and in the Eastern and Southern Colorado BOS area. Occupational groups showing relatively little variation by region include **food preparation and serving-related; building and grounds maintenance and cleaning; production;** and **installation, maintenance, and repair.**

**Table 10a: Employment by Region for Major Occupational Groups (Colorado, May 2006)**

Major Occupational Group	Employment										
	Boulder MSA	Colorado Springs MSA	Denver-Aurora MSA	Fort Collins-Loveland MSA	Grand Junction MSA	Greeley MSA	Pueblo MSA	Eastern & Southern Colorado	Western Colorado	North Central Colorado	Central Colorado
Management	8,730	11,340	62,300	5,820	2,220	3,290	1,800	2,750	4,320	3,710	640
Business and financial operations	8,840	14,060	72,850	5,200	1,720	2,880	1,290	1,590	2,720	2,800	480
Computer and mathematical	11,240	12,300	47,500	3,020	430	900	350	510	810	710	100
Architecture and engineering	7,900	7,500	29,410	4,280	960	1,120	460	380	1,520	1,180	130
Life, physical, and social science	5,860	1,910	13,220	2,880	540	650	330	560	1,480	700	220
Community and social services	1,880	2,690	13,300	1,460	810	1,080	1,090	1,540	1,400	540	520
Legal	1,210	1,270	12,510	490	340	200	240	270	490	510	90
Education, training, and library	10,230	16,120	57,710	7,830	NA	5,540	3,590	6,570	6,370	3,000	1,310
Arts, design, entertainment, sports, and media	2,840	4,150	17,630	1,790	800	620	350	410	1,180	NA	250
Healthcare practitioners and technical	7,030	11,050	54,130	5,990	3,390	2,750	4,290	3,410	4,560	2,270	990
Healthcare support	3,340	5,220	19,570	2,780	1,220	1,940	2,020	2,150	2,190	760	410
Protective service	1,760	4,760	25,010	1,790	700	1,420	1,750	3,010	2,400	1,740	2,230
Food preparation and serving-related	13,550	24,760	97,150	12,870	5,570	6,050	5,820	6,380	10,600	12,250	2,060
Building and grounds cleaning and maintenance	4,820	7,870	40,380	3,810	1,880	2,000	1,640	2,600	4,230	6,110	690
Personal care and service	3,740	6,420	34,440	2,460	1,450	1,580	1,700	1,780	3,420	2,850	870
Sales and related	16,300	27,790	145,290	15,760	7,350	7,380	6,670	5,870	12,290	9,640	2,000
Office and administrative support	24,220	44,790	209,920	20,240	9,510	13,180	8,550	10,470	16,490	11,260	3,080
Farming, fishing, and forestry	NA	200	1,000	100	40	330	50	1,080	230	120	20
Construction and extraction	4,650	13,800	70,340	7,720	4,690	7,200	3,420	3,660	14,360	10,150	1,500
Installation, maintenance, and repair	4,390	9,800	48,220	5,040	2,770	3,130	2,330	3,480	5,230	3,010	1,010
Production	9,380	12,260	51,360	6,670	2,740	7,140	2,780	4,130	4,350	1,980	870
Transportation and material moving	5,480	11,870	79,960	7,700	4,200	5,890	3,700	5,220	6,890	3,910	850

**Table 10b: Average Hourly Wage by Region for Major Occupational Groups (Colorado, May 2006)**

Major Occupational Group	Employment										
	Boulder MSA	Colorado Springs MSA	Denver-Aurora MSA	Fort Collins-Loveland MSA	Grand Junction MSA	Greeley MSA	Pueblo MSA	Eastern & Southern Colorado	Western Colorado	North Central Colorado	Central Colorado
Management	\$50.83	\$39.69	\$46.94	\$39.34	\$35.15	\$37.98	\$33.52	\$28.80	\$30.37	\$39.62	\$32.60
Business and financial operations	\$38.40	\$34.29	\$34.62	\$31.06	\$29.67	\$28.24	\$23.37	\$29.35	\$25.44	\$26.37	\$25.65
Computer and mathematical	\$32.71	\$31.05	\$30.49	\$25.77	\$25.23	\$25.33	\$31.41	\$21.27	\$21.15	\$22.10	\$22.63
Architecture and engineering	\$25.73	\$19.13	\$22.46	\$18.28	\$13.53	\$14.79	\$16.98	\$12.58	\$16.12	\$20.76	\$16.02
Life, physical, and social science	\$30.55	\$31.09	\$40.93	\$28.86	\$33.04	\$32.61	\$35.58	\$29.61	\$36.08	\$29.99	\$29.40
Community and social services	\$39.29	\$32.74	\$33.61	\$31.03	\$28.69	\$32.70	\$27.56	\$28.29	\$27.84	\$31.24	\$28.42
Legal	\$32.23	\$29.67	\$31.20	\$27.66	\$25.85	\$25.25	\$25.19	\$20.14	\$24.46	\$28.75	\$25.08
Education, training, and library	\$19.98	\$15.44	\$19.36	\$14.78	\$14.64	\$16.05	\$12.42	\$11.59	\$14.08	\$15.98	\$12.04
Arts, design, entertainment, sports, and media	\$31.65	\$29.71	\$31.92	\$28.78	\$30.17	\$29.70	\$27.64	\$23.07	\$28.36	\$29.23	\$25.33
Healthcare practitioners and technical	\$23.52	\$18.39	\$22.32	\$21.96	NA	\$20.78	\$22.98	\$16.27	\$19.07	\$20.40	\$17.08
Healthcare support	NA	\$9.53	\$11.37	\$14.30	\$13.44	\$12.98	\$9.22	\$9.30	\$11.44	\$13.56	\$8.27
Protective service	\$14.29	\$12.44	\$13.66	\$12.37	\$12.41	\$12.42	\$11.26	\$10.18	\$12.44	\$17.10	\$10.76
Food preparation and serving-related	\$19.69	\$19.58	\$19.09	\$19.94	\$17.62	\$18.79	\$19.73	\$15.31	\$16.25	\$20.41	\$18.64
Building and grounds cleaning and maintenance	\$21.19	\$17.40	\$19.20	\$19.85	\$19.69	\$17.96	\$19.39	\$16.98	\$18.05	\$17.58	\$21.42
Personal care and service	\$16.96	\$13.43	\$15.45	\$13.85	\$13.05	\$14.04	\$12.74	\$11.75	\$15.08	\$14.70	\$12.78
Sales and related	\$16.12	\$14.53	\$16.23	\$14.23	\$13.26	\$13.78	\$12.94	\$12.22	\$13.55	\$15.77	\$12.75
Office and administrative support	\$18.67	\$18.23	\$18.51	\$18.05	\$17.23	\$17.12	\$15.23	\$15.34	\$18.71	\$18.99	\$16.17
Farming, fishing, and forestry	\$12.59	\$10.73	\$11.82	\$10.67	\$9.77	\$9.81	\$9.14	\$8.54	\$10.56	\$12.33	\$9.69
Construction and extraction	\$20.14	\$18.17	\$20.18	\$18.64	\$17.06	\$19.58	\$17.20	\$16.40	\$18.31	\$18.65	\$18.00
Installation, maintenance, and repair	\$15.09	\$14.33	\$15.32	\$16.43	\$13.97	\$14.43	\$14.35	\$12.91	\$15.08	\$17.30	\$15.91
Production	\$11.85	\$10.89	\$11.45	\$11.25	\$10.37	\$9.97	\$10.26	\$9.30	\$10.84	\$13.40	\$9.74
Transportation and material moving	\$9.10	\$8.44	\$9.27	\$8.45	\$8.56	\$8.24	\$8.10	\$8.00	\$8.78	\$9.92	\$8.51

Table 11: Comparing Occupational Wages by Areas (Colorado, May 2006)

Your Job Category	Where You Work	Average Wage		% Difference From Highest Wage	Your Job Category	Where You Work	Average Wage		% Difference From Highest Wage
		Hourly	Annual				Hourly	Annual	
Management Occupations	<b>Boulder MSA</b>	<b>\$50.83</b>	<b>\$105,730</b>		Computer & Mathematical Occupations	<b>Boulder MSA</b>	<b>\$38.40</b>	<b>\$79,870</b>	
	Denver-Aurora MSA	\$46.95	\$97,650	7.6		Denver-Aurora MSA	\$34.62	\$72,010	9.8
	<b>Statewide</b>	<b>\$43.87</b>	<b>\$91,240</b>	<b>13.7</b>		<b>Statewide</b>	<b>\$34.61</b>	<b>\$71,980</b>	<b>9.9</b>
	Colorado Springs MSA	\$39.69	\$82,560	21.9		Colorado Springs MSA	\$34.29	\$71,330	10.7
	North Central BOS Area	\$39.63	\$82,420	22.0		Ft. Collins-Loveland MSA	\$31.06	\$64,600	19.1
	Ft. Collins-Loveland MSA	\$39.35	\$81,840	22.6		Grand Junction MSA	\$29.67	\$61,710	22.7
	Greeley MSA	\$37.98	\$79,000	25.3		Greeley MSA	\$28.24	\$58,730	26.5
	Grand Junction MSA	\$35.15	\$73,120	30.8		North Central BOS Area	\$26.37	\$54,860	31.3
	Pueblo MSA	\$33.52	\$69,720	34.1		Central BOS Area	\$25.66	\$53,360	33.2
	Central BOS Area	\$32.60	\$67,800	35.9		Western BOS Area	\$25.44	\$52,920	33.8
	Western BOS Area	\$30.37	\$63,180	40.3		Pueblo MSA	\$23.37	\$48,600	39.1
	Eastern & Southern BOS Area	\$28.80	\$59,900	43.3					
	Business & Financial Operations Occupations	<b>Boulder MSA</b>	<b>\$32.23</b>	<b>\$67,030</b>			Architecture & Engineering Occupations	<b>Boulder MSA</b>	<b>\$39.29</b>
Denver-Aurora MSA		\$31.20	\$64,900	3.2	<b>Statewide</b>	<b>\$33.70</b>		<b>\$70,090</b>	<b>14.2</b>
<b>Statewide</b>		<b>\$30.23</b>	<b>\$62,870</b>	<b>6.2</b>	Denver-Aurora MSA	\$33.61		\$69,910	14.5
Colorado Springs MSA		\$29.67	\$61,710	7.9	Colorado Springs MSA	\$32.74		\$68,100	16.7
North Central BOS Area		\$28.75	\$59,810	10.8	Greeley MSA	\$32.70		\$68,010	16.8
Ft. Collins-Loveland MSA		\$27.66	\$57,530	14.2	North Central BOS Area	\$31.24		\$64,980	20.5
Grand Junction MSA		\$25.85	\$53,770	19.8	Ft. Collins-Loveland MSA	\$31.03		\$64,540	21.0
Greeley MSA		\$25.25	\$52,510	21.7	Grand Junction MSA	\$28.69		\$59,670	27.0
Pueblo MSA		\$25.19	\$52,390	21.8	Central BOS Area	\$28.42		\$59,110	27.7
Central BOS Area		\$25.08	\$52,170	22.2	Eastern & Southern BOS Area	\$28.29		\$58,840	28.0
Western BOS Area		\$24.47	\$50,890	24.1	Western BOS Area	\$27.84		\$57,900	29.1
Eastern & Southern BOS Area	\$20.14	\$41,890	37.5	Pueblo MSA	\$27.56	\$57,330	29.9		

continued on next page



Table 11: Comparing Occupational Wages by Areas (Colorado, May 2006), continued

Your Job Category	Where You Work	Average Wage		% Difference From Highest Wage	Your Job Category	Where You Work	Average Wage		% Difference From Highest Wage
		Hourly	Annual				Hourly	Annual	
Life, Physical, & Social Science Occupations	<b>Boulder MSA</b>	<b>\$32.71</b>	<b>\$68,040</b>		Education, Training & Library Occupations	<b>Boulder MSA</b>	<b>\$23.52</b>	<b>\$48,930</b>	
	Pueblo MSA	\$31.41	\$65,330	4.0		Pueblo MSA	\$22.98	\$47,800	2.3
	Colorado Springs MSA	\$31.05	\$64,580	5.1		Denver-Aurora MSA	\$22.32	\$46,430	5.1
	Denver-Aurora MSA	\$30.49	\$63,430	6.8		Ft. Collins-Loveland MSA	\$21.96	\$45,670	6.6
	<b>Statewide</b>	<b>\$29.35</b>	<b>\$61,050</b>	<b>10.3</b>		<b>Statewide</b>	<b>\$21.14</b>	<b>\$43,960</b>	<b>10.1</b>
	Ft. Collins-Loveland MSA	\$25.77	\$53,610	21.2		Greeley MSA	\$20.78	\$43,220	11.6
	Greeley MSA	\$25.33	\$52,690	22.6		North Central BOS Area	\$20.40	\$42,440	13.3
	Grand Junction MSA	\$25.23	\$52,480	22.9		Western BOS Area	\$19.07	\$39,670	18.9
	Central BOS Area	\$22.63	\$47,070	30.8		Colorado Springs MSA	\$18.39	\$38,250	21.8
	North Central BOS Area	\$22.11	\$45,980	32.4		Central BOS Area	\$17.08	\$35,530	27.4
	Eastern & Southern BOS Area	\$21.27	\$44,240	35.0		Eastern & Southern BOS Area	\$16.27	\$33,830	30.8
	Western BOS Area	\$21.15	\$43,980	35.3					
	Community & Social Services Occupations	<b>North Central BOS Area</b>	<b>\$20.41</b>	<b>\$42,460</b>			Arts, Design, Entertainment, Sports & Media Occupations	<b>Boulder MSA</b>	<b>\$25.73</b>
Ft. Collins-Loveland MSA		\$19.94	\$41,480	2.3	Denver-Aurora MSA	\$22.46		\$46,730	12.7
Pueblo MSA		\$19.73	\$41,030	3.3	<b>Statewide</b>	<b>\$21.14</b>		<b>\$43,960</b>	<b>17.8</b>
Boulder MSA		\$19.69	\$40,950	3.5	North Central BOS Area	\$20.76		\$43,180	19.3
Colorado Springs MSA		\$19.58	\$40,720	4.1	Colorado Springs MSA	\$19.13		\$39,790	25.7
Denver-Aurora MSA		\$19.09	\$39,710	6.5	Ft. Collins-Loveland MSA	\$18.28		\$38,020	29.0
<b>Statewide</b>		<b>\$18.82</b>	<b>\$39,150</b>	<b>7.8</b>	Pueblo MSA	\$16.98		\$35,330	34.0
Greeley MSA		\$18.79	\$39,080	7.9	Western BOS Area	\$16.12		\$33,540	37.3
Central BOS Area		\$18.64	\$38,780	8.7	Central BOS Area	\$16.02		\$33,330	37.7
Grand Junction MSA		\$17.63	\$36,660	13.6	Greeley MSA	\$14.79		\$30,770	42.5
Western BOS Area		\$16.25	\$33,800	20.4	Grand Junction MSA	\$13.53		\$28,140	47.4
Eastern & Southern BOS Area		\$15.31	\$31,850	25.0	Eastern & Southern BOS Area	\$12.58		\$26,160	51.1
Legal Occupations	<b>Denver-Aurora MSA</b>	<b>\$40.93</b>	<b>\$85,130</b>		Healthcare Practitioners & Technical Occupations	<b>Denver-Aurora MSA</b>	<b>\$31.92</b>	<b>\$66,390</b>	
	<b>Statewide</b>	<b>\$38.17</b>	<b>\$79,380</b>	<b>6.7</b>		Boulder MSA	\$31.65	\$65,840	0.8
	Western BOS Area	\$36.08	\$75,040	11.8		<b>Statewide</b>	<b>\$30.57</b>	<b>\$63,580</b>	<b>4.2</b>
	Pueblo MSA	\$35.58	\$74,010	13.1		Grand Junction MSA	\$30.17	\$62,760	5.5
	Grand Junction MSA	\$33.04	\$68,720	19.3		Colorado Springs MSA	\$29.71	\$61,800	6.9
	Greeley MSA	\$32.61	\$67,830	20.3		Greeley MSA	\$29.71	\$61,790	6.9
	Colorado Springs MSA	\$31.09	\$64,660	24.0		North Central BOS Area	\$29.23	\$60,800	8.4
	Boulder MSA	\$30.55	\$63,540	25.4		Ft. Collins-Loveland MSA	\$28.78	\$59,860	9.8
	North Central BOS Area	\$29.99	\$62,380	26.7		Western BOS Area	\$28.36	\$58,990	11.2
	Eastern & Southern BOS Area	\$29.61	\$61,590	27.7		Pueblo MSA	\$27.64	\$57,500	13.4
	Central BOS Area	\$29.41	\$61,160	28.1		Central BOS Area	\$25.33	\$52,680	20.6
	Ft. Collins-Loveland MSA	\$28.86	\$60,030	29.5		Eastern & Southern BOS Area	\$23.07	\$47,980	27.7

continued on next page

Table 11: Comparing Occupational Wages by Areas (Colorado, May 2006), continued

Your Job Category	Where You Work	Average Wage		% Difference From Highest Wage	Your Job Category	Where You Work	Average Wage		% Difference From Highest Wage
		Hourly	Annual				Hourly	Annual	
Healthcare Support Occupations	<b>North Central BOS Area</b>	<b>\$17.10</b>	<b>\$35,570</b>		Building & Grounds Cleaning & Maintenance Occupations	<b>North Central BOS Area</b>	<b>\$13.40</b>	<b>\$27,870</b>	
	Boulder MSA	\$14.29	\$29,720	16.4		Boulder MSA	\$11.85	\$24,640	11.6
	Denver-Aurora MSA	\$13.66	\$28,420	20.1		Denver-Aurora MSA	\$11.45	\$23,830	14.6
	<b>Statewide</b>	<b>\$13.05</b>	<b>\$27,150</b>	<b>23.7</b>		<b>Statewide</b>	<b>\$11.35</b>	<b>\$23,610</b>	<b>15.3</b>
	Western BOS Area	\$12.44	\$25,880	27.3		Ft. Collins-Loveland MSA	\$11.25	\$23,400	16.0
	Colorado Springs MSA	\$12.44	\$25,870	27.3		Colorado Springs MSA	\$10.89	\$22,640	18.7
	Greeley MSA	\$12.42	\$25,830	27.4		Western BOS Area	\$10.84	\$22,540	19.1
	Grand Junction MSA	\$12.41	\$25,820	27.4		Grand Junction MSA	\$10.37	\$21,560	22.6
	Ft. Collins-Loveland MSA	\$12.37	\$25,740	27.7		Pueblo MSA	\$10.26	\$21,340	23.4
	Pueblo MSA	\$11.26	\$23,430	34.2		Greeley MSA	\$9.97	\$20,740	25.6
	Central BOS Area	\$10.76	\$22,380	37.1		Central BOS Area	\$9.74	\$20,250	27.3
	Eastern & Southern BOS Area	\$10.18	\$21,170	40.5		Eastern & Southern BOS Area	\$9.30	\$19,340	30.6
Protective Service Occupations	<b>Central BOS Area</b>	<b>\$21.42</b>	<b>\$44,550</b>		Personal Care & Service Occupations	<b>Boulder MSA</b>	<b>\$12.59</b>	<b>\$26,190</b>	
	Boulder MSA	\$21.19	\$44,080	1.1		North Central BOS Area	\$12.33	\$25,650	2.1
	Ft. Collins-Loveland MSA	\$19.85	\$41,280	7.3		Denver-Aurora MSA	\$11.82	\$24,590	6.1
	Grand Junction MSA	\$19.69	\$40,960	8.1		<b>Statewide</b>	<b>\$11.36</b>	<b>\$23,620</b>	<b>9.8</b>
	Pueblo MSA	\$19.39	\$40,330	9.5		Colorado Springs MSA	\$10.73	\$22,330	14.8
	Denver-Aurora MSA	\$19.20	\$39,930	10.4		Ft. Collins-Loveland MSA	\$10.67	\$22,190	15.3
	<b>Statewide</b>	<b>\$18.94</b>	<b>\$39,400</b>	<b>11.6</b>		Western BOS Area	\$10.56	\$21,960	16.1
	Western BOS Area	\$18.05	\$37,550	15.7		Greeley MSA	\$9.81	\$20,400	22.1
	Greeley MSA	\$17.96	\$37,370	16.2		Grand Junction MSA	\$9.77	\$20,320	22.4
	North Central BOS Area	\$17.59	\$36,580	17.9		Central BOS Area	\$9.69	\$20,160	23.0
	Colorado Springs MSA	\$17.40	\$36,200	18.8		Pueblo MSA	\$9.14	\$19,020	27.4
	Eastern & Southern BOS Area	\$16.98	\$35,320	20.7		Eastern & Southern BOS Area	\$8.54	\$17,750	32.2
Food Preparation & Serving Related Occupations	<b>North Central BOS Area</b>	<b>\$9.92</b>	<b>\$20,630</b>		Sales & Related Occupations	<b>Boulder MSA</b>	<b>\$19.98</b>	<b>\$41,560</b>	
	Denver-Aurora MSA	\$9.27	\$19,280	6.6		Denver-Aurora MSA	\$19.36	\$40,270	3.1
	Boulder MSA	\$9.10	\$18,930	8.3		<b>Statewide</b>	<b>\$17.67</b>	<b>\$36,740</b>	<b>11.6</b>
	<b>Statewide</b>	<b>\$8.98</b>	<b>\$18,670</b>	<b>9.5</b>		Greeley MSA	\$16.05	\$33,390	19.7
	Western BOS Area	\$8.78	\$18,260	11.5		North Central BOS Area	\$15.98	\$33,230	20.0
	Grand Junction MSA	\$8.56	\$17,800	13.7		Colorado Springs MSA	\$15.44	\$32,120	22.7
	Central BOS Area	\$8.51	\$17,700	14.2		Ft. Collins-Loveland MSA	\$14.78	\$30,740	26.0
	Ft. Collins-Loveland MSA	\$8.45	\$17,570	14.8		Grand Junction MSA	\$14.64	\$30,460	26.7
	Colorado Springs MSA	\$8.44	\$17,560	14.9		Western BOS Area	\$14.08	\$29,290	29.5
	Greeley MSA	\$8.24	\$17,140	16.9		Pueblo MSA	\$12.42	\$25,840	37.8
	Pueblo MSA	\$8.10	\$16,850	18.3		Central BOS Area	\$12.04	\$25,040	39.7
	Eastern & Southern BOS Area	\$8.00	\$16,650	19.4		Eastern & Southern BOS Area	\$11.59	\$24,100	42.0

continued on next page

Table 11: Comparing Occupational Wages by Areas (Colorado, May 2006), continued

Your Job Category	Where You Work	Average Wage		% Difference From Highest Wage	Your Job Category	Where You Work	Average Wage		% Difference From Highest Wage
		Hourly	Annual				Hourly	Annual	
Office & Administrative Support Occupations	<b>Denver-Aurora MSA</b>	<b>\$16.23</b>	<b>\$33,760</b>		Installation, Maintenance, & Repair Occupations	<b>Denver-Aurora MSA</b>	<b>\$20.18</b>	<b>\$41,980</b>	
	Boulder MSA	\$16.12	\$33,520	0.7		Boulder MSA	\$20.14	\$41,900	0.2
	North Central BOS Area	\$15.77	\$32,810	2.8		Greeley MSA	\$19.58	\$40,740	3.0
	<b>Statewide</b>	<b>\$15.39</b>	<b>\$32,020</b>	<b>5.2</b>		<b>Statewide</b>	<b>\$19.37</b>	<b>\$40,290</b>	<b>4.0</b>
	Colorado Springs MSA	\$14.53	\$30,230	10.5		North Central BOS Area	\$18.65	\$38,800	7.6
	Ft. Collins-Loveland MSA	\$14.23	\$29,600	12.3		Ft. Collins-Loveland MSA	\$18.64	\$38,770	7.6
	Greeley MSA	\$13.78	\$28,670	15.1		Western BOS Area	\$18.31	\$38,080	9.3
	Western BOS Area	\$13.55	\$28,180	16.5		Colorado Springs MSA	\$18.17	\$37,790	10.0
	Grand Junction MSA	\$13.26	\$27,570	18.3		Central BOS Area	\$18.00	\$37,430	10.8
	Pueblo MSA	\$12.94	\$26,920	20.3		Pueblo MSA	\$17.20	\$35,790	14.8
	Central BOS Area	\$12.75	\$26,520	21.4		Grand Junction MSA	\$17.06	\$35,480	15.5
	Eastern & Southern BOS Area	\$12.22	\$25,420	24.7		Eastern & Southern BOS Area	\$16.40	\$34,100	18.7
	Farming, Fishing, & Forestry Occupations	<b>Ft. Collins-Loveland MSA</b>	<b>\$14.30</b>	<b>\$29,750</b>			Production Occupations	<b>Ft. Collins-Loveland MSA</b>	<b>\$16.43</b>
North Central BOS Area		\$13.56	\$28,200	5.2	Central BOS Area	\$15.91		\$33,090	3.2
Greeley MSA		\$12.98	\$27,000	9.2	Denver-Aurora MSA	\$15.32		\$31,870	6.8
Western BOS Area		\$11.44	\$23,800	20.0	Boulder MSA	\$15.09		\$31,400	8.2
Denver-Aurora MSA		\$11.37	\$23,650	20.5	Western BOS Area	\$15.08		\$31,360	8.2
<b>Statewide</b>		<b>\$10.79</b>	<b>\$22,450</b>	<b>24.5</b>	<b>Statewide</b>	<b>\$15.07</b>		<b>\$31,350</b>	<b>8.3</b>
Colorado Springs MSA		\$9.53	\$19,830	33.4	Greeley MSA	\$14.43		\$30,010	12.2
Eastern & Southern BOS Area		\$9.30	\$19,350	35.0	Pueblo MSA	\$14.36		\$29,860	12.6
Pueblo MSA		\$9.22	\$19,170	35.5	Colorado Springs MSA	\$14.33		\$29,810	12.8
					Grand Junction MSA	\$13.97		\$29,050	15.0
				Eastern & Southern BOS Area	\$12.91	\$26,860	21.4		
Construction & Extraction Occupations	<b>North Central BOS Area</b>	<b>\$18.99</b>	<b>\$39,500</b>		Transportation & Material Moving Occupations	<b>Boulder MSA</b>	<b>\$16.96</b>	<b>\$35,280</b>	
	Western BOS Area	\$18.71	\$38,920	1.5		Denver-Aurora MSA	\$15.45	\$32,130	8.9
	Boulder MSA	\$18.67	\$38,830	1.7		Western BOS Area	\$15.08	\$31,380	11.1
	Denver-Aurora MSA	\$18.51	\$38,500	2.5		<b>Statewide</b>	<b>\$15.05</b>	<b>\$31,310</b>	<b>11.3</b>
	Colorado Springs MSA	\$18.23	\$37,920	4.0		North Central BOS Area	\$14.70	\$30,580	13.3
	<b>Statewide</b>	<b>\$18.22</b>	<b>\$37,900</b>	<b>4.1</b>		Greeley MSA	\$14.04	\$29,200	17.2
	Ft. Collins-Loveland MSA	\$18.05	\$37,540	4.9		Ft. Collins-Loveland MSA	\$13.85	\$28,800	18.3
	Grand Junction MSA	\$17.23	\$35,840	9.3		Colorado Springs MSA	\$13.43	\$27,930	20.8
	Greeley MSA	\$17.12	\$35,610	9.8		Grand Junction MSA	\$13.05	\$27,150	23.1
	Central BOS Area	\$16.17	\$33,630	14.8		Central BOS Area	\$12.79	\$26,590	24.6
	Eastern & Southern BOS Area	\$15.34	\$31,900	19.2		Pueblo MSA	\$12.74	\$26,510	24.9
Pueblo MSA	\$15.23	\$31,680	19.8	Eastern & Southern BOS Area	\$11.75	\$24,450	30.7		

## *Regional Employment Distribution in Major Occupational and Industry Groups*

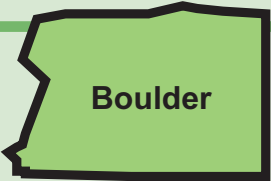
Employment distribution and average hourly wages for major occupational and industry groups for each MSA and BOS area are shown in Figures 5a through 15a. Percentile wages for major industry groups in each region are included in Tables 12 through 22.

The **office and administrative support, sales and related**, and **food preparation and serving-related**

occupational groups occupy the top three spots in terms of employment for all MSAs except Greeley. For the Greeley MSA and the four BOS areas these occupational groups all appear in the top five. Occupations that consistently have relatively few workers across most regions include **legal; farming, fishing, and forestry**; and **arts, design, entertainment, sports, and media**.

With regard to major industry groups, **retail** is consistently among the top four employers in all Colorado regions and is number one in the Colorado Springs, Denver-Aurora, Fort Collins-Loveland, and Grand Junction MSAs. **Accommodation and food services** is consistently one of the top five employers

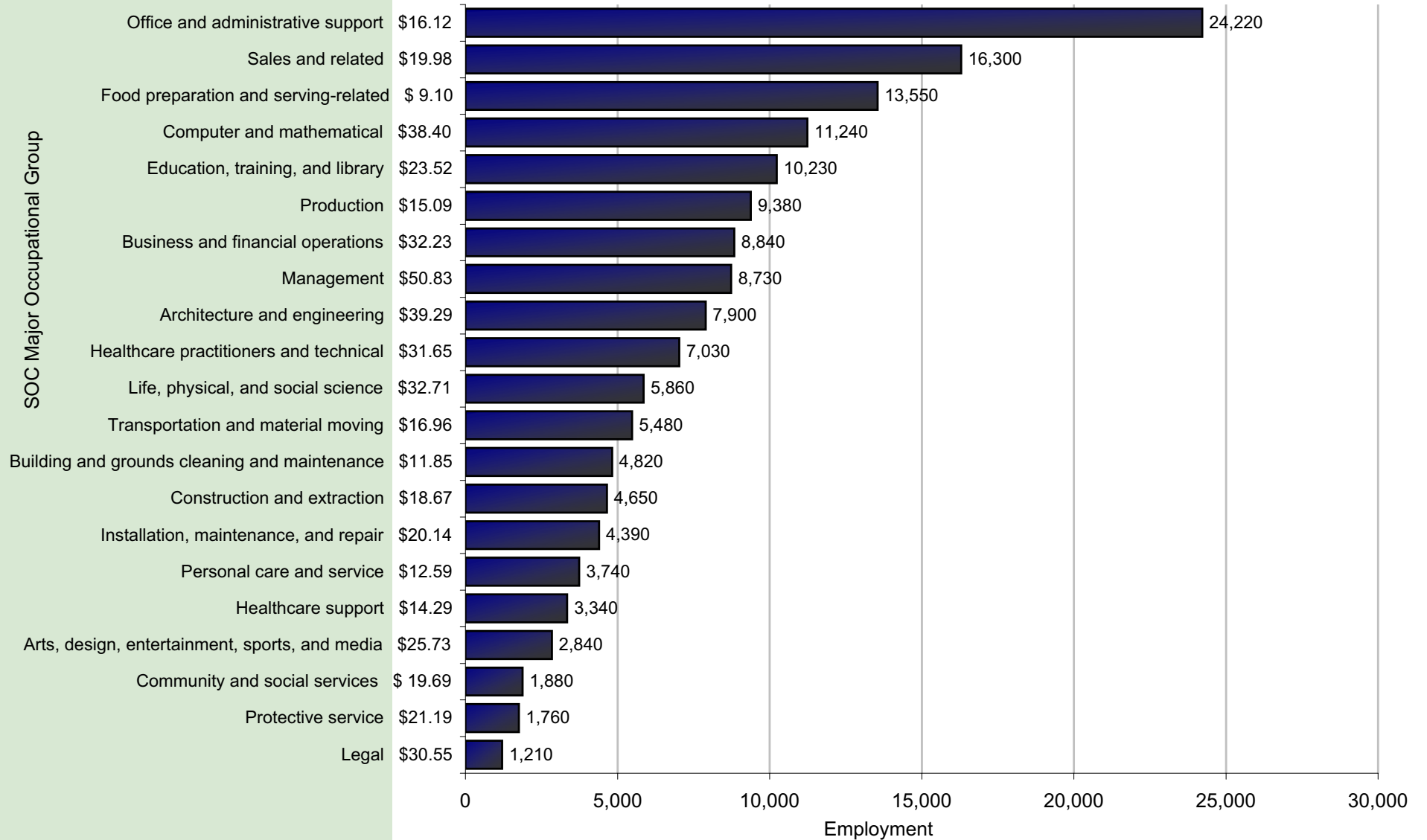
across regions, while **health care and social services** consistently ranks in the top six (with the exception of the North Central Colorado BOS area, where it ranks eighth). **Public administration** is a relatively more important employer in the four BOS areas than in the seven MSAs, and is the largest industry in terms of employment in Eastern and Southern Colorado and Central Colorado. Industries employing relatively few workers in most areas include **utilities; agriculture, forestry, fishing, and hunting**; and **management of companies and enterprises**.



Boulder

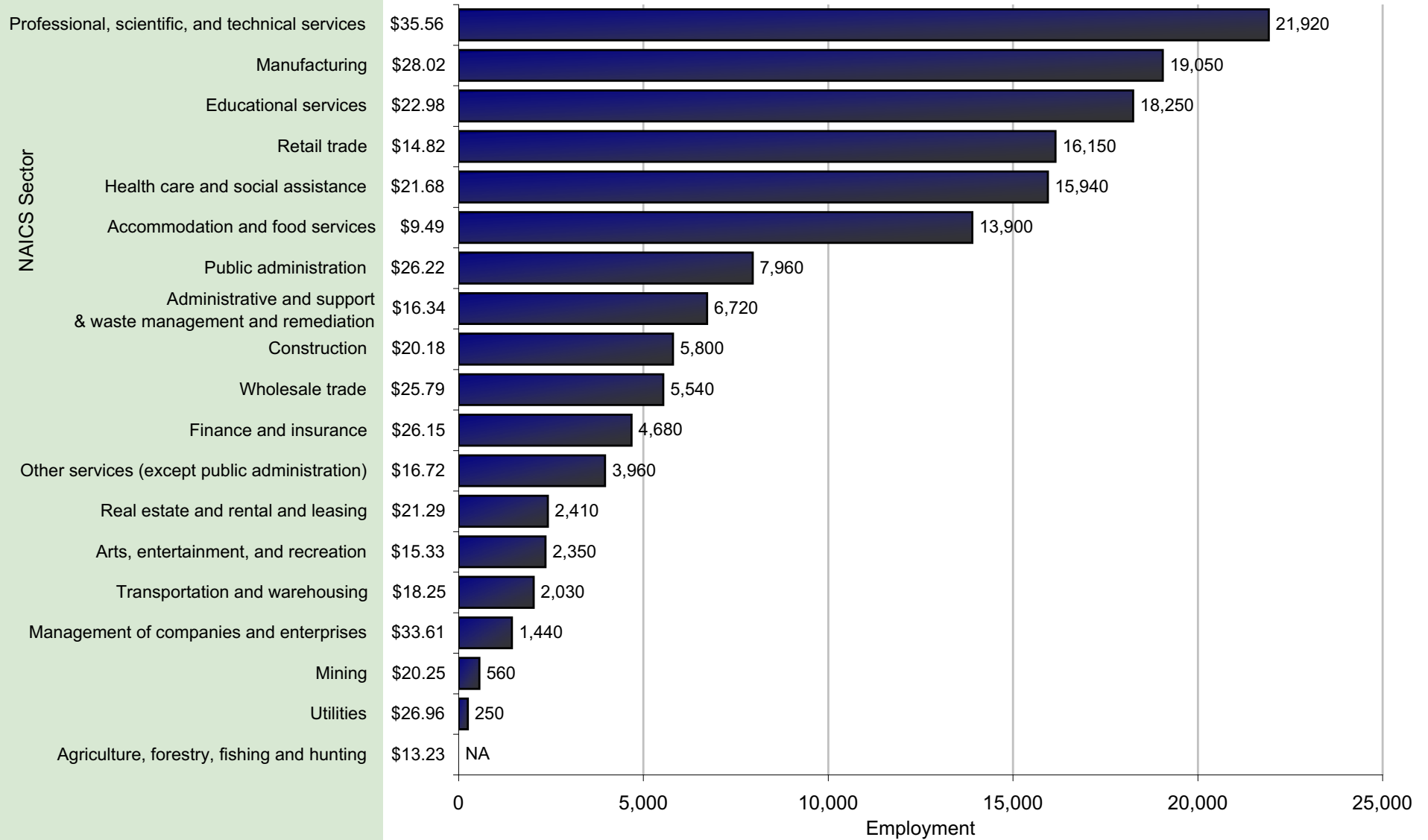
**Boulder  
MSA**

**Figure 5a: Employment Distribution and Average Hourly Wage  
in Major Occupational Groups  
(Boulder Metropolitan Statistical Area, May 2006)**





**Figure 5b: Employment Distribution and Average Hourly Wage in Major Industry Groups (Boulder Metropolitan Statistical Area, May 2006)**





**Table 12: Percentile Wages by Industry (Boulder Metropolitan Statistical Area, May 2006)**

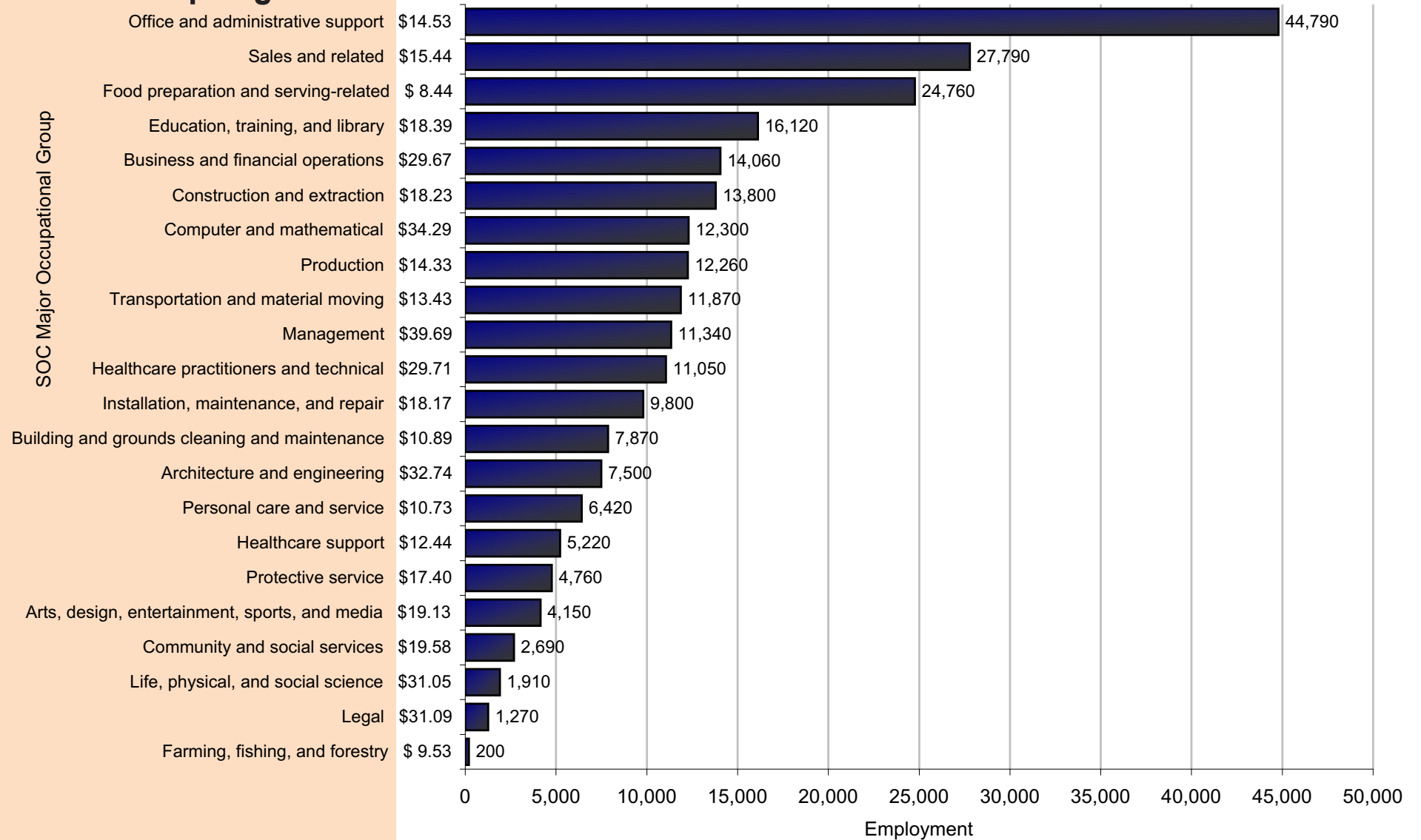
NAICS Sector	Average Hourly	Average Annual	PRSE*	10 <sup>th</sup> Percentile Hourly	10 <sup>th</sup> Percentile Annual	25 <sup>th</sup> Percentile Hourly	25 <sup>th</sup> Percentile Annual	Median Hourly	Median Annual	75 <sup>th</sup> Percentile Hourly	75 <sup>th</sup> Percentile Annual	90 <sup>th</sup> Percentile Hourly	90 <sup>th</sup> Percentile Annual
Agriculture, forestry, fishing and hunting	\$13.23	\$27,527	14.29	\$7.71	\$16,034	\$8.91	\$18,529	\$12.63	\$26,266	\$14.37	\$29,880	\$16.07	\$33,435
Mining	\$20.25	\$42,111	5.99	\$11.69	\$24,307	\$14.04	\$29,212	\$18.72	\$38,947	\$22.33	\$46,449	\$30.77	\$64,005
Utilities	\$26.96	\$56,087	2.58	\$12.98	\$27,007	\$18.76	\$39,018	\$26.51	\$55,148	\$32.88	\$68,392	\$39.40	\$81,957
Construction	\$20.18	\$41,981	3.12	\$10.77	\$22,408	\$13.47	\$28,011	\$17.66	\$36,734	\$23.74	\$49,375	\$32.40	\$67,385
Manufacturing	\$28.02	\$58,284	3.43	\$10.45	\$21,733	\$13.97	\$29,063	\$22.39	\$46,565	\$37.57	\$78,143	\$55.21	\$114,832
Wholesale trade	\$25.79	\$53,648	5.77	\$9.63	\$20,028	\$13.15	\$27,351	\$18.69	\$38,884	\$32.77	\$68,152	\$54.38	\$113,117
Retail trade	\$14.82	\$30,822	2.07	\$7.75	\$16,116	\$9.29	\$19,320	\$12.00	\$24,960	\$16.74	\$34,824	\$25.51	\$53,062
Transportation and warehousing	\$18.25	\$37,963	4.59	\$10.20	\$21,208	\$12.83	\$26,691	\$18.52	\$38,515	\$22.20	\$46,184	\$24.50	\$50,951
Finance and insurance	\$26.15	\$54,390	4.98	\$11.08	\$23,036	\$13.40	\$27,867	\$18.36	\$38,192	\$31.99	\$66,534	\$52.24	\$108,664
Real estate and rental and leasing	\$21.29	\$44,275	14.18	\$8.19	\$17,031	\$10.31	\$21,452	\$14.83	\$30,849	\$21.57	\$44,873	\$41.06	\$85,408
Professional, scientific, and technical services	\$35.56	\$73,960	3.2	\$13.40	\$27,867	\$20.07	\$41,750	\$31.23	\$64,960	\$46.78	\$97,311	\$63.16	\$131,373
Management of companies and enterprises	\$33.61	\$69,900	2.75	\$15.30	\$31,825	\$19.18	\$39,886	\$28.16	\$58,567	\$41.85	\$87,040	\$60.99	\$126,866
Administrative and support and waste management and remediation services	\$16.34	\$33,978	5.12	\$7.98	\$16,594	\$9.72	\$20,226	\$13.20	\$27,460	\$18.58	\$38,655	\$28.36	\$58,994
Educational services	\$22.98	\$47,798	5.23	\$11.43	\$23,783	\$14.64	\$30,445	\$20.48	\$42,591	\$28.35	\$58,968	\$38.03	\$79,111
Health care and social assistance	\$21.68	\$45,104	2.48	\$9.75	\$20,274	\$12.25	\$25,477	\$16.99	\$35,338	\$27.05	\$56,267	\$35.67	\$74,197
Arts, entertainment, and recreation	\$15.33	\$31,892	6.44	\$6.97	\$14,496	\$8.28	\$17,219	\$11.17	\$23,238	\$18.77	\$39,047	\$28.93	\$60,168
Accommodation and food services	\$9.49	\$19,749	1.64	\$5.86	\$12,181	\$6.67	\$13,882	\$8.20	\$17,049	\$10.86	\$22,591	\$14.61	\$30,393
Other services (except public administration)	\$16.72	\$34,787	4.17	\$7.92	\$16,477	\$9.74	\$20,249	\$13.46	\$27,993	\$19.75	\$41,070	\$30.70	\$63,849
Public administration	\$26.22	\$54,540	7.59	\$10.96	\$22,800	\$16.01	\$33,306	\$22.39	\$46,562	\$31.56	\$65,649	\$49.76	\$103,509

\*Percent relative standard error of the average wage

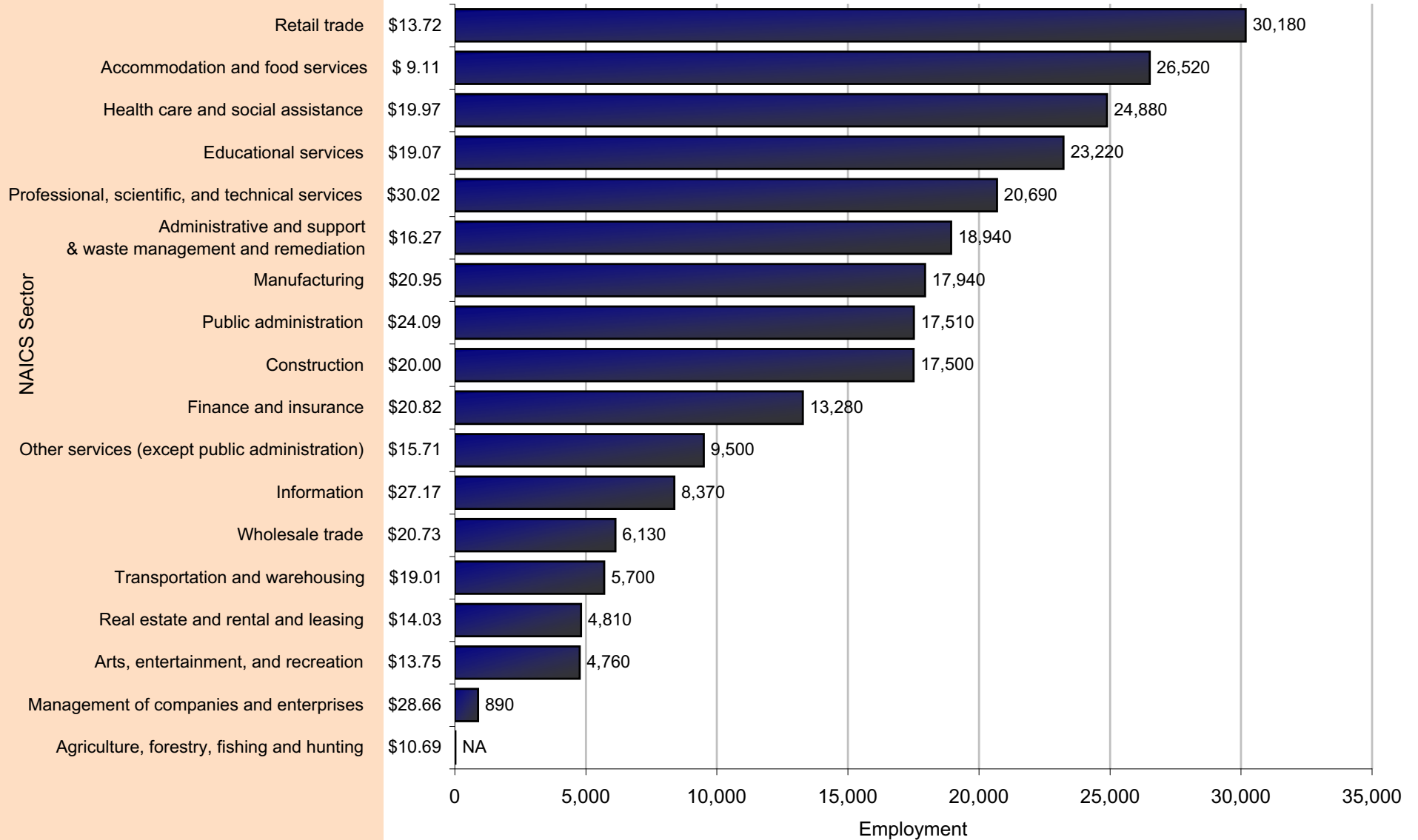


### Colorado Springs MSA

**Figure 6a: Employment Distribution and Average Hourly Wage in Major Occupational Groups (Colorado Springs Metropolitan Statistical Area, May 2006)**



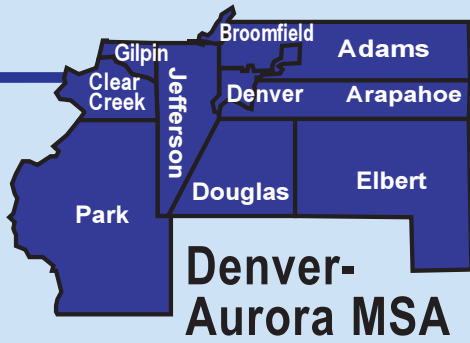
**Figure 6b: Employment Distribution and Average Hourly Wage in Major Industry Groups (Colorado Springs Metropolitan Statistical Area, May 2006)**



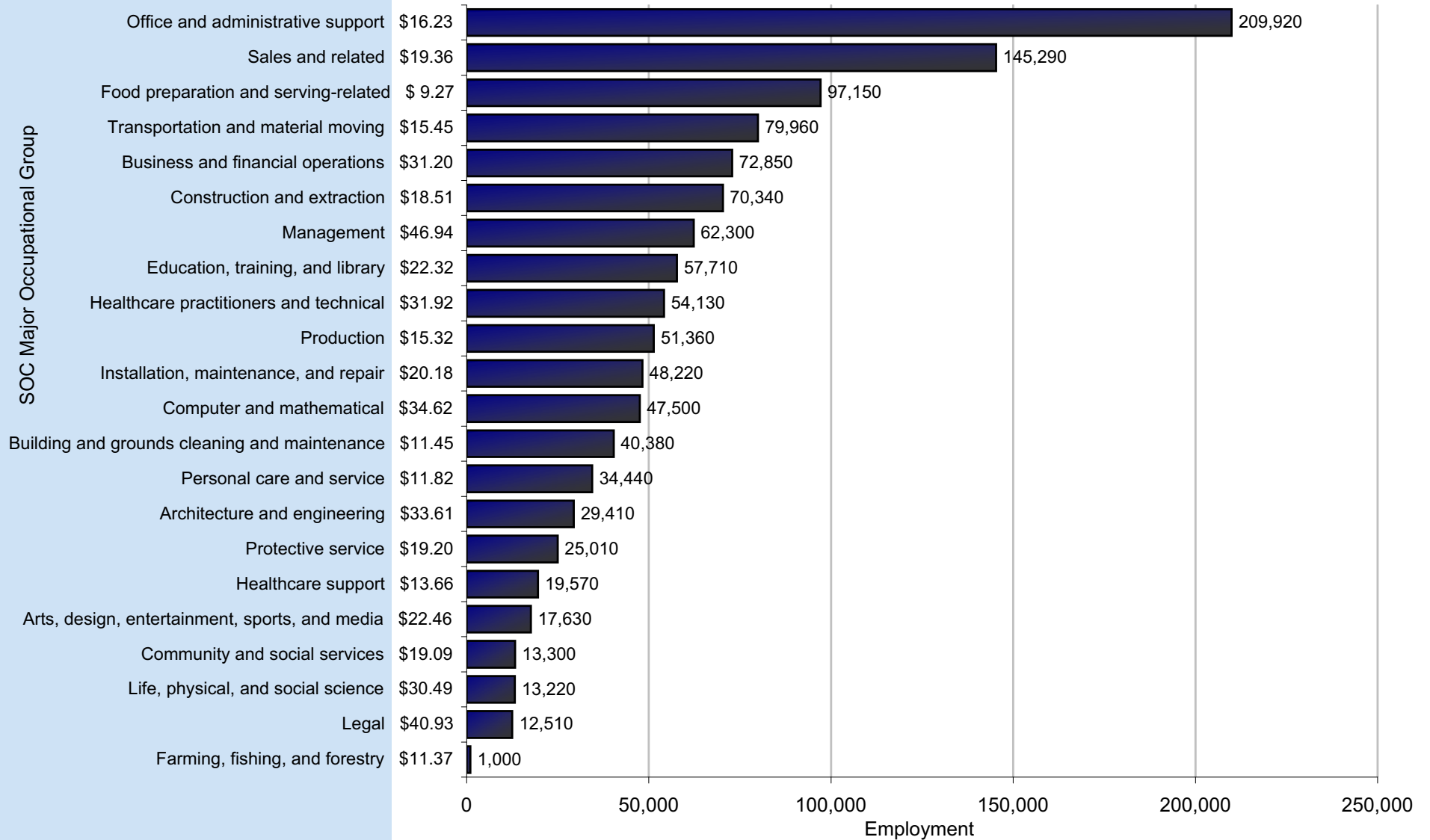
**Table 13: Percentile Wages by Industry (Colorado Springs Metropolitan Statistical Area, May 2006)**

NAICS Sector	Average Hourly	Average Annual	PRSE*	10 <sup>th</sup> Percentile Hourly	10 <sup>th</sup> Percentile Annual	25 <sup>th</sup> Percentile Hourly	25 <sup>th</sup> Percentile Annual	Median Hourly	Median Annual	75 <sup>th</sup> Percentile Hourly	75 <sup>th</sup> Percentile Annual	90 <sup>th</sup> Percentile Hourly	90 <sup>th</sup> Percentile Annual
Agriculture, forestry, fishing and hunting	\$10.69	\$22,229	5.89	\$6.20	\$12,892	\$7.25	\$15,089	\$10.29	\$21,413	\$13.28	\$27,617	\$17.35	\$36,096
Utilities	\$24.63	\$51,221	5.76	\$12.72	\$26,459	\$17.79	\$37,008	\$23.54	\$48,964	\$29.73	\$61,834	\$35.52	\$73,876
Construction	\$20.00	\$41,605	2.38	\$10.36	\$21,547	\$13.25	\$27,560	\$17.51	\$36,430	\$23.97	\$49,862	\$32.24	\$67,049
Manufacturing	\$20.95	\$43,583	4.05	\$9.62	\$20,015	\$11.73	\$24,396	\$16.27	\$33,842	\$25.48	\$52,992	\$39.96	\$83,117
Wholesale trade	\$20.73	\$43,111	4.27	\$8.74	\$18,171	\$11.73	\$24,407	\$16.04	\$33,371	\$24.80	\$51,584	\$36.63	\$76,200
Retail trade	\$13.72	\$28,532	1.65	\$7.14	\$14,857	\$8.37	\$17,403	\$10.84	\$22,550	\$15.67	\$32,589	\$22.93	\$47,688
Transportation and warehousing	\$19.01	\$39,543	2.79	\$10.43	\$21,694	\$13.37	\$27,820	\$18.89	\$39,292	\$22.26	\$46,309	\$26.70	\$55,544
Information	\$27.17	\$56,516	2.77	\$9.64	\$20,049	\$14.87	\$30,937	\$24.93	\$51,845	\$37.92	\$78,867	\$47.67	\$99,146
Finance and insurance	\$20.82	\$43,313	3.06	\$10.49	\$21,829	\$12.84	\$26,697	\$16.43	\$34,175	\$23.40	\$48,675	\$36.21	\$75,320
Real estate and rental and leasing	\$14.03	\$29,187	5.64	\$6.64	\$13,811	\$8.73	\$18,167	\$11.65	\$24,238	\$16.40	\$34,104	\$23.19	\$48,231
Professional, scientific, and technical services	\$30.02	\$62,436	2.81	\$11.87	\$24,699	\$16.77	\$34,891	\$26.98	\$56,117	\$39.23	\$81,599	\$52.09	\$108,357
Management of companies and enterprises	\$28.66	\$59,603	5.26	\$11.84	\$24,624	\$16.53	\$34,383	\$27.45	\$57,098	\$34.68	\$72,140	\$46.89	\$97,536
Administrative and support and waste management and remediation services	\$16.27	\$33,842	5.68	\$8.27	\$17,211	\$10.02	\$20,840	\$12.88	\$26,801	\$17.35	\$36,089	\$28.32	\$58,896
Educational services	\$19.07	\$39,674	1.45	\$9.76	\$20,306	\$12.66	\$26,342	\$17.06	\$35,487	\$23.10	\$48,043	\$30.78	\$64,023
Health care and social assistance	\$19.97	\$41,546	2.42	\$8.83	\$18,371	\$10.89	\$22,652	\$14.87	\$30,929	\$23.51	\$48,893	\$33.17	\$68,996
Arts, entertainment, and recreation	\$13.75	\$28,594	4.16	\$6.68	\$13,899	\$7.96	\$16,554	\$10.16	\$21,139	\$14.77	\$30,721	\$24.17	\$50,283
Accommodation and food services	\$9.11	\$18,944	1.68	\$5.79	\$12,052	\$6.50	\$13,511	\$7.86	\$16,341	\$10.21	\$21,228	\$13.61	\$28,310
Other services (except public administration)	\$15.71	\$32,685	2.66	\$6.89	\$14,333	\$8.75	\$18,194	\$12.36	\$25,701	\$19.08	\$39,685	\$28.13	\$58,519
Public administration	\$24.09	\$50,111	4.08	\$12.63	\$26,263	\$16.61	\$34,559	\$22.50	\$46,798	\$30.13	\$62,675	\$38.41	\$79,901

\*Percent relative standard error of the average wage



**Figure 7a: Employment Distribution and Average Hourly Wage in Major Occupational Groups (Denver-Aurora Metropolitan Statistical Area, May 2006)**



**Figure 7b: Employment Distribution and Average Hourly Wage  
in Major Industry Groups  
(Denver-Aurora Metropolitan Statistical Area, May 2006)**

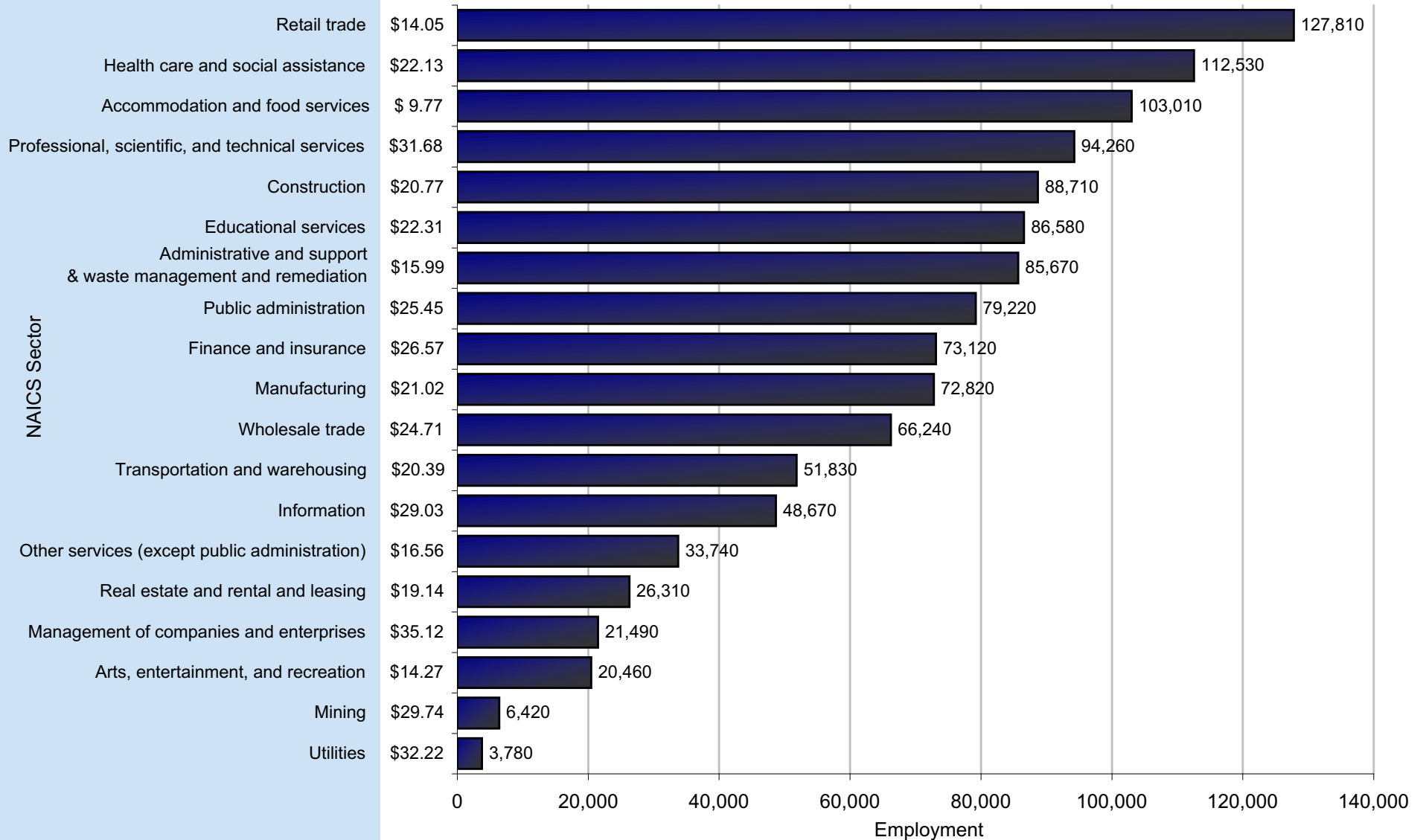




Table 14: Percentile Wages by Industry — Denver-Aurora MSA, May 2006)

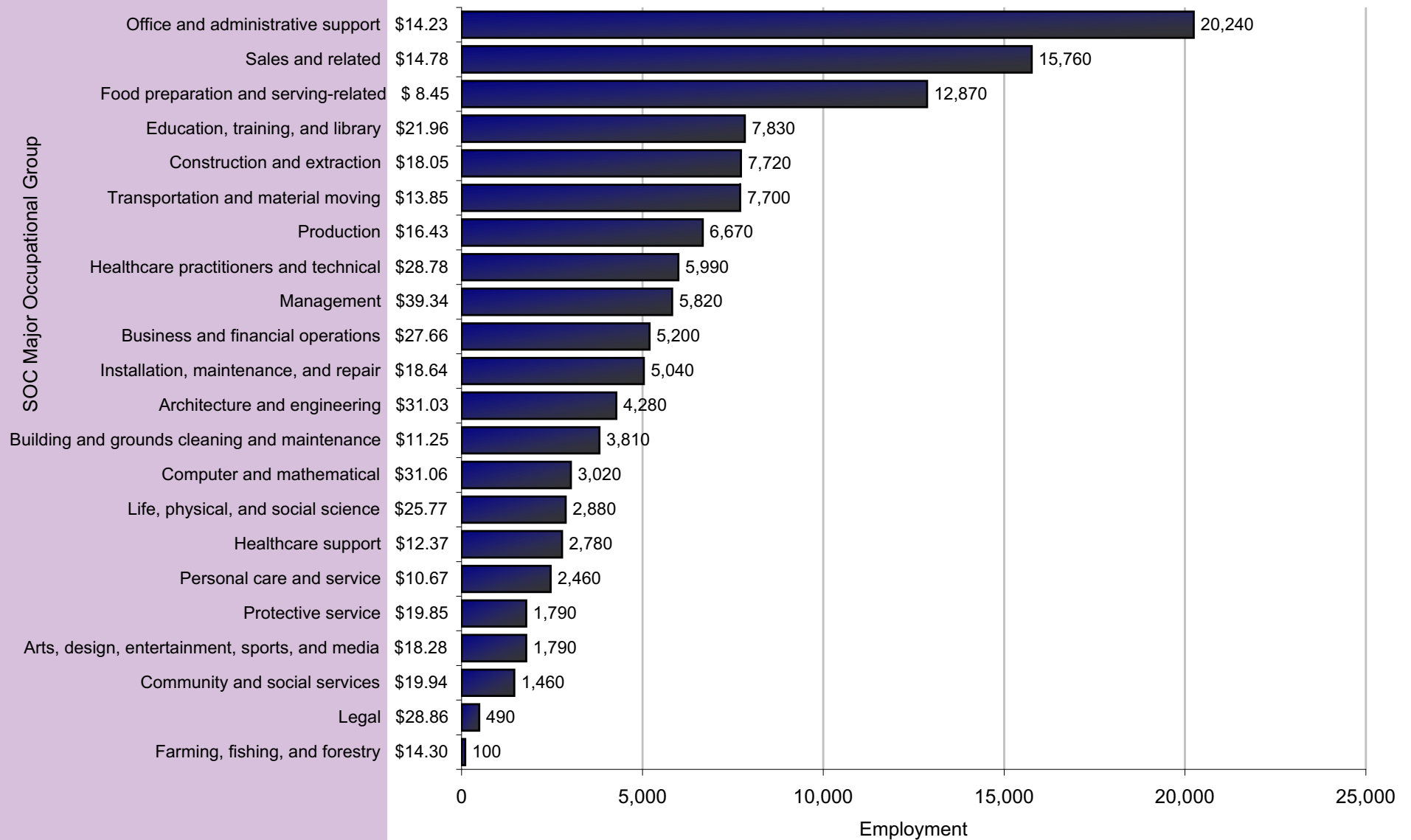
NAICS Sector	Average Hourly	Average Annual	PRSE*	10 <sup>th</sup> Percentile Hourly	10 <sup>th</sup> Percentile Annual	25 <sup>th</sup> Percentile Hourly	25 <sup>th</sup> Percentile Annual	Median Hourly	Median Annual	75 <sup>th</sup> Percentile Hourly	75 <sup>th</sup> Percentile Annual	90 <sup>th</sup> Percentile Hourly	90 <sup>th</sup> Percentile Annual
Agriculture, forestry, fishing and hunting	\$12.75	\$26,515	5.26	\$7.54	\$15,691	\$9.31	\$19,362	\$12.33	\$25,646	\$14.57	\$30,302	\$18.39	\$38,253
Mining	\$29.74	\$61,864	3.46	\$13.79	\$28,679	\$18.51	\$38,506	\$24.80	\$51,581	\$36.01	\$74,906	\$53.87	\$112,053
Utilities	\$32.22	\$67,021	4.06	\$17.05	\$35,467	\$23.22	\$48,290	\$29.12	\$60,572	\$37.11	\$77,197	\$49.72	\$103,426
Construction	\$20.77	\$43,206	1.16	\$10.97	\$22,818	\$13.91	\$28,925	\$18.10	\$37,641	\$24.50	\$50,969	\$33.25	\$69,170
Manufacturing	\$21.02	\$43,730	3.34	\$9.68	\$20,145	\$12.31	\$25,602	\$17.18	\$35,726	\$25.19	\$52,389	\$38.28	\$79,618
Wholesale trade	\$24.71	\$51,400	2.18	\$10.27	\$21,354	\$13.62	\$28,328	\$19.49	\$40,541	\$30.64	\$63,723	\$45.27	\$94,161
Retail trade	\$14.05	\$29,222	0.93	\$7.49	\$15,577	\$8.76	\$18,230	\$11.34	\$23,582	\$16.34	\$33,980	\$22.79	\$47,398
Transportation and warehousing	\$20.39	\$42,410	2.18	\$10.37	\$21,559	\$13.39	\$27,849	\$18.25	\$37,959	\$23.16	\$48,182	\$31.09	\$64,673
Information	\$29.03	\$60,387	2.29	\$11.42	\$23,761	\$17.33	\$36,056	\$25.69	\$53,426	\$37.11	\$77,191	\$51.49	\$107,090
Finance and insurance	\$26.57	\$55,270	2.37	\$11.77	\$24,484	\$14.69	\$30,553	\$19.96	\$41,510	\$31.08	\$64,639	\$49.66	\$103,283
Real estate and rental and leasing	\$19.14	\$39,817	3.03	\$8.31	\$17,278	\$11.02	\$22,914	\$14.66	\$30,501	\$22.23	\$46,235	\$35.34	\$73,514
Professional, scientific, and technical services	\$31.68	\$65,893	1.86	\$13.04	\$27,119	\$18.27	\$37,992	\$26.92	\$55,988	\$40.58	\$84,407	\$56.59	\$117,713
Management of companies and enterprises	\$35.12	\$73,060	2.26	\$14.31	\$29,773	\$18.94	\$39,393	\$28.85	\$60,018	\$44.95	\$93,506	\$65.90	\$137,068
Administrative and support and waste management and remediation services	\$15.99	\$33,264	2.4	\$7.87	\$16,366	\$9.78	\$20,338	\$12.73	\$26,476	\$17.66	\$36,727	\$27.28	\$56,749
Educational services	\$22.31	\$46,413	2.77	\$11.51	\$23,931	\$14.43	\$30,008	\$19.56	\$40,693	\$27.49	\$57,189	\$35.47	\$73,780
Health care and social assistance	\$22.13	\$46,038	2.27	\$9.29	\$19,317	\$12.24	\$25,455	\$16.99	\$35,347	\$26.70	\$55,546	\$36.75	\$76,449
Arts, entertainment, and recreation	\$14.27	\$29,682	2.33	\$6.49	\$13,503	\$8.11	\$16,874	\$11.23	\$23,365	\$16.90	\$35,157	\$26.35	\$54,810
Accommodation and food services	\$9.77	\$20,312	1.58	\$5.94	\$12,348	\$6.87	\$14,290	\$8.55	\$17,784	\$10.90	\$22,673	\$14.34	\$29,826
Other services (except public administration)	\$16.56	\$34,436	2.61	\$7.51	\$15,618	\$9.54	\$19,835	\$13.23	\$27,528	\$20.65	\$42,957	\$29.69	\$61,746
Public administration	\$25.45	\$52,935	3.22	\$12.11	\$25,190	\$16.76	\$34,870	\$23.17	\$48,191	\$32.65	\$67,909	\$43.17	\$89,796

\*Percent relative standard error of the average wage

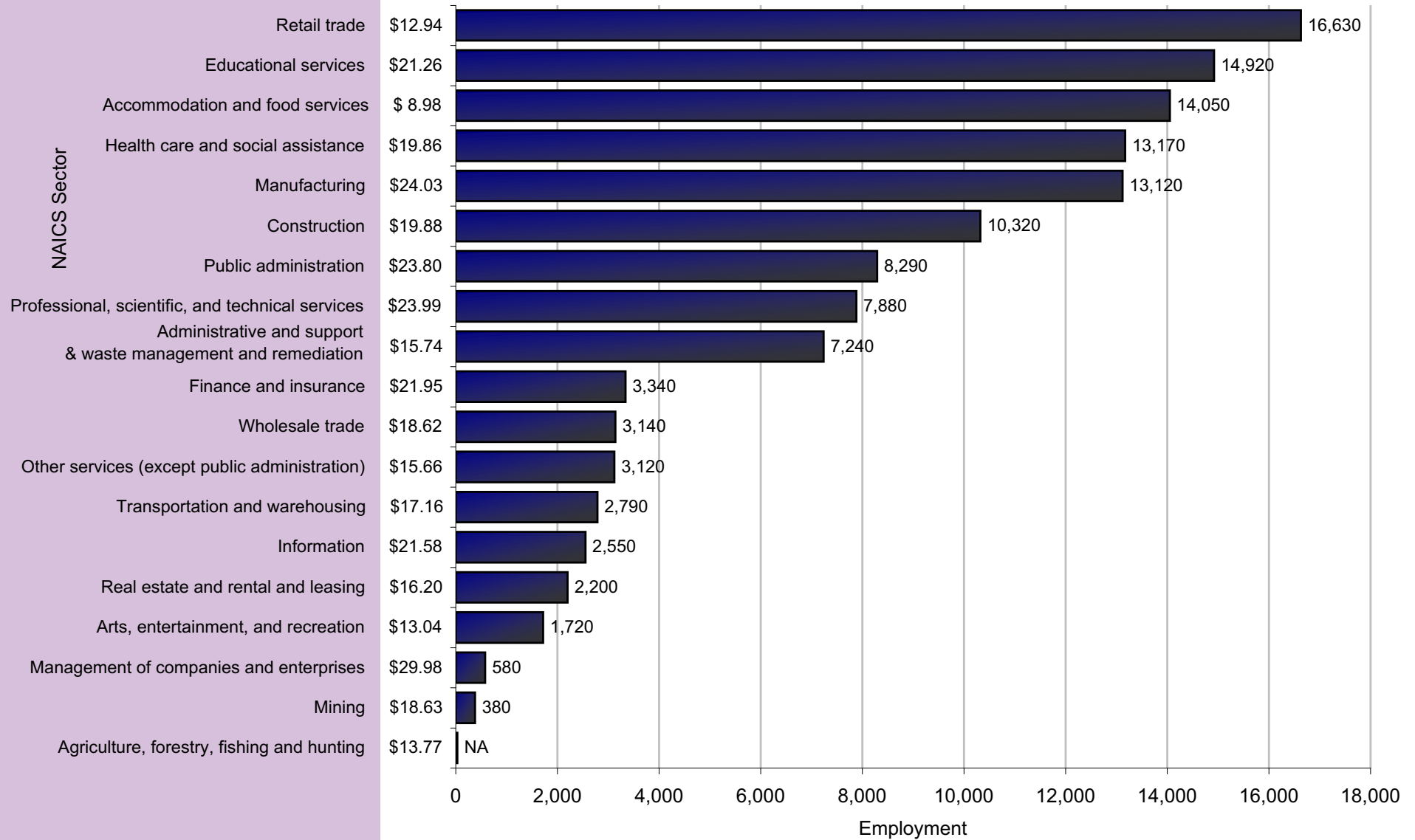
Larimer

Ft. Collins-  
Loveland  
MSA

**Figure 8a: Employment Distribution and Average Hourly Wage  
in Major Occupational Groups  
(Fort Collins-Loveland Metropolitan Statistical Area, May 2006)**



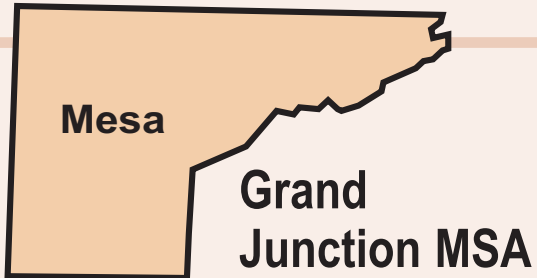
**Figure 8b: Employment Distribution and Average Hourly Wage  
in Major Industry Groups  
(Fort Collins-Loveland Metropolitan Statistical Area, May 2006)**



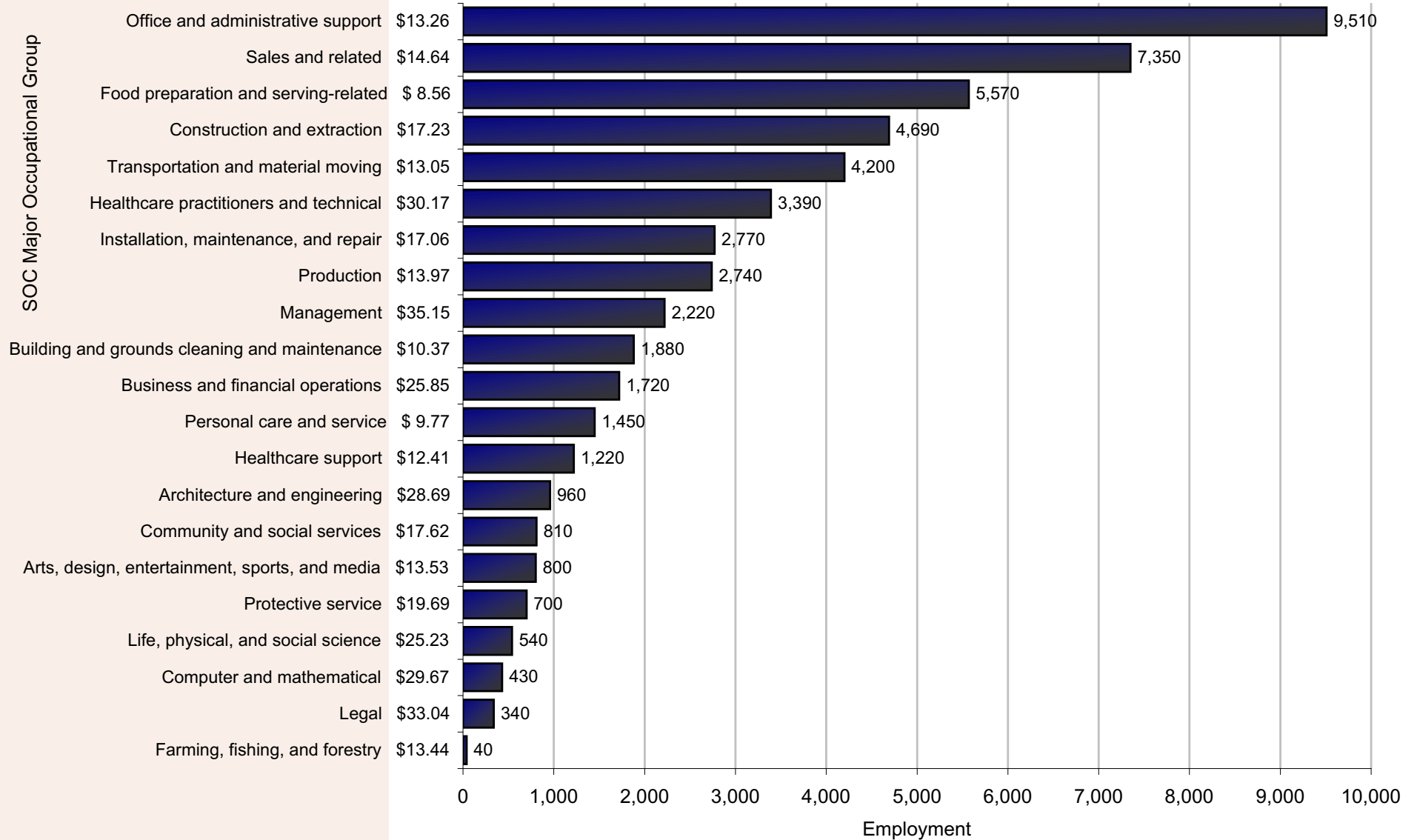
**Table 15: Percentile Wages by Industry (Fort Collins-Loveland Metropolitan Statistical Area, May 2006)**

NAICS Sector	Average Hourly	Average Annual	PRSE*	10 <sup>th</sup> Percentile Hourly	10 <sup>th</sup> Percentile Annual	25 <sup>th</sup> Percentile Hourly	25 <sup>th</sup> Percentile Annual	Median Hourly	Median Annual	75 <sup>th</sup> Percentile Hourly	75 <sup>th</sup> Percentile Annual	90 <sup>th</sup> Percentile Hourly	90 <sup>th</sup> Percentile Annual
Agriculture, forestry, fishing and hunting	\$13.77	\$28,637	5.03	\$9.01	\$18,735	\$10.18	\$21,164	\$11.68	\$24,301	\$17.25	\$35,885	\$20.24	\$42,092
Mining	\$18.63	\$38,744	4.26	\$11.18	\$23,261	\$13.36	\$27,791	\$16.34	\$33,996	\$21.24	\$44,176	\$28.41	\$59,087
Utilities	\$23.19	\$48,241	7.04	\$11.91	\$24,763	\$14.47	\$30,106	\$19.33	\$40,199	\$27.64	\$57,491	\$41.83	\$87,001
Construction	\$19.88	\$41,357	3.26	\$10.37	\$21,572	\$12.88	\$26,782	\$17.13	\$35,623	\$23.08	\$48,012	\$32.30	\$67,186
Manufacturing	\$24.03	\$49,993	3.32	\$10.61	\$22,068	\$14.19	\$29,518	\$20.71	\$43,087	\$29.61	\$61,592	\$43.55	\$90,588
Wholesale trade	\$18.62	\$38,724	3.53	\$7.87	\$16,373	\$10.09	\$20,982	\$14.90	\$30,992	\$22.68	\$47,181	\$34.39	\$71,533
Retail trade	\$12.94	\$26,909	1.95	\$6.99	\$14,535	\$8.18	\$17,017	\$10.31	\$21,452	\$14.80	\$30,783	\$21.68	\$45,097
Transportation and warehousing	\$17.16	\$35,683	2.57	\$10.07	\$20,948	\$14.65	\$30,462	\$16.77	\$34,877	\$20.05	\$41,706	\$23.86	\$49,629
Information	\$21.58	\$44,886	4.65	\$7.94	\$16,506	\$12.30	\$25,587	\$18.10	\$37,654	\$26.36	\$54,832	\$38.60	\$80,284
Finance and insurance	\$21.95	\$45,656	4.92	\$9.58	\$19,924	\$12.13	\$25,237	\$16.30	\$33,905	\$24.60	\$51,169	\$42.57	\$88,554
Real estate and rental and leasing	\$16.20	\$33,705	7.71	\$7.26	\$15,101	\$9.50	\$19,759	\$13.39	\$27,848	\$18.74	\$38,974	\$26.41	\$54,936
Professional, scientific, and technical services	\$23.99	\$49,906	7.77	\$8.27	\$17,203	\$12.07	\$25,099	\$19.05	\$39,626	\$30.60	\$63,656	\$47.80	\$99,416
Management of companies and enterprises	\$29.98	\$62,349	6.91	\$11.86	\$24,669	\$15.45	\$32,127	\$21.83	\$45,404	\$34.83	\$72,457	\$64.63	\$134,420
Administrative and support and waste management and remediation services	\$15.74	\$32,737	5.15	\$7.87	\$16,368	\$9.60	\$19,966	\$12.83	\$26,689	\$17.73	\$36,884	\$27.46	\$57,115
Educational services	\$21.26	\$44,219	5.29	\$9.94	\$20,669	\$13.32	\$27,714	\$18.65	\$38,797	\$26.18	\$54,455	\$35.78	\$74,419
Health care and social assistance	\$19.86	\$41,315	3.01	\$9.18	\$19,098	\$11.19	\$23,269	\$15.43	\$32,096	\$24.17	\$50,272	\$32.83	\$68,295
Arts, entertainment, and recreation	\$13.04	\$27,119	5.63	\$6.19	\$12,876	\$7.48	\$15,568	\$10.12	\$21,053	\$15.34	\$31,915	\$22.52	\$46,836
Accommodation and food services	\$8.98	\$18,678	1.57	\$5.78	\$12,015	\$6.45	\$13,418	\$7.76	\$16,134	\$10.12	\$21,058	\$13.77	\$28,634
Other services (except public administration)	\$15.66	\$32,563	5.72	\$8.16	\$16,967	\$10.11	\$21,032	\$12.56	\$26,117	\$18.72	\$38,942	\$26.73	\$55,604
Public administration	\$23.80	\$49,506	5.53	\$9.74	\$20,259	\$14.82	\$30,821	\$22.27	\$46,317	\$30.44	\$63,321	\$41.58	\$86,480

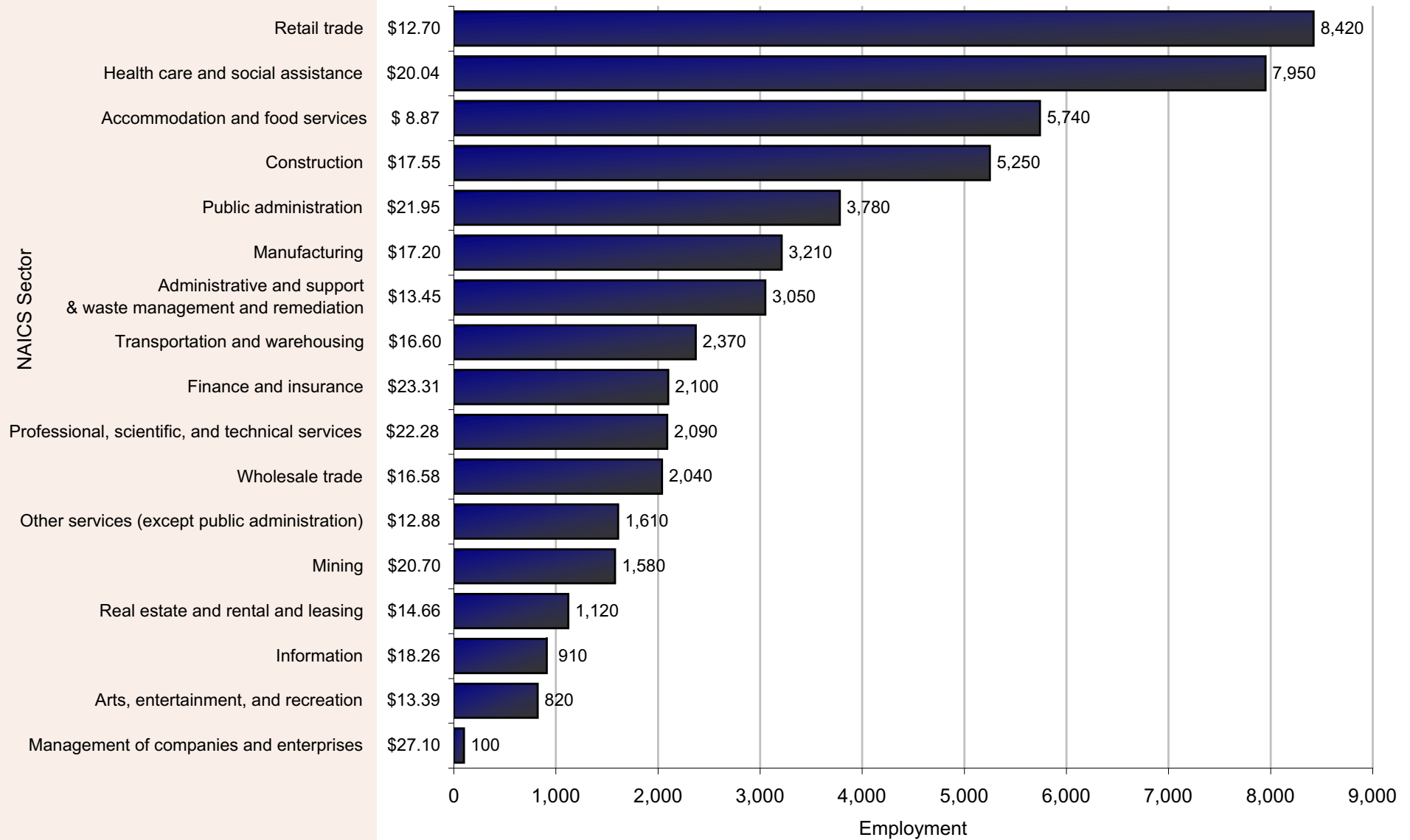
\*Percent relative standard error of the average wage



**Figure 9a: Employment Distribution and Average Hourly Wage  
in Major Occupational Groups  
(Grand Junction Metropolitan Statistical Area, May 2006)**



**Figure 9b: Employment Distribution and Average Hourly Wage  
in Major Industry Groups  
(Grand Junction Metropolitan Statistical Area, May 2006)**





**Table 16: Percentile Wages by Industry (Grand Junction Metropolitan Statistical Area, May 2006)**

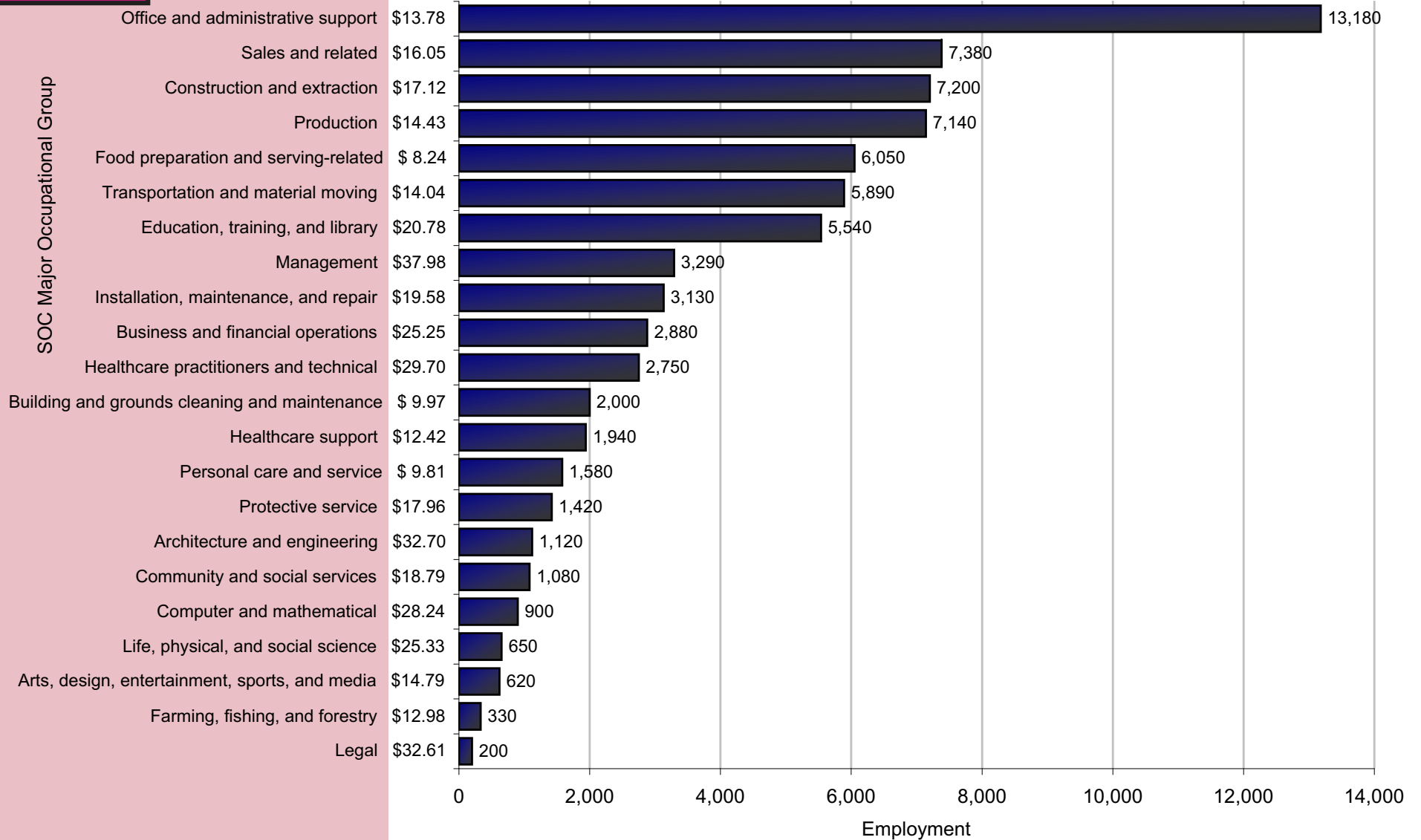
NAICS Sector	Average Hourly	Average Annual	PRSE*	10 <sup>th</sup> Percentile Hourly	10 <sup>th</sup> Percentile Annual	25 <sup>th</sup> Percentile Hourly	25 <sup>th</sup> Percentile Annual	Median Hourly	Median Annual	75 <sup>th</sup> Percentile Hourly	75 <sup>th</sup> Percentile Annual	90 <sup>th</sup> Percentile Hourly	90 <sup>th</sup> Percentile Annual
Mining	\$20.70	\$43,060	5.74	\$11.83	\$24,611	\$13.83	\$28,761	\$16.95	\$35,250	\$24.41	\$50,763	\$34.20	\$71,142
Construction	\$17.55	\$36,494	2.32	\$9.01	\$18,740	\$11.57	\$24,059	\$15.67	\$32,600	\$21.11	\$43,904	\$28.38	\$59,024
Manufacturing	\$17.20	\$35,777	2.41	\$8.42	\$17,519	\$10.51	\$21,860	\$14.07	\$29,259	\$19.88	\$41,351	\$29.26	\$60,854
Wholesale trade	\$16.58	\$34,481	2.34	\$8.32	\$17,299	\$10.67	\$22,195	\$14.19	\$29,516	\$19.34	\$40,222	\$27.37	\$56,921
Retail trade	\$12.70	\$26,413	3.06	\$6.54	\$13,594	\$7.96	\$16,554	\$10.35	\$21,537	\$14.52	\$30,210	\$21.08	\$43,845
Transportation and warehousing	\$16.60	\$34,532	3.35	\$8.98	\$18,686	\$10.75	\$22,360	\$14.77	\$30,714	\$20.78	\$43,232	\$24.96	\$51,907
Information	\$18.26	\$37,977	6.42	\$7.57	\$15,741	\$10.07	\$20,946	\$15.81	\$32,877	\$23.74	\$49,372	\$30.43	\$63,293
Finance and insurance	\$23.31	\$48,493	9.24	\$9.58	\$19,926	\$11.76	\$24,455	\$17.02	\$35,392	\$28.67	\$59,628	\$44.96	\$93,521
Real estate and rental and leasing	\$14.66	\$30,490	8.14	\$7.93	\$16,484	\$9.26	\$19,251	\$11.40	\$23,720	\$16.66	\$34,643	\$22.95	\$47,739
Professional, scientific, and technical services	\$22.28	\$46,351	5.36	\$8.96	\$18,627	\$12.54	\$26,085	\$17.52	\$36,432	\$26.20	\$54,494	\$41.00	\$85,271
Management of companies and enterprises	\$27.10	\$56,364	10.04	\$11.73	\$24,402	\$14.41	\$29,972	\$18.86	\$39,222	\$28.05	\$58,340	\$58.55	\$121,786
Administrative and support and waste management and remediation services	\$13.45	\$27,983	4.07	\$7.39	\$15,366	\$8.66	\$18,016	\$11.03	\$22,945	\$15.42	\$32,077	\$22.87	\$47,575
Health care and social assistance	\$20.04	\$41,681	5.52	\$8.33	\$17,325	\$10.51	\$21,866	\$14.53	\$30,219	\$23.94	\$49,797	\$33.85	\$70,413
Arts, entertainment, and recreation	\$13.39	\$27,859	19.74	\$6.02	\$12,525	\$7.00	\$14,557	\$8.43	\$17,544	\$13.09	\$27,220	\$32.10	\$66,762
Accommodation and food services	\$8.87	\$18,457	2.2	\$5.77	\$12,008	\$6.39	\$13,292	\$7.66	\$15,927	\$9.91	\$20,610	\$13.29	\$27,643
Other services (except public administration)	\$12.88	\$26,788	4	\$6.76	\$14,070	\$8.52	\$17,721	\$11.15	\$23,201	\$15.95	\$33,166	\$21.16	\$44,020
Public administration	\$21.95	\$45,660	1.6	\$11.17	\$23,235	\$15.58	\$32,405	\$20.51	\$42,667	\$27.33	\$56,853	\$35.36	\$73,539

\*Percent relative standard error of the average wage

Weld

Greeley MSA

**Figure 10a: Employment Distribution and Average Hourly Wage in Major Occupational Groups (Greeley Metropolitan Statistical Area, May 2006)**



**Figure 10b: Employment Distribution and Average Hourly Wage in Major Industry Groups (Greeley Metropolitan Statistical Area, May 2006)**

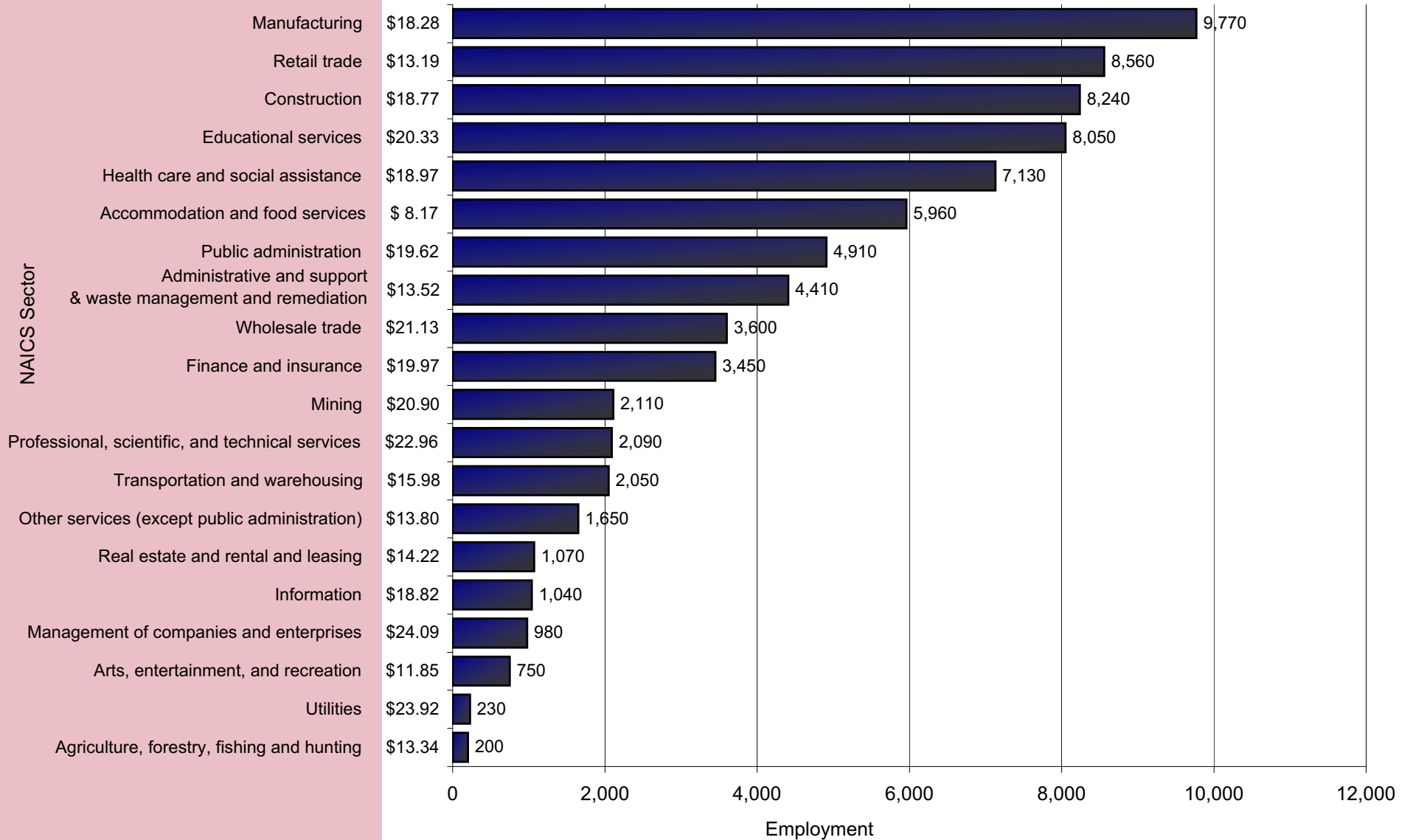
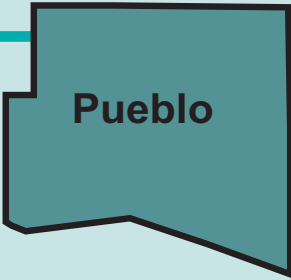


Table 17: Percentile Wages by Industry (Greeley MSA, May 2006)

NAICS Sector	Average Hourly	Average Annual	PRSE*	10 <sup>th</sup> Percentile Hourly	10 <sup>th</sup> Percentile Annual	25 <sup>th</sup> Percentile Hourly	25 <sup>th</sup> Percentile Annual	Median Hourly	Median Annual	75 <sup>th</sup> Percentile Hourly	75 <sup>th</sup> Percentile Annual	90 <sup>th</sup> Percentile Hourly	90 <sup>th</sup> Percentile Annual
Agriculture, forestry, fishing and hunting	\$13.34	\$27,747	24.16	\$5.70	\$11,853	\$6.38	\$13,272	\$9.96	\$20,721	\$15.07	\$31,336	\$27.84	\$57,911
Mining	\$20.90	\$43,468	5.58	\$10.16	\$21,125	\$12.77	\$26,555	\$17.49	\$36,378	\$26.17	\$54,427	\$33.63	\$69,952
Utilities	\$23.92	\$49,756	6.02	\$10.87	\$22,618	\$15.28	\$31,779	\$23.61	\$49,100	\$30.71	\$63,880	\$37.14	\$77,247
Construction	\$18.77	\$39,036	2.33	\$10.67	\$22,195	\$12.86	\$26,755	\$16.45	\$34,219	\$21.71	\$45,162	\$28.45	\$59,170
Manufacturing	\$18.28	\$38,021	4.42	\$9.60	\$19,978	\$11.55	\$24,033	\$15.07	\$31,345	\$21.17	\$44,042	\$30.51	\$63,455
Wholesale trade	\$21.13	\$43,943	3.3	\$10.05	\$20,902	\$12.47	\$25,938	\$17.23	\$35,831	\$26.39	\$54,885	\$37.56	\$78,129
Retail trade	\$13.19	\$27,426	2.62	\$6.71	\$13,960	\$8.07	\$16,791	\$10.37	\$21,565	\$14.73	\$30,629	\$22.01	\$45,791
Transportation and warehousing	\$15.98	\$33,237	6.31	\$9.45	\$19,647	\$11.33	\$23,563	\$14.45	\$30,055	\$19.63	\$40,830	\$23.68	\$49,261
Information	\$18.82	\$39,150	4.51	\$6.89	\$14,326	\$10.69	\$22,234	\$16.36	\$34,032	\$23.93	\$49,783	\$32.21	\$67,001
Finance and insurance	\$19.97	\$41,530	7.29	\$10.10	\$21,000	\$12.37	\$25,725	\$15.16	\$31,525	\$22.35	\$46,496	\$34.32	\$71,385
Real estate and rental and leasing	\$14.22	\$29,581	6.08	\$6.62	\$13,760	\$8.76	\$18,219	\$12.15	\$25,279	\$17.06	\$35,488	\$23.15	\$48,159
Professional, scientific, and technical services	\$22.96	\$47,765	6.24	\$9.18	\$19,091	\$12.06	\$25,085	\$17.68	\$36,780	\$28.89	\$60,092	\$43.21	\$89,880
Management of companies and enterprises	\$24.09	\$50,111	8.91	\$11.49	\$23,909	\$13.63	\$28,355	\$18.00	\$37,450	\$30.13	\$62,667	\$44.54	\$92,638
Administrative and support and waste management and remediation services	\$13.52	\$28,113	4.07	\$6.99	\$14,541	\$8.45	\$17,571	\$11.73	\$24,400	\$15.51	\$32,254	\$22.00	\$45,768
Educational services	\$20.33	\$42,288	2.89	\$10.06	\$20,918	\$13.20	\$27,446	\$17.84	\$37,111	\$25.64	\$53,327	\$33.74	\$70,183
Health care and social assistance	\$18.97	\$39,463	5.75	\$8.08	\$16,798	\$10.08	\$20,963	\$13.82	\$28,753	\$24.26	\$50,465	\$33.87	\$70,453
Arts, entertainment, and recreation	\$11.85	\$24,648	3.82	\$6.69	\$13,919	\$7.97	\$16,572	\$9.96	\$20,720	\$12.93	\$26,889	\$20.23	\$42,070
Accommodation and food services	\$8.17	\$16,990	2.01	\$5.71	\$11,884	\$6.29	\$13,083	\$7.34	\$15,272	\$8.99	\$18,709	\$11.20	\$23,296
Other services (except public administration)	\$13.80	\$28,699	4.44	\$6.49	\$13,495	\$8.23	\$17,124	\$11.41	\$23,731	\$17.13	\$35,637	\$22.86	\$47,553
Public administration	\$19.62	\$40,809	2.72	\$9.41	\$19,563	\$13.22	\$27,493	\$18.07	\$37,591	\$24.19	\$50,314	\$31.52	\$65,559

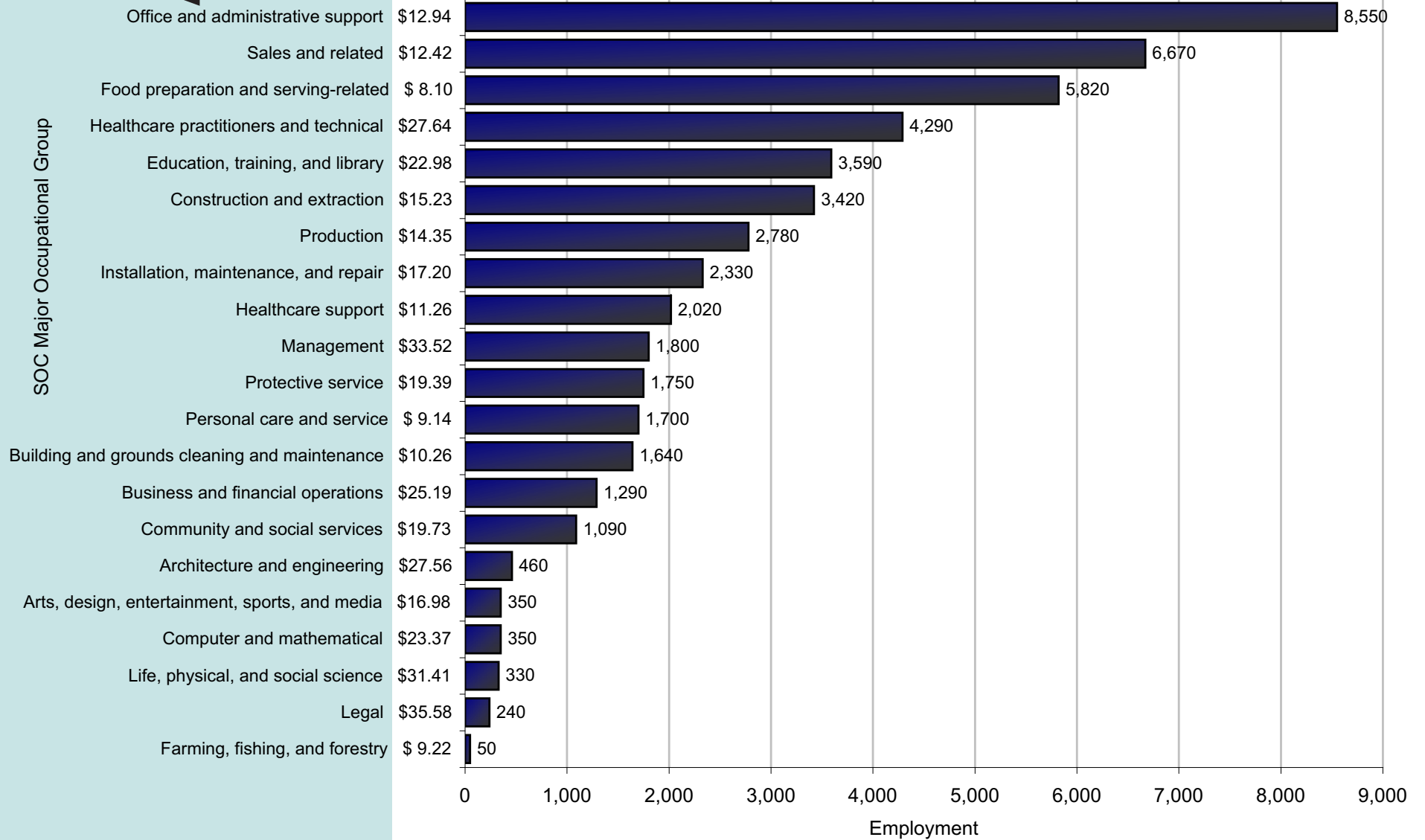
\*Percent relative standard error of the average wage



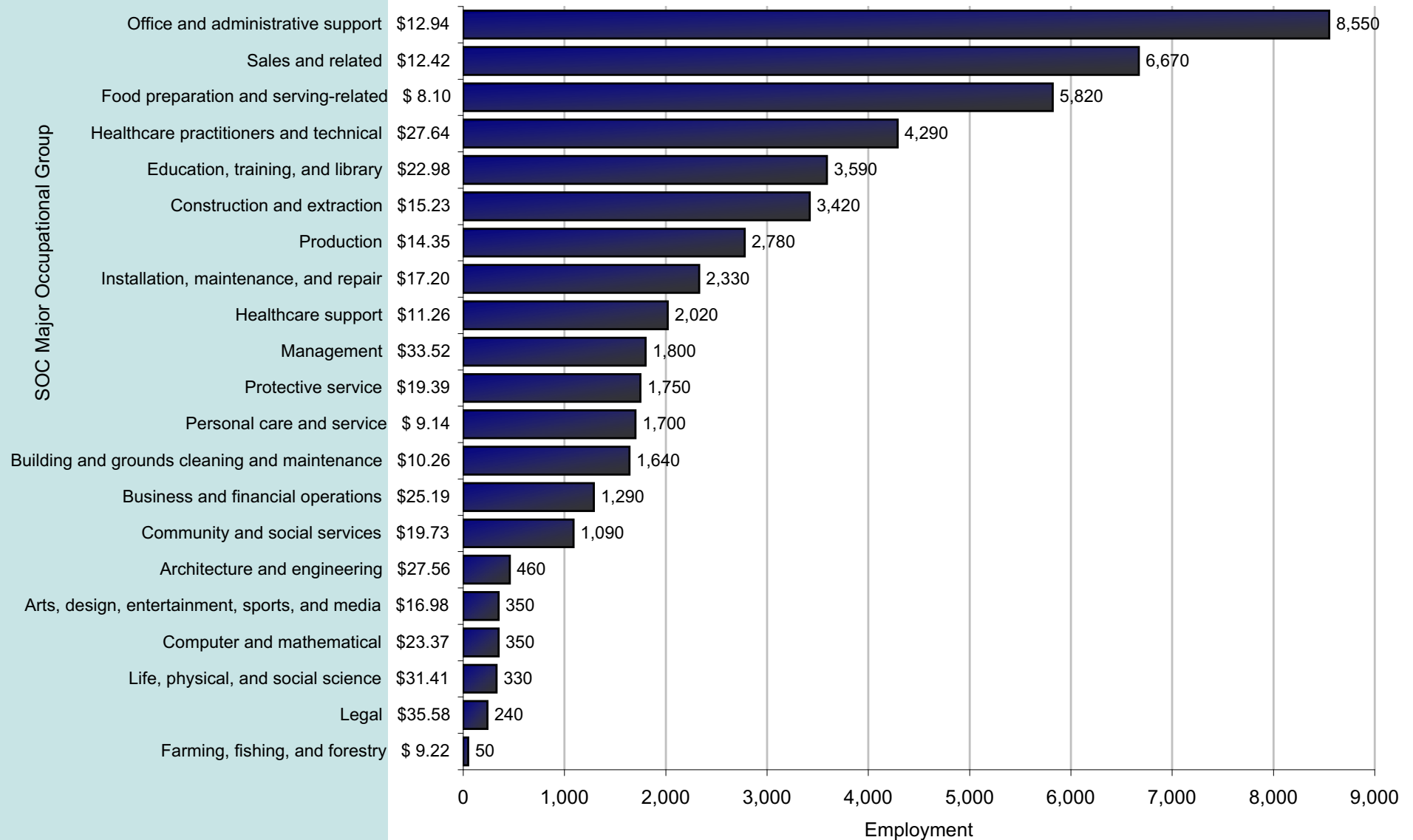
Pueblo

**Pueblo  
MSA**

**Figure 11a: Employment Distribution and Average Hourly Wage  
in Major Occupational Groups  
(Pueblo Metropolitan Statistical Area, May 2006)**



**Figure 11b: Employment Distribution and Average Hourly Wage in Major Industry Groups (Pueblo Metropolitan Statistical Area, May 2006)**





**Table 18: Percentile Wages by Industry – Pueblo MSA, May 2006)**

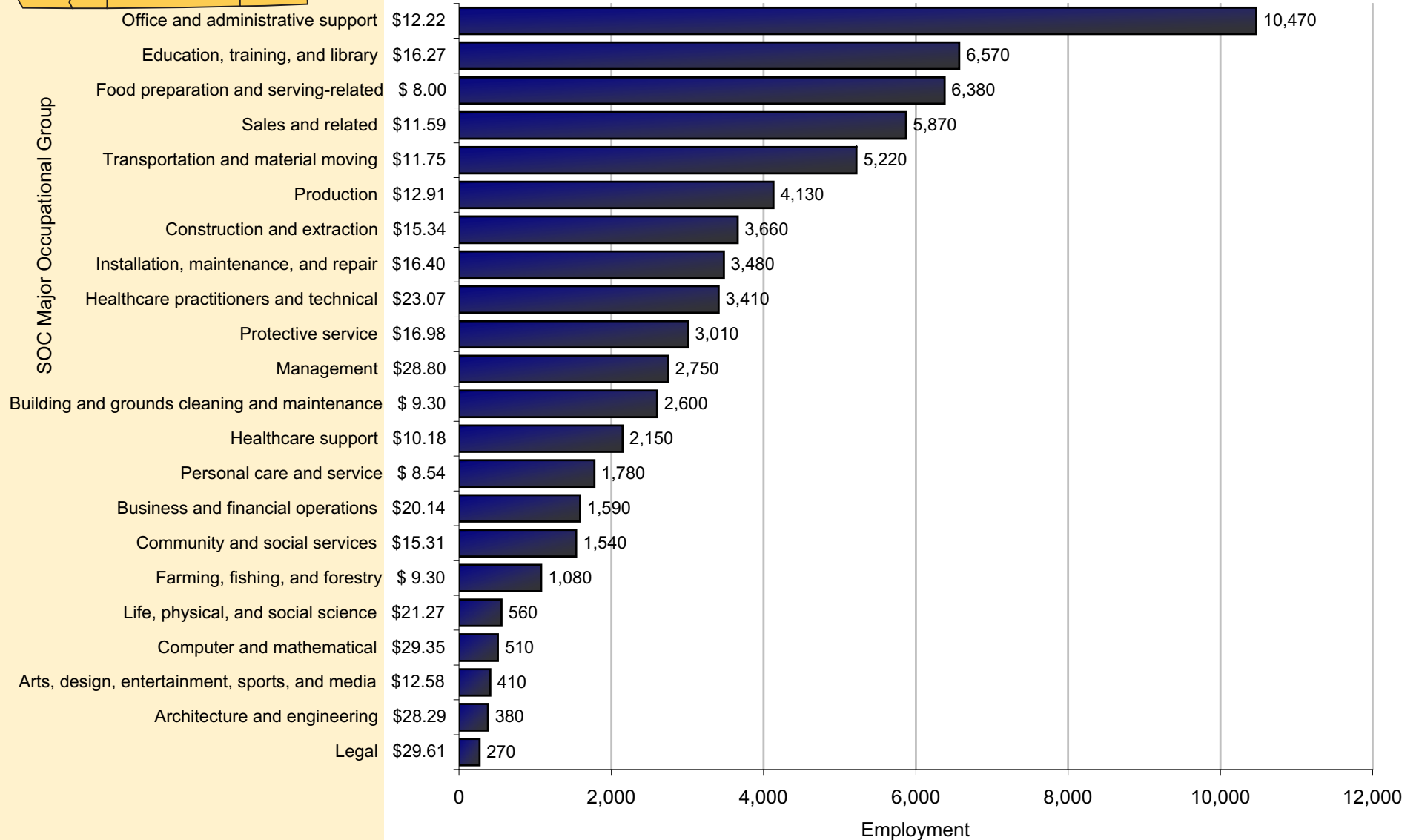
NAICS Sector	Average Hourly	Average Annual	PRSE*	10 <sup>th</sup> Percentile Hourly	10 <sup>th</sup> Percentile Annual	25 <sup>th</sup> Percentile Hourly	25 <sup>th</sup> Percentile Annual	Median Hourly	Median Annual	75 <sup>th</sup> Percentile Hourly	75 <sup>th</sup> Percentile Annual	90 <sup>th</sup> Percentile Hourly	90 <sup>th</sup> Percentile Annual
Mining	\$16.57	\$34,475	4.96	\$12.19	\$25,350	\$13.26	\$27,572	\$14.92	\$31,034	\$17.12	\$35,606	\$24.06	\$50,040
Utilities	\$25.31	\$52,636	3.51	\$11.75	\$24,434	\$17.89	\$37,216	\$25.88	\$53,825	\$31.80	\$66,152	\$36.60	\$76,133
Construction	\$16.74	\$34,821	5.05	\$9.21	\$19,163	\$11.17	\$23,238	\$14.44	\$30,025	\$19.82	\$41,223	\$26.98	\$56,115
Manufacturing	\$15.65	\$32,546	3.69	\$7.56	\$15,730	\$9.93	\$20,660	\$14.02	\$29,166	\$18.87	\$39,240	\$26.21	\$54,526
Wholesale trade	\$17.36	\$36,119	3.17	\$8.66	\$18,016	\$10.93	\$22,736	\$14.74	\$30,656	\$20.80	\$43,268	\$28.27	\$58,803
Retail trade	\$12.51	\$26,025	2.02	\$6.63	\$13,788	\$8.02	\$16,686	\$10.21	\$21,227	\$14.41	\$29,975	\$20.06	\$41,716
Transportation and warehousing	\$17.49	\$36,370	1.45	\$10.93	\$22,725	\$13.51	\$28,092	\$16.92	\$35,198	\$20.28	\$42,182	\$24.01	\$49,935
Information	\$16.97	\$35,305	3.96	\$7.16	\$14,890	\$10.55	\$21,937	\$13.92	\$28,950	\$22.95	\$47,726	\$28.38	\$59,036
Finance and insurance	\$18.00	\$37,446	5.41	\$9.04	\$18,798	\$10.66	\$22,174	\$14.04	\$29,196	\$19.85	\$41,294	\$30.46	\$63,359
Real estate and rental and leasing	\$14.51	\$30,180	11.54	\$6.30	\$13,113	\$7.66	\$15,925	\$10.34	\$21,514	\$14.91	\$31,007	\$28.20	\$58,661
Professional, scientific, and technical services	\$20.45	\$42,532	7.26	\$8.17	\$16,992	\$10.63	\$22,114	\$14.68	\$30,533	\$24.52	\$50,993	\$36.77	\$76,489
Management of companies and enterprises	\$24.17	\$50,273	3.62	\$12.87	\$26,773	\$16.21	\$33,726	\$21.52	\$44,753	\$30.43	\$63,292	\$38.84	\$80,795
Administrative and support and waste management and remediation services	\$10.64	\$22,121	2.84	\$7.27	\$15,118	\$7.92	\$16,479	\$9.07	\$18,868	\$11.45	\$23,819	\$15.99	\$33,267
Educational services	\$21.62	\$44,963	8.6	\$10.02	\$20,845	\$13.54	\$28,172	\$18.52	\$38,522	\$26.39	\$54,882	\$35.70	\$74,259
Health care and social assistance	\$18.63	\$38,759	2.82	\$7.65	\$15,904	\$9.77	\$20,322	\$13.89	\$28,900	\$22.82	\$47,466	\$32.02	\$66,592
Arts, entertainment, and recreation	\$10.51	\$21,863	3.89	\$6.06	\$12,615	\$7.07	\$14,703	\$8.61	\$17,899	\$12.34	\$25,661	\$17.30	\$35,985
Accommodation and food services	\$8.22	\$17,108	2.78	\$5.65	\$11,749	\$6.13	\$12,751	\$6.93	\$14,422	\$8.84	\$18,377	\$12.58	\$26,168
Other services (except public administration)	\$15.22	\$31,661	7.13	\$7.10	\$14,777	\$8.74	\$18,179	\$11.73	\$24,391	\$18.92	\$39,354	\$26.17	\$54,433
Public administration	\$21.02	\$43,713	2.77	\$11.13	\$23,142	\$15.04	\$31,283	\$19.67	\$40,917	\$25.99	\$54,058	\$33.11	\$68,866

\*Percent relative standard error of the average wage

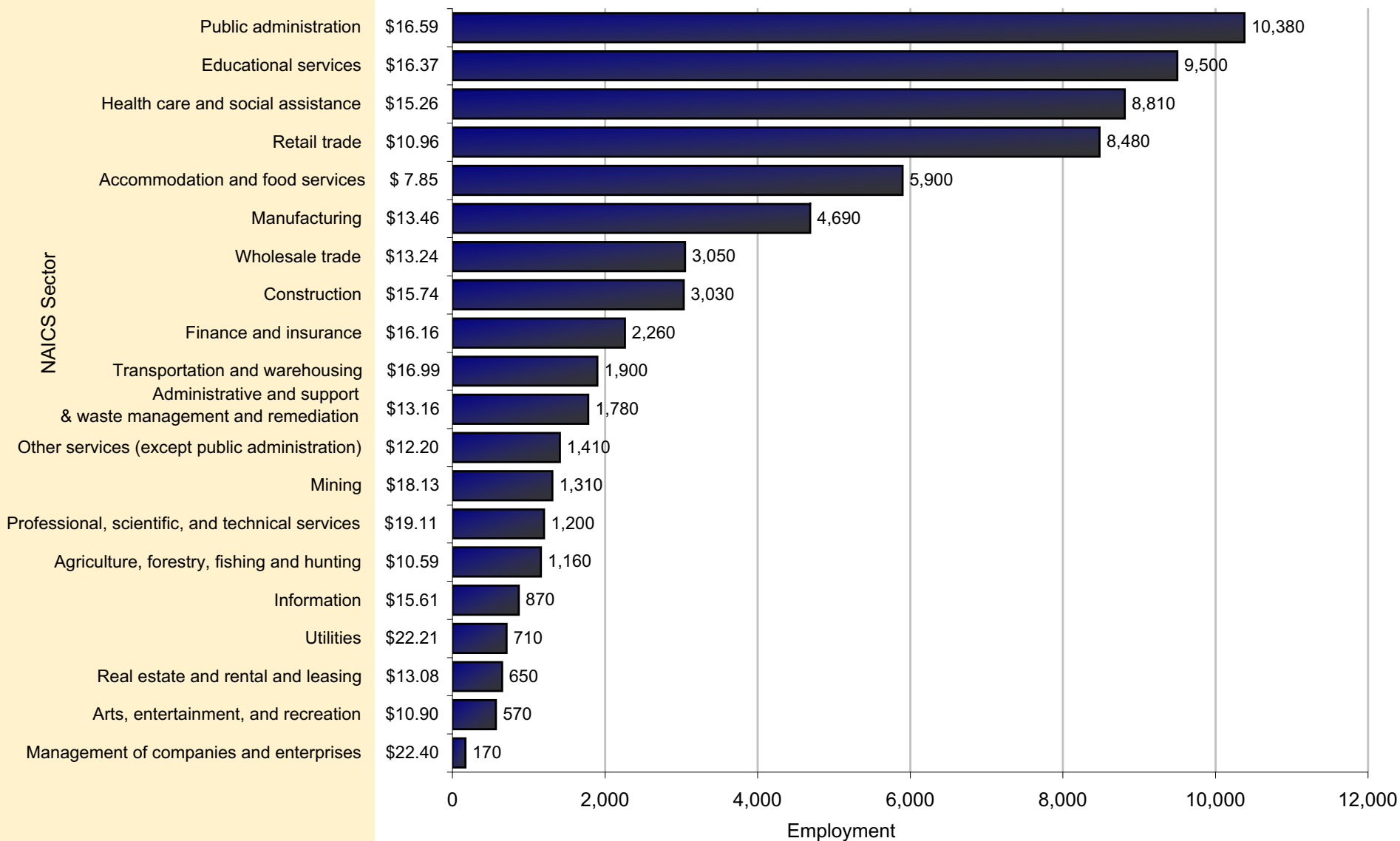
# Eastern & Southern



**Figure 12a: Employment Distribution and Average Hourly Wage in Major Occupational Groups (Eastern & Southern Colorado Balance of State Area, May 2006)**



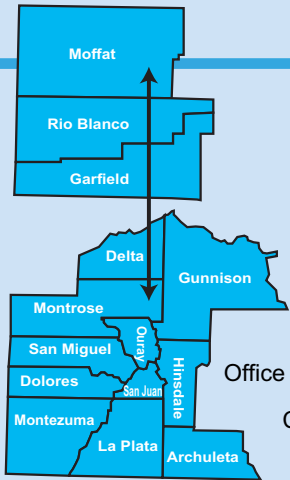
**Figure 12b: Employment Distribution and Average Hourly Wage in Major Industry Groups (Eastern & Southern Colorado Balance of State Area, May 2006)**



**Table 19: Percentile Wages by Industry (Eastern & Southern Colorado Balance of State Area, May 2006)**

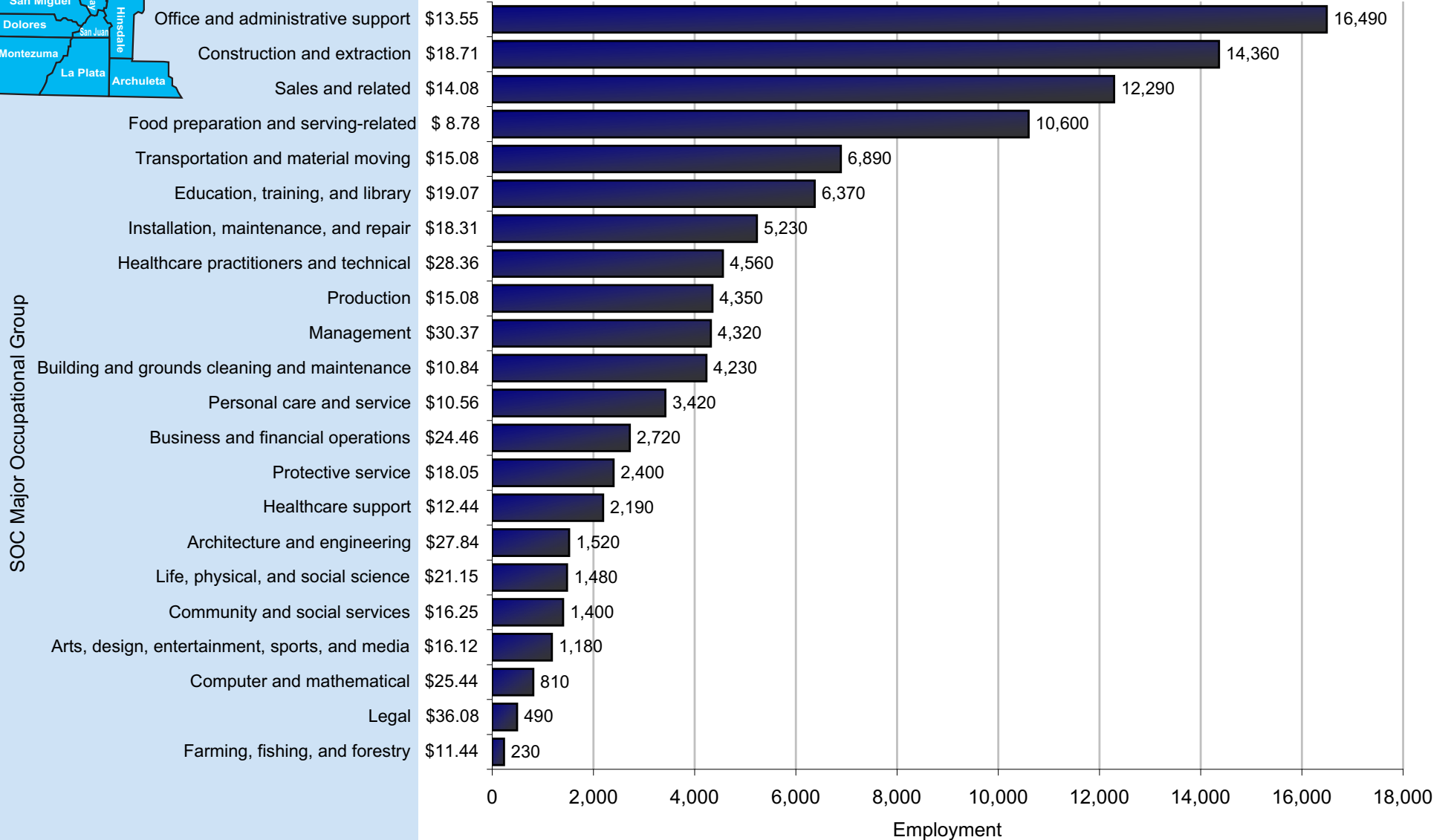
NAICS Sector	Average Hourly	Average Annual	PRSE*	10 <sup>th</sup> Percentile Hourly	10 <sup>th</sup> Percentile Annual	25 <sup>th</sup> Percentile Hourly	25 <sup>th</sup> Percentile Annual	Median Hourly	Median Annual	75 <sup>th</sup> Percentile Hourly	75 <sup>th</sup> Percentile Annual	90 <sup>th</sup> Percentile Hourly	90 <sup>th</sup> Percentile Annual
Agriculture, forestry, fishing and hunting	\$10.59	\$22,028	7.34	\$5.73	\$11,925	\$6.40	\$13,322	\$7.62	\$15,842	\$11.43	\$23,780	\$18.23	\$37,922
Mining	\$18.13	\$37,711	3.22	\$10.27	\$21,369	\$12.84	\$26,698	\$15.61	\$32,463	\$21.13	\$43,946	\$28.74	\$59,780
Utilities	\$22.21	\$46,189	2.77	\$11.58	\$24,077	\$16.91	\$35,175	\$22.89	\$47,612	\$27.25	\$56,686	\$30.74	\$63,932
Construction	\$15.74	\$32,739	3.55	\$8.67	\$18,037	\$10.90	\$22,677	\$13.95	\$29,012	\$18.04	\$37,524	\$27.38	\$56,950
Manufacturing	\$13.46	\$27,988	2.82	\$8.38	\$17,424	\$9.93	\$20,658	\$11.87	\$24,699	\$14.41	\$29,973	\$20.33	\$42,285
Wholesale trade	\$13.24	\$27,544	4.14	\$6.37	\$13,255	\$8.06	\$16,757	\$10.96	\$22,792	\$15.56	\$32,362	\$21.88	\$45,506
Retail trade	\$10.96	\$22,789	2.01	\$6.07	\$12,625	\$7.19	\$14,959	\$8.99	\$18,703	\$12.20	\$25,372	\$17.73	\$36,881
Transportation and warehousing	\$16.99	\$35,335	3.6	\$8.17	\$16,984	\$10.90	\$22,665	\$17.45	\$36,286	\$21.92	\$45,588	\$26.92	\$56,004
Information	\$15.61	\$32,473	8.51	\$6.23	\$12,968	\$7.66	\$15,941	\$11.82	\$24,593	\$22.15	\$46,078	\$29.83	\$62,037
Finance and insurance	\$16.16	\$33,610	3.6	\$8.31	\$17,294	\$9.75	\$20,278	\$12.81	\$26,639	\$18.63	\$38,744	\$28.78	\$59,861
Real estate and rental and leasing	\$13.08	\$27,197	7.81	\$6.16	\$12,804	\$7.61	\$15,837	\$11.47	\$23,853	\$14.64	\$30,449	\$20.23	\$42,069
Professional, scientific, and technical services	\$19.11	\$39,739	22.61	\$6.38	\$13,272	\$9.19	\$19,120	\$13.26	\$27,573	\$23.72	\$49,341	\$38.91	\$80,940
Management of companies and enterprises	\$22.40	\$46,597	13.09	\$8.02	\$16,691	\$11.77	\$24,484	\$18.18	\$37,817	\$29.17	\$60,673	\$42.63	\$88,672
Administrative and support and waste management and remediation services	\$13.16	\$27,380	2.9	\$7.93	\$16,488	\$9.60	\$19,974	\$11.66	\$24,250	\$15.28	\$31,788	\$20.67	\$42,984
Educational services	\$16.37	\$34,057	0.84	\$9.66	\$20,099	\$12.32	\$25,627	\$15.42	\$32,082	\$19.27	\$40,075	\$23.88	\$49,676
Health care and social assistance	\$15.26	\$31,743	2.12	\$7.31	\$15,214	\$8.87	\$18,448	\$11.58	\$24,083	\$18.32	\$38,114	\$26.87	\$55,899
Arts, entertainment, and recreation	\$10.90	\$22,664	7.28	\$5.90	\$12,262	\$6.84	\$14,237	\$8.86	\$18,424	\$12.43	\$25,863	\$19.02	\$39,565
Accommodation and food services	\$7.85	\$16,319	2.64	\$5.62	\$11,686	\$6.09	\$12,659	\$6.87	\$14,280	\$8.44	\$17,563	\$11.31	\$23,527
Other services (except public administration)	\$12.20	\$25,376	5.57	\$6.24	\$12,983	\$7.80	\$16,216	\$10.61	\$22,070	\$15.24	\$31,690	\$20.83	\$43,316
Public administration	\$16.59	\$34,500	4.65	\$8.02	\$16,688	\$11.10	\$23,086	\$15.48	\$32,195	\$20.51	\$42,651	\$27.08	\$56,334

\*Percent relative standard error of the average wage



**Western**

**Figure 13a: Employment Distribution and Average Hourly Wage in Major Occupational Groups (Western Colorado Balance of State Area, May 2006)**



**Figure 13b: Employment Distribution and Average Hourly Wage  
in Major Occupational Groups  
(Western Colorado Balance of State Area, May 2006)**

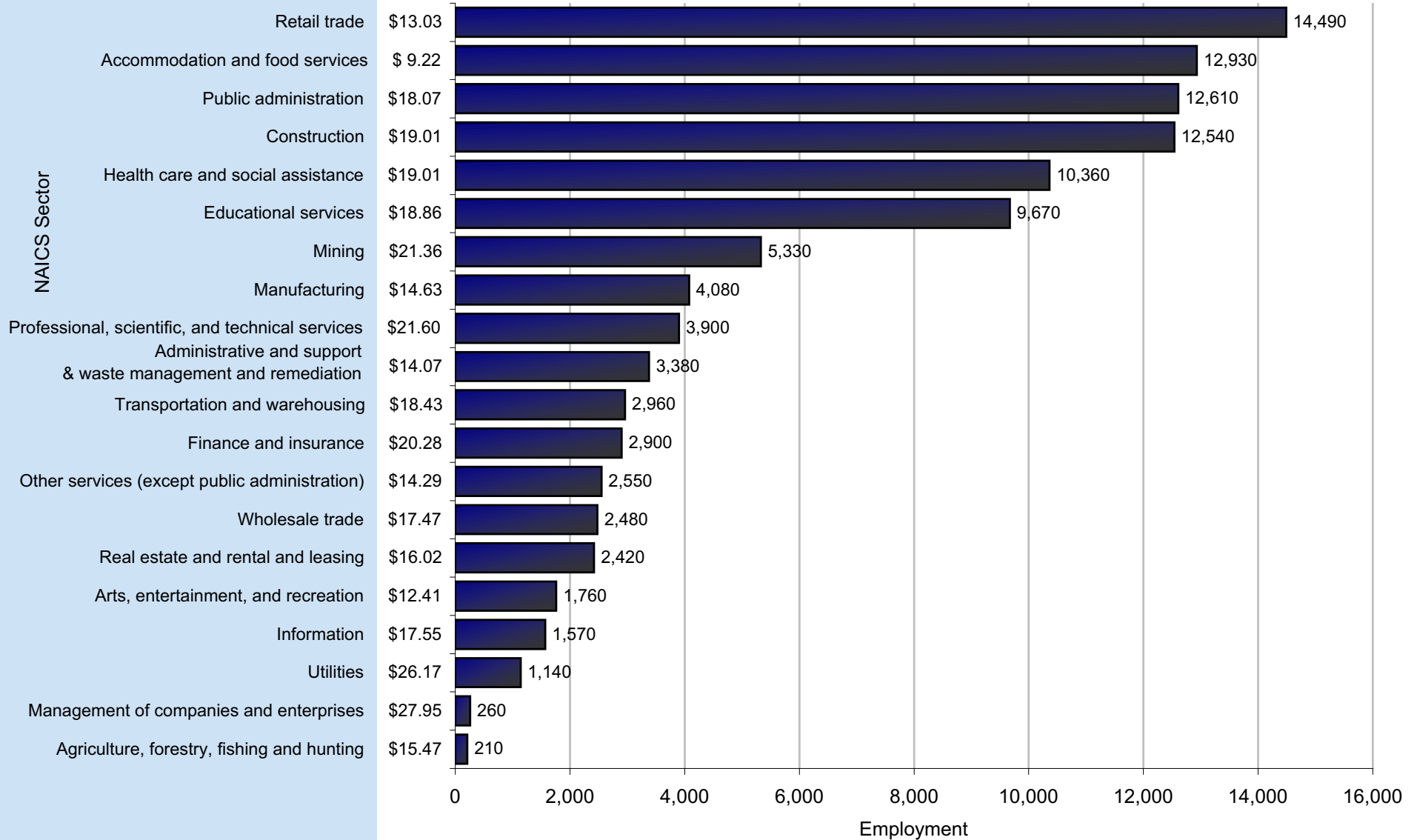
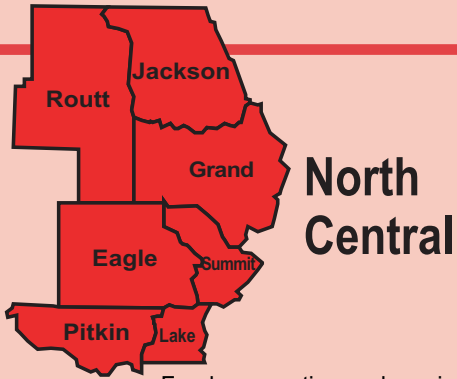


Table 20: Percentile Wages by Industry (Western Colorado Balance of State Area, May 2006)

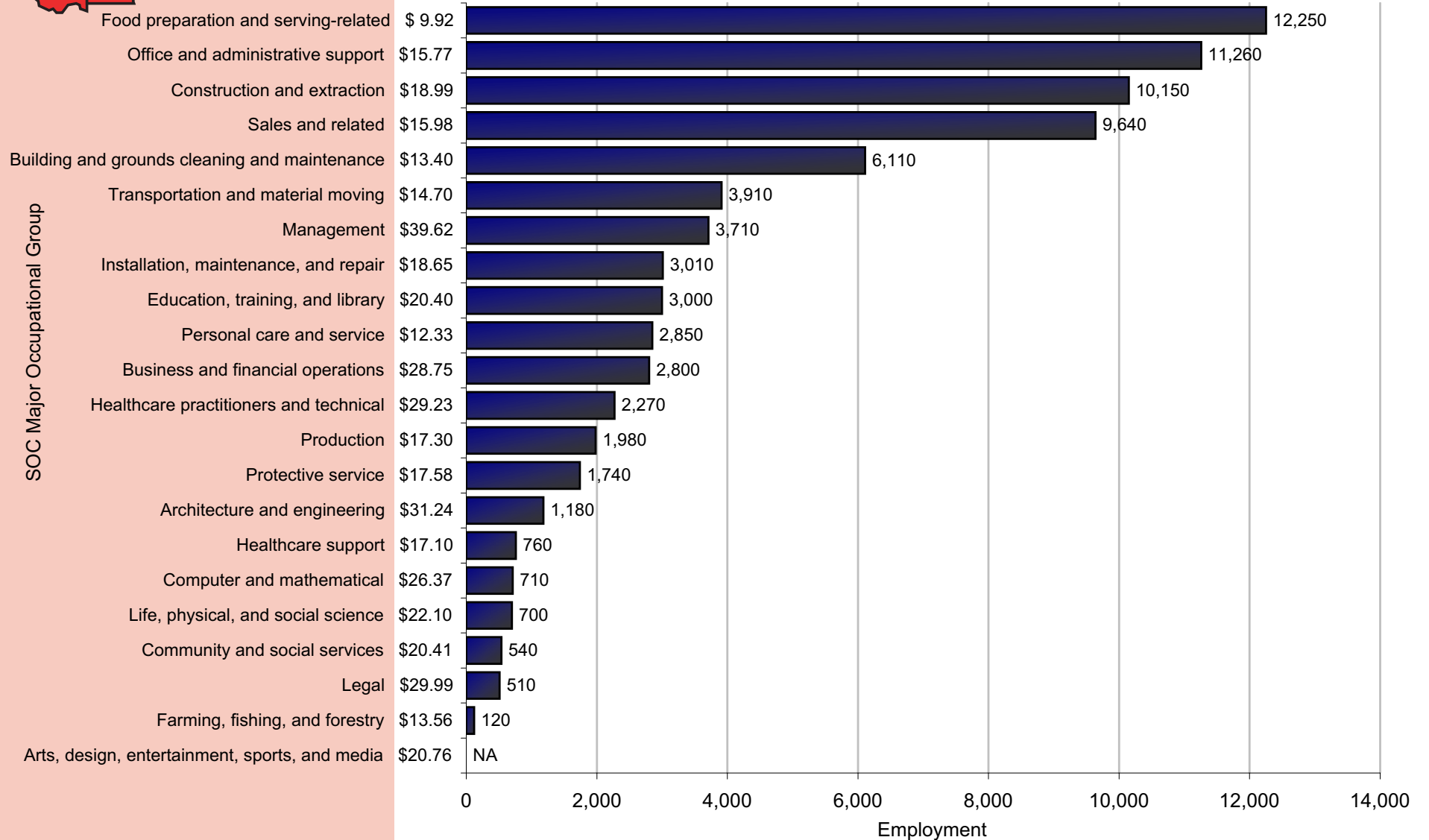
NAICS Sector	Average Hourly	Average Annual	PRSE*	10 <sup>th</sup> Percentile Hourly	10 <sup>th</sup> Percentile Annual	25 <sup>th</sup> Percentile Hourly	25 <sup>th</sup> Percentile Annual	Median Hourly	Median Annual	75 <sup>th</sup> Percentile Hourly	75 <sup>th</sup> Percentile Annual	90 <sup>th</sup> Percentile Hourly	90 <sup>th</sup> Percentile Annual
Agriculture, forestry, fishing and hunting	\$15.47	\$32,186	6.95	\$8.98	\$18,676	\$11.07	\$23,029	\$13.75	\$28,596	\$17.67	\$36,763	\$25.11	\$52,221
Mining	\$21.36	\$44,437	3.66	\$12.48	\$25,964	\$15.01	\$31,223	\$20.07	\$41,746	\$25.73	\$53,517	\$31.97	\$66,507
Utilities	\$26.17	\$54,428	3.06	\$14.91	\$31,021	\$20.14	\$41,901	\$25.85	\$53,770	\$31.25	\$64,991	\$37.75	\$78,525
Construction	\$19.01	\$39,539	2.72	\$10.44	\$21,714	\$13.29	\$27,651	\$17.37	\$36,136	\$22.62	\$47,048	\$29.70	\$61,767
Manufacturing	\$14.63	\$30,436	1.78	\$7.98	\$16,606	\$10.19	\$21,192	\$13.08	\$27,200	\$16.90	\$35,154	\$23.02	\$47,881
Wholesale trade	\$17.47	\$36,331	4.84	\$8.36	\$17,389	\$10.64	\$22,138	\$14.66	\$30,499	\$20.41	\$42,450	\$28.50	\$59,289
Retail trade	\$13.03	\$27,112	1.49	\$7.42	\$15,426	\$8.80	\$18,303	\$10.94	\$22,763	\$14.91	\$31,011	\$21.18	\$44,046
Transportation and warehousing	\$18.43	\$38,328	2.54	\$9.61	\$19,990	\$12.62	\$26,248	\$18.52	\$38,526	\$23.32	\$48,503	\$27.13	\$56,434
Information	\$17.55	\$36,508	6.43	\$6.46	\$13,428	\$9.20	\$19,127	\$14.31	\$29,764	\$22.97	\$47,777	\$30.48	\$63,393
Finance and insurance	\$20.28	\$42,184	4.64	\$9.66	\$20,089	\$11.48	\$23,879	\$15.02	\$31,244	\$22.69	\$47,201	\$40.53	\$84,301
Real estate and rental and leasing	\$16.02	\$33,319	5.34	\$8.01	\$16,653	\$9.86	\$20,500	\$13.26	\$27,588	\$19.11	\$39,741	\$28.14	\$58,537
Professional, scientific, and technical services	\$21.60	\$44,921	4.96	\$9.39	\$19,540	\$13.09	\$27,224	\$17.58	\$36,571	\$27.14	\$56,441	\$37.59	\$78,197
Management of companies and enterprises	\$27.95	\$58,136	22.95	\$10.53	\$21,910	\$13.06	\$27,163	\$17.43	\$36,245	\$30.67	\$63,784	\$68.41	\$142,285
Administrative and support and waste management and remediation services	\$14.07	\$29,270	4.35	\$6.98	\$14,510	\$9.35	\$19,440	\$11.88	\$24,718	\$17.82	\$37,056	\$23.15	\$48,160
Educational services	\$18.86	\$39,229	2.08	\$10.34	\$21,500	\$12.88	\$26,800	\$17.06	\$35,479	\$22.18	\$46,135	\$28.40	\$59,075
Health care and social assistance	\$19.01	\$39,544	3.21	\$8.18	\$17,012	\$10.43	\$21,699	\$14.62	\$30,414	\$23.18	\$48,221	\$32.97	\$68,577
Arts, entertainment, and recreation	\$12.41	\$25,807	3.72	\$7.34	\$15,263	\$8.49	\$17,649	\$11.33	\$23,572	\$14.47	\$30,090	\$18.48	\$38,432
Accommodation and food services	\$9.22	\$19,183	2.2	\$5.84	\$12,142	\$6.58	\$13,682	\$8.13	\$16,902	\$10.55	\$21,935	\$13.83	\$28,774
Other services (except public administration)	\$14.29	\$29,713	5.31	\$6.75	\$14,030	\$8.62	\$17,936	\$11.60	\$24,123	\$18.84	\$39,195	\$25.20	\$52,411
Public administration	\$18.07	\$37,590	2.47	\$8.84	\$18,388	\$12.17	\$25,322	\$16.35	\$34,012	\$22.60	\$47,017	\$30.06	\$62,526

\*Percent relative standard error of the average wage





**Figure 14a: Employment Distribution and Average Hourly Wage in Major Occupational Groups (North Central Colorado Balance of State Area, May 2006)**



**Figure 14b: Employment Distribution and Average Hourly Wage  
in Major Industry Groups  
(North Central Colorado Balance of State Area, May 2006)**

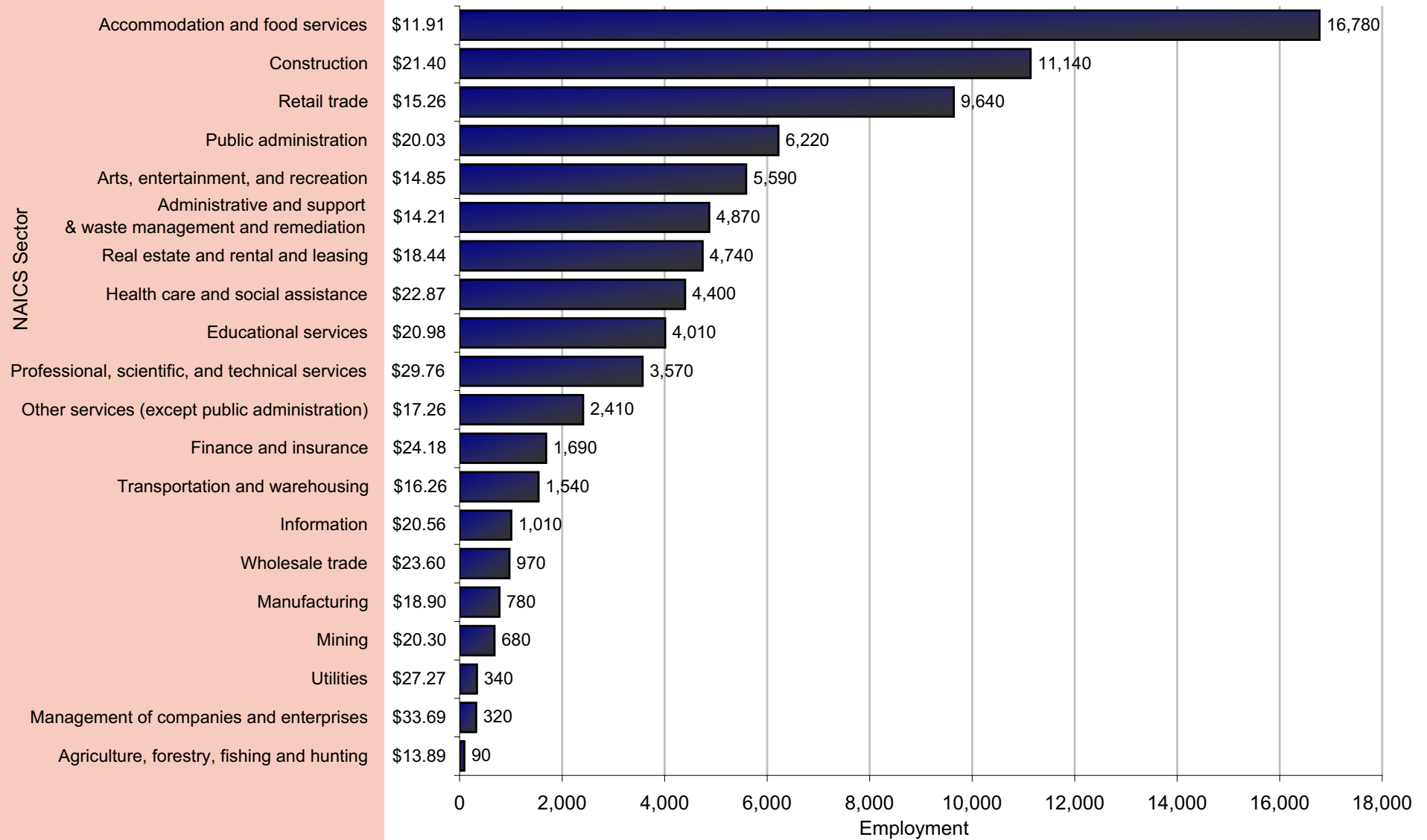
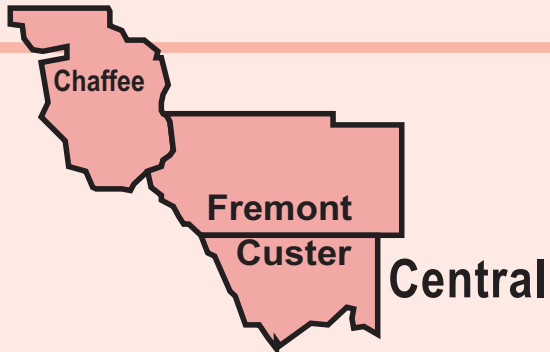


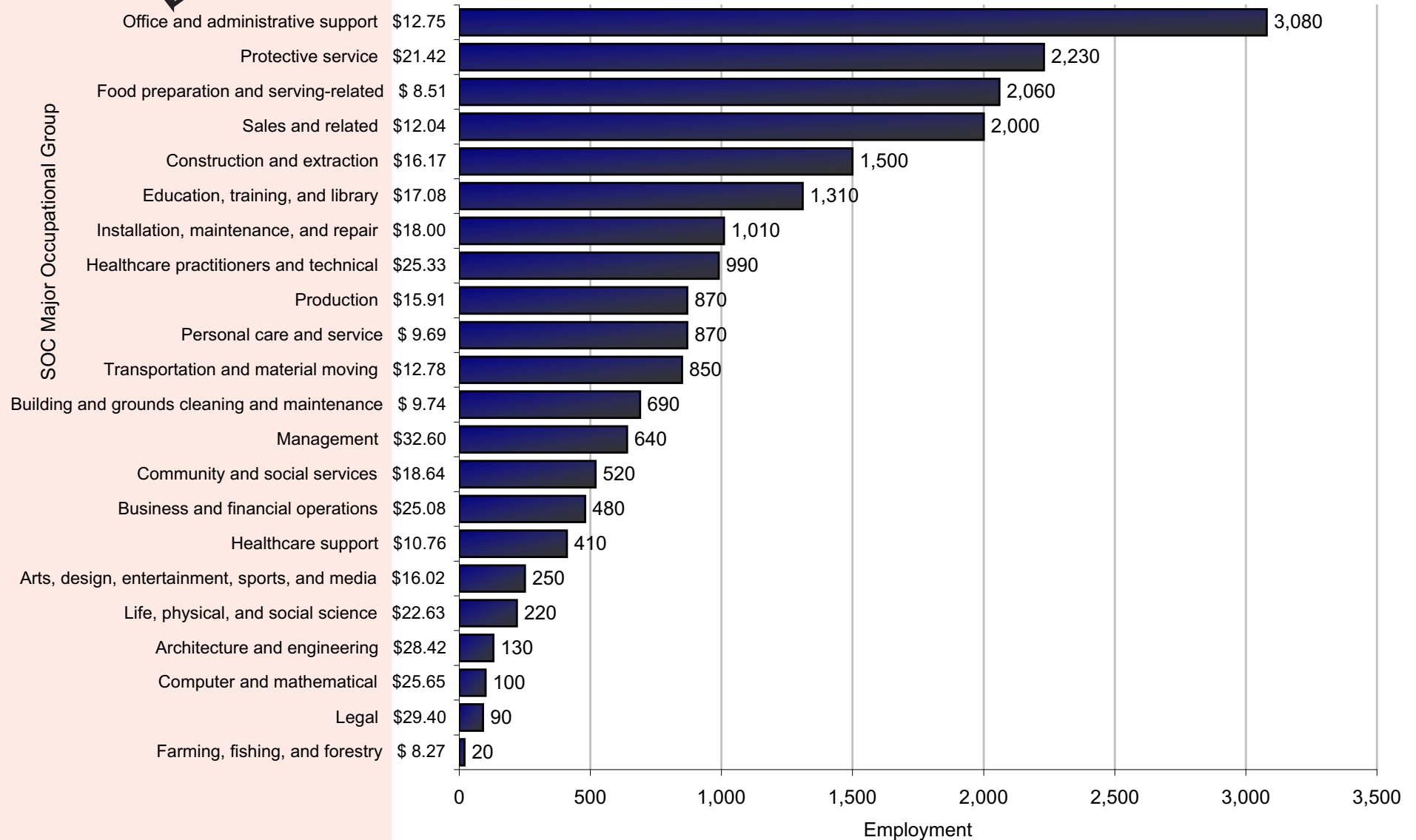
Table 21: Percentile Wages by Industry (North Central Colorado Balance of State Area, May 2006)

NAICS Sector	Average Hourly	Average Annual	PRSE*	10 <sup>th</sup> Percentile Hourly	10 <sup>th</sup> Percentile Annual	25 <sup>th</sup> Percentile Hourly	25 <sup>th</sup> Percentile Annual	Median Hourly	Median Annual	75 <sup>th</sup> Percentile Hourly	75 <sup>th</sup> Percentile Annual	90 <sup>th</sup> Percentile Hourly	90 <sup>th</sup> Percentile Annual
Agriculture, forestry, fishing and hunting	\$13.89	\$28,899	7.71	\$8.88	\$18,477	\$10.28	\$21,390	\$13.05	\$27,135	\$17.81	\$37,050	\$20.81	\$43,286
Mining	\$20.30	\$42,233	5.54	\$10.22	\$21,260	\$15.47	\$32,185	\$19.56	\$40,690	\$24.17	\$50,269	\$28.24	\$58,729
Utilities	\$27.27	\$56,712	2.62	\$16.94	\$35,230	\$21.61	\$44,940	\$26.63	\$55,381	\$32.02	\$66,610	\$37.71	\$78,439
Construction	\$21.40	\$44,503	2.23	\$11.83	\$24,602	\$14.53	\$30,229	\$19.20	\$39,939	\$26.12	\$54,331	\$33.77	\$70,238
Manufacturing	\$18.90	\$39,315	5.06	\$9.60	\$19,968	\$11.46	\$23,829	\$17.74	\$36,903	\$21.89	\$45,537	\$28.36	\$58,996
Wholesale trade	\$23.60	\$49,084	5.05	\$11.15	\$23,183	\$14.18	\$29,503	\$18.49	\$38,458	\$27.67	\$57,562	\$43.81	\$91,127
Retail trade	\$15.26	\$31,744	2.54	\$9.19	\$19,120	\$10.45	\$21,739	\$12.91	\$26,854	\$16.82	\$34,988	\$23.48	\$48,841
Transportation and warehousing	\$16.26	\$33,820	2.66	\$8.01	\$16,657	\$10.75	\$22,350	\$14.67	\$30,515	\$20.16	\$41,933	\$23.96	\$49,840
Information	\$20.56	\$42,766	4.55	\$8.82	\$18,345	\$12.89	\$26,812	\$17.87	\$37,160	\$25.41	\$52,862	\$35.10	\$73,001
Finance and insurance	\$24.18	\$50,299	4.16	\$10.76	\$22,386	\$13.42	\$27,919	\$18.27	\$38,008	\$28.76	\$59,830	\$43.66	\$90,811
Real estate and rental and leasing	\$18.44	\$38,363	4.52	\$9.62	\$20,020	\$12.12	\$25,210	\$15.58	\$32,408	\$21.18	\$44,062	\$31.07	\$64,627
Professional, scientific, and technical services	\$29.76	\$61,902	5.65	\$12.69	\$26,400	\$17.06	\$35,481	\$23.73	\$49,354	\$36.07	\$75,027	\$53.33	\$110,932
Management of companies and enterprises	\$33.69	\$70,067	13.94	\$12.71	\$26,445	\$15.15	\$31,515	\$23.53	\$48,942	\$39.45	\$82,051	NA	NA
Administrative and support and waste management and remediation services	\$14.21	\$29,559	6.21	\$9.36	\$19,464	\$10.19	\$21,202	\$11.86	\$24,665	\$15.38	\$31,995	\$21.07	\$43,829
Educational services	\$20.98	\$43,640	1.11	\$11.47	\$23,862	\$14.08	\$29,281	\$18.38	\$38,226	\$26.41	\$54,942	\$34.43	\$71,617
Health care and social assistance	\$22.87	\$47,570	3.99	\$10.18	\$21,172	\$13.39	\$27,843	\$18.20	\$37,847	\$27.38	\$56,953	\$38.63	\$80,353
Arts, entertainment, and recreation	\$14.85	\$30,881	8.33	\$7.27	\$15,121	\$9.11	\$18,956	\$12.62	\$26,254	\$17.45	\$36,296	\$24.01	\$49,933
Accommodation and food services	\$11.91	\$24,773	2.83	\$6.12	\$12,726	\$7.33	\$15,237	\$10.27	\$21,371	\$13.91	\$28,927	\$18.87	\$39,247
Other services (except public administration)	\$17.26	\$35,892	5.37	\$7.75	\$16,111	\$10.61	\$22,073	\$14.81	\$30,797	\$20.40	\$42,431	\$29.66	\$61,702
Public administration	\$20.03	\$41,670	2.18	\$10.54	\$21,915	\$13.92	\$28,955	\$18.57	\$38,626	\$24.47	\$50,903	\$31.45	\$65,419

\*Percent relative standard error of the average wage



**Figure 15a: Employment Distribution and Average Hourly Wage  
in Major Occupation Groups  
(Central Colorado Balance of State Area, May 2006)**



**Figure 15b: Employment Distribution and Average Hourly Wage  
in Major Industry Groups  
(Central Colorado Balance of State Area, May 2006)**

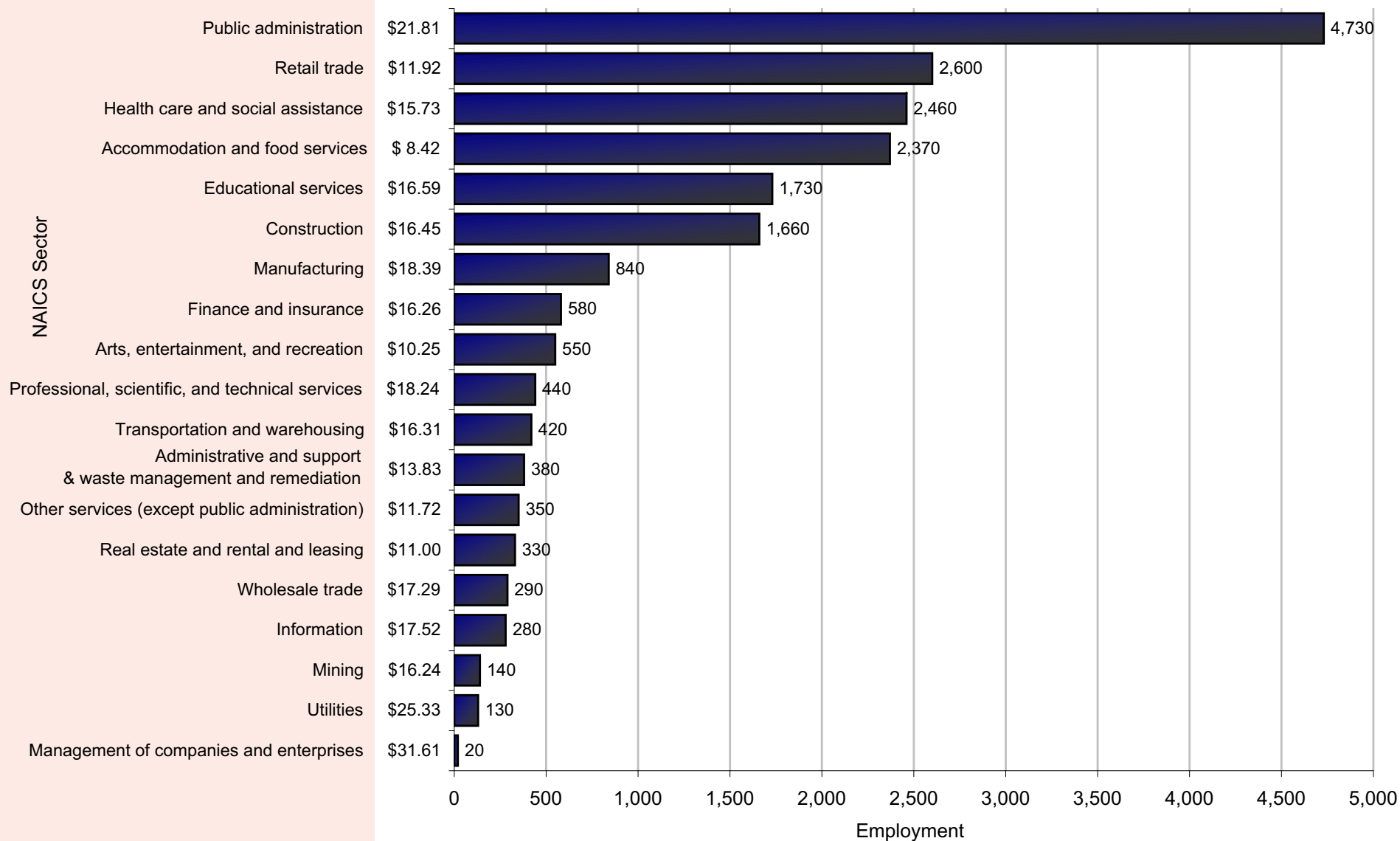


Table 22: Percentile Wages by Industry (Central Colorado, May 2006)

NAICS Sector	Average Hourly	Average Annual	PRSE*	10 <sup>th</sup> Percentile Hourly	10 <sup>th</sup> Percentile Annual	25 <sup>th</sup> Percentile Hourly	25 <sup>th</sup> Percentile Annual	Median Hourly	Median Annual	75 <sup>th</sup> Percentile Hourly	75 <sup>th</sup> Percentile Annual	90 <sup>th</sup> Percentile Hourly	90 <sup>th</sup> Percentile Annual
Mining	\$16.24	\$33,771	5.05	\$8.48	\$17,641	\$12.56	\$26,120	\$15.78	\$32,824	\$19.94	\$41,479	\$24.23	\$50,400
Utilities	\$25.33	\$52,679	4.18	\$10.70	\$22,251	\$22.58	\$46,959	\$26.59	\$55,316	\$30.35	\$63,133	\$34.65	\$72,077
Construction	\$16.45	\$34,221	2.64	\$9.38	\$19,518	\$11.84	\$24,630	\$15.10	\$31,411	\$19.21	\$39,960	\$24.49	\$50,934
Manufacturing	\$18.39	\$38,246	1.75	\$8.36	\$17,392	\$11.52	\$23,952	\$16.51	\$34,340	\$21.42	\$44,558	\$31.82	\$66,187
Wholesale trade	\$17.29	\$35,967	9.24	\$7.86	\$16,351	\$9.89	\$20,563	\$12.81	\$26,643	\$17.66	\$36,733	\$30.11	\$62,629
Retail trade	\$11.92	\$24,804	2.71	\$6.38	\$13,266	\$7.71	\$16,041	\$9.98	\$20,752	\$13.63	\$28,351	\$18.55	\$38,583
Transportation and warehousing	\$16.31	\$33,934	2.3	\$7.09	\$14,738	\$9.59	\$19,953	\$16.62	\$34,567	\$21.17	\$44,040	\$23.88	\$49,664
Information	\$17.52	\$36,438	7.68	\$8.22	\$17,105	\$11.66	\$24,254	\$15.58	\$32,403	\$22.05	\$45,854	\$28.54	\$59,363
Finance and insurance	\$16.26	\$33,811	6.69	\$8.73	\$18,169	\$9.83	\$20,452	\$11.65	\$24,232	\$17.35	\$36,085	\$28.81	\$59,929
Real estate and rental and leasing	\$11.00	\$22,881	7.02	\$6.08	\$12,648	\$7.34	\$15,259	\$10.10	\$21,008	\$12.22	\$25,415	\$16.17	\$33,641
Professional, scientific, and technical services	\$18.24	\$37,930	6.58	\$7.92	\$16,480	\$9.86	\$20,511	\$12.89	\$26,801	\$22.26	\$46,291	\$37.40	\$77,790
Management of companies and enterprises	\$31.61	\$65,758	28.53	\$10.02	\$20,848	\$12.59	\$26,197	\$17.54	\$36,480	\$44.46	\$92,480	NA	NA
Administrative and support and waste management and remediation services	\$13.83	\$28,765	5.22	\$7.29	\$15,171	\$9.31	\$19,359	\$11.77	\$24,481	\$16.58	\$34,479	\$21.09	\$43,859
Educational services	\$16.59	\$34,499	2.22	\$8.89	\$18,493	\$11.26	\$23,417	\$15.44	\$32,125	\$20.83	\$43,336	\$26.74	\$55,624
Health care and social assistance	\$15.73	\$32,717	4.18	\$7.36	\$15,301	\$8.78	\$18,257	\$12.13	\$25,226	\$19.81	\$41,208	\$29.23	\$60,788
Arts, entertainment, and recreation	\$10.25	\$21,312	6.06	\$6.06	\$12,595	\$7.14	\$14,848	\$9.91	\$20,606	\$11.75	\$24,440	\$15.05	\$31,302
Accommodation and food services	\$8.42	\$17,514	4.23	\$5.68	\$11,821	\$6.25	\$12,991	\$7.30	\$15,179	\$9.25	\$19,237	\$12.16	\$25,294
Other services (except public administration)	\$11.72	\$24,387	5.96	\$6.38	\$13,268	\$7.72	\$16,054	\$10.51	\$21,867	\$14.93	\$31,060	\$18.51	\$38,492
Public administration	\$21.81	\$45,364	2.76	\$13.11	\$27,267	\$16.89	\$35,136	\$21.20	\$44,098	\$26.50	\$55,111	\$30.81	\$64,084

\*Percent relative standard error of the average wage

## Technical Notes and Methodology

The Occupational Employment Statistics (OES) program is a semiannual mail survey measuring occupational employment and wage rates for wage and salary workers in nonfarm establishments in the United States. Guam, Puerto Rico, and the Virgin Islands also are surveyed, but their data are not included in this release. OES estimates are constructed from a sample of approximately 1.2 million establishments. Forms are mailed to approximately 200,000 establishments in May and November of each year for a 3-year period. The nationwide response rate for the May 2006 survey was 78.1 percent based on establishments and 73.4 percent based on employment. The survey included establishments sampled in the May 2006, November 2005, May 2005, November 2004, May 2004, and November 2003 semiannual panels.

### The Occupational Coding System

The OES program uses the Office of Management and Budget's (OMB) occupational classification system, the Standard Occupational Classification (SOC) system. The SOC system is the first OMB-required occupational classification system for federal agencies. The OES program categorizes workers in one of 802 detailed occupations. Together, these detailed occupations comprise 23 major occupational groups, one of which—military specific occupations—is not included in the OES program. The major groups are as follows:

- Management occupations
- Business and financial operations occupations
- Computer and mathematical occupations
- Architecture and engineering occupations
- Life, physical, and social science occupations
- Community and social services occupations

- Legal occupations
- Education, training and library occupations
- Arts, design, entertainment, sports, and media occupations
- Healthcare practitioners and technical occupations
- Healthcare support occupations
- Protective service occupations
- Food preparation and serving related occupations
- Building and grounds cleaning and maintenance occupations
- Personal care and service occupations
- Sales and related occupations
- Office and administrative support occupations
- Farming, fishing, and forestry, occupations
- Construction, and extraction occupations
- Installation, maintenance, and repair occupations
- Production occupations
- Transportation and material moving occupations
- Military specific occupations (not surveyed in OES).

For more information about the SOC system, please see the Bureau of Labor Statistics (BLS) website at <http://www.bls.gov/soc/home.htm>.

### The Industry Coding System

The OES program uses the North American Industry Classification System (NAICS). For more information about NAICS, see the BLS website at <http://www.bls.gov/bls/naics.htm>.

The OES program includes establishments in the following NAICS sectors:

- Agriculture, forestry, fishing and hunting
- Mining
- Utilities
- Construction
- Manufacturing
- Wholesale trade

- Retail trade
- Transportation and warehousing
- Information
- Finance and insurance
- Real estate and rental and leasing
- Professional, scientific, and technical services
- Management of companies and enterprises
- Administrative and support and waste management and remediation services
- Educational services
- Health care and social assistance
- Arts, entertainment, and recreation
- Accommodation and food services
- Other services (except public administration)
- Public administration

The U.S. Postal Service and the executive branch of the federal government are also included.

An establishment is defined as an economic unit that processes goods or provides services, such as a factory, mine, or store. The establishment is generally at a single physical location and is engaged primarily in one type of economic activity.

The OES program covers all full- and part-time wage and salary workers in nonfarm industries. The survey does not include the self-employed, owners and partners in unincorporated firms, household workers, or unpaid family workers.

### Survey Sample

BLS funds the survey and provides the procedures and technical support, while the State Workforce Agencies collect most of the data. BLS produces cross-industry and industry-specific estimates for the nation, states, metropolitan statistical areas (MSAs), and balance of state areas. Industry-specific estimates are produced at the NAICS sector, 3-digit, 4-digit, and selected 5-digit industry levels.



State Unemployment Insurance (UI) files provide the universe from which the OES program draws its sample. Employment benchmarks are obtained from reports submitted by employers to the UI program. Supplemental sources are used for rail transportation (NAICS 4821) because they do not report to the UI program. In addition to employment size, the OES survey sample is stratified by metropolitan and nonmetropolitan areas and industry. Samples selected in panels prior to May 2005 were stratified using MSA definitions based on the 1990 Metropolitan Statistical Area Standards. Beginning with the May 2005 panel, the sample was stratified using new MSA definitions based on the 2000 Metropolitan Statistical Area Standards.

A census of federal government and the U.S. Postal Service is taken every panel. A census of State government is taken every November panel. In order to provide the most occupational coverage, larger employers are more likely to be selected than smaller employers. The unweighted employment of sampled establishments make up approximately 65 percent of total national employment.

### Concepts

**Occupational employment** is the estimate of total wage and salary employment in an occupation across the industries surveyed. The OES program defines employment as the number of workers who can be classified as full- or part-time employees, including workers on paid vacations or other types of paid leave; workers on unpaid short-term absences; salaried officers, executives, and staff members of incorporated firms; employees temporarily assigned to other units; and employees for whom the reporting unit is their permanent duty station regardless of whether that unit prepares their paycheck.

The OES survey form sent to larger establishments contains between 50 and 225 SOC occupations selected

on the basis of the sampled establishment's industry classification. To reduce paperwork and respondent burden, no survey form contains every SOC occupation. Thus, data for specific occupations are collected primarily from establishments in industries that are the predominant employers of workers in those occupations. Each survey form is structured, however, to allow a respondent to provide detailed occupational information for each worker at the establishment; that is, unlisted occupations can be added to the survey form. Employers with smaller establishments are sent a form with no occupations listed, and are instructed to fill in the occupations for their workers.

Wages for the OES program are straight-time, gross pay, exclusive of premium pay. Base rate, cost-of-living allowances, guaranteed pay, hazardous-duty pay, incentive pay including commissions and production bonuses, tips, and on-call pay are included. Excluded are back pay, jury duty pay, overtime pay, severance pay, shift differentials, non-production bonuses, employer cost for supplementary benefits, and tuition reimbursements.

The OES program collects wage data in 12 intervals. Employers report the number of employees in an occupation in each wage range. The wage intervals used for the May 2006 survey are shown below.

### Wage Intervals used for the May 2006 OES Survey

For May 2006 and November 2005 Panels			For May 2005, November 2004, May 2004, and November 2003 Panels		
Interval	Hourly Wages	Annual Wages	Interval	Hourly Wages	Annual Wages
Range A	Under \$7.50	Under \$15,600	Range A	Under \$6.75	Under \$14,040
Range B	\$7.50 to \$9.49	\$15,600 to \$19,759	Range B	\$6.75 to \$8.49	\$14,040 to \$17,679
Range C	\$9.50 to \$11.99	\$19,760 to \$24,959	Range C	\$8.50 to \$10.74	\$17,680 to \$22,359
Range D	\$12.00 to \$15.24	\$24,960 to \$31,719	Range D	\$10.75 to \$13.49	\$22,360 to \$28,079
Range E	\$15.25 to \$19.24	\$31,720 to \$40,039	Range E	\$13.50 to \$16.99	\$28,080 to \$35,359
Range F	\$19.25 to \$24.49	\$40,040 to \$50,959	Range F	\$17.00 to \$21.49	\$35,360 to \$44,719
Range G	\$24.50 to \$30.99	\$50,960 to \$64,479	Range G	\$21.50 to \$27.24	\$44,720 to \$56,679
Range H	\$31.00 to \$39.24	\$64,480 to \$81,639	Range H	\$27.25 to \$34.49	\$56,680 to \$71,759
Range I	\$39.25 to \$49.74	\$81,640 to \$103,749	Range I	\$34.50 to \$43.74	\$71,760 to \$90,999
Range J	\$49.75 to \$63.24	\$103,480 to \$131,559	Range J	\$43.75 to \$55.49	\$91,000 to \$115,439
Range K	\$63.25 to \$79.99	\$131,560 to \$166,399	Range K	\$55.50 to \$69.99	\$115,440 to \$145,599
Range L	\$80.00 and over	\$166,400 and over	Range L	\$70.00 and over	\$145,600 and over

**Mean hourly wage.** The mean hourly wage rate for an occupation is the total wages that all workers in the occupation earn in an hour divided by the total employment of the occupation. To calculate the mean hourly wage of each occupation, total weighted hourly wages are summed across all intervals and divided by the occupation's weighted survey employment. The mean wage for each interval is based on occupational wage data collected by the BLS Office of Compensation and Working Conditions for the National Compensation Survey.

Beginning with the November 2005 panel, the lower boundary of the highest wage interval was increased from \$70.00 to \$80.00. The mean hourly wage value for the highest wage interval was computed separately for NCS data from 2005 for \$80.00 and over, and from 2004 and 2003 for \$70.00 and over. The mean wage rate from 2005 was used for the \$80.00 and over interval for the May 2006 and November 2005 panels. The average of the 2004 and 2003 mean wage rates was used for the \$70.00 and over interval for the May 2005, November 2004, May 2004, and November 2003 panels.

**Percentile wage.** The pth percentile wage rate for an occupation is the wage where p percent of all workers earn that amount or less and where (100 - p) percent of all workers earn that amount or more. This statistic is calculated by uniformly distributing the workers inside each wage interval, ranking the workers from lowest paid to highest paid, and calculating the product of the total employment for the occupation and the desired percentile to determine the worker that earns the pth percentile wage rate.

**Annual wage.** Many employees are paid at an hourly rate by their employers and may work more than or less than 40 hours per week. Annual wage estimates for most occupations in this release are calculated by

multiplying the mean hourly wage by a “year-round, full-time” figure of 2080 hours (52 weeks by 40 hours). Thus, annual wage estimates may not represent the actual annual pay received by the employee if they work more or less than 2080 hours per year. Some workers typically work less than full time, year round. For these occupations, the OES program collects and reports either the annual salary or the hourly wage rate, depending on how the occupation is typically paid, but not both. For example, teachers, flight attendants, and pilots may be paid an annual salary, but do not work the usual 2080 hours per year. In this case, an annual salary is reported. Other workers, such as entertainment workers, are paid hourly rates, but generally do not work full time, year round. For these workers, only an hourly wage is reported.

**Hourly versus annual wage reporting.** For each occupation, respondents are asked to report the number of employees paid within specific wage intervals. The intervals are defined both as hourly rates and the corresponding annual rates, where the annual rate for an occupation is calculated by multiplying the hourly wage rate by a typical work year of 2080 hours. The responding establishment can reference either the hourly or the annual rate for full-time workers, but they are instructed to report the hourly rate for part-time workers.

## Estimation Methodology

Each OES panel includes approximately 200,000 establishments. The OES program is designed to produce estimates using six panels (three years) of data. The full six-panel sample of 1.2 million establishments allows the production of estimates at detailed levels of geography, industry, and occupation.

**Wage Updating.** Significant reductions in sampling errors are obtained by combining six panels of data,

particularly for small geographic areas and occupations. Wages for the current panel need no adjustment. However, wages in the five previous panels need to be updated to the current panel's reference period.

The OES program uses the BLS Employment Cost Index to adjust survey data from prior panels before combining them with the current panel's data. The wage updating procedure adjusts each detailed occupation's wage rate, as measured in the earlier panel, according to the average movement of its broader occupational division. The procedure assumes that there are no major differences by geography, industry, or detailed occupation within the occupational division. The wage rates for the highest wage interval do not go through any wage updating procedures.

**Imputation.** About 20 percent of establishments do not respond for a given panel. A “nearest neighbor” hot deck imputation procedure is used to impute missing occupational employment totals. A variant of mean imputation is used to impute missing wage distributions. The variant of mean imputation for wage distributions also is applied to establishments that provide reports with occupational totals but partial or missing wage data.

**Weighting and benchmarking.** The sample establishments in each panel are weighted to represent all establishments that were part of the in-scope frame from which the panel was selected. Based on the sampled establishments, sampling weights are adjusted when six panels are combined. Sampling weights are further adjusted by the ratio of employment totals (the averages of November 2005 and May 2006 employment) from the BLS Quarterly Census of Employment and Wages to employment totals from the OES program.

**May 2006 OES survey estimates.** The May 2006 OES survey estimates are based on all data collected from establishments in the May 2006, November 2005, May 2005, November 2004, May 2004, and November 2003 semiannual samples.

**Reliability of the estimates.** Estimates calculated from a sample survey are subject to two types of error: sampling and nonsampling. Sampling error occurs when estimates are calculated from a subset (ie, sample) of the population instead of the full population. When a sample of the population is surveyed, there is a chance that the sample estimate of the characteristic of interest may differ from the population value of that characteristic. Differences between the sample estimate and the population value will vary depending on the sample selected. This variability can be estimated by calculating the standard error (SE) of the sample estimate. If we were to repeat the sampling and estimation process countless times using the same survey design, approximately 90 percent of the intervals created by adding and subtracting 1.645 SEs from the sample estimate would include the population value. These intervals are called 90 percent confidence intervals. The OES program, however, usually uses the relative standard error (RSE) of a sample estimate instead of its SE to measure sampling error. RSE is defined as the SE of a sample estimate divided by the sample estimate itself. This statistic provides the user with a measure of the relative precision of the sample estimate. RSEs are calculated for both occupational employment and mean wage rate estimates. Occupational employment RSEs are calculated using a subsample, random group replication technique called the Jackknife. Mean wage rate RSEs are calculated using a variance components model that accounts for both the observed and unobserved components of the wage data. The variances of the unobserved components are estimated using wage data from the BLS

National Compensation Survey. In general, estimates based on many establishments have lower RSEs than estimates based on few establishments. If the distributional assumptions of the models are violated, the resulting confidence intervals may not reflect the prescribed level of confidence.

Nonsampling error occurs for a variety of reasons, none of which are directly connected to sampling. Examples of nonsampling error include: nonresponse, data incorrectly reported by the respondent, mistakes made in entering collected data into the database, and mistakes made in editing and processing the collected data.

---

## Definitions

### Covered Employment

Employment covered by state unemployment insurance laws or, for federal workers, covered by the Unemployment Compensation for Federal Employees program.

### Establishment

A business, usually at a particular physical location, that engages in one or more types of economic activity; for example, a factory, mine, store, or office. Generally a single establishment produces a single good or provides a single service. An enterprise (a private firm, government, or non-profit organization) could consist of a single establishment or multiple establishments. A multi-establishment enterprise could have all its establishments in one industry (ie, a chain), or could have various establishments in different industries (ie, a conglomerate). Some establishments, such as construction firms, may have a small fixed base but perform the bulk of their economic activity at various jobsites.

### Mid-Range

The mid-range is the range between the 25th and 75th percentiles; ie, the middle 50 percent of the observations in a wage distribution. One way to interpret a mid-range is to observe that 25 percent of workers in the occupation are paid less than the lower boundary of the mid-range and 25 percent of workers are paid more than the upper boundary.

### Occupation

A set of activities or tasks employees are paid to perform. Employees that perform essentially the same tasks are in the same occupation, whether or not they are in the same industry. Some occupations are concentrated in a few particular industries, other occupations are found in the majority of industries.

## Colorado Regions: Metropolitan Statistical Areas (MSAs) and Balance of State (BOS) Areas

Area Code	County Code	County Name	Area Code	County Code	County Name	Area Code	County Code	County Name
<b>Boulder MSA</b>			<b>Eastern &amp; Southern Colorado BOS Area</b>			<b>Western Colorado BOS Area</b>		
14500	013	BOULDER	00001	003	ALAMOSA	00002	007	ARCHULETA
<b>Colorado Springs MSA</b>			00001	009	BACA	00002	029	DELTA
17820	041	EL PASO	00001	011	BENT	00002	033	DOLORES
17820	119	TELLER	00001	017	CHEYENNE	00002	045	GARFIELD
<b>Denver-Aurora MSA</b>			00001	021	CHEYENNE	00002	051	GUNNISON
19740	001	ADAMS	00001	021	CONEJOS	00002	053	HINSDALE
19740	005	ARAPAHOE	00001	023	COSTILLA	00002	067	LA PLATA
19740	014	BROOMFIELD	00001	025	CROWLEY	00002	081	MOFFAT
19740	019	CLEAR CREEK	00001	055	HUERFANO	00002	083	MONTEZUMA
19740	031	DENVER	00001	061	KIOWA	00002	085	MONTROSE
19740	035	DOUGLAS	00001	063	KIT CARSON	00002	091	OURAY
19740	039	ELBERT	00001	063	KIT CARSON	00002	103	RIO BLANCO
19740	047	GILPIN	00001	071	LAS ANIMAS	00002	111	SAN JUAN
19740	059	JEFFERSON	00001	073	LINCOLN	00002	113	SAN MIGUEL
19740	093	PARK	00001	075	LOGAN	<b>North Central Colorado BOS Area</b>		
<b>Fort Collins-Loveland MSA</b>			00001	079	MINERAL	00003	037	EAGLE
22660	069	LARIMER	00001	087	MORGAN	00003	049	GRAND
<b>Grand Junction MSA</b>			00001	089	OTERO	00003	057	JACKSON
24300	077	MESA	00001	095	PHILLIPS	00003	065	LAKE
<b>Greeley MSA</b>			00001	099	PROWERS	00003	097	PITKIN
24540	123	WELD	00001	105	RIO GRANDE	00003	107	ROUTT
<b>Pueblo MSA</b>			00001	109	SAGUACHE	00003	117	SUMMIT
39380	101	PUEBLO	00001	115	SEDGWICK	<b>Central Colorado BOS Area</b>		
			00001	121	WASHINGTON	00004	015	CHAFFEE
			00001	125	YUMA	00004	027	CUSTER
						00004	043	FREMONT

Occupational Code	Occupational Title	Employment Estimate	Employment Percentage Relative Standard Error	Average Hourly Wage	Average Annual Wage	Wage Percentage Relative Standard Error	10th Percentile (Hourly)	25th Percentile (Hourly)	50th Percentile (Hourly)	75th Percentile (Hourly)	90th Percentile (Hourly)	10th Percentile (Annual)	25th Percentile (Annual)	50th Percentile (Annual)	75th Percentile (Annual)	90th Percentile (Annual)
<b>00-0000</b>	<b>Total All Occupations</b>	<b>2,207,120</b>	<b>0.47</b>	<b>\$19.93</b>	<b>\$41,452</b>	<b>0.58</b>	<b>\$7.88</b>	<b>\$10.65</b>	<b>\$15.82</b>	<b>\$24.40</b>	<b>\$36.78</b>	<b>\$16,380</b>	<b>\$22,157</b>	<b>\$32,913</b>	<b>\$50,746</b>	<b>\$76,506</b>
<b>11-0000</b>	<b>Management Occupations</b>	<b>107,070</b>	<b>1.4</b>	<b>\$43.87</b>	<b>\$91,240</b>	<b>0.6</b>	<b>\$18.88</b>	<b>\$27.12</b>	<b>\$39.10</b>	<b>\$55.42</b>	<b>#</b>	<b>\$39,270</b>	<b>\$56,410</b>	<b>\$81,340</b>	<b>\$115,270</b>	<b>#</b>
11-1011	Chief executives	2,530	6.8	\$71.78	\$149,300	1.9	\$36.79	\$49.54	#	#	#	\$76,520	\$103,050	#	#	#
11-1021	General and operations managers	36,880	1.8	\$46.86	\$97,480	0.9	\$19.06	\$26.69	\$39.70	\$61.95	#	\$39,650	\$55,510	\$82,580	\$128,870	#
11-2011	Advertising and promotions managers	970	12.7	\$34.38	\$71,500	6.3	\$14.76	\$19.14	\$27.94	\$45.43	\$64.44	\$30,700	\$39,800	\$58,120	\$94,490	\$134,030
11-2021	Marketing managers	3,640	5.1	\$46.59	\$96,900	2	\$24.26	\$30.13	\$41.27	\$58.40	#	\$50,460	\$62,660	\$85,850	\$121,470	#
11-2022	Sales managers	4,200	5.1	\$49.36	\$102,660	1.5	\$23.29	\$32.72	\$46.30	\$61.98	#	\$48,430	\$68,050	\$96,300	\$128,910	#
11-2031	Public relations managers	940	7.5	\$43.16	\$89,770	2.9	\$20.72	\$29.42	\$40.53	\$54.40	\$67.98	\$43,110	\$61,200	\$84,290	\$113,150	\$141,400
11-3011	Administrative services managers	2,720	4.5	\$34.22	\$71,180	1	\$19.24	\$24.54	\$32.44	\$42.67	\$53.07	\$40,010	\$51,050	\$67,470	\$88,760	\$110,390
11-3021	Computer and information systems managers	4,460	8.6	\$52.29	\$108,760	1.3	\$34.56	\$41.89	\$50.69	\$61.07	#	\$71,890	\$87,120	\$105,430	\$127,020	#
11-3031	Financial managers	5,950	4.5	\$50.14	\$104,290	1.4	\$28.43	\$35.79	\$45.01	\$60.45	#	\$59,140	\$74,440	\$93,610	\$125,740	#
11-3041	Compensation and benefits managers	580	5.2	\$39.88	\$82,940	2.9	\$20.73	\$25.25	\$32.94	\$47.35	#	\$43,120	\$52,510	\$68,520	\$98,490	#
11-3042	Training and development managers	380	9.1	\$38.23	\$79,510	2.8	\$21.94	\$28.12	\$35.46	\$44.49	\$56.10	\$45,630	\$58,500	\$73,750	\$92,540	\$116,680
11-3049	Human resources managers, all other	930	5.5	\$45.12	\$93,850	2.1	\$26.29	\$33.04	\$42.35	\$54.84	\$67.74	\$54,690	\$68,720	\$88,090	\$114,070	\$140,910
11-3051	Industrial production managers	1,590	6.6	\$37.93	\$78,890	2.2	\$19.73	\$25.84	\$34.24	\$45.36	\$61.47	\$41,050	\$53,760	\$71,210	\$94,340	\$127,860
11-3061	Purchasing managers	800	5.4	\$42.20	\$87,770	1.6	\$24.71	\$32.25	\$41.43	\$52.06	\$61.38	\$51,400	\$67,080	\$86,180	\$108,290	\$127,680
11-3071	Transportation, storage, and distribution managers	1,510	4.5	\$38.62	\$80,340	3.2	\$21.89	\$26.91	\$34.79	\$45.07	\$59.35	\$45,540	\$55,970	\$72,370	\$93,740	\$123,460
11-9011	Farm, ranch, and other agricultural managers	60	34.1	\$29.15	\$60,630	12.6	\$15.31	\$17.22	\$20.78	\$40.99	\$49.05	\$31,850	\$35,820	\$43,210	\$85,260	\$102,020
11-9021	Construction managers	5,780	8.4	\$36.74	\$76,410	3.8	\$18.81	\$26.84	\$34.15	\$43.80	\$55.83	\$39,120	\$55,830	\$71,040	\$91,110	\$116,120
11-9031	Education administrators, preschool and child care center/program	680	12	\$18.76	\$39,020	4	\$12.20	\$13.41	\$17.00	\$22.23	\$29.82	\$25,370	\$27,900	\$35,360	\$46,240	\$62,020
11-9032	Education administrators, elementary and secondary school	3,520	1.9	#	\$75,940	1	#	#	#	#	#	\$55,170	\$65,390	\$75,910	\$88,570	\$100,550
11-9033	Education administrators, postsecondary	1,600	8.2	\$39.30	\$81,740	3.4	\$20.14	\$25.53	\$34.55	\$47.50	\$66.62	\$41,890	\$53,090	\$71,870	\$98,810	\$138,560
11-9039	Education administrators, all other	620	6.2	\$32.39	\$67,370	5.1	\$16.70	\$21.82	\$31.50	\$42.49	\$50.10	\$34,740	\$45,380	\$65,530	\$88,370	\$104,200
11-9041	Engineering managers	3,690	5.5	\$55.06	\$114,510	1.8	\$36.31	\$43.14	\$52.78	\$63.88	#	\$75,530	\$89,730	\$109,780	\$132,880	#
11-9051	Food service managers	2,560	6.2	\$25.63	\$53,310	6.7	\$13.51	\$17.50	\$21.31	\$28.99	\$42.13	\$28,090	\$36,400	\$44,330	\$60,300	\$87,640
11-9061	Funeral directors	190	13.2	\$22.93	\$47,690	5.4	\$14.66	\$17.45	\$21.98	\$27.18	\$31.02	\$30,490	\$36,290	\$45,720	\$56,540	\$64,520
11-9071	Gaming managers	#	#	\$23.64	\$49,180	6.7	\$14.37	\$16.06	\$21.30	\$27.89	\$39.46	\$29,900	\$33,410	\$44,290	\$58,010	\$82,090
11-9081	Lodging managers	850	12.3	\$24.94	\$51,870	6.1	\$12.06	\$15.03	\$20.54	\$32.32	\$43.59	\$25,080	\$31,270	\$42,730	\$67,240	\$90,660
11-9111	Medical and health services managers	2,900	4.9	\$38.83	\$80,760	1.9	\$19.26	\$27.29	\$36.07	\$46.29	\$59.10	\$40,070	\$56,770	\$75,030	\$96,290	\$122,930
11-9121	Natural sciences managers	1,060	4.8	\$54.33	\$113,010	2.5	\$34.42	\$41.89	\$50.46	\$62.54	#	\$71,590	\$87,130	\$104,960	\$130,090	#
11-9131	Postmasters and mail superintendents	380	0	\$26.15	\$54,390	0.5	\$17.15	\$21.19	\$26.10	\$30.72	\$36.87	\$35,670	\$44,070	\$54,290	\$63,890	\$76,690

# Data unavailable



Occupational Code	Occupational Title	Employment Estimate	Employment Percentage Relative Standard Error	Average Hourly Wage	Average Annual Wage	Wage Percentage Relative Standard Error	10th Percentile (Hourly)	25th Percentile (Hourly)	50th Percentile (Hourly)	75th Percentile (Hourly)	90th Percentile (Hourly)	10th Percentile (Annual)	25th Percentile (Annual)	50th Percentile (Annual)	75th Percentile (Annual)	90th Percentile (Annual)
11-9141	Property, real estate, and community association managers	4,980	8.8	\$28.28	\$58,810	5.2	\$11.23	\$15.82	\$23.39	\$35.69	\$52.26	\$23,360	\$32,900	\$48,650	\$74,230	\$108,690
11-9151	Social and community service managers	1,450	5.5	\$26.70	\$55,550	1.8	\$14.63	\$18.87	\$24.61	\$32.39	\$43.47	\$30,420	\$39,250	\$51,190	\$67,380	\$90,410
11-9199	Managers, all other	8,010	3.7	\$47.09	\$97,940	1.7	\$23.68	\$32.80	\$44.70	\$57.56	#	\$49,250	\$68,230	\$92,970	\$119,720	#
<b>13-0000</b>	<b>Business and Financial Operations Occupations</b>	<b>114,640</b>	<b>1.8</b>	<b>\$30.23</b>	<b>\$62,870</b>	<b>0.9</b>	<b>\$15.27</b>	<b>\$20.06</b>	<b>\$27.03</b>	<b>\$36.31</b>	<b>\$47.55</b>	<b>\$31,760</b>	<b>\$41,730</b>	<b>\$56,220</b>	<b>\$75,520</b>	<b>\$98,900</b>
13-1011	Agents and business managers of artists, performers, and athletes	140	27.6	\$26.53	\$55,180	10.7	\$11.55	\$12.88	\$17.07	\$34.86	\$53.36	\$24,020	\$26,790	\$35,500	\$72,500	\$110,990
13-1021	Purchasing agents and buyers, farm products	220	29.2	\$19.11	\$39,740	13	\$9.60	\$10.62	\$14.91	\$27.61	\$36.83	\$19,970	\$22,090	\$31,010	\$57,430	\$76,600
13-1022	Wholesale and retail buyers, except farm products	2,000	7.3	\$22.13	\$46,020	2.4	\$11.90	\$14.92	\$19.63	\$26.43	\$35.22	\$24,750	\$31,040	\$40,830	\$54,970	\$73,260
13-1023	Purchasing agents, except wholesale, retail, and farm products	5,260	4.9	\$26.69	\$55,520	1.1	\$15.88	\$20.09	\$25.47	\$32.44	\$40.55	\$33,030	\$41,790	\$52,970	\$67,470	\$84,350
13-1031	Claims adjusters, examiners, and investigators	4,960	17.2	\$25.36	\$52,750	4.8	\$15.25	\$18.68	\$24.07	\$31.61	\$38.23	\$31,710	\$38,860	\$50,070	\$65,750	\$79,520
13-1032	Insurance appraisers, auto damage	130	31.5	\$25.01	\$52,010	5.7	\$18.96	\$21.02	\$24.57	\$28.75	\$33.13	\$39,440	\$43,720	\$51,110	\$59,790	\$68,910
13-1041	Compliance officers, except agriculture, construction, health and safety, and transportation	3,540	3.2	\$24.73	\$51,440	4.3	\$13.28	\$15.72	\$23.32	\$30.79	\$39.00	\$27,630	\$32,700	\$48,500	\$64,050	\$81,130
13-1051	Cost estimators	5,220	5.5	\$27.78	\$57,790	1.6	\$16.15	\$20.33	\$26.01	\$34.08	\$42.57	\$33,580	\$42,290	\$54,100	\$70,890	\$88,540
13-1061	Emergency management specialists	260	49.1	\$32.67	\$67,950	8.6	\$17.04	\$22.84	\$30.55	\$39.34	\$48.40	\$35,440	\$47,510	\$63,540	\$81,820	\$100,680
13-1071	Employment, recruitment, and placement specialists	2,560	14	\$23.67	\$49,240	3.1	\$12.76	\$15.99	\$20.63	\$27.76	\$39.84	\$26,550	\$33,260	\$42,910	\$57,750	\$82,860
13-1072	Compensation, benefits, and job analysis specialists	2,030	5.7	\$27.34	\$56,860	1.9	\$16.45	\$20.11	\$25.56	\$32.40	\$41.06	\$34,210	\$41,830	\$53,160	\$67,400	\$85,410
13-1073	Training and development specialists	4,140	9.4	\$23.81	\$49,520	2.5	\$12.40	\$17.45	\$23.10	\$29.60	\$35.63	\$25,790	\$36,290	\$48,050	\$61,570	\$74,100
13-1079	Human resources, training, and labor relations specialists, all other	2,810	3.7	\$28.31	\$58,880	1.7	\$16.47	\$20.49	\$26.46	\$34.41	\$43.90	\$34,260	\$42,620	\$55,030	\$71,570	\$91,310
13-1081	Logisticians	1,280	6.5	\$33.65	\$69,990	1.4	\$22.31	\$27.09	\$33.36	\$39.64	\$47.26	\$46,400	\$56,340	\$69,380	\$82,440	\$98,300
13-1111	Management analysts	7,200	5.8	\$40.51	\$84,260	4.5	\$20.47	\$26.61	\$35.54	\$46.66	\$69.97	\$42,580	\$55,360	\$73,910	\$97,060	\$145,540
13-1121	Meeting and convention planners	1,060	14.8	\$19.90	\$41,390	2.6	\$11.39	\$14.91	\$18.91	\$23.77	\$29.86	\$23,680	\$31,020	\$39,340	\$49,450	\$62,120
13-1199	Business operations specialists, all other	23,630	2.9	\$32.56	\$67,730	1.9	\$16.79	\$22.55	\$30.47	\$39.37	\$50.55	\$34,920	\$46,910	\$63,370	\$81,880	\$105,130
13-2011	Accountants and auditors	23,940	3	\$29.53	\$61,420	1.5	\$15.88	\$20.38	\$26.43	\$35.58	\$46.01	\$33,030	\$42,380	\$54,970	\$74,010	\$95,700
13-2021	Appraisers and assessors of real estate	2,000	16.3	\$22.74	\$47,290	6.5	\$7.95	\$14.09	\$21.51	\$31.73	\$38.06	\$16,530	\$29,310	\$44,750	\$66,000	\$79,170
13-2031	Budget analysts	950	4.4	\$30.70	\$63,850	1.2	\$21.34	\$25.10	\$29.84	\$36.16	\$42.91	\$44,380	\$52,210	\$62,070	\$75,200	\$89,260
13-2041	Credit analysts	1,150	12.5	\$35.11	\$73,020	7.8	\$17.52	\$21.85	\$30.66	\$40.09	\$60.64	\$36,450	\$45,440	\$63,770	\$83,380	\$126,140
13-2051	Financial analysts	4,300	8.1	\$36.98	\$76,930	6.7	\$15.75	\$20.60	\$29.16	\$43.99	#	\$32,750	\$42,860	\$60,660	\$91,500	#
13-2052	Personal financial advisors	2,010	16	#	#	#	#	#	#	#	#	#	#	#	#	#
13-2053	Insurance underwriters	1,440	13.5	\$30.33	\$63,090	2.8	\$15.69	\$20.70	\$28.94	\$36.83	\$43.95	\$32,630	\$43,060	\$60,190	\$76,610	\$91,420
13-2061	Financial examiners	330	18.6	\$34.22	\$71,170	7.7	\$17.46	\$21.41	\$30.70	\$43.25	\$57.49	\$36,320	\$44,540	\$63,850	\$89,960	\$119,580

# Data unavailable

Occupational Code	Occupational Title	Employment Estimate	Employment Percentage Relative Standard Error	Average Hourly Wage	Average Annual Wage	Wage Percentage Relative Standard Error	10th Percentile (Hourly)	25th Percentile (Hourly)	50th Percentile (Hourly)	75th Percentile (Hourly)	90th Percentile (Hourly)	10th Percentile (Annual)	25th Percentile (Annual)	50th Percentile (Annual)	75th Percentile (Annual)	90th Percentile (Annual)
13-2071	Loan counselors	#	#	\$23.66	\$49,220	5.5	\$13.55	\$16.12	\$21.73	\$27.04	\$37.55	\$28,190	\$33,520	\$45,200	\$56,240	\$78,110
13-2072	Loan officers	7,230	8.3	\$29.59	\$61,540	3.2	\$14.81	\$18.39	\$25.08	\$35.20	\$48.10	\$30,810	\$38,240	\$52,170	\$73,220	\$100,040
13-2081	Tax examiners, collectors, and revenue agents	770	0.9	\$27.99	\$58,220	1	\$17.14	\$20.11	\$26.01	\$35.68	\$44.01	\$35,640	\$41,840	\$54,100	\$74,220	\$91,540
13-2082	Tax preparers	440	33.5	\$15.84	\$32,950	9.7	\$7.49	\$9.92	\$13.82	\$20.91	\$27.79	\$15,590	\$20,630	\$28,740	\$43,490	\$57,810
13-2099	Financial specialists, all other	3,260	9.6	\$28.78	\$59,850	2.7	\$16.01	\$20.66	\$27.33	\$34.72	\$42.23	\$33,300	\$42,970	\$56,850	\$72,220	\$87,830
<b>15-0000</b>	<b>Computer and Mathematical Occupations</b>	<b>77,980</b>	<b>2.5</b>	<b>\$34.61</b>	<b>\$71,980</b>	<b>1.1</b>	<b>\$18.61</b>	<b>\$24.82</b>	<b>\$33.51</b>	<b>\$43.04</b>	<b>\$52.92</b>	<b>\$38,710</b>	<b>\$51,620</b>	<b>\$69,690</b>	<b>\$89,520</b>	<b>\$110,080</b>
15-1011	Computer and information scientists, research	450	27.2	\$42.45	\$88,300	3.5	\$25.47	\$33.52	\$42.46	\$51.79	\$61.50	\$52,980	\$69,730	\$88,320	\$107,730	\$127,910
15-1021	Computer programmers	6,010	8.4	\$35.07	\$72,960	3.5	\$18.00	\$24.35	\$33.82	\$42.36	\$51.88	\$37,440	\$50,640	\$70,340	\$88,110	\$107,910
15-1031	Computer software engineers, applications	13,590	7.8	\$41.14	\$85,570	2.4	\$25.48	\$32.30	\$39.52	\$48.12	\$58.09	\$52,990	\$67,180	\$82,210	\$100,080	\$120,830
15-1032	Computer software engineers, systems software	10,640	5.5	\$41.07	\$85,420	1.5	\$26.50	\$32.10	\$40.03	\$49.14	\$58.58	\$55,110	\$66,770	\$83,270	\$102,220	\$121,840
15-1041	Computer support specialists	14,040	6.1	\$23.37	\$48,610	2.3	\$13.39	\$16.72	\$22.03	\$28.65	\$35.59	\$27,860	\$34,790	\$45,820	\$59,590	\$74,020
15-1051	Computer systems analysts	11,360	9.8	\$35.50	\$73,840	1.8	\$21.47	\$26.96	\$34.81	\$43.23	\$51.21	\$44,650	\$56,080	\$72,400	\$89,910	\$106,520
15-1061	Database administrators	2,370	10.7	\$33.74	\$70,190	1.5	\$17.61	\$24.46	\$33.61	\$43.07	\$51.48	\$36,620	\$50,880	\$69,910	\$89,580	\$107,070
15-1071	Network and computer systems administrators	7,100	6.8	\$33.96	\$70,630	3.1	\$19.76	\$24.86	\$32.05	\$40.88	\$51.38	\$41,110	\$51,710	\$66,670	\$85,030	\$106,870
15-1081	Network systems and data communications analysts	4,930	30.2	\$33.32	\$69,300	2.2	\$20.23	\$24.70	\$31.79	\$40.98	\$49.26	\$42,080	\$51,370	\$66,120	\$85,240	\$102,450
15-1099	Computer specialists, all other	5,710	4.1	\$33.47	\$69,610	1.8	\$19.60	\$25.83	\$33.44	\$41.15	\$48.01	\$40,770	\$53,720	\$69,550	\$85,590	\$99,850
15-2011	Actuaries	430	44	\$47.16	\$98,090	3.9	\$25.01	\$32.50	\$43.64	\$57.58	#	\$52,030	\$67,600	\$90,770	\$119,760	#
15-2021	Mathematicians	40	3.7	\$42.30	\$87,980	6.9	\$22.22	\$26.83	\$45.18	\$56.38	\$62.31	\$46,220	\$55,810	\$93,970	\$117,270	\$129,600
15-2031	Operations research analysts	960	11.4	\$32.50	\$67,590	2.9	\$20.74	\$24.61	\$30.10	\$39.99	\$49.12	\$43,150	\$51,190	\$62,620	\$83,180	\$102,170
15-2041	Statisticians	320	14.8	\$33.22	\$69,100	5.3	\$20.40	\$24.77	\$30.47	\$40.42	\$49.42	\$42,440	\$51,520	\$63,380	\$84,060	\$102,780
<b>17-0000</b>	<b>Architecture and Engineering Occupations</b>	<b>54,890</b>	<b>2.9</b>	<b>\$33.70</b>	<b>\$70,090</b>	<b>1.2</b>	<b>\$18.29</b>	<b>\$23.54</b>	<b>\$31.69</b>	<b>\$42.06</b>	<b>\$53.02</b>	<b>\$38,050</b>	<b>\$48,970</b>	<b>\$65,910</b>	<b>\$87,480</b>	<b>\$110,290</b>
17-1011	Architects, except landscape and naval	3,330	8.7	\$30.82	\$64,100	6	\$17.79	\$20.70	\$26.02	\$36.40	\$48.10	\$37,010	\$43,060	\$54,110	\$75,710	\$100,040
17-1012	Landscape architects	1,180	20.4	\$30.74	\$63,940	7.7	\$16.50	\$20.10	\$25.79	\$35.20	\$49.13	\$34,310	\$41,820	\$53,640	\$73,210	\$102,200
17-1021	Cartographers and photogrammetrists	970	15.8	\$28.54	\$59,360	4.6	\$16.47	\$21.21	\$27.78	\$35.57	\$42.73	\$34,260	\$44,120	\$57,790	\$73,990	\$88,870
17-1022	Surveyors	1,270	11.1	\$24.38	\$50,710	3	\$14.95	\$17.40	\$22.85	\$30.17	\$37.10	\$31,100	\$36,200	\$47,530	\$62,750	\$77,160
17-2011	Aerospace engineers	2,720	28.4	\$42.29	\$87,960	7.5	\$23.29	\$32.54	\$41.28	\$49.91	\$63.35	\$48,430	\$67,680	\$85,860	\$103,800	\$131,780
17-2021	Agricultural engineers	70	26.4	\$32.59	\$67,780	4.3	\$20.82	\$24.57	\$31.90	\$40.83	\$46.35	\$43,300	\$51,110	\$66,350	\$84,920	\$96,400
17-2031	Biomedical engineers	260	27.3	\$38.26	\$79,580	3.3	\$25.89	\$31.72	\$37.34	\$46.10	\$54.51	\$53,860	\$65,970	\$77,670	\$95,880	\$113,380
17-2041	Chemical engineers	500	21.3	\$47.74	\$99,300	11.8	\$28.15	\$33.54	\$41.67	\$58.35	#	\$58,540	\$69,760	\$86,670	\$121,360	#
17-2051	Civil engineers	7,990	11.8	\$34.02	\$70,760	2.9	\$22.41	\$26.51	\$33.76	\$40.96	\$46.54	\$46,610	\$55,150	\$70,220	\$85,190	\$96,810
17-2061	Computer hardware engineers	3,140	11.2	\$48.81	\$101,530	2.4	\$30.60	\$37.00	\$47.06	\$60.41	#	\$63,660	\$76,960	\$97,890	\$125,660	#
17-2071	Electrical engineers	2,590	5.8	\$38.35	\$79,760	1.7	\$25.18	\$30.01	\$37.06	\$44.97	\$54.71	\$52,380	\$62,420	\$77,090	\$93,540	\$113,790

# Data unavailable



Occupational Code	Occupational Title	Employment Estimate	Employment Percentage Relative Standard Error	Average Hourly Wage	Average Annual Wage	Wage Percentage Relative Standard Error	10th Percentile (Hourly)	25th Percentile (Hourly)	50th Percentile (Hourly)	75th Percentile (Hourly)	90th Percentile (Hourly)	10th Percentile (Annual)	25th Percentile (Annual)	50th Percentile (Annual)	75th Percentile (Annual)	90th Percentile (Annual)
17-2072	Electronics engineers, except computer	4,850	7	\$40.09	\$83,390	1.6	\$26.71	\$31.40	\$38.47	\$47.77	\$58.88	\$55,550	\$65,320	\$80,020	\$99,370	\$122,480
17-2081	Environmental engineers	1,540	19	\$34.67	\$72,110	4.3	\$20.19	\$24.63	\$33.39	\$43.45	\$52.02	\$41,990	\$51,230	\$69,450	\$90,380	\$108,200
17-2111	Health and safety engineers, except mining safety engineers and inspectors	420	14.2	\$38.67	\$80,420	6.3	\$20.48	\$26.04	\$36.96	\$48.63	\$63.79	\$42,590	\$54,170	\$76,880	\$101,160	\$132,690
17-2112	Industrial engineers	3,310	7.3	\$35.94	\$74,760	1.7	\$23.27	\$28.62	\$34.97	\$42.81	\$51.73	\$48,400	\$59,530	\$72,730	\$89,050	\$107,610
17-2131	Materials engineers	710	14.6	\$44.14	\$91,810	3.9	\$26.94	\$37.44	\$45.94	\$53.73	\$59.19	\$56,040	\$77,870	\$95,560	\$111,750	\$123,120
17-2141	Mechanical engineers	3,070	8.5	\$36.47	\$75,860	1.6	\$22.72	\$28.42	\$35.92	\$43.86	\$52.08	\$47,260	\$59,110	\$74,710	\$91,240	\$108,320
17-2151	Mining and geological engineers, including mining safety engineers	410	16.8	\$42.35	\$88,080	5.4	\$23.97	\$28.93	\$40.79	\$52.71	\$69.24	\$49,850	\$60,180	\$84,840	\$109,640	\$144,020
17-2161	Nuclear engineers	#	#	\$72.75	\$151,320	10.1	\$62.10	\$65.21	#	#	#	\$129,170	\$135,640	#	#	#
17-2171	Petroleum engineers	#	#	\$47.43	\$98,640	4.6	\$29.94	\$38.30	\$45.23	\$55.84	\$69.22	\$62,270	\$79,660	\$94,080	\$116,140	\$143,980
17-2199	Engineers, all other	1,690	7.6	\$39.43	\$82,010	2	\$23.02	\$30.55	\$39.63	\$48.76	\$57.94	\$47,890	\$63,540	\$82,440	\$101,430	\$120,520
17-3011	Architectural and civil drafters	2,520	11.4	\$22.78	\$47,390	2.1	\$15.04	\$18.31	\$22.28	\$26.61	\$32.02	\$31,280	\$38,080	\$46,350	\$55,340	\$66,590
17-3012	Electrical and electronics drafters	720	13.9	\$26.25	\$54,610	2.2	\$16.24	\$19.80	\$25.48	\$31.74	\$38.36	\$33,780	\$41,180	\$52,990	\$66,020	\$79,790
17-3013	Mechanical drafters	740	16.3	\$22.47	\$46,730	2.6	\$14.80	\$17.23	\$21.35	\$26.53	\$32.69	\$30,780	\$35,830	\$44,410	\$55,190	\$68,000
17-3019	Drafters, all other	400	35.3	\$24.74	\$51,450	7.3	\$13.17	\$17.00	\$24.35	\$31.99	\$37.77	\$27,390	\$35,360	\$50,660	\$66,540	\$78,560
17-3021	Aerospace engineering and operations technicians	210	12.4	\$28.75	\$59,810	4.9	\$20.54	\$25.17	\$30.17	\$33.74	\$35.89	\$42,720	\$52,350	\$62,750	\$70,180	\$74,640
17-3022	Civil engineering technicians	1,490	13	\$21.76	\$45,270	2.7	\$13.35	\$16.84	\$21.71	\$26.18	\$30.84	\$27,760	\$35,020	\$45,150	\$54,460	\$64,140
17-3023	Electrical and electronic engineering technicians	2,900	6.3	\$24.48	\$50,920	1.7	\$15.77	\$19.44	\$23.95	\$28.88	\$34.75	\$32,790	\$40,440	\$49,820	\$60,070	\$72,270
17-3024	Electro-mechanical technicians	280	9.6	\$24.29	\$50,520	3.3	\$16.51	\$19.31	\$23.95	\$28.51	\$33.62	\$34,340	\$40,160	\$49,820	\$59,310	\$69,920
17-3025	Environmental engineering technicians	720	25.3	\$19.82	\$41,230	3.9	\$11.73	\$14.21	\$19.48	\$23.76	\$28.48	\$24,390	\$29,560	\$40,510	\$49,420	\$59,230
17-3026	Industrial engineering technicians	1,010	9.3	\$26.82	\$55,780	4	\$15.33	\$19.48	\$24.96	\$32.17	\$43.32	\$31,880	\$40,530	\$51,910	\$66,910	\$90,110
17-3027	Mechanical engineering technicians	410	20	\$22.23	\$46,240	3.2	\$13.19	\$16.61	\$21.93	\$26.71	\$32.43	\$27,440	\$34,550	\$45,610	\$55,560	\$67,450
17-3029	Engineering technicians, except drafters, all other	1,290	6.2	\$24.96	\$51,910	1.4	\$15.92	\$20.38	\$25.41	\$29.56	\$34.44	\$33,110	\$42,400	\$52,850	\$61,480	\$71,630
17-3031	Surveying and mapping technicians	1,330	8.6	\$19.39	\$40,320	2.5	\$11.50	\$14.52	\$18.63	\$23.94	\$28.83	\$23,930	\$30,190	\$38,750	\$49,800	\$59,970
<b>19-0000</b>	<b>Life, Physical, and Social Science Occupations</b>	<b>28,390</b>	<b>2.7</b>	<b>\$29.35</b>	<b>\$61,050</b>	<b>1.7</b>	<b>\$13.96</b>	<b>\$18.81</b>	<b>\$26.61</b>	<b>\$36.89</b>	<b>\$48.77</b>	<b>\$29,040</b>	<b>\$39,120</b>	<b>\$55,350</b>	<b>\$76,740</b>	<b>\$101,430</b>
19-1011	Animal scientists	#	#	\$33.56	\$69,810	7.9	\$17.85	\$22.93	\$38.28	\$42.57	\$45.10	\$37,120	\$47,690	\$79,630	\$88,550	\$93,810
19-1012	Food scientists and technologists	#	#	\$29.31	\$60,970	2.8	\$17.91	\$22.57	\$27.20	\$36.55	\$44.09	\$37,240	\$46,950	\$56,580	\$76,010	\$91,710
19-1013	Soil and plant scientists	280	12.1	\$29.09	\$60,510	6.1	\$16.63	\$18.43	\$26.55	\$36.98	\$49.75	\$34,590	\$38,340	\$55,220	\$76,920	\$103,480
19-1021	Biochemists and biophysicists	600	27.9	\$37.84	\$78,700	7.9	\$16.50	\$26.60	\$36.98	\$43.40	\$58.67	\$34,330	\$55,320	\$76,920	\$90,270	\$122,020
19-1022	Microbiologists	320	11.5	\$29.91	\$62,200	7	\$15.57	\$19.30	\$25.24	\$37.08	\$47.53	\$32,380	\$40,140	\$52,500	\$77,120	\$98,870
19-1023	Zoologists and wildlife biologists	370	19	\$27.04	\$56,240	3.2	\$14.42	\$19.29	\$25.01	\$32.13	\$45.62	\$29,990	\$40,120	\$52,030	\$66,840	\$94,880
19-1029	Biological scientists, all other	500	3	\$29.18	\$60,700	1.1	\$17.54	\$23.88	\$29.27	\$35.26	\$39.07	\$36,470	\$49,680	\$60,890	\$73,330	\$81,270

# Data unavailable

Occupational Code	Occupational Title	Employment Estimate	Employment Percentage Relative Standard Error	Average Hourly Wage	Average Annual Wage	Wage Percentage Relative Standard Error	10th Percentile (Hourly)	25th Percentile (Hourly)	50th Percentile (Hourly)	75th Percentile (Hourly)	90th Percentile (Hourly)	10th Percentile (Annual)	25th Percentile (Annual)	50th Percentile (Annual)	75th Percentile (Annual)	90th Percentile (Annual)
19-1031	Conservation scientists	570	16.5	\$28.00	\$58,230	2.7	\$18.74	\$22.14	\$27.00	\$31.82	\$38.66	\$38,980	\$46,050	\$56,150	\$66,190	\$80,400
19-1032	Foresters	160	5	\$26.71	\$55,550	0.8	\$20.11	\$22.72	\$26.53	\$29.97	\$34.75	\$41,830	\$47,250	\$55,190	\$62,340	\$72,280
19-1041	Epidemiologists	40	11.1	\$29.28	\$60,900	2.7	\$21.86	\$26.18	\$30.31	\$33.67	\$35.72	\$45,480	\$54,450	\$63,050	\$70,040	\$74,310
19-1042	Medical scientists, except epidemiologists	#	#	\$39.37	\$81,900	6.7	\$21.65	\$26.14	\$34.49	\$46.13	\$63.55	\$45,030	\$54,360	\$71,740	\$95,950	\$132,180
19-2011	Astronomers	#	#	\$45.02	\$93,640	4	\$26.37	\$31.23	\$44.27	\$54.91	\$67.60	\$54,840	\$64,960	\$92,080	\$114,210	\$140,620
19-2012	Physicists	830	3.4	\$41.71	\$86,760	4.8	\$21.12	\$27.92	\$41.37	\$54.12	\$66.75	\$43,920	\$58,070	\$86,050	\$112,560	\$138,840
19-2021	Atmospheric and space scientists	1,020	18.2	\$38.30	\$79,660	5.3	\$22.05	\$28.89	\$37.25	\$46.14	\$57.78	\$45,860	\$60,100	\$77,480	\$95,980	\$120,180
19-2031	Chemists	1,560	8.3	\$32.77	\$68,160	4.1	\$16.60	\$21.28	\$28.94	\$42.84	\$55.59	\$34,530	\$44,260	\$60,200	\$89,100	\$115,640
19-2032	Materials scientists	250	41.3	\$35.96	\$74,800	2.9	\$23.10	\$27.15	\$34.40	\$43.53	\$52.27	\$48,040	\$56,460	\$71,550	\$90,530	\$108,730
19-2041	Environmental scientists and specialists, including health	1,650	11	\$35.38	\$73,590	3.5	\$20.35	\$25.42	\$32.57	\$42.72	\$56.65	\$42,320	\$52,880	\$67,740	\$88,860	\$117,820
19-2042	Geoscientists, except hydrologists and geographers	1,420	12.6	\$41.07	\$85,430	5	\$19.76	\$26.56	\$38.40	\$53.14	\$69.76	\$41,100	\$55,230	\$79,880	\$110,530	\$145,090
19-2043	Hydrologists	430	15.7	\$36.28	\$75,460	3.5	\$23.28	\$28.05	\$34.82	\$42.51	\$49.37	\$48,420	\$58,340	\$72,430	\$88,420	\$102,680
19-2099	Physical scientists, all other	1,260	10.3	\$34.68	\$72,140	3	\$20.15	\$25.42	\$34.01	\$43.27	\$50.35	\$41,910	\$52,880	\$70,740	\$90,000	\$104,740
19-3011	Economists	80	2.9	\$44.07	\$91,660	2.4	\$30.64	\$34.64	\$41.49	\$49.50	\$62.68	\$63,720	\$72,040	\$86,310	\$102,970	\$130,360
19-3021	Market research analysts	3,090	11.8	\$32.48	\$67,550	3.5	\$14.85	\$21.05	\$31.51	\$39.71	\$53.85	\$30,890	\$43,780	\$65,540	\$82,600	\$112,010
19-3022	Survey researchers	#	#	\$14.12	\$29,380	8.6	\$8.12	\$10.15	\$12.03	\$16.75	\$22.44	\$16,890	\$21,110	\$25,010	\$34,830	\$46,670
19-3031	Clinical, counseling, and school psychologists	1,860	4.9	\$30.88	\$64,230	2.8	\$16.96	\$22.03	\$29.30	\$36.08	\$45.45	\$35,270	\$45,830	\$60,940	\$75,040	\$94,530
19-3032	Industrial-organizational psychologists	#	#	\$53.44	\$111,150	5.3	\$47.54	\$49.64	\$53.14	\$56.63	\$58.78	\$98,880	\$103,250	\$110,520	\$117,790	\$122,260
19-3039	Psychologists, all other	160	26.6	\$31.27	\$65,040	5.5	\$18.41	\$23.04	\$31.34	\$41.00	\$45.44	\$38,290	\$47,920	\$65,190	\$85,270	\$94,510
19-3051	Urban and regional planners	860	7.4	\$29.58	\$61,520	1.1	\$19.80	\$23.79	\$29.06	\$34.99	\$40.99	\$41,190	\$49,490	\$60,450	\$72,770	\$85,260
19-3091	Anthropologists and archeologists	220	27.5	\$22.89	\$47,610	7	\$14.46	\$15.82	\$19.67	\$28.37	\$36.43	\$30,080	\$32,900	\$40,920	\$59,000	\$75,780
19-3092	Geographers	30	0	\$32.28	\$67,150	1.7	\$21.26	\$26.32	\$31.91	\$38.62	\$45.58	\$44,210	\$54,740	\$66,370	\$80,340	\$94,810
19-3093	Historians	40	29.9	\$30.90	\$64,270	2.3	\$22.69	\$25.00	\$27.99	\$35.91	\$45.44	\$47,190	\$52,000	\$58,230	\$74,680	\$94,520
19-3099	Social scientists and related workers, all other	690	7.4	\$32.22	\$67,020	1.8	\$19.89	\$25.04	\$31.99	\$38.47	\$46.40	\$41,360	\$52,090	\$66,530	\$80,010	\$96,510
19-4021	Biological technicians	2,520	5.2	\$19.29	\$40,120	1.7	\$12.87	\$14.52	\$17.86	\$23.03	\$28.76	\$26,760	\$30,210	\$37,140	\$47,900	\$59,820
19-4031	Chemical technicians	1,170	16.3	\$19.63	\$40,830	2	\$12.17	\$15.15	\$19.49	\$23.59	\$27.46	\$25,320	\$31,510	\$40,540	\$49,070	\$57,120
19-4041	Geological and petroleum technicians	630	23.5	\$28.12	\$58,490	4.5	\$13.42	\$21.05	\$26.74	\$33.51	\$41.82	\$27,910	\$43,780	\$55,620	\$69,710	\$87,000
19-4061	Social science research assistants	#	#	\$17.48	\$36,360	4.6	\$11.45	\$12.93	\$15.86	\$21.26	\$27.28	\$23,820	\$26,890	\$32,990	\$44,230	\$56,750
19-4091	Environmental science and protection technicians, including health	860	13.3	\$22.18	\$46,130	3.3	\$13.37	\$16.34	\$21.84	\$26.72	\$32.56	\$27,810	\$33,980	\$45,430	\$55,580	\$67,730
19-4092	Forensic science technicians	250	5.3	\$24.76	\$51,510	2.4	\$16.81	\$20.08	\$23.61	\$28.22	\$33.34	\$34,960	\$41,770	\$49,110	\$58,690	\$69,350
19-4093	Forest and conservation technicians	1,260	1.4	\$15.24	\$31,710	0.6	\$10.94	\$12.49	\$14.11	\$16.99	\$22.23	\$22,760	\$25,980	\$29,360	\$35,340	\$46,230

# Data unavailable

Occupational Code	Occupational Title	Employment Estimate	Employment Percentage Relative Standard Error	Average Hourly Wage	Average Annual Wage	Wage Percentage Relative Standard Error	10th Percentile (Hourly)	25th Percentile (Hourly)	50th Percentile (Hourly)	75th Percentile (Hourly)	90th Percentile (Hourly)	10th Percentile (Annual)	25th Percentile (Annual)	50th Percentile (Annual)	75th Percentile (Annual)	90th Percentile (Annual)
19-4099	Life, physical, and social science technicians, all other	1,380	13.2	\$20.31	\$42,240	3.3	\$10.88	\$14.08	\$20.00	\$25.49	\$30.65	\$22,640	\$29,300	\$41,590	\$53,020	\$63,740
<b>21-0000</b>	<b>Community and Social Services Occupations</b>	<b>26,380</b>	<b>2.4</b>	<b>\$18.82</b>	<b>\$39,150</b>	<b>1.2</b>	<b>\$10.75</b>	<b>\$13.47</b>	<b>\$17.51</b>	<b>\$23.14</b>	<b>\$29.01</b>	<b>\$22,370</b>	<b>\$28,010</b>	<b>\$36,420</b>	<b>\$48,140</b>	<b>\$60,340</b>
21-1011	Substance abuse and behavioral disorder counselors	1,540	14.7	\$15.95	\$33,180	3	\$10.32	\$12.40	\$15.21	\$18.59	\$22.24	\$21,470	\$25,780	\$31,630	\$38,660	\$46,260
21-1012	Educational, vocational, and school counselors	3,140	4.2	\$22.47	\$46,750	1.6	\$14.20	\$17.20	\$21.61	\$27.92	\$33.27	\$29,530	\$35,780	\$44,960	\$58,060	\$69,210
21-1013	Marriage and family therapists	270	36.5	#	#	#	#	#	#	#	#	#	#	#	#	#
21-1014	Mental health counselors	2,790	9.2	\$17.41	\$36,210	2.9	\$11.80	\$13.17	\$15.84	\$20.07	\$24.77	\$24,540	\$27,390	\$32,940	\$41,750	\$51,520
21-1015	Rehabilitation counselors	1,120	9.5	\$16.36	\$34,020	4.2	\$9.73	\$11.26	\$13.72	\$20.45	\$27.87	\$20,240	\$23,410	\$28,540	\$42,530	\$57,970
21-1021	Child, family, and school social workers	3,170	5.3	\$21.68	\$45,100	1.9	\$13.06	\$15.96	\$20.48	\$26.76	\$32.94	\$27,160	\$33,200	\$42,600	\$55,670	\$68,520
21-1022	Medical and public health social workers	1,520	9.8	\$20.30	\$42,230	1.5	\$13.47	\$16.56	\$19.93	\$23.33	\$27.62	\$28,020	\$34,450	\$41,460	\$48,530	\$57,450
21-1023	Mental health and substance abuse social workers	1,660	7.3	\$16.35	\$34,010	3.1	\$8.88	\$11.76	\$14.62	\$20.08	\$26.79	\$18,470	\$24,450	\$30,410	\$41,760	\$55,730
21-1029	Social workers, all other	1,060	11.6	\$19.36	\$40,270	2.4	\$11.73	\$14.42	\$18.13	\$23.59	\$29.46	\$24,410	\$29,990	\$37,700	\$49,060	\$61,280
21-1091	Health educators	1,040	14.7	\$23.16	\$48,170	2.3	\$13.31	\$16.47	\$21.83	\$29.39	\$35.68	\$27,680	\$34,260	\$45,400	\$61,140	\$74,220
21-1092	Probation officers and correctional treatment specialists	1,570	7.1	\$24.03	\$49,990	1.3	\$16.88	\$19.42	\$24.45	\$28.57	\$31.04	\$35,110	\$40,380	\$50,860	\$59,420	\$64,560
21-1093	Social and human service assistants	4,090	5.6	\$13.81	\$28,730	1.8	\$8.46	\$10.57	\$13.32	\$16.72	\$20.41	\$17,600	\$22,000	\$27,700	\$34,780	\$42,460
21-1099	Community and social service specialists, all other	2,640	10.7	\$18.18	\$37,810	3.4	\$11.44	\$14.13	\$16.94	\$21.56	\$26.56	\$23,800	\$29,390	\$35,230	\$44,850	\$55,240
21-2011	Clergy	330	11.8	\$23.12	\$48,080	4.5	\$12.89	\$17.36	\$21.26	\$26.23	\$33.77	\$26,800	\$36,120	\$44,210	\$54,550	\$70,250
21-2021	Directors, religious activities and education	180	43	\$19.52	\$40,610	3.8	\$8.69	\$15.14	\$19.40	\$23.88	\$28.92	\$18,070	\$31,480	\$40,360	\$49,680	\$60,160
21-2099	Religious workers, all other	70	42.8	\$13.89	\$28,880	13.1	\$6.53	\$8.93	\$11.72	\$17.12	\$25.46	\$13,570	\$18,570	\$24,370	\$35,600	\$52,960
<b>23-0000</b>	<b>Legal Occupations</b>	<b>17,630</b>	<b>4.8</b>	<b>\$38.17</b>	<b>\$79,380</b>	<b>2.7</b>	<b>\$16.17</b>	<b>\$21.04</b>	<b>\$30.43</b>	<b>\$48.16</b>	<b>#</b>	<b>\$33,630</b>	<b>\$43,770</b>	<b>\$63,280</b>	<b>\$100,180</b>	<b>#</b>
23-1011	Lawyers	9,710	6.6	\$49.94	\$103,870	3.3	\$24.09	\$31.31	\$43.21	\$63.33	#	\$50,100	\$65,130	\$89,880	\$131,730	#
23-1021	Administrative law judges, adjudicators, and hearing officers	150	1.1	\$42.22	\$87,810	1.7	\$26.86	\$31.91	\$38.99	\$50.19	\$69.19	\$55,860	\$66,370	\$81,100	\$104,390	\$143,910
23-1023	Judges, magistrate judges, and magistrates	490	4.7	\$50.05	\$104,110	2	\$30.59	\$42.56	\$51.14	\$58.00	\$63.25	\$63,620	\$88,510	\$106,380	\$120,640	\$131,550
23-2011	Paralegals and legal assistants	4,440	6.9	\$21.83	\$45,400	1.7	\$14.93	\$17.67	\$20.74	\$25.46	\$30.55	\$31,050	\$36,760	\$43,140	\$52,960	\$63,540
23-2091	Court reporters	350	32.9	\$24.50	\$50,950	2.9	\$15.65	\$19.42	\$24.73	\$29.48	\$33.39	\$32,550	\$40,400	\$51,430	\$61,320	\$69,440
23-2092	Law clerks	440	32.6	\$19.00	\$39,510	5.1	\$12.67	\$14.18	\$16.91	\$20.43	\$27.69	\$26,360	\$29,490	\$35,170	\$42,500	\$57,600
23-2093	Title examiners, abstractors, and searchers	1,220	22.2	\$21.13	\$43,950	3.7	\$11.99	\$14.58	\$19.89	\$25.85	\$30.35	\$24,940	\$30,320	\$41,370	\$53,770	\$63,120
23-2099	Legal support workers, all other	760	12.7	\$21.09	\$43,880	3.4	\$13.39	\$16.08	\$19.94	\$24.09	\$31.44	\$27,850	\$33,440	\$41,470	\$50,100	\$65,380
<b>25-0000</b>	<b>Education, Training, and Library Occupations</b>	<b>120,890</b>	<b>1.8</b>	<b>\$21.14</b>	<b>\$43,960</b>	<b>2</b>	<b>\$10.78</b>	<b>\$14.03</b>	<b>\$18.90</b>	<b>\$25.93</b>	<b>\$33.33</b>	<b>\$22,430</b>	<b>\$29,180</b>	<b>\$39,320</b>	<b>\$53,940</b>	<b>\$69,330</b>
25-1011	Business teachers, postsecondary	1,320	12.6	#	\$67,700	3.8	#	#	#	#	#	\$32,490	\$41,650	\$56,990	\$87,910	\$119,050
25-1021	Computer science teachers, postsecondary	640	14.8	#	\$59,040	3.8	#	#	#	#	#	\$27,670	\$39,430	\$50,320	\$76,380	\$102,670

# Data unavailable

Occupational Code	Occupational Title	Employment Estimate	Employment Percentage Relative Standard Error	Average Hourly Wage	Average Annual Wage	Wage Percentage Relative Standard Error	10th Percentile (Hourly)	25th Percentile (Hourly)	50th Percentile (Hourly)	75th Percentile (Hourly)	90th Percentile (Hourly)	10th Percentile (Annual)	25th Percentile (Annual)	50th Percentile (Annual)	75th Percentile (Annual)	90th Percentile (Annual)
25-1022	Mathematical science teachers, postsecondary	730	11.7	#	\$62,230	4.9	#	#	#	#	#	\$29,860	\$39,200	\$54,290	\$75,520	\$103,700
25-1032	Engineering teachers, postsecondary	780	15.3	#	\$85,390	3	#	#	#	#	#	\$45,740	\$64,150	\$83,330	\$104,600	\$131,150
25-1042	Biological science teachers, postsecondary	510	8.1	#	\$70,020	4.1	#	#	#	#	#	\$35,140	\$46,820	\$61,250	\$88,070	\$117,290
25-1051	Atmospheric, earth, marine, and space sciences teachers, postsecondary	320	11.7	#	\$74,400	4.1	#	#	#	#	#	\$37,060	\$49,860	\$70,040	\$95,250	\$118,690
25-1052	Chemistry teachers, postsecondary	310	12.2	#	\$74,210	3	#	#	#	#	#	\$39,440	\$51,860	\$68,120	\$93,360	\$116,990
25-1054	Physics teachers, postsecondary	300	11.2	#	\$77,480	3.4	#	#	#	#	#	\$47,610	\$59,860	\$75,670	\$95,330	\$114,670
25-1061	Anthropology and archeology teachers, postsecondary	180	15.2	#	\$57,650	3.2	#	#	#	#	#	\$33,530	\$47,310	\$56,270	\$69,110	\$82,420
25-1062	Area, ethnic, and cultural studies teachers, postsecondary	150	17.1	#	\$59,980	4.6	#	#	#	#	#	\$33,970	\$40,350	\$54,510	\$73,500	\$96,420
25-1063	Economics teachers, postsecondary	340	15	#	\$71,380	3.2	#	#	#	#	#	\$38,270	\$50,630	\$68,010	\$88,920	\$112,270
25-1064	Geography teachers, postsecondary	80	14.5	#	\$63,370	3.4	#	#	#	#	#	\$36,180	\$49,830	\$60,430	\$76,060	\$96,700
25-1065	Political science teachers, postsecondary	360	17.5	#	\$65,820	3.1	#	#	#	#	#	\$35,610	\$47,770	\$59,070	\$80,570	\$107,100
25-1066	Psychology teachers, postsecondary	690	7.4	#	\$58,770	3.1	#	#	#	#	#	\$32,740	\$40,200	\$54,540	\$70,550	\$93,120
25-1067	Sociology teachers, postsecondary	230	10.4	#	\$56,210	3.1	#	#	#	#	#	\$31,780	\$38,400	\$53,400	\$66,580	\$87,680
25-1072	Nursing instructors and teachers, postsecondary	220	10.1	#	\$62,200	3.1	#	#	#	#	#	\$36,380	\$44,630	\$61,710	\$75,600	\$93,020
25-1081	Education teachers, postsecondary	770	13.9	#	\$54,420	3	#	#	#	#	#	\$30,230	\$39,040	\$51,410	\$65,000	\$83,440
25-1111	Criminal justice and law enforcement teachers, postsecondary	180	7.6	#	\$64,970	11	#	#	#	#	#	\$31,770	\$35,830	\$44,960	\$82,940	\$131,370
25-1112	Law teachers, postsecondary	#	#	#	\$38,310	12.3	#	#	#	#	#	\$25,680	\$27,670	\$33,880	\$47,080	\$61,400
25-1121	Art, drama, and music teachers, postsecondary	1,520	15.8	#	\$53,710	2.8	#	#	#	#	#	\$31,170	\$39,080	\$48,510	\$62,790	\$80,760
25-1122	Communications teachers, postsecondary	440	9.5	#	\$47,820	4	#	#	#	#	#	\$28,380	\$34,080	\$41,010	\$57,580	\$73,530
25-1123	English language and literature teachers, postsecondary	910	9.4	#	\$52,440	3	#	#	#	#	#	\$29,070	\$36,620	\$47,310	\$64,850	\$79,400
25-1124	Foreign language and literature teachers, postsecondary	710	18.8	#	\$54,870	2.7	#	#	#	#	#	\$32,320	\$38,580	\$50,440	\$65,140	\$84,090
25-1125	History teachers, postsecondary	340	13.1	#	\$59,400	4	#	#	#	#	#	\$30,880	\$38,780	\$54,240	\$72,940	\$98,030
25-1126	Philosophy and religion teachers, postsecondary	300	12.4	#	\$58,260	4	#	#	#	#	#	\$31,520	\$37,050	\$52,260	\$72,030	\$97,790
25-1193	Recreation and fitness studies teachers, postsecondary	330	22.7	#	\$46,080	4.4	#	#	#	#	#	\$22,440	\$29,620	\$39,940	\$55,940	\$77,290
25-1194	Vocational education teachers, postsecondary	1,530	13.8	\$20.62	\$42,890	5.2	\$12.21	\$14.48	\$17.70	\$26.48	\$35.03	\$25,400	\$30,110	\$36,810	\$55,070	\$72,850
25-1199	Postsecondary teachers, all other	4,430	5.1	#	\$47,700	8.8	#	#	#	#	#	\$25,350	\$27,670	\$36,150	\$58,450	\$93,570
25-2011	Preschool teachers, except special education	4,960	14.1	\$12.37	\$25,730	2.6	\$8.09	\$9.55	\$11.47	\$13.79	\$17.85	\$16,830	\$19,860	\$23,850	\$28,690	\$37,120
25-2012	Kindergarten teachers, except special education	2,580	2.1	#	\$43,140	0.9	#	#	#	#	#	\$29,490	\$33,880	\$40,680	\$51,540	\$61,850

# Data unavailable

Occupational Code	Occupational Title	Employment Estimate	Employment Percentage Relative Standard Error	Average Hourly Wage	Average Annual Wage	Wage Percentage Relative Standard Error	10th Percentile (Hourly)	25th Percentile (Hourly)	50th Percentile (Hourly)	75th Percentile (Hourly)	90th Percentile (Hourly)	10th Percentile (Annual)	25th Percentile (Annual)	50th Percentile (Annual)	75th Percentile (Annual)	90th Percentile (Annual)
25-2021	Elementary school teachers, except special education	21,200	1.8	#	\$45,040	0.9	#	#	#	#	#	\$31,140	\$35,440	\$43,190	\$54,030	\$63,690
25-2022	Middle school teachers, except special and vocational education	11,200	1.7	#	\$45,240	1	#	#	#	#	#	\$31,400	\$35,600	\$43,290	\$54,210	\$63,810
25-2023	Vocational education teachers, middle school	#	#	#	\$45,120	4.6	#	#	#	#	#	\$28,700	\$32,820	\$41,510	\$57,350	\$65,860
25-2031	Secondary school teachers, except special and vocational education	14,550	2.3	#	\$45,990	1.1	#	#	#	#	#	\$31,820	\$36,110	\$44,130	\$55,340	\$64,880
25-2032	Vocational education teachers, secondary school	840	2.2	#	\$48,200	1.4	#	#	#	#	#	\$33,440	\$38,770	\$47,090	\$57,640	\$65,500
25-2041	Special education teachers, preschool, kindergarten, and elementary school	2,700	2.3	#	\$48,330	1.2	#	#	#	#	#	\$32,790	\$37,840	\$46,970	\$58,430	\$68,860
25-2042	Special education teachers, middle school	1,210	1.4	#	\$46,960	0.7	#	#	#	#	#	\$32,750	\$37,110	\$45,470	\$56,120	\$65,280
25-2043	Special education teachers, secondary school	1,510	2	#	\$48,360	0.9	#	#	#	#	#	\$32,700	\$37,750	\$46,670	\$58,910	\$69,030
25-3011	Adult literacy, remedial education, and GED teachers and instructors	530	22.5	\$17.44	\$36,270	2.9	\$12.68	\$14.20	\$16.34	\$18.97	\$25.10	\$26,380	\$29,540	\$34,000	\$39,450	\$52,220
25-3021	Self-enrichment education teachers	4,220	8.6	\$16.19	\$33,680	3.5	\$8.58	\$11.24	\$15.01	\$20.94	\$25.44	\$17,840	\$23,380	\$31,210	\$43,560	\$52,920
25-3099	Teachers and instructors, all other	7,530	2.9	#	\$41,290	2.6	#	#	#	#	#	\$26,120	\$29,400	\$36,140	\$49,970	\$63,470
25-4011	Archivists	80	25.6	\$21.59	\$44,920	3.1	\$15.75	\$18.63	\$20.88	\$23.23	\$29.37	\$32,750	\$38,760	\$43,430	\$48,310	\$61,090
25-4012	Curators	260	25	\$24.79	\$51,550	1.5	\$16.23	\$19.18	\$24.42	\$29.20	\$35.26	\$33,760	\$39,900	\$50,800	\$60,740	\$73,340
25-4013	Museum technicians and conservators	210	25.1	\$18.36	\$38,190	2.5	\$10.98	\$14.02	\$17.27	\$21.50	\$26.93	\$22,840	\$29,160	\$35,920	\$44,720	\$56,020
25-4021	Librarians	2,560	5.6	\$25.93	\$53,940	1.4	\$16.57	\$20.21	\$25.17	\$31.45	\$37.39	\$34,460	\$42,030	\$52,350	\$65,420	\$77,770
25-4031	Library technicians	2,750	7.4	\$13.94	\$29,000	1.2	\$9.73	\$11.27	\$13.49	\$16.04	\$19.56	\$20,240	\$23,430	\$28,060	\$33,370	\$40,680
25-9031	Instructional coordinators	1,260	5.8	\$28.18	\$58,620	2.1	\$16.94	\$21.83	\$28.27	\$34.03	\$39.43	\$35,230	\$45,400	\$58,810	\$70,780	\$82,010
25-9041	Teacher assistants	17,450	2.4	#	\$23,350	1.4	#	#	#	#	#	\$16,650	\$19,980	\$23,120	\$26,870	\$30,420
25-9099	Education, training, and library workers, all other	570	4.1	\$21.54	\$44,800	3	\$14.23	\$16.62	\$20.25	\$25.90	\$31.41	\$29,600	\$34,570	\$42,120	\$53,870	\$65,340
<b>27-0000</b>	<b>Arts, Design, Entertainment, Sports, and Media Occupations</b>	<b>31,630</b>	<b>4</b>	<b>\$21.14</b>	<b>\$43,960</b>	<b>1.7</b>	<b>\$8.16</b>	<b>\$12.12</b>	<b>\$18.28</b>	<b>\$26.71</b>	<b>\$37.07</b>	<b>\$16,970</b>	<b>\$25,210</b>	<b>\$38,010</b>	<b>\$55,550</b>	<b>\$77,110</b>
27-1011	Art directors	440	13.1	\$31.75	\$66,040	4.2	\$18.10	\$22.24	\$30.08	\$37.45	\$50.95	\$37,650	\$46,260	\$62,570	\$77,900	\$105,980
27-1012	Craft artists	230	33.9	\$10.67	\$22,180	6.6	\$6.14	\$7.30	\$9.51	\$10.96	\$19.06	\$12,760	\$15,180	\$19,780	\$22,790	\$39,640
27-1013	Fine artists, including painters, sculptors, and illustrators	190	23.9	\$13.65	\$28,380	7.6	\$5.91	\$6.69	\$12.36	\$14.94	\$26.96	\$12,290	\$13,900	\$25,710	\$31,070	\$56,080
27-1014	Multi-media artists and animators	210	18.8	\$23.41	\$48,700	6.1	\$12.04	\$15.15	\$21.76	\$30.26	\$39.44	\$25,030	\$31,500	\$45,250	\$62,940	\$82,030
27-1019	Artists and related workers, all other	160	9.4	\$20.38	\$42,400	6	\$10.74	\$13.05	\$16.82	\$26.36	\$38.27	\$22,350	\$27,130	\$35,000	\$54,830	\$79,610
27-1021	Commercial and industrial designers	510	20.2	\$26.18	\$54,460	5.2	\$15.57	\$18.89	\$23.95	\$29.71	\$38.54	\$32,380	\$39,300	\$49,810	\$61,800	\$80,150
27-1022	Fashion designers	40	24.3	\$28.21	\$58,690	20.4	\$13.22	\$17.64	\$23.17	\$29.53	\$62.59	\$27,510	\$36,690	\$48,190	\$61,410	\$130,180
27-1023	Floral designers	1,030	8.8	\$11.24	\$23,370	3	\$6.77	\$8.86	\$11.01	\$13.61	\$16.02	\$14,080	\$18,420	\$22,900	\$28,300	\$33,310

# Data unavailable

Occupational Code	Occupational Title	Employment Estimate	Employment Percentage Relative Standard Error	Average Hourly Wage	Average Annual Wage	Wage Percentage Relative Standard Error	10th Percentile (Hourly)	25th Percentile (Hourly)	50th Percentile (Hourly)	75th Percentile (Hourly)	90th Percentile (Hourly)	10th Percentile (Annual)	25th Percentile (Annual)	50th Percentile (Annual)	75th Percentile (Annual)	90th Percentile (Annual)
27-1024	Graphic designers	2,980	6.4	\$19.64	\$40,860	1.9	\$11.57	\$14.10	\$17.94	\$23.40	\$30.25	\$24,060	\$29,340	\$37,310	\$48,660	\$62,930
27-1025	Interior designers	1,250	13.4	\$22.01	\$45,790	7.6	\$11.13	\$14.32	\$19.90	\$24.99	\$34.29	\$23,140	\$29,780	\$41,380	\$51,970	\$71,310
27-1026	Merchandise displayers and window trimmers	920	23.7	\$11.45	\$23,820	3.3	\$7.64	\$9.38	\$10.91	\$13.50	\$16.14	\$15,900	\$19,510	\$22,690	\$28,070	\$33,580
27-1027	Set and exhibit designers	200	31.6	\$14.37	\$29,880	5.3	\$9.13	\$11.63	\$12.68	\$13.73	\$23.56	\$19,000	\$24,200	\$26,380	\$28,550	\$48,990
27-1029	Designers, all other	#	#	\$18.99	\$39,490	6.3	\$9.03	\$13.21	\$18.33	\$23.86	\$28.39	\$18,780	\$27,480	\$38,130	\$49,630	\$59,050
27-2011	Actors	#	#	\$15.45	#	6.2	\$8.13	\$10.71	\$13.74	\$20.33	\$22.85	#	#	#	#	#
27-2012	Producers and directors	740	16.8	\$26.69	\$55,520	3.6	\$13.52	\$17.81	\$23.68	\$33.68	\$44.36	\$28,130	\$37,040	\$49,250	\$70,050	\$92,280
27-2022	Coaches and scouts	2,760	31.4	#	\$34,530	4.3	#	#	#	#	#	\$16,430	\$19,680	\$27,730	\$39,320	\$58,580
27-2023	Umpires, referees, and other sports officials	910	18.2	#	\$19,700	5.6	#	#	#	#	#	\$11,970	\$13,370	\$17,850	\$22,640	\$32,540
27-2031	Dancers	#	#	\$9.37	#	5.2	\$5.58	\$5.99	\$6.68	\$7.70	\$17.09	#	#	#	#	#
27-2032	Choreographers	#	#	\$21.46	\$44,630	3.3	\$16.63	\$19.64	\$21.43	\$23.35	\$25.89	\$34,600	\$40,850	\$44,570	\$48,560	\$53,850
27-2042	Musicians and singers	1,050	23	\$21.67	#	13.4	\$6.00	\$7.02	\$19.63	\$35.29	\$42.62	#	#	#	#	#
27-2099	Entertainers and performers, sports and related workers, all other	170	19.6	#	#	#	#	#	#	#	#	#	#	#	#	#
27-3011	Radio and television announcers	650	8.5	\$17.91	\$37,260	7.6	\$7.48	\$9.79	\$13.50	\$19.03	\$32.88	\$15,550	\$20,370	\$28,070	\$39,590	\$68,380
27-3012	Public address system and other announcers	190	31.1	\$12.17	\$25,310	8.7	\$6.01	\$6.92	\$9.38	\$15.60	\$23.86	\$12,510	\$14,390	\$19,500	\$32,450	\$49,630
27-3021	Broadcast news analysts	130	11.6	\$32.12	\$66,800	11.8	\$12.78	\$16.14	\$21.89	\$38.78	#	\$26,590	\$33,580	\$45,520	\$80,660	#
27-3022	Reporters and correspondents	820	11.1	\$23.10	\$48,050	9.5	\$8.22	\$11.76	\$16.27	\$29.59	\$38.99	\$17,090	\$24,450	\$33,850	\$61,560	\$81,110
27-3031	Public relations specialists	5,970	9.8	\$26.10	\$54,290	3.3	\$13.67	\$17.07	\$22.72	\$31.21	\$45.85	\$28,440	\$35,510	\$47,270	\$64,910	\$95,380
27-3041	Editors	1,960	8.5	\$22.75	\$47,320	3.4	\$10.98	\$17.00	\$21.97	\$28.36	\$34.72	\$22,830	\$35,360	\$45,690	\$58,980	\$72,230
27-3042	Technical writers	1,300	10.3	\$29.05	\$60,420	1.8	\$19.15	\$23.03	\$28.27	\$35.01	\$40.85	\$39,840	\$47,890	\$58,800	\$72,810	\$84,970
27-3043	Writers and authors	670	14.4	\$31.08	\$64,650	10.1	\$12.84	\$17.67	\$25.11	\$34.41	\$57.92	\$26,710	\$36,760	\$52,220	\$71,580	\$120,470
27-3091	Interpreters and translators	1,030	22.4	\$26.50	\$55,110	9	\$12.18	\$16.23	\$21.22	\$30.18	\$54.01	\$25,330	\$33,750	\$44,140	\$62,760	\$112,350
27-3099	Media and communication workers, all other	450	14	\$24.18	\$50,300	4.3	\$9.98	\$15.46	\$23.42	\$32.32	\$39.88	\$20,770	\$32,160	\$48,710	\$67,210	\$82,940
27-4011	Audio and video equipment technicians	730	16.6	\$17.88	\$37,180	5.5	\$9.77	\$11.91	\$16.78	\$22.06	\$27.97	\$20,310	\$24,770	\$34,890	\$45,880	\$58,170
27-4012	Broadcast technicians	740	19.7	\$16.70	\$34,730	4.6	\$7.52	\$9.47	\$15.38	\$22.19	\$30.32	\$15,650	\$19,690	\$31,990	\$46,160	\$63,060
27-4014	Sound engineering technicians	130	29.4	\$16.36	\$34,020	6.8	\$10.03	\$12.66	\$15.19	\$17.79	\$24.78	\$20,860	\$26,330	\$31,610	\$37,000	\$51,530
27-4021	Photographers	890	10.8	\$16.11	\$33,510	7.2	\$6.94	\$9.37	\$14.24	\$20.42	\$29.97	\$14,430	\$19,490	\$29,630	\$42,470	\$62,330
27-4031	Camera operators, television, video, and motion picture	280	10.8	\$17.07	\$35,510	5.1	\$8.81	\$11.06	\$16.51	\$21.98	\$26.71	\$18,330	\$23,010	\$34,340	\$45,720	\$55,550
27-4032	Film and video editors	170	25.3	\$22.62	\$47,040	6.2	\$9.71	\$12.27	\$20.47	\$28.83	\$42.93	\$20,200	\$25,520	\$42,570	\$59,960	\$89,290
27-4099	Media and communication equipment workers, all other	650	14.8	\$23.41	\$48,700	4.9	\$10.00	\$14.03	\$21.78	\$32.08	\$40.57	\$20,800	\$29,190	\$45,300	\$66,720	\$84,380

# Data unavailable



Occupational Code	Occupational Title	Employment Estimate	Employment Percentage Relative Standard Error	Average Hourly Wage	Average Annual Wage	Wage Percentage Relative Standard Error	10th Percentile (Hourly)	25th Percentile (Hourly)	50th Percentile (Hourly)	75th Percentile (Hourly)	90th Percentile (Hourly)	10th Percentile (Annual)	25th Percentile (Annual)	50th Percentile (Annual)	75th Percentile (Annual)	90th Percentile (Annual)
<b>29-0000</b>	<b>Healthcare Practitioners and Technical Occupations</b>	<b>99,920</b>	<b>3.1</b>	<b>\$30.57</b>	<b>\$63,580</b>	<b>1.7</b>	<b>\$13.77</b>	<b>\$18.52</b>	<b>\$26.10</b>	<b>\$34.33</b>	<b>\$49.26</b>	<b>\$28,650</b>	<b>\$38,520</b>	<b>\$54,300</b>	<b>\$71,410</b>	<b>\$102,450</b>
29-1011	Chiropractors	670	25	#	#	#	#	#	#	#	#	#	#	#	#	#
29-1021	Dentists, general	1,510	20.4	\$72.35	\$150,480	6.9	\$37.55	\$43.78	#	#	#	\$78,100	\$91,060	#	#	#
29-1022	Oral and maxillofacial surgeons	40	44.1	\$53.78	\$111,870	27.6	\$25.88	\$33.98	\$49.82	\$57.11	#	\$53,820	\$70,680	\$103,620	\$118,790	#
29-1023	Orthodontists	#	#	\$83.81	\$174,330	11	\$53.32	#	#	#	#	\$110,900	#	#	#	#
29-1029	Dentists, all other specialists	50	10.2	\$39.43	\$82,020	4.3	\$20.10	\$23.53	\$41.64	\$49.86	\$59.19	\$41,810	\$48,940	\$86,610	\$103,700	\$123,110
29-1031	Dietitians and nutritionists	970	20.3	\$19.47	\$40,490	2.8	\$12.06	\$14.98	\$17.74	\$24.00	\$28.83	\$25,090	\$31,160	\$36,900	\$49,930	\$59,980
29-1041	Optometrists	440	13.9	\$33.65	\$69,990	8.5	\$13.01	\$17.78	\$30.52	\$48.49	\$57.72	\$27,060	\$36,990	\$63,490	\$100,860	\$120,050
29-1051	Pharmacists	3,890	3.9	\$44.94	\$93,480	1.1	\$34.28	\$40.68	\$45.67	\$51.81	\$57.20	\$71,310	\$84,610	\$95,000	\$107,760	\$118,970
29-1061	Anesthesiologists	#	#	\$88.52	\$184,120	13.1	\$41.26	#	#	#	#	\$85,820	#	#	#	#
29-1062	Family and general practitioners	1,830	13.9	\$64.76	\$134,690	4.7	\$35.76	\$47.74	\$58.29	#	#	\$74,380	\$99,290	\$121,240	#	#
29-1063	Internists, general	580	22.9	\$85.70	\$178,250	6.6	\$52.90	\$67.18	#	#	#	\$110,030	\$139,730	#	#	#
29-1064	Obstetricians and gynecologists	330	28.1	\$87.09	\$181,150	7	\$34.76	#	#	#	#	\$72,310	#	#	#	#
29-1065	Pediatricians, general	230	22.5	\$75.91	\$157,890	7.1	\$50.17	\$56.92	#	#	#	\$104,360	\$118,390	#	#	#
29-1066	Psychiatrists	650	45.4	\$88.13	\$183,320	9.5	\$67.31	#	#	#	#	\$140,010	#	#	#	#
29-1067	Surgeons	910	27.8	\$90.30	\$187,810	6.2	\$41.74	#	#	#	#	\$86,810	#	#	#	#
29-1069	Physicians and surgeons, all other	3,080	9.4	\$60.88	\$126,630	11	\$16.94	\$19.83	\$61.70	#	#	\$35,240	\$41,250	\$128,340	#	#
29-1071	Physician assistants	1,480	13	\$34.24	\$71,220	3.2	\$21.42	\$29.86	\$35.30	\$40.86	\$44.93	\$44,540	\$62,120	\$73,430	\$84,990	\$93,460
29-1081	Podiatrists	#	#	\$56.02	\$116,520	14.6	\$13.70	\$34.92	\$52.11	#	#	\$28,490	\$72,640	\$108,380	#	#
29-1111	Registered nurses	34,520	5	\$28.18	\$58,620	0.8	\$19.89	\$23.98	\$28.15	\$32.70	\$36.30	\$41,380	\$49,890	\$58,560	\$68,020	\$75,510
29-1121	Audiologists	210	22.6	\$28.04	\$58,330	2.1	\$18.71	\$23.85	\$27.57	\$32.19	\$38.97	\$38,920	\$49,610	\$57,340	\$66,960	\$81,050
29-1122	Occupational therapists	1,840	4.7	\$26.64	\$55,420	1.2	\$18.69	\$22.40	\$26.45	\$30.77	\$35.58	\$38,870	\$46,590	\$55,010	\$64,000	\$74,010
29-1123	Physical therapists	3,250	6.3	\$28.91	\$60,120	1.7	\$20.31	\$24.55	\$28.39	\$33.16	\$37.87	\$42,250	\$51,060	\$59,050	\$68,970	\$78,760
29-1124	Radiation therapists	110	16.4	\$34.16	\$71,050	2.9	\$24.25	\$28.75	\$34.70	\$40.75	\$44.46	\$50,450	\$59,810	\$72,180	\$84,750	\$92,490
29-1125	Recreational therapists	#	#	\$17.80	\$37,030	2.8	\$9.22	\$13.18	\$17.96	\$22.27	\$26.48	\$19,180	\$27,420	\$37,360	\$46,330	\$55,090
29-1126	Respiratory therapists	1,190	8.8	\$22.71	\$47,250	0.9	\$17.63	\$19.80	\$22.69	\$25.93	\$28.18	\$36,670	\$41,190	\$47,190	\$53,930	\$58,620
29-1127	Speech-language pathologists	1,820	4	\$29.79	\$61,970	1.2	\$20.45	\$24.70	\$29.20	\$35.23	\$40.72	\$42,530	\$51,370	\$60,740	\$73,270	\$84,690
29-1129	Therapists, all other	110	10.3	\$25.13	\$52,270	1.2	\$15.78	\$19.39	\$24.25	\$30.30	\$35.18	\$32,820	\$40,330	\$50,430	\$63,020	\$73,170
29-1131	Veterinarians	1,420	6	\$33.16	\$68,970	4.4	\$17.86	\$23.74	\$30.30	\$38.03	\$49.28	\$37,150	\$49,390	\$63,010	\$79,100	\$102,510
29-1199	Health diagnosing and treating practitioners, all other	1,380	36.1	\$53.21	\$110,680	20.3	\$19.78	\$24.40	\$35.36	#	#	\$41,140	\$50,760	\$73,550	#	#
29-2011	Medical and clinical laboratory technologists	2,390	5	\$23.49	\$48,850	1.8	\$14.48	\$19.42	\$24.19	\$27.91	\$31.84	\$30,110	\$40,400	\$50,310	\$58,060	\$66,220

# Data unavailable



Occupational Code	Occupational Title	Employment Estimate	Employment Percentage Relative Standard Error	Average Hourly Wage	Average Annual Wage	Wage Percentage Relative Standard Error	10th Percentile (Hourly)	25th Percentile (Hourly)	50th Percentile (Hourly)	75th Percentile (Hourly)	90th Percentile (Hourly)	10th Percentile (Annual)	25th Percentile (Annual)	50th Percentile (Annual)	75th Percentile (Annual)	90th Percentile (Annual)
29-2012	Medical and clinical laboratory technicians	1,970	10	\$16.09	\$33,470	1.9	\$10.65	\$12.67	\$15.20	\$18.79	\$23.79	\$22,140	\$26,340	\$31,610	\$39,080	\$49,470
29-2021	Dental hygienists	2,980	7.8	\$35.06	\$72,920	3.5	\$25.75	\$30.86	\$36.25	\$41.20	\$44.60	\$53,560	\$64,190	\$75,410	\$85,700	\$92,770
29-2031	Cardiovascular technologists and technicians	530	12.6	\$25.63	\$53,320	11.2	\$12.10	\$14.52	\$19.96	\$30.18	\$36.84	\$25,170	\$30,210	\$41,520	\$62,780	\$76,620
29-2032	Diagnostic medical sonographers	620	39.1	\$32.95	\$68,540	1.7	\$24.85	\$28.33	\$33.01	\$38.09	\$43.24	\$51,690	\$58,920	\$68,660	\$79,220	\$89,940
29-2033	Nuclear medicine technologists	210	12.4	\$29.35	\$61,050	1.4	\$22.00	\$25.82	\$30.13	\$33.63	\$35.95	\$45,770	\$53,710	\$62,670	\$69,950	\$74,780
29-2034	Radiologic technologists and technicians	2,710	8.3	\$23.67	\$49,230	1.7	\$16.42	\$19.28	\$23.67	\$27.75	\$32.05	\$34,160	\$40,100	\$49,230	\$57,730	\$66,660
29-2041	Emergency medical technicians and paramedics	3,000	7.9	\$16.33	\$33,970	2.3	\$9.98	\$12.16	\$15.50	\$19.29	\$24.46	\$20,750	\$25,280	\$32,250	\$40,120	\$50,870
29-2051	Dietetic technicians	380	16.6	\$12.38	\$25,740	2	\$8.20	\$9.98	\$12.14	\$14.35	\$17.13	\$17,060	\$20,770	\$25,250	\$29,840	\$35,640
29-2052	Pharmacy technicians	3,440	4.4	\$14.32	\$29,780	1.2	\$10.24	\$12.25	\$14.32	\$16.67	\$18.30	\$21,290	\$25,480	\$29,780	\$34,670	\$38,060
29-2053	Psychiatric technicians	600	13.2	\$16.24	\$33,770	2.2	\$12.55	\$14.24	\$16.51	\$18.37	\$19.55	\$26,100	\$29,610	\$34,350	\$38,200	\$40,660
29-2054	Respiratory therapy technicians	150	15.3	\$20.15	\$41,900	3	\$14.84	\$17.60	\$20.17	\$22.68	\$26.54	\$30,870	\$36,620	\$41,950	\$47,170	\$55,210
29-2055	Surgical technologists	1,230	13.5	\$18.76	\$39,010	1.4	\$13.97	\$15.77	\$18.54	\$21.33	\$23.86	\$29,050	\$32,790	\$38,560	\$44,360	\$49,620
29-2056	Veterinary technologists and technicians	2,010	6.6	\$13.22	\$27,500	1.7	\$9.63	\$10.98	\$13.08	\$15.12	\$17.30	\$20,020	\$22,840	\$27,210	\$31,450	\$35,980
29-2061	Licensed practical and licensed vocational nurses	6,730	4.5	\$18.27	\$37,990	0.8	\$13.20	\$15.49	\$18.03	\$21.19	\$23.87	\$27,450	\$32,210	\$37,500	\$44,080	\$49,640
29-2071	Medical records and health information technicians	3,550	8.2	\$15.24	\$31,700	1.2	\$9.97	\$11.97	\$14.38	\$18.06	\$21.92	\$20,730	\$24,900	\$29,920	\$37,560	\$45,590
29-2081	Opticians, dispensing	1,160	14.6	\$15.40	\$32,030	3.5	\$9.74	\$12.05	\$14.90	\$18.12	\$22.70	\$20,250	\$25,070	\$31,000	\$37,690	\$47,210
29-2091	Orthotists and prosthetists	50	24	\$21.58	\$44,880	7.8	\$13.60	\$15.27	\$19.94	\$26.91	\$31.36	\$28,290	\$31,760	\$41,480	\$55,960	\$65,230
29-2099	Health technologists and technicians, all other	1,240	11.7	\$16.84	\$35,030	2.8	\$10.69	\$12.64	\$15.22	\$19.54	\$26.42	\$22,230	\$26,280	\$31,660	\$40,650	\$54,950
29-9011	Occupational health and safety specialists	660	4.4	\$31.22	\$64,940	1.8	\$17.81	\$24.33	\$31.92	\$38.30	\$44.89	\$37,050	\$50,610	\$66,400	\$79,670	\$93,360
29-9012	Occupational health and safety technicians	100	12.2	\$25.04	\$52,080	3	\$13.86	\$18.28	\$24.00	\$31.80	\$37.73	\$28,830	\$38,030	\$49,920	\$66,140	\$78,480
29-9091	Athletic trainers	300	12.3	#	\$39,330	3.7	#	#	#	#	#	\$21,890	\$25,250	\$36,230	\$50,360	\$63,460
29-9099	Healthcare practitioners and technical workers, all other	520	16.7	\$22.55	\$46,910	5.5	\$11.64	\$14.57	\$20.25	\$28.84	\$37.88	\$24,220	\$30,300	\$42,110	\$59,990	\$78,790
<b>31-0000</b>	<b>Healthcare Support Occupations</b>	<b>41,610</b>	<b>3.7</b>	<b>\$13.05</b>	<b>\$27,150</b>	<b>1</b>	<b>\$8.63</b>	<b>\$10.22</b>	<b>\$12.43</b>	<b>\$15.08</b>	<b>\$18.40</b>	<b>\$17,940</b>	<b>\$21,260</b>	<b>\$25,860</b>	<b>\$31,370</b>	<b>\$38,270</b>
31-1011	Home health aides	6,550	17.2	\$10.65	\$22,160	2.9	\$7.34	\$8.64	\$10.44	\$12.53	\$13.85	\$15,270	\$17,960	\$21,720	\$26,060	\$28,800
31-1012	Nursing aides, orderlies, and attendants	15,120	3.1	\$11.76	\$24,460	0.6	\$8.84	\$10.01	\$11.59	\$13.48	\$15.24	\$18,380	\$20,810	\$24,110	\$28,040	\$31,700
31-1013	Psychiatric aides	330	22	\$11.67	\$24,270	1.5	\$9.12	\$9.89	\$11.24	\$13.10	\$14.60	\$18,970	\$20,570	\$23,380	\$27,250	\$30,360
31-2011	Occupational therapist assistants	280	5.7	\$18.62	\$38,730	1.3	\$13.65	\$15.82	\$18.77	\$21.36	\$23.80	\$28,400	\$32,910	\$39,050	\$44,430	\$49,500
31-2012	Occupational therapist aides	40	11.3	\$16.21	\$33,710	3.6	\$9.93	\$12.28	\$15.90	\$19.73	\$22.18	\$20,650	\$25,550	\$33,070	\$41,040	\$46,130
31-2021	Physical therapist assistants	770	13.9	\$16.76	\$34,860	2.2	\$11.32	\$14.14	\$16.57	\$19.49	\$22.03	\$23,550	\$29,410	\$34,470	\$40,540	\$45,820
31-2022	Physical therapist aides	470	13.8	\$12.28	\$25,540	4.9	\$7.30	\$9.77	\$11.99	\$14.97	\$17.59	\$15,190	\$20,330	\$24,940	\$31,140	\$36,580
31-9011	Massage therapists	1,280	19.6	\$19.64	\$40,850	5.5	\$6.87	\$11.93	\$17.39	\$27.67	\$33.46	\$14,280	\$24,810	\$36,160	\$57,550	\$69,600

# Data unavailable

Occupational Code	Occupational Title	Employment Estimate	Employment Percentage Relative Standard Error	Average Hourly Wage	Average Annual Wage	Wage Percentage Relative Standard Error	10th Percentile (Hourly)	25th Percentile (Hourly)	50th Percentile (Hourly)	75th Percentile (Hourly)	90th Percentile (Hourly)	10th Percentile (Annual)	25th Percentile (Annual)	50th Percentile (Annual)	75th Percentile (Annual)	90th Percentile (Annual)
31-9091	Dental assistants	4,670	15	\$16.39	\$34,080	2.9	\$11.05	\$12.83	\$15.75	\$19.17	\$23.19	\$22,990	\$26,690	\$32,760	\$39,870	\$48,240
31-9092	Medical assistants	7,150	5.7	\$13.83	\$28,760	1.5	\$9.78	\$11.55	\$13.62	\$16.11	\$18.29	\$20,350	\$24,020	\$28,330	\$33,500	\$38,040
31-9093	Medical equipment preparers	640	9.2	\$13.02	\$27,090	1.2	\$9.67	\$10.96	\$12.79	\$14.68	\$16.91	\$20,120	\$22,800	\$26,600	\$30,540	\$35,170
31-9094	Medical transcriptionists	1,050	9.6	\$15.51	\$32,270	1.7	\$10.18	\$13.00	\$15.66	\$18.10	\$20.94	\$21,180	\$27,050	\$32,580	\$37,650	\$43,550
31-9095	Pharmacy aides	350	19.7	\$12.19	\$25,360	4.8	\$8.07	\$9.30	\$11.35	\$14.90	\$17.33	\$16,780	\$19,350	\$23,600	\$30,980	\$36,050
31-9096	Veterinary assistants and laboratory animal caretakers	940	23.6	\$9.54	\$19,850	6.7	\$6.24	\$7.53	\$8.91	\$11.15	\$13.75	\$12,980	\$15,650	\$18,530	\$23,190	\$28,600
31-9099	Healthcare support workers, all other	1,980	8.1	\$14.62	\$30,410	1.4	\$9.71	\$11.61	\$14.12	\$17.14	\$20.07	\$20,200	\$24,160	\$29,360	\$35,640	\$41,740
<b>33-0000</b>	<b>Protective Service Occupations</b>	<b>46,580</b>	<b>3.9</b>	<b>\$18.94</b>	<b>\$39,400</b>	<b>2.4</b>	<b>\$8.59</b>	<b>\$11.43</b>	<b>\$17.38</b>	<b>\$25.43</b>	<b>\$32.20</b>	<b>\$17,860</b>	<b>\$23,780</b>	<b>\$36,150</b>	<b>\$52,900</b>	<b>\$66,970</b>
33-1011	First-line supervisors/managers of correctional officers	700	2.2	\$29.02	\$60,360	1.8	\$21.75	\$25.91	\$29.08	\$33.18	\$37.38	\$45,230	\$53,890	\$60,480	\$69,010	\$77,760
33-1012	First-line supervisors/managers of police and detectives	1,060	3.1	\$37.97	\$78,970	1.2	\$26.03	\$33.31	\$38.99	\$44.36	\$49.12	\$54,130	\$69,280	\$81,100	\$92,270	\$102,170
33-1021	First-line supervisors/managers of fire fighting and prevention workers	730	10.1	\$32.18	\$66,930	3.5	\$21.54	\$24.07	\$30.49	\$39.62	\$46.18	\$44,800	\$50,070	\$63,430	\$82,420	\$96,060
33-1099	First-line supervisors/managers, protective service workers, all other	700	7	\$21.26	\$44,220	2.4	\$12.43	\$14.89	\$19.41	\$26.79	\$33.52	\$25,850	\$30,970	\$40,360	\$55,730	\$69,710
33-2011	Fire fighters	4,180	6.5	\$23.52	\$48,920	3.5	\$15.04	\$18.01	\$22.68	\$29.76	\$35.00	\$31,290	\$37,450	\$47,180	\$61,900	\$72,810
33-2021	Fire inspectors and investigators	230	6.8	\$26.99	\$56,140	3.3	\$18.78	\$24.50	\$27.65	\$30.73	\$35.14	\$39,060	\$50,960	\$57,510	\$63,910	\$73,100
33-3011	Bailiffs	150	4.8	\$15.86	\$32,990	1.8	\$10.02	\$11.02	\$13.20	\$21.06	\$25.88	\$20,850	\$22,930	\$27,450	\$43,800	\$53,830
33-3012	Correctional officers and jailers	7,180	4.7	\$20.14	\$41,880	1.6	\$14.62	\$16.94	\$19.72	\$23.64	\$27.51	\$30,410	\$35,230	\$41,010	\$49,170	\$57,230
33-3021	Detectives and criminal investigators	1,700	1.9	\$31.96	\$66,470	1.8	\$22.14	\$27.60	\$32.97	\$36.97	\$41.22	\$46,060	\$57,420	\$68,580	\$76,890	\$85,730
33-3031	Fish and game wardens	200	1.1	\$24.09	\$50,110	1.3	\$17.99	\$20.88	\$24.24	\$28.05	\$30.39	\$37,410	\$43,440	\$50,410	\$58,340	\$63,210
33-3051	Police and sheriff's patrol officers	8,790	3.8	\$25.13	\$52,270	1	\$16.81	\$20.85	\$25.57	\$29.79	\$33.95	\$34,960	\$43,360	\$53,190	\$61,950	\$70,610
33-9011	Animal control workers	320	9.4	\$16.73	\$34,810	1.7	\$11.71	\$13.79	\$16.67	\$19.69	\$22.29	\$24,360	\$28,680	\$34,680	\$40,960	\$46,360
33-9021	Private detectives and investigators	570	16	\$18.31	\$38,080	2.1	\$11.86	\$14.63	\$16.89	\$19.33	\$28.94	\$24,670	\$30,440	\$35,140	\$40,210	\$60,190
33-9031	Gaming surveillance officers and gaming investigators	210	12.1	\$14.63	\$30,420	2.7	\$10.19	\$12.19	\$14.53	\$16.65	\$19.26	\$21,200	\$25,360	\$30,220	\$34,620	\$40,060
33-9032	Security guards	13,720	11.5	\$11.87	\$24,700	2.2	\$6.94	\$9.08	\$11.32	\$14.06	\$16.86	\$14,430	\$18,880	\$23,550	\$29,240	\$35,060
33-9091	Crossing guards	1,390	22	\$12.28	\$25,530	3.7	\$8.24	\$9.69	\$11.74	\$13.89	\$18.59	\$17,150	\$20,160	\$24,430	\$28,890	\$38,680
33-9092	Lifeguards, ski patrol, and other recreational protective service workers	2,970	5.5	\$9.07	\$18,860	1.2	\$6.69	\$7.74	\$8.86	\$10.29	\$11.66	\$13,920	\$16,100	\$18,420	\$21,410	\$24,250
33-9099	Protective service workers, all other	1,630	4.8	\$14.14	\$29,400	1.5	\$8.45	\$10.26	\$12.85	\$16.64	\$22.56	\$17,570	\$21,330	\$26,740	\$34,610	\$46,920

# Data unavailable

Occupational Code	Occupational Title	Employment Estimate	Employment Percentage Relative Standard Error	Average Hourly Wage	Average Annual Wage	Wage Percentage Relative Standard Error	10th Percentile (Hourly)	25th Percentile (Hourly)	50th Percentile (Hourly)	75th Percentile (Hourly)	90th Percentile (Hourly)	10th Percentile (Annual)	25th Percentile (Annual)	50th Percentile (Annual)	75th Percentile (Annual)	90th Percentile (Annual)
<b>35-0000</b>	<b>Food Preparation and Serving Related Occupations</b>	<b>197,070</b>	<b>1.2</b>	<b>\$8.98</b>	<b>\$18,670</b>	<b>0.8</b>	<b>\$5.81</b>	<b>\$6.58</b>	<b>\$8.12</b>	<b>\$10.50</b>	<b>\$13.51</b>	<b>\$12,080</b>	<b>\$13,680</b>	<b>\$16,890</b>	<b>\$21,840</b>	<b>\$28,100</b>
35-1011	Chefs and head cooks	2,030	9.7	\$18.78	\$39,050	2.2	\$10.80	\$13.39	\$17.67	\$22.66	\$28.98	\$22,470	\$27,860	\$36,760	\$47,120	\$60,280
35-1012	First-line supervisors/managers of food preparation and serving workers	12,480	2.9	\$14.44	\$30,030	1.3	\$8.65	\$10.42	\$13.75	\$17.71	\$21.55	\$17,980	\$21,680	\$28,590	\$36,850	\$44,820
35-2011	Cooks, fast food	6,600	9.6	\$7.92	\$16,480	1.9	\$5.84	\$6.67	\$7.78	\$9.07	\$10.53	\$12,150	\$13,880	\$16,190	\$18,860	\$21,900
35-2012	Cooks, institution and cafeteria	4,810	14.5	\$10.90	\$22,660	1.9	\$6.84	\$8.56	\$10.74	\$13.10	\$15.27	\$14,220	\$17,810	\$22,330	\$27,250	\$31,770
35-2013	Cooks, private household	110	41.4	\$11.42	\$23,760	6.5	\$9.03	\$9.70	\$10.75	\$12.91	\$14.67	\$18,790	\$20,180	\$22,370	\$26,850	\$30,520
35-2014	Cooks, restaurant	19,830	4.1	\$10.23	\$21,290	0.9	\$7.37	\$8.83	\$10.09	\$11.50	\$13.52	\$15,320	\$18,360	\$20,990	\$23,910	\$28,110
35-2015	Cooks, short order	2,480	12.1	\$10.21	\$21,230	2.6	\$7.22	\$8.67	\$10.16	\$11.87	\$13.62	\$15,020	\$18,040	\$21,130	\$24,690	\$28,330
35-2019	Cooks, all other	150	21.6	\$14.20	\$29,530	3.2	\$11.68	\$12.78	\$14.09	\$15.31	\$17.34	\$24,290	\$26,580	\$29,310	\$31,850	\$36,070
35-2021	Food preparation workers	13,060	5.1	\$9.34	\$19,430	1	\$6.39	\$7.64	\$9.05	\$10.92	\$12.98	\$13,280	\$15,890	\$18,830	\$22,710	\$26,990
35-3011	Bartenders	9,410	7.3	\$8.37	\$17,400	1.8	\$5.67	\$6.23	\$7.28	\$9.55	\$13.11	\$11,790	\$12,950	\$15,130	\$19,870	\$27,260
35-3021	Combined food preparation and serving workers, including fast food	43,700	4.4	\$7.76	\$16,150	1	\$5.74	\$6.44	\$7.52	\$8.64	\$10.32	\$11,940	\$13,390	\$15,630	\$17,960	\$21,470
35-3022	Counter attendants, cafeteria, food concession, and coffee shop	6,360	10.6	\$8.12	\$16,900	2.2	\$5.76	\$6.44	\$7.60	\$8.87	\$11.39	\$11,970	\$13,400	\$15,800	\$18,450	\$23,690
35-3031	Waiters and waitresses	45,900	2.5	\$8.19	\$17,040	2.4	\$5.60	\$6.03	\$6.75	\$9.93	\$13.29	\$11,640	\$12,540	\$14,040	\$20,650	\$27,640
35-3041	Food servers, nonrestaurant	4,260	7.5	\$9.59	\$19,960	1.3	\$6.55	\$7.87	\$9.42	\$11.22	\$13.07	\$13,610	\$16,360	\$19,600	\$23,330	\$27,190
35-9011	Dining room and cafeteria attendants and bartender helpers	7,200	9.5	\$7.72	\$16,050	2.8	\$5.63	\$6.14	\$6.99	\$8.58	\$11.47	\$11,710	\$12,760	\$14,530	\$17,840	\$23,850
35-9021	Dishwashers	9,940	10.2	\$7.99	\$16,610	1.2	\$6.02	\$7.07	\$7.98	\$8.89	\$10.29	\$12,530	\$14,700	\$16,610	\$18,500	\$21,400
35-9031	Hosts and hostesses, restaurant, lounge, and coffee shop	8,020	7.5	\$8.02	\$16,680	1.2	\$5.84	\$6.65	\$7.85	\$9.09	\$10.75	\$12,150	\$13,830	\$16,320	\$18,910	\$22,360
35-9099	Food preparation and serving related workers, all other	#	#	\$9.20	\$19,130	1.8	\$6.50	\$7.48	\$8.78	\$10.67	\$12.76	\$13,530	\$15,570	\$18,260	\$22,190	\$26,530
<b>37-0000</b>	<b>Building and Grounds Cleaning and Maintenance Occupations</b>	<b>76,160</b>	<b>2</b>	<b>\$11.35</b>	<b>\$23,610</b>	<b>0.9</b>	<b>\$7.24</b>	<b>\$8.47</b>	<b>\$10.42</b>	<b>\$13.25</b>	<b>\$17.11</b>	<b>\$15,060</b>	<b>\$17,610</b>	<b>\$21,680</b>	<b>\$27,560</b>	<b>\$35,600</b>
37-1011	First-line supervisors/managers of housekeeping and janitorial workers	2,700	5.6	\$16.74	\$34,830	2.1	\$9.84	\$12.23	\$15.89	\$20.64	\$26.05	\$20,470	\$25,450	\$33,050	\$42,930	\$54,180
37-1012	First-line supervisors/managers of landscaping, lawn service, and groundskeeping workers	2,120	6.2	\$22.00	\$45,750	1.6	\$14.38	\$17.36	\$21.50	\$25.98	\$30.04	\$29,910	\$36,120	\$44,730	\$54,040	\$62,470
37-2011	Janitors and cleaners, except maids and housekeeping cleaners	34,670	3.8	\$10.71	\$22,280	1.3	\$7.17	\$8.36	\$10.30	\$12.65	\$15.09	\$14,920	\$17,380	\$21,420	\$26,310	\$31,380
37-2012	Maids and housekeeping cleaners	15,760	4	\$9.36	\$19,470	1.4	\$6.57	\$7.65	\$8.84	\$10.74	\$13.02	\$13,660	\$15,910	\$18,400	\$22,330	\$27,090
37-2019	Building cleaning workers, all other	280	34.2	\$11.32	\$23,540	4.2	\$9.09	\$10.00	\$11.13	\$13.08	\$14.42	\$18,900	\$20,810	\$23,160	\$27,200	\$29,990

# Data unavailable

Occupational Code	Occupational Title	Employment Estimate	Employment Percentage Relative Standard Error	Average Hourly Wage	Average Annual Wage	Wage Percentage Relative Standard Error	10th Percentile (Hourly)	25th Percentile (Hourly)	50th Percentile (Hourly)	75th Percentile (Hourly)	90th Percentile (Hourly)	10th Percentile (Annual)	25th Percentile (Annual)	50th Percentile (Annual)	75th Percentile (Annual)	90th Percentile (Annual)
37-2021	Pest control workers	330	8.6	\$17.70	\$36,820	5.9	\$10.06	\$12.45	\$16.54	\$23.07	\$27.18	\$20,930	\$25,900	\$34,400	\$47,990	\$56,540
37-3011	Landscaping and groundskeeping workers	19,430	4.3	\$11.95	\$24,860	1.7	\$7.83	\$9.24	\$10.91	\$14.24	\$17.60	\$16,290	\$19,230	\$22,680	\$29,620	\$36,620
37-3012	Pesticide handlers, sprayers, and applicators, vegetation	460	21.1	\$14.08	\$29,290	3.3	\$9.72	\$11.22	\$13.38	\$16.44	\$20.57	\$20,210	\$23,330	\$27,840	\$34,190	\$42,790
37-3013	Tree trimmers and pruners	200	44	\$14.81	\$30,810	2.6	\$11.35	\$12.57	\$14.63	\$16.69	\$19.05	\$23,620	\$26,140	\$30,430	\$34,720	\$39,630
37-3019	Grounds maintenance workers, all other	230	31.5	\$14.76	\$30,690	5.8	\$8.63	\$10.58	\$14.72	\$17.75	\$21.97	\$17,960	\$22,000	\$30,610	\$36,920	\$45,710
<b>39-0000</b>	<b>Personal Care and Service Occupations</b>	<b>60,700</b>	<b>3</b>	<b>\$11.36</b>	<b>\$23,620</b>	<b>1.7</b>	<b>\$6.53</b>	<b>\$7.82</b>	<b>\$9.59</b>	<b>\$13.17</b>	<b>\$18.51</b>	<b>\$13,580</b>	<b>\$16,260</b>	<b>\$19,950</b>	<b>\$27,400</b>	<b>\$38,510</b>
39-1011	Gaming supervisors	160	15.4	\$21.15	\$43,990	2.5	\$13.88	\$16.34	\$20.80	\$25.23	\$29.16	\$28,880	\$33,990	\$43,260	\$52,480	\$60,650
39-1012	Slot key persons	480	17.9	\$15.71	\$32,680	3.6	\$11.30	\$12.44	\$14.25	\$18.22	\$23.13	\$23,500	\$25,880	\$29,640	\$37,890	\$48,110
39-1021	First-line supervisors/managers of personal service workers	2,880	14	\$16.54	\$34,400	5.7	\$7.08	\$11.37	\$15.07	\$21.14	\$26.93	\$14,730	\$23,640	\$31,340	\$43,980	\$56,010
39-2011	Animal trainers	160	26.3	\$11.99	\$24,940	12.3	\$7.17	\$9.02	\$10.52	\$11.95	\$18.27	\$14,920	\$18,750	\$21,880	\$24,850	\$38,000
39-2021	Nonfarm animal caretakers	2,110	13.1	\$9.83	\$20,460	2.8	\$6.65	\$7.80	\$9.01	\$10.87	\$14.19	\$13,820	\$16,220	\$18,750	\$22,600	\$29,510
39-3011	Gaming dealers	580	14.4	\$7.49	\$15,580	4.8	\$5.57	\$5.92	\$6.52	\$8.48	\$11.21	\$11,580	\$12,320	\$13,560	\$17,650	\$23,310
39-3012	Gaming and sports book writers and runners	110	43.2	\$11.13	\$23,150	2.6	\$7.90	\$9.27	\$10.45	\$12.27	\$15.65	\$16,430	\$19,290	\$21,730	\$25,510	\$32,550
39-3019	Gaming service workers, all other	110	13.3	\$12.70	\$26,430	8.5	\$8.32	\$10.24	\$12.62	\$15.54	\$17.24	\$17,310	\$21,310	\$26,250	\$32,330	\$35,870
39-3021	Motion picture projectionists	150	24.5	\$9.78	\$20,340	7.4	\$6.34	\$7.52	\$8.80	\$10.72	\$15.18	\$13,180	\$15,650	\$18,310	\$22,290	\$31,580
39-3031	Ushers, lobby attendants, and ticket takers	2,710	13.1	\$7.03	\$14,620	2.3	\$5.57	\$6.04	\$6.82	\$7.71	\$8.65	\$11,590	\$12,570	\$14,190	\$16,040	\$18,000
39-3091	Amusement and recreation attendants	5,180	11.1	\$8.72	\$18,150	2	\$5.95	\$6.94	\$8.22	\$9.92	\$12.43	\$12,370	\$14,440	\$17,100	\$20,640	\$25,850
39-3093	Locker room, coatroom, and dressing room attendants	280	13.6	\$9.34	\$19,420	2.5	\$7.11	\$7.63	\$8.51	\$10.56	\$13.46	\$14,780	\$15,860	\$17,710	\$21,970	\$28,000
39-4011	Embalmers	70	25.1	\$14.21	\$29,550	4.8	\$9.96	\$12.02	\$13.71	\$16.24	\$20.47	\$20,720	\$25,010	\$28,520	\$33,790	\$42,590
39-4021	Funeral attendants	200	18.1	\$10.95	\$22,770	5.2	\$7.75	\$8.98	\$10.22	\$12.42	\$16.41	\$16,110	\$18,670	\$21,250	\$25,830	\$34,130
39-5012	Hairdressers, hairstylists, and cosmetologists	5,310	6.8	\$11.84	\$24,620	4	\$7.02	\$9.03	\$10.60	\$13.32	\$18.36	\$14,590	\$18,780	\$22,040	\$27,700	\$38,200
39-5092	Manicurists and pedicurists	650	24.2	\$10.95	\$22,780	6.7	\$6.01	\$7.13	\$11.31	\$14.14	\$16.38	\$12,500	\$14,840	\$23,530	\$29,420	\$34,080
39-5093	Shampooers	#	#	\$7.52	\$15,630	7.6	\$5.71	\$6.42	\$7.50	\$8.62	\$9.44	\$11,880	\$13,360	\$15,600	\$17,930	\$19,630
39-5094	Skin care specialists	560	27.5	\$16.11	\$33,500	4.6	\$8.70	\$12.05	\$15.11	\$19.50	\$22.10	\$18,100	\$25,070	\$31,430	\$40,560	\$45,970
39-6011	Baggage porters and bellhops	730	6.8	\$9.28	\$19,300	4.4	\$5.84	\$6.57	\$8.50	\$10.65	\$14.71	\$12,140	\$13,670	\$17,670	\$22,160	\$30,590
39-6012	Concierges	460	29.7	\$12.79	\$26,610	2.2	\$8.96	\$10.24	\$12.30	\$14.89	\$17.08	\$18,650	\$21,300	\$25,590	\$30,970	\$35,530
39-6021	Tour guides and escorts	620	29.7	\$11.86	\$24,680	6.5	\$7.26	\$9.75	\$11.24	\$13.58	\$17.90	\$15,090	\$20,290	\$23,380	\$28,250	\$37,220
39-6022	Travel guides	#	#	\$10.35	\$21,530	4.6	\$9.16	\$9.90	\$10.64	\$11.39	\$11.85	\$19,050	\$20,590	\$22,120	\$23,690	\$24,650
39-9011	Child care workers	8,720	9.6	\$9.63	\$20,030	3.4	\$6.20	\$7.36	\$9.02	\$11.21	\$13.80	\$12,890	\$15,300	\$18,750	\$23,320	\$28,710
39-9021	Personal and home care aides	11,600	5.6	\$8.93	\$18,580	1.1	\$7.12	\$7.75	\$8.58	\$9.82	\$11.28	\$14,810	\$16,120	\$17,850	\$20,420	\$23,460

# Data unavailable

Occupational Code	Occupational Title	Employment Estimate	Employment Percentage Relative Standard Error	Average Hourly Wage	Average Annual Wage	Wage Percentage Relative Standard Error	10th Percentile (Hourly)	25th Percentile (Hourly)	50th Percentile (Hourly)	75th Percentile (Hourly)	90th Percentile (Hourly)	10th Percentile (Annual)	25th Percentile (Annual)	50th Percentile (Annual)	75th Percentile (Annual)	90th Percentile (Annual)
39-9031	Fitness trainers and aerobics instructors	6,450	6.2	\$16.31	\$33,920	3.3	\$7.91	\$9.58	\$14.45	\$20.93	\$28.07	\$16,450	\$19,920	\$30,060	\$43,540	\$58,380
39-9032	Recreation workers	5,430	9.2	\$11.48	\$23,880	1.6	\$7.22	\$8.41	\$10.33	\$13.74	\$17.43	\$15,030	\$17,500	\$21,480	\$28,590	\$36,260
39-9041	Residential advisors	360	18.9	\$10.24	\$21,300	5.4	\$5.88	\$6.60	\$9.93	\$13.23	\$16.04	\$12,230	\$13,730	\$20,650	\$27,510	\$33,360
39-9099	Personal care and service workers, all other	#	#	\$10.19	\$21,190	5	\$6.58	\$8.37	\$10.15	\$12.07	\$13.48	\$13,680	\$17,420	\$21,110	\$25,100	\$28,040
<b>41-0000</b>	<b>Sales and Related Occupations</b>	<b>257,450</b>	<b>1.2</b>	<b>\$17.67</b>	<b>\$36,740</b>	<b>1</b>	<b>\$7.40</b>	<b>\$8.93</b>	<b>\$12.51</b>	<b>\$20.76</b>	<b>\$35.18</b>	<b>\$15,400</b>	<b>\$18,570</b>	<b>\$26,020</b>	<b>\$43,180</b>	<b>\$73,170</b>
41-1011	First-line supervisors/managers of retail sales workers	16,650	2.4	\$19.65	\$40,880	1	\$11.37	\$13.78	\$17.46	\$22.99	\$29.87	\$23,650	\$28,670	\$36,310	\$47,830	\$62,140
41-1012	First-line supervisors/managers of non-retail sales workers	4,380	5.7	\$37.10	\$77,160	2.3	\$19.59	\$25.05	\$31.92	\$45.47	\$62.36	\$40,750	\$52,110	\$66,390	\$94,580	\$129,710
41-2011	Cashiers	51,710	3.3	\$9.84	\$20,470	1.4	\$6.54	\$7.75	\$9.09	\$11.05	\$15.32	\$13,590	\$16,120	\$18,920	\$22,980	\$31,860
41-2012	Gaming change persons and booth cashiers	760	15.7	\$12.85	\$26,720	2	\$9.30	\$10.64	\$12.80	\$15.06	\$17.16	\$19,330	\$22,140	\$26,620	\$31,320	\$35,700
41-2021	Counter and rental clerks	13,090	5.8	\$11.44	\$23,790	1.9	\$6.65	\$8.06	\$10.25	\$13.54	\$17.58	\$13,830	\$16,770	\$21,310	\$28,150	\$36,570
41-2022	Parts salespersons	3,850	7.3	\$15.87	\$33,000	2.2	\$8.96	\$11.21	\$14.81	\$19.52	\$24.63	\$18,640	\$23,320	\$30,810	\$40,610	\$51,240
41-2031	Retail salespersons	80,990	1.8	\$12.04	\$25,040	1	\$7.11	\$8.22	\$10.16	\$13.56	\$19.58	\$14,790	\$17,110	\$21,120	\$28,200	\$40,730
41-3011	Advertising sales agents	2,170	11.2	\$23.86	\$49,630	5.1	\$8.23	\$14.52	\$20.04	\$32.19	\$43.21	\$17,110	\$30,190	\$41,680	\$66,960	\$89,870
41-3021	Insurance sales agents	5,940	8.1	\$26.69	\$55,520	6.2	\$10.51	\$14.28	\$19.91	\$31.67	\$54.49	\$21,860	\$29,700	\$41,400	\$65,860	\$113,340
41-3031	Securities, commodities, and financial services sales agents	5,870	11.8	\$42.72	\$88,860	5.9	\$14.79	\$18.86	\$35.71	\$58.86	#	\$30,770	\$39,230	\$74,270	\$122,430	#
41-3041	Travel agents	1,560	11.1	\$14.88	\$30,950	4.2	\$8.28	\$11.38	\$14.11	\$17.35	\$22.25	\$17,210	\$23,660	\$29,340	\$36,090	\$46,270
41-3099	Sales representatives, services, all other	12,700	5.6	\$26.73	\$55,600	2.6	\$12.73	\$16.24	\$22.28	\$34.39	\$48.02	\$26,480	\$33,780	\$46,340	\$71,530	\$99,890
41-4011	Sales representatives, wholesale and manufacturing, technical and scientific products	6,800	12.5	\$38.44	\$79,950	4	\$17.46	\$23.77	\$36.61	\$44.95	\$62.93	\$36,310	\$49,440	\$76,140	\$93,490	\$130,900
41-4012	Sales representatives, wholesale and manufacturing, except technical and scientific products	30,660	3.8	\$27.85	\$57,920	2.2	\$11.88	\$16.41	\$24.27	\$34.49	\$49.85	\$24,720	\$34,120	\$50,470	\$71,750	\$103,700
41-9011	Demonstrators and product promoters	1,930	20.5	\$14.20	\$29,540	6.7	\$8.71	\$9.87	\$11.70	\$14.78	\$25.98	\$18,110	\$20,520	\$24,340	\$30,740	\$54,030
41-9021	Real estate brokers	1,560	18.8	\$35.44	\$73,720	17.5	\$10.08	\$13.12	\$23.76	\$45.02	#	\$20,960	\$27,300	\$49,430	\$93,650	#
41-9022	Real estate sales agents	3,100	10.1	\$27.96	\$58,160	7.5	\$9.79	\$13.11	\$22.10	\$36.36	\$58.79	\$20,360	\$27,280	\$45,970	\$75,620	\$122,290
41-9031	Sales engineers	2,130	15.7	\$38.30	\$79,670	3	\$25.73	\$30.06	\$34.88	\$44.67	\$57.41	\$53,520	\$62,520	\$72,550	\$92,920	\$119,420
41-9041	Telemarketers	8,230	17.3	\$12.28	\$25,540	3.8	\$7.36	\$8.42	\$10.51	\$14.36	\$19.09	\$15,310	\$17,510	\$21,860	\$29,870	\$39,710
41-9091	Door-to-door sales workers, news and street vendors, and related workers	100	32.9	\$13.35	\$27,770	9	\$8.02	\$9.04	\$12.97	\$15.80	\$17.86	\$16,680	\$18,810	\$26,970	\$32,860	\$37,160
41-9099	Sales and related workers, all other	3,270	9.6	\$18.88	\$39,280	3.2	\$8.25	\$11.78	\$16.48	\$22.29	\$32.55	\$17,170	\$24,500	\$34,270	\$46,370	\$67,710
<b>43-0000</b>	<b>Office and Administrative Support Occupations</b>	<b>372,340</b>	<b>0.9</b>	<b>\$15.39</b>	<b>\$32,020</b>	<b>0.3</b>	<b>\$9.02</b>	<b>\$11.38</b>	<b>\$14.52</b>	<b>\$18.65</b>	<b>\$22.99</b>	<b>\$18,760</b>	<b>\$23,660</b>	<b>\$30,210</b>	<b>\$38,780</b>	<b>\$47,830</b>
43-1011	First-line supervisors/managers of office and administrative support workers	18,810	2.4	\$23.07	\$47,980	0.9	\$13.13	\$16.78	\$21.71	\$27.83	\$34.93	\$27,310	\$34,910	\$45,160	\$57,880	\$72,660

# Data unavailable

Occupational Code	Occupational Title	Employment Estimate	Employment Percentage Relative Standard Error	Average Hourly Wage	Average Annual Wage	Wage Percentage Relative Standard Error	10th Percentile (Hourly)	25th Percentile (Hourly)	50th Percentile (Hourly)	75th Percentile (Hourly)	90th Percentile (Hourly)	10th Percentile (Annual)	25th Percentile (Annual)	50th Percentile (Annual)	75th Percentile (Annual)	90th Percentile (Annual)
43-2011	Switchboard operators, including answering service	1,870	7.8	\$11.36	\$23,630	1.4	\$7.86	\$9.44	\$11.10	\$13.22	\$15.17	\$16,340	\$19,640	\$23,090	\$27,490	\$31,560
43-2021	Telephone operators	#	#	\$10.93	\$22,740	3.4	\$9.09	\$9.68	\$10.79	\$12.27	\$13.53	\$18,910	\$20,130	\$22,440	\$25,530	\$28,150
43-2099	Communications equipment operators, all other	40	3.4	\$17.97	\$37,380	2.8	\$13.66	\$15.70	\$18.02	\$20.68	\$22.75	\$28,410	\$32,650	\$37,480	\$43,010	\$47,320
43-3011	Bill and account collectors	7,790	6.7	\$15.31	\$31,840	1.4	\$10.94	\$12.60	\$14.75	\$17.37	\$21.00	\$22,750	\$26,200	\$30,690	\$36,140	\$43,680
43-3021	Billing and posting clerks and machine operators	7,600	5	\$15.26	\$31,730	1	\$10.23	\$12.41	\$15.00	\$17.62	\$21.25	\$21,280	\$25,810	\$31,190	\$36,640	\$44,200
43-3031	Bookkeeping, accounting, and auditing clerks	32,830	2.4	\$15.90	\$33,080	0.7	\$9.69	\$12.29	\$15.52	\$19.01	\$22.82	\$20,150	\$25,560	\$32,290	\$39,540	\$47,470
43-3041	Gaming cage workers	330	12.9	\$12.99	\$27,020	2.6	\$9.19	\$11.18	\$12.93	\$14.98	\$17.06	\$19,110	\$23,260	\$26,890	\$31,150	\$35,480
43-3051	Payroll and timekeeping clerks	2,960	5.4	\$17.07	\$35,510	0.9	\$11.74	\$14.14	\$17.13	\$20.30	\$22.73	\$24,420	\$29,410	\$35,630	\$42,220	\$47,290
43-3061	Procurement clerks	1,310	8.6	\$17.01	\$35,380	1.9	\$10.63	\$13.96	\$16.88	\$20.62	\$23.80	\$22,120	\$29,030	\$35,100	\$42,880	\$49,510
43-3071	Tellers	8,580	7.8	\$11.99	\$24,930	1.8	\$9.17	\$10.15	\$11.59	\$13.54	\$15.70	\$19,080	\$21,100	\$24,110	\$28,150	\$32,650
43-4011	Brokerage clerks	1,460	22.5	\$16.85	\$35,040	2.9	\$12.49	\$13.75	\$15.85	\$19.10	\$22.87	\$25,980	\$28,600	\$32,970	\$39,720	\$47,560
43-4021	Correspondence clerks	110	29.5	\$13.62	\$28,340	3.1	\$9.77	\$11.03	\$12.98	\$15.56	\$19.04	\$20,320	\$22,950	\$27,000	\$32,370	\$39,600
43-4031	Court, municipal, and license clerks	2,770	5.8	\$16.71	\$34,750	1.5	\$11.30	\$13.36	\$16.23	\$19.79	\$22.85	\$23,500	\$27,790	\$33,750	\$41,160	\$47,530
43-4041	Credit authorizers, checkers, and clerks	850	8	\$16.67	\$34,680	2.7	\$11.57	\$12.99	\$15.99	\$19.90	\$22.94	\$24,060	\$27,010	\$33,260	\$41,390	\$47,720
43-4051	Customer service representatives	34,030	3.3	\$14.80	\$30,770	1.3	\$9.20	\$11.59	\$13.95	\$17.31	\$21.76	\$19,150	\$24,110	\$29,020	\$36,010	\$45,270
43-4061	Eligibility interviewers, government programs	1,880	3.5	\$19.90	\$41,400	1.6	\$14.12	\$16.39	\$19.43	\$23.25	\$27.67	\$29,370	\$34,080	\$40,410	\$48,350	\$57,550
43-4071	File clerks	3,260	6.2	\$12.29	\$25,550	1.4	\$7.73	\$9.83	\$12.01	\$14.68	\$17.45	\$16,070	\$20,440	\$24,990	\$30,530	\$36,300
43-4081	Hotel, motel, and resort desk clerks	5,180	3.4	\$10.06	\$20,930	2.5	\$7.09	\$8.06	\$9.49	\$11.51	\$14.03	\$14,750	\$16,760	\$19,730	\$23,940	\$29,180
43-4111	Interviewers, except eligibility and loan	3,760	7.5	\$13.70	\$28,490	2.3	\$8.60	\$10.58	\$13.09	\$16.33	\$19.24	\$17,890	\$22,010	\$27,230	\$33,970	\$40,030
43-4121	Library assistants, clerical	1,330	9.1	\$10.59	\$22,020	2.6	\$7.43	\$8.28	\$9.58	\$12.23	\$15.97	\$15,450	\$17,230	\$19,930	\$25,430	\$33,210
43-4131	Loan interviewers and clerks	4,820	6.9	\$16.53	\$34,380	1.7	\$10.82	\$13.27	\$16.15	\$19.77	\$23.14	\$22,510	\$27,590	\$33,600	\$41,130	\$48,120
43-4141	New accounts clerks	1,620	13.2	\$14.67	\$30,510	1.9	\$11.28	\$12.62	\$14.35	\$16.38	\$18.45	\$23,460	\$26,250	\$29,840	\$34,080	\$38,380
43-4151	Order clerks	6,330	8.4	\$13.93	\$28,980	2.1	\$8.59	\$10.49	\$13.29	\$16.95	\$20.75	\$17,870	\$21,830	\$27,630	\$35,250	\$43,160
43-4161	Human resources assistants, except payroll and timekeeping	2,620	3.9	\$17.56	\$36,530	0.8	\$12.23	\$14.58	\$17.25	\$20.41	\$23.65	\$25,430	\$30,330	\$35,880	\$42,460	\$49,200
43-4171	Receptionists and information clerks	19,250	3.8	\$12.26	\$25,510	0.9	\$8.15	\$9.94	\$11.99	\$14.29	\$17.00	\$16,950	\$20,680	\$24,930	\$29,730	\$35,350
43-4181	Reservation and transportation ticket agents and travel clerks	3,230	5.1	\$14.97	\$31,140	5.2	\$9.43	\$10.76	\$13.02	\$18.98	\$24.66	\$19,620	\$22,380	\$27,070	\$39,480	\$51,290
43-4199	All other information and record clerks	4,770	3.9	\$16.63	\$34,590	1.2	\$10.59	\$12.99	\$15.88	\$19.51	\$23.29	\$22,020	\$27,020	\$33,040	\$40,580	\$48,450
43-5011	Cargo and freight agents	960	20.8	\$18.37	\$38,210	6	\$10.06	\$12.39	\$16.90	\$21.92	\$27.36	\$20,920	\$25,770	\$35,150	\$45,590	\$56,900
43-5021	Couriers and messengers	1,380	9.7	\$11.37	\$23,640	2.7	\$6.52	\$8.50	\$11.07	\$13.69	\$16.54	\$13,570	\$17,690	\$23,020	\$28,490	\$34,400
43-5031	Police, fire, and ambulance dispatchers	1,900	11.7	\$17.78	\$36,990	1	\$12.82	\$15.30	\$17.48	\$20.45	\$23.13	\$26,660	\$31,820	\$36,350	\$42,530	\$48,120
43-5032	Dispatchers, except police, fire, and ambulance	3,050	6.2	\$16.72	\$34,780	1.5	\$10.34	\$12.62	\$15.90	\$20.09	\$24.75	\$21,520	\$26,240	\$33,080	\$41,780	\$51,490

# Data unavailable



Occupational Code	Occupational Title	Employment Estimate	Employment Percentage Relative Standard Error	Average Hourly Wage	Average Annual Wage	Wage Percentage Relative Standard Error	10th Percentile (Hourly)	25th Percentile (Hourly)	50th Percentile (Hourly)	75th Percentile (Hourly)	90th Percentile (Hourly)	10th Percentile (Annual)	25th Percentile (Annual)	50th Percentile (Annual)	75th Percentile (Annual)	90th Percentile (Annual)
43-5041	Meter readers, utilities	620	11.7	\$18.12	\$37,680	2.5	\$11.89	\$14.80	\$17.64	\$21.56	\$25.46	\$24,730	\$30,790	\$36,690	\$44,830	\$52,960
43-5051	Postal service clerks	1,540	1.8	\$20.98	\$43,640	1.3	\$18.57	\$20.04	\$21.53	\$23.02	\$23.91	\$38,630	\$41,690	\$44,780	\$47,870	\$49,730
43-5052	Postal service mail carriers	5,450	0	\$20.90	\$43,460	1.3	\$17.01	\$19.57	\$21.31	\$23.06	\$24.11	\$35,390	\$40,700	\$44,330	\$47,970	\$50,140
43-5053	Postal service mail sorters, processors, and processing machine operators	3,680	0	\$19.80	\$41,190	2.4	\$11.98	\$19.49	\$21.16	\$22.84	\$23.85	\$24,920	\$40,530	\$44,020	\$47,510	\$49,600
43-5061	Production, planning, and expediting clerks	4,420	5.1	\$19.73	\$41,040	1.1	\$12.89	\$15.85	\$19.87	\$23.01	\$27.26	\$26,810	\$32,970	\$41,330	\$47,870	\$56,690
43-5071	Shipping, receiving, and traffic clerks	9,650	4.3	\$13.33	\$27,720	1.1	\$8.32	\$10.16	\$12.85	\$15.94	\$19.11	\$17,310	\$21,130	\$26,730	\$33,160	\$39,750
43-5081	Stock clerks and order fillers	21,930	2.3	\$12.19	\$25,340	0.7	\$7.74	\$9.04	\$11.27	\$15.15	\$17.99	\$16,110	\$18,810	\$23,450	\$31,520	\$37,430
43-5111	Weighers, measurers, checkers, and samplers, recordkeeping	1,250	30.6	\$11.64	\$24,210	8.8	\$6.90	\$8.31	\$10.53	\$14.69	\$17.64	\$14,350	\$17,290	\$21,900	\$30,560	\$36,690
43-6011	Executive secretaries and administrative assistants	27,870	2.4	\$19.92	\$41,430	0.7	\$13.47	\$15.98	\$19.21	\$23.01	\$27.62	\$28,010	\$33,230	\$39,960	\$47,860	\$57,440
43-6012	Legal secretaries	3,680	14.9	\$20.22	\$42,050	2.6	\$12.74	\$15.90	\$20.59	\$24.48	\$27.87	\$26,500	\$33,060	\$42,830	\$50,930	\$57,970
43-6013	Medical secretaries	4,810	8.4	\$15.02	\$31,240	2.2	\$10.07	\$11.92	\$14.35	\$17.64	\$21.40	\$20,950	\$24,800	\$29,850	\$36,690	\$44,510
43-6014	Secretaries, except legal, medical, and executive	22,610	3.7	\$14.57	\$30,290	0.6	\$9.37	\$11.59	\$14.30	\$17.44	\$20.75	\$19,480	\$24,110	\$29,740	\$36,270	\$43,160
43-9011	Computer operators	2,030	10.8	\$19.34	\$40,220	3.2	\$12.52	\$14.77	\$18.09	\$23.51	\$28.52	\$26,050	\$30,730	\$37,620	\$48,900	\$59,320
43-9021	Data entry keyers	3,410	9.5	\$12.24	\$25,450	1.9	\$8.08	\$10.18	\$12.16	\$14.23	\$16.73	\$16,820	\$21,170	\$25,280	\$29,590	\$34,800
43-9022	Word processors and typists	1,110	14.8	\$16.64	\$34,610	2.3	\$11.99	\$13.48	\$16.35	\$19.52	\$22.20	\$24,940	\$28,040	\$34,010	\$40,610	\$46,170
43-9031	Desktop publishers	490	15.8	\$16.34	\$33,980	7.3	\$6.71	\$10.45	\$16.95	\$21.91	\$24.68	\$13,960	\$21,730	\$35,250	\$45,570	\$51,340
43-9041	Insurance claims and policy processing clerks	3,410	13.6	\$17.42	\$36,240	2.5	\$11.96	\$14.06	\$16.93	\$20.60	\$23.36	\$24,870	\$29,240	\$35,220	\$42,850	\$48,580
43-9051	Mail clerks and mail machine operators, except postal service	2,120	9.1	\$13.06	\$27,160	1.7	\$7.86	\$10.32	\$12.79	\$15.91	\$18.73	\$16,350	\$21,460	\$26,600	\$33,100	\$38,960
43-9061	Office clerks, general	55,680	2.9	\$13.26	\$27,590	0.7	\$7.65	\$10.17	\$12.85	\$15.81	\$19.36	\$15,910	\$21,160	\$26,730	\$32,880	\$40,270
43-9071	Office machine operators, except computer	2,060	11.8	\$12.87	\$26,780	1.9	\$8.92	\$10.21	\$12.33	\$15.32	\$18.14	\$18,540	\$21,230	\$25,650	\$31,860	\$37,720
43-9081	Proofreaders and copy markers	#	#	\$13.11	\$27,270	3.4	\$7.31	\$9.65	\$11.45	\$17.11	\$20.70	\$15,200	\$20,070	\$23,810	\$35,580	\$43,060
43-9111	Statistical assistants	70	18.4	\$19.22	\$39,970	3	\$12.06	\$16.48	\$19.95	\$23.31	\$26.02	\$25,090	\$34,280	\$41,500	\$48,490	\$54,130
43-9199	Office and administrative support workers, all other	3,990	3.2	\$15.01	\$31,210	1.5	\$8.84	\$12.06	\$14.95	\$17.99	\$21.16	\$18,390	\$25,090	\$31,100	\$37,430	\$44,010
<b>45-0000</b>	<b>Farming, Fishing, and Forestry Occupations</b>	<b>3,450</b>	<b>8.7</b>	<b>\$10.79</b>	<b>\$22,450</b>	<b>3.2</b>	<b>\$5.95</b>	<b>\$6.91</b>	<b>\$8.97</b>	<b>\$13.63</b>	<b>\$18.12</b>	<b>\$12,370</b>	<b>\$14,370</b>	<b>\$18,670</b>	<b>\$28,350</b>	<b>\$37,700</b>
45-1011	First-line supervisors/managers of farming, fishing, and forestry workers	#	#	\$18.89	\$39,290	3.9	\$11.06	\$14.23	\$17.08	\$22.52	\$29.64	\$23,000	\$29,600	\$35,520	\$46,840	\$61,660
45-2011	Agricultural inspectors	290	14.4	\$17.76	\$36,950	2.1	\$12.12	\$13.48	\$17.28	\$21.66	\$24.83	\$25,210	\$28,030	\$35,940	\$45,050	\$51,650
45-2041	Graders and sorters, agricultural products	830	24.6	\$8.72	\$18,140	8.2	\$5.66	\$6.19	\$7.11	\$10.87	\$14.63	\$11,770	\$12,870	\$14,780	\$22,610	\$30,430
45-2091	Agricultural equipment operators	#	#	\$15.70	\$32,660	10.2	\$8.47	\$14.24	\$15.80	\$17.21	\$19.33	\$17,610	\$29,620	\$32,860	\$35,790	\$40,210
45-2092	Farmworkers and laborers, crop, nursery, and greenhouse	940	14.6	\$9.99	\$20,790	4	\$6.29	\$7.50	\$8.94	\$12.18	\$14.74	\$13,080	\$15,590	\$18,600	\$25,340	\$30,660

# Data unavailable



Occupational Code	Occupational Title	Employment Estimate	Employment Percentage Relative Standard Error	Average Hourly Wage	Average Annual Wage	Wage Percentage Relative Standard Error	10th Percentile (Hourly)	25th Percentile (Hourly)	50th Percentile (Hourly)	75th Percentile (Hourly)	90th Percentile (Hourly)	10th Percentile (Annual)	25th Percentile (Annual)	50th Percentile (Annual)	75th Percentile (Annual)	90th Percentile (Annual)
45-2093	Farmworkers, farm and ranch animals	950	15.6	\$9.10	\$18,920	5.6	\$5.82	\$6.59	\$7.92	\$10.75	\$14.09	\$12,100	\$13,700	\$16,480	\$22,360	\$29,310
45-2099	Agricultural workers, all other	90	14.2	\$12.47	\$25,940	9.5	\$6.06	\$7.09	\$11.01	\$17.14	\$21.76	\$12,610	\$14,750	\$22,910	\$35,660	\$45,270
45-4021	Fallers	70	14.8	\$13.16	\$27,380	11.4	\$6.11	\$7.41	\$14.14	\$16.20	\$17.72	\$12,710	\$15,420	\$29,410	\$33,690	\$36,860
45-4022	Logging equipment operators	50	28.7	\$14.59	\$30,350	3.3	\$10.50	\$12.14	\$14.32	\$16.78	\$19.05	\$21,830	\$25,260	\$29,780	\$34,910	\$39,620
<b>47-0000</b>	<b>Construction and Extraction Occupations</b>	<b>141,740</b>	<b>1.6</b>	<b>\$18.22</b>	<b>\$37,900</b>	<b>0.7</b>	<b>\$10.44</b>	<b>\$13.10</b>	<b>\$17.03</b>	<b>\$22.17</b>	<b>\$28.03</b>	<b>\$21,720</b>	<b>\$27,260</b>	<b>\$35,430</b>	<b>\$46,110</b>	<b>\$58,310</b>
47-1011	First-line supervisors/managers of construction trades and extraction workers	12,670	3.6	\$26.99	\$56,130	1.2	\$17.25	\$21.03	\$25.96	\$31.67	\$38.02	\$35,880	\$43,750	\$53,990	\$65,870	\$79,090
47-2021	Brickmasons and blockmasons	2,020	17.9	\$19.60	\$40,760	3.8	\$12.56	\$14.77	\$20.06	\$23.39	\$27.12	\$26,130	\$30,710	\$41,730	\$48,660	\$56,410
47-2022	Stonemasons	990	23.2	\$20.14	\$41,880	4.2	\$13.08	\$16.72	\$20.23	\$23.40	\$27.19	\$27,200	\$34,770	\$42,080	\$48,670	\$56,560
47-2031	Carpenters	17,150	5.4	\$19.02	\$39,560	2.2	\$11.35	\$14.31	\$17.96	\$22.69	\$28.10	\$23,610	\$29,770	\$37,350	\$47,200	\$58,440
47-2041	Carpet installers	620	29.3	\$16.11	\$33,500	3.8	\$10.66	\$13.55	\$15.87	\$17.50	\$21.19	\$22,170	\$28,190	\$33,010	\$36,390	\$44,070
47-2042	Floor layers, except carpet, wood, and hard tiles	80	47.8	\$18.77	\$39,040	8.1	\$10.08	\$12.24	\$20.31	\$23.72	\$27.88	\$20,970	\$25,460	\$42,250	\$49,330	\$57,990
47-2043	Floor sanders and finishers	360	14.8	\$17.49	\$36,380	6.4	\$12.05	\$13.59	\$16.45	\$20.70	\$26.13	\$25,070	\$28,260	\$34,210	\$43,060	\$54,350
47-2044	Tile and marble setters	890	18.7	\$20.27	\$42,170	6.7	\$11.78	\$14.35	\$18.29	\$23.43	\$34.77	\$24,500	\$29,850	\$38,040	\$48,730	\$72,330
47-2051	Cement masons and concrete finishers	7,260	9.4	\$15.55	\$32,330	2	\$10.07	\$12.41	\$15.29	\$18.15	\$21.47	\$20,950	\$25,810	\$31,800	\$37,740	\$44,670
47-2053	Terrazzo workers and finishers	#	#	\$13.57	\$28,230	4.1	\$9.65	\$10.42	\$14.70	\$16.50	\$17.57	\$20,070	\$21,680	\$30,580	\$34,320	\$36,560
47-2061	Construction laborers	21,650	4.1	\$12.90	\$26,840	1.2	\$8.94	\$10.26	\$12.42	\$15.05	\$17.84	\$18,590	\$21,350	\$25,830	\$31,300	\$37,110
47-2071	Paving, surfacing, and tamping equipment operators	1,240	11.5	\$16.99	\$35,350	1.3	\$12.47	\$14.36	\$16.81	\$19.44	\$21.93	\$25,940	\$29,870	\$34,970	\$40,420	\$45,610
47-2073	Operating engineers and other construction equipment operators	9,110	5.4	\$19.45	\$40,450	1.4	\$13.46	\$15.98	\$19.00	\$22.28	\$26.47	\$27,990	\$33,250	\$39,510	\$46,340	\$55,060
47-2081	Drywall and ceiling tile installers	4,840	11.2	\$16.25	\$33,790	3	\$9.97	\$12.57	\$15.92	\$19.39	\$22.91	\$20,730	\$26,140	\$33,100	\$40,330	\$47,650
47-2082	Tapers	1,180	9.4	\$16.28	\$33,850	2.5	\$11.24	\$12.90	\$15.80	\$19.24	\$22.07	\$23,370	\$26,830	\$32,860	\$40,020	\$45,900
47-2111	Electricians	13,180	6	\$21.09	\$43,860	1.5	\$12.46	\$16.13	\$21.04	\$25.85	\$30.47	\$25,920	\$33,550	\$43,770	\$53,770	\$63,380
47-2121	Glaziers	2,530	16.6	\$19.00	\$39,520	4.6	\$11.27	\$15.28	\$18.86	\$22.32	\$27.21	\$23,440	\$31,790	\$39,230	\$46,420	\$56,600
47-2131	Insulation workers, floor, ceiling, and wall	820	25.2	\$13.99	\$29,090	3.5	\$9.46	\$11.37	\$13.67	\$16.54	\$19.65	\$19,680	\$23,660	\$28,430	\$34,400	\$40,880
47-2132	Insulation workers, mechanical	#	#	\$17.44	\$36,280	6.6	\$10.05	\$12.30	\$15.69	\$20.12	\$28.43	\$20,890	\$25,580	\$32,640	\$41,850	\$59,140
47-2141	Painters, construction and maintenance	5,220	7.8	\$16.38	\$34,060	3.1	\$10.56	\$13.08	\$15.84	\$18.96	\$22.53	\$21,960	\$27,200	\$32,950	\$39,430	\$46,860
47-2142	Paperhangers	#	#	\$15.70	\$32,660	4.5	\$12.05	\$13.43	\$15.56	\$17.69	\$20.43	\$25,070	\$27,940	\$32,370	\$36,800	\$42,500
47-2151	Pipelayers	1,750	14.8	\$16.80	\$34,930	3.3	\$12.10	\$13.31	\$15.49	\$19.39	\$24.66	\$25,160	\$27,670	\$32,210	\$40,320	\$51,300
47-2152	Plumbers, pipefitters, and steamfitters	9,700	8.9	\$20.96	\$43,600	2.3	\$12.57	\$16.04	\$20.48	\$25.62	\$29.63	\$26,140	\$33,370	\$42,610	\$53,290	\$61,640
47-2161	Plasterers and stucco masons	1,250	24.1	\$15.07	\$31,340	2.7	\$11.43	\$12.75	\$14.64	\$17.23	\$20.33	\$23,770	\$26,520	\$30,440	\$35,840	\$42,290
47-2171	Reinforcing iron and rebar workers	350	34.9	\$17.02	\$35,390	9.7	\$9.96	\$11.38	\$14.41	\$20.90	\$26.26	\$20,710	\$23,670	\$29,980	\$43,470	\$54,630
47-2181	Roofers	3,160	6.6	\$14.22	\$29,580	2.7	\$8.96	\$10.73	\$13.63	\$17.31	\$20.96	\$18,640	\$22,320	\$28,350	\$36,000	\$43,600

# Data unavailable

Occupational Code	Occupational Title	Employment Estimate	Employment Percentage Relative Standard Error	Average Hourly Wage	Average Annual Wage	Wage Percentage Relative Standard Error	10th Percentile (Hourly)	25th Percentile (Hourly)	50th Percentile (Hourly)	75th Percentile (Hourly)	90th Percentile (Hourly)	10th Percentile (Annual)	25th Percentile (Annual)	50th Percentile (Annual)	75th Percentile (Annual)	90th Percentile (Annual)
47-2211	Sheet metal workers	3,620	11.9	\$17.08	\$35,530	2.7	\$9.66	\$12.33	\$16.07	\$21.62	\$27.22	\$20,090	\$25,660	\$33,430	\$44,980	\$56,610
47-2221	Structural iron and steel workers	640	13.9	\$19.80	\$41,190	4.6	\$13.39	\$16.04	\$19.06	\$22.60	\$28.67	\$27,860	\$33,360	\$39,640	\$47,010	\$59,630
47-3011	Helpers--brickmasons, blockmasons, stonemasons, and tile and marble setters	1,370	12.2	\$13.77	\$28,650	4.2	\$9.92	\$11.21	\$13.06	\$15.29	\$18.45	\$20,630	\$23,320	\$27,160	\$31,810	\$38,380
47-3012	Helpers--carpenters	920	18.4	\$12.55	\$26,090	3.6	\$9.17	\$10.40	\$12.19	\$14.92	\$17.13	\$19,070	\$21,640	\$25,350	\$31,040	\$35,630
47-3013	Helpers--electricians	910	18.4	\$13.64	\$28,370	2.7	\$9.27	\$11.34	\$13.54	\$15.47	\$18.19	\$19,280	\$23,580	\$28,170	\$32,190	\$37,830
47-3014	Helpers--painters, paperhangers, plasterers, and stucco masons	380	33	\$11.64	\$24,210	6.7	\$8.18	\$9.81	\$12.18	\$13.73	\$14.69	\$17,010	\$20,400	\$25,340	\$28,560	\$30,560
47-3015	Helpers--pipelayers, plumbers, pipefitters, and steamfitters	790	19.5	\$13.18	\$27,420	3.1	\$9.35	\$10.69	\$12.67	\$14.76	\$18.62	\$19,440	\$22,230	\$26,350	\$30,700	\$38,740
47-3016	Helpers--roofers	300	16.9	\$11.25	\$23,390	2.9	\$9.01	\$9.76	\$10.77	\$12.38	\$14.21	\$18,750	\$20,310	\$22,410	\$25,750	\$29,550
47-3019	Helpers, construction trades, all other	#	#	\$11.28	\$23,460	5	\$6.85	\$9.31	\$10.92	\$13.11	\$15.97	\$14,250	\$19,360	\$22,710	\$27,270	\$33,230
47-4011	Construction and building inspectors	2,070	8.8	\$23.94	\$49,790	2.1	\$15.31	\$19.77	\$23.99	\$27.96	\$32.45	\$31,840	\$41,130	\$49,890	\$58,160	\$67,490
47-4031	Fence erectors	260	33.5	\$14.08	\$29,280	4.6	\$11.50	\$12.43	\$13.48	\$15.00	\$18.30	\$23,930	\$25,840	\$28,050	\$31,190	\$38,070
47-4041	Hazardous materials removal workers	720	13	\$16.96	\$35,280	1.9	\$12.35	\$14.70	\$16.97	\$19.09	\$22.49	\$25,690	\$30,580	\$35,290	\$39,700	\$46,770
47-4051	Highway maintenance workers	2,740	3.9	\$17.12	\$35,610	1	\$12.73	\$14.58	\$17.01	\$19.33	\$22.52	\$26,470	\$30,330	\$35,370	\$40,200	\$46,850
47-4061	Rail-track laying and maintenance equipment operators	160	46.3	\$20.55	\$42,750	2.5	\$12.88	\$18.05	\$20.99	\$24.55	\$27.51	\$26,780	\$37,540	\$43,670	\$51,060	\$57,220
47-4071	Septic tank servicers and sewer pipe cleaners	480	23.2	\$18.35	\$38,170	3.8	\$10.64	\$14.16	\$17.59	\$22.57	\$27.67	\$22,130	\$29,450	\$36,580	\$46,940	\$57,560
47-4099	Construction and related workers, all other	590	26.3	\$16.38	\$34,080	6.9	\$9.52	\$11.99	\$15.61	\$21.25	\$24.17	\$19,800	\$24,940	\$32,460	\$44,200	\$50,270
47-5011	Derrick operators, oil and gas	1,050	22.6	\$19.13	\$39,800	5.4	\$12.76	\$14.17	\$17.31	\$23.05	\$29.45	\$26,530	\$29,470	\$36,010	\$47,950	\$61,250
47-5012	Rotary drill operators, oil and gas	500	32.5	\$20.37	\$42,370	4	\$14.26	\$16.56	\$19.52	\$24.52	\$28.42	\$29,650	\$34,440	\$40,600	\$50,990	\$59,120
47-5021	Earth drillers, except oil and gas	390	22.7	\$15.79	\$32,850	5.9	\$9.15	\$10.78	\$15.09	\$20.01	\$25.12	\$19,020	\$22,430	\$31,390	\$41,610	\$52,250
47-5031	Explosives workers, ordnance handling experts, and blasters	120	44.6	\$21.28	\$44,260	2.2	\$14.84	\$17.23	\$20.56	\$24.71	\$27.95	\$30,870	\$35,830	\$42,770	\$51,390	\$58,130
47-5041	Continuous mining machine operators	180	48.3	\$20.55	\$42,740	3.6	\$15.70	\$17.62	\$20.05	\$23.03	\$27.08	\$32,650	\$36,660	\$41,700	\$47,890	\$56,330
47-5042	Mine cutting and channeling machine operators	270	5.7	\$22.64	\$47,090	3.4	\$18.46	\$20.35	\$23.07	\$25.69	\$27.82	\$38,410	\$42,340	\$47,990	\$53,430	\$57,870
47-5049	Mining machine operators, all other	50	22.6	\$20.28	\$42,180	4.6	\$15.27	\$17.97	\$20.08	\$22.03	\$28.92	\$31,760	\$37,370	\$41,760	\$45,820	\$60,160
47-5051	Rock splitters, quarry	190	30.6	\$13.14	\$27,320	7.1	\$9.54	\$10.54	\$11.98	\$14.19	\$20.24	\$19,840	\$21,910	\$24,930	\$29,510	\$42,100
47-5061	Roof bolters, mining	60	0.7	\$22.66	\$47,130	3	\$19.34	\$20.67	\$22.71	\$24.80	\$26.94	\$40,230	\$43,000	\$47,240	\$51,590	\$56,040
47-5071	Roustabouts, oil and gas	1,410	16.2	\$14.19	\$29,510	3.3	\$10.28	\$12.42	\$13.93	\$15.45	\$18.36	\$21,380	\$25,840	\$28,970	\$32,130	\$38,180
47-5081	Helpers--extraction workers	1,010	28.8	\$14.97	\$31,150	4.4	\$10.38	\$12.64	\$15.03	\$17.58	\$20.30	\$21,590	\$26,290	\$31,260	\$36,570	\$42,230
47-5099	Extraction workers, all other	230	44.3	\$19.90	\$41,390	8.3	\$12.48	\$14.32	\$17.78	\$23.00	\$32.50	\$25,950	\$29,780	\$36,990	\$47,840	\$67,600

# Data unavailable

Occupational Code	Occupational Title	Employment Estimate	Employment Percentage Relative Standard Error	Average Hourly Wage	Average Annual Wage	Wage Percentage Relative Standard Error	10th Percentile (Hourly)	25th Percentile (Hourly)	50th Percentile (Hourly)	75th Percentile (Hourly)	90th Percentile (Hourly)	10th Percentile (Annual)	25th Percentile (Annual)	50th Percentile (Annual)	75th Percentile (Annual)	90th Percentile (Annual)
<b>49-0000</b>	<b>Installation, Maintenance, and Repair Occupations</b>	<b>89,030</b>	<b>2</b>	<b>\$19.37</b>	<b>\$40,290</b>	<b>0.6</b>	<b>\$10.28</b>	<b>\$13.50</b>	<b>\$18.58</b>	<b>\$24.54</b>	<b>\$29.76</b>	<b>\$21,380</b>	<b>\$28,080</b>	<b>\$38,650</b>	<b>\$51,050</b>	<b>\$61,900</b>
49-1011	First-line supervisors/managers of mechanics, installers, and repairers	7,390	2.9	\$27.05	\$56,260	0.9	\$16.43	\$20.57	\$26.37	\$32.79	\$38.82	\$34,170	\$42,780	\$54,860	\$68,200	\$80,750
49-2011	Computer, automated teller, and office machine repairers	2,950	12.8	\$18.75	\$39,000	3.6	\$10.88	\$13.49	\$17.95	\$23.92	\$27.97	\$22,620	\$28,060	\$37,340	\$49,750	\$58,180
49-2021	Radio mechanics	50	40.7	\$22.45	\$46,700	5	\$10.32	\$17.86	\$24.16	\$27.18	\$29.77	\$21,460	\$37,150	\$50,250	\$56,520	\$61,920
49-2022	Telecommunications equipment installers and repairers, except line installers	4,280	10.7	\$25.08	\$52,170	1.6	\$17.66	\$22.88	\$25.82	\$28.27	\$30.84	\$36,720	\$47,590	\$53,710	\$58,800	\$64,150
49-2091	Avionics technicians	200	37	\$24.07	\$50,070	3	\$15.48	\$19.00	\$24.01	\$29.61	\$33.86	\$32,190	\$39,510	\$49,940	\$61,580	\$70,420
49-2092	Electric motor, power tool, and related repairers	680	22.8	\$15.49	\$32,210	6.1	\$9.51	\$11.69	\$14.20	\$19.11	\$23.96	\$19,790	\$24,320	\$29,540	\$39,740	\$49,830
49-2093	Electrical and electronics installers and repairers, transportation equipment	170	37.3	\$23.02	\$47,870	6.5	\$15.39	\$18.55	\$23.16	\$27.02	\$30.72	\$32,010	\$38,590	\$48,180	\$56,200	\$63,890
49-2094	Electrical and electronics repairers, commercial and industrial equipment	1,900	15.4	\$22.20	\$46,170	3	\$13.17	\$17.29	\$21.63	\$27.33	\$32.23	\$27,400	\$35,960	\$45,000	\$56,850	\$67,030
49-2095	Electrical and electronics repairers, powerhouse, substation, and relay	380	11.6	\$28.24	\$58,740	1.7	\$23.63	\$25.71	\$28.33	\$30.97	\$34.45	\$49,140	\$53,470	\$58,930	\$64,420	\$71,650
49-2096	Electronic equipment installers and repairers, motor vehicles	350	26.4	\$13.58	\$28,250	3.9	\$9.50	\$10.61	\$13.48	\$16.21	\$18.44	\$19,770	\$22,060	\$28,030	\$33,710	\$38,350
49-2097	Electronic home entertainment equipment installers and repairers	950	22.4	\$18.23	\$37,930	4.5	\$11.61	\$14.37	\$17.85	\$21.77	\$26.16	\$24,150	\$29,890	\$37,120	\$45,280	\$54,420
49-2098	Security and fire alarm systems installers	710	26	\$19.54	\$40,650	2.5	\$12.84	\$14.72	\$18.50	\$23.86	\$29.07	\$26,710	\$30,620	\$38,480	\$49,640	\$60,460
49-3011	Aircraft mechanics and service technicians	1,710	10.6	\$23.72	\$49,330	3.4	\$14.72	\$18.45	\$23.59	\$29.52	\$33.63	\$30,620	\$38,370	\$49,060	\$61,390	\$69,940
49-3021	Automotive body and related repairers	2,540	8.9	\$22.94	\$47,720	3.4	\$11.23	\$15.87	\$21.63	\$28.56	\$35.95	\$23,370	\$33,000	\$44,980	\$59,410	\$74,770
49-3022	Automotive glass installers and repairers	450	33.2	\$13.67	\$28,420	3.4	\$11.10	\$12.09	\$13.20	\$14.47	\$17.56	\$23,090	\$25,150	\$27,460	\$30,100	\$36,530
49-3023	Automotive service technicians and mechanics	11,480	4.1	\$18.08	\$37,610	2.1	\$8.95	\$11.40	\$17.39	\$23.51	\$28.69	\$18,610	\$23,710	\$36,170	\$48,900	\$59,670
49-3031	Bus and truck mechanics and diesel engine specialists	4,270	6.4	\$19.91	\$41,420	1	\$14.03	\$16.33	\$19.49	\$22.96	\$27.10	\$29,180	\$33,970	\$40,540	\$47,760	\$56,370
49-3041	Farm equipment mechanics	270	15.9	\$14.44	\$30,030	3.1	\$10.74	\$12.10	\$13.75	\$16.64	\$19.72	\$22,340	\$25,170	\$28,600	\$34,600	\$41,010
49-3042	Mobile heavy equipment mechanics, except engines	2,680	7.6	\$20.31	\$42,240	1.3	\$13.89	\$17.32	\$20.51	\$23.71	\$26.83	\$28,890	\$36,020	\$42,660	\$49,310	\$55,800
49-3043	Rail car repairers	280	21.9	\$20.73	\$43,130	5.2	\$11.49	\$14.14	\$20.64	\$24.78	\$31.97	\$23,900	\$29,410	\$42,930	\$51,530	\$66,510
49-3051	Motorboat mechanics	90	46.5	\$16.17	\$33,630	5.7	\$10.65	\$12.84	\$16.26	\$20.06	\$21.81	\$22,160	\$26,700	\$33,820	\$41,720	\$45,370
49-3052	Motorcycle mechanics	350	16.8	\$16.87	\$35,100	4.1	\$10.37	\$12.92	\$15.71	\$20.26	\$25.24	\$21,570	\$26,880	\$32,690	\$42,150	\$52,490
49-3053	Outdoor power equipment and other small engine mechanics	360	22.9	\$16.42	\$34,150	3.3	\$11.06	\$13.23	\$15.23	\$20.25	\$23.40	\$23,000	\$27,530	\$31,690	\$42,110	\$48,670
49-3091	Bicycle repairers	550	36.4	\$11.12	\$23,130	5.1	\$9.19	\$9.89	\$10.95	\$12.38	\$13.63	\$19,110	\$20,570	\$22,780	\$25,760	\$28,350

# Data unavailable

Occupational Code	Occupational Title	Employment Estimate	Employment Percentage Relative Standard Error	Average Hourly Wage	Average Annual Wage	Wage Percentage Relative Standard Error	10th Percentile (Hourly)	25th Percentile (Hourly)	50th Percentile (Hourly)	75th Percentile (Hourly)	90th Percentile (Hourly)	10th Percentile (Annual)	25th Percentile (Annual)	50th Percentile (Annual)	75th Percentile (Annual)	90th Percentile (Annual)
49-3092	Recreational vehicle service technicians	450	41	\$16.71	\$34,760	5.9	\$10.62	\$12.64	\$15.89	\$20.83	\$25.32	\$22,090	\$26,290	\$33,050	\$43,320	\$52,670
49-3093	Tire repairers and changers	2,120	16.7	\$10.94	\$22,760	3	\$7.48	\$8.59	\$10.37	\$12.73	\$15.21	\$15,560	\$17,870	\$21,570	\$26,480	\$31,630
49-9011	Mechanical door repairers	410	39	\$14.28	\$29,700	7.2	\$9.10	\$10.78	\$13.84	\$17.65	\$20.31	\$18,930	\$22,410	\$28,790	\$36,710	\$42,240
49-9012	Control and valve installers and repairers, except mechanical door	550	21	\$23.98	\$49,870	4.6	\$15.22	\$20.15	\$25.43	\$28.46	\$30.60	\$31,660	\$41,920	\$52,900	\$59,200	\$63,650
49-9021	Heating, air conditioning, and refrigeration mechanics and installers	3,580	10.4	\$19.80	\$41,180	2.6	\$12.23	\$14.97	\$18.80	\$24.59	\$29.85	\$25,440	\$31,140	\$39,110	\$51,160	\$62,080
49-9031	Home appliance repairers	640	32.7	\$17.19	\$35,740	10.7	\$6.95	\$10.52	\$16.80	\$21.63	\$26.93	\$14,470	\$21,870	\$34,930	\$44,990	\$56,020
49-9041	Industrial machinery mechanics	2,870	8.4	\$20.83	\$43,320	1.5	\$12.59	\$16.51	\$21.03	\$24.95	\$28.63	\$26,180	\$34,330	\$43,740	\$51,900	\$59,560
49-9042	Maintenance and repair workers, general	18,700	3.7	\$16.31	\$33,920	0.8	\$9.95	\$12.35	\$15.49	\$19.90	\$24.25	\$20,690	\$25,680	\$32,220	\$41,380	\$50,450
49-9043	Maintenance workers, machinery	1,480	20.8	\$16.43	\$34,180	5.9	\$8.92	\$11.45	\$13.97	\$22.41	\$26.28	\$18,550	\$23,820	\$29,060	\$46,620	\$54,670
49-9044	Millwrights	620	19.6	\$18.52	\$38,530	3.4	\$12.07	\$15.26	\$18.58	\$22.13	\$25.65	\$25,100	\$31,730	\$38,640	\$46,040	\$53,340
49-9051	Electrical power-line installers and repairers	2,100	11.6	\$27.14	\$56,460	1	\$19.46	\$23.46	\$27.49	\$31.94	\$35.26	\$40,470	\$48,800	\$57,170	\$66,430	\$73,350
49-9052	Telecommunications line installers and repairers	2,910	21.5	\$19.77	\$41,120	4.9	\$11.71	\$14.80	\$18.89	\$24.28	\$28.86	\$24,360	\$30,780	\$39,290	\$50,500	\$60,030
49-9061	Camera and photographic equipment repairers	#	#	\$18.28	\$38,010	4.3	\$14.17	\$17.11	\$18.85	\$20.51	\$21.53	\$29,470	\$35,580	\$39,200	\$42,650	\$44,790
49-9062	Medical equipment repairers	1,010	23.6	\$22.66	\$47,130	5	\$13.02	\$17.05	\$22.52	\$27.90	\$33.65	\$27,080	\$35,450	\$46,840	\$58,020	\$69,990
49-9063	Musical instrument repairers and tuners	50	36.5	\$14.63	\$30,440	16.5	\$8.91	\$10.97	\$13.46	\$16.97	\$25.43	\$18,530	\$22,820	\$28,000	\$35,310	\$52,880
49-9069	Precision instrument and equipment repairers, all other	110	12.1	\$24.77	\$51,520	3.2	\$15.86	\$20.05	\$24.52	\$30.50	\$34.72	\$32,990	\$41,710	\$50,990	\$63,450	\$72,210
49-9091	Coin, vending, and amusement machine servicers and repairers	550	18.3	\$15.37	\$31,960	2.4	\$10.08	\$12.23	\$15.35	\$18.30	\$21.12	\$20,970	\$25,430	\$31,920	\$38,060	\$43,930
49-9094	Locksmiths and safe repairers	#	#	\$16.96	\$35,280	6.4	\$10.17	\$12.62	\$16.58	\$21.33	\$24.95	\$21,150	\$26,240	\$34,480	\$44,370	\$51,900
49-9095	Manufactured building and mobile home installers	50	38	\$14.95	\$31,100	6.6	\$11.37	\$12.47	\$14.41	\$16.51	\$18.03	\$23,650	\$25,930	\$29,980	\$34,330	\$37,500
49-9096	Riggers	380	34.5	\$21.48	\$44,680	5.8	\$12.84	\$17.08	\$21.59	\$26.22	\$29.24	\$26,710	\$35,520	\$44,900	\$54,530	\$60,820
49-9098	Helpers--installation, maintenance, and repair workers	1,610	9.2	\$12.65	\$26,310	2.7	\$7.53	\$9.26	\$11.59	\$15.43	\$20.26	\$15,670	\$19,250	\$24,110	\$32,090	\$42,140
49-9099	Installation, maintenance, and repair workers, all other	3,270	8.6	\$15.85	\$32,960	2.3	\$8.67	\$11.40	\$15.02	\$19.77	\$24.47	\$18,030	\$23,720	\$31,240	\$41,130	\$50,900
<b>51-0000</b>	<b>Production Occupations</b>	<b>103,820</b>	<b>2.7</b>	<b>\$15.07</b>	<b>\$31,350</b>	<b>0.8</b>	<b>\$8.60</b>	<b>\$10.40</b>	<b>\$13.54</b>	<b>\$18.45</b>	<b>\$24.09</b>	<b>\$17,880</b>	<b>\$21,620</b>	<b>\$28,160</b>	<b>\$38,380</b>	<b>\$50,110</b>
51-1011	First-line supervisors/managers of production and operating workers	6,620	4.1	\$24.56	\$51,080	1.1	\$14.85	\$18.21	\$23.26	\$29.86	\$36.82	\$30,890	\$37,870	\$48,390	\$62,120	\$76,590
51-2011	Aircraft structure, surfaces, rigging, and systems assemblers	100	37.3	\$22.20	\$46,180	8.8	\$11.12	\$18.81	\$23.84	\$26.85	\$28.70	\$23,120	\$39,130	\$49,590	\$55,860	\$59,690
51-2022	Electrical and electronic equipment assemblers	4,520	7.1	\$12.49	\$25,980	1.4	\$8.80	\$10.08	\$11.90	\$13.92	\$17.11	\$18,290	\$20,980	\$24,750	\$28,960	\$35,580
51-2023	Electromechanical equipment assemblers	930	10.9	\$14.41	\$29,960	2.2	\$9.03	\$11.08	\$13.70	\$17.15	\$21.33	\$18,780	\$23,040	\$28,490	\$35,670	\$44,370

# Data unavailable

Occupational Code	Occupational Title	Employment Estimate	Employment Percentage Relative Standard Error	Average Hourly Wage	Average Annual Wage	Wage Percentage Relative Standard Error	10th Percentile (Hourly)	25th Percentile (Hourly)	50th Percentile (Hourly)	75th Percentile (Hourly)	90th Percentile (Hourly)	10th Percentile (Annual)	25th Percentile (Annual)	50th Percentile (Annual)	75th Percentile (Annual)	90th Percentile (Annual)
51-2031	Engine and other machine assemblers	#	#	\$20.60	\$42,840	4.2	\$10.63	\$14.07	\$23.55	\$26.05	\$27.55	\$22,110	\$29,260	\$48,990	\$54,190	\$57,310
51-2041	Structural metal fabricators and fitters	1,130	9.8	\$16.96	\$35,280	3.5	\$11.38	\$13.02	\$16.06	\$19.53	\$26.02	\$23,670	\$27,080	\$33,400	\$40,620	\$54,110
51-2091	Fiberglass laminators and fabricators	50	16.8	\$9.31	\$19,360	13.9	\$5.78	\$6.62	\$8.89	\$10.94	\$13.89	\$12,010	\$13,770	\$18,490	\$22,760	\$28,890
51-2092	Team assemblers	7,250	7.1	\$11.80	\$24,550	1.8	\$7.55	\$9.11	\$11.06	\$13.70	\$17.21	\$15,710	\$18,950	\$23,000	\$28,500	\$35,790
51-2099	Assemblers and fabricators, all other	3,940	10	\$12.28	\$25,550	2	\$7.96	\$9.63	\$11.50	\$14.48	\$17.91	\$16,550	\$20,030	\$23,930	\$30,110	\$37,250
51-3011	Bakers	2,740	7.7	\$13.18	\$27,420	2.3	\$8.18	\$9.66	\$12.69	\$16.46	\$19.21	\$17,020	\$20,090	\$26,400	\$34,240	\$39,960
51-3021	Butchers and meat cutters	2,180	6.8	\$14.09	\$29,310	1.6	\$8.65	\$10.74	\$14.18	\$17.46	\$19.87	\$18,000	\$22,340	\$29,500	\$36,320	\$41,340
51-3022	Meat, poultry, and fish cutters and trimmers	2,230	25.9	\$11.20	\$23,290	1.9	\$9.23	\$9.93	\$11.02	\$12.51	\$13.78	\$19,190	\$20,650	\$22,920	\$26,020	\$28,660
51-3023	Slaughterers and meat packers	940	21.1	\$11.39	\$23,690	2.1	\$8.66	\$9.88	\$11.47	\$13.09	\$14.11	\$18,020	\$20,550	\$23,860	\$27,220	\$29,350
51-3091	Food and tobacco roasting, baking, and drying machine operators and tenders	#	#	\$11.85	\$24,650	4.2	\$7.60	\$8.91	\$11.12	\$14.89	\$17.45	\$15,800	\$18,540	\$23,140	\$30,980	\$36,290
51-3092	Food batchmakers	1,070	10.9	\$11.78	\$24,510	2.9	\$7.28	\$8.39	\$10.68	\$14.70	\$17.72	\$15,130	\$17,450	\$22,210	\$30,570	\$36,860
51-3093	Food cooking machine operators and tenders	470	7.2	\$10.96	\$22,800	2.6	\$7.71	\$8.84	\$10.33	\$12.77	\$15.58	\$16,050	\$18,380	\$21,490	\$26,550	\$32,400
51-4011	Computer-controlled machine tool operators, metal and plastic	1,240	4.6	\$15.03	\$31,260	2.6	\$10.10	\$11.81	\$14.42	\$17.59	\$21.13	\$21,000	\$24,570	\$29,990	\$36,590	\$43,950
51-4012	Numerical tool and process control programmers	170	21.7	\$24.67	\$51,320	3.9	\$17.86	\$19.87	\$23.56	\$27.75	\$34.98	\$37,140	\$41,320	\$49,010	\$57,710	\$72,750
51-4021	Extruding and drawing machine setters, operators, and tenders, metal and plastic	430	12	\$14.25	\$29,640	4	\$9.05	\$11.47	\$14.22	\$16.66	\$19.81	\$18,830	\$23,850	\$29,570	\$34,650	\$41,200
51-4022	Forging machine setters, operators, and tenders, metal and plastic	150	11.8	\$17.25	\$35,890	7.6	\$9.41	\$12.61	\$19.49	\$21.84	\$23.38	\$19,580	\$26,230	\$40,540	\$45,430	\$48,630
51-4023	Rolling machine setters, operators, and tenders, metal and plastic	170	30.1	\$18.14	\$37,740	6.7	\$10.72	\$14.22	\$16.79	\$21.09	\$23.47	\$22,310	\$29,590	\$34,930	\$43,870	\$48,830
51-4031	Cutting, punching, and press machine setters, operators, and tenders, metal and plastic	1,810	8.5	\$14.27	\$29,680	1.5	\$9.95	\$11.61	\$13.70	\$16.64	\$19.55	\$20,700	\$24,150	\$28,500	\$34,610	\$40,660
51-4032	Drilling and boring machine tool setters, operators, and tenders, metal and plastic	130	26.3	\$11.78	\$24,490	3.3	\$9.27	\$9.86	\$10.86	\$13.15	\$16.23	\$19,280	\$20,500	\$22,590	\$27,360	\$33,760
51-4033	Grinding, lapping, polishing, and buffing machine tool setters, operators, and tenders, metal and plastic	540	15.1	\$12.56	\$26,130	1.9	\$9.24	\$10.27	\$11.98	\$13.87	\$17.26	\$19,220	\$21,360	\$24,910	\$28,850	\$35,900
51-4034	Lathe and turning machine tool setters, operators, and tenders, metal and plastic	380	13.9	\$18.23	\$37,920	3.9	\$12.63	\$15.48	\$18.44	\$21.10	\$24.06	\$26,270	\$32,200	\$38,350	\$43,880	\$50,040
51-4035	Milling and planing machine setters, operators, and tenders, metal and plastic	240	18	\$15.32	\$31,870	4.8	\$10.19	\$12.18	\$14.18	\$17.57	\$22.02	\$21,200	\$25,340	\$29,500	\$36,550	\$45,800
51-4041	Machinists	3,950	5.6	\$18.30	\$38,070	1.7	\$11.33	\$14.40	\$17.86	\$21.77	\$25.88	\$23,570	\$29,940	\$37,140	\$45,280	\$53,830
51-4051	Metal-refining furnace operators and tenders	80	44.9	\$16.34	\$33,980	3.1	\$11.44	\$13.39	\$16.19	\$18.75	\$22.12	\$23,790	\$27,840	\$33,670	\$39,000	\$46,000
51-4052	Pourers and casters, metal	#	#	\$13.04	\$27,130	14.4	\$7.68	\$8.45	\$9.90	\$12.66	\$28.64	\$15,980	\$17,570	\$20,580	\$26,330	\$59,570
51-4061	Model makers, metal and plastic	230	48.3	\$18.31	\$38,080	8.5	\$11.11	\$12.99	\$17.39	\$23.39	\$27.33	\$23,110	\$27,010	\$36,180	\$48,650	\$56,850

# Data unavailable

Occupational Code	Occupational Title	Employment Estimate	Employment Percentage Relative Standard Error	Average Hourly Wage	Average Annual Wage	Wage Percentage Relative Standard Error	10th Percentile (Hourly)	25th Percentile (Hourly)	50th Percentile (Hourly)	75th Percentile (Hourly)	90th Percentile (Hourly)	10th Percentile (Annual)	25th Percentile (Annual)	50th Percentile (Annual)	75th Percentile (Annual)	90th Percentile (Annual)
51-4071	Foundry mold and coremakers	90	15	\$11.85	\$24,650	5.3	\$6.66	\$8.73	\$11.49	\$14.28	\$17.40	\$13,860	\$18,160	\$23,890	\$29,690	\$36,200
51-4072	Molding, coremaking, and casting machine setters, operators, and tenders, metal and plastic	#	#	\$12.68	\$26,370	2.6	\$8.01	\$9.34	\$11.43	\$14.56	\$19.86	\$16,650	\$19,430	\$23,770	\$30,280	\$41,310
51-4081	Multiple machine tool setters, operators, and tenders, metal and plastic	2,250	20.9	\$15.62	\$32,480	5.6	\$9.00	\$11.40	\$13.48	\$21.41	\$25.47	\$18,720	\$23,710	\$28,030	\$44,530	\$52,970
51-4111	Tool and die makers	440	9.5	\$21.50	\$44,720	2.4	\$13.79	\$17.66	\$21.58	\$26.04	\$29.30	\$28,680	\$36,720	\$44,900	\$54,170	\$60,950
51-4121	Welders, cutters, solderers, and brazers	3,810	7	\$16.51	\$34,330	1.7	\$10.72	\$12.76	\$15.69	\$19.43	\$23.18	\$22,300	\$26,540	\$32,640	\$40,420	\$48,220
51-4122	Welding, soldering, and brazing machine setters, operators, and tenders	410	18.4	\$20.12	\$41,850	8.4	\$11.44	\$14.27	\$17.86	\$23.91	\$27.50	\$23,800	\$29,670	\$37,140	\$49,720	\$57,210
51-4191	Heat treating equipment setters, operators, and tenders, metal and plastic	150	23.4	\$15.06	\$31,330	4.4	\$9.69	\$10.86	\$14.20	\$19.24	\$22.25	\$20,160	\$22,590	\$29,530	\$40,020	\$46,280
51-4192	Lay-out workers, metal and plastic	#	#	\$19.43	\$40,400	6.1	\$12.20	\$14.70	\$19.38	\$24.30	\$26.67	\$25,380	\$30,580	\$40,320	\$50,550	\$55,470
51-4193	Plating and coating machine setters, operators, and tenders, metal and plastic	370	14.1	\$13.06	\$27,160	3.5	\$9.23	\$10.26	\$12.18	\$15.06	\$18.09	\$19,200	\$21,350	\$25,330	\$31,320	\$37,640
51-4194	Tool grinders, filers, and sharpeners	90	19.8	\$16.40	\$34,110	9.1	\$9.46	\$10.88	\$14.05	\$20.24	\$28.66	\$19,690	\$22,620	\$29,220	\$42,100	\$59,620
51-4199	Metal workers and plastic workers, all other	590	17.4	\$15.78	\$32,820	4.1	\$8.83	\$10.85	\$13.83	\$19.61	\$23.94	\$18,360	\$22,560	\$28,760	\$40,780	\$49,800
51-5011	Bindery workers	810	14.2	\$13.58	\$28,250	2.8	\$9.06	\$10.31	\$13.12	\$16.28	\$19.79	\$18,830	\$21,440	\$27,280	\$33,860	\$41,170
51-5021	Job printers	920	31.4	\$17.79	\$37,000	3.7	\$11.10	\$13.30	\$17.80	\$21.89	\$25.64	\$23,090	\$27,670	\$37,020	\$45,530	\$53,340
51-5022	Prepress technicians and workers	860	10.3	\$19.30	\$40,150	4	\$12.30	\$14.73	\$19.09	\$24.03	\$26.88	\$25,590	\$30,640	\$39,710	\$49,970	\$55,910
51-5023	Printing machine operators	2,520	7.1	\$17.18	\$35,740	3.7	\$9.94	\$12.37	\$16.23	\$21.48	\$26.37	\$20,670	\$25,730	\$33,760	\$44,670	\$54,850
51-6011	Laundry and dry-cleaning workers	2,910	5.7	\$9.71	\$20,200	2.2	\$6.93	\$7.85	\$9.10	\$10.72	\$14.08	\$14,420	\$16,330	\$18,920	\$22,310	\$29,290
51-6021	Pressers, textile, garment, and related materials	1,090	8.8	\$9.58	\$19,930	2.4	\$7.32	\$8.30	\$9.51	\$10.75	\$11.96	\$15,220	\$17,260	\$19,790	\$22,370	\$24,880
51-6031	Sewing machine operators	2,510	10.5	\$10.60	\$22,040	2	\$7.87	\$9.28	\$10.44	\$11.69	\$13.47	\$16,360	\$19,290	\$21,720	\$24,320	\$28,030
51-6041	Shoe and leather workers and repairers	#	#	\$13.28	\$27,620	9.7	\$8.69	\$11.52	\$14.00	\$15.84	\$17.03	\$18,080	\$23,960	\$29,120	\$32,950	\$35,430
51-6051	Sewers, hand	40	21.4	\$10.84	\$22,550	5.3	\$6.20	\$7.67	\$10.18	\$14.67	\$16.42	\$12,900	\$15,960	\$21,160	\$30,520	\$34,150
51-6052	Tailors, dressmakers, and custom sewers	460	33.2	\$12.06	\$25,090	4.1	\$8.80	\$9.62	\$10.91	\$14.84	\$17.34	\$18,310	\$20,020	\$22,690	\$30,870	\$36,060
51-6093	Upholsterers	240	23.9	\$13.96	\$29,040	6.9	\$8.75	\$10.77	\$13.81	\$16.72	\$20.68	\$18,190	\$22,400	\$28,720	\$34,780	\$43,010
51-6099	Textile, apparel, and furnishings workers, all other	#	#	\$10.43	\$21,700	5.8	\$6.70	\$8.05	\$9.29	\$11.95	\$14.09	\$13,940	\$16,740	\$19,320	\$24,870	\$29,310
51-7011	Cabinetmakers and bench carpenters	1,860	10.1	\$15.40	\$32,030	4.9	\$9.13	\$10.83	\$14.59	\$18.82	\$24.77	\$18,990	\$22,520	\$30,340	\$39,140	\$51,520
51-7021	Furniture finishers	270	23	\$15.85	\$32,980	4.7	\$9.79	\$11.91	\$15.30	\$19.02	\$23.73	\$20,370	\$24,770	\$31,830	\$39,550	\$49,350
51-7041	Sawing machine setters, operators, and tenders, wood	500	14.6	\$12.27	\$25,520	2.6	\$8.16	\$9.84	\$11.98	\$14.34	\$17.08	\$16,970	\$20,460	\$24,920	\$29,840	\$35,520
51-7042	Woodworking machine setters, operators, and tenders, except sawing	750	10.9	\$13.39	\$27,850	3	\$9.32	\$10.52	\$12.56	\$15.14	\$18.97	\$19,390	\$21,880	\$26,130	\$31,490	\$39,460
51-7099	Woodworkers, all other	100	36.5	\$10.27	\$21,360	3.4	\$7.70	\$8.96	\$10.16	\$11.12	\$12.56	\$16,020	\$18,630	\$21,130	\$23,140	\$26,130

# Data unavailable



Occupational Code	Occupational Title	Employment Estimate	Employment Percentage Relative Standard Error	Average Hourly Wage	Average Annual Wage	Wage Percentage Relative Standard Error	10th Percentile (Hourly)	25th Percentile (Hourly)	50th Percentile (Hourly)	75th Percentile (Hourly)	90th Percentile (Hourly)	10th Percentile (Annual)	25th Percentile (Annual)	50th Percentile (Annual)	75th Percentile (Annual)	90th Percentile (Annual)
51-8012	Power distributors and dispatchers	90	5.9	\$30.84	\$64,140	2.9	\$24.21	\$28.17	\$32.21	\$35.33	\$38.12	\$50,350	\$58,590	\$67,000	\$73,480	\$79,290
51-8013	Power plant operators	600	10.3	\$24.55	\$51,070	1.9	\$16.28	\$19.84	\$24.84	\$28.86	\$33.50	\$33,860	\$41,260	\$51,660	\$60,020	\$69,680
51-8021	Stationary engineers and boiler operators	620	9.7	\$22.67	\$47,160	2.2	\$12.90	\$18.35	\$23.32	\$27.32	\$30.81	\$26,820	\$38,160	\$48,500	\$56,830	\$64,090
51-8031	Water and liquid waste treatment plant and system operators	1,870	11.6	\$19.54	\$40,640	2.2	\$12.43	\$15.13	\$19.48	\$23.73	\$27.60	\$25,850	\$31,480	\$40,510	\$49,360	\$57,410
51-8091	Chemical plant and system operators	330	26.8	\$19.82	\$41,220	3	\$14.13	\$15.92	\$18.66	\$22.88	\$27.64	\$29,390	\$33,100	\$38,810	\$47,590	\$57,490
51-8092	Gas plant operators	360	21.1	\$24.23	\$50,390	1.9	\$16.79	\$21.49	\$24.92	\$27.56	\$30.74	\$34,920	\$44,700	\$51,840	\$57,330	\$63,940
51-8093	Petroleum pump system operators, refinery operators, and gaugers	310	23.3	\$24.49	\$50,940	4.9	\$14.02	\$20.90	\$25.54	\$29.13	\$32.86	\$29,160	\$43,480	\$53,130	\$60,580	\$68,360
51-8099	Plant and system operators, all other	270	15.8	\$21.07	\$43,820	2.3	\$12.71	\$16.24	\$21.68	\$26.22	\$28.82	\$26,430	\$33,770	\$45,100	\$54,530	\$59,950
51-9011	Chemical equipment operators and tenders	#	#	\$16.81	\$34,970	3.4	\$11.20	\$13.50	\$16.66	\$20.03	\$23.21	\$23,290	\$28,090	\$34,650	\$41,670	\$48,270
51-9012	Separating, filtering, clarifying, precipitating, and still machine setters, operators, and tenders	870	32.9	\$16.60	\$34,530	4.9	\$11.63	\$13.50	\$16.12	\$18.85	\$24.04	\$24,190	\$28,070	\$33,520	\$39,200	\$50,000
51-9021	Crushing, grinding, and polishing machine setters, operators, and tenders	420	14.9	\$13.54	\$28,160	5	\$9.15	\$10.09	\$11.82	\$14.75	\$21.03	\$19,040	\$20,990	\$24,580	\$30,670	\$43,740
51-9022	Grinding and polishing workers, hand	460	12	\$12.90	\$26,840	2.9	\$8.38	\$9.98	\$12.13	\$14.86	\$20.22	\$17,430	\$20,750	\$25,240	\$30,900	\$42,050
51-9023	Mixing and blending machine setters, operators, and tenders	1,460	6.9	\$14.40	\$29,940	2.6	\$8.69	\$10.95	\$14.60	\$17.42	\$20.14	\$18,080	\$22,770	\$30,360	\$36,240	\$41,900
51-9031	Cutters and trimmers, hand	180	22	\$11.18	\$23,250	2.4	\$7.60	\$8.67	\$11.00	\$13.23	\$15.83	\$15,820	\$18,040	\$22,890	\$27,520	\$32,930
51-9032	Cutting and slicing machine setters, operators, and tenders	760	14.3	\$12.62	\$26,260	2	\$8.62	\$9.77	\$11.56	\$14.60	\$18.67	\$17,930	\$20,320	\$24,040	\$30,360	\$38,830
51-9041	Extruding, forming, pressing, and compacting machine setters, operators, and tenders	450	8.9	\$14.60	\$30,360	4.8	\$8.13	\$10.36	\$13.43	\$17.13	\$25.09	\$16,900	\$21,550	\$27,930	\$35,630	\$52,190
51-9051	Furnace, kiln, oven, drier, and kettle operators and tenders	240	11	\$16.88	\$35,100	3.1	\$11.77	\$14.22	\$17.05	\$20.04	\$21.84	\$24,470	\$29,580	\$35,460	\$41,690	\$45,430
51-9061	Inspectors, testers, sorters, samplers, and weighers	4,000	5.8	\$15.99	\$33,250	1.6	\$9.88	\$11.86	\$14.94	\$19.12	\$24.42	\$20,550	\$24,660	\$31,070	\$39,770	\$50,780
51-9071	Jewelers and precious stone and metal workers	#	#	\$14.78	\$30,740	6.9	\$7.40	\$10.46	\$13.76	\$17.74	\$23.73	\$15,400	\$21,750	\$28,610	\$36,890	\$49,350
51-9081	Dental laboratory technicians	#	#	\$18.81	\$39,120	4	\$11.72	\$17.85	\$19.48	\$21.20	\$22.25	\$24,370	\$37,130	\$40,520	\$44,100	\$46,270
51-9082	Medical appliance technicians	#	#	\$18.25	\$37,960	9.2	\$11.23	\$12.68	\$16.17	\$22.61	\$30.45	\$23,360	\$26,380	\$33,640	\$47,020	\$63,330
51-9083	Ophthalmic laboratory technicians	340	22.6	\$16.18	\$33,640	3.5	\$10.57	\$13.13	\$16.02	\$18.64	\$22.35	\$21,990	\$27,310	\$33,320	\$38,770	\$46,490
51-9111	Packaging and filling machine operators and tenders	4,210	20.4	\$13.71	\$28,520	4.9	\$7.96	\$9.58	\$12.73	\$16.78	\$22.69	\$16,550	\$19,920	\$26,470	\$34,910	\$47,200
51-9121	Coating, painting, and spraying machine setters, operators, and tenders	540	7.8	\$13.69	\$28,480	2.8	\$9.12	\$10.48	\$12.81	\$15.52	\$18.11	\$18,960	\$21,810	\$26,640	\$32,280	\$37,680
51-9122	Painters, transportation equipment	650	11.8	\$21.08	\$43,850	4.6	\$9.97	\$12.90	\$19.34	\$25.50	\$35.23	\$20,740	\$26,840	\$40,220	\$53,050	\$73,280
51-9123	Painting, coating, and decorating workers	680	9.6	\$12.59	\$26,190	1.4	\$8.43	\$9.81	\$12.33	\$14.88	\$17.48	\$17,520	\$20,400	\$25,640	\$30,940	\$36,350
51-9131	Photographic process workers	#	#	\$11.66	\$24,250	7.7	\$7.44	\$8.23	\$10.49	\$14.10	\$17.06	\$15,470	\$17,130	\$21,820	\$29,340	\$35,480

# Data unavailable



Occupational Code	Occupational Title	Employment Estimate	Employment Percentage Relative Standard Error	Average Hourly Wage	Average Annual Wage	Wage Percentage Relative Standard Error	10th Percentile (Hourly)	25th Percentile (Hourly)	50th Percentile (Hourly)	75th Percentile (Hourly)	90th Percentile (Hourly)	10th Percentile (Annual)	25th Percentile (Annual)	50th Percentile (Annual)	75th Percentile (Annual)	90th Percentile (Annual)
51-9132	Photographic processing machine operators	740	10.4	\$11.11	\$23,110	1.7	\$7.94	\$9.14	\$10.48	\$12.16	\$15.05	\$16,510	\$19,010	\$21,800	\$25,290	\$31,300
51-9191	Cementing and gluing machine operators and tenders	240	21.9	\$14.48	\$30,110	4.4	\$9.53	\$10.78	\$14.81	\$17.14	\$20.24	\$19,830	\$22,430	\$30,810	\$35,640	\$42,100
51-9192	Cleaning, washing, and metal pickling equipment operators and tenders	140	16.9	\$12.86	\$26,750	4.2	\$9.22	\$10.24	\$12.79	\$15.38	\$17.24	\$19,190	\$21,290	\$26,600	\$31,990	\$35,860
51-9193	Cooling and freezing equipment operators and tenders	120	26.9	\$13.19	\$27,430	5.2	\$8.09	\$9.65	\$13.00	\$16.32	\$18.02	\$16,840	\$20,080	\$27,050	\$33,950	\$37,480
51-9194	Etchers and engravers	#	#	\$13.68	\$28,460	5.4	\$9.34	\$10.27	\$12.27	\$15.10	\$21.09	\$19,420	\$21,360	\$25,520	\$31,410	\$43,880
51-9195	Molders, shapers, and casters, except metal and plastic	810	32.2	\$12.47	\$25,930	5.6	\$9.07	\$9.82	\$11.06	\$14.87	\$18.73	\$18,860	\$20,430	\$23,010	\$30,940	\$38,950
51-9196	Paper goods machine setters, operators, and tenders	940	12.6	\$16.48	\$34,270	4.3	\$9.01	\$13.59	\$16.88	\$20.37	\$22.53	\$18,730	\$28,270	\$35,110	\$42,370	\$46,850
51-9198	Helpers—production workers	3,760	8.1	\$10.79	\$22,450	2.1	\$7.50	\$8.46	\$10.21	\$12.64	\$15.51	\$15,590	\$17,600	\$21,240	\$26,290	\$32,260
51-9199	Production workers, all other	2,380	17.3	\$13.53	\$28,150	3.1	\$7.98	\$9.41	\$12.02	\$17.07	\$21.64	\$16,590	\$19,570	\$25,010	\$35,520	\$45,010
<b>53-0000</b>	<b>Transportation and Material Moving Occupations</b>	<b>137,740</b>	<b>1.7</b>	<b>\$15.05</b>	<b>\$31,310</b>	<b>1.5</b>	<b>\$7.39</b>	<b>\$9.68</b>	<b>\$13.22</b>	<b>\$17.68</b>	<b>\$23.34</b>	<b>\$15,360</b>	<b>\$20,140</b>	<b>\$27,500</b>	<b>\$36,780</b>	<b>\$48,550</b>
53-1011	Aircraft cargo handling supervisors	90	30.5	\$20.54	\$42,730	5.3	\$10.59	\$14.74	\$16.98	\$22.38	\$39.59	\$22,030	\$30,660	\$35,320	\$46,560	\$82,340
53-1021	First-line supervisors/managers of helpers, laborers, and material movers, hand	1,620	5.1	\$21.24	\$44,190	2.2	\$12.58	\$15.56	\$19.93	\$25.98	\$33.04	\$26,170	\$32,370	\$41,450	\$54,030	\$68,730
53-1031	First-line supervisors/managers of transportation and material-moving machine and vehicle operators	3,610	4.1	\$24.31	\$50,570	1.4	\$13.77	\$17.93	\$23.28	\$28.57	\$34.99	\$28,650	\$37,290	\$48,410	\$59,420	\$72,780
53-2011	Airline pilots, copilots, and flight engineers	2,340	6.9	#	\$117,590	8.7	#	#	#	#	#	\$55,570	\$84,350	\$111,640	#	#
53-2012	Commercial pilots	410	12.2	#	\$56,920	3.8	#	#	#	#	#	\$27,150	\$39,370	\$52,150	\$70,680	\$99,690
53-2021	Air traffic controllers	700	8	\$56.15	\$116,800	3.5	\$27.33	\$48.77	\$61.48	#	#	\$56,850	\$101,450	\$127,880	#	#
53-2022	Airfield operations specialists	130	19	\$20.82	\$43,310	3.7	\$14.65	\$16.04	\$20.45	\$25.51	\$29.16	\$30,480	\$33,360	\$42,540	\$53,060	\$60,660
53-3011	Ambulance drivers and attendants, except emergency medical technicians	170	18.2	\$10.57	\$21,980	4	\$7.68	\$9.32	\$10.35	\$11.26	\$12.14	\$15,980	\$19,380	\$21,530	\$23,430	\$25,240
53-3021	Bus drivers, transit and intercity	3,460	21.8	\$14.27	\$29,670	2.3	\$9.70	\$11.67	\$14.10	\$17.28	\$18.99	\$20,180	\$24,280	\$29,330	\$35,930	\$39,500
53-3022	Bus drivers, school	4,920	4	\$13.67	\$28,440	1.2	\$9.97	\$11.65	\$13.47	\$15.74	\$18.07	\$20,730	\$24,230	\$28,030	\$32,730	\$37,590
53-3031	Driver/sales workers	7,260	11.6	\$10.42	\$21,680	5.1	\$5.67	\$6.28	\$7.86	\$13.77	\$19.17	\$11,800	\$13,060	\$16,350	\$28,640	\$39,870
53-3032	Truck drivers, heavy and tractor-trailer	23,140	3.2	\$17.92	\$37,270	1.2	\$12.13	\$14.52	\$17.19	\$20.92	\$25.04	\$25,230	\$30,210	\$35,750	\$43,520	\$52,090
53-3033	Truck drivers, light or delivery services	17,540	4.1	\$14.38	\$29,920	2	\$8.68	\$10.71	\$13.63	\$17.49	\$21.76	\$18,050	\$22,280	\$28,350	\$36,380	\$45,260
53-3041	Taxi drivers and chauffeurs	1,860	8.3	\$10.36	\$21,550	1.5	\$7.29	\$8.41	\$10.15	\$12.06	\$13.74	\$15,170	\$17,500	\$21,110	\$25,090	\$28,580
53-3099	Motor vehicle operators, all other	1,890	14.4	\$10.97	\$22,830	2.7	\$7.27	\$8.32	\$10.18	\$13.02	\$16.54	\$15,110	\$17,310	\$21,180	\$27,070	\$34,400
53-4011	Locomotive engineers	640	48	\$35.66	\$74,170	2.4	\$29.28	\$31.37	\$34.84	\$40.70	\$45.45	\$60,910	\$65,240	\$72,470	\$84,660	\$94,530
53-4021	Railroad brake, signal, and switch operators	470	47	\$27.12	\$56,400	2.4	\$16.72	\$20.61	\$27.79	\$33.24	\$36.35	\$34,770	\$42,870	\$57,810	\$69,140	\$75,610

# Data unavailable

Occupational Code	Occupational Title	Employment Estimate	Employment Percentage Relative Standard Error	Average Hourly Wage	Average Annual Wage	Wage Percentage Relative Standard Error	10th Percentile (Hourly)	25th Percentile (Hourly)	50th Percentile (Hourly)	75th Percentile (Hourly)	90th Percentile (Hourly)	10th Percentile (Annual)	25th Percentile (Annual)	50th Percentile (Annual)	75th Percentile (Annual)	90th Percentile (Annual)
53-4031	Railroad conductors and yardmasters	640	49.7	\$31.91	\$66,360	3.1	\$21.19	\$25.48	\$31.71	\$39.24	\$44.18	\$44,080	\$53,010	\$65,970	\$81,610	\$91,900
53-6021	Parking lot attendants	1,960	17.4	\$9.16	\$19,050	2.6	\$6.27	\$7.58	\$9.14	\$10.61	\$11.96	\$13,040	\$15,760	\$19,020	\$22,070	\$24,870
53-6031	Service station attendants	1,410	13	\$9.57	\$19,900	2.5	\$6.34	\$7.63	\$9.05	\$10.76	\$13.70	\$13,190	\$15,860	\$18,820	\$22,380	\$28,500
53-6041	Traffic technicians	50	17.6	\$22.16	\$46,100	2.9	\$15.61	\$18.87	\$21.47	\$25.82	\$29.70	\$32,460	\$39,250	\$44,650	\$53,700	\$61,790
53-7011	Conveyor operators and tenders	610	19.7	\$13.49	\$28,060	3.7	\$9.66	\$10.34	\$11.58	\$16.82	\$20.58	\$20,090	\$21,510	\$24,080	\$34,990	\$42,810
53-7021	Crane and tower operators	450	23.9	\$21.65	\$45,030	4.5	\$13.91	\$17.45	\$21.42	\$26.26	\$29.79	\$28,920	\$36,300	\$44,560	\$54,620	\$61,960
53-7032	Excavating and loading machine and dragline operators	1,790	12.7	\$18.15	\$37,750	3.1	\$11.77	\$14.24	\$17.93	\$21.72	\$26.18	\$24,490	\$29,630	\$37,300	\$45,170	\$54,440
53-7041	Hoist and winch operators	#	#	\$16.54	\$34,410	4.1	\$13.87	\$14.81	\$16.38	\$18.60	\$20.64	\$28,850	\$30,800	\$34,070	\$38,690	\$42,930
53-7051	Industrial truck and tractor operators	9,060	7.6	\$13.99	\$29,090	0.9	\$9.54	\$11.32	\$13.58	\$16.33	\$19.37	\$19,830	\$23,550	\$28,250	\$33,970	\$40,290
53-7061	Cleaners of vehicles and equipment	5,410	5.9	\$9.76	\$20,310	2	\$6.11	\$7.32	\$9.22	\$11.59	\$14.31	\$12,700	\$15,230	\$19,170	\$24,120	\$29,760
53-7062	Laborers and freight, stock, and material movers, hand	28,860	3.7	\$11.73	\$24,400	1.2	\$7.37	\$8.97	\$10.97	\$14.08	\$17.43	\$15,330	\$18,650	\$22,820	\$29,280	\$36,260
53-7063	Machine feeders and offbearers	1,200	10.5	\$10.20	\$21,210	3.3	\$6.42	\$7.56	\$9.56	\$12.50	\$15.24	\$13,360	\$15,730	\$19,880	\$25,990	\$31,700
53-7064	Packers and packagers, hand	8,760	5.1	\$8.84	\$18,400	1.3	\$5.97	\$7.01	\$8.04	\$10.04	\$13.45	\$12,420	\$14,590	\$16,720	\$20,890	\$27,980
53-7072	Pump operators, except wellhead pumpers	#	#	\$17.12	\$35,600	8.8	\$9.67	\$11.09	\$15.56	\$22.83	\$27.35	\$20,110	\$23,070	\$32,370	\$47,480	\$56,890
53-7073	Wellhead pumpers	520	26.8	\$19.37	\$40,300	8.8	\$13.09	\$14.73	\$18.29	\$22.62	\$27.49	\$27,230	\$30,650	\$38,040	\$47,050	\$57,180
53-7081	Refuse and recyclable material collectors	1,870	10	\$14.67	\$30,520	3.7	\$9.44	\$11.84	\$14.12	\$17.42	\$21.09	\$19,640	\$24,630	\$29,370	\$36,220	\$43,860
53-7111	Shuttle car operators	#	#	\$23.77	\$49,450	2.7	\$20.72	\$22.42	\$23.83	\$25.72	\$27.10	\$43,100	\$46,630	\$49,580	\$53,490	\$56,360
53-7199	Material moving workers, all other	#	#	\$10.57	\$21,990	3.6	\$7.51	\$8.56	\$10.44	\$12.45	\$13.71	\$15,610	\$17,800	\$21,720	\$25,890	\$28,510

# Data unavailable

Occupational Code	Occupational Title	Employment Estimate	Employment Percentage Relative Standard Error	Average Hourly Wage	Average Annual Wage	Wage Percentage Relative Standard Error	10th Percentile (Hourly)	25th Percentile (Hourly)	50th Percentile (Hourly)	75th Percentile (Hourly)	90th Percentile (Hourly)	10th Percentile (Annual)	25th Percentile (Annual)	50th Percentile (Annual)	75th Percentile (Annual)	90th Percentile (Annual)
<b>00-0000</b>	<b>Total All Occupations</b>	<b>157,680</b>	<b>1.56</b>	<b>\$23.52</b>	<b>\$48,931</b>	<b>2.15</b>	<b>\$8.47</b>	<b>\$11.73</b>	<b>\$18.11</b>	<b>\$29.84</b>	<b>\$46.78</b>	<b>\$17,627</b>	<b>\$24,391</b>	<b>\$37,664</b>	<b>\$62,063</b>	<b>\$97,297</b>
<b>11-0000</b>	<b>Management Occupations</b>	<b>8,730</b>	<b>4.9</b>	<b>\$50.83</b>	<b>\$105,730</b>	<b>2</b>	<b>\$21.80</b>	<b>\$32.40</b>	<b>\$46.61</b>	<b>\$66.03</b>	<b>#</b>	<b>\$45,340</b>	<b>\$67,380</b>	<b>\$96,950</b>	<b>\$137,340</b>	<b>#</b>
11-1011	Chief executives	160	8.7	\$84.40	\$175,540	3.8	\$48.62	#	#	#	#	\$101,130	#	#	#	#
11-1021	General and operations managers	2,640	5.5	\$51.86	\$107,870	2.9	\$21.07	\$30.06	\$46.17	#	#	\$43,830	\$62,530	\$96,040	#	#
11-2011	Advertising and promotions managers	70	29.3	\$36.64	\$76,210	14	\$19.76	\$21.95	\$25.46	\$48.40	\$59.48	\$41,110	\$45,660	\$52,950	\$100,660	\$123,710
11-2021	Marketing managers	410	9.2	\$55.06	\$114,530	3.1	\$28.04	\$36.87	\$50.83	\$68.56	#	\$58,320	\$76,690	\$105,720	\$142,600	#
11-2022	Sales managers	310	11.5	\$57.22	\$119,020	2.9	\$27.66	\$39.21	\$52.50	#	#	\$57,540	\$81,560	\$109,190	#	#
11-2031	Public relations managers	60	18.8	\$39.77	\$82,720	3.9	\$17.46	\$24.36	\$37.89	\$53.23	\$63.07	\$36,320	\$50,670	\$78,800	\$110,720	\$131,190
11-3011	Administrative services managers	240	22.2	\$35.68	\$74,210	3.5	\$16.81	\$29.35	\$34.15	\$44.20	\$54.03	\$34,960	\$61,040	\$71,030	\$91,930	\$112,380
11-3021	Computer and information systems managers	560	10.7	\$56.60	\$117,720	2.3	\$36.71	\$44.97	\$54.64	\$66.96	#	\$76,360	\$93,540	\$113,640	\$139,280	#
11-3031	Financial managers	460	9.7	\$58.08	\$120,800	3.2	\$31.30	\$40.60	\$54.30	#	#	\$65,110	\$84,440	\$112,940	#	#
11-3041	Compensation and benefits managers	60	11.7	\$38.05	\$79,140	5.8	\$20.98	\$25.26	\$32.56	\$44.01	\$62.20	\$43,630	\$52,530	\$67,710	\$91,530	\$129,370
11-3049	Human resources managers, all other	80	17.6	\$45.64	\$94,930	3.5	\$29.49	\$34.88	\$40.94	\$54.43	\$68.40	\$61,340	\$72,540	\$85,160	\$113,220	\$142,270
11-3051	Industrial production managers	170	11	\$53.86	\$112,020	6	\$29.18	\$38.24	\$50.77	\$64.40	#	\$60,700	\$79,540	\$105,600	\$133,960	#
11-3061	Purchasing managers	120	21.4	\$48.80	\$101,500	2.2	\$31.30	\$38.64	\$48.20	\$58.30	\$67.73	\$65,110	\$80,360	\$100,250	\$121,260	\$140,870
11-3071	Transportation, storage, and distribution managers	160	15.3	\$42.19	\$87,750	2.6	\$23.38	\$31.80	\$41.65	\$53.65	\$60.86	\$48,630	\$66,140	\$86,620	\$111,590	\$126,580
11-9021	Construction managers	#	#	\$43.12	\$89,690	8.6	\$28.98	\$32.32	\$40.02	\$51.35	\$58.00	\$60,270	\$67,230	\$83,250	\$106,810	\$120,650
11-9031	Education administrators, preschool and child care center/program	60	46.8	\$24.11	\$50,150	9.6	\$17.94	\$19.16	\$21.52	\$29.64	\$33.55	\$37,310	\$39,850	\$44,750	\$61,650	\$69,780
11-9041	Engineering managers	650	8	\$65.25	\$135,730	4.3	\$42.01	\$51.16	\$63.54	#	#	\$87,380	\$106,410	\$132,160	#	#
11-9051	Food service managers	190	19	\$22.22	\$46,210	6.9	\$13.91	\$15.77	\$20.46	\$25.86	\$34.92	\$28,940	\$32,810	\$42,570	\$53,780	\$72,640
11-9081	Lodging managers	30	30.2	\$25.08	\$52,160	5.8	\$14.07	\$17.05	\$25.36	\$28.62	\$35.45	\$29,270	\$35,470	\$52,760	\$59,530	\$73,730
11-9111	Medical and health services managers	290	8.1	\$35.05	\$72,900	4	\$13.29	\$22.97	\$35.99	\$43.13	\$53.09	\$27,630	\$47,770	\$74,850	\$89,700	\$110,430
11-9121	Natural sciences managers	200	17.9	\$72.53	\$150,860	5.5	\$48.12	\$54.07	\$64.87	#	#	\$100,080	\$112,460	\$134,940	#	#
11-9141	Property, real estate, and community association managers	280	42.6	\$22.81	\$47,440	4.3	\$14.24	\$18.09	\$20.80	\$25.59	\$31.30	\$29,610	\$37,630	\$43,260	\$53,230	\$65,110
11-9151	Social and community service managers	120	18.3	\$27.58	\$57,360	3.3	\$17.79	\$21.87	\$26.76	\$32.60	\$38.24	\$37,010	\$45,490	\$55,660	\$67,800	\$79,540
11-9199	Managers, all other	710	6.8	\$57.22	\$119,020	5.5	\$32.29	\$41.67	\$53.15	\$69.83	#	\$67,160	\$86,660	\$110,560	\$145,240	#
<b>13-0000</b>	<b>Business and Financial Operations Occupations</b>	<b>8,840</b>	<b>5.4</b>	<b>\$32.23</b>	<b>\$67,030</b>	<b>3</b>	<b>\$15.91</b>	<b>\$21.54</b>	<b>\$29.28</b>	<b>\$40.07</b>	<b>\$53.44</b>	<b>\$33,100</b>	<b>\$44,800</b>	<b>\$60,910</b>	<b>\$83,340</b>	<b>\$111,150</b>
13-1021	Purchasing agents and buyers, farm products	#	#	\$14.47	\$30,090	3.8	\$9.88	\$10.46	\$11.43	\$14.92	\$31.40	\$20,550	\$21,760	\$23,780	\$31,040	\$65,320
13-1022	Wholesale and retail buyers, except farm products	180	21.2	\$19.05	\$39,620	5.5	\$9.75	\$12.42	\$16.93	\$24.90	\$31.39	\$20,280	\$25,840	\$35,210	\$51,800	\$65,290
13-1023	Purchasing agents, except wholesale, retail, and farm products	630	11.4	\$26.76	\$55,660	2.5	\$15.24	\$20.02	\$26.17	\$33.12	\$39.36	\$31,710	\$41,640	\$54,440	\$68,890	\$81,860

# Data unavailable

Occupational Code	Occupational Title	Employment Estimate	Employment Percentage Relative Standard Error	Average Hourly Wage	Average Annual Wage	Wage Percentage Relative Standard Error	10th Percentile (Hourly)	25th Percentile (Hourly)	50th Percentile (Hourly)	75th Percentile (Hourly)	90th Percentile (Hourly)	10th Percentile (Annual)	25th Percentile (Annual)	50th Percentile (Annual)	75th Percentile (Annual)	90th Percentile (Annual)
13-1041	Compliance officers, except agriculture, construction, health and safety, and transportation	160	32.2	\$28.70	\$59,700	3.8	\$18.24	\$19.79	\$22.69	\$34.74	\$48.56	\$37,940	\$41,170	\$47,200	\$72,260	\$101,000
13-1051	Cost estimators	350	13.7	\$30.23	\$62,870	10.8	\$13.46	\$20.04	\$26.71	\$37.86	\$49.93	\$28,000	\$41,680	\$55,560	\$78,740	\$103,860
13-1071	Employment, recruitment, and placement specialists	150	12.4	\$24.94	\$51,880	7.1	\$14.13	\$15.50	\$18.13	\$29.96	\$43.48	\$29,380	\$32,250	\$37,710	\$62,320	\$90,430
13-1072	Compensation, benefits, and job analysis specialists	160	11.8	\$27.55	\$57,300	4.4	\$15.21	\$18.66	\$25.21	\$35.44	\$43.71	\$31,650	\$38,820	\$52,440	\$73,710	\$90,920
13-1073	Training and development specialists	240	20	\$27.58	\$57,360	3.9	\$14.39	\$22.49	\$26.75	\$34.07	\$42.21	\$29,940	\$46,770	\$55,640	\$70,860	\$87,790
13-1079	Human resources, training, and labor relations specialists, all other	200	9.8	\$28.54	\$59,370	6.8	\$13.92	\$21.67	\$28.19	\$34.24	\$43.94	\$28,960	\$45,080	\$58,630	\$71,210	\$91,390
13-1081	Logisticians	230	26.1	\$34.95	\$72,700	4.3	\$22.89	\$26.75	\$33.48	\$42.45	\$49.52	\$47,600	\$55,640	\$69,640	\$88,300	\$103,010
13-1111	Management analysts	590	14.5	\$37.64	\$78,300	4	\$18.11	\$27.01	\$36.41	\$47.14	\$60.08	\$37,660	\$56,180	\$75,740	\$98,040	\$124,970
13-1121	Meeting and convention planners	100	15.1	\$19.69	\$40,950	12.6	\$10.23	\$11.71	\$17.04	\$24.18	\$32.27	\$21,270	\$24,350	\$35,440	\$50,300	\$67,130
13-1199	Business operations specialists, all other	2,420	5.7	\$37.40	\$77,790	4.2	\$19.32	\$26.04	\$35.09	\$47.73	\$59.97	\$40,190	\$54,150	\$72,980	\$99,280	\$124,730
13-2011	Accountants and auditors	1,740	8.3	\$30.32	\$63,060	3.5	\$17.85	\$22.18	\$27.53	\$34.87	\$47.17	\$37,130	\$46,140	\$57,250	\$72,540	\$98,100
13-2021	Appraisers and assessors of real estate	80	38.2	\$27.34	\$56,870	5.1	\$16.77	\$20.73	\$24.85	\$34.12	\$43.31	\$34,880	\$43,120	\$51,690	\$70,970	\$90,080
13-2031	Budget analysts	#	#	\$30.33	\$63,090	1.6	\$21.73	\$25.34	\$30.29	\$36.00	\$40.21	\$45,190	\$52,700	\$63,010	\$74,890	\$83,650
13-2041	Credit analysts	#	#	\$26.08	\$54,260	5.5	\$14.98	\$18.19	\$23.75	\$32.09	\$38.35	\$31,160	\$37,840	\$49,400	\$66,740	\$79,760
13-2051	Financial analysts	290	13.9	\$40.56	\$84,370	15.3	\$17.64	\$21.46	\$32.80	\$50.78	#	\$36,690	\$44,640	\$68,230	\$105,620	#
13-2052	Personal financial advisors	90	43.6	\$38.26	\$79,580	13.6	\$19.92	\$26.26	\$32.15	\$38.90	\$68.81	\$41,430	\$54,620	\$66,880	\$80,910	\$143,130
13-2072	Loan officers	620	16.6	\$33.50	\$69,690	10	\$15.30	\$18.38	\$31.01	\$43.81	\$54.62	\$31,820	\$38,230	\$64,490	\$91,130	\$113,610
13-2099	Financial specialists, all other	270	43.9	\$25.13	\$52,260	9.5	\$13.75	\$16.45	\$21.89	\$29.88	\$38.01	\$28,610	\$34,210	\$45,540	\$62,150	\$79,050
<b>15-0000</b>	<b>Computer and Mathematical Occupations</b>	<b>11,240</b>	<b>5.5</b>	<b>\$38.40</b>	<b>\$79,870</b>	<b>2.1</b>	<b>\$20.57</b>	<b>\$27.56</b>	<b>\$37.00</b>	<b>\$47.10</b>	<b>\$57.39</b>	<b>\$42,790</b>	<b>\$57,330</b>	<b>\$76,970</b>	<b>\$97,960</b>	<b>\$119,380</b>
15-1011	Computer and information scientists, research	#	#	\$41.78	\$86,890	7	\$20.63	\$27.27	\$45.02	\$53.81	\$59.01	\$42,910	\$56,730	\$93,630	\$111,930	\$122,750
15-1021	Computer programmers	850	14.5	\$37.81	\$78,640	6.2	\$18.15	\$28.29	\$37.97	\$46.56	\$56.79	\$37,750	\$58,850	\$78,970	\$96,850	\$118,130
15-1031	Computer software engineers, applications	2,510	11.2	\$44.59	\$92,760	3.9	\$27.72	\$33.76	\$41.82	\$51.30	\$62.26	\$57,670	\$70,210	\$86,990	\$106,700	\$129,500
15-1032	Computer software engineers, systems software	1,410	11.4	\$44.07	\$91,660	2.7	\$26.83	\$33.42	\$43.25	\$54.01	\$63.60	\$55,810	\$69,500	\$89,950	\$112,330	\$132,280
15-1041	Computer support specialists	1,410	9.3	\$24.72	\$51,420	5.8	\$12.32	\$16.86	\$23.10	\$30.58	\$40.55	\$25,620	\$35,080	\$48,050	\$63,610	\$84,350
15-1061	Database administrators	270	16.6	\$40.12	\$83,460	2.4	\$22.85	\$32.20	\$41.76	\$49.64	\$55.64	\$47,520	\$66,970	\$86,860	\$103,260	\$115,720
15-1071	Network and computer systems administrators	740	11.2	\$38.67	\$80,430	8.4	\$20.76	\$25.75	\$33.50	\$44.15	\$68.55	\$43,180	\$53,550	\$69,680	\$91,840	\$142,580
15-1081	Network systems and data communications analysts	440	13.5	\$35.52	\$73,880	6.8	\$17.46	\$25.08	\$33.17	\$47.61	\$55.64	\$36,320	\$52,160	\$68,990	\$99,030	\$115,730
15-1099	Computer specialists, all other	490	5.3	\$33.91	\$70,520	3.9	\$20.20	\$25.29	\$31.94	\$40.66	\$51.83	\$42,010	\$52,590	\$66,420	\$84,580	\$107,800
15-2021	Mathematicians	30	0	\$37.62	\$78,250	2.3	\$20.40	\$24.64	\$29.05	\$53.60	\$60.10	\$42,440	\$51,260	\$60,420	\$111,500	\$125,000
15-2031	Operations research analysts	80	16.2	\$33.72	\$70,140	7.5	\$18.31	\$22.46	\$30.89	\$42.97	\$55.18	\$38,080	\$46,720	\$64,250	\$89,370	\$114,770
15-2041	Statisticians	#	#	\$35.94	\$74,750	16.6	\$18.40	\$23.34	\$35.78	\$47.13	\$55.97	\$38,270	\$48,550	\$74,420	\$98,030	\$116,410

# Data unavailable

Occupational Code	Occupational Title	Employment Estimate	Employment Percentage Relative Standard Error	Average Hourly Wage	Average Annual Wage	Wage Percentage Relative Standard Error	10th Percentile (Hourly)	25th Percentile (Hourly)	50th Percentile (Hourly)	75th Percentile (Hourly)	90th Percentile (Hourly)	10th Percentile (Annual)	25th Percentile (Annual)	50th Percentile (Annual)	75th Percentile (Annual)	90th Percentile (Annual)
<b>17-0000</b>	<b>Architecture and Engineering Occupations</b>	<b>7,900</b>	<b>7.3</b>	<b>\$39.29</b>	<b>\$81,720</b>	<b>2.8</b>	<b>\$20.42</b>	<b>\$26.83</b>	<b>\$37.02</b>	<b>\$50.05</b>	<b>\$63.26</b>	<b>\$42,470</b>	<b>\$55,800</b>	<b>\$77,000</b>	<b>\$104,100</b>	<b>\$131,570</b>
17-1011	Architects, except landscape and naval	260	19.9	\$29.45	\$61,260	4.2	\$20.06	\$22.65	\$27.04	\$35.75	\$41.58	\$41,730	\$47,120	\$56,240	\$74,360	\$86,490
17-1012	Landscape architects	50	35	\$30.46	\$63,350	6.3	\$19.29	\$22.19	\$26.42	\$36.75	\$43.17	\$40,130	\$46,150	\$54,950	\$76,430	\$89,790
17-1021	Cartographers and photogrammetrists	90	7.2	\$28.11	\$58,480	4	\$17.40	\$20.53	\$25.95	\$34.45	\$44.23	\$36,200	\$42,690	\$53,970	\$71,660	\$92,000
17-1022	Surveyors	#	#	\$22.38	\$46,540	7.8	\$13.33	\$17.62	\$22.43	\$26.80	\$32.71	\$27,730	\$36,640	\$46,660	\$55,730	\$68,030
17-2011	Aerospace engineers	260	38.7	\$46.32	\$96,350	3.7	\$29.51	\$35.86	\$45.87	\$57.12	\$65.99	\$61,390	\$74,600	\$95,410	\$118,810	\$137,250
17-2041	Chemical engineers	#	#	\$74.61	\$155,190	15.1	\$40.13	\$49.77	#	#	#	\$83,470	\$103,520	#	#	#
17-2051	Civil engineers	270	19.9	\$37.00	\$76,960	11.6	\$21.80	\$25.42	\$31.80	\$39.38	\$68.10	\$45,340	\$52,880	\$66,130	\$81,920	\$141,660
17-2061	Computer hardware engineers	1,780	14.9	\$50.55	\$105,150	3.7	\$31.93	\$38.35	\$49.66	\$62.24	#	\$66,410	\$79,770	\$103,300	\$129,460	#
17-2071	Electrical engineers	370	6.8	\$44.37	\$92,290	2.2	\$29.16	\$34.59	\$42.99	\$54.24	\$62.89	\$60,650	\$71,940	\$89,410	\$112,820	\$130,800
17-2072	Electronics engineers, except computer	680	13.5	\$44.54	\$92,650	3.5	\$28.71	\$33.74	\$43.46	\$56.10	\$65.70	\$59,720	\$70,180	\$90,400	\$116,690	\$136,660
17-2081	Environmental engineers	#	#	\$31.97	\$66,490	2.3	\$17.75	\$21.19	\$27.97	\$43.35	\$53.11	\$36,920	\$44,080	\$58,170	\$90,180	\$110,460
17-2112	Industrial engineers	680	16.5	\$39.08	\$81,290	2.4	\$25.60	\$30.75	\$37.43	\$45.48	\$58.39	\$53,250	\$63,960	\$77,860	\$94,590	\$121,450
17-2141	Mechanical engineers	650	30.1	\$38.48	\$80,050	5.5	\$25.00	\$29.14	\$39.18	\$45.85	\$54.21	\$52,000	\$60,620	\$81,500	\$95,360	\$112,750
17-2199	Engineers, all other	320	22.8	\$35.87	\$74,620	5.9	\$18.23	\$26.24	\$33.54	\$45.76	\$58.96	\$37,920	\$54,570	\$69,760	\$95,190	\$122,640
17-3011	Architectural and civil drafters	260	21.3	\$21.29	\$44,280	7	\$11.04	\$18.34	\$22.02	\$24.86	\$28.57	\$22,960	\$38,140	\$45,810	\$51,720	\$59,430
17-3012	Electrical and electronics drafters	80	36.9	\$31.72	\$65,970	3.5	\$20.10	\$25.69	\$31.96	\$38.10	\$43.88	\$41,800	\$53,440	\$66,470	\$79,240	\$91,270
17-3013	Mechanical drafters	60	34.1	\$20.65	\$42,960	5.1	\$13.28	\$14.89	\$19.76	\$25.00	\$30.70	\$27,610	\$30,980	\$41,110	\$52,000	\$63,860
17-3022	Civil engineering technicians	70	31.9	\$23.26	\$48,380	3.3	\$15.80	\$19.32	\$23.43	\$27.06	\$30.67	\$32,870	\$40,190	\$48,720	\$56,290	\$63,790
17-3023	Electrical and electronic engineering technicians	430	18.3	\$23.31	\$48,480	2.2	\$14.41	\$18.82	\$22.39	\$27.84	\$33.37	\$29,970	\$39,150	\$46,570	\$57,910	\$69,410
17-3026	Industrial engineering technicians	210	6.5	\$28.53	\$59,340	4.2	\$18.06	\$21.02	\$26.15	\$34.61	\$44.91	\$37,560	\$43,730	\$54,390	\$72,000	\$93,410
17-3027	Mechanical engineering technicians	#	#	\$21.76	\$45,260	8.7	\$12.66	\$14.20	\$21.12	\$26.12	\$33.59	\$26,320	\$29,530	\$43,930	\$54,330	\$69,870
17-3029	Engineering technicians, except drafters, all other	130	10.4	\$25.80	\$53,670	1.7	\$13.19	\$18.91	\$26.15	\$32.65	\$38.34	\$27,430	\$39,320	\$54,380	\$67,900	\$79,740
17-3031	Surveying and mapping technicians	110	22.1	\$18.01	\$37,450	7.7	\$10.32	\$14.35	\$18.19	\$21.78	\$25.73	\$21,460	\$29,840	\$37,840	\$45,290	\$53,530
<b>19-0000</b>	<b>Life, Physical, and Social Science Occupations</b>	<b>5,860</b>	<b>5.8</b>	<b>\$32.71</b>	<b>\$68,040</b>	<b>3.3</b>	<b>\$16.30</b>	<b>\$21.55</b>	<b>\$29.06</b>	<b>\$41.54</b>	<b>\$55.68</b>	<b>\$33,900</b>	<b>\$44,830</b>	<b>\$60,450</b>	<b>\$86,390</b>	<b>\$115,820</b>
19-1021	Biochemists and biophysicists	200	25.4	\$44.67	\$92,920	11.1	\$30.88	\$36.90	\$41.94	\$50.96	\$62.25	\$64,230	\$76,740	\$87,230	\$105,990	\$129,490
19-1022	Microbiologists	#	#	\$40.72	\$84,690	19.2	\$18.70	\$21.19	\$26.53	\$41.64	#	\$38,890	\$44,080	\$55,170	\$86,610	#
19-1023	Zoologists and wildlife biologists	#	#	\$29.78	\$61,950	3.2	\$13.03	\$14.58	\$21.96	\$52.53	\$58.96	\$27,110	\$30,330	\$45,670	\$109,270	\$122,640
19-1031	Conservation scientists	#	#	\$27.45	\$57,100	3.5	\$24.95	\$26.01	\$27.77	\$29.55	\$30.62	\$51,900	\$54,100	\$57,760	\$61,460	\$63,680
19-2011	Astronomers	#	#	\$43.64	\$90,760	2.6	\$25.87	\$29.88	\$41.05	\$52.92	\$68.41	\$53,810	\$62,150	\$85,380	\$110,070	\$142,290
19-2012	Physicists	540	0.1	\$41.81	\$86,970	5.4	\$20.11	\$25.86	\$41.14	\$56.05	\$69.35	\$41,830	\$53,800	\$85,560	\$116,580	\$144,240
19-2031	Chemists	510	5.4	\$37.49	\$77,970	8.1	\$16.52	\$22.17	\$34.76	\$51.74	\$61.78	\$34,360	\$46,100	\$72,290	\$107,630	\$128,490

# Data unavailable

Occupational Code	Occupational Title	Employment Estimate	Employment Percentage Relative Standard Error	Average Hourly Wage	Average Annual Wage	Wage Percentage Relative Standard Error	10th Percentile (Hourly)	25th Percentile (Hourly)	50th Percentile (Hourly)	75th Percentile (Hourly)	90th Percentile (Hourly)	10th Percentile (Annual)	25th Percentile (Annual)	50th Percentile (Annual)	75th Percentile (Annual)	90th Percentile (Annual)
19-2032	Materials scientists	#	#	\$32.44	\$67,480	2.2	\$23.94	\$26.75	\$31.54	\$36.61	\$43.38	\$49,800	\$55,640	\$65,610	\$76,150	\$90,230
19-2041	Environmental scientists and specialists, including health	130	27.4	\$35.25	\$73,310	3.4	\$20.49	\$24.60	\$31.09	\$42.98	\$60.57	\$42,610	\$51,160	\$64,680	\$89,410	\$125,990
19-2042	Geoscientists, except hydrologists and geographers	#	#	\$29.31	\$60,970	8.4	\$18.45	\$20.44	\$26.29	\$36.69	\$45.79	\$38,390	\$42,510	\$54,680	\$76,320	\$95,240
19-3021	Market research analysts	290	17.5	\$31.08	\$64,650	9.2	\$14.13	\$18.99	\$23.94	\$38.22	\$61.50	\$29,400	\$39,500	\$49,800	\$79,490	\$127,910
19-3031	Clinical, counseling, and school psychologists	150	18.5	\$28.45	\$59,180	4	\$15.22	\$19.95	\$29.11	\$35.59	\$42.89	\$31,650	\$41,500	\$60,550	\$74,020	\$89,210
19-3051	Urban and regional planners	100	26.6	\$31.62	\$65,770	1.3	\$20.61	\$25.03	\$31.06	\$36.41	\$42.96	\$42,860	\$52,060	\$64,610	\$75,740	\$89,350
19-3091	Anthropologists and archeologists	40	29.9	\$23.06	\$47,970	8.1	\$14.40	\$16.70	\$23.67	\$27.30	\$31.26	\$29,940	\$34,730	\$49,230	\$56,780	\$65,020
19-4031	Chemical technicians	#	#	\$22.76	\$47,340	2.4	\$17.95	\$19.73	\$22.82	\$25.92	\$27.78	\$37,330	\$41,030	\$47,460	\$53,910	\$57,780
19-4091	Environmental science and protection technicians, including health	#	#	\$21.70	\$45,140	2.4	\$15.54	\$17.99	\$21.56	\$25.33	\$28.36	\$32,320	\$37,430	\$44,850	\$52,680	\$58,990
19-4099	Life, physical, and social science technicians, all other	210	14.6	\$18.15	\$37,750	6.6	\$10.03	\$11.81	\$15.35	\$23.16	\$31.84	\$20,860	\$24,560	\$31,930	\$48,180	\$66,240
<b>21-0000</b>	<b>Community and Social Services Occupations</b>	<b>1,880</b>	<b>4.1</b>	<b>\$19.69</b>	<b>\$40,950</b>	<b>2.7</b>	<b>\$12.30</b>	<b>\$14.49</b>	<b>\$18.64</b>	<b>\$23.42</b>	<b>\$28.74</b>	<b>\$25,590</b>	<b>\$30,140</b>	<b>\$38,770</b>	<b>\$48,710</b>	<b>\$59,770</b>
21-1011	Substance abuse and behavioral disorder counselors	140	46.3	\$20.37	\$42,370	2.5	\$15.96	\$18.10	\$20.68	\$22.78	\$24.32	\$33,200	\$37,660	\$43,010	\$47,390	\$50,580
21-1012	Educational, vocational, and school counselors	310	7.6	\$22.25	\$46,290	3.6	\$13.49	\$16.85	\$21.80	\$27.51	\$32.29	\$28,060	\$35,060	\$45,340	\$57,220	\$67,170
21-1015	Rehabilitation counselors	60	1.9	\$14.77	\$30,730	3	\$11.17	\$12.09	\$13.29	\$15.41	\$22.47	\$23,240	\$25,150	\$27,640	\$32,050	\$46,730
21-1021	Child, family, and school social workers	240	18.3	\$23.60	\$49,100	1.9	\$16.02	\$19.02	\$23.31	\$28.12	\$31.69	\$33,320	\$39,550	\$48,490	\$58,490	\$65,920
21-1022	Medical and public health social workers	100	7	\$21.27	\$44,230	1.5	\$15.31	\$18.65	\$21.25	\$24.00	\$27.95	\$31,840	\$38,790	\$44,190	\$49,930	\$58,130
21-1023	Mental health and substance abuse social workers	50	17.7	\$14.87	\$30,940	5.1	\$12.19	\$12.87	\$14.01	\$15.43	\$19.43	\$25,360	\$26,780	\$29,140	\$32,100	\$40,420
21-1029	Social workers, all other	#	#	\$17.92	\$37,270	13.1	\$12.95	\$14.33	\$15.68	\$17.94	\$21.43	\$26,940	\$29,810	\$32,620	\$37,310	\$44,580
21-1091	Health educators	60	13.8	\$21.98	\$45,720	2.8	\$12.09	\$13.84	\$17.59	\$31.88	\$36.07	\$25,140	\$28,790	\$36,590	\$66,300	\$75,030
21-1092	Probation officers and correctional treatment specialists	50	8.9	\$21.91	\$45,570	4.6	\$13.95	\$17.40	\$21.82	\$26.74	\$30.03	\$29,010	\$36,190	\$45,390	\$55,630	\$62,470
21-1093	Social and human service assistants	290	16.6	\$16.12	\$33,540	2.5	\$11.31	\$12.87	\$15.60	\$18.83	\$22.36	\$23,520	\$26,770	\$32,450	\$39,160	\$46,510
21-1099	Community and social service specialists, all other	300	6.6	\$16.20	\$33,690	3.2	\$11.67	\$12.86	\$15.41	\$18.32	\$23.62	\$24,270	\$26,750	\$32,060	\$38,110	\$49,130
<b>23-0000</b>	<b>Legal Occupations</b>	<b>#</b>	<b>#</b>	<b>\$30.55</b>	<b>\$63,540</b>	<b>6.9</b>	<b>\$12.92</b>	<b>\$16.85</b>	<b>\$24.43</b>	<b>\$42.67</b>	<b>\$52.57</b>	<b>\$26,880</b>	<b>\$35,050</b>	<b>\$50,810</b>	<b>\$88,760</b>	<b>\$109,340</b>
23-1011	Lawyers	650	20.5	\$38.20	\$79,450	10	\$12.74	\$21.80	\$40.29	\$48.14	\$62.20	\$26,510	\$45,340	\$83,790	\$100,120	\$129,370
23-2011	Paralegals and legal assistants	350	24.8	\$19.79	\$41,170	6.7	\$13.31	\$15.00	\$18.83	\$23.04	\$28.27	\$27,680	\$31,200	\$39,160	\$47,930	\$58,800
23-2093	Title examiners, abstractors, and searchers	100	42.3	\$18.91	\$39,340	12.4	\$7.99	\$13.10	\$17.63	\$24.58	\$29.45	\$16,620	\$27,240	\$36,670	\$51,120	\$61,250
<b>25-0000</b>	<b>Education, Training, and Library Occupations</b>	<b>10,230</b>	<b>2.3</b>	<b>\$23.52</b>	<b>\$48,930</b>	<b>5.9</b>	<b>\$10.70</b>	<b>\$14.36</b>	<b>\$21.30</b>	<b>\$28.97</b>	<b>\$39.08</b>	<b>\$22,260</b>	<b>\$29,870</b>	<b>\$44,310</b>	<b>\$60,260</b>	<b>\$81,280</b>
25-1194	Vocational education teachers, postsecondary	#	#	\$22.75	\$47,330	5.1	\$13.79	\$19.51	\$23.37	\$27.44	\$29.87	\$28,690	\$40,590	\$48,610	\$57,080	\$62,130
25-1199	Postsecondary teachers, all other	330	29.3	#	#	#	#	#	#	#	#	#	#	#	#	#
25-2011	Preschool teachers, except special education	630	13.5	\$12.71	\$26,440	7.4	\$9.54	\$10.33	\$11.67	\$13.91	\$18.01	\$19,850	\$21,500	\$24,280	\$28,940	\$37,460

# Data unavailable



Occupational Code	Occupational Title	Employment Estimate	Employment Percentage Relative Standard Error	Average Hourly Wage	Average Annual Wage	Wage Percentage Relative Standard Error	10th Percentile (Hourly)	25th Percentile (Hourly)	50th Percentile (Hourly)	75th Percentile (Hourly)	90th Percentile (Hourly)	10th Percentile (Annual)	25th Percentile (Annual)	50th Percentile (Annual)	75th Percentile (Annual)	90th Percentile (Annual)
25-3011	Adult literacy, remedial education, and GED teachers and instructors	60	47	\$15.89	\$33,050	5.6	\$12.66	\$14.41	\$15.75	\$17.10	\$18.06	\$26,340	\$29,960	\$32,770	\$35,570	\$37,560
25-3021	Self-enrichment education teachers	350	21.3	\$18.80	\$39,110	14.4	\$6.50	\$11.73	\$17.87	\$25.80	\$28.42	\$13,520	\$24,410	\$37,170	\$53,670	\$59,100
25-3099	Teachers and instructors, all other	740	12.1	#	\$48,540	14.5	#	#	#	#	#	\$22,100	\$26,460	\$31,960	\$55,980	\$136,390
25-4021	Librarians	210	6.5	\$27.97	\$58,170	1.6	\$19.22	\$22.19	\$27.25	\$33.26	\$38.99	\$39,970	\$46,150	\$56,690	\$69,190	\$81,100
25-4031	Library technicians	190	13.8	\$16.62	\$34,570	3.2	\$11.06	\$13.41	\$16.93	\$20.21	\$22.01	\$23,000	\$27,900	\$35,210	\$42,040	\$45,780
25-9031	Instructional coordinators	#	#	\$27.76	\$57,740	10.5	\$16.80	\$20.54	\$23.96	\$35.99	\$45.03	\$34,940	\$42,730	\$49,830	\$74,850	\$93,660
25-9099	Education, training, and library workers, all other	30	8.1	\$19.06	\$39,640	3.4	\$14.04	\$15.51	\$18.48	\$22.21	\$26.41	\$29,210	\$32,250	\$38,440	\$46,210	\$54,930
<b>27-0000</b>	<b>Arts, Design, Entertainment, Sports, and Media Occupations</b>	<b>2,840</b>	<b>9.6</b>	<b>\$25.73</b>	<b>\$53,510</b>	<b>5.1</b>	<b>\$9.81</b>	<b>\$15.14</b>	<b>\$21.64</b>	<b>\$32.42</b>	<b>\$50.42</b>	<b>\$20,400</b>	<b>\$31,490</b>	<b>\$45,020</b>	<b>\$67,420</b>	<b>\$104,870</b>
27-1012	Craft artists	#	#	\$10.82	\$22,510	28.8	\$5.71	\$6.41	\$7.57	\$13.20	\$21.82	\$11,870	\$13,330	\$15,750	\$27,460	\$45,390
27-1014	Multi-media artists and animators	40	20.8	\$19.00	\$39,510	3.9	\$12.32	\$16.02	\$18.83	\$22.01	\$26.06	\$25,620	\$33,320	\$39,160	\$45,780	\$54,190
27-1021	Commercial and industrial designers	50	26.8	\$28.79	\$59,890	5.8	\$20.17	\$22.87	\$27.94	\$33.94	\$38.07	\$41,940	\$47,570	\$58,120	\$70,590	\$79,190
27-1023	Floral designers	80	13.3	\$13.38	\$27,830	2.8	\$10.34	\$11.93	\$13.51	\$15.16	\$16.69	\$21,510	\$24,820	\$28,100	\$31,530	\$34,710
27-1024	Graphic designers	320	9.8	\$23.50	\$48,890	4.5	\$14.69	\$17.05	\$20.83	\$26.98	\$37.62	\$30,550	\$35,470	\$43,320	\$56,120	\$78,250
27-1025	Interior designers	110	31.6	#	#	#	#	#	#	#	#	#	#	#	#	#
27-1026	Merchandise displayers and window trimmers	#	#	\$15.55	\$32,340	12.2	\$10.83	\$12.40	\$14.94	\$19.22	\$21.03	\$22,520	\$25,790	\$31,080	\$39,980	\$43,740
27-1029	Designers, all other	40	49.4	\$18.56	\$38,600	14.4	\$12.30	\$13.40	\$15.24	\$23.37	\$27.81	\$25,590	\$27,860	\$31,700	\$48,610	\$57,840
27-2012	Producers and directors	40	24.6	\$29.23	\$60,790	6.3	\$13.50	\$19.83	\$25.85	\$38.88	\$46.47	\$28,070	\$41,250	\$53,760	\$80,860	\$96,650
27-2022	Coaches and scouts	270	36.7	#	\$36,770	9.5	#	#	#	#	#	\$13,430	\$18,540	\$27,270	\$43,220	\$69,580
27-3031	Public relations specialists	590	26	\$27.29	\$56,760	5.1	\$14.78	\$18.58	\$23.20	\$31.84	\$48.25	\$30,740	\$38,650	\$48,270	\$66,230	\$100,350
27-3041	Editors	200	17	\$23.03	\$47,900	3.5	\$14.30	\$18.24	\$21.89	\$26.89	\$34.72	\$29,740	\$37,940	\$45,530	\$55,930	\$72,220
27-3042	Technical writers	180	17.3	\$33.78	\$70,260	3.5	\$23.53	\$27.82	\$33.62	\$39.78	\$46.16	\$48,940	\$57,870	\$69,940	\$82,730	\$96,010
27-3043	Writers and authors	70	11.8	\$27.22	\$56,620	4.6	\$15.82	\$19.52	\$25.88	\$34.35	\$41.97	\$32,900	\$40,600	\$53,820	\$71,450	\$87,300
27-3091	Interpreters and translators	#	#	\$46.95	\$97,650	3.5	\$22.12	\$48.12	\$52.07	\$56.02	\$58.40	\$46,020	\$100,080	\$108,310	\$116,530	\$121,470
27-3099	Media and communication workers, all other	50	37.2	\$26.02	\$54,120	7.7	\$13.60	\$18.42	\$23.75	\$35.39	\$42.66	\$28,290	\$38,310	\$49,400	\$73,610	\$88,730
27-4011	Audio and video equipment technicians	#	#	\$18.35	\$38,180	3.5	\$13.46	\$15.30	\$17.20	\$21.40	\$26.19	\$28,000	\$31,820	\$35,790	\$44,510	\$54,470
27-4012	Broadcast technicians	40	26.4	\$18.75	\$39,000	8.2	\$8.99	\$14.58	\$18.26	\$22.91	\$29.29	\$18,690	\$30,330	\$37,990	\$47,650	\$60,930
27-4021	Photographers	80	34.4	#	#	#	#	#	#	#	#	#	#	#	#	#
27-4099	Media and communication equipment workers, all other	70	34.3	\$21.59	\$44,900	5.6	\$10.52	\$12.91	\$22.38	\$27.94	\$34.91	\$21,890	\$26,850	\$46,550	\$58,110	\$72,620
<b>29-0000</b>	<b>Healthcare Practitioners and Technical Occupations</b>	<b>7,030</b>	<b>8.6</b>	<b>\$31.65</b>	<b>\$65,840</b>	<b>3</b>	<b>\$15.48</b>	<b>\$21.09</b>	<b>\$27.91</b>	<b>\$35.04</b>	<b>\$48.63</b>	<b>\$32,190</b>	<b>\$43,860</b>	<b>\$58,060</b>	<b>\$72,890</b>	<b>\$101,140</b>
29-1011	Chiropractors	80	30.9	\$31.66	\$65,850	23.1	\$15.00	\$16.64	\$29.34	\$35.94	\$62.41	\$31,200	\$34,610	\$61,030	\$74,760	\$129,800

# Data unavailable



Occupational Code	Occupational Title	Employment Estimate	Employment Percentage Relative Standard Error	Average Hourly Wage	Average Annual Wage	Wage Percentage Relative Standard Error	10th Percentile (Hourly)	25th Percentile (Hourly)	50th Percentile (Hourly)	75th Percentile (Hourly)	90th Percentile (Hourly)	10th Percentile (Annual)	25th Percentile (Annual)	50th Percentile (Annual)	75th Percentile (Annual)	90th Percentile (Annual)
29-1031	Dietitians and nutritionists	40	8.5	\$21.42	\$44,550	3.7	\$11.38	\$19.02	\$21.78	\$24.86	\$28.54	\$23,660	\$39,570	\$45,290	\$51,720	\$59,360
29-1041	Optometrists	60	27.9	#	#	#	#	#	#	#	#	#	#	#	#	#
29-1051	Pharmacists	280	17.3	\$44.96	\$93,510	2.2	\$37.68	\$40.78	\$44.86	\$50.11	\$55.92	\$78,380	\$84,820	\$93,300	\$104,240	\$116,310
29-1062	Family and general practitioners	140	33.2	\$66.80	\$138,930	10.5	\$22.70	\$54.52	\$68.72	#	#	\$47,210	\$113,410	\$142,930	#	#
29-1069	Physicians and surgeons, all other	#	#	\$78.71	\$163,720	10.4	\$49.15	\$64.55	#	#	#	\$102,240	\$134,270	#	#	#
29-1071	Physician assistants	130	31.3	\$32.36	\$67,310	3.9	\$25.51	\$29.35	\$32.28	\$36.02	\$42.26	\$53,060	\$61,050	\$67,140	\$74,930	\$87,900
29-1111	Registered nurses	2,530	12.4	\$29.01	\$60,340	1.3	\$21.80	\$25.21	\$29.28	\$33.29	\$35.97	\$45,350	\$52,440	\$60,890	\$69,250	\$74,820
29-1121	Audiologists	30	7.6	\$27.60	\$57,420	2.3	\$20.18	\$23.27	\$26.75	\$29.81	\$41.05	\$41,980	\$48,410	\$55,640	\$62,000	\$85,380
29-1122	Occupational therapists	190	13.9	\$25.95	\$53,970	3.1	\$15.28	\$21.77	\$26.81	\$30.62	\$35.22	\$31,780	\$45,280	\$55,760	\$63,700	\$73,250
29-1123	Physical therapists	310	14.2	\$28.21	\$58,680	1.7	\$22.92	\$24.90	\$27.43	\$31.12	\$36.03	\$47,680	\$51,790	\$57,060	\$64,730	\$74,940
29-1126	Respiratory therapists	70	10.4	\$23.90	\$49,710	1.7	\$18.91	\$21.04	\$24.40	\$27.11	\$28.88	\$39,320	\$43,760	\$50,740	\$56,390	\$60,070
29-1127	Speech-language pathologists	130	9.2	\$28.87	\$60,050	1.3	\$20.01	\$23.57	\$27.68	\$33.84	\$38.67	\$41,620	\$49,020	\$57,580	\$70,390	\$80,430
29-1131	Veterinarians	120	23.9	\$36.96	\$76,880	18.1	\$17.54	\$24.14	\$33.42	\$38.78	\$58.31	\$36,490	\$50,220	\$69,520	\$80,650	\$121,280
29-1199	Health diagnosing and treating practitioners, all other	#	#	\$24.25	\$50,440	12.3	\$19.93	\$20.96	\$22.67	\$24.38	\$33.62	\$41,460	\$43,600	\$47,160	\$50,710	\$69,920
29-2011	Medical and clinical laboratory technologists	100	24.4	\$20.99	\$43,660	4	\$13.56	\$16.85	\$20.61	\$24.69	\$28.54	\$28,210	\$35,060	\$42,870	\$51,350	\$59,360
29-2021	Dental hygienists	300	32.4	\$37.51	\$78,010	4.5	\$29.71	\$32.74	\$38.57	\$43.38	\$46.36	\$61,790	\$68,100	\$80,230	\$90,220	\$96,440
29-2031	Cardiovascular technologists and technicians	40	20.6	\$25.29	\$52,610	4	\$15.31	\$18.38	\$24.45	\$30.82	\$38.66	\$31,840	\$38,230	\$50,850	\$64,110	\$80,420
29-2032	Diagnostic medical sonographers	#	#	\$32.89	\$68,410	4.6	\$25.18	\$27.62	\$32.48	\$38.38	\$44.18	\$52,360	\$57,440	\$67,550	\$79,820	\$91,900
29-2033	Nuclear medicine technologists	30	27.2	\$31.16	\$64,820	2.1	\$25.72	\$28.63	\$31.38	\$34.31	\$36.76	\$53,500	\$59,550	\$65,260	\$71,370	\$76,460
29-2034	Radiologic technologists and technicians	260	17.2	\$25.98	\$54,040	2.2	\$19.08	\$22.01	\$25.66	\$29.91	\$35.11	\$39,680	\$45,790	\$53,380	\$62,220	\$73,020
29-2041	Emergency medical technicians and paramedics	140	36.5	\$14.65	\$30,470	4.2	\$9.78	\$11.97	\$14.81	\$16.96	\$19.43	\$20,350	\$24,890	\$30,810	\$35,280	\$40,410
29-2052	Pharmacy technicians	210	7.3	\$14.79	\$30,770	1.6	\$11.49	\$12.74	\$14.77	\$16.97	\$18.34	\$23,900	\$26,500	\$30,720	\$35,290	\$38,140
29-2055	Surgical technologists	100	10.6	\$19.45	\$40,450	1.8	\$14.90	\$16.97	\$19.18	\$21.55	\$24.48	\$30,990	\$35,290	\$39,890	\$44,830	\$50,920
29-2056	Veterinary technologists and technicians	140	12.2	\$14.61	\$30,390	4.7	\$11.08	\$12.76	\$14.71	\$16.87	\$18.23	\$23,050	\$26,530	\$30,600	\$35,080	\$37,920
29-2061	Licensed practical and licensed vocational nurses	370	9.1	\$19.52	\$40,600	1.7	\$14.69	\$16.60	\$19.70	\$22.34	\$24.81	\$30,560	\$34,530	\$40,970	\$46,470	\$51,610
29-2071	Medical records and health information technicians	170	17.4	\$16.18	\$33,660	3.3	\$11.91	\$12.84	\$14.47	\$19.19	\$22.83	\$24,770	\$26,710	\$30,100	\$39,910	\$47,480
29-2081	Opticians, dispensing	#	#	\$17.42	\$36,240	6.6	\$12.54	\$14.45	\$17.05	\$20.48	\$23.46	\$26,080	\$30,060	\$35,470	\$42,600	\$48,810
29-2099	Health technologists and technicians, all other	80	31.7	\$18.13	\$37,710	4.1	\$11.99	\$13.13	\$15.32	\$20.17	\$31.98	\$24,940	\$27,310	\$31,870	\$41,960	\$66,510

# Data unavailable

Occupational Code	Occupational Title	Employment Estimate	Employment Percentage Relative Standard Error	Average Hourly Wage	Average Annual Wage	Wage Percentage Relative Standard Error	10th Percentile (Hourly)	25th Percentile (Hourly)	50th Percentile (Hourly)	75th Percentile (Hourly)	90th Percentile (Hourly)	10th Percentile (Annual)	25th Percentile (Annual)	50th Percentile (Annual)	75th Percentile (Annual)	90th Percentile (Annual)
29-9011	Occupational health and safety specialists	60	8.6	\$33.38	\$69,430	6.2	\$21.27	\$25.61	\$30.80	\$41.20	\$51.06	\$44,240	\$53,260	\$64,060	\$85,690	\$106,200
<b>31-0000</b>	<b>Healthcare Support Occupations</b>	<b>3,340</b>	<b>7.9</b>	<b>\$14.29</b>	<b>\$29,720</b>	<b>2.1</b>	<b>\$9.48</b>	<b>\$11.21</b>	<b>\$13.40</b>	<b>\$16.39</b>	<b>\$20.06</b>	<b>\$19,730</b>	<b>\$23,330</b>	<b>\$27,870</b>	<b>\$34,080</b>	<b>\$41,710</b>
31-1012	Nursing aides, orderlies, and attendants	1,240	7.6	\$12.75	\$26,520	1.9	\$9.62	\$10.73	\$12.60	\$14.57	\$16.88	\$20,020	\$22,320	\$26,210	\$30,300	\$35,120
31-2021	Physical therapist assistants	30	31.5	\$18.93	\$39,370	9.3	\$12.24	\$13.79	\$17.98	\$23.14	\$29.15	\$25,470	\$28,680	\$37,400	\$48,140	\$60,630
31-2022	Physical therapist aides	40	43.3	\$11.48	\$23,890	5.4	\$8.23	\$9.60	\$11.47	\$13.33	\$14.51	\$17,110	\$19,970	\$23,850	\$27,730	\$30,190
31-9011	Massage therapists	230	45.9	\$18.85	\$39,200	12.4	\$6.44	\$10.53	\$17.82	\$26.01	\$35.16	\$13,400	\$21,910	\$37,070	\$54,090	\$73,130
31-9091	Dental assistants	340	22.6	\$18.18	\$37,820	7.8	\$11.85	\$13.98	\$17.85	\$21.39	\$27.25	\$24,650	\$29,070	\$37,130	\$44,500	\$56,680
31-9092	Medical assistants	740	14	\$14.56	\$30,280	2.8	\$11.52	\$12.46	\$13.80	\$16.10	\$18.26	\$23,970	\$25,920	\$28,710	\$33,500	\$37,980
31-9094	Medical transcriptionists	#	#	\$16.76	\$34,860	3.4	\$13.24	\$14.97	\$16.73	\$19.19	\$21.48	\$27,540	\$31,140	\$34,790	\$39,910	\$44,670
31-9096	Veterinary assistants and laboratory animal caretakers	130	38	\$10.40	\$21,640	12.3	\$7.86	\$8.37	\$9.18	\$11.60	\$15.62	\$16,360	\$17,410	\$19,080	\$24,130	\$32,490
<b>33-0000</b>	<b>Protective Service Occupations</b>	<b>1,760</b>	<b>17</b>	<b>\$21.19</b>	<b>\$44,080</b>	<b>5.2</b>	<b>\$8.52</b>	<b>\$12.86</b>	<b>\$21.03</b>	<b>\$28.45</b>	<b>\$34.41</b>	<b>\$17,710</b>	<b>\$26,760</b>	<b>\$43,740</b>	<b>\$59,170</b>	<b>\$71,570</b>
33-1012	First-line supervisors/managers of police and detectives	30	13.4	\$45.17	\$93,960	2.5	\$38.97	\$41.25	\$44.72	\$48.96	\$56.68	\$81,060	\$85,800	\$93,010	\$101,840	\$117,900
33-1021	First-line supervisors/managers of fire fighting and prevention workers	80	43.4	\$30.89	\$64,260	12.8	\$20.78	\$22.66	\$25.77	\$41.05	\$46.62	\$43,220	\$47,130	\$53,610	\$85,380	\$96,970
33-2011	Fire fighters	#	#	\$21.92	\$45,590	3.8	\$14.26	\$17.47	\$21.13	\$26.82	\$30.77	\$29,660	\$36,340	\$43,940	\$55,780	\$64,010
33-3051	Police and sheriff's patrol officers	560	18.4	\$28.02	\$58,280	1.7	\$21.55	\$24.90	\$28.07	\$31.51	\$35.57	\$44,810	\$51,800	\$58,390	\$65,540	\$73,980
33-9011	Animal control workers	50	48.1	\$17.18	\$35,730	3.4	\$12.05	\$13.70	\$16.95	\$21.05	\$23.21	\$25,070	\$28,510	\$35,250	\$43,790	\$48,280
33-9032	Security guards	320	32.6	\$11.08	\$23,060	3.2	\$6.62	\$8.01	\$10.27	\$13.76	\$17.12	\$13,770	\$16,660	\$21,360	\$28,630	\$35,610
33-9092	Lifeguards, ski patrol, and other recreational protective service workers	170	15.9	\$9.35	\$19,440	2.7	\$7.29	\$7.92	\$8.86	\$10.17	\$11.27	\$15,160	\$16,480	\$18,440	\$21,150	\$23,440
33-9099	Protective service workers, all other	#	#	\$17.32	\$36,020	2.2	\$11.70	\$13.59	\$16.29	\$19.09	\$26.26	\$24,340	\$28,270	\$33,890	\$39,700	\$54,630
<b>35-0000</b>	<b>Food Preparation and Serving Related Occupations</b>	<b>13,550</b>	<b>2.2</b>	<b>\$9.10</b>	<b>\$18,930</b>	<b>1.8</b>	<b>\$5.84</b>	<b>\$6.68</b>	<b>\$8.25</b>	<b>\$10.78</b>	<b>\$13.88</b>	<b>\$12,150</b>	<b>\$13,900</b>	<b>\$17,150</b>	<b>\$22,420</b>	<b>\$28,870</b>
35-1011	Chefs and head cooks	190	27.8	\$15.36	\$31,950	6.4	\$11.12	\$12.02	\$13.57	\$17.06	\$24.04	\$23,130	\$24,990	\$28,220	\$35,480	\$49,990
35-1012	First-line supervisors/managers of food preparation and serving workers	800	8.5	\$15.47	\$32,170	3.2	\$10.22	\$12.26	\$14.66	\$17.62	\$23.13	\$21,250	\$25,500	\$30,490	\$36,650	\$48,100
35-2011	Cooks, fast food	390	45.8	\$7.78	\$16,190	7.4	\$5.66	\$6.26	\$7.35	\$9.54	\$10.78	\$11,770	\$13,030	\$15,290	\$19,840	\$22,430
35-2012	Cooks, institution and cafeteria	240	7.4	\$12.97	\$26,970	2.4	\$9.78	\$11.45	\$13.08	\$14.72	\$16.69	\$20,350	\$23,820	\$27,210	\$30,620	\$34,720
35-2014	Cooks, restaurant	1,160	10.3	\$10.65	\$22,150	1.6	\$8.17	\$9.31	\$10.46	\$11.93	\$13.76	\$16,990	\$19,370	\$21,760	\$24,820	\$28,630
35-2015	Cooks, short order	230	28.9	\$9.19	\$19,110	7.2	\$6.50	\$7.50	\$8.61	\$11.04	\$13.15	\$13,520	\$15,590	\$17,900	\$22,970	\$27,360
35-2019	Cooks, all other	#	#	\$17.71	\$36,840	5	\$12.98	\$14.26	\$16.98	\$21.67	\$23.37	\$26,990	\$29,670	\$35,320	\$45,080	\$48,610
35-2021	Food preparation workers	1,090	10.5	\$9.58	\$19,930	2.3	\$6.80	\$8.13	\$9.52	\$10.98	\$12.72	\$14,140	\$16,900	\$19,800	\$22,830	\$26,450

# Data unavailable

Occupational Code	Occupational Title	Employment Estimate	Employment Percentage Relative Standard Error	Average Hourly Wage	Average Annual Wage	Wage Percentage Relative Standard Error	10th Percentile (Hourly)	25th Percentile (Hourly)	50th Percentile (Hourly)	75th Percentile (Hourly)	90th Percentile (Hourly)	10th Percentile (Annual)	25th Percentile (Annual)	50th Percentile (Annual)	75th Percentile (Annual)	90th Percentile (Annual)
35-3011	Bartenders	520	16.4	\$7.87	\$16,370	4.8	\$5.57	\$6.01	\$6.74	\$8.84	\$12.56	\$11,580	\$12,490	\$14,010	\$18,390	\$26,130
35-3021	Combined food preparation and serving workers, including fast food	3,300	10.9	\$7.89	\$16,410	1.8	\$5.97	\$7.01	\$7.81	\$8.64	\$9.93	\$12,420	\$14,590	\$16,250	\$17,960	\$20,650
35-3022	Counter attendants, cafeteria, food concession, and coffee shop	#	#	\$7.93	\$16,500	2.7	\$6.07	\$7.16	\$7.96	\$8.80	\$10.03	\$12,630	\$14,890	\$16,560	\$18,300	\$20,870
35-3031	Waiters and waitresses	3,100	5.4	\$8.13	\$16,910	6.3	\$5.56	\$5.95	\$6.60	\$9.88	\$14.41	\$11,560	\$12,370	\$13,730	\$20,540	\$29,970
35-3041	Food servers, nonrestaurant	410	27.1	\$10.73	\$22,330	4.8	\$7.45	\$8.85	\$10.81	\$12.97	\$14.26	\$15,490	\$18,400	\$22,490	\$26,980	\$29,660
35-9011	Dining room and cafeteria attendants and bartender helpers	530	14.9	\$7.38	\$15,350	3	\$5.64	\$6.20	\$7.11	\$8.11	\$9.02	\$11,730	\$12,890	\$14,790	\$16,870	\$18,770
35-9021	Dishwashers	630	11.2	\$7.90	\$16,440	3.4	\$5.86	\$6.67	\$7.93	\$9.02	\$10.28	\$12,190	\$13,870	\$16,500	\$18,760	\$21,380
35-9031	Hosts and hostesses, restaurant, lounge, and coffee shop	580	9.3	\$8.26	\$17,180	3.2	\$6.09	\$7.21	\$8.18	\$9.33	\$10.73	\$12,660	\$14,990	\$17,020	\$19,400	\$22,320
<b>37-0000</b>	<b>Building and Grounds Cleaning and Maintenance Occupations</b>	<b>4,820</b>	<b>5</b>	<b>\$11.85</b>	<b>\$24,640</b>	<b>2.1</b>	<b>\$7.74</b>	<b>\$8.96</b>	<b>\$10.95</b>	<b>\$13.95</b>	<b>\$17.27</b>	<b>\$16,110</b>	<b>\$18,640</b>	<b>\$22,770</b>	<b>\$29,010</b>	<b>\$35,910</b>
37-1011	First-line supervisors/managers of housekeeping and janitorial workers	170	17.5	\$17.91	\$37,250	3.7	\$12.07	\$14.93	\$17.69	\$20.52	\$25.29	\$25,110	\$31,050	\$36,790	\$42,670	\$52,600
37-2011	Janitors and cleaners, except maids and housekeeping cleaners	2,310	6.4	\$11.62	\$24,180	2.6	\$7.92	\$9.38	\$11.41	\$13.76	\$15.76	\$16,470	\$19,510	\$23,740	\$28,630	\$32,790
37-2012	Maids and housekeeping cleaners	760	11	\$9.41	\$19,560	3.1	\$7.23	\$7.86	\$8.79	\$10.53	\$13.04	\$15,030	\$16,350	\$18,290	\$21,900	\$27,110
37-3011	Landscaping and groundskeeping workers	1,380	9.3	\$11.86	\$24,670	4.3	\$7.85	\$9.06	\$10.74	\$14.21	\$17.57	\$16,330	\$18,850	\$22,330	\$29,550	\$36,540
<b>39-0000</b>	<b>Personal Care and Service Occupations</b>	<b>3,740</b>	<b>14.3</b>	<b>\$12.59</b>	<b>\$26,190</b>	<b>4.4</b>	<b>\$7.13</b>	<b>\$8.49</b>	<b>\$10.40</b>	<b>\$15.04</b>	<b>\$21.35</b>	<b>\$14,840</b>	<b>\$17,660</b>	<b>\$21,630</b>	<b>\$31,270</b>	<b>\$44,410</b>
39-1021	First-line supervisors/managers of personal service workers	120	22.8	\$21.88	\$45,510	8	\$10.14	\$13.72	\$21.46	\$26.27	\$40.43	\$21,090	\$28,530	\$44,630	\$54,630	\$84,100
39-2021	Nonfarm animal caretakers	120	40.5	\$9.71	\$20,190	4	\$7.31	\$8.37	\$9.54	\$10.78	\$12.73	\$15,210	\$17,410	\$19,840	\$22,420	\$26,480
39-3031	Ushers, lobby attendants, and ticket takers	90	36.9	\$6.42	\$13,360	5.6	\$5.49	\$5.82	\$6.38	\$6.93	\$7.43	\$11,420	\$12,110	\$13,270	\$14,420	\$15,450
39-3091	Amusement and recreation attendants	210	46.4	\$8.06	\$16,770	3.1	\$5.87	\$6.76	\$8.16	\$9.17	\$10.39	\$12,220	\$14,050	\$16,960	\$19,060	\$21,610
39-5012	Hairdressers, hairstylists, and cosmetologists	430	18.7	\$13.28	\$27,620	11.9	\$7.64	\$9.06	\$11.17	\$16.62	\$21.97	\$15,890	\$18,840	\$23,230	\$34,580	\$45,700
39-9011	Child care workers	470	11.6	\$11.16	\$23,200	6.5	\$7.01	\$8.03	\$10.17	\$13.23	\$18.14	\$14,570	\$16,700	\$21,160	\$27,520	\$37,740
39-9021	Personal and home care aides	640	17.4	\$9.73	\$20,250	1.8	\$7.64	\$8.33	\$9.33	\$10.77	\$12.89	\$15,900	\$17,340	\$19,410	\$22,410	\$26,810
39-9031	Fitness trainers and aerobics instructors	580	14.8	\$17.72	\$36,860	18.4	\$7.83	\$8.95	\$15.92	\$25.06	\$30.59	\$16,290	\$18,610	\$33,110	\$52,130	\$63,620
<b>41-0000</b>	<b>Sales and Related Occupations</b>	<b>16,300</b>	<b>3.8</b>	<b>\$19.98</b>	<b>\$41,560</b>	<b>3.2</b>	<b>\$7.84</b>	<b>\$9.51</b>	<b>\$13.31</b>	<b>\$23.57</b>	<b>\$43.91</b>	<b>\$16,300</b>	<b>\$19,780</b>	<b>\$27,680</b>	<b>\$49,020</b>	<b>\$91,340</b>
41-1011	First-line supervisors/managers of retail sales workers	990	9.5	\$20.88	\$43,420	4.1	\$11.50	\$14.14	\$17.52	\$24.04	\$36.42	\$23,920	\$29,410	\$36,440	\$50,010	\$75,760
41-1012	First-line supervisors/managers of non-retail sales workers	290	9.2	\$41.18	\$85,650	5.2	\$18.96	\$25.68	\$36.56	\$53.41	#	\$39,440	\$53,420	\$76,040	\$111,090	#

# Data unavailable

Occupational Code	Occupational Title	Employment Estimate	Employment Percentage Relative Standard Error	Average Hourly Wage	Average Annual Wage	Wage Percentage Relative Standard Error	10th Percentile (Hourly)	25th Percentile (Hourly)	50th Percentile (Hourly)	75th Percentile (Hourly)	90th Percentile (Hourly)	10th Percentile (Annual)	25th Percentile (Annual)	50th Percentile (Annual)	75th Percentile (Annual)	90th Percentile (Annual)
41-2011	Cashiers	3,610	7.9	\$10.51	\$21,850	2.3	\$7.27	\$8.23	\$9.78	\$11.86	\$16.13	\$15,110	\$17,120	\$20,340	\$24,670	\$33,540
41-2021	Counter and rental clerks	600	21.9	\$14.12	\$29,370	6.2	\$7.84	\$9.23	\$12.05	\$16.87	\$23.79	\$16,310	\$19,190	\$25,060	\$35,090	\$49,490
41-2022	Parts salespersons	170	18.5	\$21.36	\$44,430	10.6	\$10.69	\$16.10	\$19.39	\$22.57	\$37.42	\$22,230	\$33,480	\$40,330	\$46,940	\$77,830
41-2031	Retail salespersons	5,350	6.2	\$12.97	\$26,980	3.4	\$7.48	\$8.83	\$10.81	\$14.20	\$21.63	\$15,560	\$18,360	\$22,480	\$29,530	\$44,990
41-3011	Advertising sales agents	150	26.8	\$26.38	\$54,870	9.8	\$8.97	\$18.54	\$27.65	\$34.85	\$38.33	\$18,650	\$38,570	\$57,500	\$72,500	\$79,720
41-3021	Insurance sales agents	280	12.6	\$21.38	\$44,460	13	\$12.79	\$14.80	\$18.83	\$28.80	\$33.28	\$26,600	\$30,780	\$39,160	\$59,910	\$69,220
41-3031	Securities, commodities, and financial services sales agents	290	11.5	\$47.09	\$97,950	10.9	\$16.03	\$22.36	\$40.21	\$64.72	#	\$33,330	\$46,510	\$83,640	\$134,610	#
41-3041	Travel agents	180	15.6	\$15.32	\$31,850	6.4	\$10.03	\$12.52	\$14.74	\$17.16	\$20.38	\$20,860	\$26,040	\$30,650	\$35,680	\$42,380
41-3099	Sales representatives, services, all other	520	24.4	\$29.27	\$60,890	6.5	\$13.15	\$17.03	\$25.84	\$36.35	\$55.27	\$27,350	\$35,420	\$53,750	\$75,600	\$114,960
41-4011	Sales representatives, wholesale and manufacturing, technical and scientific products	740	14	\$43.80	\$91,110	6.1	\$20.01	\$25.21	\$40.08	\$56.31	#	\$41,610	\$52,430	\$83,370	\$117,120	#
41-4012	Sales representatives, wholesale and manufacturing, except technical and scientific products	1,850	15.1	\$32.65	\$67,910	7.6	\$9.34	\$17.50	\$28.54	\$47.71	\$57.55	\$19,420	\$36,390	\$59,360	\$99,240	\$119,700
41-9011	Demonstrators and product promoters	80	40.9	\$12.77	\$26,560	2.9	\$8.90	\$11.19	\$12.65	\$13.83	\$14.55	\$18,520	\$23,280	\$26,300	\$28,770	\$30,270
41-9022	Real estate sales agents	270	36.4	\$22.10	\$45,970	13	\$9.29	\$10.36	\$14.28	\$27.90	\$44.08	\$19,320	\$21,560	\$29,690	\$58,030	\$91,690
41-9031	Sales engineers	280	10.3	\$41.80	\$86,940	5.5	\$24.77	\$30.53	\$38.40	\$55.23	\$65.71	\$51,530	\$63,500	\$79,880	\$114,890	\$136,670
41-9041	Telemarketers	300	14.2	\$13.74	\$28,590	8.4	\$7.82	\$8.75	\$11.83	\$17.35	\$23.97	\$16,270	\$18,190	\$24,610	\$36,080	\$49,860
41-9099	Sales and related workers, all other	220	21.1	\$23.80	\$49,500	10.7	\$13.20	\$15.83	\$18.11	\$22.03	\$48.91	\$27,460	\$32,930	\$37,680	\$45,830	\$101,740
<b>43-0000</b>	<b>Office and Administrative Support Occupations</b>	<b>24,220</b>	<b>2.9</b>	<b>\$16.12</b>	<b>\$33,520</b>	<b>1.1</b>	<b>\$9.66</b>	<b>\$12.13</b>	<b>\$15.36</b>	<b>\$19.50</b>	<b>\$23.71</b>	<b>\$20,080</b>	<b>\$25,230</b>	<b>\$31,950</b>	<b>\$40,560</b>	<b>\$49,310</b>
43-1011	First-line supervisors/managers of office and administrative support workers	1,040	5.6	\$23.06	\$47,970	1.8	\$14.27	\$17.96	\$21.78	\$27.25	\$32.86	\$29,680	\$37,350	\$45,300	\$56,680	\$68,340
43-2011	Switchboard operators, including answering service	90	11.9	\$12.45	\$25,900	2.6	\$9.52	\$10.64	\$12.18	\$14.28	\$16.72	\$19,800	\$22,130	\$25,330	\$29,700	\$34,770
43-3011	Bill and account collectors	410	11.5	\$15.92	\$33,110	2.4	\$12.24	\$13.71	\$15.59	\$17.29	\$19.99	\$25,450	\$28,510	\$32,440	\$35,960	\$41,570
43-3021	Billing and posting clerks and machine operators	#	#	\$16.78	\$34,900	3.3	\$12.16	\$13.63	\$16.07	\$18.79	\$24.10	\$25,280	\$28,360	\$33,420	\$39,090	\$50,140
43-3031	Bookkeeping, accounting, and auditing clerks	2,040	5.4	\$17.06	\$35,490	1.8	\$11.52	\$13.68	\$16.68	\$20.06	\$23.92	\$23,960	\$28,460	\$34,690	\$41,720	\$49,760
43-3051	Payroll and timekeeping clerks	#	#	\$18.73	\$38,960	1.5	\$13.96	\$15.57	\$17.87	\$21.93	\$25.43	\$29,040	\$32,390	\$37,160	\$45,610	\$52,900
43-3061	Procurement clerks	100	36	\$16.02	\$33,310	17.2	\$7.85	\$8.92	\$16.66	\$20.31	\$23.48	\$16,330	\$18,560	\$34,660	\$42,240	\$48,840
43-3071	Tellers	550	21.3	\$12.50	\$26,000	6.1	\$9.52	\$10.43	\$11.80	\$13.31	\$15.03	\$19,800	\$21,690	\$24,550	\$27,680	\$31,260
43-4011	Brokerage clerks	120	11.7	\$16.88	\$35,110	4.4	\$12.31	\$13.44	\$15.79	\$19.85	\$22.80	\$25,600	\$27,950	\$32,840	\$41,280	\$47,430
43-4031	Court, municipal, and license clerks	90	31.2	\$19.12	\$39,760	2.4	\$12.82	\$15.71	\$19.64	\$22.48	\$24.65	\$26,660	\$32,680	\$40,860	\$46,760	\$51,270
43-4041	Credit authorizers, checkers, and clerks	50	12.2	\$18.57	\$38,630	3	\$13.37	\$15.75	\$18.37	\$21.27	\$25.27	\$27,820	\$32,760	\$38,200	\$44,240	\$52,560
43-4051	Customer service representatives	1,490	7	\$16.78	\$34,900	2.2	\$9.99	\$13.13	\$16.42	\$20.37	\$23.26	\$20,780	\$27,300	\$34,160	\$42,380	\$48,380
43-4071	File clerks	290	22	\$13.36	\$27,780	5.8	\$8.40	\$9.90	\$12.29	\$17.36	\$19.15	\$17,470	\$20,580	\$25,560	\$36,110	\$39,830

# Data unavailable

Occupational Code	Occupational Title	Employment Estimate	Employment Percentage Relative Standard Error	Average Hourly Wage	Average Annual Wage	Wage Percentage Relative Standard Error	10th Percentile (Hourly)	25th Percentile (Hourly)	50th Percentile (Hourly)	75th Percentile (Hourly)	90th Percentile (Hourly)	10th Percentile (Annual)	25th Percentile (Annual)	50th Percentile (Annual)	75th Percentile (Annual)	90th Percentile (Annual)
43-4081	Hotel, motel, and resort desk clerks	260	15.7	\$10.82	\$22,510	6.5	\$6.34	\$9.10	\$11.03	\$12.97	\$14.50	\$13,190	\$18,920	\$22,940	\$26,980	\$30,160
43-4111	Interviewers, except eligibility and loan	520	22.8	\$10.58	\$22,010	3.5	\$7.19	\$7.98	\$9.18	\$12.79	\$15.99	\$14,950	\$16,590	\$19,090	\$26,600	\$33,270
43-4121	Library assistants, clerical	150	17.2	\$14.31	\$29,760	4.7	\$9.37	\$11.15	\$13.87	\$17.48	\$20.86	\$19,500	\$23,200	\$28,850	\$36,360	\$43,380
43-4131	Loan interviewers and clerks	280	22.5	\$15.47	\$32,170	6	\$9.88	\$12.44	\$14.48	\$19.17	\$22.73	\$20,540	\$25,880	\$30,120	\$39,860	\$47,280
43-4151	Order clerks	430	24.5	\$16.41	\$34,130	2.1	\$12.03	\$13.75	\$16.20	\$19.10	\$21.58	\$25,010	\$28,590	\$33,700	\$39,730	\$44,880
43-4161	Human resources assistants, except payroll and timekeeping	150	9.5	\$17.81	\$37,040	2	\$12.09	\$14.69	\$17.49	\$21.07	\$24.62	\$25,140	\$30,560	\$36,370	\$43,830	\$51,210
43-4171	Receptionists and information clerks	1,560	10.2	\$12.33	\$25,640	1.8	\$8.48	\$10.15	\$12.42	\$14.30	\$16.44	\$17,630	\$21,100	\$25,840	\$29,740	\$34,200
43-4181	Reservation and transportation ticket agents and travel clerks	50	49.8	\$16.66	\$34,640	9.4	\$9.81	\$11.18	\$14.53	\$23.18	\$26.54	\$20,400	\$23,250	\$30,220	\$48,210	\$55,200
43-4199	All other information and record clerks	250	5.4	\$15.98	\$33,230	2.1	\$11.82	\$13.12	\$15.20	\$17.88	\$21.61	\$24,590	\$27,290	\$31,610	\$37,190	\$44,960
43-5021	Couriers and messengers	120	42.7	\$11.03	\$22,950	6	\$8.38	\$9.55	\$10.90	\$12.81	\$13.99	\$17,430	\$19,860	\$22,680	\$26,650	\$29,100
43-5032	Dispatchers, except police, fire, and ambulance	150	24.3	\$15.58	\$32,400	4.6	\$9.20	\$12.64	\$14.96	\$18.42	\$22.30	\$19,140	\$26,300	\$31,110	\$38,320	\$46,380
43-5051	Postal service clerks	110	0	\$21.27	\$44,230	0	\$19.34	\$20.20	\$21.63	\$23.07	\$23.93	\$40,220	\$42,010	\$44,990	\$47,980	\$49,770
43-5052	Postal service mail carriers	480	0	\$21.06	\$43,810	0	\$17.55	\$19.78	\$21.43	\$23.08	\$24.07	\$36,500	\$41,150	\$44,580	\$48,010	\$50,070
43-5053	Postal service mail sorters, processors, and processing machine operators	170	0	\$19.63	\$40,830	0	\$12.89	\$19.31	\$21.04	\$22.77	\$23.81	\$26,820	\$40,170	\$43,770	\$47,360	\$49,520
43-5061	Production, planning, and expediting clerks	370	9.5	\$21.22	\$44,130	1.6	\$13.98	\$17.05	\$20.85	\$25.31	\$28.82	\$29,080	\$35,470	\$43,360	\$52,640	\$59,940
43-5071	Shipping, receiving, and traffic clerks	700	11.9	\$14.02	\$29,170	2.2	\$9.48	\$11.07	\$13.53	\$16.56	\$19.36	\$19,710	\$23,020	\$28,140	\$34,440	\$40,260
43-5081	Stock clerks and order fillers	1,500	4.5	\$13.30	\$27,670	2.6	\$8.51	\$10.27	\$13.16	\$16.15	\$18.24	\$17,690	\$21,360	\$27,370	\$33,580	\$37,940
43-5111	Weighers, measurers, checkers, and samplers, recordkeeping	30	38.4	\$13.70	\$28,500	3.6	\$9.60	\$10.28	\$11.51	\$15.33	\$22.00	\$19,970	\$21,380	\$23,930	\$31,890	\$45,750
43-6011	Executive secretaries and administrative assistants	2,400	6.4	\$20.66	\$42,970	1.7	\$14.11	\$16.62	\$19.87	\$23.99	\$28.52	\$29,360	\$34,560	\$41,340	\$49,900	\$59,310
43-6012	Legal secretaries	#	#	\$20.77	\$43,200	5.3	\$15.64	\$17.15	\$20.64	\$24.41	\$26.91	\$32,520	\$35,680	\$42,930	\$50,780	\$55,960
43-6013	Medical secretaries	580	20	\$14.35	\$29,860	5.2	\$10.22	\$11.60	\$13.60	\$17.08	\$20.31	\$21,260	\$24,120	\$28,290	\$35,520	\$42,250
43-6014	Secretaries, except legal, medical, and executive	1,520	8.1	\$15.28	\$31,780	2.3	\$10.08	\$12.22	\$14.87	\$18.12	\$21.55	\$20,970	\$25,420	\$30,920	\$37,680	\$44,820
43-9011	Computer operators	320	16.1	\$21.04	\$43,760	5.6	\$10.72	\$16.40	\$21.63	\$26.29	\$28.95	\$22,310	\$34,100	\$44,980	\$54,690	\$60,220
43-9021	Data entry keyers	220	22.7	\$13.24	\$27,530	2.3	\$9.88	\$11.24	\$13.16	\$15.39	\$17.22	\$20,550	\$23,370	\$27,380	\$32,020	\$35,810
43-9022	Word processors and typists	30	26.3	\$16.45	\$34,210	5.9	\$12.16	\$14.14	\$16.54	\$19.05	\$21.99	\$25,300	\$29,410	\$34,400	\$39,630	\$45,740
43-9031	Desktop publishers	80	21.3	\$17.86	\$37,150	13.7	\$6.00	\$7.27	\$19.05	\$24.45	\$31.56	\$12,480	\$15,120	\$39,630	\$50,860	\$65,640
43-9051	Mail clerks and mail machine operators, except postal service	#	#	\$12.43	\$25,860	5.1	\$9.53	\$10.30	\$11.73	\$14.34	\$17.17	\$19,820	\$21,420	\$24,400	\$29,820	\$35,710
43-9061	Office clerks, general	3,400	9.7	\$13.95	\$29,020	2.1	\$8.39	\$10.64	\$13.54	\$16.81	\$20.56	\$17,450	\$22,120	\$28,170	\$34,970	\$42,770
43-9071	Office machine operators, except computer	90	40.7	\$14.93	\$31,060	3.6	\$11.37	\$14.38	\$15.62	\$16.82	\$17.54	\$23,650	\$29,900	\$32,500	\$34,990	\$36,490

# Data unavailable

Occupational Code	Occupational Title	Employment Estimate	Employment Percentage Relative Standard Error	Average Hourly Wage	Average Annual Wage	Wage Percentage Relative Standard Error	10th Percentile (Hourly)	25th Percentile (Hourly)	50th Percentile (Hourly)	75th Percentile (Hourly)	90th Percentile (Hourly)	10th Percentile (Annual)	25th Percentile (Annual)	50th Percentile (Annual)	75th Percentile (Annual)	90th Percentile (Annual)
45-2092	Farmworkers and laborers, crop, nursery, and greenhouse	90	48.3	\$8.41	\$17,490	9.1	\$6.27	\$7.33	\$8.07	\$8.75	\$10.15	\$13,040	\$15,240	\$16,790	\$18,190	\$21,120
<b>47-0000</b>	<b>Construction and Extraction Occupations</b>	<b>4,650</b>	<b>6</b>	<b>\$18.67</b>	<b>\$38,830</b>	<b>2.1</b>	<b>\$10.86</b>	<b>\$13.72</b>	<b>\$17.85</b>	<b>\$22.52</b>	<b>\$28.17</b>	<b>\$22,590</b>	<b>\$28,550</b>	<b>\$37,120</b>	<b>\$46,840</b>	<b>\$58,590</b>
47-1011	First-line supervisors/managers of construction trades and extraction workers	550	16	\$24.97	\$51,950	3.8	\$16.07	\$19.14	\$23.83	\$29.98	\$36.34	\$33,430	\$39,810	\$49,560	\$62,360	\$75,590
47-2021	Brickmasons and blockmasons	#	#	\$21.71	\$45,160	5	\$16.49	\$20.10	\$22.28	\$24.27	\$26.36	\$34,300	\$41,800	\$46,340	\$50,470	\$54,830
47-2022	Stonemasons	#	#	\$24.61	\$51,200	10.9	\$16.69	\$23.97	\$26.55	\$28.66	\$30.03	\$34,720	\$49,860	\$55,210	\$59,610	\$62,450
47-2031	Carpenters	660	20.9	\$18.30	\$38,060	3.4	\$11.32	\$14.63	\$18.19	\$21.51	\$26.01	\$23,530	\$30,440	\$37,830	\$44,730	\$54,100
47-2051	Cement masons and concrete finishers	300	43.5	\$15.36	\$31,960	6.2	\$9.87	\$12.91	\$15.82	\$18.09	\$20.50	\$20,530	\$26,850	\$32,890	\$37,630	\$42,640
47-2061	Construction laborers	480	17.5	\$12.36	\$25,710	3.1	\$8.95	\$10.24	\$12.20	\$14.28	\$16.61	\$18,610	\$21,310	\$25,370	\$29,700	\$34,550
47-2071	Paving, surfacing, and tamping equipment operators	60	27.7	\$16.30	\$33,910	2.7	\$12.36	\$14.37	\$15.93	\$17.51	\$22.01	\$25,710	\$29,890	\$33,140	\$36,420	\$45,790
47-2073	Operating engineers and other construction equipment operators	190	26.5	\$19.81	\$41,200	2.9	\$15.38	\$17.18	\$19.84	\$22.25	\$25.39	\$31,980	\$35,740	\$41,260	\$46,290	\$52,810
47-2081	Drywall and ceiling tile installers	60	38	\$14.94	\$31,080	4.2	\$12.02	\$13.91	\$15.26	\$16.58	\$17.36	\$25,000	\$28,930	\$31,750	\$34,480	\$36,110
47-2111	Electricians	500	15.8	\$24.04	\$50,000	4	\$14.37	\$19.84	\$24.57	\$29.28	\$33.32	\$29,880	\$41,270	\$51,100	\$60,910	\$69,300
47-2121	Glaziers	#	#	\$18.51	\$38,510	6.4	\$12.10	\$18.35	\$19.91	\$21.47	\$22.42	\$25,170	\$38,170	\$41,410	\$44,650	\$46,630
47-2141	Painters, construction and maintenance	230	22.2	\$14.19	\$29,510	7.9	\$9.65	\$10.91	\$13.32	\$17.79	\$20.85	\$20,070	\$22,690	\$27,710	\$37,000	\$43,360
47-2152	Plumbers, pipefitters, and steamfitters	400	23.2	\$19.47	\$40,500	3.5	\$13.75	\$16.46	\$19.37	\$22.49	\$25.41	\$28,590	\$34,230	\$40,300	\$46,770	\$52,850
47-2161	Plasterers and stucco masons	60	47.2	\$13.66	\$28,410	7.6	\$9.46	\$11.50	\$12.84	\$15.83	\$19.94	\$19,670	\$23,920	\$26,710	\$32,930	\$41,480
47-2181	Roofers	120	9.4	\$16.83	\$35,000	2.1	\$11.65	\$13.61	\$17.07	\$19.79	\$21.92	\$24,230	\$28,300	\$35,500	\$41,170	\$45,600
47-2211	Sheet metal workers	140	17.4	\$17.37	\$36,140	2.6	\$10.98	\$13.67	\$16.51	\$21.07	\$26.00	\$22,840	\$28,430	\$34,350	\$43,830	\$54,080
47-3011	Helpers--brickmasons, blockmasons, stonemasons, and tile and marble setters	#	#	\$12.13	\$25,240	7.9	\$9.43	\$10.08	\$11.05	\$13.64	\$17.37	\$19,610	\$20,960	\$22,990	\$28,370	\$36,130
47-3012	Helpers--carpenters	#	#	\$11.33	\$23,580	3.6	\$7.48	\$9.77	\$11.92	\$13.43	\$14.40	\$15,570	\$20,330	\$24,800	\$27,940	\$29,940
47-3013	Helpers--electricians	#	#	\$13.45	\$27,990	3.4	\$10.13	\$11.85	\$13.57	\$15.45	\$16.95	\$21,060	\$24,660	\$28,230	\$32,140	\$35,250
47-3014	Helpers--painters, paperhangers, plasterers, and stucco masons	#	#	\$9.47	\$19,690	8.3	\$7.92	\$8.32	\$8.98	\$9.60	\$13.00	\$16,470	\$17,300	\$18,680	\$19,970	\$27,040
47-3016	Helpers--roofers	40	13.8	\$11.72	\$24,380	13	\$8.86	\$9.62	\$10.96	\$12.98	\$16.80	\$18,440	\$20,010	\$22,790	\$26,990	\$34,940
47-4011	Construction and building inspectors	80	43.1	\$29.47	\$61,290	6.4	\$19.84	\$22.39	\$27.59	\$38.36	\$43.48	\$41,260	\$46,560	\$57,390	\$79,790	\$90,450
47-4051	Highway maintenance workers	140	25.6	\$18.90	\$39,300	2	\$13.40	\$15.39	\$18.59	\$22.43	\$25.15	\$27,870	\$32,010	\$38,660	\$46,660	\$52,310
<b>49-0000</b>	<b>Installation, Maintenance, and Repair Occupations</b>	<b>4,390</b>	<b>6.5</b>	<b>\$20.14</b>	<b>\$41,900</b>	<b>2.3</b>	<b>\$10.66</b>	<b>\$13.96</b>	<b>\$19.11</b>	<b>\$24.87</b>	<b>\$31.69</b>	<b>\$22,170</b>	<b>\$29,030</b>	<b>\$39,750</b>	<b>\$51,730</b>	<b>\$65,910</b>
49-1011	First-line supervisors/managers of mechanics, installers, and repairers	380	13	\$27.93	\$58,090	3.6	\$13.78	\$20.40	\$27.31	\$35.55	\$42.39	\$28,670	\$42,430	\$56,810	\$73,940	\$88,180

# Data unavailable



Occupational Code	Occupational Title	Employment Estimate	Employment Percentage Relative Standard Error	Average Hourly Wage	Average Annual Wage	Wage Percentage Relative Standard Error	10th Percentile (Hourly)	25th Percentile (Hourly)	50th Percentile (Hourly)	75th Percentile (Hourly)	90th Percentile (Hourly)	10th Percentile (Annual)	25th Percentile (Annual)	50th Percentile (Annual)	75th Percentile (Annual)	90th Percentile (Annual)
49-2011	Computer, automated teller, and office machine repairers	340	16.5	\$20.49	\$42,620	5.9	\$13.18	\$15.99	\$19.72	\$24.46	\$30.50	\$27,410	\$33,260	\$41,010	\$50,880	\$63,430
49-2022	Telecommunications equipment installers and repairers, except line installers	150	34.5	\$21.21	\$44,120	8.3	\$15.05	\$17.68	\$20.82	\$24.88	\$28.06	\$31,300	\$36,780	\$43,300	\$51,760	\$58,370
49-2094	Electrical and electronics repairers, commercial and industrial equipment	#	#	\$26.55	\$55,220	4.3	\$17.84	\$21.72	\$27.17	\$30.78	\$35.35	\$37,110	\$45,190	\$56,500	\$64,020	\$73,520
49-2097	Electronic home entertainment equipment installers and repairers	#	#	\$17.44	\$36,280	5.4	\$11.84	\$14.05	\$16.63	\$20.17	\$24.67	\$24,630	\$29,220	\$34,600	\$41,950	\$51,320
49-2098	Security and fire alarm systems installers	#	#	\$20.65	\$42,950	5.1	\$16.11	\$18.48	\$20.40	\$23.01	\$26.53	\$33,500	\$38,430	\$42,420	\$47,860	\$55,180
49-3021	Automotive body and related repairers	130	24.3	\$28.31	\$58,890	14.8	\$13.03	\$16.45	\$20.86	\$39.04	\$57.50	\$27,090	\$34,210	\$43,380	\$81,200	\$119,600
49-3023	Automotive service technicians and mechanics	630	10.5	\$20.67	\$42,990	6.6	\$10.78	\$13.41	\$19.64	\$26.72	\$33.78	\$22,430	\$27,900	\$40,850	\$55,580	\$70,270
49-3031	Bus and truck mechanics and diesel engine specialists	140	21	\$20.27	\$42,170	2.5	\$13.43	\$17.02	\$20.93	\$23.41	\$25.81	\$27,940	\$35,400	\$43,540	\$48,680	\$53,680
49-3042	Mobile heavy equipment mechanics, except engines	60	20.4	\$20.80	\$43,270	3.3	\$14.24	\$17.52	\$20.97	\$23.91	\$27.93	\$29,620	\$36,440	\$43,610	\$49,720	\$58,090
49-3093	Tire repairers and changers	#	#	\$10.45	\$21,740	3.6	\$8.72	\$9.28	\$10.14	\$11.00	\$13.99	\$18,140	\$19,290	\$21,090	\$22,870	\$29,100
49-9012	Control and valve installers and repairers, except mechanical door	40	33.8	\$23.25	\$48,370	4	\$15.64	\$18.04	\$23.50	\$27.74	\$30.97	\$32,540	\$37,520	\$48,890	\$57,690	\$64,420
49-9021	Heating, air conditioning, and refrigeration mechanics and installers	#	#	\$21.21	\$44,120	3.7	\$14.74	\$16.64	\$21.12	\$25.54	\$28.31	\$30,650	\$34,610	\$43,930	\$53,120	\$58,880
49-9041	Industrial machinery mechanics	140	25.3	\$22.20	\$46,180	3.1	\$13.67	\$17.27	\$22.18	\$26.60	\$31.37	\$28,420	\$35,930	\$46,130	\$55,320	\$65,250
49-9042	Maintenance and repair workers, general	1,020	9	\$17.61	\$36,630	2	\$10.28	\$13.59	\$17.32	\$21.43	\$25.28	\$21,390	\$28,260	\$36,030	\$44,570	\$52,590
49-9043	Maintenance workers, machinery	50	18.7	\$20.81	\$43,280	7.1	\$10.75	\$15.20	\$21.10	\$26.41	\$30.89	\$22,370	\$31,610	\$43,890	\$54,930	\$64,260
49-9051	Electrical power-line installers and repairers	100	27.2	\$28.56	\$59,410	3.6	\$19.28	\$24.96	\$29.82	\$34.19	\$36.97	\$40,090	\$51,920	\$62,030	\$71,110	\$76,900
49-9052	Telecommunications line installers and repairers	#	#	\$17.12	\$35,620	9.5	\$11.83	\$12.76	\$14.70	\$20.93	\$26.22	\$24,610	\$26,540	\$30,580	\$43,530	\$54,540
49-9062	Medical equipment repairers	#	#	\$18.99	\$39,510	17.6	\$12.72	\$13.63	\$15.10	\$24.71	\$30.21	\$26,460	\$28,350	\$31,400	\$51,400	\$62,830
49-9098	Helpers—installation, maintenance, and repair workers	80	20	\$13.53	\$28,150	9.3	\$8.45	\$9.50	\$12.60	\$16.81	\$20.86	\$17,570	\$19,760	\$26,200	\$34,970	\$43,380
49-9099	Installation, maintenance, and repair workers, all other	#	#	\$19.71	\$41,000	11.1	\$10.78	\$15.07	\$19.12	\$24.75	\$28.85	\$22,430	\$31,340	\$39,780	\$51,480	\$60,010
<b>51-0000</b>	<b>Production Occupations</b>	<b>9,380</b>	<b>5</b>	<b>\$15.09</b>	<b>\$31,400</b>	<b>2.1</b>	<b>\$8.73</b>	<b>\$10.39</b>	<b>\$13.51</b>	<b>\$18.50</b>	<b>\$24.58</b>	<b>\$18,150</b>	<b>\$21,620</b>	<b>\$28,100</b>	<b>\$38,480</b>	<b>\$51,130</b>
51-1011	First-line supervisors/managers of production and operating workers	510	6.9	\$26.85	\$55,850	2.2	\$15.90	\$19.53	\$26.97	\$32.94	\$38.18	\$33,070	\$40,630	\$56,090	\$68,510	\$79,420
51-2022	Electrical and electronic equipment assemblers	1,080	17.3	\$12.60	\$26,210	2.9	\$9.19	\$10.24	\$12.04	\$14.13	\$17.17	\$19,120	\$21,290	\$25,050	\$29,380	\$35,700
51-2023	Electromechanical equipment assemblers	#	#	\$13.75	\$28,590	2.4	\$8.10	\$10.95	\$13.08	\$15.97	\$20.90	\$16,840	\$22,770	\$27,210	\$33,230	\$43,470
51-2031	Engine and other machine assemblers	#	#	\$14.16	\$29,460	6	\$9.41	\$10.39	\$12.43	\$16.77	\$23.30	\$19,560	\$21,600	\$25,860	\$34,880	\$48,470

# Data unavailable



Occupational Code	Occupational Title	Employment Estimate	Employment Percentage Relative Standard Error	Average Hourly Wage	Average Annual Wage	Wage Percentage Relative Standard Error	10th Percentile (Hourly)	25th Percentile (Hourly)	50th Percentile (Hourly)	75th Percentile (Hourly)	90th Percentile (Hourly)	10th Percentile (Annual)	25th Percentile (Annual)	50th Percentile (Annual)	75th Percentile (Annual)	90th Percentile (Annual)
51-2092	Team assemblers	1,030	25.1	\$11.25	\$23,390	3.7	\$7.19	\$8.78	\$10.81	\$13.44	\$16.24	\$14,950	\$18,270	\$22,490	\$27,960	\$33,780
51-2099	Assemblers and fabricators, all other	270	35.7	\$13.55	\$28,180	3.5	\$9.02	\$11.46	\$13.74	\$15.22	\$17.06	\$18,760	\$23,840	\$28,590	\$31,650	\$35,490
51-3011	Bakers	160	24	\$11.22	\$23,330	5.9	\$7.09	\$8.13	\$10.39	\$14.47	\$17.01	\$14,750	\$16,920	\$21,620	\$30,110	\$35,390
51-3021	Butchers and meat cutters	110	9	\$15.95	\$33,180	2.6	\$12.40	\$13.78	\$15.83	\$18.37	\$20.56	\$25,780	\$28,670	\$32,920	\$38,210	\$42,770
51-3092	Food batchmakers	120	35.9	\$11.54	\$24,010	10.6	\$7.61	\$8.31	\$9.75	\$13.20	\$18.53	\$15,830	\$17,280	\$20,280	\$27,460	\$38,530
51-4011	Computer-controlled machine tool operators, metal and plastic	170	7.3	\$17.50	\$36,400	3.7	\$10.64	\$14.25	\$18.00	\$20.85	\$23.69	\$22,120	\$29,640	\$37,440	\$43,380	\$49,270
51-4012	Numerical tool and process control programmers	40	47.9	\$23.66	\$49,210	4.1	\$18.90	\$20.51	\$23.38	\$26.37	\$28.16	\$39,310	\$42,660	\$48,630	\$54,850	\$58,580
51-4031	Cutting, punching, and press machine setters, operators, and tenders, metal and plastic	70	16	\$14.70	\$30,570	2.6	\$10.13	\$11.65	\$14.94	\$17.49	\$19.78	\$21,060	\$24,220	\$31,080	\$36,380	\$41,140
51-4033	Grinding, lapping, polishing, and buffing machine tool setters, operators, and tenders, metal and plastic	30	21.3	\$15.26	\$31,740	6.3	\$9.60	\$10.67	\$12.75	\$20.70	\$25.72	\$19,960	\$22,190	\$26,520	\$43,050	\$53,500
51-4041	Machinists	330	12.6	\$23.50	\$48,870	2.4	\$16.83	\$20.05	\$23.73	\$26.93	\$30.27	\$35,000	\$41,710	\$49,360	\$56,010	\$62,950
51-4061	Model makers, metal and plastic	70	35.4	\$21.69	\$45,120	13.2	\$10.73	\$17.81	\$23.87	\$26.83	\$28.58	\$22,310	\$37,040	\$49,650	\$55,810	\$59,440
51-4072	Molding, coremaking, and casting machine setters, operators, and tenders, metal and plastic	170	21.9	\$12.40	\$25,800	8.6	\$7.45	\$9.21	\$11.26	\$13.99	\$20.24	\$15,490	\$19,160	\$23,430	\$29,100	\$42,090
51-4121	Welders, cutters, solderers, and brazers	120	17.7	\$18.59	\$38,670	1.9	\$14.63	\$16.01	\$18.33	\$21.33	\$23.67	\$30,430	\$33,300	\$38,130	\$44,370	\$49,240
51-4122	Welding, soldering, and brazing machine setters, operators, and tenders	#	#	\$15.79	\$32,830	10.4	\$12.04	\$13.36	\$15.95	\$17.69	\$19.54	\$25,040	\$27,790	\$33,190	\$36,790	\$40,640
51-5011	Bindery workers	140	32.9	\$13.71	\$28,510	6.8	\$8.70	\$10.66	\$14.43	\$16.43	\$18.17	\$18,100	\$22,170	\$30,020	\$34,170	\$37,800
51-5021	Job printers	#	#	\$16.15	\$33,600	4.3	\$10.91	\$12.68	\$15.79	\$19.69	\$22.71	\$22,690	\$26,370	\$32,840	\$40,960	\$47,230
51-5022	Prepress technicians and workers	#	#	\$17.10	\$35,560	6.4	\$12.55	\$13.92	\$15.84	\$20.48	\$23.32	\$26,110	\$28,960	\$32,950	\$42,590	\$48,500
51-5023	Printing machine operators	220	26	\$16.27	\$33,850	4.3	\$10.52	\$11.96	\$15.43	\$20.33	\$23.27	\$21,880	\$24,870	\$32,100	\$42,280	\$48,410
51-6011	Laundry and dry-cleaning workers	130	25.7	\$8.62	\$17,920	4.1	\$6.34	\$7.76	\$8.67	\$9.55	\$10.85	\$13,190	\$16,140	\$18,040	\$19,870	\$22,570
51-6021	Pressers, textile, garment, and related materials	50	28.4	\$9.87	\$20,540	4	\$8.73	\$9.15	\$9.87	\$10.59	\$11.19	\$18,150	\$19,030	\$20,530	\$22,030	\$23,270
51-6031	Sewing machine operators	#	#	\$9.03	\$18,770	9.7	\$5.78	\$6.43	\$9.12	\$10.61	\$12.94	\$12,020	\$13,370	\$18,980	\$22,070	\$26,920
51-6051	Sewers, hand	30	30.9	\$11.23	\$23,360	10.9	\$5.96	\$6.79	\$10.57	\$15.52	\$16.80	\$12,390	\$14,130	\$21,980	\$32,290	\$34,940
51-7011	Cabinetmakers and bench carpenters	160	38	\$17.81	\$37,040	6.3	\$6.99	\$11.02	\$17.67	\$25.05	\$27.17	\$14,550	\$22,910	\$36,750	\$52,100	\$56,510
51-7021	Furniture finishers	#	#	\$12.64	\$26,280	3.8	\$9.73	\$10.84	\$12.53	\$13.93	\$16.06	\$20,230	\$22,550	\$26,060	\$28,980	\$33,400
51-7042	Woodworking machine setters, operators, and tenders, except sawing	100	29.1	\$11.94	\$24,840	2.8	\$9.33	\$10.15	\$11.54	\$13.36	\$14.90	\$19,420	\$21,110	\$24,000	\$27,790	\$30,980
51-8021	Stationary engineers and boiler operators	30	9	\$27.72	\$57,650	2.9	\$21.50	\$24.85	\$27.38	\$30.56	\$36.33	\$44,720	\$51,690	\$56,950	\$63,570	\$75,570
51-8031	Water and liquid waste treatment plant and system operators	#	#	\$20.16	\$41,940	1.6	\$13.83	\$16.21	\$19.71	\$23.63	\$28.27	\$28,760	\$33,730	\$40,990	\$49,140	\$58,800
51-8099	Plant and system operators, all other	#	#	\$20.52	\$42,690	8.3	\$13.90	\$17.09	\$21.10	\$23.82	\$26.95	\$28,910	\$35,560	\$43,890	\$49,540	\$56,060

# Data unavailable

Occupational Code	Occupational Title	Employment Estimate	Employment Percentage Relative Standard Error	Average Hourly Wage	Average Annual Wage	Wage Percentage Relative Standard Error	10th Percentile (Hourly)	25th Percentile (Hourly)	50th Percentile (Hourly)	75th Percentile (Hourly)	90th Percentile (Hourly)	10th Percentile (Annual)	25th Percentile (Annual)	50th Percentile (Annual)	75th Percentile (Annual)	90th Percentile (Annual)
51-9011	Chemical equipment operators and tenders	130	5.6	\$14.01	\$29,140	2.5	\$8.94	\$10.80	\$13.41	\$16.79	\$20.52	\$18,590	\$22,460	\$27,900	\$34,920	\$42,680
51-9012	Separating, filtering, clarifying, precipitating, and still machine setters, operators, and tenders	#	#	\$14.93	\$31,050	7.6	\$11.16	\$12.08	\$13.54	\$16.23	\$23.98	\$23,210	\$25,120	\$28,170	\$33,750	\$49,870
51-9021	Crushing, grinding, and polishing machine setters, operators, and tenders	30	21.1	\$15.13	\$31,480	4.3	\$11.73	\$12.70	\$14.18	\$16.74	\$20.41	\$24,400	\$26,430	\$29,500	\$34,830	\$42,450
51-9031	Cutters and trimmers, hand	#	#	\$10.85	\$22,570	14.2	\$7.32	\$7.94	\$11.27	\$13.32	\$15.71	\$15,230	\$16,510	\$23,450	\$27,700	\$32,680
51-9032	Cutting and slicing machine setters, operators, and tenders	110	18.6	\$10.84	\$22,550	3	\$8.24	\$9.27	\$10.31	\$11.43	\$15.41	\$17,150	\$19,290	\$21,440	\$23,770	\$32,060
51-9051	Furnace, kiln, oven, drier, and kettle operators and tenders	#	#	\$18.13	\$37,700	5.2	\$13.69	\$15.23	\$17.78	\$20.82	\$24.52	\$28,460	\$31,690	\$36,990	\$43,310	\$51,000
51-9061	Inspectors, testers, sorters, samplers, and weighers	280	6.5	\$18.17	\$37,790	2.4	\$11.92	\$13.90	\$17.52	\$21.65	\$25.92	\$24,790	\$28,910	\$36,450	\$45,040	\$53,920
51-9071	Jewelers and precious stone and metal workers	#	#	\$16.73	\$34,790	12.1	\$12.21	\$13.36	\$15.36	\$17.52	\$25.79	\$25,390	\$27,790	\$31,950	\$36,450	\$53,640
51-9081	Dental laboratory technicians	#	#	\$18.69	\$38,880	6.8	\$13.07	\$16.78	\$18.95	\$20.89	\$22.82	\$27,180	\$34,900	\$39,410	\$43,450	\$47,470
51-9082	Medical appliance technicians	#	#	\$15.53	\$32,300	6.6	\$8.78	\$11.42	\$13.24	\$17.03	\$29.49	\$18,270	\$23,750	\$27,540	\$35,430	\$61,340
51-9111	Packaging and filling machine operators and tenders	200	21.9	\$11.94	\$24,840	4.1	\$9.10	\$10.17	\$11.73	\$13.33	\$15.27	\$18,930	\$21,150	\$24,400	\$27,720	\$31,760
51-9121	Coating, painting, and spraying machine setters, operators, and tenders	40	32.5	\$12.17	\$25,320	2.7	\$9.31	\$10.17	\$11.83	\$13.60	\$15.88	\$19,360	\$21,150	\$24,610	\$28,290	\$33,040
51-9131	Photographic process workers	#	#	\$14.21	\$29,550	5.9	\$10.32	\$12.41	\$14.63	\$16.35	\$17.38	\$21,460	\$25,820	\$30,420	\$34,000	\$36,150
51-9132	Photographic processing machine operators	40	2.6	\$10.93	\$22,740	2.7	\$7.41	\$9.26	\$10.78	\$12.79	\$14.21	\$15,420	\$19,260	\$22,430	\$26,590	\$29,560
51-9194	Etchers and engravers	#	#	\$12.87	\$26,770	3.1	\$9.54	\$10.29	\$11.76	\$14.04	\$19.90	\$19,850	\$21,400	\$24,460	\$29,210	\$41,390
51-9198	Helpers--production workers	200	19.3	\$11.22	\$23,350	2.6	\$8.38	\$9.50	\$10.93	\$12.93	\$15.16	\$17,420	\$19,760	\$22,740	\$26,890	\$31,530
51-9199	Production workers, all other	200	8.1	\$10.51	\$21,860	7.6	\$5.88	\$6.47	\$7.98	\$13.48	\$20.07	\$12,220	\$13,450	\$16,590	\$28,040	\$41,740
<b>53-0000</b>	<b>Transportation and Material Moving Occupations</b>	<b>5,480</b>	<b>5.4</b>	<b>\$16.96</b>	<b>\$35,280</b>	<b>11</b>	<b>\$7.18</b>	<b>\$9.75</b>	<b>\$12.96</b>	<b>\$17.63</b>	<b>\$27.38</b>	<b>\$14,940</b>	<b>\$20,280</b>	<b>\$26,950</b>	<b>\$36,670</b>	<b>\$56,960</b>
53-1021	First-line supervisors/managers of helpers, laborers, and material movers, hand	70	14.8	\$20.66	\$42,960	3.1	\$14.28	\$15.63	\$19.65	\$24.47	\$30.29	\$29,700	\$32,510	\$40,870	\$50,890	\$63,000
53-1031	First-line supervisors/managers of transportation and material-moving machine and vehicle operators	180	19	\$31.56	\$65,640	9.4	\$10.54	\$14.96	\$26.32	\$44.02	\$65.26	\$21,920	\$31,130	\$54,750	\$91,560	\$135,740
53-3022	Bus drivers, school	420	2.1	\$14.06	\$29,240	4.5	\$10.16	\$12.27	\$14.08	\$16.56	\$18.17	\$21,130	\$25,520	\$29,290	\$34,450	\$37,800
53-3031	Driver/sales workers	370	32.7	\$7.15	\$14,870	5.3	\$5.52	\$5.85	\$6.39	\$6.94	\$10.86	\$11,490	\$12,170	\$13,290	\$14,430	\$22,580
53-3032	Truck drivers, heavy and tractor-trailer	530	17.9	\$16.67	\$34,660	3.4	\$11.11	\$13.63	\$16.67	\$19.67	\$21.96	\$23,110	\$28,340	\$34,660	\$40,910	\$45,690
53-3033	Truck drivers, light or delivery services	680	13.5	\$15.14	\$31,490	4.4	\$9.16	\$10.67	\$14.07	\$18.24	\$24.40	\$19,050	\$22,200	\$29,270	\$37,930	\$50,750
53-3041	Taxi drivers and chauffeurs	90	46.7	\$13.43	\$27,930	3.8	\$9.24	\$11.54	\$12.67	\$13.84	\$20.21	\$19,220	\$24,010	\$26,350	\$28,780	\$42,030
53-6031	Service station attendants	120	32	\$10.00	\$20,810	3	\$7.63	\$8.68	\$9.95	\$11.10	\$12.06	\$15,880	\$18,040	\$20,700	\$23,080	\$25,090
53-7011	Conveyor operators and tenders	40	40.6	\$16.98	\$35,310	11.7	\$9.89	\$14.36	\$17.63	\$20.60	\$22.40	\$20,560	\$29,860	\$36,670	\$42,840	\$46,590
53-7021	Crane and tower operators	#	#	\$19.75	\$41,080	17.7	\$12.99	\$14.44	\$18.62	\$25.59	\$29.06	\$27,030	\$30,030	\$38,730	\$53,230	\$60,440

# Data unavailable

Occupational Code	Occupational Title	Employment Estimate	Employment Percentage Relative Standard Error	Average Hourly Wage	Average Annual Wage	Wage Percentage Relative Standard Error	10th Percentile (Hourly)	25th Percentile (Hourly)	50th Percentile (Hourly)	75th Percentile (Hourly)	90th Percentile (Hourly)	10th Percentile (Annual)	25th Percentile (Annual)	50th Percentile (Annual)	75th Percentile (Annual)	90th Percentile (Annual)
53-7032	Excavating and loading machine and dragline operators	#	#	\$17.52	\$36,430	6.4	\$10.37	\$15.13	\$17.57	\$20.39	\$22.83	\$21,560	\$31,480	\$36,540	\$42,400	\$47,480
53-7051	Industrial truck and tractor operators	420	17.3	\$14.63	\$30,430	3.4	\$10.12	\$11.72	\$13.69	\$17.61	\$20.82	\$21,060	\$24,380	\$28,470	\$36,630	\$43,310
53-7061	Cleaners of vehicles and equipment	230	17.2	\$9.59	\$19,950	4.4	\$5.90	\$6.88	\$8.94	\$12.06	\$14.11	\$12,260	\$14,310	\$18,590	\$25,080	\$29,350
53-7062	Laborers and freight, stock, and material movers, hand	1,030	9	\$11.28	\$23,470	2	\$7.90	\$9.50	\$10.93	\$12.95	\$15.01	\$16,430	\$19,760	\$22,730	\$26,930	\$31,220
53-7063	Machine feeders and offbearers	#	#	\$11.46	\$23,840	7.2	\$7.45	\$9.04	\$10.71	\$13.34	\$16.39	\$15,500	\$18,810	\$22,280	\$27,750	\$34,090
53-7064	Packers and packagers, hand	410	6.9	\$8.88	\$18,460	2.5	\$6.17	\$7.26	\$8.40	\$10.32	\$12.59	\$12,830	\$15,100	\$17,470	\$21,460	\$26,190
53-7199	Material moving workers, all other	#	#	\$12.58	\$26,160	7.5	\$8.87	\$12.19	\$13.17	\$14.17	\$14.93	\$18,460	\$25,350	\$27,400	\$29,480	\$31,050

# Data unavailable

Occupational Code	Occupational Title	Employment Estimate	Employment Percentage Relative Standard Error	Average Hourly Wage	Average Annual Wage	Wage Percentage Relative Standard Error	10th Percentile (Hourly)	25th Percentile (Hourly)	50th Percentile (Hourly)	75th Percentile (Hourly)	90th Percentile (Hourly)	10th Percentile (Annual)	25th Percentile (Annual)	50th Percentile (Annual)	75th Percentile (Annual)	90th Percentile (Annual)
<b>00-0000</b>	<b>Total all Occupations</b>	<b>251,920</b>	<b>1.76</b>	<b>\$18.84</b>	<b>\$39,186</b>	<b>1.45</b>	<b>\$7.59</b>	<b>\$10.14</b>	<b>\$14.87</b>	<b>\$23.20</b>	<b>\$35.19</b>	<b>\$15,791</b>	<b>\$21,091</b>	<b>\$30,923</b>	<b>\$48,248</b>	<b>\$73,199</b>
<b>11-0000</b>	<b>Management Occupations</b>	<b>11,350</b>	<b>4.1</b>	<b>\$39.69</b>	<b>\$82,560</b>	<b>1.4</b>	<b>\$17.37</b>	<b>\$26.16</b>	<b>\$35.59</b>	<b>\$49.38</b>	<b>\$67.55</b>	<b>\$36,130</b>	<b>\$54,400</b>	<b>\$74,030</b>	<b>\$102,710</b>	<b>\$140,490</b>
11-1011	Chief executives	240	13.4	\$70.10	\$145,810	4.7	\$39.86	\$48.87	\$67.69	#	#	\$82,910	\$101,640	\$140,790	#	#
11-1021	General and operations managers	3,790	4	\$43.24	\$89,950	1.9	\$18.41	\$27.24	\$36.57	\$55.18	#	\$38,290	\$56,660	\$76,070	\$114,760	#
11-2011	Advertising and promotions managers	150	35.4	\$20.41	\$42,450	10.8	\$11.92	\$12.93	\$17.90	\$24.43	\$35.25	\$24,800	\$26,890	\$37,230	\$50,810	\$73,320
11-2021	Marketing managers	420	11.6	\$45.18	\$93,970	3.6	\$24.09	\$29.64	\$42.30	\$57.94	#	\$50,100	\$61,650	\$87,990	\$120,520	#
11-2022	Sales managers	360	11.7	\$47.30	\$98,380	4.6	\$21.04	\$28.65	\$42.75	\$62.02	#	\$43,760	\$59,590	\$88,920	\$129,000	#
11-2031	Public relations managers	100	10.7	\$39.63	\$82,430	5.6	\$20.71	\$27.94	\$37.34	\$45.10	\$63.02	\$43,070	\$58,110	\$77,660	\$93,800	\$131,090
11-3011	Administrative services managers	260	10.8	\$32.60	\$67,810	2.6	\$18.21	\$23.44	\$31.25	\$42.27	\$51.60	\$37,870	\$48,750	\$65,000	\$87,920	\$107,330
11-3021	Computer and information systems managers	450	12.4	\$46.79	\$97,320	1.6	\$32.26	\$38.63	\$46.96	\$54.49	\$61.86	\$67,090	\$80,350	\$97,680	\$113,340	\$128,670
11-3031	Financial managers	480	10	\$42.96	\$89,360	2.3	\$23.72	\$31.88	\$41.01	\$51.78	\$63.34	\$49,330	\$66,300	\$85,290	\$107,710	\$131,750
11-3041	Compensation and benefits managers	60	13.2	\$33.25	\$69,150	5.7	\$19.55	\$23.35	\$28.87	\$39.78	\$55.68	\$40,650	\$48,560	\$60,040	\$82,740	\$115,810
11-3042	Training and development managers	50	24.2	\$30.86	\$64,190	7.8	\$18.52	\$21.61	\$30.46	\$38.69	\$46.18	\$38,520	\$44,950	\$63,360	\$80,470	\$96,060
11-3049	Human resources managers, all other	80	10	\$41.21	\$85,710	2.2	\$30.16	\$35.17	\$41.31	\$46.85	\$54.10	\$62,730	\$73,140	\$85,920	\$97,450	\$112,530
11-3051	Industrial production managers	130	12.4	\$34.41	\$71,570	4.9	\$19.48	\$22.93	\$31.69	\$40.30	\$55.24	\$40,510	\$47,700	\$65,910	\$83,830	\$114,890
11-3061	Purchasing managers	80	12.4	\$42.25	\$87,880	4.1	\$24.88	\$33.49	\$42.91	\$52.28	\$61.29	\$51,740	\$69,650	\$89,260	\$108,750	\$127,480
11-3071	Transportation, storage, and distribution managers	130	14.9	\$32.45	\$67,490	3.2	\$21.65	\$25.13	\$30.89	\$39.28	\$45.45	\$45,040	\$52,260	\$64,240	\$81,700	\$94,530
11-9021	Construction managers	700	32.8	\$34.66	\$72,080	3	\$27.20	\$30.60	\$33.61	\$36.93	\$44.05	\$56,570	\$63,650	\$69,910	\$76,820	\$91,620
11-9031	Education administrators, preschool and child care center/program	60	22.8	\$16.52	\$34,360	6.9	\$12.11	\$13.14	\$15.23	\$20.31	\$23.00	\$25,190	\$27,340	\$31,670	\$42,250	\$47,840
11-9032	Education administrators, elementary and secondary school	510	10.5	#	\$74,070	1.3	#	#	#	#	#	\$56,990	\$66,330	\$74,430	\$83,300	\$95,620
11-9033	Education administrators, postsecondary	180	15.2	\$33.32	\$69,300	7.7	\$16.84	\$22.12	\$29.85	\$40.97	\$53.60	\$35,020	\$46,020	\$62,080	\$85,210	\$111,480
11-9041	Engineering managers	500	14.6	\$52.92	\$110,070	4.4	\$34.30	\$41.48	\$50.90	\$62.51	#	\$71,350	\$86,280	\$105,880	\$130,010	#
11-9051	Food service managers	240	16.3	\$20.25	\$42,120	4.5	\$10.68	\$14.01	\$18.99	\$25.25	\$33.01	\$22,210	\$29,150	\$39,490	\$52,530	\$68,660
11-9081	Lodging managers	120	17.3	\$18.66	\$38,820	4.8	\$13.22	\$14.62	\$16.54	\$21.07	\$28.67	\$27,490	\$30,410	\$34,410	\$43,840	\$59,630
11-9111	Medical and health services managers	320	17.5	\$34.91	\$72,600	7.4	\$19.55	\$23.84	\$28.80	\$38.40	\$54.24	\$40,650	\$49,580	\$59,900	\$79,860	\$112,810
11-9121	Natural sciences managers	60	47.7	\$50.46	\$104,950	6.6	\$31.16	\$39.85	\$46.24	\$55.84	#	\$64,820	\$82,880	\$96,190	\$116,140	#
11-9141	Property, real estate, and community association managers	530	25.6	\$16.38	\$34,070	10.6	\$7.66	\$8.54	\$13.07	\$21.30	\$31.54	\$15,940	\$17,770	\$27,190	\$44,310	\$65,600
11-9151	Social and community service managers	150	19.2	\$25.98	\$54,040	5.3	\$13.15	\$17.57	\$24.75	\$29.81	\$39.03	\$27,350	\$36,540	\$51,490	\$62,010	\$81,180
11-9199	Managers, all other	860	6.1	\$41.74	\$86,830	2.5	\$22.88	\$30.75	\$40.69	\$50.43	\$61.97	\$47,590	\$63,960	\$84,630	\$104,900	\$128,900

# Data unavailable

Occupational Code	Occupational Title	Employment Estimate	Employment Percentage Relative Standard Error	Average Hourly Wage	Average Annual Wage	Wage Percentage Relative Standard Error	10th Percentile (Hourly)	25th Percentile (Hourly)	50th Percentile (Hourly)	75th Percentile (Hourly)	90th Percentile (Hourly)	10th Percentile (Annual)	25th Percentile (Annual)	50th Percentile (Annual)	75th Percentile (Annual)	90th Percentile (Annual)
<b>13-0000</b>	<b>Business and Financial Operations Occupations</b>	<b>14,060</b>	<b>4.4</b>	<b>\$29.67</b>	<b>\$61,710</b>	<b>3</b>	<b>\$14.85</b>	<b>\$19.56</b>	<b>\$26.36</b>	<b>\$35.66</b>	<b>\$45.96</b>	<b>\$30,890</b>	<b>\$40,680</b>	<b>\$54,830</b>	<b>\$74,160</b>	<b>\$95,590</b>
13-1022	Wholesale and retail buyers, except farm products	170	30.6	\$23.75	\$49,400	4.7	\$15.84	\$18.43	\$20.80	\$24.63	\$33.76	\$32,950	\$38,330	\$43,270	\$51,230	\$70,220
13-1023	Purchasing agents, except wholesale, retail, and farm products	770	6	\$27.85	\$57,920	2.4	\$17.95	\$21.85	\$26.78	\$33.26	\$41.00	\$37,330	\$45,440	\$55,710	\$69,180	\$85,290
13-1031	Claims adjusters, examiners, and investigators	1,060	29.6	\$24.20	\$50,340	4.4	\$14.43	\$18.04	\$23.55	\$29.66	\$35.33	\$30,000	\$37,530	\$48,990	\$61,680	\$73,490
13-1041	Compliance officers, except agriculture, construction, health and safety, and transportation	330	7.1	\$24.67	\$51,310	8.9	\$13.13	\$14.80	\$23.60	\$32.61	\$38.82	\$27,310	\$30,780	\$49,090	\$67,830	\$80,750
13-1051	Cost estimators	680	21.2	\$24.21	\$50,350	2.5	\$16.46	\$20.17	\$24.35	\$27.59	\$32.72	\$34,230	\$41,960	\$50,640	\$57,390	\$68,050
13-1071	Employment, recruitment, and placement specialists	310	23.8	\$25.14	\$52,290	11.6	\$11.58	\$14.86	\$19.19	\$26.15	\$39.72	\$24,080	\$30,910	\$39,920	\$54,380	\$82,630
13-1072	Compensation, benefits, and job analysis specialists	170	9.4	\$23.57	\$49,030	2.5	\$15.12	\$18.36	\$22.38	\$27.79	\$34.72	\$31,440	\$38,190	\$46,550	\$57,800	\$72,230
13-1073	Training and development specialists	480	16.4	\$21.96	\$45,670	2.3	\$14.23	\$16.77	\$21.03	\$25.83	\$32.49	\$29,590	\$34,890	\$43,740	\$53,720	\$67,580
13-1079	Human resources, training, and labor relations specialists, all other	430	8.2	\$26.38	\$54,880	4.1	\$17.52	\$21.13	\$25.43	\$31.18	\$36.43	\$36,450	\$43,950	\$52,900	\$64,860	\$75,780
13-1081	Logisticians	380	3	\$33.75	\$70,200	2.6	\$22.49	\$28.09	\$33.84	\$39.40	\$46.72	\$46,780	\$58,420	\$70,380	\$81,940	\$97,170
13-1111	Management analysts	1,050	14.7	\$45.52	\$94,680	15.6	\$20.55	\$25.45	\$35.07	\$49.26	#	\$42,740	\$52,930	\$72,940	\$102,460	#
13-1121	Meeting and convention planners	160	14.3	\$17.63	\$36,670	2.4	\$12.68	\$15.05	\$17.18	\$20.16	\$23.72	\$26,370	\$31,310	\$35,730	\$41,930	\$49,340
13-1199	Business operations specialists, all other	3,510	5.4	\$33.95	\$70,610	4	\$18.55	\$24.58	\$32.45	\$40.77	\$49.21	\$38,590	\$51,120	\$67,490	\$84,800	\$102,350
13-2011	Accountants and auditors	2,180	12.2	\$26.84	\$55,830	4.5	\$13.97	\$17.64	\$23.57	\$33.02	\$44.87	\$29,050	\$36,680	\$49,020	\$68,670	\$93,340
13-2031	Budget analysts	230	4.9	\$28.96	\$60,240	1.7	\$22.05	\$24.99	\$28.57	\$33.30	\$37.09	\$45,870	\$51,980	\$59,430	\$69,260	\$77,140
13-2041	Credit analysts	60	22.8	\$30.49	\$63,420	4.2	\$18.64	\$23.33	\$29.85	\$34.53	\$43.75	\$38,770	\$48,530	\$62,080	\$71,820	\$91,010
13-2051	Financial analysts	190	17.1	\$24.57	\$51,100	5.6	\$15.13	\$17.01	\$21.99	\$29.38	\$38.64	\$31,470	\$35,380	\$45,730	\$61,110	\$80,360
13-2052	Personal financial advisors	260	24.1	\$37.16	\$77,300	25.9	\$13.09	\$15.29	\$20.26	\$49.67	#	\$27,220	\$31,810	\$42,150	\$103,320	#
13-2053	Insurance underwriters	240	36.4	\$30.03	\$62,470	9.7	\$14.41	\$19.22	\$26.50	\$35.45	\$47.03	\$29,980	\$39,980	\$55,120	\$73,730	\$97,830
13-2072	Loan officers	740	27.5	\$28.39	\$59,040	13.1	\$13.37	\$16.49	\$22.31	\$35.43	\$46.40	\$27,810	\$34,290	\$46,400	\$73,700	\$96,500
13-2081	Tax examiners, collectors, and revenue agents	50	0.5	\$26.14	\$54,370	1.6	\$16.79	\$19.22	\$24.15	\$32.44	\$39.47	\$34,920	\$39,980	\$50,240	\$67,470	\$82,100
13-2082	Tax preparers	#	#	\$14.79	\$30,760	10	\$12.31	\$12.91	\$13.90	\$14.90	\$21.06	\$25,600	\$26,840	\$28,920	\$30,990	\$43,800
13-2099	Financial specialists, all other	310	35.7	\$27.68	\$57,570	6.2	\$15.29	\$18.63	\$27.18	\$37.32	\$42.08	\$31,790	\$38,740	\$56,540	\$77,630	\$87,520
<b>15-0000</b>	<b>Computer and Mathematical Occupations</b>	<b>12,300</b>	<b>7.9</b>	<b>\$34.29</b>	<b>\$71,330</b>	<b>3.4</b>	<b>\$19.15</b>	<b>\$25.34</b>	<b>\$33.38</b>	<b>\$41.61</b>	<b>\$49.85</b>	<b>\$39,830</b>	<b>\$52,700</b>	<b>\$69,430</b>	<b>\$86,550</b>	<b>\$103,680</b>
15-1011	Computer and information scientists, research	100	32.5	\$43.69	\$90,870	5.2	\$32.34	\$36.50	\$41.57	\$48.37	\$58.00	\$67,270	\$75,930	\$86,470	\$100,600	\$120,630
15-1021	Computer programmers	1,150	27.3	\$32.35	\$67,280	3.4	\$17.40	\$21.96	\$34.59	\$40.88	\$46.33	\$36,180	\$45,670	\$71,940	\$85,020	\$96,360
15-1031	Computer software engineers, applications	2,590	20	\$42.20	\$87,780	7.8	\$25.18	\$31.19	\$38.15	\$47.84	\$68.72	\$52,370	\$64,870	\$79,360	\$99,510	\$142,930
15-1032	Computer software engineers, systems software	2,440	14.9	\$39.16	\$81,450	2.1	\$26.14	\$32.03	\$39.20	\$45.52	\$53.83	\$54,370	\$66,620	\$81,530	\$94,670	\$111,970
15-1041	Computer support specialists	1,540	9.1	\$21.54	\$44,800	3.1	\$12.76	\$16.01	\$20.59	\$25.53	\$31.78	\$26,530	\$33,310	\$42,820	\$53,110	\$66,100

# Data unavailable

Occupational Code	Occupational Title	Employment Estimate	Employment Percentage Relative Standard Error	Average Hourly Wage	Average Annual Wage	Wage Percentage Relative Standard Error	10th Percentile (Hourly)	25th Percentile (Hourly)	50th Percentile (Hourly)	75th Percentile (Hourly)	90th Percentile (Hourly)	10th Percentile (Annual)	25th Percentile (Annual)	50th Percentile (Annual)	75th Percentile (Annual)	90th Percentile (Annual)
15-1051	Computer systems analysts	1,350	21.4	\$34.68	\$72,130	1.9	\$24.81	\$28.57	\$34.10	\$40.30	\$46.36	\$51,600	\$59,420	\$70,920	\$83,820	\$96,430
15-1061	Database administrators	240	9.1	\$32.94	\$68,520	2.6	\$16.94	\$26.99	\$33.37	\$40.50	\$47.31	\$35,230	\$56,150	\$69,400	\$84,230	\$98,410
15-1071	Network and computer systems administrators	1,010	12.4	\$29.98	\$62,360	1.4	\$18.33	\$24.00	\$29.71	\$35.42	\$42.21	\$38,120	\$49,920	\$61,790	\$73,670	\$87,800
15-1081	Network systems and data communications analysts	#	#	\$28.41	\$59,090	2.5	\$18.65	\$22.17	\$27.46	\$33.35	\$39.48	\$38,800	\$46,120	\$57,110	\$69,370	\$82,120
15-1099	Computer specialists, all other	610	5.7	\$31.89	\$66,320	2.4	\$21.09	\$26.69	\$32.32	\$37.37	\$43.29	\$43,870	\$55,510	\$67,230	\$77,730	\$90,050
15-2031	Operations research analysts	140	4.6	\$38.76	\$80,610	6.9	\$24.08	\$31.14	\$40.60	\$47.13	\$54.26	\$50,080	\$64,760	\$84,450	\$98,040	\$112,870
15-2041	Statisticians	30	32.6	\$27.59	\$57,380	2.3	\$22.55	\$24.43	\$26.73	\$29.12	\$36.65	\$46,900	\$50,820	\$55,590	\$60,560	\$76,230
<b>17-0000</b>	<b>Architecture and Engineering Occupations</b>	<b>7,500</b>	<b>7.4</b>	<b>\$32.74</b>	<b>\$68,100</b>	<b>2.4</b>	<b>\$17.57</b>	<b>\$22.88</b>	<b>\$31.05</b>	<b>\$40.56</b>	<b>\$50.94</b>	<b>\$36,530</b>	<b>\$47,580</b>	<b>\$64,580</b>	<b>\$84,360</b>	<b>\$105,960</b>
17-1011	Architects, except landscape and naval	180	35.3	\$30.81	\$64,090	4.5	\$21.00	\$24.19	\$29.12	\$37.49	\$44.84	\$43,680	\$50,320	\$60,560	\$77,990	\$93,270
17-1012	Landscape architects	#	#	\$32.27	\$67,120	17	\$12.84	\$17.59	\$21.07	\$27.56	#	\$26,700	\$36,590	\$43,820	\$57,330	#
17-1021	Cartographers and photogrammetrists	50	22.1	\$22.77	\$47,370	7.4	\$14.46	\$16.45	\$21.29	\$28.64	\$34.88	\$30,080	\$34,220	\$44,280	\$59,580	\$72,550
17-1022	Surveyors	190	25.9	\$25.01	\$52,020	6.3	\$15.89	\$18.40	\$21.74	\$31.58	\$38.89	\$33,050	\$38,270	\$45,220	\$65,680	\$80,890
17-2011	Aerospace engineers	#	#	\$43.15	\$89,760	6.2	\$28.04	\$36.13	\$43.53	\$52.20	\$60.12	\$58,320	\$75,140	\$90,540	\$108,580	\$125,050
17-2051	Civil engineers	550	26	\$30.67	\$63,800	3.5	\$21.85	\$24.74	\$31.11	\$35.69	\$40.53	\$45,460	\$51,460	\$64,720	\$74,240	\$84,310
17-2061	Computer hardware engineers	520	34.4	\$51.11	\$106,320	6.3	\$32.00	\$38.19	\$47.73	\$63.37	#	\$66,570	\$79,440	\$99,280	\$131,820	#
17-2071	Electrical engineers	#	#	\$39.62	\$82,400	4.8	\$25.97	\$29.92	\$36.23	\$44.88	\$56.12	\$54,020	\$62,230	\$75,360	\$93,360	\$116,720
17-2072	Electronics engineers, except computer	890	17.5	\$38.60	\$80,290	2.7	\$26.59	\$31.56	\$37.17	\$46.04	\$55.34	\$55,300	\$65,640	\$77,310	\$95,770	\$115,110
17-2081	Environmental engineers	90	49.1	\$30.15	\$62,710	11.1	\$16.82	\$21.19	\$31.71	\$37.98	\$43.76	\$34,980	\$44,080	\$65,950	\$78,990	\$91,020
17-2111	Health and safety engineers, except mining safety engineers and inspectors	50	11.3	\$33.94	\$70,600	8	\$21.48	\$24.53	\$32.83	\$42.88	\$48.56	\$44,680	\$51,030	\$68,280	\$89,180	\$101,010
17-2112	Industrial engineers	580	21.7	\$32.99	\$68,610	2.6	\$21.27	\$26.60	\$32.95	\$39.40	\$44.63	\$44,250	\$55,330	\$68,530	\$81,950	\$92,820
17-2131	Materials engineers	40	20.9	\$38.27	\$79,600	3.9	\$25.14	\$31.34	\$39.31	\$44.61	\$51.28	\$52,280	\$65,200	\$81,770	\$92,790	\$106,670
17-2141	Mechanical engineers	480	14.1	\$33.72	\$70,130	1.9	\$22.34	\$28.10	\$33.97	\$40.32	\$44.96	\$46,480	\$58,450	\$70,650	\$83,870	\$93,510
17-2199	Engineers, all other	210	7.8	\$39.79	\$82,770	2.9	\$25.29	\$32.94	\$40.50	\$47.67	\$55.93	\$52,610	\$68,510	\$84,240	\$99,140	\$116,340
17-3011	Architectural and civil drafters	270	33.3	\$19.34	\$40,230	5.3	\$13.38	\$16.01	\$18.85	\$22.31	\$26.61	\$27,840	\$33,290	\$39,200	\$46,410	\$55,360
17-3012	Electrical and electronics drafters	90	26.3	\$25.96	\$53,990	3.8	\$17.82	\$20.11	\$24.11	\$30.33	\$38.44	\$37,070	\$41,830	\$50,140	\$63,090	\$79,950
17-3013	Mechanical drafters	120	17.2	\$24.07	\$50,070	5.2	\$15.87	\$19.64	\$24.02	\$27.39	\$34.11	\$33,010	\$40,850	\$49,960	\$56,970	\$70,940
17-3019	Drafters, all other	#	#	\$15.95	\$33,170	10.2	\$11.89	\$12.65	\$13.93	\$17.02	\$19.30	\$24,720	\$26,320	\$28,970	\$35,410	\$40,140
17-3022	Civil engineering technicians	310	44.5	\$24.10	\$50,120	4.3	\$13.76	\$20.43	\$24.39	\$28.79	\$33.21	\$28,620	\$42,490	\$50,720	\$59,890	\$69,090
17-3023	Electrical and electronic engineering technicians	830	11.9	\$23.72	\$49,330	4.1	\$14.55	\$18.07	\$22.71	\$28.60	\$34.93	\$30,260	\$37,580	\$47,250	\$59,490	\$72,660
17-3024	Electro-mechanical technicians	#	#	\$28.05	\$58,340	7.5	\$15.15	\$21.91	\$29.55	\$34.42	\$40.11	\$31,520	\$45,570	\$61,460	\$71,590	\$83,430
17-3025	Environmental engineering technicians	#	#	\$17.69	\$36,800	7.4	\$11.27	\$13.65	\$18.79	\$21.53	\$23.16	\$23,450	\$28,390	\$39,080	\$44,790	\$48,180

# Data unavailable



Occupational Code	Occupational Title	Employment Estimate	Employment Percentage Relative Standard Error	Average Hourly Wage	Average Annual Wage	Wage Percentage Relative Standard Error	10th Percentile (Hourly)	25th Percentile (Hourly)	50th Percentile (Hourly)	75th Percentile (Hourly)	90th Percentile (Hourly)	10th Percentile (Annual)	25th Percentile (Annual)	50th Percentile (Annual)	75th Percentile (Annual)	90th Percentile (Annual)
17-3029	Engineering technicians, except drafters, all other	210	7.4	\$25.55	\$53,140	2.9	\$19.02	\$22.86	\$25.99	\$28.65	\$31.54	\$39,560	\$47,550	\$54,060	\$59,590	\$65,610
17-3031	Surveying and mapping technicians	130	28.4	\$18.50	\$38,470	8.8	\$11.57	\$13.62	\$17.68	\$22.21	\$27.81	\$24,080	\$28,330	\$36,770	\$46,190	\$57,840
<b>19-0000</b>	<b>Life, Physical, and Social Science Occupations</b>	<b>1,910</b>	<b>13.2</b>	<b>\$31.05</b>	<b>\$64,580</b>	<b>3.9</b>	<b>\$14.09</b>	<b>\$20.36</b>	<b>\$28.85</b>	<b>\$38.97</b>	<b>\$48.32</b>	<b>\$29,300</b>	<b>\$42,350</b>	<b>\$60,000</b>	<b>\$81,070</b>	<b>\$100,510</b>
19-1022	Microbiologists	#	#	\$24.33	\$50,600	3.6	\$22.26	\$23.24	\$24.86	\$26.48	\$27.45	\$46,310	\$48,350	\$51,710	\$55,070	\$57,090
19-2012	Physicists	60	46.6	\$43.80	\$91,100	5.8	\$21.62	\$30.82	\$47.48	\$55.06	\$62.67	\$44,980	\$64,110	\$98,750	\$114,520	\$130,360
19-2031	Chemists	#	#	\$22.03	\$45,820	3.6	\$13.94	\$16.33	\$20.74	\$27.29	\$30.64	\$29,000	\$33,970	\$43,140	\$56,760	\$63,740
19-2032	Materials scientists	#	#	\$34.32	\$71,380	3.4	\$21.85	\$24.75	\$35.54	\$42.68	\$47.65	\$45,440	\$51,480	\$73,930	\$88,770	\$99,100
19-2041	Environmental scientists and specialists, including health	70	7.9	\$26.96	\$56,070	6.1	\$17.11	\$22.72	\$26.46	\$30.95	\$35.57	\$35,590	\$47,260	\$55,040	\$64,370	\$73,990
19-2042	Geoscientists, except hydrologists and geographers	#	#	\$20.71	\$43,070	18.1	\$12.86	\$13.82	\$15.32	\$22.58	\$30.70	\$26,740	\$28,740	\$31,860	\$46,960	\$63,860
19-3021	Market research analysts	370	24.6	\$37.86	\$78,750	5.4	\$14.52	\$23.67	\$37.10	\$43.66	\$69.07	\$30,190	\$49,230	\$77,170	\$90,820	\$143,660
19-3031	Clinical, counseling, and school psychologists	300	13.5	\$30.99	\$64,460	6.4	\$13.82	\$21.85	\$30.77	\$38.51	\$47.64	\$28,750	\$45,450	\$64,000	\$80,100	\$99,090
19-3051	Urban and regional planners	90	33.5	\$29.19	\$60,710	7.1	\$20.66	\$24.12	\$28.13	\$33.51	\$40.05	\$42,970	\$50,170	\$58,510	\$69,690	\$83,310
19-3099	Social scientists and related workers, all other	190	24.3	\$34.99	\$72,770	2.6	\$23.52	\$28.88	\$34.86	\$40.66	\$47.89	\$48,910	\$60,060	\$72,510	\$84,570	\$99,600
19-4031	Chemical technicians	70	48.3	\$17.99	\$37,430	6.5	\$9.99	\$13.14	\$16.69	\$22.11	\$27.60	\$20,780	\$27,330	\$34,720	\$46,000	\$57,400
19-4093	Forest and conservation technicians	70	7	\$15.10	\$31,410	3.7	\$11.79	\$12.80	\$14.21	\$16.70	\$21.00	\$24,520	\$26,610	\$29,550	\$34,740	\$43,690
19-4099	Life, physical, and social science technicians, all other	100	44.5	\$19.68	\$40,930	6	\$11.52	\$14.67	\$18.14	\$25.57	\$29.68	\$23,960	\$30,520	\$37,730	\$53,190	\$61,730
<b>21-0000</b>	<b>Community and Social Services Occupations</b>	<b>2,690</b>	<b>9.9</b>	<b>\$19.58</b>	<b>\$40,720</b>	<b>4</b>	<b>\$10.00</b>	<b>\$13.22</b>	<b>\$17.95</b>	<b>\$24.46</b>	<b>\$30.67</b>	<b>\$20,800</b>	<b>\$27,510</b>	<b>\$37,340</b>	<b>\$50,880</b>	<b>\$63,780</b>
21-1011	Substance abuse and behavioral disorder counselors	#	#	\$13.25	\$27,560	5.4	\$11.26	\$11.84	\$12.78	\$13.73	\$17.32	\$23,410	\$24,620	\$26,590	\$28,550	\$36,020
21-1012	Educational, vocational, and school counselors	390	11.5	\$21.89	\$45,530	1.6	\$15.72	\$18.18	\$21.37	\$25.76	\$29.61	\$32,690	\$37,820	\$44,440	\$53,570	\$61,590
21-1014	Mental health counselors	220	34.6	#	#	#	#	#	#	#	#	#	#	#	#	#
21-1015	Rehabilitation counselors	70	29.9	\$18.83	\$39,160	12	\$11.86	\$12.80	\$14.39	\$26.34	\$31.41	\$24,670	\$26,630	\$29,940	\$54,780	\$65,340
21-1021	Child, family, and school social workers	300	21	\$22.08	\$45,930	5.1	\$12.34	\$14.76	\$18.90	\$28.27	\$37.96	\$25,670	\$30,690	\$39,310	\$58,810	\$78,960
21-1022	Medical and public health social workers	230	36.2	\$19.06	\$39,650	5.9	\$12.62	\$14.89	\$18.18	\$21.34	\$26.05	\$26,250	\$30,980	\$37,820	\$44,390	\$54,180
21-1023	Mental health and substance abuse social workers	110	28.6	\$15.04	\$31,290	16.2	\$6.02	\$6.95	\$14.10	\$20.04	\$27.12	\$12,510	\$14,450	\$29,320	\$41,690	\$56,400
21-1029	Social workers, all other	190	34	\$18.00	\$37,440	10.4	\$10.35	\$11.79	\$16.03	\$24.57	\$30.54	\$21,530	\$24,520	\$33,340	\$51,100	\$63,520
21-1091	Health educators	110	47.6	\$25.33	\$52,690	6.8	\$10.44	\$19.48	\$27.05	\$32.69	\$35.73	\$21,710	\$40,520	\$56,270	\$67,990	\$74,330
21-1092	Probation officers and correctional treatment specialists	150	3.7	\$23.55	\$48,990	3	\$15.69	\$19.38	\$24.37	\$28.67	\$31.20	\$32,630	\$40,310	\$50,690	\$59,630	\$64,890
21-1093	Social and human service assistants	320	20.9	\$13.26	\$27,590	5	\$8.58	\$9.80	\$12.64	\$15.61	\$20.14	\$17,840	\$20,390	\$26,280	\$32,460	\$41,890
21-1099	Community and social service specialists, all other	140	29.6	\$17.87	\$37,170	8.4	\$7.04	\$15.29	\$17.25	\$19.42	\$28.67	\$14,650	\$31,800	\$35,870	\$40,390	\$59,640
21-2011	Clergy	60	25.7	\$23.40	\$48,670	12.1	\$13.81	\$18.77	\$21.27	\$24.32	\$28.99	\$28,720	\$39,040	\$44,240	\$50,590	\$60,300

# Data unavailable



Occupational Code	Occupational Title	Employment Estimate	Employment Percentage Relative Standard Error	Average Hourly Wage	Average Annual Wage	Wage Percentage Relative Standard Error	10th Percentile (Hourly)	25th Percentile (Hourly)	50th Percentile (Hourly)	75th Percentile (Hourly)	90th Percentile (Hourly)	10th Percentile (Annual)	25th Percentile (Annual)	50th Percentile (Annual)	75th Percentile (Annual)	90th Percentile (Annual)
<b>23-0000</b>	<b>Legal Occupations</b>	<b>1,270</b>	<b>7.6</b>	<b>\$31.09</b>	<b>\$64,660</b>	<b>6.5</b>	<b>\$15.15</b>	<b>\$18.00</b>	<b>\$25.25</b>	<b>\$39.93</b>	<b>\$53.43</b>	<b>\$31,520</b>	<b>\$37,440</b>	<b>\$52,510</b>	<b>\$83,060</b>	<b>\$111,130</b>
23-1011	Lawyers	600	13.8	\$42.63	\$88,670	8.5	\$24.54	\$27.37	\$37.93	\$47.23	#	\$51,040	\$56,920	\$78,900	\$98,250	#
23-1023	Judges, magistrate judges, and magistrates	40	6.6	\$48.56	\$101,000	4	\$31.43	\$42.03	\$49.47	\$57.30	\$62.03	\$65,370	\$87,420	\$102,890	\$119,180	\$129,020
23-2011	Paralegals and legal assistants	340	15	\$20.25	\$42,120	4.6	\$15.54	\$17.04	\$19.00	\$21.89	\$26.68	\$32,320	\$35,440	\$39,530	\$45,530	\$55,480
23-2091	Court reporters	30	1.1	\$19.74	\$41,070	2.2	\$13.91	\$16.11	\$18.78	\$23.42	\$28.09	\$28,930	\$33,510	\$39,060	\$48,710	\$58,420
23-2093	Title examiners, abstractors, and searchers	130	46.1	\$16.14	\$33,560	20.2	\$8.01	\$10.72	\$13.77	\$23.66	\$26.97	\$16,650	\$22,290	\$28,640	\$49,220	\$56,100
23-2099	Legal support workers, all other	#	#	\$18.51	\$38,500	4.3	\$11.03	\$13.90	\$18.93	\$22.63	\$25.41	\$22,940	\$28,910	\$39,370	\$47,080	\$52,850
<b>25-0000</b>	<b>Education, Training, and Library Occupations</b>	<b>16,120</b>	<b>6.8</b>	<b>\$18.39</b>	<b>\$38,250</b>	<b>1.9</b>	<b>\$9.65</b>	<b>\$12.94</b>	<b>\$17.42</b>	<b>\$22.70</b>	<b>\$28.60</b>	<b>\$20,070</b>	<b>\$26,920</b>	<b>\$36,240</b>	<b>\$47,210</b>	<b>\$59,490</b>
25-1011	Business teachers, postsecondary	#	#	#	\$59,340	7.2	#	#	#	#	#	\$34,800	\$43,510	\$60,360	\$69,700	\$98,540
25-1066	Psychology teachers, postsecondary	60	32.3	#	\$53,970	2.5	#	#	#	#	#	\$41,480	\$48,140	\$55,590	\$61,300	\$64,810
25-1071	Health specialties teachers, postsecondary	80	19.4	#	\$37,890	28.5	#	#	#	#	#	\$23,970	\$25,360	\$27,670	\$33,670	\$52,040
25-1121	Art, drama, and music teachers, postsecondary	#	#	#	\$53,530	4	#	#	#	#	#	\$34,990	\$40,410	\$45,540	\$63,330	\$93,340
25-1194	Vocational education teachers, postsecondary	220	31.6	\$17.63	\$36,670	9.6	\$10.22	\$13.37	\$16.69	\$21.72	\$27.55	\$21,250	\$27,800	\$34,710	\$45,180	\$57,300
25-2011	Preschool teachers, except special education	690	17	\$11.28	\$23,470	7.8	\$8.03	\$9.10	\$10.48	\$12.23	\$14.86	\$16,700	\$18,930	\$21,800	\$25,440	\$30,900
25-2012	Kindergarten teachers, except special education	470	7.6	#	\$39,590	1.5	#	#	#	#	#	\$27,680	\$32,450	\$37,790	\$46,110	\$56,050
25-2021	Elementary school teachers, except special education	3,180	9.6	#	\$42,970	1.6	#	#	#	#	#	\$31,220	\$35,170	\$41,070	\$50,540	\$59,370
25-2022	Middle school teachers, except special and vocational education	1,650	9.9	#	\$41,940	1.5	#	#	#	#	#	\$30,670	\$34,540	\$39,860	\$48,680	\$58,120
25-2031	Secondary school teachers, except special and vocational education	2,050	12.7	#	\$42,120	2.2	#	#	#	#	#	\$30,310	\$34,390	\$40,170	\$49,230	\$58,490
25-2032	Vocational education teachers, secondary school	60	9.3	#	\$43,060	2	#	#	#	#	#	\$32,900	\$36,460	\$42,110	\$49,340	\$58,100
25-2041	Special education teachers, preschool, kindergarten, and elementary school	410	7.3	#	\$43,470	1.2	#	#	#	#	#	\$32,320	\$35,760	\$42,230	\$50,750	\$59,210
25-2042	Special education teachers, middle school	160	9.8	#	\$43,810	1.5	#	#	#	#	#	\$33,480	\$36,790	\$42,320	\$50,530	\$58,500
25-2043	Special education teachers, secondary school	200	7.6	#	\$43,930	2	#	#	#	#	#	\$31,020	\$35,530	\$42,090	\$51,810	\$61,410
25-3011	Adult literacy, remedial education, and GED teachers and instructors	#	#	\$19.93	\$41,450	2.7	\$15.04	\$16.30	\$18.38	\$22.56	\$28.08	\$31,290	\$33,900	\$38,220	\$46,920	\$58,400
25-3021	Self-enrichment education teachers	660	22.6	\$12.28	\$25,540	7.8	\$6.53	\$8.44	\$10.82	\$15.95	\$20.05	\$13,580	\$17,550	\$22,500	\$33,170	\$41,710
25-3099	Teachers and instructors, all other	1,130	4.7	#	\$39,020	4	#	#	#	#	#	\$26,180	\$28,690	\$33,290	\$46,370	\$59,020
25-4013	Museum technicians and conservators	40	43.2	\$20.00	\$41,610	3.5	\$11.24	\$15.48	\$19.36	\$23.76	\$31.46	\$23,380	\$32,190	\$40,260	\$49,420	\$65,430
25-4021	Librarians	280	3.4	\$29.62	\$61,610	4.8	\$18.45	\$22.55	\$29.27	\$36.41	\$43.42	\$38,380	\$46,900	\$60,890	\$75,740	\$90,310
25-4031	Library technicians	350	7.4	\$12.82	\$26,670	3.5	\$8.33	\$9.95	\$12.41	\$15.03	\$18.43	\$17,330	\$20,700	\$25,810	\$31,260	\$38,340
25-9031	Instructional coordinators	#	#	\$31.75	\$66,040	4.6	\$19.02	\$23.87	\$30.07	\$39.12	\$47.74	\$39,570	\$49,660	\$62,540	\$81,360	\$99,290

# Data unavailable

Occupational Code	Occupational Title	Employment Estimate	Employment Percentage Relative Standard Error	Average Hourly Wage	Average Annual Wage	Wage Percentage Relative Standard Error	10th Percentile (Hourly)	25th Percentile (Hourly)	50th Percentile (Hourly)	75th Percentile (Hourly)	90th Percentile (Hourly)	10th Percentile (Annual)	25th Percentile (Annual)	50th Percentile (Annual)	75th Percentile (Annual)	90th Percentile (Annual)
25-9041	Teacher assistants	2,300	9.1	#	\$20,380	3.8	#	#	#	#	#	\$12,980	\$15,930	\$20,790	\$23,730	\$27,440
<b>27-0000</b>	<b>Arts, Design, Entertainment, Sports, and Media Occupations</b>	<b>4,150</b>	<b>7.4</b>	<b>\$19.13</b>	<b>\$39,790</b>	<b>4.2</b>	<b>\$6.68</b>	<b>\$10.70</b>	<b>\$17.10</b>	<b>\$24.88</b>	<b>\$35.21</b>	<b>\$13,900</b>	<b>\$22,250</b>	<b>\$35,570</b>	<b>\$51,740</b>	<b>\$73,240</b>
27-1011	Art directors	#	#	\$28.50	\$59,270	3.6	\$19.65	\$23.17	\$28.21	\$33.67	\$40.94	\$40,880	\$48,200	\$58,670	\$70,040	\$85,150
27-1012	Craft artists	40	24	\$12.69	\$26,390	8.8	\$7.57	\$9.21	\$10.31	\$14.88	\$21.87	\$15,750	\$19,160	\$21,450	\$30,960	\$45,500
27-1014	Multi-media artists and animators	#	#	\$15.88	\$33,040	7	\$10.51	\$11.73	\$13.46	\$17.08	\$27.26	\$21,870	\$24,400	\$28,000	\$35,530	\$56,700
27-1019	Artists and related workers, all other	30	6.7	\$22.79	\$47,390	6.8	\$10.06	\$16.09	\$21.65	\$31.39	\$36.37	\$20,930	\$33,460	\$45,040	\$65,300	\$75,650
27-1021	Commercial and industrial designers	50	29.9	\$23.04	\$47,920	5.1	\$14.35	\$17.00	\$23.50	\$26.70	\$28.66	\$29,840	\$35,360	\$48,870	\$55,530	\$59,610
27-1023	Floral designers	170	11.7	\$11.72	\$24,380	10	\$6.39	\$9.01	\$11.10	\$14.55	\$18.19	\$13,280	\$18,740	\$23,090	\$30,260	\$37,830
27-1024	Graphic designers	280	12	\$17.89	\$37,220	3.5	\$10.67	\$14.47	\$17.00	\$21.15	\$26.63	\$22,180	\$30,100	\$35,350	\$43,990	\$55,390
27-1025	Interior designers	#	#	\$14.22	\$29,570	12.1	\$8.17	\$8.98	\$13.71	\$17.63	\$21.41	\$17,000	\$18,670	\$28,520	\$36,670	\$44,520
27-1026	Merchandise displayers and window trimmers	90	12.7	\$11.81	\$24,560	11.5	\$6.40	\$8.28	\$12.30	\$15.12	\$16.89	\$13,300	\$17,230	\$25,590	\$31,440	\$35,120
27-1029	Designers, all other	#	#	\$18.64	\$38,770	11.2	\$9.08	\$13.88	\$19.32	\$23.18	\$26.72	\$18,890	\$28,880	\$40,190	\$48,200	\$55,580
27-2012	Producers and directors	70	25.6	\$21.85	\$45,460	11.8	\$10.26	\$14.38	\$19.07	\$24.70	\$37.28	\$21,350	\$29,900	\$39,670	\$51,380	\$77,540
27-2022	Coaches and scouts	#	#	#	\$36,530	7.9	#	#	#	#	#	\$14,010	\$17,510	\$33,570	\$46,040	\$66,100
27-2041	Music directors and composers	#	#	\$15.21	\$31,640	21.9	\$6.06	\$9.04	\$15.77	\$17.49	\$25.97	\$12,610	\$18,810	\$32,800	\$36,390	\$54,020
27-2042	Musicians and singers	160	13.4	\$35.26	#	7.2	\$19.51	\$36.28	\$39.50	\$42.68	\$44.59	#	#	#	#	#
27-3011	Radio and television announcers	100	16.5	\$17.10	\$35,570	8.1	\$9.20	\$11.13	\$13.83	\$19.61	\$27.67	\$19,140	\$23,150	\$28,770	\$40,780	\$57,550
27-3012	Public address system and other announcers	#	#	\$10.12	\$21,050	5.7	\$7.98	\$9.45	\$10.25	\$11.06	\$12.23	\$16,610	\$19,650	\$21,330	\$23,010	\$25,440
27-3022	Reporters and correspondents	70	39.9	\$13.10	\$27,240	8	\$6.85	\$8.63	\$13.42	\$16.77	\$20.17	\$14,250	\$17,950	\$27,920	\$34,880	\$41,950
27-3031	Public relations specialists	690	17.1	\$22.00	\$45,750	6.8	\$10.89	\$14.63	\$20.80	\$27.94	\$34.87	\$22,650	\$30,420	\$43,270	\$58,110	\$72,530
27-3041	Editors	420	15.1	\$17.46	\$36,310	11.7	\$5.85	\$6.65	\$17.66	\$24.18	\$31.50	\$12,160	\$13,830	\$36,730	\$50,290	\$65,520
27-3042	Technical writers	340	34.9	\$25.48	\$53,010	5	\$17.93	\$20.04	\$23.70	\$32.27	\$37.10	\$37,300	\$41,690	\$49,300	\$67,110	\$77,160
27-3043	Writers and authors	70	35.4	\$43.50	\$90,480	13.6	\$13.24	\$20.65	\$28.35	#	#	\$27,550	\$42,960	\$58,970	#	#
27-3091	Interpreters and translators	160	32.7	\$16.01	\$33,300	6.8	\$10.17	\$11.25	\$15.00	\$19.86	\$24.54	\$21,150	\$23,390	\$31,190	\$41,310	\$51,050
27-4011	Audio and video equipment technicians	70	15.9	\$19.17	\$39,870	8.8	\$10.74	\$12.81	\$17.02	\$21.93	\$33.88	\$22,340	\$26,640	\$35,410	\$45,620	\$70,480
27-4012	Broadcast technicians	60	32.5	\$12.18	\$25,340	6.7	\$7.67	\$8.70	\$10.02	\$11.43	\$25.03	\$15,950	\$18,100	\$20,830	\$23,780	\$52,060
27-4014	Sound engineering technicians	#	#	\$15.81	\$32,880	4.6	\$13.96	\$14.62	\$15.75	\$16.91	\$19.26	\$29,030	\$30,400	\$32,750	\$35,180	\$40,070
27-4021	Photographers	160	45.1	\$12.75	\$26,510	7.7	\$5.85	\$6.66	\$12.05	\$15.29	\$23.90	\$12,170	\$13,850	\$25,070	\$31,810	\$49,700
27-4032	Film and video editors	30	36.4	\$15.27	\$31,760	15.1	\$8.94	\$10.12	\$12.26	\$19.42	\$29.01	\$18,590	\$21,050	\$25,490	\$40,400	\$60,350
27-4099	Media and communication equipment workers, all other	150	11.7	\$27.97	\$58,170	10.1	\$12.32	\$17.47	\$30.71	\$36.64	\$42.16	\$25,630	\$36,330	\$63,880	\$76,200	\$87,700

# Data unavailable

Occupational Code	Occupational Title	Employment Estimate	Employment Percentage Relative Standard Error	Average Hourly Wage	Average Annual Wage	Wage Percentage Relative Standard Error	10th Percentile (Hourly)	25th Percentile (Hourly)	50th Percentile (Hourly)	75th Percentile (Hourly)	90th Percentile (Hourly)	10th Percentile (Annual)	25th Percentile (Annual)	50th Percentile (Annual)	75th Percentile (Annual)	90th Percentile (Annual)
<b>29-0000</b>	<b>Healthcare Practitioners and Technical Occupations</b>	<b>11,050</b>	<b>12.8</b>	<b>\$29.71</b>	<b>\$61,800</b>	<b>3.4</b>	<b>\$13.05</b>	<b>\$17.40</b>	<b>\$24.79</b>	<b>\$32.85</b>	<b>\$49.05</b>	<b>\$27,150</b>	<b>\$36,190</b>	<b>\$51,550</b>	<b>\$68,320</b>	<b>\$102,020</b>
29-1011	Chiropractors	#	#	\$23.10	\$48,040	14.2	\$18.41	\$19.61	\$21.20	\$24.36	\$33.02	\$38,300	\$40,790	\$44,100	\$50,680	\$68,680
29-1021	Dentists, general	210	40.1	\$87.41	\$181,820	10	\$41.10	#	#	#	#	\$85,500	#	#	#	#
29-1041	Optometrists	60	41.6	\$37.01	\$76,970	17.1	\$17.82	\$23.75	\$35.15	\$48.10	\$54.72	\$37,070	\$49,400	\$73,100	\$100,040	\$113,820
29-1051	Pharmacists	480	17.3	\$44.68	\$92,940	3.5	\$31.87	\$40.69	\$45.95	\$51.98	\$57.45	\$66,290	\$84,630	\$95,580	\$108,120	\$119,510
29-1062	Family and general practitioners	110	26.9	\$65.07	\$135,350	6.3	\$36.83	\$45.50	\$57.23	#	#	\$76,600	\$94,640	\$119,030	#	#
29-1069	Physicians and surgeons, all other	100	23.1	\$75.35	\$156,720	10.8	\$18.84	\$56.14	#	#	#	\$39,180	\$116,770	#	#	#
29-1071	Physician assistants	210	22	\$37.39	\$77,770	2.9	\$28.99	\$33.67	\$38.56	\$43.07	\$45.96	\$60,290	\$70,040	\$80,200	\$89,590	\$95,600
29-1111	Registered nurses	3,500	19.7	\$26.07	\$54,230	1.4	\$19.24	\$22.65	\$26.17	\$29.21	\$33.68	\$40,020	\$47,120	\$54,440	\$60,750	\$70,060
29-1121	Audiologists	30	24	\$30.99	\$64,450	5.4	\$22.31	\$24.94	\$29.11	\$37.76	\$43.51	\$46,400	\$51,880	\$60,540	\$78,550	\$90,510
29-1122	Occupational therapists	230	18.1	\$28.08	\$58,400	4.5	\$19.06	\$21.94	\$26.37	\$33.09	\$39.37	\$39,650	\$45,630	\$54,850	\$68,840	\$81,900
29-1123	Physical therapists	380	14.5	\$32.22	\$67,020	5.9	\$22.44	\$25.59	\$29.58	\$35.67	\$43.47	\$46,670	\$53,230	\$61,530	\$74,190	\$90,430
29-1125	Recreational therapists	#	#	\$12.45	\$25,890	13.1	\$7.39	\$8.05	\$10.29	\$16.70	\$19.21	\$15,380	\$16,750	\$21,390	\$34,740	\$39,960
29-1127	Speech-language pathologists	270	7.5	\$33.89	\$70,490	3	\$23.15	\$27.76	\$33.58	\$41.55	\$46.66	\$48,150	\$57,730	\$69,850	\$86,410	\$97,050
29-1131	Veterinarians	140	13.5	\$31.28	\$65,070	9.6	\$19.97	\$22.54	\$30.51	\$39.00	\$46.62	\$41,540	\$46,890	\$63,470	\$81,110	\$96,970
29-1199	Health diagnosing and treating practitioners, all other	#	#	\$42.91	\$89,250	3.7	\$30.01	\$31.91	\$35.10	\$62.03	#	\$62,420	\$66,370	\$73,010	\$129,030	#
29-2012	Medical and clinical laboratory technicians	110	31	\$16.80	\$34,940	3.3	\$11.45	\$12.91	\$15.09	\$20.77	\$24.74	\$23,820	\$26,850	\$31,390	\$43,200	\$51,460
29-2021	Dental hygienists	390	22.4	\$31.98	\$66,510	3.9	\$20.95	\$30.27	\$33.61	\$36.66	\$39.47	\$43,580	\$62,970	\$69,920	\$76,250	\$82,100
29-2032	Diagnostic medical sonographers	60	17.8	\$32.25	\$67,070	3.9	\$24.82	\$26.89	\$30.78	\$35.67	\$40.19	\$51,610	\$55,940	\$64,020	\$74,190	\$83,600
29-2034	Radiologic technologists and technicians	210	17.8	\$20.49	\$42,610	4.2	\$13.72	\$16.71	\$20.60	\$23.76	\$27.83	\$28,540	\$34,750	\$42,860	\$49,420	\$57,880
29-2041	Emergency medical technicians and paramedics	510	26.4	\$17.32	\$36,020	4.8	\$12.54	\$14.74	\$17.00	\$20.36	\$23.33	\$26,080	\$30,650	\$35,370	\$42,340	\$48,520
29-2052	Pharmacy technicians	570	12.3	\$13.40	\$27,880	4.6	\$9.69	\$11.24	\$13.65	\$15.36	\$17.29	\$20,150	\$23,380	\$28,390	\$31,950	\$35,970
29-2055	Surgical technologists	#	#	\$19.66	\$40,900	4.7	\$15.19	\$17.10	\$20.35	\$22.39	\$23.80	\$31,600	\$35,560	\$42,320	\$46,580	\$49,500
29-2056	Veterinary technologists and technicians	170	23.6	\$13.97	\$29,050	5	\$11.14	\$12.44	\$13.86	\$15.62	\$17.60	\$23,170	\$25,880	\$28,830	\$32,500	\$36,610
29-2061	Licensed practical and licensed vocational nurses	750	14	\$17.66	\$36,730	1.3	\$14.49	\$15.63	\$17.29	\$19.35	\$22.11	\$30,130	\$32,520	\$35,970	\$40,260	\$45,990
29-2071	Medical records and health information technicians	480	11.6	\$14.23	\$29,600	3.2	\$9.63	\$11.06	\$13.62	\$17.03	\$19.99	\$20,040	\$23,010	\$28,320	\$35,430	\$41,570
29-2081	Opticians, dispensing	250	46	\$14.66	\$30,490	13.2	\$8.68	\$10.70	\$13.02	\$16.71	\$25.68	\$18,060	\$22,260	\$27,090	\$34,760	\$53,400
29-2099	Health technologists and technicians, all other	180	7.8	\$13.26	\$27,580	3.4	\$9.42	\$10.23	\$11.64	\$15.51	\$20.36	\$19,600	\$21,280	\$24,210	\$32,260	\$42,340
29-9011	Occupational health and safety specialists	60	13.5	\$29.16	\$60,640	2.8	\$20.68	\$25.28	\$28.53	\$33.99	\$39.89	\$43,010	\$52,590	\$59,340	\$70,710	\$82,960
29-9091	Athletic trainers	50	6.8	#	\$42,200	7.4	#	#	#	#	#	\$24,990	\$28,790	\$37,880	\$51,500	\$69,930

# Data unavailable

Occupational Code	Occupational Title	Employment Estimate	Employment Percentage Relative Standard Error	Average Hourly Wage	Average Annual Wage	Wage Percentage Relative Standard Error	10th Percentile (Hourly)	25th Percentile (Hourly)	50th Percentile (Hourly)	75th Percentile (Hourly)	90th Percentile (Hourly)	10th Percentile (Annual)	25th Percentile (Annual)	50th Percentile (Annual)	75th Percentile (Annual)	90th Percentile (Annual)
29-9099	Healthcare practitioners and technical workers, all other	60	35.5	\$22.54	\$46,890	8.3	\$10.67	\$13.07	\$19.35	\$32.51	\$39.59	\$22,190	\$27,180	\$40,260	\$67,620	\$82,340
<b>31-0000</b>	<b>Healthcare Support Occupations</b>	<b>5,220</b>	<b>6.9</b>	<b>\$12.44</b>	<b>\$25,870</b>	<b>1.9</b>	<b>\$8.92</b>	<b>\$10.07</b>	<b>\$11.90</b>	<b>\$14.10</b>	<b>\$17.19</b>	<b>\$18,550</b>	<b>\$20,940</b>	<b>\$24,740</b>	<b>\$29,320</b>	<b>\$35,760</b>
31-1011	Home health aides	720	16	\$10.87	\$22,610	2.2	\$8.14	\$9.34	\$10.78	\$12.59	\$13.92	\$16,930	\$19,440	\$22,430	\$26,180	\$28,960
31-1012	Nursing aides, orderlies, and attendants	1,740	9.4	\$10.85	\$22,560	1.2	\$8.51	\$9.54	\$10.65	\$12.02	\$13.76	\$17,690	\$19,830	\$22,160	\$25,010	\$28,620
31-2011	Occupational therapist assistants	30	16.6	\$19.84	\$41,270	4.1	\$14.33	\$17.29	\$20.03	\$22.32	\$26.03	\$29,800	\$35,970	\$41,660	\$46,430	\$54,150
31-2021	Physical therapist assistants	70	28.4	\$17.26	\$35,910	5.2	\$12.11	\$13.70	\$18.09	\$20.33	\$21.83	\$25,190	\$28,510	\$37,620	\$42,290	\$45,420
31-2022	Physical therapist aides	#	#	\$15.32	\$31,860	9	\$10.51	\$13.33	\$16.25	\$17.72	\$18.63	\$21,860	\$27,730	\$33,800	\$36,850	\$38,750
31-9091	Dental assistants	890	8.8	\$15.41	\$32,050	4.5	\$11.49	\$12.75	\$14.54	\$17.88	\$21.35	\$23,900	\$26,530	\$30,250	\$37,200	\$44,400
31-9092	Medical assistants	1,110	12.9	\$12.71	\$26,430	1.7	\$9.74	\$10.99	\$12.69	\$14.23	\$16.17	\$20,270	\$22,860	\$26,390	\$29,600	\$33,630
31-9094	Medical transcriptionists	100	18.4	\$14.90	\$31,000	2.1	\$10.05	\$12.10	\$14.60	\$16.92	\$21.13	\$20,910	\$25,170	\$30,370	\$35,190	\$43,950
31-9096	Veterinary assistants and laboratory animal caretakers	120	21.6	\$9.12	\$18,970	6.1	\$7.22	\$7.87	\$8.74	\$10.05	\$12.78	\$15,010	\$16,360	\$18,170	\$20,900	\$26,570
31-9099	Healthcare support workers, all other	280	14.4	\$13.70	\$28,500	4	\$9.32	\$10.34	\$13.00	\$16.84	\$19.61	\$19,390	\$21,500	\$27,040	\$35,020	\$40,790
<b>33-0000</b>	<b>Protective Service Occupations</b>	<b>4,760</b>	<b>8.7</b>	<b>\$17.40</b>	<b>\$36,200</b>	<b>7.4</b>	<b>\$8.86</b>	<b>\$10.74</b>	<b>\$15.91</b>	<b>\$22.70</b>	<b>\$28.87</b>	<b>\$18,420</b>	<b>\$22,330</b>	<b>\$33,090</b>	<b>\$47,210</b>	<b>\$60,050</b>
33-1012	First-line supervisors/managers of police and detectives	#	#	\$40.66	\$84,570	5.2	\$32.23	\$36.85	\$42.32	\$46.60	\$49.26	\$67,040	\$76,640	\$88,020	\$96,940	\$102,450
33-1099	First-line supervisors/managers, protective service workers, all other	#	#	\$20.69	\$43,030	4.1	\$12.60	\$15.23	\$18.77	\$26.12	\$33.44	\$26,200	\$31,670	\$39,040	\$54,330	\$69,540
33-3012	Correctional officers and jailers	#	#	\$21.82	\$45,380	4.5	\$15.90	\$17.89	\$21.77	\$26.23	\$29.05	\$33,060	\$37,220	\$45,280	\$54,550	\$60,430
33-3021	Detectives and criminal investigators	90	2.8	\$29.69	\$61,760	5.7	\$20.25	\$23.38	\$28.31	\$35.94	\$43.42	\$42,110	\$48,640	\$58,880	\$74,760	\$90,320
33-9021	Private detectives and investigators	#	#	\$15.49	\$32,220	4.9	\$11.60	\$14.48	\$15.75	\$16.97	\$17.71	\$24,130	\$30,110	\$32,760	\$35,300	\$36,830
33-9032	Security guards	1,650	4.6	\$11.34	\$23,580	2.3	\$8.61	\$9.54	\$10.79	\$12.81	\$14.80	\$17,900	\$19,840	\$22,440	\$26,650	\$30,780
33-9091	Crossing guards	200	46.2	\$13.04	\$27,120	3.5	\$10.08	\$12.19	\$13.29	\$14.61	\$15.42	\$20,960	\$25,350	\$27,650	\$30,390	\$32,070
33-9092	Lifeguards, ski patrol, and other recreational protective service workers	240	30.6	\$8.09	\$16,830	2.2	\$6.53	\$7.36	\$8.04	\$8.69	\$9.80	\$13,580	\$15,320	\$16,720	\$18,090	\$20,380
33-9099	Protective service workers, all other	#	#	\$11.81	\$24,560	7.3	\$7.31	\$8.06	\$9.33	\$14.83	\$21.08	\$15,200	\$16,770	\$19,400	\$30,850	\$43,850
<b>35-0000</b>	<b>Food Preparation and Serving Related Occupations</b>	<b>24,760</b>	<b>1.9</b>	<b>\$8.44</b>	<b>\$17,560</b>	<b>1.5</b>	<b>\$5.72</b>	<b>\$6.35</b>	<b>\$7.55</b>	<b>\$9.61</b>	<b>\$12.56</b>	<b>\$11,900</b>	<b>\$13,210</b>	<b>\$15,700</b>	<b>\$19,990</b>	<b>\$26,110</b>
35-1011	Chefs and head cooks	290	22.3	\$15.32	\$31,870	6.8	\$9.09	\$10.57	\$13.74	\$17.96	\$24.63	\$18,900	\$21,990	\$28,570	\$37,360	\$51,230
35-1012	First-line supervisors/managers of food preparation and serving workers	1,650	4.4	\$13.17	\$27,390	2.8	\$7.81	\$10.04	\$12.54	\$15.28	\$18.92	\$16,240	\$20,870	\$26,090	\$31,780	\$39,350
35-2011	Cooks, fast food	620	21.9	\$7.38	\$15,360	3.2	\$5.73	\$6.39	\$7.33	\$8.24	\$8.89	\$11,910	\$13,300	\$15,240	\$17,140	\$18,490
35-2012	Cooks, institution and cafeteria	560	30.1	\$11.01	\$22,910	2.5	\$8.12	\$9.33	\$10.74	\$12.66	\$14.19	\$16,900	\$19,400	\$22,340	\$26,340	\$29,510
35-2014	Cooks, restaurant	2,180	4.1	\$10.25	\$21,310	3.3	\$7.43	\$8.88	\$10.01	\$11.09	\$12.99	\$15,460	\$18,470	\$20,830	\$23,070	\$27,020

# Data unavailable

Occupational Code	Occupational Title	Employment Estimate	Employment Percentage Relative Standard Error	Average Hourly Wage	Average Annual Wage	Wage Percentage Relative Standard Error	10th Percentile (Hourly)	25th Percentile (Hourly)	50th Percentile (Hourly)	75th Percentile (Hourly)	90th Percentile (Hourly)	10th Percentile (Annual)	25th Percentile (Annual)	50th Percentile (Annual)	75th Percentile (Annual)	90th Percentile (Annual)
35-2015	Cooks, short order	380	23.7	\$9.67	\$20,110	2.6	\$7.59	\$8.66	\$9.71	\$10.83	\$11.94	\$15,780	\$18,010	\$20,190	\$22,520	\$24,820
35-2021	Food preparation workers	1,520	9.3	\$9.28	\$19,290	1.6	\$6.76	\$7.72	\$8.77	\$10.76	\$12.89	\$14,070	\$16,050	\$18,230	\$22,380	\$26,810
35-3011	Bartenders	1,090	11.6	\$8.85	\$18,410	5	\$5.80	\$6.59	\$7.95	\$9.76	\$12.00	\$12,070	\$13,710	\$16,530	\$20,290	\$24,960
35-3021	Combined food preparation and serving workers, including fast food	6,490	5.9	\$7.04	\$14,650	1.9	\$5.61	\$6.08	\$6.85	\$7.88	\$8.71	\$11,670	\$12,640	\$14,240	\$16,400	\$18,110
35-3022	Counter attendants, cafeteria, food concession, and coffee shop	930	20.6	\$7.71	\$16,040	3.5	\$5.71	\$6.41	\$7.43	\$8.62	\$10.11	\$11,880	\$13,330	\$15,450	\$17,930	\$21,030
35-3031	Waiters and waitresses	5,530	4.3	\$7.75	\$16,120	3.4	\$5.57	\$5.97	\$6.64	\$8.25	\$12.63	\$11,580	\$12,420	\$13,820	\$17,160	\$26,260
35-3041	Food servers, nonrestaurant	500	10.9	\$7.64	\$15,890	2.7	\$5.68	\$6.33	\$7.45	\$8.78	\$10.11	\$11,820	\$13,170	\$15,490	\$18,260	\$21,020
35-9011	Dining room and cafeteria attendants and bartender helpers	730	16.8	\$7.27	\$15,130	2.5	\$5.62	\$6.10	\$6.89	\$8.33	\$9.63	\$11,700	\$12,690	\$14,340	\$17,330	\$20,020
35-9021	Dishwashers	1,190	13	\$7.48	\$15,570	3.1	\$5.73	\$6.35	\$7.43	\$8.49	\$9.56	\$11,920	\$13,210	\$15,450	\$17,660	\$19,890
35-9031	Hosts and hostesses, restaurant, lounge, and coffee shop	990	14.5	\$7.51	\$15,620	1.9	\$5.74	\$6.36	\$7.44	\$8.51	\$9.40	\$11,930	\$13,230	\$15,470	\$17,700	\$19,560
35-9099	Food preparation and serving related workers, all other	90	23.4	\$9.20	\$19,130	3.9	\$6.80	\$7.68	\$8.93	\$10.71	\$12.44	\$14,140	\$15,970	\$18,580	\$22,290	\$25,880
<b>37-0000</b>	<b>Building and Grounds Cleaning and Maintenance Occupations</b>	<b>7,870</b>	<b>4.4</b>	<b>\$10.89</b>	<b>\$22,640</b>	<b>1.6</b>	<b>\$7.48</b>	<b>\$8.56</b>	<b>\$10.17</b>	<b>\$12.24</b>	<b>\$15.44</b>	<b>\$15,560</b>	<b>\$17,800</b>	<b>\$21,160</b>	<b>\$25,460</b>	<b>\$32,110</b>
37-1011	First-line supervisors/managers of housekeeping and janitorial workers	300	15.4	\$15.79	\$32,840	3.1	\$9.93	\$12.03	\$14.38	\$18.92	\$24.13	\$20,660	\$25,020	\$29,910	\$39,350	\$50,180
37-1012	First-line supervisors/managers of landscaping, lawn service, and groundskeeping workers	200	16.1	\$18.81	\$39,120	4.6	\$13.26	\$14.74	\$17.19	\$21.64	\$24.80	\$27,570	\$30,650	\$35,760	\$45,010	\$51,580
37-2011	Janitors and cleaners, except maids and housekeeping cleaners	3,360	11.3	\$10.86	\$22,580	2.7	\$7.15	\$8.51	\$10.38	\$12.49	\$15.42	\$14,880	\$17,710	\$21,590	\$25,980	\$32,080
37-2012	Maids and housekeeping cleaners	2,110	16.4	\$9.15	\$19,040	2	\$7.31	\$7.99	\$9.05	\$10.30	\$11.23	\$15,200	\$16,610	\$18,820	\$21,420	\$23,360
37-2021	Pest control workers	40	18.3	\$15.43	\$32,090	15.2	\$9.93	\$11.66	\$15.55	\$19.51	\$21.12	\$20,650	\$24,240	\$32,350	\$40,580	\$43,930
37-3011	Landscaping and groundskeeping workers	1,780	9.8	\$11.07	\$23,020	2.2	\$8.07	\$9.20	\$10.56	\$12.57	\$14.98	\$16,780	\$19,130	\$21,960	\$26,140	\$31,170
<b>39-0000</b>	<b>Personal Care and Service Occupations</b>	<b>6,420</b>	<b>8.3</b>	<b>\$10.73</b>	<b>\$22,330</b>	<b>2.4</b>	<b>\$6.72</b>	<b>\$7.78</b>	<b>\$9.20</b>	<b>\$12.13</b>	<b>\$17.02</b>	<b>\$13,970</b>	<b>\$16,180</b>	<b>\$19,130</b>	<b>\$25,230</b>	<b>\$35,400</b>
39-1011	Gaming supervisors	50	40.5	\$20.24	\$42,100	9.7	\$10.62	\$15.19	\$18.34	\$25.55	\$32.31	\$22,090	\$31,600	\$38,140	\$53,140	\$67,200
39-1012	Slot key persons	#	#	\$16.57	\$34,460	4.7	\$11.66	\$12.72	\$14.11	\$19.09	\$27.87	\$24,250	\$26,450	\$29,360	\$39,700	\$57,960
39-1021	First-line supervisors/managers of personal service workers	230	23.3	\$18.11	\$37,670	6.7	\$10.52	\$13.05	\$17.57	\$23.62	\$26.42	\$21,890	\$27,140	\$36,540	\$49,130	\$54,960
39-2011	Animal trainers	#	#	\$9.12	\$18,980	19.9	\$5.77	\$6.28	\$7.30	\$10.74	\$15.79	\$12,000	\$13,070	\$15,180	\$22,350	\$32,850
39-2021	Nonfarm animal caretakers	280	24.4	\$9.14	\$19,020	2.5	\$6.39	\$7.70	\$8.72	\$10.14	\$12.21	\$13,290	\$16,030	\$18,140	\$21,100	\$25,400
39-3011	Gaming dealers	#	#	\$9.90	\$20,600	7.4	\$5.87	\$6.67	\$9.75	\$11.52	\$13.73	\$12,210	\$13,860	\$20,280	\$23,960	\$28,550
39-3031	Ushers, lobby attendants, and ticket takers	170	21.5	\$6.54	\$13,610	3.9	\$5.50	\$5.84	\$6.40	\$6.98	\$7.60	\$11,440	\$12,150	\$13,320	\$14,530	\$15,810

# Data unavailable

Occupational Code	Occupational Title	Employment Estimate	Employment Percentage Relative Standard Error	Average Hourly Wage	Average Annual Wage	Wage Percentage Relative Standard Error	10th Percentile (Hourly)	25th Percentile (Hourly)	50th Percentile (Hourly)	75th Percentile (Hourly)	90th Percentile (Hourly)	10th Percentile (Annual)	25th Percentile (Annual)	50th Percentile (Annual)	75th Percentile (Annual)	90th Percentile (Annual)
39-3091	Amusement and recreation attendants	440	19.8	\$8.01	\$16,660	3.9	\$5.75	\$6.36	\$7.67	\$9.10	\$11.09	\$11,960	\$13,220	\$15,950	\$18,940	\$23,070
39-3093	Locker room, coatroom, and dressing room attendants	90	41.8	\$8.12	\$16,880	3.5	\$6.08	\$7.15	\$7.85	\$8.68	\$10.91	\$12,650	\$14,880	\$16,330	\$18,060	\$22,690
39-5012	Hairdressers, hairstylists, and cosmetologists	730	28.1	\$11.09	\$23,070	6.9	\$6.41	\$8.14	\$10.53	\$13.35	\$16.47	\$13,330	\$16,930	\$21,900	\$27,760	\$34,260
39-6011	Baggage porters and bellhops	90	22.4	\$8.27	\$17,200	9	\$5.67	\$6.25	\$7.22	\$9.00	\$13.45	\$11,800	\$12,990	\$15,020	\$18,710	\$27,970
39-6012	Concierges	60	16.5	\$10.06	\$20,920	2.9	\$8.06	\$8.84	\$9.68	\$10.98	\$12.90	\$16,760	\$18,390	\$20,140	\$22,830	\$26,830
39-6021	Tour guides and escorts	110	46.5	#	#	#	#	#	#	#	#	#	#	#	#	#
39-9011	Child care workers	1,300	13.6	\$9.42	\$19,600	2.2	\$7.35	\$7.94	\$8.93	\$10.45	\$12.00	\$15,290	\$16,510	\$18,580	\$21,730	\$24,960
39-9021	Personal and home care aides	1,100	16.8	\$9.43	\$19,610	3.4	\$7.29	\$7.86	\$8.63	\$10.41	\$13.84	\$15,150	\$16,340	\$17,950	\$21,650	\$28,780
39-9031	Fitness trainers and aerobics instructors	640	33.3	\$12.78	\$26,590	3.7	\$7.55	\$8.43	\$11.01	\$16.76	\$20.33	\$15,700	\$17,540	\$22,900	\$34,860	\$42,280
39-9032	Recreation workers	540	21.4	\$11.33	\$23,560	5.1	\$7.26	\$8.15	\$9.98	\$13.77	\$17.72	\$15,090	\$16,940	\$20,760	\$28,650	\$36,860
39-9099	Personal care and service workers, all other	30	36.5	\$9.11	\$18,940	3.2	\$7.76	\$8.23	\$9.03	\$9.89	\$10.93	\$16,140	\$17,130	\$18,780	\$20,580	\$22,730
<b>41-0000</b>	<b>Sales and Related Occupations</b>	<b>27,790</b>	<b>2.7</b>	<b>\$15.44</b>	<b>\$32,120</b>	<b>2.8</b>	<b>\$7.05</b>	<b>\$8.40</b>	<b>\$11.39</b>	<b>\$17.60</b>	<b>\$29.12</b>	<b>\$14,670</b>	<b>\$17,480</b>	<b>\$23,680</b>	<b>\$36,620</b>	<b>\$60,570</b>
41-1011	First-line supervisors/managers of retail sales workers	1,910	6.3	\$18.08	\$37,610	2.8	\$10.77	\$12.81	\$15.95	\$20.51	\$26.26	\$22,410	\$26,650	\$33,190	\$42,650	\$54,620
41-1012	First-line supervisors/managers of non-retail sales workers	430	11.3	\$30.20	\$62,810	5.5	\$15.75	\$20.75	\$26.96	\$35.56	\$52.42	\$32,750	\$43,150	\$56,080	\$73,960	\$109,020
41-2011	Cashiers	5,830	5.3	\$9.74	\$20,260	1.9	\$6.51	\$7.64	\$8.80	\$11.16	\$15.44	\$13,550	\$15,890	\$18,310	\$23,210	\$32,110
41-2012	Gaming change persons and booth cashiers	#	#	\$11.44	\$23,790	2.2	\$8.05	\$9.57	\$11.43	\$13.56	\$14.88	\$16,740	\$19,910	\$23,770	\$28,200	\$30,940
41-2021	Counter and rental clerks	1,340	19.6	\$10.15	\$21,110	3.8	\$6.48	\$7.70	\$9.14	\$11.71	\$14.61	\$13,480	\$16,010	\$19,010	\$24,360	\$30,380
41-2022	Parts salespersons	510	36.8	\$15.39	\$32,000	7.4	\$9.03	\$11.45	\$14.86	\$18.06	\$23.25	\$18,770	\$23,820	\$30,910	\$37,570	\$48,370
41-2031	Retail salespersons	10,270	4.9	\$12.33	\$25,650	4.5	\$6.64	\$7.91	\$9.67	\$13.88	\$22.04	\$13,810	\$16,450	\$20,100	\$28,880	\$45,850
41-3011	Advertising sales agents	170	20.5	\$20.06	\$41,710	8	\$12.43	\$13.88	\$16.71	\$24.64	\$29.34	\$25,850	\$28,880	\$34,750	\$51,260	\$61,030
41-3021	Insurance sales agents	500	27.1	\$29.70	\$61,770	13.9	\$13.34	\$16.36	\$22.67	\$34.25	\$52.62	\$27,750	\$34,030	\$47,160	\$71,230	\$109,450
41-3031	Securities, commodities, and financial services sales agents	510	28.3	\$35.91	\$74,700	16.4	\$14.46	\$16.32	\$26.57	\$56.51	\$64.88	\$30,080	\$33,960	\$55,270	\$117,550	\$134,950
41-3041	Travel agents	#	#	\$12.42	\$25,840	6.1	\$6.34	\$8.81	\$12.35	\$15.62	\$17.82	\$13,180	\$18,330	\$25,680	\$32,500	\$37,070
41-3099	Sales representatives, services, all other	880	14.8	\$23.88	\$49,680	3.3	\$12.05	\$15.79	\$21.38	\$28.62	\$38.93	\$25,060	\$32,840	\$44,460	\$59,530	\$80,970
41-4011	Sales representatives, wholesale and manufacturing, technical and scientific products	390	17.6	\$43.12	\$89,700	5.3	\$23.89	\$29.63	\$36.80	\$54.48	#	\$49,700	\$61,630	\$76,540	\$113,330	#
41-4012	Sales representatives, wholesale and manufacturing, except technical and scientific products	2,330	10.6	\$26.14	\$54,370	9.4	\$11.59	\$14.02	\$21.10	\$30.10	\$47.20	\$24,100	\$29,160	\$43,900	\$62,610	\$98,170
41-9011	Demonstrators and product promoters	170	29.1	\$11.95	\$24,860	12.2	\$7.33	\$7.86	\$8.72	\$11.48	\$23.84	\$15,250	\$16,350	\$18,130	\$23,870	\$49,580
41-9021	Real estate brokers	#	#	\$18.26	\$37,980	15.5	\$12.25	\$13.21	\$16.85	\$22.13	\$24.09	\$25,480	\$27,470	\$35,050	\$46,030	\$50,110

# Data unavailable



Occupational Code	Occupational Title	Employment Estimate	Employment Percentage Relative Standard Error	Average Hourly Wage	Average Annual Wage	Wage Percentage Relative Standard Error	10th Percentile (Hourly)	25th Percentile (Hourly)	50th Percentile (Hourly)	75th Percentile (Hourly)	90th Percentile (Hourly)	10th Percentile (Annual)	25th Percentile (Annual)	50th Percentile (Annual)	75th Percentile (Annual)	90th Percentile (Annual)
41-9022	Real estate sales agents	280	37.3	\$19.46	\$40,470	8.3	\$10.96	\$11.98	\$17.44	\$21.67	\$28.27	\$22,790	\$24,920	\$36,280	\$45,070	\$58,790
41-9041	Telemarketers	870	23.7	\$10.62	\$22,080	4.4	\$6.71	\$8.20	\$9.53	\$11.92	\$16.21	\$13,970	\$17,050	\$19,810	\$24,790	\$33,720
41-9099	Sales and related workers, all other	350	14.4	\$15.11	\$31,440	8.7	\$6.26	\$8.56	\$14.12	\$18.75	\$26.24	\$13,030	\$17,800	\$29,360	\$39,000	\$54,580
<b>43-0000</b>	<b>Office and Administrative Support Occupations</b>	<b>44,790</b>	<b>3</b>	<b>\$14.53</b>	<b>\$30,230</b>	<b>1.2</b>	<b>\$8.93</b>	<b>\$10.94</b>	<b>\$13.78</b>	<b>\$17.27</b>	<b>\$21.53</b>	<b>\$18,570</b>	<b>\$22,760</b>	<b>\$28,670</b>	<b>\$35,930</b>	<b>\$44,780</b>
43-1011	First-line supervisors/managers of office and administrative support workers	2,380	7.2	\$20.64	\$42,930	3.2	\$11.95	\$15.20	\$18.64	\$24.76	\$31.02	\$24,860	\$31,630	\$38,770	\$51,490	\$64,530
43-2011	Switchboard operators, including answering service	320	16.3	\$10.63	\$22,110	4.3	\$7.61	\$8.45	\$10.36	\$12.36	\$14.55	\$15,820	\$17,570	\$21,550	\$25,710	\$30,270
43-3021	Billing and posting clerks and machine operators	970	20.9	\$14.09	\$29,300	2.8	\$10.09	\$11.83	\$13.86	\$16.40	\$18.86	\$21,000	\$24,610	\$28,820	\$34,110	\$39,220
43-3031	Bookkeeping, accounting, and auditing clerks	3,180	7.7	\$14.89	\$30,960	2.8	\$8.90	\$11.11	\$14.43	\$17.86	\$21.65	\$18,510	\$23,110	\$30,010	\$37,150	\$45,020
43-3041	Gaming cage workers	80	44.7	\$11.95	\$24,850	2	\$8.97	\$10.28	\$11.93	\$13.81	\$15.16	\$18,660	\$21,390	\$24,810	\$28,730	\$31,520
43-3051	Payroll and timekeeping clerks	300	10.1	\$15.87	\$33,010	2.5	\$11.59	\$13.22	\$15.26	\$18.84	\$21.65	\$24,110	\$27,510	\$31,750	\$39,190	\$45,020
43-3061	Procurement clerks	210	20.4	\$16.17	\$33,640	3.9	\$10.44	\$13.11	\$15.87	\$18.75	\$23.16	\$21,720	\$27,260	\$33,010	\$39,000	\$48,160
43-3071	Tellers	970	18.9	\$12.17	\$25,300	4.4	\$9.46	\$10.21	\$11.39	\$13.50	\$17.24	\$19,670	\$21,230	\$23,700	\$28,080	\$35,860
43-4031	Court, municipal, and license clerks	260	13.5	\$16.02	\$33,320	2.7	\$11.01	\$12.88	\$15.47	\$19.09	\$22.49	\$22,900	\$26,800	\$32,170	\$39,720	\$46,780
43-4051	Customer service representatives	5,880	7.2	\$14.29	\$29,710	1.9	\$10.14	\$12.12	\$13.85	\$16.14	\$19.17	\$21,100	\$25,200	\$28,800	\$33,580	\$39,870
43-4061	Eligibility interviewers, government programs	#	#	\$17.26	\$35,900	5.7	\$12.48	\$14.35	\$16.54	\$20.18	\$23.70	\$25,950	\$29,840	\$34,400	\$41,970	\$49,300
43-4071	File clerks	470	12.8	\$11.98	\$24,910	4	\$8.36	\$9.95	\$11.58	\$13.88	\$16.28	\$17,380	\$20,690	\$24,090	\$28,870	\$33,860
43-4081	Hotel, motel, and resort desk clerks	400	12.7	\$9.99	\$20,780	1.5	\$8.25	\$9.18	\$10.00	\$10.91	\$11.56	\$17,150	\$19,100	\$20,790	\$22,690	\$24,040
43-4111	Interviewers, except eligibility and loan	330	38.2	\$15.93	\$33,130	7.9	\$10.15	\$11.46	\$13.35	\$16.90	\$22.28	\$21,110	\$23,830	\$27,780	\$35,150	\$46,350
43-4131	Loan interviewers and clerks	600	19.1	\$14.48	\$30,120	5.6	\$10.45	\$12.25	\$13.66	\$16.53	\$20.66	\$21,730	\$25,480	\$28,400	\$34,390	\$42,980
43-4141	New accounts clerks	210	36.7	\$15.67	\$32,600	3.8	\$12.31	\$13.73	\$15.87	\$17.49	\$18.90	\$25,610	\$28,560	\$33,010	\$36,380	\$39,310
43-4151	Order clerks	650	21.7	\$14.31	\$29,770	3.7	\$8.73	\$11.13	\$15.11	\$16.79	\$18.13	\$18,150	\$23,160	\$31,420	\$34,930	\$37,720
43-4161	Human resources assistants, except payroll and timekeeping	300	5.2	\$15.72	\$32,690	1.5	\$11.74	\$13.17	\$15.32	\$17.77	\$20.84	\$24,410	\$27,390	\$31,860	\$36,970	\$43,350
43-4171	Receptionists and information clerks	2,180	8.1	\$11.74	\$24,410	2.1	\$8.55	\$9.77	\$11.08	\$13.45	\$16.27	\$17,780	\$20,310	\$23,040	\$27,980	\$33,850
43-4181	Reservation and transportation ticket agents and travel clerks	580	12.3	\$12.99	\$27,010	6	\$8.61	\$10.12	\$11.61	\$14.59	\$20.19	\$17,910	\$21,040	\$24,160	\$30,350	\$42,000
43-4199	All other information and record clerks	570	10.5	\$16.84	\$35,030	2.4	\$10.75	\$13.21	\$16.31	\$19.49	\$23.06	\$22,360	\$27,470	\$33,920	\$40,530	\$47,970
43-5021	Couriers and messengers	#	#	\$10.28	\$21,390	5.7	\$7.64	\$9.10	\$10.42	\$11.42	\$12.28	\$15,890	\$18,920	\$21,670	\$23,760	\$25,540
43-5031	Police, fire, and ambulance dispatchers	250	49.4	\$17.87	\$37,180	2	\$13.13	\$15.51	\$17.53	\$20.08	\$22.89	\$27,310	\$32,250	\$36,460	\$41,760	\$47,610
43-5032	Dispatchers, except police, fire, and ambulance	380	9.7	\$15.24	\$31,710	3.6	\$9.11	\$11.88	\$14.17	\$17.23	\$22.31	\$18,950	\$24,710	\$29,470	\$35,840	\$46,400
43-5041	Meter readers, utilities	140	33.2	\$18.90	\$39,300	7.8	\$14.48	\$15.73	\$17.69	\$21.26	\$26.37	\$30,120	\$32,730	\$36,790	\$44,230	\$54,840
43-5051	Postal service clerks	190	0	\$21.14	\$43,960	4	\$18.77	\$20.06	\$21.54	\$23.02	\$23.91	\$39,050	\$41,720	\$44,800	\$47,880	\$49,730

# Data unavailable

Occupational Code	Occupational Title	Employment Estimate	Employment Percentage Relative Standard Error	Average Hourly Wage	Average Annual Wage	Wage Percentage Relative Standard Error	10th Percentile (Hourly)	25th Percentile (Hourly)	50th Percentile (Hourly)	75th Percentile (Hourly)	90th Percentile (Hourly)	10th Percentile (Annual)	25th Percentile (Annual)	50th Percentile (Annual)	75th Percentile (Annual)	90th Percentile (Annual)
43-5052	Postal service mail carriers	700	0	\$20.97	\$43,610	0	\$17.11	\$19.56	\$21.32	\$23.08	\$24.14	\$35,590	\$40,680	\$44,340	\$48,010	\$50,210
43-5053	Postal service mail sorters, processors, and processing machine operators	430	0	\$20.59	\$42,820	4.3	\$16.05	\$19.83	\$21.39	\$22.94	\$23.88	\$33,380	\$41,240	\$44,480	\$47,720	\$49,660
43-5061	Production, planning, and expediting clerks	460	9.5	\$19.66	\$40,880	1.5	\$13.90	\$16.10	\$19.68	\$23.00	\$26.61	\$28,910	\$33,490	\$40,930	\$47,840	\$55,350
43-5071	Shipping, receiving, and traffic clerks	1,020	7.1	\$11.95	\$24,870	1.8	\$7.78	\$9.30	\$11.56	\$14.43	\$16.95	\$16,180	\$19,340	\$24,040	\$30,020	\$35,260
43-5081	Stock clerks and order fillers	2,550	4.5	\$11.06	\$23,000	1.7	\$7.27	\$8.35	\$10.31	\$13.67	\$16.47	\$15,120	\$17,370	\$21,440	\$28,430	\$34,260
43-5111	Weighers, measurers, checkers, and samplers, recordkeeping	100	27.2	\$14.54	\$30,240	6.1	\$9.58	\$11.30	\$15.21	\$17.27	\$18.86	\$19,920	\$23,500	\$31,640	\$35,910	\$39,230
43-6011	Executive secretaries and administrative assistants	2,700	7	\$18.62	\$38,720	2.4	\$12.38	\$14.80	\$17.41	\$21.55	\$27.13	\$25,740	\$30,790	\$36,210	\$44,830	\$56,430
43-6012	Legal secretaries	#	#	\$17.55	\$36,490	4.6	\$12.83	\$14.52	\$17.12	\$20.42	\$22.28	\$26,680	\$30,210	\$35,610	\$42,470	\$46,350
43-6013	Medical secretaries	750	26.8	\$15.61	\$32,460	4.9	\$10.18	\$12.03	\$14.39	\$18.88	\$22.41	\$21,180	\$25,030	\$29,940	\$39,260	\$46,620
43-6014	Secretaries, except legal, medical, and executive	3,230	7.1	\$13.72	\$28,530	2.4	\$9.04	\$10.86	\$13.35	\$16.51	\$19.33	\$18,810	\$22,590	\$27,770	\$34,340	\$40,200
43-9011	Computer operators	250	22.4	\$17.66	\$36,730	3.6	\$12.87	\$14.46	\$17.06	\$20.64	\$22.69	\$26,760	\$30,070	\$35,490	\$42,920	\$47,190
43-9021	Data entry keyers	320	12.6	\$11.96	\$24,890	1.7	\$9.14	\$10.14	\$11.62	\$13.64	\$15.99	\$19,010	\$21,080	\$24,170	\$28,360	\$33,250
43-9022	Word processors and typists	140	12.8	\$16.21	\$33,710	2.8	\$11.79	\$13.36	\$15.98	\$18.73	\$22.10	\$24,520	\$27,790	\$33,240	\$38,960	\$45,970
43-9031	Desktop publishers	60	23	\$18.34	\$38,140	5	\$12.34	\$14.29	\$19.06	\$21.71	\$24.06	\$25,670	\$29,720	\$39,650	\$45,150	\$50,040
43-9051	Mail clerks and mail machine operators, except postal service	360	25.4	\$13.09	\$27,230	3.9	\$9.02	\$10.64	\$12.77	\$15.63	\$17.59	\$18,760	\$22,130	\$26,550	\$32,520	\$36,590
43-9061	Office clerks, general	6,620	7.6	\$12.39	\$25,770	1.8	\$6.96	\$9.68	\$12.34	\$14.60	\$17.74	\$14,490	\$20,140	\$25,670	\$30,380	\$36,900
43-9071	Office machine operators, except computer	130	45.4	\$13.29	\$27,650	3	\$9.25	\$10.36	\$12.47	\$15.45	\$18.42	\$19,240	\$21,550	\$25,930	\$32,130	\$38,320
43-9111	Statistical assistants	30	47.9	\$17.65	\$36,700	7.2	\$6.67	\$16.09	\$18.26	\$21.20	\$23.58	\$13,880	\$33,470	\$37,980	\$44,090	\$49,040
43-9199	Office and administrative support workers, all other	530	10.2	\$14.59	\$30,340	5.7	\$7.62	\$9.46	\$14.06	\$17.62	\$21.77	\$15,850	\$19,670	\$29,240	\$36,640	\$45,290
<b>45-0000</b>	<b>Farming, Fishing, and Forestry Occupations</b>	<b>200</b>	<b>18.1</b>	<b>\$9.53</b>	<b>\$19,830</b>	<b>7.4</b>	<b>\$6.08</b>	<b>\$7.18</b>	<b>\$8.40</b>	<b>\$11.29</b>	<b>\$15.66</b>	<b>\$12,650</b>	<b>\$14,930</b>	<b>\$17,460</b>	<b>\$23,470</b>	<b>\$32,580</b>
45-2092	Farmworkers and laborers, crop, nursery, and greenhouse	80	35.5	\$8.45	\$17,570	11.2	\$5.96	\$6.94	\$8.13	\$9.30	\$12.14	\$12,390	\$14,430	\$16,910	\$19,340	\$25,260
45-2093	Farmworkers, farm and ranch animals	30	37.8	\$10.86	\$22,580	5.3	\$7.87	\$9.75	\$10.96	\$12.45	\$14.02	\$16,370	\$20,290	\$22,790	\$25,900	\$29,160
<b>47-0000</b>	<b>Construction and Extraction Occupations</b>	<b>13,800</b>	<b>4.6</b>	<b>\$18.23</b>	<b>\$37,920</b>	<b>1.9</b>	<b>\$10.51</b>	<b>\$13.09</b>	<b>\$16.91</b>	<b>\$22.13</b>	<b>\$27.88</b>	<b>\$21,870</b>	<b>\$27,230</b>	<b>\$35,180</b>	<b>\$46,020</b>	<b>\$57,980</b>
47-1011	First-line supervisors/managers of construction trades and extraction workers	1,020	10.5	\$27.91	\$58,040	5.5	\$14.71	\$19.08	\$25.17	\$32.39	\$38.95	\$30,600	\$39,680	\$52,350	\$67,360	\$81,010
47-2021	Brickmasons and blockmasons	200	36.7	\$23.66	\$49,210	9.3	\$15.50	\$19.01	\$22.47	\$29.86	\$33.38	\$32,250	\$39,550	\$46,740	\$62,100	\$69,430
47-2022	Stonemasons	#	#	\$19.43	\$40,410	4.8	\$15.58	\$16.96	\$19.28	\$22.30	\$24.00	\$32,400	\$35,280	\$40,090	\$46,390	\$49,920
47-2031	Carpenters	1,820	17.1	\$18.50	\$38,480	7.8	\$9.31	\$12.90	\$16.93	\$22.22	\$31.04	\$19,360	\$26,840	\$35,220	\$46,210	\$64,570
47-2044	Tile and marble setters	60	38.2	\$21.09	\$43,860	8.7	\$13.55	\$16.37	\$19.33	\$24.88	\$31.82	\$28,190	\$34,050	\$40,210	\$51,760	\$66,180
47-2051	Cement masons and concrete finishers	790	40.4	\$15.35	\$31,930	6.1	\$11.21	\$12.81	\$14.64	\$17.32	\$20.44	\$23,310	\$26,650	\$30,440	\$36,020	\$42,510

# Data unavailable

Occupational Code	Occupational Title	Employment Estimate	Employment Percentage Relative Standard Error	Average Hourly Wage	Average Annual Wage	Wage Percentage Relative Standard Error	10th Percentile (Hourly)	25th Percentile (Hourly)	50th Percentile (Hourly)	75th Percentile (Hourly)	90th Percentile (Hourly)	10th Percentile (Annual)	25th Percentile (Annual)	50th Percentile (Annual)	75th Percentile (Annual)	90th Percentile (Annual)
47-2061	Construction laborers	1,910	12.2	\$12.94	\$26,920	3.1	\$9.16	\$10.46	\$12.45	\$15.15	\$17.76	\$19,050	\$21,760	\$25,900	\$31,510	\$36,940
47-2071	Paving, surfacing, and tamping equipment operators	#	#	\$16.03	\$33,350	2	\$12.06	\$13.11	\$15.58	\$18.54	\$21.37	\$25,090	\$27,270	\$32,410	\$38,560	\$44,450
47-2073	Operating engineers and other construction equipment operators	1,060	10.5	\$18.17	\$37,790	2.5	\$13.36	\$15.80	\$18.25	\$20.66	\$22.52	\$27,790	\$32,860	\$37,970	\$42,970	\$46,830
47-2081	Drywall and ceiling tile installers	450	22.4	\$15.94	\$33,160	2.9	\$11.39	\$13.84	\$15.82	\$17.59	\$20.97	\$23,680	\$28,780	\$32,910	\$36,590	\$43,610
47-2082	Tapers	30	48	\$17.56	\$36,510	5.1	\$14.06	\$15.68	\$17.70	\$20.33	\$22.01	\$29,250	\$32,620	\$36,830	\$42,290	\$45,790
47-2111	Electricians	1,750	15.7	\$20.05	\$41,710	3.6	\$11.91	\$15.14	\$20.65	\$25.08	\$27.75	\$24,780	\$31,480	\$42,950	\$52,160	\$57,710
47-2121	Glaziers	#	#	\$18.83	\$39,170	4.7	\$12.18	\$15.83	\$18.42	\$21.71	\$24.61	\$25,330	\$32,940	\$38,310	\$45,160	\$51,180
47-2141	Painters, construction and maintenance	480	17	\$15.93	\$33,130	3.3	\$11.36	\$13.09	\$15.46	\$19.18	\$21.80	\$23,630	\$27,220	\$32,170	\$39,900	\$45,350
47-2151	Pipelayers	70	36.9	\$15.00	\$31,200	6.5	\$10.34	\$12.14	\$13.96	\$16.46	\$21.36	\$21,500	\$25,240	\$29,040	\$34,230	\$44,430
47-2152	Plumbers, pipefitters, and steamfitters	970	25.8	\$20.42	\$42,480	4	\$12.29	\$15.27	\$20.48	\$25.55	\$28.74	\$25,570	\$31,770	\$42,600	\$53,140	\$59,770
47-2161	Plasterers and stucco masons	110	38.6	\$14.41	\$29,980	3.3	\$11.85	\$12.69	\$14.09	\$16.28	\$17.75	\$24,640	\$26,390	\$29,310	\$33,870	\$36,930
47-2181	Roofers	380	27.5	\$13.24	\$27,550	10.1	\$8.13	\$9.24	\$11.90	\$17.21	\$21.22	\$16,910	\$19,210	\$24,750	\$35,800	\$44,140
47-2211	Sheet metal workers	500	20.9	\$20.99	\$43,650	6.6	\$13.20	\$15.68	\$19.53	\$27.25	\$29.99	\$27,450	\$32,600	\$40,620	\$56,670	\$62,380
47-2221	Structural iron and steel workers	#	#	\$21.92	\$45,580	3.3	\$14.61	\$16.30	\$20.37	\$28.82	\$33.39	\$30,400	\$33,910	\$42,380	\$59,940	\$69,440
47-3011	Helpers--brickmasons, blockmasons, stonemasons, and tile and marble setters	210	19.4	\$13.28	\$27,620	9.7	\$8.98	\$10.29	\$11.88	\$16.64	\$20.22	\$18,670	\$21,400	\$24,710	\$34,620	\$42,050
47-3012	Helpers--carpenters	80	36.1	\$11.32	\$23,550	7	\$7.91	\$8.86	\$11.85	\$13.42	\$14.60	\$16,450	\$18,420	\$24,650	\$27,920	\$30,370
47-3013	Helpers--electricians	100	42.6	\$12.08	\$25,130	13.9	\$7.85	\$8.73	\$11.96	\$15.25	\$17.06	\$16,320	\$18,150	\$24,870	\$31,730	\$35,490
47-3015	Helpers--pipelayers, plumbers, pipefitters, and steamfitters	#	#	\$13.81	\$28,730	5.5	\$10.17	\$11.33	\$13.63	\$15.68	\$17.66	\$21,140	\$23,570	\$28,350	\$32,620	\$36,720
47-3019	Helpers, construction trades, all other	30	19.8	\$12.01	\$24,990	4.1	\$9.64	\$10.97	\$12.10	\$13.46	\$14.41	\$20,050	\$22,820	\$25,170	\$28,010	\$29,970
47-4011	Construction and building inspectors	320	20.4	\$25.33	\$52,690	3.1	\$20.42	\$23.02	\$25.31	\$28.01	\$30.42	\$42,460	\$47,880	\$52,650	\$58,250	\$63,280
47-4051	Highway maintenance workers	#	#	\$15.91	\$33,100	2.3	\$11.89	\$13.14	\$15.20	\$19.13	\$21.90	\$24,730	\$27,320	\$31,610	\$39,800	\$45,550
47-4071	Septic tank servicers and sewer pipe cleaners	#	#	\$17.55	\$36,510	6.1	\$15.49	\$16.17	\$17.30	\$18.44	\$19.15	\$32,220	\$33,630	\$35,980	\$38,340	\$39,820
47-4099	Construction and related workers, all other	#	#	\$14.48	\$30,120	8.2	\$12.60	\$13.14	\$14.04	\$14.93	\$15.46	\$26,210	\$27,330	\$29,190	\$31,050	\$32,160
<b>49-0000</b>	<b>Installation, Maintenance, and Repair Occupations</b>	<b>9,800</b>	<b>5.9</b>	<b>\$18.17</b>	<b>\$37,790</b>	<b>2.2</b>	<b>\$9.23</b>	<b>\$12.30</b>	<b>\$17.39</b>	<b>\$23.13</b>	<b>\$28.60</b>	<b>\$19,200</b>	<b>\$25,580</b>	<b>\$36,170</b>	<b>\$48,100</b>	<b>\$59,490</b>
49-1011	First-line supervisors/managers of mechanics, installers, and repairers	730	9.3	\$27.44	\$57,080	4.4	\$16.24	\$20.98	\$26.82	\$32.50	\$36.35	\$33,780	\$43,640	\$55,780	\$67,600	\$75,610
49-2011	Computer, automated teller, and office machine repairers	220	18.7	\$17.57	\$36,550	3.4	\$11.14	\$14.99	\$17.78	\$20.88	\$23.60	\$23,170	\$31,180	\$36,970	\$43,440	\$49,090
49-2092	Electric motor, power tool, and related repairers	#	#	\$12.86	\$26,750	2.6	\$7.69	\$8.66	\$10.56	\$15.53	\$23.76	\$16,000	\$18,020	\$21,970	\$32,300	\$49,420
49-2094	Electrical and electronics repairers, commercial and industrial equipment	210	19.7	\$21.11	\$43,910	3.6	\$13.94	\$17.94	\$21.49	\$24.84	\$27.71	\$28,990	\$37,320	\$44,700	\$51,660	\$57,630

# Data unavailable

Occupational Code	Occupational Title	Employment Estimate	Employment Percentage Relative Standard Error	Average Hourly Wage	Average Annual Wage	Wage Percentage Relative Standard Error	10th Percentile (Hourly)	25th Percentile (Hourly)	50th Percentile (Hourly)	75th Percentile (Hourly)	90th Percentile (Hourly)	10th Percentile (Annual)	25th Percentile (Annual)	50th Percentile (Annual)	75th Percentile (Annual)	90th Percentile (Annual)
49-2096	Electronic equipment installers and repairers, motor vehicles	30	29.4	\$11.85	\$24,640	7.4	\$8.53	\$10.03	\$11.48	\$13.24	\$15.42	\$17,740	\$20,870	\$23,880	\$27,540	\$32,080
49-2097	Electronic home entertainment equipment installers and repairers	#	#	\$12.53	\$26,060	3.2	\$9.65	\$10.66	\$12.17	\$13.77	\$16.99	\$20,070	\$22,170	\$25,310	\$28,650	\$35,350
49-2098	Security and fire alarm systems installers	#	#	\$17.89	\$37,200	8.2	\$10.18	\$14.80	\$17.85	\$20.70	\$24.48	\$21,180	\$30,780	\$37,140	\$43,050	\$50,910
49-3011	Aircraft mechanics and service technicians	310	44.6	\$18.95	\$39,410	3.1	\$12.83	\$15.54	\$19.24	\$21.77	\$23.78	\$26,690	\$32,320	\$40,010	\$45,280	\$49,450
49-3021	Automotive body and related repairers	170	24.2	\$21.60	\$44,930	6.8	\$13.83	\$16.58	\$20.83	\$25.89	\$30.74	\$28,770	\$34,500	\$43,330	\$53,850	\$63,930
49-3022	Automotive glass installers and repairers	#	#	\$13.36	\$27,790	7.5	\$11.53	\$12.03	\$12.86	\$13.70	\$15.80	\$23,980	\$25,020	\$26,760	\$28,490	\$32,850
49-3023	Automotive service technicians and mechanics	1,760	5.2	\$16.82	\$35,000	6.4	\$7.67	\$9.48	\$16.14	\$23.71	\$27.60	\$15,950	\$19,730	\$33,570	\$49,310	\$57,410
49-3031	Bus and truck mechanics and diesel engine specialists	350	7.7	\$19.43	\$40,420	2.7	\$13.95	\$16.08	\$18.90	\$23.21	\$26.51	\$29,020	\$33,450	\$39,300	\$48,270	\$55,140
49-3042	Mobile heavy equipment mechanics, except engines	230	34.3	\$20.13	\$41,870	2.5	\$13.83	\$17.33	\$20.26	\$23.50	\$26.32	\$28,770	\$36,050	\$42,150	\$48,890	\$54,740
49-3053	Outdoor power equipment and other small engine mechanics	#	#	\$14.09	\$29,310	5	\$12.32	\$12.87	\$13.79	\$14.72	\$15.83	\$25,630	\$26,770	\$28,680	\$30,610	\$32,940
49-3092	Recreational vehicle service technicians	#	#	\$15.57	\$32,370	10.1	\$10.07	\$11.88	\$15.47	\$19.15	\$21.93	\$20,950	\$24,720	\$32,180	\$39,820	\$45,620
49-3093	Tire repairers and changers	#	#	\$11.27	\$23,440	11	\$7.08	\$8.30	\$10.26	\$12.90	\$19.29	\$14,730	\$17,270	\$21,330	\$26,830	\$40,120
49-9012	Control and valve installers and repairers, except mechanical door	#	#	\$26.10	\$54,290	4	\$19.43	\$23.12	\$26.38	\$30.32	\$33.35	\$40,420	\$48,090	\$54,870	\$63,060	\$69,370
49-9021	Heating, air conditioning, and refrigeration mechanics and installers	560	30.3	\$19.49	\$40,530	3.6	\$12.81	\$15.92	\$18.95	\$22.09	\$27.47	\$26,650	\$33,110	\$39,410	\$45,950	\$57,130
49-9041	Industrial machinery mechanics	290	7.3	\$16.91	\$35,180	6.7	\$7.91	\$11.52	\$17.92	\$21.39	\$24.82	\$16,460	\$23,960	\$37,270	\$44,480	\$51,620
49-9042	Maintenance and repair workers, general	2,120	7.2	\$15.93	\$33,130	4.5	\$9.96	\$11.80	\$14.25	\$19.10	\$24.47	\$20,720	\$24,550	\$29,640	\$39,730	\$50,890
49-9043	Maintenance workers, machinery	30	23.2	\$18.48	\$38,430	6.5	\$11.75	\$14.96	\$18.13	\$21.24	\$26.98	\$24,450	\$31,110	\$37,720	\$44,170	\$56,130
49-9051	Electrical power-line installers and repairers	180	40.2	\$27.66	\$57,540	2.5	\$22.10	\$25.04	\$27.92	\$30.92	\$34.54	\$45,960	\$52,070	\$58,070	\$64,310	\$71,840
49-9052	Telecommunications line installers and repairers	#	#	\$14.27	\$29,680	5.6	\$7.88	\$9.18	\$12.82	\$18.27	\$23.98	\$16,400	\$19,090	\$26,670	\$38,000	\$49,880
49-9091	Coin, vending, and amusement machine servicers and repairers	60	33.6	\$15.61	\$32,460	5.3	\$10.51	\$12.27	\$15.18	\$18.44	\$21.83	\$21,860	\$25,530	\$31,580	\$38,350	\$45,410
49-9094	Locksmiths and safe repairers	#	#	\$14.84	\$30,870	6.8	\$11.60	\$12.42	\$13.66	\$18.02	\$21.07	\$24,120	\$25,840	\$28,400	\$37,470	\$43,820
49-9098	Helpers--installation, maintenance, and repair workers	230	32.2	\$12.90	\$26,820	5.7	\$9.18	\$10.05	\$11.91	\$15.53	\$18.77	\$19,100	\$20,910	\$24,770	\$32,300	\$39,040
49-9099	Installation, maintenance, and repair workers, all other	540	17.2	\$16.72	\$34,770	4.4	\$10.06	\$12.43	\$15.70	\$20.74	\$25.56	\$20,920	\$25,850	\$32,660	\$43,140	\$53,170
<b>51-0000</b>	<b>Production Occupations</b>	<b>12,260</b>	<b>5.5</b>	<b>\$14.33</b>	<b>\$29,810</b>	<b>1.8</b>	<b>\$8.52</b>	<b>\$10.10</b>	<b>\$12.79</b>	<b>\$17.13</b>	<b>\$22.24</b>	<b>\$17,710</b>	<b>\$21,000</b>	<b>\$26,610</b>	<b>\$35,640</b>	<b>\$46,250</b>
51-1011	First-line supervisors/managers of production and operating workers	720	8.8	\$25.45	\$52,930	2.8	\$14.91	\$18.55	\$24.07	\$31.39	\$37.56	\$31,020	\$38,590	\$50,060	\$65,290	\$78,120
51-2023	Electromechanical equipment assemblers	170	29	\$12.24	\$25,450	3.4	\$8.21	\$9.45	\$10.90	\$14.24	\$19.07	\$17,080	\$19,660	\$22,660	\$29,610	\$39,660

# Data unavailable

Occupational Code	Occupational Title	Employment Estimate	Employment Percentage Relative Standard Error	Average Hourly Wage	Average Annual Wage	Wage Percentage Relative Standard Error	10th Percentile (Hourly)	25th Percentile (Hourly)	50th Percentile (Hourly)	75th Percentile (Hourly)	90th Percentile (Hourly)	10th Percentile (Annual)	25th Percentile (Annual)	50th Percentile (Annual)	75th Percentile (Annual)	90th Percentile (Annual)
51-2041	Structural metal fabricators and fitters	120	38.4	\$17.03	\$35,430	3.5	\$12.11	\$13.84	\$16.19	\$19.85	\$24.81	\$25,180	\$28,780	\$33,680	\$41,280	\$51,600
51-2092	Team assemblers	600	14.6	\$11.29	\$23,490	3.5	\$7.95	\$9.08	\$10.65	\$13.01	\$15.35	\$16,540	\$18,880	\$22,150	\$27,070	\$31,920
51-2099	Assemblers and fabricators, all other	630	11.4	\$10.54	\$21,920	3.2	\$7.59	\$8.71	\$10.18	\$11.97	\$13.66	\$15,780	\$18,110	\$21,170	\$24,890	\$28,420
51-3011	Bakers	290	18.5	\$11.22	\$23,340	4.4	\$7.86	\$8.47	\$9.52	\$13.80	\$16.80	\$16,360	\$17,610	\$19,810	\$28,700	\$34,940
51-3021	Butchers and meat cutters	180	20.9	\$15.09	\$31,390	2.6	\$9.99	\$12.76	\$15.57	\$17.87	\$19.70	\$20,790	\$26,540	\$32,380	\$37,160	\$40,970
51-3092	Food batchmakers	80	37.6	\$11.37	\$23,640	7.5	\$7.94	\$9.08	\$10.14	\$11.64	\$18.37	\$16,510	\$18,890	\$21,100	\$24,200	\$38,220
51-4011	Computer-controlled machine tool operators, metal and plastic	260	6.3	\$14.66	\$30,500	3.4	\$11.06	\$12.35	\$14.49	\$16.79	\$19.50	\$23,010	\$25,700	\$30,150	\$34,910	\$40,550
51-4012	Numerical tool and process control programmers	40	18.9	\$20.93	\$43,530	3.3	\$15.23	\$17.71	\$20.55	\$24.59	\$27.55	\$31,690	\$36,830	\$42,740	\$51,140	\$57,300
51-4031	Cutting, punching, and press machine setters, operators, and tenders, metal and plastic	240	21.3	\$12.65	\$26,320	3.5	\$9.27	\$10.40	\$12.29	\$14.13	\$17.34	\$19,280	\$21,640	\$25,570	\$29,390	\$36,060
51-4034	Lathe and turning machine tool setters, operators, and tenders, metal and plastic	30	17.5	\$15.71	\$32,670	6.4	\$9.71	\$13.90	\$15.99	\$18.54	\$21.12	\$20,200	\$28,910	\$33,260	\$38,570	\$43,920
51-4035	Milling and planing machine setters, operators, and tenders, metal and plastic	50	37	\$13.00	\$27,040	2.8	\$9.95	\$11.11	\$12.92	\$14.55	\$16.96	\$20,700	\$23,110	\$26,870	\$30,260	\$35,270
51-4041	Machinists	680	20.9	\$15.73	\$32,720	5	\$9.75	\$12.08	\$15.97	\$19.11	\$21.83	\$20,280	\$25,130	\$33,220	\$39,750	\$45,400
51-4072	Molding, coremaking, and casting machine setters, operators, and tenders, metal and plastic	120	21.7	\$12.38	\$25,750	8.9	\$7.95	\$8.88	\$10.54	\$13.81	\$18.83	\$16,550	\$18,480	\$21,920	\$28,720	\$39,170
51-4081	Multiple machine tool setters, operators, and tenders, metal and plastic	330	6.7	\$12.89	\$26,810	2.7	\$9.33	\$10.96	\$12.47	\$14.00	\$17.24	\$19,410	\$22,800	\$25,930	\$29,110	\$35,850
51-4111	Tool and die makers	80	23.3	\$24.37	\$50,680	3.5	\$18.24	\$20.12	\$23.61	\$29.08	\$32.81	\$37,940	\$41,840	\$49,110	\$60,480	\$68,250
51-4121	Welders, cutters, solderers, and brazers	270	14.5	\$13.75	\$28,600	2.7	\$9.81	\$10.89	\$13.06	\$16.12	\$19.10	\$20,400	\$22,650	\$27,160	\$33,530	\$39,730
51-4122	Welding, soldering, and brazing machine setters, operators, and tenders	60	49.9	\$16.27	\$33,850	8.5	\$10.42	\$12.28	\$14.71	\$21.04	\$24.05	\$21,670	\$25,550	\$30,590	\$43,760	\$50,030
51-4193	Plating and coating machine setters, operators, and tenders, metal and plastic	70	45.9	\$11.86	\$24,660	5.7	\$8.51	\$9.63	\$11.06	\$13.66	\$16.26	\$17,700	\$20,040	\$23,010	\$28,410	\$33,820
51-4199	Metal workers and plastic workers, all other	70	18.5	\$13.01	\$27,070	10.4	\$7.67	\$9.03	\$11.60	\$15.31	\$21.19	\$15,960	\$18,780	\$24,120	\$31,850	\$44,080
51-5011	Bindery workers	#	#	\$13.20	\$27,450	3.3	\$9.34	\$10.31	\$12.47	\$15.96	\$18.65	\$19,430	\$21,430	\$25,930	\$33,190	\$38,790
51-5021	Job printers	#	#	\$17.62	\$36,650	7	\$11.61	\$13.38	\$17.28	\$21.58	\$25.40	\$24,150	\$27,830	\$35,950	\$44,900	\$52,840
51-5023	Printing machine operators	190	40.4	\$13.40	\$27,870	6.2	\$9.35	\$11.20	\$12.87	\$15.06	\$19.12	\$19,450	\$23,290	\$26,760	\$31,330	\$39,770
51-6011	Laundry and dry-cleaning workers	420	13.5	\$9.88	\$20,560	3.5	\$7.31	\$8.00	\$8.97	\$11.05	\$15.24	\$15,210	\$16,640	\$18,650	\$22,980	\$31,690
51-6021	Pressers, textile, garment, and related materials	90	43.6	\$9.16	\$19,060	3	\$7.61	\$8.38	\$9.29	\$10.26	\$10.88	\$15,840	\$17,440	\$19,320	\$21,350	\$22,620
51-6031	Sewing machine operators	170	32.5	\$10.50	\$21,830	4.2	\$8.32	\$9.19	\$10.12	\$11.11	\$13.22	\$17,310	\$19,120	\$21,040	\$23,110	\$27,500
51-6052	Tailors, dressmakers, and custom sewers	80	38.5	\$12.94	\$26,910	5.6	\$9.55	\$10.83	\$12.70	\$15.30	\$17.06	\$19,860	\$22,530	\$26,420	\$31,820	\$35,490
51-7011	Cabinetmakers and bench carpenters	290	22.3	\$13.97	\$29,060	3.8	\$9.82	\$10.99	\$13.63	\$16.69	\$19.14	\$20,420	\$22,850	\$28,350	\$34,720	\$39,810

# Data unavailable

Occupational Code	Occupational Title	Employment Estimate	Employment Percentage Relative Standard Error	Average Hourly Wage	Average Annual Wage	Wage Percentage Relative Standard Error	10th Percentile (Hourly)	25th Percentile (Hourly)	50th Percentile (Hourly)	75th Percentile (Hourly)	90th Percentile (Hourly)	10th Percentile (Annual)	25th Percentile (Annual)	50th Percentile (Annual)	75th Percentile (Annual)	90th Percentile (Annual)
51-7021	Furniture finishers	30	42.4	\$15.18	\$31,570	7	\$11.76	\$12.61	\$14.00	\$17.91	\$20.58	\$24,460	\$26,220	\$29,110	\$37,240	\$42,810
51-7042	Woodworking machine setters, operators, and tenders, except sawing	40	23.5	\$15.38	\$32,000	7.6	\$10.33	\$11.95	\$15.18	\$19.04	\$21.18	\$21,490	\$24,850	\$31,570	\$39,600	\$44,060
51-8021	Stationary engineers and boiler operators	30	40.7	\$20.70	\$43,060	7.3	\$11.29	\$13.63	\$18.21	\$27.54	\$32.11	\$23,480	\$28,340	\$37,870	\$57,280	\$66,790
51-8031	Water and liquid waste treatment plant and system operators	330	34.1	\$18.99	\$39,500	6.3	\$12.26	\$14.98	\$18.84	\$22.64	\$27.54	\$25,510	\$31,160	\$39,180	\$47,090	\$57,290
51-8099	Plant and system operators, all other	30	13.9	\$19.42	\$40,400	5.6	\$10.49	\$11.97	\$20.80	\$24.21	\$27.94	\$21,810	\$24,890	\$43,270	\$50,350	\$58,120
51-9021	Crushing, grinding, and polishing machine setters, operators, and tenders	#	#	\$11.78	\$24,500	7.1	\$8.06	\$9.09	\$10.65	\$14.55	\$16.98	\$16,770	\$18,910	\$22,150	\$30,270	\$35,310
51-9022	Grinding and polishing workers, hand	80	47.3	\$14.07	\$29,260	9.1	\$8.46	\$9.82	\$13.17	\$19.27	\$22.41	\$17,590	\$20,420	\$27,400	\$40,080	\$46,610
51-9023	Mixing and blending machine setters, operators, and tenders	70	6.1	\$12.00	\$24,960	2.7	\$8.49	\$9.66	\$11.27	\$14.94	\$16.69	\$17,650	\$20,080	\$23,440	\$31,070	\$34,700
51-9061	Inspectors, testers, sorters, samplers, and weighers	650	5.4	\$13.90	\$28,910	4.6	\$9.07	\$10.29	\$12.83	\$16.48	\$20.92	\$18,870	\$21,410	\$26,700	\$34,270	\$43,500
51-9081	Dental laboratory technicians	120	9.1	\$18.08	\$37,610	8.8	\$9.98	\$11.90	\$18.49	\$22.03	\$27.21	\$20,760	\$24,760	\$38,450	\$45,820	\$56,590
51-9111	Packaging and filling machine operators and tenders	220	23.9	\$11.71	\$24,360	3.2	\$7.90	\$9.29	\$11.87	\$13.68	\$15.95	\$16,440	\$19,320	\$24,690	\$28,450	\$33,180
51-9121	Coating, painting, and spraying machine setters, operators, and tenders	50	22.4	\$14.06	\$29,250	4.4	\$10.16	\$11.92	\$13.52	\$16.33	\$19.54	\$21,130	\$24,800	\$28,110	\$33,960	\$40,650
51-9122	Painters, transportation equipment	70	23.4	\$25.80	\$53,660	13.5	\$12.18	\$17.95	\$21.36	\$29.14	\$52.05	\$25,330	\$37,330	\$44,430	\$60,620	\$108,260
51-9123	Painting, coating, and decorating workers	100	17.5	\$12.56	\$26,110	5.3	\$8.27	\$9.31	\$11.43	\$15.34	\$17.74	\$17,200	\$19,370	\$23,770	\$31,900	\$36,900
51-9195	Molders, shapers, and casters, except metal and plastic	90	49.6	\$13.60	\$28,300	5.3	\$8.47	\$10.23	\$13.64	\$16.79	\$18.95	\$17,620	\$21,280	\$28,380	\$34,910	\$39,410
51-9196	Paper goods machine setters, operators, and tenders	#	#	\$15.11	\$31,430	14.9	\$7.94	\$10.17	\$14.53	\$19.66	\$23.71	\$16,510	\$21,160	\$30,230	\$40,890	\$49,310
51-9198	Helpers--production workers	320	21.6	\$10.71	\$22,280	2.4	\$7.37	\$8.46	\$10.08	\$12.54	\$16.02	\$15,330	\$17,600	\$20,970	\$26,070	\$33,320
51-9199	Production workers, all other	#	#	\$11.07	\$23,020	3.9	\$6.53	\$9.29	\$10.72	\$13.09	\$15.86	\$13,590	\$19,330	\$22,290	\$27,230	\$32,980
<b>53-0000</b>	<b>Transportation and Material Moving Occupations</b>	<b>11,870</b>	<b>3.9</b>	<b>\$13.43</b>	<b>\$27,930</b>	<b>1.9</b>	<b>\$7.47</b>	<b>\$9.26</b>	<b>\$12.23</b>	<b>\$15.98</b>	<b>\$20.49</b>	<b>\$15,530</b>	<b>\$19,270</b>	<b>\$25,430</b>	<b>\$33,240</b>	<b>\$42,610</b>
53-1021	First-line supervisors/managers of helpers, laborers, and material movers, hand	170	19	\$22.70	\$47,210	11.3	\$12.20	\$13.73	\$19.15	\$27.20	\$44.07	\$25,370	\$28,560	\$39,840	\$56,580	\$91,660
53-1031	First-line supervisors/managers of transportation and material-moving machine and vehicle operators	310	12.9	\$23.34	\$48,550	3.7	\$12.98	\$15.83	\$22.14	\$27.91	\$35.75	\$27,000	\$32,930	\$46,060	\$58,050	\$74,360
53-2012	Commercial pilots	40	0	#	\$53,990	3.6	#	#	#	#	#	\$47,930	\$49,930	\$53,270	\$56,610	\$58,620
53-2021	Air traffic controllers	120	44.9	\$36.99	\$76,940	9.8	\$19.50	\$22.18	\$37.92	\$51.38	\$57.32	\$40,560	\$46,130	\$78,870	\$106,880	\$119,230
53-2022	Airfield operations specialists	#	#	\$18.30	\$38,050	2.6	\$14.62	\$15.44	\$16.81	\$21.23	\$24.45	\$30,410	\$32,120	\$34,970	\$44,170	\$50,850
53-3011	Ambulance drivers and attendants, except emergency medical technicians	30	27.2	\$8.68	\$18,040	15.7	\$5.85	\$6.58	\$9.51	\$10.41	\$10.95	\$12,170	\$13,680	\$19,780	\$21,660	\$22,780
53-3021	Bus drivers, transit and intercity	410	24.3	\$14.23	\$29,600	4.2	\$11.08	\$12.12	\$13.50	\$17.05	\$19.87	\$23,050	\$25,220	\$28,070	\$35,460	\$41,340
53-3022	Bus drivers, school	690	12.3	\$12.89	\$26,810	1.6	\$10.05	\$11.20	\$12.67	\$14.32	\$16.62	\$20,900	\$23,290	\$26,340	\$29,790	\$34,560

# Data unavailable



Occupational Code	Occupational Title	Employment Estimate	Employment Percentage Relative Standard Error	Average Hourly Wage	Average Annual Wage	Wage Percentage Relative Standard Error	10th Percentile (Hourly)	25th Percentile (Hourly)	50th Percentile (Hourly)	75th Percentile (Hourly)	90th Percentile (Hourly)	10th Percentile (Annual)	25th Percentile (Annual)	50th Percentile (Annual)	75th Percentile (Annual)	90th Percentile (Annual)
53-3031	Driver/sales workers	310	23.7	\$11.74	\$24,430	9.6	\$6.26	\$7.66	\$11.05	\$15.98	\$17.73	\$13,010	\$15,930	\$22,990	\$33,250	\$36,880
53-3032	Truck drivers, heavy and tractor-trailer	1,780	10.4	\$16.83	\$35,010	2.4	\$11.70	\$13.50	\$16.29	\$19.55	\$22.41	\$24,340	\$28,080	\$33,880	\$40,660	\$46,610
53-3033	Truck drivers, light or delivery services	1,750	11.5	\$13.60	\$28,290	4.2	\$8.68	\$10.28	\$12.99	\$16.96	\$20.46	\$18,060	\$21,380	\$27,010	\$35,280	\$42,550
53-3041	Taxi drivers and chauffeurs	180	19.1	\$8.86	\$18,420	2.7	\$6.43	\$7.69	\$8.79	\$10.00	\$11.04	\$13,380	\$16,000	\$18,290	\$20,810	\$22,960
53-3099	Motor vehicle operators, all other	100	16	\$13.67	\$28,440	7.8	\$8.02	\$10.25	\$14.41	\$17.25	\$18.69	\$16,690	\$21,310	\$29,970	\$35,890	\$38,870
53-6021	Parking lot attendants	380	18.4	\$8.71	\$18,130	3.6	\$6.13	\$7.33	\$8.94	\$10.11	\$10.99	\$12,750	\$15,250	\$18,600	\$21,020	\$22,860
53-6031	Service station attendants	60	23.6	\$10.21	\$21,230	7	\$7.25	\$7.98	\$9.09	\$11.22	\$16.04	\$15,080	\$16,590	\$18,900	\$23,340	\$33,350
53-6099	Transportation workers, all other	170	33.1	\$15.58	\$32,410	7.2	\$8.95	\$13.66	\$16.42	\$18.44	\$20.46	\$18,610	\$28,410	\$34,150	\$38,360	\$42,550
53-7032	Excavating and loading machine and dragline operators	230	37	\$17.10	\$35,560	2.8	\$13.08	\$14.54	\$16.78	\$19.57	\$21.69	\$27,200	\$30,250	\$34,890	\$40,710	\$45,100
53-7051	Industrial truck and tractor operators	560	7.3	\$12.17	\$25,300	2.5	\$8.64	\$9.96	\$11.92	\$14.47	\$16.51	\$17,970	\$20,710	\$24,790	\$30,090	\$34,350
53-7061	Cleaners of vehicles and equipment	500	8.8	\$9.09	\$18,910	4.4	\$5.97	\$6.92	\$8.49	\$10.87	\$13.51	\$12,420	\$14,400	\$17,650	\$22,620	\$28,110
53-7062	Laborers and freight, stock, and material movers, hand	2,560	8.2	\$10.63	\$22,110	2.1	\$7.31	\$8.38	\$10.19	\$12.60	\$14.96	\$15,210	\$17,420	\$21,200	\$26,210	\$31,110
53-7063	Machine feeders and offbearers	#	#	\$10.63	\$22,120	4.9	\$7.06	\$8.87	\$10.80	\$12.70	\$13.91	\$14,690	\$18,450	\$22,460	\$26,420	\$28,920
53-7064	Packers and packagers, hand	870	10.8	\$8.60	\$17,900	1.9	\$6.16	\$7.20	\$8.13	\$9.58	\$11.73	\$12,810	\$14,980	\$16,910	\$19,930	\$24,390
53-7081	Refuse and recyclable material collectors	270	17.9	\$12.97	\$26,980	2.9	\$11.03	\$11.73	\$12.86	\$14.15	\$15.95	\$22,950	\$24,410	\$26,740	\$29,430	\$33,180

# Data unavailable

Occupational Code	Occupational Title	Employment Estimate	Employment Percentage Relative Standard Error	Average Hourly Wage	Average Annual Wage	Wage Percentage Relative Standard Error	10th Percentile (Hourly)	25th Percentile (Hourly)	50th Percentile (Hourly)	75th Percentile (Hourly)	90th Percentile (Hourly)	10th Percentile (Annual)	25th Percentile (Annual)	50th Percentile (Annual)	75th Percentile (Annual)	90th Percentile (Annual)
<b>00-0000</b>	<b>Total all Occupations</b>	<b>1,203,200</b>	<b>0.65</b>	<b>\$21.15</b>	<b>\$43,993</b>	<b>1.03</b>	<b>\$8.25</b>	<b>\$11.26</b>	<b>\$16.83</b>	<b>\$26.04</b>	<b>\$39.10</b>	<b>\$17,150</b>	<b>\$23,426</b>	<b>\$35,010</b>	<b>\$54,172</b>	<b>\$81,323</b>
<b>11-0000</b>	<b>Management Occupations</b>	<b>62,300</b>	<b>2</b>	<b>\$46.95</b>	<b>\$97,650</b>	<b>0.9</b>	<b>\$20.99</b>	<b>\$29.76</b>	<b>\$42.29</b>	<b>\$58.84</b>	<b>#</b>	<b>\$43,650</b>	<b>\$61,890</b>	<b>\$87,960</b>	<b>\$122,400</b>	<b>#</b>
11-1011	Chief executives	1,570	9.9	\$77.24	\$160,670	2.5	\$45.52	\$57.02	#	#	#	\$94,690	\$118,600	#	#	#
11-1021	General and operations managers	20,950	2.6	\$50.95	\$105,970	1.4	\$21.48	\$29.45	\$43.84	\$68.38	#	\$44,670	\$61,260	\$91,190	\$142,220	#
11-2011	Advertising and promotions managers	620	17.4	\$38.96	\$81,040	7.9	\$17.15	\$21.30	\$34.45	\$55.25	\$67.52	\$35,680	\$44,300	\$71,660	\$114,910	\$140,440
11-2021	Marketing managers	2,350	7.3	\$47.65	\$99,110	3	\$25.29	\$30.84	\$41.79	\$60.13	#	\$52,610	\$64,140	\$86,930	\$125,070	#
11-2022	Sales managers	2,970	6.9	\$50.02	\$104,040	2	\$23.72	\$34.58	\$47.31	\$62.44	#	\$49,330	\$71,920	\$98,400	\$129,880	#
11-2031	Public relations managers	640	10.6	\$45.65	\$94,960	3.6	\$22.06	\$31.74	\$43.38	\$56.46	#	\$45,880	\$66,010	\$90,230	\$117,430	#
11-3011	Administrative services managers	1,670	6.1	\$35.53	\$73,900	1.3	\$20.24	\$25.69	\$33.40	\$43.77	\$54.98	\$42,090	\$53,430	\$69,480	\$91,040	\$114,360
11-3021	Computer and information systems managers	3,090	12.1	\$53.15	\$110,550	1.7	\$36.35	\$43.04	\$51.55	\$61.76	#	\$75,620	\$89,510	\$107,220	\$128,470	#
11-3031	Financial managers	4,040	6.3	\$52.17	\$108,520	1.9	\$30.29	\$37.17	\$46.77	\$62.35	#	\$62,990	\$77,310	\$97,290	\$129,680	#
11-3041	Compensation and benefits managers	360	7.4	\$41.96	\$87,270	3.8	\$22.31	\$26.32	\$34.56	\$52.34	#	\$46,410	\$54,750	\$71,880	\$108,860	#
11-3042	Training and development managers	280	11.1	\$38.75	\$80,600	2.6	\$23.67	\$29.61	\$35.91	\$44.49	\$55.12	\$49,240	\$61,580	\$74,680	\$92,540	\$114,640
11-3049	Human resources managers, all other	600	7.8	\$47.18	\$98,130	3	\$26.29	\$33.93	\$44.97	\$57.38	#	\$54,680	\$70,580	\$93,530	\$119,340	#
11-3051	Industrial production managers	890	10.9	\$37.39	\$77,780	3	\$19.45	\$25.42	\$33.60	\$45.54	\$60.41	\$40,460	\$52,870	\$69,890	\$94,710	\$125,660
11-3061	Purchasing managers	480	6.6	\$42.43	\$88,260	2.4	\$25.59	\$32.81	\$41.50	\$51.70	\$61.05	\$53,230	\$68,240	\$86,310	\$107,540	\$126,980
11-3071	Transportation, storage, and distribution managers	870	6.3	\$40.68	\$84,620	5.1	\$22.89	\$27.74	\$35.23	\$46.05	#	\$47,600	\$57,700	\$73,280	\$95,790	#
11-9021	Construction managers	3,440	11.4	\$36.89	\$76,730	6.1	\$16.75	\$25.86	\$33.94	\$44.27	\$58.49	\$34,850	\$53,800	\$70,600	\$92,080	\$121,650
11-9031	Education administrators, preschool and child care center/program	360	19.6	\$18.50	\$38,470	9.9	\$12.00	\$12.96	\$15.67	\$22.93	\$30.10	\$24,950	\$26,950	\$32,590	\$47,690	\$62,600
11-9032	Education administrators, elementary and secondary school	1,630	1.4	#	\$80,960	1.4	#	#	#	#	#	\$60,340	\$69,900	\$81,040	\$93,800	\$105,480
11-9033	Education administrators, postsecondary	810	9.1	\$39.33	\$81,810	4.9	\$20.15	\$25.13	\$34.69	\$48.06	\$66.47	\$41,920	\$52,280	\$72,140	\$99,970	\$138,250
11-9039	Education administrators, all other	210	13.7	\$27.77	\$57,770	4.2	\$15.37	\$19.69	\$26.93	\$34.95	\$43.49	\$31,970	\$40,950	\$56,010	\$72,700	\$90,460
11-9041	Engineering managers	2,000	8.8	\$54.26	\$112,850	1.7	\$36.69	\$44.22	\$52.88	\$61.95	#	\$76,310	\$91,980	\$109,980	\$128,860	#
11-9051	Food service managers	1,300	10	\$29.74	\$61,860	10.4	\$16.52	\$19.38	\$22.81	\$33.47	\$52.90	\$34,370	\$40,310	\$47,450	\$69,620	\$110,030
11-9061	Funeral directors	80	30.1	\$21.99	\$45,740	7.8	\$15.60	\$17.65	\$20.65	\$26.27	\$31.05	\$32,440	\$36,710	\$42,960	\$54,640	\$64,580
11-9081	Lodging managers	140	16.3	\$31.26	\$65,010	8.6	\$16.80	\$19.87	\$25.55	\$37.95	\$62.15	\$34,940	\$41,330	\$53,150	\$78,930	\$129,260
11-9111	Medical and health services managers	1,390	8.5	\$41.41	\$86,120	3.1	\$20.99	\$30.02	\$38.34	\$48.95	\$64.69	\$43,670	\$62,440	\$79,740	\$101,820	\$134,550
11-9121	Natural sciences managers	540	4.2	\$51.00	\$106,090	2.4	\$34.15	\$41.67	\$49.10	\$60.33	#	\$71,030	\$86,680	\$102,130	\$125,480	#
11-9131	Postmasters and mail superintendents	60	0	\$30.30	\$63,020	1.3	\$20.24	\$24.91	\$29.54	\$36.75	\$43.77	\$42,100	\$51,810	\$61,440	\$76,430	\$91,030
11-9141	Property, real estate, and community association managers	3,250	11.6	\$31.98	\$66,520	6.7	\$12.67	\$17.45	\$28.03	\$40.18	\$56.68	\$26,360	\$36,290	\$58,310	\$83,580	\$117,900

# Data unavailable

Occupational Code	Occupational Title	Employment Estimate	Employment Percentage Relative Standard Error	Average Hourly Wage	Average Annual Wage	Wage Percentage Relative Standard Error	10th Percentile (Hourly)	25th Percentile (Hourly)	50th Percentile (Hourly)	75th Percentile (Hourly)	90th Percentile (Hourly)	10th Percentile (Annual)	25th Percentile (Annual)	50th Percentile (Annual)	75th Percentile (Annual)	90th Percentile (Annual)
11-9151	Social and community service managers	640	9.3	\$28.42	\$59,120	3.2	\$16.34	\$19.98	\$25.47	\$33.69	\$48.13	\$33,990	\$41,560	\$52,970	\$70,070	\$100,120
11-9199	Managers, all other	4,930	5.5	\$49.66	\$103,290	2.4	\$27.78	\$35.17	\$47.92	\$59.50	#	\$57,790	\$73,150	\$99,680	\$123,760	#
<b>13-0000</b>	<b>Business and Financial Operations Occupations</b>	<b>72,850</b>	<b>2.5</b>	<b>\$31.20</b>	<b>\$64,900</b>	<b>1.3</b>	<b>\$16.06</b>	<b>\$20.81</b>	<b>\$27.90</b>	<b>\$37.28</b>	<b>\$48.54</b>	<b>\$33,400</b>	<b>\$43,280</b>	<b>\$58,030</b>	<b>\$77,540</b>	<b>\$100,960</b>
13-1011	Agents and business managers of artists, performers, and athletes	70	37.4	\$21.44	\$44,600	23.5	\$12.27	\$13.62	\$16.65	\$31.42	\$34.15	\$25,520	\$28,340	\$34,630	\$65,360	\$71,030
13-1021	Purchasing agents and buyers, farm products	#	#	\$30.16	\$62,730	5	\$18.81	\$24.81	\$30.47	\$37.35	\$41.76	\$39,130	\$51,600	\$63,390	\$77,680	\$86,860
13-1022	Wholesale and retail buyers, except farm products	1,200	9.8	\$24.16	\$50,260	3.3	\$13.27	\$16.20	\$21.04	\$28.79	\$39.54	\$27,610	\$33,700	\$43,760	\$59,880	\$82,250
13-1023	Purchasing agents, except wholesale, retail, and farm products	2,970	7.9	\$27.55	\$57,300	2	\$16.51	\$20.90	\$26.02	\$33.41	\$42.31	\$34,330	\$43,460	\$54,120	\$69,500	\$88,000
13-1031	Claims adjusters, examiners, and investigators	2,930	23	\$27.08	\$56,330	2.1	\$18.11	\$20.33	\$25.87	\$33.19	\$39.40	\$37,670	\$42,290	\$53,810	\$69,040	\$81,960
13-1032	Insurance appraisers, auto damage	100	39.4	\$25.63	\$53,300	6.7	\$19.14	\$21.84	\$25.45	\$29.61	\$33.54	\$39,810	\$45,440	\$52,940	\$61,580	\$69,760
13-1041	Compliance officers, except agriculture, construction, health and safety, and transportation	2,400	3.6	\$25.09	\$52,200	7.1	\$13.25	\$15.18	\$24.22	\$31.31	\$39.14	\$27,550	\$31,580	\$50,370	\$65,120	\$81,410
13-1051	Cost estimators	2,870	7	\$28.81	\$59,930	1.8	\$17.66	\$21.11	\$26.95	\$34.83	\$44.25	\$36,740	\$43,900	\$56,050	\$72,460	\$92,050
13-1061	Emergency management specialists	#	#	\$34.87	\$72,530	5.7	\$17.88	\$24.96	\$32.51	\$41.54	\$51.14	\$37,180	\$51,910	\$67,620	\$86,410	\$106,380
13-1071	Employment, recruitment, and placement specialists	1,780	19.6	\$23.23	\$48,310	3.3	\$13.07	\$16.42	\$20.99	\$27.82	\$40.06	\$27,180	\$34,150	\$43,660	\$57,860	\$83,330
13-1072	Compensation, benefits, and job analysis specialists	1,360	8	\$28.73	\$59,760	2.5	\$17.88	\$21.51	\$26.73	\$33.72	\$42.94	\$37,180	\$44,750	\$55,590	\$70,140	\$89,320
13-1073	Training and development specialists	2,940	12.8	\$24.19	\$50,320	3.5	\$11.72	\$17.77	\$23.66	\$30.35	\$36.05	\$24,390	\$36,950	\$49,200	\$63,120	\$74,980
13-1079	Human resources, training, and labor relations specialists, all other	1,720	5.4	\$29.67	\$61,710	2.7	\$16.43	\$20.75	\$27.47	\$36.71	\$47.06	\$34,170	\$43,150	\$57,140	\$76,350	\$97,880
13-1081	Logisticians	580	9.4	\$33.15	\$68,960	1.9	\$22.45	\$27.00	\$33.12	\$38.83	\$45.94	\$46,690	\$56,170	\$68,890	\$80,770	\$95,560
13-1111	Management analysts	4,970	7.4	\$40.33	\$83,880	4.9	\$20.64	\$27.11	\$35.79	\$46.85	\$68.78	\$42,920	\$56,390	\$74,440	\$97,450	\$143,050
13-1121	Meeting and convention planners	520	28.4	\$21.80	\$45,330	2.2	\$13.73	\$16.60	\$21.00	\$25.84	\$31.45	\$28,570	\$34,530	\$43,680	\$53,750	\$65,410
13-1199	Business operations specialists, all other	14,030	4.3	\$33.04	\$68,730	2.5	\$17.67	\$23.05	\$30.91	\$39.44	\$50.58	\$36,750	\$47,940	\$64,290	\$82,030	\$105,200
13-2011	Accountants and auditors	15,970	4	\$30.38	\$63,200	2.1	\$16.36	\$20.90	\$27.21	\$36.78	\$47.03	\$34,040	\$43,470	\$56,590	\$76,500	\$97,830
13-2021	Appraisers and assessors of real estate	1,250	23.4	\$23.56	\$49,010	9.6	\$6.90	\$13.33	\$23.62	\$32.90	\$39.58	\$14,350	\$27,720	\$49,130	\$68,430	\$82,330
13-2031	Budget analysts	530	5.8	\$32.01	\$66,570	1.3	\$21.29	\$25.49	\$31.26	\$38.52	\$45.25	\$44,270	\$53,030	\$65,020	\$80,110	\$94,110
13-2041	Credit analysts	860	16.1	\$37.99	\$79,020	9	\$19.13	\$23.27	\$32.40	\$43.26	\$69.56	\$39,790	\$48,400	\$67,390	\$89,990	\$144,680
13-2051	Financial analysts	3,540	9.6	\$37.77	\$78,560	8.3	\$15.45	\$20.72	\$29.64	\$44.91	#	\$32,140	\$43,100	\$61,640	\$93,420	#
13-2052	Personal financial advisors	1,340	22.9	#	#	#	#	#	#	#	#	#	#	#	#	#
13-2053	Insurance underwriters	1,070	15.6	\$30.65	\$63,750	3.3	\$16.01	\$21.27	\$30.03	\$37.18	\$43.69	\$33,300	\$44,230	\$62,460	\$77,340	\$90,880
13-2061	Financial examiners	300	19.8	\$34.29	\$71,330	7.8	\$17.34	\$21.19	\$30.77	\$43.75	\$57.74	\$36,070	\$44,080	\$63,990	\$91,000	\$120,110
13-2071	Loan counselors	#	#	\$25.15	\$52,310	6.4	\$14.04	\$16.97	\$23.02	\$27.75	\$42.61	\$29,200	\$35,290	\$47,890	\$57,720	\$88,620
13-2072	Loan officers	4,070	12.8	\$28.94	\$60,200	4.2	\$14.98	\$18.60	\$24.80	\$34.24	\$45.48	\$31,160	\$38,680	\$51,580	\$71,210	\$94,600

# Data unavailable

Occupational Code	Occupational Title	Employment Estimate	Employment Percentage Relative Standard Error	Average Hourly Wage	Average Annual Wage	Wage Percentage Relative Standard Error	10th Percentile (Hourly)	25th Percentile (Hourly)	50th Percentile (Hourly)	75th Percentile (Hourly)	90th Percentile (Hourly)	10th Percentile (Annual)	25th Percentile (Annual)	50th Percentile (Annual)	75th Percentile (Annual)	90th Percentile (Annual)
13-2081	Tax examiners, collectors, and revenue agents	620	0.3	\$28.34	\$58,950	2.3	\$17.35	\$20.21	\$26.09	\$36.56	\$44.59	\$36,090	\$42,030	\$54,280	\$76,050	\$92,740
13-2082	Tax preparers	#	#	\$13.13	\$27,310	12.4	\$8.58	\$9.84	\$11.35	\$17.82	\$20.97	\$17,840	\$20,480	\$23,600	\$37,070	\$43,620
13-2099	Financial specialists, all other	2,270	11.4	\$30.49	\$63,420	3	\$18.11	\$23.14	\$29.08	\$35.46	\$43.51	\$37,660	\$48,120	\$60,500	\$73,760	\$90,510
<b>15-0000</b>	<b>Computer and Mathematical Occupations</b>	<b>47,500</b>	<b>3.3</b>	<b>\$34.62</b>	<b>\$72,010</b>	<b>1.4</b>	<b>\$19.03</b>	<b>\$25.06</b>	<b>\$33.68</b>	<b>\$43.03</b>	<b>\$52.52</b>	<b>\$39,590</b>	<b>\$52,120</b>	<b>\$70,060</b>	<b>\$89,500</b>	<b>\$109,240</b>
15-1011	Computer and information scientists, research	190	37.1	\$42.29	\$87,970	6	\$25.64	\$30.15	\$41.10	\$53.89	\$65.97	\$53,340	\$62,720	\$85,490	\$112,100	\$137,220
15-1021	Computer programmers	3,440	10.5	\$36.91	\$76,770	5.1	\$20.79	\$25.56	\$34.09	\$42.82	\$56.36	\$43,240	\$53,170	\$70,900	\$89,060	\$117,220
15-1031	Computer software engineers, applications	7,860	11.3	\$39.83	\$82,850	1.7	\$24.87	\$32.45	\$39.40	\$47.47	\$55.87	\$51,720	\$67,500	\$81,960	\$98,730	\$116,210
15-1032	Computer software engineers, systems software	6,050	6.7	\$41.12	\$85,530	2.4	\$26.87	\$31.94	\$39.66	\$49.39	\$58.97	\$55,890	\$66,430	\$82,500	\$102,730	\$122,650
15-1041	Computer support specialists	9,010	9.1	\$24.14	\$50,210	3.3	\$14.38	\$17.24	\$23.25	\$29.57	\$35.97	\$29,920	\$35,870	\$48,360	\$61,500	\$74,820
15-1051	Computer systems analysts	6,760	15.4	\$34.92	\$72,630	3	\$20.62	\$25.50	\$34.43	\$42.93	\$50.30	\$42,880	\$53,040	\$71,600	\$89,300	\$104,620
15-1061	Database administrators	1,700	14.5	\$33.09	\$68,820	2.4	\$17.01	\$23.65	\$32.82	\$42.31	\$51.11	\$35,380	\$49,180	\$68,270	\$88,010	\$106,310
15-1071	Network and computer systems administrators	4,360	10.4	\$35.20	\$73,210	4.3	\$20.50	\$26.02	\$33.95	\$42.93	\$52.82	\$42,640	\$54,110	\$70,610	\$89,300	\$109,870
15-1081	Network systems and data communications analysts	2,960	8.4	\$35.66	\$74,180	2.7	\$21.91	\$27.08	\$35.17	\$43.21	\$50.83	\$45,570	\$56,320	\$73,150	\$89,870	\$105,720
15-1099	Computer specialists, all other	3,910	5.8	\$34.16	\$71,050	2.4	\$19.81	\$26.27	\$34.33	\$42.31	\$48.59	\$41,210	\$54,650	\$71,410	\$88,000	\$101,070
15-2011	Actuaries	#	#	\$47.42	\$98,640	4.6	\$25.62	\$33.18	\$43.93	\$57.79	#	\$53,290	\$69,010	\$91,380	\$120,200	#
15-2031	Operations research analysts	720	15	\$31.05	\$64,590	3	\$20.79	\$24.28	\$28.66	\$36.53	\$46.60	\$43,240	\$50,500	\$59,610	\$75,990	\$96,940
15-2041	Statisticians	160	4.7	\$31.56	\$65,650	4	\$21.11	\$25.02	\$30.05	\$36.88	\$43.95	\$43,900	\$52,050	\$62,500	\$76,700	\$91,420
<b>17-0000</b>	<b>Architecture and Engineering Occupations</b>	<b>29,410</b>	<b>4.3</b>	<b>\$33.61</b>	<b>\$69,910</b>	<b>1.6</b>	<b>\$18.96</b>	<b>\$24.05</b>	<b>\$32.10</b>	<b>\$41.73</b>	<b>\$50.45</b>	<b>\$39,440</b>	<b>\$50,010</b>	<b>\$66,770</b>	<b>\$86,800</b>	<b>\$104,940</b>
17-1011	Architects, except landscape and naval	2,330	9.2	\$31.83	\$66,200	8.5	\$17.81	\$20.62	\$25.71	\$38.06	\$50.36	\$37,040	\$42,890	\$53,470	\$79,160	\$104,750
17-1012	Landscape architects	720	27.9	\$28.31	\$58,880	2.2	\$16.40	\$20.12	\$25.67	\$34.23	\$44.73	\$34,110	\$41,850	\$53,380	\$71,210	\$93,030
17-1021	Cartographers and photogrammetrists	640	23.5	\$31.37	\$65,240	4.6	\$20.36	\$23.91	\$31.59	\$37.57	\$44.45	\$42,350	\$49,730	\$65,710	\$78,150	\$92,460
17-1022	Surveyors	430	26.4	\$25.17	\$52,350	7.1	\$15.40	\$16.88	\$23.13	\$31.08	\$38.94	\$32,030	\$35,110	\$48,120	\$64,640	\$80,990
17-2011	Aerospace engineers	1,790	42.7	\$40.86	\$84,990	12.3	\$21.84	\$30.15	\$39.99	\$46.52	\$61.59	\$45,430	\$62,710	\$83,190	\$96,770	\$128,110
17-2021	Agricultural engineers	#	#	\$34.07	\$70,870	4.4	\$23.60	\$27.63	\$32.56	\$37.39	\$44.66	\$49,090	\$57,460	\$67,720	\$77,760	\$92,900
17-2031	Biomedical engineers	80	38.5	\$35.26	\$73,340	7.9	\$18.45	\$29.21	\$37.29	\$44.78	\$48.25	\$38,390	\$60,760	\$77,550	\$93,150	\$100,360
17-2041	Chemical engineers	340	24	\$38.25	\$79,560	3.2	\$26.98	\$31.70	\$37.40	\$44.60	\$52.96	\$56,120	\$65,930	\$77,780	\$92,770	\$110,160
17-2051	Civil engineers	5,890	15.7	\$34.77	\$72,330	3.6	\$22.84	\$27.18	\$35.23	\$42.04	\$47.41	\$47,510	\$56,520	\$73,270	\$87,440	\$98,610
17-2061	Computer hardware engineers	480	19.3	\$41.20	\$85,700	5.4	\$24.80	\$30.05	\$39.98	\$48.76	\$63.90	\$51,580	\$62,510	\$83,170	\$101,410	\$132,910
17-2071	Electrical engineers	1,200	7.2	\$37.35	\$77,690	2.3	\$25.16	\$29.73	\$36.83	\$44.15	\$51.97	\$52,340	\$61,840	\$76,600	\$91,840	\$108,110
17-2072	Electronics engineers, except computer	2,700	8.5	\$39.18	\$81,500	2	\$26.59	\$30.84	\$37.71	\$46.16	\$57.16	\$55,310	\$64,160	\$78,440	\$96,010	\$118,890
17-2081	Environmental engineers	1,050	26.2	\$35.69	\$74,230	6.2	\$20.93	\$25.31	\$35.37	\$44.48	\$52.83	\$43,530	\$52,650	\$73,580	\$92,520	\$109,890

# Data unavailable

Occupational Code	Occupational Title	Employment Estimate	Employment Percentage Relative Standard Error	Average Hourly Wage	Average Annual Wage	Wage Percentage Relative Standard Error	10th Percentile (Hourly)	25th Percentile (Hourly)	50th Percentile (Hourly)	75th Percentile (Hourly)	90th Percentile (Hourly)	10th Percentile (Annual)	25th Percentile (Annual)	50th Percentile (Annual)	75th Percentile (Annual)	90th Percentile (Annual)
17-2111	Health and safety engineers, except mining safety engineers and inspectors	200	21.5	\$33.90	\$70,520	9	\$19.25	\$23.07	\$33.02	\$42.03	\$48.75	\$40,050	\$47,980	\$68,670	\$87,430	\$101,400
17-2112	Industrial engineers	1,420	10.1	\$36.65	\$76,230	2.6	\$23.79	\$29.27	\$35.69	\$43.41	\$52.91	\$49,470	\$60,870	\$74,230	\$90,290	\$110,050
17-2131	Materials engineers	260	37.2	\$44.70	\$92,980	6.9	\$26.60	\$35.59	\$44.50	\$57.21	\$62.37	\$55,320	\$74,020	\$92,550	\$119,000	\$129,740
17-2141	Mechanical engineers	1,390	9.6	\$37.29	\$77,570	1.9	\$23.36	\$29.31	\$36.40	\$44.52	\$53.91	\$48,590	\$60,970	\$75,710	\$92,600	\$112,130
17-2151	Mining and geological engineers, including mining safety engineers	270	20.6	\$43.33	\$90,120	6.6	\$22.94	\$30.00	\$42.17	\$54.52	#	\$47,710	\$62,390	\$87,720	\$113,390	#
17-2171	Petroleum engineers	#	#	\$50.85	\$105,770	5.3	\$37.28	\$41.33	\$48.21	\$58.64	#	\$77,530	\$85,960	\$100,280	\$121,980	#
17-2199	Engineers, all other	1,020	9.9	\$40.41	\$84,060	2.3	\$24.39	\$31.57	\$41.01	\$49.60	\$58.15	\$50,720	\$65,670	\$85,310	\$103,170	\$120,960
17-3011	Architectural and civil drafters	1,360	18.7	\$23.63	\$49,160	2.4	\$16.03	\$19.46	\$23.15	\$27.43	\$32.98	\$33,350	\$40,470	\$48,150	\$57,060	\$68,600
17-3012	Electrical and electronics drafters	390	21.3	\$25.17	\$52,350	2.9	\$15.70	\$19.08	\$25.43	\$30.17	\$35.24	\$32,650	\$39,690	\$52,880	\$62,750	\$73,300
17-3013	Mechanical drafters	410	27.2	\$23.79	\$49,490	3.3	\$15.84	\$18.73	\$22.32	\$28.09	\$34.49	\$32,940	\$38,970	\$46,430	\$58,430	\$71,750
17-3019	Drafters, all other	280	49.9	\$27.29	\$56,770	6.1	\$15.45	\$21.09	\$28.24	\$34.05	\$40.07	\$32,130	\$43,870	\$58,750	\$70,820	\$83,350
17-3022	Civil engineering technicians	#	#	\$21.45	\$44,620	3.3	\$13.87	\$16.78	\$21.27	\$25.31	\$30.10	\$28,850	\$34,900	\$44,250	\$52,650	\$62,620
17-3023	Electrical and electronic engineering technicians	1,050	10.5	\$26.13	\$54,360	2.7	\$18.16	\$21.30	\$25.59	\$30.06	\$36.01	\$37,780	\$44,300	\$53,220	\$62,530	\$74,910
17-3024	Electro-mechanical technicians	90	15.3	\$21.65	\$45,040	3.6	\$16.39	\$18.15	\$21.01	\$24.94	\$28.03	\$34,090	\$37,740	\$43,690	\$51,880	\$58,290
17-3025	Environmental engineering technicians	340	42.8	\$21.28	\$44,270	4.6	\$12.49	\$15.59	\$20.37	\$25.68	\$31.50	\$25,980	\$32,420	\$42,380	\$53,410	\$65,520
17-3026	Industrial engineering technicians	370	24.6	\$24.32	\$50,570	3.3	\$14.43	\$17.54	\$23.82	\$29.18	\$35.34	\$30,020	\$36,480	\$49,540	\$60,700	\$73,510
17-3027	Mechanical engineering technicians	#	#	\$23.62	\$49,130	2.1	\$15.76	\$18.75	\$23.26	\$27.28	\$32.35	\$32,780	\$39,000	\$48,370	\$56,750	\$67,290
17-3029	Engineering technicians, except drafters, all other	530	10.2	\$26.19	\$54,480	2.4	\$16.88	\$21.49	\$26.63	\$31.06	\$35.81	\$35,110	\$44,710	\$55,390	\$64,610	\$74,490
17-3031	Surveying and mapping technicians	700	13.2	\$21.04	\$43,770	3.3	\$12.77	\$16.36	\$20.15	\$25.66	\$30.63	\$26,560	\$34,040	\$41,910	\$53,370	\$63,700
<b>19-0000</b>	<b>Life, Physical, and Social Science Occupations</b>	<b>13,220</b>	<b>4.6</b>	<b>\$30.49</b>	<b>\$63,430</b>	<b>3.1</b>	<b>\$14.52</b>	<b>\$19.57</b>	<b>\$28.03</b>	<b>\$38.48</b>	<b>\$50.12</b>	<b>\$30,200</b>	<b>\$40,710</b>	<b>\$58,310</b>	<b>\$80,040</b>	<b>\$104,250</b>
19-1012	Food scientists and technologists	#	#	\$30.85	\$64,160	3.7	\$22.19	\$24.61	\$28.51	\$37.93	\$43.25	\$46,160	\$51,190	\$59,290	\$78,890	\$89,960
19-1021	Biochemists and biophysicists	#	#	\$32.73	\$68,070	11.1	\$15.25	\$17.24	\$32.62	\$39.21	\$49.20	\$31,730	\$35,850	\$67,860	\$81,550	\$102,330
19-1022	Microbiologists	140	22.1	\$29.40	\$61,150	7.8	\$15.92	\$19.22	\$28.76	\$39.07	\$45.26	\$33,110	\$39,980	\$59,830	\$81,260	\$94,140
19-1023	Zoologists and wildlife biologists	#	#	\$26.81	\$55,770	8.7	\$13.95	\$16.97	\$25.98	\$35.13	\$43.80	\$29,020	\$35,310	\$54,040	\$73,060	\$91,100
19-1029	Biological scientists, all other	#	#	\$32.51	\$67,620	2.6	\$21.59	\$27.37	\$33.27	\$37.86	\$44.74	\$44,910	\$56,930	\$69,200	\$78,760	\$93,070
19-1031	Conservation scientists	120	26.3	\$30.19	\$62,800	4.9	\$16.37	\$19.14	\$25.32	\$39.94	\$53.11	\$34,040	\$39,810	\$52,660	\$83,080	\$110,460
19-1032	Foresters	30	0	\$26.97	\$56,090	1.6	\$18.09	\$20.75	\$25.21	\$30.53	\$37.13	\$37,630	\$43,160	\$52,440	\$63,510	\$77,220
19-1042	Medical scientists, except epidemiologists	#	#	\$38.07	\$79,180	10.8	\$17.13	\$20.38	\$30.32	\$53.21	\$67.65	\$35,630	\$42,400	\$63,070	\$110,680	\$140,720
19-2021	Atmospheric and space scientists	#	#	\$33.45	\$69,590	17.7	\$19.53	\$25.08	\$34.44	\$41.44	\$45.77	\$40,620	\$52,160	\$71,630	\$86,190	\$95,210
19-2031	Chemists	810	14.2	\$31.36	\$65,230	5.6	\$17.12	\$21.64	\$28.19	\$40.53	\$49.85	\$35,600	\$45,010	\$58,640	\$84,300	\$103,700
19-2032	Materials scientists	60	13	\$39.91	\$83,010	6	\$22.79	\$29.58	\$37.53	\$51.51	\$59.99	\$47,410	\$61,530	\$78,060	\$107,130	\$124,790

# Data unavailable

Occupational Code	Occupational Title	Employment Estimate	Employment Percentage Relative Standard Error	Average Hourly Wage	Average Annual Wage	Wage Percentage Relative Standard Error	10th Percentile (Hourly)	25th Percentile (Hourly)	50th Percentile (Hourly)	75th Percentile (Hourly)	90th Percentile (Hourly)	10th Percentile (Annual)	25th Percentile (Annual)	50th Percentile (Annual)	75th Percentile (Annual)	90th Percentile (Annual)
19-2041	Environmental scientists and specialists, including health	1,230	14.2	\$36.56	\$76,050	4.6	\$20.72	\$26.18	\$34.33	\$43.95	\$58.19	\$43,100	\$54,450	\$71,420	\$91,410	\$121,030
19-2042	Geoscientists, except hydrologists and geographers	950	12.4	\$47.47	\$98,740	5	\$24.99	\$34.15	\$45.76	\$61.22	#	\$51,990	\$71,030	\$95,180	\$127,330	#
19-2043	Hydrologists	#	#	\$36.86	\$76,670	2.1	\$23.19	\$29.45	\$36.03	\$44.51	\$51.46	\$48,230	\$61,260	\$74,940	\$92,580	\$107,030
19-2099	Physical scientists, all other	510	25.3	\$38.03	\$79,100	3.3	\$22.02	\$30.11	\$39.76	\$46.17	\$53.41	\$45,810	\$62,620	\$82,710	\$96,020	\$111,080
19-3011	Economists	50	5.1	\$42.74	\$88,910	3.8	\$31.48	\$34.64	\$40.10	\$47.76	\$58.86	\$65,490	\$72,060	\$83,410	\$99,340	\$122,430
19-3021	Market research analysts	2,070	16.7	\$32.48	\$67,570	4.9	\$15.59	\$22.07	\$32.37	\$39.21	\$53.42	\$32,440	\$45,910	\$67,340	\$81,550	\$111,110
19-3022	Survey researchers	#	#	\$15.10	\$31,410	10.8	\$9.80	\$10.80	\$12.89	\$18.48	\$23.05	\$20,390	\$22,470	\$26,820	\$38,440	\$47,940
19-3031	Clinical, counseling, and school psychologists	990	7.1	\$30.58	\$63,610	4.3	\$17.37	\$21.81	\$28.65	\$35.15	\$43.57	\$36,120	\$45,360	\$59,600	\$73,120	\$90,630
19-3039	Psychologists, all other	50	36.6	\$30.64	\$63,730	5.3	\$19.64	\$22.20	\$30.85	\$40.93	\$45.92	\$40,840	\$46,180	\$64,170	\$85,120	\$95,520
19-3051	Urban and regional planners	360	11.6	\$30.98	\$64,430	1.6	\$21.25	\$25.44	\$30.55	\$36.24	\$42.61	\$44,200	\$52,920	\$63,540	\$75,380	\$88,620
19-3093	Historians	#	#	\$28.94	\$60,200	2.4	\$22.40	\$23.80	\$26.21	\$34.07	\$43.57	\$46,600	\$49,500	\$54,520	\$70,870	\$90,630
19-3099	Social scientists and related workers, all other	160	12	\$32.98	\$68,600	1.9	\$21.22	\$25.79	\$33.15	\$39.05	\$46.25	\$44,140	\$53,640	\$68,950	\$81,230	\$96,210
19-4031	Chemical technicians	500	17.5	\$18.44	\$38,370	3.2	\$10.97	\$13.68	\$17.92	\$21.83	\$27.40	\$22,820	\$28,450	\$37,280	\$45,400	\$57,000
19-4041	Geological and petroleum technicians	430	31.6	\$28.83	\$59,970	5.7	\$13.60	\$22.15	\$27.67	\$34.60	\$41.91	\$28,280	\$46,070	\$57,560	\$71,970	\$87,180
19-4061	Social science research assistants	#	#	\$15.84	\$32,950	10	\$10.46	\$12.65	\$15.14	\$18.67	\$22.65	\$21,760	\$26,310	\$31,490	\$38,840	\$47,120
19-4091	Environmental science and protection technicians, including health	370	20.5	\$22.68	\$47,170	8.1	\$12.88	\$14.93	\$22.16	\$27.55	\$36.32	\$26,800	\$31,050	\$46,100	\$57,310	\$75,550
19-4092	Forensic science technicians	160	7.2	\$25.49	\$53,010	1.3	\$18.98	\$21.25	\$24.88	\$29.70	\$34.36	\$39,480	\$44,200	\$51,750	\$61,770	\$71,470
19-4093	Forest and conservation technicians	110	14.9	\$16.31	\$33,930	1.6	\$11.55	\$12.89	\$14.74	\$18.71	\$23.44	\$24,020	\$26,820	\$30,650	\$38,910	\$48,760
19-4099	Life, physical, and social science technicians, all other	670	25.3	\$20.00	\$41,590	5.3	\$10.68	\$14.12	\$20.14	\$24.78	\$29.35	\$22,210	\$29,380	\$41,890	\$51,550	\$61,050
<b>21-0000</b>	<b>Community and Social Services Occupations</b>	<b>13,300</b>	<b>3.7</b>	<b>\$19.09</b>	<b>\$39,710</b>	<b>1.9</b>	<b>\$11.74</b>	<b>\$13.97</b>	<b>\$17.70</b>	<b>\$23.17</b>	<b>\$29.24</b>	<b>\$24,420</b>	<b>\$29,060</b>	<b>\$36,810</b>	<b>\$48,190</b>	<b>\$60,820</b>
21-1011	Substance abuse and behavioral disorder counselors	690	25.1	\$15.79	\$32,840	3.2	\$11.74	\$12.84	\$14.85	\$17.88	\$21.67	\$24,420	\$26,710	\$30,890	\$37,190	\$45,070
21-1012	Educational, vocational, and school counselors	1,300	8.9	\$23.80	\$49,500	3	\$14.75	\$17.63	\$22.99	\$30.41	\$34.90	\$30,680	\$36,660	\$47,810	\$63,250	\$72,590
21-1014	Mental health counselors	1,740	12.9	\$16.37	\$34,060	3.2	\$11.64	\$12.83	\$14.96	\$19.28	\$23.46	\$24,210	\$26,690	\$31,120	\$40,090	\$48,790
21-1015	Rehabilitation counselors	470	13.7	\$16.14	\$33,560	6.6	\$9.93	\$11.34	\$13.77	\$20.39	\$26.57	\$20,650	\$23,580	\$28,650	\$42,400	\$55,270
21-1019	Counselors, all other	#	#	\$20.56	\$42,770	18.3	\$8.26	\$9.32	\$17.46	\$32.64	\$36.17	\$17,170	\$19,380	\$36,320	\$67,900	\$75,240
21-1021	Child, family, and school social workers	1,700	7.8	\$22.71	\$47,230	2.3	\$14.06	\$16.75	\$21.61	\$27.87	\$34.30	\$29,250	\$34,830	\$44,960	\$57,970	\$71,340
21-1022	Medical and public health social workers	860	14	\$20.35	\$42,340	1.6	\$13.43	\$16.81	\$20.06	\$23.40	\$27.53	\$27,930	\$34,960	\$41,710	\$48,670	\$57,270
21-1023	Mental health and substance abuse social workers	790	10.7	\$16.49	\$34,300	4.3	\$10.81	\$12.57	\$14.77	\$18.98	\$25.25	\$22,490	\$26,150	\$30,720	\$39,470	\$52,510
21-1029	Social workers, all other	410	22.6	\$19.88	\$41,360	3.8	\$12.58	\$14.97	\$18.74	\$23.87	\$29.69	\$26,170	\$31,140	\$38,990	\$49,640	\$61,760
21-1091	Health educators	510	17.1	\$22.92	\$47,680	3.2	\$15.14	\$16.88	\$20.79	\$27.48	\$35.48	\$31,500	\$35,110	\$43,240	\$57,160	\$73,800

# Data unavailable



Occupational Code	Occupational Title	Employment Estimate	Employment Percentage Relative Standard Error	Average Hourly Wage	Average Annual Wage	Wage Percentage Relative Standard Error	10th Percentile (Hourly)	25th Percentile (Hourly)	50th Percentile (Hourly)	75th Percentile (Hourly)	90th Percentile (Hourly)	10th Percentile (Annual)	25th Percentile (Annual)	50th Percentile (Annual)	75th Percentile (Annual)	90th Percentile (Annual)
21-1092	Probation officers and correctional treatment specialists	760	14.5	\$23.88	\$49,660	1.9	\$17.00	\$19.27	\$23.79	\$28.33	\$31.00	\$35,350	\$40,070	\$49,480	\$58,920	\$64,470
21-1093	Social and human service assistants	2,090	9	\$14.60	\$30,370	2	\$9.21	\$11.47	\$14.19	\$17.50	\$21.07	\$19,150	\$23,860	\$29,520	\$36,400	\$43,820
21-1099	Community and social service specialists, all other	1,570	17	\$18.84	\$39,190	4.3	\$12.80	\$15.19	\$17.58	\$22.85	\$26.90	\$26,620	\$31,600	\$36,560	\$47,520	\$55,960
21-2011	Clergy	180	19.2	\$24.50	\$50,960	6.2	\$13.05	\$18.09	\$21.82	\$28.08	\$37.05	\$27,140	\$37,620	\$45,390	\$58,400	\$77,060
21-2021	Directors, religious activities and education	#	#	\$18.88	\$39,270	4.2	\$8.49	\$14.77	\$19.21	\$23.33	\$27.61	\$17,670	\$30,720	\$39,960	\$48,520	\$57,430
<b>23-0000</b>	<b>Legal Occupations</b>	<b>12,510</b>	<b>6.4</b>	<b>\$40.93</b>	<b>\$85,130</b>	<b>3.5</b>	<b>\$17.78</b>	<b>\$22.61</b>	<b>\$32.80</b>	<b>\$52.51</b>	<b>#</b>	<b>\$36,990</b>	<b>\$47,030</b>	<b>\$68,220</b>	<b>\$109,220</b>	<b>#</b>
23-1011	Lawyers	7,330	8.4	\$52.56	\$109,330	4.2	\$25.02	\$32.77	\$45.68	\$68.59	#	\$52,040	\$68,160	\$95,020	\$142,660	#
23-1021	Administrative law judges, adjudicators, and hearing officers	130	0	\$41.98	\$87,320	1.5	\$27.30	\$32.05	\$39.13	\$49.42	\$67.12	\$56,780	\$66,650	\$81,390	\$102,790	\$139,610
23-1023	Judges, magistrate judges, and magistrates	#	#	\$49.68	\$103,340	2.9	\$33.11	\$43.26	\$51.42	\$57.89	\$62.73	\$68,870	\$89,990	\$106,950	\$120,400	\$130,480
23-2011	Paralegals and legal assistants	3,110	8.4	\$23.01	\$47,860	2.1	\$16.20	\$18.81	\$21.83	\$26.79	\$31.48	\$33,690	\$39,130	\$45,410	\$55,720	\$65,470
23-2091	Court reporters	270	42.7	\$25.27	\$52,550	3.4	\$15.95	\$20.55	\$25.39	\$30.19	\$34.44	\$33,170	\$42,740	\$52,800	\$62,800	\$71,640
23-2092	Law clerks	320	35.1	\$19.89	\$41,360	6.8	\$12.43	\$13.58	\$17.64	\$21.64	\$39.10	\$25,860	\$28,250	\$36,700	\$45,000	\$81,340
23-2093	Title examiners, abstractors, and searchers	610	41.4	\$22.49	\$46,780	4	\$13.18	\$15.72	\$21.55	\$26.31	\$30.65	\$27,420	\$32,690	\$44,830	\$54,730	\$63,750
23-2099	Legal support workers, all other	#	#	\$21.44	\$44,590	5.7	\$13.28	\$15.65	\$19.90	\$24.66	\$33.33	\$27,610	\$32,560	\$41,390	\$51,290	\$69,330
<b>25-0000</b>	<b>Education, Training, and Library Occupations</b>	<b>57,710</b>	<b>2.5</b>	<b>\$22.32</b>	<b>\$46,430</b>	<b>3.6</b>	<b>\$11.68</b>	<b>\$14.62</b>	<b>\$19.93</b>	<b>\$27.44</b>	<b>\$34.59</b>	<b>\$24,300</b>	<b>\$30,410</b>	<b>\$41,460</b>	<b>\$57,060</b>	<b>\$71,950</b>
25-1011	Business teachers, postsecondary	650	18.7	#	\$59,260	4.4	#	#	#	#	#	\$27,850	\$38,440	\$50,710	\$75,260	\$105,460
25-1021	Computer science teachers, postsecondary	370	22.8	#	\$50,500	4.5	#	#	#	#	#	\$26,020	\$36,390	\$46,580	\$62,130	\$81,480
25-1022	Mathematical science teachers, postsecondary	280	12.7	#	\$54,670	7.7	#	#	#	#	#	\$27,270	\$33,960	\$47,600	\$69,470	\$94,610
25-1042	Biological science teachers, postsecondary	160	19.1	#	\$55,770	7.8	#	#	#	#	#	\$29,460	\$37,190	\$50,950	\$66,660	\$94,940
25-1051	Atmospheric, earth, marine, and space sciences teachers, postsecondary	130	11.5	#	\$66,520	9.6	#	#	#	#	#	\$32,600	\$38,650	\$61,000	\$88,510	\$115,760
25-1052	Chemistry teachers, postsecondary	140	22	#	\$71,410	8	#	#	#	#	#	\$36,320	\$49,140	\$65,320	\$88,190	\$114,290
25-1054	Physics teachers, postsecondary	100	24.9	#	\$70,500	4.2	#	#	#	#	#	\$41,430	\$52,560	\$67,010	\$86,880	\$111,110
25-1061	Anthropology and archeology teachers, postsecondary	90	23.4	#	\$56,030	6.1	#	#	#	#	#	\$33,530	\$39,690	\$55,280	\$68,080	\$81,890
25-1062	Area, ethnic, and cultural studies teachers, postsecondary	80	32.9	#	\$56,300	6.9	#	#	#	#	#	\$33,880	\$38,140	\$51,590	\$68,010	\$92,110
25-1063	Economics teachers, postsecondary	140	27.5	#	\$73,730	4.9	#	#	#	#	#	\$39,530	\$53,540	\$70,800	\$90,450	\$112,230
25-1065	Political science teachers, postsecondary	200	21.3	#	\$63,180	5.7	#	#	#	#	#	\$35,140	\$46,000	\$57,370	\$76,680	\$104,450
25-1066	Psychology teachers, postsecondary	170	14.3	#	\$50,210	5.7	#	#	#	#	#	\$29,320	\$35,480	\$44,990	\$59,630	\$78,490
25-1067	Sociology teachers, postsecondary	90	22.6	#	\$55,280	5.7	#	#	#	#	#	\$33,170	\$39,120	\$53,600	\$64,250	\$78,180
25-1081	Education teachers, postsecondary	350	26.8	#	\$52,540	3.5	#	#	#	#	#	\$33,720	\$41,650	\$51,590	\$58,310	\$72,800

# Data unavailable

Occupational Code	Occupational Title	Employment Estimate	Employment Percentage Relative Standard Error	Average Hourly Wage	Average Annual Wage	Wage Percentage Relative Standard Error	10th Percentile (Hourly)	25th Percentile (Hourly)	50th Percentile (Hourly)	75th Percentile (Hourly)	90th Percentile (Hourly)	10th Percentile (Annual)	25th Percentile (Annual)	50th Percentile (Annual)	75th Percentile (Annual)	90th Percentile (Annual)
25-1121	Art, drama, and music teachers, postsecondary	630	27	#	\$51,760	4.2	#	#	#	#	#	\$32,560	\$37,620	\$47,570	\$59,330	\$76,250
25-1122	Communications teachers, postsecondary	#	#	#	\$41,600	4.8	#	#	#	#	#	\$28,560	\$33,830	\$38,080	\$49,790	\$59,950
25-1123	English language and literature teachers, postsecondary	410	16.5	#	\$49,740	4.9	#	#	#	#	#	\$30,060	\$35,660	\$42,940	\$61,690	\$74,560
25-1124	Foreign language and literature teachers, postsecondary	370	30.1	#	\$55,000	3.9	#	#	#	#	#	\$32,810	\$38,630	\$52,180	\$66,740	\$81,540
25-1125	History teachers, postsecondary	170	22.3	#	\$54,040	8.6	#	#	#	#	#	\$29,170	\$35,710	\$50,140	\$66,990	\$90,510
25-1126	Philosophy and religion teachers, postsecondary	140	23.5	#	\$51,740	9.3	#	#	#	#	#	\$29,690	\$34,840	\$45,500	\$59,070	\$88,690
25-1193	Recreation and fitness studies teachers, postsecondary	170	38.8	#	\$40,340	14.1	#	#	#	#	#	\$22,330	\$26,870	\$35,440	\$46,150	\$68,770
25-1194	Vocational education teachers, postsecondary	850	22.4	\$21.56	\$44,850	8.4	\$12.70	\$14.81	\$17.85	\$31.60	\$36.80	\$26,410	\$30,800	\$37,120	\$65,740	\$76,550
25-1199	Postsecondary teachers, all other	2,570	7.7	#	\$49,390	13.2	#	#	#	#	#	\$25,310	\$27,770	\$38,550	\$60,220	\$99,300
25-2011	Preschool teachers, except special education	1,650	40	\$13.06	\$27,170	3.8	\$8.12	\$10.06	\$12.44	\$14.41	\$18.95	\$16,890	\$20,930	\$25,880	\$29,960	\$39,430
25-2012	Kindergarten teachers, except special education	1,140	2.7	#	\$45,760	1.4	#	#	#	#	#	\$30,940	\$35,200	\$43,820	\$55,650	\$65,590
25-2021	Elementary school teachers, except special education	9,440	1	#	\$47,460	1.4	#	#	#	#	#	\$32,230	\$36,700	\$46,070	\$57,520	\$67,760
25-2022	Middle school teachers, except special and vocational education	5,170	1	#	\$48,130	1.4	#	#	#	#	#	\$32,620	\$37,370	\$47,040	\$58,260	\$67,870
25-2031	Secondary school teachers, except special and vocational education	7,230	2.3	#	\$49,090	1.4	#	#	#	#	#	\$33,190	\$38,260	\$47,990	\$59,480	\$69,480
25-2032	Vocational education teachers, secondary school	320	2.4	#	\$53,670	1.6	#	#	#	#	#	\$37,250	\$43,960	\$53,370	\$63,830	\$73,290
25-2041	Special education teachers, preschool, kindergarten, and elementary school	1,370	1.9	#	\$51,550	1.5	#	#	#	#	#	\$33,600	\$40,150	\$51,730	\$63,100	\$72,280
25-2042	Special education teachers, middle school	590	0.4	#	\$49,290	1	#	#	#	#	#	\$33,050	\$37,800	\$48,840	\$59,640	\$69,670
25-2043	Special education teachers, secondary school	720	2.9	#	\$49,970	1.3	#	#	#	#	#	\$32,870	\$38,190	\$49,490	\$61,670	\$70,830
25-3011	Adult literacy, remedial education, and GED teachers and instructors	230	43.9	\$16.86	\$35,060	4.6	\$12.92	\$14.22	\$16.33	\$18.69	\$21.91	\$26,870	\$29,570	\$33,960	\$38,880	\$45,580
25-3021	Self-enrichment education teachers	2,250	13.3	\$17.58	\$36,570	3.9	\$10.28	\$13.07	\$17.11	\$21.96	\$26.01	\$21,390	\$27,180	\$35,590	\$45,670	\$54,100
25-3099	Teachers and instructors, all other	3,580	4.6	#	\$43,390	2	#	#	#	#	#	\$27,350	\$30,920	\$39,690	\$55,120	\$66,440
25-4011	Archivists	60	33.9	\$22.16	\$46,090	4.7	\$16.39	\$18.98	\$21.13	\$23.83	\$30.77	\$34,090	\$39,480	\$43,960	\$49,570	\$64,010
25-4021	Librarians	1,250	8.6	\$26.40	\$54,920	2.5	\$17.69	\$20.88	\$25.95	\$31.62	\$37.11	\$36,800	\$43,430	\$53,970	\$65,760	\$77,190
25-4031	Library technicians	1,140	14	\$14.78	\$30,740	2.2	\$10.47	\$12.21	\$14.25	\$17.20	\$20.23	\$21,770	\$25,400	\$29,650	\$35,770	\$42,080
25-9031	Instructional coordinators	650	7.7	\$27.63	\$57,460	2.2	\$17.38	\$23.08	\$28.46	\$32.95	\$36.58	\$36,150	\$48,010	\$59,190	\$68,540	\$76,090
25-9041	Teacher assistants	8,730	3.9	#	\$24,970	1.5	#	#	#	#	#	\$19,080	\$21,480	\$24,570	\$28,160	\$31,830
25-9099	Education, training, and library workers, all other	#	#	\$22.16	\$46,090	3.6	\$16.02	\$17.67	\$20.84	\$25.15	\$31.11	\$33,320	\$36,750	\$43,340	\$52,310	\$64,710

# Data unavailable

Occupational Code	Occupational Title	Employment Estimate	Employment Percentage Relative Standard Error	Average Hourly Wage	Average Annual Wage	Wage Percentage Relative Standard Error	10th Percentile (Hourly)	25th Percentile (Hourly)	50th Percentile (Hourly)	75th Percentile (Hourly)	90th Percentile (Hourly)	10th Percentile (Annual)	25th Percentile (Annual)	50th Percentile (Annual)	75th Percentile (Annual)	90th Percentile (Annual)
<b>27-0000</b>	<b>Arts, Design, Entertainment, Sports, and Media Occupations</b>	<b>17,630</b>	<b>4.4</b>	<b>\$22.46</b>	<b>\$46,730</b>	<b>2.4</b>	<b>\$8.95</b>	<b>\$13.49</b>	<b>\$19.85</b>	<b>\$28.32</b>	<b>\$38.28</b>	<b>\$18,620</b>	<b>\$28,070</b>	<b>\$41,290</b>	<b>\$58,910</b>	<b>\$79,620</b>
27-1011	Art directors	240	15.3	\$36.10	\$75,090	5.4	\$20.01	\$27.67	\$33.94	\$43.48	\$55.02	\$41,630	\$57,550	\$70,590	\$90,430	\$114,440
27-1013	Fine artists, including painters, sculptors, and illustrators	80	42.5	\$17.01	\$35,370	6.5	\$11.40	\$12.37	\$13.66	\$21.24	\$31.05	\$23,710	\$25,730	\$28,420	\$44,190	\$64,590
27-1014	Multi-media artists and animators	#	#	\$26.69	\$55,510	7.3	\$14.10	\$18.18	\$26.33	\$35.35	\$42.06	\$29,330	\$37,820	\$54,770	\$73,530	\$87,470
27-1019	Artists and related workers, all other	50	17.6	\$25.04	\$52,080	14.8	\$12.82	\$14.30	\$19.01	\$38.76	\$43.98	\$26,660	\$29,740	\$39,550	\$80,610	\$91,470
27-1021	Commercial and industrial designers	260	36.5	\$25.04	\$52,080	2.1	\$16.47	\$19.54	\$23.98	\$29.00	\$37.37	\$34,260	\$40,640	\$49,880	\$60,320	\$77,730
27-1023	Floral designers	440	19	\$11.00	\$22,890	5.5	\$6.99	\$8.92	\$10.87	\$13.18	\$15.25	\$14,530	\$18,560	\$22,600	\$27,420	\$31,720
27-1024	Graphic designers	1,720	9.9	\$19.93	\$41,460	1.9	\$11.96	\$14.81	\$18.76	\$24.37	\$30.36	\$24,880	\$30,800	\$39,030	\$50,700	\$63,140
27-1025	Interior designers	760	19.3	\$22.05	\$45,860	4.8	\$13.33	\$16.64	\$20.90	\$25.31	\$33.75	\$27,720	\$34,610	\$43,470	\$52,640	\$70,200
27-1026	Merchandise displayers and window trimmers	640	33.6	\$11.61	\$24,150	3.9	\$9.01	\$9.74	\$10.98	\$13.15	\$15.31	\$18,730	\$20,260	\$22,830	\$27,340	\$31,830
27-1027	Set and exhibit designers	40	19.9	\$20.91	\$43,500	7.3	\$11.66	\$13.40	\$20.86	\$26.84	\$33.80	\$24,260	\$27,860	\$43,380	\$55,830	\$70,300
27-2011	Actors	#	#	\$18.87	#	8.9	\$9.83	\$15.07	\$19.44	\$22.02	\$23.60	#	#	#	#	#
27-2012	Producers and directors	440	26.2	\$29.44	\$61,240	3.9	\$15.33	\$20.17	\$27.32	\$37.79	\$46.51	\$31,900	\$41,960	\$56,820	\$78,610	\$96,740
27-2022	Coaches and scouts	1,460	10.8	#	\$32,670	6.9	#	#	#	#	#	\$16,440	\$19,390	\$25,940	\$37,720	\$52,430
27-2023	Umpires, referees, and other sports officials	270	10.2	#	\$19,080	4.4	#	#	#	#	#	\$12,560	\$14,340	\$18,950	\$22,130	\$27,670
27-2031	Dancers	#	#	\$9.48	#	14	\$5.51	\$5.86	\$6.44	\$7.07	\$18.20	#	#	#	#	#
27-2032	Choreographers	#	#	\$22.72	\$47,250	4.7	\$19.58	\$20.56	\$22.20	\$23.82	\$29.08	\$40,730	\$42,770	\$46,180	\$49,550	\$60,490
27-2099	Entertainers and performers, sports and related workers, all other	120	26.5	#	#	#	#	#	#	#	#	#	#	#	#	#
27-3011	Radio and television announcers	310	13.7	\$21.66	\$45,050	11.4	\$8.68	\$11.97	\$15.10	\$23.26	\$39.07	\$18,050	\$24,900	\$31,420	\$48,390	\$81,260
27-3012	Public address system and other announcers	160	36.3	\$12.79	\$26,590	14.5	\$6.01	\$6.93	\$9.29	\$16.33	\$25.48	\$12,490	\$14,420	\$19,320	\$33,970	\$53,010
27-3022	Reporters and correspondents	410	18.4	\$30.61	\$63,680	13.7	\$9.48	\$13.66	\$28.22	\$34.32	#	\$19,720	\$28,420	\$58,690	\$71,380	#
27-3031	Public relations specialists	3,660	14.7	\$28.33	\$58,930	4.2	\$15.33	\$18.16	\$24.57	\$34.26	\$51.83	\$31,890	\$37,780	\$51,100	\$71,270	\$107,810
27-3041	Editors	1,000	14.3	\$25.44	\$52,910	2.9	\$16.30	\$19.15	\$24.17	\$30.22	\$35.16	\$33,910	\$39,840	\$50,270	\$62,870	\$73,130
27-3042	Technical writers	660	7.9	\$30.32	\$63,060	1.5	\$20.71	\$24.73	\$29.30	\$35.60	\$42.13	\$43,070	\$51,440	\$60,940	\$74,040	\$87,630
27-3043	Writers and authors	430	20.4	\$31.36	\$65,220	14.2	\$13.38	\$17.51	\$25.07	\$34.01	#	\$27,830	\$36,430	\$52,140	\$70,740	#
27-3091	Interpreters and translators	420	32.2	\$20.96	\$43,600	3.1	\$14.35	\$17.77	\$20.75	\$24.80	\$28.44	\$29,850	\$36,960	\$43,170	\$51,580	\$59,150
27-3099	Media and communication workers, all other	280	20.5	\$25.72	\$53,510	4.5	\$9.89	\$17.50	\$25.38	\$34.01	\$42.24	\$20,570	\$36,390	\$52,790	\$70,750	\$87,860
27-4011	Audio and video equipment technicians	540	21.6	\$18.26	\$37,970	7.1	\$9.61	\$12.33	\$17.36	\$22.56	\$28.15	\$19,990	\$25,650	\$36,100	\$46,930	\$58,550
27-4012	Broadcast technicians	410	18.4	\$20.12	\$41,840	4.7	\$9.23	\$14.18	\$19.27	\$26.24	\$33.25	\$19,190	\$29,490	\$40,080	\$54,580	\$69,160

# Data unavailable

Occupational Code	Occupational Title	Employment Estimate	Employment Percentage Relative Standard Error	Average Hourly Wage	Average Annual Wage	Wage Percentage Relative Standard Error	10th Percentile (Hourly)	25th Percentile (Hourly)	50th Percentile (Hourly)	75th Percentile (Hourly)	90th Percentile (Hourly)	10th Percentile (Annual)	25th Percentile (Annual)	50th Percentile (Annual)	75th Percentile (Annual)	90th Percentile (Annual)
27-4014	Sound engineering technicians	60	35.2	\$18.64	\$38,770	6.2	\$10.79	\$14.27	\$16.73	\$22.24	\$27.73	\$22,430	\$29,680	\$34,800	\$46,250	\$57,680
27-4021	Photographers	460	11.2	\$17.88	\$37,180	12.5	\$8.26	\$9.87	\$15.10	\$24.04	\$33.32	\$17,170	\$20,520	\$31,400	\$50,010	\$69,310
27-4031	Camera operators, television, video, and motion picture	180	11.5	\$19.44	\$40,430	5.4	\$14.01	\$15.58	\$18.07	\$23.83	\$27.30	\$29,140	\$32,400	\$37,580	\$49,570	\$56,790
27-4032	Film and video editors	110	35.4	\$26.30	\$54,700	13.9	\$9.51	\$16.90	\$26.24	\$30.46	\$48.87	\$19,790	\$35,160	\$54,580	\$63,360	\$101,640
27-4099	Media and communication equipment workers, all other	330	26.7	\$23.97	\$49,850	10	\$11.37	\$16.56	\$21.63	\$30.33	\$42.14	\$23,650	\$34,450	\$44,980	\$63,080	\$87,640
<b>29-0000</b>	<b>Healthcare Practitioners and Technical Occupations</b>	<b>54,130</b>	<b>4.7</b>	<b>\$31.92</b>	<b>\$66,390</b>	<b>2.8</b>	<b>\$14.27</b>	<b>\$19.19</b>	<b>\$27.27</b>	<b>\$35.46</b>	<b>\$52.54</b>	<b>\$29,690</b>	<b>\$39,920</b>	<b>\$56,730</b>	<b>\$73,760</b>	<b>\$109,290</b>
29-1011	Chiropractors	410	37.6	#	#	#	#	#	#	#	#	#	#	#	#	#
29-1021	Dentists, general	860	33.2	\$68.56	\$142,610	10.8	\$37.82	\$42.66	\$61.54	#	#	\$78,670	\$88,730	\$128,010	#	#
29-1031	Dietitians and nutritionists	560	32.9	\$18.77	\$39,040	2.3	\$14.08	\$15.20	\$17.01	\$22.01	\$26.94	\$29,290	\$31,610	\$35,380	\$45,780	\$56,030
29-1041	Optometrists	200	24	#	#	#	#	#	#	#	#	#	#	#	#	#
29-1051	Pharmacists	2,290	4.8	\$44.77	\$93,120	1.5	\$35.91	\$40.95	\$45.98	\$52.12	\$57.26	\$74,690	\$85,180	\$95,640	\$108,420	\$119,100
29-1062	Family and general practitioners	990	21.9	\$66.21	\$137,720	8	\$38.43	\$47.92	\$56.94	#	#	\$79,930	\$99,680	\$118,440	#	#
29-1063	Internists, general	250	39.3	\$94.03	\$195,570	9.7	\$62.60	#	#	#	#	\$130,220	#	#	#	#
29-1064	Obstetricians and gynecologists	200	37.6	\$88.19	\$183,430	8.8	\$57.96	#	#	#	#	\$120,570	#	#	#	#
29-1065	Pediatricians, general	140	18.5	\$84.01	\$174,740	9.4	\$54.58	\$61.87	#	#	#	\$113,520	\$128,700	#	#	#
29-1066	Psychiatrists	#	#	\$89.23	\$185,600	11.8	#	#	#	#	#	#	#	#	#	#
29-1067	Surgeons	#	#	\$82.17	\$170,920	10.8	\$37.21	\$53.00	#	#	#	\$77,410	\$110,230	#	#	#
29-1071	Physician assistants	790	22	\$33.64	\$69,970	5.6	\$20.32	\$27.63	\$35.58	\$40.98	\$44.86	\$42,260	\$57,480	\$74,010	\$85,240	\$93,300
29-1111	Registered nurses	19,240	7.8	\$29.46	\$61,270	1.2	\$20.82	\$25.30	\$29.66	\$33.94	\$37.50	\$43,310	\$52,620	\$61,690	\$70,590	\$78,000
29-1121	Audiologists	100	41.3	\$30.02	\$62,450	3.5	\$23.79	\$26.05	\$29.06	\$33.88	\$39.31	\$49,480	\$54,190	\$60,450	\$70,460	\$81,770
29-1122	Occupational therapists	970	6.9	\$26.23	\$54,560	1.3	\$19.04	\$22.21	\$26.16	\$30.33	\$34.57	\$39,600	\$46,200	\$54,410	\$63,090	\$71,900
29-1123	Physical therapists	1,680	10.5	\$28.54	\$59,350	2.6	\$19.90	\$24.10	\$28.46	\$33.24	\$37.57	\$41,390	\$50,130	\$59,190	\$69,130	\$78,150
29-1124	Radiation therapists	40	16.5	\$33.52	\$69,720	3.2	\$23.23	\$29.07	\$33.91	\$39.84	\$43.92	\$48,320	\$60,470	\$70,530	\$82,860	\$91,350
29-1125	Recreational therapists	80	14.1	\$19.74	\$41,060	3	\$12.35	\$14.95	\$20.11	\$24.35	\$27.30	\$25,690	\$31,100	\$41,830	\$50,640	\$56,770
29-1126	Respiratory therapists	750	12.8	\$22.98	\$47,790	1.2	\$18.27	\$20.12	\$22.91	\$26.06	\$28.18	\$38,010	\$41,840	\$47,650	\$54,210	\$58,620
29-1127	Speech-language pathologists	940	6.5	\$29.18	\$60,700	1.2	\$20.25	\$24.48	\$29.19	\$34.50	\$38.61	\$42,130	\$50,930	\$60,720	\$71,750	\$80,310
29-1129	Therapists, all other	#	#	\$27.04	\$56,240	2.2	\$19.33	\$21.52	\$25.82	\$32.35	\$37.79	\$40,200	\$44,760	\$53,700	\$67,280	\$78,610
29-1131	Veterinarians	620	8.5	\$35.35	\$73,520	7.2	\$21.10	\$24.95	\$30.56	\$40.45	\$56.36	\$43,880	\$51,900	\$63,570	\$84,130	\$117,220
29-1199	Health diagnosing and treating practitioners, all other	#	#	\$60.66	\$126,180	22	\$19.72	\$24.89	#	#	#	\$41,010	\$51,770	#	#	#

# Data unavailable

Occupational Code	Occupational Title	Employment Estimate	Employment Percentage Relative Standard Error	Average Hourly Wage	Average Annual Wage	Wage Percentage Relative Standard Error	10th Percentile (Hourly)	25th Percentile (Hourly)	50th Percentile (Hourly)	75th Percentile (Hourly)	90th Percentile (Hourly)	10th Percentile (Annual)	25th Percentile (Annual)	50th Percentile (Annual)	75th Percentile (Annual)	90th Percentile (Annual)
29-2011	Medical and clinical laboratory technologists	1,360	6.8	\$23.38	\$48,630	3.2	\$13.39	\$19.17	\$24.35	\$28.06	\$32.18	\$27,850	\$39,870	\$50,640	\$58,360	\$66,940
29-2012	Medical and clinical laboratory technicians	1,240	14.9	\$16.11	\$33,500	2	\$11.36	\$13.08	\$15.45	\$18.16	\$22.50	\$23,630	\$27,210	\$32,140	\$37,770	\$46,810
29-2021	Dental hygienists	1,460	11.1	\$36.26	\$75,420	5.9	\$25.93	\$32.23	\$38.46	\$42.52	\$45.01	\$53,920	\$67,040	\$80,010	\$88,440	\$93,620
29-2031	Cardiovascular technologists and technicians	340	11.8	\$21.35	\$44,400	4.8	\$12.00	\$13.99	\$18.05	\$29.49	\$34.99	\$24,970	\$29,110	\$37,540	\$61,330	\$72,770
29-2033	Nuclear medicine technologists	100	16.6	\$29.82	\$62,030	1.8	\$23.01	\$27.00	\$30.73	\$33.79	\$35.67	\$47,860	\$56,150	\$63,920	\$70,280	\$74,200
29-2034	Radiologic technologists and technicians	1,420	14.8	\$24.05	\$50,010	3.2	\$16.68	\$19.18	\$24.27	\$28.19	\$32.56	\$34,680	\$39,890	\$50,490	\$58,640	\$67,730
29-2041	Emergency medical technicians and paramedics	1,250	13.9	\$16.84	\$35,030	5.4	\$9.89	\$11.64	\$15.41	\$20.55	\$27.48	\$20,570	\$24,200	\$32,060	\$42,750	\$57,160
29-2051	Dietetic technicians	160	37.5	\$12.23	\$25,440	2.7	\$8.54	\$10.16	\$12.35	\$14.11	\$16.12	\$17,770	\$21,140	\$25,690	\$29,340	\$33,520
29-2052	Pharmacy technicians	1,750	6.2	\$14.78	\$30,750	1.4	\$10.69	\$12.53	\$14.83	\$17.11	\$18.83	\$22,240	\$26,070	\$30,840	\$35,580	\$39,170
29-2053	Psychiatric technicians	370	17.8	\$16.10	\$33,490	3.1	\$12.31	\$14.37	\$16.62	\$18.17	\$19.11	\$25,600	\$29,900	\$34,560	\$37,800	\$39,740
29-2054	Respiratory therapy technicians	30	24.2	\$18.03	\$37,510	5	\$13.97	\$15.58	\$18.24	\$20.53	\$22.36	\$29,060	\$32,400	\$37,940	\$42,700	\$46,510
29-2055	Surgical technologists	680	19.6	\$18.28	\$38,030	1.5	\$13.73	\$15.62	\$18.41	\$20.87	\$22.56	\$28,550	\$32,480	\$38,290	\$43,410	\$46,930
29-2056	Veterinary technologists and technicians	1,000	8.6	\$12.55	\$26,100	1.8	\$9.40	\$10.42	\$12.37	\$14.46	\$16.44	\$19,550	\$21,670	\$25,730	\$30,080	\$34,190
29-2061	Licensed practical and licensed vocational nurses	3,120	7.9	\$19.30	\$40,140	1.5	\$13.58	\$16.49	\$19.58	\$22.21	\$24.73	\$28,250	\$34,310	\$40,740	\$46,200	\$51,450
29-2071	Medical records and health information technicians	2,030	13.6	\$15.70	\$32,650	2	\$10.54	\$12.44	\$14.79	\$18.38	\$22.09	\$21,930	\$25,880	\$30,750	\$38,230	\$45,940
29-2081	Opticians, dispensing	#	#	\$16.84	\$35,030	3.2	\$11.16	\$14.90	\$16.62	\$18.81	\$22.72	\$23,210	\$30,990	\$34,580	\$39,130	\$47,260
29-2091	Orthotists and prosthetists	30	24.8	\$22.22	\$46,220	8.4	\$14.79	\$16.61	\$19.40	\$22.70	\$37.03	\$30,760	\$34,540	\$40,340	\$47,220	\$77,020
29-2099	Health technologists and technicians, all other	600	18.4	\$18.00	\$37,430	3.7	\$12.31	\$13.65	\$16.28	\$20.72	\$28.71	\$25,610	\$28,390	\$33,860	\$43,090	\$59,710
29-9011	Occupational health and safety specialists	350	5.3	\$33.72	\$70,130	1.9	\$20.90	\$27.92	\$34.54	\$40.19	\$46.32	\$43,460	\$58,070	\$71,850	\$83,590	\$96,330
29-9012	Occupational health and safety technicians	#	#	\$27.05	\$56,270	3	\$17.84	\$23.22	\$27.65	\$31.79	\$36.34	\$37,100	\$48,300	\$57,520	\$66,130	\$75,590
29-9091	Athletic trainers	180	18.3	#	\$36,460	6.2	#	#	#	#	#	\$21,090	\$23,340	\$30,510	\$48,240	\$59,180
29-9099	Healthcare practitioners and technical workers, all other	250	17.9	\$25.38	\$52,790	5.8	\$13.36	\$15.71	\$22.80	\$33.64	\$42.89	\$27,790	\$32,680	\$47,420	\$69,970	\$89,220
<b>31-0000</b>	<b>Healthcare Support Occupations</b>	<b>19,570</b>	<b>7.2</b>	<b>\$13.66</b>	<b>\$28,420</b>	<b>1.7</b>	<b>\$9.30</b>	<b>\$11.04</b>	<b>\$13.16</b>	<b>\$15.85</b>	<b>\$18.76</b>	<b>\$19,340</b>	<b>\$22,960</b>	<b>\$27,370</b>	<b>\$32,960</b>	<b>\$39,020</b>
31-1011	Home health aides	3,630	30.3	\$11.53	\$23,980	3.4	\$8.23	\$9.49	\$11.39	\$13.10	\$14.38	\$17,120	\$19,730	\$23,690	\$27,250	\$29,910
31-1012	Nursing aides, orderlies, and attendants	6,590	4.6	\$12.65	\$26,310	0.8	\$9.85	\$11.05	\$12.55	\$14.23	\$16.10	\$20,480	\$22,980	\$26,100	\$29,610	\$33,490
31-1013	Psychiatric aides	150	47.5	\$11.26	\$23,430	2.6	\$8.79	\$9.35	\$10.45	\$12.57	\$14.94	\$18,280	\$19,450	\$21,740	\$26,140	\$31,070
31-2011	Occupational therapist assistants	130	8.2	\$18.74	\$38,980	1.8	\$14.24	\$15.98	\$18.50	\$21.23	\$24.03	\$29,610	\$33,240	\$38,470	\$44,170	\$49,990
31-2021	Physical therapist assistants	320	29.8	\$16.99	\$35,350	2.8	\$13.38	\$14.79	\$16.74	\$19.10	\$21.51	\$27,830	\$30,760	\$34,810	\$39,730	\$44,740
31-2022	Physical therapist aides	#	#	\$11.89	\$24,730	7.9	\$6.63	\$9.70	\$11.67	\$14.24	\$16.89	\$13,780	\$20,190	\$24,270	\$29,610	\$35,140
31-9011	Massage therapists	#	#	\$19.03	\$39,590	8.3	\$9.24	\$14.55	\$17.03	\$26.08	\$30.23	\$19,210	\$30,270	\$35,420	\$54,240	\$62,880
31-9091	Dental assistants	2,030	33.6	\$17.20	\$35,770	4	\$11.81	\$13.72	\$16.91	\$19.79	\$23.04	\$24,570	\$28,540	\$35,170	\$41,160	\$47,920

# Data unavailable

Occupational Code	Occupational Title	Employment Estimate	Employment Percentage Relative Standard Error	Average Hourly Wage	Average Annual Wage	Wage Percentage Relative Standard Error	10th Percentile (Hourly)	25th Percentile (Hourly)	50th Percentile (Hourly)	75th Percentile (Hourly)	90th Percentile (Hourly)	10th Percentile (Annual)	25th Percentile (Annual)	50th Percentile (Annual)	75th Percentile (Annual)	90th Percentile (Annual)
31-9092	Medical assistants	3,450	8.8	\$14.37	\$29,880	2.5	\$9.95	\$12.23	\$14.61	\$16.86	\$18.76	\$20,700	\$25,430	\$30,380	\$35,060	\$39,020
31-9093	Medical equipment preparers	290	16.4	\$13.19	\$27,440	2	\$9.86	\$11.06	\$13.00	\$14.87	\$16.95	\$20,520	\$23,000	\$27,040	\$30,920	\$35,260
31-9094	Medical transcriptionists	#	#	\$16.06	\$33,400	3.9	\$9.59	\$14.09	\$16.30	\$18.90	\$21.38	\$19,940	\$29,310	\$33,900	\$39,310	\$44,470
31-9095	Pharmacy aides	210	29.5	\$12.59	\$26,190	9.8	\$8.23	\$9.49	\$11.62	\$15.38	\$18.38	\$17,120	\$19,740	\$24,160	\$32,000	\$38,230
31-9096	Veterinary assistants and laboratory animal caretakers	430	45.5	\$9.29	\$19,320	13.5	\$5.92	\$6.67	\$8.40	\$11.02	\$14.49	\$12,320	\$13,870	\$17,470	\$22,930	\$30,150
31-9099	Healthcare support workers, all other	1,060	13.5	\$15.12	\$31,450	1.9	\$10.59	\$12.37	\$14.74	\$17.29	\$19.67	\$22,030	\$25,730	\$30,660	\$35,960	\$40,920
<b>33-0000</b>	<b>Protective Service Occupations</b>	<b>25,010</b>	<b>6.6</b>	<b>\$19.20</b>	<b>\$39,930</b>	<b>3.9</b>	<b>\$8.29</b>	<b>\$10.97</b>	<b>\$16.76</b>	<b>\$27.14</b>	<b>\$34.16</b>	<b>\$17,250</b>	<b>\$22,810</b>	<b>\$34,850</b>	<b>\$56,460</b>	<b>\$71,060</b>
33-1011	First-line supervisors/managers of correctional officers	220	1.8	\$32.43	\$67,450	2.9	\$25.31	\$28.63	\$32.82	\$36.51	\$38.86	\$52,650	\$59,560	\$68,260	\$75,940	\$80,820
33-1012	First-line supervisors/managers of police and detectives	#	#	\$41.88	\$87,120	1.6	\$33.74	\$37.62	\$42.05	\$46.79	\$52.19	\$70,190	\$78,260	\$87,460	\$97,330	\$108,550
33-1021	First-line supervisors/managers of fire fighting and prevention workers	#	#	\$36.58	\$76,090	2.3	\$25.13	\$30.47	\$37.04	\$42.98	\$48.32	\$52,260	\$63,380	\$77,040	\$89,400	\$100,510
33-1099	First-line supervisors/managers, protective service workers, all other	400	10.1	\$21.01	\$43,700	4.1	\$12.19	\$14.61	\$19.21	\$26.51	\$33.20	\$25,340	\$30,400	\$39,960	\$55,140	\$69,060
33-2011	Fire fighters	2,210	8.6	\$26.61	\$55,340	3.4	\$17.05	\$20.48	\$27.36	\$33.30	\$36.76	\$35,450	\$42,600	\$56,910	\$69,260	\$76,460
33-3011	Bailiffs	70	9.8	\$18.79	\$39,070	3.8	\$11.29	\$13.36	\$19.23	\$22.93	\$27.40	\$23,480	\$27,790	\$39,990	\$47,680	\$57,000
33-3012	Correctional officers and jailers	2,270	8.1	\$21.85	\$45,460	2.6	\$16.26	\$18.13	\$21.59	\$25.66	\$28.99	\$33,820	\$37,700	\$44,910	\$53,380	\$60,310
33-3021	Detectives and criminal investigators	1,220	1.5	\$33.45	\$69,580	2.1	\$25.14	\$30.69	\$34.01	\$37.55	\$42.17	\$52,300	\$63,830	\$70,730	\$78,100	\$87,720
33-3051	Police and sheriff's patrol officers	4,180	5	\$27.36	\$56,900	1.2	\$20.01	\$23.90	\$27.72	\$31.39	\$35.09	\$41,620	\$49,700	\$57,660	\$65,290	\$72,980
33-9011	Animal control workers	130	10.5	\$18.39	\$38,250	1.3	\$13.98	\$15.77	\$18.27	\$21.05	\$23.27	\$29,080	\$32,790	\$37,990	\$43,780	\$48,390
33-9021	Private detectives and investigators	280	12.1	\$20.33	\$42,290	2.2	\$12.95	\$15.39	\$17.99	\$24.55	\$33.17	\$26,940	\$32,010	\$37,430	\$51,070	\$69,000
33-9031	Gaming surveillance officers and gaming investigators	150	12	\$15.53	\$32,310	2.2	\$12.21	\$13.58	\$15.21	\$16.92	\$19.68	\$25,400	\$28,250	\$31,640	\$35,200	\$40,930
33-9032	Security guards	9,990	15.5	\$11.95	\$24,860	2.8	\$6.66	\$8.99	\$11.45	\$14.16	\$16.94	\$13,860	\$18,690	\$23,810	\$29,460	\$35,240
33-9091	Crossing guards	680	38.7	\$12.64	\$26,280	5.1	\$7.93	\$9.35	\$11.46	\$15.21	\$20.34	\$16,500	\$19,440	\$23,840	\$31,630	\$42,300
33-9092	Lifeguards, ski patrol, and other recreational protective service workers	1,420	5.2	\$9.26	\$19,250	1.4	\$7.39	\$8.18	\$9.27	\$10.42	\$11.27	\$15,370	\$17,020	\$19,280	\$21,680	\$23,440
33-9099	Protective service workers, all other	#	#	\$14.20	\$29,540	2.3	\$9.65	\$10.53	\$12.18	\$15.91	\$22.64	\$20,080	\$21,900	\$25,330	\$33,100	\$47,090
<b>35-0000</b>	<b>Food Preparation and Serving Related Occupations</b>	<b>97,150</b>	<b>2.1</b>	<b>\$9.27</b>	<b>\$19,280</b>	<b>1.3</b>	<b>\$5.90</b>	<b>\$6.82</b>	<b>\$8.49</b>	<b>\$10.81</b>	<b>\$13.70</b>	<b>\$12,270</b>	<b>\$14,190</b>	<b>\$17,650</b>	<b>\$22,480</b>	<b>\$28,500</b>
35-1011	Chefs and head cooks	960	17.4	\$20.59	\$42,830	2.2	\$12.92	\$15.88	\$19.27	\$24.04	\$30.88	\$26,870	\$33,020	\$40,090	\$50,000	\$64,220
35-1012	First-line supervisors/managers of food preparation and serving workers	6,320	5.2	\$14.83	\$30,850	2.3	\$9.01	\$10.64	\$14.33	\$18.63	\$21.65	\$18,750	\$22,130	\$29,810	\$38,740	\$45,030
35-2011	Cooks, fast food	3,190	13.5	\$8.53	\$17,730	2.6	\$6.46	\$7.41	\$8.45	\$9.79	\$10.80	\$13,440	\$15,420	\$17,570	\$20,360	\$22,470

# Data unavailable



Occupational Code	Occupational Title	Employment Estimate	Employment Percentage Relative Standard Error	Average Hourly Wage	Average Annual Wage	Wage Percentage Relative Standard Error	10th Percentile (Hourly)	25th Percentile (Hourly)	50th Percentile (Hourly)	75th Percentile (Hourly)	90th Percentile (Hourly)	10th Percentile (Annual)	25th Percentile (Annual)	50th Percentile (Annual)	75th Percentile (Annual)	90th Percentile (Annual)
35-2012	Cooks, institution and cafeteria	2,490	26.9	\$10.69	\$22,230	3.7	\$6.34	\$8.02	\$10.61	\$13.07	\$15.31	\$13,180	\$16,690	\$22,060	\$27,190	\$31,850
35-2014	Cooks, restaurant	9,690	7.1	\$10.13	\$21,070	1.8	\$7.51	\$8.90	\$10.05	\$11.23	\$13.22	\$15,630	\$18,520	\$20,900	\$23,360	\$27,500
35-2015	Cooks, short order	1,260	20.9	\$10.68	\$22,210	3.9	\$7.83	\$9.31	\$10.67	\$12.40	\$13.74	\$16,280	\$19,360	\$22,200	\$25,790	\$28,580
35-2021	Food preparation workers	5,470	10.3	\$9.47	\$19,690	1.6	\$6.63	\$7.76	\$9.14	\$11.09	\$13.14	\$13,800	\$16,150	\$19,010	\$23,070	\$27,340
35-3011	Bartenders	4,000	8.8	\$8.64	\$17,970	2.8	\$5.64	\$6.19	\$7.22	\$10.66	\$13.68	\$11,730	\$12,870	\$15,020	\$22,170	\$28,460
35-3021	Combined food preparation and serving workers, including fast food	21,990	8	\$8.19	\$17,040	1.4	\$5.94	\$6.93	\$7.94	\$8.99	\$10.88	\$12,350	\$14,410	\$16,510	\$18,700	\$22,630
35-3022	Counter attendants, cafeteria, food concession, and coffee shop	3,180	17.4	\$8.58	\$17,860	3.5	\$5.79	\$6.56	\$7.80	\$9.53	\$13.37	\$12,040	\$13,640	\$16,220	\$19,820	\$27,820
35-3031	Waiters and waitresses	22,350	3.7	\$8.53	\$17,730	4.3	\$5.62	\$6.10	\$6.90	\$10.83	\$13.37	\$11,690	\$12,690	\$14,350	\$22,520	\$27,810
35-3041	Food servers, nonrestaurant	2,240	9.9	\$10.18	\$21,170	1.5	\$7.58	\$8.58	\$10.09	\$11.68	\$13.24	\$15,760	\$17,850	\$20,980	\$24,290	\$27,540
35-9011	Dining room and cafeteria attendants and bartender helpers	4,250	15.1	\$8.02	\$16,680	4.5	\$5.65	\$6.21	\$7.18	\$8.94	\$12.45	\$11,750	\$12,920	\$14,940	\$18,580	\$25,890
35-9021	Dishwashers	5,160	19	\$8.18	\$17,020	1.6	\$6.37	\$7.34	\$8.14	\$9.06	\$10.39	\$13,240	\$15,260	\$16,940	\$18,840	\$21,610
35-9031	Hosts and hostesses, restaurant, lounge, and coffee shop	4,260	12.9	\$8.14	\$16,940	1.7	\$5.89	\$6.77	\$8.00	\$9.35	\$10.83	\$12,250	\$14,080	\$16,650	\$19,460	\$22,520
35-9099	Food preparation and serving related workers, all other	710	9.6	\$8.35	\$17,370	2.9	\$5.82	\$6.79	\$7.65	\$9.56	\$12.28	\$12,110	\$14,120	\$15,910	\$19,880	\$25,540
<b>37-0000</b>	<b>Building and Grounds Cleaning and Maintenance Occupations</b>	<b>40,380</b>	<b>3.3</b>	<b>\$11.45</b>	<b>\$23,830</b>	<b>1.7</b>	<b>\$7.36</b>	<b>\$8.49</b>	<b>\$10.40</b>	<b>\$13.28</b>	<b>\$17.36</b>	<b>\$15,300</b>	<b>\$17,660</b>	<b>\$21,640</b>	<b>\$27,630</b>	<b>\$36,110</b>
37-1011	First-line supervisors/managers of housekeeping and janitorial workers	1,440	8.7	\$17.17	\$35,710	2.8	\$10.30	\$12.57	\$16.11	\$21.17	\$26.53	\$21,410	\$26,150	\$33,500	\$44,030	\$55,170
37-1012	First-line supervisors/managers of landscaping, lawn service, and groundskeeping workers	1,190	9.1	\$23.26	\$48,380	2	\$15.82	\$19.01	\$22.92	\$26.82	\$31.20	\$32,900	\$39,550	\$47,680	\$55,790	\$64,900
37-2011	Janitors and cleaners, except maids and housekeeping cleaners	20,240	5.8	\$10.68	\$22,210	2.4	\$7.25	\$8.31	\$10.21	\$12.56	\$15.02	\$15,080	\$17,280	\$21,240	\$26,130	\$31,240
37-2012	Maids and housekeeping cleaners	6,050	7.4	\$9.03	\$18,790	1.8	\$6.94	\$7.67	\$8.64	\$10.32	\$12.08	\$14,430	\$15,960	\$17,980	\$21,470	\$25,130
37-2021	Pest control workers	190	8.1	\$18.56	\$38,610	8.3	\$10.10	\$12.31	\$17.54	\$24.49	\$27.47	\$21,010	\$25,590	\$36,490	\$50,940	\$57,140
37-3011	Landscaping and groundskeeping workers	10,920	7	\$11.99	\$24,940	2.7	\$7.87	\$9.24	\$10.82	\$14.55	\$17.70	\$16,370	\$19,220	\$22,500	\$30,260	\$36,820
37-3012	Pesticide handlers, sprayers, and applicators, vegetation	180	21.9	\$13.48	\$28,030	3.6	\$9.62	\$10.96	\$12.83	\$15.07	\$19.52	\$20,020	\$22,800	\$26,680	\$31,350	\$40,600
37-3013	Tree trimmers and pruners	#	#	\$16.17	\$33,630	3.2	\$12.00	\$13.32	\$15.52	\$19.42	\$21.88	\$24,960	\$27,710	\$32,280	\$40,380	\$45,520
37-3019	Grounds maintenance workers, all other	30	28.2	\$17.10	\$35,560	14.2	\$6.32	\$11.92	\$17.78	\$22.68	\$26.56	\$13,140	\$24,790	\$36,980	\$47,170	\$55,240
<b>39-0000</b>	<b>Personal Care and Service Occupations</b>	<b>34,440</b>	<b>4.2</b>	<b>\$11.82</b>	<b>\$24,590</b>	<b>2.8</b>	<b>\$6.55</b>	<b>\$7.93</b>	<b>\$9.95</b>	<b>\$13.77</b>	<b>\$19.78</b>	<b>\$13,630</b>	<b>\$16,500</b>	<b>\$20,690</b>	<b>\$28,630</b>	<b>\$41,140</b>
39-1011	Gaming supervisors	110	12.8	\$21.57	\$44,870	2.7	\$14.40	\$16.99	\$21.59	\$25.22	\$27.87	\$29,950	\$35,340	\$44,910	\$52,470	\$57,970
39-1012	Slot key persons	370	16.7	\$15.38	\$32,000	2.4	\$11.29	\$12.36	\$14.30	\$17.97	\$21.50	\$23,490	\$25,700	\$29,750	\$37,380	\$44,710

# Data unavailable

Occupational Code	Occupational Title	Employment Estimate	Employment Percentage Relative Standard Error	Average Hourly Wage	Average Annual Wage	Wage Percentage Relative Standard Error	10th Percentile (Hourly)	25th Percentile (Hourly)	50th Percentile (Hourly)	75th Percentile (Hourly)	90th Percentile (Hourly)	10th Percentile (Annual)	25th Percentile (Annual)	50th Percentile (Annual)	75th Percentile (Annual)	90th Percentile (Annual)
39-1021	First-line supervisors/managers of personal service workers	1,840	21.2	\$16.25	\$33,800	9	\$6.52	\$10.75	\$15.03	\$20.45	\$27.20	\$13,560	\$22,360	\$31,250	\$42,540	\$56,570
39-2011	Animal trainers	70	35.5	\$14.22	\$29,580	24.6	\$8.45	\$9.71	\$11.00	\$12.70	\$34.29	\$17,570	\$20,190	\$22,870	\$26,410	\$71,330
39-2021	Nonfarm animal caretakers	1,110	21.4	\$10.34	\$21,520	5.2	\$7.04	\$8.04	\$9.27	\$11.06	\$17.05	\$14,640	\$16,720	\$19,270	\$23,010	\$35,460
39-3011	Gaming dealers	410	10.4	\$6.38	\$13,270	4	\$5.51	\$5.79	\$6.26	\$6.72	\$7.39	\$11,470	\$12,050	\$13,020	\$13,980	\$15,370
39-3012	Gaming and sports book writers and runners	#	#	\$9.87	\$20,530	3.5	\$7.92	\$9.27	\$9.98	\$10.69	\$11.11	\$16,480	\$19,290	\$20,760	\$22,230	\$23,120
39-3019	Gaming service workers, all other	90	11.4	\$12.72	\$26,450	10.5	\$8.07	\$10.53	\$12.95	\$15.64	\$17.04	\$16,790	\$21,900	\$26,940	\$32,520	\$35,430
39-3021	Motion picture projectionists	90	36	\$9.73	\$20,240	9.4	\$7.35	\$7.99	\$8.95	\$10.31	\$11.53	\$15,290	\$16,630	\$18,610	\$21,450	\$23,990
39-3031	Ushers, lobby attendants, and ticket takers	2,090	16.1	\$7.04	\$14,650	2.7	\$5.56	\$6.04	\$6.82	\$7.66	\$8.62	\$11,570	\$12,550	\$14,190	\$15,940	\$17,930
39-3091	Amusement and recreation attendants	2,600	11.5	\$8.68	\$18,050	3.1	\$6.02	\$7.15	\$8.28	\$9.88	\$12.26	\$12,520	\$14,870	\$17,220	\$20,550	\$25,500
39-3093	Locker room, coatroom, and dressing room attendants	#	#	\$10.05	\$20,890	2.7	\$7.26	\$7.79	\$8.68	\$11.49	\$15.48	\$15,090	\$16,210	\$18,050	\$23,900	\$32,190
39-3099	Entertainment attendants and related workers, all other	480	8.7	\$9.63	\$20,030	4.1	\$6.04	\$7.33	\$9.56	\$11.46	\$13.40	\$12,570	\$15,240	\$19,890	\$23,830	\$27,880
39-4021	Funeral attendants	70	40.4	\$12.36	\$25,700	8.5	\$9.17	\$10.04	\$11.59	\$14.93	\$17.30	\$19,080	\$20,880	\$24,110	\$31,050	\$35,990
39-5012	Hairdressers, hairstylists, and cosmetologists	3,240	7.7	\$12.34	\$25,660	5.8	\$8.15	\$9.49	\$10.80	\$13.46	\$19.22	\$16,950	\$19,750	\$22,450	\$28,000	\$39,970
39-5092	Manicurists and pedicurists	480	30.9	\$10.69	\$22,240	6.7	\$6.18	\$7.47	\$11.15	\$13.43	\$15.25	\$12,850	\$15,530	\$23,190	\$27,930	\$31,720
39-5093	Shampooers	#	#	\$6.72	\$13,990	10.1	\$5.48	\$5.96	\$6.76	\$7.41	\$8.23	\$11,410	\$12,400	\$14,070	\$15,420	\$17,110
39-5094	Skin care specialists	400	36.3	\$16.08	\$33,440	4.6	\$8.69	\$11.83	\$15.59	\$19.48	\$21.92	\$18,080	\$24,610	\$32,420	\$40,530	\$45,600
39-6011	Baggage porters and bellhops	#	#	\$10.20	\$21,220	2.5	\$5.87	\$6.65	\$9.52	\$11.42	\$18.38	\$12,200	\$13,820	\$19,800	\$23,760	\$38,220
39-6012	Concierges	#	#	\$12.81	\$26,650	2.9	\$9.33	\$10.85	\$12.83	\$15.08	\$16.81	\$19,400	\$22,580	\$26,680	\$31,370	\$34,970
39-6021	Tour guides and escorts	#	#	\$10.70	\$22,250	3.8	\$8.58	\$9.92	\$10.81	\$11.69	\$12.99	\$17,840	\$20,640	\$22,490	\$24,320	\$27,020
39-9011	Child care workers	4,970	16	\$9.78	\$20,340	6.3	\$6.08	\$7.11	\$9.35	\$11.69	\$13.91	\$12,650	\$14,780	\$19,440	\$24,310	\$28,930
39-9021	Personal and home care aides	6,310	9.1	\$9.05	\$18,830	1.7	\$7.34	\$7.92	\$8.76	\$9.92	\$11.11	\$15,270	\$16,460	\$18,210	\$20,630	\$23,100
39-9031	Fitness trainers and aerobics instructors	3,580	7.3	\$17.37	\$36,140	4.5	\$8.29	\$11.10	\$15.15	\$22.63	\$29.39	\$17,250	\$23,100	\$31,510	\$47,060	\$61,140
39-9032	Recreation workers	1,870	6.1	\$11.95	\$24,850	2.1	\$7.36	\$8.78	\$10.72	\$14.11	\$18.17	\$15,300	\$18,260	\$22,290	\$29,350	\$37,790
39-9041	Residential advisors	190	31	\$8.58	\$17,850	8.3	\$5.70	\$6.14	\$6.88	\$11.42	\$14.76	\$11,860	\$12,780	\$14,310	\$23,760	\$30,690
39-9099	Personal care and service workers, all other	#	#	\$9.79	\$20,360	5.2	\$6.10	\$7.80	\$9.08	\$11.86	\$13.71	\$12,680	\$16,220	\$18,880	\$24,670	\$28,510
<b>41-0000</b>	<b>Sales and Related Occupations</b>	<b>145,290</b>	<b>1.8</b>	<b>\$19.36</b>	<b>\$40,270</b>	<b>1.5</b>	<b>\$7.71</b>	<b>\$9.35</b>	<b>\$13.84</b>	<b>\$23.46</b>	<b>\$39.41</b>	<b>\$16,030</b>	<b>\$19,450</b>	<b>\$28,790</b>	<b>\$48,810</b>	<b>\$81,970</b>
41-1011	First-line supervisors/managers of retail sales workers	8,600	3.8	\$20.37	\$42,360	1.5	\$11.97	\$14.51	\$18.49	\$24.08	\$30.43	\$24,910	\$30,180	\$38,460	\$50,090	\$63,300
41-1012	First-line supervisors/managers of non-retail sales workers	3,060	7.9	\$38.66	\$80,420	3.1	\$20.67	\$26.17	\$33.62	\$47.19	\$63.50	\$42,990	\$54,440	\$69,930	\$98,150	\$132,080
41-2011	Cashiers	26,120	5.9	\$10.19	\$21,200	2.2	\$7.14	\$8.08	\$9.38	\$11.16	\$15.96	\$14,850	\$16,800	\$19,510	\$23,210	\$33,190

# Data unavailable

Occupational Code	Occupational Title	Employment Estimate	Employment Percentage Relative Standard Error	Average Hourly Wage	Average Annual Wage	Wage Percentage Relative Standard Error	10th Percentile (Hourly)	25th Percentile (Hourly)	50th Percentile (Hourly)	75th Percentile (Hourly)	90th Percentile (Hourly)	10th Percentile (Annual)	25th Percentile (Annual)	50th Percentile (Annual)	75th Percentile (Annual)	90th Percentile (Annual)
41-2012	Gaming change persons and booth cashiers	480	6	\$13.55	\$28,180	2.2	\$9.84	\$11.52	\$13.51	\$15.91	\$17.51	\$20,460	\$23,950	\$28,100	\$33,090	\$36,430
41-2021	Counter and rental clerks	7,860	8.5	\$11.29	\$23,490	2.9	\$6.61	\$8.02	\$10.18	\$13.45	\$17.23	\$13,750	\$16,680	\$21,170	\$27,980	\$35,840
41-2022	Parts salespersons	1,850	9.4	\$16.78	\$34,900	3.2	\$9.61	\$11.85	\$15.90	\$21.01	\$26.13	\$19,990	\$24,640	\$33,080	\$43,700	\$54,350
41-2031	Retail salespersons	39,910	3.1	\$12.03	\$25,030	1.5	\$7.26	\$8.27	\$10.18	\$13.58	\$19.47	\$15,110	\$17,200	\$21,170	\$28,250	\$40,500
41-3011	Advertising sales agents	1,130	20.1	\$25.31	\$52,630	7.2	\$8.10	\$16.73	\$21.63	\$35.16	\$43.92	\$16,850	\$34,790	\$44,980	\$73,120	\$91,350
41-3021	Insurance sales agents	3,910	11.1	\$27.88	\$57,980	8.9	\$10.10	\$13.14	\$20.06	\$33.99	\$61.56	\$21,010	\$27,330	\$41,730	\$70,700	\$128,040
41-3031	Securities, commodities, and financial services sales agents	4,460	14.9	\$44.11	\$91,750	7.3	\$15.19	\$19.53	\$37.19	\$60.55	#	\$31,590	\$40,610	\$77,360	\$125,950	#
41-3041	Travel agents	710	10	\$15.91	\$33,100	8.7	\$10.17	\$12.61	\$14.79	\$18.29	\$25.88	\$21,160	\$26,220	\$30,760	\$38,050	\$53,830
41-3099	Sales representatives, services, all other	9,570	7.1	\$27.17	\$56,510	3.4	\$13.16	\$16.55	\$22.74	\$35.79	\$48.27	\$27,360	\$34,420	\$47,290	\$74,430	\$100,410
41-4011	Sales representatives, wholesale and manufacturing, technical and scientific products	4,970	16.8	\$38.31	\$79,670	5.4	\$17.03	\$23.71	\$37.28	\$44.44	\$60.26	\$35,430	\$49,330	\$77,550	\$92,430	\$125,340
41-4012	Sales representatives, wholesale and manufacturing, except technical and scientific products	20,520	5.1	\$28.57	\$59,420	2.7	\$12.59	\$17.45	\$25.15	\$35.16	\$49.90	\$26,190	\$36,300	\$52,310	\$73,130	\$103,800
41-9011	Demonstrators and product promoters	1,130	34.1	\$16.17	\$33,630	7.7	\$9.75	\$11.07	\$13.15	\$21.67	\$27.34	\$20,270	\$23,020	\$27,350	\$45,070	\$56,870
41-9021	Real estate brokers	#	#	\$36.02	\$74,910	23.2	\$8.21	\$12.66	\$31.42	\$45.45	#	\$17,070	\$26,340	\$65,340	\$94,530	#
41-9022	Real estate sales agents	1,570	12.3	\$32.36	\$67,310	10.4	\$11.80	\$13.67	\$27.07	\$43.64	\$65.09	\$24,550	\$28,430	\$56,300	\$90,770	\$135,390
41-9031	Sales engineers	#	#	\$38.35	\$79,770	3	\$26.64	\$30.30	\$34.62	\$44.01	\$56.50	\$55,420	\$63,030	\$72,010	\$91,540	\$117,520
41-9041	Telemarketers	5,040	27.1	\$13.19	\$27,440	3.3	\$7.78	\$9.09	\$11.43	\$15.80	\$19.69	\$16,190	\$18,910	\$23,760	\$32,870	\$40,960
41-9099	Sales and related workers, all other	2,010	14.7	\$20.37	\$42,360	3.9	\$10.60	\$13.15	\$18.29	\$23.94	\$33.60	\$22,050	\$27,350	\$38,050	\$49,780	\$69,880
<b>43-0000</b>	<b>Office and Administrative Support Occupations</b>	<b>209,920</b>	<b>1.2</b>	<b>\$16.23</b>	<b>\$33,760</b>	<b>0.6</b>	<b>\$9.69</b>	<b>\$12.18</b>	<b>\$15.41</b>	<b>\$19.65</b>	<b>\$23.82</b>	<b>\$20,150</b>	<b>\$25,330</b>	<b>\$32,050</b>	<b>\$40,880</b>	<b>\$49,550</b>
43-1011	First-line supervisors/managers of office and administrative support workers	11,400	3.4	\$24.35	\$50,650	1.2	\$14.66	\$18.01	\$23.06	\$29.13	\$36.02	\$30,490	\$37,470	\$47,950	\$60,590	\$74,910
43-2011	Switchboard operators, including answering service	920	13.3	\$11.93	\$24,810	1.8	\$8.75	\$10.02	\$11.68	\$13.69	\$15.79	\$18,210	\$20,840	\$24,300	\$28,470	\$32,850
43-2021	Telephone operators	#	#	\$10.57	\$21,990	3.1	\$9.06	\$9.53	\$10.39	\$11.27	\$13.13	\$18,840	\$19,820	\$21,610	\$23,440	\$27,310
43-3011	Bill and account collectors	5,040	9.9	\$15.59	\$32,420	2.1	\$11.19	\$12.68	\$14.86	\$17.65	\$21.58	\$23,280	\$26,380	\$30,910	\$36,720	\$44,880
43-3021	Billing and posting clerks and machine operators	4,410	6.5	\$16.16	\$33,610	1.3	\$11.31	\$13.37	\$15.98	\$18.45	\$22.13	\$23,520	\$27,800	\$33,240	\$38,380	\$46,030
43-3031	Bookkeeping, accounting, and auditing clerks	17,640	3.8	\$16.70	\$34,730	1.2	\$10.38	\$13.18	\$16.33	\$19.81	\$23.76	\$21,580	\$27,400	\$33,970	\$41,200	\$49,430
43-3041	Gaming cage workers	#	#	\$13.97	\$29,050	2.4	\$11.03	\$12.07	\$13.70	\$15.88	\$17.47	\$22,930	\$25,120	\$28,500	\$33,020	\$36,330
43-3051	Payroll and timekeeping clerks	1,790	8.1	\$17.83	\$37,090	1.1	\$12.62	\$15.40	\$17.87	\$20.76	\$23.08	\$26,250	\$32,030	\$37,160	\$43,190	\$48,010
43-3061	Procurement clerks	760	12.2	\$17.70	\$36,810	2.3	\$11.96	\$14.84	\$17.58	\$21.26	\$24.03	\$24,870	\$30,870	\$36,570	\$44,230	\$49,990
43-3071	Tellers	3,920	14.8	\$12.51	\$26,020	3.1	\$9.81	\$10.76	\$12.26	\$14.07	\$16.07	\$20,410	\$22,370	\$25,500	\$29,270	\$33,420
43-4011	Brokerage clerks	1,080	30.5	\$17.04	\$35,440	3.8	\$12.69	\$13.85	\$15.93	\$19.17	\$23.11	\$26,390	\$28,800	\$33,140	\$39,880	\$48,070
43-4021	Correspondence clerks	60	43.2	\$14.38	\$29,910	6	\$10.09	\$11.57	\$13.41	\$17.08	\$20.64	\$20,980	\$24,070	\$27,890	\$35,520	\$42,920

# Data unavailable

Occupational Code	Occupational Title	Employment Estimate	Employment Percentage Relative Standard Error	Average Hourly Wage	Average Annual Wage	Wage Percentage Relative Standard Error	10th Percentile (Hourly)	25th Percentile (Hourly)	50th Percentile (Hourly)	75th Percentile (Hourly)	90th Percentile (Hourly)	10th Percentile (Annual)	25th Percentile (Annual)	50th Percentile (Annual)	75th Percentile (Annual)	90th Percentile (Annual)
43-4031	Court, municipal, and license clerks	1,250	11.4	\$17.85	\$37,130	1.6	\$12.66	\$14.61	\$17.42	\$20.80	\$23.46	\$26,330	\$30,390	\$36,230	\$43,270	\$48,800
43-4041	Credit authorizers, checkers, and clerks	540	9.2	\$16.72	\$34,790	4.1	\$11.41	\$12.73	\$15.72	\$20.21	\$24.16	\$23,740	\$26,480	\$32,700	\$42,050	\$50,260
43-4051	Customer service representatives	20,200	3.9	\$15.44	\$32,110	1.2	\$10.14	\$12.12	\$14.42	\$17.88	\$22.34	\$21,090	\$25,200	\$30,000	\$37,190	\$46,470
43-4061	Eligibility interviewers, government programs	1,230	4.3	\$21.16	\$44,020	1.6	\$15.86	\$17.78	\$20.88	\$24.10	\$28.48	\$32,990	\$36,980	\$43,430	\$50,130	\$59,240
43-4071	File clerks	1,790	9.7	\$12.96	\$26,960	1.7	\$8.71	\$10.58	\$12.86	\$15.20	\$17.71	\$18,120	\$22,000	\$26,740	\$31,610	\$36,840
43-4081	Hotel, motel, and resort desk clerks	1,760	4.2	\$9.76	\$20,310	3.6	\$7.55	\$8.23	\$9.40	\$11.03	\$13.12	\$15,710	\$17,120	\$19,560	\$22,950	\$27,290
43-4111	Interviewers, except eligibility and loan	1,900	11.1	\$14.29	\$29,730	3.3	\$9.55	\$11.69	\$13.79	\$17.05	\$19.60	\$19,850	\$24,310	\$28,690	\$35,460	\$40,770
43-4121	Library assistants, clerical	480	12.2	\$10.20	\$21,210	2.5	\$7.81	\$8.54	\$9.45	\$11.30	\$14.34	\$16,250	\$17,760	\$19,650	\$23,500	\$29,820
43-4131	Loan interviewers and clerks	2,880	9.7	\$17.85	\$37,120	1.6	\$12.37	\$15.00	\$17.47	\$21.12	\$24.17	\$25,720	\$31,210	\$36,340	\$43,920	\$50,280
43-4141	New accounts clerks	680	25	\$15.05	\$31,310	3.3	\$12.12	\$13.18	\$14.70	\$16.53	\$18.64	\$25,210	\$27,410	\$30,590	\$34,380	\$38,780
43-4151	Order clerks	3,720	13.2	\$14.50	\$30,160	3.1	\$9.29	\$11.30	\$13.60	\$17.62	\$21.41	\$19,330	\$23,510	\$28,290	\$36,650	\$44,530
43-4161	Human resources assistants, except payroll and timekeeping	1,660	5.8	\$18.48	\$38,450	1	\$13.33	\$15.68	\$18.15	\$21.23	\$24.32	\$27,730	\$32,610	\$37,750	\$44,150	\$50,590
43-4171	Receptionists and information clerks	10,040	5.7	\$12.75	\$26,520	1.4	\$8.42	\$10.37	\$12.67	\$14.85	\$17.41	\$17,520	\$21,570	\$26,350	\$30,890	\$36,220
43-4181	Reservation and transportation ticket agents and travel clerks	2,260	6.3	\$15.78	\$32,830	5.6	\$9.67	\$11.10	\$13.60	\$20.98	\$25.29	\$20,110	\$23,080	\$28,280	\$43,630	\$52,610
43-4199	All other information and record clerks	2,850	6	\$17.00	\$35,360	1.7	\$11.23	\$13.40	\$16.38	\$20.24	\$23.64	\$23,360	\$27,870	\$34,060	\$42,110	\$49,170
43-5011	Cargo and freight agents	820	24.1	\$17.72	\$36,850	7.1	\$9.94	\$11.52	\$16.41	\$21.37	\$24.50	\$20,670	\$23,950	\$34,130	\$44,440	\$50,950
43-5021	Couriers and messengers	820	8.6	\$12.26	\$25,500	4.1	\$6.50	\$9.44	\$12.21	\$14.78	\$17.57	\$13,520	\$19,640	\$25,390	\$30,740	\$36,550
43-5031	Police, fire, and ambulance dispatchers	990	18.1	\$18.22	\$37,890	1.5	\$13.50	\$15.72	\$17.85	\$20.85	\$23.64	\$28,080	\$32,700	\$37,130	\$43,370	\$49,170
43-5032	Dispatchers, except police, fire, and ambulance	1,730	9.5	\$17.43	\$36,240	2.2	\$11.20	\$13.20	\$16.87	\$21.12	\$25.10	\$23,300	\$27,450	\$35,080	\$43,930	\$52,210
43-5041	Meter readers, utilities	140	17.6	\$17.35	\$36,080	4.9	\$11.12	\$13.29	\$17.87	\$21.26	\$24.05	\$23,140	\$27,640	\$37,170	\$44,230	\$50,020
43-5051	Postal service clerks	670	0	\$21.43	\$44,580	2.4	\$19.53	\$20.36	\$21.74	\$23.13	\$23.96	\$40,620	\$42,350	\$45,220	\$48,100	\$49,830
43-5052	Postal service mail carriers	2,880	0	\$21.04	\$43,770	2.1	\$17.72	\$19.86	\$21.46	\$23.06	\$24.02	\$36,850	\$41,300	\$44,630	\$47,960	\$49,950
43-5053	Postal service mail sorters, processors, and processing machine operators	2,530	0	\$20.44	\$42,510	3.3	\$15.46	\$19.88	\$21.43	\$22.98	\$23.91	\$32,170	\$41,340	\$44,570	\$47,790	\$49,720
43-5061	Production, planning, and expediting clerks	2,870	7.5	\$19.56	\$40,680	1.6	\$12.92	\$15.87	\$19.90	\$22.63	\$26.59	\$26,880	\$33,010	\$41,390	\$47,070	\$55,300
43-5071	Shipping, receiving, and traffic clerks	5,920	5.6	\$13.77	\$28,650	1.6	\$8.45	\$10.45	\$13.26	\$16.45	\$20.19	\$17,570	\$21,740	\$27,590	\$34,210	\$42,000
43-5081	Stock clerks and order fillers	12,510	3.6	\$12.65	\$26,310	1.2	\$7.98	\$9.33	\$11.66	\$15.91	\$18.60	\$16,610	\$19,400	\$24,260	\$33,100	\$38,700
43-5111	Weighers, measurers, checkers, and samplers, recordkeeping	860	43.9	\$10.72	\$22,290	9.9	\$6.49	\$7.79	\$9.49	\$13.28	\$17.07	\$13,500	\$16,200	\$19,750	\$27,620	\$35,510
43-6011	Executive secretaries and administrative assistants	17,420	3.3	\$20.45	\$42,540	0.9	\$14.34	\$16.65	\$19.82	\$23.39	\$27.77	\$29,830	\$34,630	\$41,220	\$48,650	\$57,760
43-6012	Legal secretaries	2,570	20.3	\$21.50	\$44,730	2.4	\$14.38	\$18.44	\$21.93	\$25.49	\$28.31	\$29,910	\$38,340	\$45,620	\$53,030	\$58,880
43-6013	Medical secretaries	2,050	14.7	\$16.32	\$33,940	3.8	\$11.47	\$13.06	\$15.63	\$18.89	\$23.11	\$23,850	\$27,170	\$32,510	\$39,290	\$48,070

# Data unavailable

Occupational Code	Occupational Title	Employment Estimate	Employment Percentage Relative Standard Error	Average Hourly Wage	Average Annual Wage	Wage Percentage Relative Standard Error	10th Percentile (Hourly)	25th Percentile (Hourly)	50th Percentile (Hourly)	75th Percentile (Hourly)	90th Percentile (Hourly)	10th Percentile (Annual)	25th Percentile (Annual)	50th Percentile (Annual)	75th Percentile (Annual)	90th Percentile (Annual)
43-6014	Secretaries, except legal, medical, and executive	11,020	6.7	\$15.48	\$32,190	1.7	\$9.98	\$12.55	\$15.16	\$18.47	\$21.64	\$20,750	\$26,100	\$31,530	\$38,410	\$45,010
43-9011	Computer operators	1,200	16.9	\$19.84	\$41,260	4.6	\$12.95	\$15.18	\$18.19	\$24.07	\$29.73	\$26,930	\$31,570	\$37,840	\$50,060	\$61,840
43-9021	Data entry keyers	2,330	13.4	\$12.44	\$25,870	2.8	\$8.15	\$10.49	\$12.44	\$14.39	\$16.87	\$16,940	\$21,810	\$25,870	\$29,940	\$35,080
43-9022	Word processors and typists	760	21.2	\$17.31	\$36,010	3	\$12.40	\$14.08	\$17.36	\$20.19	\$22.70	\$25,800	\$29,280	\$36,120	\$42,000	\$47,220
43-9031	Desktop publishers	200	31.3	\$19.39	\$40,330	8.5	\$10.38	\$15.76	\$20.91	\$23.31	\$24.89	\$21,590	\$32,780	\$43,480	\$48,480	\$51,770
43-9041	Insurance claims and policy processing clerks	2,260	16.6	\$17.68	\$36,770	2.5	\$12.41	\$14.29	\$17.11	\$20.63	\$23.29	\$25,810	\$29,720	\$35,580	\$42,920	\$48,440
43-9051	Mail clerks and mail machine operators, except postal service	1,400	9.2	\$13.46	\$28,000	1.8	\$7.57	\$10.71	\$13.23	\$16.58	\$19.59	\$15,740	\$22,280	\$27,510	\$34,490	\$40,750
43-9061	Office clerks, general	29,480	4.7	\$14.27	\$29,670	1	\$8.82	\$11.38	\$13.70	\$16.90	\$20.75	\$18,350	\$23,670	\$28,490	\$35,150	\$43,170
43-9071	Office machine operators, except computer	1,560	14.7	\$12.93	\$26,900	2.1	\$9.19	\$10.39	\$12.35	\$15.23	\$18.30	\$19,120	\$21,610	\$25,690	\$31,680	\$38,070
43-9081	Proofreaders and copy markers	#	#	\$12.98	\$27,010	4.7	\$6.94	\$9.42	\$10.90	\$18.06	\$21.01	\$14,440	\$19,600	\$22,670	\$37,550	\$43,700
43-9111	Statistical assistants	#	#	\$20.11	\$41,820	4.2	\$13.11	\$17.24	\$21.17	\$23.98	\$26.82	\$27,280	\$35,850	\$44,030	\$49,880	\$55,790
43-9199	Office and administrative support workers, all other	3,850	5.4	\$15.13	\$31,480	2.4	\$9.05	\$12.43	\$15.12	\$18.20	\$21.27	\$18,830	\$25,850	\$31,440	\$37,850	\$44,230
<b>45-0000</b>	<b>Farming, Fishing, and Forestry Occupations</b>	<b>1,000</b>	<b>22.7</b>	<b>\$11.37</b>	<b>\$23,650</b>	<b>6</b>	<b>\$6.26</b>	<b>\$7.51</b>	<b>\$9.72</b>	<b>\$13.93</b>	<b>\$18.82</b>	<b>\$13,020</b>	<b>\$15,630</b>	<b>\$20,210</b>	<b>\$28,970</b>	<b>\$39,150</b>
45-1011	First-line supervisors/managers of farming, fishing, and forestry workers	30	30.3	\$20.82	\$43,300	7.7	\$9.66	\$10.74	\$20.90	\$27.19	\$36.43	\$20,080	\$22,340	\$43,470	\$56,550	\$75,780
45-2011	Agricultural inspectors	70	0	\$20.33	\$42,280	2.1	\$13.77	\$16.39	\$20.80	\$23.63	\$26.89	\$28,640	\$34,090	\$43,250	\$49,150	\$55,940
45-2092	Farmworkers and laborers, crop, nursery, and greenhouse	350	27.5	\$10.33	\$21,490	6.2	\$6.72	\$7.78	\$9.48	\$12.26	\$14.09	\$13,980	\$16,190	\$19,720	\$25,490	\$29,300
45-2093	Farmworkers, farm and ranch animals	280	44.9	\$7.92	\$16,480	10.4	\$5.67	\$6.25	\$7.23	\$8.37	\$12.81	\$11,790	\$13,010	\$15,040	\$17,400	\$26,630
<b>47-0000</b>	<b>Construction and Extraction Occupations</b>	<b>70,340</b>	<b>2.3</b>	<b>\$18.51</b>	<b>\$38,500</b>	<b>1</b>	<b>\$10.62</b>	<b>\$13.38</b>	<b>\$17.36</b>	<b>\$22.48</b>	<b>\$28.38</b>	<b>\$22,080</b>	<b>\$27,830</b>	<b>\$36,110</b>	<b>\$46,760</b>	<b>\$59,040</b>
47-1011	First-line supervisors/managers of construction trades and extraction workers	6,920	5.3	\$27.47	\$57,140	1.6	\$18.49	\$21.77	\$26.29	\$31.66	\$38.22	\$38,470	\$45,270	\$54,690	\$65,840	\$79,500
47-2021	Brickmasons and blockmasons	910	26	\$19.12	\$39,760	6.2	\$12.53	\$14.45	\$19.67	\$22.98	\$26.21	\$26,070	\$30,060	\$40,910	\$47,790	\$54,510
47-2022	Stonemasons	130	36.4	\$15.19	\$31,590	8	\$11.39	\$12.63	\$15.03	\$17.89	\$20.00	\$23,700	\$26,260	\$31,250	\$37,210	\$41,600
47-2031	Carpenters	7,800	8.4	\$19.18	\$39,890	3.5	\$11.89	\$14.88	\$18.23	\$22.66	\$27.71	\$24,740	\$30,960	\$37,930	\$47,140	\$57,640
47-2041	Carpet installers	#	#	\$16.56	\$34,430	5.4	\$11.38	\$14.61	\$16.09	\$17.55	\$21.64	\$23,660	\$30,400	\$33,460	\$36,500	\$45,000
47-2044	Tile and marble setters	550	19.3	\$23.21	\$48,280	6.9	\$15.06	\$17.10	\$20.44	\$26.41	\$39.00	\$31,320	\$35,570	\$42,510	\$54,940	\$81,120
47-2051	Cement masons and concrete finishers	3,720	12	\$15.48	\$32,200	2	\$10.05	\$12.72	\$15.63	\$18.13	\$20.93	\$20,910	\$26,470	\$32,520	\$37,700	\$43,540
47-2061	Construction laborers	10,930	6.3	\$13.04	\$27,130	1.6	\$8.49	\$10.36	\$12.74	\$15.23	\$18.03	\$17,660	\$21,550	\$26,510	\$31,670	\$37,490
47-2071	Paving, surfacing, and tamping equipment operators	360	23.8	\$17.34	\$36,060	1.7	\$12.43	\$14.52	\$17.05	\$19.58	\$22.65	\$25,860	\$30,200	\$35,470	\$40,720	\$47,100
47-2073	Operating engineers and other construction equipment operators	3,500	9.3	\$19.85	\$41,300	1.4	\$13.65	\$16.78	\$19.75	\$22.60	\$26.03	\$28,400	\$34,900	\$41,090	\$47,010	\$54,140
47-2081	Drywall and ceiling tile installers	3,420	15.3	\$16.48	\$34,280	4	\$10.13	\$12.70	\$15.99	\$19.75	\$23.14	\$21,080	\$26,410	\$33,260	\$41,080	\$48,140

# Data unavailable

Occupational Code	Occupational Title	Employment Estimate	Employment Percentage Relative Standard Error	Average Hourly Wage	Average Annual Wage	Wage Percentage Relative Standard Error	10th Percentile (Hourly)	25th Percentile (Hourly)	50th Percentile (Hourly)	75th Percentile (Hourly)	90th Percentile (Hourly)	10th Percentile (Annual)	25th Percentile (Annual)	50th Percentile (Annual)	75th Percentile (Annual)	90th Percentile (Annual)
47-2082	Tapers	880	11.8	\$16.14	\$33,580	3.5	\$10.79	\$12.65	\$15.41	\$19.29	\$22.18	\$22,440	\$26,320	\$32,050	\$40,130	\$46,120
47-2111	Electricians	7,160	9.5	\$22.05	\$45,870	2.2	\$13.08	\$17.10	\$21.90	\$27.07	\$31.91	\$27,210	\$35,560	\$45,540	\$56,310	\$66,370
47-2121	Glaziers	1,520	24.1	\$20.27	\$42,160	5.8	\$12.80	\$16.27	\$20.08	\$23.44	\$29.53	\$26,630	\$33,830	\$41,760	\$48,750	\$61,430
47-2131	Insulation workers, floor, ceiling, and wall	630	31.5	\$13.72	\$28,530	2	\$9.65	\$11.48	\$13.71	\$16.22	\$17.78	\$20,070	\$23,880	\$28,510	\$33,730	\$36,980
47-2132	Insulation workers, mechanical	#	#	\$19.74	\$41,050	5.5	\$12.06	\$14.05	\$16.55	\$20.33	\$41.38	\$25,090	\$29,220	\$34,430	\$42,280	\$86,060
47-2141	Painters, construction and maintenance	2,650	13.7	\$16.21	\$33,720	3.8	\$11.06	\$14.13	\$16.31	\$18.76	\$21.71	\$23,010	\$29,390	\$33,930	\$39,020	\$45,160
47-2151	Pipelayers	990	23.7	\$17.48	\$36,360	5.3	\$12.63	\$13.75	\$15.81	\$20.02	\$26.67	\$26,280	\$28,590	\$32,890	\$41,630	\$55,460
47-2152	Plumbers, pipefitters, and steamfitters	5,210	14.3	\$20.39	\$42,420	3.1	\$12.47	\$15.94	\$20.01	\$24.97	\$28.73	\$25,930	\$33,160	\$41,620	\$51,930	\$59,770
47-2161	Plasterers and stucco masons	700	40	\$15.46	\$32,170	4.3	\$12.10	\$13.21	\$14.94	\$17.62	\$20.58	\$25,170	\$27,470	\$31,070	\$36,640	\$42,810
47-2171	Reinforcing iron and rebar workers	260	34.6	\$16.21	\$33,710	15	\$9.75	\$10.87	\$13.13	\$20.17	\$31.20	\$20,270	\$22,610	\$27,310	\$41,950	\$64,890
47-2181	Roofers	1,660	8.9	\$13.45	\$27,970	2.9	\$8.80	\$10.26	\$13.12	\$15.91	\$19.38	\$18,310	\$21,340	\$27,280	\$33,100	\$40,320
47-2211	Sheet metal workers	1,580	12.8	\$17.12	\$35,610	3.9	\$9.79	\$12.39	\$15.77	\$21.55	\$27.30	\$20,370	\$25,760	\$32,800	\$44,810	\$56,790
47-2221	Structural iron and steel workers	#	#	\$21.27	\$44,230	8.2	\$15.21	\$17.26	\$20.36	\$26.52	\$29.35	\$31,630	\$35,910	\$42,350	\$55,150	\$61,040
47-3011	Helpers--brickmasons, blockmasons, stonemasons, and tile and marble setters	630	19	\$14.68	\$30,540	8.2	\$10.05	\$11.90	\$13.84	\$16.14	\$19.19	\$20,890	\$24,760	\$28,790	\$33,580	\$39,920
47-3012	Helpers--carpenters	440	32.8	\$11.93	\$24,820	4.5	\$9.44	\$10.19	\$11.36	\$13.35	\$16.02	\$19,640	\$21,190	\$23,630	\$27,770	\$33,330
47-3013	Helpers--electricians	520	24.6	\$14.25	\$29,640	3.5	\$10.05	\$11.87	\$13.79	\$16.37	\$19.54	\$20,910	\$24,700	\$28,690	\$34,050	\$40,640
47-3014	Helpers--painters, paperhangers, plasterers, and stucco masons	#	#	\$12.13	\$25,230	7.4	\$8.64	\$10.76	\$12.62	\$13.97	\$14.82	\$17,970	\$22,370	\$26,250	\$29,060	\$30,820
47-3015	Helpers--pipelayers, plumbers, pipefitters, and steamfitters	300	22.9	\$15.17	\$31,540	4.6	\$11.20	\$12.33	\$13.85	\$18.12	\$21.90	\$23,290	\$25,650	\$28,800	\$37,680	\$45,540
47-3016	Helpers--roofers	100	34.7	\$10.39	\$21,620	2.7	\$8.87	\$9.66	\$10.45	\$11.24	\$11.88	\$18,440	\$20,090	\$21,730	\$23,370	\$24,710
47-3019	Helpers, construction trades, all other	210	43.4	\$10.51	\$21,860	8.6	\$6.50	\$9.04	\$10.64	\$12.55	\$13.89	\$13,520	\$18,810	\$22,130	\$26,110	\$28,880
47-4011	Construction and building inspectors	1,210	13	\$23.67	\$49,240	3.1	\$14.38	\$19.23	\$23.77	\$28.14	\$32.87	\$29,900	\$40,000	\$49,440	\$58,520	\$68,360
47-4031	Fence erectors	210	41.1	\$13.98	\$29,080	8	\$11.63	\$12.47	\$13.44	\$14.91	\$17.83	\$24,180	\$25,930	\$27,960	\$31,000	\$37,090
47-4041	Hazardous materials removal workers	640	14.3	\$16.89	\$35,120	2.2	\$12.42	\$14.60	\$16.86	\$18.92	\$22.41	\$25,830	\$30,360	\$35,070	\$39,360	\$46,600
47-4051	Highway maintenance workers	820	2.5	\$18.01	\$37,470	1.8	\$14.20	\$16.09	\$17.84	\$19.79	\$22.78	\$29,540	\$33,460	\$37,110	\$41,170	\$47,370
47-4071	Septic tank servicers and sewer pipe cleaners	140	46.3	\$21.27	\$44,240	3.5	\$11.06	\$16.68	\$21.17	\$26.62	\$30.78	\$23,000	\$34,690	\$44,030	\$55,380	\$64,020
47-4099	Construction and related workers, all other	330	27.2	\$17.48	\$36,350	9.3	\$10.02	\$13.97	\$17.90	\$21.63	\$23.69	\$20,840	\$29,060	\$37,240	\$45,000	\$49,270
47-5081	Helpers--extraction workers	#	#	\$15.68	\$32,610	14.5	\$11.62	\$12.37	\$13.68	\$20.68	\$22.97	\$24,170	\$25,720	\$28,450	\$43,020	\$47,790
<b>49-0000</b>	<b>Installation, Maintenance, and Repair Occupations</b>	<b>48,220</b>	<b>3.1</b>	<b>\$20.18</b>	<b>\$41,980</b>	<b>1</b>	<b>\$11.05</b>	<b>\$14.25</b>	<b>\$19.56</b>	<b>\$25.54</b>	<b>\$30.48</b>	<b>\$22,980</b>	<b>\$29,640</b>	<b>\$40,690</b>	<b>\$53,110</b>	<b>\$63,390</b>
49-1011	First-line supervisors/managers of mechanics, installers, and repairers	3,830	4.1	\$27.55	\$57,300	1.3	\$16.90	\$21.03	\$26.94	\$33.46	\$39.37	\$35,160	\$43,740	\$56,040	\$69,590	\$81,890

# Data unavailable



Occupational Code	Occupational Title	Employment Estimate	Employment Percentage Relative Standard Error	Average Hourly Wage	Average Annual Wage	Wage Percentage Relative Standard Error	10th Percentile (Hourly)	25th Percentile (Hourly)	50th Percentile (Hourly)	75th Percentile (Hourly)	90th Percentile (Hourly)	10th Percentile (Annual)	25th Percentile (Annual)	50th Percentile (Annual)	75th Percentile (Annual)	90th Percentile (Annual)
49-2011	Computer, automated teller, and office machine repairers	2,030	18.2	\$19.24	\$40,010	5.5	\$11.17	\$13.47	\$18.51	\$24.99	\$28.24	\$23,230	\$28,030	\$38,510	\$51,980	\$58,740
49-2021	Radio mechanics	#	#	\$20.81	\$43,280	5.6	\$9.89	\$11.24	\$23.71	\$26.36	\$27.93	\$20,560	\$23,380	\$49,320	\$54,830	\$58,090
49-2022	Telecommunications equipment installers and repairers, except line installers	3,140	14.1	\$25.65	\$53,360	2	\$17.97	\$23.34	\$26.32	\$29.11	\$31.92	\$37,370	\$48,550	\$54,740	\$60,540	\$66,400
49-2091	Avionics technicians	#	#	\$25.13	\$52,270	5.1	\$15.67	\$19.61	\$25.77	\$31.31	\$34.39	\$32,590	\$40,790	\$53,600	\$65,130	\$71,540
49-2092	Electric motor, power tool, and related repairers	410	31.4	\$16.32	\$33,940	10.5	\$10.26	\$12.21	\$14.28	\$20.95	\$25.38	\$21,330	\$25,390	\$29,700	\$43,570	\$52,790
49-2093	Electrical and electronics installers and repairers, transportation equipment	#	#	\$20.54	\$42,730	9.3	\$15.04	\$16.96	\$19.63	\$22.13	\$28.41	\$31,270	\$35,280	\$40,830	\$46,040	\$59,080
49-2094	Electrical and electronics repairers, commercial and industrial equipment	1,280	20.9	\$21.69	\$45,120	4.4	\$12.76	\$16.09	\$20.94	\$26.99	\$32.30	\$26,550	\$33,470	\$43,550	\$56,140	\$67,180
49-2096	Electronic equipment installers and repairers, motor vehicles	250	35.5	\$14.19	\$29,520	2.8	\$9.68	\$11.26	\$14.46	\$16.67	\$18.66	\$20,130	\$23,420	\$30,070	\$34,660	\$38,820
49-2097	Electronic home entertainment equipment installers and repairers	580	29.3	\$18.62	\$38,720	4.7	\$12.52	\$15.47	\$18.42	\$21.84	\$25.81	\$26,030	\$32,190	\$38,320	\$45,420	\$53,680
49-2098	Security and fire alarm systems installers	340	34.2	\$19.52	\$40,600	4.6	\$13.06	\$14.73	\$18.04	\$23.77	\$29.22	\$27,160	\$30,640	\$37,520	\$49,440	\$60,780
49-3011	Aircraft mechanics and service technicians	1,060	10.6	\$26.46	\$55,030	4	\$17.65	\$22.40	\$27.43	\$31.31	\$34.52	\$36,720	\$46,600	\$57,050	\$65,120	\$71,810
49-3021	Automotive body and related repairers	1,730	12.1	\$23.76	\$49,420	4.5	\$11.70	\$16.80	\$23.25	\$29.48	\$35.95	\$24,330	\$34,930	\$48,360	\$61,310	\$74,770
49-3022	Automotive glass installers and repairers	#	#	\$15.28	\$31,790	9.3	\$12.12	\$12.92	\$14.26	\$16.96	\$20.21	\$25,210	\$26,880	\$29,660	\$35,270	\$42,030
49-3023	Automotive service technicians and mechanics	5,560	7.3	\$18.56	\$38,600	3.3	\$9.42	\$11.77	\$17.97	\$24.04	\$29.25	\$19,590	\$24,470	\$37,370	\$50,000	\$60,840
49-3031	Bus and truck mechanics and diesel engine specialists	2,450	9.8	\$20.66	\$42,980	1.6	\$14.71	\$17.00	\$20.13	\$23.75	\$28.13	\$30,600	\$35,350	\$41,860	\$49,410	\$58,510
49-3042	Mobile heavy equipment mechanics, except engines	1,410	10.8	\$21.01	\$43,700	1.9	\$15.20	\$18.20	\$21.05	\$24.12	\$27.18	\$31,610	\$37,850	\$43,780	\$50,180	\$56,530
49-3043	Rail car repairers	120	20.2	\$16.74	\$34,830	3	\$10.46	\$12.40	\$16.12	\$21.63	\$23.53	\$21,760	\$25,780	\$33,530	\$45,000	\$48,940
49-3051	Motorboat mechanics	#	#	\$17.45	\$36,290	9.7	\$11.04	\$13.39	\$19.08	\$21.12	\$22.30	\$22,960	\$27,860	\$39,680	\$43,930	\$46,380
49-3052	Motorcycle mechanics	130	36.3	\$19.48	\$40,510	3.8	\$12.33	\$15.18	\$17.83	\$23.44	\$29.09	\$25,640	\$31,580	\$37,090	\$48,760	\$60,500
49-3053	Outdoor power equipment and other small engine mechanics	160	42.5	\$16.71	\$34,760	4.4	\$12.71	\$13.97	\$15.42	\$18.86	\$23.67	\$26,440	\$29,050	\$32,070	\$39,220	\$49,220
49-3092	Recreational vehicle service technicians	#	#	\$17.56	\$36,520	3.5	\$12.25	\$13.54	\$16.95	\$21.23	\$24.33	\$25,490	\$28,160	\$35,250	\$44,150	\$50,600
49-3093	Tire repairers and changers	940	18.9	\$11.00	\$22,870	4	\$7.60	\$8.49	\$10.76	\$13.05	\$14.72	\$15,810	\$17,650	\$22,380	\$27,130	\$30,620
49-9021	Heating, air conditioning, and refrigeration mechanics and installers	1,710	16	\$21.65	\$45,030	4.5	\$12.81	\$15.85	\$21.50	\$27.67	\$32.35	\$26,640	\$32,970	\$44,720	\$57,540	\$67,290
49-9031	Home appliance repairers	270	19.9	\$22.34	\$46,470	6.2	\$13.41	\$16.80	\$21.09	\$26.10	\$32.99	\$27,900	\$34,940	\$43,870	\$54,280	\$68,620
49-9041	Industrial machinery mechanics	1,450	15	\$21.76	\$45,260	1.7	\$15.33	\$18.39	\$21.80	\$25.06	\$28.29	\$31,900	\$38,250	\$45,350	\$52,120	\$58,850
49-9042	Maintenance and repair workers, general	9,300	6.5	\$16.96	\$35,280	1.3	\$10.79	\$12.93	\$16.13	\$20.71	\$25.23	\$22,440	\$26,880	\$33,550	\$43,080	\$52,480
49-9043	Maintenance workers, machinery	970	31.2	\$14.22	\$29,570	4.3	\$8.51	\$10.45	\$12.63	\$16.82	\$23.58	\$17,700	\$21,740	\$26,270	\$34,980	\$49,040

# Data unavailable

Occupational Code	Occupational Title	Employment Estimate	Employment Percentage Relative Standard Error	Average Hourly Wage	Average Annual Wage	Wage Percentage Relative Standard Error	10th Percentile (Hourly)	25th Percentile (Hourly)	50th Percentile (Hourly)	75th Percentile (Hourly)	90th Percentile (Hourly)	10th Percentile (Annual)	25th Percentile (Annual)	50th Percentile (Annual)	75th Percentile (Annual)	90th Percentile (Annual)
49-9044	Millwrights	490	22.7	\$18.87	\$39,240	4.4	\$11.99	\$15.28	\$19.16	\$22.53	\$25.97	\$24,940	\$31,780	\$39,850	\$46,860	\$54,010
49-9051	Electrical power-line installers and repairers	810	21.3	\$28.13	\$58,510	2.1	\$19.67	\$23.77	\$29.00	\$33.60	\$36.28	\$40,910	\$49,440	\$60,310	\$69,900	\$75,460
49-9052	Telecommunications line installers and repairers	2,230	27.3	\$21.06	\$43,800	5.1	\$13.63	\$15.94	\$20.46	\$25.42	\$29.90	\$28,350	\$33,160	\$42,550	\$52,880	\$62,200
49-9061	Camera and photographic equipment repairers	#	#	\$19.20	\$39,930	5	\$16.58	\$18.02	\$19.34	\$20.76	\$21.63	\$34,500	\$37,490	\$40,230	\$43,180	\$44,980
49-9062	Medical equipment repairers	650	25.5	\$23.19	\$48,240	7.1	\$13.86	\$18.90	\$22.98	\$27.39	\$33.87	\$28,820	\$39,320	\$47,800	\$56,980	\$70,450
49-9069	Precision instrument and equipment repairers, all other	40	27.5	\$27.24	\$56,660	8	\$19.92	\$22.50	\$28.20	\$31.78	\$34.83	\$41,430	\$46,800	\$58,650	\$66,100	\$72,450
49-9091	Coin, vending, and amusement machine servicers and repairers	360	23.7	\$15.96	\$33,190	2.9	\$11.29	\$13.33	\$16.06	\$18.64	\$21.10	\$23,470	\$27,720	\$33,390	\$38,770	\$43,880
49-9094	Locksmiths and safe repairers	#	#	\$18.88	\$39,280	9.3	\$12.24	\$14.46	\$18.98	\$23.02	\$26.29	\$25,460	\$30,080	\$39,470	\$47,890	\$54,680
49-9096	Riggers	#	#	\$20.23	\$42,080	6.3	\$14.21	\$16.19	\$19.57	\$24.41	\$28.10	\$29,570	\$33,670	\$40,710	\$50,760	\$58,450
49-9098	Helpers--installation, maintenance, and repair workers	710	14	\$13.06	\$27,160	3.9	\$8.12	\$9.86	\$12.09	\$15.84	\$20.66	\$16,890	\$20,520	\$25,140	\$32,950	\$42,970
49-9099	Installation, maintenance, and repair workers, all other	1,800	13.4	\$15.40	\$32,030	3.7	\$8.57	\$11.38	\$14.74	\$18.82	\$23.63	\$17,830	\$23,670	\$30,660	\$39,150	\$49,150
<b>51-0000</b>	<b>Production Occupations</b>	<b>51,360</b>	<b>4.6</b>	<b>\$15.32</b>	<b>\$31,870</b>	<b>1.2</b>	<b>\$8.71</b>	<b>\$10.51</b>	<b>\$13.79</b>	<b>\$18.91</b>	<b>\$24.33</b>	<b>\$18,120</b>	<b>\$21,870</b>	<b>\$28,680</b>	<b>\$39,330</b>	<b>\$50,600</b>
51-1011	First-line supervisors/managers of production and operating workers	3,370	7.2	\$24.39	\$50,740	1.9	\$15.22	\$18.39	\$23.03	\$29.17	\$36.77	\$31,660	\$38,250	\$47,900	\$60,670	\$76,480
51-2011	Aircraft structure, surfaces, rigging, and systems assemblers	80	46.4	\$23.80	\$49,500	6.2	\$13.02	\$22.76	\$25.18	\$27.56	\$29.17	\$27,080	\$47,340	\$52,380	\$57,320	\$60,670
51-2022	Electrical and electronic equipment assemblers	1,250	12.3	\$13.55	\$28,190	3.8	\$8.72	\$10.59	\$12.72	\$14.94	\$20.07	\$18,130	\$22,020	\$26,460	\$31,070	\$41,750
51-2023	Electromechanical equipment assemblers	310	13.1	\$15.84	\$32,940	2.9	\$11.42	\$12.88	\$14.94	\$18.44	\$21.87	\$23,750	\$26,780	\$31,070	\$38,360	\$45,500
51-2031	Engine and other machine assemblers	#	#	\$22.35	\$46,500	6.9	\$11.72	\$20.93	\$24.47	\$26.52	\$27.76	\$24,390	\$43,540	\$50,890	\$55,160	\$57,730
51-2041	Structural metal fabricators and fitters	570	13.5	\$16.56	\$34,450	3.7	\$11.61	\$12.97	\$15.87	\$18.91	\$24.39	\$24,150	\$26,980	\$33,000	\$39,340	\$50,720
51-2092	Team assemblers	3,810	10	\$12.04	\$25,050	2.4	\$7.49	\$9.22	\$11.12	\$13.70	\$17.72	\$15,570	\$19,170	\$23,120	\$28,500	\$36,850
51-2099	Assemblers and fabricators, all other	2,190	14	\$12.68	\$26,370	3	\$8.37	\$9.94	\$11.78	\$14.90	\$18.90	\$17,400	\$20,670	\$24,500	\$31,000	\$39,320
51-3011	Bakers	1,640	11.6	\$14.36	\$29,860	3.1	\$8.87	\$10.67	\$14.33	\$17.76	\$20.43	\$18,450	\$22,200	\$29,810	\$36,940	\$42,490
51-3021	Butchers and meat cutters	1,220	10.1	\$14.37	\$29,890	2.7	\$9.31	\$11.22	\$14.30	\$17.61	\$20.03	\$19,360	\$23,340	\$29,750	\$36,630	\$41,670
51-3023	Slaughterers and meat packers	110	34.9	\$11.21	\$23,320	7.4	\$7.97	\$8.86	\$11.49	\$13.63	\$14.71	\$16,570	\$18,440	\$23,910	\$28,340	\$30,600
51-3091	Food and tobacco roasting, baking, and drying machine operators and tenders	#	#	\$11.16	\$23,220	6.9	\$7.62	\$8.63	\$10.69	\$13.40	\$16.31	\$15,850	\$17,940	\$22,230	\$27,880	\$33,930
51-3092	Food batchmakers	#	#	\$11.98	\$24,910	4.9	\$7.49	\$8.31	\$11.28	\$15.00	\$18.25	\$15,580	\$17,280	\$23,470	\$31,190	\$37,960
51-3093	Food cooking machine operators and tenders	250	11.9	\$11.61	\$24,150	5.2	\$7.89	\$9.06	\$10.73	\$13.80	\$17.02	\$16,420	\$18,850	\$22,310	\$28,710	\$35,400
51-4012	Numerical tool and process control programmers	80	42.5	\$27.28	\$56,750	6.5	\$18.98	\$21.58	\$25.63	\$31.90	\$41.46	\$39,480	\$44,880	\$53,310	\$66,350	\$86,240

# Data unavailable

Occupational Code	Occupational Title	Employment Estimate	Employment Percentage Relative Standard Error	Average Hourly Wage	Average Annual Wage	Wage Percentage Relative Standard Error	10th Percentile (Hourly)	25th Percentile (Hourly)	50th Percentile (Hourly)	75th Percentile (Hourly)	90th Percentile (Hourly)	10th Percentile (Annual)	25th Percentile (Annual)	50th Percentile (Annual)	75th Percentile (Annual)	90th Percentile (Annual)
51-4021	Extruding and drawing machine setters, operators, and tenders, metal and plastic	250	12.5	\$14.52	\$30,210	6.3	\$8.40	\$10.42	\$14.58	\$17.37	\$21.60	\$17,480	\$21,660	\$30,330	\$36,120	\$44,930
51-4022	Forging machine setters, operators, and tenders, metal and plastic	#	#	\$18.22	\$37,890	13.6	\$9.10	\$13.45	\$20.58	\$22.54	\$23.72	\$18,920	\$27,980	\$42,810	\$46,890	\$49,330
51-4023	Rolling machine setters, operators, and tenders, metal and plastic	60	37.4	\$16.11	\$33,510	6.7	\$10.36	\$14.14	\$15.70	\$17.18	\$20.56	\$21,540	\$29,410	\$32,660	\$35,730	\$42,770
51-4031	Cutting, punching, and press machine setters, operators, and tenders, metal and plastic	960	12.9	\$14.55	\$30,270	2.3	\$10.31	\$11.86	\$13.90	\$16.64	\$19.82	\$21,440	\$24,680	\$28,910	\$34,600	\$41,230
51-4032	Drilling and boring machine tool setters, operators, and tenders, metal and plastic	100	33.6	\$11.75	\$24,440	4.4	\$9.29	\$9.86	\$10.86	\$13.06	\$16.05	\$19,320	\$20,520	\$22,590	\$27,170	\$33,380
51-4033	Grinding, lapping, polishing, and buffing machine tool setters, operators, and tenders, metal and plastic	240	31.9	\$12.80	\$26,620	3.6	\$9.56	\$10.52	\$12.23	\$14.05	\$17.59	\$19,870	\$21,870	\$25,430	\$29,220	\$36,590
51-4034	Lathe and turning machine tool setters, operators, and tenders, metal and plastic	280	17.8	\$19.17	\$39,870	4.9	\$13.43	\$16.95	\$19.21	\$21.65	\$24.85	\$27,940	\$35,260	\$39,950	\$45,020	\$51,690
51-4035	Milling and planing machine setters, operators, and tenders, metal and plastic	140	27.6	\$16.56	\$34,440	7.9	\$10.90	\$12.71	\$15.02	\$19.01	\$25.36	\$22,670	\$26,430	\$31,240	\$39,530	\$52,740
51-4041	Machinists	1,770	7.8	\$18.95	\$39,410	2.9	\$11.24	\$14.51	\$18.33	\$22.57	\$26.63	\$23,370	\$30,180	\$38,120	\$46,940	\$55,380
51-4052	Pourers and casters, metal	#	#	\$9.93	\$20,660	9.5	\$7.60	\$8.23	\$9.28	\$10.51	\$11.25	\$15,810	\$17,120	\$19,290	\$21,860	\$23,410
51-4061	Model makers, metal and plastic	#	#	\$16.03	\$33,340	4.5	\$11.26	\$12.58	\$15.03	\$18.54	\$23.58	\$23,410	\$26,160	\$31,270	\$38,570	\$49,040
51-4071	Foundry mold and coremakers	50	23.6	\$11.51	\$23,940	8.4	\$6.32	\$7.81	\$10.21	\$13.99	\$19.46	\$13,150	\$16,250	\$21,230	\$29,090	\$40,470
51-4072	Molding, coremaking, and casting machine setters, operators, and tenders, metal and plastic	#	#	\$11.89	\$24,740	2.6	\$7.92	\$9.07	\$11.00	\$13.43	\$17.26	\$16,460	\$18,860	\$22,890	\$27,920	\$35,900
51-4081	Multiple machine tool setters, operators, and tenders, metal and plastic	1,480	31.6	\$17.11	\$35,590	7.3	\$9.89	\$12.11	\$14.11	\$23.75	\$26.29	\$20,570	\$25,180	\$29,360	\$49,390	\$54,690
51-4111	Tool and die makers	250	11.2	\$20.69	\$43,030	2.7	\$12.95	\$16.49	\$20.91	\$25.43	\$28.01	\$26,940	\$34,310	\$43,490	\$52,890	\$58,260
51-4121	Welders, cutters, solderers, and brazers	1,530	12.8	\$15.77	\$32,810	2.5	\$10.76	\$12.50	\$15.44	\$18.29	\$21.73	\$22,390	\$26,000	\$32,110	\$38,030	\$45,210
51-4122	Welding, soldering, and brazing machine setters, operators, and tenders	190	25.5	#	#	#	#	#	#	#	#	#	#	#	#	#
51-4191	Heat treating equipment setters, operators, and tenders, metal and plastic	#	#	\$14.63	\$30,430	6.8	\$9.40	\$10.31	\$12.90	\$19.70	\$22.82	\$19,560	\$21,440	\$26,830	\$40,980	\$47,470
51-4192	Lay-out workers, metal and plastic	#	#	\$20.03	\$41,650	5.2	\$12.45	\$15.17	\$21.16	\$24.83	\$26.77	\$25,900	\$31,550	\$44,020	\$51,660	\$55,680
51-4193	Plating and coating machine setters, operators, and tenders, metal and plastic	220	16.1	\$12.48	\$25,960	3	\$9.41	\$10.22	\$11.67	\$13.96	\$17.53	\$19,570	\$21,250	\$24,270	\$29,030	\$36,470
51-4194	Tool grinders, filers, and sharpeners	40	36.2	\$19.48	\$40,520	14.2	\$10.46	\$13.05	\$16.95	\$26.39	\$31.64	\$21,750	\$27,140	\$35,260	\$54,890	\$65,820
51-4199	Metal workers and plastic workers, all other	310	26.6	\$15.49	\$32,220	5.5	\$9.60	\$10.97	\$13.64	\$18.20	\$22.44	\$19,980	\$22,820	\$28,360	\$37,860	\$46,670
51-5011	Bindery workers	480	20.3	\$14.00	\$29,110	3.5	\$9.27	\$10.49	\$13.17	\$16.79	\$21.00	\$19,280	\$21,810	\$27,390	\$34,910	\$43,680
51-5021	Job printers	540	49.3	\$18.82	\$39,150	3.8	\$11.92	\$14.26	\$18.95	\$22.87	\$26.71	\$24,800	\$29,670	\$39,420	\$47,580	\$55,570

# Data unavailable

Occupational Code	Occupational Title	Employment Estimate	Employment Percentage Relative Standard Error	Average Hourly Wage	Average Annual Wage	Wage Percentage Relative Standard Error	10th Percentile (Hourly)	25th Percentile (Hourly)	50th Percentile (Hourly)	75th Percentile (Hourly)	90th Percentile (Hourly)	10th Percentile (Annual)	25th Percentile (Annual)	50th Percentile (Annual)	75th Percentile (Annual)	90th Percentile (Annual)
51-5022	Prepress technicians and workers	450	13.9	\$21.37	\$44,440	4.5	\$14.23	\$17.14	\$22.54	\$25.67	\$27.50	\$29,610	\$35,640	\$46,890	\$53,380	\$57,210
51-5023	Printing machine operators	1,590	9.1	\$18.34	\$38,150	5.4	\$10.59	\$13.55	\$17.25	\$22.94	\$27.58	\$22,030	\$28,180	\$35,880	\$47,700	\$57,370
51-6011	Laundry and dry-cleaning workers	1,420	8.7	\$10.34	\$21,520	3.1	\$7.29	\$8.13	\$9.53	\$11.07	\$15.55	\$15,170	\$16,910	\$19,820	\$23,020	\$32,340
51-6021	Pressers, textile, garment, and related materials	720	10.5	\$9.80	\$20,390	3.4	\$7.62	\$8.51	\$9.72	\$10.97	\$12.20	\$15,850	\$17,700	\$20,220	\$22,820	\$25,370
51-6031	Sewing machine operators	1,610	13.1	\$10.62	\$22,080	2.1	\$8.22	\$9.40	\$10.42	\$11.44	\$13.17	\$17,100	\$19,560	\$21,680	\$23,800	\$27,390
51-6052	Tailors, dressmakers, and custom sewers	300	48.8	\$12.23	\$25,450	6.3	\$8.76	\$9.51	\$10.70	\$15.75	\$17.93	\$18,230	\$19,780	\$22,260	\$32,760	\$37,300
51-6093	Upholsterers	100	39.5	\$15.08	\$31,370	3.6	\$11.39	\$12.65	\$14.49	\$16.75	\$21.48	\$23,700	\$26,310	\$30,150	\$34,840	\$44,680
51-6099	Textile, apparel, and furnishings workers, all other	#	#	\$11.17	\$23,240	5.2	\$6.95	\$8.44	\$11.76	\$13.14	\$13.98	\$14,450	\$17,560	\$24,450	\$27,320	\$29,080
51-7011	Cabinetmakers and bench carpenters	#	#	\$14.62	\$30,400	4.4	\$9.51	\$10.79	\$13.82	\$18.09	\$21.27	\$19,780	\$22,450	\$28,750	\$37,620	\$44,250
51-7021	Furniture finishers	#	#	\$14.84	\$30,870	5	\$10.31	\$12.16	\$14.90	\$17.46	\$20.22	\$21,450	\$25,290	\$30,980	\$36,320	\$42,060
51-7041	Sawing machine setters, operators, and tenders, wood	210	30.7	\$12.91	\$26,840	5.4	\$8.57	\$10.41	\$12.66	\$15.23	\$17.79	\$17,830	\$21,660	\$26,340	\$31,680	\$37,010
51-7042	Woodworking machine setters, operators, and tenders, except sawing	300	20.8	\$13.45	\$27,970	6.5	\$9.42	\$10.43	\$12.45	\$15.54	\$19.70	\$19,590	\$21,680	\$25,900	\$32,330	\$40,970
51-8021	Stationary engineers and boiler operators	#	#	\$22.60	\$47,010	3.5	\$12.71	\$18.61	\$23.29	\$27.29	\$30.61	\$26,430	\$38,700	\$48,450	\$56,760	\$63,670
51-8031	Water and liquid waste treatment plant and system operators	410	16.2	\$22.36	\$46,510	2.3	\$15.09	\$18.72	\$22.61	\$26.60	\$29.35	\$31,390	\$38,940	\$47,030	\$55,320	\$61,050
51-8091	Chemical plant and system operators	#	#	\$16.41	\$34,140	3.2	\$13.09	\$14.32	\$15.88	\$18.05	\$21.58	\$27,220	\$29,780	\$33,040	\$37,550	\$44,880
51-8093	Petroleum pump system operators, refinery operators, and gaugers	250	26.9	\$26.60	\$55,330	4.9	\$20.47	\$23.74	\$26.98	\$30.36	\$33.43	\$42,580	\$49,380	\$56,120	\$63,140	\$69,530
51-8099	Plant and system operators, all other	140	25.5	\$22.31	\$46,400	3.2	\$13.93	\$18.04	\$23.42	\$27.04	\$29.24	\$28,970	\$37,530	\$48,720	\$56,250	\$60,810
51-9012	Separating, filtering, clarifying, precipitating, and still machine setters, operators, and tenders	#	#	\$15.67	\$32,600	2.9	\$12.46	\$13.79	\$15.75	\$17.61	\$18.89	\$25,910	\$28,670	\$32,750	\$36,630	\$39,280
51-9021	Crushing, grinding, and polishing machine setters, operators, and tenders	140	28.6	\$12.48	\$25,970	3.9	\$9.50	\$10.14	\$11.22	\$13.53	\$16.42	\$19,770	\$21,090	\$23,340	\$28,150	\$34,160
51-9022	Grinding and polishing workers, hand	250	13.9	\$13.14	\$27,340	4.5	\$9.33	\$10.68	\$12.44	\$14.94	\$19.17	\$19,410	\$22,210	\$25,880	\$31,080	\$39,870
51-9023	Mixing and blending machine setters, operators, and tenders	610	11.6	\$14.96	\$31,120	4.2	\$8.26	\$11.86	\$15.03	\$17.98	\$21.57	\$17,190	\$24,680	\$31,250	\$37,400	\$44,860
51-9031	Cutters and trimmers, hand	120	29.6	\$11.67	\$24,280	2.3	\$7.85	\$9.68	\$11.46	\$13.79	\$16.31	\$16,320	\$20,120	\$23,840	\$28,690	\$33,920
51-9032	Cutting and slicing machine setters, operators, and tenders	400	17.2	\$12.56	\$26,130	3.3	\$8.64	\$9.70	\$11.21	\$14.50	\$18.79	\$17,970	\$20,170	\$23,320	\$30,170	\$39,080
51-9041	Extruding, forming, pressing, and compacting machine setters, operators, and tenders	220	14.5	\$14.75	\$30,670	7.7	\$6.77	\$9.52	\$13.13	\$21.13	\$25.38	\$14,080	\$19,810	\$27,310	\$43,950	\$52,790
51-9051	Furnace, kiln, oven, drier, and kettle operators and tenders	80	4.9	\$16.12	\$33,540	2.1	\$10.89	\$13.09	\$16.00	\$19.11	\$21.52	\$22,650	\$27,220	\$33,280	\$39,750	\$44,770
51-9061	Inspectors, testers, sorters, samplers, and weighers	1,920	10.1	\$16.60	\$34,530	1.8	\$10.20	\$12.40	\$15.52	\$19.97	\$25.33	\$21,210	\$25,780	\$32,280	\$41,540	\$52,690

# Data unavailable

Occupational Code	Occupational Title	Employment Estimate	Employment Percentage Relative Standard Error	Average Hourly Wage	Average Annual Wage	Wage Percentage Relative Standard Error	10th Percentile (Hourly)	25th Percentile (Hourly)	50th Percentile (Hourly)	75th Percentile (Hourly)	90th Percentile (Hourly)	10th Percentile (Annual)	25th Percentile (Annual)	50th Percentile (Annual)	75th Percentile (Annual)	90th Percentile (Annual)
51-9071	Jewelers and precious stone and metal workers	#	#	\$15.59	\$32,430	11.3	\$10.83	\$12.08	\$13.78	\$17.16	\$24.95	\$22,520	\$25,130	\$28,670	\$35,700	\$51,910
51-9081	Dental laboratory technicians	#	#	\$19.19	\$39,920	5.8	\$14.00	\$18.34	\$19.80	\$21.26	\$22.13	\$29,130	\$38,140	\$41,180	\$44,220	\$46,040
51-9082	Medical appliance technicians	#	#	\$22.24	\$46,260	17.6	\$13.58	\$16.04	\$21.40	\$27.87	\$33.68	\$28,250	\$33,360	\$44,510	\$57,960	\$70,060
51-9083	Ophthalmic laboratory technicians	#	#	\$17.80	\$37,030	2.1	\$13.78	\$15.83	\$17.76	\$19.91	\$22.64	\$28,660	\$32,930	\$36,940	\$41,420	\$47,090
51-9111	Packaging and filling machine operators and tenders	2,270	37	\$13.05	\$27,140	2.3	\$8.02	\$9.39	\$12.76	\$16.06	\$19.03	\$16,670	\$19,520	\$26,540	\$33,410	\$39,570
51-9121	Coating, painting, and spraying machine setters, operators, and tenders	270	12.2	\$13.46	\$27,990	5.3	\$8.38	\$10.16	\$12.67	\$15.38	\$17.57	\$17,440	\$21,130	\$26,350	\$32,000	\$36,540
51-9122	Painters, transportation equipment	370	18.7	\$22.35	\$46,490	6.6	\$10.30	\$15.17	\$20.66	\$26.87	\$36.72	\$21,420	\$31,560	\$42,970	\$55,890	\$76,390
51-9123	Painting, coating, and decorating workers	370	14.2	\$12.77	\$26,570	1.4	\$9.25	\$10.26	\$12.54	\$14.66	\$17.09	\$19,230	\$21,350	\$26,080	\$30,480	\$35,540
51-9131	Photographic process workers	#	#	\$11.42	\$23,750	11.2	\$7.35	\$8.01	\$9.85	\$13.30	\$17.26	\$15,280	\$16,660	\$20,500	\$27,660	\$35,890
51-9132	Photographic processing machine operators	360	17.6	\$11.98	\$24,920	2.4	\$8.66	\$9.71	\$10.97	\$13.03	\$18.30	\$18,020	\$20,200	\$22,810	\$27,110	\$38,060
51-9191	Cementing and gluing machine operators and tenders	230	23	\$14.62	\$30,420	4.7	\$9.64	\$10.94	\$14.93	\$17.21	\$20.35	\$20,060	\$22,750	\$31,050	\$35,790	\$42,340
51-9193	Cooling and freezing equipment operators and tenders	#	#	\$16.02	\$33,330	3.5	\$14.20	\$14.95	\$16.14	\$17.32	\$19.39	\$29,540	\$31,100	\$33,560	\$36,030	\$40,320
51-9194	Etchers and engravers	#	#	\$13.40	\$27,860	4.3	\$9.86	\$10.80	\$12.93	\$15.91	\$18.29	\$20,520	\$22,460	\$26,890	\$33,090	\$38,050
51-9195	Molders, shapers, and casters, except metal and plastic	#	#	\$11.73	\$24,400	6.3	\$9.30	\$9.87	\$10.80	\$12.74	\$16.49	\$19,350	\$20,520	\$22,450	\$26,500	\$34,290
51-9196	Paper goods machine setters, operators, and tenders	620	11.1	\$16.18	\$33,660	5.5	\$8.66	\$13.52	\$16.58	\$19.64	\$22.02	\$18,010	\$28,120	\$34,480	\$40,860	\$45,800
51-9198	Helpers--production workers	2,300	12.5	\$10.54	\$21,910	2.9	\$7.43	\$8.24	\$9.75	\$12.03	\$15.17	\$15,460	\$17,140	\$20,290	\$25,020	\$31,550
51-9199	Production workers, all other	1,450	26.8	\$13.78	\$28,660	3.8	\$8.49	\$9.52	\$12.14	\$17.25	\$21.80	\$17,650	\$19,800	\$25,240	\$35,870	\$45,350
<b>53-0000</b>	<b>Transportation and Material Moving Occupations</b>	<b>79,960</b>	<b>2.4</b>	<b>\$15.45</b>	<b>\$32,130</b>	<b>3.4</b>	<b>\$7.45</b>	<b>\$9.90</b>	<b>\$13.57</b>	<b>\$18.02</b>	<b>\$23.44</b>	<b>\$15,500</b>	<b>\$20,590</b>	<b>\$28,220</b>	<b>\$37,480</b>	<b>\$48,740</b>
53-1011	Aircraft cargo handling supervisors	60	41	\$21.41	\$44,530	8.8	\$9.96	\$14.81	\$16.80	\$25.43	\$41.63	\$20,710	\$30,810	\$34,940	\$52,900	\$86,590
53-1021	First-line supervisors/managers of helpers, laborers, and material movers, hand	940	7.3	\$21.52	\$44,750	2.6	\$13.28	\$16.11	\$20.33	\$26.24	\$33.03	\$27,610	\$33,500	\$42,280	\$54,590	\$68,710
53-1031	First-line supervisors/managers of transportation and material-moving machine and vehicle operators	2,170	5.4	\$24.38	\$50,720	1.8	\$14.45	\$18.70	\$23.80	\$28.69	\$34.52	\$30,050	\$38,890	\$49,500	\$59,670	\$71,810
53-2012	Commercial pilots	240	18.9	#	\$61,220	7.5	#	#	#	#	#	\$25,520	\$37,420	\$54,480	\$86,980	\$107,950
53-2021	Air traffic controllers	170	10	\$62.37	\$129,740	3.8	\$49.82	\$55.68	\$65.58	#	#	\$103,630	\$115,820	\$136,410	#	#
53-3011	Ambulance drivers and attendants, except emergency medical technicians	40	30.8	\$10.06	\$20,930	3.7	\$7.78	\$9.05	\$10.27	\$11.13	\$11.79	\$16,180	\$18,820	\$21,360	\$23,160	\$24,520
53-3021	Bus drivers, transit and intercity	2,380	31.4	\$14.23	\$29,610	3.4	\$9.74	\$11.38	\$13.98	\$17.34	\$18.98	\$20,250	\$23,670	\$29,070	\$36,070	\$39,480
53-3022	Bus drivers, school	1,990	8.7	\$14.59	\$30,340	3.4	\$11.30	\$12.62	\$14.31	\$16.75	\$18.68	\$23,510	\$26,260	\$29,770	\$34,850	\$38,860
53-3031	Driver/sales workers	4,270	18.3	\$10.90	\$22,670	8.2	\$5.68	\$6.34	\$8.33	\$14.54	\$21.01	\$11,820	\$13,190	\$17,330	\$30,250	\$43,690
53-3032	Truck drivers, heavy and tractor-trailer	12,760	4.7	\$18.54	\$38,560	1.2	\$13.51	\$15.44	\$17.87	\$21.44	\$25.03	\$28,100	\$32,120	\$37,170	\$44,590	\$52,050

# Data unavailable

Occupational Code	Occupational Title	Employment Estimate	Employment Percentage Relative Standard Error	Average Hourly Wage	Average Annual Wage	Wage Percentage Relative Standard Error	10th Percentile (Hourly)	25th Percentile (Hourly)	50th Percentile (Hourly)	75th Percentile (Hourly)	90th Percentile (Hourly)	10th Percentile (Annual)	25th Percentile (Annual)	50th Percentile (Annual)	75th Percentile (Annual)	90th Percentile (Annual)
53-3033	Truck drivers, light or delivery services	10,840	5.8	\$14.82	\$30,820	3.2	\$9.21	\$11.26	\$14.17	\$17.62	\$22.58	\$19,150	\$23,420	\$29,480	\$36,650	\$46,970
53-3041	Taxi drivers and chauffeurs	970	13.9	\$10.73	\$22,320	2.5	\$7.71	\$9.13	\$10.65	\$12.42	\$13.85	\$16,050	\$18,980	\$22,150	\$25,830	\$28,820
53-3099	Motor vehicle operators, all other	1,100	8.6	\$10.43	\$21,690	3.4	\$7.49	\$8.20	\$9.40	\$12.05	\$15.35	\$15,570	\$17,060	\$19,550	\$25,060	\$31,920
53-6021	Parking lot attendants	1,360	24.7	\$9.13	\$18,990	3.3	\$6.20	\$7.46	\$9.03	\$10.69	\$12.18	\$12,900	\$15,510	\$18,780	\$22,230	\$25,330
53-6031	Service station attendants	#	#	\$9.47	\$19,700	4.2	\$6.07	\$7.15	\$8.78	\$10.63	\$14.31	\$12,630	\$14,880	\$18,250	\$22,110	\$29,760
53-6051	Transportation inspectors	150	5.9	\$37.73	\$78,470	3.2	\$21.41	\$26.72	\$40.86	\$47.95	\$55.65	\$44,530	\$55,580	\$84,990	\$99,740	\$115,750
53-7011	Conveyor operators and tenders	260	30.2	\$13.30	\$27,670	6.1	\$9.84	\$10.53	\$11.78	\$15.20	\$19.36	\$20,470	\$21,910	\$24,500	\$31,620	\$40,260
53-7021	Crane and tower operators	120	31.9	\$22.84	\$47,510	7	\$13.44	\$17.44	\$24.70	\$28.19	\$30.41	\$27,950	\$36,280	\$51,390	\$58,640	\$63,260
53-7032	Excavating and loading machine and dragline operators	470	22.4	\$19.57	\$40,720	2.4	\$14.86	\$17.81	\$19.84	\$21.73	\$24.32	\$30,900	\$37,040	\$41,270	\$45,200	\$50,580
53-7051	Industrial truck and tractor operators	6,060	11.1	\$14.39	\$29,930	1.2	\$9.96	\$11.88	\$13.93	\$16.62	\$19.88	\$20,720	\$24,720	\$28,980	\$34,580	\$41,350
53-7061	Cleaners of vehicles and equipment	3,590	8.1	\$10.22	\$21,260	2.7	\$6.16	\$7.58	\$9.80	\$12.28	\$14.96	\$12,810	\$15,760	\$20,390	\$25,540	\$31,110
53-7062	Laborers and freight, stock, and material movers, hand	16,690	5.7	\$12.03	\$25,030	1.9	\$7.60	\$9.25	\$11.22	\$14.23	\$18.08	\$15,810	\$19,240	\$23,330	\$29,600	\$37,600
53-7063	Machine feeders and offbearers	580	16.4	\$10.41	\$21,660	5.7	\$6.11	\$7.33	\$9.83	\$13.01	\$16.00	\$12,700	\$15,240	\$20,450	\$27,060	\$33,270
53-7064	Packers and packagers, hand	5,470	7.2	\$8.98	\$18,680	2	\$5.91	\$6.91	\$7.96	\$10.19	\$14.30	\$12,290	\$14,370	\$16,550	\$21,190	\$29,750
53-7072	Pump operators, except wellhead pumpers	#	#	\$19.02	\$39,560	14	\$9.01	\$13.87	\$19.22	\$24.31	\$27.41	\$18,740	\$28,850	\$39,980	\$50,570	\$57,010
53-7073	Wellhead pumpers	160	32.3	\$21.13	\$43,950	10.3	\$14.03	\$15.95	\$20.29	\$25.72	\$29.37	\$29,180	\$33,170	\$42,200	\$53,490	\$61,090
53-7081	Refuse and recyclable material collectors	1,030	15.9	\$14.89	\$30,970	6.8	\$9.42	\$11.96	\$14.30	\$17.20	\$21.67	\$19,580	\$24,870	\$29,740	\$35,770	\$45,070

# Data unavailable



Occupational Code	Occupational Title	Employment Estimate	Employment Percentage Relative Standard Error	Average Hourly Wage	Average Annual Wage	Wage Percentage Relative Standard Error	10th Percentile (Hourly)	25th Percentile (Hourly)	50th Percentile (Hourly)	75th Percentile (Hourly)	90th Percentile (Hourly)	10th Percentile (Annual)	25th Percentile (Annual)	50th Percentile (Annual)	75th Percentile (Annual)	90th Percentile (Annual)
<b>00-0000</b>	<b>Total All Occupations</b>	<b>125,710</b>	<b>1.37</b>	<b>\$18.40</b>	<b>\$38,271</b>	<b>1.85</b>	<b>\$7.49</b>	<b>\$9.89</b>	<b>\$14.84</b>	<b>\$22.79</b>	<b>\$33.94</b>	<b>\$15,590</b>	<b>\$20,575</b>	<b>\$30,877</b>	<b>\$47,401</b>	<b>\$70,602</b>
<b>11-0000</b>	<b>Management Occupations</b>	<b>5,820</b>	<b>3.7</b>	<b>\$39.35</b>	<b>\$81,840</b>	<b>2.3</b>	<b>\$16.37</b>	<b>\$22.61</b>	<b>\$35.98</b>	<b>\$50.02</b>	<b>\$69.43</b>	<b>\$34,040</b>	<b>\$47,030</b>	<b>\$74,840</b>	<b>\$104,040</b>	<b>\$144,420</b>
11-1011	Chief executives	80	11.1	\$74.07	\$154,060	5.7	\$40.81	\$51.89	#	#	#	\$84,880	\$107,920	#	#	#
11-1021	General and operations managers	2,190	6.4	\$39.03	\$81,190	2.4	\$15.12	\$20.35	\$32.94	\$50.96	#	\$31,460	\$42,330	\$68,520	\$105,990	#
11-2011	Advertising and promotions managers	40	18.7	\$20.76	\$43,180	6.7	\$12.06	\$13.34	\$18.73	\$25.11	\$32.45	\$25,090	\$27,740	\$38,950	\$52,230	\$67,500
11-2021	Marketing managers	190	7.4	\$35.70	\$74,250	4.5	\$20.21	\$25.07	\$31.93	\$43.65	\$57.34	\$42,040	\$52,140	\$66,420	\$90,800	\$119,270
11-2022	Sales managers	180	9.6	\$47.43	\$98,650	6.4	\$22.68	\$27.25	\$41.44	\$62.34	#	\$47,180	\$56,670	\$86,190	\$129,670	#
11-2031	Public relations managers	50	9.8	\$44.02	\$91,560	5.7	\$20.74	\$33.99	\$44.79	\$56.15	\$67.54	\$43,140	\$70,690	\$93,160	\$116,790	\$140,480
11-3011	Administrative services managers	110	11.4	\$30.54	\$63,520	3.1	\$18.98	\$21.83	\$29.13	\$38.86	\$45.99	\$39,480	\$45,410	\$60,590	\$80,830	\$95,670
11-3021	Computer and information systems managers	160	12.7	\$48.48	\$100,830	3.1	\$28.47	\$38.46	\$45.83	\$57.18	#	\$59,210	\$80,000	\$95,330	\$118,930	#
11-3031	Financial managers	190	8.3	\$49.31	\$102,570	3.5	\$23.18	\$34.69	\$47.30	\$64.57	#	\$48,210	\$72,150	\$98,390	\$134,310	#
11-3041	Compensation and benefits managers	30	20.1	\$39.90	\$82,980	11.9	\$19.81	\$22.77	\$27.54	\$43.26	#	\$41,200	\$47,360	\$57,290	\$89,970	#
11-3042	Training and development managers	#	#	\$31.38	\$65,270	18.5	\$12.21	\$13.80	\$33.88	\$42.07	\$49.34	\$25,400	\$28,700	\$70,460	\$87,510	\$102,630
11-3049	Human resources managers, all other	40	17.9	\$41.04	\$85,370	4.3	\$25.07	\$29.18	\$39.85	\$47.51	\$59.94	\$52,150	\$60,690	\$82,890	\$98,820	\$124,680
11-3051	Industrial production managers	120	20.5	\$36.37	\$75,640	4.4	\$20.91	\$27.76	\$32.72	\$41.98	\$61.62	\$43,490	\$57,730	\$68,060	\$87,320	\$128,170
11-3061	Purchasing managers	40	14.2	\$38.59	\$80,260	5.2	\$22.70	\$27.68	\$38.76	\$50.00	\$58.67	\$47,210	\$57,580	\$80,620	\$104,010	\$122,040
11-3071	Transportation, storage, and distribution managers	50	8.8	\$34.07	\$70,870	5.2	\$23.52	\$25.85	\$32.89	\$42.28	\$49.50	\$48,920	\$53,760	\$68,400	\$87,940	\$102,960
11-9021	Construction managers	300	33.6	\$36.44	\$75,800	9.9	\$21.34	\$24.46	\$33.26	\$44.88	\$50.53	\$44,390	\$50,880	\$69,190	\$93,350	\$105,110
11-9031	Education administrators, preschool and child care center/program	50	15.6	\$18.06	\$37,560	10	\$12.28	\$13.53	\$16.58	\$20.87	\$25.70	\$25,540	\$28,150	\$34,480	\$43,400	\$53,460
11-9039	Education administrators, all other	40	22.1	\$31.44	\$65,400	7.1	\$17.79	\$19.49	\$28.24	\$42.42	\$48.25	\$37,000	\$40,540	\$58,730	\$88,230	\$100,350
11-9041	Engineering managers	290	8.9	\$47.70	\$99,220	3.9	\$32.70	\$39.06	\$44.96	\$54.61	\$66.83	\$68,020	\$81,250	\$93,520	\$113,590	\$139,010
11-9051	Food service managers	300	19.1	\$19.02	\$39,570	5.1	\$12.18	\$13.84	\$18.20	\$21.80	\$29.10	\$25,330	\$28,780	\$37,860	\$45,330	\$60,530
11-9081	Lodging managers	60	38.4	\$24.71	\$51,400	20.1	\$12.61	\$14.11	\$16.80	\$40.29	\$46.99	\$26,220	\$29,340	\$34,930	\$83,800	\$97,740
11-9111	Medical and health services managers	170	11.5	\$45.68	\$95,010	4	\$26.54	\$35.15	\$45.31	\$54.48	\$62.62	\$55,200	\$73,100	\$94,240	\$113,310	\$130,240
11-9121	Natural sciences managers	180	3.1	\$52.41	\$109,020	3.4	\$37.93	\$42.85	\$49.48	\$59.63	#	\$78,890	\$89,120	\$102,930	\$124,020	#
11-9141	Property, real estate, and community association managers	180	20.6	\$24.50	\$50,970	10.6	\$13.80	\$17.03	\$20.51	\$24.95	\$43.15	\$28,710	\$35,430	\$42,660	\$51,890	\$89,750
11-9151	Social and community service managers	110	26.2	\$27.87	\$57,960	4.4	\$15.05	\$20.01	\$25.77	\$37.86	\$43.05	\$31,310	\$41,620	\$53,600	\$78,750	\$89,540
11-9199	Managers, all other	360	8.4	\$48.05	\$99,930	3	\$25.96	\$35.37	\$44.44	\$58.50	#	\$53,990	\$73,580	\$92,430	\$121,690	#
<b>13-0000</b>	<b>Business and Financial Operations Occupations</b>	<b>5,200</b>	<b>5</b>	<b>\$27.66</b>	<b>\$57,530</b>	<b>2.7</b>	<b>\$14.07</b>	<b>\$18.86</b>	<b>\$24.93</b>	<b>\$33.54</b>	<b>\$44.10</b>	<b>\$29,260</b>	<b>\$39,230</b>	<b>\$51,850</b>	<b>\$69,760</b>	<b>\$91,720</b>
13-1022	Wholesale and retail buyers, except farm products	160	26.3	\$16.34	\$33,990	8.5	\$9.45	\$10.61	\$13.66	\$21.15	\$26.86	\$19,660	\$22,080	\$28,410	\$43,990	\$55,880

# Data unavailable

Occupational Code	Occupational Title	Employment Estimate	Employment Percentage Relative Standard Error	Average Hourly Wage	Average Annual Wage	Wage Percentage Relative Standard Error	10th Percentile (Hourly)	25th Percentile (Hourly)	50th Percentile (Hourly)	75th Percentile (Hourly)	90th Percentile (Hourly)	10th Percentile (Annual)	25th Percentile (Annual)	50th Percentile (Annual)	75th Percentile (Annual)	90th Percentile (Annual)
13-1023	Purchasing agents, except wholesale, retail, and farm products	340	10.7	\$25.03	\$52,060	2.3	\$16.56	\$19.67	\$23.58	\$30.16	\$36.51	\$34,430	\$40,900	\$49,040	\$62,740	\$75,950
13-1031	Claims adjusters, examiners, and investigators	70	32.1	\$22.82	\$47,460	10.8	\$11.08	\$15.96	\$23.46	\$28.05	\$35.13	\$23,050	\$33,200	\$48,790	\$58,340	\$73,060
13-1041	Compliance officers, except agriculture, construction, health and safety, and transportation	110	15.2	\$26.70	\$55,530	4	\$15.23	\$18.68	\$23.97	\$32.47	\$46.07	\$31,690	\$38,860	\$49,850	\$67,540	\$95,820
13-1051	Cost estimators	410	20.1	\$29.81	\$62,010	3.6	\$14.24	\$22.58	\$31.09	\$38.23	\$43.16	\$29,630	\$46,970	\$64,680	\$79,520	\$89,760
13-1071	Employment, recruitment, and placement specialists	60	15.3	\$25.52	\$53,090	15.5	\$12.66	\$14.70	\$17.86	\$26.68	\$46.23	\$26,320	\$30,570	\$37,160	\$55,490	\$96,160
13-1072	Compensation, benefits, and job analysis specialists	110	15.6	\$23.05	\$47,940	6.8	\$12.54	\$17.61	\$20.99	\$27.66	\$34.94	\$26,080	\$36,620	\$43,660	\$57,540	\$72,670
13-1073	Training and development specialists	150	13.9	\$22.97	\$47,770	2.6	\$14.92	\$18.02	\$22.41	\$27.14	\$33.24	\$31,030	\$37,470	\$46,600	\$56,440	\$69,150
13-1079	Human resources, training, and labor relations specialists, all other	130	10.7	\$27.78	\$57,790	2.3	\$17.73	\$21.61	\$26.72	\$33.64	\$41.52	\$36,870	\$44,940	\$55,570	\$69,970	\$86,370
13-1111	Management analysts	220	26.3	\$37.97	\$78,970	6.2	\$23.09	\$27.60	\$35.20	\$44.66	\$51.28	\$48,020	\$57,400	\$73,220	\$92,890	\$106,660
13-1121	Meeting and convention planners	80	10.2	\$20.04	\$41,690	6	\$12.68	\$14.86	\$19.29	\$24.75	\$29.90	\$26,380	\$30,910	\$40,130	\$51,480	\$62,200
13-1199	Business operations specialists, all other	1,490	8.2	\$25.64	\$53,320	4.8	\$11.78	\$16.88	\$23.74	\$31.92	\$42.33	\$24,500	\$35,100	\$49,380	\$66,390	\$88,040
13-2011	Accountants and auditors	980	6.5	\$27.48	\$57,170	2.8	\$16.81	\$20.50	\$24.70	\$32.38	\$41.64	\$34,960	\$42,630	\$51,380	\$67,360	\$86,620
13-2031	Budget analysts	50	10.8	\$30.74	\$63,930	2.3	\$22.33	\$25.85	\$30.42	\$36.22	\$41.52	\$46,440	\$53,760	\$63,270	\$75,330	\$86,360
13-2051	Financial analysts	80	23.3	\$33.99	\$70,710	5.5	\$19.68	\$25.61	\$30.69	\$39.91	\$51.30	\$40,940	\$53,280	\$63,830	\$83,020	\$106,710
13-2052	Personal financial advisors	110	38.2	\$43.26	\$89,980	13.2	\$14.13	\$17.99	\$26.82	\$61.38	#	\$29,380	\$37,420	\$55,770	\$127,660	#
13-2072	Loan officers	340	20.6	\$39.58	\$82,330	15.7	\$17.95	\$23.54	\$31.47	\$48.06	#	\$37,350	\$48,960	\$65,470	\$99,970	#
13-2082	Tax preparers	#	#	\$17.08	\$35,530	23.3	\$9.60	\$10.52	\$16.22	\$23.86	\$26.71	\$19,970	\$21,880	\$33,740	\$49,620	\$55,560
13-2099	Financial specialists, all other	100	39	\$25.10	\$52,210	2.4	\$18.42	\$20.79	\$23.67	\$29.04	\$35.21	\$38,320	\$43,250	\$49,240	\$60,400	\$73,230
<b>15-0000</b>	<b>Computer and Mathematical Occupations</b>	<b>3,020</b>	<b>6.8</b>	<b>\$31.06</b>	<b>\$64,600</b>	<b>3.2</b>	<b>\$14.80</b>	<b>\$20.30</b>	<b>\$29.69</b>	<b>\$41.40</b>	<b>\$49.73</b>	<b>\$30,790</b>	<b>\$42,220</b>	<b>\$61,760</b>	<b>\$86,120</b>	<b>\$103,440</b>
15-1021	Computer programmers	250	21.7	\$26.18	\$54,460	4	\$14.34	\$17.06	\$24.44	\$34.04	\$42.71	\$29,820	\$35,480	\$50,830	\$70,810	\$88,840
15-1031	Computer software engineers, applications	350	13.8	\$39.99	\$83,180	2.8	\$26.92	\$31.88	\$39.10	\$46.22	\$56.15	\$55,990	\$66,310	\$81,330	\$96,140	\$116,780
15-1032	Computer software engineers, systems software	430	12.3	\$42.54	\$88,470	3.7	\$24.81	\$36.53	\$43.64	\$52.26	\$58.67	\$51,610	\$75,990	\$90,760	\$108,690	\$122,040
15-1041	Computer support specialists	870	13.2	\$20.66	\$42,980	5.1	\$11.19	\$14.48	\$18.58	\$24.66	\$34.30	\$23,270	\$30,120	\$38,660	\$51,300	\$71,350
15-1051	Computer systems analysts	#	#	\$32.23	\$67,030	1.8	\$22.97	\$26.47	\$31.09	\$38.64	\$44.01	\$47,780	\$55,060	\$64,660	\$80,370	\$91,540
15-1061	Database administrators	#	#	\$32.52	\$67,650	3.3	\$19.21	\$24.25	\$32.56	\$41.54	\$45.84	\$39,950	\$50,430	\$67,730	\$86,410	\$95,350
15-1071	Network and computer systems administrators	340	17.9	\$31.66	\$65,850	7.7	\$18.38	\$22.11	\$28.97	\$39.19	\$52.10	\$38,220	\$45,980	\$60,250	\$81,520	\$108,380
15-1081	Network systems and data communications analysts	90	25	\$26.79	\$55,730	3.5	\$16.22	\$22.86	\$25.87	\$30.53	\$39.25	\$33,740	\$47,560	\$53,810	\$63,510	\$81,640
15-1099	Computer specialists, all other	400	6.2	\$34.48	\$71,720	7.2	\$21.25	\$27.45	\$34.99	\$42.71	\$48.04	\$44,190	\$57,100	\$72,780	\$88,840	\$99,920
15-2031	Operations research analysts	#	#	\$38.34	\$79,750	2.9	\$29.67	\$33.54	\$38.93	\$43.88	\$48.36	\$61,710	\$69,760	\$80,970	\$91,270	\$100,590
15-2041	Statisticians	30	0	\$43.51	\$90,500	2.1	\$32.09	\$37.54	\$43.47	\$50.80	\$59.06	\$66,750	\$78,080	\$90,420	\$105,660	\$122,850

# Data unavailable

Occupational Code	Occupational Title	Employment Estimate	Employment Percentage Relative Standard Error	Average Hourly Wage	Average Annual Wage	Wage Percentage Relative Standard Error	10th Percentile (Hourly)	25th Percentile (Hourly)	50th Percentile (Hourly)	75th Percentile (Hourly)	90th Percentile (Hourly)	10th Percentile (Annual)	25th Percentile (Annual)	50th Percentile (Annual)	75th Percentile (Annual)	90th Percentile (Annual)
<b>17-0000</b>	<b>Architecture and Engineering Occupations</b>	<b>4,280</b>	<b>10.8</b>	<b>\$31.03</b>	<b>\$64,540</b>	<b>2.5</b>	<b>\$16.11</b>	<b>\$20.98</b>	<b>\$28.46</b>	<b>\$39.66</b>	<b>\$51.25</b>	<b>\$33,510</b>	<b>\$43,640</b>	<b>\$59,200</b>	<b>\$82,490</b>	<b>\$106,600</b>
17-1011	Architects, except landscape and naval	130	22.2	\$27.77	\$57,760	11.8	\$15.32	\$17.13	\$25.69	\$34.79	\$47.56	\$31,860	\$35,630	\$53,430	\$72,360	\$98,930
17-1012	Landscape architects	#	#	\$26.46	\$55,040	2.5	\$15.06	\$18.47	\$24.78	\$30.76	\$44.18	\$31,320	\$38,410	\$51,530	\$63,990	\$91,890
17-1021	Cartographers and photogrammetrists	120	18	\$18.44	\$38,360	8.5	\$11.43	\$13.00	\$16.11	\$22.29	\$30.44	\$23,780	\$27,040	\$33,500	\$46,370	\$63,310
17-1022	Surveyors	80	19.1	\$23.75	\$49,410	6.2	\$15.38	\$17.90	\$23.68	\$27.84	\$34.23	\$32,000	\$37,230	\$49,260	\$57,910	\$71,210
17-2021	Agricultural engineers	40	41.9	\$34.08	\$70,880	10.6	\$20.17	\$23.51	\$35.33	\$44.07	\$47.71	\$41,950	\$48,890	\$73,500	\$91,670	\$99,230
17-2041	Chemical engineers	#	#	\$56.97	\$118,510	11.2	\$16.22	\$61.04	\$65.77	#	#	\$33,730	\$126,960	\$136,800	#	#
17-2051	Civil engineers	470	14.5	\$31.85	\$66,240	2.3	\$21.16	\$24.62	\$30.72	\$38.56	\$45.15	\$44,020	\$51,200	\$63,890	\$80,210	\$93,920
17-2071	Electrical engineers	#	#	\$34.12	\$70,960	3.7	\$21.59	\$26.35	\$33.56	\$41.88	\$48.21	\$44,910	\$54,820	\$69,800	\$87,100	\$100,280
17-2072	Electronics engineers, except computer	310	45	\$41.34	\$86,000	1.9	\$26.50	\$32.28	\$40.66	\$50.15	\$59.59	\$55,130	\$67,150	\$84,580	\$104,310	\$123,950
17-2081	Environmental engineers	110	36.2	\$38.21	\$79,470	15.1	\$18.38	\$22.91	\$33.01	\$51.49	\$62.71	\$38,230	\$47,640	\$68,650	\$107,100	\$130,440
17-2112	Industrial engineers	340	16.6	\$33.68	\$70,060	4.3	\$19.12	\$26.16	\$32.79	\$41.76	\$52.30	\$39,780	\$54,410	\$68,200	\$86,860	\$108,790
17-2141	Mechanical engineers	310	19.7	\$34.46	\$71,680	2.7	\$20.00	\$24.82	\$35.45	\$42.71	\$49.58	\$41,600	\$51,630	\$73,740	\$88,830	\$103,120
17-2199	Engineers, all other	60	20.9	\$41.06	\$85,400	4	\$24.92	\$31.71	\$40.37	\$49.60	\$60.70	\$51,840	\$65,960	\$83,980	\$103,160	\$126,250
17-3011	Architectural and civil drafters	160	24.4	\$22.09	\$45,950	3.8	\$15.56	\$18.78	\$22.50	\$25.99	\$28.51	\$32,360	\$39,060	\$46,790	\$54,070	\$59,290
17-3012	Electrical and electronics drafters	90	32.9	\$25.20	\$52,420	2.1	\$17.52	\$20.02	\$23.04	\$30.10	\$36.71	\$36,430	\$41,650	\$47,920	\$62,610	\$76,350
17-3013	Mechanical drafters	#	#	\$19.36	\$40,260	2.9	\$14.89	\$16.34	\$18.51	\$21.36	\$25.68	\$30,970	\$33,980	\$38,500	\$44,440	\$53,410
17-3022	Civil engineering technicians	170	13.9	\$19.67	\$40,920	5.1	\$11.37	\$13.63	\$18.33	\$23.75	\$31.22	\$23,650	\$28,340	\$38,120	\$49,390	\$64,930
17-3023	Electrical and electronic engineering technicians	410	17.6	\$22.67	\$47,150	3.2	\$14.90	\$18.00	\$21.72	\$27.14	\$32.86	\$30,980	\$37,450	\$45,180	\$56,450	\$68,350
17-3024	Electro-mechanical technicians	30	11.8	\$22.27	\$46,330	2.2	\$16.49	\$19.06	\$21.77	\$25.41	\$28.72	\$34,310	\$39,640	\$45,280	\$52,860	\$59,730
17-3026	Industrial engineering technicians	170	7.6	\$24.71	\$51,400	3.6	\$17.02	\$20.16	\$23.37	\$28.01	\$33.53	\$35,400	\$41,930	\$48,610	\$58,270	\$69,740
17-3027	Mechanical engineering technicians	50	36.7	\$19.20	\$39,940	3.4	\$12.15	\$13.48	\$18.66	\$24.86	\$27.38	\$25,280	\$28,040	\$38,820	\$51,720	\$56,940
17-3029	Engineering technicians, except drafters, all other	130	30.5	\$22.60	\$47,000	1.8	\$13.57	\$19.10	\$22.09	\$26.49	\$31.04	\$28,220	\$39,730	\$45,950	\$55,110	\$64,560
17-3031	Surveying and mapping technicians	80	25.5	\$16.62	\$34,570	2.9	\$12.16	\$13.35	\$16.49	\$19.17	\$22.02	\$25,300	\$27,770	\$34,300	\$39,880	\$45,800
<b>19-0000</b>	<b>Life, Physical, and Social Science Occupations</b>	<b>2,880</b>	<b>4.3</b>	<b>\$25.77</b>	<b>\$53,610</b>	<b>2.3</b>	<b>\$13.78</b>	<b>\$17.08</b>	<b>\$23.81</b>	<b>\$31.66</b>	<b>\$41.67</b>	<b>\$28,670</b>	<b>\$35,520</b>	<b>\$49,520</b>	<b>\$65,860</b>	<b>\$86,680</b>
19-1013	Soil and plant scientists	80	12.4	\$33.52	\$69,730	2.4	\$22.68	\$26.57	\$31.48	\$39.18	\$48.88	\$47,180	\$55,260	\$65,470	\$81,490	\$101,660
19-1021	Biochemists and biophysicists	#	#	\$30.14	\$62,690	3.1	\$21.27	\$25.95	\$30.21	\$35.76	\$39.30	\$44,250	\$53,980	\$62,840	\$74,380	\$81,740
19-1022	Microbiologists	80	0	\$31.65	\$65,830	1.4	\$18.11	\$21.38	\$27.54	\$40.30	\$54.48	\$37,670	\$44,470	\$57,290	\$83,810	\$113,320
19-1029	Biological scientists, all other	130	0	\$31.90	\$66,350	1.4	\$20.61	\$24.70	\$30.21	\$36.91	\$45.48	\$42,880	\$51,380	\$62,840	\$76,770	\$94,590
19-1031	Conservation scientists	40	4.1	\$37.20	\$77,380	3	\$24.38	\$29.24	\$36.44	\$45.43	\$55.07	\$50,700	\$60,820	\$75,800	\$94,490	\$114,540
19-1042	Medical scientists, except epidemiologists	60	22.8	\$34.75	\$72,270	2.4	\$24.29	\$26.41	\$32.70	\$39.30	\$53.44	\$50,520	\$54,940	\$68,020	\$81,750	\$111,160
19-2031	Chemists	#	#	\$32.12	\$66,810	1.6	\$22.62	\$25.33	\$30.46	\$38.02	\$47.99	\$47,050	\$52,690	\$63,360	\$79,080	\$99,820

# Data unavailable

Occupational Code	Occupational Title	Employment Estimate	Employment Percentage Relative Standard Error	Average Hourly Wage	Average Annual Wage	Wage Percentage Relative Standard Error	10th Percentile (Hourly)	25th Percentile (Hourly)	50th Percentile (Hourly)	75th Percentile (Hourly)	90th Percentile (Hourly)	10th Percentile (Annual)	25th Percentile (Annual)	50th Percentile (Annual)	75th Percentile (Annual)	90th Percentile (Annual)
19-2041	Environmental scientists and specialists, including health	90	33	\$34.66	\$72,100	5.2	\$20.40	\$24.97	\$33.48	\$43.23	\$52.79	\$42,420	\$51,940	\$69,640	\$89,920	\$109,810
19-2042	Geoscientists, except hydrologists and geographers	#	#	\$30.94	\$64,360	7.5	\$25.25	\$26.77	\$29.31	\$33.99	\$43.20	\$52,530	\$55,670	\$60,960	\$70,700	\$89,860
19-2043	Hydrologists	60	37.4	\$41.42	\$86,150	23.4	\$23.41	\$29.65	\$36.27	\$44.46	#	\$48,700	\$61,680	\$75,450	\$92,480	#
19-3021	Market research analysts	160	24.4	\$26.58	\$55,280	7.6	\$14.60	\$17.00	\$23.85	\$32.03	\$44.58	\$30,360	\$35,360	\$49,620	\$66,620	\$92,730
19-3031	Clinical, counseling, and school psychologists	100	17.6	\$33.51	\$69,710	4.3	\$21.66	\$26.64	\$32.40	\$38.71	\$47.06	\$45,060	\$55,410	\$67,380	\$80,520	\$97,890
19-3051	Urban and regional planners	70	19	\$31.98	\$66,510	3.3	\$23.16	\$26.37	\$31.32	\$38.03	\$43.42	\$48,180	\$54,850	\$65,150	\$79,100	\$90,300
19-4021	Biological technicians	620	7.1	\$17.73	\$36,880	3.1	\$12.48	\$14.23	\$16.66	\$20.62	\$25.61	\$25,950	\$29,590	\$34,650	\$42,880	\$53,280
19-4031	Chemical technicians	140	25.6	\$19.71	\$40,990	3.7	\$12.48	\$15.27	\$19.49	\$23.99	\$27.39	\$25,950	\$31,770	\$40,540	\$49,900	\$56,980
19-4093	Forest and conservation technicians	140	0	\$16.20	\$33,700	2.3	\$12.03	\$13.04	\$14.69	\$18.67	\$23.72	\$25,010	\$27,120	\$30,550	\$38,840	\$49,340
<b>21-0000</b>	<b>Community and Social Services Occupations</b>	<b>1,460</b>	<b>7</b>	<b>\$19.94</b>	<b>\$41,480</b>	<b>4.4</b>	<b>\$10.91</b>	<b>\$13.68</b>	<b>\$18.12</b>	<b>\$24.65</b>	<b>\$29.09</b>	<b>\$22,680</b>	<b>\$28,460</b>	<b>\$37,690</b>	<b>\$51,280</b>	<b>\$60,510</b>
21-1011	Substance abuse and behavioral disorder counselors	30	48.6	\$17.85	\$37,120	7.5	\$13.11	\$14.91	\$16.53	\$18.15	\$21.38	\$27,270	\$31,010	\$34,370	\$37,760	\$44,470
21-1012	Educational, vocational, and school counselors	250	8.2	\$22.28	\$46,350	2.3	\$16.09	\$18.29	\$22.06	\$26.05	\$29.21	\$33,470	\$38,050	\$45,880	\$54,180	\$60,750
21-1015	Rehabilitation counselors	#	#	\$19.93	\$41,450	4.3	\$12.97	\$14.50	\$16.38	\$21.73	\$30.56	\$26,970	\$30,160	\$34,060	\$45,190	\$63,560
21-1022	Medical and public health social workers	70	11	\$23.04	\$47,930	2.7	\$15.58	\$19.75	\$23.98	\$26.97	\$28.88	\$32,400	\$41,080	\$49,870	\$56,090	\$60,060
21-1023	Mental health and substance abuse social workers	200	37.8	\$14.96	\$31,110	6.9	\$9.75	\$11.05	\$13.71	\$17.23	\$22.96	\$20,280	\$22,970	\$28,520	\$35,840	\$47,760
21-1093	Social and human service assistants	190	16.3	\$12.88	\$26,780	2.8	\$9.49	\$10.46	\$12.32	\$14.42	\$17.67	\$19,740	\$21,760	\$25,630	\$29,980	\$36,760
21-1099	Community and social service specialists, all other	110	16.7	\$27.86	\$57,960	19.9	\$13.34	\$16.12	\$20.22	\$25.04	#	\$27,750	\$33,530	\$42,060	\$52,090	#
<b>23-0000</b>	<b>Legal Occupations</b>	<b>490</b>	<b>21.3</b>	<b>\$28.86</b>	<b>\$60,030</b>	<b>10.2</b>	<b>\$13.77</b>	<b>\$18.00</b>	<b>\$25.67</b>	<b>\$35.21</b>	<b>\$50.44</b>	<b>\$28,640</b>	<b>\$37,450</b>	<b>\$53,400</b>	<b>\$73,240</b>	<b>\$104,910</b>
23-1011	Lawyers	180	18.2	\$40.53	\$84,290	10	\$24.03	\$28.95	\$36.23	\$48.27	\$63.28	\$49,990	\$60,220	\$75,360	\$100,390	\$131,620
23-2011	Paralegals and legal assistants	#	#	\$17.38	\$36,150	22.8	\$8.32	\$12.05	\$16.57	\$19.14	\$33.40	\$17,310	\$25,070	\$34,460	\$39,810	\$69,480
23-2093	Title examiners, abstractors, and searchers	#	#	\$23.05	\$47,940	7.4	\$14.67	\$18.04	\$25.19	\$28.31	\$30.31	\$30,520	\$37,530	\$52,390	\$58,890	\$63,050
<b>25-0000</b>	<b>Education, Training, and Library Occupations</b>	<b>7,830</b>	<b>4.3</b>	<b>\$21.96</b>	<b>\$45,670</b>	<b>7</b>	<b>\$10.00</b>	<b>\$13.55</b>	<b>\$19.37</b>	<b>\$26.83</b>	<b>\$36.99</b>	<b>\$20,800</b>	<b>\$28,180</b>	<b>\$40,300</b>	<b>\$55,810</b>	<b>\$76,940</b>
25-1011	Business teachers, postsecondary	180	29.1	#	\$75,030	6.3	#	#	#	#	#	\$33,720	\$43,470	\$68,920	\$99,800	\$124,480
25-1022	Mathematical science teachers, postsecondary	100	41.7	#	\$80,770	3.5	#	#	#	#	#	\$34,070	\$48,240	\$71,420	\$99,130	#
25-1063	Economics teachers, postsecondary	50	42.4	#	\$68,050	8.1	#	#	#	#	#	\$25,860	\$35,980	\$65,650	\$82,520	\$131,370
25-1066	Psychology teachers, postsecondary	60	40.8	#	\$73,930	2.9	#	#	#	#	#	\$40,940	\$53,890	\$69,080	\$87,060	\$115,210
25-1194	Vocational education teachers, postsecondary	80	34.4	\$16.81	\$34,960	14.6	\$10.46	\$12.17	\$14.12	\$17.60	\$27.44	\$21,750	\$25,310	\$29,360	\$36,610	\$57,070
25-2011	Preschool teachers, except special education	650	11.4	\$11.81	\$24,560	3.9	\$8.23	\$9.41	\$10.73	\$12.41	\$17.72	\$17,130	\$19,570	\$22,320	\$25,820	\$36,860
25-3021	Self-enrichment education teachers	310	11.3	\$13.91	\$28,940	7.5	\$9.06	\$10.41	\$12.99	\$17.31	\$20.92	\$18,850	\$21,660	\$27,030	\$36,000	\$43,510
25-4021	Librarians	210	30	\$26.25	\$54,600	4.6	\$17.88	\$21.00	\$24.03	\$32.34	\$38.51	\$37,190	\$43,690	\$49,980	\$67,260	\$80,110
25-4031	Library technicians	180	36.6	\$14.24	\$29,620	2.3	\$11.00	\$12.54	\$13.78	\$15.02	\$18.94	\$22,870	\$26,080	\$28,660	\$31,240	\$39,390

# Data unavailable

Occupational Code	Occupational Title	Employment Estimate	Employment Percentage Relative Standard Error	Average Hourly Wage	Average Annual Wage	Wage Percentage Relative Standard Error	10th Percentile (Hourly)	25th Percentile (Hourly)	50th Percentile (Hourly)	75th Percentile (Hourly)	90th Percentile (Hourly)	10th Percentile (Annual)	25th Percentile (Annual)	50th Percentile (Annual)	75th Percentile (Annual)	90th Percentile (Annual)
25-9099	Education, training, and library workers, all other	#	#	\$24.54	\$51,050	2.8	\$14.29	\$23.14	\$25.91	\$28.66	\$32.84	\$29,720	\$48,140	\$53,900	\$59,620	\$68,300
<b>27-0000</b>	<b>Arts, Design, Entertainment, Sports, and Media Occupations</b>	<b>1,790</b>	<b>8.4</b>	<b>\$18.28</b>	<b>\$38,020</b>	<b>3.4</b>	<b>\$7.69</b>	<b>\$11.23</b>	<b>\$15.21</b>	<b>\$23.64</b>	<b>\$32.42</b>	<b>\$16,000</b>	<b>\$23,360</b>	<b>\$31,640</b>	<b>\$49,170</b>	<b>\$67,440</b>
27-1011	Art directors	60	21.8	\$24.30	\$50,540	11.5	\$14.17	\$16.27	\$20.90	\$28.84	\$47.73	\$29,460	\$33,840	\$43,470	\$59,990	\$99,280
27-1023	Floral designers	60	31.3	\$9.82	\$20,430	7.7	\$6.22	\$7.49	\$9.95	\$11.46	\$13.56	\$12,930	\$15,580	\$20,700	\$23,840	\$28,210
27-1024	Graphic designers	220	26.7	\$17.77	\$36,960	4.8	\$10.60	\$12.54	\$15.45	\$21.20	\$28.96	\$22,040	\$26,070	\$32,130	\$44,100	\$60,230
27-1025	Interior designers	90	31.4	\$16.38	\$34,060	7	\$11.97	\$12.81	\$14.22	\$18.64	\$23.82	\$24,900	\$26,640	\$29,590	\$38,760	\$49,540
27-1026	Merchandise displayers and window trimmers	30	19.7	\$11.57	\$24,060	7.1	\$7.74	\$8.54	\$9.89	\$15.17	\$17.17	\$16,100	\$17,750	\$20,570	\$31,550	\$35,700
27-2022	Coaches and scouts	130	18	#	\$43,680	9.5	#	#	#	#	#	\$19,820	\$21,620	\$26,000	\$63,350	\$90,690
27-3031	Public relations specialists	230	14.4	\$23.37	\$48,610	4.8	\$13.68	\$16.34	\$21.00	\$27.87	\$39.17	\$28,460	\$33,990	\$43,680	\$57,960	\$81,470
27-3041	Editors	110	26.7	\$23.00	\$47,850	5.1	\$12.97	\$16.11	\$21.88	\$28.70	\$35.08	\$26,990	\$33,510	\$45,520	\$59,700	\$72,970
27-3042	Technical writers	80	24.2	\$25.73	\$53,530	2.6	\$15.67	\$23.05	\$26.24	\$29.38	\$35.18	\$32,590	\$47,950	\$54,590	\$61,110	\$73,170
27-3043	Writers and authors	#	#	\$24.18	\$50,300	5.6	\$12.18	\$16.68	\$25.52	\$28.95	\$35.41	\$25,320	\$34,700	\$53,080	\$60,220	\$73,660
27-3091	Interpreters and translators	40	4.7	\$20.69	\$43,040	9.6	\$12.04	\$15.20	\$17.07	\$20.57	\$45.33	\$25,030	\$31,610	\$35,500	\$42,780	\$94,280
27-3099	Media and communication workers, all other	40	26.5	\$24.17	\$50,270	4.8	\$14.85	\$18.84	\$24.49	\$27.61	\$32.10	\$30,890	\$39,190	\$50,930	\$57,420	\$66,770
27-4021	Photographers	70	18.6	\$15.60	\$32,450	13.6	\$6.69	\$12.46	\$14.50	\$17.72	\$26.23	\$13,920	\$25,910	\$30,160	\$36,850	\$54,560
<b>29-0000</b>	<b>Healthcare Practitioners and Technical Occupations</b>	<b>5,990</b>	<b>8.2</b>	<b>\$28.78</b>	<b>\$59,860</b>	<b>4.5</b>	<b>\$13.84</b>	<b>\$18.32</b>	<b>\$25.21</b>	<b>\$31.29</b>	<b>\$43.12</b>	<b>\$28,780</b>	<b>\$38,100</b>	<b>\$52,440</b>	<b>\$65,090</b>	<b>\$89,700</b>
29-1021	Dentists, general	110	28.9	#	#	#	#	#	#	#	#	#	#	#	#	#
29-1031	Dietitians and nutritionists	#	#	\$23.98	\$49,880	4.6	\$15.44	\$19.85	\$23.79	\$29.21	\$34.06	\$32,120	\$41,280	\$49,480	\$60,770	\$70,840
29-1041	Optometrists	40	39	\$26.66	\$55,460	17.9	\$15.63	\$17.53	\$27.66	\$30.80	\$40.12	\$32,500	\$36,460	\$57,530	\$64,060	\$83,450
29-1051	Pharmacists	170	8.6	\$45.28	\$94,180	6.7	\$34.78	\$40.04	\$44.32	\$49.99	\$56.91	\$72,340	\$83,290	\$92,180	\$103,980	\$118,370
29-1062	Family and general practitioners	150	28.2	\$48.72	\$101,330	7.8	\$20.47	\$25.47	\$49.76	\$62.91	#	\$42,570	\$52,970	\$103,510	\$130,860	#
29-1063	Internists, general	#	#	\$92.93	\$193,290	12.5	\$66.61	#	#	#	#	\$138,540	#	#	#	#
29-1069	Physicians and surgeons, all other	#	#	\$92.23	\$191,840	17.2	\$50.82	#	#	#	#	\$105,700	#	#	#	#
29-1111	Registered nurses	2,110	14.5	\$26.39	\$54,880	2.1	\$19.12	\$23.22	\$26.58	\$30.01	\$34.35	\$39,780	\$48,290	\$55,280	\$62,430	\$71,450
29-1122	Occupational therapists	120	9	\$28.21	\$58,670	2.9	\$21.58	\$24.77	\$27.42	\$30.67	\$37.11	\$44,880	\$51,510	\$57,040	\$63,790	\$77,200
29-1123	Physical therapists	170	17.2	\$27.20	\$56,570	2.2	\$23.03	\$24.98	\$27.18	\$29.94	\$33.46	\$47,890	\$51,960	\$56,540	\$62,270	\$69,600
29-1127	Speech-language pathologists	120	17.8	\$31.35	\$65,200	2.2	\$23.34	\$25.69	\$29.83	\$37.07	\$43.69	\$48,550	\$53,440	\$62,050	\$77,110	\$90,870
29-1131	Veterinarians	150	12.2	\$34.51	\$71,780	11.9	\$23.11	\$25.74	\$30.12	\$36.60	\$56.61	\$48,060	\$53,540	\$62,660	\$76,130	\$117,750
29-1199	Health diagnosing and treating practitioners, all other	110	38.6	\$24.04	\$50,010	1.8	\$16.87	\$19.54	\$22.33	\$27.58	\$32.73	\$35,090	\$40,640	\$46,450	\$57,370	\$68,070
29-2011	Medical and clinical laboratory technologists	150	17.7	\$24.06	\$50,050	3	\$17.21	\$20.22	\$24.25	\$27.82	\$31.81	\$35,790	\$42,060	\$50,430	\$57,860	\$66,170
29-2012	Medical and clinical laboratory technicians	140	24.3	\$12.92	\$26,880	4.3	\$9.32	\$11.08	\$12.96	\$14.53	\$16.68	\$19,380	\$23,050	\$26,970	\$30,210	\$34,680

# Data unavailable

Occupational Code	Occupational Title	Employment Estimate	Employment Percentage Relative Standard Error	Average Hourly Wage	Average Annual Wage	Wage Percentage Relative Standard Error	10th Percentile (Hourly)	25th Percentile (Hourly)	50th Percentile (Hourly)	75th Percentile (Hourly)	90th Percentile (Hourly)	10th Percentile (Annual)	25th Percentile (Annual)	50th Percentile (Annual)	75th Percentile (Annual)	90th Percentile (Annual)
29-2021	Dental hygienists	180	37.6	\$34.60	\$71,970	2.8	\$29.66	\$32.35	\$35.07	\$38.06	\$40.25	\$61,700	\$67,280	\$72,940	\$79,170	\$83,720
29-2032	Diagnostic medical sonographers	40	33.8	\$27.94	\$58,110	3.4	\$20.59	\$23.99	\$28.24	\$32.92	\$36.13	\$42,840	\$49,900	\$58,740	\$68,470	\$75,160
29-2034	Radiologic technologists and technicians	160	18	\$23.31	\$48,490	2	\$17.30	\$19.89	\$23.68	\$26.92	\$28.89	\$35,970	\$41,370	\$49,260	\$56,000	\$60,090
29-2041	Emergency medical technicians and paramedics	120	34.9	\$14.61	\$30,380	9.2	\$9.49	\$10.91	\$14.26	\$17.18	\$20.98	\$19,730	\$22,700	\$29,650	\$35,740	\$43,630
29-2052	Pharmacy technicians	210	32.2	\$15.64	\$32,540	3.8	\$11.69	\$13.57	\$16.26	\$17.91	\$19.11	\$24,310	\$28,220	\$33,820	\$37,250	\$39,760
29-2055	Surgical technologists	#	#	\$19.62	\$40,800	3.4	\$14.88	\$16.16	\$18.33	\$22.41	\$26.81	\$30,950	\$33,620	\$38,130	\$46,620	\$55,770
29-2056	Veterinary technologists and technicians	280	2.8	\$14.41	\$29,970	2.3	\$10.63	\$12.16	\$13.95	\$16.53	\$18.96	\$22,100	\$25,300	\$29,010	\$34,390	\$39,440
29-2061	Licensed practical and licensed vocational nurses	320	11.6	\$18.87	\$39,250	2.7	\$14.34	\$16.01	\$18.31	\$21.37	\$25.76	\$29,820	\$33,290	\$38,080	\$44,450	\$53,580
29-2071	Medical records and health information technicians	240	14.1	\$15.15	\$31,510	3.8	\$9.74	\$12.30	\$14.23	\$17.71	\$21.98	\$20,260	\$25,570	\$29,600	\$36,830	\$45,720
29-2081	Opticians, dispensing	#	#	\$15.51	\$32,250	6.8	\$11.22	\$12.72	\$14.23	\$17.63	\$23.39	\$23,340	\$26,460	\$29,590	\$36,670	\$48,640
29-2099	Health technologists and technicians, all other	50	35.9	\$17.57	\$36,540	11.6	\$11.56	\$12.36	\$13.66	\$20.61	\$26.63	\$24,030	\$25,700	\$28,410	\$42,880	\$55,400
29-9011	Occupational health and safety specialists	40	7.9	\$31.07	\$64,630	2	\$20.20	\$24.89	\$32.11	\$37.87	\$42.50	\$42,010	\$51,770	\$66,780	\$78,780	\$88,400
29-9099	Healthcare practitioners and technical workers, all other	60	21.4	\$21.39	\$44,500	4.8	\$13.55	\$15.53	\$19.40	\$27.04	\$32.22	\$28,180	\$32,300	\$40,350	\$56,250	\$67,010
<b>31-0000</b>	<b>Healthcare Support Occupations</b>	<b>2,780</b>	<b>11.2</b>	<b>\$12.37</b>	<b>\$25,740</b>	<b>2.5</b>	<b>\$8.65</b>	<b>\$10.00</b>	<b>\$11.84</b>	<b>\$14.37</b>	<b>\$16.95</b>	<b>\$17,990</b>	<b>\$20,800</b>	<b>\$24,630</b>	<b>\$29,880</b>	<b>\$35,270</b>
31-1011	Home health aides	270	37.4	\$9.67	\$20,110	5.6	\$7.15	\$7.85	\$9.16	\$11.29	\$13.20	\$14,870	\$16,320	\$19,050	\$23,480	\$27,450
31-1012	Nursing aides, orderlies, and attendants	1,280	17.8	\$11.54	\$23,990	2.2	\$9.03	\$9.90	\$11.16	\$13.25	\$15.01	\$18,780	\$20,590	\$23,220	\$27,560	\$31,220
31-2021	Physical therapist assistants	50	37	\$14.86	\$30,900	6.1	\$9.66	\$10.84	\$14.84	\$18.15	\$21.03	\$20,080	\$22,540	\$30,870	\$37,750	\$43,750
31-2022	Physical therapist aides	#	#	\$11.72	\$24,380	12.9	\$6.35	\$8.23	\$10.64	\$15.96	\$18.21	\$13,210	\$17,120	\$22,130	\$33,210	\$37,880
31-9091	Dental assistants	240	36.2	\$15.77	\$32,790	9.5	\$11.50	\$13.60	\$15.75	\$17.55	\$21.18	\$23,930	\$28,290	\$32,760	\$36,510	\$44,060
31-9092	Medical assistants	500	20.1	\$12.98	\$26,990	3.3	\$9.62	\$10.92	\$12.46	\$14.54	\$16.89	\$20,000	\$22,720	\$25,910	\$30,250	\$35,130
31-9094	Medical transcriptionists	110	17.9	\$16.50	\$34,320	3.2	\$12.62	\$14.63	\$16.45	\$18.70	\$21.03	\$26,250	\$30,440	\$34,210	\$38,890	\$43,740
31-9096	Veterinary assistants and laboratory animal caretakers	#	#	\$10.34	\$21,520	5.7	\$7.52	\$8.63	\$10.57	\$12.29	\$13.38	\$15,630	\$17,940	\$21,980	\$25,550	\$27,840
31-9099	Healthcare support workers, all other	100	25.6	\$14.32	\$29,780	8.3	\$8.45	\$9.55	\$13.88	\$17.40	\$22.58	\$17,580	\$19,870	\$28,870	\$36,190	\$46,970
<b>33-0000</b>	<b>Protective Service Occupations</b>	<b>1,790</b>	<b>14.6</b>	<b>\$19.85</b>	<b>\$41,280</b>	<b>6.5</b>	<b>\$8.22</b>	<b>\$11.87</b>	<b>\$18.86</b>	<b>\$27.22</b>	<b>\$32.45</b>	<b>\$17,110</b>	<b>\$24,700</b>	<b>\$39,230</b>	<b>\$56,620</b>	<b>\$67,500</b>
33-1099	First-line supervisors/managers, protective service workers, all other	#	#	\$22.69	\$47,190	7.2	\$12.39	\$13.77	\$24.93	\$29.08	\$32.92	\$25,780	\$28,640	\$51,850	\$60,490	\$68,480
33-3051	Police and sheriff's patrol officers	380	0	\$28.33	\$58,930	2.1	\$22.16	\$24.81	\$28.22	\$31.95	\$35.10	\$46,080	\$51,610	\$58,690	\$66,450	\$73,010
33-9021	Private detectives and investigators	#	#	\$16.97	\$35,300	4.7	\$13.23	\$15.99	\$17.23	\$18.46	\$19.19	\$27,510	\$33,260	\$35,830	\$38,390	\$39,920
33-9032	Security guards	#	#	\$11.67	\$24,270	3.8	\$7.14	\$8.95	\$11.60	\$14.88	\$16.54	\$14,840	\$18,620	\$24,120	\$30,950	\$34,400
33-9092	Lifeguards, ski patrol, and other recreational protective service workers	140	16.7	\$8.58	\$17,850	9.6	\$5.64	\$6.19	\$7.84	\$10.20	\$13.66	\$11,740	\$12,870	\$16,320	\$21,220	\$28,410
33-9099	Protective service workers, all other	150	1.8	\$15.49	\$32,210	7.3	\$8.91	\$10.70	\$13.59	\$20.75	\$25.39	\$18,530	\$22,250	\$28,260	\$43,170	\$52,810

# Data unavailable



Occupational Code	Occupational Title	Employment Estimate	Employment Percentage Relative Standard Error	Average Hourly Wage	Average Annual Wage	Wage Percentage Relative Standard Error	10th Percentile (Hourly)	25th Percentile (Hourly)	50th Percentile (Hourly)	75th Percentile (Hourly)	90th Percentile (Hourly)	10th Percentile (Annual)	25th Percentile (Annual)	50th Percentile (Annual)	75th Percentile (Annual)	90th Percentile (Annual)
<b>35-0000</b>	<b>Food Preparation and Serving Related Occupations</b>	<b>12,870</b>	<b>2.5</b>	<b>\$8.45</b>	<b>\$17,570</b>	<b>1.5</b>	<b>\$5.73</b>	<b>\$6.37</b>	<b>\$7.63</b>	<b>\$9.67</b>	<b>\$12.70</b>	<b>\$11,910</b>	<b>\$13,260</b>	<b>\$15,860</b>	<b>\$20,120</b>	<b>\$26,410</b>
35-1011	Chefs and head cooks	130	20.2	\$16.38	\$34,070	6.5	\$9.65	\$11.74	\$15.79	\$19.56	\$24.51	\$20,070	\$24,420	\$32,840	\$40,690	\$50,970
35-1012	First-line supervisors/managers of food preparation and serving workers	770	7.2	\$12.76	\$26,530	3	\$7.90	\$9.23	\$11.87	\$16.12	\$18.93	\$16,430	\$19,190	\$24,690	\$33,530	\$39,370
35-2011	Cooks, fast food	580	31.3	\$7.26	\$15,110	4.2	\$5.65	\$6.20	\$7.14	\$8.23	\$9.29	\$11,760	\$12,890	\$14,850	\$17,120	\$19,320
35-2012	Cooks, institution and cafeteria	250	10.3	\$11.31	\$23,520	2.5	\$8.85	\$9.74	\$11.04	\$12.96	\$14.60	\$18,410	\$20,270	\$22,960	\$26,950	\$30,370
35-2014	Cooks, restaurant	1,450	9.1	\$10.15	\$21,100	2.9	\$7.26	\$8.34	\$9.91	\$11.52	\$13.78	\$15,100	\$17,350	\$20,610	\$23,970	\$28,670
35-2015	Cooks, short order	110	34.2	\$10.11	\$21,040	4.6	\$7.93	\$8.90	\$10.10	\$11.39	\$12.72	\$16,490	\$18,510	\$21,000	\$23,680	\$26,460
35-2021	Food preparation workers	1,090	12.3	\$8.88	\$18,480	3.8	\$6.03	\$7.17	\$8.67	\$10.29	\$12.44	\$12,540	\$14,910	\$18,030	\$21,410	\$25,880
35-3011	Bartenders	610	10.4	\$7.64	\$15,890	4.9	\$5.60	\$6.02	\$6.72	\$8.54	\$11.90	\$11,640	\$12,510	\$13,970	\$17,770	\$24,750
35-3021	Combined food preparation and serving workers, including fast food	2,490	12.6	\$7.09	\$14,740	2.2	\$5.57	\$6.05	\$6.86	\$7.90	\$9.00	\$11,590	\$12,590	\$14,260	\$16,430	\$18,720
35-3022	Counter attendants, cafeteria, food concession, and coffee shop	420	24.1	\$7.69	\$16,000	5.2	\$5.73	\$6.29	\$7.56	\$8.93	\$10.54	\$11,930	\$13,090	\$15,710	\$18,580	\$21,930
35-3031	Waiters and waitresses	3,040	5.3	\$7.81	\$16,250	3.8	\$5.59	\$6.00	\$6.69	\$8.45	\$12.80	\$11,620	\$12,480	\$13,910	\$17,570	\$26,620
35-3041	Food servers, nonrestaurant	260	15.6	\$8.47	\$17,610	2.8	\$6.38	\$7.40	\$8.27	\$9.26	\$10.70	\$13,270	\$15,400	\$17,200	\$19,270	\$22,250
35-9011	Dining room and cafeteria attendants and bartender helpers	400	15.2	\$7.08	\$14,720	3.9	\$5.60	\$6.00	\$6.67	\$8.00	\$9.95	\$11,650	\$12,480	\$13,870	\$16,650	\$20,700
35-9021	Dishwashers	630	13	\$7.79	\$16,210	1.8	\$6.46	\$7.30	\$7.93	\$8.53	\$9.06	\$13,440	\$15,180	\$16,500	\$17,750	\$18,840
35-9031	Hosts and hostesses, restaurant, lounge, and coffee shop	600	11.1	\$7.61	\$15,830	2.9	\$5.70	\$6.23	\$7.16	\$8.52	\$10.67	\$11,850	\$12,960	\$14,880	\$17,720	\$22,200
35-9099	Food preparation and serving related workers, all other	#	#	\$10.03	\$20,870	5.6	\$6.68	\$7.87	\$9.13	\$11.31	\$13.28	\$13,880	\$16,370	\$18,980	\$23,530	\$27,620
<b>37-0000</b>	<b>Building and Grounds Cleaning and Maintenance Occupations</b>	<b>3,810</b>	<b>9.1</b>	<b>\$11.25</b>	<b>\$23,400</b>	<b>2.4</b>	<b>\$7.56</b>	<b>\$8.53</b>	<b>\$10.38</b>	<b>\$12.93</b>	<b>\$16.39</b>	<b>\$15,720</b>	<b>\$17,750</b>	<b>\$21,580</b>	<b>\$26,900</b>	<b>\$34,100</b>
37-1011	First-line supervisors/managers of housekeeping and janitorial workers	180	26.5	\$14.82	\$30,820	17	\$7.46	\$8.19	\$12.26	\$20.89	\$27.88	\$15,510	\$17,040	\$25,510	\$43,460	\$57,990
37-1012	First-line supervisors/managers of landscaping, lawn service, and groundskeeping workers	90	28.3	\$20.89	\$43,450	7.8	\$12.70	\$14.42	\$20.76	\$25.76	\$29.53	\$26,420	\$30,000	\$43,190	\$53,570	\$61,420
37-2011	Janitors and cleaners, except maids and housekeeping cleaners	1,740	16.7	\$10.58	\$22,000	2.7	\$7.50	\$8.38	\$10.21	\$12.46	\$14.25	\$15,590	\$17,440	\$21,240	\$25,910	\$29,640
37-2012	Maids and housekeeping cleaners	680	10.4	\$9.22	\$19,180	2.6	\$7.16	\$7.87	\$8.87	\$10.54	\$12.22	\$14,900	\$16,360	\$18,450	\$21,920	\$25,420
37-3011	Landscaping and groundskeeping workers	910	17.3	\$11.71	\$24,370	5.6	\$8.04	\$9.27	\$10.64	\$13.73	\$18.17	\$16,720	\$19,290	\$22,140	\$28,560	\$37,790
37-3012	Pesticide handlers, sprayers, and applicators, vegetation	#	#	\$15.45	\$32,130	5	\$11.88	\$13.19	\$15.27	\$17.16	\$20.06	\$24,700	\$27,440	\$31,770	\$35,680	\$41,720

# Data unavailable

Occupational Code	Occupational Title	Employment Estimate	Employment Percentage Relative Standard Error	Average Hourly Wage	Average Annual Wage	Wage Percentage Relative Standard Error	10th Percentile (Hourly)	25th Percentile (Hourly)	50th Percentile (Hourly)	75th Percentile (Hourly)	90th Percentile (Hourly)	10th Percentile (Annual)	25th Percentile (Annual)	50th Percentile (Annual)	75th Percentile (Annual)	90th Percentile (Annual)
<b>39-0000</b>	<b>Personal Care and Service Occupations</b>	<b>2,460</b>	<b>9.1</b>	<b>\$10.67</b>	<b>\$22,190</b>	<b>3</b>	<b>\$6.29</b>	<b>\$7.61</b>	<b>\$9.06</b>	<b>\$12.66</b>	<b>\$17.82</b>	<b>\$13,090</b>	<b>\$15,820</b>	<b>\$18,850</b>	<b>\$26,330</b>	<b>\$37,070</b>
39-1021	First-line supervisors/managers of personal service workers	100	10.1	\$16.91	\$35,180	6.6	\$8.00	\$11.57	\$14.52	\$21.99	\$27.44	\$16,640	\$24,060	\$30,210	\$45,740	\$57,080
39-2021	Nonfarm animal caretakers	150	22.6	\$9.20	\$19,130	10.6	\$6.28	\$7.28	\$8.17	\$11.27	\$13.57	\$13,050	\$15,140	\$17,000	\$23,430	\$28,220
39-3031	Ushers, lobby attendants, and ticket takers	120	17.7	\$6.50	\$13,520	6.1	\$5.58	\$5.88	\$6.39	\$6.90	\$7.93	\$11,600	\$12,240	\$13,290	\$14,340	\$16,480
39-3091	Amusement and recreation attendants	330	23.2	\$8.07	\$16,780	5.3	\$5.79	\$6.48	\$7.75	\$9.02	\$11.49	\$12,040	\$13,480	\$16,120	\$18,770	\$23,900
39-5012	Hairdressers, hairstylists, and cosmetologists	#	#	\$11.01	\$22,900	11.7	\$7.32	\$7.97	\$11.38	\$13.19	\$14.66	\$15,230	\$16,590	\$23,680	\$27,430	\$30,490
39-9011	Child care workers	#	#	\$8.49	\$17,650	4.8	\$5.84	\$6.63	\$8.38	\$10.25	\$11.50	\$12,150	\$13,800	\$17,420	\$21,320	\$23,920
39-9021	Personal and home care aides	430	28	\$10.34	\$21,510	3.7	\$7.62	\$8.40	\$9.72	\$11.57	\$14.64	\$15,850	\$17,480	\$20,220	\$24,070	\$30,450
39-9031	Fitness trainers and aerobics instructors	530	7.4	\$13.83	\$28,770	7.6	\$7.28	\$8.66	\$12.90	\$18.58	\$22.30	\$15,130	\$18,020	\$26,830	\$38,640	\$46,380
39-9032	Recreation workers	260	28.4	\$9.89	\$20,570	7	\$6.53	\$7.71	\$8.55	\$9.80	\$16.84	\$13,580	\$16,040	\$17,790	\$20,380	\$35,020
39-9041	Residential advisors	#	#	\$9.59	\$19,940	5.2	\$5.82	\$6.41	\$10.64	\$12.70	\$13.61	\$12,110	\$13,320	\$22,130	\$26,420	\$28,310
<b>41-0000</b>	<b>Sales and Related Occupations</b>	<b>15,760</b>	<b>2.6</b>	<b>\$14.78</b>	<b>\$30,740</b>	<b>3.2</b>	<b>\$6.99</b>	<b>\$8.21</b>	<b>\$10.52</b>	<b>\$17.04</b>	<b>\$28.50</b>	<b>\$14,540</b>	<b>\$17,080</b>	<b>\$21,890</b>	<b>\$35,440</b>	<b>\$59,280</b>
41-1011	First-line supervisors/managers of retail sales workers	1,020	6.3	\$19.15	\$39,830	2.8	\$11.21	\$13.70	\$17.40	\$22.15	\$29.16	\$23,320	\$28,500	\$36,190	\$46,080	\$60,650
41-1012	First-line supervisors/managers of non-retail sales workers	160	13.2	\$33.77	\$70,240	5.1	\$19.86	\$25.01	\$29.91	\$37.33	\$58.01	\$41,300	\$52,010	\$62,210	\$77,640	\$120,670
41-2011	Cashiers	3,140	7.6	\$9.09	\$18,910	2.3	\$6.24	\$7.34	\$8.41	\$10.10	\$13.53	\$12,980	\$15,270	\$17,500	\$21,000	\$28,130
41-2021	Counter and rental clerks	670	14.3	\$13.07	\$27,180	4.6	\$7.74	\$9.13	\$12.03	\$14.55	\$20.20	\$16,090	\$18,990	\$25,030	\$30,270	\$42,020
41-2022	Parts salespersons	170	13.6	\$15.68	\$32,610	4.3	\$7.34	\$9.89	\$13.01	\$20.04	\$27.61	\$15,260	\$20,560	\$27,050	\$41,690	\$57,420
41-2031	Retail salespersons	6,560	3.6	\$10.71	\$22,290	2.7	\$6.78	\$7.91	\$9.30	\$11.36	\$16.32	\$14,100	\$16,460	\$19,340	\$23,630	\$33,950
41-3011	Advertising sales agents	210	25.5	\$26.07	\$54,230	28.5	\$6.59	\$8.66	\$17.37	\$34.63	\$69.90	\$13,700	\$18,020	\$36,120	\$72,030	\$145,390
41-3021	Insurance sales agents	230	43.3	\$23.83	\$49,570	13.1	\$12.86	\$17.51	\$22.57	\$26.41	\$40.77	\$26,740	\$36,420	\$46,940	\$54,930	\$84,800
41-3031	Securities, commodities, and financial services sales agents	150	30.9	\$43.01	\$89,450	18.9	\$17.07	\$26.04	\$37.67	\$46.04	#	\$35,510	\$54,150	\$78,350	\$95,760	#
41-3041	Travel agents	120	15.7	\$14.22	\$29,570	7.5	\$7.58	\$9.94	\$13.13	\$17.93	\$22.98	\$15,770	\$20,660	\$27,310	\$37,290	\$47,800
41-3099	Sales representatives, services, all other	690	12.6	\$20.18	\$41,970	6.3	\$9.32	\$12.98	\$17.76	\$22.66	\$32.51	\$19,390	\$27,000	\$36,950	\$47,140	\$67,620
41-4011	Sales representatives, wholesale and manufacturing, technical and scientific products	230	17.9	\$33.08	\$68,800	7.5	\$17.09	\$21.52	\$29.59	\$41.43	\$51.81	\$35,550	\$44,750	\$61,540	\$86,170	\$107,770
41-4012	Sales representatives, wholesale and manufacturing, except technical and scientific products	1,530	11.4	\$28.09	\$58,430	7.2	\$11.68	\$16.67	\$26.00	\$35.45	\$49.57	\$24,300	\$34,670	\$54,080	\$73,750	\$103,110
41-9011	Demonstrators and product promoters	150	26.4	\$12.47	\$25,930	3.5	\$8.23	\$9.28	\$11.01	\$15.33	\$18.17	\$17,110	\$19,290	\$22,890	\$31,890	\$37,780
41-9041	Telemarketers	300	15.4	\$8.76	\$18,210	4	\$5.85	\$6.70	\$8.15	\$10.16	\$12.73	\$12,160	\$13,940	\$16,950	\$21,140	\$26,480
41-9099	Sales and related workers, all other	210	26	\$13.23	\$27,510	9.6	\$5.91	\$6.82	\$10.29	\$16.50	\$22.39	\$12,290	\$14,180	\$21,400	\$34,310	\$46,570

# Data unavailable

Occupational Code	Occupational Title	Employment Estimate	Employment Percentage Relative Standard Error	Average Hourly Wage	Average Annual Wage	Wage Percentage Relative Standard Error	10th Percentile (Hourly)	25th Percentile (Hourly)	50th Percentile (Hourly)	75th Percentile (Hourly)	90th Percentile (Hourly)	10th Percentile (Annual)	25th Percentile (Annual)	50th Percentile (Annual)	75th Percentile (Annual)	90th Percentile (Annual)
<b>43-0000</b>	<b>Office and Administrative Support Occupations</b>	<b>20,240</b>	<b>2.9</b>	<b>\$14.23</b>	<b>\$29,600</b>	<b>1.8</b>	<b>\$8.10</b>	<b>\$10.30</b>	<b>\$13.55</b>	<b>\$17.26</b>	<b>\$21.57</b>	<b>\$16,840</b>	<b>\$21,420</b>	<b>\$28,170</b>	<b>\$35,890</b>	<b>\$44,870</b>
43-1011	First-line supervisors/managers of office and administrative support workers	770	5.6	\$21.47	\$44,650	2.4	\$12.08	\$15.56	\$19.69	\$26.01	\$32.25	\$25,130	\$32,370	\$40,950	\$54,100	\$67,090
43-2011	Switchboard operators, including answering service	80	12.9	\$11.34	\$23,590	2.5	\$8.31	\$9.85	\$11.50	\$13.07	\$14.16	\$17,290	\$20,490	\$23,920	\$27,200	\$29,450
43-3011	Bill and account collectors	330	10.9	\$14.91	\$31,010	2.9	\$11.30	\$12.76	\$14.70	\$16.86	\$19.12	\$23,510	\$26,540	\$30,590	\$35,060	\$39,770
43-3021	Billing and posting clerks and machine operators	490	12.6	\$13.83	\$28,760	3.1	\$8.67	\$11.52	\$13.79	\$16.27	\$18.28	\$18,040	\$23,960	\$28,670	\$33,850	\$38,030
43-3031	Bookkeeping, accounting, and auditing clerks	2,000	7.6	\$15.59	\$32,420	2.8	\$9.41	\$12.32	\$15.37	\$18.90	\$21.96	\$19,570	\$25,620	\$31,970	\$39,320	\$45,680
43-3051	Payroll and timekeeping clerks	220	21.3	\$15.68	\$32,620	5.2	\$7.33	\$12.78	\$15.58	\$19.46	\$22.05	\$15,240	\$26,580	\$32,400	\$40,480	\$45,860
43-3061	Procurement clerks	60	41.6	\$14.86	\$30,900	2.9	\$11.97	\$12.91	\$14.42	\$16.70	\$19.06	\$24,900	\$26,840	\$30,000	\$34,740	\$39,650
43-3071	Tellers	480	25.6	\$11.29	\$23,470	1.8	\$8.99	\$9.84	\$11.03	\$12.63	\$14.17	\$18,710	\$20,470	\$22,940	\$26,270	\$29,470
43-4051	Customer service representatives	2,050	5.7	\$11.72	\$24,370	8.8	\$7.41	\$8.03	\$9.72	\$14.16	\$19.80	\$15,410	\$16,710	\$20,220	\$29,460	\$41,180
43-4071	File clerks	#	#	\$10.76	\$22,380	3.3	\$6.45	\$8.57	\$10.46	\$12.81	\$15.80	\$13,420	\$17,830	\$21,770	\$26,650	\$32,860
43-4081	Hotel, motel, and resort desk clerks	250	33.1	\$10.91	\$22,680	10.6	\$7.36	\$8.01	\$8.96	\$11.32	\$15.96	\$15,320	\$16,660	\$18,640	\$23,550	\$33,190
43-4111	Interviewers, except eligibility and loan	230	14.4	\$13.29	\$27,640	7.3	\$7.71	\$8.69	\$12.55	\$17.03	\$19.16	\$16,050	\$18,080	\$26,110	\$35,430	\$39,850
43-4131	Loan interviewers and clerks	190	23.4	\$13.59	\$28,260	6.9	\$8.09	\$9.45	\$13.70	\$16.45	\$19.54	\$16,830	\$19,650	\$28,490	\$34,210	\$40,640
43-4141	New accounts clerks	#	#	\$13.67	\$28,430	4.8	\$10.56	\$12.42	\$13.95	\$15.26	\$16.69	\$21,970	\$25,830	\$29,020	\$31,730	\$34,720
43-4151	Order clerks	210	21	\$14.77	\$30,730	7.1	\$9.19	\$11.09	\$14.11	\$17.14	\$22.80	\$19,110	\$23,060	\$29,340	\$35,660	\$47,430
43-4161	Human resources assistants, except payroll and timekeeping	100	11.4	\$15.85	\$32,970	2.3	\$11.89	\$13.46	\$15.74	\$17.68	\$20.24	\$24,720	\$28,000	\$32,750	\$36,770	\$42,100
43-4171	Receptionists and information clerks	1,610	20.8	\$11.65	\$24,240	3.1	\$8.13	\$9.93	\$11.25	\$12.90	\$15.69	\$16,900	\$20,660	\$23,390	\$26,820	\$32,640
43-4199	All other information and record clerks	320	5.3	\$18.81	\$39,130	3	\$11.70	\$13.37	\$15.81	\$20.67	\$34.96	\$24,330	\$27,810	\$32,880	\$43,000	\$72,720
43-5021	Couriers and messengers	90	10.3	\$9.32	\$19,390	5	\$6.22	\$7.43	\$8.49	\$10.88	\$13.91	\$12,940	\$15,460	\$17,650	\$22,620	\$28,930
43-5031	Police, fire, and ambulance dispatchers	50	0	\$19.83	\$41,240	1.9	\$15.18	\$16.39	\$19.16	\$22.69	\$25.77	\$31,570	\$34,090	\$39,860	\$47,200	\$53,600
43-5032	Dispatchers, except police, fire, and ambulance	190	33.6	\$15.87	\$33,010	2.3	\$11.91	\$14.57	\$16.02	\$17.47	\$19.08	\$24,780	\$30,310	\$33,320	\$36,340	\$39,690
43-5051	Postal service clerks	60	0	\$21.36	\$44,430	0	\$19.46	\$20.30	\$21.70	\$23.10	\$23.94	\$40,470	\$42,220	\$45,130	\$48,050	\$49,790
43-5052	Postal service mail carriers	290	0	\$20.95	\$43,570	0	\$16.70	\$19.28	\$21.24	\$23.19	\$24.36	\$34,740	\$40,110	\$44,170	\$48,230	\$50,670
43-5053	Postal service mail sorters, processors, and processing machine operators	70	0	\$20.03	\$41,650	0	\$13.04	\$19.69	\$21.29	\$22.90	\$23.86	\$27,120	\$40,950	\$44,290	\$47,620	\$49,630
43-5061	Production, planning, and expediting clerks	270	10.7	\$19.68	\$40,940	2.5	\$12.32	\$15.60	\$19.52	\$24.08	\$27.63	\$25,630	\$32,440	\$40,610	\$50,080	\$57,460
43-5071	Shipping, receiving, and traffic clerks	490	7.9	\$12.81	\$26,640	1.6	\$8.88	\$10.48	\$12.74	\$14.97	\$17.13	\$18,460	\$21,800	\$26,490	\$31,130	\$35,630
43-5081	Stock clerks and order fillers	1,040	8.3	\$11.21	\$23,310	2.4	\$7.38	\$8.36	\$10.20	\$13.99	\$17.11	\$15,350	\$17,380	\$21,220	\$29,100	\$35,590
43-5111	Weighers, measurers, checkers, and samplers, recordkeeping	#	#	\$13.76	\$28,630	5.2	\$9.60	\$11.05	\$13.34	\$15.89	\$19.81	\$19,970	\$22,980	\$27,750	\$33,060	\$41,210
43-6011	Executive secretaries and administrative assistants	1,230	6.6	\$18.98	\$39,480	2.2	\$12.84	\$14.99	\$18.49	\$22.55	\$26.41	\$26,710	\$31,170	\$38,460	\$46,910	\$54,940

# Data unavailable

Occupational Code	Occupational Title	Employment Estimate	Employment Percentage Relative Standard Error	Average Hourly Wage	Average Annual Wage	Wage Percentage Relative Standard Error	10th Percentile (Hourly)	25th Percentile (Hourly)	50th Percentile (Hourly)	75th Percentile (Hourly)	90th Percentile (Hourly)	10th Percentile (Annual)	25th Percentile (Annual)	50th Percentile (Annual)	75th Percentile (Annual)	90th Percentile (Annual)
43-6012	Legal secretaries	160	39	\$17.50	\$36,400	4.4	\$13.27	\$14.96	\$16.55	\$18.45	\$24.61	\$27,600	\$31,120	\$34,420	\$38,380	\$51,180
43-6013	Medical secretaries	320	17.5	\$14.66	\$30,500	4.4	\$9.79	\$12.01	\$15.08	\$17.05	\$18.56	\$20,370	\$24,990	\$31,360	\$35,450	\$38,600
43-6014	Secretaries, except legal, medical, and executive	1,290	11.3	\$14.70	\$30,570	2.6	\$10.20	\$12.12	\$14.49	\$17.10	\$19.87	\$21,220	\$25,220	\$30,140	\$35,560	\$41,320
43-9011	Computer operators	80	37.8	\$16.85	\$35,050	6.7	\$12.48	\$13.48	\$15.19	\$19.23	\$23.07	\$25,950	\$28,030	\$31,590	\$39,990	\$47,980
43-9021	Data entry keyers	140	23.8	\$10.04	\$20,890	3.2	\$6.42	\$9.01	\$10.26	\$11.33	\$12.88	\$13,350	\$18,740	\$21,340	\$23,570	\$26,800
43-9022	Word processors and typists	80	31.9	\$14.21	\$29,560	4.6	\$10.98	\$12.49	\$13.75	\$15.04	\$18.79	\$22,850	\$25,990	\$28,610	\$31,280	\$39,080
43-9031	Desktop publishers	#	#	\$13.83	\$28,760	10.1	\$9.64	\$10.88	\$12.40	\$13.87	\$22.52	\$20,040	\$22,630	\$25,790	\$28,850	\$46,840
43-9041	Insurance claims and policy processing clerks	#	#	\$18.04	\$37,520	4.6	\$14.25	\$15.40	\$17.59	\$20.42	\$21.99	\$29,650	\$32,040	\$36,590	\$42,470	\$45,750
43-9051	Mail clerks and mail machine operators, except postal service	#	#	\$10.01	\$20,830	5.9	\$5.99	\$6.70	\$9.69	\$13.04	\$15.54	\$12,470	\$13,940	\$20,140	\$27,120	\$32,310
43-9061	Office clerks, general	2,800	6.6	\$12.14	\$25,240	1.7	\$7.39	\$9.54	\$11.90	\$14.54	\$17.28	\$15,370	\$19,840	\$24,750	\$30,250	\$35,930
43-9071	Office machine operators, except computer	110	19.5	\$11.49	\$23,890	9	\$8.25	\$9.17	\$11.66	\$13.52	\$15.13	\$17,160	\$19,060	\$24,240	\$28,130	\$31,480
<b>45-0000</b>	<b>Farming, Fishing, and Forestry Occupations</b>	<b>100</b>	<b>15.3</b>	<b>\$14.30</b>	<b>\$29,750</b>	<b>4.3</b>	<b>\$8.21</b>	<b>\$10.36</b>	<b>\$14.42</b>	<b>\$18.06</b>	<b>\$21.01</b>	<b>\$17,070</b>	<b>\$21,550</b>	<b>\$30,000</b>	<b>\$37,560</b>	<b>\$43,700</b>
45-2092	Farmworkers and laborers, crop, nursery, and greenhouse	30	23.4	\$11.63	\$24,190	5.8	\$7.76	\$8.79	\$11.38	\$14.02	\$16.61	\$16,130	\$18,280	\$23,660	\$29,170	\$34,550
45-2099	Agricultural workers, all other	30	30.5	\$15.85	\$32,970	4.6	\$10.00	\$14.29	\$15.98	\$18.39	\$21.49	\$20,790	\$29,720	\$33,240	\$38,250	\$44,700
<b>47-0000</b>	<b>Construction and Extraction Occupations</b>	<b>7,720</b>	<b>5.5</b>	<b>\$18.05</b>	<b>\$37,540</b>	<b>2.9</b>	<b>\$10.32</b>	<b>\$12.61</b>	<b>\$16.61</b>	<b>\$21.86</b>	<b>\$27.82</b>	<b>\$21,460</b>	<b>\$26,230</b>	<b>\$34,540</b>	<b>\$45,480</b>	<b>\$57,860</b>
47-1011	First-line supervisors/managers of construction trades and extraction workers	550	13.2	\$29.13	\$60,590	2.9	\$19.82	\$23.85	\$27.87	\$33.84	\$40.96	\$41,210	\$49,610	\$57,970	\$70,380	\$85,190
47-2021	Brickmasons and blockmasons	230	35.4	\$21.45	\$44,620	3	\$16.50	\$19.62	\$21.74	\$24.19	\$26.72	\$34,330	\$40,800	\$45,210	\$50,310	\$55,580
47-2031	Carpenters	1,070	21.8	\$16.34	\$33,980	5.4	\$10.57	\$12.49	\$15.78	\$19.49	\$23.53	\$21,980	\$25,980	\$32,820	\$40,530	\$48,950
47-2051	Cement masons and concrete finishers	710	24.4	\$14.51	\$30,180	5.1	\$9.40	\$11.18	\$13.87	\$17.64	\$21.14	\$19,540	\$23,260	\$28,840	\$36,700	\$43,970
47-2061	Construction laborers	950	18.9	\$12.17	\$25,320	2.3	\$9.58	\$10.37	\$11.86	\$13.69	\$15.38	\$19,920	\$21,560	\$24,660	\$28,470	\$31,990
47-2071	Paving, surfacing, and tamping equipment operators	40	13.4	\$18.40	\$38,270	3	\$12.00	\$13.31	\$19.28	\$22.31	\$25.37	\$24,970	\$27,690	\$40,090	\$46,400	\$52,770
47-2073	Operating engineers and other construction equipment operators	370	30.6	\$19.85	\$41,280	1.9	\$15.34	\$17.09	\$19.46	\$22.00	\$26.01	\$31,910	\$35,550	\$40,470	\$45,770	\$54,110
47-2081	Drywall and ceiling tile installers	360	16.4	\$16.30	\$33,910	4.4	\$9.38	\$12.71	\$16.30	\$19.40	\$23.11	\$19,510	\$26,430	\$33,910	\$40,350	\$48,060
47-2082	Tapers	160	22.7	\$16.15	\$33,590	3.6	\$12.03	\$13.42	\$15.83	\$18.65	\$21.39	\$25,010	\$27,920	\$32,930	\$38,800	\$44,490
47-2111	Electricians	640	9.7	\$18.38	\$38,220	3.6	\$10.72	\$13.95	\$18.63	\$22.55	\$26.38	\$22,290	\$29,010	\$38,760	\$46,900	\$54,870
47-2121	Glaziers	150	48.1	\$18.65	\$38,790	5.1	\$9.63	\$14.99	\$18.90	\$22.27	\$27.19	\$20,030	\$31,170	\$39,310	\$46,320	\$56,550
47-2141	Painters, construction and maintenance	350	10.3	\$16.89	\$35,130	14.8	\$10.19	\$11.65	\$15.27	\$18.79	\$31.21	\$21,200	\$24,230	\$31,750	\$39,090	\$64,920
47-2151	Pipelayers	50	29	\$16.38	\$34,060	2.8	\$11.65	\$13.03	\$15.07	\$18.60	\$24.52	\$24,230	\$27,100	\$31,340	\$38,700	\$51,000
47-2152	Plumbers, pipefitters, and steamfitters	800	16.5	\$24.47	\$50,890	9.1	\$12.87	\$16.50	\$22.60	\$29.34	\$43.60	\$26,770	\$34,330	\$47,000	\$61,030	\$90,680
47-2181	Roofers	110	15.6	\$13.17	\$27,390	9.5	\$8.92	\$9.73	\$11.27	\$15.59	\$21.12	\$18,550	\$20,240	\$23,440	\$32,430	\$43,930

# Data unavailable

Occupational Code	Occupational Title	Employment Estimate	Employment Percentage Relative Standard Error	Average Hourly Wage	Average Annual Wage	Wage Percentage Relative Standard Error	10th Percentile (Hourly)	25th Percentile (Hourly)	50th Percentile (Hourly)	75th Percentile (Hourly)	90th Percentile (Hourly)	10th Percentile (Annual)	25th Percentile (Annual)	50th Percentile (Annual)	75th Percentile (Annual)	90th Percentile (Annual)
47-2211	Sheet metal workers	#	#	\$16.14	\$33,570	5.3	\$10.53	\$12.62	\$16.03	\$19.47	\$22.75	\$21,910	\$26,250	\$33,350	\$40,490	\$47,320
47-3011	Helpers--brickmasons, blockmasons, stonemasons, and tile and marble setters	#	#	\$13.59	\$28,260	8.5	\$11.03	\$12.05	\$13.16	\$14.24	\$17.95	\$22,950	\$25,050	\$27,370	\$29,620	\$37,350
47-3012	Helpers--carpenters	50	29.3	\$11.40	\$23,720	2	\$6.73	\$9.54	\$11.53	\$13.66	\$15.91	\$13,990	\$19,840	\$23,980	\$28,410	\$33,090
47-3015	Helpers--pipelayers, plumbers, pipefitters, and steamfitters	#	#	\$13.76	\$28,610	7.2	\$9.94	\$12.25	\$14.02	\$15.98	\$17.35	\$20,680	\$25,480	\$29,150	\$33,230	\$36,100
47-3019	Helpers, construction trades, all other	#	#	\$12.07	\$25,110	4.7	\$9.53	\$10.37	\$12.20	\$13.76	\$14.84	\$19,820	\$21,570	\$25,390	\$28,620	\$30,860
47-4011	Construction and building inspectors	90	27.7	\$23.65	\$49,190	2.2	\$18.04	\$20.62	\$23.31	\$26.99	\$30.39	\$37,510	\$42,890	\$48,480	\$56,130	\$63,220
47-4051	Highway maintenance workers	120	5.6	\$18.92	\$39,350	5.3	\$13.28	\$15.25	\$17.76	\$23.28	\$26.66	\$27,630	\$31,720	\$36,930	\$48,430	\$55,440
<b>49-0000</b>	<b>Installation, Maintenance, and Repair Occupations</b>	<b>5,040</b>	<b>6.1</b>	<b>\$18.64</b>	<b>\$38,770</b>	<b>2.1</b>	<b>\$9.99</b>	<b>\$13.10</b>	<b>\$17.62</b>	<b>\$23.66</b>	<b>\$28.54</b>	<b>\$20,790</b>	<b>\$27,250</b>	<b>\$36,660</b>	<b>\$49,210</b>	<b>\$59,370</b>
49-1011	First-line supervisors/managers of mechanics, installers, and repairers	370	15.2	\$26.86	\$55,880	2.8	\$16.84	\$22.79	\$27.17	\$31.67	\$36.59	\$35,030	\$47,410	\$56,510	\$65,870	\$76,110
49-2011	Computer, automated teller, and office machine repairers	80	15.3	\$14.45	\$30,050	8.5	\$9.52	\$10.41	\$13.07	\$18.41	\$21.69	\$19,800	\$21,650	\$27,190	\$38,290	\$45,120
49-2022	Telecommunications equipment installers and repairers, except line installers	160	26.5	\$23.56	\$49,010	4.8	\$14.14	\$22.87	\$25.03	\$26.91	\$28.11	\$29,420	\$47,570	\$52,070	\$55,980	\$58,480
49-2094	Electrical and electronics repairers, commercial and industrial equipment	50	18.7	\$25.72	\$53,500	6.5	\$16.16	\$19.02	\$24.81	\$32.61	\$36.70	\$33,610	\$39,570	\$51,600	\$67,830	\$76,340
49-3011	Aircraft mechanics and service technicians	70	22.7	\$20.03	\$41,660	4.9	\$14.66	\$16.56	\$19.47	\$22.91	\$26.98	\$30,490	\$34,430	\$40,510	\$47,660	\$56,120
49-3021	Automotive body and related repairers	80	48.7	\$23.19	\$48,240	6.6	\$11.60	\$15.47	\$23.61	\$29.56	\$36.14	\$24,140	\$32,180	\$49,100	\$61,480	\$75,170
49-3022	Automotive glass installers and repairers	#	#	\$13.03	\$27,100	5.2	\$11.70	\$12.15	\$12.90	\$13.65	\$14.10	\$24,330	\$25,270	\$26,830	\$28,390	\$29,320
49-3023	Automotive service technicians and mechanics	740	15.3	\$20.91	\$43,490	5.8	\$11.03	\$15.75	\$19.37	\$25.83	\$33.25	\$22,930	\$32,760	\$40,290	\$53,720	\$69,160
49-3031	Bus and truck mechanics and diesel engine specialists	90	18.3	\$19.96	\$41,530	2.7	\$15.11	\$16.81	\$19.80	\$23.40	\$26.08	\$31,430	\$34,970	\$41,180	\$48,670	\$54,250
49-3042	Mobile heavy equipment mechanics, except engines	40	14.4	\$20.39	\$42,410	2.7	\$14.81	\$16.55	\$19.71	\$24.02	\$28.05	\$30,800	\$34,430	\$41,000	\$49,960	\$58,330
49-3052	Motorcycle mechanics	80	27.3	\$14.53	\$30,230	6	\$10.77	\$12.33	\$13.83	\$15.22	\$20.39	\$22,390	\$25,650	\$28,770	\$31,650	\$42,420
49-3093	Tire repairers and changers	100	28.1	\$10.95	\$22,780	5.3	\$7.78	\$8.71	\$10.35	\$12.48	\$15.21	\$16,190	\$18,120	\$21,530	\$25,950	\$31,650
49-9012	Control and valve installers and repairers, except mechanical door	30	9.3	\$23.61	\$49,110	2.1	\$17.35	\$19.83	\$23.30	\$27.27	\$30.91	\$36,080	\$41,240	\$48,450	\$56,720	\$64,290
49-9021	Heating, air conditioning, and refrigeration mechanics and installers	430	28.5	\$17.88	\$37,190	3.9	\$13.00	\$15.08	\$17.24	\$20.44	\$24.58	\$27,040	\$31,370	\$35,860	\$42,510	\$51,130
49-9031	Home appliance repairers	#	#	\$15.26	\$31,730	14.5	\$9.56	\$10.51	\$15.39	\$17.69	\$22.02	\$19,880	\$21,860	\$32,020	\$36,800	\$45,790
49-9041	Industrial machinery mechanics	150	19.4	\$22.44	\$46,680	4.9	\$14.05	\$17.20	\$21.82	\$26.42	\$33.26	\$29,230	\$35,770	\$45,390	\$54,960	\$69,180
49-9042	Maintenance and repair workers, general	1,110	8.3	\$15.33	\$31,880	3	\$9.02	\$11.52	\$14.95	\$19.02	\$22.14	\$18,750	\$23,960	\$31,090	\$39,560	\$46,050
49-9051	Electrical power-line installers and repairers	140	18.1	\$25.06	\$52,130	2.7	\$15.68	\$19.42	\$25.36	\$30.51	\$34.61	\$32,610	\$40,380	\$52,740	\$63,460	\$71,990

# Data unavailable

Occupational Code	Occupational Title	Employment Estimate	Employment Percentage Relative Standard Error	Average Hourly Wage	Average Annual Wage	Wage Percentage Relative Standard Error	10th Percentile (Hourly)	25th Percentile (Hourly)	50th Percentile (Hourly)	75th Percentile (Hourly)	90th Percentile (Hourly)	10th Percentile (Annual)	25th Percentile (Annual)	50th Percentile (Annual)	75th Percentile (Annual)	90th Percentile (Annual)
49-9052	Telecommunications line installers and repairers	#	#	\$17.53	\$36,460	3.2	\$12.91	\$14.90	\$16.67	\$20.31	\$24.58	\$26,860	\$31,000	\$34,680	\$42,240	\$51,120
49-9062	Medical equipment repairers	70	41.5	\$13.68	\$28,450	4.6	\$9.54	\$10.54	\$12.63	\$15.32	\$20.78	\$19,840	\$21,930	\$26,270	\$31,860	\$43,220
49-9098	Helpers—installation, maintenance, and repair workers	#	#	\$11.28	\$23,460	4.7	\$7.36	\$8.89	\$10.08	\$12.46	\$18.69	\$15,320	\$18,480	\$20,960	\$25,920	\$38,870
49-9099	Installation, maintenance, and repair workers, all other	#	#	\$14.94	\$31,070	10.1	\$7.46	\$8.66	\$12.14	\$20.53	\$26.80	\$15,520	\$18,000	\$25,250	\$42,700	\$55,750
<b>51-0000</b>	<b>Production Occupations</b>	<b>6,670</b>	<b>5.1</b>	<b>\$16.43</b>	<b>\$34,170</b>	<b>2.9</b>	<b>\$9.04</b>	<b>\$11.12</b>	<b>\$14.99</b>	<b>\$21.00</b>	<b>\$26.03</b>	<b>\$18,800</b>	<b>\$23,130</b>	<b>\$31,180</b>	<b>\$43,680</b>	<b>\$54,140</b>
51-1011	First-line supervisors/managers of production and operating workers	420	10.2	\$27.41	\$57,020	2.6	\$15.52	\$19.73	\$26.09	\$35.10	\$42.39	\$32,280	\$41,030	\$54,260	\$73,000	\$88,180
51-2022	Electrical and electronic equipment assemblers	400	4.4	\$13.23	\$27,520	3.9	\$9.64	\$11.15	\$12.71	\$14.71	\$17.63	\$20,040	\$23,200	\$26,440	\$30,600	\$36,670
51-2023	Electromechanical equipment assemblers	250	20.5	\$15.22	\$31,650	5	\$9.51	\$12.04	\$14.56	\$17.72	\$22.36	\$19,790	\$25,040	\$30,280	\$36,860	\$46,500
51-2041	Structural metal fabricators and fitters	80	10.9	\$14.73	\$30,640	3.9	\$10.27	\$11.77	\$14.13	\$17.50	\$20.47	\$21,360	\$24,480	\$29,400	\$36,390	\$42,580
51-2092	Team assemblers	#	#	\$13.23	\$27,510	2.7	\$9.35	\$10.51	\$12.89	\$15.80	\$17.82	\$19,440	\$21,860	\$26,810	\$32,870	\$37,060
51-2099	Assemblers and fabricators, all other	160	13.1	\$10.98	\$22,840	6.5	\$6.17	\$7.19	\$11.00	\$13.61	\$16.89	\$12,830	\$14,950	\$22,870	\$28,300	\$35,120
51-3011	Bakers	150	26.3	\$10.89	\$22,650	2.5	\$7.62	\$8.55	\$10.43	\$12.62	\$15.71	\$15,850	\$17,780	\$21,700	\$26,240	\$32,680
51-3021	Butchers and meat cutters	70	14.6	\$13.65	\$28,380	4.5	\$8.34	\$10.28	\$13.62	\$17.13	\$19.51	\$17,360	\$21,370	\$28,320	\$35,630	\$40,580
51-3092	Food batchmakers	30	13.9	\$15.29	\$31,810	11.1	\$9.53	\$10.87	\$13.30	\$16.65	\$27.82	\$19,810	\$22,610	\$27,660	\$34,630	\$57,860
51-4011	Computer-controlled machine tool operators, metal and plastic	50	34.1	\$15.62	\$32,500	4.5	\$10.49	\$12.68	\$15.17	\$17.35	\$21.36	\$21,820	\$26,380	\$31,560	\$36,080	\$44,430
51-4031	Cutting, punching, and press machine setters, operators, and tenders, metal and plastic	190	20.7	\$15.21	\$31,630	4.2	\$11.02	\$12.81	\$15.20	\$17.36	\$20.19	\$22,930	\$26,650	\$31,620	\$36,110	\$42,000
51-4033	Grinding, lapping, polishing, and buffing machine tool setters, operators, and tenders, metal and plastic	70	20.7	\$11.63	\$24,190	4.4	\$8.33	\$9.58	\$11.05	\$13.39	\$15.33	\$17,330	\$19,930	\$22,990	\$27,850	\$31,890
51-4041	Machinists	470	6.7	\$18.05	\$37,540	3	\$12.58	\$15.29	\$18.36	\$21.13	\$23.36	\$26,170	\$31,800	\$38,180	\$43,960	\$48,590
51-4072	Molding, coremaking, and casting machine setters, operators, and tenders, metal and plastic	100	13.2	\$17.08	\$35,520	8.5	\$9.68	\$12.52	\$15.80	\$21.79	\$25.93	\$20,140	\$26,030	\$32,870	\$45,310	\$53,940
51-4111	Tool and die makers	50	43.5	\$23.43	\$48,730	3.8	\$18.34	\$20.79	\$23.86	\$26.38	\$27.89	\$38,140	\$43,230	\$49,630	\$54,860	\$58,010
51-4121	Welders, cutters, solderers, and brazers	310	16.6	\$16.23	\$33,760	2.8	\$11.13	\$13.11	\$15.88	\$19.08	\$22.23	\$23,140	\$27,260	\$33,040	\$39,690	\$46,240
51-4199	Metal workers and plastic workers, all other	#	#	\$16.03	\$33,350	9.5	\$10.66	\$12.06	\$17.68	\$20.16	\$21.69	\$22,160	\$25,090	\$36,780	\$41,930	\$45,120
51-5011	Bindery workers	40	36.2	\$13.56	\$28,200	8.4	\$9.93	\$10.88	\$14.10	\$15.91	\$17.16	\$20,660	\$22,630	\$29,340	\$33,100	\$35,700
51-5022	Prepress technicians and workers	#	#	\$19.03	\$39,590	4.5	\$11.28	\$15.88	\$19.37	\$21.82	\$26.26	\$23,470	\$33,030	\$40,280	\$45,390	\$54,620
51-5023	Printing machine operators	#	#	\$17.41	\$36,210	5.6	\$9.89	\$12.69	\$16.48	\$23.14	\$26.13	\$20,580	\$26,400	\$34,280	\$48,140	\$54,340
51-6011	Laundry and dry-cleaning workers	120	14.1	\$8.76	\$18,210	2.1	\$7.30	\$7.84	\$8.60	\$9.64	\$10.86	\$15,190	\$16,300	\$17,880	\$20,050	\$22,590
51-6021	Pressers, textile, garment, and related materials	40	46	\$9.18	\$19,090	3.8	\$7.61	\$8.40	\$9.31	\$10.24	\$10.80	\$15,840	\$17,480	\$19,360	\$21,300	\$22,460
51-6031	Sewing machine operators	30	20.4	\$10.50	\$21,830	5.8	\$7.79	\$8.69	\$10.25	\$12.26	\$13.65	\$16,200	\$18,080	\$21,310	\$25,500	\$28,380

# Data unavailable



Occupational Code	Occupational Title	Employment Estimate	Employment Percentage Relative Standard Error	Average Hourly Wage	Average Annual Wage	Wage Percentage Relative Standard Error	10th Percentile (Hourly)	25th Percentile (Hourly)	50th Percentile (Hourly)	75th Percentile (Hourly)	90th Percentile (Hourly)	10th Percentile (Annual)	25th Percentile (Annual)	50th Percentile (Annual)	75th Percentile (Annual)	90th Percentile (Annual)
51-6052	Tailors, dressmakers, and custom sewers	#	#	\$11.74	\$24,420	11.9	\$9.20	\$9.96	\$11.16	\$13.60	\$15.85	\$19,130	\$20,720	\$23,220	\$28,280	\$32,970
51-7011	Cabinetmakers and bench carpenters	320	16.2	\$12.80	\$26,630	4.8	\$8.13	\$9.13	\$11.24	\$16.39	\$18.98	\$16,920	\$18,990	\$23,390	\$34,100	\$39,480
51-7021	Furniture finishers	40	39.2	\$15.88	\$33,030	8.8	\$9.22	\$12.64	\$16.32	\$19.25	\$22.09	\$19,190	\$26,290	\$33,940	\$40,030	\$45,960
51-7041	Sawing machine setters, operators, and tenders, wood	50	15	\$12.85	\$26,720	3.6	\$9.40	\$10.57	\$12.43	\$14.57	\$17.64	\$19,550	\$21,990	\$25,850	\$30,300	\$36,690
51-7042	Woodworking machine setters, operators, and tenders, except sawing	80	17.9	\$14.53	\$30,230	6.9	\$8.19	\$9.97	\$12.39	\$15.76	\$30.34	\$17,020	\$20,740	\$25,770	\$32,770	\$63,100
51-8031	Water and liquid waste treatment plant and system operators	160	37.8	\$21.26	\$44,230	3.5	\$17.24	\$18.73	\$21.03	\$24.33	\$26.85	\$35,860	\$38,950	\$43,740	\$50,600	\$55,850
51-9022	Grinding and polishing workers, hand	40	37.8	\$12.51	\$26,030	3.9	\$9.34	\$10.36	\$12.21	\$14.09	\$16.72	\$19,420	\$21,550	\$25,390	\$29,310	\$34,780
51-9023	Mixing and blending machine setters, operators, and tenders	40	10.2	\$16.34	\$33,980	6.6	\$10.19	\$11.99	\$13.64	\$20.99	\$28.01	\$21,190	\$24,930	\$28,370	\$43,650	\$58,250
51-9032	Cutting and slicing machine setters, operators, and tenders	40	28.4	\$15.65	\$32,550	5.1	\$12.40	\$13.28	\$14.77	\$18.33	\$20.73	\$25,790	\$27,620	\$30,720	\$38,130	\$43,110
51-9061	Inspectors, testers, sorters, samplers, and weighers	340	12.1	\$16.49	\$34,300	7.3	\$9.48	\$11.65	\$15.14	\$22.10	\$25.68	\$19,710	\$24,240	\$31,480	\$45,970	\$53,420
51-9081	Dental laboratory technicians	40	27	\$13.50	\$28,080	5.8	\$9.67	\$11.06	\$12.73	\$15.07	\$19.43	\$20,120	\$22,990	\$26,480	\$31,350	\$40,420
51-9082	Medical appliance technicians	30	44	\$14.24	\$29,610	6.2	\$10.48	\$11.97	\$13.69	\$16.73	\$19.31	\$21,800	\$24,890	\$28,470	\$34,810	\$40,170
51-9121	Coating, painting, and spraying machine setters, operators, and tenders	50	22.9	\$17.91	\$37,260	6.7	\$10.16	\$12.81	\$16.01	\$19.89	\$32.65	\$21,120	\$26,650	\$33,290	\$41,370	\$67,920
51-9122	Painters, transportation equipment	40	49.7	\$20.51	\$42,670	13.9	\$10.19	\$11.83	\$17.28	\$25.43	\$36.09	\$21,200	\$24,610	\$35,940	\$52,900	\$75,060
51-9123	Painting, coating, and decorating workers	30	15.1	\$13.44	\$27,950	3.7	\$8.46	\$10.66	\$13.19	\$16.13	\$18.89	\$17,600	\$22,180	\$27,430	\$33,550	\$39,280
51-9131	Photographic process workers	40	19.6	\$10.81	\$22,480	7.9	\$8.34	\$9.22	\$10.29	\$12.36	\$14.30	\$17,350	\$19,170	\$21,410	\$25,700	\$29,740
51-9132	Photographic processing machine operators	60	21.9	\$11.64	\$24,220	9.9	\$7.66	\$8.98	\$10.88	\$13.70	\$18.07	\$15,940	\$18,670	\$22,640	\$28,500	\$37,590
51-9141	Semiconductor processors	#	#	\$13.33	\$27,720	19.3	\$8.97	\$10.13	\$12.55	\$16.70	\$18.96	\$18,660	\$21,060	\$26,090	\$34,730	\$39,440
51-9195	Molders, shapers, and casters, except metal and plastic	#	#	\$10.72	\$22,290	6.8	\$7.74	\$8.68	\$9.87	\$11.04	\$16.29	\$16,100	\$18,060	\$20,530	\$22,970	\$33,890
51-9198	Helpers--production workers	110	39.8	\$11.37	\$23,640	3.9	\$8.44	\$9.91	\$11.08	\$12.89	\$14.92	\$17,550	\$20,620	\$23,050	\$26,820	\$31,040
51-9199	Production workers, all other	280	39.9	\$16.12	\$33,530	7.6	\$9.77	\$11.19	\$14.46	\$20.94	\$25.51	\$20,320	\$23,260	\$30,080	\$43,560	\$53,050
<b>53-0000</b>	<b>Transportation and Material Moving Occupations</b>	<b>7,700</b>	<b>5.5</b>	<b>\$13.85</b>	<b>\$28,800</b>	<b>3.7</b>	<b>\$6.82</b>	<b>\$8.82</b>	<b>\$12.89</b>	<b>\$16.85</b>	<b>\$21.15</b>	<b>\$14,180</b>	<b>\$18,350</b>	<b>\$26,810</b>	<b>\$35,060</b>	<b>\$43,990</b>
53-1021	First-line supervisors/managers of helpers, laborers, and material movers, hand	140	12.1	\$18.71	\$38,910	3.5	\$13.88	\$15.81	\$18.44	\$21.56	\$24.47	\$28,870	\$32,880	\$38,360	\$44,840	\$50,900
53-1031	First-line supervisors/managers of transportation and material-moving machine and vehicle operators	150	9.6	\$25.07	\$52,150	5.9	\$14.41	\$18.29	\$22.01	\$29.01	\$46.57	\$29,980	\$38,050	\$45,780	\$60,340	\$96,870
53-2012	Commercial pilots	#	#	#	\$59,680	6.6	#	#	#	#	#	\$32,860	\$37,870	\$62,740	\$74,140	\$90,750
53-3031	Driver/sales workers	580	29	\$8.78	\$18,260	12.4	\$5.53	\$5.92	\$6.57	\$7.56	\$19.59	\$11,490	\$12,310	\$13,670	\$15,720	\$40,750
53-3032	Truck drivers, heavy and tractor-trailer	1,040	9.4	\$21.15	\$44,000	10.7	\$12.99	\$14.96	\$17.70	\$24.49	\$38.66	\$27,020	\$31,110	\$36,820	\$50,940	\$80,420

# Data unavailable

Occupational Code	Occupational Title	Employment Estimate	Employment Percentage Relative Standard Error	Average Hourly Wage	Average Annual Wage	Wage Percentage Relative Standard Error	10th Percentile (Hourly)	25th Percentile (Hourly)	50th Percentile (Hourly)	75th Percentile (Hourly)	90th Percentile (Hourly)	10th Percentile (Annual)	25th Percentile (Annual)	50th Percentile (Annual)	75th Percentile (Annual)	90th Percentile (Annual)
53-3033	Truck drivers, light or delivery services	940	12.6	\$12.80	\$26,630	4	\$7.58	\$9.20	\$12.11	\$16.13	\$19.63	\$15,770	\$19,130	\$25,180	\$33,540	\$40,840
53-3041	Taxi drivers and chauffeurs	40	14.2	\$10.41	\$21,650	2.9	\$7.70	\$8.34	\$9.29	\$11.59	\$15.65	\$16,010	\$17,350	\$19,330	\$24,110	\$32,540
53-3099	Motor vehicle operators, all other	#	#	\$10.55	\$21,950	3.2	\$8.15	\$9.22	\$10.47	\$11.56	\$12.68	\$16,960	\$19,190	\$21,780	\$24,040	\$26,370
53-6031	Service station attendants	120	41.1	\$11.37	\$23,650	5.2	\$7.79	\$8.73	\$10.39	\$13.55	\$17.52	\$16,200	\$18,150	\$21,610	\$28,190	\$36,430
53-7021	Crane and tower operators	40	39	\$21.85	\$45,450	8.4	\$15.84	\$18.72	\$20.91	\$24.12	\$32.20	\$32,950	\$38,940	\$43,500	\$50,180	\$66,970
53-7032	Excavating and loading machine and dragline operators	90	31.3	\$18.60	\$38,680	5.7	\$14.22	\$15.85	\$17.69	\$21.42	\$25.56	\$29,580	\$32,960	\$36,800	\$44,550	\$53,170
53-7051	Industrial truck and tractor operators	530	14.7	\$13.28	\$27,620	3.2	\$8.19	\$10.21	\$13.30	\$16.02	\$17.88	\$17,040	\$21,240	\$27,660	\$33,320	\$37,180
53-7061	Cleaners of vehicles and equipment	180	13.3	\$9.32	\$19,390	2.9	\$7.49	\$8.02	\$8.85	\$10.41	\$12.37	\$15,570	\$16,690	\$18,410	\$21,650	\$25,740
53-7062	Laborers and freight, stock, and material movers, hand	2,680	7.3	\$12.35	\$25,680	5.5	\$6.78	\$8.55	\$12.40	\$16.11	\$17.56	\$14,100	\$17,790	\$25,790	\$33,520	\$36,530
53-7064	Packers and packagers, hand	380	14.3	\$8.23	\$17,130	2.4	\$6.08	\$7.11	\$8.01	\$9.24	\$10.97	\$12,640	\$14,780	\$16,650	\$19,220	\$22,830

# Data unavailable

Occupational Code	Occupational Title	Employment Estimate	Employment Percentage Relative Standard Error	Average Hourly Wage	Average Annual Wage	Wage Percentage Relative Standard Error	10th Percentile (Hourly)	25th Percentile (Hourly)	50th Percentile (Hourly)	75th Percentile (Hourly)	90th Percentile (Hourly)	10th Percentile (Annual)	25th Percentile (Annual)	50th Percentile (Annual)	75th Percentile (Annual)	90th Percentile (Annual)
<b>00-0000</b>	<b>Total All Occupations</b>	<b>55,900</b>	<b>3.33</b>	<b>\$16.61</b>	<b>\$34,547</b>	<b>1.84</b>	<b>\$7.16</b>	<b>\$9.32</b>	<b>\$13.37</b>	<b>\$20.29</b>	<b>\$29.05</b>	<b>\$14,894</b>	<b>\$19,390</b>	<b>\$27,800</b>	<b>\$42,200</b>	<b>\$60,424</b>
<b>11-0000</b>	<b>Management Occupations</b>	<b>2,220</b>	<b>5.1</b>	<b>\$35.15</b>	<b>\$73,120</b>	<b>2.2</b>	<b>\$15.58</b>	<b>\$21.86</b>	<b>\$30.91</b>	<b>\$43.43</b>	<b>\$61.84</b>	<b>\$32,410</b>	<b>\$45,460</b>	<b>\$64,290</b>	<b>\$90,340</b>	<b>\$128,630</b>
11-1011	Chief executives	30	24.9	\$60.20	\$125,220	9.8	\$35.69	\$42.87	\$55.66	#	#	\$74,240	\$89,170	\$115,760	#	#
11-1021	General and operations managers	1,030	6.5	\$37.00	\$76,950	3.3	\$15.62	\$21.63	\$30.23	\$45.73	#	\$32,490	\$44,990	\$62,880	\$95,120	#
11-2022	Sales managers	60	19	\$37.56	\$78,130	5.3	\$21.99	\$25.09	\$36.20	\$46.02	\$58.60	\$45,740	\$52,180	\$75,300	\$95,720	\$121,890
11-3011	Administrative services managers	40	23.1	\$30.20	\$62,810	6.6	\$17.19	\$19.76	\$30.00	\$35.47	\$52.18	\$35,760	\$41,100	\$62,410	\$73,780	\$108,540
11-3031	Financial managers	70	13.8	\$42.26	\$87,910	5.4	\$20.80	\$29.50	\$40.83	\$49.85	\$69.00	\$43,270	\$61,350	\$84,920	\$103,690	\$143,510
11-3051	Industrial production managers	30	19	\$29.78	\$61,930	7.7	\$19.01	\$21.19	\$26.05	\$35.58	\$43.76	\$39,530	\$44,080	\$54,180	\$74,010	\$91,020
11-3071	Transportation, storage, and distribution managers	40	11.3	\$35.19	\$73,200	3.9	\$20.73	\$26.39	\$37.10	\$43.70	\$48.23	\$43,130	\$54,890	\$77,180	\$90,890	\$100,330
11-9021	Construction managers	120	17.3	\$31.01	\$64,500	6	\$16.29	\$22.58	\$31.17	\$40.40	\$45.26	\$33,880	\$46,960	\$64,830	\$84,020	\$94,150
11-9041	Engineering managers	#	#	\$40.86	\$84,990	6	\$30.09	\$33.89	\$39.72	\$44.01	\$48.54	\$62,580	\$70,480	\$82,620	\$91,550	\$100,960
11-9051	Food service managers	70	29.4	\$20.64	\$42,930	4.9	\$14.65	\$15.97	\$18.65	\$23.12	\$31.42	\$30,480	\$33,220	\$38,790	\$48,080	\$65,350
11-9081	Lodging managers	30	9.3	\$13.96	\$29,030	5.1	\$9.79	\$10.77	\$13.42	\$16.50	\$19.66	\$20,370	\$22,410	\$27,920	\$34,310	\$40,900
11-9111	Medical and health services managers	100	28.2	\$42.76	\$88,940	7.4	\$22.31	\$27.30	\$42.87	\$52.84	\$67.91	\$46,400	\$56,790	\$89,160	\$109,900	\$141,250
11-9141	Property, real estate, and community association managers	60	33.5	\$15.00	\$31,210	4	\$10.09	\$11.59	\$13.72	\$16.98	\$23.45	\$20,980	\$24,120	\$28,550	\$35,310	\$48,780
11-9151	Social and community service managers	50	12.1	\$27.34	\$56,860	4.4	\$11.30	\$18.95	\$26.56	\$37.98	\$42.88	\$23,510	\$39,420	\$55,250	\$79,010	\$89,190
11-9199	Managers, all other	190	27.6	\$35.88	\$74,630	5.3	\$21.16	\$25.34	\$32.25	\$44.49	\$57.27	\$44,010	\$52,700	\$67,070	\$92,540	\$119,120
<b>13-0000</b>	<b>Business and Financial Operations Occupations</b>	<b>1,720</b>	<b>9.2</b>	<b>\$25.85</b>	<b>\$53,770</b>	<b>2.7</b>	<b>\$12.99</b>	<b>\$17.31</b>	<b>\$23.82</b>	<b>\$31.87</b>	<b>\$41.27</b>	<b>\$27,010</b>	<b>\$36,010</b>	<b>\$49,550</b>	<b>\$66,290</b>	<b>\$85,840</b>
13-1023	Purchasing agents, except wholesale, retail, and farm products	70	17.1	\$21.53	\$44,780	3.5	\$13.52	\$16.13	\$20.84	\$26.21	\$31.67	\$28,120	\$33,550	\$43,340	\$54,520	\$65,880
13-1031	Claims adjusters, examiners, and investigators	40	36	\$26.33	\$54,770	13.2	\$12.98	\$14.46	\$27.36	\$36.39	\$41.26	\$27,000	\$30,070	\$56,910	\$75,680	\$85,820
13-1041	Compliance officers, except agriculture, construction, health and safety, and transportation	60	3.6	\$20.69	\$43,040	6.7	\$12.98	\$14.41	\$20.69	\$25.52	\$30.52	\$26,990	\$29,970	\$43,040	\$53,080	\$63,470
13-1051	Cost estimators	180	15.4	\$26.31	\$54,720	8.2	\$13.39	\$18.83	\$24.55	\$35.44	\$41.46	\$27,860	\$39,160	\$51,060	\$73,710	\$86,240
13-1071	Employment, recruitment, and placement specialists	50	14.9	\$19.41	\$40,380	12	\$9.86	\$12.36	\$14.47	\$21.13	\$30.95	\$20,510	\$25,700	\$30,100	\$43,960	\$64,370
13-1072	Compensation, benefits, and job analysis specialists	40	24	\$23.69	\$49,280	5.5	\$15.61	\$17.69	\$21.31	\$31.09	\$34.73	\$32,470	\$36,790	\$44,320	\$64,660	\$72,240
13-1073	Training and development specialists	#	#	\$19.17	\$39,870	7.5	\$11.68	\$12.98	\$17.06	\$25.68	\$30.41	\$24,290	\$27,000	\$35,480	\$53,420	\$63,240
13-1079	Human resources, training, and labor relations specialists, all other	50	35.8	\$23.54	\$48,960	3.2	\$16.01	\$18.93	\$23.46	\$27.68	\$32.55	\$33,300	\$39,380	\$48,790	\$57,580	\$67,700
13-1111	Management analysts	60	35.8	\$32.99	\$68,610	4.8	\$19.86	\$25.12	\$31.53	\$39.19	\$48.33	\$41,310	\$52,250	\$65,580	\$81,510	\$100,530
13-1199	Business operations specialists, all other	320	23.3	\$29.12	\$60,570	6.3	\$15.05	\$21.44	\$27.71	\$35.74	\$48.08	\$31,300	\$44,600	\$57,640	\$74,340	\$100,000
13-2011	Accountants and auditors	310	15.4	\$23.53	\$48,950	3.8	\$12.70	\$15.50	\$22.22	\$29.43	\$39.28	\$26,420	\$32,240	\$46,220	\$61,210	\$81,700
13-2021	Appraisers and assessors of real estate	50	5.4	\$25.23	\$52,470	8.4	\$18.90	\$20.52	\$22.89	\$27.47	\$33.33	\$39,300	\$42,680	\$47,620	\$57,130	\$69,330

# Data unavailable

Occupational Code	Occupational Title	Employment Estimate	Employment Percentage Relative Standard Error	Average Hourly Wage	Average Annual Wage	Wage Percentage Relative Standard Error	10th Percentile (Hourly)	25th Percentile (Hourly)	50th Percentile (Hourly)	75th Percentile (Hourly)	90th Percentile (Hourly)	10th Percentile (Annual)	25th Percentile (Annual)	50th Percentile (Annual)	75th Percentile (Annual)	90th Percentile (Annual)
13-2051	Financial analysts	#	#	\$26.70	\$55,540	9.2	\$13.04	\$19.77	\$25.95	\$33.25	\$41.49	\$27,130	\$41,130	\$53,970	\$69,160	\$86,300
13-2052	Personal financial advisors	60	48.8													
13-2072	Loan officers	150	23.4	\$28.35	\$58,970	9	\$15.28	\$18.37	\$24.75	\$33.15	\$43.38	\$31,790	\$38,210	\$51,470	\$68,960	\$90,220
<b>15-0000</b>	<b>Computer and Mathematical Occupations</b>	<b>430</b>	<b>17.7</b>	<b>\$29.67</b>	<b>\$61,710</b>	<b>6.5</b>	<b>\$14.47</b>	<b>\$20.13</b>	<b>\$26.77</b>	<b>\$35.66</b>	<b>\$46.78</b>	<b>\$30,100</b>	<b>\$41,880</b>	<b>\$55,680</b>	<b>\$74,170</b>	<b>\$97,310</b>
15-1021	Computer programmers	30	15.8	\$30.93	\$64,330	5.5	\$19.13	\$24.57	\$29.90	\$34.56	\$45.26	\$39,790	\$51,110	\$62,190	\$71,880	\$94,150
15-1031	Computer software engineers, applications	40	38.4	\$39.54	\$82,230	4.7	\$26.21	\$31.94	\$36.16	\$43.15	\$61.91	\$54,510	\$66,430	\$75,200	\$89,750	\$128,780
15-1032	Computer software engineers, systems software	#	#	\$24.61	\$51,180	8.9	\$19.60	\$20.71	\$22.58	\$24.46	\$34.92	\$40,780	\$43,080	\$46,970	\$50,880	\$72,620
15-1041	Computer support specialists	90	21.9	\$19.87	\$41,320	4.6	\$9.99	\$14.76	\$20.14	\$24.54	\$28.38	\$20,770	\$30,710	\$41,880	\$51,030	\$59,040
15-1051	Computer systems analysts	50	47.7	\$24.22	\$50,380	4.1	\$12.89	\$13.89	\$15.49	\$32.15	\$36.48	\$26,800	\$28,890	\$32,230	\$66,880	\$75,870
15-1071	Network and computer systems administrators	40	21.6	\$31.03	\$64,550	5.1	\$20.19	\$24.02	\$29.62	\$39.05	\$44.25	\$41,990	\$49,970	\$61,600	\$81,230	\$92,040
15-1099	Computer specialists, all other	50	2.6	\$25.39	\$52,800	1.6	\$15.36	\$19.72	\$24.89	\$31.37	\$36.56	\$31,950	\$41,010	\$51,770	\$65,250	\$76,050
<b>17-0000</b>	<b>Architecture and Engineering Occupations</b>	<b>960</b>	<b>9.2</b>	<b>\$28.69</b>	<b>\$59,670</b>	<b>4.3</b>	<b>\$14.73</b>	<b>\$19.35</b>	<b>\$25.34</b>	<b>\$33.74</b>	<b>\$46.05</b>	<b>\$30,630</b>	<b>\$40,250</b>	<b>\$52,720</b>	<b>\$70,190</b>	<b>\$95,780</b>
17-1022	Surveyors	70	18.6	\$23.40	\$48,670	6.6	\$12.82	\$18.04	\$23.68	\$28.57	\$34.35	\$26,660	\$37,520	\$49,250	\$59,430	\$71,450
17-2051	Civil engineers	130	16.9	\$28.88	\$60,060	2.7	\$19.90	\$24.31	\$28.60	\$34.68	\$37.75	\$41,380	\$50,560	\$59,500	\$72,120	\$78,510
17-2071	Electrical engineers	50	45.6	\$40.86	\$84,980	7.3	\$25.53	\$28.03	\$33.89	\$49.55	#	\$53,100	\$58,300	\$70,490	\$103,060	#
17-2081	Environmental engineers	#	#	\$32.43	\$67,450	2.5	\$23.60	\$26.94	\$32.55	\$38.65	\$43.01	\$49,090	\$56,040	\$67,710	\$80,380	\$89,460
17-2111	Health and safety engineers, except mining safety engineers and inspectors	#	#	\$55.92	\$116,320	8.3	\$27.83	\$58.07	\$62.76	\$67.44	#	\$57,880	\$120,790	\$130,540	\$140,280	#
17-2112	Industrial engineers	30	18	\$28.52	\$59,330	3.8	\$20.62	\$23.81	\$27.46	\$33.29	\$39.00	\$42,900	\$49,530	\$57,110	\$69,240	\$81,110
17-2131	Materials engineers	#	#	\$39.40	\$81,960	12.9	\$24.06	\$26.75	\$36.65	\$49.04	\$65.00	\$50,050	\$55,640	\$76,230	\$102,000	\$135,200
17-2141	Mechanical engineers	70	44.6	\$33.53	\$69,740	7.9	\$14.37	\$20.46	\$24.63	\$38.26	#	\$29,880	\$42,560	\$51,240	\$79,580	#
17-2171	Petroleum engineers	40	28.9	\$35.75	\$74,370	17.3	\$23.43	\$25.35	\$29.24	\$39.71	\$58.06	\$48,740	\$52,720	\$60,820	\$82,590	\$120,770
17-3011	Architectural and civil drafters	80	47.1	\$19.66	\$40,900	4.5	\$15.63	\$17.09	\$19.67	\$21.96	\$23.50	\$32,500	\$35,560	\$40,910	\$45,670	\$48,890
17-3012	Electrical and electronics drafters	#	#	\$20.91	\$43,490	12.4	\$15.86	\$16.66	\$18.02	\$22.55	\$34.39	\$32,990	\$34,660	\$37,480	\$46,910	\$71,540
17-3013	Mechanical drafters	50	38.6	\$15.82	\$32,910	4.2	\$12.70	\$13.89	\$15.28	\$16.98	\$18.21	\$26,410	\$28,890	\$31,770	\$35,320	\$37,880
17-3022	Civil engineering technicians	30	34.4	\$16.95	\$35,250	13	\$11.52	\$12.44	\$13.99	\$21.56	\$24.24	\$23,960	\$25,870	\$29,100	\$44,850	\$50,430
17-3023	Electrical and electronic engineering technicians	40	29.7	\$23.73	\$49,360	6.7	\$15.04	\$20.07	\$24.06	\$28.46	\$32.91	\$31,280	\$41,750	\$50,040	\$59,200	\$68,450
17-3029	Engineering technicians, except drafters, all other	40	0	\$23.61	\$49,110	2	\$16.39	\$19.42	\$25.22	\$28.40	\$30.31	\$34,090	\$40,390	\$52,460	\$59,070	\$63,040
17-3031	Surveying and mapping technicians	40	32.2	\$17.51	\$36,430	2.8	\$11.72	\$12.94	\$16.86	\$21.58	\$25.62	\$24,380	\$26,910	\$35,070	\$44,880	\$53,280
<b>19-0000</b>	<b>Life, Physical, and Social Science Occupations</b>	<b>540</b>	<b>10.6</b>	<b>\$25.23</b>	<b>\$52,480</b>	<b>4.7</b>	<b>\$12.51</b>	<b>\$16.05</b>	<b>\$24.06</b>	<b>\$30.07</b>	<b>\$39.74</b>	<b>\$26,020</b>	<b>\$33,390</b>	<b>\$50,040</b>	<b>\$62,540</b>	<b>\$82,660</b>
19-1031	Conservation scientists	#	#	\$23.64	\$49,180	9.4	\$19.95	\$21.01	\$22.77	\$24.73	\$30.07	\$41,500	\$43,700	\$47,360	\$51,430	\$62,540
19-2041	Environmental scientists and specialists, including health	30	10	\$28.56	\$59,400	5	\$16.98	\$23.62	\$28.10	\$34.40	\$38.93	\$35,310	\$49,120	\$58,450	\$71,560	\$80,970

# Data unavailable

Occupational Code	Occupational Title	Employment Estimate	Employment Percentage Relative Standard Error	Average Hourly Wage	Average Annual Wage	Wage Percentage Relative Standard Error	10th Percentile (Hourly)	25th Percentile (Hourly)	50th Percentile (Hourly)	75th Percentile (Hourly)	90th Percentile (Hourly)	10th Percentile (Annual)	25th Percentile (Annual)	50th Percentile (Annual)	75th Percentile (Annual)	90th Percentile (Annual)
19-2043	Hydrologists	#	#	\$27.05	\$56,260	4.4	\$22.94	\$24.24	\$26.39	\$28.51	\$34.91	\$47,710	\$50,430	\$54,900	\$59,310	\$72,620
19-3021	Market research analysts	40	28.9	\$29.09	\$60,500	6.1	\$14.83	\$20.24	\$27.48	\$34.83	\$46.77	\$30,850	\$42,090	\$57,160	\$72,440	\$97,280
19-3031	Clinical, counseling, and school psychologists	50	36.9	#	#	#	#	#	#	#	#	#	#	#	#	#
19-4099	Life, physical, and social science technicians, all other	30	36	\$17.64	\$36,690	20	\$7.88	\$9.63	\$15.24	\$24.88	\$30.49	\$16,390	\$20,030	\$31,700	\$51,760	\$63,430
<b>21-0000</b>	<b>Community and Social Services Occupations</b>	<b>810</b>	<b>6.7</b>	<b>\$17.63</b>	<b>\$36,660</b>	<b>5.7</b>	<b>\$9.28</b>	<b>\$11.50</b>	<b>\$16.27</b>	<b>\$22.26</b>	<b>\$29.16</b>	<b>\$19,300</b>	<b>\$23,910</b>	<b>\$33,830</b>	<b>\$46,310</b>	<b>\$60,650</b>
21-1011	Substance abuse and behavioral disorder counselors	#	#	\$14.99	\$31,180	4.7	\$10.56	\$12.37	\$15.83	\$17.74	\$18.90	\$21,950	\$25,720	\$32,920	\$36,910	\$39,310
21-1013	Marriage and family therapists	#	#	\$17.11	\$35,580	11.7	\$12.60	\$13.67	\$18.00	\$20.31	\$21.69	\$26,200	\$28,430	\$37,450	\$42,250	\$45,120
21-1021	Child, family, and school social workers	#	#	\$19.13	\$39,800	7.6	\$12.12	\$13.90	\$16.64	\$20.95	\$35.19	\$25,200	\$28,920	\$34,620	\$43,570	\$73,180
21-1093	Social and human service assistants	#	#	\$11.04	\$22,970	4	\$8.05	\$9.13	\$10.72	\$12.66	\$14.78	\$16,750	\$19,000	\$22,300	\$26,330	\$30,750
21-1099	Community and social service specialists, all other	30	30.9	\$14.02	\$29,160	7.3	\$9.71	\$10.47	\$11.92	\$16.12	\$21.31	\$20,210	\$21,780	\$24,800	\$33,530	\$44,320
<b>23-0000</b>	<b>Legal Occupations</b>	<b>340</b>	<b>14.4</b>	<b>\$33.04</b>	<b>\$68,720</b>	<b>10.4</b>	<b>\$15.00</b>	<b>\$18.31</b>	<b>\$25.95</b>	<b>\$39.09</b>	<b>\$60.99</b>	<b>\$31,200</b>	<b>\$38,090</b>	<b>\$53,970</b>	<b>\$81,300</b>	<b>\$126,860</b>
23-1011	Lawyers	170	6.6	\$43.81	\$91,120	12.2	\$23.87	\$27.48	\$35.72	\$48.49	#	\$49,650	\$57,150	\$74,300	\$100,850	#
23-2011	Paralegals and legal assistants	90	43.6	\$19.45	\$40,450	8.3	\$14.84	\$16.02	\$18.23	\$21.20	\$25.90	\$30,870	\$33,330	\$37,910	\$44,090	\$53,870
23-2093	Title examiners, abstractors, and searchers	40	41.8	\$18.89	\$39,290	10.4	\$12.16	\$13.34	\$15.24	\$23.35	\$30.71	\$25,300	\$27,760	\$31,690	\$48,570	\$63,870
25-2011	Preschool teachers, except special education	120	30.8	\$10.37	\$21,570	10	\$6.28	\$7.57	\$9.34	\$11.26	\$16.77	\$13,070	\$15,750	\$19,420	\$23,420	\$34,870
25-3021	Self-enrichment education teachers	60	29.6	\$12.47	\$25,940	12.9	\$7.38	\$8.21	\$11.25	\$15.24	\$21.42	\$15,340	\$17,080	\$23,400	\$31,700	\$44,550
25-3099	Teachers and instructors, all other	90	12.2	#	\$40,960	4.9	#	#	#	#	#	\$21,700	\$26,960	\$41,760	\$51,680	\$63,180
25-9031	Instructional coordinators	#	#	\$29.21	\$60,750	8	\$17.28	\$28.96	\$31.47	\$33.98	\$35.48	\$35,950	\$60,240	\$65,460	\$70,670	\$73,810
25-9099	Education, training, and library workers, all other	30	0	\$20.08	\$41,770	2.1	\$12.95	\$14.72	\$18.37	\$23.09	\$33.76	\$26,940	\$30,610	\$38,200	\$48,020	\$70,210
<b>27-0000</b>	<b>Arts, Design, Entertainment, Sports, and Media Occupations</b>	<b>800</b>	<b>21</b>	<b>\$13.53</b>	<b>\$28,140</b>	<b>8.3</b>	<b>\$6.57</b>	<b>\$7.90</b>	<b>\$10.42</b>	<b>\$16.38</b>	<b>\$24.94</b>	<b>\$13,670</b>	<b>\$16,430</b>	<b>\$21,680</b>	<b>\$34,080</b>	<b>\$51,870</b>
27-1012	Craft artists	#	#	\$9.81	\$20,410	4.3	\$7.33	\$9.12	\$9.83	\$10.57	\$11.01	\$15,240	\$18,980	\$20,460	\$21,990	\$22,900
27-1019	Artists and related workers, all other	#	#	\$13.24	\$27,540	19.4	\$9.13	\$10.06	\$11.67	\$13.56	\$20.63	\$18,990	\$20,920	\$24,280	\$28,200	\$42,900
27-1021	Commercial and industrial designers	#	#	\$21.80	\$45,340	13.4	\$11.86	\$15.64	\$21.95	\$26.01	\$33.78	\$24,680	\$32,530	\$45,660	\$54,100	\$70,260
27-1023	Floral designers	40	26.6	\$10.14	\$21,080	4	\$7.77	\$9.22	\$10.10	\$10.96	\$12.87	\$16,170	\$19,180	\$21,000	\$22,790	\$26,770
27-1024	Graphic designers	70	22.7	\$14.67	\$30,520	8.3	\$8.95	\$11.57	\$13.16	\$16.58	\$23.88	\$18,620	\$24,060	\$27,370	\$34,490	\$49,670
27-2012	Producers and directors	#	#	\$18.29	\$38,040	3.4	\$15.33	\$16.37	\$18.11	\$20.55	\$22.16	\$31,890	\$34,060	\$37,670	\$42,730	\$46,090
27-3031	Public relations specialists	#	#	\$20.52	\$42,690	7.5	\$10.74	\$12.68	\$20.70	\$26.79	\$31.67	\$22,340	\$26,380	\$43,050	\$55,720	\$65,870
27-3041	Editors	#	#	\$26.29	\$54,680	5.2	\$19.06	\$22.31	\$24.92	\$28.03	\$39.59	\$39,640	\$46,400	\$51,840	\$58,290	\$82,340
27-4012	Broadcast technicians	#	#	\$8.61	\$17,910	6.2	\$6.62	\$7.39	\$8.31	\$9.85	\$10.97	\$13,770	\$15,370	\$17,290	\$20,490	\$22,810
27-4021	Photographers	30	18.8	\$13.38	\$27,840	9.2	\$6.24	\$8.51	\$14.00	\$16.22	\$20.21	\$12,970	\$17,700	\$29,120	\$33,730	\$42,030

# Data unavailable

Occupational Code	Occupational Title	Employment Estimate	Employment Percentage Relative Standard Error	Average Hourly Wage	Average Annual Wage	Wage Percentage Relative Standard Error	10th Percentile (Hourly)	25th Percentile (Hourly)	50th Percentile (Hourly)	75th Percentile (Hourly)	90th Percentile (Hourly)	10th Percentile (Annual)	25th Percentile (Annual)	50th Percentile (Annual)	75th Percentile (Annual)	90th Percentile (Annual)
<b>29-0000</b>	<b>Healthcare Practitioners and Technical Occupations</b>	<b>3,390</b>	<b>4.7</b>	<b>\$30.17</b>	<b>\$62,760</b>	<b>4.5</b>	<b>\$13.48</b>	<b>\$18.54</b>	<b>\$25.22</b>	<b>\$32.48</b>	<b>\$49.41</b>	<b>\$28,030</b>	<b>\$38,570</b>	<b>\$52,450</b>	<b>\$67,560</b>	<b>\$102,770</b>
29-1031	Dietitians and nutritionists	30	17.8	\$27.22	\$56,610	7.1	\$18.92	\$22.27	\$26.94	\$32.93	\$36.72	\$39,340	\$46,320	\$56,030	\$68,500	\$76,380
29-1051	Pharmacists	80	12.6	\$43.85	\$91,200	2.4	\$33.36	\$39.72	\$45.89	\$51.22	\$55.42	\$69,390	\$82,620	\$95,450	\$106,540	\$115,280
29-1062	Family and general practitioners	#	#	\$87.51	\$182,020	9.3	\$58.78	#	#	#	#	\$122,260	#	#	#	#
29-1067	Surgeons	#	#	\$87.52	\$182,030	18.3	\$39.90	#	#	#	#	\$82,990	#	#	#	#
29-1069	Physicians and surgeons, all other	170	38.8	\$81.60	\$169,730	12.3	\$24.65	#	#	#	#	\$51,260	#	#	#	#
29-1071	Physician assistants	#	#	\$30.24	\$62,890	15.5	\$19.51	\$21.22	\$27.50	\$40.21	\$43.29	\$40,580	\$44,130	\$57,200	\$83,630	\$90,040
29-1122	Occupational therapists	70	12	\$23.16	\$48,180	7.7	\$10.61	\$20.55	\$24.76	\$27.34	\$30.53	\$22,060	\$42,740	\$51,500	\$56,870	\$63,510
29-1123	Physical therapists	110	24.6	\$31.19	\$64,870	5.6	\$21.75	\$25.89	\$29.25	\$33.58	\$52.17	\$45,240	\$53,850	\$60,840	\$69,850	\$108,510
29-1127	Speech-language pathologists	60	12	\$26.25	\$54,610	2.8	\$18.56	\$23.14	\$26.46	\$30.60	\$34.13	\$38,610	\$48,130	\$55,030	\$63,640	\$71,000
29-1131	Veterinarians	50	17.9	\$29.02	\$60,370	5.5	\$16.12	\$20.60	\$28.04	\$35.94	\$47.76	\$33,530	\$42,850	\$58,320	\$74,760	\$99,340
29-2021	Dental hygienists	150	16.9	\$31.07	\$64,620	7.5	\$25.02	\$27.17	\$30.36	\$35.83	\$41.48	\$52,040	\$56,520	\$63,160	\$74,530	\$86,270
29-2052	Pharmacy technicians	90	15.7	\$13.84	\$28,790	6.1	\$9.34	\$11.44	\$13.89	\$16.17	\$17.74	\$19,420	\$23,800	\$28,890	\$33,640	\$36,890
29-2056	Veterinary technologists and technicians	80	13	\$11.75	\$24,450	7.4	\$8.67	\$9.73	\$11.48	\$13.74	\$15.28	\$18,030	\$20,240	\$23,880	\$28,580	\$31,780
29-2061	Licensed practical and licensed vocational nurses	240	37.9	\$19.51	\$40,590	3.9	\$14.78	\$16.37	\$19.05	\$21.88	\$24.25	\$30,740	\$34,050	\$39,620	\$45,520	\$50,450
29-2071	Medical records and health information technicians	100	18.7	\$14.19	\$29,520	9.9	\$8.10	\$9.12	\$12.88	\$18.57	\$23.17	\$16,840	\$18,970	\$26,790	\$38,630	\$48,200
29-2081	Opticians, dispensing	#	#	\$13.75	\$28,590	8.7	\$10.60	\$11.85	\$12.99	\$14.12	\$19.70	\$22,050	\$24,640	\$27,030	\$29,370	\$40,980
29-2099	Health technologists and technicians, all other	#	#	\$17.78	\$36,970	6.7	\$12.05	\$13.57	\$15.52	\$22.87	\$27.03	\$25,070	\$28,230	\$32,290	\$47,570	\$56,210
29-9099	Healthcare practitioners and technical workers, all other	#	#	\$19.98	\$41,550	8.7	\$10.23	\$14.19	\$19.91	\$26.12	\$29.23	\$21,270	\$29,520	\$41,410	\$54,320	\$60,800
<b>31-0000</b>	<b>Healthcare Support Occupations</b>	<b>1,220</b>	<b>8.1</b>	<b>\$12.41</b>	<b>\$25,820</b>	<b>2.2</b>	<b>\$9.15</b>	<b>\$10.25</b>	<b>\$11.77</b>	<b>\$13.72</b>	<b>\$17.63</b>	<b>\$19,040</b>	<b>\$21,310</b>	<b>\$24,480</b>	<b>\$28,540</b>	<b>\$36,670</b>
31-1011	Home health aides	130	32.1	\$10.91	\$22,690	2.5	\$8.34	\$9.87	\$11.16	\$12.15	\$13.39	\$17,360	\$20,530	\$23,210	\$25,270	\$27,860
31-1012	Nursing aides, orderlies, and attendants	550	19.6	\$11.57	\$24,070	3.3	\$9.03	\$9.96	\$11.26	\$12.72	\$13.90	\$18,780	\$20,720	\$23,410	\$26,450	\$28,910
31-2021	Physical therapist assistants	#	#	\$14.27	\$29,690	14	\$9.38	\$10.23	\$11.67	\$19.25	\$22.00	\$19,510	\$21,280	\$24,280	\$40,040	\$45,760
31-9091	Dental assistants	90	31.4	\$13.38	\$27,830	7.3	\$10.41	\$11.49	\$12.83	\$14.36	\$18.84	\$21,660	\$23,900	\$26,680	\$29,860	\$39,200
31-9092	Medical assistants	150	25.1	\$12.18	\$25,330	4	\$9.17	\$9.91	\$11.22	\$14.78	\$16.52	\$19,060	\$20,620	\$23,340	\$30,750	\$34,360
31-9093	Medical equipment preparers	#	#	\$13.93	\$28,980	11.4	\$11.43	\$12.00	\$12.96	\$14.28	\$17.22	\$23,780	\$24,970	\$26,960	\$29,700	\$35,820
31-9094	Medical transcriptionists	60	31.4	\$15.93	\$33,130	6.8	\$11.89	\$13.58	\$15.93	\$18.67	\$20.66	\$24,730	\$28,240	\$33,140	\$38,840	\$42,970
<b>33-0000</b>	<b>Protective Service Occupations</b>	<b>700</b>	<b>7.7</b>	<b>\$19.69</b>	<b>\$40,960</b>	<b>4.4</b>	<b>\$8.48</b>	<b>\$13.23</b>	<b>\$18.60</b>	<b>\$25.66</b>	<b>\$31.55</b>	<b>\$17,630</b>	<b>\$27,510</b>	<b>\$38,680</b>	<b>\$53,380</b>	<b>\$65,620</b>
33-1012	First-line supervisors/managers of police and detectives	40	2.6	\$36.46	\$75,830	2.7	\$26.89	\$32.53	\$37.38	\$41.96	\$45.28	\$55,920	\$67,670	\$77,760	\$87,280	\$94,180
33-3021	Detectives and criminal investigators	40	0	\$30.00	\$62,390	2.3	\$22.43	\$24.52	\$27.94	\$35.39	\$42.48	\$46,660	\$51,010	\$58,120	\$73,600	\$88,350

# Data unavailable



Occupational Code	Occupational Title	Employment Estimate	Employment Percentage Relative Standard Error	Average Hourly Wage	Average Annual Wage	Wage Percentage Relative Standard Error	10th Percentile (Hourly)	25th Percentile (Hourly)	50th Percentile (Hourly)	75th Percentile (Hourly)	90th Percentile (Hourly)	10th Percentile (Annual)	25th Percentile (Annual)	50th Percentile (Annual)	75th Percentile (Annual)	90th Percentile (Annual)
33-9032	Security guards	70	39.2	\$10.99	\$22,860	4	\$7.95	\$9.50	\$10.76	\$12.60	\$14.17	\$16,540	\$19,770	\$22,370	\$26,210	\$29,480
33-9092	Lifeguards, ski patrol, and other recreational protective service workers	60	37.7	\$8.37	\$17,400	3.5	\$7.17	\$7.51	\$8.09	\$8.66	\$10.60	\$14,910	\$15,630	\$16,820	\$18,010	\$22,050
33-9099	Protective service workers, all other	#	#	\$15.08	\$31,370	4.5	\$7.69	\$8.73	\$14.62	\$19.65	\$21.98	\$15,980	\$18,150	\$30,410	\$40,870	\$45,720
<b>35-0000</b>	<b>Food Preparation and Serving Related Occupations</b>	<b>5,570</b>	<b>3.2</b>	<b>\$8.56</b>	<b>\$17,800</b>	<b>1.9</b>	<b>\$5.72</b>	<b>\$6.33</b>	<b>\$7.59</b>	<b>\$9.98</b>	<b>\$12.89</b>	<b>\$11,910</b>	<b>\$13,170</b>	<b>\$15,780</b>	<b>\$20,760</b>	<b>\$26,810</b>
35-1012	First-line supervisors/managers of food preparation and serving workers	370	7	\$13.52	\$28,110	4.1	\$7.58	\$9.36	\$12.95	\$16.56	\$20.56	\$15,770	\$19,480	\$26,930	\$34,430	\$42,760
35-2011	Cooks, fast food	#	#	\$6.38	\$13,270	7.4	\$5.61	\$5.89	\$6.35	\$6.81	\$7.10	\$11,660	\$12,240	\$13,210	\$14,170	\$14,770
35-2012	Cooks, institution and cafeteria	150	19.9	\$11.48	\$23,880	3.3	\$7.46	\$9.03	\$11.44	\$13.33	\$16.30	\$15,520	\$18,790	\$23,800	\$27,720	\$33,900
35-2014	Cooks, restaurant	480	16.3	\$9.75	\$20,280	2.8	\$7.22	\$8.39	\$9.80	\$10.96	\$12.55	\$15,010	\$17,450	\$20,390	\$22,800	\$26,110
35-2021	Food preparation workers	380	10.2	\$9.13	\$18,990	2.1	\$7.02	\$7.77	\$8.91	\$10.52	\$11.97	\$14,590	\$16,160	\$18,530	\$21,890	\$24,900
35-3011	Bartenders	260	41.1	\$9.35	\$19,460	3.4	\$5.83	\$6.67	\$8.40	\$12.47	\$14.29	\$12,130	\$13,870	\$17,480	\$25,940	\$29,720
35-3021	Combined food preparation and serving workers, including fast food	1,500	6.9	\$7.32	\$15,220	3.2	\$5.61	\$6.08	\$6.87	\$8.23	\$9.81	\$11,660	\$12,650	\$14,300	\$17,120	\$20,410
35-3022	Counter attendants, cafeteria, food concession, and coffee shop	#	#	\$7.65	\$15,920	6.5	\$5.71	\$6.21	\$7.07	\$8.56	\$11.38	\$11,870	\$12,910	\$14,710	\$17,810	\$23,680
35-3031	Waiters and waitresses	1,190	5.7	\$8.08	\$16,810	5.5	\$5.60	\$6.00	\$6.67	\$9.79	\$12.92	\$11,640	\$12,480	\$13,880	\$20,370	\$26,870
35-9011	Dining room and cafeteria attendants and bartender helpers	140	48.2	\$6.98	\$14,510	9.8	\$5.58	\$5.94	\$6.54	\$7.70	\$10.07	\$11,600	\$12,350	\$13,610	\$16,010	\$20,940
35-9021	Dishwashers	320	7.4	\$7.38	\$15,350	3	\$5.76	\$6.37	\$7.44	\$8.44	\$9.27	\$11,980	\$13,260	\$15,460	\$17,550	\$19,290
35-9031	Hosts and hostesses, restaurant, lounge, and coffee shop	290	19.2	\$7.56	\$15,730	3.1	\$5.77	\$6.44	\$7.56	\$8.52	\$9.53	\$11,990	\$13,400	\$15,720	\$17,730	\$19,820
<b>37-0000</b>	<b>Building and Grounds Cleaning and Maintenance Occupations</b>	<b>1,880</b>	<b>5.2</b>	<b>\$10.37</b>	<b>\$21,560</b>	<b>2.7</b>	<b>\$6.70</b>	<b>\$7.90</b>	<b>\$9.40</b>	<b>\$11.63</b>	<b>\$15.54</b>	<b>\$13,930</b>	<b>\$16,440</b>	<b>\$19,560</b>	<b>\$24,200</b>	<b>\$32,310</b>
37-1011	First-line supervisors/managers of housekeeping and janitorial workers	90	21	\$16.85	\$35,050	8.4	\$8.92	\$11.84	\$16.53	\$22.49	\$25.82	\$18,550	\$24,620	\$34,380	\$46,790	\$53,710
37-1012	First-line supervisors/managers of landscaping, lawn service, and groundskeeping workers	40	14.5	\$18.16	\$37,770	6.6	\$12.61	\$14.05	\$18.42	\$21.32	\$23.41	\$26,220	\$29,220	\$38,320	\$44,340	\$48,700
37-2011	Janitors and cleaners, except maids and housekeeping cleaners	880	11.6	\$9.90	\$20,590	3	\$6.70	\$8.01	\$9.68	\$11.45	\$13.30	\$13,940	\$16,650	\$20,130	\$23,820	\$27,660
37-2012	Maids and housekeeping cleaners	460	19.1	\$7.97	\$16,580	2.7	\$6.02	\$6.97	\$8.02	\$8.95	\$10.22	\$12,520	\$14,490	\$16,690	\$18,610	\$21,260
37-2021	Pest control workers	30	28.4	\$16.63	\$34,580	11.6	\$11.40	\$12.56	\$14.47	\$17.42	\$27.99	\$23,720	\$26,120	\$30,090	\$36,240	\$58,210
37-3011	Landscaping and groundskeeping workers	380	6.6	\$11.42	\$23,750	3.8	\$7.75	\$8.73	\$10.15	\$13.30	\$18.73	\$16,130	\$18,150	\$21,120	\$27,670	\$38,950
<b>39-0000</b>	<b>Personal Care and Service Occupations</b>	<b>1,450</b>	<b>10.3</b>	<b>\$9.77</b>	<b>\$20,320</b>	<b>3.2</b>	<b>\$6.27</b>	<b>\$7.36</b>	<b>\$8.54</b>	<b>\$11.06</b>	<b>\$14.51</b>	<b>\$13,030</b>	<b>\$15,320</b>	<b>\$17,760</b>	<b>\$22,990</b>	<b>\$30,180</b>
39-1021	First-line supervisors/managers of personal service workers	#	#	\$14.11	\$29,340	9.6	\$9.05	\$11.32	\$12.57	\$13.77	\$24.94	\$18,820	\$23,550	\$26,150	\$28,630	\$51,880

# Data unavailable

Occupational Code	Occupational Title	Employment Estimate	Employment Percentage Relative Standard Error	Average Hourly Wage	Average Annual Wage	Wage Percentage Relative Standard Error	10th Percentile (Hourly)	25th Percentile (Hourly)	50th Percentile (Hourly)	75th Percentile (Hourly)	90th Percentile (Hourly)	10th Percentile (Annual)	25th Percentile (Annual)	50th Percentile (Annual)	75th Percentile (Annual)	90th Percentile (Annual)
39-2021	Nonfarm animal caretakers	#	#	\$7.61	\$15,830	7.7	\$5.71	\$6.17	\$6.94	\$8.48	\$11.00	\$11,880	\$12,840	\$14,440	\$17,640	\$22,870
39-3091	Amusement and recreation attendants	190	29.7	\$10.76	\$22,370	19.9	\$5.73	\$6.39	\$7.82	\$14.34	\$22.14	\$11,910	\$13,290	\$16,270	\$29,820	\$46,050
39-5012	Hairdressers, hairstylists, and cosmetologists	90	13	\$10.86	\$22,580	6.7	\$6.70	\$9.40	\$10.36	\$12.24	\$15.77	\$13,940	\$19,560	\$21,540	\$25,470	\$32,800
39-9011	Child care workers	320	27	\$7.81	\$16,240	2.9	\$6.03	\$7.06	\$7.82	\$8.61	\$9.92	\$12,550	\$14,680	\$16,260	\$17,900	\$20,630
39-9021	Personal and home care aides	240	7.7	\$8.10	\$16,850	3.3	\$6.50	\$7.41	\$8.11	\$8.83	\$9.83	\$13,530	\$15,410	\$16,870	\$18,360	\$20,450
39-9031	Fitness trainers and aerobics instructors	210	29.4	\$10.76	\$22,390	10.7	\$7.37	\$7.97	\$9.51	\$12.55	\$13.70	\$15,330	\$16,580	\$19,780	\$26,100	\$28,500
39-9032	Recreation workers	160	16.5	\$9.75	\$20,290	4	\$6.08	\$7.20	\$9.29	\$11.14	\$13.99	\$12,640	\$14,980	\$19,330	\$23,170	\$29,110
<b>41-0000</b>	<b>Sales and Related Occupations</b>	<b>7,350</b>	<b>6.4</b>	<b>\$14.64</b>	<b>\$30,460</b>	<b>3.4</b>	<b>\$6.53</b>	<b>\$8.07</b>	<b>\$11.05</b>	<b>\$17.22</b>	<b>\$26.25</b>	<b>\$13,580</b>	<b>\$16,780</b>	<b>\$22,980</b>	<b>\$35,810</b>	<b>\$54,590</b>
41-1011	First-line supervisors/managers of retail sales workers	530	7.5	\$18.76	\$39,030	5.7	\$11.12	\$12.84	\$15.52	\$19.81	\$28.05	\$23,130	\$26,710	\$32,280	\$41,200	\$58,350
41-1012	First-line supervisors/managers of non-retail sales workers	80	18.8	\$32.76	\$68,140	7.5	\$16.45	\$22.62	\$28.31	\$42.36	\$49.15	\$34,220	\$47,050	\$58,890	\$88,100	\$102,220
41-2011	Cashiers	1,500	10.8	\$8.90	\$18,520	2.2	\$6.12	\$7.24	\$8.33	\$9.98	\$13.39	\$12,720	\$15,060	\$17,320	\$20,760	\$27,840
41-2021	Counter and rental clerks	380	17.1	\$10.45	\$21,740	4.2	\$6.58	\$8.05	\$9.62	\$12.60	\$15.20	\$13,690	\$16,740	\$20,010	\$26,200	\$31,620
41-2022	Parts salespersons	160	21.8	\$15.15	\$31,520	5.2	\$8.91	\$11.68	\$14.68	\$17.59	\$23.84	\$18,530	\$24,300	\$30,530	\$36,580	\$49,590
41-2031	Retail salespersons	3,000	8.1	\$12.25	\$25,470	4	\$6.21	\$7.48	\$9.96	\$14.19	\$21.96	\$12,920	\$15,570	\$20,710	\$29,510	\$45,690
41-3011	Advertising sales agents	80	27.3	\$23.77	\$49,440	11.9	\$9.63	\$14.77	\$21.37	\$28.14	\$43.09	\$20,040	\$30,720	\$44,440	\$58,530	\$89,620
41-3021	Insurance sales agents	120	28	\$22.22	\$46,220	12.6	\$9.80	\$10.87	\$17.56	\$27.55	\$43.17	\$20,370	\$22,620	\$36,520	\$57,300	\$89,780
41-3031	Securities, commodities, and financial services sales agents	#	#	\$41.70	\$86,730	12.2	\$14.17	\$20.71	\$40.56	\$62.19	\$69.92	\$29,470	\$43,070	\$84,360	\$129,350	\$145,420
41-3099	Sales representatives, services, all other	230	17.7	\$29.01	\$60,340	11	\$13.29	\$16.47	\$21.00	\$30.59	\$63.31	\$27,630	\$34,250	\$43,690	\$63,630	\$131,690
41-4011	Sales representatives, wholesale and manufacturing, technical and scientific products	30	28.3	\$29.11	\$60,550	21.9	\$11.95	\$15.34	\$22.07	\$30.65	\$56.15	\$24,860	\$31,920	\$45,910	\$63,760	\$116,790
41-4012	Sales representatives, wholesale and manufacturing, except technical and scientific products	610	10.2	\$20.08	\$41,770	3.5	\$10.49	\$13.78	\$19.49	\$24.22	\$31.65	\$21,820	\$28,650	\$40,540	\$50,370	\$65,840
41-9011	Demonstrators and product promoters	#	#	\$10.53	\$21,910	2.3	\$7.69	\$8.43	\$10.15	\$12.62	\$14.13	\$15,990	\$17,530	\$21,110	\$26,250	\$29,400
41-9021	Real estate brokers	#	#	\$28.01	\$58,250	25.7	\$12.39	\$14.06	\$21.77	\$43.04	\$47.07	\$25,770	\$29,250	\$45,280	\$89,520	\$97,900
41-9041	Telemarketers	#	#	\$16.42	\$34,160	3.9	\$6.34	\$7.63	\$12.75	\$24.12	\$29.08	\$13,180	\$15,860	\$26,510	\$50,170	\$60,490
41-9099	Sales and related workers, all other	60	46.1	\$15.06	\$31,330	6.3	\$9.52	\$11.21	\$13.98	\$17.19	\$22.10	\$19,810	\$23,310	\$29,090	\$35,760	\$45,970
<b>43-0000</b>	<b>Office and Administrative Support Occupations</b>	<b>9,510</b>	<b>4.6</b>	<b>\$13.26</b>	<b>\$27,570</b>	<b>1.5</b>	<b>\$7.74</b>	<b>\$9.66</b>	<b>\$12.33</b>	<b>\$16.02</b>	<b>\$20.22</b>	<b>\$16,110</b>	<b>\$20,090</b>	<b>\$25,640</b>	<b>\$33,310</b>	<b>\$42,050</b>
43-1011	First-line supervisors/managers of office and administrative support workers	440	7	\$21.12	\$43,940	3.8	\$11.49	\$14.46	\$19.05	\$25.81	\$33.02	\$23,900	\$30,070	\$39,620	\$53,670	\$68,680
43-2011	Switchboard operators, including answering service	60	11	\$9.77	\$20,320	4.3	\$7.65	\$8.27	\$9.52	\$11.19	\$12.68	\$15,920	\$17,200	\$19,810	\$23,280	\$26,370
43-3011	Bill and account collectors	160	21.2	\$15.38	\$31,980	5.3	\$9.82	\$11.75	\$15.00	\$17.88	\$22.15	\$20,430	\$24,430	\$31,200	\$37,200	\$46,060

# Data unavailable

Occupational Code	Occupational Title	Employment Estimate	Employment Percentage Relative Standard Error	Average Hourly Wage	Average Annual Wage	Wage Percentage Relative Standard Error	10th Percentile (Hourly)	25th Percentile (Hourly)	50th Percentile (Hourly)	75th Percentile (Hourly)	90th Percentile (Hourly)	10th Percentile (Annual)	25th Percentile (Annual)	50th Percentile (Annual)	75th Percentile (Annual)	90th Percentile (Annual)
43-3021	Billing and posting clerks and machine operators	190	21.7	\$13.14	\$27,330	4.7	\$7.85	\$11.60	\$13.48	\$15.70	\$17.21	\$16,330	\$24,130	\$28,040	\$32,660	\$35,810
43-3031	Bookkeeping, accounting, and auditing clerks	1,040	9.5	\$13.76	\$28,610	2	\$8.88	\$10.83	\$13.47	\$16.62	\$19.28	\$18,470	\$22,530	\$28,020	\$34,580	\$40,110
43-3051	Payroll and timekeeping clerks	50	17.9	\$13.92	\$28,950	3.1	\$9.40	\$11.92	\$13.46	\$15.27	\$20.23	\$19,560	\$24,780	\$28,000	\$31,760	\$42,070
43-3071	Tellers	280	26.3	\$10.58	\$22,000	1.8	\$8.31	\$9.16	\$10.21	\$11.47	\$14.17	\$17,280	\$19,060	\$21,230	\$23,860	\$29,470
43-4031	Court, municipal, and license clerks	40	2.1	\$16.87	\$35,100	2.2	\$12.12	\$14.04	\$16.85	\$19.79	\$22.46	\$25,210	\$29,210	\$35,050	\$41,170	\$46,710
43-4051	Customer service representatives	760	47.1	\$12.61	\$26,240	1.9	\$8.71	\$9.84	\$11.49	\$14.18	\$17.96	\$18,120	\$20,460	\$23,900	\$29,490	\$37,350
43-4071	File clerks	90	23.2	\$11.26	\$23,430	4.4	\$7.97	\$9.20	\$10.96	\$13.13	\$15.77	\$16,570	\$19,140	\$22,800	\$27,300	\$32,800
43-4081	Hotel, motel, and resort desk clerks	160	9.3	\$8.47	\$17,610	2.2	\$7.28	\$7.78	\$8.39	\$9.07	\$10.09	\$15,140	\$16,180	\$17,460	\$18,860	\$20,990
43-4111	Interviewers, except eligibility and loan	150	29.8	\$13.37	\$27,820	2.4	\$9.49	\$10.80	\$12.67	\$15.96	\$19.07	\$19,740	\$22,470	\$26,350	\$33,190	\$39,670
43-4131	Loan interviewers and clerks	120	17.8	\$16.27	\$33,830	3.7	\$11.35	\$12.81	\$15.38	\$18.42	\$22.89	\$23,610	\$26,650	\$31,990	\$38,310	\$47,620
43-4141	New accounts clerks	50	33.5	\$12.61	\$26,240	3.7	\$10.66	\$11.54	\$12.49	\$13.47	\$14.93	\$22,170	\$24,010	\$25,980	\$28,020	\$31,060
43-4151	Order clerks	150	21.4	\$13.27	\$27,600	5.4	\$9.44	\$10.40	\$12.02	\$15.10	\$20.82	\$19,630	\$21,620	\$25,010	\$31,410	\$43,310
43-4161	Human resources assistants, except payroll and timekeeping	50	11.3	\$14.99	\$31,180	2.6	\$11.61	\$12.72	\$14.68	\$17.11	\$19.51	\$24,160	\$26,450	\$30,540	\$35,590	\$40,570
43-4171	Receptionists and information clerks	560	18.1	\$10.29	\$21,400	1.9	\$7.20	\$8.95	\$10.27	\$11.67	\$13.50	\$14,980	\$18,620	\$21,370	\$24,260	\$28,080
43-4181	Reservation and transportation ticket agents and travel clerks	#	#	\$9.13	\$18,990	5.8	\$7.83	\$8.27	\$9.00	\$9.95	\$11.12	\$16,290	\$17,200	\$18,730	\$20,700	\$23,140
43-4199	All other information and record clerks	110	7	\$14.79	\$30,760	3.4	\$9.34	\$10.99	\$14.51	\$18.09	\$21.76	\$19,430	\$22,850	\$30,190	\$37,640	\$45,250
43-5032	Dispatchers, except police, fire, and ambulance	100	20.8	\$15.97	\$33,220	13.3	\$6.84	\$7.92	\$13.00	\$19.75	\$34.97	\$14,220	\$16,480	\$27,040	\$41,080	\$72,740
43-5051	Postal service clerks	70	42.7	#	#	#	#	#	#	#	#	#	#	#	#	#
43-5052	Postal service mail carriers	150	0	\$20.41	\$42,450	0	\$16.02	\$17.93	\$20.68	\$23.11	\$24.91	\$33,310	\$37,300	\$43,010	\$48,060	\$51,810
43-5053	Postal service mail sorters, processors, and processing machine operators	90	0	\$18.69	\$38,880	0	\$11.36	\$15.52	\$20.35	\$22.42	\$23.67	\$23,630	\$32,290	\$42,320	\$46,640	\$49,230
43-5061	Production, planning, and expediting clerks	90	21	\$17.60	\$36,610	5.8	\$10.16	\$11.97	\$15.74	\$21.85	\$28.50	\$21,140	\$24,890	\$32,730	\$45,440	\$59,290
43-5071	Shipping, receiving, and traffic clerks	210	10.2	\$11.32	\$23,540	3.3	\$7.12	\$8.31	\$11.13	\$13.60	\$17.01	\$14,820	\$17,290	\$23,150	\$28,300	\$35,390
43-5081	Stock clerks and order fillers	580	11.7	\$10.67	\$22,190	2.3	\$7.05	\$8.48	\$10.31	\$12.58	\$15.03	\$14,660	\$17,640	\$21,450	\$26,180	\$31,250
43-5111	Weighers, measurers, checkers, and samplers, recordkeeping	#	#	\$13.96	\$29,030	2.6	\$10.58	\$12.08	\$13.55	\$14.97	\$18.28	\$22,020	\$25,120	\$28,190	\$31,140	\$38,020
43-6011	Executive secretaries and administrative assistants	480	9.6	\$17.19	\$35,750	2.6	\$10.65	\$13.36	\$16.25	\$20.54	\$23.98	\$22,150	\$27,800	\$33,800	\$42,730	\$49,890
43-6012	Legal secretaries	50	39.9	\$16.52	\$34,350	7.4	\$11.47	\$13.67	\$16.43	\$18.47	\$21.29	\$23,860	\$28,440	\$34,180	\$38,420	\$44,280
43-6013	Medical secretaries	130	27.7	\$12.97	\$26,980	7.2	\$7.78	\$8.92	\$12.87	\$16.13	\$18.41	\$16,180	\$18,540	\$26,760	\$33,540	\$38,290
43-6014	Secretaries, except legal, medical, and executive	850	7.6	\$12.41	\$25,810	2.7	\$7.14	\$10.18	\$12.68	\$15.02	\$16.94	\$14,850	\$21,170	\$26,370	\$31,230	\$35,240
43-9021	Data entry keyers	40	31.9	\$13.16	\$27,370	3.4	\$9.31	\$10.51	\$13.12	\$15.70	\$17.35	\$19,370	\$21,850	\$27,290	\$32,650	\$36,080
43-9041	Insurance claims and policy processing clerks	#	#	\$18.89	\$39,280	3.1	\$15.63	\$16.76	\$18.53	\$20.83	\$23.38	\$32,510	\$34,850	\$38,540	\$43,320	\$48,640

# Data unavailable

Occupational Code	Occupational Title	Employment Estimate	Employment Percentage Relative Standard Error	Average Hourly Wage	Average Annual Wage	Wage Percentage Relative Standard Error	10th Percentile (Hourly)	25th Percentile (Hourly)	50th Percentile (Hourly)	75th Percentile (Hourly)	90th Percentile (Hourly)	10th Percentile (Annual)	25th Percentile (Annual)	50th Percentile (Annual)	75th Percentile (Annual)	90th Percentile (Annual)
43-9051	Mail clerks and mail machine operators, except postal service	#	#	\$10.21	\$21,240	7.3	\$7.93	\$8.38	\$9.13	\$12.16	\$14.73	\$16,500	\$17,430	\$18,990	\$25,290	\$30,630
43-9061	Office clerks, general	1,640	7.5	\$11.04	\$22,970	2.5	\$6.31	\$8.00	\$10.59	\$13.58	\$16.88	\$13,120	\$16,640	\$22,020	\$28,240	\$35,110
43-9199	Office and administrative support workers, all other	100	13.1	\$14.07	\$29,260	2	\$10.30	\$12.02	\$13.64	\$16.23	\$18.42	\$21,430	\$25,000	\$28,360	\$33,750	\$38,320
45-2092	Farmworkers and laborers, crop, nursery, and greenhouse	40	44.3	#	#	#	#	#	#	#	#	#	#	#	#	#
<b>47-0000</b>	<b>Construction and Extraction Occupations</b>	<b>4,690</b>	<b>5.7</b>	<b>\$17.23</b>	<b>\$35,840</b>	<b>2.8</b>	<b>\$9.79</b>	<b>\$12.55</b>	<b>\$15.92</b>	<b>\$20.74</b>	<b>\$27.16</b>	<b>\$20,360</b>	<b>\$26,090</b>	<b>\$33,100</b>	<b>\$43,140</b>	<b>\$56,480</b>
47-1011	First-line supervisors/managers of construction trades and extraction workers	530	16.8	\$24.94	\$51,880	3.9	\$16.03	\$19.35	\$22.85	\$29.93	\$38.82	\$33,350	\$40,240	\$47,520	\$62,250	\$80,750
47-2021	Brickmasons and blockmasons	30	40.2	\$19.99	\$41,580	9.1	\$15.08	\$16.71	\$19.06	\$23.88	\$26.50	\$31,360	\$34,770	\$39,640	\$49,670	\$55,120
47-2031	Carpenters	440	14.9	\$15.45	\$32,130	6.4	\$9.45	\$10.46	\$14.32	\$17.78	\$26.83	\$19,650	\$21,770	\$29,780	\$36,990	\$55,800
47-2051	Cement masons and concrete finishers	160	41.9	\$12.92	\$26,870	6	\$9.37	\$10.58	\$12.78	\$14.90	\$17.15	\$19,490	\$22,010	\$26,580	\$30,990	\$35,660
47-2061	Construction laborers	530	17.9	\$12.49	\$25,980	4.7	\$7.95	\$9.50	\$12.47	\$15.24	\$17.44	\$16,530	\$19,770	\$25,930	\$31,700	\$36,270
47-2071	Paving, surfacing, and tamping equipment operators	130	11.3	\$17.49	\$36,370	2.7	\$14.33	\$15.47	\$17.42	\$19.90	\$21.48	\$29,800	\$32,190	\$36,220	\$41,390	\$44,680
47-2073	Operating engineers and other construction equipment operators	390	28.7	\$15.82	\$32,910	4	\$12.46	\$13.42	\$14.88	\$17.47	\$21.14	\$25,920	\$27,920	\$30,960	\$36,340	\$43,970
47-2081	Drywall and ceiling tile installers	80	18.8	\$11.71	\$24,350	17.5	\$5.99	\$7.08	\$9.03	\$14.86	\$24.58	\$12,450	\$14,720	\$18,780	\$30,920	\$51,130
47-2111	Electricians	370	30.3	\$18.64	\$38,770	6.8	\$10.37	\$15.29	\$19.18	\$22.62	\$25.90	\$21,560	\$31,800	\$39,890	\$47,040	\$53,880
47-2141	Painters, construction and maintenance	110	10.6	\$16.20	\$33,690	7.4	\$11.41	\$13.46	\$16.04	\$19.61	\$22.44	\$23,740	\$28,000	\$33,370	\$40,790	\$46,670
47-2151	Pipelayers	#	#	\$14.52	\$30,200	6.8	\$11.14	\$11.96	\$13.20	\$16.06	\$21.69	\$23,180	\$24,890	\$27,460	\$33,390	\$45,120
47-2152	Plumbers, pipefitters, and steamfitters	#	#	\$19.55	\$40,660	15	\$8.90	\$12.93	\$18.05	\$26.89	\$31.70	\$18,510	\$26,890	\$37,550	\$55,930	\$65,940
47-2181	Roofers	60	41.2	\$16.07	\$33,420	16.7	\$9.69	\$11.13	\$17.45	\$20.61	\$22.11	\$20,140	\$23,150	\$36,300	\$42,870	\$45,990
47-2211	Sheet metal workers	200	41.7	\$16.64	\$34,600	3.5	\$11.13	\$13.50	\$16.43	\$19.44	\$22.20	\$23,140	\$28,080	\$34,180	\$40,440	\$46,170
47-4011	Construction and building inspectors	40	19.7	\$24.77	\$51,520	3.8	\$19.70	\$21.43	\$24.26	\$27.92	\$31.70	\$40,980	\$44,570	\$50,470	\$58,080	\$65,930
47-4051	Highway maintenance workers	100	0	\$17.65	\$36,700	2	\$11.96	\$15.58	\$18.12	\$20.65	\$22.73	\$24,870	\$32,400	\$37,690	\$42,960	\$47,280
47-4071	Septic tank servicers and sewer pipe cleaners	30	30.2	\$15.28	\$31,770	12.1	\$9.59	\$11.72	\$16.76	\$18.13	\$18.95	\$19,940	\$24,380	\$34,870	\$37,710	\$39,420
47-5012	Rotary drill operators, oil and gas	30	23.4	\$18.41	\$38,300	5.9	\$14.69	\$15.47	\$16.78	\$22.06	\$26.08	\$30,550	\$32,180	\$34,890	\$45,880	\$54,250
47-5013	Service unit operators, oil, gas, and mining	#	#	\$26.89	\$55,930	10.6	\$13.54	\$24.14	\$27.20	\$32.84	\$36.09	\$28,170	\$50,210	\$56,570	\$68,300	\$75,070
47-5081	Helpers--extraction workers	120	49.7	\$13.67	\$28,430	9.3	\$8.29	\$11.85	\$14.81	\$16.21	\$17.05	\$17,250	\$24,640	\$30,800	\$33,710	\$35,450
<b>49-0000</b>	<b>Installation, Maintenance, and Repair Occupations</b>	<b>2,770</b>	<b>6.8</b>	<b>\$17.06</b>	<b>\$35,480</b>	<b>2.7</b>	<b>\$9.07</b>	<b>\$11.32</b>	<b>\$16.05</b>	<b>\$21.45</b>	<b>\$26.77</b>	<b>\$18,860</b>	<b>\$23,550</b>	<b>\$33,390</b>	<b>\$44,620</b>	<b>\$55,680</b>
49-1011	First-line supervisors/managers of mechanics, installers, and repairers	210	10.7	\$23.79	\$49,480	4	\$14.14	\$17.24	\$22.54	\$28.48	\$35.72	\$29,400	\$35,860	\$46,880	\$59,250	\$74,310
49-2011	Computer, automated teller, and office machine repairers	#	#	\$14.27	\$29,680	5.5	\$10.34	\$11.75	\$13.37	\$16.13	\$18.56	\$21,500	\$24,430	\$27,810	\$33,540	\$38,600

# Data unavailable

Occupational Code	Occupational Title	Employment Estimate	Employment Percentage Relative Standard Error	Average Hourly Wage	Average Annual Wage	Wage Percentage Relative Standard Error	10th Percentile (Hourly)	25th Percentile (Hourly)	50th Percentile (Hourly)	75th Percentile (Hourly)	90th Percentile (Hourly)	10th Percentile (Annual)	25th Percentile (Annual)	50th Percentile (Annual)	75th Percentile (Annual)	90th Percentile (Annual)
49-2092	Electric motor, power tool, and related repairers	30	31.8	\$13.13	\$27,320	2.9	\$9.25	\$10.53	\$13.38	\$15.24	\$17.18	\$19,230	\$21,900	\$27,830	\$31,710	\$35,740
49-3023	Automotive service technicians and mechanics	380	24.4	\$15.51	\$32,270	6.8	\$8.49	\$10.03	\$15.16	\$19.86	\$23.37	\$17,670	\$20,860	\$31,520	\$41,310	\$48,600
49-3031	Bus and truck mechanics and diesel engine specialists	170	11.8	\$18.30	\$38,050	2.8	\$12.97	\$14.75	\$18.18	\$21.29	\$24.24	\$26,970	\$30,690	\$37,810	\$44,290	\$50,420
49-3042	Mobile heavy equipment mechanics, except engines	70	45.9	\$18.13	\$37,710	6.2	\$12.10	\$15.69	\$18.76	\$20.80	\$22.03	\$25,180	\$32,640	\$39,020	\$43,270	\$45,820
49-3052	Motorcycle mechanics	60	19.9	\$14.60	\$30,370	10.4	\$8.00	\$10.37	\$14.40	\$17.03	\$21.31	\$16,650	\$21,570	\$29,950	\$35,410	\$44,320
49-3053	Outdoor power equipment and other small engine mechanics	#	#	\$13.59	\$28,270	3.7	\$12.41	\$12.90	\$13.72	\$14.54	\$15.03	\$25,820	\$26,840	\$28,540	\$30,240	\$31,260
49-3093	Tire repairers and changers	130	33.1	\$12.02	\$25,000	5.8	\$7.13	\$9.49	\$11.18	\$15.50	\$17.73	\$14,830	\$19,740	\$23,260	\$32,240	\$36,870
49-9021	Heating, air conditioning, and refrigeration mechanics and installers	#	#	\$16.48	\$34,270	16.2	\$8.99	\$10.02	\$16.10	\$23.18	\$26.26	\$18,710	\$20,850	\$33,500	\$48,210	\$54,610
49-9041	Industrial machinery mechanics	140	30.5	\$16.81	\$34,970	5.8	\$8.44	\$12.74	\$16.38	\$20.85	\$25.40	\$17,560	\$26,500	\$34,080	\$43,360	\$52,830
49-9042	Maintenance and repair workers, general	440	11.4	\$15.89	\$33,050	7	\$8.63	\$10.23	\$14.29	\$19.51	\$24.91	\$17,950	\$21,290	\$29,720	\$40,590	\$51,810
49-9051	Electrical power-line installers and repairers	#	#	\$27.90	\$58,030	2.9	\$19.73	\$23.27	\$28.29	\$32.85	\$35.60	\$41,040	\$48,400	\$58,840	\$68,330	\$74,050
49-9052	Telecommunications line installers and repairers	#	#	\$12.46	\$25,920	6.7	\$9.79	\$10.30	\$11.14	\$11.98	\$19.06	\$20,370	\$21,420	\$23,160	\$24,930	\$39,640
49-9062	Medical equipment repairers	#	#	\$17.16	\$35,700	10.8	\$12.99	\$14.18	\$16.32	\$18.68	\$23.42	\$27,010	\$29,490	\$33,940	\$38,860	\$48,700
49-9098	Helpers--installation, maintenance, and repair workers	140	26.4	\$14.94	\$31,070	10.5	\$6.23	\$7.79	\$14.72	\$22.69	\$25.80	\$12,950	\$16,210	\$30,610	\$47,190	\$53,670
49-9099	Installation, maintenance, and repair workers, all other	60	36.6	\$14.77	\$30,720	5.2	\$7.59	\$10.41	\$13.51	\$19.86	\$23.32	\$15,790	\$21,660	\$28,110	\$41,310	\$48,500
<b>51-0000</b>	<b>Production Occupations</b>	<b>2,740</b>	<b>9.5</b>	<b>\$13.97</b>	<b>\$29,050</b>	<b>2.1</b>	<b>\$7.86</b>	<b>\$9.49</b>	<b>\$12.46</b>	<b>\$16.96</b>	<b>\$22.14</b>	<b>\$16,340</b>	<b>\$19,750</b>	<b>\$25,920</b>	<b>\$35,280</b>	<b>\$46,050</b>
51-1011	First-line supervisors/managers of production and operating workers	160	10.1	\$22.89	\$47,610	4.5	\$11.64	\$16.55	\$21.07	\$27.50	\$34.74	\$24,210	\$34,430	\$43,820	\$57,210	\$72,250
51-2022	Electrical and electronic equipment assemblers	30	14.6	\$10.90	\$22,670	3.9	\$7.58	\$8.44	\$10.32	\$12.56	\$14.47	\$15,770	\$17,550	\$21,470	\$26,130	\$30,100
51-2092	Team assemblers	170	23.8	\$10.79	\$22,440	7.1	\$6.60	\$7.79	\$9.97	\$13.28	\$16.92	\$13,730	\$16,210	\$20,740	\$27,620	\$35,200
51-2099	Assemblers and fabricators, all other	#	#	\$13.86	\$28,840	7.5	\$7.77	\$9.62	\$13.39	\$18.69	\$21.00	\$16,160	\$20,020	\$27,860	\$38,870	\$43,690
51-3011	Bakers	#	#	\$10.60	\$22,050	1.7	\$7.85	\$8.90	\$10.16	\$12.29	\$14.45	\$16,330	\$18,520	\$21,120	\$25,560	\$30,060
51-3021	Butchers and meat cutters	60	17.4	\$14.22	\$29,590	12.3	\$8.66	\$10.13	\$14.67	\$17.59	\$21.24	\$18,020	\$21,080	\$30,510	\$36,580	\$44,170
51-3092	Food batchmakers	30	25.5	\$14.37	\$29,890	8.5	\$9.34	\$10.46	\$12.64	\$15.31	\$18.88	\$19,430	\$21,750	\$26,300	\$31,850	\$39,270
51-4041	Machinists	110	18.2	\$15.74	\$32,750	2.5	\$10.26	\$12.93	\$15.64	\$17.79	\$21.70	\$21,340	\$26,880	\$32,530	\$37,000	\$45,140
51-4072	Molding, coremaking, and casting machine setters, operators, and tenders, metal and plastic	#	#	\$13.29	\$27,630	4.3	\$9.31	\$10.80	\$12.21	\$13.58	\$21.82	\$19,370	\$22,450	\$25,400	\$28,250	\$45,390
51-4121	Welders, cutters, solderers, and brazers	150	28.3	\$15.14	\$31,500	3.2	\$10.98	\$12.41	\$13.96	\$16.22	\$20.82	\$22,830	\$25,810	\$29,040	\$33,730	\$43,300
51-5011	Bindery workers	50	27.3	\$10.42	\$21,680	12.2	\$6.09	\$7.34	\$10.24	\$12.83	\$15.83	\$12,660	\$15,260	\$21,300	\$26,690	\$32,930
51-5023	Printing machine operators	90	20.8	\$16.03	\$33,350	6.4	\$8.82	\$11.64	\$15.13	\$20.27	\$24.86	\$18,340	\$24,220	\$31,460	\$42,170	\$51,720

# Data unavailable

Occupational Code	Occupational Title	Employment Estimate	Employment Percentage Relative Standard Error	Average Hourly Wage	Average Annual Wage	Wage Percentage Relative Standard Error	10th Percentile (Hourly)	25th Percentile (Hourly)	50th Percentile (Hourly)	75th Percentile (Hourly)	90th Percentile (Hourly)	10th Percentile (Annual)	25th Percentile (Annual)	50th Percentile (Annual)	75th Percentile (Annual)	90th Percentile (Annual)
51-6011	Laundry and dry-cleaning workers	80	18.9	\$8.62	\$17,930	4.4	\$6.00	\$6.98	\$8.10	\$9.12	\$13.00	\$12,470	\$14,520	\$16,840	\$18,970	\$27,040
51-6021	Pressers, textile, garment, and related materials	70	48.8	\$8.60	\$17,890	4.8	\$5.96	\$6.89	\$8.93	\$10.09	\$10.86	\$12,400	\$14,330	\$18,580	\$20,980	\$22,590
51-6031	Sewing machine operators	#	#	\$9.82	\$20,430	3.2	\$7.89	\$9.01	\$9.89	\$10.76	\$11.47	\$16,410	\$18,730	\$20,560	\$22,380	\$23,850
51-6093	Upholsterers	#	#	\$11.12	\$23,120	25.6	\$7.75	\$8.19	\$8.92	\$13.11	\$19.86	\$16,110	\$17,030	\$18,540	\$27,270	\$41,310
51-7011	Cabinetmakers and bench carpenters	#	#	\$13.15	\$27,360	9.2	\$9.15	\$10.45	\$12.59	\$15.07	\$19.20	\$19,040	\$21,740	\$26,200	\$31,340	\$39,940
51-8031	Water and liquid waste treatment plant and system operators	30	23.9	\$20.96	\$43,590	3.6	\$17.87	\$19.55	\$21.06	\$22.63	\$24.05	\$37,170	\$40,660	\$43,800	\$47,060	\$50,020
51-9061	Inspectors, testers, sorters, samplers, and weighers	#	#	\$17.60	\$36,610	3.9	\$10.49	\$12.65	\$16.00	\$23.11	\$26.84	\$21,810	\$26,320	\$33,290	\$48,070	\$55,820
51-9081	Dental laboratory technicians	60	34.2	\$17.67	\$36,750	12.4	\$9.33	\$10.32	\$13.20	\$21.12	\$31.11	\$19,400	\$21,460	\$27,460	\$43,930	\$64,710
51-9111	Packaging and filling machine operators and tenders	60	39.5	\$11.13	\$23,140	9.5	\$7.36	\$8.21	\$10.96	\$13.60	\$16.00	\$15,310	\$17,080	\$22,800	\$28,280	\$33,280
51-9121	Coating, painting, and spraying machine setters, operators, and tenders	30	38.1	\$12.64	\$26,290	7.6	\$8.78	\$10.07	\$12.16	\$15.48	\$17.42	\$18,270	\$20,940	\$25,290	\$32,190	\$36,230
51-9123	Painting, coating, and decorating workers	#	#	\$14.96	\$31,120	4.6	\$8.67	\$12.23	\$15.03	\$18.29	\$21.73	\$18,030	\$25,430	\$31,260	\$38,040	\$45,190
51-9198	Helpers--production workers	130	20.1	\$9.22	\$19,170	3	\$7.43	\$8.02	\$8.91	\$10.28	\$12.36	\$15,460	\$16,680	\$18,530	\$21,390	\$25,720
51-9199	Production workers, all other	#	#	\$12.63	\$26,280	2.3	\$8.75	\$10.06	\$11.49	\$13.51	\$17.91	\$18,210	\$20,920	\$23,900	\$28,110	\$37,250
<b>53-0000</b>	<b>Transportation and Material Moving Occupations</b>	<b>4,200</b>	<b>5.8</b>	<b>\$13.05</b>	<b>\$27,150</b>	<b>2.7</b>	<b>\$7.32</b>	<b>\$9.04</b>	<b>\$11.65</b>	<b>\$15.78</b>	<b>\$20.47</b>	<b>\$15,220</b>	<b>\$18,800</b>	<b>\$24,230</b>	<b>\$32,830</b>	<b>\$42,580</b>
53-1021	First-line supervisors/managers of helpers, laborers, and material movers, hand	40	37.8	\$20.39	\$42,410	6.3	\$13.94	\$16.66	\$20.07	\$22.55	\$30.62	\$29,000	\$34,650	\$41,730	\$46,910	\$63,690
53-1031	First-line supervisors/managers of transportation and material-moving machine and vehicle operators	80	19.7	\$24.06	\$50,040	3.9	\$14.48	\$18.63	\$24.06	\$30.11	\$34.37	\$30,120	\$38,760	\$50,040	\$62,630	\$71,480
53-3031	Driver/sales workers	280	27.2	\$10.82	\$22,520	11.9	\$5.86	\$6.60	\$9.23	\$11.93	\$22.33	\$12,180	\$13,720	\$19,210	\$24,820	\$46,440
53-3032	Truck drivers, heavy and tractor-trailer	1,020	9.2	\$16.20	\$33,690	4.1	\$11.09	\$12.69	\$15.71	\$18.45	\$23.23	\$23,060	\$26,390	\$32,670	\$38,380	\$48,320
53-3033	Truck drivers, light or delivery services	670	22.2	\$11.74	\$24,430	3.5	\$7.87	\$8.92	\$10.92	\$14.38	\$17.03	\$16,370	\$18,550	\$22,710	\$29,910	\$35,430
53-3041	Taxi drivers and chauffeurs	40	32.2	\$9.11	\$18,940	4.3	\$7.17	\$7.83	\$8.80	\$10.49	\$11.78	\$14,920	\$16,280	\$18,300	\$21,820	\$24,490
53-3099	Motor vehicle operators, all other	#	#	\$11.02	\$22,920	13.2	\$7.68	\$8.51	\$11.81	\$12.91	\$13.58	\$15,980	\$17,710	\$24,570	\$26,860	\$28,240
53-6031	Service station attendants	60	47.8	\$8.31	\$17,290	7.5	\$6.28	\$7.29	\$8.26	\$9.42	\$10.72	\$13,060	\$15,170	\$17,190	\$19,600	\$22,300
53-7032	Excavating and loading machine and dragline operators	#	#	\$15.43	\$32,090	7	\$12.52	\$13.39	\$14.67	\$16.52	\$20.28	\$26,040	\$27,860	\$30,510	\$34,350	\$42,180
53-7051	Industrial truck and tractor operators	90	20.6	\$13.67	\$28,430	3.7	\$9.80	\$11.82	\$14.01	\$15.86	\$17.11	\$20,390	\$24,580	\$29,150	\$32,980	\$35,580
53-7061	Cleaners of vehicles and equipment	140	15	\$8.12	\$16,900	5.7	\$6.02	\$6.97	\$7.98	\$8.88	\$11.11	\$12,520	\$14,500	\$16,610	\$18,470	\$23,110
53-7062	Laborers and freight, stock, and material movers, hand	800	17.2	\$10.81	\$22,480	2.9	\$7.20	\$8.77	\$10.47	\$12.30	\$15.20	\$14,970	\$18,250	\$21,770	\$25,590	\$31,620
53-7064	Packers and packagers, hand	290	29.8	\$8.40	\$17,470	2.4	\$5.96	\$6.96	\$7.96	\$9.29	\$12.41	\$12,400	\$14,480	\$16,550	\$19,310	\$25,800

# Data unavailable



Occupational Code	Occupational Title	Employment Estimate	Employment Percentage Relative Standard Error	Average Hourly Wage	Average Annual Wage	Wage Percentage Relative Standard Error	10th Percentile (Hourly)	25th Percentile (Hourly)	50th Percentile (Hourly)	75th Percentile (Hourly)	90th Percentile (Hourly)	10th Percentile (Annual)	25th Percentile (Annual)	50th Percentile (Annual)	75th Percentile (Annual)	90th Percentile (Annual)
<b>00-0000</b>	<b>Total All Occupations</b>	<b>76,250</b>	<b>3.32</b>	<b>\$17.28</b>	<b>\$35,946</b>	<b>1.54</b>	<b>\$7.53</b>	<b>\$10.07</b>	<b>\$14.16</b>	<b>\$21.10</b>	<b>\$30.13</b>	<b>\$15,669</b>	<b>\$20,950</b>	<b>\$29,453</b>	<b>\$43,886</b>	<b>\$62,666</b>
<b>11-0000</b>	<b>Management Occupations</b>	<b>3,290</b>	<b>4.9</b>	<b>\$37.98</b>	<b>\$79,000</b>	<b>2.4</b>	<b>\$16.86</b>	<b>\$23.31</b>	<b>\$33.84</b>	<b>\$46.75</b>	<b>\$66.32</b>	<b>\$35,060</b>	<b>\$48,490</b>	<b>\$70,390</b>	<b>\$97,240</b>	<b>\$137,940</b>
11-1011	Chief executives	50	18.7	\$71.21	\$148,120	7.8	\$40.51	\$52.31	\$62.99	#	#	\$84,270	\$108,810	\$131,030	#	#
11-1021	General and operations managers	1,280	6.1	\$39.71	\$82,590	2.8	\$17.02	\$22.13	\$32.16	\$51.81	#	\$35,400	\$46,030	\$66,900	\$107,770	#
11-2021	Marketing managers	60	13.7	\$37.39	\$77,780	5.1	\$19.10	\$23.43	\$39.04	\$45.95	\$55.97	\$39,720	\$48,730	\$81,200	\$95,580	\$116,420
11-2022	Sales managers	80	14.3	\$45.73	\$95,120	6.6	\$23.74	\$34.19	\$43.55	\$54.24	#	\$49,380	\$71,120	\$90,580	\$112,810	#
11-2031	Public relations managers	30	19.4	\$30.05	\$62,500	13.1	\$15.75	\$18.38	\$29.19	\$35.98	\$56.01	\$32,760	\$38,240	\$60,710	\$74,840	\$116,490
11-3011	Administrative services managers	70	21.1	\$35.42	\$73,680	3.1	\$19.21	\$25.77	\$35.81	\$46.09	\$53.51	\$39,960	\$53,600	\$74,490	\$95,880	\$111,290
11-3021	Computer and information systems managers	50	15.4	\$43.10	\$89,650	3.6	\$30.62	\$35.59	\$40.84	\$48.03	\$57.26	\$63,690	\$74,030	\$84,950	\$99,900	\$119,100
11-3031	Financial managers	130	13.7	\$47.47	\$98,750	3.3	\$30.43	\$35.31	\$42.08	\$56.36	#	\$63,300	\$73,450	\$87,530	\$117,220	#
11-3049	Human resources managers, all other	30	14	\$43.99	\$91,500	4.8	\$25.48	\$29.82	\$43.67	\$58.22	\$67.33	\$52,990	\$62,030	\$90,820	\$121,100	\$140,050
11-3051	Industrial production managers	120	9.6	\$33.45	\$69,580	2.9	\$21.40	\$28.61	\$34.40	\$38.44	\$44.70	\$44,510	\$59,510	\$71,550	\$79,950	\$92,970
11-3061	Purchasing managers	30	18.8	\$32.42	\$67,430	5	\$20.80	\$23.91	\$29.87	\$38.19	\$49.99	\$43,270	\$49,740	\$62,120	\$79,440	\$103,990
11-3071	Transportation, storage, and distribution managers	50	20	\$32.91	\$68,460	7.8	\$20.10	\$22.53	\$29.95	\$41.75	\$48.29	\$41,810	\$46,870	\$62,300	\$86,840	\$100,440
11-9021	Construction managers	200	14.4	\$37.63	\$78,280	6.6	\$22.93	\$29.04	\$34.43	\$42.41	\$55.69	\$47,680	\$60,410	\$71,610	\$88,220	\$115,830
11-9031	Education administrators, preschool and child care center/program	30	13.9	\$18.30	\$38,060	5.7	\$12.23	\$13.20	\$15.23	\$22.22	\$30.06	\$25,430	\$27,450	\$31,670	\$46,220	\$62,530
11-9032	Education administrators, elementary and secondary school	170	4.2	#	\$71,160	2.3	#	#	#	#	#	\$53,850	\$62,100	\$70,970	\$82,050	\$91,780
11-9033	Education administrators, postsecondary	#	#	\$40.69	\$84,630	3.5	\$22.29	\$29.16	\$36.77	\$48.13	\$64.65	\$46,360	\$60,660	\$76,480	\$100,100	\$134,470
11-9041	Engineering managers	100	27.4	\$55.04	\$114,470	12.9	\$26.80	\$37.07	\$45.38	\$61.07	#	\$55,740	\$77,120	\$94,380	\$127,030	#
11-9051	Food service managers	40	25	\$24.94	\$51,870	11.7	\$15.46	\$18.39	\$22.34	\$26.02	\$50.66	\$32,160	\$38,250	\$46,470	\$54,120	\$105,380
11-9131	Postmasters and mail superintendents	30	0	\$25.40	\$52,830	0	\$19.35	\$21.64	\$25.58	\$29.92	\$34.85	\$40,240	\$45,000	\$53,210	\$62,230	\$72,490
11-9141	Property, real estate, and community association managers	50	30.9	\$22.57	\$46,940	10.9	\$9.82	\$11.18	\$20.30	\$24.99	\$44.18	\$20,420	\$23,250	\$42,230	\$51,980	\$91,880
11-9151	Social and community service managers	60	24.2	\$21.52	\$44,750	13	\$12.06	\$13.42	\$18.27	\$24.84	\$46.21	\$25,080	\$27,900	\$38,000	\$51,670	\$96,130
11-9199	Managers, all other	170	23.7	\$36.68	\$76,300	9	\$19.07	\$21.64	\$32.05	\$45.86	\$60.78	\$39,670	\$45,010	\$66,660	\$95,380	\$126,430
<b>13-0000</b>	<b>Business and Financial Operations Occupations</b>	<b>2,880</b>	<b>16.5</b>	<b>\$25.25</b>	<b>\$52,510</b>	<b>4.3</b>	<b>\$13.07</b>	<b>\$16.89</b>	<b>\$22.44</b>	<b>\$30.02</b>	<b>\$39.75</b>	<b>\$27,180</b>	<b>\$35,140</b>	<b>\$46,670</b>	<b>\$62,450</b>	<b>\$82,690</b>
13-1022	Wholesale and retail buyers, except farm products	60	23.9	\$17.11	\$35,590	7.4	\$9.62	\$10.82	\$16.65	\$21.91	\$24.91	\$20,010	\$22,500	\$34,640	\$45,580	\$51,810
13-1023	Purchasing agents, except wholesale, retail, and farm products	120	10	\$23.76	\$49,410	2.3	\$15.72	\$18.62	\$22.56	\$28.41	\$34.05	\$32,700	\$38,720	\$46,930	\$59,090	\$70,830
13-1041	Compliance officers, except agriculture, construction, health and safety, and transportation	50	8.5	\$24.51	\$50,980	3.7	\$17.58	\$20.45	\$24.08	\$27.75	\$30.90	\$36,570	\$42,540	\$50,090	\$57,710	\$64,270
13-1051	Cost estimators	200	14.2	\$28.38	\$59,020	4.1	\$15.28	\$22.24	\$26.99	\$34.76	\$44.39	\$31,790	\$46,260	\$56,150	\$72,300	\$92,320

# Data unavailable

Occupational Code	Occupational Title	Employment Estimate	Employment Percentage Relative Standard Error	Average Hourly Wage	Average Annual Wage	Wage Percentage Relative Standard Error	10th Percentile (Hourly)	25th Percentile (Hourly)	50th Percentile (Hourly)	75th Percentile (Hourly)	90th Percentile (Hourly)	10th Percentile (Annual)	25th Percentile (Annual)	50th Percentile (Annual)	75th Percentile (Annual)	90th Percentile (Annual)
13-1072	Compensation, benefits, and job analysis specialists	50	19.5	\$27.16	\$56,500	9.6	\$16.15	\$18.66	\$22.82	\$29.40	\$53.41	\$33,600	\$38,800	\$47,460	\$61,150	\$111,090
13-1073	Training and development specialists	50	9.5	\$20.05	\$41,690	3.7	\$14.33	\$15.80	\$18.62	\$22.72	\$29.22	\$29,820	\$32,870	\$38,720	\$47,260	\$60,770
13-1079	Human resources, training, and labor relations specialists, all other	70	11.5	\$25.81	\$53,690	3.5	\$17.68	\$20.27	\$25.00	\$30.86	\$36.06	\$36,780	\$42,170	\$52,000	\$64,200	\$75,010
13-1111	Management analysts	#	#	\$34.42	\$71,600	6.7	\$19.97	\$23.22	\$29.54	\$37.08	\$46.50	\$41,530	\$48,300	\$61,450	\$77,130	\$96,710
13-1199	Business operations specialists, all other	310	10.1	\$27.89	\$58,000	2.5	\$16.73	\$21.06	\$26.94	\$33.27	\$38.68	\$34,790	\$43,800	\$56,030	\$69,200	\$80,460
13-2011	Accountants and auditors	530	10.2	\$27.88	\$58,000	2.9	\$16.81	\$20.19	\$24.85	\$31.81	\$43.64	\$34,960	\$42,000	\$51,690	\$66,160	\$90,760
13-2021	Appraisers and assessors of real estate	80	41.4	\$19.22	\$39,980	6.3	\$14.40	\$15.55	\$17.52	\$21.16	\$28.35	\$29,960	\$32,330	\$36,450	\$44,020	\$58,970
13-2051	Financial analysts	30	21.6	\$40.01	\$83,220	12.1	\$18.38	\$20.80	\$26.11	\$48.61	#	\$38,240	\$43,260	\$54,300	\$101,110	#
13-2072	Loan officers	220	20.4	\$33.68	\$70,050	10.2	\$16.36	\$18.83	\$25.25	\$38.01	#	\$34,020	\$39,170	\$52,520	\$79,060	#
13-2099	Financial specialists, all other	60	41.7	\$24.12	\$50,180	12.5	\$13.27	\$14.88	\$23.52	\$27.60	\$35.06	\$27,590	\$30,950	\$48,920	\$57,400	\$72,910
<b>15-0000</b>	<b>Computer and Mathematical Occupations</b>	<b>900</b>	<b>7.5</b>	<b>\$28.24</b>	<b>\$58,730</b>	<b>3.1</b>	<b>\$15.16</b>	<b>\$19.80</b>	<b>\$26.94</b>	<b>\$34.10</b>	<b>\$43.67</b>	<b>\$31,540</b>	<b>\$41,170</b>	<b>\$56,040</b>	<b>\$70,920</b>	<b>\$90,830</b>
15-1021	Computer programmers	90	26.3	\$33.14	\$68,920	6.5	\$22.51	\$26.19	\$30.24	\$35.91	\$43.78	\$46,810	\$54,480	\$62,910	\$74,690	\$91,060
15-1031	Computer software engineers, applications	70	8.2	\$32.40	\$67,400	2.7	\$23.65	\$28.64	\$32.50	\$36.26	\$42.55	\$49,200	\$59,570	\$67,600	\$75,420	\$88,500
15-1032	Computer software engineers, systems software	60	45.3	\$43.96	\$91,440	5.5	\$25.43	\$30.95	\$38.37	\$61.83	#	\$52,890	\$64,380	\$79,810	\$128,600	#
15-1041	Computer support specialists	330	12.8	\$22.14	\$46,060	4.4	\$12.43	\$15.44	\$20.45	\$27.71	\$33.47	\$25,850	\$32,120	\$42,530	\$57,640	\$69,610
15-1051	Computer systems analysts	100	20.5	\$31.88	\$66,320	3.8	\$23.25	\$25.89	\$30.50	\$36.64	\$46.80	\$48,360	\$53,850	\$63,440	\$76,210	\$97,340
15-1071	Network and computer systems administrators	130	8.1	\$25.85	\$53,760	4.2	\$16.81	\$19.30	\$24.02	\$30.91	\$36.35	\$34,970	\$40,140	\$49,970	\$64,290	\$75,600
15-1081	Network systems and data communications analysts	70	13.1	\$31.38	\$65,260	4.5	\$17.05	\$23.01	\$30.78	\$39.61	\$47.37	\$35,460	\$47,860	\$64,030	\$82,380	\$98,540
<b>17-0000</b>	<b>Architecture and Engineering Occupations</b>	<b>1,120</b>	<b>7.9</b>	<b>\$32.70</b>	<b>\$68,010</b>	<b>4.6</b>	<b>\$17.49</b>	<b>\$22.90</b>	<b>\$29.32</b>	<b>\$39.67</b>	<b>\$51.84</b>	<b>\$36,370</b>	<b>\$47,620</b>	<b>\$60,990</b>	<b>\$82,500</b>	<b>\$107,820</b>
17-1022	Surveyors	80	27.9	\$20.81	\$43,290	8.1	\$13.61	\$15.92	\$19.61	\$24.46	\$29.75	\$28,310	\$33,110	\$40,790	\$50,880	\$61,880
17-2041	Chemical engineers	#	#	\$60.53	\$125,900	8.7	\$38.39	\$61.43	\$65.84	#	#	\$79,840	\$127,780	\$136,960	#	#
17-2051	Civil engineers	170	15.5	\$32.33	\$67,250	2.5	\$23.28	\$26.04	\$29.67	\$38.35	\$46.75	\$48,420	\$54,170	\$61,720	\$79,780	\$97,230
17-2072	Electronics engineers, except computer	40	17.2	\$32.68	\$67,980	3.5	\$23.95	\$26.99	\$31.75	\$38.11	\$44.99	\$49,810	\$56,130	\$66,030	\$79,280	\$93,580
17-2112	Industrial engineers	220	36.8	\$34.85	\$72,490	1.9	\$22.65	\$28.34	\$34.66	\$41.97	\$47.77	\$47,110	\$58,950	\$72,090	\$87,300	\$99,370
17-2141	Mechanical engineers	70	20.7	\$31.51	\$65,540	8.5	\$21.65	\$25.06	\$30.65	\$35.86	\$44.08	\$45,030	\$52,130	\$63,750	\$74,590	\$91,680
17-3011	Architectural and civil drafters	30	29.5	\$22.00	\$45,760	9.3	\$15.89	\$19.13	\$21.66	\$24.99	\$28.60	\$33,040	\$39,790	\$45,060	\$51,980	\$59,480
17-3023	Electrical and electronic engineering technicians	50	18.1	\$26.11	\$54,310	3.5	\$19.06	\$22.12	\$26.20	\$28.84	\$30.78	\$39,640	\$46,010	\$54,490	\$59,990	\$64,010
17-3029	Engineering technicians, except drafters, all other	30	15.3	\$24.45	\$50,860	3.4	\$17.07	\$20.28	\$25.52	\$28.74	\$30.87	\$35,510	\$42,170	\$53,080	\$59,780	\$64,200
<b>19-0000</b>	<b>Life, Physical, and Social Science Occupations</b>	<b>650</b>	<b>22.1</b>	<b>\$25.33</b>	<b>\$52,690</b>	<b>9.1</b>	<b>\$10.18</b>	<b>\$15.87</b>	<b>\$21.83</b>	<b>\$28.62</b>	<b>\$43.33</b>	<b>\$21,180</b>	<b>\$33,010</b>	<b>\$45,400</b>	<b>\$59,540</b>	<b>\$90,130</b>
19-2031	Chemists			\$26.57	\$55,260	6.7	\$15.91	\$18.05	\$22.01	\$28.81	\$44.18	\$33,100	\$37,550	\$45,780	\$59,930	\$91,890
19-3021	Market research analysts	30	22.4	\$28.04	\$58,320	4.3	\$16.75	\$19.71	\$25.63	\$35.11	\$44.75	\$34,840	\$40,990	\$53,300	\$73,030	\$93,080

# Data unavailable

Occupational Code	Occupational Title	Employment Estimate	Employment Percentage Relative Standard Error	Average Hourly Wage	Average Annual Wage	Wage Percentage Relative Standard Error	10th Percentile (Hourly)	25th Percentile (Hourly)	50th Percentile (Hourly)	75th Percentile (Hourly)	90th Percentile (Hourly)	10th Percentile (Annual)	25th Percentile (Annual)	50th Percentile (Annual)	75th Percentile (Annual)	90th Percentile (Annual)
19-3031	Clinical, counseling, and school psychologists	80	14	\$29.28	\$60,900	4	\$15.07	\$19.38	\$25.68	\$35.74	\$51.02	\$31,350	\$40,300	\$53,420	\$74,350	\$106,130
19-3051	Urban and regional planners	#	#	\$25.13	\$52,270	6.9	\$17.06	\$19.85	\$24.53	\$30.11	\$35.91	\$35,480	\$41,290	\$51,030	\$62,620	\$74,700
19-4031	Chemical technicians	#	#	\$19.52	\$40,590	4.9	\$11.65	\$15.50	\$19.73	\$23.59	\$27.00	\$24,240	\$32,240	\$41,030	\$49,070	\$56,150
19-4091	Environmental science and protection technicians, including health	#	#	\$17.67	\$36,760	6	\$11.40	\$15.54	\$17.23	\$19.85	\$22.65	\$23,700	\$32,320	\$35,840	\$41,280	\$47,110
19-4099	Life, physical, and social science technicians, all other	50	46.3	\$21.78	\$45,300	6.3	\$11.42	\$16.91	\$22.64	\$27.07	\$29.80	\$23,760	\$35,170	\$47,080	\$56,310	\$61,980
<b>21-0000</b>	<b>Community and Social Services Occupations</b>	<b>1,080</b>	<b>14.5</b>	<b>\$18.79</b>	<b>\$39,080</b>	<b>4.8</b>	<b>\$9.92</b>	<b>\$13.13</b>	<b>\$17.91</b>	<b>\$23.50</b>	<b>\$29.22</b>	<b>\$20,630</b>	<b>\$27,310</b>	<b>\$37,240</b>	<b>\$48,870</b>	<b>\$60,780</b>
21-1012	Educational, vocational, and school counselors	90	5.3	\$22.70	\$47,210	3.7	\$15.42	\$17.12	\$20.82	\$28.88	\$33.99	\$32,070	\$35,600	\$43,300	\$60,070	\$70,700
21-1014	Mental health counselors	#	#	\$17.87	\$37,170	9.8	\$12.46	\$15.06	\$18.27	\$21.00	\$22.74	\$25,910	\$31,330	\$38,010	\$43,680	\$47,300
21-1015	Rehabilitation counselors	#	#	\$14.26	\$29,660	5.9	\$11.21	\$12.22	\$13.46	\$15.14	\$20.10	\$23,310	\$25,410	\$28,000	\$31,500	\$41,800
21-1022	Medical and public health social workers	60	14.5	\$19.70	\$40,970	3.8	\$14.66	\$16.47	\$19.28	\$22.32	\$26.29	\$30,480	\$34,250	\$40,110	\$46,430	\$54,690
21-1023	Mental health and substance abuse social workers	100	21.3	\$17.58	\$36,560	13.3	\$11.22	\$12.75	\$15.95	\$22.67	\$27.42	\$23,340	\$26,530	\$33,180	\$47,160	\$57,040
21-1093	Social and human service assistants	140	29.6	\$13.40	\$27,860	4.8	\$8.71	\$10.07	\$12.42	\$16.27	\$21.26	\$18,120	\$20,960	\$25,830	\$33,830	\$44,230
21-1099	Community and social service specialists, all other	130	44.5	\$14.03	\$29,170	7.1	\$9.44	\$10.40	\$12.71	\$14.68	\$22.50	\$19,630	\$21,620	\$26,440	\$30,530	\$46,790
<b>23-0000</b>	<b>Legal Occupations</b>	<b>200</b>	<b>19.3</b>	<b>\$32.61</b>	<b>\$67,830</b>	<b>10.6</b>	<b>\$14.21</b>	<b>\$18.58</b>	<b>\$22.90</b>	<b>\$41.83</b>	<b>\$64.35</b>	<b>\$29,550</b>	<b>\$38,660</b>	<b>\$47,630</b>	<b>\$87,000</b>	<b>\$133,840</b>
23-1011	Lawyers	90	18	\$46.07	\$95,820	20.4	\$20.95	\$24.22	\$40.59	\$59.98	#	\$43,580	\$50,370	\$84,430	\$124,760	#
23-2011	Paralegals and legal assistants	60	37.2	\$18.95	\$39,410	4	\$13.04	\$15.15	\$19.20	\$21.63	\$23.12	\$27,110	\$31,510	\$39,930	\$45,000	\$48,090
<b>25-0000</b>	<b>Education, Training, and Library Occupations</b>	<b>5,540</b>	<b>14.9</b>	<b>\$20.78</b>	<b>\$43,220</b>	<b>4.1</b>	<b>\$10.03</b>	<b>\$14.72</b>	<b>\$18.99</b>	<b>\$26.07</b>	<b>\$33.17</b>	<b>\$20,860</b>	<b>\$30,610</b>	<b>\$39,500</b>	<b>\$54,230</b>	<b>\$68,990</b>
25-1021	Computer science teachers, postsecondary	50	39.1	#	\$61,900	9.1	#	#	#	#	#	\$40,550	\$45,840	\$60,600	\$73,570	\$90,940
25-1081	Education teachers, postsecondary	100	32.4	#	\$54,610	8.8	#	#	#	#	#	\$37,560	\$42,220	\$51,050	\$65,620	\$75,750
25-1121	Art, drama, and music teachers, postsecondary	#	#	#	\$54,340	1.9	#	#	#	#	#	\$33,010	\$42,480	\$52,840	\$64,580	\$76,710
25-2011	Preschool teachers, except special education	260	23.1	\$10.52	\$21,880	2.4	\$7.56	\$8.27	\$9.43	\$12.10	\$14.39	\$15,720	\$17,200	\$19,620	\$25,170	\$29,930
25-2012	Kindergarten teachers, except special education	110	7.6	#	\$40,620	4.3	#	#	#	#	#	\$29,950	\$32,610	\$36,660	\$46,540	\$60,210
25-2021	Elementary school teachers, except special education	1,140	4.5	#	\$42,460	2.6	#	#	#	#	#	\$30,570	\$33,440	\$38,620	\$50,090	\$62,270
25-2022	Middle school teachers, except special and vocational education	520	3	#	\$42,550	2.5	#	#	#	#	#	\$30,180	\$33,500	\$39,150	\$50,210	\$63,090
25-2031	Secondary school teachers, except special and vocational education	580	5	#	\$42,460	2	#	#	#	#	#	\$30,600	\$33,820	\$39,780	\$49,790	\$60,090
25-2032	Vocational education teachers, secondary school	40	0	#	\$41,930	1.6	#	#	#	#	#	\$31,100	\$34,250	\$40,510	\$48,610	\$57,030
25-2041	Special education teachers, preschool, kindergarten, and elementary school	120	1.6	#	\$42,890	2.1	#	#	#	#	#	\$31,370	\$33,960	\$38,120	\$49,790	\$65,090
25-2042	Special education teachers, middle school	60	3.2	#	\$42,450	2.4	#	#	#	#	#	\$31,480	\$33,860	\$37,800	\$49,360	\$61,860

# Data unavailable

Occupational Code	Occupational Title	Employment Estimate	Employment Percentage Relative Standard Error	Average Hourly Wage	Average Annual Wage	Wage Percentage Relative Standard Error	10th Percentile (Hourly)	25th Percentile (Hourly)	50th Percentile (Hourly)	75th Percentile (Hourly)	90th Percentile (Hourly)	10th Percentile (Annual)	25th Percentile (Annual)	50th Percentile (Annual)	75th Percentile (Annual)	90th Percentile (Annual)
25-2043	Special education teachers, secondary school	60	3.4	#	\$44,670	1.8	#	#	#	#	#	\$33,000	\$37,030	\$44,200	\$51,820	\$58,160
25-3021	Self-enrichment education teachers	#	#	\$16.51	\$34,340	9	\$8.90	\$11.00	\$19.29	\$21.85	\$23.42	\$18,520	\$22,870	\$40,130	\$45,440	\$48,720
25-3099	Teachers and instructors, all other	160	15	#	\$38,710	1.8	#	#	#	#	#	\$27,060	\$30,410	\$35,250	\$45,250	\$58,420
25-4021	Librarians	130	18.7	\$23.87	\$49,640	3.8	\$16.81	\$19.26	\$23.04	\$28.16	\$33.30	\$34,960	\$40,070	\$47,920	\$58,580	\$69,260
25-4031	Library technicians	180	19.6	\$13.02	\$27,090	4.1	\$9.42	\$10.79	\$13.49	\$15.08	\$16.63	\$19,600	\$22,430	\$28,050	\$31,380	\$34,590
25-9031	Instructional coordinators	#	#	\$33.47	\$69,610	8.9	\$17.44	\$26.81	\$37.31	\$41.40	\$44.14	\$36,270	\$55,760	\$77,600	\$86,100	\$91,810
25-9041	Teacher assistants	630	5.8	#	\$20,380	1.8	#	#	#	#	#	\$16,070	\$17,640	\$20,260	\$22,850	\$25,610
25-9099	Education, training, and library workers, all other	#	#	\$27.25	\$56,670	17.7	\$11.02	\$23.27	\$31.23	\$33.96	\$35.60	\$22,920	\$48,400	\$64,960	\$70,640	\$74,060
<b>27-0000</b>	<b>Arts, Design, Entertainment, Sports, and Media Occupations</b>	<b>620</b>	<b>10.2</b>	<b>\$14.79</b>	<b>\$30,770</b>	<b>4.3</b>	<b>\$6.58</b>	<b>\$8.89</b>	<b>\$13.76</b>	<b>\$18.58</b>	<b>\$24.39</b>	<b>\$13,680</b>	<b>\$18,490</b>	<b>\$28,620</b>	<b>\$38,640</b>	<b>\$50,720</b>
27-1023	Floral designers	30	13	\$11.75	\$24,440	2.2	\$8.08	\$9.38	\$11.70	\$13.94	\$16.19	\$16,810	\$19,510	\$24,340	\$28,990	\$33,670
27-1024	Graphic designers	80	15.7	\$14.91	\$31,010	2.9	\$9.59	\$11.30	\$14.09	\$17.57	\$22.11	\$19,950	\$23,500	\$29,310	\$36,540	\$45,980
27-2022	Coaches and scouts	#	#	#	\$26,090	16.5	#	#	#	#	#	\$16,040	\$17,420	\$19,540	\$25,320	\$53,860
27-3011	Radio and television announcers	#	#	\$21.34	\$44,390	3.1	\$12.12	\$15.28	\$18.74	\$23.83	\$33.98	\$25,210	\$31,770	\$38,970	\$49,570	\$70,680
27-3022	Reporters and correspondents	50	13.6	\$11.39	\$23,690	4.3	\$5.96	\$6.68	\$12.20	\$15.06	\$17.50	\$12,390	\$13,880	\$25,370	\$31,320	\$36,400
27-3031	Public relations specialists	80	27.7	\$20.37	\$42,370	5.8	\$10.73	\$15.34	\$19.37	\$23.34	\$30.19	\$22,320	\$31,910	\$40,290	\$48,550	\$62,790
27-3041	Editors	50	12.5	\$15.15	\$31,510	11.5	\$6.02	\$6.84	\$14.52	\$21.20	\$25.98	\$12,530	\$14,230	\$30,210	\$44,100	\$54,040
27-3091	Interpreters and translators	40	0	\$16.59	\$34,510	1.9	\$12.37	\$14.29	\$16.40	\$18.40	\$21.98	\$25,730	\$29,730	\$34,110	\$38,270	\$45,720
27-4012	Broadcast technicians	#	#	\$15.10	\$31,420	8.1	\$10.43	\$14.63	\$15.75	\$16.87	\$17.55	\$21,700	\$30,430	\$32,770	\$35,100	\$36,500
<b>29-0000</b>	<b>Healthcare practitioners and technical occupations</b>	<b>2,750</b>	<b>4.2</b>	<b>\$29.71</b>	<b>\$61,790</b>	<b>6.1</b>	<b>\$13.97</b>	<b>\$19.45</b>	<b>\$26.23</b>	<b>\$34.33</b>	<b>\$45.04</b>	<b>\$29,050</b>	<b>\$40,460</b>	<b>\$54,560</b>	<b>\$71,410</b>	<b>\$93,680</b>
29-1051	Pharmacists	90	15.7	\$50.21	\$104,440	7.5	\$38.59	\$42.24	\$47.77	\$54.82	\$59.94	\$80,260	\$87,860	\$99,370	\$114,020	\$124,670
29-1062	Family and general practitioners	#	#	\$76.33	\$158,760	16	\$54.23	\$59.60	#	#	#	\$112,800	\$123,980	#	#	#
29-1069	Physicians and surgeons, all other	110	39.7	\$72.81	\$151,440	23.8	\$20.91	\$29.89	#	#	#	\$43,490	\$62,170	#	#	#
29-1071	Physician assistants	60	45.2	\$39.15	\$81,430	6.2	\$30.93	\$36.48	\$40.38	\$44.33	\$47.35	\$64,340	\$75,880	\$83,980	\$92,200	\$98,480
29-1122	Occupational therapists	50	21	\$28.26	\$58,790	1.7	\$20.10	\$24.36	\$28.17	\$33.04	\$36.91	\$41,800	\$50,660	\$58,600	\$68,730	\$76,760
29-1123	Physical therapists	110	35	\$21.60	\$44,920	5.7	\$12.10	\$13.10	\$22.14	\$29.50	\$34.43	\$25,170	\$27,240	\$46,050	\$61,370	\$71,610
29-1126	Respiratory therapists	#	#	\$19.99	\$41,570	12.6	\$14.79	\$15.99	\$19.51	\$23.81	\$27.55	\$30,760	\$33,250	\$40,580	\$49,520	\$57,300
29-1127	Speech-language pathologists	70	0	\$27.67	\$57,550	1.4	\$18.91	\$22.55	\$26.68	\$32.08	\$39.41	\$39,340	\$46,900	\$55,480	\$66,730	\$81,970
29-1131	Veterinarians	90	35.5	\$31.44	\$65,390	5.6	\$24.13	\$27.54	\$31.89	\$36.44	\$41.09	\$50,200	\$57,270	\$66,340	\$75,800	\$85,470
29-2012	Medical and clinical laboratory technicians	30	8.4	\$13.98	\$29,070	10.9	\$7.90	\$9.59	\$12.81	\$18.54	\$21.97	\$16,420	\$19,950	\$26,640	\$38,570	\$45,700
29-2021	Dental hygienists	70	35	\$30.80	\$64,060	8.5	\$20.85	\$24.41	\$32.16	\$35.34	\$39.54	\$43,360	\$50,760	\$66,880	\$73,510	\$82,240
29-2052	Pharmacy technicians	90	16.9	\$13.12	\$27,290	3.2	\$9.35	\$11.21	\$13.60	\$15.55	\$17.07	\$19,450	\$23,310	\$28,290	\$32,350	\$35,500

# Data unavailable

Occupational Code	Occupational Title	Employment Estimate	Employment Percentage Relative Standard Error	Average Hourly Wage	Average Annual Wage	Wage Percentage Relative Standard Error	10th Percentile (Hourly)	25th Percentile (Hourly)	50th Percentile (Hourly)	75th Percentile (Hourly)	90th Percentile (Hourly)	10th Percentile (Annual)	25th Percentile (Annual)	50th Percentile (Annual)	75th Percentile (Annual)	90th Percentile (Annual)
29-2056	Veterinary technologists and technicians	70	44.5	\$12.74	\$26,500	4.2	\$9.58	\$10.55	\$12.51	\$14.73	\$16.73	\$19,930	\$21,940	\$26,010	\$30,640	\$34,810
29-2061	Licensed practical and licensed vocational nurses	170	13.7	\$19.19	\$39,910	2	\$15.28	\$16.75	\$18.92	\$21.56	\$24.04	\$31,780	\$34,850	\$39,350	\$44,840	\$50,000
29-2071	Medical records and health information technicians	70	4.9	\$13.37	\$27,800	8.9	\$7.95	\$8.94	\$12.77	\$17.35	\$20.51	\$16,540	\$18,600	\$26,560	\$36,080	\$42,650
29-2081	Opticians, dispensing	30	39.9	\$16.37	\$34,060	2.9	\$12.35	\$13.39	\$15.32	\$19.02	\$23.00	\$25,690	\$27,850	\$31,870	\$39,570	\$47,830
<b>31-0000</b>	<b>Healthcare Support Occupations</b>	<b>1,940</b>	<b>8.8</b>	<b>\$12.42</b>	<b>\$25,830</b>	<b>7.4</b>	<b>\$8.14</b>	<b>\$9.52</b>	<b>\$11.35</b>	<b>\$13.64</b>	<b>\$17.99</b>	<b>\$16,930</b>	<b>\$19,800</b>	<b>\$23,620</b>	<b>\$28,360</b>	<b>\$37,410</b>
31-1012	Nursing aides, orderlies, and attendants	910	12.9	\$11.19	\$23,280	2.4	\$8.41	\$9.64	\$11.23	\$12.87	\$13.99	\$17,480	\$20,040	\$23,370	\$26,760	\$29,100
31-9091	Dental assistants	200	12.9	\$22.75	\$47,310	12	\$12.77	\$21.90	\$24.84	\$26.88	\$28.10	\$26,560	\$45,560	\$51,680	\$55,910	\$58,460
31-9092	Medical assistants	240	23.5	\$12.79	\$26,610	2.6	\$9.87	\$11.14	\$12.59	\$14.06	\$16.77	\$20,530	\$23,160	\$26,200	\$29,250	\$34,880
31-9093	Medical equipment preparers	60	37.8	\$13.65	\$28,380	4.9	\$10.71	\$11.81	\$13.29	\$15.50	\$17.06	\$22,270	\$24,570	\$27,630	\$32,240	\$35,490
<b>33-0000</b>	<b>Protective Service Occupations</b>	<b>1,420</b>	<b>11.8</b>	<b>\$17.96</b>	<b>\$37,370</b>	<b>4</b>	<b>\$8.26</b>	<b>\$11.04</b>	<b>\$17.63</b>	<b>\$22.68</b>	<b>\$28.65</b>	<b>\$17,190</b>	<b>\$22,960</b>	<b>\$36,660</b>	<b>\$47,180</b>	<b>\$59,600</b>
33-1012	First-line supervisors/managers of police and detectives	70	16.5	\$31.86	\$66,270	5.3	\$19.45	\$26.43	\$33.38	\$38.27	\$43.66	\$40,460	\$54,970	\$69,440	\$79,600	\$90,820
33-1099	First-line supervisors/managers, protective service workers, all other	30	17.3	\$21.41	\$44,540	9.5	\$13.88	\$15.56	\$18.30	\$25.35	\$37.69	\$28,870	\$32,370	\$38,070	\$52,720	\$78,390
33-3021	Detectives and criminal investigators	40	20.8	\$26.41	\$54,930	8.1	\$19.95	\$21.88	\$25.11	\$31.86	\$36.01	\$41,490	\$45,510	\$52,230	\$66,270	\$74,900
33-3051	Police and sheriff's patrol officers	400	23.6	\$20.89	\$43,460	3.3	\$15.11	\$17.13	\$20.90	\$24.27	\$27.47	\$31,420	\$35,630	\$43,470	\$50,480	\$57,150
33-9011	Animal control workers	30	31.6	\$16.97	\$35,290	4.7	\$12.96	\$15.83	\$17.25	\$18.67	\$19.69	\$26,950	\$32,930	\$35,890	\$38,840	\$40,960
33-9021	Private detectives and investigators	#	#	\$20.03	\$41,660	5.4	\$10.61	\$12.90	\$16.39	\$26.00	\$36.75	\$22,060	\$26,830	\$34,100	\$54,070	\$76,450
33-9032	Security guards	300	9.5	\$11.04	\$22,970	13.5	\$6.86	\$7.92	\$9.39	\$11.85	\$19.72	\$14,260	\$16,470	\$19,530	\$24,640	\$41,010
33-9091	Crossing guards	110	10.3	\$12.16	\$25,290	4.8	\$9.33	\$10.44	\$12.16	\$13.70	\$16.06	\$19,400	\$21,720	\$25,280	\$28,490	\$33,410
33-9099	Protective service workers, all other	40	7.1	\$11.63	\$24,200	3.3	\$8.02	\$9.33	\$12.19	\$13.54	\$14.84	\$16,670	\$19,410	\$25,360	\$28,170	\$30,860
<b>35-0000</b>	<b>Food Preparation and Serving Related Occupations</b>	<b>6,050</b>	<b>3</b>	<b>\$8.24</b>	<b>\$17,140</b>	<b>1.9</b>	<b>\$5.69</b>	<b>\$6.30</b>	<b>\$7.46</b>	<b>\$9.30</b>	<b>\$11.86</b>	<b>\$11,850</b>	<b>\$13,110</b>	<b>\$15,520</b>	<b>\$19,350</b>	<b>\$24,670</b>
35-1011	Chefs and head cooks	30	30.6	\$16.90	\$35,150	3.8	\$11.82	\$13.11	\$15.84	\$18.27	\$25.28	\$24,580	\$27,270	\$32,940	\$38,010	\$52,570
35-1012	First-line supervisors/managers of food preparation and serving workers	340	9.3	\$15.09	\$31,390	2.7	\$9.12	\$10.96	\$15.26	\$18.40	\$21.60	\$18,970	\$22,800	\$31,740	\$38,270	\$44,920
35-2011	Cooks, fast food	200	44.1	\$6.41	\$13,330	4.9	\$5.50	\$5.84	\$6.40	\$6.95	\$7.56	\$11,450	\$12,140	\$13,300	\$14,460	\$15,720
35-2012	Cooks, institution and cafeteria	140	12.7	\$11.79	\$24,520	2.3	\$8.83	\$9.93	\$11.69	\$13.62	\$15.72	\$18,360	\$20,660	\$24,320	\$28,330	\$32,700
35-2014	Cooks, restaurant	650	15.5	\$8.74	\$18,180	2.7	\$6.19	\$7.56	\$8.91	\$10.13	\$11.02	\$12,870	\$15,730	\$18,530	\$21,070	\$22,930
35-2021	Food preparation workers	470	21.1	\$8.04	\$16,720	4.7	\$5.64	\$6.22	\$7.26	\$9.70	\$11.62	\$11,740	\$12,930	\$15,100	\$20,170	\$24,170
35-3011	Bartenders	200	28.9	\$7.52	\$15,630	8	\$5.60	\$6.04	\$6.76	\$8.20	\$10.16	\$11,650	\$12,550	\$14,060	\$17,060	\$21,130
35-3021	Combined food preparation and serving workers, including fast food	1,530	12.7	\$7.65	\$15,910	2.8	\$5.72	\$6.39	\$7.49	\$8.57	\$10.05	\$11,890	\$13,300	\$15,580	\$17,830	\$20,910

# Data unavailable

Occupational Code	Occupational Title	Employment Estimate	Employment Percentage Relative Standard Error	Average Hourly Wage	Average Annual Wage	Wage Percentage Relative Standard Error	10th Percentile (Hourly)	25th Percentile (Hourly)	50th Percentile (Hourly)	75th Percentile (Hourly)	90th Percentile (Hourly)	10th Percentile (Annual)	25th Percentile (Annual)	50th Percentile (Annual)	75th Percentile (Annual)	90th Percentile (Annual)
35-3022	Counter attendants, cafeteria, food concession, and coffee shop	50	44.6	\$7.69	\$16,000	13.5	\$5.56	\$5.98	\$6.67	\$8.73	\$11.77	\$11,570	\$12,440	\$13,870	\$18,160	\$24,490
35-3031	Writers and waitresses	1,510	6.7	\$7.17	\$14,910	3.9	\$5.56	\$5.94	\$6.58	\$7.57	\$10.06	\$11,550	\$12,350	\$13,690	\$15,750	\$20,920
35-3041	Food servers, nonrestaurant	100	24.9	\$9.55	\$19,860	3.7	\$7.79	\$8.31	\$9.15	\$10.41	\$12.15	\$16,210	\$17,280	\$19,020	\$21,650	\$25,280
35-9011	Dining room and cafeteria attendants and bartender helpers	160	23.6	\$6.78	\$14,100	3.9	\$5.55	\$5.93	\$6.58	\$7.45	\$8.55	\$11,540	\$12,340	\$13,680	\$15,500	\$17,790
35-9021	Dishwashers	250	19.5	\$7.29	\$15,170	2.7	\$5.77	\$6.42	\$7.40	\$8.27	\$8.83	\$11,990	\$13,350	\$15,400	\$17,210	\$18,370
35-9031	Hosts and hostesses, restaurant, lounge, and coffee shop	180	16.4	\$7.69	\$15,990	3.9	\$5.76	\$6.41	\$7.50	\$8.66	\$10.46	\$11,980	\$13,330	\$15,600	\$18,010	\$21,750
<b>37-0000</b>	<b>Building and Grounds Cleaning and Maintenance Occupations</b>	<b>2,000</b>	<b>6.2</b>	<b>\$9.97</b>	<b>\$20,740</b>	<b>3</b>	<b>\$6.12</b>	<b>\$7.36</b>	<b>\$9.53</b>	<b>\$11.64</b>	<b>\$14.20</b>	<b>\$12,720</b>	<b>\$15,310</b>	<b>\$19,810</b>	<b>\$24,210</b>	<b>\$29,540</b>
37-1011	First-line supervisors/managers of housekeeping and janitorial workers	60	20.2	\$18.14	\$37,720	3.7	\$12.53	\$14.71	\$17.78	\$21.35	\$25.05	\$26,070	\$30,600	\$36,990	\$44,400	\$52,100
37-1012	First-line supervisors/managers of landscaping, lawn service, and groundskeeping workers	50	20.4	\$20.10	\$41,810	6.4	\$12.78	\$14.74	\$17.07	\$26.15	\$30.13	\$26,580	\$30,660	\$35,510	\$54,380	\$62,670
37-2011	Janitors and cleaners, except maids and housekeeping cleaners	910	9	\$9.25	\$19,250	4.4	\$6.06	\$7.16	\$9.42	\$10.85	\$12.66	\$12,600	\$14,900	\$19,600	\$22,570	\$26,330
37-2012	Maids and housekeeping cleaners	400	33.2	\$7.96	\$16,560	6.1	\$5.74	\$6.46	\$7.74	\$9.52	\$10.99	\$11,930	\$13,440	\$16,100	\$19,800	\$22,860
37-3011	Landscaping and groundskeeping workers	540	10.1	\$10.53	\$21,900	5.5	\$6.91	\$8.13	\$10.41	\$12.91	\$14.35	\$14,380	\$16,920	\$21,660	\$26,860	\$29,850
<b>39-0000</b>	<b>Personal Care and Service Occupations</b>	<b>1,580</b>	<b>15.7</b>	<b>\$9.81</b>	<b>\$20,400</b>	<b>2.5</b>	<b>\$6.72</b>	<b>\$7.75</b>	<b>\$9.15</b>	<b>\$11.09</b>	<b>\$13.42</b>	<b>\$13,990</b>	<b>\$16,120</b>	<b>\$19,030</b>	<b>\$23,060</b>	<b>\$27,910</b>
39-1021	First-line supervisors/managers of personal service workers	100	35.1	\$14.66	\$30,490	10.7	\$10.19	\$11.33	\$12.58	\$14.57	\$25.45	\$21,190	\$23,570	\$26,160	\$30,310	\$52,930
39-2011	Animal trainers	#	#	\$11.39	\$23,680	9	\$9.82	\$10.24	\$10.95	\$11.66	\$12.10	\$20,420	\$21,300	\$22,770	\$24,260	\$25,170
39-2021	Nonfarm animal caretakers	90	47.5	\$9.26	\$19,270	7.8	\$6.58	\$7.52	\$8.34	\$9.90	\$13.28	\$13,690	\$15,650	\$17,350	\$20,600	\$27,630
39-3091	Amusement and recreation attendants	50	31.4	\$8.98	\$18,680	11.9	\$6.22	\$7.32	\$8.34	\$11.47	\$13.13	\$12,930	\$15,220	\$17,350	\$23,870	\$27,310
39-5012	Hairdressers, hairstylists, and cosmetologists	190	15	\$8.75	\$18,200	13	\$5.67	\$6.42	\$8.90	\$10.77	\$12.71	\$11,800	\$13,360	\$18,510	\$22,410	\$26,430
39-9011	Child care workers	290	35.9	\$9.03	\$18,770	5.3	\$6.64	\$7.68	\$8.83	\$10.42	\$11.78	\$13,810	\$15,980	\$18,370	\$21,680	\$24,500
39-9021	Personal and home care aides	290	15.1	\$8.87	\$18,440	3.3	\$6.78	\$7.60	\$8.66	\$10.32	\$11.43	\$14,100	\$15,800	\$18,020	\$21,470	\$23,760
39-9031	Fitness trainers and aerobics instructors	250	47.9	\$10.44	\$21,720	3.8	\$7.40	\$7.85	\$8.60	\$11.62	\$17.41	\$15,390	\$16,340	\$17,880	\$24,160	\$36,210
39-9032	Recreation workers	140	31.1	\$10.99	\$22,850	5.6	\$7.34	\$9.09	\$10.38	\$12.58	\$15.23	\$15,280	\$18,910	\$21,600	\$26,170	\$31,680
<b>41-0000</b>	<b>Sales and Related Occupations</b>	<b>7,380</b>	<b>3.6</b>	<b>\$16.05</b>	<b>\$33,390</b>	<b>3.6</b>	<b>\$6.78</b>	<b>\$8.35</b>	<b>\$11.92</b>	<b>\$18.41</b>	<b>\$31.46</b>	<b>\$14,090</b>	<b>\$17,370</b>	<b>\$24,790</b>	<b>\$38,300</b>	<b>\$65,440</b>
41-1011	First-line supervisors/managers of retail sales workers	500	6.8	\$19.75	\$41,090	5.3	\$10.10	\$12.52	\$16.11	\$22.77	\$33.29	\$21,010	\$26,040	\$33,510	\$47,350	\$69,240
41-1012	First-line supervisors/managers of non-retail sales workers	60	17.9	\$29.07	\$60,470	8.7	\$16.56	\$20.07	\$26.86	\$31.96	\$48.66	\$34,450	\$41,740	\$55,880	\$66,470	\$101,200
41-2011	Cashiers	1,860	5.7	\$8.74	\$18,180	2.4	\$5.99	\$6.94	\$8.18	\$9.85	\$12.10	\$12,460	\$14,430	\$17,000	\$20,480	\$25,180

# Data unavailable



Occupational Code	Occupational Title	Employment Estimate	Employment Percentage Relative Standard Error	Average Hourly Wage	Average Annual Wage	Wage Percentage Relative Standard Error	10th Percentile (Hourly)	25th Percentile (Hourly)	50th Percentile (Hourly)	75th Percentile (Hourly)	90th Percentile (Hourly)	10th Percentile (Annual)	25th Percentile (Annual)	50th Percentile (Annual)	75th Percentile (Annual)	90th Percentile (Annual)
41-2021	Counter and rental clerks	#	#	\$12.69	\$26,400	8.5	\$6.15	\$7.35	\$10.19	\$17.50	\$22.81	\$12,790	\$15,290	\$21,200	\$36,390	\$47,450
41-2022	Parts salespersons	160	14.9	\$16.10	\$33,500	5.1	\$9.39	\$10.79	\$15.89	\$20.27	\$23.16	\$19,520	\$22,440	\$33,050	\$42,160	\$48,170
41-2031	Retail salespersons	2,190	6.8	\$12.72	\$26,470	4.1	\$6.72	\$8.06	\$10.21	\$14.54	\$22.36	\$13,980	\$16,760	\$21,230	\$30,240	\$46,500
41-3011	Advertising sales agents	50	19.5	\$22.85	\$47,540	8.3	\$6.25	\$13.80	\$20.30	\$31.23	\$45.04	\$13,000	\$28,700	\$42,210	\$64,950	\$93,680
41-3021	Insurance sales agents	#	#	\$27.78	\$57,780	10.8	\$14.46	\$16.54	\$23.29	\$39.04	\$44.17	\$30,080	\$34,400	\$48,430	\$81,210	\$91,870
41-3031	Securities, commodities, and financial services sales agents	90	13.3	\$43.99	\$91,500	26.6	\$13.26	\$15.06	\$29.70	#	#	\$27,590	\$31,330	\$61,770	#	#
41-3041	Travel agents	30	18.6	\$13.96	\$29,030	10.4	\$7.98	\$11.71	\$15.25	\$17.02	\$18.27	\$16,590	\$24,350	\$31,730	\$35,410	\$37,990
41-3099	Sales representatives, services, all other	190	29.9	\$26.68	\$55,490	9.7	\$12.82	\$16.27	\$22.39	\$36.88	\$43.61	\$26,670	\$33,850	\$46,570	\$76,720	\$90,700
41-4011	Sales representatives, wholesale and manufacturing, technical and scientific products	80	18.9	\$30.48	\$63,390	7.1	\$15.94	\$23.13	\$27.82	\$39.43	\$51.63	\$33,160	\$48,120	\$57,860	\$82,020	\$107,390
41-4012	Sales representatives, wholesale and manufacturing, except technical and scientific products	1,450	11.3	\$23.64	\$49,180	10	\$11.72	\$13.23	\$17.41	\$31.08	\$44.17	\$24,380	\$27,530	\$36,210	\$64,640	\$91,870
41-9041	Telemarketers	40	46.5	\$13.97	\$29,060	3.1	\$9.64	\$10.99	\$13.20	\$16.64	\$20.63	\$20,050	\$22,870	\$27,450	\$34,610	\$42,910
41-9099	Sales and related workers, all other	40	21.1	\$21.56	\$44,840	10.9	\$8.39	\$12.36	\$17.40	\$29.88	\$33.84	\$17,450	\$25,710	\$36,190	\$62,140	\$70,380
<b>43-0000</b>	<b>Office and Administrative Support Occupations</b>	<b>13,180</b>	<b>6</b>	<b>\$13.78</b>	<b>\$28,670</b>	<b>1.7</b>	<b>\$8.04</b>	<b>\$10.20</b>	<b>\$12.86</b>	<b>\$16.30</b>	<b>\$21.26</b>	<b>\$16,720</b>	<b>\$21,210</b>	<b>\$26,750</b>	<b>\$33,910</b>	<b>\$44,210</b>
43-1011	First-line supervisors/managers of office and administrative support workers	580	10	\$20.32	\$42,260	2.9	\$12.17	\$14.40	\$18.59	\$24.62	\$31.29	\$25,310	\$29,960	\$38,670	\$51,200	\$65,070
43-2011	Switchboard operators, including answering service	80	25.5	\$11.15	\$23,180	2.2	\$8.05	\$9.54	\$10.95	\$12.91	\$14.56	\$16,750	\$19,840	\$22,770	\$26,860	\$30,280
43-3011	Bill and account collectors	260	44.3	\$15.48	\$32,200	2.7	\$11.19	\$12.67	\$14.92	\$17.30	\$21.78	\$23,280	\$26,360	\$31,030	\$35,980	\$45,290
43-3021	Billing and posting clerks and machine operators	260	22.8	\$14.00	\$29,110	2.3	\$11.26	\$12.37	\$13.60	\$15.10	\$17.56	\$23,420	\$25,740	\$28,280	\$31,420	\$36,520
43-3031	Bookkeeping, accounting, and auditing clerks	1,220	10.5	\$14.44	\$30,030	3.2	\$9.35	\$10.97	\$13.35	\$17.18	\$22.13	\$19,440	\$22,810	\$27,770	\$35,730	\$46,030
43-3051	Payroll and timekeeping clerks	100	14.8	\$16.53	\$34,390	4.7	\$10.93	\$13.29	\$16.02	\$19.64	\$24.11	\$22,740	\$27,650	\$33,320	\$40,850	\$50,160
43-3061	Procurement clerks	40	38.7	\$18.13	\$37,700	4.6	\$11.87	\$14.25	\$18.55	\$22.22	\$24.68	\$24,680	\$29,640	\$38,590	\$46,210	\$51,340
43-3071	Tellers	430	22.7	\$10.69	\$22,240	4.1	\$8.46	\$9.42	\$10.65	\$11.90	\$13.40	\$17,590	\$19,600	\$22,150	\$24,740	\$27,860
43-4031	Court, municipal, and license clerks	160	22.2	\$14.81	\$30,800	8	\$9.58	\$10.71	\$14.11	\$17.63	\$21.86	\$19,940	\$22,270	\$29,340	\$36,670	\$45,470
43-4051	Customer service representatives	1,610	31.9	\$13.09	\$27,230	9.4	\$7.50	\$8.43	\$12.45	\$14.70	\$22.33	\$15,590	\$17,540	\$25,890	\$30,570	\$46,450
43-4071	File clerks	120	23.6	\$9.64	\$20,050	3.4	\$6.20	\$7.41	\$9.84	\$11.53	\$13.26	\$12,890	\$15,410	\$20,460	\$23,980	\$27,590
43-4081	Hotel, motel, and resort desk clerks	100	28.8	\$8.31	\$17,280	3.9	\$6.96	\$7.48	\$8.19	\$8.92	\$10.47	\$14,470	\$15,570	\$17,030	\$18,550	\$21,780
43-4131	Loan interviewers and clerks	120	39.4	\$12.91	\$26,860	6.4	\$8.11	\$11.23	\$13.17	\$14.76	\$17.26	\$16,870	\$23,350	\$27,390	\$30,710	\$35,900
43-4141	New accounts clerks	#	#	\$14.38	\$29,910	14.6	\$11.44	\$12.16	\$13.23	\$16.61	\$20.27	\$23,800	\$25,300	\$27,520	\$34,550	\$42,160
43-4161	Human resources assistants, except payroll and timekeeping	90	10	\$14.23	\$29,590	3	\$9.53	\$11.22	\$13.88	\$16.99	\$20.58	\$19,820	\$23,350	\$28,870	\$35,350	\$42,800
43-4171	Receptionists and information clerks	560	12.3	\$10.98	\$22,830	2.7	\$7.26	\$9.15	\$10.82	\$12.64	\$14.40	\$15,110	\$19,040	\$22,510	\$26,290	\$29,940

# Data unavailable

Occupational Code	Occupational Title	Employment Estimate	Employment Percentage Relative Standard Error	Average Hourly Wage	Average Annual Wage	Wage Percentage Relative Standard Error	10th Percentile (Hourly)	25th Percentile (Hourly)	50th Percentile (Hourly)	75th Percentile (Hourly)	90th Percentile (Hourly)	10th Percentile (Annual)	25th Percentile (Annual)	50th Percentile (Annual)	75th Percentile (Annual)	90th Percentile (Annual)
43-4199	All other information and record clerks	#	#	\$13.51	\$28,100	4.3	\$9.11	\$11.10	\$13.08	\$15.60	\$17.90	\$18,940	\$23,080	\$27,210	\$32,440	\$37,240
43-5032	Dispatchers, except police, fire, and ambulance	140	12.8	\$16.17	\$33,620	4.5	\$9.99	\$11.07	\$13.80	\$18.94	\$27.76	\$20,780	\$23,030	\$28,710	\$39,390	\$57,740
43-5041	Meter readers, utilities	80	46.3	\$16.86	\$35,060	9.6	\$9.01	\$14.70	\$16.74	\$19.68	\$24.07	\$18,750	\$30,570	\$34,820	\$40,930	\$50,060
43-5051	Postal service clerks	60	0	\$21.05	\$43,780	0	\$18.25	\$19.96	\$21.47	\$22.99	\$23.89	\$37,960	\$41,510	\$44,660	\$47,810	\$49,700
43-5052	Postal service mail carriers	220	0	\$20.18	\$41,980	0	\$15.70	\$17.74	\$20.54	\$22.88	\$24.28	\$32,650	\$36,890	\$42,730	\$47,580	\$50,490
43-5053	Postal service mail sorters, processors, and processing machine operators	40	0	\$14.58	\$30,320	0	\$9.26	\$10.57	\$12.98	\$20.06	\$22.72	\$19,260	\$21,990	\$26,990	\$41,720	\$47,260
43-5061	Production, planning, and expediting clerks	160	10.3	\$20.50	\$42,640	3	\$12.83	\$15.00	\$19.52	\$26.04	\$29.29	\$26,690	\$31,210	\$40,600	\$54,160	\$60,920
43-5071	Shipping, receiving, and traffic clerks	#	#	\$13.50	\$28,070	1.9	\$9.21	\$10.87	\$13.23	\$16.14	\$18.34	\$19,150	\$22,610	\$27,520	\$33,570	\$38,140
43-5081	Stock clerks and order fillers	910	9	\$12.24	\$25,460	4.9	\$7.60	\$8.98	\$11.17	\$15.93	\$18.14	\$15,810	\$18,670	\$23,230	\$33,130	\$37,720
43-5111	Weighers, measurers, checkers, and samplers, recordkeeping	30	28.1	\$12.82	\$26,670	4.4	\$9.32	\$10.33	\$12.28	\$14.36	\$17.03	\$19,390	\$21,490	\$25,550	\$29,880	\$35,430
43-6011	Executive secretaries and administrative assistants	820	15.6	\$17.92	\$37,260	3.9	\$11.72	\$13.16	\$16.58	\$21.04	\$27.54	\$24,380	\$27,370	\$34,490	\$43,760	\$57,290
43-6013	Medical secretaries	#	#	\$9.94	\$20,680	11.5	\$5.68	\$6.25	\$10.57	\$12.87	\$14.55	\$11,820	\$13,000	\$21,980	\$26,770	\$30,270
43-6014	Secretaries, except legal, medical, and executive	560	11	\$13.03	\$27,090	1.8	\$9.56	\$10.86	\$12.79	\$14.92	\$17.41	\$19,880	\$22,590	\$26,600	\$31,030	\$36,220
43-9021	Data entry keyers	70	19.3	\$12.44	\$25,870	2.7	\$9.36	\$10.32	\$11.95	\$13.99	\$16.69	\$19,470	\$21,470	\$24,860	\$29,110	\$34,710
43-9061	Office clerks, general	2,480	8.8	\$11.70	\$24,330	2	\$7.00	\$9.29	\$11.70	\$13.71	\$16.52	\$14,560	\$19,330	\$24,330	\$28,510	\$34,360
43-9071	Office machine operators, except computer	40	41.7	\$14.10	\$29,340	6.4	\$9.02	\$10.01	\$14.70	\$17.55	\$20.70	\$18,760	\$20,830	\$30,580	\$36,510	\$43,060
43-9199	Office and administrative support workers, all other	140	1	\$12.80	\$26,620	3.1	\$9.24	\$11.47	\$12.80	\$14.08	\$16.76	\$19,210	\$23,850	\$26,620	\$29,280	\$34,850
<b>45-0000</b>	<b>Farming, Fishing, and Forestry Occupations</b>	<b>330</b>	<b>22.7</b>	<b>\$12.98</b>	<b>\$27,000</b>	<b>10</b>	<b>\$5.93</b>	<b>\$6.90</b>	<b>\$11.71</b>	<b>\$17.48</b>	<b>\$22.89</b>	<b>\$12,330</b>	<b>\$14,350</b>	<b>\$24,350</b>	<b>\$36,350</b>	<b>\$47,620</b>
45-2011	Agricultural inspectors	90	46.8	\$19.39	\$40,340	6.3	\$12.52	\$14.39	\$20.04	\$23.03	\$26.88	\$26,040	\$29,930	\$41,680	\$47,890	\$55,910
45-2093	Farmworkers, farm and ranch animals	70	13.2	\$11.25	\$23,400	2.9	\$7.72	\$8.89	\$11.36	\$13.53	\$15.55	\$16,050	\$18,490	\$23,620	\$28,140	\$32,340
<b>47-0000</b>	<b>Construction and Extraction Occupations</b>	<b>7,200</b>	<b>4.9</b>	<b>\$17.12</b>	<b>\$35,610</b>	<b>1.9</b>	<b>\$10.64</b>	<b>\$12.70</b>	<b>\$15.88</b>	<b>\$20.55</b>	<b>\$25.82</b>	<b>\$22,140</b>	<b>\$26,410</b>	<b>\$33,030</b>	<b>\$42,740</b>	<b>\$53,700</b>
47-1011	First-line supervisors/managers of construction trades and extraction workers	730	10.2	\$24.79	\$51,550	3	\$15.36	\$19.72	\$24.44	\$29.00	\$35.16	\$31,940	\$41,010	\$50,840	\$60,330	\$73,120
47-2021	Brickmasons and blockmasons	240	21.2	\$20.00	\$41,600	3.3	\$13.94	\$16.27	\$20.48	\$23.35	\$25.96	\$29,000	\$33,840	\$42,600	\$48,570	\$54,000
47-2031	Carpenters	620	22.3	\$18.03	\$37,500	4.5	\$11.46	\$14.42	\$17.25	\$21.45	\$25.49	\$23,830	\$29,990	\$35,870	\$44,610	\$53,020
47-2051	Cement masons and concrete finishers	510	33.1	\$14.79	\$30,760	7.2	\$9.99	\$11.49	\$14.59	\$17.83	\$19.52	\$20,770	\$23,890	\$30,350	\$37,090	\$40,610
47-2061	Construction laborers	1,220	14.4	\$13.23	\$27,520	3.3	\$9.89	\$11.42	\$13.09	\$14.95	\$17.03	\$20,570	\$23,760	\$27,230	\$31,100	\$35,420
47-2073	Operating engineers and other construction equipment operators	720	20.5	\$18.58	\$38,660	3.3	\$12.94	\$15.05	\$18.16	\$21.48	\$24.15	\$26,920	\$31,290	\$37,770	\$44,680	\$50,240
47-2081	Drywall and ceiling tile installers	100	10.2	\$17.70	\$36,820	5.4	\$11.95	\$15.24	\$18.58	\$20.63	\$22.01	\$24,860	\$31,700	\$38,640	\$42,910	\$45,780
47-2082	Tapers	40	18.5	\$16.54	\$34,400	5.8	\$11.19	\$14.61	\$16.48	\$18.63	\$21.71	\$23,280	\$30,390	\$34,280	\$38,750	\$45,160
47-2111	Electricians	430	14.6	\$16.92	\$35,190	7.3	\$8.98	\$12.38	\$16.54	\$21.56	\$25.30	\$18,680	\$25,760	\$34,390	\$44,840	\$52,610

# Data unavailable

Occupational Code	Occupational Title	Employment Estimate	Employment Percentage Relative Standard Error	Average Hourly Wage	Average Annual Wage	Wage Percentage Relative Standard Error	10th Percentile (Hourly)	25th Percentile (Hourly)	50th Percentile (Hourly)	75th Percentile (Hourly)	90th Percentile (Hourly)	10th Percentile (Annual)	25th Percentile (Annual)	50th Percentile (Annual)	75th Percentile (Annual)	90th Percentile (Annual)
47-2141	Painters, construction and maintenance	210	4.7	\$14.60	\$30,370	5.5	\$9.86	\$12.06	\$13.80	\$16.42	\$19.39	\$20,520	\$25,090	\$28,710	\$34,160	\$40,320
47-2151	Pipelayers	170	37.7	\$16.71	\$34,770	7.1	\$10.87	\$13.34	\$16.85	\$19.48	\$22.49	\$22,610	\$27,750	\$35,040	\$40,530	\$46,770
47-2152	Plumbers, pipefitters, and steamfitters	160	26.6	\$19.04	\$39,610	4.7	\$13.52	\$15.49	\$17.60	\$21.88	\$26.11	\$28,120	\$32,210	\$36,620	\$45,510	\$54,300
47-2161	Plasterers and stucco masons	#	#	\$15.47	\$32,190	3.4	\$9.81	\$11.64	\$15.07	\$19.31	\$21.72	\$20,410	\$24,200	\$31,340	\$40,170	\$45,170
47-2211	Sheet metal workers	#	#	\$17.54	\$36,490	4.7	\$11.74	\$13.38	\$16.98	\$21.44	\$25.35	\$24,410	\$27,820	\$35,320	\$44,590	\$52,730
47-3011	Helpers--brickmasons, blockmasons, stonemasons, and tile and marble setters	140	14.1	\$12.30	\$25,570	2.4	\$10.25	\$11.23	\$12.08	\$13.35	\$14.71	\$21,330	\$23,350	\$25,120	\$27,770	\$30,590
47-3012	Helpers--carpenters	#	#	\$11.62	\$24,170	3.1	\$9.03	\$9.89	\$11.03	\$13.39	\$16.34	\$18,770	\$20,560	\$22,940	\$27,850	\$33,990
47-3015	Helpers--pipelayers, plumbers, pipefitters, and steamfitters	#	#	\$12.38	\$25,760	5.2	\$9.80	\$10.62	\$11.95	\$13.99	\$15.30	\$20,380	\$22,080	\$24,860	\$29,100	\$31,830
47-4011	Construction and building inspectors	40	47.3	\$22.99	\$47,820	2.4	\$16.90	\$19.84	\$23.01	\$26.61	\$28.98	\$35,150	\$41,260	\$47,860	\$55,340	\$60,280
47-4051	Highway maintenance workers	120	40.2	\$16.72	\$34,770	3.8	\$13.15	\$14.55	\$16.66	\$18.59	\$20.46	\$27,350	\$30,260	\$34,640	\$38,670	\$42,550
47-4071	Septic tank servicers and sewer pipe cleaners	#	#	\$20.64	\$42,930	7.5	\$11.49	\$16.07	\$21.14	\$26.37	\$29.15	\$23,910	\$33,420	\$43,980	\$54,840	\$60,620
47-5011	Derrick operators, oil and gas	210	38.6	\$21.73	\$45,200	15.6	\$12.32	\$13.63	\$17.30	\$31.32	\$34.41	\$25,620	\$28,360	\$35,980	\$65,140	\$71,580
47-5013	Service unit operators, oil, gas, and mining	#	#	\$21.03	\$43,740	6.4	\$11.92	\$13.82	\$16.89	\$21.44	\$31.37	\$24,790	\$28,750	\$35,120	\$44,590	\$65,240
47-5071	Roustabouts, oil and gas	340	37.8	\$14.65	\$30,470	12.7	\$9.18	\$11.28	\$13.68	\$17.03	\$23.89	\$19,100	\$23,470	\$28,460	\$35,420	\$49,690
<b>49-0000</b>	<b>Installation, Maintenance, and Repair Occupations</b>	<b>3,130</b>	<b>6.6</b>	<b>\$19.58</b>	<b>\$40,740</b>	<b>2.2</b>	<b>\$9.87</b>	<b>\$13.96</b>	<b>\$18.69</b>	<b>\$24.83</b>	<b>\$29.84</b>	<b>\$20,540</b>	<b>\$29,040</b>	<b>\$38,880</b>	<b>\$51,660</b>	<b>\$62,060</b>
49-1011	First-line supervisors/managers of mechanics, installers, and repairers	250	13.6	\$30.91	\$64,300	3.7	\$17.50	\$23.33	\$31.30	\$36.09	\$48.14	\$36,390	\$48,530	\$65,090	\$75,070	\$100,120
49-2011	Computer, automated teller, and office machine repairers	30	43.7	\$17.95	\$37,340	5.1	\$13.80	\$14.98	\$16.51	\$18.61	\$27.32	\$28,690	\$31,170	\$34,350	\$38,710	\$56,830
49-2094	Electrical and electronics repairers, commercial and industrial equipment	#	#	\$24.36	\$50,680	4	\$16.61	\$21.90	\$25.74	\$28.47	\$30.24	\$34,540	\$45,540	\$53,530	\$59,210	\$62,900
49-3021	Automotive body and related repairers	90	10.9	\$20.81	\$43,280	10.7	\$9.49	\$14.48	\$19.30	\$23.67	\$34.32	\$19,740	\$30,120	\$40,150	\$49,230	\$71,390
49-3023	Automotive service technicians and mechanics	430	18.1	\$17.21	\$35,800	3.3	\$9.46	\$13.33	\$16.88	\$20.75	\$25.64	\$19,680	\$27,720	\$35,110	\$43,170	\$53,320
49-3031	Bus and truck mechanics and diesel engine specialists	170	13.8	\$17.69	\$36,790	2.1	\$12.91	\$15.01	\$17.50	\$20.55	\$22.73	\$26,850	\$31,220	\$36,400	\$42,750	\$47,280
49-3041	Farm equipment mechanics	#	#	\$16.00	\$33,270	4.2	\$11.69	\$13.69	\$15.77	\$17.86	\$21.19	\$24,310	\$28,470	\$32,800	\$37,150	\$44,070
49-3042	Mobile heavy equipment mechanics, except engines	#	#	\$16.15	\$33,580	4.2	\$8.99	\$11.98	\$16.49	\$20.52	\$22.64	\$18,690	\$24,920	\$34,310	\$42,680	\$47,100
49-3093	Tire repairers and changers	#	#	\$11.97	\$24,900	10.8	\$8.96	\$9.59	\$10.56	\$13.10	\$17.30	\$18,630	\$19,950	\$21,960	\$27,240	\$35,980
49-9021	Heating, air conditioning, and refrigeration mechanics and installers	110	49	\$21.08	\$43,850	9.9	\$15.87	\$17.22	\$19.14	\$24.83	\$30.12	\$33,000	\$35,820	\$39,810	\$51,640	\$62,640
49-9041	Industrial machinery mechanics	160	15.1	\$25.16	\$52,330	3.7	\$18.00	\$21.30	\$25.70	\$28.67	\$30.90	\$37,440	\$44,300	\$53,460	\$59,640	\$64,270
49-9042	Maintenance and repair workers, general	650	13.3	\$15.49	\$32,220	3.7	\$6.88	\$10.87	\$15.24	\$19.88	\$25.01	\$14,310	\$22,620	\$31,690	\$41,350	\$52,020

# Data unavailable

Occupational Code	Occupational Title	Employment Estimate	Employment Percentage Relative Standard Error	Average Hourly Wage	Average Annual Wage	Wage Percentage Relative Standard Error	10th Percentile (Hourly)	25th Percentile (Hourly)	50th Percentile (Hourly)	75th Percentile (Hourly)	90th Percentile (Hourly)	10th Percentile (Annual)	25th Percentile (Annual)	50th Percentile (Annual)	75th Percentile (Annual)	90th Percentile (Annual)
49-9043	Maintenance workers, machinery	50	42	\$17.16	\$35,680	10.2	\$7.80	\$9.48	\$15.37	\$23.03	\$31.53	\$16,230	\$19,720	\$31,970	\$47,900	\$65,590
49-9044	Millwrights	#	#	\$18.05	\$37,550	7.3	\$8.95	\$13.96	\$19.08	\$22.51	\$25.86	\$18,620	\$29,040	\$39,680	\$46,830	\$53,790
49-9052	Telecommunications line installers and repairers	50	33.4	\$15.30	\$31,830	2.4	\$10.38	\$11.70	\$15.04	\$18.02	\$20.90	\$21,590	\$24,340	\$31,280	\$37,480	\$43,470
49-9098	Helpers--installation, maintenance, and repair workers	40	26.7	\$13.44	\$27,950	7.9	\$7.32	\$10.07	\$12.13	\$17.08	\$21.59	\$15,230	\$20,950	\$25,230	\$35,520	\$44,900
49-9099	Installation, maintenance, and repair workers, all other	120	30.2	\$18.56	\$38,610	3.7	\$13.15	\$15.40	\$18.72	\$21.69	\$24.51	\$27,360	\$32,030	\$38,930	\$45,110	\$50,980
<b>51-0000</b>	<b>Production Occupations</b>	<b>7,140</b>	<b>15.2</b>	<b>\$14.43</b>	<b>\$30,010</b>	<b>2.1</b>	<b>\$8.99</b>	<b>\$10.59</b>	<b>\$13.37</b>	<b>\$17.23</b>	<b>\$21.82</b>	<b>\$18,710</b>	<b>\$22,030</b>	<b>\$27,800</b>	<b>\$35,830</b>	<b>\$45,380</b>
51-1011	First-line supervisors/managers of production and operating workers	450	12.5	\$23.35	\$48,580	2.1	\$15.11	\$17.68	\$21.97	\$28.71	\$33.60	\$31,440	\$36,780	\$45,690	\$59,710	\$69,890
51-2041	Structural metal fabricators and fitters	80	48.5	\$15.63	\$32,510	6.8	\$10.63	\$13.44	\$16.22	\$18.15	\$19.43	\$22,110	\$27,950	\$33,740	\$37,750	\$40,420
51-2092	Team assemblers	#	#	\$11.86	\$24,670	3.5	\$7.13	\$9.58	\$11.65	\$13.65	\$17.32	\$14,830	\$19,920	\$24,220	\$28,400	\$36,030
51-2099	Assemblers and fabricators, all other	120	47.4	\$10.93	\$22,730	4.5	\$8.04	\$9.80	\$10.74	\$11.74	\$14.04	\$16,710	\$20,380	\$22,340	\$24,420	\$29,190
51-3021	Butchers and meat cutters	100	30.1	\$12.12	\$25,210	5.1	\$7.75	\$8.67	\$10.58	\$15.98	\$18.63	\$16,120	\$18,040	\$22,010	\$33,240	\$38,750
51-3022	Meat, poultry, and fish cutters and trimmers	#	#	\$11.32	\$23,540	3.4	\$9.40	\$10.08	\$11.21	\$12.74	\$13.73	\$19,560	\$20,960	\$23,310	\$26,510	\$28,570
51-3023	Slaughterers and meat packers	#	#	\$11.07	\$23,020	3.3	\$8.44	\$9.80	\$11.27	\$12.70	\$13.73	\$17,550	\$20,380	\$23,450	\$26,410	\$28,560
51-3092	Food batchmakers	70	11.6	\$12.76	\$26,550	12.1	\$7.62	\$9.13	\$14.49	\$16.17	\$17.18	\$15,840	\$19,000	\$30,130	\$33,630	\$35,730
51-3093	Food cooking machine operators and tenders	30	42	\$11.95	\$24,860	11	\$8.55	\$9.75	\$11.20	\$14.65	\$16.56	\$17,780	\$20,280	\$23,290	\$30,460	\$34,430
51-4031	Cutting, punching, and press machine setters, operators, and tenders, metal and plastic	80	19.3	\$15.82	\$32,910	3.7	\$11.14	\$13.81	\$15.92	\$17.99	\$20.71	\$23,160	\$28,730	\$33,120	\$37,420	\$43,080
51-4041	Machinists	200	15.9	\$17.01	\$35,390	4	\$12.65	\$14.46	\$16.24	\$18.35	\$23.53	\$26,310	\$30,080	\$33,790	\$38,160	\$48,940
51-4072	Molding, coremaking, and casting machine setters, operators, and tenders, metal and plastic	210	18.2	\$13.70	\$28,490	3.4	\$8.85	\$10.10	\$12.45	\$16.77	\$21.20	\$18,400	\$21,010	\$25,890	\$34,870	\$44,100
51-4081	Multiple machine tool setters, operators, and tenders, metal and plastic	90	41.3	\$12.13	\$25,230	3.3	\$8.41	\$9.55	\$11.02	\$13.78	\$17.51	\$17,500	\$19,870	\$22,920	\$28,670	\$36,410
51-4121	Welders, cutters, solderers, and brazers	440	18.4	\$17.72	\$36,860	3.2	\$12.88	\$14.38	\$17.16	\$21.02	\$23.66	\$26,790	\$29,910	\$35,690	\$43,710	\$49,210
51-6011	Laundry and dry-cleaning workers	#	#	\$8.38	\$17,430	5.6	\$6.28	\$7.21	\$8.14	\$9.59	\$11.00	\$13,050	\$14,990	\$16,930	\$19,950	\$22,870
51-6031	Sewing machine operators	40	19.5	\$10.58	\$22,010	5.1	\$6.83	\$9.15	\$10.33	\$12.47	\$14.36	\$14,200	\$19,030	\$21,480	\$25,940	\$29,870
51-7011	Cabinetmakers and bench carpenters	80	21.4	\$15.43	\$32,080	3.6	\$10.56	\$12.84	\$15.12	\$17.90	\$20.73	\$21,970	\$26,710	\$31,450	\$37,240	\$43,110
51-7021	Furniture finishers	40	21.7	\$13.69	\$28,480	8.1	\$9.10	\$10.10	\$14.07	\$16.35	\$17.73	\$18,920	\$21,010	\$29,260	\$34,000	\$36,880
51-7041	Sawing machine setters, operators, and tenders, wood	80	27.3	\$11.73	\$24,390	6.8	\$7.53	\$8.37	\$12.01	\$14.19	\$16.65	\$15,660	\$17,410	\$24,970	\$29,520	\$34,630
51-7042	Woodworking machine setters, operators, and tenders, except sawing	170	21.6	\$13.01	\$27,060	3.9	\$9.53	\$11.52	\$12.89	\$14.31	\$16.86	\$19,820	\$23,960	\$26,800	\$29,760	\$35,070
51-8031	Water and liquid waste treatment plant and system operators	#	#	\$19.52	\$40,610	6.5	\$13.41	\$14.93	\$19.24	\$23.94	\$27.24	\$27,900	\$31,060	\$40,020	\$49,800	\$56,660

# Data unavailable

Occupational Code	Occupational Title	Employment Estimate	Employment Percentage Relative Standard Error	Average Hourly Wage	Average Annual Wage	Wage Percentage Relative Standard Error	10th Percentile (Hourly)	25th Percentile (Hourly)	50th Percentile (Hourly)	75th Percentile (Hourly)	90th Percentile (Hourly)	10th Percentile (Annual)	25th Percentile (Annual)	50th Percentile (Annual)	75th Percentile (Annual)	90th Percentile (Annual)
51-8099	Plant and system operators, all other	#	#	\$16.27	\$33,840	7.4	\$12.53	\$13.39	\$14.89	\$18.73	\$21.37	\$26,050	\$27,860	\$30,960	\$38,970	\$44,450
51-9021	Crushing, grinding, and polishing machine setters, operators, and tenders	30	43.1	\$11.78	\$24,500	5.7	\$9.11	\$9.71	\$10.71	\$13.41	\$16.39	\$18,950	\$20,200	\$22,280	\$27,890	\$34,100
51-9022	Grinding and polishing workers, hand	30	43.5	\$12.44	\$25,880	4.4	\$9.33	\$9.89	\$10.84	\$13.17	\$20.36	\$19,400	\$20,580	\$22,540	\$27,390	\$42,340
51-9023	Mixing and blending machine setters, operators, and tenders	#	#	\$14.86	\$30,910	5	\$9.11	\$11.88	\$15.83	\$17.80	\$19.05	\$18,950	\$24,710	\$32,920	\$37,030	\$39,630
51-9032	Cutting and slicing machine setters, operators, and tenders	#	#	\$13.03	\$27,100	2.9	\$8.11	\$9.17	\$11.61	\$15.90	\$21.62	\$16,880	\$19,060	\$24,140	\$33,070	\$44,970
51-9041	Extruding, forming, pressing, and compacting machine setters, operators, and tenders	60	26.1	#	#	#	#	#	#	#	#	#	#	#	#	#
51-9051	Furnace, kiln, oven, drier, and kettle operators and tenders	#	#	\$13.30	\$27,670	8.1	\$6.85	\$9.68	\$14.76	\$16.56	\$17.64	\$14,240	\$20,130	\$30,700	\$34,440	\$36,690
51-9061	Inspectors, testers, sorters, samplers, and weighers	390	24.7	\$14.29	\$29,730	3.3	\$10.11	\$11.29	\$13.71	\$16.49	\$19.03	\$21,030	\$23,480	\$28,510	\$34,310	\$39,590
51-9111	Packaging and filling machine operators and tenders	310	39.3	\$13.90	\$28,910	6.9	\$8.13	\$10.40	\$13.93	\$17.08	\$19.70	\$16,900	\$21,620	\$28,980	\$35,520	\$40,970
51-9121	Coating, painting, and spraying machine setters, operators, and tenders	50	11.4	\$14.12	\$29,370	3.8	\$9.77	\$11.18	\$12.97	\$15.74	\$18.04	\$20,320	\$23,260	\$26,980	\$32,740	\$37,520
51-9132	Photographic processing machine operators	#	#	\$9.28	\$19,290	5.6	\$7.33	\$8.14	\$9.52	\$10.51	\$11.11	\$15,240	\$16,930	\$19,810	\$21,860	\$23,110
51-9192	Cleaning, washing, and metal pickling equipment operators and tenders	#	#	\$13.36	\$27,790	4.6	\$9.54	\$10.49	\$13.01	\$16.17	\$17.77	\$19,830	\$21,820	\$27,070	\$33,630	\$36,970
51-9196	Paper goods machine setters, operators, and tenders	200	47.5	\$18.34	\$38,150	9.6	\$11.05	\$15.91	\$19.78	\$22.19	\$23.64	\$22,980	\$33,080	\$41,150	\$46,160	\$49,170
51-9198	Helpers--production workers	150	19.4	\$11.15	\$23,190	3.3	\$8.71	\$9.63	\$10.89	\$12.76	\$14.59	\$18,110	\$20,040	\$22,650	\$26,530	\$30,350
51-9199	Production workers, all other	120	30.1	\$10.72	\$22,290	6.1	\$7.52	\$8.24	\$10.23	\$12.59	\$15.76	\$15,650	\$17,140	\$21,280	\$26,190	\$32,770
<b>53-0000</b>	<b>Transportation and Material Moving Occupations</b>	<b>5,890</b>	<b>5.7</b>	<b>\$14.04</b>	<b>\$29,200</b>	<b>3</b>	<b>\$7.65</b>	<b>\$9.81</b>	<b>\$12.86</b>	<b>\$16.95</b>	<b>\$22.40</b>	<b>\$15,920</b>	<b>\$20,410</b>	<b>\$26,760</b>	<b>\$35,250</b>	<b>\$46,600</b>
53-1021	First-line supervisors/managers of helpers, laborers, and material movers, hand	40	23.7	\$24.42	\$50,800	5.9	\$13.81	\$19.39	\$25.99	\$29.33	\$32.08	\$28,720	\$40,320	\$54,070	\$61,000	\$66,720
53-1031	First-line supervisors/managers of transportation and material-moving machine and vehicle operators	160	13.5	\$21.30	\$44,290	4.2	\$12.18	\$13.76	\$21.20	\$26.27	\$30.60	\$25,330	\$28,620	\$44,090	\$54,650	\$63,640
53-2012	Commercial pilots	#	#	#	\$50,180	5.3	#	#	#	#	#	\$32,190	\$42,380	\$50,900	\$56,690	\$70,050
53-3022	Bus drivers, school	240	1.3	\$12.80	\$26,620	1.9	\$10.21	\$11.56	\$12.67	\$13.80	\$15.75	\$21,230	\$24,050	\$26,350	\$28,700	\$32,760
53-3031	Driver/sales workers	380	27.6	\$9.08	\$18,880	12.2	\$5.70	\$6.18	\$6.98	\$12.16	\$15.78	\$11,850	\$12,850	\$14,530	\$25,290	\$32,830
53-3032	Truck drivers, heavy and tractor-trailer	1,870	9	\$17.58	\$36,570	5.2	\$10.61	\$13.09	\$15.96	\$20.91	\$26.32	\$22,060	\$27,220	\$33,200	\$43,490	\$54,750
53-3033	Truck drivers, light or delivery services	410	8.2	\$12.82	\$26,660	3.5	\$7.91	\$9.94	\$12.40	\$15.24	\$19.21	\$16,450	\$20,680	\$25,790	\$31,710	\$39,960
53-6031	Service station attendants	50	34.4	\$8.85	\$18,410	3.9	\$7.13	\$7.62	\$8.43	\$10.06	\$11.80	\$14,840	\$15,850	\$17,520	\$20,930	\$24,550
53-7011	Conveyor operators and tenders	#	#	\$13.90	\$28,900	17.1	\$8.63	\$9.82	\$11.08	\$18.75	\$24.15	\$17,940	\$20,420	\$23,040	\$39,000	\$50,230
53-7021	Crane and tower operators	#	#	\$24.52	\$51,000	10.2	\$18.67	\$20.41	\$25.91	\$28.64	\$30.28	\$38,830	\$42,460	\$53,900	\$59,580	\$62,980

# Data unavailable

Occupational Code	Occupational Title	Employment Estimate	Employment Percentage Relative Standard Error	Average Hourly Wage	Average Annual Wage	Wage Percentage Relative Standard Error	10th Percentile (Hourly)	25th Percentile (Hourly)	50th Percentile (Hourly)	75th Percentile (Hourly)	90th Percentile (Hourly)	10th Percentile (Annual)	25th Percentile (Annual)	50th Percentile (Annual)	75th Percentile (Annual)	90th Percentile (Annual)
53-7032	Excavating and loading machine and dragline operators	#	#	\$15.19	\$31,600	11	\$11.38	\$12.25	\$13.73	\$17.69	\$22.03	\$23,670	\$25,490	\$28,560	\$36,790	\$45,820
53-7051	Industrial truck and tractor operators	450	8.6	\$13.08	\$27,210	2.1	\$9.44	\$10.45	\$12.69	\$15.68	\$17.90	\$19,630	\$21,730	\$26,390	\$32,620	\$37,230
53-7061	Cleaners of vehicles and equipment	260	19.9	\$8.65	\$18,000	3.3	\$5.93	\$6.81	\$8.57	\$10.19	\$11.58	\$12,340	\$14,170	\$17,830	\$21,190	\$24,080
53-7062	Laborers and freight, stock, and material movers, hand	990	15.2	\$11.06	\$23,010	3	\$7.69	\$9.14	\$10.43	\$12.53	\$15.01	\$16,000	\$19,020	\$21,700	\$26,070	\$31,230
53-7063	Machine feeders and offbearers	120	9.3	\$12.06	\$25,080	7.6	\$8.06	\$9.47	\$12.05	\$14.22	\$16.97	\$16,770	\$19,690	\$25,070	\$29,580	\$35,300
53-7064	Packers and packagers, hand	#	#	\$8.37	\$17,410	3.1	\$7.02	\$7.43	\$8.06	\$8.70	\$11.72	\$14,600	\$15,460	\$16,760	\$18,090	\$24,370
53-7073	Wellhead pumpers	90	41.3	\$18.80	\$39,110	5.4	\$15.60	\$17.55	\$19.45	\$21.47	\$23.24	\$32,460	\$36,500	\$40,450	\$44,670	\$48,330
53-7081	Refuse and recyclable material collectors	50	47.6	\$16.36	\$34,030	17.8	\$6.50	\$11.95	\$18.94	\$20.77	\$21.87	\$13,530	\$24,860	\$39,400	\$43,210	\$45,490

# Data unavailable



Occupational Code	Occupational Title	Employment Estimate	Employment Percentage Relative Standard Error	Average Hourly Wage	Average Annual Wage	Wage Percentage Relative Standard Error	10th Percentile (Hourly)	25th Percentile (Hourly)	50th Percentile (Hourly)	75th Percentile (Hourly)	90th Percentile (Hourly)	10th Percentile (Annual)	25th Percentile (Annual)	50th Percentile (Annual)	75th Percentile (Annual)	90th Percentile (Annual)
<b>00-0000</b>	<b>Total All Occupations</b>	<b>54,230</b>	<b>2.49</b>	<b>\$16.05</b>	<b>\$33,377</b>	<b>1.72</b>	<b>\$6.94</b>	<b>\$8.80</b>	<b>\$12.97</b>	<b>\$19.75</b>	<b>\$28.37</b>	<b>\$14,440</b>	<b>\$18,311</b>	<b>\$26,985</b>	<b>\$41,072</b>	<b>\$59,007</b>
<b>11-0000</b>	<b>Management Occupations</b>	<b>1,800</b>	<b>5.4</b>	<b>\$33.52</b>	<b>\$69,720</b>	<b>2</b>	<b>\$15.93</b>	<b>\$21.57</b>	<b>\$31.10</b>	<b>\$41.38</b>	<b>\$54.75</b>	<b>\$33,130</b>	<b>\$44,870</b>	<b>\$64,680</b>	<b>\$86,060</b>	<b>\$113,880</b>
11-1021	General and operations managers	630	6.4	\$34.82	\$72,430	3.7	\$16.24	\$20.87	\$29.96	\$41.62	\$64.25	\$33,780	\$43,420	\$62,310	\$86,570	\$133,640
11-2022	Sales managers	70	14.3	\$39.52	\$82,190	4.6	\$23.16	\$30.34	\$36.09	\$48.55	\$57.25	\$48,170	\$63,110	\$75,060	\$100,990	\$119,090
11-3011	Administrative services managers	60	17.5	\$29.53	\$61,430	3.9	\$20.47	\$23.38	\$26.82	\$36.23	\$44.09	\$42,580	\$48,630	\$55,780	\$75,350	\$91,700
11-3031	Financial managers	80	28.7	\$36.32	\$75,550	4	\$23.23	\$26.99	\$36.46	\$44.32	\$53.53	\$48,310	\$56,150	\$75,830	\$92,200	\$111,340
11-3051	Industrial production managers	30	13	\$36.00	\$74,880	6.6	\$20.72	\$25.69	\$36.53	\$41.45	\$44.59	\$43,090	\$53,430	\$75,980	\$86,220	\$92,750
11-3071	Transportation, storage, and distribution managers	40	8	\$37.29	\$77,570	3.4	\$19.07	\$32.13	\$39.65	\$44.80	\$49.90	\$39,670	\$66,840	\$82,460	\$93,180	\$103,780
11-9021	Construction managers	150	29.4	\$27.61	\$57,420	14.6	\$14.99	\$16.43	\$24.87	\$33.93	\$42.84	\$31,180	\$34,170	\$51,730	\$70,580	\$89,110
11-9051	Food service managers	60	28.8	\$18.44	\$38,360	6	\$10.45	\$15.01	\$17.37	\$20.19	\$27.73	\$21,730	\$31,220	\$36,130	\$42,000	\$57,670
11-9061	Funeral directors	30	18	\$23.63	\$49,160	8	\$13.53	\$19.28	\$25.48	\$28.49	\$31.11	\$28,150	\$40,100	\$52,990	\$59,260	\$64,710
11-9111	Medical and health services managers	90	7	\$37.36	\$77,710	3	\$19.57	\$28.39	\$35.42	\$44.73	\$55.77	\$40,710	\$59,040	\$73,680	\$93,040	\$115,990
11-9141	Property, real estate, and community association managers	30	28.8	\$18.72	\$38,930	8.2	\$12.10	\$14.09	\$17.14	\$22.88	\$27.07	\$25,170	\$29,300	\$35,650	\$47,590	\$56,310
11-9151	Social and community service managers	50	4.8	\$21.54	\$44,800	4.9	\$11.68	\$15.08	\$19.95	\$26.20	\$34.60	\$24,290	\$31,370	\$41,490	\$54,490	\$71,980
11-9199	Managers, all other	100	32.7	\$40.82	\$84,900	2.3	\$25.13	\$31.00	\$40.79	\$49.81	\$60.15	\$52,280	\$64,470	\$84,840	\$103,610	\$125,110
<b>13-0000</b>	<b>Business and Financial Operations Occupations</b>	<b>1,290</b>	<b>6.5</b>	<b>\$25.19</b>	<b>\$52,390</b>	<b>2.9</b>	<b>\$14.70</b>	<b>\$18.27</b>	<b>\$24.01</b>	<b>\$29.76</b>	<b>\$35.81</b>	<b>\$30,570</b>	<b>\$37,990</b>	<b>\$49,940</b>	<b>\$61,900</b>	<b>\$74,490</b>
13-1023	Purchasing agents, except wholesale, retail, and farm products	70	25.8	\$20.56	\$42,770	5.1	\$13.11	\$15.22	\$17.58	\$22.39	\$34.78	\$27,260	\$31,660	\$36,570	\$46,570	\$72,330
13-1031	Claims adjusters, examiners, and investigators	50	28.2	\$29.65	\$61,680	7.6	\$21.08	\$24.03	\$28.16	\$34.47	\$40.90	\$43,840	\$49,970	\$58,570	\$71,700	\$85,070
13-1041	Compliance officers, except agriculture, construction, health and safety, and transportation	30	18.3	\$19.58	\$40,730	4.8	\$8.41	\$15.05	\$17.66	\$25.06	\$30.45	\$17,500	\$31,310	\$36,730	\$52,130	\$63,340
13-1051	Cost estimators	100	17.5	\$26.30	\$54,710	14.4	\$15.70	\$18.37	\$22.02	\$27.10	\$40.70	\$32,660	\$38,200	\$45,810	\$56,380	\$84,660
13-1072	Compensation, benefits, and job analysis specialists	30	12.3	\$24.06	\$50,050	4.3	\$14.83	\$18.52	\$24.38	\$29.12	\$34.25	\$30,850	\$38,530	\$50,720	\$60,560	\$71,240
13-1073	Training and development specialists	50	10.9	\$19.72	\$41,010	3.8	\$12.24	\$15.45	\$19.86	\$24.11	\$27.29	\$25,450	\$32,140	\$41,300	\$50,150	\$56,760
13-1079	Human resources, training, and labor relations specialists, all other	40	14.3	\$22.39	\$46,570	3.4	\$16.63	\$19.03	\$21.54	\$25.59	\$29.97	\$34,590	\$39,590	\$44,810	\$53,230	\$62,340
13-1111	Management analysts	40	30.3	\$29.92	\$62,240	7.3	\$22.07	\$24.75	\$27.51	\$30.43	\$45.68	\$45,900	\$51,480	\$57,220	\$63,300	\$95,010
13-1199	Business operations specialists, all other	250	9.7	\$27.63	\$57,460	1.6	\$18.39	\$22.87	\$27.50	\$32.95	\$38.21	\$38,250	\$47,560	\$57,190	\$68,530	\$79,480
13-2011	Accountants and auditors	260	11.7	\$23.09	\$48,030	2.4	\$14.15	\$17.09	\$22.96	\$28.35	\$32.69	\$29,430	\$35,540	\$47,750	\$58,980	\$67,990
13-2021	Appraisers and assessors of real estate	50	39.4	\$24.60	\$51,160	17.8	\$8.99	\$19.06	\$28.53	\$31.76	\$33.95	\$18,710	\$39,650	\$59,350	\$66,060	\$70,610
13-2051	Financial analysts	#	#	\$22.89	\$47,610	16.3	\$14.84	\$16.29	\$25.76	\$28.61	\$30.45	\$30,870	\$33,880	\$53,590	\$59,510	\$63,350
13-2052	Personal financial advisors	#	#	\$25.69	\$53,440	6.3	\$16.44	\$19.38	\$28.39	\$32.34	\$34.64	\$34,190	\$40,320	\$59,060	\$67,270	\$72,040
13-2072	Loan officers	150	37	\$30.19	\$62,790	17.1	\$16.25	\$19.17	\$25.18	\$30.44	\$65.55	\$33,790	\$39,870	\$52,380	\$63,310	\$136,340

# Data unavailable

Occupational Code	Occupational Title	Employment Estimate	Employment Percentage Relative Standard Error	Average Hourly Wage	Average Annual Wage	Wage Percentage Relative Standard Error	10th Percentile (Hourly)	25th Percentile (Hourly)	50th Percentile (Hourly)	75th Percentile (Hourly)	90th Percentile (Hourly)	10th Percentile (Annual)	25th Percentile (Annual)	50th Percentile (Annual)	75th Percentile (Annual)	90th Percentile (Annual)
<b>15-0000</b>	<b>Computer and Mathematical Occupations</b>	<b>350</b>	<b>13.2</b>	<b>\$23.37</b>	<b>\$48,600</b>	<b>2.1</b>	<b>\$14.21</b>	<b>\$17.48</b>	<b>\$21.86</b>	<b>\$28.73</b>	<b>\$35.29</b>	<b>\$29,570</b>	<b>\$36,350</b>	<b>\$45,480</b>	<b>\$59,750</b>	<b>\$73,410</b>
15-1031	Computer software engineers, applications	30	26.9	\$31.61	\$65,750	7.3	\$20.31	\$24.86	\$30.31	\$36.85	\$47.68	\$42,240	\$51,710	\$63,050	\$76,650	\$99,180
15-1041	Computer support specialists	100	15.7	\$18.01	\$37,460	1.6	\$12.90	\$14.73	\$17.89	\$20.94	\$22.92	\$26,830	\$30,640	\$37,200	\$43,560	\$47,680
15-1071	Network and computer systems administrators	90	43.6	\$25.11	\$52,240	2.4	\$14.93	\$18.59	\$25.09	\$30.45	\$36.82	\$31,050	\$38,670	\$52,190	\$63,330	\$76,590
15-1099	Computer specialists, all other	70	5.5	\$26.20	\$54,490	4.9	\$13.50	\$20.56	\$26.92	\$32.93	\$37.59	\$28,090	\$42,770	\$55,990	\$68,500	\$78,180
<b>17-0000</b>	<b>Architecture and Engineering Occupations</b>	<b>460</b>	<b>9.3</b>	<b>\$27.56</b>	<b>\$57,330</b>	<b>3.4</b>	<b>\$14.62</b>	<b>\$19.58</b>	<b>\$26.83</b>	<b>\$35.37</b>	<b>\$43.94</b>	<b>\$30,400</b>	<b>\$40,730</b>	<b>\$55,800</b>	<b>\$73,570</b>	<b>\$91,400</b>
17-1022	Surveyors	40	23	\$20.38	\$42,380	4	\$10.02	\$12.08	\$18.23	\$27.64	\$34.50	\$20,840	\$25,130	\$37,910	\$57,490	\$71,770
17-2051	Civil engineers	70	13.8	\$33.52	\$69,720	4.1	\$21.42	\$26.39	\$32.73	\$41.80	\$48.01	\$44,560	\$54,900	\$68,080	\$86,950	\$99,870
17-2071	Electrical engineers	30	29.2	\$33.01	\$68,650	5.7	\$19.84	\$25.53	\$33.92	\$40.73	\$45.06	\$41,270	\$53,110	\$70,560	\$84,710	\$93,730
17-2141	Mechanical engineers	30	20.5	\$33.70	\$70,100	3.3	\$24.42	\$30.17	\$33.80	\$38.94	\$43.83	\$50,790	\$62,750	\$70,300	\$80,990	\$91,170
17-3011	Architectural and civil drafters	50	28.4	\$18.37	\$38,210	12	\$10.59	\$14.00	\$18.34	\$21.57	\$28.55	\$22,030	\$29,110	\$38,150	\$44,860	\$59,380
17-3029	Engineering technicians, except drafters, all other	#	#	\$23.77	\$49,450	3.1	\$16.75	\$19.78	\$23.89	\$28.23	\$31.00	\$34,850	\$41,140	\$49,690	\$58,710	\$64,480
<b>19-0000</b>	<b>Life, Physical, and Social Science Occupations</b>	<b>330</b>	<b>13</b>	<b>\$31.41</b>	<b>\$65,330</b>	<b>4.8</b>	<b>\$16.37</b>	<b>\$22.97</b>	<b>\$29.25</b>	<b>\$37.08</b>	<b>\$44.71</b>	<b>\$34,050</b>	<b>\$47,770</b>	<b>\$60,830</b>	<b>\$77,130</b>	<b>\$93,000</b>
19-4099	Life, physical, and social science technicians, all other	40	2.2	\$23.23	\$48,310	3.2	\$13.69	\$18.39	\$23.77	\$28.50	\$31.56	\$28,470	\$38,260	\$49,450	\$59,270	\$65,640
<b>21-0000</b>	<b>Community and Social Services Occupations</b>	<b>1,090</b>	<b>5.9</b>	<b>\$19.73</b>	<b>\$41,030</b>	<b>2.5</b>	<b>\$11.74</b>	<b>\$14.98</b>	<b>\$18.96</b>	<b>\$24.50</b>	<b>\$29.21</b>	<b>\$24,420</b>	<b>\$31,160</b>	<b>\$39,430</b>	<b>\$50,970</b>	<b>\$60,760</b>
21-1012	Educational, vocational, and school counselors	120	18.9	\$26.53	\$55,170	2.5	\$17.47	\$21.82	\$27.16	\$31.88	\$35.56	\$36,340	\$45,380	\$56,490	\$66,300	\$73,970
21-1014	Mental health counselors	160	24.7	\$18.68	\$38,860	3.9	\$11.93	\$15.45	\$18.12	\$21.78	\$26.35	\$24,810	\$32,140	\$37,680	\$45,310	\$54,810
21-1015	Rehabilitation counselors	#	#	\$19.58	\$40,730	9.3	\$8.02	\$9.88	\$19.56	\$28.15	\$31.75	\$16,690	\$20,540	\$40,690	\$58,560	\$66,040
21-1029	Social workers, all other	30	14	\$23.57	\$49,020	2.7	\$17.55	\$19.49	\$23.75	\$27.65	\$31.73	\$36,500	\$40,540	\$49,400	\$57,500	\$66,010
21-1093	Social and human service assistants	200	2	\$13.55	\$28,170	4.1	\$6.98	\$10.88	\$13.15	\$16.41	\$20.49	\$14,510	\$22,620	\$27,360	\$34,130	\$42,620
21-1099	Community and social service specialists, all other	90	43	\$17.15	\$35,670	3.1	\$14.31	\$15.49	\$17.22	\$19.56	\$21.62	\$29,760	\$32,220	\$35,810	\$40,690	\$44,960
<b>23-0000</b>	<b>Legal Occupations</b>	<b>240</b>	<b>20.8</b>	<b>\$35.58</b>	<b>\$74,010</b>	<b>16</b>	<b>\$13.60</b>	<b>\$18.40</b>	<b>\$26.79</b>	<b>\$43.69</b>	<b>#</b>	<b>\$28,280</b>	<b>\$38,280</b>	<b>\$55,720</b>	<b>\$90,880</b>	<b>#</b>
23-1011	Lawyers	120	19.3	\$49.02	\$101,970	13.4	\$21.46	\$29.84	\$39.49	\$56.22	#	\$44,630	\$62,070	\$82,140	\$116,930	#
23-2011	Paralegals and legal assistants	#	#	\$17.48	\$36,370	12.9	\$12.25	\$13.29	\$15.84	\$21.64	\$25.34	\$25,480	\$27,650	\$32,940	\$45,010	\$52,700
<b>25-0000</b>	<b>Education, Training, and Library Occupations</b>	<b>3,590</b>	<b>14</b>	<b>\$22.98</b>	<b>\$47,800</b>	<b>6.4</b>	<b>\$11.47</b>	<b>\$15.10</b>	<b>\$20.04</b>	<b>\$27.13</b>	<b>\$36.13</b>	<b>\$23,870</b>	<b>\$31,410</b>	<b>\$41,680</b>	<b>\$56,430</b>	<b>\$75,140</b>
25-1194	Vocational education teachers, postsecondary	#	#	\$23.29	\$48,440	3.1	\$13.55	\$15.55	\$19.94	\$28.47	\$38.23	\$28,180	\$32,350	\$41,480	\$59,210	\$79,530
25-2011	Preschool teachers, except special education	110	17.8	\$9.96	\$20,710	4.1	\$6.88	\$8.17	\$9.99	\$11.64	\$13.42	\$14,310	\$17,000	\$20,790	\$24,210	\$27,900
25-3011	Adult literacy, remedial education, and GED teachers and instructors	#	#	\$20.28	\$42,180	3.8	\$13.47	\$15.24	\$18.20	\$25.41	\$30.42	\$28,020	\$31,690	\$37,860	\$52,850	\$63,280
25-3021	Self-enrichment education teachers	100	31.3	\$14.71	\$30,590	13.7	\$7.83	\$8.95	\$12.79	\$21.26	\$24.09	\$16,290	\$18,620	\$26,610	\$44,220	\$50,120
25-3099	Teachers and instructors, all other	190	1.8	#	\$34,360	2.4	#	#	#	#	#	\$22,950	\$27,000	\$30,570	\$38,850	\$54,660
25-4021	Librarians	60	12.9	\$23.71	\$49,320	2.1	\$16.92	\$20.00	\$23.86	\$27.14	\$29.84	\$35,180	\$41,600	\$49,630	\$56,460	\$62,060

# Data unavailable

Occupational Code	Occupational Title	Employment Estimate	Employment Percentage Relative Standard Error	Average Hourly Wage	Average Annual Wage	Wage Percentage Relative Standard Error	10th Percentile (Hourly)	25th Percentile (Hourly)	50th Percentile (Hourly)	75th Percentile (Hourly)	90th Percentile (Hourly)	10th Percentile (Annual)	25th Percentile (Annual)	50th Percentile (Annual)	75th Percentile (Annual)	90th Percentile (Annual)
25-4031	Library technicians	60	14.8	\$15.22	\$31,660	8.4	\$9.07	\$11.04	\$15.07	\$19.70	\$22.16	\$18,870	\$22,960	\$31,340	\$40,980	\$46,100
25-9099	Education, training, and library workers, all other	40	0	\$24.10	\$50,130	1.7	\$12.53	\$18.29	\$23.59	\$30.84	\$35.95	\$26,060	\$38,040	\$49,070	\$64,150	\$74,770
<b>27-0000</b>	<b>Arts, Design, Entertainment, Sports, and Media Occupations</b>	<b>350</b>	<b>9.2</b>	<b>\$16.98</b>	<b>\$35,330</b>	<b>4.7</b>	<b>\$6.76</b>	<b>\$10.31</b>	<b>\$14.98</b>	<b>\$21.82</b>	<b>\$29.82</b>	<b>\$14,050</b>	<b>\$21,440</b>	<b>\$31,160</b>	<b>\$45,380</b>	<b>\$62,020</b>
27-1023	Floral designers	30	5.7	\$9.24	\$19,220	5.7	\$6.27	\$7.20	\$8.31	\$10.95	\$14.40	\$13,050	\$14,980	\$17,280	\$22,770	\$29,950
27-1024	Graphic designers	40	3.6	\$15.08	\$31,360	2	\$10.05	\$12.15	\$14.07	\$19.05	\$21.38	\$20,890	\$25,270	\$29,270	\$39,620	\$44,480
27-3031	Public relations specialists	50	33.6	\$18.99	\$39,500	5.3	\$12.23	\$13.42	\$15.32	\$24.62	\$30.89	\$25,440	\$27,910	\$31,870	\$51,210	\$64,250
<b>29-0000</b>	<b>Healthcare Practitioners and Technical Occupations</b>	<b>4,290</b>	<b>3.9</b>	<b>\$27.64</b>	<b>\$57,500</b>	<b>4.3</b>	<b>\$12.53</b>	<b>\$16.25</b>	<b>\$23.26</b>	<b>\$30.65</b>	<b>\$45.31</b>	<b>\$26,050</b>	<b>\$33,800</b>	<b>\$48,380</b>	<b>\$63,750</b>	<b>\$94,250</b>
29-1021	Dentists, general	#	#	\$67.64	\$140,690	20.9	\$33.30	\$41.63	\$59.69	#	#	\$69,270	\$86,600	\$124,140	#	#
29-1031	Dietitians and nutritionists	30	22.1	\$21.10	\$43,880	2.3	\$15.17	\$16.61	\$20.26	\$24.65	\$29.38	\$31,560	\$34,550	\$42,140	\$51,260	\$61,120
29-1051	Pharmacists	140	13.9	\$43.40	\$90,280	8.3	\$23.20	\$35.44	\$41.26	\$46.80	\$55.52	\$48,260	\$73,710	\$85,830	\$97,350	\$115,480
29-1062	Family and general practitioners	#	#	\$69.18	\$143,880	6.5	\$58.48	\$61.74	\$67.21	#	#	\$121,640	\$128,420	\$139,790	#	#
29-1063	Internists, general	#	#	\$76.38	\$158,860	14	\$49.67	\$56.56	#	#	#	\$103,310	\$117,630	#	#	#
29-1069	Physicians and surgeons, all other	90	46.2	\$65.80	\$136,870	9.4	\$20.56	\$54.59	#	#	#	\$42,770	\$113,550	#	#	#
29-1071	Physician assistants	#	#	\$33.42	\$69,520	5.1	\$28.37	\$29.95	\$32.51	\$35.38	\$44.19	\$59,020	\$62,300	\$67,620	\$73,580	\$91,910
29-1111	Registered nurses	1,520	2.7	\$25.85	\$53,770	1.5	\$18.80	\$22.37	\$26.06	\$29.64	\$34.22	\$39,100	\$46,540	\$54,200	\$61,650	\$71,170
29-1122	Occupational therapists	40	16.3	\$29.48	\$61,310	3.4	\$16.71	\$23.61	\$28.94	\$36.64	\$43.32	\$34,750	\$49,100	\$60,200	\$76,210	\$90,110
29-1123	Physical therapists	80	28.9	\$32.75	\$68,120	6	\$21.48	\$25.43	\$30.55	\$35.39	\$53.00	\$44,680	\$52,900	\$63,530	\$73,610	\$110,250
29-1127	Speech-language pathologists	40	4.4	\$30.84	\$64,150	4.5	\$22.05	\$25.48	\$30.35	\$36.16	\$42.02	\$45,870	\$53,000	\$63,130	\$75,200	\$87,400
29-1131	Veterinarians	40	31.9	\$34.30	\$71,340	9.1	\$16.09	\$19.38	\$35.33	\$41.07	\$49.97	\$33,460	\$40,310	\$73,480	\$85,420	\$103,940
29-2011	Medical and clinical laboratory technologists	90	9.5	\$23.78	\$49,470	8	\$12.06	\$19.73	\$23.62	\$27.71	\$34.05	\$25,080	\$41,030	\$49,140	\$57,630	\$70,820
29-2021	Dental hygienists	#	#	\$27.51	\$57,210	7.7	\$21.85	\$24.07	\$28.13	\$31.49	\$34.02	\$45,440	\$50,060	\$58,510	\$65,490	\$70,770
29-2034	Radiologic technologists and technicians	90	31	\$20.56	\$42,760	2	\$15.70	\$17.91	\$20.47	\$22.97	\$26.73	\$32,660	\$37,260	\$42,590	\$47,780	\$55,600
29-2041	Emergency medical technicians and paramedics	140	13.9	\$16.74	\$34,810	3.7	\$10.04	\$11.62	\$15.01	\$22.50	\$26.98	\$20,890	\$24,160	\$31,230	\$46,800	\$56,120
29-2052	Pharmacy technicians	160	13.4	\$13.02	\$27,090	6.2	\$8.87	\$10.98	\$13.36	\$15.27	\$16.99	\$18,440	\$22,840	\$27,780	\$31,770	\$35,330
29-2055	Surgical technologists	50	24.7	\$22.35	\$46,490	3.6	\$14.62	\$17.26	\$20.60	\$30.26	\$34.47	\$30,410	\$35,900	\$42,850	\$62,930	\$71,700
29-2056	Veterinary technologists and technicians	50	28.8	\$12.32	\$25,630	4.5	\$9.00	\$10.16	\$12.36	\$13.98	\$15.92	\$18,730	\$21,140	\$25,710	\$29,070	\$33,120
29-2061	Licensed practical and licensed vocational nurses	550	4.7	\$15.29	\$31,810	1.9	\$11.32	\$13.22	\$15.55	\$17.48	\$19.87	\$23,550	\$27,500	\$32,350	\$36,350	\$41,340
29-2071	Medical records and health information technicians	110	26.4	\$15.05	\$31,290	8.7	\$8.72	\$10.69	\$13.87	\$19.35	\$22.63	\$18,140	\$22,240	\$28,850	\$40,250	\$47,070
29-2081	Opticians, dispensing	#	#	\$11.96	\$24,890	4.7	\$8.29	\$9.60	\$11.72	\$13.94	\$15.39	\$17,230	\$19,960	\$24,390	\$28,990	\$32,000

# Data unavailable

Occupational Code	Occupational Title	Employment Estimate	Employment Percentage Relative Standard Error	Average Hourly Wage	Average Annual Wage	Wage Percentage Relative Standard Error	10th Percentile (Hourly)	25th Percentile (Hourly)	50th Percentile (Hourly)	75th Percentile (Hourly)	90th Percentile (Hourly)	10th Percentile (Annual)	25th Percentile (Annual)	50th Percentile (Annual)	75th Percentile (Annual)	90th Percentile (Annual)
<b>31-0000</b>	<b>Healthcare Support Occupations</b>	<b>2,020</b>	<b>6.1</b>	<b>\$11.26</b>	<b>\$23,430</b>	<b>2.2</b>	<b>\$7.16</b>	<b>\$8.69</b>	<b>\$10.68</b>	<b>\$13.13</b>	<b>\$16.56</b>	<b>\$14,890</b>	<b>\$18,080</b>	<b>\$22,220</b>	<b>\$27,310</b>	<b>\$34,450</b>
31-1011	Home health aides	480	15.4	\$7.82	\$16,260	5.2	\$5.71	\$6.50	\$7.45	\$8.65	\$10.84	\$11,870	\$13,510	\$15,500	\$17,990	\$22,550
31-1012	Nursing aides, orderlies, and attendants	700	3.5	\$10.51	\$21,850	1.2	\$7.99	\$9.17	\$10.33	\$11.79	\$13.34	\$16,630	\$19,070	\$21,480	\$24,510	\$27,750
31-2011	Occupational therapist assistants	30	7.1	\$18.86	\$39,230	3.1	\$15.51	\$17.59	\$19.30	\$20.88	\$21.83	\$32,270	\$36,590	\$40,150	\$43,440	\$45,400
31-2021	Physical therapist assistants	70	11.9	\$19.79	\$41,160	5.6	\$14.72	\$15.86	\$17.67	\$21.51	\$31.35	\$30,610	\$32,990	\$36,760	\$44,750	\$65,200
31-9091	Dental assistants	200	26	\$13.22	\$27,490	6.4	\$9.82	\$11.01	\$12.71	\$14.43	\$17.91	\$20,430	\$22,900	\$26,430	\$30,010	\$37,260
31-9092	Medical assistants	250	20.9	\$12.43	\$25,860	5.3	\$9.75	\$10.61	\$11.91	\$13.53	\$15.20	\$20,280	\$22,080	\$24,780	\$28,140	\$31,610
31-9094	Medical transcriptionists	90	45.5	\$15.22	\$31,650	4	\$10.49	\$12.53	\$15.29	\$17.73	\$20.40	\$21,820	\$26,060	\$31,810	\$36,880	\$42,440
31-9099	Healthcare support workers, all other	70	0	\$14.32	\$29,780	1.6	\$8.07	\$9.94	\$15.23	\$17.96	\$20.47	\$16,790	\$20,670	\$31,670	\$37,360	\$42,580
<b>33-0000</b>	<b>Protective Service Occupations</b>	<b>1,750</b>	<b>9.1</b>	<b>\$19.39</b>	<b>\$40,330</b>	<b>4.9</b>	<b>\$8.57</b>	<b>\$13.37</b>	<b>\$19.50</b>	<b>\$24.96</b>	<b>\$29.78</b>	<b>\$17,830</b>	<b>\$27,800</b>	<b>\$40,550</b>	<b>\$51,920</b>	<b>\$61,940</b>
33-1011	First-line supervisors/managers of correctional officers	50	0	\$28.10	\$58,440	3	\$24.14	\$25.84	\$27.95	\$30.46	\$33.69	\$50,220	\$53,750	\$58,140	\$63,370	\$70,080
33-1012	First-line supervisors/managers of police and detectives	40	2.3	\$36.62	\$76,160	4.4	\$26.22	\$32.78	\$38.12	\$42.16	\$44.90	\$54,540	\$68,180	\$79,290	\$87,700	\$93,380
33-1099	First-line supervisors/managers, protective service workers, all other	30	6.3	\$20.19	\$41,990	3.6	\$14.10	\$16.24	\$20.34	\$23.82	\$27.89	\$29,330	\$33,780	\$42,300	\$49,550	\$58,020
33-3012	Correctional officers and jailers	460	0	\$20.87	\$43,400	2.4	\$16.12	\$18.30	\$20.93	\$23.54	\$26.46	\$33,530	\$38,060	\$43,530	\$48,960	\$55,030
33-3021	Detectives and criminal investigators	50	9.1	\$32.46	\$67,510	2.9	\$22.90	\$29.05	\$33.73	\$37.47	\$40.17	\$47,630	\$60,430	\$70,170	\$77,930	\$83,540
33-9032	Security guards	320	18.8	\$12.74	\$26,490	6.6	\$7.49	\$8.58	\$13.01	\$15.88	\$18.74	\$15,570	\$17,850	\$27,070	\$33,040	\$38,980
33-9091	Crossing guards	#	#	\$10.93	\$22,730	6.3	\$8.30	\$9.47	\$10.90	\$12.49	\$13.55	\$17,260	\$19,700	\$22,680	\$25,990	\$28,180
33-9092	Lifeguards, ski patrol, and other recreational protective service workers	40	5.2	\$6.53	\$13,590	4.7	\$5.52	\$5.85	\$6.41	\$6.97	\$7.59	\$11,480	\$12,180	\$13,340	\$14,490	\$15,790
33-9099	Protective service workers, all other	70	17.7	\$11.95	\$24,850	4.1	\$6.08	\$7.39	\$8.71	\$11.07	\$26.04	\$12,660	\$15,380	\$18,120	\$23,030	\$54,170
<b>35-0000</b>	<b>Food Preparation and Serving Related Occupations</b>	<b>5,820</b>	<b>2.5</b>	<b>\$8.10</b>	<b>\$16,850</b>	<b>2.5</b>	<b>\$5.64</b>	<b>\$6.15</b>	<b>\$7.00</b>	<b>\$8.92</b>	<b>\$12.11</b>	<b>\$11,720</b>	<b>\$12,780</b>	<b>\$14,570</b>	<b>\$18,550</b>	<b>\$25,200</b>
35-1012	First-line supervisors/managers of food preparation and serving workers	410	10.6	\$13.55	\$28,190	4.2	\$8.17	\$9.46	\$11.67	\$17.43	\$21.70	\$17,000	\$19,670	\$24,270	\$36,250	\$45,130
35-2011	Cooks, fast food	#	#	\$7.47	\$15,540	8.3	\$5.61	\$6.17	\$7.13	\$8.58	\$10.43	\$11,670	\$12,840	\$14,830	\$17,840	\$21,690
35-2012	Cooks, institution and cafeteria	200	10.3	\$11.26	\$23,420	2.2	\$7.60	\$8.94	\$10.89	\$13.65	\$15.95	\$15,810	\$18,590	\$22,640	\$28,390	\$33,170
35-2014	Cooks, restaurant	510	18.3	\$9.14	\$19,000	4.5	\$6.73	\$7.99	\$9.29	\$10.41	\$11.14	\$14,000	\$16,630	\$19,330	\$21,660	\$23,180
35-2015	Cooks, short order	70	49.4	\$7.89	\$16,420	6.1	\$6.17	\$7.22	\$7.97	\$8.73	\$9.86	\$12,830	\$15,020	\$16,580	\$18,160	\$20,500
35-2021	Food preparation workers	280	10.3	\$8.56	\$17,810	2.6	\$6.20	\$7.31	\$8.28	\$9.54	\$11.79	\$12,890	\$15,200	\$17,230	\$19,850	\$24,530
35-3011	Bartenders	310	19.9	\$7.35	\$15,290	8	\$5.57	\$5.96	\$6.62	\$7.44	\$8.54	\$11,580	\$12,400	\$13,770	\$15,470	\$17,760
35-3021	Combined food preparation and serving workers, including fast food	1,970	6.5	\$7.02	\$14,610	3.2	\$5.56	\$5.97	\$6.66	\$7.56	\$8.87	\$11,570	\$12,420	\$13,850	\$15,720	\$18,450

# Data unavailable

Occupational Code	Occupational Title	Employment Estimate	Employment Percentage Relative Standard Error	Average Hourly Wage	Average Annual Wage	Wage Percentage Relative Standard Error	10th Percentile (Hourly)	25th Percentile (Hourly)	50th Percentile (Hourly)	75th Percentile (Hourly)	90th Percentile (Hourly)	10th Percentile (Annual)	25th Percentile (Annual)	50th Percentile (Annual)	75th Percentile (Annual)	90th Percentile (Annual)
35-3022	Counter attendants, cafeteria, food concession, and coffee shop	#	#	\$7.64	\$15,890	7.2	\$5.70	\$6.19	\$6.99	\$9.10	\$10.76	\$11,860	\$12,860	\$14,540	\$18,930	\$22,380
35-3031	Waiters and waitresses	1,170	9.9	\$7.65	\$15,900	7.8	\$5.54	\$5.89	\$6.46	\$7.07	\$12.71	\$11,530	\$12,240	\$13,440	\$14,700	\$26,430
35-3041	Food servers, nonrestaurant	70	5.5	\$8.51	\$17,700	2.7	\$6.67	\$7.45	\$8.28	\$9.57	\$11.08	\$13,870	\$15,500	\$17,220	\$19,900	\$23,050
35-9011	Dining room and cafeteria attendants and bartender helpers	210	34	\$7.50	\$15,610	8.5	\$5.60	\$6.04	\$6.78	\$7.97	\$12.29	\$11,650	\$12,570	\$14,090	\$16,570	\$25,560
35-9021	Dishwashers	230	15.8	\$6.65	\$13,830	2.6	\$5.54	\$5.94	\$6.59	\$7.28	\$8.20	\$11,530	\$12,350	\$13,710	\$15,130	\$17,060
35-9031	Hosts and hostesses, restaurant, lounge, and coffee shop	120	29.7	\$6.73	\$13,990	3.7	\$5.55	\$5.94	\$6.59	\$7.28	\$8.44	\$11,540	\$12,350	\$13,700	\$15,150	\$17,550
<b>37-0000</b>	<b>Building and Grounds Cleaning and Maintenance Occupations</b>	<b>1,640</b>	<b>3.9</b>	<b>\$10.26</b>	<b>\$21,340</b>	<b>2.4</b>	<b>\$6.20</b>	<b>\$7.49</b>	<b>\$9.45</b>	<b>\$12.05</b>	<b>\$15.68</b>	<b>\$12,890</b>	<b>\$15,580</b>	<b>\$19,650</b>	<b>\$25,070</b>	<b>\$32,600</b>
37-1011	First-line supervisors/managers of housekeeping and janitorial workers	#	#	\$16.92	\$35,200	3.7	\$10.66	\$12.80	\$16.34	\$20.06	\$26.17	\$22,170	\$26,620	\$33,980	\$41,730	\$54,440
37-1012	First-line supervisors/managers of landscaping, lawn service, and groundskeeping workers	40	20.9	\$20.31	\$42,230	7.2	\$12.07	\$16.09	\$20.02	\$22.92	\$31.16	\$25,100	\$33,470	\$41,650	\$47,680	\$64,820
37-2011	Janitors and cleaners, except maids and housekeeping cleaners	850	6.3	\$10.12	\$21,040	3	\$6.27	\$7.70	\$9.75	\$12.06	\$14.60	\$13,040	\$16,020	\$20,280	\$25,080	\$30,370
37-2012	Maids and housekeeping cleaners	310	5.9	\$7.62	\$15,850	2.9	\$5.72	\$6.30	\$7.33	\$8.58	\$10.54	\$11,900	\$13,100	\$15,250	\$17,850	\$21,930
37-3011	Landscaping and groundskeeping workers	290	9.2	\$10.46	\$21,760	3.7	\$6.92	\$7.88	\$9.75	\$12.50	\$16.02	\$14,390	\$16,400	\$20,270	\$25,990	\$33,320
<b>39-0000</b>	<b>Personal Care and Service Occupations</b>	<b>1,700</b>	<b>5.9</b>	<b>\$9.14</b>	<b>\$19,020</b>	<b>2.6</b>	<b>\$6.63</b>	<b>\$7.45</b>	<b>\$8.38</b>	<b>\$10.22</b>	<b>\$13.05</b>	<b>\$13,790</b>	<b>\$15,500</b>	<b>\$17,420</b>	<b>\$21,260</b>	<b>\$27,140</b>
39-1021	First-line supervisors/managers of personal service workers	50	26.5	\$13.82	\$28,740	6	\$7.73	\$10.81	\$14.61	\$16.84	\$18.68	\$16,090	\$22,480	\$30,390	\$35,030	\$38,860
39-2021	Nonfarm animal caretakers	90	39.5	\$9.38	\$19,500	4.6	\$7.11	\$7.72	\$8.69	\$11.07	\$13.21	\$14,780	\$16,070	\$18,070	\$23,030	\$27,480
39-3091	Amusement and recreation attendants	50	26.5	\$7.27	\$15,110	5.5	\$5.65	\$6.12	\$6.90	\$8.46	\$9.96	\$11,750	\$12,730	\$14,360	\$17,600	\$20,720
39-5012	Hairdressers, hairstylists, and cosmetologists	140	2.8	\$12.02	\$25,000	8.1	\$6.42	\$8.44	\$10.59	\$14.31	\$21.25	\$13,350	\$17,560	\$22,030	\$29,760	\$44,190
39-9011	Child care workers	200	6.6	\$8.29	\$17,240	2.4	\$5.87	\$6.69	\$7.79	\$9.02	\$12.39	\$12,210	\$13,920	\$16,210	\$18,760	\$25,760
39-9021	Personal and home care aides	#	#	\$7.86	\$16,340	3	\$6.52	\$7.21	\$7.82	\$8.44	\$9.29	\$13,560	\$14,990	\$16,260	\$17,540	\$19,330
39-9041	Residential advisors	#	#	\$11.12	\$23,140	2.7	\$7.88	\$8.77	\$10.48	\$12.64	\$16.33	\$16,380	\$18,240	\$21,800	\$26,290	\$33,960
<b>41-0000</b>	<b>Sales and Related Occupations</b>	<b>6,670</b>	<b>2.9</b>	<b>\$12.42</b>	<b>\$25,840</b>	<b>3.9</b>	<b>\$6.66</b>	<b>\$7.81</b>	<b>\$9.55</b>	<b>\$13.81</b>	<b>\$21.31</b>	<b>\$13,850</b>	<b>\$16,240</b>	<b>\$19,870</b>	<b>\$28,730</b>	<b>\$44,310</b>
41-1011	First-line supervisors/managers of retail sales workers	410	6.7	\$16.75	\$34,840	3.7	\$8.46	\$12.73	\$16.18	\$19.59	\$24.14	\$17,600	\$26,480	\$33,650	\$40,750	\$50,210
41-1012	First-line supervisors/managers of non-retail sales workers	50	7.2	\$31.89	\$66,340	14.1	\$15.26	\$20.49	\$26.39	\$31.56	\$58.07	\$31,740	\$42,610	\$54,890	\$65,640	\$120,780
41-2011	Cashiers	1,580	6.7	\$8.85	\$18,410	3.5	\$5.92	\$6.78	\$8.18	\$9.93	\$14.41	\$12,310	\$14,110	\$17,010	\$20,640	\$29,980
41-2021	Counter and rental clerks	210	16.5	\$12.33	\$25,650	10.5	\$6.73	\$7.79	\$8.98	\$13.35	\$25.59	\$14,000	\$16,190	\$18,690	\$27,770	\$53,230
41-2022	Parts salespersons	110	22.6	\$13.10	\$27,250	3.7	\$8.04	\$9.55	\$12.52	\$15.99	\$19.17	\$16,710	\$19,860	\$26,040	\$33,250	\$39,880

# Data unavailable

Occupational Code	Occupational Title	Employment Estimate	Employment Percentage Relative Standard Error	Average Hourly Wage	Average Annual Wage	Wage Percentage Relative Standard Error	10th Percentile (Hourly)	25th Percentile (Hourly)	50th Percentile (Hourly)	75th Percentile (Hourly)	90th Percentile (Hourly)	10th Percentile (Annual)	25th Percentile (Annual)	50th Percentile (Annual)	75th Percentile (Annual)	90th Percentile (Annual)
41-2031	Retail salespersons	2,310	6.8	\$11.21	\$23,310	3.4	\$6.49	\$7.86	\$9.61	\$12.16	\$18.23	\$13,490	\$16,350	\$19,990	\$25,300	\$37,920
41-3021	Insurance sales agents	140	30.2	\$19.71	\$41,000	7.8	\$10.14	\$11.66	\$15.55	\$23.16	\$33.88	\$21,090	\$24,250	\$32,340	\$48,180	\$70,470
41-3099	Sales representatives, services, all other	80	18.8	\$19.94	\$41,480	7.5	\$11.12	\$15.24	\$19.21	\$24.69	\$30.46	\$23,130	\$31,700	\$39,950	\$51,340	\$63,350
41-4011	Sales representatives, wholesale and manufacturing, technical and scientific products	#	#	\$28.52	\$59,330	8.6	\$16.07	\$19.05	\$26.27	\$34.05	\$46.95	\$33,430	\$39,630	\$54,650	\$70,820	\$97,660
41-4012	Sales representatives, wholesale and manufacturing, except technical and scientific products	360	10.9	\$23.97	\$49,860	6.1	\$11.19	\$14.86	\$21.90	\$31.40	\$40.61	\$23,280	\$30,910	\$45,540	\$65,320	\$84,480
41-9099	Sales and related workers, all other	#	#	\$16.65	\$34,630	4.7	\$8.10	\$12.53	\$16.67	\$20.84	\$23.93	\$16,840	\$26,050	\$34,670	\$43,360	\$49,770
<b>43-0000</b>	<b>Office and Administrative Support Occupations</b>	<b>8,550</b>	<b>3.3</b>	<b>\$12.94</b>	<b>\$26,920</b>	<b>1.2</b>	<b>\$7.78</b>	<b>\$9.46</b>	<b>\$11.89</b>	<b>\$15.77</b>	<b>\$19.95</b>	<b>\$16,180</b>	<b>\$19,680</b>	<b>\$24,740</b>	<b>\$32,800</b>	<b>\$41,500</b>
43-1011	First-line supervisors/managers of office and administrative support workers	420	7.8	\$19.57	\$40,700	2.7	\$11.72	\$14.81	\$18.21	\$24.91	\$29.10	\$24,380	\$30,810	\$37,890	\$51,810	\$60,520
43-2011	Switchboard operators, including answering service	50	7.6	\$10.17	\$21,160	2.9	\$7.66	\$8.92	\$10.01	\$11.10	\$13.55	\$15,930	\$18,540	\$20,830	\$23,090	\$28,190
43-3011	Bill and account collectors	150	37.2	\$13.18	\$27,420	5.2	\$9.36	\$10.65	\$12.84	\$14.84	\$18.47	\$19,470	\$22,150	\$26,720	\$30,860	\$38,430
43-3021	Billing and posting clerks and machine operators	180	26.1	\$11.96	\$24,870	2.1	\$9.18	\$10.01	\$11.48	\$13.34	\$15.21	\$19,090	\$20,820	\$23,880	\$27,750	\$31,650
43-3031	Bookkeeping, accounting, and auditing clerks	780	9.8	\$13.52	\$28,120	2.5	\$8.01	\$10.50	\$13.42	\$16.48	\$19.08	\$16,660	\$21,850	\$27,920	\$34,290	\$39,680
43-3051	Payroll and timekeeping clerks	60	25.8	\$14.43	\$30,010	4.2	\$9.65	\$11.06	\$13.75	\$17.62	\$20.54	\$20,070	\$23,010	\$28,600	\$36,650	\$42,730
43-3061	Procurement clerks	30	15.2	\$17.96	\$37,360	2.7	\$15.26	\$16.13	\$17.56	\$19.05	\$22.54	\$31,750	\$33,550	\$36,520	\$39,630	\$46,870
43-3071	Tellers	280	7.4	\$12.29	\$25,560	5.6	\$9.20	\$10.13	\$11.67	\$14.16	\$16.71	\$19,130	\$21,060	\$24,280	\$29,460	\$34,760
43-4051	Customer service representatives	440	16	\$12.77	\$26,570	3.2	\$7.75	\$9.25	\$11.69	\$14.97	\$20.61	\$16,120	\$19,230	\$24,310	\$31,140	\$42,870
43-4071	File clerks	130	18.2	\$9.74	\$20,260	7.7	\$5.82	\$6.51	\$9.48	\$12.17	\$15.45	\$12,100	\$13,530	\$19,710	\$25,310	\$32,140
43-4081	Hotel, motel, and resort desk clerks	160	14.8	\$8.41	\$17,490	7.7	\$5.92	\$6.75	\$7.91	\$9.48	\$11.93	\$12,320	\$14,040	\$16,460	\$19,720	\$24,810
43-4111	Interviewers, except eligibility and loan	70	9.2	\$12.32	\$25,620	2.1	\$9.56	\$10.46	\$11.96	\$13.49	\$14.78	\$19,890	\$21,750	\$24,880	\$28,060	\$30,750
43-4131	Loan interviewers and clerks	60	43	\$15.70	\$32,660	9.9	\$11.52	\$12.64	\$14.17	\$17.43	\$19.24	\$23,970	\$26,300	\$29,480	\$36,260	\$40,020
43-4141	New accounts clerks	#	#	\$11.23	\$23,360	3.8	\$9.42	\$10.07	\$11.14	\$12.52	\$13.48	\$19,590	\$20,950	\$23,170	\$26,050	\$28,030
43-4161	Human resources assistants, except payroll and timekeeping	50	11.1	\$15.05	\$31,300	2.3	\$10.83	\$12.79	\$15.13	\$17.28	\$19.44	\$22,520	\$26,610	\$31,470	\$35,950	\$40,430
43-4171	Receptionists and information clerks	460	13.6	\$10.86	\$22,590	3	\$7.66	\$8.62	\$10.31	\$12.71	\$15.86	\$15,930	\$17,940	\$21,450	\$26,430	\$33,000
43-4199	All other information and record clerks	140	8.6	\$14.23	\$29,590	4.9	\$8.82	\$10.49	\$13.77	\$17.95	\$20.86	\$18,340	\$21,820	\$28,630	\$37,350	\$43,380
43-5021	Couriers and messengers	50	43.2	\$7.92	\$16,470	8.1	\$5.60	\$6.07	\$6.86	\$9.83	\$11.82	\$11,640	\$12,620	\$14,260	\$20,450	\$24,580
43-5031	Police, fire, and ambulance dispatchers	60	0	\$17.58	\$36,560	1.8	\$14.82	\$15.89	\$17.34	\$19.34	\$21.69	\$30,820	\$33,060	\$36,060	\$40,230	\$45,110
43-5032	Dispatchers, except police, fire, and ambulance	60	25.2	\$15.56	\$32,360	4.2	\$10.32	\$12.73	\$15.12	\$18.80	\$21.34	\$21,460	\$26,480	\$31,440	\$39,100	\$44,390
43-5051	Postal service clerks	30	0	\$21.65	\$45,030	0	\$19.78	\$20.56	\$21.88	\$23.19	\$23.98	\$41,130	\$42,770	\$45,500	\$48,230	\$49,870

# Data unavailable



Occupational Code	Occupational Title	Employment Estimate	Employment Percentage Relative Standard Error	Average Hourly Wage	Average Annual Wage	Wage Percentage Relative Standard Error	10th Percentile (Hourly)	25th Percentile (Hourly)	50th Percentile (Hourly)	75th Percentile (Hourly)	90th Percentile (Hourly)	10th Percentile (Annual)	25th Percentile (Annual)	50th Percentile (Annual)	75th Percentile (Annual)	90th Percentile (Annual)
43-5052	Postal service mail carriers	160	0	\$20.79	\$43,240	0	\$17.12	\$19.59	\$21.27	\$22.95	\$23.95	\$35,600	\$40,740	\$44,230	\$47,730	\$49,820
43-5053	Postal service mail sorters, processors, and processing machine operators	30	0	\$18.07	\$37,580	0	\$10.33	\$11.58	\$20.56	\$22.53	\$23.71	\$21,490	\$24,090	\$42,770	\$46,870	\$49,320
43-5061	Production, planning, and expediting clerks	80	21.3	\$19.05	\$39,630	3.2	\$11.31	\$16.34	\$19.67	\$22.54	\$24.75	\$23,520	\$33,980	\$40,910	\$46,890	\$51,480
43-5071	Shipping, receiving, and traffic clerks	190	10.3	\$11.05	\$22,980	3.1	\$7.32	\$8.51	\$10.42	\$13.07	\$16.36	\$15,220	\$17,700	\$21,680	\$27,190	\$34,020
43-5081	Stock clerks and order fillers	570	9.9	\$11.26	\$23,420	2.2	\$7.39	\$8.89	\$10.73	\$13.64	\$16.35	\$15,380	\$18,490	\$22,320	\$28,370	\$34,020
43-6011	Executive secretaries and administrative assistants	300	8.8	\$18.72	\$38,930	2.9	\$11.12	\$14.32	\$18.71	\$22.39	\$27.20	\$23,130	\$29,790	\$38,920	\$46,570	\$56,580
43-6012	Legal secretaries	90	48.7	\$11.64	\$24,210	12.3	\$8.17	\$8.95	\$10.50	\$12.81	\$17.52	\$17,000	\$18,620	\$21,840	\$26,650	\$36,440
43-6013	Medical secretaries	200	9.7	\$11.65	\$24,240	2.5	\$8.51	\$9.69	\$11.46	\$13.43	\$14.77	\$17,700	\$20,160	\$23,840	\$27,930	\$30,730
43-6014	Secretaries, except legal, medical, and executive	630	8.7	\$11.92	\$24,800	2.5	\$7.49	\$8.97	\$11.70	\$14.63	\$17.22	\$15,590	\$18,650	\$24,340	\$30,430	\$35,810
43-9011	Computer operators	40	30.1	\$17.08	\$35,520	7.1	\$11.13	\$14.55	\$17.06	\$19.56	\$23.30	\$23,150	\$30,270	\$35,480	\$40,690	\$48,470
43-9021	Data entry keyers	90	31.4	\$8.77	\$18,240	5.8	\$6.50	\$7.43	\$8.42	\$10.08	\$11.24	\$13,520	\$15,450	\$17,520	\$20,970	\$23,380
43-9041	Insurance claims and policy processing clerks	70	39.4	\$12.50	\$25,990	8.8	\$9.23	\$10.07	\$11.35	\$13.65	\$17.83	\$19,190	\$20,940	\$23,600	\$28,400	\$37,080
43-9061	Office clerks, general	1,220	12.4	\$10.86	\$22,590	1.5	\$7.40	\$9.00	\$10.33	\$12.27	\$15.46	\$15,390	\$18,710	\$21,480	\$25,520	\$32,150
43-9199	Office and administrative support workers, all other	250	9.3	\$15.22	\$31,650	3.1	\$9.96	\$12.63	\$15.30	\$17.82	\$20.96	\$20,710	\$26,270	\$31,830	\$37,070	\$43,590
<b>45-0000</b>	<b>Farming, Fishing, and Forestry Occupations</b>	<b>50</b>	<b>26.8</b>	<b>\$9.22</b>	<b>\$19,170</b>	<b>7</b>	<b>\$6.18</b>	<b>\$7.30</b>	<b>\$8.67</b>	<b>\$10.20</b>	<b>\$11.17</b>	<b>\$12,850</b>	<b>\$15,180</b>	<b>\$18,040</b>	<b>\$21,220</b>	<b>\$23,230</b>
47-0000	Construction and Extraction Occupations	3,420	11.4	\$15.23	\$31,680	2.1	\$8.58	\$10.71	\$13.95	\$19.05	\$24.44	\$17,850	\$22,280	\$29,010	\$39,620	\$50,830
47-1011	First-line supervisors/managers of construction trades and extraction workers	240	17.2	\$22.74	\$47,290	3.9	\$15.07	\$19.42	\$22.62	\$26.76	\$29.75	\$31,340	\$40,390	\$47,040	\$55,670	\$61,890
47-2021	Brickmasons and blockmasons	90	28.7	\$16.41	\$34,130	10.4	\$10.44	\$11.89	\$14.81	\$21.01	\$23.45	\$21,720	\$24,720	\$30,800	\$43,700	\$48,770
47-2031	Carpenters	370	36.5	\$15.95	\$33,170	4.7	\$9.55	\$11.95	\$14.25	\$17.97	\$26.74	\$19,860	\$24,860	\$29,640	\$37,380	\$55,630
47-2051	Cement masons and concrete finishers	#	#	\$15.09	\$31,380	11.5	\$9.18	\$11.55	\$14.44	\$18.02	\$22.73	\$19,090	\$24,030	\$30,030	\$37,480	\$47,290
47-2061	Construction laborers	620	18.8	\$11.84	\$24,630	2.6	\$8.74	\$9.94	\$11.14	\$13.06	\$16.64	\$18,170	\$20,680	\$23,170	\$27,170	\$34,620
47-2071	Paving, surfacing, and tamping equipment operators	100	19.6	\$16.18	\$33,660	2.7	\$12.40	\$13.61	\$15.78	\$18.25	\$21.17	\$25,790	\$28,310	\$32,830	\$37,960	\$44,040
47-2073	Operating engineers and other construction equipment operators	190	12.4	\$16.38	\$34,060	3.7	\$11.95	\$13.85	\$16.36	\$19.02	\$21.67	\$24,860	\$28,800	\$34,020	\$39,560	\$45,070
47-2081	Drywall and ceiling tile installers	60	34	\$13.52	\$28,130	4.7	\$9.79	\$11.04	\$13.52	\$15.93	\$17.85	\$20,360	\$22,970	\$28,120	\$33,130	\$37,130
47-2111	Electricians	280	13.7	\$16.91	\$35,170	11.2	\$8.53	\$11.27	\$16.18	\$22.97	\$26.57	\$17,730	\$23,450	\$33,650	\$47,780	\$55,270
47-2121	Glaziers	#	#	\$11.78	\$24,500	7.7	\$7.82	\$8.70	\$11.16	\$14.77	\$17.35	\$16,260	\$18,100	\$23,220	\$30,730	\$36,080
47-2141	Painters, construction and maintenance	90	25.9	\$15.21	\$31,650	5.4	\$10.26	\$12.18	\$15.32	\$17.15	\$19.78	\$21,330	\$25,340	\$31,860	\$35,670	\$41,150
47-2152	Plumbers, pipefitters, and steamfitters	170	35.8	\$19.34	\$40,230	4.9	\$12.32	\$14.08	\$19.72	\$22.92	\$27.88	\$25,620	\$29,290	\$41,020	\$47,680	\$57,980
47-2211	Sheet metal workers	#	#	\$12.76	\$26,530	3.9	\$5.97	\$6.78	\$10.29	\$15.80	\$26.13	\$12,430	\$14,100	\$21,400	\$32,870	\$54,350

# Data unavailable

Occupational Code	Occupational Title	Employment Estimate	Employment Percentage Relative Standard Error	Average Hourly Wage	Average Annual Wage	Wage Percentage Relative Standard Error	10th Percentile (Hourly)	25th Percentile (Hourly)	50th Percentile (Hourly)	75th Percentile (Hourly)	90th Percentile (Hourly)	10th Percentile (Annual)	25th Percentile (Annual)	50th Percentile (Annual)	75th Percentile (Annual)	90th Percentile (Annual)
<b>49-0000</b>	<b>Installation, Maintenance, and Repair Occupations</b>	<b>2,330</b>	<b>6.6</b>	<b>\$17.20</b>	<b>\$35,790</b>	<b>2.3</b>	<b>\$8.86</b>	<b>\$12.13</b>	<b>\$16.51</b>	<b>\$21.82</b>	<b>\$26.79</b>	<b>\$18,420</b>	<b>\$25,220</b>	<b>\$34,340</b>	<b>\$45,390</b>	<b>\$55,720</b>
49-1011	First-line supervisors/managers of mechanics, installers, and repairers	250	10.6	\$24.29	\$50,520	2.7	\$15.54	\$18.33	\$24.19	\$28.65	\$34.71	\$32,320	\$38,120	\$50,310	\$59,600	\$72,200
49-2011	Computer, automated teller, and office machine repairers	40	26.3	\$16.11	\$33,510	12	\$7.15	\$11.22	\$16.86	\$20.74	\$23.73	\$14,880	\$23,340	\$35,070	\$43,140	\$49,360
49-2022	Telecommunications equipment installers and repairers, except line installers	120	31.9	\$23.72	\$49,350	5.4	\$17.93	\$22.60	\$24.61	\$26.61	\$27.81	\$37,280	\$47,010	\$51,180	\$55,340	\$57,840
49-2094	Electrical and electronics repairers, commercial and industrial equipment	30	39.8	\$20.35	\$42,340	9	\$13.00	\$16.12	\$20.14	\$23.58	\$29.11	\$27,040	\$33,530	\$41,880	\$49,040	\$60,560
49-3021	Automotive body and related repairers	#	#	\$13.21	\$27,470	8.9	\$8.81	\$10.44	\$12.10	\$13.96	\$21.29	\$18,330	\$21,720	\$25,160	\$29,040	\$44,290
49-3023	Automotive service technicians and mechanics	280	21.9	\$15.70	\$32,660	5.4	\$7.91	\$9.58	\$15.01	\$20.04	\$24.81	\$16,450	\$19,920	\$31,210	\$41,680	\$51,610
49-3031	Bus and truck mechanics and diesel engine specialists	120	16.2	\$18.78	\$39,070	3.3	\$13.47	\$15.51	\$17.98	\$22.19	\$25.76	\$28,020	\$32,270	\$37,400	\$46,160	\$53,580
49-3042	Mobile heavy equipment mechanics, except engines	#	#	\$20.48	\$42,610	3.8	\$15.31	\$19.25	\$21.12	\$23.04	\$24.22	\$31,840	\$40,040	\$43,940	\$47,920	\$50,370
49-3093	Tire repairers and changers	#	#	\$8.78	\$18,260	15.1	\$5.69	\$6.51	\$7.69	\$9.60	\$14.81	\$11,840	\$13,540	\$15,990	\$19,970	\$30,800
49-9021	Heating, air conditioning, and refrigeration mechanics and installers	230	27.3	\$15.49	\$32,230	7.7	\$11.49	\$12.82	\$14.66	\$18.16	\$21.32	\$23,890	\$26,670	\$30,490	\$37,780	\$44,350
49-9041	Industrial machinery mechanics			\$19.28	\$40,110	9	\$10.26	\$12.22	\$17.67	\$26.55	\$31.86	\$21,330	\$25,410	\$36,760	\$55,220	\$66,280
49-9042	Maintenance and repair workers, general	480	7.5	\$13.90	\$28,910	2.5	\$7.64	\$10.05	\$13.43	\$17.49	\$21.49	\$15,890	\$20,900	\$27,940	\$36,370	\$44,710
49-9051	Electrical power-line installers and repairers	50	43.4	\$26.64	\$55,410	3.6	\$22.08	\$24.27	\$26.74	\$29.29	\$33.49	\$45,920	\$50,480	\$55,620	\$60,930	\$69,660
49-9094	Locksmiths and safe repairers	#	#	\$11.67	\$24,270	8.5	\$9.15	\$9.79	\$10.87	\$13.28	\$15.97	\$19,020	\$20,370	\$22,600	\$27,620	\$33,230
49-9099	Installation, maintenance, and repair workers, all other	#	#	\$16.44	\$34,190	8.9	\$8.98	\$10.47	\$17.29	\$21.59	\$23.82	\$18,690	\$21,780	\$35,970	\$44,910	\$49,540
<b>51-0000</b>	<b>Production Occupations</b>	<b>2,780</b>	<b>13.8</b>	<b>\$14.36</b>	<b>\$29,860</b>	<b>3.2</b>	<b>\$7.73</b>	<b>\$9.33</b>	<b>\$13.12</b>	<b>\$17.59</b>	<b>\$23.03</b>	<b>\$16,070</b>	<b>\$19,410</b>	<b>\$27,300</b>	<b>\$36,580</b>	<b>\$47,910</b>
51-1011	First-line supervisors/managers of production and operating workers	180	18	\$22.13	\$46,040	3.6	\$10.02	\$17.32	\$21.81	\$27.31	\$32.82	\$20,840	\$36,020	\$45,360	\$56,800	\$68,260
51-2099	Assemblers and fabricators, all other	#	#	\$9.98	\$20,760	2.6	\$7.31	\$8.01	\$9.56	\$11.22	\$13.31	\$15,200	\$16,660	\$19,880	\$23,330	\$27,680
51-3011	Bakers	60	45.3	\$10.72	\$22,300	3.1	\$6.08	\$7.39	\$9.59	\$14.42	\$16.98	\$12,640	\$15,370	\$19,950	\$29,990	\$35,320
51-3021	Butchers and meat cutters	60	45.9	\$12.34	\$25,670	9.9	\$7.52	\$8.29	\$11.66	\$16.22	\$19.44	\$15,640	\$17,230	\$24,250	\$33,730	\$40,430
51-3092	Food batchmakers	70	34.2	\$8.35	\$17,370	8.2	\$5.76	\$6.29	\$7.52	\$10.49	\$12.37	\$11,980	\$13,080	\$15,640	\$21,810	\$25,730
51-4031	Cutting, punching, and press machine setters, operators, and tenders, metal and plastic	150	40.5	\$14.82	\$30,820	4	\$9.95	\$11.44	\$14.38	\$18.30	\$20.67	\$20,700	\$23,800	\$29,910	\$38,060	\$43,000
51-4041	Machinists	60	37.1	\$16.26	\$33,820	4.2	\$10.70	\$13.99	\$16.12	\$18.76	\$21.79	\$22,260	\$29,100	\$33,540	\$39,020	\$45,330
51-4072	Molding, coremaking, and casting machine setters, operators, and tenders, metal and plastic	40	33.6	\$11.89	\$24,730	10.5	\$7.21	\$8.08	\$10.62	\$13.83	\$20.75	\$14,990	\$16,800	\$22,080	\$28,760	\$43,150

# Data unavailable

Occupational Code	Occupational Title	Employment Estimate	Employment Percentage Relative Standard Error	Average Hourly Wage	Average Annual Wage	Wage Percentage Relative Standard Error	10th Percentile (Hourly)	25th Percentile (Hourly)	50th Percentile (Hourly)	75th Percentile (Hourly)	90th Percentile (Hourly)	10th Percentile (Annual)	25th Percentile (Annual)	50th Percentile (Annual)	75th Percentile (Annual)	90th Percentile (Annual)
51-4111	Tool and die makers	#	#	\$18.07	\$37,590	4.4	\$14.42	\$15.32	\$16.92	\$19.45	\$22.13	\$29,990	\$31,860	\$35,180	\$40,460	\$46,030
51-4121	Welders, cutters, solderers, and brazers	170	45.7	\$15.18	\$31,570	3.4	\$10.52	\$12.16	\$14.04	\$17.47	\$21.12	\$21,870	\$25,290	\$29,200	\$36,330	\$43,920
51-4122	Welding, soldering, and brazing machine setters, operators, and tenders	#	#	\$23.61	\$49,110	7.2	\$18.56	\$22.49	\$24.28	\$26.08	\$27.17	\$38,600	\$46,780	\$50,510	\$54,260	\$56,500
51-5023	Printing machine operators	40	4.1	\$14.95	\$31,090	2.6	\$9.09	\$11.21	\$14.97	\$18.85	\$21.23	\$18,900	\$23,320	\$31,140	\$39,200	\$44,160
51-6011	Laundry and dry-cleaning workers	80	21.5	\$8.51	\$17,710	4.6	\$5.86	\$6.78	\$8.26	\$9.80	\$10.98	\$12,190	\$14,110	\$17,180	\$20,390	\$22,830
51-6021	Pressers, textile, garment, and related materials	#	#	\$9.91	\$20,610	5.3	\$7.62	\$8.19	\$9.29	\$11.94	\$13.27	\$15,850	\$17,040	\$19,310	\$24,830	\$27,600
51-8021	Stationary engineers and boiler operators	40	8.9	\$22.81	\$47,430	6	\$12.91	\$16.93	\$21.92	\$28.46	\$34.35	\$26,850	\$35,220	\$45,590	\$59,190	\$71,460
51-8031	Water and liquid waste treatment plant and system operators	40	12.1	\$20.09	\$41,780	2.1	\$15.42	\$17.55	\$19.78	\$22.14	\$25.82	\$32,080	\$36,510	\$41,140	\$46,040	\$53,700
51-9023	Mixing and blending machine setters, operators, and tenders	50	9.4	\$13.78	\$28,660	5.1	\$9.31	\$11.17	\$14.81	\$16.33	\$17.28	\$19,370	\$23,240	\$30,800	\$33,980	\$35,940
51-9061	Inspectors, testers, sorters, samplers, and weighers	180	33.3	\$16.54	\$34,400	3.7	\$10.28	\$13.31	\$15.79	\$18.62	\$23.93	\$21,390	\$27,670	\$32,850	\$38,740	\$49,770
51-9195	Molders, shapers, and casters, except metal and plastic	#	#	\$10.64	\$22,130	7.3	\$7.52	\$8.23	\$9.61	\$12.05	\$16.35	\$15,650	\$17,110	\$19,980	\$25,070	\$34,010
51-9198	Helpers--production workers	80	11.9	\$8.53	\$17,740	4.9	\$6.48	\$7.38	\$8.28	\$9.71	\$11.17	\$13,470	\$15,350	\$17,230	\$20,190	\$23,240
<b>53-0000</b>	<b>Transportation and Material Moving Occupations</b>	<b>3,700</b>	<b>7.4</b>	<b>\$12.74</b>	<b>\$26,510</b>	<b>3</b>	<b>\$7.26</b>	<b>\$8.64</b>	<b>\$12.00</b>	<b>\$15.95</b>	<b>\$18.95</b>	<b>\$15,090</b>	<b>\$17,970</b>	<b>\$24,960</b>	<b>\$33,180</b>	<b>\$39,410</b>
53-1021	First-line supervisors/managers of helpers, laborers, and material movers, hand	80	4.7	\$23.74	\$49,380	6.8	\$14.50	\$17.78	\$24.70	\$29.19	\$34.04	\$30,160	\$36,990	\$51,380	\$60,710	\$70,800
53-1031	First-line supervisors/managers of transportation and material-moving machine and vehicle operators	#	#	\$19.71	\$41,000	4.3	\$11.24	\$14.15	\$19.85	\$24.01	\$29.44	\$23,370	\$29,420	\$41,290	\$49,930	\$61,240
53-3022	Bus drivers, school	170	0	\$12.21	\$25,390	2	\$7.01	\$10.37	\$12.00	\$13.92	\$17.04	\$14,580	\$21,560	\$24,960	\$28,960	\$35,450
53-3031	Driver/sales workers			\$10.30	\$21,420	7	\$5.85	\$6.61	\$10.04	\$13.43	\$16.02	\$12,180	\$13,750	\$20,890	\$27,940	\$33,320
53-3032	Truck drivers, heavy and tractor-trailer	410	16.8	\$15.33	\$31,890	3.1	\$12.03	\$13.08	\$14.78	\$17.53	\$20.37	\$25,030	\$27,200	\$30,740	\$36,460	\$42,380
53-3033	Truck drivers, light or delivery services	460	17.5	\$12.86	\$26,750	3.3	\$7.80	\$9.83	\$11.97	\$14.40	\$20.34	\$16,230	\$20,450	\$24,900	\$29,940	\$42,300
53-3041	Taxi drivers and chauffeurs	50	32.4	\$8.04	\$16,710	3.5	\$6.25	\$7.15	\$7.88	\$8.60	\$10.78	\$13,000	\$14,870	\$16,400	\$17,890	\$22,430
53-6031	Service station attendants	110	34.4	\$9.30	\$19,350	4.5	\$6.49	\$7.64	\$9.27	\$10.83	\$12.67	\$13,500	\$15,900	\$19,280	\$22,530	\$26,350
53-7032	Excavating and loading machine and dragline operators	#	#	\$16.71	\$34,760	4.1	\$14.41	\$15.16	\$16.42	\$18.02	\$20.50	\$29,980	\$31,540	\$34,150	\$37,470	\$42,640
53-7051	Industrial truck and tractor operators	#	#	\$12.00	\$24,970	3.3	\$8.56	\$9.84	\$11.53	\$13.91	\$16.54	\$17,810	\$20,460	\$23,990	\$28,930	\$34,400
53-7061	Cleaners of vehicles and equipment	80	40.5	\$9.54	\$19,850	3.3	\$7.19	\$8.12	\$9.31	\$10.42	\$11.49	\$14,950	\$16,890	\$19,360	\$21,670	\$23,910
53-7062	Laborers and freight, stock, and material movers, hand	1,240	7.9	\$12.05	\$25,070	7.4	\$7.35	\$8.20	\$10.90	\$16.43	\$18.20	\$15,290	\$17,050	\$22,670	\$34,170	\$37,850
53-7064	Packers and packagers, hand	270	8.4	\$10.18	\$21,160	6	\$6.85	\$7.60	\$8.95	\$13.16	\$14.37	\$14,250	\$15,810	\$18,620	\$27,380	\$29,890

# Data unavailable

Occupational Code	Occupational Title	Employment Estimate	Employment Percentage Relative Standard Error	Average Hourly Wage	Average Annual Wage	Wage Percentage Relative Standard Error	10th Percentile (Hourly)	25th Percentile (Hourly)	50th Percentile (Hourly)	75th Percentile (Hourly)	90th Percentile (Hourly)	10th Percentile (Annual)	25th Percentile (Annual)	50th Percentile (Annual)	75th Percentile (Annual)	90th Percentile (Annual)
<b>00-0000</b>	<b>Total All Occupations</b>	<b>67,820</b>	<b>1.53</b>	<b>\$14.28</b>	<b>\$29,708</b>	<b>1.47</b>	<b>\$6.60</b>	<b>\$8.60</b>	<b>\$12.20</b>	<b>\$17.56</b>	<b>\$24.39</b>	<b>\$13,738</b>	<b>\$17,898</b>	<b>\$25,377</b>	<b>\$36,516</b>	<b>\$50,728</b>
<b>11-0000</b>	<b>Management Occupations</b>	<b>2,750</b>	<b>5.6</b>	<b>\$28.80</b>	<b>\$59,900</b>	<b>1.9</b>	<b>\$14.75</b>	<b>\$19.82</b>	<b>\$27.09</b>	<b>\$34.93</b>	<b>\$43.77</b>	<b>\$30,680</b>	<b>\$41,230</b>	<b>\$56,340</b>	<b>\$72,650</b>	<b>\$91,050</b>
11-1011	Chief executives	160	38.1	\$36.08	\$75,040	2.7	\$20.13	\$31.87	\$35.89	\$40.56	\$48.23	\$41,880	\$66,290	\$74,650	\$84,360	\$100,320
11-1021	General and operations managers	870	8.9	\$31.51	\$65,540	2.6	\$16.01	\$20.88	\$28.85	\$37.03	\$47.69	\$33,290	\$43,440	\$60,000	\$77,030	\$99,190
11-2022	Sales managers	30	39.5	\$44.39	\$92,330	12.3	\$25.75	\$29.82	\$34.73	\$45.22	#	\$53,560	\$62,030	\$72,230	\$94,050	#
11-3011	Administrative services managers	60	23.7	\$27.03	\$56,220	3.7	\$18.06	\$20.45	\$26.85	\$31.75	\$38.68	\$37,560	\$42,540	\$55,850	\$66,030	\$80,460
11-3031	Financial managers	130	15.6	\$33.89	\$70,500	5.7	\$16.56	\$23.90	\$33.70	\$40.59	\$52.48	\$34,430	\$49,720	\$70,100	\$84,430	\$109,160
11-3051	Industrial production managers	30	22.1	\$30.74	\$63,930	6.5	\$15.06	\$19.07	\$28.19	\$39.18	\$55.36	\$31,320	\$39,670	\$58,630	\$81,490	\$115,150
11-3071	Transportation, storage, and distribution managers	60	36	\$34.87	\$72,530	18	\$16.55	\$25.76	\$29.65	\$34.32	\$57.70	\$34,430	\$53,590	\$61,680	\$71,380	\$120,010
11-9021	Construction managers	#	#	\$26.74	\$55,610	4.9	\$17.57	\$22.23	\$25.94	\$30.66	\$38.10	\$36,550	\$46,230	\$53,960	\$63,780	\$79,250
11-9032	Education administrators, elementary and secondary school	230	8.6	#	\$59,960	1.2	#	#	#	#	#	\$47,160	\$52,800	\$60,220	\$68,600	\$74,780
11-9033	Education administrators, postsecondary	70	10	\$27.38	\$56,950	2.9	\$17.77	\$20.76	\$26.05	\$33.10	\$40.00	\$36,970	\$43,180	\$54,190	\$68,840	\$83,190
11-9051	Food service managers	50	20.9	\$20.07	\$41,750	9.7	\$10.24	\$12.63	\$17.36	\$24.61	\$39.57	\$21,300	\$26,270	\$36,110	\$51,190	\$82,300
11-9111	Medical and health services managers	150	12.4	\$30.03	\$62,470	4.9	\$16.02	\$22.90	\$29.68	\$34.83	\$41.47	\$33,320	\$47,630	\$61,740	\$72,450	\$86,260
11-9131	Postmasters and mail superintendents	120	0	\$23.33	\$48,520	0.8	\$16.38	\$19.35	\$23.12	\$27.80	\$30.91	\$34,070	\$40,250	\$48,090	\$57,810	\$64,290
11-9141	Property, real estate, and community association managers	#	#	\$25.22	\$52,450	6.4	\$16.88	\$23.08	\$24.97	\$26.85	\$27.98	\$35,110	\$48,000	\$51,930	\$55,850	\$58,200
11-9151	Social and community service managers	110	12.8	\$22.04	\$45,840	4.7	\$12.34	\$14.98	\$20.44	\$27.06	\$35.20	\$25,660	\$31,160	\$42,510	\$56,280	\$73,210
11-9199	Managers, all other	180	19	\$27.57	\$57,340	5.6	\$12.86	\$17.57	\$25.83	\$37.70	\$44.34	\$26,750	\$36,540	\$53,720	\$78,410	\$92,220
<b>13-0000</b>	<b>Business and Financial Operations Occupations</b>	<b>1,590</b>	<b>8.1</b>	<b>\$20.14</b>	<b>\$41,890</b>	<b>2.8</b>	<b>\$9.63</b>	<b>\$14.65</b>	<b>\$19.27</b>	<b>\$25.38</b>	<b>\$31.49</b>	<b>\$20,030</b>	<b>\$30,480</b>	<b>\$40,070</b>	<b>\$52,790</b>	<b>\$65,500</b>
13-1022	Wholesale and retail buyers, except farm products	50	31.2	\$17.05	\$35,460	8.4	\$10.02	\$11.97	\$16.24	\$21.61	\$24.50	\$20,850	\$24,900	\$33,770	\$44,940	\$50,970
13-1023	Purchasing agents, except wholesale, retail, and farm products	80	19	\$17.15	\$35,670	4.4	\$10.42	\$11.90	\$16.37	\$21.70	\$25.83	\$21,670	\$24,740	\$34,050	\$45,140	\$53,730
13-1031	Claims adjusters, examiners, and investigators	30	27.2	\$26.29	\$54,670	2.7	\$19.83	\$21.64	\$24.63	\$29.84	\$37.69	\$41,240	\$45,020	\$51,240	\$62,070	\$78,400
13-1041	Compliance officers, except agriculture, construction, health and safety, and transportation	130	8	\$19.59	\$40,760	2.4	\$13.77	\$16.38	\$19.88	\$23.08	\$26.41	\$28,630	\$34,070	\$41,340	\$48,010	\$54,930
13-1051	Cost estimators	30	46	\$19.38	\$40,320	8.9	\$12.13	\$14.12	\$19.49	\$23.12	\$29.77	\$25,230	\$29,360	\$40,550	\$48,090	\$61,920
13-1061	Emergency management specialists	#	#	\$19.15	\$39,820	7.7	\$15.80	\$17.08	\$18.72	\$20.61	\$22.72	\$32,870	\$35,540	\$38,940	\$42,870	\$47,250
13-1072	Compensation, benefits, and job analysis specialists	30	34.7	\$20.51	\$42,660	9.7	\$12.16	\$13.35	\$18.73	\$27.99	\$30.40	\$25,300	\$27,770	\$38,950	\$58,210	\$63,240
13-1073	Training and development specialists	40	12.9	\$19.15	\$39,820	4.8	\$11.00	\$13.98	\$19.34	\$24.21	\$28.01	\$22,890	\$29,080	\$40,240	\$50,350	\$58,270
13-1079	Human resources, training, and labor relations specialists, all other	50	7.8	\$22.08	\$45,930	3.7	\$15.32	\$17.08	\$19.98	\$26.98	\$32.73	\$31,870	\$35,520	\$41,570	\$56,130	\$68,080
13-1199	Business operations specialists, all other	280	24.2	\$20.22	\$42,050	9	\$6.83	\$11.88	\$20.38	\$27.66	\$33.85	\$14,210	\$24,700	\$42,380	\$57,540	\$70,410

# Data unavailable

Occupational Code	Occupational Title	Employment Estimate	Employment Percentage Relative Standard Error	Average Hourly Wage	Average Annual Wage	Wage Percentage Relative Standard Error	10th Percentile (Hourly)	25th Percentile (Hourly)	50th Percentile (Hourly)	75th Percentile (Hourly)	90th Percentile (Hourly)	10th Percentile (Annual)	25th Percentile (Annual)	50th Percentile (Annual)	75th Percentile (Annual)	90th Percentile (Annual)
13-2011	Accountants and auditors	280	14.9	\$21.89	\$45,530	2.8	\$14.76	\$17.30	\$21.48	\$25.50	\$28.55	\$30,700	\$35,980	\$44,690	\$53,050	\$59,390
13-2021	Appraisers and assessors of real estate	80	25.2	\$16.41	\$34,140	6.7	\$10.98	\$12.07	\$14.28	\$19.39	\$24.49	\$22,830	\$25,120	\$29,700	\$40,340	\$50,940
13-2072	Loan officers	270	24.9	\$23.05	\$47,940	4.8	\$14.39	\$16.65	\$21.28	\$28.64	\$35.24	\$29,940	\$34,630	\$44,260	\$59,570	\$73,290
13-2099	Financial specialists, all other	60	45	\$18.22	\$37,900	11.2	\$8.84	\$16.11	\$17.73	\$19.20	\$26.86	\$18,390	\$33,510	\$36,880	\$39,930	\$55,860
<b>15-0000</b>	<b>Computer and Mathematical Occupations</b>	<b>510</b>	<b>30.9</b>	<b>#</b>	<b>#</b>	<b>#</b>	<b>#</b>	<b>#</b>	<b>#</b>	<b>#</b>	<b>#</b>	<b>#</b>	<b>#</b>	<b>#</b>	<b>#</b>	<b>#</b>
15-1021	Computer programmers	40	9.7	\$18.44	\$38,350	8.3	\$10.31	\$14.60	\$16.57	\$23.40	\$28.22	\$21,440	\$30,370	\$34,460	\$48,670	\$58,700
15-1041	Computer support specialists	#	#	\$15.11	\$31,420	5.1	\$8.49	\$11.23	\$14.09	\$19.09	\$22.75	\$17,650	\$23,360	\$29,310	\$39,710	\$47,320
15-1051	Computer systems analysts	#	#	\$29.57	\$61,500	3.5	\$18.81	\$23.81	\$29.27	\$35.62	\$41.33	\$39,130	\$49,520	\$60,880	\$74,090	\$85,970
15-1071	Network and computer systems administrators	80	10.1	\$24.09	\$50,100	3.1	\$14.69	\$18.23	\$22.58	\$30.60	\$35.55	\$30,560	\$37,930	\$46,970	\$63,640	\$73,950
15-1099	Computer specialists, all other	#	#	\$23.90	\$49,710	3.7	\$14.80	\$20.16	\$24.60	\$27.46	\$30.71	\$30,790	\$41,920	\$51,160	\$57,130	\$63,870
<b>17-0000</b>	<b>Architecture and Engineering Occupations</b>	<b>380</b>	<b>13.7</b>	<b>\$28.29</b>	<b>\$58,840</b>	<b>4.3</b>	<b>\$14.33</b>	<b>\$19.20</b>	<b>\$27.16</b>	<b>\$35.22</b>	<b>\$44.81</b>	<b>\$29,810</b>	<b>\$39,940</b>	<b>\$56,490</b>	<b>\$73,270</b>	<b>\$93,210</b>
17-1022	Surveyors	30	7.3	\$20.98	\$43,640	9.5	\$15.72	\$17.09	\$19.12	\$24.45	\$29.27	\$32,690	\$35,560	\$39,760	\$50,860	\$60,880
17-2051	Civil engineers	70	24.1	\$30.62	\$63,700	3.8	\$22.71	\$25.80	\$31.24	\$35.53	\$39.03	\$47,240	\$53,670	\$64,990	\$73,910	\$81,180
17-2111	Health and safety engineers, except mining safety engineers and inspectors	#	#	\$49.02	\$101,950	4.8	\$23.24	\$35.22	\$57.41	\$64.77	\$69.18	\$48,330	\$73,260	\$119,400	\$134,720	\$143,900
17-2151	Mining and geological engineers, including mining safety engineers	#	#	\$29.01	\$60,340	8.1	\$23.41	\$24.75	\$26.98	\$31.93	\$40.03	\$48,690	\$51,480	\$56,120	\$66,410	\$83,270
17-3029	Engineering technicians, except drafters, all other	30	0	\$24.09	\$50,110	2.3	\$16.26	\$19.45	\$25.90	\$28.90	\$30.71	\$33,810	\$40,450	\$53,870	\$60,120	\$63,870
17-3031	Surveying and mapping technicians	30	33.1	\$12.98	\$26,990	11.3	\$7.93	\$8.89	\$10.85	\$17.78	\$20.92	\$16,500	\$18,500	\$22,560	\$36,980	\$43,510
<b>19-0000</b>	<b>Life, Physical, and Social Science Occupations</b>	<b>560</b>	<b>5.7</b>	<b>\$21.27</b>	<b>\$44,240</b>	<b>2.1</b>	<b>\$11.98</b>	<b>\$13.91</b>	<b>\$19.75</b>	<b>\$27.30</b>	<b>\$33.71</b>	<b>\$24,920</b>	<b>\$28,930</b>	<b>\$41,080</b>	<b>\$56,780</b>	<b>\$70,110</b>
19-1029	Biological scientists, all other	40	0	\$22.87	\$47,570	1.4	\$9.45	\$13.52	\$25.39	\$31.21	\$36.03	\$19,660	\$28,130	\$52,800	\$64,910	\$74,950
19-1031	Conservation scientists	90	4.7	\$26.37	\$54,850	1	\$19.14	\$21.82	\$26.37	\$31.08	\$35.92	\$39,810	\$45,390	\$54,860	\$64,650	\$74,710
19-2042	Geoscientists, except hydrologists and geographers	#	#	\$28.22	\$58,690	2.9	\$24.15	\$25.50	\$27.67	\$30.69	\$34.83	\$50,240	\$53,050	\$57,550	\$63,840	\$72,450
19-3031	Clinical, counseling, and school psychologists	40	7.8	\$24.80	\$51,590	7.2	\$13.52	\$16.40	\$21.62	\$31.39	\$36.77	\$28,110	\$34,120	\$44,960	\$65,300	\$76,470
19-4021	Biological technicians	90	0	\$16.68	\$34,690	1.5	\$12.00	\$13.28	\$15.28	\$19.70	\$24.19	\$24,960	\$27,630	\$31,790	\$40,970	\$50,320
19-4093	Forest and conservation technicians	120	0	\$14.98	\$31,160	1.1	\$10.52	\$12.15	\$13.80	\$16.54	\$22.60	\$21,890	\$25,260	\$28,700	\$34,390	\$47,010
<b>21-0000</b>	<b>Community and Social Services Occupations</b>	<b>1,540</b>	<b>6.1</b>	<b>\$15.31</b>	<b>\$31,850</b>	<b>3.4</b>	<b>\$8.75</b>	<b>\$10.69</b>	<b>\$14.12</b>	<b>\$18.70</b>	<b>\$24.28</b>	<b>\$18,200</b>	<b>\$22,230</b>	<b>\$29,380</b>	<b>\$38,890</b>	<b>\$50,500</b>
21-1012	Educational, vocational, and school counselors	240	9.8	\$18.95	\$39,420	2.6	\$12.96	\$15.73	\$18.11	\$21.49	\$25.37	\$26,950	\$32,730	\$37,660	\$44,700	\$52,780
21-1014	Mental health counselors	70	15.3	\$17.36	\$36,120	2.6	\$12.39	\$14.83	\$16.99	\$20.02	\$22.71	\$25,770	\$30,850	\$35,330	\$41,650	\$47,240
21-1015	Rehabilitation counselors	120	28.3	\$12.76	\$26,550	6.9	\$8.22	\$9.97	\$11.57	\$13.82	\$19.29	\$17,100	\$20,740	\$24,070	\$28,750	\$40,120
21-1021	Child, family, and school social workers	130	24.1	\$14.89	\$30,980	7.2	\$8.93	\$10.99	\$14.53	\$17.90	\$21.99	\$18,560	\$22,860	\$30,220	\$37,240	\$45,730
21-1022	Medical and public health social workers	50	8.2	\$16.94	\$35,240	3.2	\$11.79	\$13.36	\$16.25	\$20.07	\$22.48	\$24,510	\$27,790	\$33,800	\$41,740	\$46,760
21-1023	Mental health and substance abuse social workers	#	#	\$14.93	\$31,060	9.6	\$7.89	\$8.79	\$14.14	\$17.95	\$26.10	\$16,410	\$18,280	\$29,420	\$37,350	\$54,290

# Data unavailable

Occupational Code	Occupational Title	Employment Estimate	Employment Percentage Relative Standard Error	Average Hourly Wage	Average Annual Wage	Wage Percentage Relative Standard Error	10th Percentile (Hourly)	25th Percentile (Hourly)	50th Percentile (Hourly)	75th Percentile (Hourly)	90th Percentile (Hourly)	10th Percentile (Annual)	25th Percentile (Annual)	50th Percentile (Annual)	75th Percentile (Annual)	90th Percentile (Annual)
21-1029	Social workers, all other	150	27.1	\$16.37	\$34,050	9.9	\$8.73	\$12.36	\$15.01	\$19.52	\$26.23	\$18,160	\$25,700	\$31,220	\$40,600	\$54,560
21-1091	Health educators	#	#	\$14.04	\$29,200	4.2	\$10.09	\$11.05	\$12.87	\$16.22	\$19.50	\$20,980	\$22,990	\$26,770	\$33,750	\$40,550
21-1092	Probation officers and correctional treatment specialists	110	0	\$24.74	\$51,450	2.5	\$17.40	\$20.87	\$26.06	\$28.97	\$30.71	\$36,200	\$43,420	\$54,200	\$60,250	\$63,880
21-1093	Social and human service assistants	280	16.3	\$11.95	\$24,850	2.4	\$8.76	\$9.83	\$11.26	\$13.54	\$16.37	\$18,230	\$20,450	\$23,430	\$28,160	\$34,050
21-1099	Community and social service specialists, all other	100	8.3	\$12.37	\$25,720	7.4	\$6.06	\$7.41	\$11.88	\$15.28	\$20.03	\$12,610	\$15,420	\$24,720	\$31,780	\$41,650
<b>23-0000</b>	<b>Legal Occupations</b>	<b>270</b>	<b>17.2</b>	<b>\$29.61</b>	<b>\$61,590</b>	<b>9.7</b>	<b>\$13.56</b>	<b>\$16.03</b>	<b>\$19.51</b>	<b>\$36.87</b>	<b>\$63.65</b>	<b>\$28,210</b>	<b>\$33,340</b>	<b>\$40,570</b>	<b>\$76,680</b>	<b>\$132,390</b>
23-1011	Lawyers	#	#	\$49.10	\$102,140	22.9	\$20.82	\$29.33	\$38.97	#	#	\$43,310	\$61,000	\$81,060	#	#
23-1023	Judges, magistrate judges, and magistrates	40	28.2	\$60.16	\$125,120	14	\$44.54	\$49.42	\$55.40	\$63.27	#	\$92,640	\$102,800	\$115,230	\$131,590	#
23-2011	Paralegals and legal assistants	50	31.7	\$17.15	\$35,680	3	\$13.24	\$15.20	\$17.20	\$19.71	\$21.70	\$27,550	\$31,620	\$35,770	\$40,990	\$45,140
23-2093	Title examiners, abstractors, and searchers	60	44.9	\$17.87	\$37,170	16.6	\$10.41	\$14.46	\$15.94	\$17.55	\$21.72	\$21,640	\$30,080	\$33,140	\$36,510	\$45,180
23-2099	Legal support workers, all other	40	47.1	\$17.78	\$36,980	8.2	\$6.93	\$15.98	\$18.70	\$20.84	\$22.85	\$14,410	\$33,230	\$38,890	\$43,350	\$47,530
<b>25-0000</b>	<b>Education, Training, and Library Occupations</b>	<b>6,570</b>	<b>7.2</b>	<b>\$16.27</b>	<b>\$33,830</b>	<b>1.1</b>	<b>\$9.94</b>	<b>\$12.94</b>	<b>\$15.95</b>	<b>\$19.22</b>	<b>\$22.69</b>	<b>\$20,680</b>	<b>\$26,920</b>	<b>\$33,190</b>	<b>\$39,970</b>	<b>\$47,190</b>
25-1022	Mathematical science teachers, postsecondary	40	10	#	\$36,730	3	#	#	#	#	#	\$28,440	\$31,660	\$35,330	\$39,940	\$49,500
25-1041	Agricultural sciences teachers, postsecondary	40	13.6	#	\$37,850	4.1	#	#	#	#	#	\$26,560	\$30,950	\$37,960	\$44,500	\$48,190
25-1194	Vocational education teachers, postsecondary	#	#	\$18.51	\$38,500	2.6	\$13.35	\$15.20	\$17.73	\$20.98	\$25.63	\$27,760	\$31,620	\$36,870	\$43,630	\$53,310
25-2011	Preschool teachers, except special education	#	#	\$12.15	\$25,270	5.9	\$6.53	\$8.99	\$12.29	\$14.46	\$17.95	\$13,590	\$18,700	\$25,560	\$30,090	\$37,330
25-2012	Kindergarten teachers, except special education	150	9.3	#	\$35,910	1.7	#	#	#	#	#	\$26,610	\$29,900	\$35,500	\$41,310	\$46,470
25-2021	Elementary school teachers, except special education	1,320	11	#	\$36,900	1	#	#	#	#	#	\$27,870	\$31,510	\$36,480	\$42,420	\$47,120
25-2022	Middle school teachers, except special and vocational education	560	8.6	#	\$36,610	1	#	#	#	#	#	\$28,270	\$31,690	\$36,090	\$41,360	\$46,450
25-2031	Secondary school teachers, except special and vocational education	790	8.9	#	\$37,130	1.2	#	#	#	#	#	\$28,180	\$31,810	\$36,140	\$41,830	\$48,030
25-2032	Vocational education teachers, secondary school	100	14.7	#	\$37,500	3	#	#	#	#	#	\$28,500	\$32,150	\$36,390	\$41,030	\$47,240
25-2041	Special education teachers, preschool, kindergarten, and elementary school	140	12.2	#	\$39,550	2.9	#	#	#	#	#	\$28,640	\$32,820	\$38,140	\$45,170	\$51,790
25-2042	Special education teachers, middle school	40	12.3	#	\$38,770	1.8	#	#	#	#	#	\$28,150	\$32,850	\$38,230	\$44,290	\$49,840
25-2043	Special education teachers, secondary school	60	12.1	#	\$39,800	2.2	#	#	#	#	#	\$29,970	\$33,440	\$37,990	\$44,960	\$53,920
25-3011	Adult literacy, remedial education, and GED teachers and instructors	80	17.2	\$17.80	\$37,030	9.6	\$12.23	\$13.05	\$14.41	\$22.93	\$29.45	\$25,430	\$27,150	\$29,980	\$47,690	\$61,270
25-3021	Self-enrichment education teachers	#	#	\$11.25	\$23,400	3.2	\$7.10	\$8.44	\$11.26	\$13.93	\$16.20	\$14,780	\$17,560	\$23,430	\$28,980	\$33,700
25-3099	Teachers and instructors, all other	730	9.4	#	\$34,670	1.4	#	#	#	#	#	\$26,700	\$29,760	\$33,690	\$38,860	\$45,130
25-4021	Librarians	130	29.2	\$20.27	\$42,170	2.8	\$11.40	\$15.80	\$20.36	\$25.12	\$29.43	\$23,710	\$32,870	\$42,340	\$52,240	\$61,220

# Data unavailable



Occupational Code	Occupational Title	Employment Estimate	Employment Percentage Relative Standard Error	Average Hourly Wage	Average Annual Wage	Wage Percentage Relative Standard Error	10th Percentile (Hourly)	25th Percentile (Hourly)	50th Percentile (Hourly)	75th Percentile (Hourly)	90th Percentile (Hourly)	10th Percentile (Annual)	25th Percentile (Annual)	50th Percentile (Annual)	75th Percentile (Annual)	90th Percentile (Annual)
25-4031	Library technicians	270	28.1	\$11.64	\$24,200	1.5	\$8.57	\$9.94	\$11.54	\$13.51	\$14.91	\$17,820	\$20,670	\$24,000	\$28,100	\$31,020
25-9031	Instructional coordinators	70	27.9	\$23.55	\$48,990	4.2	\$13.60	\$16.33	\$20.30	\$32.45	\$37.22	\$28,280	\$33,970	\$42,220	\$67,490	\$77,430
25-9041	Teacher assistants	950	9.6	#	\$21,060	1.6	#	#	#	#	#	\$15,320	\$17,430	\$20,780	\$23,950	\$28,650
25-9099	Education, training, and library workers, all other	60	2.1	\$22.73	\$47,270	2.4	\$16.93	\$19.41	\$22.43	\$26.01	\$29.81	\$35,220	\$40,370	\$46,650	\$54,090	\$62,010
<b>27-0000</b>	<b>Arts, Design, Entertainment, Sports, and Media Occupations</b>	<b>410</b>	<b>6.4</b>	<b>\$12.58</b>	<b>\$26,160</b>	<b>4.3</b>	<b>\$6.45</b>	<b>\$8.06</b>	<b>\$10.66</b>	<b>\$15.07</b>	<b>\$20.69</b>	<b>\$13,420</b>	<b>\$16,770</b>	<b>\$22,170</b>	<b>\$31,340</b>	<b>\$43,040</b>
27-1023	Floral designers	40	7.6	\$8.88	\$18,470	9.9	\$5.95	\$6.75	\$9.55	\$10.88	\$11.68	\$12,380	\$14,050	\$19,860	\$22,630	\$24,290
27-1024	Graphic designers	#	#	\$14.66	\$30,490	14.7	\$9.95	\$10.62	\$11.72	\$16.52	\$19.47	\$20,690	\$22,090	\$24,380	\$34,370	\$40,500
27-2022	Coaches and scouts	50	17.8	#	\$35,860	4.7	#	#	#	#	#	\$22,400	\$26,720	\$33,670	\$41,420	\$47,330
27-3011	Radio and television announcers	60	1.1	\$8.36	\$17,400	5.8	\$6.09	\$7.30	\$8.24	\$9.35	\$11.09	\$12,680	\$15,170	\$17,130	\$19,450	\$23,070
27-3022	Reporters and correspondents	40	16.3	\$9.14	\$19,020	9.4	\$6.06	\$6.95	\$8.85	\$11.20	\$13.21	\$12,600	\$14,460	\$18,410	\$23,300	\$27,480
27-3031	Public relations specialists	60	21.2	\$16.57	\$34,470	4.7	\$9.69	\$11.69	\$15.84	\$18.88	\$26.07	\$20,160	\$24,320	\$32,940	\$39,270	\$54,230
27-3041	Editors	30	26.2	\$15.86	\$32,990	14.4	\$8.13	\$9.72	\$11.22	\$14.00	\$47.30	\$16,920	\$20,220	\$23,330	\$29,110	\$98,380
<b>29-0000</b>	<b>Healthcare Practitioners and Technical Occupations</b>	<b>3,410</b>	<b>6.8</b>	<b>\$23.07</b>	<b>\$47,980</b>	<b>2.5</b>	<b>\$11.56</b>	<b>\$15.12</b>	<b>\$19.89</b>	<b>\$26.18</b>	<b>\$36.70</b>	<b>\$24,040</b>	<b>\$31,440</b>	<b>\$41,380</b>	<b>\$54,450</b>	<b>\$76,350</b>
29-1021	Dentists, general	40	34.2	\$57.72	\$120,050	27.4	\$40.99	\$43.01	\$46.39	\$49.77	#	\$85,260	\$89,470	\$96,490	\$103,520	#
29-1051	Pharmacists	70	10	\$46.86	\$97,480	6.2	\$28.13	\$38.96	\$45.65	\$53.86	\$63.48	\$58,510	\$81,050	\$94,960	\$112,040	\$132,040
29-1062	Family and general practitioners	70	26.5	\$69.96	\$145,520	5.2	\$51.36	\$56.82	\$65.67	#	#	\$106,830	\$118,190	\$136,590	#	#
29-1069	Physicians and surgeons, all other	30	30.5	\$64.22	\$133,580	9.9	\$48.02	\$54.06	\$60.93	#	#	\$99,880	\$112,450	\$126,740	#	#
29-1111	Registered nurses	1,130	8.6	\$23.30	\$48,460	1.3	\$17.91	\$19.80	\$22.47	\$26.62	\$30.23	\$37,250	\$41,180	\$46,740	\$55,370	\$62,870
29-1122	Occupational therapists	30	18.9	\$26.44	\$55,000	4	\$13.17	\$19.99	\$27.14	\$32.63	\$37.61	\$27,390	\$41,570	\$56,440	\$67,870	\$78,230
29-1123	Physical therapists	80	19.3	\$28.68	\$59,660	5.4	\$19.19	\$23.95	\$28.90	\$33.65	\$38.95	\$39,910	\$49,810	\$60,110	\$69,980	\$81,010
29-1126	Respiratory therapists	50	18.5	\$19.43	\$40,410	2.8	\$15.78	\$16.90	\$18.68	\$21.85	\$24.75	\$32,820	\$35,150	\$38,850	\$45,440	\$51,480
29-1127	Speech-language pathologists	40	13.6	\$24.74	\$51,450	7.7	\$12.28	\$16.28	\$21.27	\$30.68	\$38.47	\$25,530	\$33,870	\$44,230	\$63,820	\$80,010
29-1131	Veterinarians	40	25.3	\$22.37	\$46,540	16.6	\$13.07	\$14.34	\$23.12	\$29.17	\$34.32	\$27,180	\$29,820	\$48,080	\$60,660	\$71,380
29-2011	Medical and clinical laboratory technologists	100	16.4	\$23.38	\$48,640	1.3	\$18.76	\$20.41	\$23.17	\$26.49	\$28.65	\$39,020	\$42,460	\$48,190	\$55,110	\$59,600
29-2012	Medical and clinical laboratory technicians	90	22.3	\$14.94	\$31,060	3.4	\$9.32	\$11.04	\$14.58	\$17.74	\$22.05	\$19,380	\$22,960	\$30,330	\$36,890	\$45,870
29-2021	Dental hygienists	50	12.5	\$42.01	\$87,390	12.5	\$32.04	\$35.86	\$39.49	\$52.10	\$58.79	\$66,640	\$74,590	\$82,140	\$108,370	\$122,290
29-2032	Diagnostic medical sonographers	#	#	\$36.61	\$76,140	7.2	\$26.26	\$32.01	\$37.54	\$42.75	\$46.16	\$54,620	\$66,580	\$78,090	\$88,910	\$96,010
29-2033	Nuclear medicine technologists	#	#	\$32.36	\$67,310	4.8	\$28.13	\$29.97	\$32.78	\$35.40	\$39.81	\$58,500	\$62,350	\$68,190	\$73,630	\$82,800
29-2034	Radiologic technologists and technicians	120	10.7	\$23.40	\$48,680	2.5	\$16.21	\$19.37	\$23.13	\$27.46	\$32.33	\$33,720	\$40,280	\$48,120	\$57,120	\$67,240
29-2041	Emergency medical technicians and paramedics	220	12.5	\$14.25	\$29,650	3.3	\$9.86	\$11.07	\$14.69	\$16.76	\$18.07	\$20,500	\$23,030	\$30,560	\$34,860	\$37,590
29-2051	Dietetic technicians	50	25.4	\$11.05	\$22,990	8.9	\$6.00	\$7.11	\$10.47	\$13.51	\$18.11	\$12,480	\$14,800	\$21,780	\$28,100	\$37,660

# Data unavailable

Occupational Code	Occupational Title	Employment Estimate	Employment Percentage Relative Standard Error	Average Hourly Wage	Average Annual Wage	Wage Percentage Relative Standard Error	10th Percentile (Hourly)	25th Percentile (Hourly)	50th Percentile (Hourly)	75th Percentile (Hourly)	90th Percentile (Hourly)	10th Percentile (Annual)	25th Percentile (Annual)	50th Percentile (Annual)	75th Percentile (Annual)	90th Percentile (Annual)
29-2052	Pharmacy technicians	130	18.2	\$13.27	\$27,610	4	\$9.57	\$10.96	\$12.85	\$14.95	\$18.48	\$19,900	\$22,790	\$26,730	\$31,100	\$38,450
29-2055	Surgical technologists	30	15.3	\$15.67	\$32,590	2.6	\$12.29	\$13.45	\$15.54	\$17.60	\$19.98	\$25,550	\$27,970	\$32,330	\$36,610	\$41,560
29-2056	Veterinary technologists and technicians	#	#	\$14.54	\$30,250	15.3	\$11.42	\$11.94	\$12.80	\$13.66	\$23.81	\$23,760	\$24,830	\$26,620	\$28,410	\$49,520
29-2061	Licensed practical and licensed vocational nurses	570	7.9	\$16.20	\$33,700	1.1	\$12.36	\$14.04	\$16.06	\$18.09	\$20.79	\$25,710	\$29,210	\$33,410	\$37,620	\$43,230
29-2071	Medical records and health information technicians	120	11.4	\$13.13	\$27,310	1.9	\$9.15	\$10.11	\$12.02	\$15.14	\$19.64	\$19,020	\$21,040	\$24,990	\$31,480	\$40,840
29-2081	Opticians, dispensing	60	27.8	\$12.16	\$25,290	7.7	\$8.61	\$10.03	\$11.56	\$14.58	\$16.97	\$17,910	\$20,860	\$24,050	\$30,320	\$35,300
29-9011	Occupational health and safety specialists	#	#	\$18.70	\$38,890	11.4	\$12.16	\$13.72	\$18.27	\$22.27	\$24.86	\$25,280	\$28,530	\$37,990	\$46,330	\$51,710
<b>31-0000</b>	<b>Healthcare Support Occupations</b>	<b>2,150</b>	<b>5.2</b>	<b>\$10.18</b>	<b>\$21,170</b>	<b>1.5</b>	<b>\$7.19</b>	<b>\$8.15</b>	<b>\$9.68</b>	<b>\$11.62</b>	<b>\$13.88</b>	<b>\$14,940</b>	<b>\$16,960</b>	<b>\$20,130</b>	<b>\$24,170</b>	<b>\$28,860</b>
31-1011	Home health aides	330	20.9	\$8.63	\$17,940	2	\$7.05	\$7.63	\$8.47	\$9.66	\$10.83	\$14,660	\$15,860	\$17,620	\$20,100	\$22,530
31-1012	Nursing aides, orderlies, and attendants	1,090	7.8	\$9.50	\$19,750	1.6	\$7.08	\$7.98	\$9.30	\$10.86	\$12.70	\$14,730	\$16,600	\$19,350	\$22,580	\$26,420
31-2021	Physical therapist assistants	40	7.8	\$18.58	\$38,640	2.2	\$15.11	\$16.29	\$18.18	\$20.87	\$23.04	\$31,430	\$33,880	\$37,820	\$43,410	\$47,910
31-2022	Physical therapist aides	40	31.8	\$11.28	\$23,450	9.5	\$6.08	\$7.47	\$10.25	\$14.14	\$18.69	\$12,650	\$15,550	\$21,330	\$29,420	\$38,880
31-9011	Massage therapists	#	#	\$18.64	\$38,770	15.9	\$11.75	\$12.52	\$13.80	\$19.25	\$36.29	\$24,440	\$26,040	\$28,690	\$40,030	\$75,480
31-9091	Dental assistants	210	13.8	\$11.80	\$24,540	3.4	\$8.15	\$9.62	\$11.79	\$13.50	\$16.18	\$16,960	\$20,010	\$24,530	\$28,080	\$33,650
31-9092	Medical assistants	150	16.8	\$11.12	\$23,130	2.9	\$9.01	\$9.70	\$10.79	\$12.59	\$13.98	\$18,750	\$20,170	\$22,440	\$26,190	\$29,090
31-9094	Medical transcriptionists	70	9.3	\$12.95	\$26,940	2.8	\$8.73	\$10.34	\$12.76	\$15.56	\$17.60	\$18,150	\$21,500	\$26,530	\$32,370	\$36,610
31-9095	Pharmacy aides	#	#	\$8.92	\$18,550	2.7	\$7.34	\$7.97	\$9.03	\$10.04	\$10.64	\$15,270	\$16,580	\$18,790	\$20,880	\$22,140
31-9099	Healthcare support workers, all other	60	13.9	\$11.67	\$24,270	2.2	\$8.68	\$9.60	\$11.26	\$13.33	\$15.84	\$18,050	\$19,960	\$23,430	\$27,720	\$32,940
<b>33-0000</b>	<b>Protective Service Occupations</b>	<b>3,010</b>	<b>3.9</b>	<b>\$16.98</b>	<b>\$35,320</b>	<b>4.8</b>	<b>\$9.84</b>	<b>\$12.11</b>	<b>\$16.61</b>	<b>\$20.33</b>	<b>\$25.82</b>	<b>\$20,470</b>	<b>\$25,180</b>	<b>\$34,550</b>	<b>\$42,290</b>	<b>\$53,710</b>
33-1011	First-line supervisors/managers of correctional officers	180	0.6	\$25.14	\$52,280	3.1	\$15.57	\$20.69	\$26.27	\$29.73	\$33.76	\$32,380	\$43,040	\$54,640	\$61,840	\$70,230
33-1012	First-line supervisors/managers of police and detectives	80	19.2	\$26.25	\$54,610	5.1	\$14.60	\$19.77	\$26.82	\$33.88	\$37.49	\$30,370	\$41,110	\$55,780	\$70,480	\$77,980
33-2011	Fire fighters	100	22.7	\$14.33	\$29,800	8.8	\$5.94	\$7.12	\$14.95	\$20.17	\$22.81	\$12,350	\$14,800	\$31,090	\$41,950	\$47,440
33-3012	Correctional officers and jailers	1,630	1.7	\$16.61	\$34,550	4.6	\$10.80	\$13.01	\$16.91	\$19.14	\$22.70	\$22,470	\$27,060	\$35,170	\$39,810	\$47,220
33-3021	Detectives and criminal investigators	40	16	\$23.89	\$49,680	4.4	\$12.63	\$17.41	\$22.39	\$31.24	\$37.30	\$26,270	\$36,210	\$46,570	\$64,980	\$77,570
33-3051	Police and sheriff's patrol officers	560	10.8	\$17.16	\$35,680	4.8	\$11.02	\$12.81	\$15.97	\$20.89	\$26.62	\$22,910	\$26,640	\$33,210	\$43,440	\$55,370
33-9032	Security guards	50	4.9	\$10.62	\$22,080	2.5	\$8.35	\$9.24	\$10.29	\$11.79	\$13.72	\$17,360	\$19,220	\$21,400	\$24,510	\$28,540
33-9092	Lifeguards, ski patrol, and other recreational protective service workers	160	48.2	\$7.49	\$15,570	4.8	\$5.60	\$6.14	\$7.22	\$8.67	\$9.68	\$11,660	\$12,780	\$15,010	\$18,040	\$20,130
33-9099	Protective service workers, all other	#	#	\$13.05	\$27,140	4.7	\$8.24	\$9.78	\$12.05	\$14.66	\$20.03	\$17,130	\$20,350	\$25,060	\$30,500	\$41,670

# Data unavailable

Occupational Code	Occupational Title	Employment Estimate	Employment Percentage Relative Standard Error	Average Hourly Wage	Average Annual Wage	Wage Percentage Relative Standard Error	10th Percentile (Hourly)	25th Percentile (Hourly)	50th Percentile (Hourly)	75th Percentile (Hourly)	90th Percentile (Hourly)	10th Percentile (Annual)	25th Percentile (Annual)	50th Percentile (Annual)	75th Percentile (Annual)	90th Percentile (Annual)
<b>35-0000</b>	<b>Food Preparation and Serving Related Occupations</b>	<b>6,380</b>	<b>3.8</b>	<b>\$8.00</b>	<b>\$16,650</b>	<b>2.4</b>	<b>\$5.64</b>	<b>\$6.17</b>	<b>\$7.10</b>	<b>\$8.94</b>	<b>\$11.56</b>	<b>\$11,730</b>	<b>\$12,840</b>	<b>\$14,770</b>	<b>\$18,590</b>	<b>\$24,050</b>
35-1012	First-line supervisors/managers of food preparation and serving workers	450	7.4	\$13.91	\$28,920	6	\$7.68	\$9.18	\$12.99	\$16.71	\$23.51	\$15,980	\$19,090	\$27,030	\$34,750	\$48,910
35-2011	Cooks, fast food	410	42.7	\$6.97	\$14,490	5.3	\$5.65	\$6.08	\$6.79	\$7.90	\$8.77	\$11,750	\$12,640	\$14,130	\$16,430	\$18,240
35-2012	Cooks, institution and cafeteria	340	8.4	\$9.06	\$18,850	1.9	\$6.29	\$7.44	\$8.85	\$10.47	\$12.05	\$13,070	\$15,470	\$18,410	\$21,780	\$25,070
35-2014	Cooks, restaurant	460	10.8	\$8.23	\$17,130	6.9	\$5.77	\$6.54	\$7.69	\$9.85	\$11.72	\$12,000	\$13,600	\$16,000	\$20,480	\$24,370
35-2015	Cooks, short order	110	47.6	\$9.41	\$19,570	6.2	\$7.30	\$8.58	\$9.53	\$10.53	\$11.54	\$15,180	\$17,850	\$19,810	\$21,900	\$24,000
35-2021	Food preparation workers	750	14.2	\$9.04	\$18,800	1.9	\$6.50	\$7.63	\$8.66	\$10.36	\$12.30	\$13,530	\$15,870	\$18,010	\$21,540	\$25,580
35-3011	Bartenders	300	27	\$7.41	\$15,410	6.8	\$5.62	\$6.18	\$7.23	\$8.33	\$9.46	\$11,700	\$12,850	\$15,040	\$17,320	\$19,680
35-3021	Combined food preparation and serving workers, including fast food	1,290	18.1	\$6.75	\$14,030	2.7	\$5.52	\$5.88	\$6.50	\$7.23	\$8.56	\$11,480	\$12,240	\$13,510	\$15,040	\$17,810
35-3022	Counter attendants, cafeteria, food concession, and coffee shop	460	44.8	\$7.26	\$15,100	10.3	\$5.63	\$6.02	\$6.66	\$7.78	\$11.53	\$11,710	\$12,510	\$13,860	\$16,190	\$23,980
35-3031	Waiters and waitresses	1,200	5.8	\$7.09	\$14,750	6	\$5.52	\$5.90	\$6.52	\$7.39	\$10.25	\$11,490	\$12,270	\$13,570	\$15,370	\$21,320
35-3041	Food servers, nonrestaurant	#	#	\$7.89	\$16,420	3.1	\$5.67	\$6.27	\$7.47	\$9.65	\$10.71	\$11,800	\$13,040	\$15,530	\$20,080	\$22,270
35-9011	Dining room and cafeteria attendants and bartender helpers	70	49.5	\$6.39	\$13,300	5.9	\$5.50	\$5.81	\$6.33	\$6.85	\$7.68	\$11,440	\$12,090	\$13,170	\$14,250	\$15,980
35-9021	Dishwashers	320	22.5	\$6.84	\$14,230	4.7	\$5.57	\$6.02	\$6.77	\$7.75	\$8.52	\$11,580	\$12,520	\$14,080	\$16,110	\$17,730
35-9031	Hosts and hostesses, restaurant, lounge, and coffee shop	120	33.9	\$6.47	\$13,470	3.9	\$5.52	\$5.87	\$6.46	\$7.07	\$7.88	\$11,490	\$12,220	\$13,430	\$14,710	\$16,400
35-9099	Food preparation and serving related workers, all other	#	#	\$10.59	\$22,030	4.1	\$8.15	\$9.32	\$10.20	\$11.08	\$15.14	\$16,960	\$19,380	\$21,210	\$23,040	\$31,490
<b>37-0000</b>	<b>Building and Grounds Cleaning and Maintenance Occupations</b>	<b>2,600</b>	<b>5.5</b>	<b>\$9.30</b>	<b>\$19,340</b>	<b>2.3</b>	<b>\$5.89</b>	<b>\$6.82</b>	<b>\$8.51</b>	<b>\$11.20</b>	<b>\$13.92</b>	<b>\$12,260</b>	<b>\$14,190</b>	<b>\$17,690</b>	<b>\$23,300</b>	<b>\$28,960</b>
37-1011	First-line supervisors/managers of housekeeping and janitorial workers	90	17.7	\$14.14	\$29,420	5.6	\$8.03	\$9.89	\$14.65	\$17.12	\$19.47	\$16,700	\$20,570	\$30,470	\$35,610	\$40,500
37-1012	First-line supervisors/managers of landscaping, lawn service, and groundskeeping workers	50	33.4	\$15.96	\$33,210	4.3	\$11.22	\$12.88	\$15.42	\$17.32	\$22.51	\$23,330	\$26,800	\$32,080	\$36,020	\$46,820
37-2011	Janitors and cleaners, except maids and housekeeping cleaners	1,310	8.6	\$9.63	\$20,030	1.8	\$6.19	\$7.55	\$9.27	\$11.70	\$13.66	\$12,880	\$15,710	\$19,280	\$24,330	\$28,420
37-2012	Maids and housekeeping cleaners	770	6.9	\$7.10	\$14,770	2.9	\$5.56	\$6.05	\$6.85	\$7.91	\$9.04	\$11,570	\$12,580	\$14,250	\$16,460	\$18,800
37-3011	Landscaping and groundskeeping workers	350	13.2	\$10.24	\$21,300	3.1	\$6.63	\$7.96	\$9.41	\$12.43	\$14.74	\$13,780	\$16,550	\$19,560	\$25,850	\$30,650
37-3012	Pesticide handlers, sprayers, and applicators, vegetation	#	#	\$18.11	\$37,680	4.2	\$14.52	\$16.34	\$18.62	\$20.50	\$21.69	\$30,200	\$33,990	\$38,730	\$42,650	\$45,110

# Data unavailable

Occupational Code	Occupational Title	Employment Estimate	Employment Percentage Relative Standard Error	Average Hourly Wage	Average Annual Wage	Wage Percentage Relative Standard Error	10th Percentile (Hourly)	25th Percentile (Hourly)	50th Percentile (Hourly)	75th Percentile (Hourly)	90th Percentile (Hourly)	10th Percentile (Annual)	25th Percentile (Annual)	50th Percentile (Annual)	75th Percentile (Annual)	90th Percentile (Annual)
<b>39-0000</b>	<b>Personal Care and Service Occupations</b>	<b>1,780</b>	<b>6</b>	<b>\$8.54</b>	<b>\$17,750</b>	<b>2.1</b>	<b>\$5.95</b>	<b>\$6.91</b>	<b>\$8.10</b>	<b>\$9.49</b>	<b>\$11.58</b>	<b>\$12,370</b>	<b>\$14,380</b>	<b>\$16,850</b>	<b>\$19,750</b>	<b>\$24,080</b>
39-1021	First-line supervisors/managers of personal service workers	40	22.6	\$15.07	\$31,360	5.9	\$9.53	\$11.64	\$13.60	\$17.62	\$24.02	\$19,820	\$24,210	\$28,300	\$36,650	\$49,970
39-3091	Amusement and recreation attendants	50	31.6	\$11.37	\$23,660	8.9	\$6.13	\$7.35	\$10.58	\$13.80	\$18.01	\$12,750	\$15,280	\$22,010	\$28,700	\$37,470
39-4021	Funeral attendants	#	#	\$9.46	\$19,680	8.3	\$6.21	\$9.03	\$9.83	\$10.63	\$11.27	\$12,920	\$18,780	\$20,450	\$22,110	\$23,430
39-5012	Hairdressers, hairstylists, and cosmetologists	100	9	\$8.10	\$16,850	15.2	\$5.68	\$6.14	\$6.92	\$9.68	\$10.82	\$11,810	\$12,770	\$14,390	\$20,120	\$22,500
39-9011	Child care workers	220	9.3	\$7.90	\$16,440	4.5	\$5.65	\$6.19	\$7.17	\$8.75	\$11.93	\$11,750	\$12,870	\$14,910	\$18,210	\$24,820
39-9021	Personal and home care aides	1,000	10.1	\$7.81	\$16,250	2.4	\$5.96	\$6.96	\$7.90	\$8.75	\$9.85	\$12,400	\$14,470	\$16,430	\$18,200	\$20,480
39-9031	Fitness trainers and aerobics instructors	#	#	\$13.66	\$28,400	7.3	\$8.98	\$11.58	\$14.67	\$16.06	\$16.89	\$18,680	\$24,090	\$30,500	\$33,400	\$35,130
39-9032	Recreation workers	190	13	\$9.66	\$20,090	2.5	\$6.91	\$7.75	\$8.88	\$10.69	\$13.83	\$14,370	\$16,130	\$18,470	\$22,240	\$28,770
<b>41-0000</b>	<b>Sales and Related Occupations</b>	<b>5,870</b>	<b>3.6</b>	<b>\$11.59</b>	<b>\$24,100</b>	<b>3.1</b>	<b>\$6.02</b>	<b>\$7.02</b>	<b>\$8.91</b>	<b>\$13.75</b>	<b>\$20.19</b>	<b>\$12,520</b>	<b>\$14,590</b>	<b>\$18,530</b>	<b>\$28,600</b>	<b>\$41,990</b>
41-1011	First-line supervisors/managers of retail sales workers	550	7.7	\$15.63	\$32,500	4.7	\$9.67	\$11.31	\$13.51	\$18.52	\$24.92	\$20,100	\$23,520	\$28,100	\$38,520	\$51,820
41-1012	First-line supervisors/managers of non-retail sales workers	40	30.4	\$30.13	\$62,670	7.6	\$20.24	\$23.23	\$29.06	\$38.37	\$42.85	\$42,090	\$48,330	\$60,450	\$79,820	\$89,140
41-2011	Cashiers	1,840	5.7	\$7.43	\$15,460	2.2	\$5.72	\$6.25	\$7.15	\$8.34	\$9.36	\$11,890	\$12,990	\$14,860	\$17,360	\$19,460
41-2021	Counter and rental clerks	320	25.6	\$8.59	\$17,860	8.1	\$5.70	\$6.28	\$7.27	\$9.94	\$14.90	\$11,860	\$13,060	\$15,130	\$20,670	\$31,000
41-2022	Parts salespersons	260	24.3	\$13.74	\$28,570	6.9	\$7.70	\$10.52	\$13.39	\$17.13	\$20.71	\$16,010	\$21,870	\$27,840	\$35,630	\$43,080
41-2031	Retail salespersons	1,910	6.8	\$10.38	\$21,590	3.5	\$6.14	\$7.34	\$9.00	\$12.00	\$16.23	\$12,760	\$15,260	\$18,730	\$24,950	\$33,760
41-3011	Advertising sales agents	#	#	\$14.92	\$31,020	18.1	\$6.88	\$8.03	\$10.87	\$15.20	\$38.92	\$14,310	\$16,700	\$22,620	\$31,610	\$80,950
41-3021	Insurance sales agents	170	24.6	\$18.31	\$38,090	9.5	\$13.06	\$14.46	\$16.67	\$20.20	\$26.55	\$27,160	\$30,070	\$34,680	\$42,010	\$55,210
41-3099	Sales representatives, services, all other	#	#	\$27.55	\$57,300	8.3	\$19.32	\$21.56	\$27.75	\$32.95	\$35.73	\$40,180	\$44,830	\$57,730	\$68,540	\$74,310
41-4012	Sales representatives, wholesale and manufacturing, except technical and scientific products	400	14.4	\$19.68	\$40,940	8.6	\$8.99	\$11.95	\$16.87	\$24.08	\$33.94	\$18,700	\$24,860	\$35,090	\$50,090	\$70,590
41-9021	Real estate brokers	#	#	\$38.52	\$80,130	13.5	\$28.63	\$33.79	\$42.58	\$46.49	\$48.83	\$59,560	\$70,290	\$88,570	\$96,700	\$101,580
41-9022	Real estate sales agents	#	#	\$19.68	\$40,930	11.9	\$8.81	\$18.43	\$19.91	\$21.39	\$24.63	\$18,330	\$38,340	\$41,410	\$44,490	\$51,240
41-9041	Telemarketers	#	#	\$8.87	\$18,450	4.7	\$6.46	\$7.33	\$8.04	\$8.75	\$11.00	\$13,430	\$15,250	\$16,730	\$18,210	\$22,880
41-9099	Sales and related workers, all other	80	38.6	\$12.69	\$26,390	14	\$6.23	\$7.22	\$10.65	\$16.51	\$19.18	\$12,970	\$15,020	\$22,160	\$34,340	\$39,900
<b>43-0000</b>	<b>Office and Administrative Support Occupations</b>	<b>10,470</b>	<b>2.7</b>	<b>\$12.22</b>	<b>\$25,420</b>	<b>1.2</b>	<b>\$7.12</b>	<b>\$8.97</b>	<b>\$11.15</b>	<b>\$14.47</b>	<b>\$19.40</b>	<b>\$14,810</b>	<b>\$18,660</b>	<b>\$23,190</b>	<b>\$30,090</b>	<b>\$40,350</b>
43-1011	First-line supervisors/managers of office and administrative support workers	420	10.1	\$18.41	\$38,300	2.6	\$10.54	\$13.40	\$18.10	\$22.65	\$27.85	\$21,930	\$27,870	\$37,660	\$47,120	\$57,920
43-2011	Switchboard operators, including answering service	60	35.8	\$11.08	\$23,050	2.8	\$7.99	\$9.37	\$10.65	\$12.32	\$13.82	\$16,630	\$19,480	\$22,150	\$25,640	\$28,750
43-3011	Bill and account collectors	120	23.1	\$10.43	\$21,690	6.5	\$6.31	\$8.00	\$10.16	\$12.34	\$15.58	\$13,130	\$16,630	\$21,140	\$25,670	\$32,420
43-3021	Billing and posting clerks and machine operators	240	11.7	\$11.66	\$24,260	2.5	\$8.21	\$9.53	\$11.15	\$13.33	\$16.07	\$17,070	\$19,820	\$23,200	\$27,720	\$33,430

# Data unavailable

Occupational Code	Occupational Title	Employment Estimate	Employment Percentage Relative Standard Error	Average Hourly Wage	Average Annual Wage	Wage Percentage Relative Standard Error	10th Percentile (Hourly)	25th Percentile (Hourly)	50th Percentile (Hourly)	75th Percentile (Hourly)	90th Percentile (Hourly)	10th Percentile (Annual)	25th Percentile (Annual)	50th Percentile (Annual)	75th Percentile (Annual)	90th Percentile (Annual)
43-3031	Bookkeeping, accounting, and auditing clerks	1,220	8.7	\$12.68	\$26,370	1.6	\$8.18	\$10.01	\$12.22	\$14.79	\$18.03	\$17,020	\$20,830	\$25,430	\$30,750	\$37,500
43-3051	Payroll and timekeeping clerks	90	24	\$13.85	\$28,800	4.3	\$10.26	\$11.72	\$13.04	\$15.58	\$19.32	\$21,340	\$24,370	\$27,120	\$32,410	\$40,180
43-3061	Procurement clerks	30	5.6	\$13.29	\$27,650	2.9	\$8.92	\$10.48	\$12.96	\$16.31	\$18.66	\$18,550	\$21,800	\$26,950	\$33,910	\$38,820
43-3071	Tellers	520	23.1	\$9.71	\$20,200	2.1	\$7.89	\$8.63	\$9.56	\$10.77	\$11.94	\$16,410	\$17,950	\$19,880	\$22,390	\$24,830
43-4031	Court, municipal, and license clerks	170	8.3	\$13.83	\$28,760	4.2	\$9.07	\$10.66	\$12.73	\$16.15	\$21.09	\$18,860	\$22,160	\$26,480	\$33,580	\$43,870
43-4041	Credit authorizers, checkers, and clerks	#	#	\$13.17	\$27,390	4.1	\$10.37	\$11.52	\$12.69	\$13.87	\$16.56	\$21,570	\$23,960	\$26,400	\$28,850	\$34,440
43-4051	Customer service representatives	280	15.7	\$11.88	\$24,700	3.7	\$7.89	\$9.46	\$10.91	\$13.42	\$18.79	\$16,410	\$19,670	\$22,690	\$27,910	\$39,090
43-4061	Eligibility interviewers, government programs	110	20.7	\$17.53	\$36,470	3.7	\$11.51	\$13.29	\$16.50	\$21.73	\$26.56	\$23,950	\$27,640	\$34,330	\$45,210	\$55,240
43-4071	File clerks	80	28.3	\$10.44	\$21,710	3	\$7.68	\$9.25	\$10.52	\$11.83	\$13.34	\$15,970	\$19,240	\$21,870	\$24,610	\$27,760
43-4081	Hotel, motel, and resort desk clerks	290	14.4	\$6.87	\$14,300	3.7	\$5.55	\$6.02	\$6.80	\$7.54	\$8.55	\$11,540	\$12,510	\$14,140	\$15,690	\$17,770
43-4111	Interviewers, except eligibility and loan	80	15.7	\$12.21	\$25,390	3.9	\$8.94	\$9.66	\$11.17	\$13.52	\$19.24	\$18,600	\$20,090	\$23,230	\$28,130	\$40,020
43-4121	Library assistants, clerical	60	22.5	\$8.56	\$17,800	3.2	\$5.84	\$6.53	\$7.88	\$9.60	\$13.88	\$12,150	\$13,580	\$16,390	\$19,970	\$28,860
43-4131	Loan interviewers and clerks	150	19.7	\$12.55	\$26,100	4	\$8.81	\$10.18	\$12.26	\$14.96	\$16.99	\$18,330	\$21,160	\$25,510	\$31,110	\$35,340
43-4151	Order clerks	100	19.7	\$11.34	\$23,600	5.4	\$6.67	\$8.41	\$10.43	\$13.21	\$17.48	\$13,860	\$17,490	\$21,690	\$27,470	\$36,370
43-4161	Human resources assistants, except payroll and timekeeping	60	14.1	\$15.38	\$31,990	2.9	\$9.19	\$11.46	\$14.55	\$19.14	\$21.89	\$19,120	\$23,830	\$30,270	\$39,820	\$45,530
43-4171	Receptionists and information clerks	380	12.9	\$9.64	\$20,040	2.4	\$6.67	\$8.04	\$9.70	\$11.21	\$12.71	\$13,870	\$16,720	\$20,170	\$23,320	\$26,450
43-4199	All other information and record clerks	100	8	\$13.61	\$28,300	2.7	\$8.55	\$10.02	\$12.99	\$16.85	\$20.38	\$17,770	\$20,850	\$27,030	\$35,050	\$42,390
43-5021	Couriers and messengers	#	#	\$7.01	\$14,590	7.6	\$5.64	\$6.06	\$6.77	\$7.76	\$8.53	\$11,730	\$12,610	\$14,070	\$16,140	\$17,750
43-5031	Police, fire, and ambulance dispatchers	60	29.8	\$14.35	\$29,850	4	\$9.03	\$11.79	\$13.86	\$17.57	\$20.48	\$18,780	\$24,530	\$28,830	\$36,550	\$42,600
43-5032	Dispatchers, except police, fire, and ambulance	90	14.8	\$12.13	\$25,220	5.7	\$7.64	\$8.81	\$10.61	\$14.31	\$21.01	\$15,890	\$18,320	\$22,060	\$29,760	\$43,710
43-5041	Meter readers, utilities	#	#	\$19.57	\$40,700	3.3	\$12.72	\$14.48	\$17.45	\$24.23	\$28.37	\$26,460	\$30,110	\$36,300	\$50,390	\$59,020
43-5051	Postal service clerks	110	0	\$20.80	\$43,270	1.1	\$17.39	\$19.66	\$21.27	\$22.89	\$23.85	\$36,170	\$40,890	\$44,250	\$47,600	\$49,620
43-5052	Postal service mail carriers	250	0	\$20.13	\$41,880	0.9	\$15.65	\$17.53	\$20.42	\$23.02	\$24.98	\$32,550	\$36,450	\$42,470	\$47,880	\$51,960
43-5053	Postal service mail sorters, processors, and processing machine operators	120	0	\$13.12	\$27,300	1	\$9.15	\$10.24	\$11.68	\$14.60	\$21.40	\$19,040	\$21,300	\$24,290	\$30,370	\$44,510
43-5071	Shipping, receiving, and traffic clerks	130	14.2	\$10.98	\$22,840	3.9	\$7.43	\$8.50	\$10.31	\$12.94	\$16.07	\$15,450	\$17,680	\$21,450	\$26,910	\$33,430
43-5081	Stock clerks and order fillers	580	13.1	\$9.71	\$20,190	3	\$6.45	\$7.75	\$9.11	\$11.08	\$14.29	\$13,410	\$16,120	\$18,950	\$23,050	\$29,720
43-6011	Executive secretaries and administrative assistants	390	11.7	\$15.96	\$33,190	4.7	\$10.04	\$11.59	\$15.25	\$19.09	\$23.95	\$20,880	\$24,110	\$31,720	\$39,710	\$49,820
43-6012	Legal secretaries	#	#	\$13.95	\$29,010	6.3	\$12.35	\$12.88	\$13.76	\$14.63	\$15.15	\$25,690	\$26,790	\$28,620	\$30,430	\$31,510
43-6013	Medical secretaries	140	26.5	\$11.50	\$23,910	4.3	\$8.47	\$9.73	\$11.12	\$13.24	\$15.39	\$17,630	\$20,240	\$23,130	\$27,540	\$32,010
43-6014	Secretaries, except legal, medical, and executive	1,180	13.6	\$12.63	\$26,270	5.7	\$8.39	\$9.88	\$11.81	\$15.00	\$19.15	\$17,450	\$20,540	\$24,560	\$31,200	\$39,820
43-9011	Computer operators	30	47.5	\$14.30	\$29,740	8.3	\$7.01	\$10.59	\$14.45	\$16.41	\$17.83	\$14,590	\$22,020	\$30,050	\$34,130	\$37,080

# Data unavailable

Occupational Code	Occupational Title	Employment Estimate	Employment Percentage Relative Standard Error	Average Hourly Wage	Average Annual Wage	Wage Percentage Relative Standard Error	10th Percentile (Hourly)	25th Percentile (Hourly)	50th Percentile (Hourly)	75th Percentile (Hourly)	90th Percentile (Hourly)	10th Percentile (Annual)	25th Percentile (Annual)	50th Percentile (Annual)	75th Percentile (Annual)	90th Percentile (Annual)
43-9021	Data entry keyers	50	26.6	\$10.74	\$22,350	11.2	\$7.16	\$7.90	\$9.54	\$12.68	\$18.21	\$14,880	\$16,430	\$19,840	\$26,370	\$37,870
43-9061	Office clerks, general	2,200	8.4	\$10.33	\$21,490	2.4	\$6.20	\$7.50	\$9.86	\$12.37	\$14.56	\$12,910	\$15,610	\$20,510	\$25,730	\$30,290
43-9199	Office and administrative support workers, all other	#	#	\$13.71	\$28,520	3.4	\$8.37	\$10.97	\$13.84	\$16.80	\$18.89	\$17,400	\$22,820	\$28,780	\$34,940	\$39,280
<b>45-0000</b>	<b>Farming, Fishing, and Forestry Occupations</b>	<b>1,080</b>	<b>15</b>	<b>\$9.30</b>	<b>\$19,350</b>	<b>6.3</b>	<b>\$5.66</b>	<b>\$6.19</b>	<b>\$7.11</b>	<b>\$12.24</b>	<b>\$15.87</b>	<b>\$11,770</b>	<b>\$12,880</b>	<b>\$14,790</b>	<b>\$25,450</b>	<b>\$33,010</b>
45-1011	First-line supervisors/managers of farming, fishing, and forestry workers	#	#	\$19.49	\$40,530	7.8	\$11.25	\$15.32	\$19.66	\$23.13	\$28.16	\$23,400	\$31,860	\$40,890	\$48,100	\$58,580
45-2041	Graders and sorters, agricultural products	510	24.5	\$7.18	\$14,930	6.6	\$5.54	\$5.91	\$6.53	\$7.19	\$10.36	\$11,530	\$12,290	\$13,570	\$14,950	\$21,540
45-2091	Agricultural equipment operators	#	#	\$13.36	\$27,780	6.4	\$7.17	\$8.65	\$15.27	\$16.64	\$17.46	\$14,910	\$17,980	\$31,760	\$34,620	\$36,310
45-2093	Farmworkers, farm and ranch animals	210	31.6	\$6.92	\$14,390	6.7	\$5.57	\$5.92	\$6.51	\$7.22	\$9.90	\$11,580	\$12,320	\$13,530	\$15,020	\$20,590
45-4021	Fallers	40	13.6	\$12.92	\$26,870	22.3	\$5.93	\$6.96	\$14.44	\$16.25	\$17.58	\$12,330	\$14,470	\$30,030	\$33,800	\$36,570
<b>47-0000</b>	<b>Construction and Extraction Occupations</b>	<b>3,660</b>	<b>8.2</b>	<b>\$15.34</b>	<b>\$31,900</b>	<b>2.1</b>	<b>\$9.22</b>	<b>\$11.70</b>	<b>\$14.19</b>	<b>\$17.78</b>	<b>\$22.90</b>	<b>\$19,180</b>	<b>\$24,330</b>	<b>\$29,510</b>	<b>\$36,980</b>	<b>\$47,640</b>
47-1011	First-line supervisors/managers of construction trades and extraction workers	310	11.8	\$24.13	\$50,180	3.5	\$14.63	\$19.09	\$23.04	\$29.76	\$34.40	\$30,430	\$39,710	\$47,910	\$61,900	\$71,550
47-2021	Brickmasons and blockmasons	50	17.2	\$14.20	\$29,530	4.1	\$11.29	\$12.07	\$13.37	\$16.21	\$19.74	\$23,480	\$25,100	\$27,810	\$33,710	\$41,060
47-2031	Carpenters	460	39.8	\$13.63	\$28,350	4.1	\$9.57	\$12.31	\$13.57	\$14.92	\$18.06	\$19,900	\$25,600	\$28,220	\$31,030	\$37,570
47-2051	Cement masons and concrete finishers	40	34.5	\$17.34	\$36,070	11.5	\$10.30	\$12.39	\$14.66	\$19.29	\$27.84	\$21,420	\$25,780	\$30,480	\$40,130	\$57,900
47-2061	Construction laborers	530	18.7	\$10.55	\$21,940	3.7	\$7.41	\$8.87	\$10.38	\$12.36	\$13.95	\$15,420	\$18,450	\$21,580	\$25,710	\$29,020
47-2071	Paving, surfacing, and tamping equipment operators	70	23.1	\$14.90	\$31,000	5.6	\$11.71	\$12.44	\$13.66	\$16.72	\$20.06	\$24,360	\$25,880	\$28,410	\$34,780	\$41,720
47-2073	Operating engineers and other construction equipment operators	440	26.5	\$17.07	\$35,500	3.1	\$12.46	\$14.23	\$16.26	\$18.56	\$23.03	\$25,930	\$29,600	\$33,820	\$38,600	\$47,910
47-2111	Electricians	250	15.9	\$19.05	\$39,620	8.5	\$9.80	\$13.46	\$18.12	\$23.35	\$31.23	\$20,380	\$28,000	\$37,680	\$48,570	\$64,950
47-2151	Pipelayers	#	#	\$14.38	\$29,920	4.4	\$11.82	\$12.71	\$13.86	\$15.93	\$18.38	\$24,600	\$26,440	\$28,840	\$33,130	\$38,230
47-2152	Plumbers, pipefitters, and steamfitters	#	#	\$14.31	\$29,760	5.8	\$8.33	\$9.33	\$13.32	\$17.25	\$25.19	\$17,320	\$19,400	\$27,710	\$35,890	\$52,390
47-3012	Helpers--carpenters	#	#	\$10.04	\$20,880	16.1	\$6.90	\$7.71	\$8.62	\$13.00	\$15.75	\$14,360	\$16,030	\$17,930	\$27,030	\$32,750
47-3019	Helpers, construction trades, all other	30	42.5	\$9.02	\$18,770	8.4	\$6.16	\$7.13	\$9.15	\$10.34	\$11.05	\$12,810	\$14,830	\$19,040	\$21,500	\$22,980
47-4011	Construction and building inspectors	#	#	\$19.90	\$41,400	11.1	\$14.58	\$15.99	\$18.54	\$24.41	\$27.30	\$30,330	\$33,260	\$38,570	\$50,770	\$56,770
47-4051	Highway maintenance workers	580	9.9	\$15.07	\$31,350	3.2	\$11.52	\$12.84	\$14.60	\$17.22	\$19.66	\$23,960	\$26,710	\$30,360	\$35,820	\$40,890
47-5011	Derrick operators, oil and gas	90	23.9	\$17.33	\$36,050	9.6	\$11.67	\$12.93	\$15.49	\$19.81	\$27.17	\$24,270	\$26,890	\$32,210	\$41,210	\$56,510
47-5071	Roustabouts, oil and gas	70	19.2	\$14.57	\$30,300	10.1	\$9.14	\$10.55	\$13.26	\$19.35	\$21.50	\$19,000	\$21,940	\$27,580	\$40,250	\$44,710
47-5081	Helpers--extraction workers	130	48.2	\$15.38	\$31,980	4.5	\$12.05	\$14.17	\$15.98	\$17.29	\$18.33	\$25,060	\$29,470	\$33,230	\$35,970	\$38,120
47-5099	Extraction workers, all other	#	#	\$15.57	\$32,390	6.2	\$11.87	\$12.66	\$13.97	\$17.82	\$21.10	\$24,690	\$26,320	\$29,050	\$37,070	\$43,890

# Data unavailable



Occupational Code	Occupational Title	Employment Estimate	Employment Percentage Relative Standard Error	Average Hourly Wage	Average Annual Wage	Wage Percentage Relative Standard Error	10th Percentile (Hourly)	25th Percentile (Hourly)	50th Percentile (Hourly)	75th Percentile (Hourly)	90th Percentile (Hourly)	10th Percentile (Annual)	25th Percentile (Annual)	50th Percentile (Annual)	75th Percentile (Annual)	90th Percentile (Annual)
<b>49-0000</b>	<b>Installation, Maintenance, and Repair Occupations</b>	<b>3,480</b>	<b>8.4</b>	<b>\$16.40</b>	<b>\$34,100</b>	<b>3.1</b>	<b>\$9.12</b>	<b>\$11.65</b>	<b>\$15.32</b>	<b>\$20.76</b>	<b>\$25.96</b>	<b>\$18,970</b>	<b>\$24,240</b>	<b>\$31,870</b>	<b>\$43,180</b>	<b>\$54,010</b>
49-1011	First-line supervisors/managers of mechanics, installers, and repairers	320	8.2	\$21.98	\$45,720	2.6	\$15.53	\$17.42	\$21.04	\$25.32	\$30.62	\$32,290	\$36,240	\$43,760	\$52,660	\$63,690
49-2011	Computer, automated teller, and office machine repairers	30	34.3	\$12.25	\$25,480	14.9	\$6.38	\$7.78	\$13.44	\$15.82	\$17.85	\$13,270	\$16,180	\$27,960	\$32,900	\$37,120
49-2022	Telecommunications equipment installers and repairers, except line installers	90	44.7	\$24.84	\$51,670	5.1	\$17.91	\$23.52	\$25.81	\$27.75	\$29.06	\$37,250	\$48,930	\$53,680	\$57,710	\$60,430
49-2092	Electric motor, power tool, and related repairers	#	#	\$16.25	\$33,790	3.3	\$12.60	\$13.72	\$15.58	\$19.01	\$21.28	\$26,210	\$28,530	\$32,410	\$39,550	\$44,260
49-2094	Electrical and electronics repairers, commercial and industrial equipment	30	47	\$19.08	\$39,690	7.5	\$10.70	\$17.45	\$19.54	\$21.33	\$22.40	\$22,260	\$36,290	\$40,640	\$44,360	\$46,600
49-3021	Automotive body and related repairers	50	47.2	\$11.38	\$23,680	6.3	\$7.01	\$8.83	\$10.82	\$14.05	\$16.08	\$14,580	\$18,380	\$22,500	\$29,220	\$33,450
49-3022	Automotive glass installers and repairers	#	#	\$10.96	\$22,800	5.4	\$8.54	\$9.37	\$10.60	\$12.53	\$14.07	\$17,770	\$19,480	\$22,050	\$26,060	\$29,260
49-3023	Automotive service technicians and mechanics	460	11.2	\$14.10	\$29,340	3.6	\$8.11	\$9.36	\$13.32	\$18.20	\$22.37	\$16,860	\$19,460	\$27,700	\$37,850	\$46,530
49-3031	Bus and truck mechanics and diesel engine specialists	240	28.2	\$16.50	\$34,310	4.1	\$11.12	\$13.16	\$15.87	\$19.37	\$22.64	\$23,120	\$27,360	\$33,000	\$40,290	\$47,090
49-3041	Farm equipment mechanics	130	18.6	\$14.49	\$30,150	5.7	\$10.20	\$11.91	\$13.60	\$17.03	\$20.61	\$21,220	\$24,770	\$28,280	\$35,410	\$42,860
49-3042	Mobile heavy equipment mechanics, except engines	#	#	\$18.97	\$39,460	5	\$12.75	\$15.32	\$20.00	\$22.83	\$24.42	\$26,530	\$31,870	\$41,590	\$47,500	\$50,790
49-3053	Outdoor power equipment and other small engine mechanics	#	#	\$11.95	\$24,860	4.5	\$9.82	\$10.72	\$12.09	\$13.65	\$14.71	\$20,420	\$22,300	\$25,140	\$28,400	\$30,600
49-3093	Tire repairers and changers	#	#	\$9.54	\$19,850	7.4	\$7.46	\$8.18	\$9.37	\$10.42	\$11.08	\$15,520	\$17,020	\$19,490	\$21,680	\$23,050
49-9021	Heating, air conditioning, and refrigeration mechanics and installers	90	33.6	\$15.11	\$31,440	5.8	\$10.43	\$12.79	\$15.23	\$17.00	\$19.18	\$21,680	\$26,590	\$31,670	\$35,360	\$39,890
49-9041	Industrial machinery mechanics	140	28.4	\$15.69	\$32,630	7.4	\$10.16	\$11.52	\$13.71	\$18.53	\$25.56	\$21,130	\$23,960	\$28,510	\$38,550	\$53,160
49-9042	Maintenance and repair workers, general	840	23.5	\$13.48	\$28,050	2.9	\$9.03	\$11.36	\$13.39	\$15.98	\$18.00	\$18,770	\$23,620	\$27,850	\$33,250	\$37,450
49-9043	Maintenance workers, machinery	30	40.4	\$16.09	\$33,470	4.6	\$12.17	\$14.63	\$16.00	\$17.35	\$19.50	\$25,320	\$30,440	\$33,290	\$36,080	\$40,560
49-9051	Electrical power-line installers and repairers	410	31.8	\$24.22	\$50,380	2.4	\$17.80	\$21.41	\$24.71	\$27.64	\$30.13	\$37,020	\$44,530	\$51,390	\$57,500	\$62,660
49-9052	Telecommunications line installers and repairers	50	18.3	\$16.75	\$34,830	7.9	\$9.96	\$12.20	\$16.19	\$21.03	\$24.12	\$20,710	\$25,370	\$33,680	\$43,750	\$50,170
49-9091	Coin, vending, and amusement machine servicers and repairers	#	#	\$10.83	\$22,530	7.8	\$9.16	\$9.60	\$10.34	\$11.08	\$13.00	\$19,060	\$19,980	\$21,510	\$23,050	\$27,040
49-9098	Helpers--installation, maintenance, and repair workers	70	26.7	\$10.24	\$21,300	8.1	\$5.93	\$6.90	\$9.89	\$13.55	\$15.12	\$12,340	\$14,350	\$20,560	\$28,180	\$31,450
49-9099	Installation, maintenance, and repair workers, all other	70	18.9	\$15.79	\$32,840	5.1	\$8.13	\$11.33	\$16.02	\$20.30	\$23.78	\$16,900	\$23,570	\$33,320	\$42,230	\$49,470
<b>51-0000</b>	<b>Production Occupations</b>	<b>4,130</b>	<b>4</b>	<b>\$12.91</b>	<b>\$26,860</b>	<b>2.4</b>	<b>\$7.90</b>	<b>\$9.68</b>	<b>\$11.70</b>	<b>\$14.45</b>	<b>\$20.19</b>	<b>\$16,430</b>	<b>\$20,140</b>	<b>\$24,330</b>	<b>\$30,060</b>	<b>\$41,990</b>
51-1011	First-line supervisors/managers of production and operating workers	250	6.2	\$22.25	\$46,280	2.3	\$13.66	\$18.62	\$21.99	\$26.55	\$30.50	\$28,410	\$38,730	\$45,740	\$55,220	\$63,450

# Data unavailable

Occupational Code	Occupational Title	Employment Estimate	Employment Percentage Relative Standard Error	Average Hourly Wage	Average Annual Wage	Wage Percentage Relative Standard Error	10th Percentile (Hourly)	25th Percentile (Hourly)	50th Percentile (Hourly)	75th Percentile (Hourly)	90th Percentile (Hourly)	10th Percentile (Annual)	25th Percentile (Annual)	50th Percentile (Annual)	75th Percentile (Annual)	90th Percentile (Annual)
51-2041	Structural metal fabricators and fitters	50	28.2	\$12.46	\$25,920	4.7	\$9.19	\$11.06	\$12.34	\$13.58	\$16.09	\$19,110	\$23,010	\$25,660	\$28,250	\$33,470
51-2092	Team assemblers	#	#	\$11.33	\$23,570	5.8	\$8.11	\$9.16	\$10.19	\$11.91	\$18.88	\$16,860	\$19,040	\$21,200	\$24,770	\$39,270
51-2099	Assemblers and fabricators, all other	50	20	\$9.44	\$19,630	2.4	\$7.33	\$8.07	\$9.21	\$10.81	\$12.26	\$15,260	\$16,780	\$19,160	\$22,490	\$25,490
51-3021	Butchers and meat cutters	100	27.2	\$12.92	\$26,870	12.7	\$7.43	\$8.34	\$12.47	\$18.22	\$20.84	\$15,460	\$17,350	\$25,930	\$37,900	\$43,350
51-3092	Food batchmakers	130	23.8	\$11.69	\$24,320	6.9	\$6.42	\$9.27	\$10.91	\$15.35	\$17.15	\$13,360	\$19,280	\$22,690	\$31,930	\$35,670
51-4031	Cutting, punching, and press machine setters, operators, and tenders, metal and plastic	30	13	\$11.00	\$22,890	4	\$9.10	\$9.62	\$10.50	\$11.87	\$13.55	\$18,920	\$20,010	\$21,840	\$24,680	\$28,180
51-4041	Machinists	130	16.6	\$14.21	\$29,550	3.7	\$10.35	\$12.01	\$13.76	\$16.46	\$19.23	\$21,530	\$24,990	\$28,610	\$34,250	\$40,000
51-4121	Welders, cutters, solderers, and brazers	280	18.2	\$15.24	\$31,690	6.4	\$8.94	\$11.44	\$13.71	\$16.58	\$23.09	\$18,600	\$23,790	\$28,520	\$34,490	\$48,030
51-5022	Prepress technicians and workers	#	#	\$15.37	\$31,970	15.2	\$9.66	\$10.62	\$14.69	\$17.39	\$24.74	\$20,090	\$22,090	\$30,560	\$36,180	\$51,470
51-6011	Laundry and dry-cleaning workers	170	41.8	\$8.41	\$17,490	9.4	\$5.80	\$6.68	\$8.85	\$10.08	\$10.81	\$12,060	\$13,900	\$18,410	\$20,970	\$22,480
51-8021	Stationary engineers and boiler operators	60	42.3	\$21.34	\$44,380	4.2	\$11.69	\$14.99	\$21.83	\$26.46	\$29.97	\$24,320	\$31,190	\$45,410	\$55,030	\$62,340
51-8031	Water and liquid waste treatment plant and system operators	170	18.9	\$15.24	\$31,710	3.7	\$11.18	\$12.27	\$13.87	\$18.45	\$21.40	\$23,250	\$25,520	\$28,850	\$38,380	\$44,520
51-8092	Gas plant operators	60	30.1	\$23.04	\$47,930	5.6	\$15.95	\$19.55	\$23.69	\$26.69	\$28.60	\$33,180	\$40,660	\$49,270	\$55,520	\$59,490
51-9021	Crushing, grinding, and polishing machine setters, operators, and tenders	#	#	\$12.80	\$26,610	7.9	\$9.38	\$11.72	\$12.90	\$14.07	\$16.38	\$19,500	\$24,370	\$26,820	\$29,270	\$34,080
51-9061	Inspectors, testers, sorters, samplers, and weighers	110	8	\$15.03	\$31,250	4.4	\$9.88	\$11.68	\$14.16	\$16.95	\$24.39	\$20,550	\$24,290	\$29,450	\$35,260	\$50,730
51-9071	Jewelers and precious stone and metal workers	#	#	\$7.22	\$15,020	9.1	\$5.51	\$6.06	\$6.97	\$8.15	\$9.79	\$11,470	\$12,600	\$14,490	\$16,940	\$20,350
51-9111	Packaging and filling machine operators and tenders	270	12	\$9.74	\$20,260	4.6	\$6.33	\$7.72	\$9.79	\$11.15	\$13.52	\$13,180	\$16,070	\$20,370	\$23,190	\$28,110
51-9121	Coating, painting, and spraying machine setters, operators, and tenders	30	33.8	\$11.43	\$23,770	4	\$9.25	\$10.09	\$11.54	\$13.09	\$13.91	\$19,230	\$20,980	\$24,000	\$27,220	\$28,930
51-9198	Helpers—production workers	110	27.2	\$12.72	\$26,450	6.2	\$8.53	\$10.10	\$11.77	\$15.61	\$17.78	\$17,730	\$21,010	\$24,490	\$32,470	\$36,990
51-9199	Production workers, all other	60	24.3	\$15.19	\$31,590	3.9	\$9.44	\$13.59	\$15.76	\$17.51	\$20.33	\$19,640	\$28,270	\$32,790	\$36,410	\$42,280
<b>53-0000</b>	<b>Transportation and Material Moving Occupations</b>	<b>5,220</b>	<b>4.9</b>	<b>\$11.75</b>	<b>\$24,450</b>	<b>3.6</b>	<b>\$6.51</b>	<b>\$8.20</b>	<b>\$10.56</b>	<b>\$13.98</b>	<b>\$19.10</b>	<b>\$13,540</b>	<b>\$17,060</b>	<b>\$21,950</b>	<b>\$29,070</b>	<b>\$39,740</b>
53-1021	First-line supervisors/managers of helpers, laborers, and material movers, hand	80	24.8	\$15.26	\$31,750	6.9	\$9.63	\$10.38	\$12.00	\$18.14	\$26.03	\$20,040	\$21,580	\$24,950	\$37,740	\$54,150
53-1031	First-line supervisors/managers of transportation and material-moving machine and vehicle operators	100	18.5	\$21.74	\$45,230	5.9	\$10.70	\$15.50	\$22.89	\$27.43	\$30.43	\$22,250	\$32,240	\$47,610	\$57,050	\$63,300
53-3011	Ambulance drivers and attendants, except emergency medical technicians	#	#	\$11.65	\$24,230	5.8	\$8.89	\$9.91	\$10.79	\$11.83	\$18.92	\$18,500	\$20,610	\$22,440	\$24,600	\$39,360
53-3022	Bus drivers, school	400	7	\$12.50	\$26,000	1.9	\$8.67	\$10.11	\$11.98	\$14.43	\$17.70	\$18,040	\$21,030	\$24,910	\$30,010	\$36,810
53-3031	Driver/sales workers	210	21.1	\$10.69	\$22,230	6.2	\$6.07	\$7.90	\$10.11	\$12.70	\$16.78	\$12,620	\$16,420	\$21,020	\$26,410	\$34,900
53-3032	Truck drivers, heavy and tractor-trailer	1,080	13.3	\$14.92	\$31,040	7	\$8.12	\$10.34	\$14.15	\$18.80	\$22.30	\$16,900	\$21,510	\$29,440	\$39,110	\$46,390
53-3033	Truck drivers, light or delivery services	450	12.7	\$13.82	\$28,750	8.4	\$7.46	\$9.11	\$11.75	\$18.53	\$23.38	\$15,510	\$18,950	\$24,430	\$38,550	\$48,630

# Data unavailable

Occupational Code	Occupational Title	Employment Estimate	Employment Percentage Relative Standard Error	Average Hourly Wage	Average Annual Wage	Wage Percentage Relative Standard Error	10th Percentile (Hourly)	25th Percentile (Hourly)	50th Percentile (Hourly)	75th Percentile (Hourly)	90th Percentile (Hourly)	10th Percentile (Annual)	25th Percentile (Annual)	50th Percentile (Annual)	75th Percentile (Annual)	90th Percentile (Annual)
53-3041	Taxi drivers and chauffeurs	50	45.5	\$9.08	\$18,880	12.8	\$5.94	\$6.89	\$8.10	\$10.05	\$15.87	\$12,350	\$14,330	\$16,850	\$20,910	\$33,000
53-6031	Service station attendants	120	40.6	\$8.64	\$17,970	2.7	\$6.11	\$7.23	\$9.09	\$10.17	\$10.86	\$12,710	\$15,030	\$18,900	\$21,160	\$22,590
53-7011	Conveyor operators and tenders	#	#	\$10.95	\$22,770	4.5	\$9.50	\$9.94	\$10.67	\$11.45	\$13.04	\$19,760	\$20,680	\$22,200	\$23,830	\$27,120
53-7051	Industrial truck and tractor operators	220	23	\$11.14	\$23,180	4.2	\$6.96	\$8.44	\$10.43	\$12.78	\$16.43	\$14,480	\$17,560	\$21,690	\$26,590	\$34,180
53-7061	Cleaners of vehicles and equipment	180	29.5	\$7.70	\$16,010	8.4	\$5.60	\$6.11	\$7.07	\$9.46	\$10.72	\$11,640	\$12,710	\$14,700	\$19,680	\$22,310
53-7062	Laborers and freight, stock, and material movers, hand	1,150	11.7	\$9.28	\$19,290	3.1	\$5.95	\$6.88	\$8.86	\$10.99	\$13.72	\$12,380	\$14,310	\$18,420	\$22,860	\$28,540
53-7063	Machine feeders and offbearers	90	30.1	\$10.53	\$21,910	8.5	\$7.45	\$8.50	\$10.12	\$12.08	\$14.73	\$15,500	\$17,690	\$21,040	\$25,120	\$30,640
53-7064	Packers and packagers, hand	430	32.5	\$8.42	\$17,520	4.9	\$6.11	\$7.17	\$8.19	\$9.60	\$11.16	\$12,710	\$14,910	\$17,030	\$19,960	\$23,210
53-7081	Refuse and recyclable material collectors	90	29.8	\$11.90	\$24,750	2.2	\$8.59	\$9.94	\$11.71	\$13.77	\$16.02	\$17,870	\$20,680	\$24,360	\$28,650	\$33,320

# Data unavailable

Occupational Code	Occupational Title	Employment Estimate	Employment Percentage Relative Standard Error	Average Hourly Wage	Average Annual Wage	Wage Percentage Relative Standard Error	10th Percentile (Hourly)	25th Percentile (Hourly)	50th Percentile (Hourly)	75th Percentile (Hourly)	90th Percentile (Hourly)	10th Percentile (Annual)	25th Percentile (Annual)	50th Percentile (Annual)	75th Percentile (Annual)	90th Percentile (Annual)
<b>00-0000</b>	<b>Total All Occupations</b>	<b>107,540</b>	<b>1.17</b>	<b>\$16.56</b>	<b>\$34,440</b>	<b>1.04</b>	<b>\$7.50</b>	<b>\$9.91</b>	<b>\$14.08</b>	<b>\$20.60</b>	<b>\$28.16</b>	<b>\$15,605</b>	<b>\$20,619</b>	<b>\$29,295</b>	<b>\$42,858</b>	<b>\$58,576</b>
<b>11-0000</b>	<b>Management Occupations</b>	<b>4,320</b>	<b>4.6</b>	<b>\$30.37</b>	<b>\$63,180</b>	<b>1.3</b>	<b>\$13.84</b>	<b>\$19.79</b>	<b>\$27.93</b>	<b>\$37.78</b>	<b>\$48.95</b>	<b>\$28,790</b>	<b>\$41,170</b>	<b>\$58,100</b>	<b>\$78,590</b>	<b>\$101,820</b>
11-1011	Chief executives	90	10.7	\$45.38	\$94,390	3.2	\$26.65	\$34.68	\$41.04	\$53.67	#	\$55,430	\$72,130	\$85,360	\$111,630	#
11-1021	General and operations managers	1,690	6.5	\$31.87	\$66,290	2.2	\$13.85	\$21.15	\$27.88	\$37.98	\$53.66	\$28,820	\$43,990	\$57,990	\$78,990	\$111,610
11-2021	Marketing managers	80	20.9	\$36.14	\$75,160	5.7	\$19.96	\$26.85	\$34.94	\$41.76	\$46.51	\$41,510	\$55,840	\$72,680	\$86,870	\$96,740
11-2022	Sales managers	60	16.9	\$39.10	\$81,320	6.4	\$20.91	\$24.44	\$34.57	\$51.77	\$66.84	\$43,490	\$50,830	\$71,900	\$107,680	\$139,020
11-3011	Administrative services managers	110	14.2	\$27.34	\$56,870	4.4	\$14.51	\$18.79	\$27.38	\$34.85	\$41.98	\$30,170	\$39,090	\$56,960	\$72,490	\$87,320
11-3021	Computer and information systems managers	#	#	\$33.66	\$70,010	3	\$22.80	\$26.44	\$32.15	\$38.93	\$51.02	\$47,420	\$55,000	\$66,880	\$80,980	\$106,110
11-3031	Financial managers	170	13.9	\$37.62	\$78,240	3.5	\$23.87	\$28.14	\$37.20	\$44.66	\$52.33	\$49,650	\$58,540	\$77,390	\$92,900	\$108,850
11-3051	Industrial production managers	50	34.5	\$30.03	\$62,460	5.8	\$17.99	\$19.72	\$24.55	\$41.58	\$49.64	\$37,410	\$41,020	\$51,070	\$86,480	\$103,260
11-3071	Transportation, storage, and distribution managers	40	11.6	\$30.75	\$63,970	3.3	\$20.13	\$23.48	\$28.44	\$38.14	\$45.02	\$41,870	\$48,850	\$59,160	\$79,340	\$93,650
11-9021	Construction managers	320	22	\$36.38	\$75,680	7.9	\$20.32	\$27.13	\$35.91	\$46.69	\$52.89	\$42,260	\$56,430	\$74,690	\$97,110	\$110,010
11-9031	Education administrators, preschool and child care center/program	40	30.7	\$17.30	\$35,980	6	\$13.13	\$14.27	\$15.68	\$19.52	\$22.31	\$27,310	\$29,680	\$32,620	\$40,600	\$46,390
11-9032	Education administrators, elementary and secondary school	240	6.9	#	\$64,530	1.2	#	#	#	#	#	\$48,540	\$55,360	\$63,670	\$73,500	\$84,980
11-9033	Education administrators, postsecondary	60	21.2	\$34.30	\$71,350	6.4	\$21.90	\$27.86	\$32.31	\$36.82	\$50.13	\$45,550	\$57,940	\$67,200	\$76,580	\$104,270
11-9039	Education administrators, all other	40	46.3	\$22.13	\$46,040	10.2	\$15.70	\$16.61	\$18.08	\$22.27	\$41.21	\$32,660	\$34,540	\$37,610	\$46,320	\$85,710
11-9041	Engineering managers	#	#	\$41.39	\$86,080	3.6	\$30.85	\$34.66	\$42.20	\$47.89	\$53.78	\$64,160	\$72,090	\$87,790	\$99,620	\$111,860
11-9051	Food service managers	#	#	\$20.17	\$41,950	5.3	\$11.73	\$13.36	\$19.06	\$21.66	\$29.71	\$24,390	\$27,790	\$39,640	\$45,050	\$61,790
11-9081	Lodging managers	160	43.3	\$16.18	\$33,660	8.4	\$9.90	\$11.33	\$13.57	\$18.54	\$24.04	\$20,590	\$23,560	\$28,230	\$38,560	\$50,000
11-9111	Medical and health services managers	160	14.6	\$30.11	\$62,640	3.2	\$16.24	\$21.92	\$30.25	\$36.22	\$43.64	\$33,780	\$45,590	\$62,920	\$75,350	\$90,760
11-9121	Natural sciences managers	#	#	\$33.89	\$70,500	2.1	\$26.16	\$31.38	\$34.49	\$37.90	\$43.38	\$54,410	\$65,270	\$71,730	\$78,840	\$90,220
11-9131	Postmasters and mail superintendents	60	0	\$25.11	\$52,230	1.1	\$15.32	\$20.39	\$25.64	\$30.59	\$35.66	\$31,860	\$42,410	\$53,330	\$63,640	\$74,160
11-9141	Property, real estate, and community association managers	180	22.9	\$20.13	\$41,870	13.1	\$7.89	\$13.94	\$16.72	\$19.60	\$41.35	\$16,410	\$29,000	\$34,770	\$40,770	\$86,010
11-9151	Social and community service managers	90	11.9	\$24.91	\$51,810	3	\$15.90	\$18.57	\$22.42	\$29.47	\$38.34	\$33,080	\$38,640	\$46,630	\$61,290	\$79,750
11-9199	Managers, all other	250	13.8	\$29.28	\$60,910	6.7	\$15.93	\$20.13	\$26.03	\$35.90	\$44.24	\$33,130	\$41,880	\$54,150	\$74,660	\$92,030
<b>13-0000</b>	<b>Business and Financial Operations Occupations</b>	<b>2,720</b>	<b>6.6</b>	<b>\$24.47</b>	<b>\$50,890</b>	<b>2.5</b>	<b>\$12.86</b>	<b>\$16.40</b>	<b>\$21.84</b>	<b>\$29.51</b>	<b>\$39.77</b>	<b>\$26,750</b>	<b>\$34,110</b>	<b>\$45,430</b>	<b>\$61,390</b>	<b>\$82,720</b>
13-1022	Wholesale and retail buyers, except farm products	120	31.3	\$18.65	\$38,780	7.1	\$12.45	\$14.02	\$16.63	\$21.00	\$27.61	\$25,900	\$29,150	\$34,590	\$43,690	\$57,430
13-1023	Purchasing agents, except wholesale, retail, and farm products	110	21.7	\$21.42	\$44,550	3.5	\$14.18	\$15.63	\$19.23	\$26.08	\$33.41	\$29,490	\$32,510	\$40,000	\$54,250	\$69,490
13-1031	Claims adjusters, examiners, and investigators	40	21.5	\$29.35	\$61,040	8	\$17.90	\$20.67	\$28.61	\$36.93	\$44.58	\$37,240	\$42,990	\$59,510	\$76,800	\$92,720

# Data unavailable

Occupational Code	Occupational Title	Employment Estimate	Employment Percentage Relative Standard Error	Average Hourly Wage	Average Annual Wage	Wage Percentage Relative Standard Error	10th Percentile (Hourly)	25th Percentile (Hourly)	50th Percentile (Hourly)	75th Percentile (Hourly)	90th Percentile (Hourly)	10th Percentile (Annual)	25th Percentile (Annual)	50th Percentile (Annual)	75th Percentile (Annual)	90th Percentile (Annual)
13-1041	Compliance officers, except agriculture, construction, health and safety, and transportation	180	19.7	\$23.41	\$48,690	4.1	\$12.43	\$14.55	\$21.41	\$30.27	\$40.90	\$25,860	\$30,270	\$44,540	\$62,960	\$85,080
13-1051	Cost estimators	190	33.3	\$23.58	\$49,050	4.9	\$14.62	\$18.90	\$22.11	\$26.80	\$36.21	\$30,400	\$39,320	\$45,990	\$55,740	\$75,320
13-1071	Employment, recruitment, and placement specialists	40	23.3	\$26.38	\$54,870	19	\$15.21	\$16.73	\$20.31	\$28.58	\$37.15	\$31,640	\$34,790	\$42,250	\$59,450	\$77,270
13-1072	Compensation, benefits, and job analysis specialists	30	12	\$21.70	\$45,140	3.2	\$12.36	\$15.36	\$19.02	\$27.90	\$34.42	\$25,710	\$31,950	\$39,570	\$58,040	\$71,600
13-1073	Training and development specialists	70	12.2	\$19.71	\$41,000	4.4	\$10.61	\$13.91	\$18.64	\$25.58	\$31.78	\$22,060	\$28,930	\$38,770	\$53,200	\$66,110
13-1079	Human resources, training, and labor relations specialists, all other	40	9.9	\$24.79	\$51,570	2.5	\$14.42	\$17.54	\$25.36	\$31.25	\$35.83	\$29,990	\$36,490	\$52,750	\$64,990	\$74,530
13-1111	Management analysts	40	29.2	\$26.54	\$55,200	13.5	\$11.92	\$13.14	\$21.57	\$35.39	\$58.43	\$24,790	\$27,340	\$44,860	\$73,620	\$121,540
13-1121	Meeting and convention planners	#	#	\$12.82	\$26,670	12.6	\$9.23	\$9.81	\$10.78	\$16.04	\$18.80	\$19,200	\$20,400	\$22,420	\$33,370	\$39,110
13-1199	Business operations specialists, all other	530	10.5	\$25.03	\$52,070	4.4	\$12.84	\$17.97	\$23.13	\$29.94	\$40.16	\$26,700	\$37,370	\$48,120	\$62,260	\$83,530
13-2011	Accountants and auditors	610	13	\$27.33	\$56,850	4.8	\$15.36	\$18.30	\$23.39	\$33.27	\$45.92	\$31,950	\$38,060	\$48,660	\$69,200	\$95,520
13-2021	Appraisers and assessors of real estate	50	6.8	\$19.34	\$40,230	2.3	\$12.61	\$14.74	\$17.98	\$22.93	\$28.73	\$26,230	\$30,660	\$37,390	\$47,700	\$59,750
13-2041	Credit analysts	60	35.1	\$23.92	\$49,750	14.6	\$14.05	\$15.54	\$21.11	\$32.07	\$35.80	\$29,230	\$32,310	\$43,910	\$66,710	\$74,460
13-2051	Financial analysts	#	#	\$41.53	\$86,380	13.5	\$16.19	\$22.05	\$37.92	\$45.66	#	\$33,680	\$45,860	\$78,880	\$94,970	#
13-2052	Personal financial advisors	70	33.4	\$21.78	\$45,310	24.8	\$8.99	\$10.36	\$16.11	\$31.90	\$48.91	\$18,700	\$21,540	\$33,520	\$66,360	\$101,740
13-2071	Loan counselors	#	#	\$20.03	\$41,660	3.6	\$14.78	\$16.07	\$19.66	\$24.12	\$26.67	\$30,740	\$33,430	\$40,890	\$50,170	\$55,480
13-2072	Loan officers	220	23.7	\$28.61	\$59,510	12.1	\$14.74	\$20.47	\$26.58	\$32.89	\$42.27	\$30,650	\$42,570	\$55,280	\$68,400	\$87,910
13-2099	Financial specialists, all other	100	32.3	\$22.44	\$46,680	10.1	\$13.90	\$15.76	\$19.06	\$24.57	\$30.28	\$28,910	\$32,780	\$39,650	\$51,110	\$62,980
<b>15-0000</b>	<b>Computer and Mathematical Occupations</b>	<b>810</b>	<b>7</b>	<b>\$25.44</b>	<b>\$52,920</b>	<b>3.6</b>	<b>\$13.20</b>	<b>\$18.44</b>	<b>\$24.47</b>	<b>\$31.06</b>	<b>\$38.60</b>	<b>\$27,450</b>	<b>\$38,350</b>	<b>\$50,900</b>	<b>\$64,610</b>	<b>\$80,290</b>
15-1021	Computer programmers	40	27.2	\$29.74	\$61,860	17	\$13.91	\$18.39	\$24.25	\$41.63	\$52.25	\$28,940	\$38,260	\$50,430	\$86,580	\$108,680
15-1031	Computer software engineers, applications	30	36.2	\$34.01	\$70,740	2.7	\$25.53	\$29.61	\$33.15	\$37.26	\$45.86	\$53,100	\$61,580	\$68,950	\$77,490	\$95,380
15-1041	Computer support specialists	300	17.3	\$20.59	\$42,830	6.5	\$12.18	\$15.19	\$19.70	\$25.00	\$29.49	\$25,340	\$31,590	\$40,970	\$52,010	\$61,330
15-1051	Computer systems analysts	#	#	\$28.50	\$59,280	2.3	\$18.96	\$22.06	\$27.98	\$34.17	\$41.82	\$39,430	\$45,890	\$58,190	\$71,080	\$86,990
15-1071	Network and computer systems administrators	110	8.7	\$25.62	\$53,300	1.8	\$18.49	\$21.48	\$25.89	\$29.73	\$34.08	\$38,460	\$44,680	\$53,850	\$61,840	\$70,890
15-1081	Network systems and data communications analysts	#	#	\$27.51	\$57,220	8.3	\$15.56	\$21.62	\$28.41	\$33.69	\$37.47	\$32,360	\$44,970	\$59,100	\$70,070	\$77,940
15-1099	Computer specialists, all other	80	13	\$24.82	\$51,620	9	\$9.99	\$13.95	\$24.10	\$31.36	\$37.41	\$20,770	\$29,020	\$50,120	\$65,230	\$77,810
<b>17-0000</b>	<b>Architecture and Engineering Occupations</b>	<b>1,520</b>	<b>7</b>	<b>\$27.84</b>	<b>\$57,900</b>	<b>2.4</b>	<b>\$15.24</b>	<b>\$21.19</b>	<b>\$27.42</b>	<b>\$34.66</b>	<b>\$42.14</b>	<b>\$31,700</b>	<b>\$44,070</b>	<b>\$57,020</b>	<b>\$72,100</b>	<b>\$87,660</b>
17-1011	Architects, except landscape and naval	60	46.7	\$28.23	\$58,720	11.1	\$17.27	\$22.96	\$31.03	\$34.04	\$35.84	\$35,930	\$47,760	\$64,540	\$70,800	\$74,550
17-1012	Landscape architects	80	42.5	\$27.54	\$57,290	2.4	\$22.58	\$25.24	\$27.25	\$29.73	\$32.24	\$46,960	\$52,500	\$56,670	\$61,840	\$67,070
17-1022	Surveyors	210	18.5	\$25.88	\$53,840	7	\$15.42	\$20.12	\$25.56	\$32.61	\$37.36	\$32,070	\$41,840	\$53,160	\$67,830	\$77,710
17-2051	Civil engineers	240	21	\$30.71	\$63,870	4.5	\$20.42	\$25.24	\$29.96	\$36.73	\$43.75	\$42,480	\$52,500	\$62,330	\$76,410	\$90,990
17-2071	Electrical engineers	70	43.7	\$36.67	\$76,270	3.3	\$26.20	\$32.39	\$38.19	\$43.01	\$46.19	\$54,500	\$67,370	\$79,440	\$89,460	\$96,080

# Data unavailable

Occupational Code	Occupational Title	Employment Estimate	Employment Percentage Relative Standard Error	Average Hourly Wage	Average Annual Wage	Wage Percentage Relative Standard Error	10th Percentile (Hourly)	25th Percentile (Hourly)	50th Percentile (Hourly)	75th Percentile (Hourly)	90th Percentile (Hourly)	10th Percentile (Annual)	25th Percentile (Annual)	50th Percentile (Annual)	75th Percentile (Annual)	90th Percentile (Annual)
17-2072	Electronics engineers, except computer	40	44	\$28.79	\$59,890	7.1	\$17.32	\$26.36	\$29.03	\$31.31	\$38.42	\$36,020	\$54,840	\$60,370	\$65,130	\$79,920
17-2141	Mechanical engineers	#	#	\$40.97	\$85,210	3.7	\$28.21	\$36.44	\$42.76	\$46.78	\$49.18	\$58,670	\$75,790	\$88,940	\$97,300	\$102,290
17-2151	Mining and geological engineers, including mining safety engineers	40	24.4	\$33.31	\$69,280	2.3	\$24.47	\$27.34	\$32.11	\$38.15	\$45.00	\$50,900	\$56,860	\$66,780	\$79,360	\$93,600
17-2171	Petroleum engineers	#	#	\$37.69	\$78,400	2.6	\$26.38	\$30.10	\$37.97	\$44.42	\$49.70	\$54,870	\$62,620	\$78,990	\$92,390	\$103,380
17-3011	Architectural and civil drafters	140	19.2	\$24.54	\$51,050	13.1	\$13.53	\$15.16	\$22.42	\$31.50	\$42.22	\$28,130	\$31,520	\$46,630	\$65,520	\$87,820
17-3019	Drafters, all other	#	#	\$20.64	\$42,940	8.3	\$18.09	\$19.06	\$20.66	\$22.27	\$25.76	\$37,630	\$39,640	\$42,980	\$46,310	\$53,580
17-3022	Civil engineering technicians	#	#	\$21.10	\$43,900	8.2	\$12.78	\$14.52	\$21.46	\$26.27	\$29.37	\$26,580	\$30,190	\$44,640	\$54,650	\$61,100
17-3023	Electrical and electronic engineering technicians	40	31.4	\$24.88	\$51,740	1.8	\$20.32	\$22.45	\$25.07	\$27.68	\$29.73	\$42,260	\$46,690	\$52,150	\$57,570	\$61,830
17-3026	Industrial engineering technicians	30	23.6	\$27.77	\$57,760	6.9	\$23.12	\$24.78	\$27.55	\$32.01	\$34.82	\$48,090	\$51,550	\$57,310	\$66,580	\$72,430
17-3029	Engineering technicians, except drafters, all other	140	26.8	\$22.72	\$47,250	1.8	\$14.61	\$18.13	\$22.89	\$27.68	\$30.66	\$30,390	\$37,700	\$47,610	\$57,570	\$63,780
17-3031	Surveying and mapping technicians	130	25.6	\$17.81	\$37,040	13.4	\$8.35	\$11.67	\$16.25	\$25.30	\$28.11	\$17,370	\$24,270	\$33,810	\$52,630	\$58,460
<b>19-0000</b>	<b>Life, Physical, and Social Science Occupations</b>	<b>1,480</b>	<b>4.6</b>	<b>\$21.15</b>	<b>\$43,980</b>	<b>1.8</b>	<b>\$12.34</b>	<b>\$14.24</b>	<b>\$18.98</b>	<b>\$27.06</b>	<b>\$33.59</b>	<b>\$25,670</b>	<b>\$29,630</b>	<b>\$39,470</b>	<b>\$56,290</b>	<b>\$69,860</b>
19-1023	Zoologists and wildlife biologists	50	10.6	\$25.15	\$52,320	4.6	\$10.99	\$20.14	\$26.24	\$31.42	\$37.11	\$22,850	\$41,880	\$54,580	\$65,350	\$77,180
19-1029	Biological scientists, all other	80	0	\$26.19	\$54,470	1.1	\$14.51	\$21.72	\$27.19	\$32.32	\$36.48	\$30,180	\$45,180	\$56,550	\$67,230	\$75,870
19-1031	Conservation scientists	90	0	\$27.81	\$57,840	1	\$20.47	\$24.59	\$28.06	\$32.03	\$36.42	\$42,580	\$51,140	\$58,370	\$66,630	\$75,750
19-1032	Foresters	50	13.9	\$25.83	\$53,730	1.4	\$20.16	\$23.05	\$26.39	\$29.05	\$30.82	\$41,920	\$47,940	\$54,900	\$60,420	\$64,100
19-2041	Environmental scientists and specialists, including health	#	#	\$28.41	\$59,100	10.9	\$18.83	\$20.79	\$27.40	\$35.64	\$42.37	\$39,160	\$43,230	\$57,000	\$74,120	\$88,120
19-2042	Geoscientists, except hydrologists and geographers	40	26.1	\$29.41	\$61,180	2.2	\$21.41	\$25.01	\$29.72	\$33.95	\$37.59	\$44,530	\$52,020	\$61,810	\$70,620	\$78,190
19-3021	Market research analysts	30	23.2	\$29.49	\$61,330	27	\$13.04	\$15.14	\$17.90	\$24.96	#	\$27,130	\$31,490	\$37,230	\$51,910	#
19-3031	Clinical, counseling, and school psychologists	40	15.4	\$32.23	\$67,040	2.3	\$25.97	\$28.55	\$31.29	\$36.21	\$42.06	\$54,020	\$59,370	\$65,080	\$75,310	\$87,490
19-3051	Urban and regional planners	60	15.3	\$25.54	\$53,110	2.7	\$17.33	\$19.75	\$23.06	\$32.00	\$37.20	\$36,050	\$41,080	\$47,970	\$66,570	\$77,380
19-3091	Anthropologists and archeologists	130	44.6	\$19.52	\$40,610	10.1	\$14.28	\$15.26	\$16.74	\$24.46	\$29.07	\$29,690	\$31,730	\$34,830	\$50,870	\$60,460
19-4021	Biological technicians	170	10.7	\$15.37	\$31,960	1.5	\$12.12	\$12.97	\$14.32	\$16.68	\$22.00	\$25,220	\$26,970	\$29,780	\$34,680	\$45,760
19-4031	Chemical technicians	80	7	\$20.01	\$41,630	2.4	\$14.97	\$16.74	\$19.83	\$23.05	\$26.96	\$31,130	\$34,810	\$41,240	\$47,950	\$56,070
19-4041	Geological and petroleum technicians	#	#	\$25.98	\$54,030	15.7	\$12.80	\$16.89	\$24.76	\$30.16	\$36.58	\$26,620	\$35,130	\$51,500	\$62,730	\$76,080
19-4093	Forest and conservation technicians	410	0	\$15.30	\$31,820	1	\$10.99	\$12.53	\$14.13	\$16.99	\$22.30	\$22,860	\$26,060	\$29,400	\$35,330	\$46,380
19-4099	Life, physical, and social science technicians, all other	70	17.6	\$20.19	\$42,000	5.7	\$12.57	\$15.94	\$20.51	\$24.17	\$28.50	\$26,140	\$33,160	\$42,670	\$50,270	\$59,280
<b>21-0000</b>	<b>Community and Social Services Occupations</b>	<b>1,400</b>	<b>6.6</b>	<b>\$16.25</b>	<b>\$33,800</b>	<b>2.4</b>	<b>\$8.11</b>	<b>\$10.80</b>	<b>\$15.60</b>	<b>\$19.93</b>	<b>\$25.95</b>	<b>\$16,880</b>	<b>\$22,470</b>	<b>\$32,450</b>	<b>\$41,460</b>	<b>\$53,970</b>
21-1011	Substance abuse and behavioral disorder counselors	#	#	\$17.36	\$36,120	9.7	\$10.13	\$11.90	\$15.09	\$17.85	\$24.40	\$21,060	\$24,760	\$31,380	\$37,130	\$50,750
21-1012	Educational, vocational, and school counselors	200	4.6	\$19.70	\$40,980	1.9	\$13.26	\$15.82	\$19.16	\$23.23	\$27.43	\$27,590	\$32,910	\$39,860	\$48,330	\$57,060

# Data unavailable



Occupational Code	Occupational Title	Employment Estimate	Employment Percentage Relative Standard Error	Average Hourly Wage	Average Annual Wage	Wage Percentage Relative Standard Error	10th Percentile (Hourly)	25th Percentile (Hourly)	50th Percentile (Hourly)	75th Percentile (Hourly)	90th Percentile (Hourly)	10th Percentile (Annual)	25th Percentile (Annual)	50th Percentile (Annual)	75th Percentile (Annual)	90th Percentile (Annual)
21-1014	Mental health counselors	90	42.6	\$18.21	\$37,880	4.6	\$12.52	\$14.46	\$17.37	\$22.10	\$26.37	\$26,040	\$30,070	\$36,140	\$45,960	\$54,850
21-1015	Rehabilitation counselors	#	#	\$11.69	\$24,320	18	\$9.04	\$9.47	\$10.19	\$10.91	\$19.02	\$18,810	\$19,710	\$21,200	\$22,690	\$39,550
21-1021	Child, family, and school social workers	120	16.8	\$16.23	\$33,760	4.3	\$10.18	\$12.54	\$15.50	\$18.28	\$24.65	\$21,180	\$26,070	\$32,250	\$38,030	\$51,280
21-1022	Medical and public health social workers	40	12.7	\$21.12	\$43,930	2.1	\$15.14	\$17.43	\$20.93	\$24.82	\$28.62	\$31,490	\$36,250	\$43,540	\$51,630	\$59,530
21-1029	Social workers, all other	70	7.2	\$21.07	\$43,820	4.4	\$15.96	\$17.31	\$20.13	\$24.90	\$28.34	\$33,200	\$36,010	\$41,880	\$51,790	\$58,950
21-1091	Health educators	30	28.4	\$20.96	\$43,590	8.9	\$11.74	\$13.21	\$21.58	\$26.91	\$31.95	\$24,420	\$27,480	\$44,890	\$55,970	\$66,460
21-1092	Probation officers and correctional treatment specialists	70	1.5	\$22.31	\$46,400	2.3	\$16.31	\$17.56	\$19.92	\$27.11	\$31.10	\$33,930	\$36,530	\$41,430	\$56,390	\$64,690
21-1093	Social and human service assistants	260	12.2	\$11.49	\$23,890	8	\$6.17	\$7.30	\$10.34	\$15.30	\$18.52	\$12,830	\$15,180	\$21,500	\$31,810	\$38,520
21-1099	Community and social service specialists, all other	100	17.2	\$16.14	\$33,560	3.5	\$10.62	\$12.28	\$14.36	\$17.92	\$26.45	\$22,090	\$25,550	\$29,880	\$37,270	\$55,010
<b>23-0000</b>	<b>Legal Occupations</b>	<b>490</b>	<b>21</b>	<b>\$36.08</b>	<b>\$75,040</b>	<b>11.7</b>	<b>\$15.37</b>	<b>\$18.98</b>	<b>\$28.15</b>	<b>\$45.91</b>	<b>#</b>	<b>\$31,960</b>	<b>\$39,480</b>	<b>\$58,560</b>	<b>\$95,480</b>	<b>#</b>
23-1011	Lawyers	#	#	\$46.99	\$97,740	14.9	\$23.99	\$27.66	\$36.13	\$56.84	#	\$49,890	\$57,530	\$75,160	\$118,220	#
23-1023	Judges, magistrate judges, and magistrates	60	27.4	\$45.73	\$95,120	5.4	\$27.25	\$31.42	\$49.93	\$55.70	\$60.75	\$56,680	\$65,350	\$103,850	\$115,850	\$126,370
23-2011	Paralegals and legal assistants	90	43.9	\$17.28	\$35,950	9.1	\$11.83	\$14.15	\$16.51	\$18.99	\$25.48	\$24,610	\$29,430	\$34,330	\$39,500	\$53,000
23-2093	Title examiners, abstractors, and searchers	90	36	\$24.62	\$51,200	16.4	\$13.68	\$16.20	\$19.16	\$25.70	\$49.20	\$28,460	\$33,700	\$39,860	\$53,460	\$102,340
<b>25-0000</b>	<b>Education, Training, and Library Occupations</b>	<b>6,370</b>	<b>5.4</b>	<b>\$19.07</b>	<b>\$39,670</b>	<b>3</b>	<b>\$10.57</b>	<b>\$13.51</b>	<b>\$17.64</b>	<b>\$22.08</b>	<b>\$27.26</b>	<b>\$21,980</b>	<b>\$28,110</b>	<b>\$36,700</b>	<b>\$45,930</b>	<b>\$56,700</b>
25-1194	Vocational education teachers, postsecondary	150	28.5	\$20.08	\$41,770	15.5	\$12.22	\$14.21	\$18.01	\$26.74	\$29.47	\$25,420	\$29,550	\$37,450	\$55,620	\$61,290
25-1199	Postsecondary teachers, all other	260	19.6	#	\$59,940	20.9	#	#	#	#	#	\$27,800	\$32,230	\$38,100	\$84,800	\$115,540
25-2011	Preschool teachers, except special education	190	31.8	\$12.19	\$25,360	2.3	\$9.14	\$10.22	\$11.56	\$13.73	\$16.63	\$19,020	\$21,250	\$24,040	\$28,550	\$34,590
25-2012	Kindergarten teachers, except special education	140	9.8	#	\$40,730	1.2	#	#	#	#	#	\$30,530	\$34,160	\$40,400	\$46,780	\$53,120
25-2021	Elementary school teachers, except special education	1,280	6.7	#	\$40,780	1	#	#	#	#	#	\$29,930	\$34,070	\$40,300	\$46,890	\$54,370
25-2022	Middle school teachers, except special and vocational education	750	8.2	#	\$40,460	0.9	#	#	#	#	#	\$29,980	\$33,970	\$39,940	\$46,060	\$53,110
25-2031	Secondary school teachers, except special and vocational education	1,010	7.7	#	\$40,390	1	#	#	#	#	#	\$30,060	\$33,760	\$39,310	\$46,570	\$54,130
25-2032	Vocational education teachers, secondary school	30	4	#	\$44,150	1.8	#	#	#	#	#	\$32,110	\$35,460	\$42,310	\$50,430	\$62,550
25-2041	Special education teachers, preschool, kindergarten, and elementary school	110	5.6	#	\$43,320	1.3	#	#	#	#	#	\$31,170	\$37,110	\$43,430	\$49,900	\$56,480
25-2042	Special education teachers, middle school	60	2.8	#	\$43,880	1.3	#	#	#	#	#	\$32,720	\$38,460	\$43,710	\$49,900	\$57,290
25-2043	Special education teachers, secondary school	70	3.6	#	\$41,500	1.3	#	#	#	#	#	\$31,520	\$34,590	\$39,620	\$45,660	\$56,590
25-3011	Adult literacy, remedial education, and GED teachers and instructors	#	#	\$16.57	\$34,470	2.8	\$11.02	\$14.44	\$15.69	\$17.13	\$25.43	\$22,920	\$30,030	\$32,630	\$35,630	\$52,890
25-3021	Self-enrichment education teachers	60	9.4	\$15.91	\$33,100	9.3	\$11.15	\$11.79	\$12.83	\$13.86	\$17.10	\$23,200	\$24,520	\$26,680	\$28,840	\$35,560

# Data unavailable

Occupational Code	Occupational Title	Employment Estimate	Employment Percentage Relative Standard Error	Average Hourly Wage	Average Annual Wage	Wage Percentage Relative Standard Error	10th Percentile (Hourly)	25th Percentile (Hourly)	50th Percentile (Hourly)	75th Percentile (Hourly)	90th Percentile (Hourly)	10th Percentile (Annual)	25th Percentile (Annual)	50th Percentile (Annual)	75th Percentile (Annual)	90th Percentile (Annual)
25-3099	Teachers and instructors, all other	430	10.9	#	\$35,530	3.2	#	#	#	#	#	\$22,460	\$26,120	\$34,090	\$43,340	\$51,020
25-4021	Librarians	150	24.1	\$21.80	\$45,340	3.1	\$12.91	\$15.97	\$19.67	\$26.75	\$35.68	\$26,860	\$33,210	\$40,920	\$55,650	\$74,220
25-4031	Library technicians	220	22	\$12.38	\$25,760	3.1	\$9.51	\$10.38	\$11.82	\$13.74	\$15.78	\$19,790	\$21,600	\$24,580	\$28,570	\$32,820
25-9041	Teacher assistants	940	4.3	#	\$22,250	1.6	#	#	#	#	#	\$16,820	\$19,870	\$22,140	\$24,650	\$28,470
<b>27-0000</b>	<b>Arts, Design, Entertainment, Sports, and Media Occupations</b>	<b>1,180</b>	<b>9</b>	<b>\$16.12</b>	<b>\$33,540</b>	<b>5.1</b>	<b>\$7.20</b>	<b>\$9.88</b>	<b>\$13.91</b>	<b>\$20.15</b>	<b>\$26.94</b>	<b>\$14,980</b>	<b>\$20,550</b>	<b>\$28,940</b>	<b>\$41,910</b>	<b>\$56,030</b>
27-1012	Craft artists	#	#	\$10.69	\$22,240	15.2	\$6.43	\$7.54	\$9.20	\$10.73	\$14.46	\$13,380	\$15,680	\$19,130	\$22,310	\$30,080
27-1021	Commercial and industrial designers	40	39	\$19.61	\$40,780	5.5	\$14.65	\$16.72	\$18.81	\$21.01	\$29.16	\$30,480	\$34,790	\$39,130	\$43,710	\$60,660
27-1023	Floral designers	80	7.8	\$11.04	\$22,970	12.3	\$5.99	\$7.24	\$10.52	\$13.52	\$17.21	\$12,460	\$15,060	\$21,870	\$28,120	\$35,800
27-1024	Graphic designers	110	18.6	\$19.83	\$41,240	19.2	\$9.41	\$11.81	\$14.57	\$17.45	\$59.48	\$19,570	\$24,560	\$30,300	\$36,300	\$123,710
27-1025	Interior designers	40	38.2	\$20.50	\$42,640	6	\$14.87	\$19.78	\$21.52	\$23.28	\$24.48	\$30,930	\$41,140	\$44,770	\$48,420	\$50,920
27-2012	Producers and directors	#	#	\$19.47	\$40,500	16.7	\$11.69	\$13.60	\$17.42	\$22.37	\$33.38	\$24,320	\$28,280	\$36,230	\$46,520	\$69,420
27-2022	Coaches and scouts	170	23.2	#	\$27,880	8.6	#	#	#	#	#	\$16,590	\$19,400	\$24,670	\$31,010	\$45,640
27-3011	Radio and television announcers	30	27.6	\$12.02	\$24,990	15	\$8.99	\$9.59	\$10.55	\$14.56	\$18.68	\$18,710	\$19,940	\$21,950	\$30,290	\$38,860
27-3022	Reporters and correspondents	#	#	\$11.20	\$23,300	4.1	\$6.41	\$9.28	\$11.04	\$13.38	\$16.02	\$13,340	\$19,310	\$22,970	\$27,830	\$33,320
27-3031	Public relations specialists	210	36.1	\$15.81	\$32,890	14.2	\$5.88	\$6.96	\$15.27	\$22.33	\$27.76	\$12,220	\$14,480	\$31,770	\$46,450	\$57,730
27-3041	Editors	30	43.7	\$21.02	\$43,730	2.5	\$13.56	\$17.90	\$20.56	\$24.27	\$29.69	\$28,200	\$37,230	\$42,760	\$50,480	\$61,750
27-3043	Writers and authors	#	#	\$25.51	\$53,070	23.3	\$10.92	\$15.36	\$20.17	\$40.06	\$43.94	\$22,720	\$31,950	\$41,960	\$83,320	\$91,400
27-3091	Interpreters and translators	30	6.7	\$18.92	\$39,360	2.2	\$12.73	\$14.30	\$19.41	\$22.63	\$26.23	\$26,490	\$29,740	\$40,370	\$47,060	\$54,560
27-3099	Media and communication workers, all other	#	#	\$13.09	\$27,230	5.8	\$10.05	\$11.23	\$12.38	\$13.62	\$19.14	\$20,900	\$23,360	\$25,760	\$28,330	\$39,800
<b>29-0000</b>	<b>Healthcare Practitioners and Technical Occupations</b>	<b>4,560</b>	<b>5.2</b>	<b>\$28.36</b>	<b>\$58,990</b>	<b>3.7</b>	<b>\$13.17</b>	<b>\$17.38</b>	<b>\$24.57</b>	<b>\$32.44</b>	<b>\$45.65</b>	<b>\$27,400</b>	<b>\$36,160</b>	<b>\$51,100</b>	<b>\$67,480</b>	<b>\$94,960</b>
29-1011	Chiropractors	40	19.8	#	#	#	#	#	#	#	#	#	#	#	#	#
29-1031	Dietitians and nutritionists	#	#	\$22.72	\$47,250	3.8	\$14.25	\$16.01	\$23.65	\$28.03	\$32.89	\$29,630	\$33,290	\$49,200	\$58,300	\$68,420
29-1051	Pharmacists	150	3.9	\$46.02	\$95,720	3.9	\$37.96	\$41.63	\$46.61	\$52.31	\$57.16	\$78,960	\$86,590	\$96,940	\$108,810	\$118,890
29-1062	Family and general practitioners	#	#	\$56.42	\$117,360	12.4	\$33.18	\$46.67	\$53.01	\$59.61	#	\$69,020	\$97,080	\$110,270	\$123,980	#
29-1063	Internists, general	#	#	\$67.63	\$140,670	5.8	\$34.34	\$61.45	\$68.40	#	#	\$71,420	\$127,820	\$142,270	#	#
29-1067	Surgeons	#	#	\$86.46	\$179,840	15.7	\$43.06	#	#	#	#	\$89,560	#	#	#	#
29-1069	Physicians and surgeons, all other	90	42.4	#	#	#	#	#	#	#	#	#	#	#	#	#
29-1071	Physician assistants	40	27.8	\$36.22	\$75,350	9.9	\$29.66	\$31.54	\$34.03	\$38.34	\$51.03	\$61,690	\$65,610	\$70,780	\$79,740	\$106,140
29-1111	Registered nurses	1,470	7.3	\$25.61	\$53,260	1.9	\$18.22	\$21.18	\$25.21	\$29.14	\$34.44	\$37,900	\$44,060	\$52,430	\$60,610	\$71,640
29-1121	Audiologists	#	#	\$20.45	\$42,530	5.7	\$11.78	\$15.77	\$18.55	\$24.54	\$33.37	\$24,500	\$32,800	\$38,580	\$51,040	\$69,410
29-1122	Occupational therapists	100	13.2	\$27.88	\$58,000	2.9	\$21.10	\$23.86	\$27.24	\$32.29	\$36.68	\$43,890	\$49,620	\$56,650	\$67,170	\$76,290

# Data unavailable

Occupational Code	Occupational Title	Employment Estimate	Employment Percentage Relative Standard Error	Average Hourly Wage	Average Annual Wage	Wage Percentage Relative Standard Error	10th Percentile (Hourly)	25th Percentile (Hourly)	50th Percentile (Hourly)	75th Percentile (Hourly)	90th Percentile (Hourly)	10th Percentile (Annual)	25th Percentile (Annual)	50th Percentile (Annual)	75th Percentile (Annual)	90th Percentile (Annual)
29-1123	Physical therapists	240	16.1	\$29.13	\$60,590	1.8	\$23.13	\$25.97	\$29.63	\$33.59	\$36.25	\$48,110	\$54,010	\$61,620	\$69,880	\$75,410
29-1126	Respiratory therapists	50	7.3	\$22.58	\$46,970	2.3	\$18.09	\$20.14	\$22.70	\$25.70	\$27.89	\$37,620	\$41,890	\$47,230	\$53,450	\$58,000
29-1127	Speech-language pathologists	80	23.7	\$30.64	\$63,740	4.1	\$24.07	\$25.98	\$28.92	\$35.61	\$40.12	\$50,060	\$54,050	\$60,160	\$74,080	\$83,440
29-1131	Veterinarians	120	33.7	\$22.53	\$46,870	14	\$13.60	\$16.69	\$18.87	\$31.71	\$36.27	\$28,290	\$34,720	\$39,260	\$65,970	\$75,440
29-2011	Medical and clinical laboratory technologists	80	6.3	\$25.24	\$52,490	2	\$17.57	\$21.58	\$25.76	\$29.13	\$33.26	\$36,540	\$44,880	\$53,580	\$60,590	\$69,190
29-2012	Medical and clinical laboratory technicians	50	5.9	\$16.01	\$33,300	3.8	\$11.39	\$12.54	\$14.32	\$19.78	\$24.53	\$23,700	\$26,090	\$29,780	\$41,150	\$51,020
29-2021	Dental hygienists	190	17.8	\$34.80	\$72,380	7	\$28.19	\$30.22	\$34.04	\$40.90	\$45.06	\$58,630	\$62,870	\$70,790	\$85,060	\$93,720
29-2032	Diagnostic medical sonographers	50	27	\$32.26	\$67,090	6.2	\$23.21	\$27.85	\$33.71	\$37.92	\$41.69	\$48,270	\$57,930	\$70,120	\$78,870	\$86,720
29-2034	Radiologic technologists and technicians	130	8.9	\$23.21	\$48,270	1.8	\$16.61	\$19.59	\$23.13	\$27.27	\$30.36	\$34,560	\$40,750	\$48,120	\$56,730	\$63,150
29-2041	Emergency medical technicians and paramedics	150	13.2	\$14.46	\$30,080	3.4	\$10.04	\$11.67	\$13.73	\$16.27	\$19.18	\$20,880	\$24,280	\$28,560	\$33,850	\$39,880
29-2051	Dietetic technicians	40	37	\$10.43	\$21,700	6.3	\$7.13	\$8.49	\$10.01	\$11.92	\$13.62	\$14,830	\$17,650	\$20,820	\$24,790	\$28,320
29-2052	Pharmacy technicians	150	4.7	\$13.34	\$27,760	1.6	\$10.23	\$12.08	\$13.54	\$15.00	\$16.64	\$21,270	\$25,130	\$28,160	\$31,210	\$34,600
29-2055	Surgical technologists	30	11.3	\$16.96	\$35,280	2	\$13.67	\$15.24	\$16.89	\$18.83	\$21.15	\$28,420	\$31,700	\$35,140	\$39,160	\$43,980
29-2056	Veterinary technologists and technicians	#	#	\$13.35	\$27,770	4.2	\$10.10	\$11.32	\$13.38	\$15.22	\$17.15	\$21,020	\$23,550	\$27,830	\$31,650	\$35,670
29-2061	Licensed practical and licensed vocational nurses	370	12.8	\$16.31	\$33,920	1.9	\$12.81	\$14.59	\$16.28	\$17.96	\$20.54	\$26,650	\$30,350	\$33,860	\$37,360	\$42,720
29-2071	Medical records and health information technicians	100	18.1	\$15.89	\$33,060	2.4	\$10.24	\$12.03	\$15.61	\$19.83	\$22.49	\$21,290	\$25,020	\$32,460	\$41,250	\$46,770
29-2081	Opticians, dispensing	60	20.8	\$16.13	\$33,550	8.3	\$9.56	\$10.94	\$18.49	\$20.86	\$22.31	\$19,880	\$22,740	\$38,460	\$43,400	\$46,410
29-2099	Health technologists and technicians, all other	#	#	\$14.83	\$30,840	16	\$9.66	\$10.28	\$11.32	\$21.17	\$25.64	\$20,090	\$21,390	\$23,550	\$44,030	\$53,340
29-9011	Occupational health and safety specialists	70	9.4	\$28.14	\$58,530	5.4	\$13.27	\$19.76	\$27.57	\$36.86	\$41.97	\$27,610	\$41,090	\$57,350	\$76,670	\$87,310
<b>31-0000</b>	<b>Healthcare Support Occupations</b>	<b>2,190</b>	<b>8.5</b>	<b>\$12.44</b>	<b>\$25,880</b>	<b>4.4</b>	<b>\$7.78</b>	<b>\$9.41</b>	<b>\$11.43</b>	<b>\$14.09</b>	<b>\$18.76</b>	<b>\$16,190</b>	<b>\$19,580</b>	<b>\$23,770</b>	<b>\$29,300</b>	<b>\$39,020</b>
31-1011	Home health aides	#	#	\$9.91	\$20,610	9.4	\$6.75	\$7.62	\$9.72	\$12.32	\$13.59	\$14,030	\$15,850	\$20,210	\$25,630	\$28,270
31-1012	Nursing aides, orderlies, and attendants	810	10.3	\$10.36	\$21,540	2.5	\$7.84	\$8.87	\$10.32	\$11.82	\$13.45	\$16,300	\$18,450	\$21,460	\$24,580	\$27,980
31-2021	Physical therapist assistants	#	#	\$14.44	\$30,040	8.6	\$9.68	\$10.59	\$13.24	\$17.52	\$22.00	\$20,130	\$22,030	\$27,540	\$36,450	\$45,760
31-2022	Physical therapist aides	30	20.4	\$11.46	\$23,840	2.3	\$9.03	\$10.01	\$11.39	\$12.97	\$14.38	\$18,790	\$20,820	\$23,690	\$26,980	\$29,900
31-9011	Massage therapists	120	25.9	#	#	#	#	#	#	#	#	#	#	#	#	#
31-9091	Dental assistants	280	17.8	\$13.86	\$28,840	11.5	\$10.27	\$11.21	\$12.94	\$16.77	\$18.79	\$21,360	\$23,310	\$26,910	\$34,880	\$39,090
31-9092	Medical assistants	310	46.9	\$14.66	\$30,480	10.7	\$8.49	\$11.05	\$14.06	\$19.15	\$21.92	\$17,660	\$22,980	\$29,250	\$39,820	\$45,600
31-9093	Medical equipment preparers	30	0	\$14.23	\$29,590	1.8	\$9.17	\$11.59	\$14.62	\$16.85	\$18.80	\$19,080	\$24,100	\$30,400	\$35,050	\$39,110
31-9094	Medical transcriptionists	100	15.1	\$13.55	\$28,190	3.8	\$9.80	\$11.45	\$13.38	\$16.00	\$17.63	\$20,380	\$23,810	\$27,820	\$33,290	\$36,680
31-9096	Veterinary assistants and laboratory animal caretakers	#	#	\$10.42	\$21,670	14.4	\$7.40	\$7.89	\$8.71	\$12.87	\$15.66	\$15,390	\$16,410	\$18,120	\$26,760	\$32,560
31-9099	Healthcare support workers, all other	90	12.8	\$12.55	\$26,110	2.5	\$9.13	\$10.39	\$12.24	\$13.98	\$17.41	\$18,990	\$21,610	\$25,460	\$29,080	\$36,210

# Data unavailable

Occupational Code	Occupational Title	Employment Estimate	Employment Percentage Relative Standard Error	Average Hourly Wage	Average Annual Wage	Wage Percentage Relative Standard Error	10th Percentile (Hourly)	25th Percentile (Hourly)	50th Percentile (Hourly)	75th Percentile (Hourly)	90th Percentile (Hourly)	10th Percentile (Annual)	25th Percentile (Annual)	50th Percentile (Annual)	75th Percentile (Annual)	90th Percentile (Annual)
<b>33-0000</b>	<b>Protective Service Occupations</b>	<b>2,400</b>	<b>8.2</b>	<b>\$18.05</b>	<b>\$37,550</b>	<b>2.1</b>	<b>\$9.62</b>	<b>\$12.97</b>	<b>\$17.13</b>	<b>\$22.47</b>	<b>\$28.13</b>	<b>\$20,010</b>	<b>\$26,970</b>	<b>\$35,640</b>	<b>\$46,740</b>	<b>\$58,510</b>
33-1012	First-line supervisors/managers of police and detectives	80	17.8	\$32.14	\$66,860	2.1	\$23.26	\$26.43	\$32.84	\$37.78	\$42.48	\$48,380	\$54,970	\$68,320	\$78,570	\$88,360
33-1021	First-line supervisors/managers of fire fighting and prevention workers	#	#	\$32.52	\$67,650	3.5	\$24.74	\$27.38	\$31.41	\$37.73	\$43.44	\$51,460	\$56,950	\$65,320	\$78,470	\$90,360
33-2011	Fire fighters	#	#	\$18.85	\$39,200	6.3	\$12.67	\$14.80	\$18.80	\$22.60	\$26.36	\$26,350	\$30,780	\$39,110	\$47,020	\$54,840
33-3012	Correctional officers and jailers	250	3.3	\$18.05	\$37,540	2.4	\$13.83	\$15.82	\$17.63	\$20.09	\$23.41	\$28,760	\$32,900	\$36,670	\$41,790	\$48,700
33-3021	Detectives and criminal investigators	80	8.8	\$26.29	\$54,690	2.9	\$18.98	\$21.37	\$24.78	\$31.62	\$37.42	\$39,470	\$44,450	\$51,550	\$65,780	\$77,830
33-3031	Fish and game wardens	60	3.5	\$23.93	\$49,770	4.1	\$16.54	\$20.35	\$24.64	\$28.40	\$30.64	\$34,410	\$42,330	\$51,250	\$59,070	\$63,730
33-3051	Police and sheriff's patrol officers	680	18.6	\$20.18	\$41,980	1.6	\$13.92	\$16.35	\$20.09	\$23.76	\$27.79	\$28,950	\$34,000	\$41,780	\$49,430	\$57,810
33-9021	Private detectives and investigators	#	#	\$20.12	\$41,840	7.8	\$9.87	\$16.57	\$19.53	\$23.80	\$31.30	\$20,520	\$34,460	\$40,620	\$49,490	\$65,110
33-9032	Security guards	260	36	\$12.87	\$26,770	3.3	\$9.18	\$10.64	\$12.75	\$14.65	\$17.19	\$19,090	\$22,140	\$26,510	\$30,470	\$35,760
33-9091	Crossing guards	#	#	\$12.51	\$26,020	3.1	\$9.99	\$10.75	\$11.95	\$13.87	\$16.81	\$20,780	\$22,350	\$24,850	\$28,850	\$34,960
33-9092	Lifeguards, ski patrol, and other recreational protective service workers	#	#	\$8.69	\$18,080	2.9	\$6.18	\$7.26	\$8.27	\$9.77	\$11.92	\$12,850	\$15,100	\$17,210	\$20,330	\$24,790
33-9099	Protective service workers, all other	190	3.2	\$13.76	\$28,620	2	\$8.50	\$12.26	\$13.66	\$15.11	\$18.60	\$17,670	\$25,500	\$28,410	\$31,430	\$38,700
<b>35-0000</b>	<b>Food Preparation and Serving Related Occupations</b>	<b>10,600</b>	<b>3.9</b>	<b>\$8.78</b>	<b>\$18,260</b>	<b>2.5</b>	<b>\$5.76</b>	<b>\$6.45</b>	<b>\$7.87</b>	<b>\$10.14</b>	<b>\$13.24</b>	<b>\$11,990</b>	<b>\$13,420</b>	<b>\$16,380</b>	<b>\$21,080</b>	<b>\$27,530</b>
35-1011	Chefs and head cooks	#	#	\$16.95	\$35,260	7.9	\$9.18	\$10.44	\$18.74	\$22.04	\$24.36	\$19,090	\$21,720	\$38,970	\$45,840	\$50,670
35-1012	First-line supervisors/managers of food preparation and serving workers	680	7.8	\$13.50	\$28,090	2.9	\$8.32	\$10.18	\$12.96	\$16.11	\$19.11	\$17,300	\$21,170	\$26,950	\$33,510	\$39,740
35-2011	Cooks, fast food	480	24.7	\$7.13	\$14,830	3.5	\$5.69	\$6.18	\$7.00	\$8.17	\$8.95	\$11,840	\$12,860	\$14,560	\$16,990	\$18,620
35-2012	Cooks, institution and cafeteria	260	18.3	\$10.37	\$21,560	3.7	\$7.36	\$8.49	\$10.00	\$11.89	\$14.25	\$15,310	\$17,670	\$20,810	\$24,730	\$29,640
35-2014	Cooks, restaurant	1,250	8.5	\$10.23	\$21,280	2.7	\$7.38	\$8.69	\$9.96	\$11.27	\$13.55	\$15,340	\$18,070	\$20,720	\$23,440	\$28,180
35-2015	Cooks, short order	90	33.4	\$9.36	\$19,460	7	\$7.06	\$7.85	\$9.35	\$10.97	\$11.97	\$14,690	\$16,330	\$19,450	\$22,820	\$24,890
35-2021	Food preparation workers	970	13.8	\$9.01	\$18,740	3.4	\$5.94	\$7.07	\$8.89	\$10.76	\$12.58	\$12,360	\$14,700	\$18,480	\$22,390	\$26,160
35-3011	Bartenders	700	20.9	\$8.24	\$17,140	5.1	\$5.78	\$6.51	\$7.73	\$9.13	\$12.19	\$12,030	\$13,530	\$16,080	\$18,980	\$25,340
35-3021	Combined food preparation and serving workers, including fast food	1,650	20.2	\$7.32	\$15,230	2.9	\$5.62	\$6.16	\$7.07	\$8.27	\$9.29	\$11,690	\$12,820	\$14,710	\$17,210	\$19,330
35-3022	Counter attendants, cafeteria, food concession, and coffee shop	310	20.9	\$7.19	\$14,950	4.9	\$5.60	\$6.09	\$6.91	\$8.44	\$9.24	\$11,650	\$12,670	\$14,380	\$17,550	\$19,220
35-3031	Waiters and waitresses	2,780	18.6	\$8.22	\$17,100	8.7	\$5.62	\$6.02	\$6.69	\$8.54	\$13.60	\$11,680	\$12,520	\$13,920	\$17,760	\$28,290
35-3041	Food servers, nonrestaurant	#	#	\$9.00	\$18,730	4.5	\$6.31	\$7.80	\$9.30	\$10.27	\$10.86	\$13,130	\$16,220	\$19,340	\$21,360	\$22,600
35-9011	Dining room and cafeteria attendants and bartender helpers	220	25	\$6.57	\$13,660	4.2	\$5.52	\$5.84	\$6.36	\$6.88	\$8.75	\$11,490	\$12,140	\$13,220	\$14,300	\$18,190

# Data unavailable

Occupational Code	Occupational Title	Employment Estimate	Employment Percentage Relative Standard Error	Average Hourly Wage	Average Annual Wage	Wage Percentage Relative Standard Error	10th Percentile (Hourly)	25th Percentile (Hourly)	50th Percentile (Hourly)	75th Percentile (Hourly)	90th Percentile (Hourly)	10th Percentile (Annual)	25th Percentile (Annual)	50th Percentile (Annual)	75th Percentile (Annual)	90th Percentile (Annual)
35-9021	Dishwashers	440	23.7	\$8.00	\$16,640	3.3	\$5.94	\$6.91	\$8.04	\$9.11	\$10.46	\$12,350	\$14,360	\$16,730	\$18,940	\$21,750
35-9031	Hosts and hostesses, restaurant, lounge, and coffee shop	410	35.2	\$7.81	\$16,240	3.3	\$5.97	\$7.06	\$7.82	\$8.53	\$9.63	\$12,430	\$14,690	\$16,260	\$17,750	\$20,040
<b>37-0000</b>	<b>Building and Grounds Cleaning and Maintenance Occupations</b>	<b>4,240</b>	<b>4.6</b>	<b>\$10.84</b>	<b>\$22,540</b>	<b>2.6</b>	<b>\$6.53</b>	<b>\$7.95</b>	<b>\$9.85</b>	<b>\$12.78</b>	<b>\$16.47</b>	<b>\$13,580</b>	<b>\$16,540</b>	<b>\$20,490</b>	<b>\$26,590</b>	<b>\$34,260</b>
37-1011	First-line supervisors/managers of housekeeping and janitorial workers	110	13.3	\$15.19	\$31,600	3.6	\$10.37	\$11.95	\$14.45	\$18.37	\$21.49	\$21,560	\$24,860	\$30,070	\$38,210	\$44,690
37-1012	First-line supervisors/managers of landscaping, lawn service, and groundskeeping workers	100	39.5	\$23.12	\$48,090	4.1	\$17.35	\$20.28	\$23.72	\$26.31	\$27.97	\$36,090	\$42,190	\$49,330	\$54,720	\$58,180
37-2011	Janitors and cleaners, except maids and housekeeping cleaners	1,440	9.4	\$10.64	\$22,140	2.1	\$6.60	\$8.33	\$10.43	\$12.83	\$14.93	\$13,730	\$17,330	\$21,690	\$26,690	\$31,060
37-2012	Maids and housekeeping cleaners	1,500	6.2	\$8.92	\$18,560	3	\$6.32	\$7.54	\$8.51	\$10.04	\$12.21	\$13,150	\$15,690	\$17,700	\$20,870	\$25,390
37-3011	Landscaping and groundskeeping workers	940	13.3	\$11.88	\$24,700	7.6	\$6.47	\$8.75	\$10.90	\$13.95	\$18.12	\$13,450	\$18,190	\$22,680	\$29,020	\$37,690
37-3012	Pesticide handlers, sprayers, and applicators, vegetation	#	#	\$15.35	\$31,920	10.2	\$12.01	\$12.84	\$14.25	\$17.77	\$21.86	\$24,980	\$26,710	\$29,650	\$36,960	\$45,460
<b>39-0000</b>	<b>Personal Care and Service Occupations</b>	<b>3,420</b>	<b>7</b>	<b>\$10.56</b>	<b>\$21,960</b>	<b>2.4</b>	<b>\$6.34</b>	<b>\$7.66</b>	<b>\$9.35</b>	<b>\$12.52</b>	<b>\$16.22</b>	<b>\$13,190</b>	<b>\$15,940</b>	<b>\$19,450</b>	<b>\$26,050</b>	<b>\$33,740</b>
39-1021	First-line supervisors/managers of personal service workers	140	26.6	\$16.66	\$34,650	4.2	\$9.07	\$11.88	\$15.58	\$19.76	\$25.83	\$18,870	\$24,710	\$32,410	\$41,100	\$53,730
39-2021	Nonfarm animal caretakers	#	#	\$8.44	\$17,550	8.3	\$5.95	\$6.91	\$8.10	\$9.85	\$11.21	\$12,370	\$14,370	\$16,850	\$20,490	\$23,320
39-3031	Ushers, lobby attendants, and ticket takers	#	#	\$7.48	\$15,560	5.9	\$5.71	\$6.35	\$7.57	\$8.71	\$9.36	\$11,880	\$13,210	\$15,740	\$18,110	\$19,470
39-3091	Amusement and recreation attendants	430	18.8	\$9.49	\$19,750	4.7	\$6.04	\$7.39	\$8.80	\$11.23	\$13.91	\$12,570	\$15,360	\$18,300	\$23,350	\$28,930
39-5012	Hairdressers, hairstylists, and cosmetologists	190	22.9	\$9.59	\$19,940	13.1	\$5.73	\$6.35	\$8.21	\$10.56	\$14.59	\$11,910	\$13,200	\$17,070	\$21,970	\$30,350
39-5092	Manicurists and pedicurists	#	#	\$15.84	\$32,950	9	\$11.91	\$15.27	\$16.50	\$17.74	\$18.64	\$24,780	\$31,760	\$34,330	\$36,900	\$38,780
39-6012	Concierges	50	0	\$11.50	\$23,910	2	\$8.56	\$9.84	\$11.16	\$12.52	\$15.08	\$17,810	\$20,460	\$23,210	\$26,030	\$31,360
39-6021	Tour guides and escorts	100	32.3	\$11.45	\$23,820	4.2	\$8.53	\$9.81	\$11.49	\$13.17	\$14.35	\$17,740	\$20,400	\$23,910	\$27,400	\$29,850
39-9011	Child care workers	380	19.5	\$10.23	\$21,290	8	\$6.28	\$7.43	\$9.41	\$12.78	\$16.07	\$13,060	\$15,460	\$19,570	\$26,590	\$33,430
39-9021	Personal and home care aides	690	16.6	\$8.51	\$17,700	2.7	\$6.25	\$7.30	\$8.20	\$9.17	\$11.53	\$12,990	\$15,180	\$17,050	\$19,080	\$23,980
39-9031	Fitness trainers and aerobics instructors	210	31.3	\$14.60	\$30,360	5	\$7.97	\$10.63	\$13.96	\$19.12	\$22.02	\$16,570	\$22,100	\$29,040	\$39,770	\$45,800
39-9032	Recreation workers	690	11.4	\$11.01	\$22,900	4.9	\$6.66	\$7.98	\$10.26	\$13.40	\$16.13	\$13,850	\$16,600	\$21,340	\$27,870	\$33,560
39-9041	Residential advisors	30	18.9	\$10.95	\$22,780	3.4	\$6.75	\$9.34	\$10.82	\$12.70	\$14.22	\$14,050	\$19,420	\$22,500	\$26,420	\$29,590
39-9099	Personal care and service workers, all other	#	#	\$9.89	\$20,570	4.2	\$5.88	\$6.64	\$10.92	\$12.60	\$13.51	\$12,230	\$13,800	\$22,710	\$26,200	\$28,100
<b>41-0000</b>	<b>Sales and Related Occupations</b>	<b>12,290</b>	<b>3.6</b>	<b>\$14.08</b>	<b>\$29,290</b>	<b>2.9</b>	<b>\$7.03</b>	<b>\$8.58</b>	<b>\$10.87</b>	<b>\$15.66</b>	<b>\$24.98</b>	<b>\$14,630</b>	<b>\$17,840</b>	<b>\$22,600</b>	<b>\$32,560</b>	<b>\$51,960</b>
41-1011	First-line supervisors/managers of retail sales workers	1,070	6.9	\$18.16	\$37,770	3.8	\$9.89	\$11.89	\$16.16	\$21.49	\$29.99	\$20,570	\$24,730	\$33,610	\$44,710	\$62,380
41-1012	First-line supervisors/managers of non-retail sales workers	100	16	\$30.61	\$63,670	8.5	\$19.52	\$21.84	\$26.85	\$33.09	\$50.70	\$40,590	\$45,420	\$55,850	\$68,830	\$105,460

# Data unavailable

Occupational Code	Occupational Title	Employment Estimate	Employment Percentage Relative Standard Error	Average Hourly Wage	Average Annual Wage	Wage Percentage Relative Standard Error	10th Percentile (Hourly)	25th Percentile (Hourly)	50th Percentile (Hourly)	75th Percentile (Hourly)	90th Percentile (Hourly)	10th Percentile (Annual)	25th Percentile (Annual)	50th Percentile (Annual)	75th Percentile (Annual)	90th Percentile (Annual)
41-2011	Cashiers	3,530	9.1	\$9.29	\$19,330	2.9	\$6.12	\$7.19	\$8.93	\$10.77	\$13.58	\$12,720	\$14,950	\$18,560	\$22,400	\$28,240
41-2021	Counter and rental clerks	600	18.7	\$11.15	\$23,180	5.2	\$6.68	\$8.39	\$10.44	\$12.71	\$16.33	\$13,900	\$17,440	\$21,710	\$26,430	\$33,960
41-2022	Parts salespersons	290	20.1	\$12.33	\$25,650	5.5	\$7.88	\$9.05	\$11.51	\$14.18	\$18.97	\$16,390	\$18,830	\$23,940	\$29,490	\$39,460
41-2031	Retail salespersons	4,320	5.7	\$11.70	\$24,330	2.5	\$7.40	\$8.48	\$10.37	\$13.10	\$18.04	\$15,400	\$17,630	\$21,570	\$27,250	\$37,520
41-3011	Advertising sales agents	160	20.5	\$18.44	\$38,360	22.7	\$10.42	\$12.53	\$14.57	\$17.64	\$35.82	\$21,680	\$26,050	\$30,300	\$36,690	\$74,510
41-3021	Insurance sales agents	290	29.9	\$23.13	\$48,110	17.5	\$11.60	\$15.34	\$17.34	\$22.67	\$43.13	\$24,130	\$31,900	\$36,060	\$47,150	\$89,710
41-3031	Securities, commodities, and financial services sales agents	140	40.2	\$28.87	\$60,040	21.4	\$12.97	\$14.52	\$21.06	\$44.67	\$54.50	\$26,980	\$30,200	\$43,810	\$92,920	\$113,360
41-3041	Travel agents			\$12.89	\$26,800	4.9	\$9.83	\$10.51	\$11.66	\$13.81	\$19.41	\$20,450	\$21,860	\$24,250	\$28,720	\$40,370
41-3099	Sales representatives, services, all other	230	25.9	\$37.18	\$77,340	14.4	\$10.42	\$18.60	\$28.95	\$65.74	#	\$21,680	\$38,690	\$60,220	\$136,740	#
41-4011	Sales representatives, wholesale and manufacturing, technical and scientific products	120	24.2	\$33.58	\$69,850	17	\$18.89	\$20.81	\$24.15	\$48.77	\$66.78	\$39,300	\$43,290	\$50,230	\$101,450	\$138,910
41-4012	Sales representatives, wholesale and manufacturing, except technical and scientific products	770	15.6	\$22.21	\$46,200	8.8	\$9.86	\$12.25	\$18.19	\$27.82	\$35.24	\$20,500	\$25,480	\$37,830	\$57,860	\$73,300
41-9021	Real estate brokers	140	29	\$23.69	\$49,280	24.8	\$9.47	\$10.40	\$29.00	\$32.65	\$34.94	\$19,690	\$21,630	\$60,320	\$67,910	\$72,680
41-9022	Real estate sales agents	#	#	\$24.32	\$50,590	7	\$17.19	\$20.96	\$24.16	\$27.31	\$29.46	\$35,760	\$43,610	\$50,250	\$56,800	\$61,290
41-9041	Telemarketers	80	32.6	\$9.42	\$19,600	10.7	\$6.40	\$7.49	\$8.58	\$11.82	\$13.63	\$13,310	\$15,590	\$17,850	\$24,590	\$28,360
41-9099	Sales and related workers, all other	100	31.7	\$19.04	\$39,600	28.2	\$6.40	\$8.41	\$11.25	\$22.97	\$51.83	\$13,320	\$17,490	\$23,400	\$47,780	\$107,800
<b>43-0000</b>	<b>Office and Administrative Support Occupations</b>	<b>16,490</b>	<b>2.4</b>	<b>\$13.55</b>	<b>\$28,180</b>	<b>0.9</b>	<b>\$8.08</b>	<b>\$10.03</b>	<b>\$12.72</b>	<b>\$16.24</b>	<b>\$20.49</b>	<b>\$16,810</b>	<b>\$20,870</b>	<b>\$26,450</b>	<b>\$33,770</b>	<b>\$42,610</b>
43-1011	First-line supervisors/managers of office and administrative support workers	690	8.9	\$18.87	\$39,240	3.7	\$9.87	\$12.75	\$17.27	\$22.27	\$30.95	\$20,530	\$26,520	\$35,920	\$46,320	\$64,370
43-2011	Switchboard operators, including answering service	90	28.1	\$9.65	\$20,070	5.7	\$6.52	\$7.59	\$8.77	\$10.73	\$13.11	\$13,550	\$15,780	\$18,230	\$22,320	\$27,270
43-3011	Bill and account collectors	150	15.4	\$13.93	\$28,960	2.9	\$10.21	\$11.84	\$13.85	\$15.83	\$17.51	\$21,230	\$24,620	\$28,810	\$32,930	\$36,430
43-3021	Billing and posting clerks and machine operators	290	21.8	\$13.97	\$29,060	5.6	\$9.62	\$10.85	\$13.25	\$16.53	\$20.35	\$20,020	\$22,580	\$27,560	\$34,380	\$42,330
43-3031	Bookkeeping, accounting, and auditing clerks	2,050	6.9	\$14.15	\$29,440	2.3	\$8.36	\$10.73	\$13.62	\$16.93	\$20.91	\$17,400	\$22,310	\$28,340	\$35,220	\$43,490
43-3051	Payroll and timekeeping clerks	110	12.3	\$15.74	\$32,740	3.3	\$10.76	\$12.91	\$15.13	\$18.89	\$22.17	\$22,390	\$26,850	\$31,470	\$39,300	\$46,110
43-3071	Tellers	660	13.8	\$11.00	\$22,880	3.6	\$8.78	\$9.63	\$10.72	\$12.48	\$14.04	\$18,270	\$20,040	\$22,300	\$25,950	\$29,200
43-4031	Court, municipal, and license clerks	290	13.7	\$14.89	\$30,980	1.7	\$11.42	\$12.57	\$14.05	\$16.70	\$19.76	\$23,750	\$26,140	\$29,220	\$34,730	\$41,100
43-4041	Credit authorizers, checkers, and clerks	#	#	\$14.42	\$29,990	6.7	\$12.01	\$12.98	\$14.58	\$16.05	\$17.18	\$24,980	\$26,990	\$30,330	\$33,380	\$35,740
43-4051	Customer service representatives	590	8.5	\$13.99	\$29,100	2.5	\$9.08	\$10.57	\$13.17	\$16.91	\$20.52	\$18,880	\$21,980	\$27,390	\$35,170	\$42,670
43-4061	Eligibility interviewers, government programs	90	4.4	\$16.81	\$34,960	5	\$11.73	\$13.37	\$16.25	\$18.67	\$25.91	\$24,390	\$27,820	\$33,800	\$38,820	\$53,890
43-4071	File clerks	70	16.9	\$11.91	\$24,770	3.5	\$7.98	\$9.22	\$11.29	\$14.39	\$17.13	\$16,600	\$19,180	\$23,490	\$29,920	\$35,630
43-4081	Hotel, motel, and resort desk clerks	800	9	\$9.66	\$20,080	3.9	\$7.32	\$8.20	\$9.41	\$11.07	\$12.88	\$15,230	\$17,060	\$19,580	\$23,020	\$26,780
43-4111	Interviewers, except eligibility and loan	100	8.7	\$12.36	\$25,710	2.5	\$9.59	\$10.47	\$11.84	\$13.82	\$16.25	\$19,940	\$21,780	\$24,620	\$28,750	\$33,790

# Data unavailable



Occupational Code	Occupational Title	Employment Estimate	Employment Percentage Relative Standard Error	Average Hourly Wage	Average Annual Wage	Wage Percentage Relative Standard Error	10th Percentile (Hourly)	25th Percentile (Hourly)	50th Percentile (Hourly)	75th Percentile (Hourly)	90th Percentile (Hourly)	10th Percentile (Annual)	25th Percentile (Annual)	50th Percentile (Annual)	75th Percentile (Annual)	90th Percentile (Annual)
43-4121	Library assistants, clerical	80	25.4	\$11.46	\$23,840	6.1	\$7.00	\$9.93	\$11.26	\$12.95	\$16.50	\$14,570	\$20,660	\$23,430	\$26,940	\$34,310
43-4131	Loan interviewers and clerks	160	34.7	\$14.42	\$29,990	5	\$10.62	\$12.25	\$14.38	\$16.85	\$18.75	\$22,100	\$25,480	\$29,920	\$35,040	\$39,000
43-4141	New accounts clerks	120	29.6	\$13.76	\$28,620	7	\$9.98	\$11.79	\$14.13	\$15.66	\$17.14	\$20,760	\$24,530	\$29,390	\$32,580	\$35,640
43-4151	Order clerks	170	23.8	\$11.39	\$23,690	6.3	\$7.85	\$8.85	\$10.25	\$13.04	\$18.08	\$16,330	\$18,410	\$21,320	\$27,130	\$37,600
43-4161	Human resources assistants, except payroll and timekeeping	70	10.2	\$15.41	\$32,060	2.5	\$10.07	\$12.10	\$14.93	\$17.26	\$21.74	\$20,950	\$25,160	\$31,050	\$35,910	\$45,230
43-4171	Receptionists and information clerks	830	14.5	\$12.27	\$25,520	3.3	\$8.66	\$10.02	\$11.82	\$14.68	\$16.54	\$18,000	\$20,840	\$24,590	\$30,540	\$34,410
43-4181	Reservation and transportation ticket agents and travel clerks	60	16.7	\$11.34	\$23,600	5.6	\$7.02	\$8.61	\$10.70	\$13.58	\$16.47	\$14,600	\$17,910	\$22,260	\$28,240	\$34,260
43-4199	All other information and record clerks	180	15.9	\$13.91	\$28,920	2.1	\$8.47	\$10.30	\$13.69	\$16.72	\$19.27	\$17,620	\$21,430	\$28,480	\$34,770	\$40,090
43-5031	Police, fire, and ambulance dispatchers	110	14	\$15.04	\$31,290	3.1	\$11.92	\$13.01	\$14.94	\$17.13	\$18.97	\$24,790	\$27,050	\$31,070	\$35,640	\$39,450
43-5032	Dispatchers, except police, fire, and ambulance	130	17.7	\$18.28	\$38,020	4	\$11.06	\$13.86	\$16.64	\$22.69	\$27.99	\$23,000	\$28,830	\$34,600	\$47,200	\$58,210
43-5041	Meter readers, utilities	100	26.6	\$17.15	\$35,660	6.9	\$10.05	\$13.07	\$17.13	\$20.13	\$23.61	\$20,910	\$27,180	\$35,640	\$41,870	\$49,120
43-5051	Postal service clerks	120	0	\$20.83	\$43,330	1.5	\$17.46	\$19.69	\$21.30	\$22.90	\$23.86	\$36,320	\$40,960	\$44,290	\$47,630	\$49,630
43-5052	Postal service mail carriers	220	0	\$20.43	\$42,490	1.3	\$15.95	\$17.85	\$20.64	\$23.13	\$25.23	\$33,170	\$37,130	\$42,930	\$48,110	\$52,470
43-5053	Postal service mail sorters, processors, and processing machine operators	120	0	\$16.10	\$33,480	1.9	\$9.47	\$11.01	\$16.25	\$21.40	\$23.26	\$19,690	\$22,900	\$33,800	\$44,520	\$48,380
43-5061	Production, planning, and expediting clerks	60	13.1	\$20.81	\$43,280	7	\$13.21	\$15.36	\$17.93	\$25.31	\$34.54	\$27,470	\$31,940	\$37,290	\$52,640	\$71,850
43-5071	Shipping, receiving, and traffic clerks	340	13.5	\$10.86	\$22,590	3.1	\$7.58	\$9.09	\$10.54	\$12.25	\$14.60	\$15,770	\$18,910	\$21,920	\$25,480	\$30,370
43-5081	Stock clerks and order fillers	910	9.4	\$11.19	\$23,270	2.9	\$6.60	\$8.17	\$10.23	\$13.75	\$17.20	\$13,720	\$17,000	\$21,280	\$28,590	\$35,770
43-5111	Weighers, measurers, checkers, and samplers, recordkeeping	#	#	\$11.79	\$24,530	16.5	\$6.61	\$7.87	\$10.02	\$14.71	\$18.21	\$13,740	\$16,360	\$20,830	\$30,600	\$37,870
43-6011	Executive secretaries and administrative assistants	960	9.9	\$18.43	\$38,340	2.5	\$12.34	\$14.62	\$17.66	\$21.49	\$26.12	\$25,670	\$30,410	\$36,730	\$44,710	\$54,330
43-6012	Legal secretaries	210	48.6	\$15.73	\$32,720	12.8	\$12.10	\$12.89	\$14.15	\$18.58	\$22.51	\$25,160	\$26,810	\$29,440	\$38,650	\$46,820
43-6013	Medical secretaries	#	#	\$13.29	\$27,630	5.3	\$9.66	\$11.06	\$13.13	\$15.79	\$17.90	\$20,090	\$23,000	\$27,300	\$32,840	\$37,220
43-6014	Secretaries, except legal, medical, and executive	1,320	7.8	\$13.03	\$27,110	2	\$8.50	\$10.47	\$12.76	\$15.23	\$18.55	\$17,670	\$21,780	\$26,540	\$31,680	\$38,590
43-9011	Computer operators	70	24	\$16.73	\$34,800	8.2	\$11.32	\$12.64	\$14.52	\$20.81	\$26.68	\$23,550	\$26,290	\$30,200	\$43,280	\$55,490
43-9021	Data entry keyers	70	39	\$11.68	\$24,290	7.5	\$7.76	\$9.28	\$12.09	\$13.88	\$15.68	\$16,140	\$19,300	\$25,140	\$28,880	\$32,610
43-9022	Word processors and typists	40	18.2	\$14.03	\$29,180	7.3	\$10.00	\$11.01	\$13.34	\$16.28	\$20.46	\$20,800	\$22,900	\$27,740	\$33,870	\$42,560
43-9041	Insurance claims and policy processing clerks	#	#	\$14.06	\$29,250	3.5	\$8.18	\$12.96	\$14.91	\$16.31	\$17.17	\$17,020	\$26,950	\$31,000	\$33,930	\$35,710
43-9061	Office clerks, general	3,110	8.5	\$11.99	\$24,940	2.2	\$7.16	\$9.17	\$11.34	\$14.10	\$17.26	\$14,890	\$19,080	\$23,590	\$29,320	\$35,900
43-9199	Office and administrative support workers, all other	190	10.2	\$14.99	\$31,180	2.9	\$9.78	\$11.38	\$14.51	\$17.80	\$21.07	\$20,330	\$23,660	\$30,190	\$37,020	\$43,830

# Data unavailable

Occupational Code	Occupational Title	Employment Estimate	Employment Percentage Relative Standard Error	Average Hourly Wage	Average Annual Wage	Wage Percentage Relative Standard Error	10th Percentile (Hourly)	25th Percentile (Hourly)	50th Percentile (Hourly)	75th Percentile (Hourly)	90th Percentile (Hourly)	10th Percentile (Annual)	25th Percentile (Annual)	50th Percentile (Annual)	75th Percentile (Annual)	90th Percentile (Annual)
<b>45-0000</b>	<b>Farming, Fishing, and Forestry Occupations</b>	<b>230</b>	<b>17.9</b>	<b>\$11.44</b>	<b>\$23,800</b>	<b>6.8</b>	<b>\$6.16</b>	<b>\$7.54</b>	<b>\$10.34</b>	<b>\$13.10</b>	<b>\$18.87</b>	<b>\$12,810</b>	<b>\$15,690</b>	<b>\$21,520</b>	<b>\$27,250</b>	<b>\$39,260</b>
45-2092	Farmworkers and laborers, crop, nursery, and greenhouse	#	#	\$10.41	\$21,660	4.9	\$7.92	\$9.15	\$10.10	\$11.08	\$13.61	\$16,480	\$19,020	\$21,000	\$23,040	\$28,310
45-2093	Farmworkers, farm and ranch animals	90	34.4	\$11.01	\$22,900	14.9	\$6.00	\$7.14	\$9.99	\$11.76	\$22.67	\$12,480	\$14,840	\$20,770	\$24,450	\$47,160
45-4021	Fallers	#	#	\$11.45	\$23,810	24.9	\$5.80	\$6.63	\$12.44	\$15.43	\$17.40	\$12,060	\$13,800	\$25,870	\$32,080	\$36,180
<b>47-0000</b>	<b>Construction and Extraction Occupations</b>	<b>14,360</b>	<b>5.9</b>	<b>\$18.71</b>	<b>\$38,920</b>	<b>1.9</b>	<b>\$10.99</b>	<b>\$13.88</b>	<b>\$17.74</b>	<b>\$22.52</b>	<b>\$27.98</b>	<b>\$22,870</b>	<b>\$28,870</b>	<b>\$36,900</b>	<b>\$46,840</b>	<b>\$58,200</b>
47-1011	First-line supervisors/managers of construction trades and extraction workers	1,060	14.6	\$26.30	\$54,700	6.2	\$11.86	\$20.27	\$26.05	\$33.23	\$38.86	\$24,670	\$42,160	\$54,190	\$69,120	\$80,820
47-2021	Brickmasons and blockmasons	#	#	\$15.62	\$32,490	24.3	\$11.64	\$12.23	\$13.20	\$15.49	\$26.04	\$24,210	\$25,430	\$27,460	\$32,210	\$54,170
47-2022	Stonemasons	#	#	\$23.33	\$48,520	3.5	\$18.24	\$19.93	\$22.42	\$25.61	\$32.37	\$37,940	\$41,450	\$46,640	\$53,270	\$67,330
47-2031	Carpenters	1,850	18.4	\$20.16	\$41,940	4	\$12.68	\$15.52	\$19.77	\$23.26	\$29.38	\$26,380	\$32,270	\$41,110	\$48,370	\$61,110
47-2051	Cement masons and concrete finishers	#	#	\$17.92	\$37,280	4.2	\$12.02	\$13.64	\$17.39	\$21.78	\$25.78	\$25,010	\$28,370	\$36,160	\$45,300	\$53,620
47-2061	Construction laborers	1,890	15.8	\$14.28	\$29,700	3.3	\$9.32	\$10.89	\$13.53	\$16.87	\$20.50	\$19,390	\$22,640	\$28,140	\$35,100	\$42,640
47-2071	Paving, surfacing, and tamping equipment operators	90	12.9	\$16.64	\$34,610	2.5	\$12.45	\$15.10	\$16.89	\$18.66	\$20.80	\$25,890	\$31,420	\$35,140	\$38,820	\$43,270
47-2073	Operating engineers and other construction equipment operators	1,500	14.9	\$21.17	\$44,040	4.7	\$14.60	\$16.75	\$20.47	\$25.57	\$29.01	\$30,370	\$34,850	\$42,580	\$53,190	\$60,340
47-2081	Drywall and ceiling tile installers	#	#	\$16.97	\$35,310	9.2	\$8.37	\$14.92	\$16.93	\$19.41	\$25.00	\$17,410	\$31,030	\$35,220	\$40,380	\$51,990
47-2111	Electricians	860	18.5	\$21.60	\$44,930	3.6	\$14.34	\$17.86	\$21.39	\$25.06	\$30.30	\$29,820	\$37,160	\$44,480	\$52,120	\$63,020
47-2121	Glaziers	310	36.2	\$15.41	\$32,050	15.6	\$9.11	\$12.37	\$16.02	\$18.45	\$21.61	\$18,950	\$25,720	\$33,320	\$38,370	\$44,940
47-2131	Insulation workers, floor, ceiling, and wall	#	#	\$20.57	\$42,770	6.6	\$17.85	\$19.88	\$21.31	\$22.79	\$23.82	\$37,140	\$41,350	\$44,330	\$47,410	\$49,540
47-2141	Painters, construction and maintenance	390	13.1	\$15.13	\$31,460	7.9	\$9.70	\$11.10	\$14.51	\$18.20	\$22.09	\$20,180	\$23,080	\$30,170	\$37,850	\$45,940
47-2151	Pipelayers	150	44.2	\$15.74	\$32,740	7.3	\$11.43	\$12.57	\$15.27	\$18.78	\$21.29	\$23,780	\$26,140	\$31,760	\$39,050	\$44,280
47-2152	Plumbers, pipefitters, and steamfitters	770	27.6	\$23.14	\$48,130	5.8	\$16.20	\$18.83	\$22.40	\$26.91	\$32.28	\$33,700	\$39,160	\$46,600	\$55,970	\$67,140
47-2161	Plasterers and stucco masons	210	36	\$14.08	\$29,280	3.4	\$9.70	\$11.72	\$14.18	\$16.40	\$17.72	\$20,170	\$24,380	\$29,500	\$34,120	\$36,860
47-2181	Roofers	320	16.5	\$15.57	\$32,390	7	\$9.96	\$12.24	\$15.18	\$18.97	\$22.08	\$20,720	\$25,470	\$31,580	\$39,460	\$45,930
47-2211	Sheet metal workers	300	31.9	\$17.20	\$35,770	5.8	\$12.04	\$13.84	\$16.52	\$20.55	\$23.60	\$25,050	\$28,780	\$34,360	\$42,740	\$49,090
47-2221	Structural iron and steel workers	#	#	\$13.99	\$29,090	12.8	\$9.75	\$10.98	\$13.14	\$16.85	\$19.24	\$20,270	\$22,830	\$27,340	\$35,060	\$40,030
47-3012	Helpers--carpenters	40	33.1	\$12.26	\$25,500	5.9	\$9.52	\$10.64	\$12.29	\$14.01	\$16.16	\$19,810	\$22,130	\$25,560	\$29,150	\$33,610
47-3013	Helpers--electricians	#	#	\$12.75	\$26,530	4.5	\$9.13	\$10.81	\$13.19	\$14.64	\$15.85	\$18,990	\$22,490	\$27,430	\$30,450	\$32,970
47-3015	Helpers--pipelayers, plumbers, pipefitters, and steamfitters	130	34.8	\$10.92	\$22,710	8.1	\$9.16	\$9.82	\$10.66	\$11.95	\$13.88	\$19,050	\$20,430	\$22,170	\$24,860	\$28,880
47-3016	Helpers--roofers	70	16.1	\$12.93	\$26,890	6.6	\$9.69	\$10.62	\$12.65	\$14.31	\$18.18	\$20,160	\$22,100	\$26,310	\$29,760	\$37,810
47-3019	Helpers, construction trades, all other	#	#	\$13.42	\$27,910	14	\$9.18	\$10.18	\$12.10	\$17.66	\$20.41	\$19,090	\$21,180	\$25,170	\$36,730	\$42,460
47-4011	Construction and building inspectors	130	33.5	\$21.48	\$44,680	4.3	\$14.81	\$16.18	\$19.27	\$24.97	\$29.91	\$30,800	\$33,660	\$40,080	\$51,940	\$62,210

# Data unavailable

Occupational Code	Occupational Title	Employment Estimate	Employment Percentage Relative Standard Error	Average Hourly Wage	Average Annual Wage	Wage Percentage Relative Standard Error	10th Percentile (Hourly)	25th Percentile (Hourly)	50th Percentile (Hourly)	75th Percentile (Hourly)	90th Percentile (Hourly)	10th Percentile (Annual)	25th Percentile (Annual)	50th Percentile (Annual)	75th Percentile (Annual)	90th Percentile (Annual)
47-4051	Highway maintenance workers	390	12.7	\$17.57	\$36,540	1.7	\$13.70	\$15.61	\$17.38	\$19.45	\$22.35	\$28,490	\$32,480	\$36,160	\$40,450	\$46,490
47-4071	Septic tank servicers and sewer pipe cleaners	90	10.8	\$16.52	\$34,370	8	\$10.25	\$12.93	\$15.91	\$20.16	\$24.65	\$21,320	\$26,890	\$33,090	\$41,940	\$51,260
47-5011	Derrick operators, oil and gas	#	#	\$14.75	\$30,680	4	\$12.61	\$13.44	\$14.62	\$15.87	\$17.54	\$26,220	\$27,940	\$30,410	\$33,020	\$36,490
47-5012	Rotary drill operators, oil and gas	#	#	\$21.09	\$43,860	3.6	\$15.95	\$17.90	\$20.20	\$25.04	\$28.67	\$33,180	\$37,230	\$42,010	\$52,090	\$59,630
47-5013	Service unit operators, oil, gas, and mining	#	#	\$20.50	\$42,630	2.7	\$15.58	\$17.65	\$20.59	\$22.97	\$24.60	\$32,400	\$36,710	\$42,830	\$47,780	\$51,170
47-5021	Earth drillers, except oil and gas	110	13.8	\$20.10	\$41,800	4.6	\$13.77	\$16.04	\$19.72	\$24.77	\$27.32	\$28,650	\$33,350	\$41,020	\$51,510	\$56,830
47-5031	Explosives workers, ordnance handling experts, and blasters	30	26.5	\$22.77	\$47,370	4.8	\$17.71	\$19.56	\$23.13	\$26.10	\$27.91	\$36,840	\$40,690	\$48,110	\$54,290	\$58,060
47-5041	Continuous mining machine operators	#	#	\$18.88	\$39,280	7.8	\$16.08	\$16.86	\$18.13	\$19.36	\$24.82	\$33,440	\$35,070	\$37,710	\$40,260	\$51,620
47-5049	Mining machine operators, all other	#	#	\$22.98	\$47,790	4.8	\$18.44	\$19.68	\$21.41	\$23.94	\$32.97	\$38,360	\$40,920	\$44,530	\$49,800	\$68,580
47-5061	Roof bolters, mining	40	0	\$23.96	\$49,840	3.8	\$20.70	\$22.58	\$24.00	\$26.03	\$27.43	\$43,060	\$46,970	\$49,930	\$54,130	\$57,060
47-5071	Roustabouts, oil and gas	450	18.3	\$13.70	\$28,490	4	\$11.06	\$12.74	\$13.86	\$14.94	\$15.77	\$23,000	\$26,490	\$28,820	\$31,080	\$32,800
47-5081	Helpers--extraction workers	650	42.8	\$15.40	\$32,040	5.5	\$10.69	\$12.85	\$15.27	\$18.69	\$20.98	\$22,230	\$26,730	\$31,770	\$38,880	\$43,640
<b>49-0000</b>	<b>Installation, Maintenance, and Repair Occupations</b>	<b>5,230</b>	<b>5.5</b>	<b>\$18.31</b>	<b>\$38,080</b>	<b>1.9</b>	<b>\$9.63</b>	<b>\$12.32</b>	<b>\$17.62</b>	<b>\$23.34</b>	<b>\$28.28</b>	<b>\$20,040</b>	<b>\$25,620</b>	<b>\$36,650</b>	<b>\$48,540</b>	<b>\$58,820</b>
49-1011	First-line supervisors/managers of mechanics, installers, and repairers	400	10.1	\$27.80	\$57,820	3	\$16.69	\$20.11	\$26.99	\$34.99	\$41.25	\$34,720	\$41,840	\$56,140	\$72,770	\$85,790
49-2011	Computer, automated teller, and office machine repairers	40	28.5	\$14.74	\$30,650	16.8	\$7.67	\$8.62	\$16.02	\$19.48	\$22.58	\$15,960	\$17,920	\$33,320	\$40,520	\$46,960
49-2022	Telecommunications equipment installers and repairers, except line installers	130	20.1	\$25.10	\$52,200	5.2	\$22.34	\$24.13	\$25.96	\$27.65	\$29.15	\$46,470	\$50,190	\$53,990	\$57,510	\$60,630
49-2094	Electrical and electronics repairers, commercial and industrial equipment	30	8.8	\$28.07	\$58,380	3.3	\$13.83	\$17.60	\$31.49	\$35.15	\$38.67	\$28,770	\$36,610	\$65,500	\$73,110	\$80,440
49-2097	Electronic home entertainment equipment installers and repairers	#	#	\$16.81	\$34,970	7.4	\$11.05	\$12.90	\$17.32	\$20.36	\$22.26	\$22,980	\$26,840	\$36,030	\$42,340	\$46,300
49-2098	Security and fire alarm systems installers	40	40.8	\$23.50	\$48,890	7	\$17.87	\$19.32	\$21.76	\$28.64	\$32.92	\$37,170	\$40,190	\$45,260	\$59,580	\$68,460
49-3021	Automotive body and related repairers	130	28.6	\$17.63	\$36,660	7.6	\$11.39	\$13.71	\$17.05	\$20.83	\$23.75	\$23,700	\$28,510	\$35,460	\$43,320	\$49,400
49-3023	Automotive service technicians and mechanics	910	10.1	\$18.30	\$38,060	6.2	\$9.66	\$11.51	\$19.25	\$23.87	\$28.14	\$20,090	\$23,950	\$40,030	\$49,660	\$58,520
49-3031	Bus and truck mechanics and diesel engine specialists	220	12.7	\$18.76	\$39,030	1.8	\$13.97	\$15.88	\$18.55	\$21.75	\$24.69	\$29,050	\$33,030	\$38,580	\$45,250	\$51,350
49-3042	Mobile heavy equipment mechanics, except engines	330	17.9	\$20.72	\$43,100	2.7	\$14.02	\$17.63	\$20.91	\$24.72	\$27.25	\$29,150	\$36,660	\$43,490	\$51,420	\$56,680
49-3053	Outdoor power equipment and other small engine mechanics	80	42.9	\$17.54	\$36,490	11.7	\$10.26	\$14.71	\$18.79	\$21.40	\$23.07	\$21,340	\$30,600	\$39,090	\$44,520	\$47,990
49-3092	Recreational vehicle service technicians	#	#	\$17.42	\$36,240	25.5	\$8.03	\$9.96	\$14.56	\$25.26	\$31.53	\$16,690	\$20,720	\$30,270	\$52,530	\$65,580
49-3093	Tire repairers and changers	#	#	\$11.52	\$23,970	3.8	\$8.97	\$9.92	\$11.19	\$13.17	\$14.58	\$18,650	\$20,630	\$23,270	\$27,390	\$30,320

# Data unavailable

Occupational Code	Occupational Title	Employment Estimate	Employment Percentage Relative Standard Error	Average Hourly Wage	Average Annual Wage	Wage Percentage Relative Standard Error	10th Percentile (Hourly)	25th Percentile (Hourly)	50th Percentile (Hourly)	75th Percentile (Hourly)	90th Percentile (Hourly)	10th Percentile (Annual)	25th Percentile (Annual)	50th Percentile (Annual)	75th Percentile (Annual)	90th Percentile (Annual)
49-9021	Heating, air conditioning, and refrigeration mechanics and installers	130	47.6	\$16.14	\$33,570	8.1	\$10.36	\$12.08	\$15.44	\$19.87	\$23.61	\$21,540	\$25,130	\$32,120	\$41,330	\$49,120
49-9041	Industrial machinery mechanics	220	5.4	\$21.19	\$44,070	4	\$12.69	\$16.24	\$21.68	\$25.18	\$28.11	\$26,390	\$33,780	\$45,090	\$52,380	\$58,470
49-9042	Maintenance and repair workers, general	1,280	11	\$15.26	\$31,730	3.4	\$9.31	\$11.18	\$14.93	\$18.80	\$21.98	\$19,360	\$23,250	\$31,050	\$39,090	\$45,720
49-9043	Maintenance workers, machinery	120	34.1	\$19.87	\$41,330	4.1	\$11.78	\$16.28	\$20.53	\$24.36	\$26.91	\$24,500	\$33,870	\$42,700	\$50,660	\$55,980
49-9051	Electrical power-line installers and repairers	190	19.6	\$27.62	\$57,460	1.8	\$21.68	\$24.90	\$27.99	\$31.12	\$34.20	\$45,090	\$51,790	\$58,210	\$64,730	\$71,130
49-9052	Telecommunications line installers and repairers	40	31.3	\$16.76	\$34,870	11	\$10.05	\$11.26	\$16.14	\$19.01	\$26.17	\$20,890	\$23,420	\$33,570	\$39,530	\$54,430
49-9094	Locksmiths and safe repairers	#	#	\$11.13	\$23,150	15.7	\$7.76	\$8.78	\$10.91	\$13.61	\$14.73	\$16,150	\$18,260	\$22,690	\$28,310	\$30,640
49-9098	Helpers--installation, maintenance, and repair workers	160	35.3	\$10.33	\$21,480	3.3	\$7.65	\$8.34	\$9.31	\$11.71	\$14.84	\$15,900	\$17,340	\$19,370	\$24,350	\$30,870
49-9099	Installation, maintenance, and repair workers, all other	200	32	\$13.68	\$28,460	5.8	\$7.99	\$9.05	\$12.10	\$16.02	\$22.89	\$16,620	\$18,820	\$25,160	\$33,320	\$47,600
<b>51-0000</b>	<b>Production Occupations</b>	<b>4,350</b>	<b>6.2</b>	<b>\$15.08</b>	<b>\$31,360</b>	<b>2.1</b>	<b>\$8.31</b>	<b>\$10.63</b>	<b>\$13.74</b>	<b>\$17.45</b>	<b>\$25.12</b>	<b>\$17,280</b>	<b>\$22,120</b>	<b>\$28,580</b>	<b>\$36,290</b>	<b>\$52,260</b>
51-1011	First-line supervisors/managers of production and operating workers	340	13.3	\$21.85	\$45,440	5	\$12.55	\$14.70	\$17.45	\$28.63	\$37.87	\$26,110	\$30,580	\$36,290	\$59,560	\$78,760
51-2022	Electrical and electronic equipment assemblers	#	#	\$10.53	\$21,890	3.8	\$8.08	\$9.27	\$10.41	\$11.86	\$13.36	\$16,800	\$19,280	\$21,650	\$24,670	\$27,780
51-2041	Structural metal fabricators and fitters	50	36.1	\$15.75	\$32,750	5.9	\$12.67	\$13.51	\$14.92	\$18.33	\$20.51	\$26,360	\$28,110	\$31,030	\$38,130	\$42,660
51-2092	Team assemblers	#	#	\$11.26	\$23,410	6.1	\$6.89	\$9.33	\$11.35	\$13.68	\$15.25	\$14,330	\$19,400	\$23,600	\$28,450	\$31,720
51-2099	Assemblers and fabricators, all other	#	#	\$13.19	\$27,440	3	\$9.10	\$11.00	\$13.99	\$15.69	\$16.74	\$18,940	\$22,870	\$29,110	\$32,630	\$34,830
51-3011	Bakers	100	11.4	\$12.65	\$26,320	3.1	\$9.16	\$10.20	\$12.64	\$15.25	\$16.79	\$19,050	\$21,220	\$26,280	\$31,710	\$34,930
51-3021	Butchers and meat cutters	130	19	\$12.59	\$26,190	4.3	\$8.27	\$9.97	\$11.84	\$15.59	\$17.46	\$17,210	\$20,730	\$24,640	\$32,420	\$36,320
51-3022	Meat, poultry, and fish cutters and trimmers	#	#	\$11.82	\$24,580	7	\$6.27	\$7.48	\$11.23	\$16.33	\$19.57	\$13,040	\$15,570	\$23,360	\$33,970	\$40,710
51-3023	Slaughterers and meat packers	40	21	\$12.25	\$25,480	14	\$7.39	\$8.58	\$12.25	\$15.77	\$17.26	\$15,370	\$17,850	\$25,480	\$32,810	\$35,890
51-3092	Food batchmakers	30	7.5	\$11.35	\$23,600	3.5	\$7.35	\$8.12	\$9.65	\$14.59	\$18.49	\$15,280	\$16,890	\$20,070	\$30,340	\$38,460
51-4041	Machinists	70	32	\$18.29	\$38,040	4	\$12.74	\$14.47	\$17.08	\$21.59	\$26.93	\$26,510	\$30,090	\$35,530	\$44,910	\$56,010
51-4121	Welders, cutters, solderers, and brazers	250	10.7	\$19.62	\$40,810	6.5	\$10.10	\$14.80	\$19.35	\$25.25	\$30.10	\$21,010	\$30,780	\$40,250	\$52,520	\$62,600
51-5021	Job printers	40	42.9	\$17.06	\$35,480	15.2	\$9.37	\$12.32	\$19.42	\$22.04	\$23.68	\$19,490	\$25,620	\$40,390	\$45,850	\$49,250
51-5022	Prepress technicians and workers	#	#	\$14.30	\$29,750	5.3	\$10.37	\$12.33	\$13.97	\$16.40	\$18.81	\$21,570	\$25,640	\$29,060	\$34,110	\$39,120
51-5023	Printing machine operators	110	29.5	\$15.35	\$31,920	13.5	\$8.24	\$10.62	\$13.81	\$19.96	\$25.32	\$17,140	\$22,090	\$28,730	\$41,520	\$52,670
51-6011	Laundry and dry-cleaning workers	180	20.1	\$8.37	\$17,420	3.8	\$5.95	\$6.90	\$8.27	\$9.52	\$11.09	\$12,380	\$14,360	\$17,190	\$19,790	\$23,070
51-6021	Pressers, textile, garment, and related materials	60	21	\$7.90	\$16,430	6.5	\$5.95	\$6.78	\$7.87	\$9.18	\$10.40	\$12,370	\$14,100	\$16,370	\$19,090	\$21,640
51-7011	Cabinetmakers and bench carpenters	120	27	\$13.86	\$28,820	10.3	\$6.42	\$10.26	\$15.48	\$17.21	\$18.57	\$13,350	\$21,340	\$32,200	\$35,790	\$38,630
51-7041	Sawing machine setters, operators, and tenders, wood	60	31.8	\$11.18	\$23,260	5.5	\$8.24	\$9.46	\$11.05	\$12.66	\$14.95	\$17,140	\$19,670	\$22,980	\$26,340	\$31,100

# Data unavailable

Occupational Code	Occupational Title	Employment Estimate	Employment Percentage Relative Standard Error	Average Hourly Wage	Average Annual Wage	Wage Percentage Relative Standard Error	10th Percentile (Hourly)	25th Percentile (Hourly)	50th Percentile (Hourly)	75th Percentile (Hourly)	90th Percentile (Hourly)	10th Percentile (Annual)	25th Percentile (Annual)	50th Percentile (Annual)	75th Percentile (Annual)	90th Percentile (Annual)
51-8031	Water and liquid waste treatment plant and system operators	270	37.2	\$16.79	\$34,930	7.6	\$10.14	\$12.25	\$15.99	\$20.82	\$25.38	\$21,080	\$25,480	\$33,250	\$43,310	\$52,800
51-8092	Gas plant operators	180	32.6	\$25.15	\$52,310	2.1	\$19.40	\$23.32	\$25.63	\$27.73	\$30.46	\$40,350	\$48,500	\$53,300	\$57,680	\$63,360
51-8093	Petroleum pump system operators, refinery operators, and gaugers	#	#	\$19.33	\$40,200	11.6	\$11.42	\$14.27	\$20.15	\$24.10	\$26.63	\$23,760	\$29,670	\$41,920	\$50,130	\$55,400
51-9012	Separating, filtering, clarifying, precipitating, and still machine setters, operators, and tenders	60	21	\$18.57	\$38,620	7.2	\$12.06	\$15.04	\$18.99	\$21.29	\$25.00	\$25,080	\$31,290	\$39,500	\$44,290	\$52,000
51-9021	Crushing, grinding, and polishing machine setters, operators, and tenders	100	33.2	\$15.13	\$31,470	8.9	\$9.35	\$10.36	\$13.45	\$18.34	\$25.86	\$19,450	\$21,550	\$27,970	\$38,160	\$53,780
51-9061	Inspectors, testers, sorters, samplers, and weighers	#	#	\$15.98	\$33,230	2.8	\$11.11	\$12.93	\$15.86	\$18.93	\$21.70	\$23,110	\$26,890	\$32,990	\$39,380	\$45,140
51-9081	Dental laboratory technicians	30	39.3	\$19.35	\$40,240	4.7	\$15.03	\$16.62	\$19.17	\$21.59	\$25.09	\$31,270	\$34,570	\$39,870	\$44,910	\$52,180
51-9111	Packaging and filling machine operators and tenders	230	25.5	\$12.18	\$25,340	5.7	\$8.03	\$9.65	\$11.91	\$14.70	\$16.96	\$16,710	\$20,070	\$24,770	\$30,580	\$35,270
51-9122	Painters, transportation equipment	#	#	\$13.42	\$27,910	9.6	\$7.72	\$10.69	\$13.37	\$16.32	\$18.07	\$16,050	\$22,230	\$27,820	\$33,950	\$37,590
51-9199	Production workers, all other	#	#	\$14.48	\$30,120	7.3	\$8.76	\$12.22	\$14.88	\$17.04	\$19.52	\$18,230	\$25,410	\$30,940	\$35,440	\$40,590
<b>53-0000</b>	<b>Transportation and Material Moving Occupations</b>	<b>6,890</b>	<b>7.6</b>	<b>\$15.08</b>	<b>\$31,380</b>	<b>2.4</b>	<b>\$7.83</b>	<b>\$10.15</b>	<b>\$14.12</b>	<b>\$19.28</b>	<b>\$24.32</b>	<b>\$16,280</b>	<b>\$21,110</b>	<b>\$29,360</b>	<b>\$40,110</b>	<b>\$50,580</b>
53-1021	First-line supervisors/managers of helpers, laborers, and material movers, hand	50	21.6	\$23.46	\$48,800	7.9	\$12.64	\$16.09	\$21.27	\$32.40	\$36.83	\$26,290	\$33,460	\$44,240	\$67,390	\$76,610
53-1031	First-line supervisors/managers of transportation and material-moving machine and vehicle operators	220	26.8	\$22.92	\$47,680	3.7	\$15.33	\$17.24	\$21.95	\$27.58	\$32.73	\$31,880	\$35,850	\$45,650	\$57,370	\$68,070
53-3021	Bus drivers, transit and intercity	90	17.3	\$11.62	\$24,180	2.2	\$8.25	\$10.08	\$12.08	\$13.30	\$14.12	\$17,160	\$20,960	\$25,120	\$27,670	\$29,380
53-3022	Bus drivers, school	400	6.4	\$13.38	\$27,830	2.3	\$9.36	\$11.19	\$13.43	\$15.29	\$17.26	\$19,470	\$23,270	\$27,930	\$31,800	\$35,890
53-3031	Driver/sales workers	310	33.2	\$11.58	\$24,090	17.4	\$5.69	\$6.38	\$9.40	\$16.57	\$20.11	\$11,840	\$13,280	\$19,550	\$34,460	\$41,820
53-3032	Truck drivers, heavy and tractor-trailer	1,780	15.1	\$17.91	\$37,250	4.6	\$11.71	\$14.39	\$17.21	\$21.68	\$25.70	\$24,360	\$29,940	\$35,790	\$45,090	\$53,450
53-3033	Truck drivers, light or delivery services	760	12.9	\$15.17	\$31,550	6.7	\$8.46	\$10.40	\$14.02	\$19.58	\$23.31	\$17,600	\$21,630	\$29,170	\$40,720	\$48,490
53-3041	Taxi drivers and chauffeurs	150	18.8	\$10.68	\$22,210	2.9	\$7.87	\$9.15	\$10.57	\$12.31	\$13.84	\$16,360	\$19,040	\$21,990	\$25,610	\$28,780
53-3099	Motor vehicle operators, all other	60	44.3	\$11.74	\$24,420	13.8	\$7.44	\$7.96	\$8.90	\$15.09	\$17.15	\$15,470	\$16,560	\$18,520	\$31,380	\$35,660
53-6031	Service station attendants	130	30.6	\$9.66	\$20,100	5.5	\$6.86	\$7.91	\$8.94	\$10.83	\$14.13	\$14,270	\$16,460	\$18,600	\$22,530	\$29,400
53-6099	Transportation workers, all other	#	#	\$11.85	\$24,650	3.7	\$9.19	\$9.83	\$10.84	\$12.85	\$17.57	\$19,110	\$20,450	\$22,540	\$26,730	\$36,550
53-7011	Conveyor operators and tenders	70	27.8	\$18.45	\$38,380	4.5	\$12.29	\$17.68	\$19.63	\$21.24	\$22.31	\$25,550	\$36,770	\$40,840	\$44,170	\$46,400
53-7021	Crane and tower operators	#	#	\$22.83	\$47,480	3.5	\$16.93	\$19.17	\$22.33	\$26.09	\$29.74	\$35,210	\$39,880	\$46,450	\$54,270	\$61,850
53-7032	Excavating and loading machine and dragline operators	280	29.6	\$17.76	\$36,950	6.9	\$9.74	\$10.88	\$16.97	\$24.38	\$27.07	\$20,250	\$22,630	\$35,290	\$50,710	\$56,310
53-7051	Industrial truck and tractor operators	210	15.8	\$14.67	\$30,510	4.2	\$9.93	\$11.51	\$13.69	\$17.27	\$21.56	\$20,650	\$23,950	\$28,480	\$35,920	\$44,840

# Data unavailable

Occupational Code	Occupational Title	Employment Estimate	Employment Percentage Relative Standard Error	Average Hourly Wage	Average Annual Wage	Wage Percentage Relative Standard Error	10th Percentile (Hourly)	25th Percentile (Hourly)	50th Percentile (Hourly)	75th Percentile (Hourly)	90th Percentile (Hourly)	10th Percentile (Annual)	25th Percentile (Annual)	50th Percentile (Annual)	75th Percentile (Annual)	90th Percentile (Annual)
53-7061	Cleaners of vehicles and equipment	130	32.3	\$9.03	\$18,780	4.9	\$6.83	\$7.80	\$8.70	\$9.84	\$11.77	\$14,210	\$16,220	\$18,090	\$20,460	\$24,470
53-7062	Laborers and freight, stock, and material movers, hand	930	9.9	\$11.56	\$24,040	4.1	\$7.81	\$9.06	\$10.78	\$13.35	\$16.73	\$16,250	\$18,850	\$22,430	\$27,770	\$34,800
53-7064	Packers and packagers, hand	300	6.7	\$7.54	\$15,680	2.2	\$5.67	\$6.23	\$7.21	\$8.48	\$10.27	\$11,790	\$12,960	\$14,990	\$17,630	\$21,360
53-7073	Wellhead pumpers	130	43.3	\$23.16	\$48,160	10.5	\$16.18	\$18.12	\$21.19	\$26.68	\$33.35	\$33,650	\$37,690	\$44,080	\$55,490	\$69,360
53-7081	Refuse and recyclable material collectors	170	25.9	\$16.76	\$34,860	5	\$12.38	\$13.82	\$17.62	\$20.02	\$21.41	\$25,740	\$28,740	\$36,650	\$41,640	\$44,530
53-7111	Shuttle car operators	#	#	\$23.77	\$49,450	2.7	\$20.72	\$22.42	\$23.83	\$25.72	\$27.10	\$43,100	\$46,630	\$49,580	\$53,490	\$56,360
53-7199	Material moving workers, all other	60	37.8	\$12.09	\$25,150	4.8	\$9.63	\$10.69	\$12.40	\$13.96	\$14.83	\$20,040	\$22,230	\$25,790	\$29,030	\$30,850

# Data unavailable



Occupational Code	Occupational Title	Employment Estimate	Employment Percentage Relative Standard Error	Average Hourly Wage	Average Annual Wage	Wage Percentage Relative Standard Error	10th Percentile (Hourly)	25th Percentile (Hourly)	50th Percentile (Hourly)	75th Percentile (Hourly)	90th Percentile (Hourly)	10th Percentile (Annual)	25th Percentile (Annual)	50th Percentile (Annual)	75th Percentile (Annual)	90th Percentile (Annual)
<b>00-0000</b>	<b>Total All Occupations</b>	<b>80,780</b>	<b>1.78</b>	<b>\$17.84</b>	<b>\$37,114</b>	<b>1.62</b>	<b>\$8.10</b>	<b>\$10.70</b>	<b>\$14.76</b>	<b>\$21.40</b>	<b>\$30.84</b>	<b>\$16,850</b>	<b>\$22,259</b>	<b>\$30,702</b>	<b>\$44,506</b>	<b>\$64,148</b>
<b>11-0000</b>	<b>Management Occupations</b>	<b>3,710</b>	<b>5.9</b>	<b>\$39.63</b>	<b>\$82,420</b>	<b>2.8</b>	<b>\$17.57</b>	<b>\$23.78</b>	<b>\$34.67</b>	<b>\$47.23</b>	<b>#</b>	<b>\$36,540</b>	<b>\$49,460</b>	<b>\$72,100</b>	<b>\$98,230</b>	<b>#</b>
11-1011	Chief executives	90	10.9	\$62.23	\$129,430	9.8	\$29.92	\$37.41	\$57.96	#	#	\$62,240	\$77,820	\$120,560	#	#
11-1021	General and operations managers	1,520	9.7	\$46.81	\$97,370	4.8	\$20.30	\$26.77	\$38.44	\$62.24	#	\$42,220	\$55,680	\$79,950	\$129,450	#
11-2011	Advertising and promotions managers	30	33.3	\$31.94	\$66,430	12.2	\$17.31	\$19.73	\$28.02	\$33.36	\$45.26	\$36,010	\$41,040	\$58,280	\$69,390	\$94,130
11-2021	Marketing managers	60	15.8	\$31.71	\$65,950	7.7	\$17.77	\$22.19	\$27.87	\$34.17	\$51.85	\$36,970	\$46,150	\$57,970	\$71,070	\$107,840
11-2022	Sales managers	50	30	\$29.59	\$61,550	6.2	\$19.70	\$22.95	\$26.06	\$32.44	\$44.32	\$40,980	\$47,740	\$54,200	\$67,470	\$92,190
11-3011	Administrative services managers	80	16.6	\$32.17	\$66,920	5.9	\$18.72	\$20.84	\$29.18	\$42.74	\$49.30	\$38,940	\$43,340	\$60,690	\$88,910	\$102,540
11-3021	Computer and information systems managers	50	21.3	\$49.19	\$102,320	8.4	\$28.55	\$37.14	\$42.98	\$59.07	#	\$59,380	\$77,250	\$89,390	\$122,860	#
11-3031	Financial managers	160	11.7	\$41.09	\$85,480	3.9	\$20.76	\$32.51	\$40.37	\$45.56	\$60.58	\$43,170	\$67,620	\$83,980	\$94,760	\$126,000
11-3071	Transportation, storage, and distribution managers	50	9.4	\$31.82	\$66,180	5.2	\$18.76	\$21.39	\$31.60	\$40.10	\$47.96	\$39,010	\$44,500	\$65,720	\$83,410	\$99,770
11-9021	Construction managers	240	32.4	\$46.06	\$95,800	6.1	\$27.65	\$36.47	\$43.07	\$49.38	#	\$57,510	\$75,860	\$89,580	\$102,710	#
11-9031	Education administrators, preschool and child care center/program	#	#	\$19.83	\$41,240	4.1	\$15.84	\$16.84	\$18.56	\$21.68	\$26.81	\$32,940	\$35,020	\$38,610	\$45,090	\$55,760
11-9032	Education administrators, elementary and secondary school	100	11.7	#	\$75,440	2.3	#	#	#	#	#	\$42,250	\$60,860	\$77,760	\$92,570	\$109,250
11-9051	Food service managers	160	17.5	\$28.38	\$59,030	5.9	\$14.87	\$20.78	\$25.50	\$35.44	\$43.03	\$30,930	\$43,220	\$53,050	\$73,720	\$89,490
11-9081	Lodging managers	260	25.9	\$31.52	\$65,560	6.4	\$18.42	\$20.88	\$29.85	\$39.16	\$45.16	\$38,320	\$43,430	\$62,080	\$81,450	\$93,940
11-9111	Medical and health services managers	#	#	\$40.04	\$83,270	5	\$25.95	\$32.15	\$39.21	\$47.73	\$55.50	\$53,980	\$66,870	\$81,550	\$99,280	\$115,440
11-9131	Postmasters and mail superintendents	40	0	\$25.11	\$52,220	1.6	\$14.82	\$20.00	\$26.00	\$30.50	\$35.54	\$30,820	\$41,600	\$54,080	\$63,440	\$73,920
11-9141	Property, real estate, and community association managers	270	21.2	\$27.41	\$57,010	9.2	\$11.93	\$15.63	\$23.65	\$38.72	\$45.23	\$24,820	\$32,510	\$49,200	\$80,550	\$94,070
11-9151	Social and community service managers	60	24.7	\$25.74	\$53,530	6	\$15.02	\$16.69	\$24.24	\$33.42	\$39.16	\$31,250	\$34,710	\$50,430	\$69,520	\$81,440
11-9199	Managers, all other	190	25	\$35.50	\$73,830	4.5	\$19.82	\$23.51	\$32.95	\$43.39	\$57.00	\$41,220	\$48,890	\$68,540	\$90,260	\$118,570
<b>13-0000</b>	<b>Business and Financial Operations Occupations</b>	<b>2,800</b>	<b>10.1</b>	<b>\$28.75</b>	<b>\$59,810</b>	<b>4</b>	<b>\$13.97</b>	<b>\$18.25</b>	<b>\$24.97</b>	<b>\$34.88</b>	<b>\$44.37</b>	<b>\$29,060</b>	<b>\$37,960</b>	<b>\$51,940</b>	<b>\$72,550</b>	<b>\$92,280</b>
13-1023	Purchasing agents, except wholesale, retail, and farm products	90	35.8	\$22.24	\$46,260	7.5	\$14.71	\$16.12	\$20.21	\$27.26	\$33.84	\$30,600	\$33,520	\$42,040	\$56,710	\$70,380
13-1041	Compliance officers, except agriculture, construction, health and safety, and transportation	70	12.2	\$19.18	\$39,890	2	\$13.33	\$15.45	\$18.33	\$21.98	\$26.33	\$27,730	\$32,130	\$38,120	\$45,720	\$54,770
13-1051	Cost estimators	210	35.5	\$23.85	\$49,620	15.9	\$11.58	\$12.76	\$20.31	\$33.48	\$42.90	\$24,090	\$26,540	\$42,240	\$69,630	\$89,240
13-1072	Compensation, benefits, and job analysis specialists	40	21.6	\$23.65	\$49,190	4	\$15.06	\$19.12	\$23.53	\$27.83	\$32.67	\$31,320	\$39,770	\$48,940	\$57,890	\$67,950
13-1073	Training and development specialists	60	40.7	\$23.59	\$49,070	6.1	\$12.77	\$16.05	\$21.45	\$29.10	\$34.41	\$26,570	\$33,390	\$44,610	\$60,540	\$71,580
13-1079	Human resources, training, and labor relations specialists, all other	50	24.5	\$23.03	\$47,890	4.2	\$15.51	\$17.37	\$20.63	\$26.53	\$31.50	\$32,260	\$36,120	\$42,910	\$55,180	\$65,510

# Data unavailable

Occupational Code	Occupational Title	Employment Estimate	Employment Percentage Relative Standard Error	Average Hourly Wage	Average Annual Wage	Wage Percentage Relative Standard Error	10th Percentile (Hourly)	25th Percentile (Hourly)	50th Percentile (Hourly)	75th Percentile (Hourly)	90th Percentile (Hourly)	10th Percentile (Annual)	25th Percentile (Annual)	50th Percentile (Annual)	75th Percentile (Annual)	90th Percentile (Annual)
13-1111	Management analysts	130	44.6	\$40.29	\$83,810	13.8	\$21.48	\$32.77	\$36.65	\$39.92	#	\$44,680	\$68,170	\$76,230	\$83,030	#
13-1121	Meeting and convention planners	90	25.8	\$20.83	\$43,330	4.7	\$13.14	\$17.25	\$19.59	\$22.72	\$29.92	\$27,340	\$35,870	\$40,750	\$47,250	\$62,230
13-1199	Business operations specialists, all other	330	14.3	\$30.10	\$62,600	6.9	\$14.36	\$18.76	\$24.55	\$35.62	\$50.49	\$29,870	\$39,020	\$51,060	\$74,080	\$105,020
13-2011	Accountants and auditors	860	11.7	\$31.99	\$66,540	7.8	\$15.44	\$21.37	\$28.12	\$37.75	\$47.75	\$32,110	\$44,450	\$58,480	\$78,510	\$99,310
13-2021	Appraisers and assessors of real estate	#	#	\$25.21	\$52,440	2.3	\$16.21	\$17.80	\$22.11	\$34.43	\$37.88	\$33,720	\$37,020	\$45,990	\$71,610	\$78,800
13-2041	Credit analysts	#	#	\$20.32	\$42,270	14.3	\$12.84	\$14.11	\$21.31	\$24.06	\$26.68	\$26,720	\$29,350	\$44,330	\$50,050	\$55,490
13-2051	Financial analysts	#	#	\$29.21	\$60,750	6.2	\$18.61	\$22.00	\$27.39	\$33.19	\$43.86	\$38,710	\$45,760	\$56,970	\$69,040	\$91,230
13-2052	Personal financial advisors	#	#	\$61.43	\$127,770	12.4	\$14.74	\$38.67	\$61.02	#	#	\$30,660	\$80,440	\$126,930	#	#
13-2072	Loan officers	400	35.9	\$27.41	\$57,020	12.2	\$13.17	\$17.20	\$22.96	\$33.01	\$41.60	\$27,390	\$35,780	\$47,760	\$68,660	\$86,530
13-2099	Financial specialists, all other	#	#	\$21.86	\$45,480	3	\$13.24	\$15.06	\$20.53	\$28.37	\$34.12	\$27,550	\$31,320	\$42,710	\$59,000	\$70,970
<b>15-0000</b>	<b>Computer and Mathematical Occupations</b>	<b>710</b>	<b>9.6</b>	<b>\$26.37</b>	<b>\$54,860</b>	<b>6.3</b>	<b>\$14.35</b>	<b>\$18.32</b>	<b>\$23.73</b>	<b>\$31.19</b>	<b>\$42.87</b>	<b>\$29,850</b>	<b>\$38,110</b>	<b>\$49,350</b>	<b>\$64,870</b>	<b>\$89,170</b>
15-1031	Computer software engineers, applications	60	27.9	\$42.10	\$87,570	10.6	\$25.57	\$31.41	\$40.79	\$52.84	\$63.59	\$53,190	\$65,330	\$84,840	\$109,910	\$132,260
15-1041	Computer support specialists	220	10.3	\$20.65	\$42,950	2.7	\$15.53	\$17.27	\$19.66	\$22.99	\$27.93	\$32,300	\$35,910	\$40,900	\$47,810	\$58,100
15-1051	Computer systems analysts	#	#	\$30.01	\$62,420	4.1	\$23.07	\$24.91	\$27.62	\$35.98	\$42.63	\$47,990	\$51,810	\$57,460	\$74,830	\$88,670
15-1071	Network and computer systems administrators	160	22.8	\$32.04	\$66,640	3.6	\$23.15	\$25.23	\$28.31	\$34.86	\$45.97	\$48,160	\$52,490	\$58,890	\$72,510	\$95,620
15-1081	Network systems and data communications analysts	#	#	\$23.64	\$49,170	4	\$20.06	\$21.10	\$22.84	\$24.48	\$30.37	\$41,710	\$43,880	\$47,500	\$50,920	\$63,160
15-1099	Computer specialists, all other	30	20.4	\$24.36	\$50,670	7.1	\$12.96	\$14.58	\$20.51	\$37.43	\$43.11	\$26,960	\$30,330	\$42,660	\$77,850	\$89,680
<b>17-0000</b>	<b>Architecture and Engineering Occupations</b>	<b>1,180</b>	<b>8.9</b>	<b>\$31.24</b>	<b>\$64,980</b>	<b>10.4</b>	<b>\$16.35</b>	<b>\$20.49</b>	<b>\$26.66</b>	<b>\$38.86</b>	<b>\$49.77</b>	<b>\$34,020</b>	<b>\$42,610</b>	<b>\$55,450</b>	<b>\$80,840</b>	<b>\$103,520</b>
17-1011	Architects, except landscape and naval	#	#	\$27.21	\$56,600	11.2	\$18.16	\$19.75	\$22.85	\$30.40	\$44.25	\$37,770	\$41,070	\$47,530	\$63,220	\$92,030
17-1022	Surveyors	70	38.1	\$25.01	\$52,010	6.9	\$14.03	\$19.48	\$24.80	\$32.08	\$35.27	\$29,190	\$40,520	\$51,580	\$66,720	\$73,370
17-2051	Civil engineers	100	17.8	\$29.62	\$61,620	5	\$21.11	\$24.33	\$29.65	\$34.70	\$38.73	\$43,910	\$50,610	\$61,680	\$72,180	\$80,550
17-2071	Electrical engineers	#	#	\$37.83	\$78,680	2.8	\$31.02	\$33.72	\$37.88	\$42.96	\$46.50	\$64,530	\$70,140	\$78,790	\$89,360	\$96,710
17-2081	Environmental engineers	#	#	\$27.37	\$56,930	14.6	\$17.76	\$21.71	\$26.11	\$29.96	\$38.97	\$36,930	\$45,150	\$54,300	\$62,320	\$81,050
17-3011	Architectural and civil drafters	#	#	\$26.55	\$55,230	10.9	\$18.53	\$21.47	\$25.47	\$30.01	\$40.39	\$38,550	\$44,660	\$52,970	\$62,420	\$84,010
17-3022	Civil engineering technicians	#	#	\$24.56	\$51,090	4.9	\$18.38	\$21.11	\$24.50	\$27.76	\$32.59	\$38,220	\$43,910	\$50,960	\$57,750	\$67,790
17-3031	Surveying and mapping technicians	70	39.2	\$18.42	\$38,320	10.2	\$12.73	\$13.78	\$15.78	\$23.80	\$27.11	\$26,490	\$28,670	\$32,830	\$49,490	\$56,380
<b>19-0000</b>	<b>Life, Physical, and Social Science Occupations</b>	<b>700</b>	<b>5</b>	<b>\$22.11</b>	<b>\$45,980</b>	<b>3</b>	<b>\$12.33</b>	<b>\$14.19</b>	<b>\$20.18</b>	<b>\$27.91</b>	<b>\$34.35</b>	<b>\$25,640</b>	<b>\$29,510</b>	<b>\$41,980</b>	<b>\$58,050</b>	<b>\$71,450</b>
19-1031	Conservation scientists	40	16.6	\$23.93	\$49,780	3	\$15.99	\$19.00	\$23.62	\$28.95	\$33.79	\$33,270	\$39,510	\$49,130	\$60,220	\$70,290
19-1032	Foresters	30	0	\$25.81	\$53,690	1.7	\$20.67	\$22.80	\$26.02	\$28.94	\$30.70	\$42,990	\$47,420	\$54,120	\$60,200	\$63,850
19-2043	Hydrologists	#	#	\$29.73	\$61,840	9.1	\$19.04	\$25.71	\$31.94	\$35.49	\$37.66	\$39,610	\$53,470	\$66,430	\$73,810	\$78,320
19-3021	Market research analysts	60	27.3	\$30.42	\$63,270	8.3	\$20.49	\$23.75	\$28.34	\$34.03	\$38.08	\$42,630	\$49,390	\$58,950	\$70,770	\$79,210
19-3051	Urban and regional planners	90	16.5	\$29.03	\$60,380	2.1	\$20.41	\$24.32	\$29.37	\$33.83	\$38.39	\$42,450	\$50,580	\$61,090	\$70,380	\$79,850

# Data unavailable

Occupational Code	Occupational Title	Employment Estimate	Employment Percentage Relative Standard Error	Average Hourly Wage	Average Annual Wage	Wage Percentage Relative Standard Error	10th Percentile (Hourly)	25th Percentile (Hourly)	50th Percentile (Hourly)	75th Percentile (Hourly)	90th Percentile (Hourly)	10th Percentile (Annual)	25th Percentile (Annual)	50th Percentile (Annual)	75th Percentile (Annual)	90th Percentile (Annual)
19-4021	Biological technicians	60	0	\$15.06	\$31,330	1.8	\$11.88	\$12.90	\$14.27	\$16.41	\$20.76	\$24,700	\$26,820	\$29,680	\$34,130	\$43,170
19-4031	Chemical technicians	30	19.5	\$21.00	\$43,670	2.2	\$16.30	\$18.64	\$20.87	\$23.64	\$26.67	\$33,910	\$38,770	\$43,410	\$49,160	\$55,480
19-4093	Forest and conservation technicians	230	0.7	\$14.22	\$29,590	1.5	\$10.81	\$12.31	\$13.64	\$14.95	\$18.64	\$22,480	\$25,610	\$28,360	\$31,090	\$38,760
<b>21-0000</b>	<b>Community and Social Services Occupations</b>	<b>540</b>	<b>14.2</b>	<b>\$20.41</b>	<b>\$42,460</b>	<b>4</b>	<b>\$11.13</b>	<b>\$14.19</b>	<b>\$19.32</b>	<b>\$26.18</b>	<b>\$30.62</b>	<b>\$23,140</b>	<b>\$29,520</b>	<b>\$40,180</b>	<b>\$54,460</b>	<b>\$63,700</b>
21-1012	Educational, vocational, and school counselors	#	#	\$26.19	\$54,480	5.5	\$17.24	\$19.88	\$25.49	\$30.84	\$37.02	\$35,860	\$41,340	\$53,030	\$64,140	\$77,010
21-1021	Child, family, and school social workers	60	48.6	\$20.15	\$41,920	13.7	\$11.94	\$13.75	\$17.30	\$24.08	\$37.41	\$24,830	\$28,610	\$35,980	\$50,090	\$77,810
21-1092	Probation officers and correctional treatment specialists	40	18.9	\$21.34	\$44,390	2.8	\$15.82	\$17.16	\$19.88	\$24.92	\$29.42	\$32,900	\$35,680	\$41,340	\$51,840	\$61,200
21-1093	Social and human service assistants	130	39	\$13.27	\$27,590	6.2	\$9.87	\$11.24	\$12.99	\$14.58	\$17.47	\$20,540	\$23,370	\$27,010	\$30,320	\$36,330
21-1099	Community and social service specialists, all other	70	27.3	\$20.50	\$42,650	4.5	\$13.33	\$16.39	\$20.43	\$24.71	\$27.97	\$27,730	\$34,090	\$42,490	\$51,390	\$58,170
<b>23-0000</b>	<b>Legal Occupations</b>	<b>510</b>	<b>10.9</b>	<b>\$29.99</b>	<b>\$62,380</b>	<b>9.8</b>	<b>\$15.33</b>	<b>\$17.75</b>	<b>\$27.96</b>	<b>\$36.88</b>	<b>\$52.44</b>	<b>\$31,880</b>	<b>\$36,920</b>	<b>\$58,150</b>	<b>\$76,710</b>	<b>\$109,080</b>
23-1011	Lawyers	250	25.8	\$38.71	\$80,510	10.1	\$25.19	\$30.76	\$35.63	\$44.86	\$58.25	\$52,390	\$63,980	\$74,100	\$93,310	\$121,170
23-2011	Paralegals and legal assistants	140	47.8	\$18.13	\$37,720	7.1	\$15.12	\$16.09	\$17.29	\$19.03	\$24.16	\$31,450	\$33,460	\$35,960	\$39,580	\$50,260
23-2093	Title examiners, abstractors, and searchers	80	22.5	\$19.17	\$39,880	18.4	\$6.88	\$9.18	\$19.81	\$26.55	\$34.07	\$14,320	\$19,090	\$41,200	\$55,220	\$70,860
<b>25-0000</b>	<b>Education, Training, and Library Occupations</b>	<b>3,000</b>	<b>5.8</b>	<b>\$20.40</b>	<b>\$42,440</b>	<b>4.7</b>	<b>\$10.87</b>	<b>\$13.33</b>	<b>\$18.28</b>	<b>\$26.54</b>	<b>\$33.69</b>	<b>\$22,620</b>	<b>\$27,720</b>	<b>\$38,020</b>	<b>\$55,200</b>	<b>\$70,070</b>
25-1194	Vocational education teachers, postsecondary	50	38.2	\$19.55	\$40,670	13.5	\$14.07	\$15.58	\$17.91	\$24.58	\$26.91	\$29,260	\$32,410	\$37,260	\$51,120	\$55,980
25-2011	Preschool teachers, except special education	320	38.8	\$15.60	\$32,440	11.7	\$9.91	\$11.51	\$13.74	\$16.75	\$29.58	\$20,620	\$23,940	\$28,570	\$34,850	\$61,530
25-2012	Kindergarten teachers, except special education	80	0.8	#	\$46,180	1.7	#	#	#	#	#	\$23,000	\$31,880	\$46,270	\$59,510	\$70,820
25-2021	Elementary school teachers, except special education	590	7.1	#	\$50,310	2.5	#	#	#	#	#	\$29,800	\$37,680	\$49,540	\$63,030	\$73,290
25-2022	Middle school teachers, except special and vocational education	310	6.2	#	\$48,870	1.4	#	#	#	#	#	\$31,150	\$36,100	\$47,400	\$58,480	\$71,810
25-2031	Secondary school teachers, except special and vocational education	320	1.3	#	\$49,970	1.2	#	#	#	#	#	\$31,780	\$38,140	\$47,760	\$61,220	\$72,540
25-2041	Special education teachers, preschool, kindergarten, and elementary school	50	1.3	#	\$48,770	1.4	#	#	#	#	#	\$31,580	\$37,760	\$45,590	\$56,960	\$72,410
25-2042	Special education teachers, middle school	40	0	#	\$47,080	1.5	#	#	#	#	#	\$30,620	\$35,660	\$45,040	\$55,170	\$67,600
25-2043	Special education teachers, secondary school	40	0	#	\$49,590	1.6	#	#	#	#	#	\$31,620	\$38,620	\$48,450	\$62,220	\$70,930
25-3021	Self-enrichment education teachers	270	36.8	\$16.69	\$34,710	9.7	\$9.70	\$11.07	\$13.65	\$21.54	\$29.76	\$20,180	\$23,030	\$28,390	\$44,800	\$61,900
25-3099	Teachers and instructors, all other	140	9.8	#	\$40,080	6	#	#	#	#	#	\$25,590	\$28,350	\$32,890	\$51,270	\$65,930
25-4021	Librarians	100	38	\$22.85	\$47,540	6	\$12.83	\$15.18	\$22.15	\$29.29	\$36.45	\$26,690	\$31,580	\$46,070	\$60,930	\$75,810
25-4031	Library technicians	#	#	\$13.96	\$29,040	6.1	\$9.87	\$11.20	\$12.91	\$16.23	\$20.65	\$20,520	\$23,300	\$26,860	\$33,760	\$42,960
25-9041	Teacher assistants	380	7	#	\$24,180	2.8	#	#	#	#	#	\$16,370	\$21,110	\$24,920	\$27,870	\$29,920

# Data unavailable

Occupational Code	Occupational Title	Employment Estimate	Employment Percentage Relative Standard Error	Average Hourly Wage	Average Annual Wage	Wage Percentage Relative Standard Error	10th Percentile (Hourly)	25th Percentile (Hourly)	50th Percentile (Hourly)	75th Percentile (Hourly)	90th Percentile (Hourly)	10th Percentile (Annual)	25th Percentile (Annual)	50th Percentile (Annual)	75th Percentile (Annual)	90th Percentile (Annual)
<b>27-0000</b>	<b>Arts, Design, Entertainment, Sports, and Media Occupations</b>	<b>#</b>	<b>#</b>	<b>\$20.76</b>	<b>\$43,180</b>	<b>4.2</b>	<b>\$10.49</b>	<b>\$13.64</b>	<b>\$17.22</b>	<b>\$22.80</b>	<b>\$34.53</b>	<b>\$21,810</b>	<b>\$28,370</b>	<b>\$35,810</b>	<b>\$47,420</b>	<b>\$71,830</b>
27-1021	Commercial and industrial designers	#	#	\$48.90	\$101,710	19.4	\$16.49	\$24.83	\$29.00	#	#	\$34,300	\$51,650	\$60,320	#	#
27-1023	Floral designers	60	11.3	\$14.31	\$29,760	4	\$11.87	\$12.69	\$13.93	\$15.69	\$18.10	\$24,690	\$26,390	\$28,980	\$32,630	\$37,650
27-1024	Graphic designers	110	17.4	\$20.76	\$43,180	8.9	\$12.14	\$13.30	\$16.18	\$22.82	\$38.62	\$25,260	\$27,650	\$33,650	\$47,460	\$80,340
27-1025	Interior designers	150	39.3	\$21.27	\$44,230	10	\$9.35	\$12.71	\$20.30	\$28.42	\$34.87	\$19,450	\$26,440	\$42,210	\$59,120	\$72,540
27-2012	Producers and directors	70	27.2	\$24.11	\$50,150	11.4	\$14.03	\$17.36	\$20.26	\$29.55	\$36.42	\$29,180	\$36,110	\$42,140	\$61,460	\$75,760
27-2022	Coaches and scouts	#	#	#	\$40,390	4.5	#	#	#	#	#	\$18,010	\$26,900	\$34,450	\$39,330	\$85,070
27-2099	Entertainers and performers, sports and related workers, all other	#	#	\$18.31	#	11	\$13.03	\$14.58	\$19.63	\$21.40	\$22.46	#	#	#	#	#
27-3011	Radio and television announcers	30	19.2	\$15.00	\$31,210	21.5	\$7.43	\$9.69	\$11.49	\$15.63	\$32.75	\$15,450	\$20,160	\$23,910	\$32,510	\$68,120
27-3031	Public relations specialists	320	21.7	\$22.18	\$46,130	10.3	\$14.01	\$16.06	\$19.07	\$23.02	\$30.26	\$29,140	\$33,400	\$39,670	\$47,880	\$62,940
27-4011	Audio and video equipment technicians	#	#	\$13.62	\$28,340	13.1	\$9.80	\$10.33	\$11.23	\$15.16	\$24.23	\$20,380	\$21,490	\$23,370	\$31,530	\$50,410
27-4012	Broadcast technicians	#	#	\$17.13	\$35,630	11.5	\$11.81	\$15.24	\$17.94	\$20.41	\$21.89	\$24,560	\$31,710	\$37,310	\$42,450	\$45,520
<b>29-0000</b>	<b>Healthcare Practitioners and Technical Occupations</b>	<b>2,270</b>	<b>8.1</b>	<b>\$29.23</b>	<b>\$60,800</b>	<b>4.9</b>	<b>\$12.95</b>	<b>\$17.15</b>	<b>\$25.25</b>	<b>\$34.21</b>	<b>\$47.75</b>	<b>\$26,930</b>	<b>\$35,680</b>	<b>\$52,520</b>	<b>\$71,150</b>	<b>\$99,310</b>
29-1021	Dentists, general	#	#	\$63.37	\$131,800	24.6	\$32.77	\$48.65	\$55.42	#	#	\$68,160	\$101,180	\$115,270	#	#
29-1041	Optometrists	#	#	\$38.72	\$80,540	23.5	\$23.06	\$25.14	\$36.39	\$45.40	\$55.12	\$47,970	\$52,300	\$75,700	\$94,420	\$114,650
29-1051	Pharmacists	80	9.6	\$46.72	\$97,170	2.3	\$38.61	\$42.06	\$46.90	\$53.24	\$59.23	\$80,310	\$87,490	\$97,550	\$110,730	\$123,190
29-1062	Family and general practitioners	#	#	\$61.53	\$127,980	9.6	\$34.20	\$38.61	\$49.76	#	#	\$71,140	\$80,300	\$103,490	#	#
29-1071	Physician assistants	#	#	\$34.30	\$71,350	3.3	\$29.66	\$31.26	\$33.94	\$37.22	\$42.19	\$61,690	\$65,030	\$70,600	\$77,420	\$87,760
29-1111	Registered nurses	630	10.8	\$27.72	\$57,650	4.2	\$19.65	\$23.75	\$27.25	\$32.10	\$37.72	\$40,880	\$49,400	\$56,670	\$66,760	\$78,460
29-1123	Physical therapists	60	11.2	\$30.09	\$62,580	3.4	\$22.05	\$24.34	\$27.40	\$33.14	\$38.92	\$45,870	\$50,630	\$57,000	\$68,930	\$80,960
29-1126	Respiratory therapists	#	#	\$25.86	\$53,790	6.5	\$19.02	\$22.43	\$25.55	\$28.57	\$34.33	\$39,560	\$46,640	\$53,140	\$59,420	\$71,410
29-1127	Speech-language pathologists	40	21	\$27.38	\$56,950	2.6	\$20.76	\$23.80	\$26.71	\$31.01	\$36.36	\$43,190	\$49,500	\$55,560	\$64,510	\$75,620
29-1131	Veterinarians	40	11.4	\$38.45	\$79,980	16.8	\$22.57	\$25.07	\$36.02	\$50.87	\$62.35	\$46,940	\$52,140	\$74,920	\$105,820	\$129,690
29-2011	Medical and clinical laboratory technologists	90	22.9	\$24.38	\$50,710	3.3	\$17.13	\$21.06	\$24.93	\$27.91	\$31.52	\$35,640	\$43,810	\$51,850	\$58,050	\$65,550
29-2012	Medical and clinical laboratory technicians	50	23.5	\$19.62	\$40,810	5.8	\$11.64	\$14.27	\$20.47	\$25.02	\$27.18	\$24,210	\$29,680	\$42,590	\$52,030	\$56,540
29-2021	Dental hygienists	90	48.4	\$37.44	\$77,880	3.2	\$31.65	\$34.64	\$38.24	\$41.62	\$44.02	\$65,840	\$72,060	\$79,540	\$86,580	\$91,560
29-2034	Radiologic technologists and technicians	100	11.5	\$26.72	\$55,580	2.5	\$20.26	\$23.67	\$26.40	\$29.41	\$34.47	\$42,140	\$49,240	\$54,920	\$61,180	\$71,710
29-2041	Emergency medical technicians and paramedics	250	17.1	\$16.09	\$33,480	6.7	\$9.42	\$12.29	\$15.53	\$19.38	\$24.40	\$19,600	\$25,550	\$32,290	\$40,300	\$50,740
29-2052	Pharmacy technicians	50	14.7	\$15.04	\$31,280	4.2	\$11.99	\$13.13	\$14.75	\$16.60	\$17.78	\$24,940	\$27,310	\$30,670	\$34,520	\$36,990
29-2056	Veterinary technologists and technicians	70	13.9	\$16.02	\$33,320	6.5	\$12.50	\$13.79	\$15.42	\$17.17	\$20.57	\$26,000	\$28,670	\$32,080	\$35,710	\$42,780

# Data unavailable

Occupational Code	Occupational Title	Employment Estimate	Employment Percentage Relative Standard Error	Average Hourly Wage	Average Annual Wage	Wage Percentage Relative Standard Error	10th Percentile (Hourly)	25th Percentile (Hourly)	50th Percentile (Hourly)	75th Percentile (Hourly)	90th Percentile (Hourly)	10th Percentile (Annual)	25th Percentile (Annual)	50th Percentile (Annual)	75th Percentile (Annual)	90th Percentile (Annual)
29-2061	Licensed practical and licensed vocational nurses	110	15.8	\$15.94	\$33,160	2.4	\$12.32	\$13.80	\$15.72	\$17.67	\$20.70	\$25,630	\$28,690	\$32,700	\$36,760	\$43,060
29-2071	Medical records and health information technicians	70	23.9	\$14.33	\$29,810	8.3	\$6.99	\$11.03	\$14.36	\$17.61	\$21.23	\$14,530	\$22,940	\$29,870	\$36,620	\$44,150
29-2081	Opticians, dispensing	60	24.5	\$14.81	\$30,810	8.9	\$9.58	\$12.31	\$14.79	\$17.74	\$19.81	\$19,930	\$25,610	\$30,760	\$36,890	\$41,200
<b>31-0000</b>	<b>Healthcare Support Occupations</b>	<b>760</b>	<b>9.8</b>	<b>\$17.10</b>	<b>\$35,570</b>	<b>5.5</b>	<b>\$9.00</b>	<b>\$11.80</b>	<b>\$15.68</b>	<b>\$19.96</b>	<b>\$30.00</b>	<b>\$18,720</b>	<b>\$24,540</b>	<b>\$32,610</b>	<b>\$41,510</b>	<b>\$62,390</b>
31-1011	Home health aides	60	25	\$9.13	\$19,000	2.1	\$7.34	\$7.89	\$8.78	\$10.23	\$11.23	\$15,270	\$16,410	\$18,270	\$21,270	\$23,360
31-1012	Nursing aides, orderlies, and attendants	80	17.4	\$11.99	\$24,940	2.6	\$9.16	\$9.98	\$11.49	\$13.79	\$16.16	\$19,040	\$20,750	\$23,910	\$28,690	\$33,620
31-9011	Massage therapists	150	28.8	\$25.56	\$53,170	12.1	\$6.74	\$16.39	\$29.79	\$33.71	\$36.24	\$14,020	\$34,080	\$61,960	\$70,110	\$75,380
31-9091	Dental assistants	150	17.2	\$17.83	\$37,090	4.3	\$14.39	\$15.77	\$17.55	\$19.74	\$22.31	\$29,940	\$32,810	\$36,510	\$41,050	\$46,410
31-9092	Medical assistants	170	19.9	\$16.96	\$35,280	5.4	\$11.86	\$13.79	\$16.37	\$19.69	\$23.92	\$24,670	\$28,680	\$34,060	\$40,960	\$49,760
31-9095	Pharmacy aides	#	#	\$13.44	\$27,960	5.7	\$9.14	\$12.01	\$13.77	\$15.58	\$16.86	\$19,010	\$24,970	\$28,640	\$32,410	\$35,070
<b>33-0000</b>	<b>Protective Service Occupations</b>	<b>1,740</b>	<b>10.3</b>	<b>\$17.59</b>	<b>\$36,580</b>	<b>4.6</b>	<b>\$7.87</b>	<b>\$10.36</b>	<b>\$16.47</b>	<b>\$23.09</b>	<b>\$29.63</b>	<b>\$16,370</b>	<b>\$21,540</b>	<b>\$34,260</b>	<b>\$48,020</b>	<b>\$61,630</b>
33-1012	First-line supervisors/managers of police and detectives	60	20.8	\$31.12	\$64,720	3.5	\$20.24	\$25.43	\$32.78	\$36.54	\$39.32	\$42,100	\$52,890	\$68,170	\$75,990	\$81,780
33-1021	First-line supervisors/managers of fire fighting and prevention workers	#	#	\$30.47	\$63,370	2.7	\$20.68	\$23.07	\$28.61	\$38.28	\$45.66	\$43,010	\$47,980	\$59,510	\$79,630	\$94,980
33-1099	First-line supervisors/managers, protective service workers, all other	40	46.4	\$25.25	\$52,520	3.1	\$14.79	\$16.60	\$22.45	\$32.95	\$40.75	\$30,770	\$34,530	\$46,700	\$68,540	\$84,760
33-2011	Fire fighters	200	47.2	#	#	#	#	#	#	#	#	#	#	#	#	#
33-3012	Correctional officers and jailers	120	21.2	\$19.55	\$40,670	6.1	\$8.84	\$15.41	\$20.50	\$24.46	\$27.87	\$18,390	\$32,040	\$42,640	\$50,880	\$57,980
33-3021	Detectives and criminal investigators	40	34.4	\$27.34	\$56,860	3	\$19.50	\$21.95	\$25.95	\$31.27	\$40.22	\$40,560	\$45,650	\$53,970	\$65,040	\$83,650
33-3051	Police and sheriff's patrol officers	350	15.1	\$23.13	\$48,110	2.5	\$15.68	\$19.43	\$23.09	\$27.34	\$30.48	\$32,620	\$40,410	\$48,020	\$56,860	\$63,390
33-9032	Security guards	250	14.8	\$13.39	\$27,860	2.8	\$8.82	\$10.37	\$13.56	\$16.26	\$18.24	\$18,340	\$21,560	\$28,210	\$33,830	\$37,940
33-9091	Crossing guards	#	#	\$9.72	\$20,220	2.9	\$7.47	\$8.08	\$9.23	\$10.69	\$12.82	\$15,530	\$16,810	\$19,200	\$22,240	\$26,660
33-9092	Lifeguards, ski patrol, and other recreational protective service workers	420	16.7	\$10.27	\$21,370	5.3	\$7.36	\$8.26	\$9.77	\$11.84	\$14.03	\$15,310	\$17,170	\$20,320	\$24,620	\$29,190
33-9099	Protective service workers, all other	#	#	\$16.88	\$35,100	2.7	\$12.17	\$13.28	\$15.23	\$19.03	\$25.05	\$25,300	\$27,620	\$31,670	\$39,580	\$52,110
<b>35-0000</b>	<b>Food Preparation and Serving Related Occupations</b>	<b>12,250</b>	<b>6.7</b>	<b>\$9.92</b>	<b>\$20,630</b>	<b>3.3</b>	<b>\$5.91</b>	<b>\$6.78</b>	<b>\$8.93</b>	<b>\$12.13</b>	<b>\$15.14</b>	<b>\$12,300</b>	<b>\$14,100</b>	<b>\$18,580</b>	<b>\$25,220</b>	<b>\$31,490</b>
35-1011	Chefs and head cooks	#	#	\$21.48	\$44,680	3.7	\$12.81	\$15.48	\$20.48	\$25.69	\$32.16	\$26,650	\$32,210	\$42,590	\$53,440	\$66,890
35-1012	First-line supervisors/managers of food preparation and serving workers	520	17.2	\$16.48	\$34,280	3.3	\$10.34	\$12.60	\$15.27	\$18.76	\$24.81	\$21,500	\$26,220	\$31,760	\$39,020	\$51,610
35-2011	Cooks, fast food	#	#	\$8.69	\$18,070	3.7	\$6.82	\$7.49	\$8.43	\$9.93	\$11.31	\$14,190	\$15,590	\$17,530	\$20,660	\$23,530
35-2012	Cooks, institution and cafeteria	140	14	\$13.80	\$28,700	2.8	\$9.74	\$11.75	\$13.61	\$15.86	\$18.08	\$20,260	\$24,440	\$28,300	\$32,990	\$37,610
35-2014	Cooks, restaurant	1,900	17.2	\$12.07	\$25,110	1.6	\$9.02	\$10.36	\$12.10	\$13.69	\$15.17	\$18,750	\$21,550	\$25,180	\$28,480	\$31,550

# Data unavailable

Occupational Code	Occupational Title	Employment Estimate	Employment Percentage Relative Standard Error	Average Hourly Wage	Average Annual Wage	Wage Percentage Relative Standard Error	10th Percentile (Hourly)	25th Percentile (Hourly)	50th Percentile (Hourly)	75th Percentile (Hourly)	90th Percentile (Hourly)	10th Percentile (Annual)	25th Percentile (Annual)	50th Percentile (Annual)	75th Percentile (Annual)	90th Percentile (Annual)
35-2015	Cooks, short order	70	33.6	\$13.59	\$28,270	5.1	\$9.15	\$12.12	\$14.05	\$15.26	\$16.89	\$19,040	\$25,210	\$29,230	\$31,740	\$35,120
35-2021	Food preparation workers	730	14.2	\$11.38	\$23,670	2	\$8.77	\$9.74	\$10.92	\$12.94	\$15.60	\$18,230	\$20,250	\$22,710	\$26,920	\$32,450
35-3011	Bartenders	#	#	\$8.16	\$16,980	5	\$5.76	\$6.35	\$7.42	\$8.69	\$12.38	\$11,990	\$13,200	\$15,430	\$18,070	\$25,750
35-3021	Combined food preparation and serving workers, including fast food	860	9	\$9.45	\$19,660	2.7	\$7.09	\$8.40	\$9.49	\$10.60	\$11.60	\$14,740	\$17,480	\$19,740	\$22,040	\$24,130
35-3022	Counter attendants, cafeteria, food concession, and coffee shop	490	44.9	\$8.06	\$16,770	4.6	\$6.19	\$7.20	\$7.93	\$8.65	\$10.41	\$12,880	\$14,980	\$16,490	\$18,000	\$21,660
35-3031	Waiters and waitresses	3,670	12	\$8.30	\$17,260	5.3	\$5.61	\$6.01	\$6.69	\$8.71	\$15.08	\$11,660	\$12,500	\$13,910	\$18,120	\$31,370
35-3041	Food servers, nonrestaurant	280	38.5	\$9.29	\$19,320	2.3	\$5.86	\$6.79	\$9.20	\$11.20	\$13.10	\$12,200	\$14,130	\$19,140	\$23,310	\$27,250
35-9011	Dining room and cafeteria attendants and bartender helpers	490	24.4	\$7.94	\$16,520	4.4	\$5.67	\$6.18	\$7.03	\$8.86	\$12.70	\$11,790	\$12,850	\$14,620	\$18,420	\$26,420
35-9021	Dishwashers	660	17.1	\$9.27	\$19,290	2.7	\$7.38	\$8.16	\$9.32	\$10.47	\$11.24	\$15,350	\$16,970	\$19,380	\$21,780	\$23,370
35-9031	Hosts and hostesses, restaurant, lounge, and coffee shop	400	17.1	\$9.74	\$20,250	4.9	\$6.72	\$7.85	\$9.34	\$11.70	\$13.97	\$13,980	\$16,330	\$19,420	\$24,340	\$29,060
35-9099	Food preparation and serving related workers, all other	30	31.8	\$11.19	\$23,280	7.7	\$6.41	\$9.75	\$11.77	\$13.44	\$14.69	\$13,330	\$20,280	\$24,480	\$27,940	\$30,560
<b>37-0000</b>	<b>Building and Grounds Cleaning and Maintenance Occupations</b>	<b>6,110</b>	<b>4.5</b>	<b>\$13.40</b>	<b>\$27,870</b>	<b>1.8</b>	<b>\$9.20</b>	<b>\$10.53</b>	<b>\$12.70</b>	<b>\$15.60</b>	<b>\$19.19</b>	<b>\$19,130</b>	<b>\$21,900</b>	<b>\$26,410</b>	<b>\$32,460</b>	<b>\$39,920</b>
37-1011	First-line supervisors/managers of housekeeping and janitorial workers	180	14.3	\$17.72	\$36,850	3	\$10.25	\$12.64	\$17.30	\$21.75	\$26.71	\$21,320	\$26,290	\$35,990	\$45,250	\$55,560
37-1012	First-line supervisors/managers of landscaping, lawn service, and groundskeeping workers	220	19.1	\$20.96	\$43,590	4.7	\$13.49	\$17.17	\$19.65	\$24.20	\$29.30	\$28,050	\$35,710	\$40,870	\$50,330	\$60,940
37-2011	Janitors and cleaners, except maids and housekeeping cleaners	1,320	13.5	\$12.83	\$26,680	3	\$9.23	\$10.52	\$12.40	\$15.45	\$17.39	\$19,190	\$21,890	\$25,780	\$32,140	\$36,170
37-2012	Maids and housekeeping cleaners	2,490	6.8	\$12.16	\$25,300	2.9	\$8.41	\$9.95	\$11.68	\$13.94	\$17.72	\$17,490	\$20,690	\$24,300	\$28,990	\$36,860
37-3011	Landscaping and groundskeeping workers	1,790	8.1	\$13.96	\$29,040	2.7	\$9.70	\$11.14	\$13.30	\$16.17	\$19.31	\$20,180	\$23,180	\$27,650	\$33,620	\$40,150
37-3012	Pesticide handlers, sprayers, and applicators, vegetation	#	#	\$14.44	\$30,030	6.1	\$12.39	\$12.98	\$13.95	\$14.89	\$17.73	\$25,770	\$26,990	\$29,020	\$30,980	\$36,880
37-3019	Grounds maintenance workers, all other	#	#	\$17.19	\$35,760	3.3	\$13.18	\$14.95	\$16.75	\$19.71	\$22.16	\$27,420	\$31,090	\$34,840	\$40,990	\$46,090
<b>39-0000</b>	<b>Personal Care and Service Occupations</b>	<b>2,850</b>	<b>22.1</b>	<b>\$12.33</b>	<b>\$25,650</b>	<b>6.6</b>	<b>\$6.58</b>	<b>\$8.06</b>	<b>\$10.60</b>	<b>\$14.64</b>	<b>\$20.70</b>	<b>\$13,690</b>	<b>\$16,760</b>	<b>\$22,050</b>	<b>\$30,440</b>	<b>\$43,060</b>
39-1021	First-line supervisors/managers of personal service workers	120	29	\$19.18	\$39,900	3.1	\$13.01	\$14.93	\$19.04	\$23.22	\$26.80	\$27,050	\$31,040	\$39,610	\$48,300	\$55,740
39-2021	Nonfarm animal caretakers	#	#	\$11.27	\$23,450	8	\$8.37	\$9.25	\$10.87	\$13.35	\$15.01	\$17,410	\$19,230	\$22,610	\$27,760	\$31,220
39-3031	Ushers, lobby attendants, and ticket takers	#	#	\$8.14	\$16,920	3.7	\$7.25	\$7.57	\$8.11	\$8.66	\$9.58	\$15,070	\$15,750	\$16,880	\$18,000	\$19,920
39-3091	Amusement and recreation attendants	#	#	\$8.84	\$18,380	6	\$6.14	\$7.19	\$8.38	\$10.21	\$12.58	\$12,760	\$14,950	\$17,430	\$21,230	\$26,170
39-5012	Hairdressers, hairstylists, and cosmetologists	#	#	\$10.21	\$21,230	12.3	\$6.37	\$9.20	\$9.97	\$10.74	\$11.20	\$13,240	\$19,150	\$20,740	\$22,330	\$23,290

# Data unavailable



Occupational Code	Occupational Title	Employment Estimate	Employment Percentage Relative Standard Error	Average Hourly Wage	Average Annual Wage	Wage Percentage Relative Standard Error	10th Percentile (Hourly)	25th Percentile (Hourly)	50th Percentile (Hourly)	75th Percentile (Hourly)	90th Percentile (Hourly)	10th Percentile (Annual)	25th Percentile (Annual)	50th Percentile (Annual)	75th Percentile (Annual)	90th Percentile (Annual)
39-6011	Baggage porters and bellhops	200	15.5	\$8.33	\$17,320	3.4	\$5.87	\$6.62	\$8.08	\$9.87	\$11.28	\$12,210	\$13,770	\$16,810	\$20,530	\$23,460
39-6012	Concierges	100	11.9	\$14.76	\$30,700	5.6	\$9.40	\$11.07	\$13.65	\$16.85	\$20.85	\$19,560	\$23,030	\$28,390	\$35,050	\$43,360
39-6021	Tour guides and escorts	#	#	\$11.93	\$24,820	6.6	\$7.78	\$10.24	\$11.78	\$14.06	\$16.16	\$16,180	\$21,300	\$24,490	\$29,250	\$33,620
39-9011	Child care workers	290	34.3	\$11.02	\$22,930	3.8	\$6.40	\$7.89	\$9.71	\$12.23	\$17.90	\$13,310	\$16,410	\$20,200	\$25,430	\$37,230
39-9021	Personal and home care aides	#	#	\$11.21	\$23,310	10.1	\$8.04	\$9.21	\$10.17	\$11.12	\$17.45	\$16,730	\$19,160	\$21,150	\$23,130	\$36,300
39-9031	Fitness trainers and aerobics instructors	360	35	\$22.26	\$46,290	8.1	\$14.65	\$17.83	\$20.25	\$26.56	\$35.39	\$30,480	\$37,090	\$42,120	\$55,240	\$73,620
39-9032	Recreation workers	310	28	\$12.48	\$25,950	5.4	\$6.95	\$9.33	\$12.51	\$14.42	\$18.56	\$14,450	\$19,400	\$26,030	\$29,990	\$38,610
39-9099	Personal care and service workers, all other	#	#	\$12.03	\$25,010	5.5	\$9.57	\$11.33	\$12.25	\$13.17	\$13.72	\$19,900	\$23,570	\$25,490	\$27,400	\$28,540
<b>41-0000</b>	<b>Sales and Related Occupations</b>	<b>9,640</b>	<b>4.2</b>	<b>\$15.98</b>	<b>\$33,230</b>	<b>2.7</b>	<b>\$9.03</b>	<b>\$10.39</b>	<b>\$13.21</b>	<b>\$18.00</b>	<b>\$26.82</b>	<b>\$18,780</b>	<b>\$21,610</b>	<b>\$27,480</b>	<b>\$37,450</b>	<b>\$55,780</b>
41-1011	First-line supervisors/managers of retail sales workers	840	11.2	\$22.22	\$46,210	4.2	\$14.07	\$15.91	\$19.18	\$26.28	\$34.35	\$29,270	\$33,100	\$39,890	\$54,670	\$71,440
41-1012	First-line supervisors/managers of non-retail sales workers	60	25.3	\$31.06	\$64,590	8	\$19.82	\$22.17	\$27.52	\$32.40	\$48.63	\$41,220	\$46,110	\$57,240	\$67,390	\$101,160
41-2011	Cashiers	1,980	14.8	\$11.93	\$24,820	2	\$9.02	\$9.93	\$11.26	\$13.55	\$16.21	\$18,760	\$20,650	\$23,430	\$28,170	\$33,710
41-2021	Counter and rental clerks	680	16.2	\$12.82	\$26,660	4.6	\$8.78	\$9.91	\$12.13	\$15.08	\$19.28	\$18,260	\$20,610	\$25,230	\$31,360	\$40,100
41-2022	Parts salespersons	130	29.6	\$13.62	\$28,330	4.8	\$9.75	\$11.50	\$13.27	\$15.16	\$17.57	\$20,280	\$23,910	\$27,600	\$31,530	\$36,540
41-2031	Retail salespersons	4,100	7.2	\$13.62	\$28,330	2.8	\$8.87	\$10.06	\$12.02	\$15.70	\$20.63	\$18,450	\$20,920	\$25,010	\$32,660	\$42,920
41-3011	Advertising sales agents	90	21.3	\$22.03	\$45,820	8	\$12.56	\$16.46	\$20.22	\$26.67	\$35.81	\$26,120	\$34,230	\$42,060	\$55,480	\$74,480
41-3021	Insurance sales agents	130	24.4	\$23.86	\$49,620	9.5	\$14.66	\$16.25	\$21.59	\$30.19	\$38.54	\$30,490	\$33,800	\$44,920	\$62,790	\$80,170
41-3031	Securities, commodities, and financial services sales agents	40	30.2	\$28.57	\$59,420	27.4	\$14.45	\$16.41	\$18.99	\$25.70	#	\$30,060	\$34,130	\$39,490	\$53,450	#
41-3041	Travel agents	160	17.5	\$15.96	\$33,190	11.3	\$8.49	\$10.08	\$13.58	\$17.34	\$27.15	\$17,660	\$20,960	\$28,250	\$36,070	\$56,470
41-3099	Sales representatives, services, all other	210	25.5	\$22.48	\$46,760	9.6	\$6.97	\$13.08	\$21.11	\$29.75	\$37.94	\$14,500	\$27,200	\$43,920	\$61,870	\$78,920
41-4012	Sales representatives, wholesale and manufacturing, except technical and scientific products	580	18.7	\$27.05	\$56,250	8.2	\$13.11	\$15.47	\$21.51	\$35.63	\$47.25	\$27,260	\$32,170	\$44,750	\$74,100	\$98,290
41-9021	Real estate brokers	50	43.7	#	#	#	#	#	#	#	#	#	#	#	#	#
41-9022	Real estate sales agents	410	39.3	#	#	#	#	#	#	#	#	#	#	#	#	#
41-9041	Telemarketers	#	#	\$14.54	\$30,250	5.2	\$6.51	\$9.03	\$14.57	\$19.87	\$22.70	\$13,530	\$18,780	\$30,310	\$41,330	\$47,220
41-9099	Sales and related workers, all other	40	31.9	\$20.50	\$42,640	8.3	\$12.68	\$14.46	\$18.20	\$22.27	\$27.78	\$26,370	\$30,070	\$37,860	\$46,320	\$57,770
<b>43-0000</b>	<b>Office and Administrative Support Occupations</b>	<b>11,260</b>	<b>4.2</b>	<b>\$15.77</b>	<b>\$32,810</b>	<b>1.2</b>	<b>\$9.74</b>	<b>\$11.85</b>	<b>\$14.84</b>	<b>\$18.67</b>	<b>\$23.34</b>	<b>\$20,250</b>	<b>\$24,650</b>	<b>\$30,870</b>	<b>\$38,830</b>	<b>\$48,550</b>
43-1011	First-line supervisors/managers of office and administrative support workers	550	13.3	\$26.04	\$54,170	3.3	\$15.71	\$19.99	\$25.40	\$30.66	\$38.34	\$32,690	\$41,570	\$52,820	\$63,780	\$79,740
43-2011	Switchboard operators, including answering service	110	41.2	\$11.01	\$22,910	3.5	\$7.69	\$9.09	\$10.69	\$13.06	\$15.19	\$15,990	\$18,910	\$22,230	\$27,170	\$31,600
43-3011	Bill and account collectors	70	30.7	\$15.24	\$31,710	7.6	\$9.67	\$10.70	\$14.45	\$18.69	\$21.29	\$20,120	\$22,260	\$30,060	\$38,870	\$44,270

# Data unavailable

Occupational Code	Occupational Title	Employment Estimate	Employment Percentage Relative Standard Error	Average Hourly Wage	Average Annual Wage	Wage Percentage Relative Standard Error	10th Percentile (Hourly)	25th Percentile (Hourly)	50th Percentile (Hourly)	75th Percentile (Hourly)	90th Percentile (Hourly)	10th Percentile (Annual)	25th Percentile (Annual)	50th Percentile (Annual)	75th Percentile (Annual)	90th Percentile (Annual)
43-3021	Billing and posting clerks and machine operators	140	18.6	\$14.96	\$31,110	2.9	\$10.23	\$12.08	\$14.25	\$17.93	\$21.28	\$21,280	\$25,120	\$29,640	\$37,300	\$44,270
43-3031	Bookkeeping, accounting, and auditing clerks	1,320	11.4	\$17.35	\$36,090	2.9	\$11.46	\$13.42	\$17.04	\$20.86	\$24.41	\$23,840	\$27,910	\$35,430	\$43,380	\$50,770
43-3051	Payroll and timekeeping clerks	80	15.8	\$16.61	\$34,550	4.8	\$9.69	\$11.46	\$18.33	\$20.95	\$22.54	\$20,150	\$23,830	\$38,130	\$43,570	\$46,880
43-3061	Procurement clerks	40	22	\$14.76	\$30,690	4.2	\$9.74	\$10.88	\$14.54	\$16.99	\$22.38	\$20,270	\$22,640	\$30,250	\$35,330	\$46,550
43-3071	Tellers	350	32.8	#	#	#	#	#	#	#	#	#	#	#	#	#
43-4031	Court, municipal, and license clerks	120	8.4	\$17.47	\$36,330	3.2	\$11.77	\$14.03	\$17.18	\$20.27	\$24.09	\$24,480	\$29,190	\$35,730	\$42,150	\$50,120
43-4051	Customer service representatives	560	14.2	\$15.23	\$31,680	3.8	\$10.20	\$11.72	\$14.45	\$17.67	\$21.66	\$21,210	\$24,370	\$30,060	\$36,750	\$45,060
43-4071	File clerks	50	40.4	\$10.67	\$22,190	9.4	\$6.01	\$6.71	\$10.17	\$14.20	\$17.02	\$12,500	\$13,960	\$21,150	\$29,540	\$35,410
43-4081	Hotel, motel, and resort desk clerks	860	7.8	\$12.88	\$26,800	6.7	\$8.23	\$10.28	\$12.82	\$15.15	\$17.62	\$17,110	\$21,390	\$26,670	\$31,520	\$36,650
43-4121	Library assistants, clerical	50	13.7	\$10.40	\$21,640	5.4	\$7.90	\$8.78	\$9.99	\$11.40	\$14.41	\$16,430	\$18,260	\$20,770	\$23,710	\$29,980
43-4131	Loan interviewers and clerks	240	36.1	\$15.66	\$32,560	7.5	\$10.09	\$11.99	\$14.98	\$18.39	\$22.29	\$20,980	\$24,930	\$31,160	\$38,250	\$46,360
43-4141	New accounts clerks	#	#	\$15.07	\$31,350	11.7	\$10.52	\$13.05	\$14.72	\$17.75	\$20.38	\$21,890	\$27,150	\$30,620	\$36,930	\$42,390
43-4151	Order clerks	160	28.4	\$13.44	\$27,960	10.2	\$8.97	\$9.89	\$11.81	\$17.94	\$20.92	\$18,660	\$20,570	\$24,560	\$37,320	\$43,510
43-4161	Human resources assistants, except payroll and timekeeping	80	19	\$17.67	\$36,760	2.7	\$11.86	\$13.95	\$17.74	\$21.17	\$23.96	\$24,670	\$29,010	\$36,910	\$44,020	\$49,830
43-4171	Receptionists and information clerks	740	14.7	\$14.32	\$29,780	2.9	\$9.81	\$12.01	\$13.99	\$16.57	\$19.35	\$20,410	\$24,980	\$29,100	\$34,460	\$40,240
43-4181	Reservation and transportation ticket agents and travel clerks	230	13.6	\$13.76	\$28,610	3.9	\$10.00	\$11.32	\$12.85	\$14.34	\$19.51	\$20,810	\$23,550	\$26,720	\$29,820	\$40,570
43-4199	All other information and record clerks	100	29.3	\$16.23	\$33,760	2.1	\$12.53	\$14.53	\$16.17	\$17.88	\$20.81	\$26,070	\$30,230	\$33,640	\$37,190	\$43,290
43-5031	Police, fire, and ambulance dispatchers	100	9.5	\$16.63	\$34,590	5.8	\$7.01	\$15.15	\$16.92	\$18.93	\$22.00	\$14,580	\$31,510	\$35,190	\$39,370	\$45,750
43-5032	Dispatchers, except police, fire, and ambulance	70	14.3	\$18.12	\$37,700	5.8	\$12.31	\$13.67	\$16.75	\$21.95	\$26.94	\$25,610	\$28,430	\$34,850	\$45,660	\$56,030
43-5041	Meter readers, utilities	30	32.1	#	#	#	#	#	#	#	#	#	#	#	#	#
43-5051	Postal service clerks	110	0	\$20.49	\$42,610	1.8	\$16.81	\$19.14	\$20.97	\$22.73	\$23.79	\$34,960	\$39,820	\$43,610	\$47,290	\$49,490
43-5052	Postal service mail carriers	30	0	\$20.61	\$42,870	2.8	\$16.85	\$19.54	\$21.19	\$22.85	\$23.84	\$35,050	\$40,650	\$44,080	\$47,520	\$49,590
43-5053	Postal service mail sorters, processors, and processing machine operators	50	0	\$16.24	\$33,780	1.6	\$10.55	\$12.41	\$15.05	\$20.91	\$23.06	\$21,940	\$25,810	\$31,300	\$43,490	\$47,970
43-5071	Shipping, receiving, and traffic clerks	110	20.3	\$15.15	\$31,500	3.2	\$10.39	\$12.43	\$14.69	\$17.86	\$20.90	\$21,620	\$25,850	\$30,560	\$37,160	\$43,470
43-5081	Stock clerks and order fillers	580	11.8	\$13.14	\$27,330	1.8	\$9.87	\$10.92	\$12.64	\$14.80	\$17.28	\$20,540	\$22,710	\$26,280	\$30,780	\$35,940
43-6011	Executive secretaries and administrative assistants	940	10.6	\$20.07	\$41,750	2.5	\$14.34	\$15.92	\$18.95	\$23.23	\$27.91	\$29,840	\$33,100	\$39,420	\$48,320	\$58,060
43-6012	Legal secretaries	70	48.5	\$24.20	\$50,350	17.2	\$12.91	\$19.83	\$24.60	\$31.16	\$34.34	\$26,850	\$41,250	\$51,170	\$64,800	\$71,440
43-6013	Medical secretaries	140	21.4	\$16.22	\$33,740	4.8	\$12.19	\$13.44	\$15.55	\$18.17	\$22.17	\$25,350	\$27,940	\$32,350	\$37,790	\$46,110
43-6014	Secretaries, except legal, medical, and executive	730	13.7	\$15.56	\$32,360	2	\$10.87	\$13.65	\$15.64	\$17.44	\$20.12	\$22,620	\$28,390	\$32,530	\$36,280	\$41,850
43-9021	Data entry keyers	40	41.7	\$13.17	\$27,390	8.5	\$9.62	\$10.85	\$13.44	\$15.75	\$17.11	\$20,010	\$22,580	\$27,960	\$32,770	\$35,590

# Data unavailable

Occupational Code	Occupational Title	Employment Estimate	Employment Percentage Relative Standard Error	Average Hourly Wage	Average Annual Wage	Wage Percentage Relative Standard Error	10th Percentile (Hourly)	25th Percentile (Hourly)	50th Percentile (Hourly)	75th Percentile (Hourly)	90th Percentile (Hourly)	10th Percentile (Annual)	25th Percentile (Annual)	50th Percentile (Annual)	75th Percentile (Annual)	90th Percentile (Annual)
43-9031	Desktop publishers	#	#	\$11.68	\$24,290	5.1	\$9.59	\$10.23	\$11.30	\$12.75	\$14.91	\$19,950	\$21,270	\$23,500	\$26,510	\$31,000
43-9061	Office clerks, general	2,010	8.6	\$12.94	\$26,900	2.6	\$7.55	\$10.05	\$12.27	\$15.64	\$18.79	\$15,700	\$20,900	\$25,520	\$32,540	\$39,090
43-9071	Office machine operators, except computer	30	31.4	\$14.48	\$30,110	16.5	\$9.33	\$10.52	\$13.39	\$15.70	\$21.20	\$19,400	\$21,890	\$27,840	\$32,650	\$44,100
43-9199	Office and administrative support workers, all other	#	#	\$15.73	\$32,730	2.3	\$12.56	\$14.73	\$16.18	\$17.50	\$18.56	\$26,120	\$30,640	\$33,650	\$36,410	\$38,600
<b>45-0000</b>	<b>Farming, Fishing, and Forestry Occupations</b>	<b>120</b>	<b>20</b>	<b>\$13.56</b>	<b>\$28,200</b>	<b>4.3</b>	<b>\$8.41</b>	<b>\$9.97</b>	<b>\$12.59</b>	<b>\$16.80</b>	<b>\$20.66</b>	<b>\$17,500</b>	<b>\$20,730</b>	<b>\$26,190</b>	<b>\$34,940</b>	<b>\$42,980</b>
45-2092	Farmworkers and laborers, crop, nursery, and greenhouse	#	#	\$14.16	\$29,450	14.5	\$8.27	\$9.18	\$14.62	\$18.84	\$20.70	\$17,210	\$19,090	\$30,400	\$39,180	\$43,050
45-2093	Farmworkers, farm and ranch animals	60	29.8	\$12.89	\$26,810	5.3	\$7.89	\$9.72	\$11.81	\$14.94	\$20.86	\$16,420	\$20,220	\$24,570	\$31,070	\$43,390
<b>47-0000</b>	<b>Construction and Extraction Occupations</b>	<b>10,150</b>	<b>6</b>	<b>\$18.99</b>	<b>\$39,500</b>	<b>3.9</b>	<b>\$10.28</b>	<b>\$12.94</b>	<b>\$17.70</b>	<b>\$23.79</b>	<b>\$30.11</b>	<b>\$21,380</b>	<b>\$26,900</b>	<b>\$36,820</b>	<b>\$49,480</b>	<b>\$62,630</b>
47-1011	First-line supervisors/managers of construction trades and extraction workers	630	12.4	\$29.19	\$60,710	3.1	\$18.88	\$24.76	\$29.10	\$34.16	\$39.23	\$39,280	\$51,490	\$60,530	\$71,040	\$81,590
47-2021	Brickmasons and blockmasons	#	#	\$19.23	\$40,010	9.5	\$12.97	\$15.57	\$19.59	\$22.39	\$26.11	\$26,980	\$32,380	\$40,750	\$46,570	\$54,320
47-2022	Stonemasons	390	7.1	\$18.53	\$38,550	3.1	\$12.55	\$15.46	\$19.35	\$21.82	\$23.83	\$26,110	\$32,150	\$40,250	\$45,380	\$49,570
47-2031	Carpenters	1,840	14.1	\$22.90	\$47,630	5.9	\$13.74	\$17.12	\$22.65	\$27.09	\$34.98	\$28,580	\$35,600	\$47,100	\$56,350	\$72,760
47-2051	Cement masons and concrete finishers	330	27.6	\$19.90	\$41,390	16.8	\$11.85	\$14.05	\$17.10	\$26.19	\$33.86	\$24,640	\$29,220	\$35,560	\$54,470	\$70,430
47-2071	Paving, surfacing, and tamping equipment operators	140	44.7	\$18.97	\$39,460	2.7	\$15.21	\$17.01	\$19.24	\$21.17	\$22.35	\$31,630	\$35,390	\$40,020	\$44,020	\$46,480
47-2073	Operating engineers and other construction equipment operators	620	15.3	\$21.42	\$44,560	6.3	\$15.02	\$17.37	\$20.43	\$24.89	\$30.71	\$31,240	\$36,120	\$42,490	\$51,770	\$63,890
47-2081	Drywall and ceiling tile installers	110	19.1	\$14.05	\$29,220	27.6	\$9.84	\$10.35	\$11.20	\$18.74	\$24.82	\$20,470	\$21,530	\$23,300	\$38,990	\$51,620
47-2111	Electricians	810	19	\$20.00	\$41,590	4.4	\$13.15	\$15.84	\$19.43	\$22.81	\$30.22	\$27,350	\$32,950	\$40,420	\$47,450	\$62,860
47-2121	Glaziers	#	#	\$17.47	\$36,340	6.1	\$10.73	\$15.16	\$17.09	\$20.42	\$24.49	\$22,320	\$31,530	\$35,560	\$42,480	\$50,930
47-2141	Painters, construction and maintenance	640	20.8	\$19.78	\$41,150	13.8	\$11.87	\$13.43	\$16.87	\$28.90	\$33.22	\$24,680	\$27,940	\$35,100	\$60,120	\$69,090
47-2151	Pipelayers	70	27.8	\$17.10	\$35,560	3.7	\$11.46	\$13.09	\$17.59	\$20.98	\$23.08	\$23,840	\$27,220	\$36,590	\$43,640	\$48,010
47-2152	Plumbers, pipefitters, and steamfitters	700	26	\$23.15	\$48,150	3.8	\$13.93	\$18.46	\$23.87	\$27.69	\$32.13	\$28,980	\$38,400	\$49,640	\$57,600	\$66,830
47-2181	Roofers	310	28	\$16.79	\$34,910	7.7	\$12.25	\$13.51	\$16.10	\$19.63	\$22.26	\$25,470	\$28,090	\$33,500	\$40,840	\$46,310
47-2211	Sheet metal workers	#	#	\$16.52	\$34,360	5.5	\$14.54	\$15.18	\$16.30	\$17.45	\$19.87	\$30,250	\$31,580	\$33,910	\$36,290	\$41,330
47-3011	Helpers—brickmasons, blockmasons, stonemasons, and tile and marble setters	120	30	\$13.17	\$27,400	3.7	\$10.18	\$11.40	\$12.90	\$14.57	\$16.88	\$21,170	\$23,700	\$26,820	\$30,310	\$35,100
47-3012	Helpers—carpenters	190	35	\$15.56	\$32,360	5	\$12.05	\$14.35	\$16.14	\$17.42	\$18.34	\$25,050	\$29,850	\$33,580	\$36,220	\$38,140
47-3015	Helpers—pipelayers, plumbers, pipefitters, and steamfitters	#	#	\$11.96	\$24,880	22.9	\$7.47	\$7.99	\$8.85	\$16.30	\$19.99	\$15,540	\$16,620	\$18,420	\$33,900	\$41,580
47-3019	Helpers, construction trades, all other	#	#	\$17.06	\$35,480	19.5	\$9.90	\$12.28	\$18.98	\$20.74	\$21.79	\$20,580	\$25,540	\$39,480	\$43,130	\$45,330
47-4011	Construction and building inspectors	80	14.9	\$24.79	\$51,560	2.6	\$18.11	\$21.45	\$25.22	\$27.88	\$30.69	\$37,680	\$44,620	\$52,460	\$57,990	\$63,840
47-4051	Highway maintenance workers	260	15.4	\$16.83	\$35,010	3	\$12.80	\$14.69	\$16.86	\$18.96	\$21.54	\$26,620	\$30,550	\$35,060	\$39,430	\$44,800

# Data unavailable

Occupational Code	Occupational Title	Employment Estimate	Employment Percentage Relative Standard Error	Average Hourly Wage	Average Annual Wage	Wage Percentage Relative Standard Error	10th Percentile (Hourly)	25th Percentile (Hourly)	50th Percentile (Hourly)	75th Percentile (Hourly)	90th Percentile (Hourly)	10th Percentile (Annual)	25th Percentile (Annual)	50th Percentile (Annual)	75th Percentile (Annual)	90th Percentile (Annual)
<b>49-0000</b>	<b>Installation, Maintenance, and Repair Occupations</b>	<b>3,010</b>	<b>7</b>	<b>\$18.65</b>	<b>\$38,800</b>	<b>2</b>	<b>\$10.59</b>	<b>\$13.13</b>	<b>\$17.71</b>	<b>\$22.87</b>	<b>\$28.59</b>	<b>\$22,020</b>	<b>\$27,310</b>	<b>\$36,830</b>	<b>\$47,570</b>	<b>\$59,460</b>
49-1011	First-line supervisors/managers of mechanics, installers, and repairers	210	15.4	\$28.77	\$59,840	3	\$19.08	\$23.57	\$28.25	\$34.26	\$38.85	\$39,680	\$49,030	\$58,760	\$71,270	\$80,800
49-2011	Computer, automated teller, and office machine repairers	50	37.1	\$14.14	\$29,400	10.8	\$5.91	\$6.68	\$15.17	\$19.06	\$21.56	\$12,280	\$13,900	\$31,550	\$39,640	\$44,840
49-2095	Electrical and electronics repairers, powerhouse, substation, and relay	#	#	\$25.87	\$53,800	4.4	\$22.96	\$24.00	\$25.75	\$27.51	\$28.98	\$47,760	\$49,930	\$53,570	\$57,220	\$60,280
49-3011	Aircraft mechanics and service technicians	#	#	\$21.37	\$44,460	12.4	\$12.25	\$13.48	\$24.83	\$27.82	\$29.68	\$25,490	\$28,030	\$51,640	\$57,860	\$61,720
49-3021	Automotive body and related repairers	50	15.5	\$28.63	\$59,550	12.9	\$19.32	\$21.06	\$28.78	\$36.53	\$39.76	\$40,180	\$43,810	\$59,850	\$75,980	\$82,700
49-3023	Automotive service technicians and mechanics	230	14.8	\$16.70	\$34,740	11.7	\$9.75	\$10.66	\$14.26	\$21.14	\$29.02	\$20,290	\$22,160	\$29,660	\$43,980	\$60,360
49-3031	Bus and truck mechanics and diesel engine specialists	100	15.4	\$20.88	\$43,440	1.9	\$17.44	\$18.86	\$20.63	\$22.43	\$25.79	\$36,260	\$39,240	\$42,900	\$46,650	\$53,640
49-3042	Mobile heavy equipment mechanics, except engines	230	27.1	\$18.99	\$39,490	4.7	\$11.42	\$14.84	\$19.16	\$23.24	\$26.68	\$23,760	\$30,860	\$39,840	\$48,340	\$55,490
49-3053	Outdoor power equipment and other small engine mechanics	30	40.4	\$20.45	\$42,540	6.7	\$12.98	\$17.47	\$20.99	\$24.04	\$27.60	\$27,000	\$36,340	\$43,660	\$50,010	\$57,410
49-3091	Bicycle repairers	110	32	\$11.80	\$24,540	6.7	\$8.94	\$10.70	\$12.22	\$13.36	\$14.05	\$18,600	\$22,260	\$25,420	\$27,780	\$29,220
49-9021	Heating, air conditioning, and refrigeration mechanics and installers	#	#	\$18.32	\$38,110	12.8	\$10.09	\$12.36	\$16.63	\$23.10	\$30.35	\$20,980	\$25,710	\$34,600	\$48,050	\$63,130
49-9041	Industrial machinery mechanics	#	#	\$21.19	\$44,080	4.3	\$12.25	\$16.30	\$20.95	\$25.68	\$31.52	\$25,480	\$33,910	\$43,580	\$53,400	\$65,550
49-9042	Maintenance and repair workers, general	1,180	7.5	\$16.19	\$33,680	2.1	\$10.89	\$12.74	\$15.67	\$19.21	\$22.03	\$22,650	\$26,510	\$32,580	\$39,960	\$45,820
49-9043	Maintenance workers, machinery	30	21.8	\$20.11	\$41,820	9.4	\$11.49	\$16.12	\$21.48	\$24.56	\$27.22	\$23,890	\$33,520	\$44,670	\$51,090	\$56,620
49-9051	Electrical power-line installers and repairers	80	18	\$29.16	\$60,650	2.4	\$24.55	\$26.55	\$29.46	\$32.59	\$35.28	\$51,060	\$55,210	\$61,270	\$67,790	\$73,380
49-9052	Telecommunications line installers and repairers	#	#	\$21.22	\$44,140	3.8	\$15.31	\$16.60	\$22.50	\$25.76	\$27.78	\$31,840	\$34,520	\$46,790	\$53,590	\$57,790
49-9094	Locksmiths and safe repairers	#	#	\$14.41	\$29,970	5	\$9.56	\$10.45	\$12.96	\$18.69	\$21.40	\$19,890	\$21,740	\$26,950	\$38,860	\$44,520
49-9098	Helpers—installation, maintenance, and repair workers	60	21	\$13.68	\$28,460	6.1	\$7.68	\$11.04	\$14.05	\$16.71	\$18.73	\$15,970	\$22,970	\$29,230	\$34,750	\$38,960
49-9099	Installation, maintenance, and repair workers, all other	#	#	\$18.93	\$39,380	7.8	\$11.85	\$14.29	\$18.38	\$21.97	\$27.57	\$24,660	\$29,730	\$38,230	\$45,700	\$57,350
<b>51-0000</b>	<b>Production Occupations</b>	<b>1,980</b>	<b>12.4</b>	<b>#</b>	<b>#</b>	<b>#</b>	<b>#</b>	<b>#</b>	<b>#</b>	<b>#</b>	<b>#</b>	<b>#</b>	<b>#</b>	<b>#</b>	<b>#</b>	<b>#</b>
51-1011	First-line supervisors/managers of production and operating workers	90	28.6	\$27.00	\$56,170	4.1	\$17.06	\$19.11	\$29.52	\$33.36	\$35.82	\$35,480	\$39,740	\$61,400	\$69,380	\$74,510
51-2041	Structural metal fabricators and fitters	70	4.8	\$19.31	\$40,170	4.9	\$14.75	\$16.32	\$18.69	\$21.62	\$26.39	\$30,680	\$33,950	\$38,880	\$44,980	\$54,900
51-3011	Bakers	130	24.9	\$12.98	\$26,990	3	\$9.81	\$11.31	\$13.22	\$14.78	\$16.25	\$20,400	\$23,520	\$27,510	\$30,740	\$33,810
51-3021	Butchers and meat cutters	70	32	\$17.18	\$35,740	2.9	\$14.70	\$15.82	\$17.13	\$18.77	\$20.41	\$30,570	\$32,890	\$35,620	\$39,030	\$42,450
51-4121	Welders, cutters, solderers, and brazers	#	#	\$22.35	\$46,480	3.6	\$12.29	\$16.75	\$20.15	\$25.43	\$40.14	\$25,570	\$34,840	\$41,920	\$52,900	\$83,490

# Data unavailable

Occupational Code	Occupational Title	Employment Estimate	Employment Percentage Relative Standard Error	Average Hourly Wage	Average Annual Wage	Wage Percentage Relative Standard Error	10th Percentile (Hourly)	25th Percentile (Hourly)	50th Percentile (Hourly)	75th Percentile (Hourly)	90th Percentile (Hourly)	10th Percentile (Annual)	25th Percentile (Annual)	50th Percentile (Annual)	75th Percentile (Annual)	90th Percentile (Annual)
51-5023	Printing machine operators	40	49.1	\$14.32	\$29,800	10.8	\$9.08	\$10.06	\$13.31	\$17.51	\$20.91	\$18,890	\$20,930	\$27,690	\$36,420	\$43,490
51-6011	Laundry and dry-cleaning workers	230	12.6	\$10.00	\$20,800	3.9	\$7.55	\$8.24	\$9.70	\$11.19	\$13.86	\$15,710	\$17,140	\$20,170	\$23,280	\$28,830
51-6031	Sewing machine operators	#	#	\$10.96	\$22,790	6.1	\$8.34	\$9.60	\$10.67	\$11.73	\$13.92	\$17,350	\$19,970	\$22,200	\$24,400	\$28,950
51-6093	Upholsterers	30	47.8	\$12.47	\$25,930	13.6	\$9.92	\$10.55	\$11.56	\$13.96	\$17.13	\$20,630	\$21,940	\$24,050	\$29,030	\$35,620
51-7021	Furniture finishers	#	#	\$20.76	\$43,180	15	\$10.33	\$16.25	\$23.20	\$25.89	\$27.50	\$21,480	\$33,790	\$48,260	\$53,850	\$57,200
51-8013	Power plant operators	#	#	\$21.30	\$44,310	12.2	\$15.97	\$17.42	\$20.08	\$24.51	\$30.07	\$33,220	\$36,240	\$41,760	\$50,980	\$62,540
51-8031	Water and liquid waste treatment plant and system operators	90	36.1	\$19.49	\$40,530	4.3	\$12.85	\$14.15	\$18.60	\$24.44	\$28.27	\$26,740	\$29,430	\$38,690	\$50,830	\$58,790
51-9023	Mixing and blending machine setters, operators, and tenders	#	#	\$13.03	\$27,110	17.6	\$9.12	\$9.68	\$10.62	\$18.50	\$21.02	\$18,980	\$20,140	\$22,080	\$38,490	\$43,720
51-9198	Helpers—production workers	30	22.2	\$11.08	\$23,040	4.4	\$8.85	\$9.73	\$10.93	\$12.93	\$14.41	\$18,410	\$20,230	\$22,730	\$26,900	\$29,980
51-9199	Production workers, all other	#	#	\$17.59	\$36,580	13.5	\$11.66	\$13.74	\$19.07	\$20.69	\$21.67	\$24,260	\$28,580	\$39,670	\$43,040	\$45,070
<b>53-0000</b>	<b>Transportation and Material Moving Occupations</b>	<b>3,910</b>	<b>7.8</b>	<b>\$14.70</b>	<b>\$30,580</b>	<b>3.3</b>	<b>\$7.48</b>	<b>\$10.28</b>	<b>\$14.11</b>	<b>\$18.20</b>	<b>\$22.17</b>	<b>\$15,550</b>	<b>\$21,380</b>	<b>\$29,340</b>	<b>\$37,860</b>	<b>\$46,120</b>
53-1031	First-line supervisors/managers of transportation and material-moving machine and vehicle operators	110	13.2	\$26.19	\$54,470	6.4	\$18.42	\$20.00	\$22.39	\$29.46	\$38.40	\$38,310	\$41,590	\$46,570	\$61,280	\$79,870
53-3021	Bus drivers, transit and intercity	180	8.2	\$15.27	\$31,760	2.9	\$11.83	\$13.28	\$15.44	\$17.26	\$19.04	\$24,600	\$27,630	\$32,120	\$35,900	\$39,610
53-3022	Bus drivers, school	160	1.1	\$15.84	\$32,950	3	\$11.03	\$14.23	\$16.10	\$18.34	\$20.85	\$22,940	\$29,590	\$33,490	\$38,140	\$43,370
53-3031	Driver/sales workers	#	#	\$9.43	\$19,610	15.3	\$5.61	\$6.09	\$6.90	\$13.97	\$16.50	\$11,670	\$12,680	\$14,360	\$29,070	\$34,330
53-3032	Truck drivers, heavy and tractor-trailer	580	18.4	\$16.49	\$34,300	4.7	\$7.38	\$13.66	\$16.80	\$19.72	\$23.67	\$15,340	\$28,410	\$34,930	\$41,010	\$49,240
53-3033	Truck drivers, light or delivery services	460	14.1	\$15.93	\$33,140	3.2	\$9.95	\$12.84	\$16.05	\$19.18	\$21.70	\$20,690	\$26,720	\$33,390	\$39,890	\$45,140
53-3041	Taxi drivers and chauffeurs	250	10.6	\$9.57	\$19,900	6.4	\$7.04	\$7.75	\$9.01	\$10.97	\$13.22	\$14,630	\$16,120	\$18,730	\$22,810	\$27,490
53-3099	Motor vehicle operators, all other	150	40.9	\$13.83	\$28,760	4.7	\$6.87	\$11.88	\$14.39	\$16.47	\$17.80	\$14,290	\$24,710	\$29,930	\$34,250	\$37,020
53-6021	Parking lot attendants	140	10.5	\$10.34	\$21,520	4	\$8.67	\$9.32	\$10.13	\$10.95	\$12.43	\$18,020	\$19,380	\$21,070	\$22,770	\$25,850
53-6099	Transportation workers, all other	#	#	\$12.71	\$26,440	16.7	\$9.20	\$9.86	\$10.94	\$16.49	\$18.29	\$19,140	\$20,500	\$22,760	\$34,300	\$38,030
53-7032	Excavating and loading machine and dragline operators	350	18.7	\$19.83	\$41,250	11.8	\$12.44	\$14.54	\$19.65	\$26.06	\$28.77	\$25,890	\$30,230	\$40,870	\$54,210	\$59,840
53-7051	Industrial truck and tractor operators	190	31.1	\$14.82	\$30,820	9.9	\$9.48	\$10.70	\$13.63	\$17.51	\$22.07	\$19,720	\$22,250	\$28,360	\$36,420	\$45,910
53-7061	Cleaners of vehicles and equipment	#	#	\$7.97	\$16,580	6.1	\$6.42	\$7.20	\$7.79	\$8.38	\$8.73	\$13,360	\$14,970	\$16,190	\$17,420	\$18,160
53-7062	Laborers and freight, stock, and material movers, hand	510	43.8	\$13.20	\$27,450	3.2	\$9.58	\$10.57	\$12.63	\$14.79	\$18.76	\$19,930	\$21,990	\$26,280	\$30,760	\$39,020
53-7064	Packers and packagers, hand	#	#	\$10.52	\$21,880	2.5	\$9.16	\$9.88	\$10.61	\$11.40	\$11.96	\$19,040	\$20,560	\$22,070	\$23,720	\$24,880
53-7081	Refuse and recyclable material collectors	70	30.8	\$15.86	\$32,990	7.4	\$9.55	\$11.79	\$16.94	\$19.60	\$21.20	\$19,870	\$24,530	\$35,240	\$40,770	\$44,090

# Data unavailable

Occupational Code	Occupational Title	Employment Estimate	Employment Percentage Relative Standard Error	Average Hourly Wage	Average Annual Wage	Wage Percentage Relative Standard Error	10th Percentile (Hourly)	25th Percentile (Hourly)	50th Percentile (Hourly)	75th Percentile (Hourly)	90th Percentile (Hourly)	10th Percentile (Annual)	25th Percentile (Annual)	50th Percentile (Annual)	75th Percentile (Annual)	90th Percentile (Annual)
<b>00-0000</b>	<b>Total All Occupations</b>	<b>20,310</b>	<b>1.98</b>	<b>\$15.92</b>	<b>\$33,123</b>	<b>3.95</b>	<b>\$6.88</b>	<b>\$9.15</b>	<b>\$13.75</b>	<b>\$20.62</b>	<b>\$27.77</b>	<b>\$14,307</b>	<b>\$19,029</b>	<b>\$28,604</b>	<b>\$42,892</b>	<b>\$57,764</b>
<b>11-0000</b>	<b>Management Occupations</b>	<b>640</b>	<b>4.6</b>	<b>\$32.60</b>	<b>\$67,800</b>	<b>2.5</b>	<b>\$16.69</b>	<b>\$22.61</b>	<b>\$30.91</b>	<b>\$39.87</b>	<b>\$49.76</b>	<b>\$34,710</b>	<b>\$47,020</b>	<b>\$64,300</b>	<b>\$82,940</b>	<b>\$103,500</b>
11-1021	General and operations managers	250	6.5	\$36.02	\$74,910	4	\$17.06	\$22.15	\$35.06	\$44.65	\$59.81	\$35,480	\$46,060	\$72,910	\$92,870	\$124,400
11-3031	Financial managers	30	17.2	\$30.16	\$62,740	8.7	\$16.21	\$19.40	\$26.17	\$34.83	\$49.28	\$33,710	\$40,350	\$54,430	\$72,450	\$102,510
11-9032	Education administrators, elementary and secondary school	50	4.3	#	\$60,320	2.7	#	#	#	#	#	\$47,380	\$53,660	\$60,980	\$69,170	\$74,940
11-9111	Medical and health services managers	40	31.5	\$30.10	\$62,610	7.3	\$16.69	\$23.22	\$27.85	\$36.91	\$44.55	\$34,700	\$48,300	\$57,920	\$76,770	\$92,660
11-9141	Property, real estate, and community association managers	#	#	\$24.89	\$51,780	19.4	\$8.25	\$15.85	\$26.58	\$29.87	\$43.37	\$17,170	\$32,960	\$55,290	\$62,140	\$90,200
11-9199	Managers, all other	60	13.2	\$30.58	\$63,610	3.2	\$15.34	\$21.81	\$31.10	\$40.86	\$46.05	\$31,900	\$45,350	\$64,690	\$84,980	\$95,780
<b>13-0000</b>	<b>Business and Financial Operations Occupations</b>	<b>480</b>	<b>5.3</b>	<b>\$25.08</b>	<b>\$52,170</b>	<b>4.8</b>	<b>\$12.52</b>	<b>\$17.01</b>	<b>\$23.34</b>	<b>\$30.39</b>	<b>\$37.47</b>	<b>\$26,040</b>	<b>\$35,370</b>	<b>\$48,550</b>	<b>\$63,220</b>	<b>\$77,940</b>
13-1073	Training and development specialists	#	#	\$23.16	\$48,170	6.1	\$12.19	\$14.88	\$25.46	\$30.50	\$33.54	\$25,350	\$30,950	\$52,960	\$63,430	\$69,760
13-1199	Business operations specialists, all other	130	9.7	\$25.77	\$53,590	3.6	\$12.45	\$19.88	\$27.38	\$32.80	\$37.19	\$25,890	\$41,360	\$56,940	\$68,220	\$77,350
13-2011	Accountants and auditors	110	10.6	\$21.78	\$45,310	3.3	\$13.09	\$16.76	\$21.73	\$25.52	\$29.29	\$27,220	\$34,860	\$45,200	\$53,090	\$60,930
13-2021	Appraisers and assessors of real estate	30	41.8	\$13.30	\$27,660	18.6	\$7.64	\$8.40	\$12.47	\$16.21	\$21.00	\$15,890	\$17,470	\$25,940	\$33,720	\$43,670
13-2072	Loan officers	60	12	\$26.53	\$55,190	8.9	\$16.30	\$19.92	\$24.25	\$32.21	\$41.74	\$33,890	\$41,430	\$50,430	\$67,000	\$86,820
<b>15-0000</b>	<b>Computer and Mathematical Occupations</b>	<b>100</b>	<b>10.8</b>	<b>\$25.66</b>	<b>\$53,360</b>	<b>4.2</b>	<b>\$13.02</b>	<b>\$17.57</b>	<b>\$26.14</b>	<b>\$32.44</b>	<b>\$38.19</b>	<b>\$27,090</b>	<b>\$36,550</b>	<b>\$54,370</b>	<b>\$67,470</b>	<b>\$79,430</b>
15-1021	Computer programmers	#	#	\$26.90	\$55,950	8.1	\$19.33	\$25.46	\$27.75	\$29.98	\$32.29	\$40,210	\$52,950	\$57,720	\$62,360	\$67,160
15-1041	Computer support specialists	30	15.2	\$20.01	\$41,610	7.8	\$11.45	\$13.09	\$15.61	\$23.29	\$38.46	\$23,820	\$27,220	\$32,470	\$48,440	\$80,000
15-1099	Computer specialists, all other	30	0	\$30.55	\$63,540	2.1	\$23.49	\$26.84	\$30.76	\$35.38	\$38.35	\$48,850	\$55,830	\$63,980	\$73,590	\$79,760
<b>17-0000</b>	<b>Architecture and Engineering Occupations</b>	<b>130</b>	<b>9.6</b>	<b>\$28.42</b>	<b>\$59,110</b>	<b>5.9</b>	<b>\$14.10</b>	<b>\$20.22</b>	<b>\$26.14</b>	<b>\$35.32</b>	<b>\$41.53</b>	<b>\$29,330</b>	<b>\$42,060</b>	<b>\$54,380</b>	<b>\$73,470</b>	<b>\$86,380</b>
17-1022	Surveyors	#	#	\$22.00	\$45,750	13.8	\$12.07	\$13.02	\$24.52	\$30.27	\$34.87	\$25,110	\$27,090	\$50,990	\$62,960	\$72,530
<b>19-0000</b>	<b>Life, Physical, and Social Science Occupations</b>	<b>220</b>	<b>5.7</b>	<b>\$22.63</b>	<b>\$47,070</b>	<b>2.9</b>	<b>\$12.11</b>	<b>\$14.99</b>	<b>\$22.60</b>	<b>\$28.98</b>	<b>\$34.89</b>	<b>\$25,180</b>	<b>\$31,180</b>	<b>\$47,010</b>	<b>\$60,270</b>	<b>\$72,560</b>
19-4093	Forest and conservation technicians	50	0	\$15.03	\$31,260	1.8	\$10.43	\$11.82	\$13.95	\$17.07	\$22.40	\$21,690	\$24,590	\$29,020	\$35,500	\$46,590
<b>21-0000</b>	<b>Community and Social Services Occupations</b>	<b>520</b>	<b>18.9</b>	<b>\$18.64</b>	<b>\$38,780</b>	<b>7.4</b>	<b>\$10.01</b>	<b>\$13.27</b>	<b>\$17.36</b>	<b>\$25.27</b>	<b>\$29.36</b>	<b>\$20,810</b>	<b>\$27,610</b>	<b>\$36,110</b>	<b>\$52,560</b>	<b>\$61,060</b>
21-1012	Educational, vocational, and school counselors	40	21.1	\$18.28	\$38,010	8.6	\$10.54	\$12.84	\$18.76	\$22.89	\$26.93	\$21,910	\$26,710	\$39,030	\$47,610	\$56,020
21-1014	Mental health counselors	#	#	\$15.15	\$31,510	7.2	\$10.90	\$12.57	\$14.13	\$16.16	\$21.52	\$22,670	\$26,150	\$29,400	\$33,620	\$44,770
21-1093	Social and human service assistants	#	#	\$9.30	\$19,350	11.7	\$5.96	\$6.54	\$8.15	\$11.46	\$14.88	\$12,390	\$13,600	\$16,960	\$23,840	\$30,940
21-1099	Community and social service specialists, all other	#	#	\$13.38	\$27,830	5.2	\$9.13	\$11.35	\$13.51	\$16.03	\$17.43	\$18,980	\$23,610	\$28,100	\$33,340	\$36,250
<b>23-0000</b>	<b>Legal Occupations</b>	<b>90</b>	<b>17.1</b>	<b>\$29.41</b>	<b>\$61,160</b>	<b>8</b>	<b>\$13.83</b>	<b>\$18.24</b>	<b>\$25.10</b>	<b>\$41.69</b>	<b>\$52.94</b>	<b>\$28,760</b>	<b>\$37,950</b>	<b>\$52,220</b>	<b>\$86,710</b>	<b>\$110,110</b>
23-1011	Lawyers	40	36.3	\$35.83	\$74,530	11	\$20.01	\$23.69	\$27.86	\$48.54	\$55.09	\$41,630	\$49,270	\$57,950	\$100,970	\$114,590
23-2011	Paralegals and legal assistants	30	0	\$18.50	\$38,480	2	\$12.09	\$14.49	\$16.85	\$23.56	\$28.29	\$25,150	\$30,140	\$35,050	\$49,010	\$58,850

# Data unavailable



Occupational Code	Occupational Title	Employment Estimate	Employment Percentage Relative Standard Error	Average Hourly Wage	Average Annual Wage	Wage Percentage Relative Standard Error	10th Percentile (Hourly)	25th Percentile (Hourly)	50th Percentile (Hourly)	75th Percentile (Hourly)	90th Percentile (Hourly)	10th Percentile (Annual)	25th Percentile (Annual)	50th Percentile (Annual)	75th Percentile (Annual)	90th Percentile (Annual)
<b>25-0000</b>	<b>Education, Training, and Library Occupations</b>	<b>1,310</b>	<b>5.5</b>	<b>\$17.08</b>	<b>\$35,530</b>	<b>3.4</b>	<b>\$8.45</b>	<b>\$11.80</b>	<b>\$16.49</b>	<b>\$21.62</b>	<b>\$27.22</b>	<b>\$17,580</b>	<b>\$24,540</b>	<b>\$34,300</b>	<b>\$44,980</b>	<b>\$56,610</b>
25-2011	Preschool teachers, except special education	#	#	\$8.69	\$18,080	6.9	\$7.20	\$7.58	\$8.21	\$9.16	\$10.85	\$14,970	\$15,760	\$17,080	\$19,050	\$22,570
25-2012	Kindergarten teachers, except special education	30	3.9	#	\$38,610	1.9	#	#	#	#	#	\$26,480	\$31,510	\$37,750	\$44,990	\$53,850
25-2021	Elementary school teachers, except special education	260	3.5	#	\$40,220	2.2	#	#	#	#	#	\$27,910	\$33,380	\$39,770	\$47,240	\$55,510
25-2022	Middle school teachers, except special and vocational education	130	3.7	#	\$39,360	1.4	#	#	#	#	#	\$27,640	\$31,740	\$37,750	\$46,430	\$55,640
25-2031	Secondary school teachers, except special and vocational education	180	0.3	#	\$39,940	1.4	#	#	#	#	#	\$29,130	\$33,490	\$39,060	\$46,100	\$55,010
25-2041	Special education teachers, preschool, kindergarten, and elementary school	30	0	#	\$43,400	1.9	#	#	#	#	#	\$30,730	\$35,340	\$43,480	\$52,130	\$58,620
25-2043	Special education teachers, secondary school	30	42.8	#	\$47,780	2.8	#	#	#	#	#	\$32,980	\$39,880	\$47,780	\$56,130	\$62,800
25-3099	Teachers and instructors, all other	120	10.9	#	\$37,390	5.4	#	#	#	#	#	\$26,300	\$28,330	\$31,540	\$43,010	\$63,100
25-4031	Library technicians	40	5.8	\$12.52	\$26,030	3.2	\$9.16	\$10.13	\$11.73	\$14.06	\$17.44	\$19,050	\$21,060	\$24,390	\$29,240	\$36,260
25-9031	Instructional coordinators	#	#	\$29.37	\$61,090	11	\$17.17	\$22.98	\$30.58	\$35.49	\$41.37	\$35,700	\$47,800	\$63,600	\$73,820	\$86,050
25-9041	Teacher assistants	260	8	#	\$19,330	3.1	#	#	#	#	#	\$13,020	\$16,030	\$19,080	\$22,250	\$25,570
25-9099	Education, training, and library workers, all other	40	3.6	\$27.61	\$57,440	2.3	\$20.05	\$22.75	\$27.12	\$32.87	\$37.54	\$41,700	\$47,320	\$56,420	\$68,370	\$78,090
<b>27-0000</b>	<b>Arts, Design, Entertainment, Sports, and Media Occupations</b>	<b>250</b>	<b>24.3</b>	<b>\$16.02</b>	<b>\$33,330</b>	<b>5.5</b>	<b>\$8.31</b>	<b>\$10.03</b>	<b>\$14.22</b>	<b>\$17.74</b>	<b>\$28.12</b>	<b>\$17,280</b>	<b>\$20,860</b>	<b>\$29,590</b>	<b>\$36,890</b>	<b>\$58,480</b>
27-3031	Public relations specialists	30	37.1	#	#	#	#	#	#	#	#	#	#	#	#	#
27-4021	Photographers	#	#	\$10.54	\$21,930	17.6	\$7.91	\$8.33	\$9.02	\$12.28	\$15.14	\$16,460	\$17,320	\$18,760	\$25,530	\$31,480
<b>29-0000</b>	<b>Healthcare Practitioners and Technical Occupations</b>	<b>990</b>	<b>6.4</b>	<b>\$25.33</b>	<b>\$52,680</b>	<b>2.5</b>	<b>\$12.19</b>	<b>\$16.30</b>	<b>\$22.98</b>	<b>\$30.54</b>	<b>\$40.86</b>	<b>\$25,360</b>	<b>\$33,900</b>	<b>\$47,800</b>	<b>\$63,510</b>	<b>\$84,990</b>
29-1051	Pharmacists	50	45.5	\$41.32	\$85,950	6.2	\$32.81	\$37.45	\$41.84	\$46.87	\$53.96	\$68,250	\$77,900	\$87,020	\$97,490	\$112,240
29-1062	Family and general practitioners	30	30.7	\$50.85	\$105,770	8.4	\$38.68	\$43.38	\$53.04	\$58.75	\$63.09	\$80,460	\$90,230	\$110,320	\$122,210	\$131,220
29-1111	Registered nurses	280	1.6	\$26.20	\$54,490	2.4	\$19.35	\$21.97	\$25.41	\$29.92	\$34.19	\$40,240	\$45,690	\$52,850	\$62,230	\$71,110
29-1131	Veterinarians	#	#	\$37.69	\$78,400	14.4	\$17.05	\$26.37	\$43.34	\$49.24	\$53.86	\$35,460	\$54,850	\$90,150	\$102,410	\$112,030
29-2021	Dental hygienists	40	16.8	\$24.81	\$51,610	7	\$11.55	\$13.73	\$28.63	\$31.08	\$33.93	\$24,020	\$28,550	\$59,550	\$64,650	\$70,580
29-2052	Pharmacy technicians	30	38	\$12.41	\$25,810	7.6	\$8.78	\$10.55	\$12.50	\$14.09	\$16.49	\$18,260	\$21,950	\$25,990	\$29,300	\$34,300
29-2056	Veterinary technologists and technicians	#	#	\$12.80	\$26,620	6.5	\$9.68	\$10.46	\$12.04	\$14.37	\$17.81	\$20,130	\$21,760	\$25,050	\$29,890	\$37,050
29-2061	Licensed practical and licensed vocational nurses	160	25.2	\$17.79	\$37,010	2.4	\$12.73	\$14.80	\$17.50	\$20.52	\$24.49	\$26,480	\$30,780	\$36,400	\$42,680	\$50,930
29-2071	Medical records and health information technicians	40	22	\$15.96	\$33,200	2.1	\$8.52	\$11.90	\$14.77	\$19.42	\$26.76	\$17,720	\$24,750	\$30,710	\$40,390	\$55,670
<b>31-0000</b>	<b>Healthcare Support Occupations</b>	<b>410</b>	<b>23.7</b>	<b>\$10.76</b>	<b>\$22,380</b>	<b>2.5</b>	<b>\$7.68</b>	<b>\$8.91</b>	<b>\$10.15</b>	<b>\$11.96</b>	<b>\$14.66</b>	<b>\$15,970</b>	<b>\$18,540</b>	<b>\$21,110</b>	<b>\$24,870</b>	<b>\$30,500</b>
31-1012	Nursing aides, orderlies, and attendants	130	3.7	\$10.56	\$21,960	2.2	\$8.96	\$9.43	\$10.25	\$11.10	\$13.15	\$18,630	\$19,620	\$21,320	\$23,100	\$27,360

# Data unavailable

Occupational Code	Occupational Title	Employment Estimate	Employment Percentage Relative Standard Error	Average Hourly Wage	Average Annual Wage	Wage Percentage Relative Standard Error	10th Percentile (Hourly)	25th Percentile (Hourly)	50th Percentile (Hourly)	75th Percentile (Hourly)	90th Percentile (Hourly)	10th Percentile (Annual)	25th Percentile (Annual)	50th Percentile (Annual)	75th Percentile (Annual)	90th Percentile (Annual)
31-9091	Dental assistants	40	5.9	\$13.00	\$27,030	4.7	\$9.55	\$10.35	\$12.33	\$15.08	\$18.46	\$19,870	\$21,540	\$25,640	\$31,380	\$38,400
31-9092	Medical assistants	#	#	\$9.49	\$19,740	7.5	\$7.39	\$7.97	\$9.05	\$10.74	\$12.89	\$15,360	\$16,580	\$18,820	\$22,330	\$26,810
<b>33-0000</b>	<b>Protective Service Occupations</b>	<b>#</b>	<b>#</b>	<b>\$21.42</b>	<b>\$44,550</b>	<b>2.1</b>	<b>\$15.90</b>	<b>\$17.84</b>	<b>\$21.14</b>	<b>\$24.77</b>	<b>\$29.09</b>	<b>\$33,070</b>	<b>\$37,100</b>	<b>\$43,980</b>	<b>\$51,520</b>	<b>\$60,510</b>
33-3012	Correctional officers and jailers	1,750	0	\$20.94	\$43,550	2.4	\$16.24	\$17.87	\$20.68	\$23.78	\$27.49	\$33,780	\$37,170	\$43,020	\$49,460	\$57,170
33-3051	Police and sheriff's patrol officers	100	13.4	\$19.66	\$40,890	5.4	\$13.26	\$15.70	\$19.52	\$23.46	\$27.24	\$27,580	\$32,660	\$40,590	\$48,800	\$56,660
33-9099	Protective service workers, all other	40	15.6	\$12.47	\$25,950	4.1	\$8.21	\$9.30	\$12.03	\$14.67	\$18.29	\$17,070	\$19,330	\$25,020	\$30,520	\$38,040
<b>35-0000</b>	<b>Food Preparation and Serving Related Occupations</b>	<b>2,060</b>	<b>8.3</b>	<b>\$8.51</b>	<b>\$17,700</b>	<b>5.2</b>	<b>\$5.65</b>	<b>\$6.19</b>	<b>\$7.17</b>	<b>\$9.04</b>	<b>\$12.21</b>	<b>\$11,750</b>	<b>\$12,870</b>	<b>\$14,910</b>	<b>\$18,810</b>	<b>\$25,390</b>
35-1012	First-line supervisors/managers of food preparation and serving workers	180	12.2	\$16.56	\$34,440	16	\$6.71	\$9.49	\$12.63	\$26.27	\$30.47	\$13,960	\$19,750	\$26,270	\$54,640	\$63,380
35-2011	Cooks, fast food	100	46	\$6.44	\$13,390	5.8	\$5.49	\$5.83	\$6.41	\$7.00	\$7.72	\$11,410	\$12,140	\$13,340	\$14,560	\$16,070
35-2012	Cooks, institution and cafeteria	40	16.6	\$9.18	\$19,100	4	\$6.41	\$7.38	\$8.47	\$10.90	\$13.18	\$13,330	\$15,350	\$17,610	\$22,670	\$27,400
35-2014	Cooks, restaurant	90	41.5	\$8.45	\$17,570	8	\$5.77	\$6.44	\$8.23	\$10.13	\$12.03	\$12,000	\$13,400	\$17,110	\$21,060	\$25,010
35-2021	Food preparation workers	#	#	\$8.09	\$16,830	5.6	\$5.70	\$6.48	\$7.79	\$9.37	\$10.88	\$11,850	\$13,470	\$16,190	\$19,500	\$22,630
35-3011	Bartenders	#	#	\$7.44	\$15,480	7.3	\$5.59	\$6.14	\$7.09	\$8.48	\$10.55	\$11,640	\$12,770	\$14,740	\$17,630	\$21,940
35-3021	Combined food preparation and serving workers, including fast food	620	29.8	\$6.85	\$14,250	6.4	\$5.58	\$5.98	\$6.65	\$7.77	\$8.68	\$11,600	\$12,430	\$13,830	\$16,160	\$18,050
35-3022	Counter attendants, cafeteria, food concession, and coffee shop	#	#	\$8.63	\$17,950	5.9	\$6.74	\$7.34	\$8.09	\$9.12	\$12.08	\$14,010	\$15,270	\$16,830	\$18,960	\$25,140
35-3031	Waiters and waitresses	380	21.9	\$7.15	\$14,870	5.1	\$5.54	\$5.89	\$6.48	\$7.37	\$10.44	\$11,530	\$12,260	\$13,490	\$15,330	\$21,720
35-9021	Dishwashers	90	22.9	\$7.47	\$15,540	4.4	\$5.86	\$6.67	\$7.57	\$8.38	\$9.11	\$12,190	\$13,870	\$15,740	\$17,420	\$18,940
35-9031	Hosts and hostesses, restaurant, lounge, and coffee shop	70	18.6	\$8.28	\$17,230	3.2	\$6.71	\$7.35	\$8.07	\$8.81	\$10.78	\$13,950	\$15,280	\$16,780	\$18,330	\$22,420
<b>37-0000</b>	<b>Building and Grounds Cleaning and Maintenance Occupations</b>	<b>690</b>	<b>7.5</b>	<b>\$9.74</b>	<b>\$20,250</b>	<b>3.1</b>	<b>\$6.05</b>	<b>\$7.21</b>	<b>\$9.16</b>	<b>\$11.38</b>	<b>\$14.23</b>	<b>\$12,580</b>	<b>\$14,990</b>	<b>\$19,060</b>	<b>\$23,670</b>	<b>\$29,600</b>
37-2011	Janitors and cleaners, except maids and housekeeping cleaners	260	8.5	\$9.58	\$19,920	2	\$6.31	\$7.54	\$9.34	\$11.02	\$13.54	\$13,120	\$15,690	\$19,420	\$22,910	\$28,170
37-2012	Maids and housekeeping cleaners	230	13.1	\$7.69	\$15,990	4.6	\$5.69	\$6.29	\$7.47	\$8.76	\$10.44	\$11,820	\$13,090	\$15,540	\$18,230	\$21,710
37-3011	Landscaping and groundskeeping workers	160	20.4	\$11.48	\$23,870	4.2	\$7.78	\$9.83	\$11.29	\$13.06	\$15.29	\$16,190	\$20,450	\$23,470	\$27,170	\$31,810
<b>39-0000</b>	<b>Personal Care and Service Occupations</b>	<b>870</b>	<b>9.7</b>	<b>\$9.69</b>	<b>\$20,160</b>	<b>4.4</b>	<b>\$6.54</b>	<b>\$7.56</b>	<b>\$8.68</b>	<b>\$10.93</b>	<b>\$13.96</b>	<b>\$13,610</b>	<b>\$15,730</b>	<b>\$18,050</b>	<b>\$22,730</b>	<b>\$29,040</b>
39-1021	First-line supervisors/managers of personal service workers	70	44.5	\$12.64	\$26,290	3.6	\$8.29	\$10.08	\$12.98	\$14.89	\$16.53	\$17,240	\$20,970	\$27,000	\$30,980	\$34,370
39-9011	Child care workers	#	#	\$6.95	\$14,450	4.3	\$5.64	\$6.06	\$6.77	\$7.79	\$8.92	\$11,740	\$12,610	\$14,080	\$16,210	\$18,540
39-9021	Personal and home care aides	290	8.6	\$8.15	\$16,960	3.3	\$7.07	\$7.43	\$8.03	\$8.63	\$10.16	\$14,700	\$15,460	\$16,700	\$17,940	\$21,130
39-9031	Fitness trainers and aerobics instructors			\$13.56	\$28,200	10.3	\$6.78	\$10.60	\$13.50	\$15.30	\$22.51	\$14,090	\$22,050	\$28,070	\$31,820	\$46,820

# Data unavailable

Occupational Code	Occupational Title	Employment Estimate	Employment Percentage Relative Standard Error	Average Hourly Wage	Average Annual Wage	Wage Percentage Relative Standard Error	10th Percentile (Hourly)	25th Percentile (Hourly)	50th Percentile (Hourly)	75th Percentile (Hourly)	90th Percentile (Hourly)	10th Percentile (Annual)	25th Percentile (Annual)	50th Percentile (Annual)	75th Percentile (Annual)	90th Percentile (Annual)
39-9032	Recreation workers	210	38.5	\$11.92	\$24,800	11.2	\$7.55	\$8.45	\$9.86	\$13.64	\$17.61	\$15,710	\$17,580	\$20,510	\$28,380	\$36,620
<b>41-0000</b>	<b>Sales and Related Occupations</b>	<b>2,000</b>	<b>5.8</b>	<b>\$12.04</b>	<b>\$25,040</b>	<b>4.3</b>	<b>\$6.17</b>	<b>\$7.42</b>	<b>\$9.72</b>	<b>\$13.61</b>	<b>\$19.33</b>	<b>\$12,840</b>	<b>\$15,430</b>	<b>\$20,220</b>	<b>\$28,300</b>	<b>\$40,200</b>
41-1011	First-line supervisors/managers of retail sales workers	170	9.9	\$16.71	\$34,760	3.2	\$10.42	\$12.73	\$15.98	\$20.20	\$23.52	\$21,680	\$26,470	\$33,250	\$42,030	\$48,920
41-2011	Cashiers	720	8.2	\$7.91	\$16,450	3.1	\$5.72	\$6.44	\$7.51	\$8.87	\$10.94	\$11,910	\$13,390	\$15,610	\$18,450	\$22,760
41-2021	Counter and rental clerks	50	27.8	\$10.84	\$22,560	6.9	\$6.44	\$8.70	\$11.31	\$12.89	\$13.81	\$13,400	\$18,090	\$23,510	\$26,820	\$28,720
41-2022	Parts salespersons	30	25.3	\$11.72	\$24,370	4.5	\$6.36	\$8.04	\$10.63	\$13.35	\$18.99	\$13,220	\$16,720	\$22,110	\$27,780	\$39,490
41-2031	Retail salespersons	760	12.1	\$11.27	\$23,450	3.7	\$6.61	\$8.00	\$10.36	\$13.20	\$16.58	\$13,750	\$16,640	\$21,550	\$27,460	\$34,500
41-3011	Advertising sales agents	30	23.5	\$21.22	\$44,140	11.8	\$12.61	\$15.40	\$17.77	\$22.30	\$38.87	\$26,240	\$32,040	\$36,960	\$46,390	\$80,850
41-3099	Sales representatives, services, all other	30	20.7	\$17.12	\$35,620	5.4	\$10.07	\$14.22	\$15.98	\$17.81	\$29.35	\$20,940	\$29,580	\$33,230	\$37,040	\$61,050
41-4012	Sales representatives, wholesale and manufacturing, except technical and scientific products	110	17.2	\$29.65	\$61,670	12.2	\$11.20	\$16.90	\$21.40	\$37.20	\$65.80	\$23,300	\$35,150	\$44,500	\$77,370	\$136,860
41-9099	Sales and related workers, all other	#	#	\$14.39	\$29,930	27.7	\$6.86	\$9.94	\$10.92	\$11.88	\$21.20	\$14,270	\$20,680	\$22,710	\$24,720	\$44,100
<b>43-0000</b>	<b>Office and Administrative Support Occupations</b>	<b>3,080</b>	<b>3.6</b>	<b>\$12.75</b>	<b>\$26,520</b>	<b>2.2</b>	<b>\$6.91</b>	<b>\$9.18</b>	<b>\$11.53</b>	<b>\$15.73</b>	<b>\$20.59</b>	<b>\$14,360</b>	<b>\$19,100</b>	<b>\$23,970</b>	<b>\$32,710</b>	<b>\$42,830</b>
43-1011	First-line supervisors/managers of office and administrative support workers	110	14.3	\$17.67	\$36,750	5.1	\$10.57	\$13.08	\$17.08	\$21.52	\$25.92	\$21,990	\$27,200	\$35,520	\$44,760	\$53,920
43-3021	Billing and posting clerks and machine operators	40	22.1	\$11.56	\$24,040	4	\$8.83	\$9.50	\$10.49	\$12.69	\$16.38	\$18,360	\$19,760	\$21,830	\$26,410	\$34,070
43-3031	Bookkeeping, accounting, and auditing clerks	350	13.4	\$13.06	\$27,160	3.5	\$7.47	\$10.07	\$12.72	\$15.76	\$18.30	\$15,530	\$20,950	\$26,450	\$32,780	\$38,070
43-3051	Payroll and timekeeping clerks	30	22.1	\$15.43	\$32,100	7.2	\$10.37	\$11.69	\$15.07	\$19.44	\$21.37	\$21,560	\$24,320	\$31,340	\$40,440	\$44,450
43-3071	Tellers	130	11.6	\$9.77	\$20,330	2.5	\$8.12	\$8.94	\$9.75	\$10.76	\$11.59	\$16,890	\$18,590	\$20,290	\$22,390	\$24,110
43-4031	Court, municipal, and license clerks	60	0	\$13.07	\$27,180	1.8	\$9.46	\$10.69	\$12.84	\$15.27	\$17.35	\$19,680	\$22,240	\$26,700	\$31,760	\$36,100
43-4051	Customer service representatives	90	19.1	\$13.46	\$27,990	5.1	\$7.89	\$10.33	\$12.11	\$15.55	\$21.41	\$16,410	\$21,490	\$25,190	\$32,350	\$44,540
43-4061	Eligibility interviewers, government programs	#	#	\$18.60	\$38,690	3.6	\$12.80	\$15.23	\$18.47	\$21.29	\$26.09	\$26,620	\$31,690	\$38,410	\$44,270	\$54,270
43-4071	File clerks	40	20.4	\$8.29	\$17,240	4.7	\$6.28	\$7.24	\$8.16	\$9.33	\$10.78	\$13,060	\$15,050	\$16,980	\$19,400	\$22,420
43-4081	Hotel, motel, and resort desk clerks	130	16.8	\$7.51	\$15,630	5.9	\$5.68	\$6.35	\$7.31	\$8.35	\$9.88	\$11,810	\$13,210	\$15,200	\$17,370	\$20,550
43-4141	New accounts clerks	#	#	\$11.67	\$24,280	4.2	\$9.70	\$10.38	\$11.56	\$13.16	\$14.29	\$20,170	\$21,590	\$24,050	\$27,370	\$29,720
43-4151	Order clerks	30	42.3	\$11.48	\$23,870	5.4	\$8.50	\$9.62	\$11.64	\$13.12	\$14.00	\$17,690	\$20,010	\$24,220	\$27,280	\$29,120
43-4171	Receptionists and information clerks	190	15.7	\$10.06	\$20,930	4.2	\$6.22	\$7.79	\$10.31	\$12.35	\$13.72	\$12,930	\$16,200	\$21,440	\$25,700	\$28,530
43-4199	All other information and record clerks	50	0	\$17.43	\$36,250	2.1	\$9.51	\$11.02	\$16.29	\$24.26	\$28.34	\$19,780	\$22,930	\$33,890	\$50,460	\$58,950
43-5051	Postal service clerks	30	0	\$21.20	\$44,090	3	\$19.25	\$20.13	\$21.58	\$23.04	\$23.92	\$40,040	\$41,860	\$44,890	\$47,930	\$49,750
43-5052	Postal service mail carriers	60	0	\$20.70	\$43,060	2.4	\$16.32	\$18.25	\$20.84	\$23.15	\$24.72	\$33,940	\$37,960	\$43,350	\$48,150	\$51,410
43-5053	Postal service mail sorters, processors, and processing machine operators	30	0	\$16.51	\$34,340	2.8	\$10.20	\$11.25	\$17.25	\$21.67	\$23.37	\$21,220	\$23,400	\$35,880	\$45,080	\$48,610
43-5071	Shipping, receiving, and traffic clerks	80	10.4	\$15.69	\$32,640	4.8	\$9.44	\$10.66	\$16.93	\$19.99	\$21.95	\$19,640	\$22,170	\$35,210	\$41,590	\$45,660

# Data unavailable

Occupational Code	Occupational Title	Employment Estimate	Employment Percentage Relative Standard Error	Average Hourly Wage	Average Annual Wage	Wage Percentage Relative Standard Error	10th Percentile (Hourly)	25th Percentile (Hourly)	50th Percentile (Hourly)	75th Percentile (Hourly)	90th Percentile (Hourly)	10th Percentile (Annual)	25th Percentile (Annual)	50th Percentile (Annual)	75th Percentile (Annual)	90th Percentile (Annual)
43-5081	Stock clerks and order fillers	180	14.2	\$9.82	\$20,420	3.6	\$6.06	\$7.37	\$9.55	\$11.65	\$14.05	\$12,610	\$15,330	\$19,860	\$24,220	\$29,230
43-6011	Executive secretaries and administrative assistants	180	11.9	\$18.18	\$37,820	4.7	\$12.26	\$13.99	\$16.64	\$20.47	\$24.73	\$25,500	\$29,100	\$34,610	\$42,580	\$51,430
43-6013	Medical secretaries	40	24.8	\$11.11	\$23,110	5.1	\$7.86	\$9.27	\$11.48	\$13.22	\$14.30	\$16,350	\$19,270	\$23,880	\$27,490	\$29,740
43-6014	Secretaries, except legal, medical, and executive	250	15.6	\$12.22	\$25,410	3.8	\$7.04	\$9.54	\$11.60	\$14.69	\$18.06	\$14,650	\$19,840	\$24,130	\$30,550	\$37,560
43-9061	Office clerks, general	570	10.9	\$10.64	\$22,120	3.7	\$6.23	\$7.86	\$10.08	\$12.27	\$16.50	\$12,950	\$16,350	\$20,970	\$25,520	\$34,310
43-9199	Office and administrative support workers, all other	90	2.1	\$16.51	\$34,340	2.7	\$11.81	\$13.47	\$16.10	\$19.21	\$22.82	\$24,560	\$28,020	\$33,490	\$39,950	\$47,470
<b>47-0000</b>	<b>Construction and Extraction Occupations</b>	<b>1,500</b>	<b>10.4</b>	<b>\$16.17</b>	<b>\$33,630</b>	<b>2.5</b>	<b>\$9.92</b>	<b>\$12.22</b>	<b>\$15.36</b>	<b>\$19.45</b>	<b>\$23.47</b>	<b>\$20,640</b>	<b>\$25,410</b>	<b>\$31,940</b>	<b>\$40,450</b>	<b>\$48,810</b>
47-1011	First-line supervisors/managers of construction trades and extraction workers	120	12	\$23.33	\$48,530	4.5	\$13.96	\$18.64	\$22.91	\$27.70	\$32.92	\$29,050	\$38,760	\$47,650	\$57,610	\$68,480
47-2031	Carpenters	#	#	\$17.01	\$35,380	5.2	\$12.64	\$14.38	\$16.98	\$19.10	\$21.42	\$26,290	\$29,900	\$35,310	\$39,720	\$44,550
47-2051	Cement masons and concrete finishers	90	40.7	\$11.51	\$23,950	9.2	\$7.50	\$8.99	\$11.43	\$14.30	\$16.17	\$15,590	\$18,700	\$23,780	\$29,750	\$33,640
47-2061	Construction laborers	370	33.5	\$13.26	\$27,590	2.5	\$8.69	\$10.35	\$12.64	\$15.59	\$18.24	\$18,080	\$21,520	\$26,290	\$32,430	\$37,950
47-2073	Operating engineers and other construction equipment operators	140	21.8	\$16.36	\$34,040	2	\$12.42	\$14.19	\$16.27	\$18.56	\$21.16	\$25,830	\$29,510	\$33,840	\$38,610	\$44,010
47-2111	Electricians	120	13	\$21.10	\$43,880	3.1	\$14.57	\$18.38	\$20.70	\$24.14	\$28.12	\$30,300	\$38,230	\$43,050	\$50,210	\$58,490
47-2141	Painters, construction and maintenance	30	11.9	\$14.10	\$29,340	4	\$7.97	\$10.26	\$14.81	\$16.87	\$19.95	\$16,590	\$21,340	\$30,810	\$35,100	\$41,490
47-2151	Pipelayers	30	43.3	\$13.05	\$27,140	5.4	\$10.90	\$12.43	\$13.33	\$14.28	\$15.04	\$22,670	\$25,850	\$27,720	\$29,690	\$31,290
47-2152	Plumbers, pipefitters, and steamfitters	#	#	\$19.15	\$39,830	29.3	\$10.31	\$11.24	\$22.95	\$25.86	\$27.61	\$21,440	\$23,370	\$47,740	\$53,790	\$57,420
47-2181	Roofers	30	23.1	\$13.97	\$29,060	10	\$9.17	\$10.01	\$11.77	\$17.43	\$21.46	\$19,070	\$20,830	\$24,490	\$36,260	\$44,630
47-3012	Helpers--carpenters	30	39.9	\$12.84	\$26,700	5	\$11.27	\$11.87	\$12.87	\$13.87	\$16.03	\$23,440	\$24,690	\$26,770	\$28,850	\$33,350
47-4051	Highway maintenance workers	50	4.4	\$16.59	\$34,500	3.4	\$12.16	\$13.40	\$15.80	\$19.79	\$22.59	\$25,280	\$27,860	\$32,870	\$41,150	\$46,990
47-4071	Septic tank servicers and sewer pipe cleaners	#	#	\$13.73	\$28,550	13.6	\$9.69	\$10.81	\$13.77	\$17.05	\$18.60	\$20,160	\$22,490	\$28,650	\$35,460	\$38,690
<b>49-0000</b>	<b>Installation, Maintenance, and Repair Occupations</b>	<b>1,010</b>	<b>7.7</b>	<b>\$18.00</b>	<b>\$37,430</b>	<b>4</b>	<b>\$9.13</b>	<b>\$12.74</b>	<b>\$17.71</b>	<b>\$22.53</b>	<b>\$28.22</b>	<b>\$19,000</b>	<b>\$26,490</b>	<b>\$36,850</b>	<b>\$46,860</b>	<b>\$58,690</b>
49-1011	First-line supervisors/managers of mechanics, installers, and repairers	290	2	\$23.42	\$48,710	2.3	\$16.81	\$19.37	\$23.08	\$27.63	\$30.71	\$34,960	\$40,280	\$48,010	\$57,480	\$63,890
49-3023	Automotive service technicians and mechanics	110	17.8	\$16.42	\$34,150	4.4	\$11.10	\$13.90	\$16.71	\$18.77	\$21.62	\$23,090	\$28,920	\$34,760	\$39,050	\$44,970
49-3031	Bus and truck mechanics and diesel engine specialists	40	22.5	\$15.39	\$32,000	4.1	\$10.75	\$12.69	\$14.88	\$18.69	\$20.97	\$22,360	\$26,390	\$30,940	\$38,870	\$43,620
49-3042	Mobile heavy equipment mechanics, except engines	50	19.8	\$17.96	\$37,360	2	\$14.71	\$15.78	\$17.62	\$20.33	\$21.86	\$30,600	\$32,820	\$36,650	\$42,290	\$45,470
49-3093	Tire repairers and changers	50	20.8	\$10.65	\$22,160	5.8	\$7.63	\$8.70	\$10.12	\$12.06	\$15.74	\$15,880	\$18,090	\$21,050	\$25,090	\$32,730
49-9021	Heating, air conditioning, and refrigeration mechanics and installers	#	#	\$16.41	\$34,130	5.4	\$11.66	\$12.59	\$17.78	\$20.21	\$21.53	\$24,250	\$26,190	\$36,990	\$42,040	\$44,780
49-9042	Maintenance and repair workers, general	200	9.9	\$14.52	\$30,210	4.2	\$8.11	\$10.12	\$14.47	\$19.07	\$21.48	\$16,860	\$21,060	\$30,100	\$39,670	\$44,690

# Data unavailable

Occupational Code	Occupational Title	Employment Estimate	Employment Percentage Relative Standard Error	Average Hourly Wage	Average Annual Wage	Wage Percentage Relative Standard Error	10th Percentile (Hourly)	25th Percentile (Hourly)	50th Percentile (Hourly)	75th Percentile (Hourly)	90th Percentile (Hourly)	10th Percentile (Annual)	25th Percentile (Annual)	50th Percentile (Annual)	75th Percentile (Annual)	90th Percentile (Annual)
49-9098	Helpers--installation, maintenance, and repair workers	#	#	\$7.70	\$16,010	6.7	\$6.60	\$7.17	\$7.72	\$8.26	\$8.59	\$13,720	\$14,910	\$16,050	\$17,190	\$17,870
49-9099	Installation, maintenance, and repair workers, all other	40	32.3	\$16.10	\$33,490	21	\$7.25	\$10.53	\$13.99	\$24.73	\$28.85	\$15,080	\$21,900	\$29,100	\$51,440	\$60,000
<b>51-0000</b>	<b>Production Occupations</b>	<b>870</b>	<b>12.7</b>	<b>\$15.91</b>	<b>\$33,090</b>	<b>3.5</b>	<b>\$7.82</b>	<b>\$10.14</b>	<b>\$14.52</b>	<b>\$20.69</b>	<b>\$26.02</b>	<b>\$16,270</b>	<b>\$21,090</b>	<b>\$30,200</b>	<b>\$43,040</b>	<b>\$54,130</b>
51-1011	First-line supervisors/managers of production and operating workers	110	5.1	\$25.77	\$53,600	4.8	\$16.87	\$20.15	\$23.53	\$28.15	\$33.79	\$35,090	\$41,920	\$48,930	\$58,560	\$70,290
51-3011	Bakers	#	#	\$12.61	\$26,230	7	\$7.82	\$8.78	\$12.94	\$16.16	\$18.03	\$16,270	\$18,270	\$26,920	\$33,620	\$37,510
51-3021	Butchers and meat cutters	#	#	\$10.53	\$21,910	6.1	\$6.79	\$8.82	\$10.41	\$11.63	\$13.56	\$14,120	\$18,350	\$21,640	\$24,180	\$28,200
51-4033	Grinding, lapping, polishing, and buffing machine tool setters, operators, and tenders, metal and plastic	#	#	\$10.03	\$20,870	2.5	\$7.63	\$8.30	\$9.64	\$11.11	\$12.99	\$15,870	\$17,270	\$20,060	\$23,110	\$27,010
51-4121	Welders, cutters, solderers, and brazers	70	29.1	\$16.32	\$33,940	4.2	\$10.36	\$13.65	\$16.16	\$19.32	\$22.54	\$21,550	\$28,400	\$33,610	\$40,190	\$46,880
51-6011	Laundry and dry-cleaning workers	50	42.4	\$7.95	\$16,530	3.6	\$5.76	\$6.41	\$7.83	\$9.56	\$10.62	\$11,980	\$13,330	\$16,280	\$19,870	\$22,090
51-7011	Cabinetmakers and bench carpenters	30	12.7	\$14.49	\$30,150	4.2	\$11.62	\$12.75	\$14.66	\$16.39	\$17.43	\$24,160	\$26,520	\$30,500	\$34,090	\$36,250
51-7041	Sawing machine setters, operators, and tenders, wood	#	#	\$11.31	\$23,520	7.4	\$9.15	\$9.67	\$10.54	\$11.44	\$15.91	\$19,020	\$20,110	\$21,920	\$23,790	\$33,100
51-8031	Water and liquid waste treatment plant and system operators	30	30.8	\$20.21	\$42,030	12.1	\$12.58	\$15.29	\$19.35	\$26.50	\$29.30	\$26,180	\$31,810	\$40,250	\$55,120	\$60,950
<b>53-0000</b>	<b>Transportation and Material Moving Occupations</b>	<b>850</b>	<b>7.5</b>	<b>\$12.79</b>	<b>\$26,590</b>	<b>2.8</b>	<b>\$7.26</b>	<b>\$9.22</b>	<b>\$12.12</b>	<b>\$15.89</b>	<b>\$19.67</b>	<b>\$15,090</b>	<b>\$19,180</b>	<b>\$25,200</b>	<b>\$33,040</b>	<b>\$40,910</b>
53-1031	First-line supervisors/managers of transportation and material-moving machine and vehicle operators	30	20.5	\$20.36	\$42,350	9.4	\$10.58	\$14.71	\$17.96	\$24.46	\$27.92	\$22,000	\$30,590	\$37,360	\$50,880	\$58,080
53-3022	Bus drivers, school	70	5.6	\$12.73	\$26,490	3.1	\$9.69	\$10.75	\$12.56	\$14.55	\$16.71	\$20,150	\$22,350	\$26,130	\$30,270	\$34,750
53-3031	Driver/sales workers	40	32.9	\$10.78	\$22,430	3.5	\$9.59	\$10.07	\$10.88	\$11.67	\$12.61	\$19,950	\$20,950	\$22,620	\$24,270	\$26,220
53-3032	Truck drivers, heavy and tractor-trailer	240	13.6	\$14.33	\$29,810	3.7	\$9.56	\$12.07	\$14.05	\$17.19	\$20.27	\$19,890	\$25,110	\$29,220	\$35,740	\$42,150
53-3033	Truck drivers, light or delivery services	100	12.6	\$12.06	\$25,080	7.2	\$6.97	\$8.00	\$10.33	\$17.13	\$20.00	\$14,490	\$16,640	\$21,480	\$35,630	\$41,600
53-3041	Taxi drivers and chauffeurs	#	#	\$10.03	\$20,860	6	\$7.52	\$8.45	\$10.00	\$11.51	\$13.07	\$15,650	\$17,580	\$20,790	\$23,950	\$27,190
53-7051	Industrial truck and tractor operators	50	19.6	\$13.34	\$27,750	8.2	\$7.54	\$10.33	\$13.14	\$16.47	\$20.10	\$15,680	\$21,490	\$27,320	\$34,260	\$41,800
53-7061	Cleaners of vehicles and equipment	30	29.8	\$9.09	\$18,910	7.2	\$7.06	\$7.66	\$8.45	\$9.99	\$13.05	\$14,680	\$15,940	\$17,580	\$20,770	\$27,140
53-7062	Laborers and freight, stock, and material movers, hand	160	25.7	\$10.68	\$22,210	4	\$7.27	\$8.18	\$9.88	\$12.40	\$16.61	\$15,130	\$17,020	\$20,550	\$25,790	\$34,540
53-7064	Packers and packagers, hand	30	0	\$7.87	\$16,370	3.4	\$5.75	\$6.41	\$7.49	\$8.59	\$11.26	\$11,970	\$13,330	\$15,580	\$17,860	\$23,420

# Data unavailable