

The statistics below include data from August 1 through January 31 for the 2018-2019 and 2019-2020 school years.

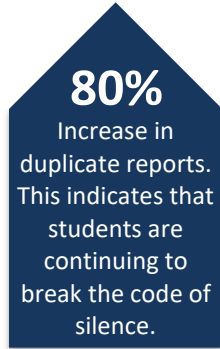
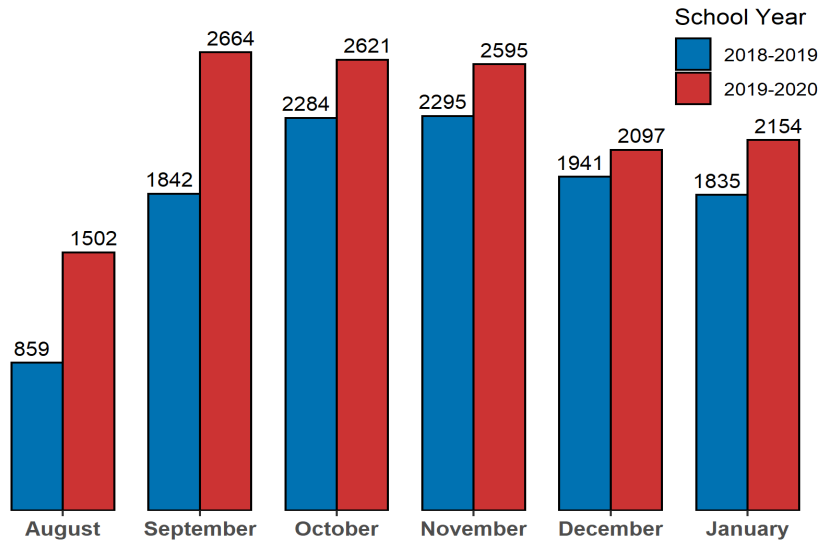

TIP VOLUME BY SCHOOL YEAR

13,639

Tips received during the 2019-2020 school year to date.

11,056

Tips received during the same period in the 2018-2019 school year.



PEAK REPORTING DAY



Thursday

PEAK REPORTING TIME



3:00 PM

REPORTING METHODS



28% Phone



26% Mobile Web



27% PC Web



19% Mobile App

TOP 5 TIP CATEGORIES

