

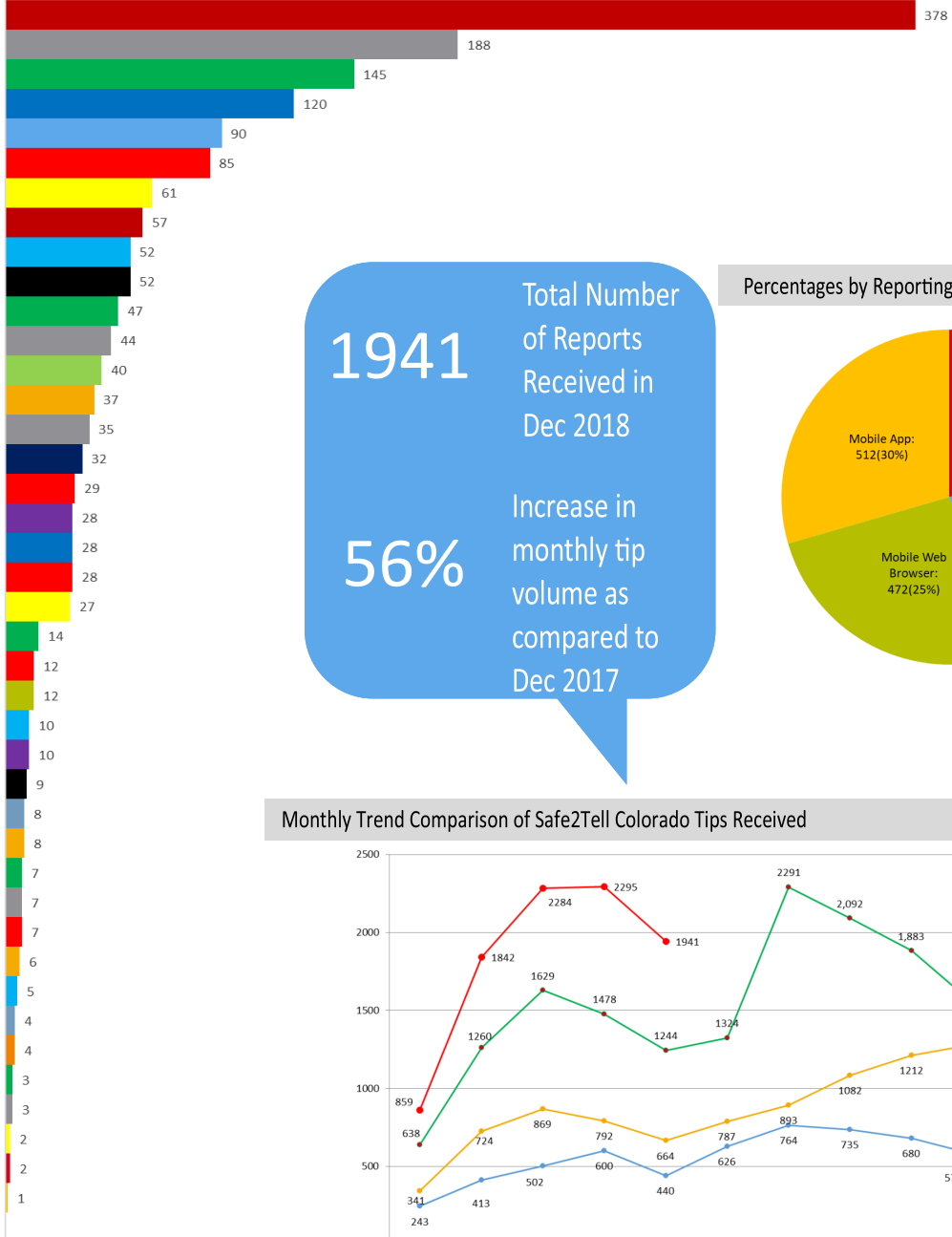
DATA REPORT

December 2018

The following data presented represents the number of reports received by Safe2Tell Colorado between 12/01/2018 and 12/31/2018.

Total Safe2Tell Reports Received by Category between 12/01/2018 and 12/31/2018

- Suicide Threats
- Drugs
- Bullying
- Cutting
- School Complaint
- Depression
- Smoking/Tobacco
- Threats
- Requesting Information
- Alcohol
- Welfare Check
- Cyber-Bullying
- Child Abuse
- Planned School Attack
- Sexting
- Harassment
- Sexual Misconduct
- Assaults
- Sexual Assault
- Fighting
- Guns
- Misuse of Safe2Tell
- Planned Parties
- Anger Issues
- Teasing
- Crime Stoppers
- Knives
- Unsafe Driving
- Ditching
- Gangs
- Eating Disorder
- Discrimination
- Dating Violence
- Theft
- Vandalism
- Domestic Violence
- Weapons (other than knives and guns)
- Explosives
- Transportation Complaints
- Choking Game
- Trespass



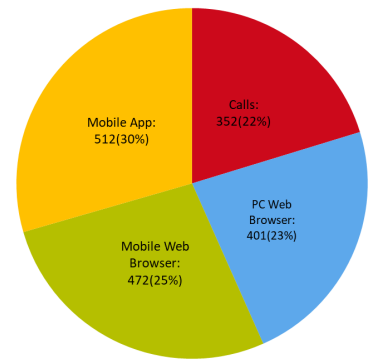
1941

Total Number of Reports Received in Dec 2018

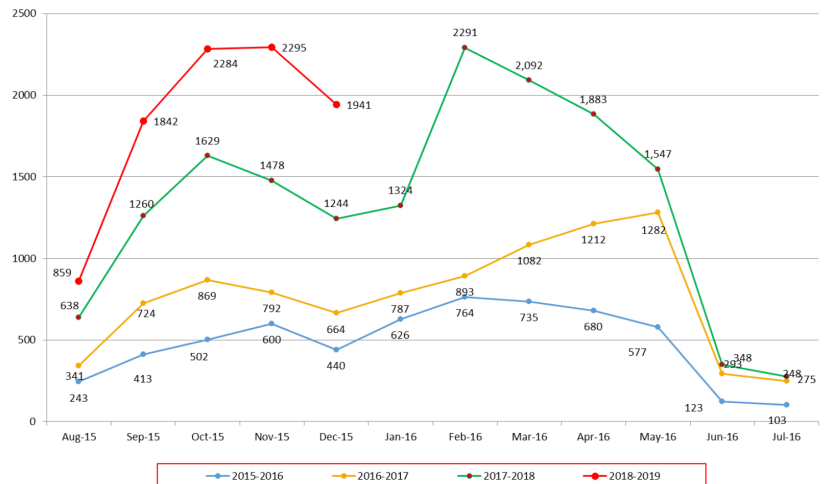
56%

Increase in monthly tip volume as compared to Dec 2017

Percentages by Reporting Method for Dec 2018



Monthly Trend Comparison of Safe2Tell Colorado Tips Received

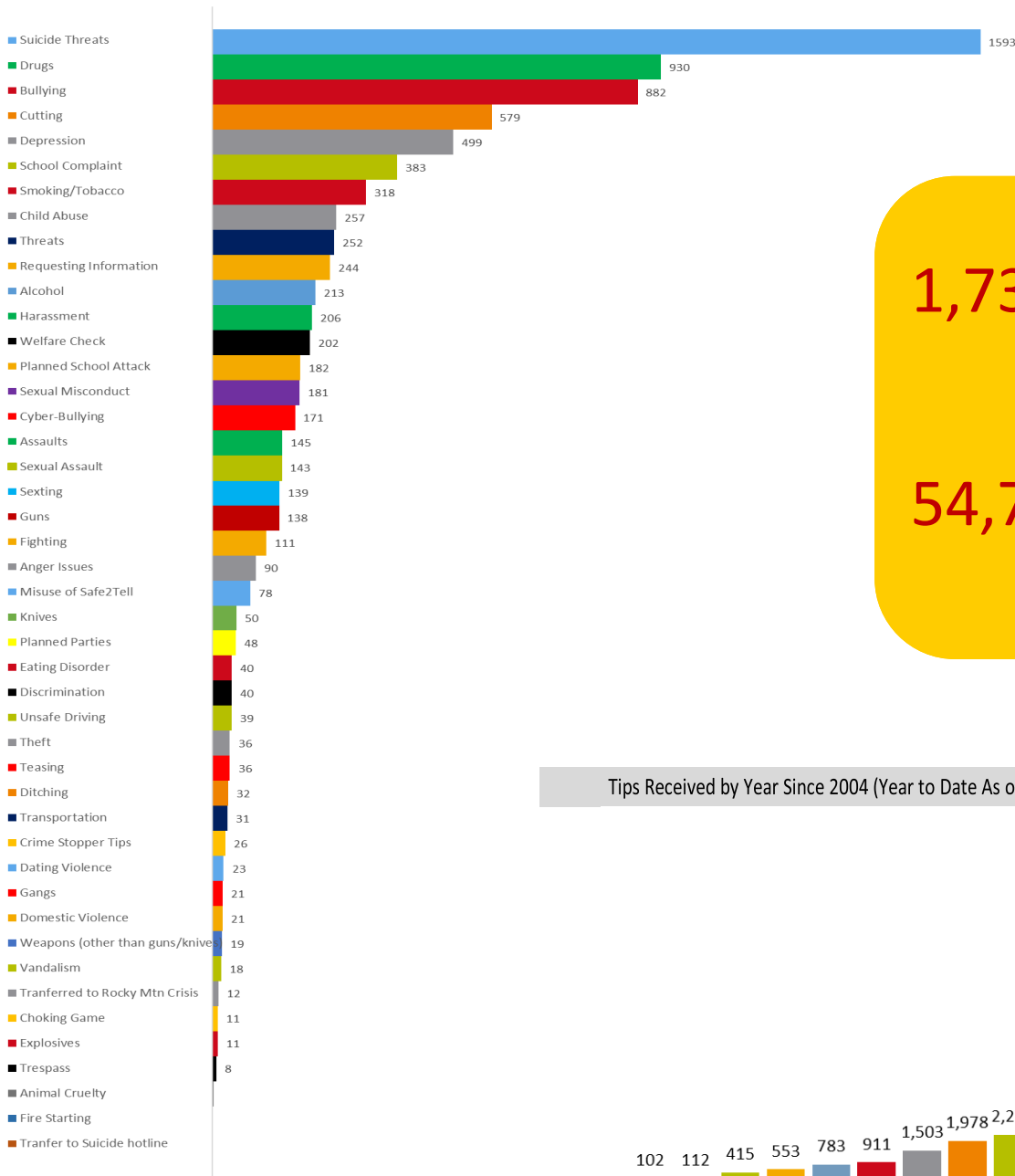


DATA **2** REPORT

August–December 2018

The following data presented represents the number of reports received by Safe2Tell Colorado between 08/01/2018 and 12/31/2018.

Total Safe2Tell Reports Received by Category between 08/01/2018 and 12/31/2018



1,737 Total Number Tips Received. No Test, Duplicate, Prank or Hang-Up Included

54,735 Total Number of Reports Received Since 2004

Tips Received by Year Since 2004 (Year to Date As of 12/31/2018)

