

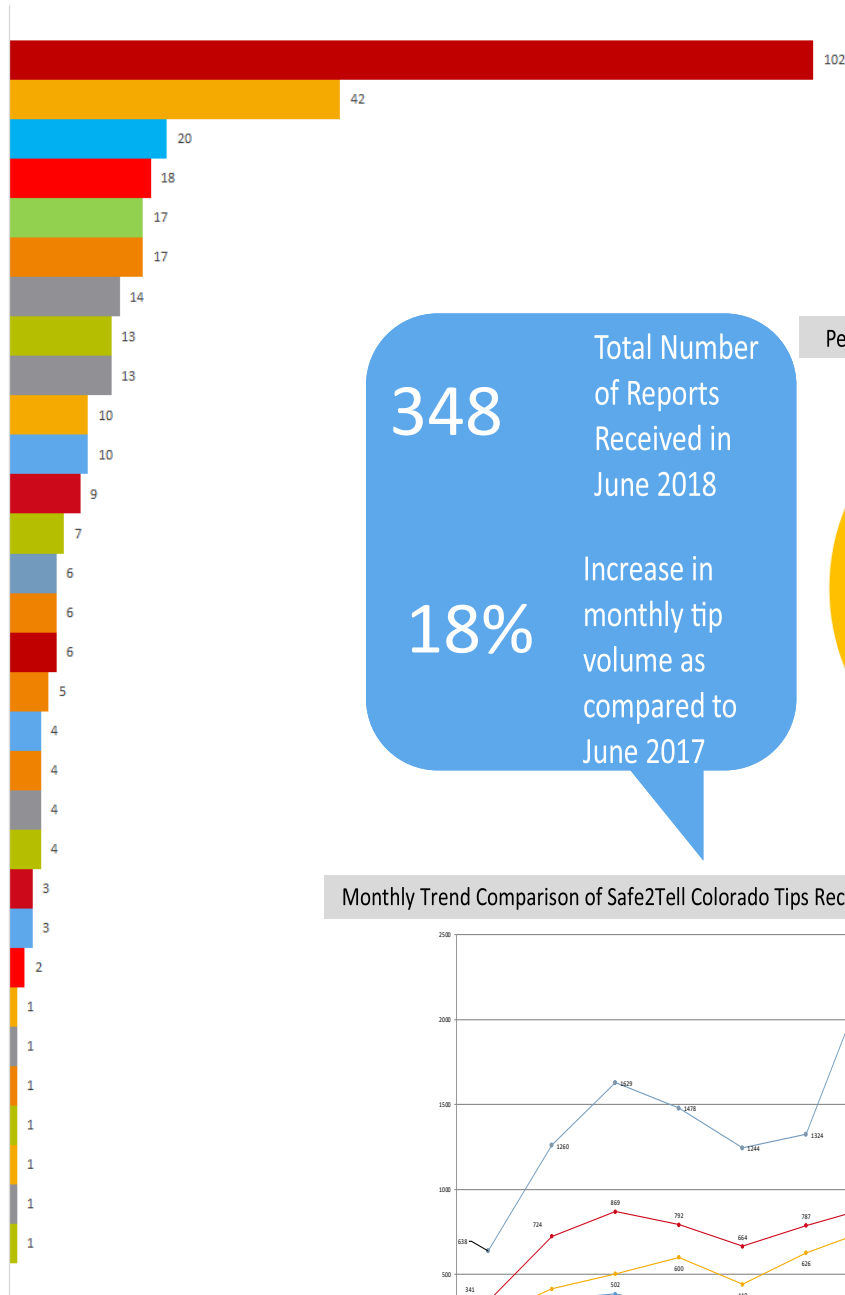
DATA **2** REPORT

June 2018

The following data presented represents the number of reports received by Safe2Tell Colorado between 6/1/2018 and 6/30/2018.

Total Safe2Tell Reports Received by Category between 6/1/2018 and 6/30/2018

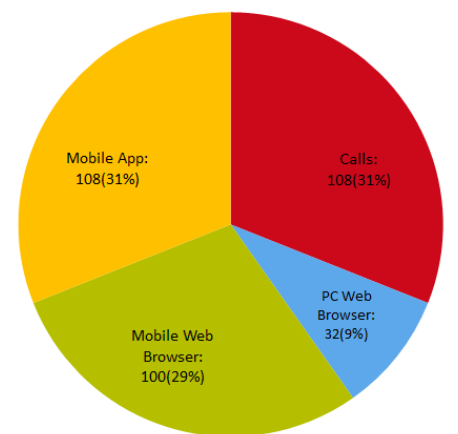
- Suicide Threats
- Drugs
- Bullying
- Depression
- Child Abuse
- Alcohol
- Cutting
- Requesting Information
- Cyber-Bullying
- Sexual Misconduct
- Sexual Assault
- Harassment
- Planned Parties
- Prank Call
- Threats
- Misuse of Safe2Tell
- Sexting
- School Complaint
- Welfare Check
- Guns
- Anger Issues
- Hang-Up
- Assaults
- Theft
- Dating Violence
- Eating Disorder
- Discrimination
- Unsafe Driving
- Animal Cruelty
- Trnsfrd To Rocky Mtn Crisis Center
- Other



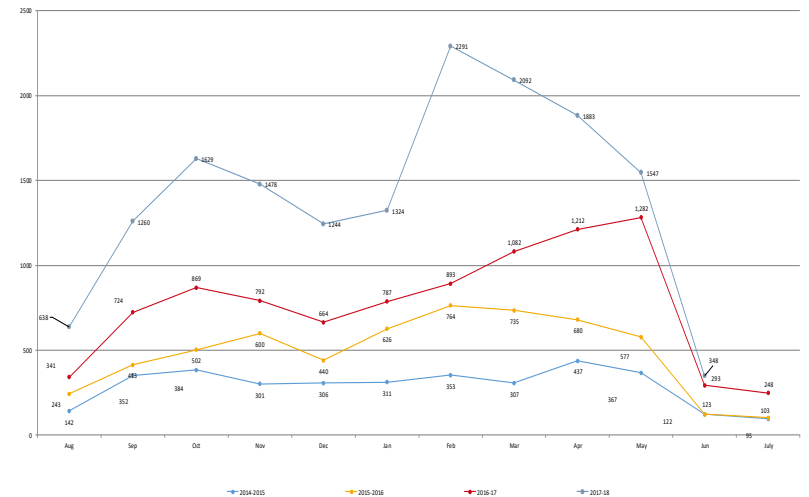
348
Total Number of Reports Received in June 2018

18%
Increase in monthly tip volume as compared to June 2017

Percentages by Reporting Method for June 2018



Monthly Trend Comparison of Safe2Tell Colorado Tips Received

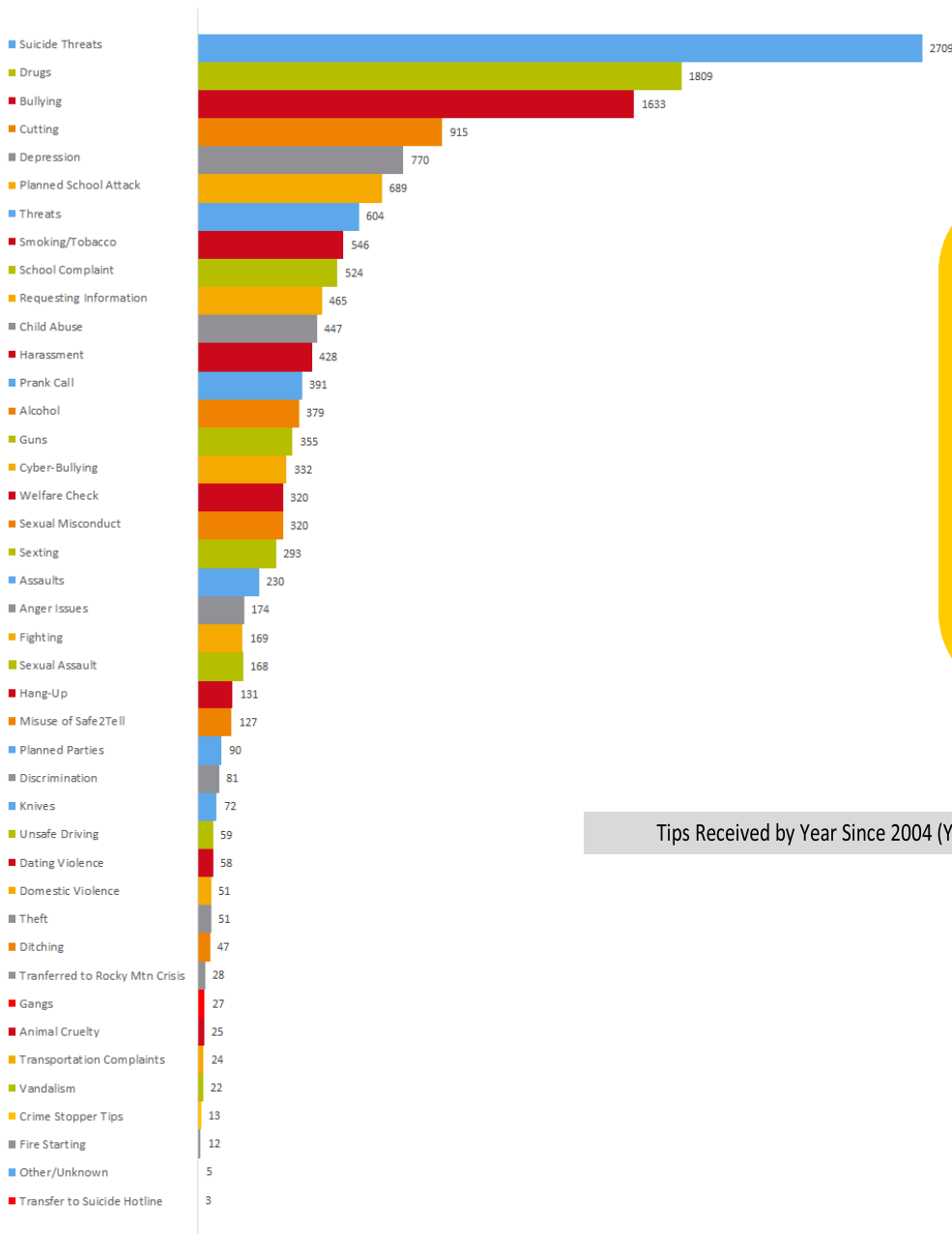


DATA **2** REPORT

August 2017-June 2018

The following data presented represents the number of reports received by Safe2Tell Colorado between 8/1/2017 and 6/30/2018.

Total Safe2Tell Reports Received by Category between 8/1/2017 and 6/30/2018



15,725

Total Number Reports Received between August 2017 and June 2018

45,978

Total Number of Reports Received Since 2004

Tips Received by Year Since 2004 (Year to Date As of 06/30/2018)

