

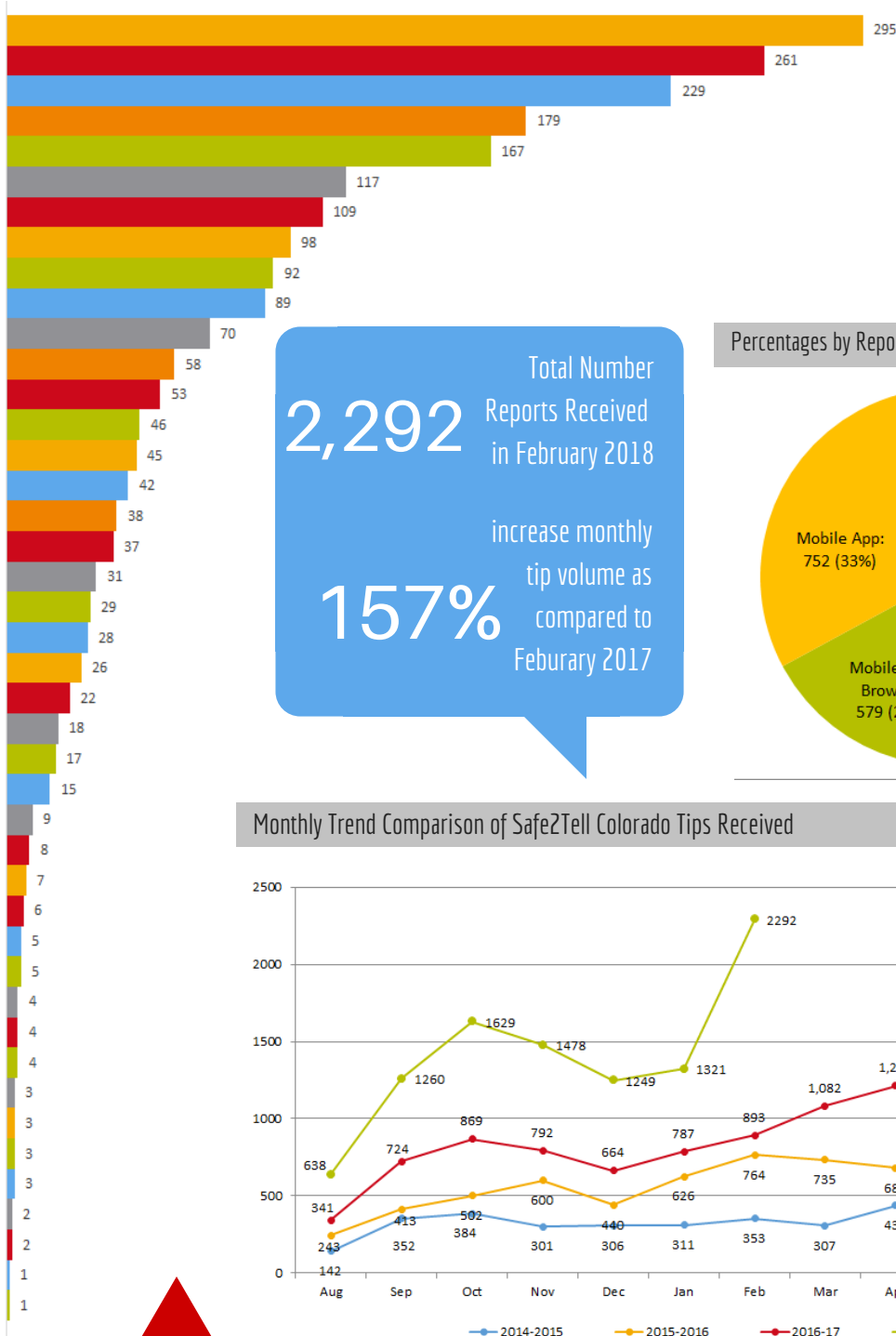
DATA **2** REPORT

February 2018

The following data presented represents the number of reports received by Safe2Tell Colorado for the period between 2/1/2018 and 2/28/2018.

Total Safe2Tell Reports Received by Category in February 2018

- Planned School Attack
- Suicide Threats
- Drugs
- Bullying
- Threats
- Guns
- Cutting
- Smoking/Tobacco
- Depression
- School Complaint
- Requesting Information
- Child Abuse
- Welfare Check
- Harassment
- Alcohol
- Sexual Misconduct
- Sexting
- Cyber-Bullying
- Prank Call
- Anger Issues
- Assaults
- Misuse of Safe2Tell
- Sexual Assault
- Hang-Up
- Fighting
- Knives
- Eating Disorder
- Unsafe Driving
- Explosives
- Gangs
- Theft
- Transportation Complaints
- Ditching
- Discrimination
- Other
- Dating Violence
- Domestic Violence
- Planned Parties
- Trnsfrd To Rocky Mtn Crisis Center
- Vandalism
- Animal Cruelty
- Fire Starting
- Choking Game



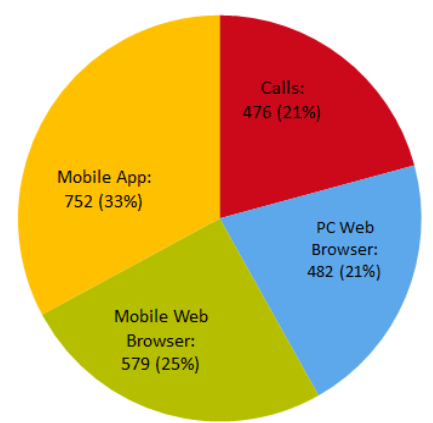
Total Number Reports Received in February 2018

2,292

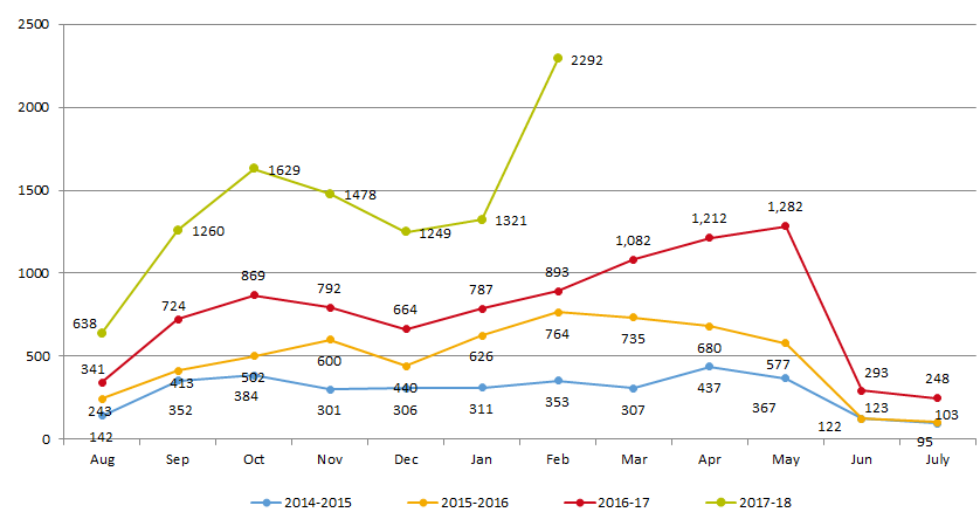
increase monthly tip volume as compared to February 2017

157%

Percentages by Reporting Method for February 2018



Monthly Trend Comparison of Safe2Tell Colorado Tips Received

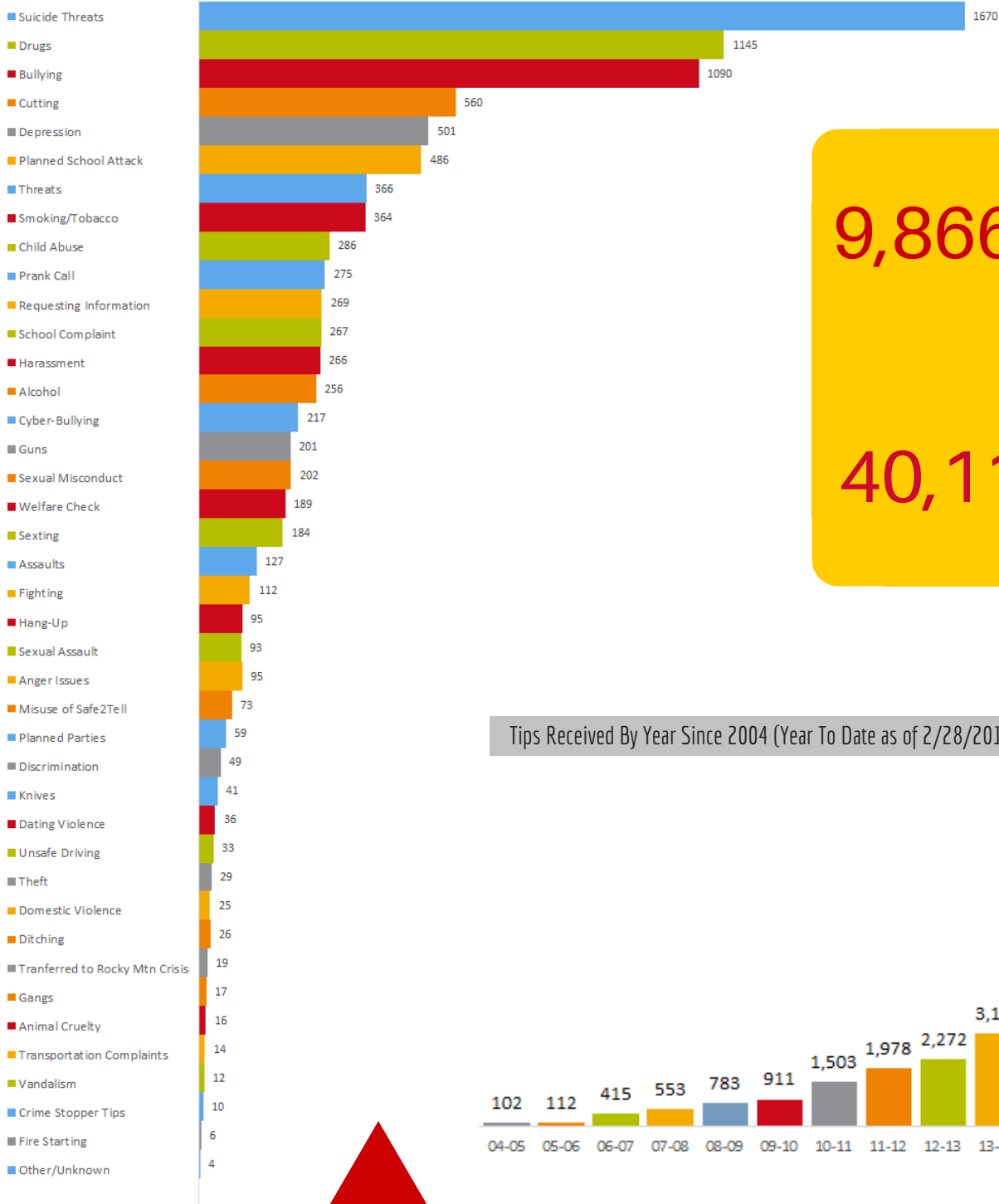


DATA REPORT

August 2017- February 2018

The following data presented represents the number of reports received by Safe2Tell Colorado for the period between 8/1/2017 and 2/28/2018

Total Safe2Tell Reports Received by Category Between 8/1/2017 and 2/28/2018



Total Number Reports Received between August 2017 and February 2018

9,866

Total Number of Reports Received Since 2004

40,119

Tips Received By Year Since 2004 (Year To Date as of 2/28/2018)

