

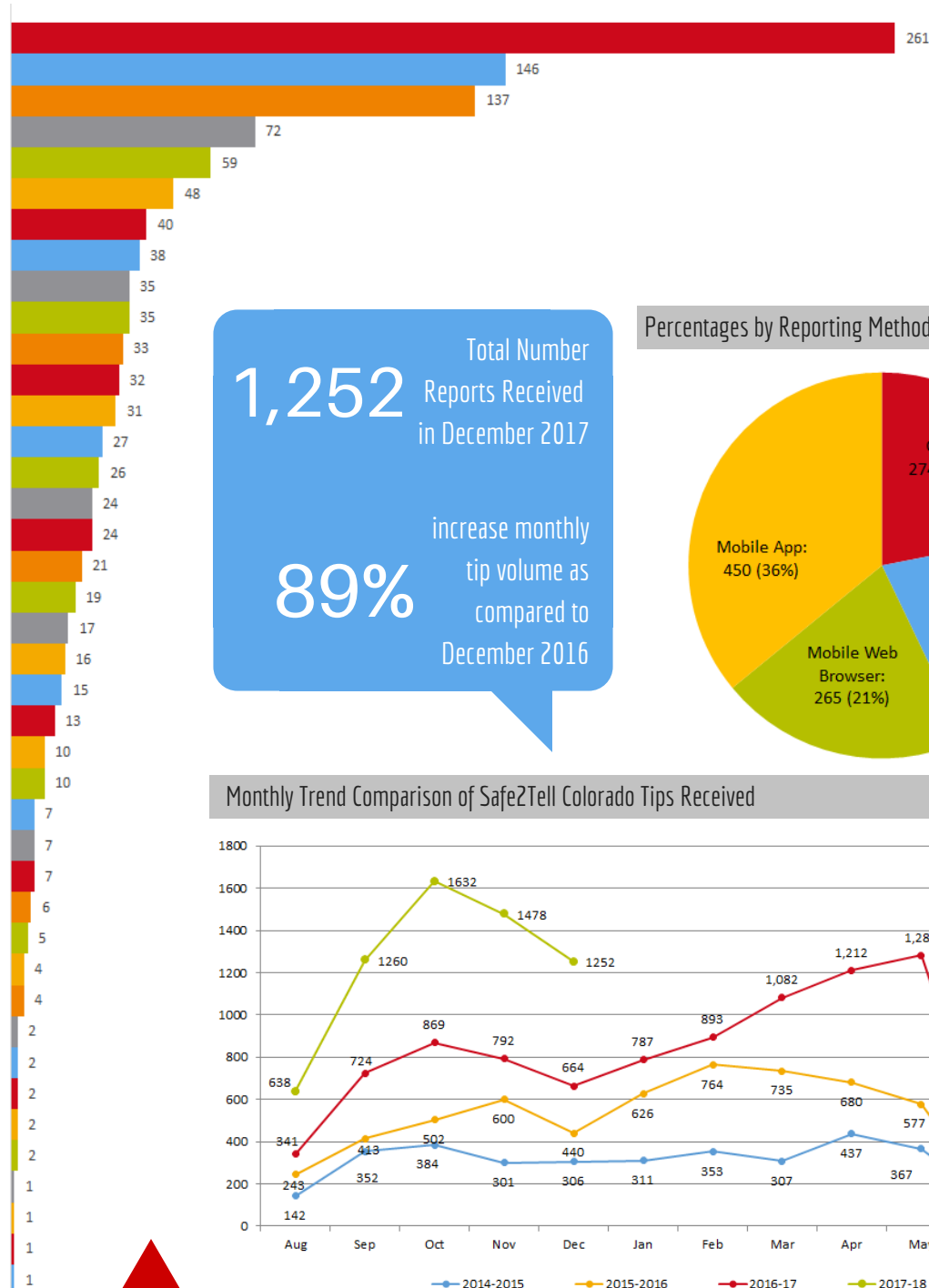
DATA **2** REPORT

December 2017

The following data presented represents the number of reports received by Safe2Tell Colorado for the period between 12/1/2017 and 12/31/2017.

Total Safe2Tell Reports Received by Category in December 2017

- Suicide Threats
- Drugs
- Bullying
- Cutting
- Depression
- Smoking/Tobacco
- School Complaint
- Alcohol
- Child Abuse
- Harassment
- Prank Call
- Sexual Misconduct
- Sexting
- Threats
- Requesting Information
- Planned School Attack
- Cyber-Bullying
- Welfare Check
- Assaults
- Fighting
- Planned Parties
- Guns
- Hang-Up
- Sexual Assault
- Anger Issues
- Discrimination
- Ditching
- Dating Violence
- Misuse of Safe2Tell
- Unsafe Driving
- Eating Disorder
- Gangs
- Knives
- Theft
- Animal Cruelty
- Explosives
- Trnsfrd To Rocky Mtn Crisis Center
- Domestic Violence
- Transportation Complaints
- Vandalism
- Fire Starting




Total Number
1,252 Reports Received
in December 2017

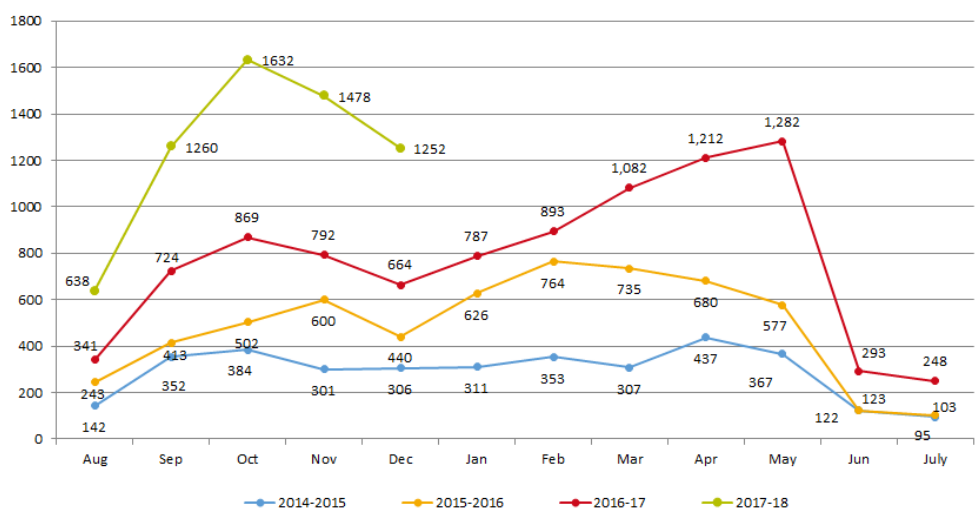
increase monthly
tip volume as
compared to
December 2016

89%

Percentages by Reporting Method for December 2017



Monthly Trend Comparison of Safe2Tell Colorado Tips Received

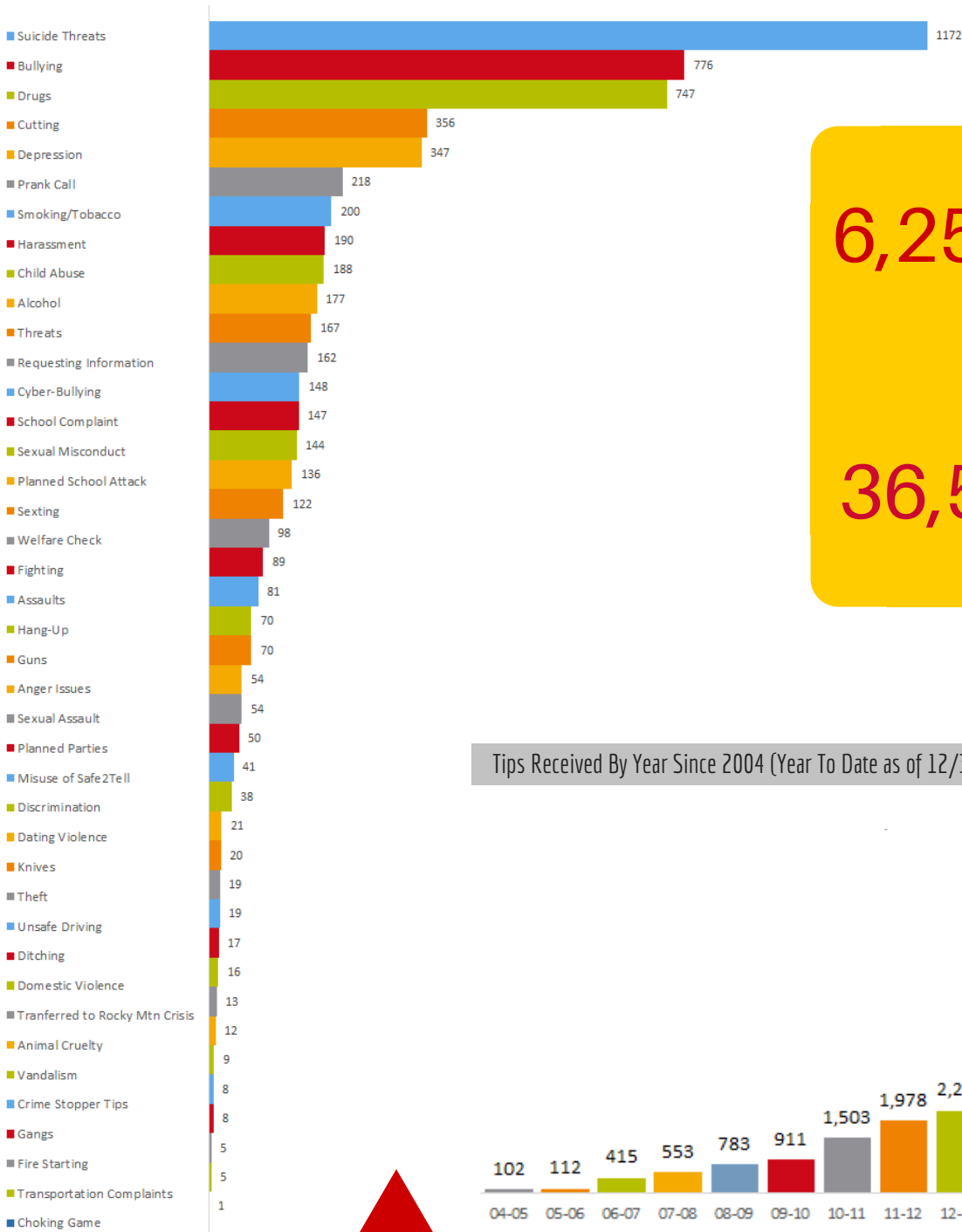


DATA **2** REPORT

— August 2017- December 2017 —

The following data presented represents the number of reports received by Safe2Tell Colorado for the period between 8/1/2017 and 12/31/2017

Total Safe2Tell Reports Received by Category Between 8/1/2017 and 12/31/2017



Total Number Reports Received between August 2017 and December 2017

6,256

Total Number of Reports Received Since 2004

36,509

Tips Received By Year Since 2004 (Year To Date as of 12/31/2017)

