

# DATA REPORT

January 2015

The following data presented represents the number of reports received by Safe2Tell for the period between 9/1/2004 and 12/31/2014.

## Safe2Tell Tip Report Data

# Total Number of Reports: 13,146

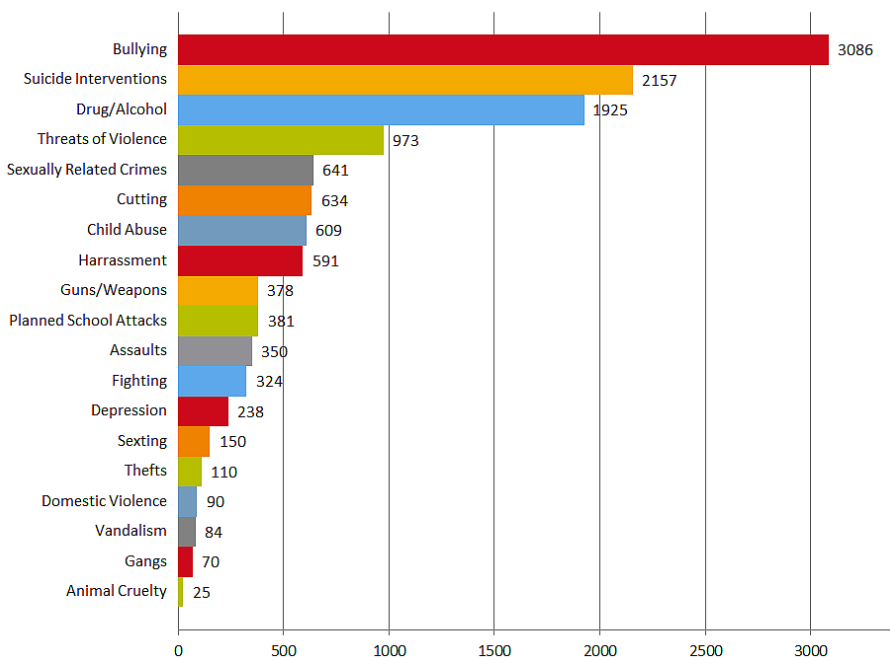
58%

average yearly increase of reports received

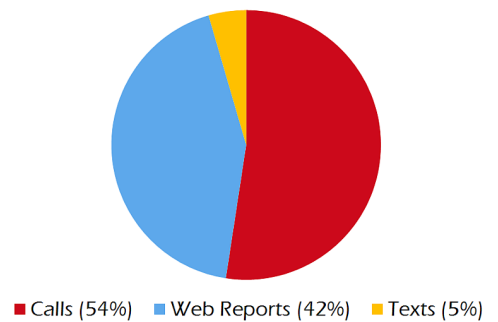
3,015%

percentage increase of reports received in 2004 to 2014

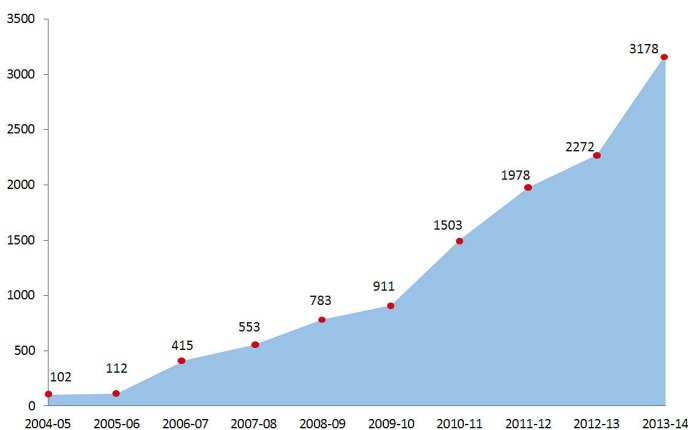
### Total Number of Tips Receive Per Category Since 2004



### Percentages By Reporting Method



### Total Number of Reports Received Per Year Since 2004



### Reports By Day of the Week

