

IN 4/100.1/1961-62

C.2

COLORADO STATE PUBLICATIONS LIBRARY



3 1799 00119 2483

COLORADO
STATE HOSPITAL
PUEBLO, COLORADO

ANNUAL REPORT

~~COLORADO STATE DEPARTMENT
Public Welfare Library
1600 Sherman Street
Denver 3, Colorado~~


JULY 1, 1961 - JUNE 30, 1962

RECEIVED

MAR 30 1999

STATE PUBLICATIONS
Colorado State Library

362.168091
Co
1961-62



COLORADO STATE DEPARTMENT
Public Welfare Library
1600 Sherman Street
Denver 3, Colorado

COLORADO STATE HOSPITAL

FUNCTIONS . . .

- REHABILITATION
- CONTINUOUS TREATMENT
- PREVENTION OF MENTAL DISEASE
- RESEARCH
- TEACHING

William H. McCarroll, M.D.
Chairman, 1962 Annual Report Committee

Special Reports:

Richard M. Heath and Administrative Officers
(Report of Supporting Services)

Mrs. Ada Clark and Miss Mary Ellen Johnson
(Special Dietary Report)

Prepared by Research and Statistics
Office of the Superintendent
Colorado State Hospital

Mrs. Patricia S. Finnell
Statistical Recorder

Mrs. Hilda Kalish
Graphics

Mrs. Clara M. DiChellis
Secretary

Mr. James Fraker
Graphics

C. M. Wignall, D. Anthro. (Oxon.)
Research Sociologist



TABLE OF CONTENTS

COLORADO STATE DEPARTMENT
Public Welfare Library
1600 Sherman Street
Denver 3, Colorado

Page

| | |
|---------------------------|------|
| LIST OF TABLES AND GRAPHS | iv |
| DEFINITIONS | vii |
| RESIDENT OFFICERS | viii |

REPORT OF THE SUPERINTENDENT

| | | |
|-----|-------------------------------|----|
| I | Introduction | 1 |
| II | Geographical Decentralization | 1 |
| | Geographical Divisions | 5 |
| | Special Divisions | 5 |
| III | Movement of Population | 8 |
| IV | Supporting Services | 20 |
| | Medical Records | 20 |
| | Chaplains | 21 |
| | Personnel | 22 |
| | Security | 23 |
| | Payroll | 24 |
| | Purchasing | 25 |
| | Budget Office | 25 |
| | Patients' Accounts | 25 |
| | Facilities | 26 |
| | Maintenance | 26 |
| | Engineering | 27 |
| | Laundry | 30 |
| | Production | 31 |
| | Dietary | 33 |
| V | Financial Summary | 39 |

Color State Hospital 11-12-63 Free

L I S T O F T A B L E S A N D G R A P H S

| | <u>TABLES</u> | Page |
|------------|--|------|
| TABLE A | - Simplified Annual Financial Statement Year Ending June 30, 1962 | 44 |
| TABLE B | - Simplified Building Fund Statement Year Ending June 30, 1962 | 45 |
| TABLE C | - Simplified Special Fund Statement Year Ending June 30, 1962 | 46 |
| TABLE I | - Movement of Patient Population Year Ending June 30, 1962 | 47 |
| TABLE II | - Patients Enrolled, Present and On Leave or Escape; Admissions, Deaths and Discharges Throughout Hospital By Divisional Area of Origin Year Ending June 30, 1962 | 48 |
| TABLE III | - Patients Enrolled, Present and Absent June 30, 1962, By Sex and Psychiatric Diagnosis | 50 |
| TABLE IV | - Patients Present June 30, 1962, By Sex, Psychiatric Diagnosis and Age | 52 |
| TABLE V | - Patients Present June 30, 1962, By Sex, Psychiatric Diagnosis, and Duration of Most Recent Admission to the Hospital | 54 |
| TABLE VI | - Patients Present June 30, 1962, By Calendar Year of Admission and Sex | 56 |
| TABLE VII | - Total Patients Present June 30, 1962, By Ethnic Group, Sex, Psychiatric Diagnosis and Age | 57 |
| TABLE VIII | - Central Area Patients Present June 30, 1962, By Ethnic Group, Sex, Psychiatric Diagnosis and Age | 60 |
| TABLE IX | - Denver Metropolitan Area Patients Present June 30, 1962, By Ethnic Group, Sex, Psychiatric Diagnosis and Age | 63 |
| TABLE X | - Northeastern Area Patients Present June 30, 1962, By Ethnic Group, Sex, Psychiatric Diagnosis and Age | 66 |
| TABLE XI | - Pueblo Area Patients Present June 30, 1962, By Ethnic Group, Sex, Psychiatric Diagnosis and Age | 69 |
| TABLE XII | - Southeastern Area Patients Present June 30, 1962, By Ethnic Group, Sex, Psychiatric Diagnosis and Age | 72 |
| TABLE XIII | - Western Area Patients Present June 30, 1962, By Ethnic Group, Sex, Psychiatric Diagnosis and Age | 75 |
| TABLE XIV | - Penal System Patients Present June 30, 1962, By Ethnic Group, Sex, Psychiatric Diagnosis and Age | 78 |
| TABLE XV | - Admissions of Patients By Sex, Legal Classification, and Type of Previous Hospitalization Year Ending June 30, 1962 | 81 |

List of Tables and Graphs continued

| | Page |
|---|------|
| TABLE XVI - Total Admissions By Sex, Psychiatric Diagnosis and Age Year Ending June 30, 1962 | 82 |
| TABLE XVII - First Admission (no prior admission to any psychiatric facility), By Sex, Psychiatric Diagnosis and Age Year Ending June 30, 1962 | 84 |
| TABLE XVIII - Readmissions I (prior admission to psychiatric facility other than Colorado system hospitals), By Sex, Psychiatric Diagnosis and Age Year Ending June 30, 1962 | 86 |
| TABLE XIX - Readmissions II (prior admission to Colorado system hospitals), By Sex, Psychiatric Diagnosis and Age Year Ending June 30, 1962 | 88 |
| TABLE XX - Transfers from Other Colorado System Hospitals, By Sex, Psychiatric Diagnosis and Age Year Ending June 30, 1962 | 90 |
| TABLE XXI - Total Admissions By Ethnic Group, Sex, Psychiatric Diagnosis and Age Year Ending June 30, 1962 | 92 |
| TABLE XXII - Central Area Admissions By Ethnic Group, Sex, Psychiatric Diagnosis and Age Year Ending June 30, 1962 | 95 |
| TABLE XXIII - Denver Metropolitan Area Admissions By Ethnic Group, Sex, Psychiatric Diagnosis and Age Year Ending June 30, 1962 | 98 |
| TABLE XXIV - Northeastern Area Admissions By Ethnic Group, Sex, Psychiatric Diagnosis and Age Year Ending June 30, 1962 | 101 |
| TABLE XXV - Pueblo Area Admissions By Ethnic Group, Sex, Psychiatric Diagnosis and Age Year Ending June 30, 1962 | 104 |
| TABLE XXVI - Southeastern Area Admissions By Ethnic Group, Sex, Psychiatric Diagnosis and Age Year Ending June 30, 1962 | 107 |
| TABLE XXVII - Western Area Admissions By Ethnic Group, Sex, Psychiatric Diagnosis and Age Year Ending June 30, 1962 | 110 |
| TABLE XXVIII - Penal System Admissions By Ethnic Group, Sex, Psychiatric Diagnosis and Age Year Ending June 30, 1962 | 113 |
| TABLE XXIX - Occupations of Admissions by Sex Year Ending June 30, 1962 | 116 |
| TABLE XXX - Discharges of Patients By Sex, Type of Discharge and Mental Status Year Ending June 30, 1962 | 117 |

List of Tables and Graphs continued

| | Page |
|--|------|
| TABLE XXXI - Combined Direct Discharges and Placements on Convalescent Leave By Sex, Psychiatric Diagnosis and Duration Since Most Recent Admission Year Ending June 30, 1962 | 118 |
| TABLE XXXII - Deaths of Patients in Hospital By Sex, Psychiatric Diagnosis and Clinical Cause of Death Year Ending June 30, 1962 | 120 |
| TABLE XXXIII - Deaths of Patients in the Hospital By Sex, Psychiatric Diagnosis and Length of Most Recent Hospitalization Year Ending June 30, 1962 | 122 |

GRAPHS

| | |
|--|----|
| FIGURE 1 - Admissions to Mental Hospitals (National - Colorado) Releases from Mental Hospitals 1950-1962 | 12 |
| FIGURE 2 - Percent of Patients Admitted in 1955, 1957, 1959, 1961 and 1962 in Residence by Time After Admission | 13 |
| FIGURE 3 - Percentage Distribution of Total Patients Present by Age Category - 1956-1962 | 14 |
| FIGURE 4 - Admissions by Age Category - 1956-1962 | 15 |
| FIGURE 5 - Percent of Total Admissions by Age Category - 1956-1962 | 16 |
| FIGURE 6 - Absolute Change in Number of Patients Present by Age Category - 1956-1962 | 17 |

DEFINITIONS

ENROLLMENT - All patients carried on the books of the hospital, i.e., every patient who has been admitted to the hospital and has not been legally separated from the hospital by discharge or death.

PATIENTS PRESENT - All patients legally resident in the hospital including those away on Town Pass.

HOME PASS - A visit away from the hospital of 7 days or less.

HOME VISIT - A visit away from the hospital which is expected to be more than 7 but less than 31 days.

REALIZED CENSUS - All Patients Present plus those on Home Visit. Realized Census reflects the number of patients under direct care of the hospital.

CONVALESCENT LEAVE - A trial visit away from the hospital of up to 2 years, from which the patient is not expected to return if all goes well.

ESCAPE - Those patients absent from the hospital without authority for any reason.

COLORADO SYSTEM HOSPITALS - Colorado Psychopathic Hospital, Denver; Colorado State Hospital, Pueblo; Fort Logan Mental Health Center, Denver; State Home and Training School, Grand Junction; State Home and Training School, Wheatridge.

MENTAL DISORDER - Follows the Diagnostic and Statistical Manual, Mental Disorders, prepared by The Committee on Nomenclature and Statistics of the American Psychiatric Association; Published by American Psychiatric Association, Washington 9, D.C.: 1952.

A D M I N I S T R A T I O N

WILLIS H. BOWER, M. D., SUPERINTENDENT

| | |
|-------------------------------|---|
| Julius L. Rosenbloom, M. D. | Assistant Superintendent Retired June 30, 1962 |
| J. Douglass Sharpe, M. D. | Assistant Superintendent (Acting) From June 6, 1962 |
| Richard M. Heath, M.S.H.A. | Assistant Superintendent (Administration) From January 1, 1962 |
| Leonardo Garcia-Bunuel, M. D. | Director of Clinical Program From October 30, 1961 |

S T A F F

| | |
|--------------------------------|--------------------------------|
| Anne C. Courtright, M. D. | Psychiatrist |
| Karl J. Waggener, M. D. | Psychiatrist |
| Floyde F. Karcher, M. D. | Psychiatrist |
| Glenn V. Karcher, M. D. | Psychiatrist |
| Reinaldo Faget, M. D. | Psychiatrist |
| Basil G. Carson, M. D. | Psychiatrist |
| Jose Magno, M. D. | Psychiatrist |
| Vittorio Kalmar-Fischer, M. D. | Psychiatrist |
| Walther Lingens, M. D. | Psychiatrist |
| George E. Scott, M. D. | Psychiatrist |
| *Alan B. Adam, M. D. | Psychiatrist |
| *Richard W. Finner, M. D. | Psychiatrist |
| Otilia Miga Faget, M. D. | Physician (Psychiatry) |
| Gregorio Kort, M. D. | Physician (Psychiatry) |
| Haydee Kort, M. D. | Physician (Psychiatry) |
| Valija A. Ozolins, M. D. | Physician (Psychiatry) |
| Charles P. Platz, M. D. | Physician (Psychiatry) |
| Fernando Romero, M. D. | Physician (Psychiatry) |
| Cesar Archangel, M. D. | Physician (Psychiatry) |
| Grant R. Curless, M. D. | Chief of Internal Medicine |
| Franklin G. Osberg, M. D. | Physician (Medicine) |
| Solomon S. Monosson, M. D. | Physician (Medicine) |
| Edgar D. Fyke, M. D. | Medical Specialist (Medicine) |
| *Larry E. Tripp, M. D. | Medical Specialist (Medicine) |
| H. Harper Kerr, M. D. | Chief of Surgery |
| *Jack T. Rush, M. D. | Medical Specialist (Surgery) |
| Mae Gallavan, M. D. | Chief of Pathology |
| Richard Louis Camponovo, M. D. | Medical Specialist (Pathology) |
| *Dirk F. Timmermans, M. D. | Medical Specialist (Pathology) |
| George A. Unfug, M. D. | Chief of Radiology |
| W. Kemp Absher, M. D. | Radiologist |
| Gerhard T. Schmunk, M. D. | Radiologist |
| Don L. Vickery, M. D. | Radiologist |
| Carl Haver Giddings, D. D. S. | Dentist |
| Elmer P. Cannon, D. D. S. | Dentist |
| Roscoe H. Ackerly, M. D. | Attending Internist |
| Charles W. Arnot, M. D. | Attending Internist |
| Richard R. Beckwith, M. D. | Attending Internist |
| Joseph S. Clutter, M. D. | Attending Internist |
| Robert W. Dingle, M. D. | Attending Internist |
| Leonard J. Farabaugh, M. D. | Attending Internist |

*Terminated prior to June 30, 1962

Staff continued

| | |
|---------------------------------|---|
| David E. Morton, M. D. | Attending Internist |
| Robert D. Schilling, M. D. | Attending Internist |
| Howard Tozer, M. D. | Attending Internist |
| Frederick G. Tice, Jr., M. D. | Attending Dermatologist |
| Bernard J. Baxter, M. D. | Attending Surgeon |
| Leonard Petitti, M. D. | Attending Surgeon (Ear, Nose & Throat) |
| Robert Satterlee, M. D. | Attending Surgeon (Genito-Urinary) |
| William C. Shontz, M. D. | Attending Surgeon (Genito-Urinary) |
| Wilbern W. Wersich, M. D. | Attending Surgeon (Genito-Urinary) |
| James R. Williams, M. D. | Attending Surgeon (Neurosurgery) |
| John O. Hadley, M. D. | Attending Surgeon (Obstetrics-Gynecology) |
| William H. Miller, M. D. | Attending Surgeon (Obstetrics-Gynecology) |
| Stanley G. Childers, M. D. | Attending Surgeon (Ophthalmology) |
| Walter T. Dardis, M. D. | Attending Surgeon (Ophthalmology) |
| William M. Lewallen, Jr., M. D. | Attending Surgeon (Ophthalmology) |
| Ervin T. Rechlitiz, M. D. | Attending Surgeon (Ophthalmology) |
| Richard G. Hamill, M. D. | Attending Surgeon (Orthopedics) |
| Richard B. Capek, M. D. | Attending Surgeon (Proctology) |
| Paul A. Draper, M. D. | Consulting Psychiatrist |
| Joseph S. Jensen, M. D. | Consulting Psychiatrist |
| Harold Locketz, M. D. | Consulting Psychiatrist |
| Kenneth J. Loder, M. D. | Consulting Psychiatrist |
| John M. McDonald, M. D. | Consulting Psychiatrist |
| David R. Metcalf, M. D. | Consulting Psychiatrist |
| John F. Montague, M. D. | Consulting Psychiatrist |
| Janice Norton, M. D. | Consulting Psychiatrist |
| Hans Schapiro, M. D. | Consulting Psychiatrist |
| William F. Stephenson, M. D. | Consulting Psychiatrist |
| Frank H. Zimmerman, M. D. | Consulting Psychiatrist |
| Donald Anderson, M. D. | Consulting Internist |
| Jerry Appelbaum, M. D. | Consulting Internist |
| Richard Boyle, M. D. | Consulting Internist |
| Herbert Bretell, M. D. | Consulting Internist |
| Robert Chapman, M. D. | Consulting Internist |
| Julius E. Cook, M. D. | Consulting Internist |
| John E. Cuning, M. D. | Consulting Internist |
| Philip L. Dern, M. D. | Consulting Internist |
| Albert Dreskin, M. D. | Consulting Internist |
| Edward Genton, M. D. | Consulting Internist |
| John F. Gentry, M. D. | Consulting Internist |
| Stephen Goodman, M. D. | Consulting Internist |
| Joseph H. Holmes, M. D. | Consulting Internist |
| Martin Hutt, M. D. | Consulting Internist |
| Henry Job, M. D. | Consulting Internist |
| Hannah Kintner, M. D. | Consulting Internist |
| Roger S. Mitchell, M. D. | Consulting Internist |
| Helen C. Morris, M. D. | Consulting Internist |
| Thomas Moulding, M. D. | Consulting Internist |
| Roy Ott, Jr., M. D. | Consulting Internist |
| William Rappaport, M. D. | Consulting Internist |
| Jerome Robinson, M. D. | Consulting Internist |
| Janet E. Schemmel, M. D. | Consulting Internist |
| Charley J. Smyth, M. D. | Consulting Internist |
| William Spence, M. D. | Consulting Internist |
| John E. Struthers, M. D. | Consulting Internist |
| Wesley Van Camp, M. D. | Consulting Internist |
| Irwin Vinnick, M. D. | Consulting Internist |
| Kurt Von Kaula, M. D. | Consulting Internist |
| Harvey J. Johnston, M. D. | Consulting Dermatologist |
| Marvin E. Johnson, M. D. | Consulting Surgeon |
| Wilbur L. Reimers, M. D. | Consulting Surgeon |
| Joseph L. Kovarik, M. D. | Consulting Thoracic Surgeon |

Staff continued

| | |
|----------------------------------|---------------------------------------|
| Charles Bloomquist, M. D. | Consulting Neurologist |
| Arnold Druckman, M. D. | Consulting Neurologist |
| Arnold Greenhouse, M. D. | Consulting Neurologist |
| James W. Stephens, M. D. | Consulting Neurologist |
| Barbara Thulin, M. D. | Consulting Neurologist |
| Bernard L. Hicks, M. D. | Consulting Anesthesiologist |
| Robert C. Lewis, Ph. D. | Consulting Biochemist |
| Harold D. Palmer, M. D. | Consulting Pathologist |
| Ali Biyiksizoglu, M. D. | Resident in Psychiatry |
| John M. Coleman, M. D. | Resident in Psychiatry |
| Lolita M. Corpus, M. D. | Resident in Psychiatry |
| *Sami Daghan, M. D. | Resident in Psychiatry |
| Maria Delivoria, M. D. | Resident in Psychiatry |
| Sabri Ergenekon, M. D. | Resident in Psychiatry |
| Sabahat Gurcay, M. D. | Resident in Psychiatry |
| *Akif Kivircik, M. D. | Resident in Psychiatry |
| *Roger Mesmer, M. D. | Resident in Psychiatry |
| George J. Raheb, M. D. | Resident in Psychiatry |
| Ruby I. Soriano, M. D. | Resident in Psychiatry |
| Alfredo Yap, M. D. | Resident in Psychiatry |
| Herbert S. Dveirin, M. D. | Career Resident in Psychiatry |
| Howard H. Lee, M. D. | Career Resident in Psychiatry |
| Robert W. Marshall, M. D. | Career Resident in Psychiatry |
| James T. Stripe, M. D. | Career Resident in Psychiatry |
| Sung Dong Choi, M. D. | Resident in Internal Medicine |
| Manuel V. Corpus, M. D. | Resident in Internal Medicine |
| Virginia DeGuzman, M. D. | Resident in Internal Medicine |
| *Lourdes V. Estevez, M. D. | Resident in Internal Medicine |
| Michael B. John, M. D. | Resident in Internal Medicine |
| Prabha S. Nigam, M. D. | Resident in Internal Medicine |
| Christos Papadopoulos, M. D. | Resident in Internal Medicine |
| Kayhan O. Polat, M. D. | Resident in Internal Medicine |
| Thomas Samuel, M. D. | Resident in Internal Medicine |
| Lalitha K. Swamy, M. D. | Resident in Internal Medicine |
| V. Krishna Swamy, M. D. | Resident in Internal Medicine |
| Ihsan Cavusoglu, M. D. | Resident in Surgery |
| Ramiro J. Ceballos, M. D. | Resident in Surgery |
| Remigio T. DeGuzman, M. D. | Resident in Surgery |
| *Juan S. Estevez, M. D. | Resident in Surgery |
| Mehmet Gurcay, M. D. | Resident in Surgery |
| Antonio B. Paat, M. D. | Resident in Surgery |
| Jose G. Picazo, M. D. | Resident in Surgery |
| Carlos G. Vega, M. D. | Resident in Surgery |
| Victorino G. Vergara, Jr., M. D. | Resident in Surgery |
| Jose M. Villaruz, M. D. | Resident in Surgery |
| Rajat K. Bhattacharya, M. D. | Resident in Pathology |
| Jose Diaz-Esquivel, M. D. | Resident in Pathology |
| Satyabhilashki Rochlani, M. D. | Resident in Pathology |
| Pedro Rosado, M. D. | Resident in Pathology |
| Fortunato Soriano, M. D. | Resident in Pathology |
| Mario P. Valdez, M. D. | Resident in Pathology |
| Manuel A. Villaverde, M. D. | Resident in Pathology |
| *Irineo Guerrero, M. D. | Resident in Radiology |
| Leora C. Dick, B.S.N., M.A. | Director of Nursing Service |
| *Rose Chorney, R. N. | Director of Nursing Service |
| Elizabeth Bartley, B.S.N. | Assistant Director of Nursing Service |
| Mary I. Major, B.S.N. | Assistant Director of Nursing Service |
| E. Patricia Milich, B.S.N. | Assistant Director of Nursing Service |

*Terminated prior to June 30, 1962

Staff continued

| | |
|---|-------------------------------------|
| Charles R. Shearn, Ph. D. | Chief of Psychology |
| Alva L. Blattler, Ph. D. | Clinical Psychologist |
| Rudolf Lassner, Ph. D. | Clinical Psychologist |
| Hugh D. Clayton, M. A. | Senior Psychologist |
| Wesley D. Davis, M. D. | Senior Psychologist |
| Lawrence H. Levey, M. A. | Senior Psychologist |
| William H. Ross, M. A. | Senior Psychologist |
| Stacy L. Warren, M. A. | Senior Psychologist |
| Guy A. Mayo, M. A. | Psychologist |
| Wilson Branch, M. A. | Director of Social Work |
| James K. Baugh, M. S. W. | Assistant Director of Social Work |
| Claire Stahley, M. S. W. | Assistant Director of Social Work |
| Lorraine D. Walling, M. A. | Assistant Director of Social Work |
| *Ariel L. Branch, M. S. W. | Senior Social Worker |
| Clara L. Brown, M. A. | Senior Social Worker |
| Inger C. Claney, B. A. | Senior Social Worker |
| Marguerite E. Cowger, M. A. | Senior Social Worker |
| Francis Hudson, M. S. W. | Senior Social Worker |
| Artie B. Jones, M. S. W. | Senior Social Worker |
| Irma Deane Pirri, M. A. | Senior Social Worker |
| Spurgeon A. Roberts, M. S. W. | Senior Social Worker |
| Mary Tsiropoulos, M. S. W. | Senior Social Worker |
| Mary Wax, M. S. W. | Senior Social Worker |
| Bernard S. Weiss, M. S. W. | Senior Social Worker |
| *Katherine L. Williams, M. S. W. | Senior Social Worker |
| Paul N. King, M. S. W. | Social Worker |
| Richard L. Nelson, M. S. W. | Social Worker |
| Elizabeth Ann Terry, M. S. W. | Social Worker |
| George R. Tippin, M. S. W. | Social Worker |
| L. Winnifred Wheeler, M. S. W. | Social Worker |
| Frank D. Ferguson, D. S. C. | Chiroprapist |
| A. Ward Lockhart, O. T. R. | Director of Occupational Therapy |
| Ralph Capanna, B. A. | Recreational Director |
| Reverend William C. Conradi, M. A. | Protestant Chaplain |
| Reverend James J. McDevitt | Catholic Chaplain |
| Vincent Riley | Pharmacist |
| *Charles G. Dowling | Business Manager |
| Daniel P. Ryan | Administrative Officer |
| Paul F. Binney | Personnel Officer |
| Jack Henigsman | Senior Buyer |
| Clarence McGraw | Chief Plant Engineer |
| Ray I. McBroom | Maintenance Superintendent |
| Bert McDermott | Grounds Maintenance Supervisor |
| Sylvester S. Hughlitt | Farm Production Manager |
| William Lawson | Laundry Manager |
| Charles Naccarato | Security Officer |
| *Kenneth W. Bannister | Registrar |
| Evelyn Rogers | Supervisor of Medical Records |
| Clifton M. Wignall, Dipl. Anthro. (Oxon.) | Research Sociologist |
| Ada Clark, B. S. | Director of Dietetics |
| *Cora E. Kusner | Director of Dietetics |
| Mary Ellen Johnson, B. S. | Principal Dietitian |
| William H. Shaw | Director of Rehabilitation Services |

*Terminated prior to June 30, 1962

REPORT OF THE SUPERINTENDENT

I INTRODUCTION:

Comprehensive change in the organization of Colorado State Hospital, with decentralization of treatment units into geographic regional divisions, continued reduction in patient population, and the inauguration of changes to improve administrative services, makes fiscal year 1962 notable in the history of Colorado State Hospital. This report reflects a few of the surfaces of change in the first steps of the effort to create an effective program of psychiatric treatment in one of the world's largest mental hospitals.

II GEOGRAPHICAL DECENTRALIZATION:

During the first three days of March, 1962, a massive movement of our patient population took place. Smaller hospital units, largely autonomous, self-contained, able to provide comprehensive psychiatric care, were

COLORADO STATE DEPARTMENT
Public Welfare Library
1600 Sherman Street
Denver 3, Colorado

established. The hospital is now composed of twelve such divisions providing 24 hour care, and a day-center for children and adolescents which operates twelve hours daily. Eight of the twelve divisions serve specific geographic areas within the state. The other four provide services for special problems.

Each division has its own "team". The "team" consists of the usual members of a "psychiatric team", i.e., psychiatrist, social worker, psychologist, nursing department personnel, etc., and also secretaries, dietitians and even maintenance workers, who are encouraged to become involved in patient contact. Each divisional team is presided over by either a divisional leader or an administrative council responsible for the overall operation of the division. These teams meet regularly, and all problems concerning patient care and administration of the division are discussed. Thus, all disciplines share in making decisions and setting policy for the division. Each divisional team is developing programs to meet its individual needs in keeping with its internal staff resources and the resources of the community it serves. There are as many different programs as there are units, thus permitting a long term comparative study of different programs.

The assignment of personnel to each division was made with an eye to maintaining consistent patient-personnel ratios throughout the hospital. Patient-personnel ratio in the special divisions are not the same as those in the geographical divisions, owing to the specialized

type of care they provide. Ratios in the geographical divisions show minor variations, such variations being conditioned by such factors as the degree of out-patient care provided, the rate of turnover of patient population, and the availability of community resources. Once an individual is assigned to a team, transfer to another team is nearly impossible. Should an exceptional situation develop where transfer is requested, it is first investigated by the divisions involved and a recommendation is made to the Director of the Clinical Program. He, in turn, makes a final recommendation to the Superintendent. Therefore, no employee can be transferred without final approval of the hospital Superintendent. This apparently cumbersome procedure is aimed at keeping the teams' composition and structure as stable as possible. This, together with the absence of patient transfers between geographical divisions and minimal transfer to and from the special divisions, results in maintaining continuity of patient care during and following hospitalization.

Personnel assigned to a divisional team are responsible only to the divisional team leader or the divisional administrative council in particular and to the divisional team in general. Thus, for instance, all the merit ratings of personnel are done within the corresponding team, not by the clinical department head.

All divisional team members have their offices at the division where they work, making them more available to patients. Medical

records are in the process of being duplicated and placed on the wards where patients reside to assure rapid access to vital information. Each division has its own distinctive stationery for ease of communication with relatives and community agencies. Further, each division keeps time for their employees and, therefore, have their own payroll. Travel funds, whether they be for professional and educational purposes or for community organization of after-care programs are also decentralized to the division. Each division has final responsibility for such funds.

Much of the responsibility that had previously resided in the hands of the Superintendent has now been delegated to the divisions. The Superintendent continues to function as the coordinator and as the final authority in many situations. The Superintendent has a number of assistants immediately responsible to him, only two of these having direct line of authority. The Director of the Clinical Program is responsible for coordination of all clinical services throughout the hospital. The Assistant Superintendent for Administration is responsible for administration of non-medical programs, such as budget, maintenance, etc. A third assistant is the Director of Planning, who acts as chairman of the Department Heads Council. This Council is an advisory council to the Superintendent, and its members are the heads of the various disciplines. Neither the Council nor its members has direct line of authority, and functions only in an advisory capacity both to the Superintendent and to the divisions. Recommendations made by the

Council are enforceable through approval of the Superintendent. Otherwise anything emanating from the Council cannot result in policy.

Geographical Divisions:

Each of the eight geographical divisions provides care for all types of patients of both sexes from the geographical area it serves, except for those patients who meet the requirements for care and management in any of the special divisions. Therefore, no transfer of patients between the geographical divisions ever takes place unless the patient's place of residence changes after the time of his first hospitalization. Patients are admitted to the divisions serving the county of their residence or to those divisions serving the county where they intend to make their residence upon discharge.

Each geographical division is charged with the responsibility of establishing after-care programs in the areas of the state they serve. Some areas of the state have well developed community resources, while other areas have limited or no resources. The responsibility of the divisional unit varies from that of acting as coordinator of existing community resources to that of actively assisting in the development of such resources.

Special Divisions:

General Medical and Surgical Center. This unit operates very much as a community general hospital in its relationship to the rest of the hospital. It provides complete in-patient and clinic services, as well

as a consultant service, to the other divisions. When patients are admitted to this service, the referring unit remains responsible for all aspects of care other than that which necessitated transfer. The divisional team visits their patients regularly, providing psychiatric care, pre-release planning, etc. Upon discharge from the Medical-Surgical unit, the patient returns to his home division. A neurological service and a contagious disease service, integral parts of the medical service, are housed in the geriatrics building.

Geriatrics Division. This division cares for all elderly bedridden patients as well as those markedly feeble or physically handicapped to the extent that they need a maximum of nursing care and only a minimum of medical care. It includes two wards to prepare patients for discharge or transfer to nursing homes.

Alcoholic Treatment Center. All alcoholics without brain damage as well as drug addicts of both sexes are treated in this unit. The Alcoholic Treatment Center is so staffed so as to be able to provide comprehensive treatment to these patients without the geographical divisions having to provide additional assistance. The Alcoholic Treatment Center provides housing for "disturbed" patients. Such patients, in as far as possible, are managed in their respective divisions, but when this is not possible, they are temporarily transferred to the two closed wards in the Alcoholic Treatment Center. While there, the Center provides custody and the treatment and

management of these patients remains the responsibility of the transferring unit.

Security Division. All patients who are District Court commitments who have serious criminal records, or who are presumed to be dangerous, are initially housed here. This unit provides intensive treatment along with maximum security against escape from the hospital. Patients who, after treatment, no longer require the restrictive environment of the Security Division are transferred to their corresponding geographical divisions from which they are eventually discharged. It should be noted that "disturbed" patients are not treated in this unit, but rather in their home units or the closed wards of the Alcoholic Treatment Center.

Children's Center. All children and adolescents reside in their corresponding geographical divisions. They are transported by bus to the Center every morning and returned to their divisions in the evening. Thus, while special programs are provided for them, they are not totally cut off from the teams that serve the areas of their residence. The program provides for individual and group therapy, along with a school program covering all grades through high school. The program is to be expanded to provide care for children and adolescents of the community on an out-patient or day hospital basis.

Admissions and Screening Unit. This unit is operated in the General Medical-Surgical Center. All newly admitted patients and readmitted patients are received here and assigned to a division. This done, the

division sends a physician to interview and make an initial psychiatric evaluation of the patient while the staff of the Medical-Surgical Center proceeds with a complete physical examination. Under this system, no patient needs to remain at the Admissions and Screening Unit longer than 24 hours except when arriving on weekends. The emphasis is placed on getting the patient to the psychiatric team which will be responsible for his treatment as rapidly as possible.

III MOVEMENT OF POPULATION:

Fiscal year 1962 marks the most significant decline in the number of resident patients in the history of Colorado State Hospital. The realized census (see "Definitions" p. vii) which reflects the work load of the hospital, declined from 5859 at the beginning of the year to 5077 at the end of the year. This is the continuation of a declining trend from a month-end peak of 6078 reported for March, 1961. It reflects a full year of reversal of an eighty-year trend to constantly increase the size of the resident population.

The decrease in realized census was effected in the face of a flow of admissions which remained nearly constant. It is the result of a change in policy of patient treatment, based on the belief that it is both more humane and less expensive to treat and release a mentally ill patient than it is to keep him for years as a ward of the state. The rising population of Colorado, coupled with the rising

cost of all items of care, made it imperative that a program of treatment and release be inaugurated. The alternative was to embark upon an expanded program of building for an ever increasing load of custodial patients, who were, in 1959, already overcrowding existing buildings. The ultimate cost of pursuing a custodial policy, including both care and buildings, would be great, indeed. This is shown by a brief review of the costs of custodial care.

Colorado State Hospital functioned from its founding in 1879 until 1959 - a period of 80 years, at a total cost of \$104,416,350.46, not counting appropriations for buildings. The program operated to provide for the needs of patients at the lowest possible daily cost. Resting on the premise that the mentally ill are hopeless, the staggering costs of patient care, taken over the total period of a patient's hospitalization, were rarely considered by the general public, though they were known to hospital administrators.

The cost of caring for our oldest resident patient, who was admitted in 1899, was \$31,227 as of June 30, 1962. The average length of stay in the hospital is 16 years 7 months 28 days, at a present cost of \$35,309 per patient. The general public has thought, until recent years, that there is no alternative to this situation.

In the early 1950's research began to discover new treatment methods for the mentally ill. It was learned that most patients, with a little professional help in a hospital oriented toward hope, could

be released within the first year or two after admission. Colorado did not respond to this general knowledge until the mid-1950's.

The total patients cared for has been rising continuously, as follows:

| <u>Fiscal Year Ending June 30</u> | <u>Total Patients Cared For</u> |
|---|---|
| 1953 | 7171 |
| 1954 | 7349 |
| 1955 | 7554 |
| 1956 | 7730 |
| 1957 | 7858 |
| 1958 | 8186 |
| 1959 | 8619 |
| 1960 | 8711 |
| 1961 | 9066 |
| 1962 | 9240 |

The rapid release of newly admitted patients has reduced the percentage of patients who are becoming chronic charges. (Fig. 1) Forty percent of the patients admitted in fiscal year 1955 were still in the hospital in the first to second years after admission. In 1961 only 20% remained. The trend was for even greater improvement in those patients admitted in fiscal year 1962. (Fig. 2) This was

done without setting up a "revolving door" to the hospital. Under the custodial policy there were 73 readmissions to each 100 first admissions. Under the treatment policy there were 76 readmissions to each 100 first admissions, as follows:

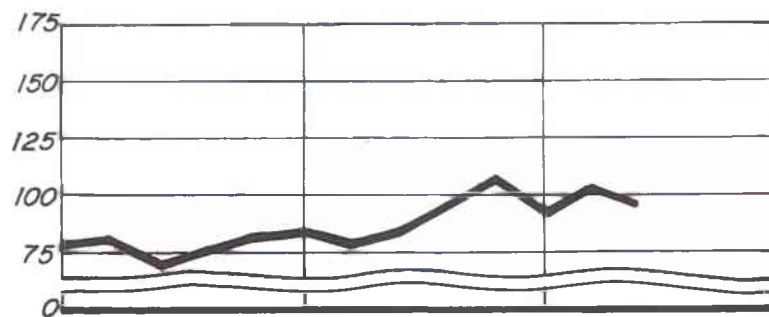
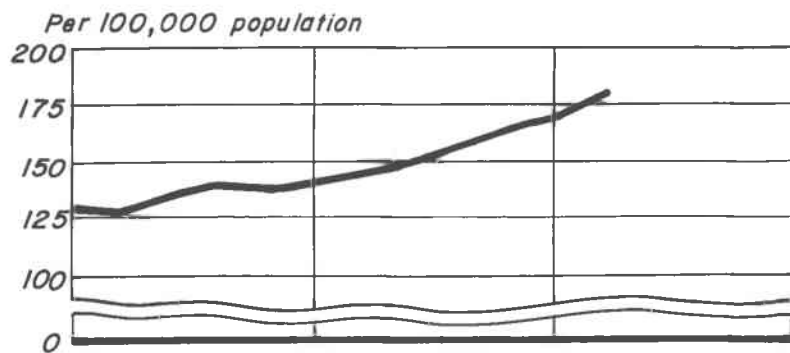
| ADMISSIONS | | FISCAL YEAR ENDING JUNE 30 | | | | | |
|------------|-------------|----------------------------|------|------|------|------|------|
| | | 1957 | 1958 | 1959 | 1960 | 1961 | 1962 |
| TOTAL | First | 800 | 830 | 985 | 936 | 1071 | 1296 |
| | Readmission | 587 | 796 | 865 | 748 | 819 | 552 |

The patient population shows a trend toward youth. This is the joint product of the release of suitable geriatrics patients to nursing homes, and a change in the age patterns of patients being admitted. Figures 3-6 portray this change. (See pp. 12-17).

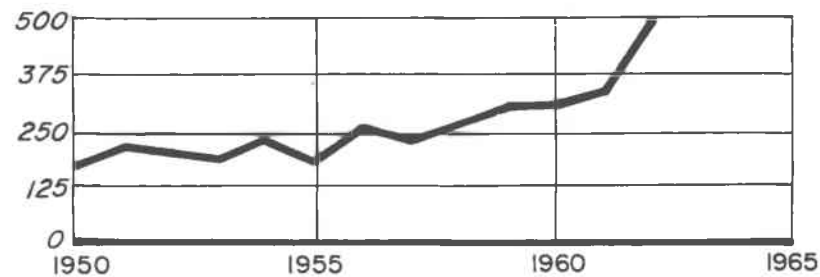
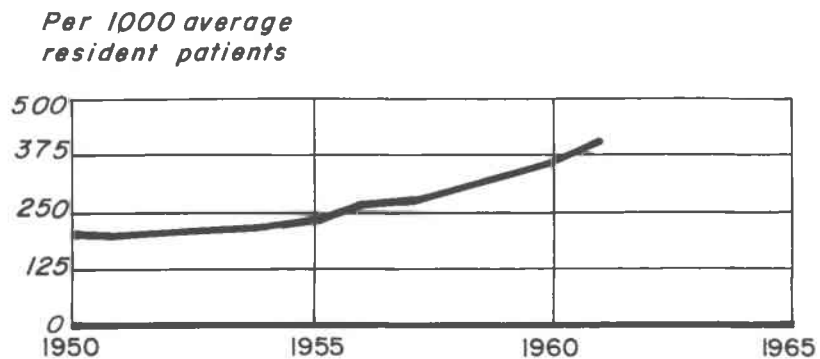
FIGURE 1

NATIONAL

COLORADO (CSH)



ADMISSIONS TO MENTAL HOSPITALS



RELEASES FROM MENTAL HOSPITALS

FIGURE 2

PER CENT OF PATIENTS ADMITTED IN
1955, 1957, 1959, 1961 AND 1962 IN
RESIDENCE BY TIME AFTER ADMISSION

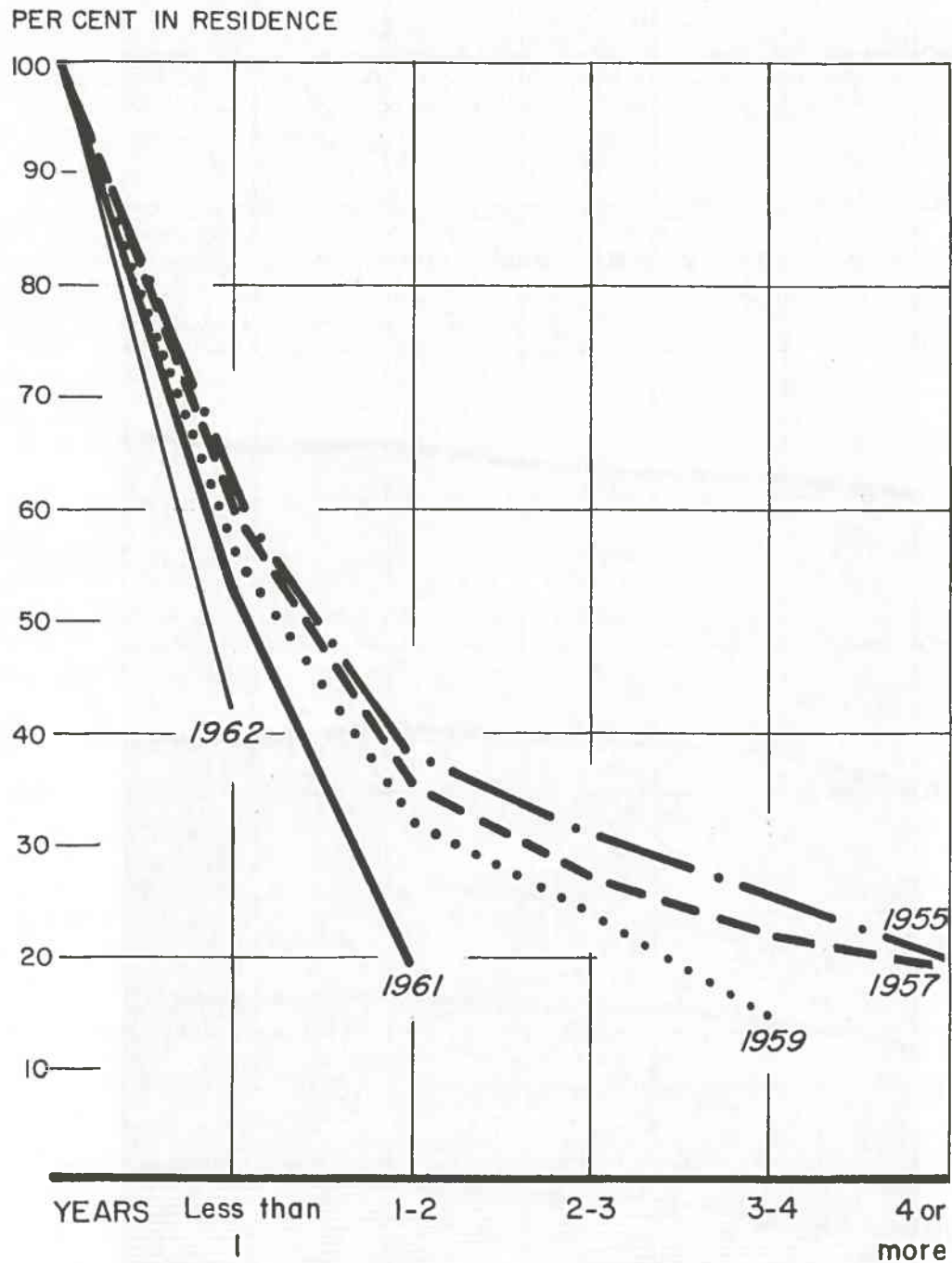


FIGURE 3
PERCENTAGE DISTRIBUTION OF TOTAL PATIENTS
PRESENT *BY AGE CATEGORY*

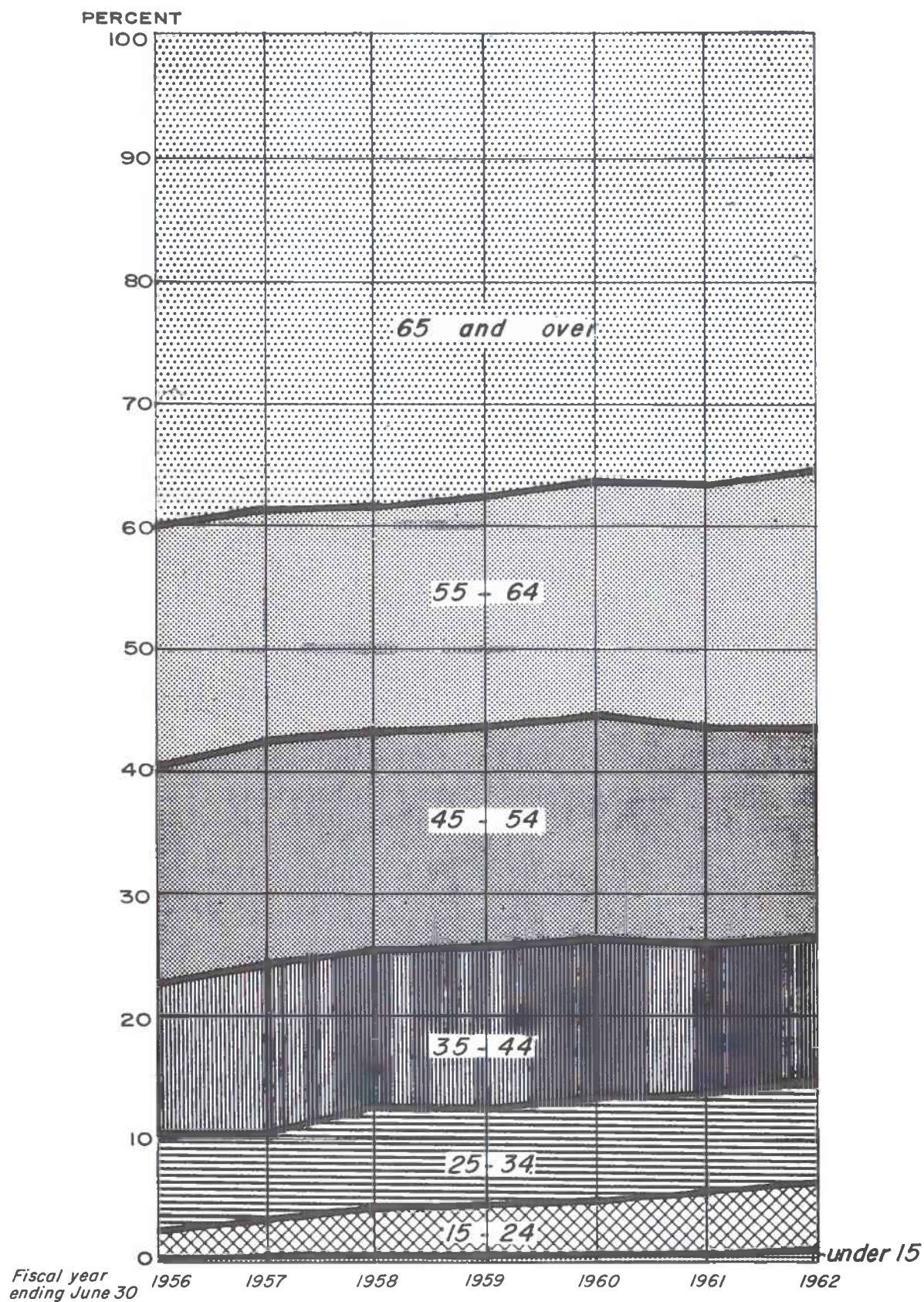


FIGURE 4
ADMISSIONS BY AGE CATEGORY

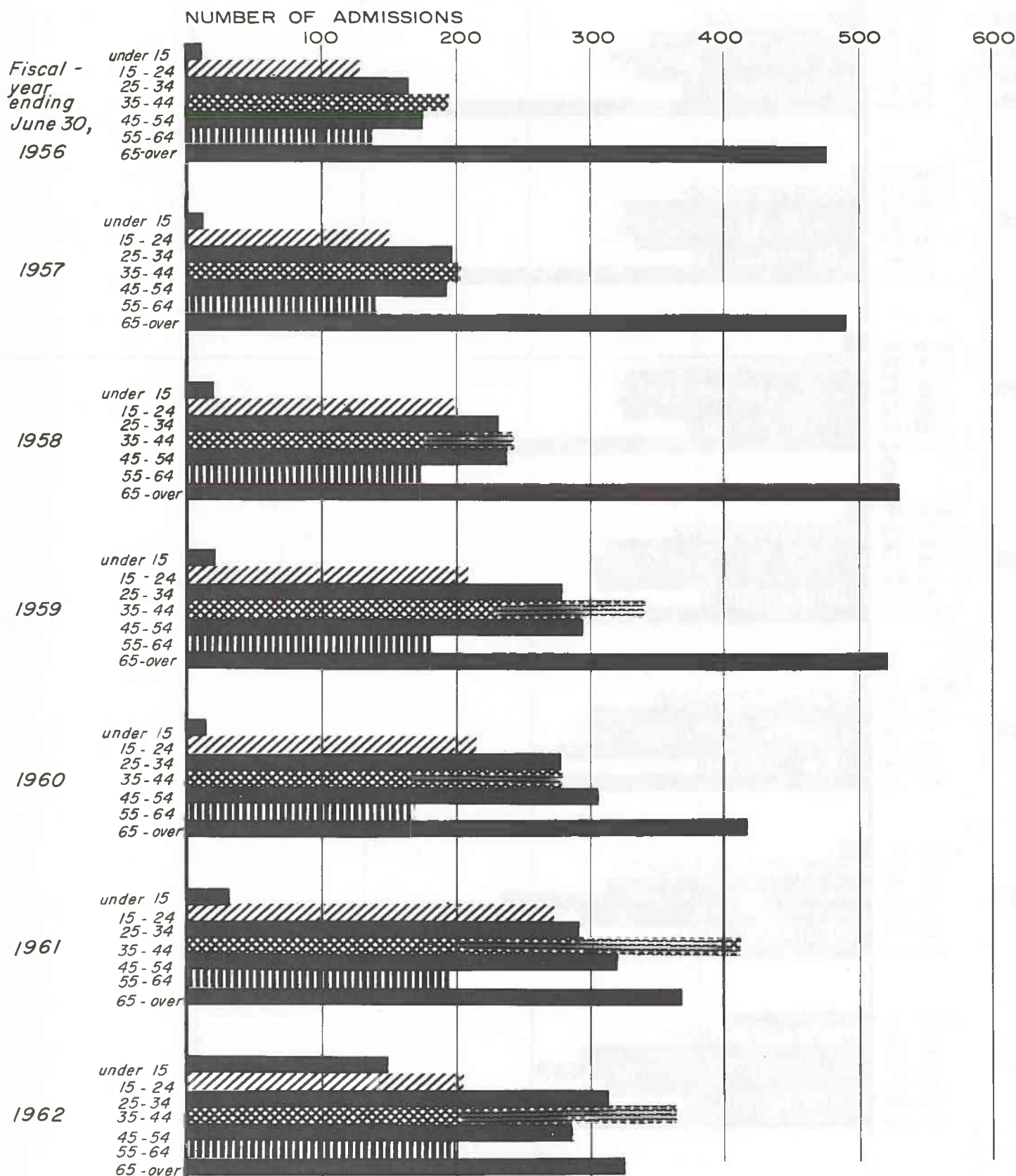


FIGURE 5

PERCENT OF TOTAL ADMISSIONS BY AGE CATEGORY

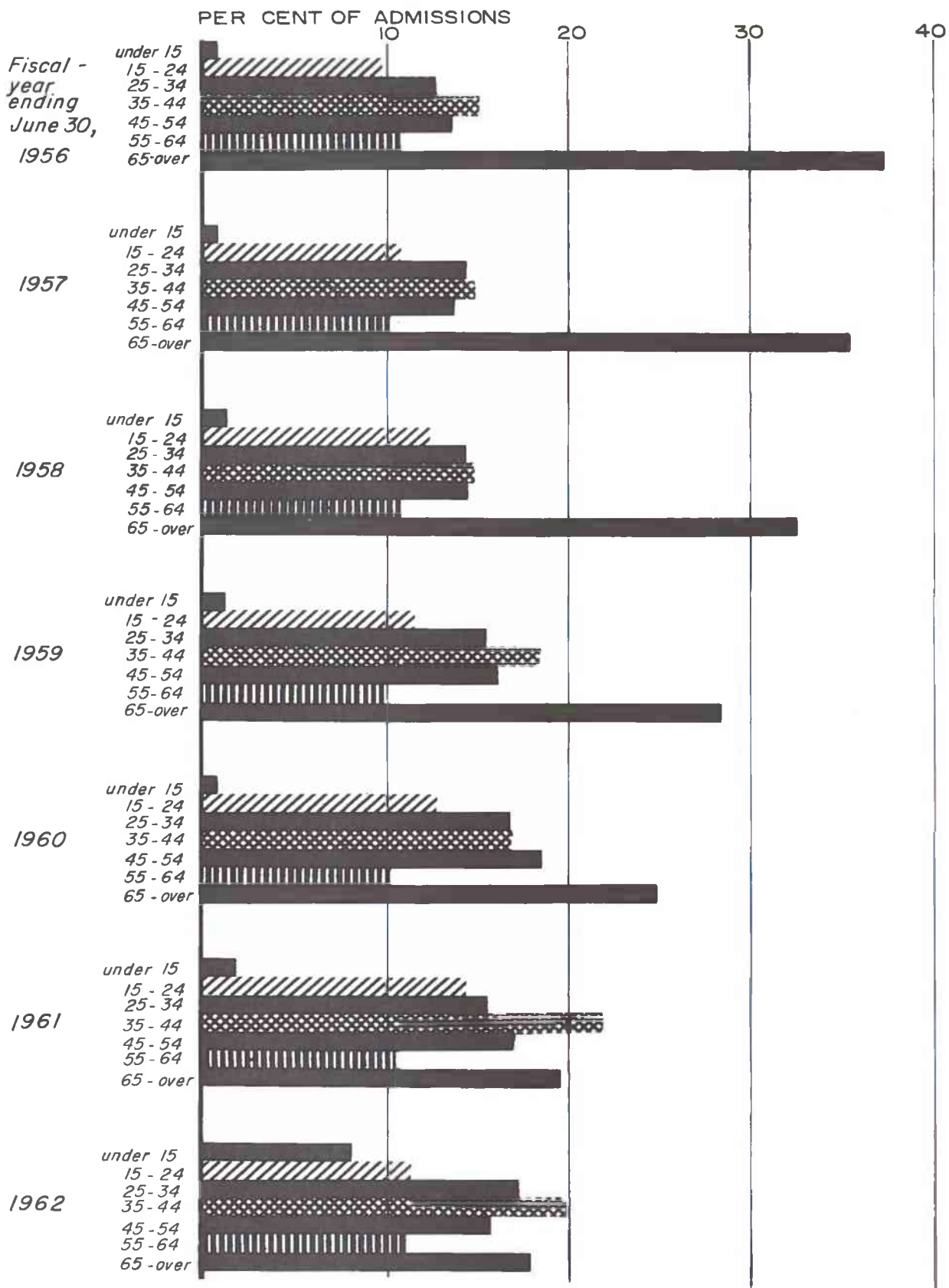
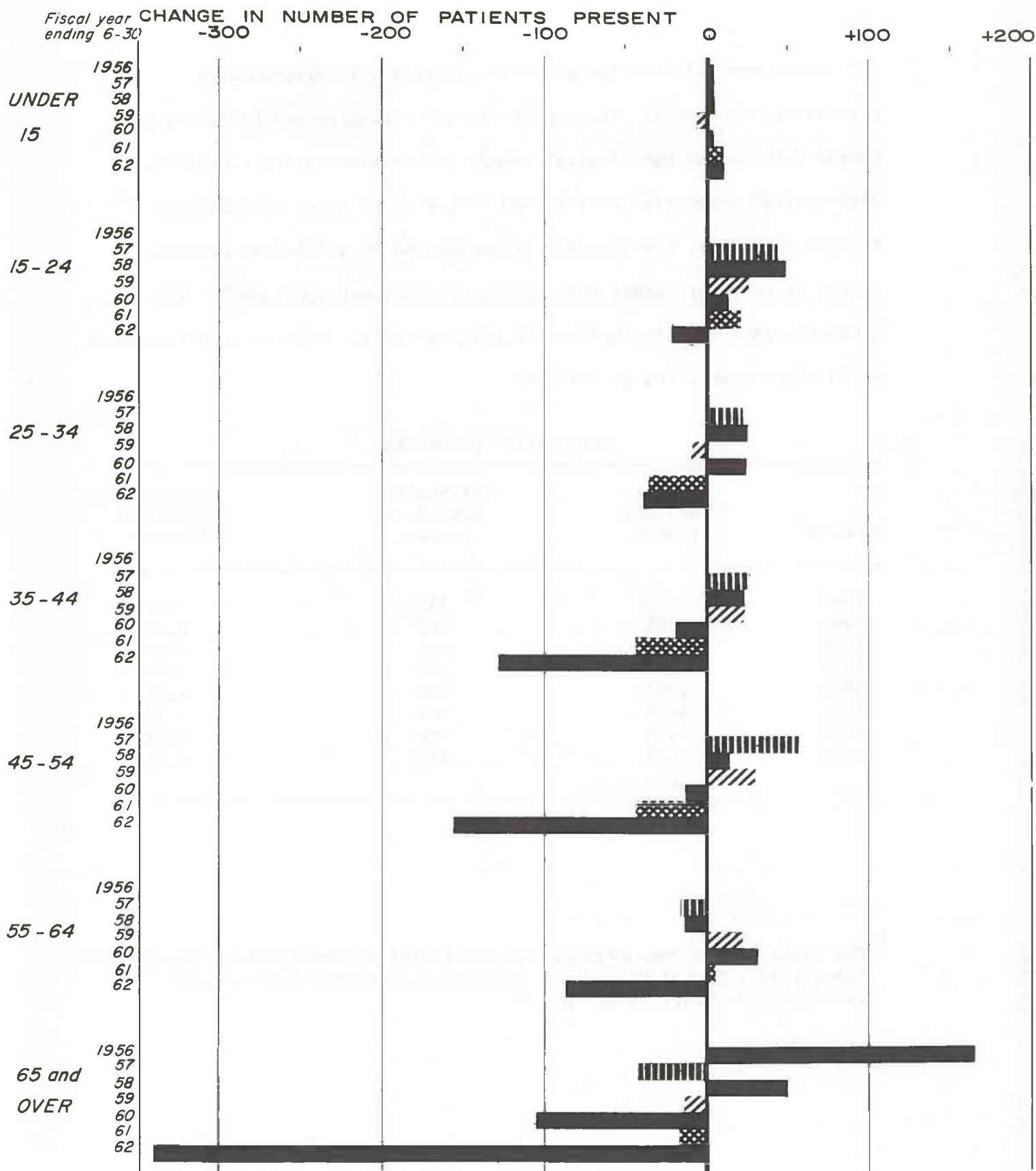


FIGURE 6
ABSOLUTE CHANGE IN NUMBER OF PATIENTS
PRESENT BY AGE CATEGORY



About one-third of the patients admitted were diagnosed as Personality Disorders. These patients are characterized by "developmental defects and pathological trends in the personality structure, with minimal subjective anxiety and little or no sense of distress. In most instances, the disorder is manifested by a lifelong pattern of action or behavior rather than mental or emotional symptoms."¹ The alcoholic patients are included in this category. This is a continuation of an eight-year trend as follows:

| PERSONALITY DISORDERS | | | |
|-----------------------|------------------|-------------------------------|-------------------------------|
| June 30 | Patients Present | Personality Disorders Present | Percent of Population Present |
| 1962 | 4950 | 347 | 7.01 |
| 1961 | 5708 | 442 | 7.74 |
| 1960 | 5810 | 446 | 7.68 |
| 1959 | 5874 | 402 | 6.84 |
| 1958 | 5799 | 360 | 6.21 |
| 1957 | 5649 | 304 | 5.38 |
| 1956 | 5558 | 246 | 4.43 |
| 1955 | 5720 | 242 | 4.23 |

¹ The Committee on Nomenclature and Statistics of the American Psychiatric Association, Mental Disorders, American Psychiatric Association: Washington 9, D.C., 1952. p. 34.

ADMISSIONS OF PERSONALITY DISORDERS

| June 30 | Total Admissions | Personality Disorder Admissions | Percent of Total Admissions |
|---------|---------------------|---------------------------------------|-----------------------------------|
| 1962 | 1848 | 619 | 33.50 |
| 1961 | 1890 | 637 | 33.70 |
| 1960 | 1674 | 568 | 33.93 |
| 1959 | 1850 | 438 | 23.68 |
| 1958 | 1626 | 384 | 23.62 |
| 1957 | 1387 | 285 | 20.55 |
| 1956 | 1286 | 246 | 19.13 |
| 1955 | 1326 | 245 | 18.48 |

Taken together, the above figures show a rapid turnover of large numbers of patients with a diagnosis of Personality Disorder. These patients have a high escape rate, and present many problems of management which are not directly related to a treatable psychiatric disorder.

The most significant measures of the effectiveness of the treatment program will come from the statistics of the geographically decentralized treatment divisions. Here are concentrated the patient populations with functional psychoses and other disturbances which are the major challenge of psychiatric treatment. Excluded from these populations are alcoholic patients, the criminal insane, and the geriatrics patients. A base line for the measurement of treatment effect in these divisions is provided in Tables VIII-XIII and XXII-XXVII which show various characteristics of divisional populations as of the last day of the fiscal year. The decentralized divisions were not four months old on this date. Future

annual reports will present commentary on their progress.

IV SUPPORTING SERVICES:

A. Introduction. The position of Assistant Superintendent (Administration) was created and Mr. Richard M. Heath became its first occupant January 1, 1962. Under the direction of the Superintendent, he was charged with the responsibility for the general and overall administrative operation of the hospital with specific responsibility for directing the following activities: Dietary, Medical Records, Chaplains, Personnel, Security, Budget, Payroll, Timekeeping, General Accounting, Division of Patients' Accounts, Purchasing, Maintenance, Engineering, Grounds, Laundry, and Production. Mr. Charles Dowling, Business Manager and devoted employee of the Colorado State Hospital for more than forty years, retired at the end of the third quarter.

B. Medical Records. A Psychiatric Registrar joined the hospital staff in August, 1961. The need for additional personnel was then established, and the staff of 52 employees was increased to 96 by the end of the fiscal year, with 12 positions vacant. Forty-one of these employees were working on divisional units at the end of the year.

Decentralization called for the establishment of medical records service on each division, so that the medical record would be available to the staff engaged in treating the patient. At the same time, administrative processing of legal and other materials relating to patients is carried on by central medical records personnel. A process

of photo duplication of materials essential to the divisional patient record was established, so that the complete medical record is in the central file, and a work record is available on the ward.

C. Protestant Chaplains. The Rev. William C. Conradi is Protestant Chaplain. Mr. Noel S. DeKalb, a theological student at the University of Dubuque, was assigned as a student assistant to the Protestant Chaplain.

One hundred and seventy-four worship services were conducted during the year with an average attendance of 135. Office conferences were held with 744 patients, relatives and others. One thousand two hundred and nineteen patient contacts were made on wards. Other activities included psychotherapy sessions to alcoholics in cooperation with the Psychology Department, addresses to classes of graduate psychiatric technicians, and to occupational therapy students. Pre-convalescent leave seminars were also conducted for the Southeastern Division. Worship services and a Bible study class were started on the Maximum Security Division. A Sunday School class was organized on Ward 63 for boys below 14 years of age. A class in religious psychotherapy was also initiated on the Intensive Treatment Unit.

D. Catholic Chaplains. Much improvement has taken place in the Catholic Chaplaincy Department during fiscal 1962. Until a year ago only two masses were offered on Sundays and Holy Days; weekday masses were unheard of. Confessions were heard every ten weeks or so and

Holy Communion was given only to those who had been to confession on the previous day. Now, confessions are heard upon request and always on Saturdays, the eves of First Fridays and Holy Days. Since daily mass is also a constant practice, Holy Communion is given daily to those who wish to receive.

Holy Communion is brought to the sick and aged at 7:00 a.m. on the wards and during the twelve months 316 received the Last Rites. Funeral services are conducted for patients whose relatives live out of state or who request that the burial take place in Pueblo.

The choir director and organist has trained patient choirs for both North and South chapels and in order to stimulate greater interest in the hospital, city choirs frequently come in to sing at the Sunday masses.

Visiting patients on the wards, counselling in the office, contacts with ground paroles and relatives, however, occupy most of the Chaplains' time. The Rev. James J. McDevitt and Rev. John H. Gleason are the Catholic Chaplains.

E. Personnel Department. The number of employees increased from 2330 at the beginning of the fiscal year to 2716 at the end, an increase of 386. Approximately 65% of all hospital employees are certified in Colorado State Civil Service.

On January 25, 1962, an Employment Service Workshop was held with representatives from the State Employment Offices in the following cities

and towns: Colorado Springs, Lamar, La Junta, Rocky Ford, Salida, Trinidad, Walsenburg, Alamosa, Pueblo and Canon City. The working relationships between the Colorado State Hospital and the State Employment Office were strengthened through this Workshop. Through this agency, and the hospital Employment Office, approximately 150 people are interviewed bi-monthly for selection into Nursing Education classes.

Upon the decentralization of the hospital, each Personnel Officer was made responsible for certain divisions or areas in order to care for their personnel problems.

The "J" Document was established to keep administration informed of divisional staffing. All employee personnel records were called in from other areas in the hospital and placed in a centralized area in the Personnel Office.

On March 26, 1962, the Training Officer was transferred from Nursing Education to the Personnel Office. On June 1, 1962, a regular employee orientation program was instituted. The Training Officer attends a monthly Training Officers' Conference held at the Civil Service Commission Office in Denver or at one of the other State Departments. Since May, 1962, this group has been discussing ways and means to revise and improve employees' performance ratings.

F. Security Department. The Security Department was established on December 26, 1961, with the appointment of Mr. C. A. Naccarato as

Security Officer. In March, 1962, five hospital patrolmen were added to the force.

The department is responsible for deporting and recovering patients for the hospital, the investigation and prevention of crime on the hospital grounds, and the prevention and investigation of fires, through a roving fire security patrol.

In April of 1962 a double fence was erected around the Maximum Security Division and the Security Department was charged with the responsibility of maintaining the security of the fenced area. Ten men were added to the Maximum Security force for this purpose and 24-hour coverage has been provided.

In May of 1962 the Security Department was provided with two station wagons for the recovery of patients and for patrolling the grounds. Mobile telephones were installed in the security patrol vehicles. It is now possible to dispatch vehicles rapidly and to contact vehicles when they are in other cities recovering patients.

G. Payroll. The Payroll Department is responsible for tabulating timekeeping information furnished by the Personnel Department and producing the employees' monthly pay check. There were only two basic changes made in this department during fiscal 1962. There were: As of July 1, 1961, all employees in the classified service were granted a one-step increase, with some persons being reclassified and two-step increases granted. As of January 1, 1962, the cafeteria went on a cash

basis and meal book deductions from pay checks were discontinued.

H. Purchasing. Under the supervision of the State Purchasing Officer, the Purchasing Department of the Colorado State Hospital procures all supplies, materials, equipment and printing required for the operation of the Colorado State Hospital. Purchasing is accomplished as required during the fiscal year with contracts placed on a quarterly basis for food, forage, clothing and dry goods. During the period slightly more than \$2,000,000 was spent for operating expenses and more than \$235,000 for capital equipment.

I. Budget Office. The Budget Office was established as a separate office in September, 1961, to function in a staff relationship to the Superintendent. The main function during fiscal year 1961-62 was to develop a Personal Services Budget and Staffing Pattern related to the new decentralized organization of the hospital. This involved the initial allocation of additional funds made available by the General Assembly to substantially increase the staff of the hospital.

J. Division of Patients' Accounts. As part of a comprehensive study of Colorado State Hospital accounting procedures conducted by State Auditors, an evaluation was made of the operations relating to collections and patients' personal accounts with a view toward introducing machine accounting, eliminating duplication wherever possible, and better utilization of personnel. It was determined that the new system could best be implemented by the use of National Cash Register accounting

machines, and two of these were ordered. It is anticipated that the patients' personal accounts will be transferred to the new system as of July 1, and the care and maintenance collection records converted as soon thereafter as possible.

K. Facilities.

1. Maintenance. During this period a record was made in the way of moving and partitioning off rooms and halls to provide ample office space for an increased staff. Employees' quarters were taken over in the Nurses' Old Home and office space was acquired by painting and minor changes. Some fifteen offices in the Female Rehabilitation Building were provided by partitioning off lobbies.

December 22, 1961, was the date of the laundry fire which completely destroyed the building, 58' x 162', housing the laundry finishing room and the linen room, including all machinery. In January, 1962 there was a second laundry fire. Ward 19 was remodeled in January. The remodeling of GE-7 was a most worthwhile project as it made it possible for all the administrative staff to be close together, and with little effort these offices can be connected to the new building that is to be built very soon. A new entrance way was built consisting of concrete landing and stairs with a connecting sidewalk to the street. In February Wards 25 and GE-2 were remodeled.

March was the month that the decentralization program was started. In March, to prepare for decentralization, over 3800 beds and mattresses,

and more than 4100 chairs were moved.

In May the Children's Center was moved to the Dairy Farm Dormitory. Partitions were built and the entire building was redecorated to accommodate classrooms and offices. Blackboards, cabinets and other equipment were made. The five-room employee's residence was converted into a domestic science department.

The old cannery, a room about 40' x 60', was remodeled for an occupational therapy department. Restrooms with modern plumbing were put in, as well as 80 feet of wall cabinets.

In June, 18 heavy detention-type screen doors were made and hung to increase ventilation on the various dormitories. The new IBM room in the basement of the GE Building was started.

2. Engineering.

a. Power Plant.

| | |
|----------------------------------|-------------|
| Annual steam production (pounds) | 351,496,500 |
| Monthly average production | 29,291,375 |
| Daily average production | 963,004 |
| Hourly average production | 40,125 |
| Greatest month - January 1962 | 45,274,000 |
| Least month - June 1962 | 11,669,000 |

| | |
|----------------------------|-----------|
| Total coal received (tons) | 25,625.86 |
| Total coal consumed | 22,637.50 |
| Daily average consumed | 62.02 |
| Coal on hand July 1, 1962 | 3,131.04 |

For comparative purposes:

| | |
|---------------------------------------|-------------|
| Mean average, annual steam production | 364,730,350 |
|---------------------------------------|-------------|

A contract was let to rehabilitate the 235-foot concrete smoke-stack, for repair of joining seams, radial cracks, lightning arrestor system, etc. The external surfaces were to be covered with a special epoxy resinous heat resistant coating. Due to the vendors' commitments, work did not start this year.

No major replacements or renovations were required during the year as all previous projects were completed. Operation of the plant equipment functioned properly and there were no unscheduled shutdowns. The equipment was inspected by insurance carriers and was satisfactory. Routine maintenance and repairs were minor, and carried out under predetermined schedules. During this period all equipment was overhauled, all valves and allied mechanical hardware was inspected and replaced when necessary.

b. Water Softening Plants.

| | | |
|-------------------------------------|-----------|------------------|
| Gallons water softened (annual) | | 89,788,300 |
| Monthly average | 7,482,358 | |
| Daily average | 246,000 | |
| For comparative purposes: | | |
| Mean average, annual water softened | | 99,590,150 gals. |

A new water softening tank was built, and a water softener was developed, using high capacity synthetic resinous exchange material. This unit was replacement for a softener installed prior to 1920, and went into service in December, 1961

Two stand-by Diesel Engine Generators were purchased and installed

in the North Unit of the institution to insure water supply in event of power failure. One unit was installed to pump water to the 300,000 gallon elevated water tank and the other to serve the substation.

c. Plumbing Shop.

One contract was let to remodel the plumbing and water lines, GE-6 and GE-12, to create a new Isolation Unit.

Under Proposal No. 755, Contract No. 1 entitled "Rough Grading 24th Street Area", an 8" cold raw water line was removed (main North Unit irrigation supply line). The water main was reinstalled by the Plumbing Shop, assisted by the Yards and Grounds Department.

d. Heating Shop.

A contracted engineering survey was made of the high pressure return and the vacuum return lines throughout the premises. Most of the lines affected by the survey were over twenty-five years old, with a great many over forty years old. In most instances the lines were too small, deteriorated, and had exceeded their sound value. It is anticipated to replace these lines by contract.

e. Electric Shop.

Three stand-by Diesel Generators were installed at Pump House No. 1, substation (North Unit) and at the dairy. The first two units furnish power for water to the North Unit of the institution, and the third was for furnishing power for mechanical milking processes, refrigeration,

and milk processing.

Again, with offices being created on the wards, and the innovation of change from the original intent of the buildings, numerous electrical changes were effected (additional outlets, lighting, etc.). Former unused basement areas were developed for machines, appliances, and vending machines. Mounting requests and demands for changes necessitated creating a priority list.

f. Machine Shop.

This shop efficiently makes all the mechanical repairs for refrigeration, laundry, and kitchen, laboratory and farm equipment. The scope and variety of jobs require many specialties, including fabrication of stainless steel sinks, special tables, laboratory equipment, machining parts, etc., are done with regularity. Routine repairs keep this shop busy at full capacity.

3. Grounds.

The Grounds Department is charged with responsibility for a conglomeration of unglamorous tasks, including trash hauling, lawn care, street maintenance, ditch digging, sidewalk building, maintenance of the institution's vehicles, snow removal, and the greenhouse operation, along with other miscellaneous tasks. As usual, in fiscal 1962 the Grounds Department carried its duties in a routine fashion.

L. Laundry. From July, 1961 through December, 1961, most of the laundry work was processed with patient help. In October, 1961, we had

49 employees, including the laundry manager, his assistant and supervising laundress. Out patient help started to decline and had to be replaced with employees. We now have 82 employees. There were 7,131,641 pounds of laundry processed during the year, an average of 3.64 pounds per patient per day.

On December 23, 1961, a fire completely destroyed the finishing section of the laundry. Clothes hampers, machinery and all linens and clothing that were in the area were destroyed. On January 28, 1962, a second fire started in the ramp that connects the finishing section of the laundry to the washing and flat work ironer side of the laundry. This fire damaged the building, tumblers, destroyed linens, clothing and laundry hampers, and destroyed some of the electrical wiring on the washroom side of the laundry.

The finishing section of the laundry has been rebuilt and will be ready for occupancy in the near future. All steel doors were installed in the building, plus a fire door in the ramp that connects the finishing area to the washroom area. This door will automatically close in case of a fire in either side of the building.

M. Production. The Production Department operates as four sub-departments under a manager. The combined years of service of the manager and the department heads is 135 years in the same jobs.

1. Dairy.

The cattle inventory on July 1, 1961 was 682. Three hundred twenty-

four cows were in the milking herd and as the milk production was above the hospital requirements, 167 cows were sold during the year. Also, 197 young stock were sold to 4-H clubs and Holstein breeders. The livestock sold during the year brought \$43,645.68. The cattle inventory on July 1, 1962 was 580 with 267 milking.

There were 496,410 gallons of milk produced during the year. Of this, 60,370 gallons were separated. The skim milk was sent to the piggery and the cream from this milk was sent to the hospital.

2. Poultry.

The chicken inventory on July 1, 1961, was 13,666. The flock is inspected twice a week for chickens going out of production. These are removed from the flock, killed and sent to the hospital butcher shop and prepared for hospital consumption. This year 10,873 pounds were processed. Each year 6,800 chickens are bought to replace those which are culled out. Inventory on July 1, 1962 was 14,198. Eggs produced during the year were 186,650 dozen.

3. Piggery.

The hog inventory on July 1, 1961 was 1,046 with 1,222 hogs butchered during the year, weighing 243,914 pounds. The butchering is done at a commercial packing plant under government inspection. The inventory on July 1, 1962, was 928 hogs.

4. Farming and Gardening.

The farming program varies from year to year to rotate the crops.

One hundred acres of corn, which made 2,121.815 tons of silage for use by the dairy, was raised. Fifty acres of wheat produced 180,420 pounds of grain for use at the chicken farm. Two thousand six hundred and ninety-two bales of straw, from this crop of wheat, was used at the piggery for bedding for baby pigs. Four acres of onions produced 3,850 pounds sent to the kitchens from the fields, and 137,720 pounds stored in the onion house for winter use. Two thousand pounds were sent to the Colorado State Penitentiary. Four acres of cucumbers produced 4,550 gallons of pickles and 12,420 pounds were used fresh by the Dietary Department.

N. Dietary Department. (Special Report)

Introduction.

The changing concepts of food service for the mentally ill may be reflected partially in the development of the Dietary Department of Colorado State Hospital.

When the hospital was founded in 1879, it was known as the Colorado Insane Asylum. Food service then, as it was for many years, was primarily a custodial service. In 1915, the first dietitian, Miss Mary Rietz, was hired. Mrs. Cora E. Kelly Kusner came in 1924, and under her inspirational and tireless guidance a philosophy and practical approach to food service for mental patients was pioneered. When she first arrived there were 2,510 patients, five kitchens, and 30 employees. As the hospital grew and the number of buildings increased, gradual

additions were made in the number of staff dietitians. Today there are 12 dietitians, 10 dining room supervisors, 500 employees, and a limited number of patient workers in 11 kitchens and 45 dining rooms, and the hospital has gained national recognition for its food service.

In the early years the steward (or business manager) measured the success of the food service by the cheapness of the food costs. Later evaluations centered on the vast quantities of food utilized. Little importance was attached to the fact that mental illness is a disease requiring treatment of patients as individuals.

Patients were ushered into dining rooms and seated in groups of from six to twelve around tables where food was served family style. Unfortunately, the last patient to serve himself from the bowls frequently was forced to leave the table hungry. A tin cup, a spoon, and a tin plate or divided tray were the only available utensils for the patient. Food was limited in variety. Oranges were allowed once a year at Christmas, eggs only at Easter, and ice cream on the Fourth of July. Foods for personnel and patient workers were much more abundant than for the patients. (Menus available if desired).

Gradually facilities, service and variety were expanded. Colorado State Hospital was one of the first hospitals to use cafeteria food service for mental patients. Though considerable resistance was prevalent at the time, the fact that almost every progressive state hospital now uses this type of food service for ambulatory patients is

indicative of its success. The importance of patients making decisions in the cafeteria relative to desired food items is closely associated with the therapeutic treatment of the individual. With the cafeteria service also came a source of security for the patients since additional food items were always available and the size of servings could be tailored to meet the patient's need.

Another type of food service that closely parallels the advantages of the cafeteria was the use of the selective menu for patients in the medical-surgical units of the hospital. These menus were checked either by the patient or by an attendant who could assist the patient in designating his choices.

Many colorful dining rooms are now available for the patients. Tables designed for four patients encourage patients to choose their own friends with whom to eat. Glassware, a full complement of silverware, and china are given to each patient. In areas where a question exists, silverware is counted prior to and following the meal hour.

Refrigeration and storage facilities make it possible to include a variety of food items on the menus. Each dietitian is responsible for planning a menu which will meet the satisfaction of her patients and the requirements of the physical situation in her unit.

In the past, the farm of the hospital produced most of the fresh vegetables. Today, however, fresh produce is purchased each week. The hospital still maintains a dairy, a chicken farm, and a piggery.

Food is prepared in the kitchens and transported by electrically heated carts or heated containers to the various food service stations. Finishing kitchens provide last minute cookery prior to cafeteria or tray service.

The goal of the department has been to serve attractive nutritionally adequate meals that were well accepted by the patients and that also fit the needs of the budget and physical facilities. In order to attain this goal, educational programs have been an important factor.

Mrs. Cora E. Kusner, Director of Dietetics since 1924, retired in April, 1962. During her administration, the Dietary Department grew from thirty employees and five kitchens to 10 kitchens and 560 employees. Certainly it is fitting here to pay tribute to Mrs. Kusner, whose guidance and inspiration helped create a dietary department of national renown.

Many divisions of the Dietary Department complemented the geographical divisions created by decentralization. The greatest area of adjustment was in Central Kitchen, which is responsible for food preparation for approximately 1900 patients, in five geographical divisions. Modified diets are no longer served in specific areas, but wherever the patient resides in the hospital.

Employee Training.

Employee training programs are not new in the Dietary Department.

In 1941, a training program of six months was developed for cook apprentices. This was necessitated to relieve the labor shortages during the war years. One hour of class was given daily and the remainder of the time was spent in on-the-job training.

Currently classes in sanitation, basic nutrition and diet therapy have been given to both new and old employees. Plans are in progress to include these classes during a three-month pre-employment training period for food service workers along with on-the-job training.

Additional teaching programs are included for nursing personnel. These classes, relating to basic nutrition, diet therapy and food service within the hospital are usually taught by dietetic interns under the supervision of the Director of the Internship.

Dietetic Internship.

Since July, 1944, Colorado State Hospital has maintained a twelve-month educational program for dietetic interns, which is approved by the American Dietetic Association. Though there are 60 approved dietetic internships in the United States, this is the only program in a mental hospital. There are no other internships in the state of Colorado.

College graduates with a major in dietetics or institution management who meet the academic requirements for membership in the American Dietetic Association are qualified to apply for a year of planned work experiences and classes relating to administration, diet therapy, community nutrition and education. Usually six or eight interns are

appointed each year. This past year, seven interns completed the required experiences.

The interns rotate in the 11 kitchens and other food production areas where they work closely with the staff dietitians. Responsibilities include meal planning, ordering, supervision of food preparation and service, standardizing recipes, scheduling and training employees, and teaching. The interns affiliate with Parkview Episcopal Hospital and Colorado Medical Center for additional experiences in pediatrics, private patient food service, diet therapy, purchasing and clinical work.

To gain insight into community problems, the interns are given an opportunity to work in such community agencies as the Pueblo Heart Clinic and Child Health Centers with the City-County Health Department personnel. As of June, 1962, 130 interns from throughout the United States had completed their training at the hospital. Of this number, four were men and several were from foreign countries - - Korea, Peru and Canada.

Graduates are employed in hospitals and schools, industrial and commercial feeding facilities, and by the armed forces and state health departments. Approximately 28 of the graduates from Colorado State Hospital have remained on the staff for varying periods of time, and many have remained in the community as homemakers. Currently 50 percent of the present staff dietitians completed their internships within the hospital.

V FINANCIAL SUMMARY:

Operational expenditures for the Colorado State Hospital are met entirely by an appropriation from the State General Fund. For the year ending June 30, 1962, the original appropriation was \$12,480,242.00. In June, 1962, an additional amount from the Salary Allotment was granted for \$440,528.00, making the total appropriation for the year \$12,920,770.00. During this fiscal period the average patient population was 5,383, the average employee population was 2,351, and the average monthly payroll was \$825,461.42.

The appropriation was divided into four major categories for better control. These were allotments for Personal Services - \$10,665,095.00, Operating Expenses - \$2,007,175.00, Travel - \$8,500.00, and for Capital Equipment - \$240,000.00.

While the appropriation is for an entire year's expenditures, it is not all available at one time. It is, instead, allotted to the hospital on a quarterly basis, with approximately one-fourth becoming available on the first of July, October, January and April. There also is a reserve clause in this allotment which makes it mandatory to place 10% of the allotment in a reserve account until the fourth quarter of the year. During this last quarter, the reserve may be requested and used if necessary.

While the appropriation to operate Colorado State Hospital for the fiscal year was \$12,920,770.00, the actual cost to the taxpayers

of the state was \$9,844,218.43 because \$274,827.37 was collected for miscellaneous cash earnings and these two amounts were deposited back into the General Fund of the State.

Eight hundred sixty-seven patients on various types of leave are securing or have secured medication from the Drug Room. About 30% of these pay for this, others make partial payment, and the remainder are carried as "no payment" accounts. These latter, however, are rebilled at intervals and when the patient or his family become financially able, arrangements for payment of the account are made. Other miscellaneous cash earnings come from the sale of waste rags, potato sacks, cows and calves from the herd surplus, scrap iron, and old batteries.

In order to maintain a close control of expenditures, personal services allotment is budgeted into eleven divisions, operating expenditures are separated into 34 line items, travel divided into two divisions, and capital equipment is separated into 23 line items. By running a monthly report on these categories, it is easy to ascertain where there is danger of over-spending.

All expenditure line items are checked monthly with the Division of Accounts and Control and balances in each are reconciled quarterly. Approximately 500 vouchers are issued each month in payment of purchased items or services and the hospital in turn receives a monthly listing of warrants issued by the State Treasurer; this is checked against the Voucher Register.

A complete department or cost center expenditure record is kept, and monthly each Unit Chief is sent a report of the amount used to run the Unit for the month and also the amount which has been spent to date.

Special Fund.

A Trust Fund which is made up for donations from civic organizations or individuals who give money to the hospital for some specific purpose is maintained. These donations are deposited with the State Treasurer, and expenditures are made from this fund in much the same manner as appropriated funds, with care being taken to assure that money is spent for the purpose for which it was designated.

Revolving Fund.

A \$25,000.00 Revolving Fund was set up some years ago, and this is used primarily to pay invoices which carry a limited time cash discount. It is also used to pay emergency items. During the fiscal period an \$8,960.00 saving was realized for Colorado taxpayers by paying invoices within the discount period.

Vocational Rehabilitation Fund.

The Colorado State Hospital has a working agreement with the Department of Rehabilitation whereby patients are retrained for jobs and placed in positions upon release from the hospital. Through contract agreements, the funds for this training are advanced by the hospital and reimbursed to the hospital by the Department of Rehabilitation. Sixty-four patients participated in this program during the

fiscal year. The expenditure for the program was \$3,098.06.

Building Fund.

By Legislative action, for a five-year period ending January, 1962, a special mill levy was granted from tax funds, and a percentage of motor vehicle tax was set aside, and these funds were deposited into the Colorado State Hospital Building Fund by the State Treasurer. This fund is used for major repair or new construction, and on July 1, 1961 (the beginning of this fiscal period) the balance in the Building Fund was \$9,057,463.52. Expenditures from this fund are made through Project Encumbrances, and when a new building is needed or major remodeling is desired, application is made for a Project to cover the need. This application must contain estimated amounts for advertising, architect fees, construction supervisor and closing costs, as well as the actual amount of the construction. If this project is approved by the Governor, the State Planning Commission, the State Controller, and the Department of Institutions, the necessary funds are then encumbered and the construction plans are started. All contracts for the work needed are awarded on a bid basis.

During the fiscal period ending June 30, 1962, the Vocational Training Building was completed at a cost of \$260,397.51, including encumbrance for equipment. This was financed jointly by the Federal Government and the Hospital Building Fund, with the Federal Government paying 61% and the State Hospital paying 39%.

The Laundry Finishing Room was completely destroyed by fire in December of 1961. A Project was negotiated for the rebuilding of this unit, and it has been financed jointly by funds received from fire loss insurance and from the Building Fund. This project is not quite completed at the end of the fiscal period.

Two wards in the Geriatrics Building were completely remodeled and renovated to accommodate the Hospital Isolation Unit under a Building Fund Project, and an encumbrance of \$4,500,000.00 has been set up as a Project for the construction of the new Medical-Surgical Facility and further remodeling in the Geriatrics Building.

Various surveys of utilities also have been financed from the Building Fund.

TABLE A
SIMPLIFIED ANNUAL FINANCIAL STATEMENT
YEAR ENDING JUNE 30, 1962

| | 1960-1961 | 1961-1962 | Increase or decrease |
|---|-----------------|-----------------|-------------------------|
| INCOME: | | | |
| Appropriation from State General Fund | \$ 7,877,779.00 | \$12,480,242.00 | + \$4,602,463.00 |
| Salary adjustment allotment | 495,799.00 | 440,528.00 | - 55,271.00 |
| Supplemental appropriation (deficiency) | 325,000.00 | 0.00 | - 325,000.00 |
| Institutional earnings | 3,099,994.56 | 0.00 | - 3,099,994.56 |
| Balances from previous year | 45,339.56 | 0.00 | - 45,339.56 |
| TOTAL | \$11,843,912.12 | \$12,920,770.00 | + \$1,076,857.88 |
| EXPENDITURES: | | | |
| Personal services (salaries) | \$ 9,096,353.66 | \$10,663,814.13 | + \$1,567,460.47 |
| Operating expenses | 2,559,043.79 | 2,006,270.65 | - 552,773.14 |
| Travel | 3,417.25 | 7,672.49 | + 4,255.24 |
| Capital equipment | 130,599.70 | 237,044.27 | + 106,444.57 |
| | 11,789,414.40 | 12,914,801.54 | 1,125,387.14 |
| Balance reverted to State General Fund | 54,497.72 | 5,968.46 | - 48,529.26 |
| TOTAL | \$11,843,912.12 | \$12,920,770.00 | \$1,076,857.88 |

TABLE B
SIMPLIFIED BUILDING FUND STATEMENT
YEAR ENDING JUNE 30, 1962

INCOME:

| | | |
|--|--------------|---------------------|
| Balance July 1, 1961 | | \$ 9,057,463.52 |
| Returned from transfer to other institutions | \$300,000.00 | |
| Taxes (6 months mill levy (6 months share of delinquent tax | 593,669.43 | |
| Motor vehicle tax | 15,403.70 | |
| Refund of sales tax | 1,915.29 | |
| Federal share of vocational training addition | 135,001.22 | |
| Fire loss (laundry) | 79,728.08 | |
| | | <u>1,125,717.72</u> |
| TOTAL | | \$10,183,181.24 |

EXPENDITURES:

| | | |
|--|------------|---------------------|
| Project No. 455 pre-planning | \$ 250.00 | |
| Project No. 682 Vocational Training Building | 208,951.92 | |
| Project No. 755 original Medical-Surgical Building and Administration | 254,186.02 | |
| Project No. 755-A ... present Medical-Surgical plan | 50,271.32 | |
| Project No. 848 remodeling Geriatrics Wards 6 and 12 | 40,163.82 | |
| Project No. 922 laundry | 61,373.72 | |
| TOTAL | | \$ 615,196.80 |
| Balance June 30, 1962 | | <u>9,567,984.44</u> |
| | | \$10,183,181.24 |

Note: All projects except No. 455 and No. 755 were incomplete on June 30, 1962.

TABLE C
SIMPLIFIED SPECIAL FUND STATEMENT
YEAR ENDING JUNE 30, 1962

INCOME:

| | | |
|------------------------------------|----------|-----------------|
| Balance July 1, 1961 | | \$1,225.20 |
| Denver Metropolitan Mental Health | \$150.00 | |
| Remotivation project | 715.41 | |
| Northeastern Unit Fund | 10.00 | |
| Children's Center Boy Scouts | 75.00 | |
| Coats Memorial for Geriatrics Unit | 310.00 | |
| Religious activity | 50.00 | |
| Regular Trust Fund | 30.50 | |
| | | |
| TOTAL | | <u>1,340.91</u> |
| | | \$2,566.11 |

EXPENDITURES:

| | | |
|-----------------------|--------|-------------------|
| Remotivation project | 673.53 | |
| Regular Trust Fund | 490.98 | |
| | | |
| TOTAL | | <u>\$1,164.51</u> |
| Balance June 30, 1962 | | <u>1,401.60</u> |
| | | \$2,566.11 |

TABLE I
MOVEMENT OF PATIENT POPULATION

YEAR ENDING JUNE 30, 1962

| Status; type of movement | TOTAL | Male | Female |
|---------------------------------------|-------|------|--------|
| Enrollment June 30, 1961, total | 7392 | 4215 | 3177 |
| In hospital | 5693 | 3058 | 2635 |
| On visit, less than 8 days | 15 | 8 | 7 |
| On visit, 8-30 days | 151 | 84 | 67 |
| On convalescent leave | 1082 | 650 | 432 |
| On escape | 451 | 415 | 36 |
| In penitentiary for safekeeping | 4 | 4 | - |
| Admissions, total | 1848 | 1202 | 646 |
| Transfers-in | 112 | 60 | 52 |
| All other admissions | 1736 | 1142 | 594 |
| Discharges, total | 1303 | 870 | 433 |
| Direct from hospital | 530 | 396 | 134 |
| Transfers out (within system) | 0 | - | - |
| From visit | 95 | 59 | 36 |
| From convalescent leave | 551 | 305 | 246 |
| From escape | 127 | 110 | 17 |
| Deaths, total | 689 | 338 | 351 |
| While in hospital | 668 | 323 | 345 |
| While on visit | 3 | - | 3 |
| While on convalescent leave | 13 | 10 | 3 |
| While on escape | 5 | 5 | - |
| Visits | 5197 | 2656 | 2541 |
| Returns from visit | 5013 | 2530 | 2483 |
| Placed on escape | 62 | 44 | 18 |
| Convalescent leaves | 1682 | 1023 | 659 |
| Returns from convalescent leave | 502 | 324 | 178 |
| Placed on escape | 13 | 9 | 4 |
| Escapes | 1086 | 855 | 231 |
| Returns from escape | 889 | 702 | 187 |
| Placed on visit | 4 | 3 | 1 |
| Placed on convalescent leave | 26 | 24 | 2 |
| Enrollment June 30, 1962, total | 7248 | 4209 | 3039 |
| In hospital | 4887 | 2643 | 2244 |
| On visit, less than 8 days | 63 | 36 | 27 |
| On visit, 8-30 days | 127 | 79 | 48 |
| On convalescent leave | 1685 | 1025 | 660 |
| On escape | 486 | 426 | 60 |
| In penitentiary for safekeeping | 16 | 16 | - |
| TOTAL CARED FOR DURING PERIOD | 9240 | 5417 | 3823 |

TABLE II
PATIENTS ENROLLED, PRESENT AND ON LEAVE OR ESCAPE;
ADMISSIONS, DEATHS AND DISCHARGES THROUGHOUT HOSPITAL
By Divisional Area of Origin

YEAR ENDING JUNE 30, 1962

| Geographical area; county | ENROLLMENT | | | | | | | | | Admissions | | | Deaths | | | Discharges | | |
|------------------------------------|------------|------|------|---------|------|------|--------|-----|-----|------------|-----|-----|--------|-----|-----|------------|-----|-----|
| | Total | | | Present | | | Absent | | | | | | | | | | | |
| | T | M | F | T | M | F | T | M | F | T | M | F | T | M | F | T | M | F |
| CENTRAL AREA, total | 768 | 416 | 352 | 557 | 292 | 265 | 211 | 124 | 87 | 257 | 164 | 93 | 65 | 33 | 32 | 149 | 89 | 60 |
| Chaffee | 55 | 33 | 22 | 39 | 25 | 14 | 16 | 8 | 8 | 18 | 10 | 8 | 0 | - | - | 9 | 3 | 6 |
| Cheyenne | 9 | 6 | 3 | 6 | 4 | 2 | 3 | 2 | 1 | 3 | 2 | 1 | 0 | - | - | 1 | 1 | - |
| Custer | 4 | - | 4 | 4 | - | 4 | 0 | - | - | 1 | - | 1 | 1 | - | 1 | 1 | 1 | - |
| Douglas | 6 | 3 | 3 | 5 | 2 | 3 | 1 | 1 | - | 1 | 1 | - | 3 | 3 | - | 2 | 2 | - |
| Elbert | 20 | 10 | 10 | 18 | 10 | 8 | 2 | - | 2 | 2 | - | 2 | 4 | 2 | 2 | 1 | - | 1 |
| El Paso | 452 | 239 | 213 | 310 | 155 | 155 | 142 | 84 | 58 | 175 | 109 | 66 | 36 | 15 | 21 | 104 | 63 | 41 |
| Fremont | 137 | 71 | 66 | 107 | 54 | 53 | 30 | 17 | 13 | 39 | 27 | 12 | 10 | 6 | 4 | 18 | 11 | 7 |
| Kit Carson | 26 | 18 | 8 | 19 | 13 | 6 | 7 | 5 | 2 | 3 | 3 | - | 3 | 3 | - | 3 | 1 | 2 |
| Lake | 18 | 11 | 7 | 13 | 7 | 6 | 5 | 4 | 1 | 3 | 3 | - | 2 | 1 | 1 | 4 | 3 | 1 |
| Lincoln | 20 | 11 | 9 | 17 | 10 | 7 | 3 | 1 | 2 | 7 | 5 | 2 | 4 | 2 | 2 | 2 | 1 | 1 |
| Park | 8 | 6 | 2 | 7 | 5 | 2 | 1 | 1 | - | 1 | 1 | - | 1 | - | 1 | 0 | - | - |
| Teller | 13 | 8 | 5 | 12 | 7 | 5 | 1 | 1 | - | 4 | 3 | 1 | 1 | 1 | - | 4 | 3 | 1 |
| DENVER METROPOLITAN AREA, total .. | 3687 | 2141 | 1546 | 2358 | 1218 | 1140 | 1329 | 923 | 406 | 850 | 530 | 320 | 340 | 157 | 183 | 665 | 429 | 236 |
| Adams | 139 | 79 | 60 | 77 | 42 | 35 | 62 | 37 | 25 | 33 | 25 | 8 | 8 | 5 | 3 | 22 | 16 | 6 |
| Arapahoe | 178 | 101 | 77 | 117 | 56 | 61 | 61 | 45 | 16 | 60 | 35 | 25 | 13 | 6 | 7 | 42 | 27 | 15 |
| Denver | 3127 | 1816 | 1311 | 2014 | 1037 | 977 | 1113 | 779 | 334 | 686 | 420 | 266 | 306 | 139 | 167 | 553 | 356 | 197 |
| Jefferson | 243 | 145 | 98 | 150 | 83 | 67 | 93 | 62 | 31 | 71 | 50 | 21 | 13 | 7 | 6 | 48 | 30 | 18 |
| NORTHEASTERN AREA, total | 746 | 414 | 332 | 523 | 287 | 236 | 223 | 127 | 96 | 123 | 75 | 48 | 56 | 31 | 25 | 90 | 59 | 31 |
| Boulder | 194 | 107 | 87 | 126 | 67 | 59 | 68 | 40 | 28 | 38 | 19 | 19 | 14 | 8 | 6 | 24 | 14 | 10 |
| Clear Creek | 16 | 9 | 7 | 7 | 5 | 2 | 9 | 4 | 5 | 4 | 4 | - | 0 | - | - | 6 | 4 | 2 |
| Gilpin | 4 | 2 | 2 | 3 | 2 | 1 | 1 | - | 1 | 1 | - | 1 | 1 | - | 1 | 1 | - | 1 |
| Larimer | 109 | 58 | 51 | 75 | 40 | 35 | 34 | 18 | 16 | 20 | 9 | 11 | 6 | 3 | 3 | 15 | 9 | 6 |
| Logan | 70 | 46 | 24 | 49 | 34 | 15 | 21 | 12 | 9 | 15 | 13 | 2 | 7 | 5 | 2 | 11 | 10 | 1 |
| Morgan | 63 | 35 | 28 | 47 | 27 | 20 | 16 | 8 | 8 | 11 | 8 | 3 | 6 | 4 | 2 | 2 | 2 | - |
| Phillips | 11 | 7 | 4 | 11 | 7 | 4 | 0 | - | - | 1 | 1 | - | 0 | - | - | 0 | - | - |
| Sedgwick | 15 | 9 | 6 | 12 | 6 | 6 | 3 | 3 | - | 1 | 1 | - | 2 | 1 | 1 | 3 | 2 | 1 |
| Washington | 23 | 11 | 12 | 18 | 10 | 8 | 5 | 1 | 4 | 3 | 2 | 1 | 4 | 2 | 2 | 1 | 1 | - |
| Weld | 211 | 113 | 98 | 154 | 79 | 75 | 57 | 34 | 23 | 27 | 17 | 10 | 12 | 7 | 5 | 26 | 17 | 9 |
| Yuma | 30 | 17 | 13 | 21 | 10 | 11 | 9 | 7 | 2 | 2 | 1 | 1 | 4 | 1 | 3 | 1 | - | 1 |
| PUEBLO AREA, total | 716 | 428 | 288 | 529 | 300 | 229 | 187 | 128 | 59 | 285 | 197 | 88 | 95 | 45 | 50 | 183 | 134 | 49 |

Table II continued

PATIENTS ENROLLED, PRESENT AND ON LEAVE OR ESCAPE;
ADMISSIONS, DEATHS AND DISCHARGES THROUGHOUT HOSPITAL
By Divisional Area of Origin

Year Ending June 30, 1962

| Geographical area; county | ENROLIMENT | | | | | | | | | Admissions | | | Deaths | | | Discharges | | |
|------------------------------------|------------|------|------|---------|------|------|--------|------|-----|------------|------|-----|--------|-----|-----|------------|-----|-----|
| | Total | | | Present | | | Absent | | | T | M | F | T | M | F | T | M | F |
| | T | M | F | T | M | F | T | M | F | | | | | | | | | |
| SOUTHEASTERN AREA, total | 700 | 434 | 266 | 499 | 293 | 206 | 201 | 141 | 60 | 170 | 120 | 50 | 56 | 26 | 30 | 119 | 83 | 36 |
| Alamosa | 41 | 29 | 12 | 22 | 13 | 9 | 19 | 16 | 3 | 14 | 10 | 4 | 4 | 1 | 3 | 14 | 9 | 5 |
| Baca | 30 | 16 | 14 | 22 | 12 | 10 | 8 | 4 | 4 | 7 | 6 | 1 | 2 | 2 | - | 5 | 3 | 2 |
| Bent | 33 | 21 | 12 | 30 | 20 | 10 | 3 | 1 | 2 | 8 | 6 | 2 | 3 | 2 | 1 | 6 | 3 | 3 |
| Conejos | 43 | 34 | 9 | 27 | 19 | 8 | 16 | 15 | 1 | 16 | 16 | - | 3 | 3 | - | 5 | 5 | - |
| Costilla | 15 | 11 | 4 | 9 | 6 | 3 | 6 | 5 | 1 | 5 | 4 | 1 | 1 | 1 | - | 3 | 2 | 1 |
| Crowley | 16 | 9 | 7 | 14 | 7 | 7 | 2 | 2 | - | 10 | 6 | 4 | 4 | 2 | 2 | 5 | 3 | 2 |
| Huerfano | 70 | 52 | 18 | 53 | 38 | 15 | 17 | 14 | 3 | 6 | 5 | 1 | 3 | 2 | 1 | 11 | 8 | 3 |
| Kiowa | 7 | 3 | 4 | 6 | 2 | 4 | 1 | 1 | - | 4 | 2 | 2 | 3 | - | 3 | 2 | 1 | 1 |
| Las Animas | 189 | 105 | 84 | 138 | 77 | 61 | 51 | 28 | 23 | 36 | 19 | 17 | 12 | 6 | 6 | 20 | 12 | 8 |
| Mineral | 2 | 1 | 1 | 2 | 1 | 1 | 0 | - | - | 0 | - | - | 0 | - | - | 0 | - | - |
| Otero | 94 | 52 | 42 | 72 | 42 | 30 | 22 | 10 | 12 | 22 | 14 | 8 | 12 | 5 | 7 | 23 | 17 | 6 |
| Prowers | 76 | 45 | 31 | 53 | 28 | 25 | 23 | 17 | 6 | 19 | 15 | 4 | 6 | 2 | 4 | 13 | 12 | 1 |
| Rio Grande | 55 | 37 | 18 | 37 | 23 | 14 | 18 | 14 | 4 | 19 | 14 | 5 | 2 | - | 2 | 7 | 4 | 3 |
| Saguache | 29 | 19 | 10 | 14 | 5 | 9 | 15 | 14 | 1 | 4 | 3 | 1 | 1 | - | 1 | 5 | 4 | 1 |
| WESTERN AREA, total | 590 | 339 | 251 | 450 | 258 | 192 | 140 | 81 | 59 | 128 | 84 | 44 | 56 | 31 | 25 | 84 | 58 | 26 |
| Archuleta | 15 | 12 | 3 | 13 | 10 | 3 | 2 | 2 | - | 2 | 1 | 1 | 2 | 1 | 1 | 1 | 1 | - |
| Delta | 68 | 32 | 36 | 52 | 24 | 28 | 16 | 8 | 8 | 12 | 7 | 5 | 8 | 5 | 3 | 19 | 11 | 8 |
| Dolores | 6 | 4 | 2 | 5 | 3 | 2 | 1 | 1 | - | 0 | - | - | 0 | - | - | 0 | - | - |
| Eagle | 14 | 11 | 3 | 8 | 6 | 2 | 6 | 5 | 1 | 3 | 2 | 1 | 3 | 1 | 2 | 4 | 3 | 1 |
| Garfield | 44 | 23 | 21 | 28 | 16 | 12 | 16 | 7 | 9 | 13 | 9 | 4 | 3 | 1 | 2 | 7 | 7 | - |
| Grand | 9 | 7 | 2 | 6 | 4 | 2 | 3 | 3 | - | 4 | 3 | 1 | 0 | - | - | 1 | 1 | - |
| Gunnison | 22 | 14 | 8 | 19 | 12 | 7 | 3 | 2 | 1 | 8 | 6 | 2 | 2 | 1 | 1 | 1 | 1 | - |
| Hinsdale | 1 | 1 | - | 1 | 1 | - | 0 | - | - | 0 | - | - | 0 | - | - | 0 | - | - |
| Jackson | 5 | 5 | - | 5 | 5 | - | 0 | - | - | 1 | - | 1 | 1 | - | 1 | 1 | - | 1 |
| LaPlata | 67 | 37 | 30 | 55 | 29 | 26 | 12 | 8 | 4 | 14 | 11 | 3 | 7 | 3 | 4 | 4 | 2 | 2 |
| Mesa | 133 | 76 | 57 | 96 | 54 | 42 | 37 | 22 | 15 | 26 | 15 | 11 | 15 | 11 | 4 | 25 | 15 | 10 |
| Moffat | 26 | 14 | 12 | 21 | 12 | 9 | 5 | 2 | 3 | 3 | - | 3 | 1 | - | 1 | 2 | 2 | - |
| Montezuma | 38 | 20 | 18 | 27 | 16 | 11 | 11 | 4 | 7 | 9 | 6 | 3 | 2 | 1 | 1 | 7 | 5 | 2 |
| Montrose | 58 | 29 | 29 | 40 | 19 | 21 | 18 | 10 | 8 | 14 | 9 | 5 | 7 | 3 | 4 | 7 | 5 | 2 |
| Ouray | 9 | 5 | 4 | 9 | 5 | 4 | 0 | - | - | 2 | 1 | 1 | 0 | - | - | 0 | - | - |
| Pitkin | 7 | 4 | 3 | 6 | 3 | 3 | 1 | 1 | - | 3 | 3 | - | 1 | - | 1 | 0 | - | - |
| Rio Blanco | 11 | 7 | 4 | 8 | 6 | 2 | 3 | 1 | 2 | 2 | 2 | - | 1 | 1 | - | 3 | 3 | - |
| Routt | 38 | 23 | 15 | 35 | 20 | 15 | 3 | 3 | - | 9 | 7 | 2 | 3 | 3 | - | 2 | 2 | - |
| San Juan | 3 | 3 | - | 3 | 3 | - | 0 | - | - | 0 | - | - | 0 | - | - | 0 | - | - |
| San Miguel | 7 | 6 | 1 | 4 | 4 | - | 3 | 2 | 1 | 0 | - | - | 0 | - | - | 0 | - | - |
| Summit | 9 | 6 | 3 | 9 | 6 | 3 | 0 | - | - | 3 | 2 | 1 | 0 | - | - | 0 | - | - |
| COLORADO PENAL SYSTEM, total | 41 | 37 | 4 | 34 | 31 | 3 | 7 | 6 | 1 | 35 | 32 | 3 | 0 | 0 | 0 | 34 | 33 | 1 |
| Penitentiary | 27 | 23 | 4 | 25 | 22 | 3 | 2 | 1 | 1 | 19 | 16 | 3 | 0 | - | - | 17 | 16 | 1 |
| Reformatory | 7 | 7 | - | 7 | 7 | - | 0 | - | - | 12 | 12 | - | 0 | - | - | 13 | 13 | - |
| Parole Board | 7 | 7 | - | 2 | 2 | - | 5 | 5 | - | 4 | 4 | - | 0 | - | - | 4 | 4 | - |
| GRAND TOTAL | 7248 | 4209 | 3039 | 4950 | 2679 | 2271 | 2298 | 1530 | 768 | 1848 | 1202 | 646 | 668 | 323 | 345 | 1324 | 885 | 439 |

TABLE III
PATIENTS ENROLLED, PRESENT AND ABSENT JUNE 30, 1962,
BY SEX, AND PSYCHIATRIC DIAGNOSIS

| Diagnosis | ENROLLMENT | | | | | | | | |
|-------------------------------------|------------|------|--------|---------|-----|-----|--------|-----|-----|
| | Total | Male | Female | Present | | | Absent | | |
| | | | | T | M | F | T | M | F |
| ACUTE BRAIN SYNDROME, total | 74 | 57 | 17 | 38 | 27 | 11 | 36 | 30 | 6 |
| (associated with) | | | | | | | | | |
| Alcohol intoxication | 48 | 41 | 7 | 14 | 11 | 3 | 34 | 30 | 4 |
| Drug or poison intoxication | 4 | 3 | 1 | 3 | 3 | - | 1 | - | 1 |
| (except alcohol) | | | | | | | | | |
| Convulsive disorder | 19 | 12 | 7 | 19 | 12 | 7 | 0 | - | - |
| All other conditions | 3 | 1 | 2 | 2 | 1 | 1 | 1 | - | 1 |
| CHRONIC BRAIN SYNDROME, total | 1867 | 1064 | 803 | 1491 | 818 | 673 | 376 | 246 | 130 |
| (associated with) | | | | | | | | | |
| Diseases and conditions due | | | | | | | | | |
| to prenatal (constitutional) | | | | | | | | | |
| influence | 11 | 5 | 6 | 9 | 4 | 5 | 2 | 1 | 1 |
| Meningoencephalitic syphilis | 174 | 119 | 55 | 158 | 110 | 48 | 16 | 9 | 7 |
| Other CNS syphilis | 15 | 9 | 6 | 15 | 9 | 6 | 0 | - | - |
| Epidemic encephalitis) | | | | | | | | | |
| Other intracranial infections) | 18 | 4 | 14 | 15 | 4 | 11 | 3 | - | 3 |
| Alcohol intoxication | 254 | 196 | 58 | 145 | 113 | 32 | 109 | 83 | 26 |
| Drug or poison intoxication | 21 | 7 | 14 | 19 | 6 | 13 | 2 | 1 | 1 |
| (except alcohol) | | | | | | | | | |
| Birth trauma | 17 | 7 | 10 | 13 | 4 | 9 | 4 | 3 | 1 |
| Other trauma | 83 | 70 | 13 | 60 | 51 | 9 | 23 | 19 | 4 |
| Cerebral arteriosclerosis | 535 | 285 | 250 | 442 | 226 | 216 | 93 | 59 | 34 |
| Other circulatory disturbance | 25 | 12 | 13 | 20 | 9 | 11 | 5 | 3 | 2 |
| Convulsive disorder | 253 | 148 | 105 | 195 | 113 | 82 | 58 | 35 | 23 |
| Senile brain disease | 375 | 164 | 211 | 336 | 141 | 195 | 39 | 23 | 16 |
| Other disturbance of | | | | | | | | | |
| metabolism, growth, and | | | | | | | | | |
| nutrition | 24 | 9 | 15 | 16 | 7 | 9 | 8 | 2 | 6 |
| Intracranial neoplasm | 7 | 4 | 3 | 6 | 4 | 2 | 1 | - | 1 |
| Diseases of unknown and | | | | | | | | | |
| uncertain cause | 40 | 13 | 27 | 33 | 11 | 22 | 7 | 2 | 5 |
| Chronic brain syndromes of | | | | | | | | | |
| unknown cause | 15 | 12 | 3 | 9 | 6 | 3 | 6 | 6 | - |

PATIENTS ENROLLED, PRESENT AND ABSENT JUNE 30, 1962,
BY SEX AND PSYCHIATRIC DIAGNOSIS

Table III continued

| Diagnosis | ENROLLMENT | | | | | | | | |
|---|------------|------|--------|---------|------|------|--------|------|-----|
| | Total | Male | Female | Present | | | Absent | | |
| | | | | T | M | F | T | M | F |
| PSYCHOTIC DISORDERS, total | 3054 | 1440 | 1614 | 2215 | 1053 | 1162 | 839 | 387 | 452 |
| Involuntional psychotic reaction | 53 | 10 | 43 | 33 | 6 | 27 | 20 | 4 | 16 |
| Manic depressive reactions) | 125 | 45 | 80 | 83 | 25 | 58 | 42 | 20 | 22 |
| Psychotic depressive reaction) | | | | | | | | | |
| Schizophrenic reactions | 2845 | 1369 | 1476 | 2073 | 1010 | 1063 | 772 | 359 | 413 |
| Paranoid reactions | 31 | 16 | 15 | 26 | 12 | 14 | 5 | 4 | 1 |
| Other | 0 | 0 | 0 | 0 | - | - | 0 | - | - |
| PSYCHOPHYSIOLOGIC, AUTONOMIC, AND VISCERAL DISORDERS | 0 | 0 | 0 | 0 | - | - | 0 | - | - |
| PSYCHONEUROTIC REACTIONS | 77 | 23 | 54 | 29 | 7 | 22 | 48 | 16 | 32 |
| PERSONALITY DISORDERS, total | 1110 | 961 | 149 | 284 | 229 | 55 | 826 | 732 | 94 |
| Personality pattern disturbance | 49 | 36 | 13 | 21 | 13 | 8 | 28 | 23 | 5 |
| Personality trait disturbance | 77 | 51 | 26 | 32 | 21 | 11 | 45 | 30 | 15 |
| Antisocial reaction | 107 | 89 | 18 | 40 | 32 | 8 | 67 | 57 | 10 |
| Dyssocial reaction | 1 | 1 | 0 | 1 | 1 | - | 0 | - | - |
| Sexual deviation | 39 | 38 | 1 | 15 | 15 | - | 24 | 23 | 1 |
| Alcoholism (addiction) | 819 | 734 | 85 | 169 | 141 | 28 | 650 | 593 | 57 |
| Drug addiction | 18 | 12 | 6 | 6 | 6 | - | 12 | 6 | 6 |
| Special symptom reaction | 0 | 0 | 0 | 0 | - | - | 0 | - | - |
| TRANSIENT SITUATIONAL PERSON- ALITY DISTURBANCE | 24 | 11 | 13 | 15 | 7 | 8 | 9 | 4 | 5 |
| MENTAL DEFICIENCIES, total | 739 | 445 | 294 | 621 | 364 | 257 | 118 | 81 | 37 |
| Without psychosis | 472 | 297 | 175 | 398 | 245 | 153 | 74 | 52 | 22 |
| With psychosis | 267 | 148 | 119 | 223 | 119 | 104 | 44 | 29 | 15 |
| MENTAL DISORDER (undiagnosed) | 271 | 184 | 87 | 235 | 158 | 77 | 36 | 26 | 10 |
| WITHOUT MENTAL DISORDER | 23 | 15 | 8 | 18 | 12 | 6 | 5 | 3 | 2 |
| NOT INSANE (legally sane) | 9 | 9 | 0 | 4 | 4 | - | 5 | 5 | - |
| GRAND TOTAL | 7248 | 4209 | 3039 | 4950 | 2679 | 2271 | 2298 | 1530 | 768 |

TABLE IV
PATIENTS PRESENT JUNE 30, 1962
BY SEX, PSYCHIATRIC DIAGNOSIS AND AGE

| Diagnosis | TOTAL | M | F | Under 15 | | 15-18 | | 19-24 | | 25-34 | | 35-44 | | 45-54 | | 55-64 | | 65-74 | | 75-84 | | 85 and over | |
|--|-------|-----|-----|----------|---|-------|---|-------|----|-------|----|-------|---|-------|----|-------|----|-------|----|-------|----|-------------|----|
| | | | | M | F | M | F | M | F | M | F | M | F | M | F | M | F | M | F | M | F | M | F |
| ACUTE BRAIN SYNDROME, total ... | 38 | 27 | 11 | | | | | | | | | | | | | | | | | | | | |
| (associated with) | | | | | | | | | | | | | | | | | | | | | | | |
| Alcohol intoxication | | 11 | 3 | - | - | - | - | - | - | 1 | - | - | 1 | 4 | 2 | 4 | - | 2 | - | - | - | - | - |
| Drug or poison intoxication | | 3 | 0 | - | - | 1 | - | - | - | - | - | 1 | - | - | - | 1 | - | - | - | - | - | - | - |
| (except alcohol) | | | | | | | | | | | | | | | | | | | | | | | |
| Convulsive disorder | | 12 | 7 | - | - | - | - | - | - | 1 | - | 4 | 1 | 3 | 1 | 4 | 3 | - | 1 | - | 1 | - | - |
| All other conditions | | 1 | 1 | - | - | - | - | - | - | - | - | - | - | - | - | 1 | 1 | - | - | - | - | - | - |
| CHRONIC BRAIN SYNDROME, total . | 1491 | 818 | 673 | | | | | | | | | | | | | | | | | | | | |
| (associated with) | | | | | | | | | | | | | | | | | | | | | | | |
| Diseases and conditions due to prenatal (constitutional) influence | | 4 | 5 | - | - | - | 1 | - | - | - | 2 | 2 | - | 1 | 1 | - | 1 | 1 | - | - | - | - | - |
| Meningoencephalitic syphilis | | 110 | 48 | - | - | - | - | - | - | 4 | 2 | 7 | 1 | 21 | 8 | 40 | 19 | 29 | 12 | 8 | 5 | 1 | 1 |
| Other CNS syphilis | | 9 | 6 | - | - | - | - | - | - | - | - | - | - | 2 | 2 | 5 | 3 | 1 | 1 | 1 | - | - | - |
| Epidemic encephalitis | | | | | | | | | | | | | | | | | | | | | | | |
| Other intracranial infections) | | 4 | 11 | - | - | - | - | - | 1 | 1 | 2 | - | 3 | - | 1 | 2 | 4 | 1 | - | - | - | - | - |
| Alcohol intoxication | | 113 | 32 | - | - | - | - | - | - | - | - | 5 | 3 | 12 | 14 | 49 | 10 | 39 | 4 | 8 | 1 | - | - |
| Drug or poison intoxication (except alcohol) | | 6 | 13 | - | - | - | 1 | - | - | - | - | - | - | 1 | 1 | 2 | 3 | 3 | 7 | - | 1 | - | - |
| Birth trauma | | 4 | 9 | - | - | 1 | 1 | 1 | 1 | 1 | 3 | - | 2 | 1 | 1 | - | 1 | - | - | - | - | - | - |
| Other trauma | | 51 | 9 | - | - | 1 | - | 4 | - | 4 | 1 | 5 | 2 | 16 | 4 | 12 | 2 | 7 | - | 2 | - | - | - |
| Cerebral arteriosclerosis | | 226 | 216 | - | - | - | - | - | - | - | - | - | - | 2 | 2 | 15 | 17 | 90 | 66 | 95 | 96 | 24 | 35 |
| Other circulatory disturbance | | 9 | 11 | - | - | - | - | 1 | - | - | - | - | - | 1 | 2 | 5 | 2 | 2 | 3 | - | 3 | - | 1 |
| Convulsive disorder | | 113 | 82 | 1 | - | 5 | 3 | 7 | 10 | 22 | 15 | 18 | 9 | 28 | 18 | 23 | 20 | 9 | 7 | - | - | - | - |
| Senile brain disease | | 141 | 195 | - | - | - | - | - | - | - | - | - | - | 1 | - | 4 | 1 | 13 | 28 | 78 | 91 | 45 | 75 |
| Other disturbance of metabolism, growth, and nutrition | | 7 | 9 | - | - | - | - | - | - | - | - | 2 | - | 1 | 2 | 2 | 4 | 2 | 2 | - | 1 | - | - |
| Intracranial neoplasm | | 4 | 2 | - | - | - | - | - | 1 | - | - | 2 | - | - | - | 2 | - | - | 1 | - | - | - | - |
| Diseases of unknown and uncertain cause | | 11 | 22 | - | - | - | 1 | - | 2 | 1 | 3 | 3 | 4 | 3 | 4 | 4 | 6 | - | 2 | - | - | - | - |
| Chronic brain syndromes of unknown cause | | 6 | 3 | 2 | - | - | - | - | - | - | - | 2 | - | - | 2 | 2 | - | - | 1 | - | - | - | - |

PATIENTS PRESENT JUNE 30, 1962,
BY SEX, PSYCHIATRIC DIAGNOSIS AND AGE

Table IV continued

| Diagnosis | TOTAL | M | F | Under 15 | 15-18 | 19-24 | 25-34 | 35-44 | 45-54 | 55-64 | 65-74 | 75-84 | 85 and over |
|--|-------|------|------|-------------|-------|--------|---------|---------|---------|---------|---------|---------|----------------|
| | | | | M F | M F | M F | M F | M F | M F | M F | M F | M F | M F |
| PSYCHOTIC DISORDERS, total | 2215 | 1053 | 1162 | | | | | | | | | | |
| Involutional psychotic reaction | | 6 | 27 | - - | - - | - - | - - | - - | - 3 | - 8 | 3 7 | 3 8 | - 1 |
| Manic depressive reactions) Psychotic depressive reaction) | | 25 | 58 | 1 - | - - | 1 - | - - | 2 1 | 2 4 | 6 15 | 7 22 | 6 13 | - 3 |
| Schizophrenic reactions | | 1010 | 1063 | 4 2 | 9 5 | 37 24 | 86 52 | 139 139 | 234 225 | 248 260 | 163 210 | 79 114 | 11 32 |
| Paranoid reactions | | 12 | 14 | - - | - - | - - | - - | 1 - | 1 2 | 3 3 | 4 5 | 3 4 | - - |
| Other | | 0 | 0 | - - | - - | - - | - - | - - | - - | - - | - - | - - | - - |
| PSYCHOPHYSIOLOGIC, AUTONOMIC, AND VISCERAL DISORDERS | 0 | 0 | 0 | | | | | | | | | | |
| PSYCHONEUROTIC REACTIONS | 29 | 7 | 22 | 1 - | - 2 | 1 1 | - 3 | - 2 | 1 5 | 2 6 | 2 1 | - 1 | - 1 |
| PERSONALITY DISORDERS, total .. | 284 | 229 | 55 | | | | | | | | | | |
| Personality pattern disturbance | | 13 | 8 | - - | 3 3 | 4 1 | 1 2 | 2 1 | 1 - | 1 1 | 1 - | - - | - - |
| Personality trait disturbance | | 21 | 11 | 4 1 | 3 2 | 5 3 | 1 2 | 3 1 | 4 - | 1 1 | - 1 | - - | - - |
| Antisocial reaction | | 32 | 8 | 1 - | 6 - | 7 2 | 8 2 | 5 1 | 1 - | 3 1 | 1 1 | - 1 | - - |
| Dyssocial reaction | | 1 | 0 | - - | - - | 1 - | - - | - - | - - | - - | - - | - - | - - |
| Sexual deviation | | 15 | 0 | - - | 1 - | 4 - | 4 - | 3 - | - - | 3 - | - - | - - | - - |
| Alcoholism (addiction) | | 141 | 28 | - - | - - | 2 - | 18 4 | 26 11 | 36 6 | 41 4 | 16 3 | 2 - | - - |
| Drug addiction | | 6 | 0 | - - | - - | 1 - | - - | - - | 3 - | 2 - | - - | - - | - - |
| Special symptom reaction | | 0 | 0 | - - | - - | - - | - - | - - | - - | - - | - - | - - | - - |
| TRANSIENT SITUATIONAL PERSON- ALITY DISTURBANCE | 15 | 7 | 8 | 1 3 | 3 3 | 1 1 | 1 - | - 1 | - - | - - | - - | 1 - | - - |
| MENTAL DEFICIENCIES, total | 621 | 364 | 257 | | | | | | | | | | |
| Without psychosis | | 245 | 153 | - - | 9 7 | 17 5 | 48 31 | 50 33 | 51 28 | 46 27 | 18 19 | 6 3 | - - |
| With psychosis | | 119 | 104 | 1 - | 1 2 | 7 6 | 23 11 | 20 11 | 24 28 | 25 28 | 13 11 | 5 6 | - 1 |
| MENTAL DISORDER (undiagnosed) . | 235 | 158 | 77 | 8 2 | 8 2 | 31 5 | 27 13 | 29 17 | 22 12 | 15 9 | 10 5 | 5 11 | 3 1 |
| WITHOUT MENTAL DISORDER | 18 | 12 | 6 | - - | - - | - - | 2 3 | 3 1 | 1 - | 1 2 | 3 - | 2 - | - - |
| NOT INSANE (legally sane) | 4 | 4 | 0 | - - | 1 - | 1 - | 1 - | - - | 1 - | - - | - - | - - | - - |
| GRAND TOTAL | 4950 | 2679 | 2271 | 24 8 | 52 33 | 133 63 | 255 151 | 334 245 | 479 378 | 574 462 | 440 420 | 304 360 | 84 151 |

TABLE V

PATIENTS PRESENT JUNE 30, 1962,
BY SEX, PSYCHIATRIC DIAGNOSIS, AND
DURATION OF MOST RECENT ADMISSION TO THE HOSPITAL

| Diagnosis | TOTAL | M | F | Less 1 mo. | | 1-2 mos. | | 3-6 mos. | | 7-12 mos. | | 1-2 yrs. | | 2-3 yrs. | | 3-4 yrs. | | 4-5 yrs. | | Over 5 yrs. | |
|--|-------|-----|-----|---------------|---|----------|---|----------|----|-----------|----|----------|----|----------|----|----------|----|----------|----|----------------|----|
| | | | | M | F | M | F | M | F | M | F | M | F | M | F | M | F | M | F | M | F |
| ACUTE BRAIN SYNDROME, total ... | 38 | 27 | 11 | | | | | | | | | | | | | | | | | | |
| (associated with) | | | | | | | | | | | | | | | | | | | | | |
| Alcohol intoxication | | 11 | 3 | 1 | - | - | 1 | - | - | 3 | - | 1 | - | - | - | - | - | 2 | 1 | 4 | 1 |
| Drug or poison intoxication (except alcohol) | | 3 | 0 | - | - | - | - | 1 | - | - | - | 1 | - | 1 | - | - | - | - | - | - | - |
| Convulsive disorder | | 12 | 7 | - | - | - | - | - | - | 1 | - | - | - | - | - | - | - | - | - | 11 | 7 |
| All other conditions | | 1 | 1 | - | - | - | - | - | 1 | - | - | - | - | 1 | - | - | - | - | - | - | - |
| CHRONIC BRAIN SYNDROME, total . | 1491 | 818 | 673 | | | | | | | | | | | | | | | | | | |
| (associated with) | | | | | | | | | | | | | | | | | | | | | |
| Diseases and conditions due to prenatal (constitutional) influence | | 4 | 5 | - | - | - | - | - | - | - | 1 | - | - | 1 | - | - | - | - | - | 3 | 4 |
| Meningoencephalitic syphilis | | 110 | 48 | - | - | 1 | - | 1 | - | - | - | 1 | - | 3 | - | 2 | - | 6 | 1 | 96 | 47 |
| Other CNS syphilis | | 9 | 6 | - | - | - | - | - | - | - | - | - | - | 3 | - | - | - | 1 | - | 5 | 6 |
| Epidemic encephalitis) | | | | | | | | | | | | | | | | | | | | | |
| Other intracranial infections) | | 4 | 11 | - | - | - | - | - | - | 2 | - | 4 | - | 2 | - | - | - | - | - | 4 | 3 |
| Alcohol intoxication | | 113 | 32 | 2 | - | 1 | 2 | 2 | 1 | 10 | - | 17 | 3 | 8 | 2 | 19 | 8 | 15 | 6 | 39 | 10 |
| Drug or poison intoxication (except alcohol) | | 6 | 13 | - | - | - | - | - | - | - | - | 1 | - | - | 1 | - | - | 1 | - | 5 | 11 |
| Birth trauma | | 4 | 9 | - | - | - | 1 | - | - | - | 1 | - | 2 | - | 1 | 1 | 1 | - | 1 | 3 | 2 |
| Other trauma | | 51 | 9 | 1 | - | - | - | 5 | 1 | 3 | 1 | 6 | - | 5 | - | 4 | 2 | 2 | - | 25 | 5 |
| Cerebral arteriosclerosis | | 226 | 216 | - | 1 | 9 | 5 | 12 | 13 | 26 | 30 | 41 | 46 | 32 | 30 | 24 | 16 | 22 | 9 | 60 | 66 |
| Other circulatory disturbance | | 9 | 11 | - | - | - | - | 1 | - | 3 | - | 3 | 1 | - | - | 1 | 1 | - | - | 1 | 9 |
| Convulsive disorder | | 113 | 82 | 3 | - | 5 | 1 | 1 | 4 | 2 | 1 | 6 | 14 | 5 | 3 | 6 | 2 | 6 | 2 | 79 | 55 |
| Senile brain disease | | 141 | 195 | 1 | 3 | 4 | 3 | 7 | 11 | 16 | 15 | 16 | 17 | 23 | 26 | 25 | 32 | 14 | 29 | 35 | 59 |
| Other disturbance of metabolism, growth, and nutrition | | 7 | 9 | - | - | - | - | - | - | - | - | 1 | 2 | 1 | - | - | 1 | 1 | - | 4 | 6 |
| Intracranial neoplasm | | 4 | 2 | - | - | - | - | - | - | - | - | 1 | 1 | - | 1 | 2 | - | - | - | 1 | - |
| Diseases of unknown and uncertain cause | | 11 | 22 | - | - | - | - | 1 | - | - | 4 | 2 | 2 | 1 | 1 | 2 | 2 | 1 | 1 | 4 | 12 |
| Chronic brain syndromes of unknown cause | | 6 | 3 | - | - | - | - | - | - | - | 1 | 2 | 1 | 1 | - | 1 | - | - | - | 2 | 1 |

Table V continued

PATIENTS PRESENT JUNE 30, 1962,
BY SEX, PSYCHIATRIC DIAGNOSIS, AND
DURATION OF MOST RECENT ADMISSION TO THE HOSPITAL

| Diagnosis | TOTAL | M | F | Less 1 mo. | | 1-2 mos. | | 3-6 mos. | | 7-12 mos. | | 1-2 yrs. | | 2-3 yrs. | | 3-4 yrs. | | 4-5 yrs. | | Over 5 yrs. | |
|---|-------|------|------|---------------|----|----------|----|----------|----|-----------|-----|----------|-----|----------|-----|----------|-----|----------|-----|----------------|------|
| | | | | M | F | M | F | M | F | M | F | M | F | M | F | M | F | M | F | M | F |
| PSYCHOTIC DISORDERS, total | 2215 | 1053 | 1162 | | | | | | | | | | | | | | | | | | |
| Involutional psychotic reaction | | 6 | 27 | - | - | - | 2 | - | - | 1 | - | - | 1 | - | 2 | - | 3 | - | 1 | 5 | 18 |
| Manic depressive reactions) | | 25 | 58 | - | - | 2 | 1 | 2 | 2 | 2 | 3 | 1 | 1 | 1 | 3 | - | - | 2 | 3 | 15 | 45 |
| Psychotic depressive reaction) | | | | | | | | | | | | | | | | | | | | | |
| Schizophrenic reactions | | 1010 | 1063 | 1 | 1 | 13 | 14 | 16 | 25 | 30 | 40 | 57 | 31 | 44 | 38 | 37 | 29 | 21 | 25 | 791 | 860 |
| Paranoid reactions | | 12 | 14 | - | - | - | 1 | - | - | - | - | - | 1 | 3 | 1 | - | - | - | 1 | 9 | 10 |
| Other | | 0 | 0 | - | - | - | - | - | - | - | - | - | - | - | - | - | - | - | - | - | - |
| PSYCHOPHYSIOLOGIC, AUTONOMIC, AND VISCERAL DISORDERS | 0 | 0 | 0 | | | | | | | | | | | | | | | | | | |
| PSYCHONEUROTIC REACTIONS | 29 | 7 | 22 | - | - | - | 2 | - | 2 | 1 | 3 | - | 4 | - | 1 | 1 | 2 | - | 2 | 5 | 6 |
| PERSONALITY DISORDERS, total .. | 284 | 229 | 55 | | | | | | | | | | | | | | | | | | |
| Personality pattern disturbance | | 13 | 8 | - | - | 1 | 2 | 4 | 1 | 2 | - | 1 | 2 | 1 | - | 1 | 1 | 2 | - | 1 | 2 |
| Personality trait disturbance | | 21 | 11 | - | - | 2 | 1 | 2 | - | 8 | 2 | 2 | 4 | 3 | - | - | 3 | 2 | 1 | 2 | - |
| Antisocial reaction | | 32 | 8 | 1 | - | - | - | 3 | 1 | 6 | - | 2 | 1 | 2 | - | 4 | - | 2 | 1 | 12 | 5 |
| Dyssocial reaction | | 1 | 0 | - | - | - | - | - | - | - | - | - | - | - | - | 1 | - | - | - | - | - |
| Sexual deviation | | 15 | 0 | - | - | 1 | - | 1 | - | 5 | - | 1 | - | 1 | - | 1 | - | 1 | - | 4 | - |
| Alcoholism (addiction) | | 141 | 28 | 15 | 2 | 12 | 3 | 3 | 4 | 16 | 4 | 23 | 5 | 24 | 2 | 11 | 3 | 6 | 1 | 31 | 4 |
| Drug addiction | | 6 | 0 | - | - | - | - | 4 | - | 2 | - | - | - | - | - | - | - | - | - | - | - |
| Special symptom reaction | | 0 | 0 | - | - | - | - | - | - | - | - | - | - | - | - | - | - | - | - | - | - |
| TRANSIENT SITUATIONAL PERSON- ALITY DISTURBANCE | 15 | 7 | 8 | - | - | 2 | - | 1 | 2 | - | 2 | 3 | 3 | - | - | - | - | - | 1 | 1 | - |
| MENTAL DEFICIENCIES, total | 621 | 364 | 257 | | | | | | | | | | | | | | | | | | |
| Without psychosis | | 245 | 153 | 1 | - | 3 | 1 | 3 | 4 | 8 | 1 | 11 | 4 | 11 | 5 | 4 | 3 | 11 | 8 | 193 | 127 |
| With psychosis | | 119 | 104 | - | - | - | - | - | - | 3 | - | 6 | 7 | 9 | 4 | 10 | 4 | 5 | 7 | 86 | 82 |
| MENTAL DISORDER (undiagnosed) . | 235 | 158 | 77 | 70 | 32 | 51 | 34 | 29 | 11 | 5 | - | 3 | - | - | - | - | - | - | - | - | - |
| WITHOUT MENTAL DISORDER | 18 | 12 | 6 | - | - | - | - | - | - | - | - | - | - | - | - | - | - | - | - | 12 | 6 |
| NOT INSANE (legally sane) | 4 | 4 | 0 | 3 | - | - | - | - | - | 1 | - | - | - | - | - | - | - | - | - | - | - |
| GRAND TOTAL | 4950 | 2679 | 2271 | 99 | 39 | 107 | 74 | 99 | 83 | 154 | 111 | 209 | 157 | 184 | 123 | 157 | 113 | 122 | 102 | 1548 | 1469 |

TABLE VI
PATIENTS PRESENT JUNE 30, 1962,
BY CALENDAR YEAR OF ADMISSION AND SEX

| YEAR | Total | Male | Female | YEAR | Total | Male | Female |
|------------------|-------|------|--------|------|-------|------|--------|
| 1894 | 1 | 1 | - | 1934 | 64 | 26 | 38 |
| 99 | 1 | - | 1 | 35 | 82 | 42 | 40 |
| 1903 | 1 | 1 | - | 36 | 64 | 36 | 28 |
| 04 | 6 | 3 | 3 | 37 | 72 | 40 | 32 |
| 05 | 1 | 1 | - | 38 | 77 | 34 | 43 |
| 07 | 1 | 1 | - | 39 | 77 | 49 | 28 |
| 08 | 6 | 2 | 4 | 1940 | 83 | 40 | 43 |
| 09 | 1 | 1 | - | 41 | 85 | 47 | 38 |
| 1910 | 10 | 5 | 5 | 42 | 80 | 50 | 30 |
| 11 | 6 | 4 | 2 | 43 | 87 | 51 | 36 |
| 12 | 2 | 1 | 1 | 44 | 91 | 39 | 52 |
| 13 | 5 | 2 | 3 | 45 | 65 | 42 | 23 |
| 14 | 4 | 1 | 3 | 46 | 99 | 43 | 56 |
| 15 | 4 | 3 | 1 | 47 | 96 | 53 | 43 |
| 16 | 26 | 8 | 18 | 48 | 125 | 69 | 56 |
| 17 | 12 | 9 | 3 | 49 | 104 | 52 | 52 |
| 18 | 17 | 8 | 9 | 1950 | 97 | 50 | 47 |
| 19 | 20 | 10 | 10 | 51 | 131 | 66 | 65 |
| 1920 | 23 | 10 | 13 | 52 | 130 | 58 | 72 |
| 21 | 32 | 16 | 16 | 53 | 126 | 65 | 61 |
| 22 | 23 | 7 | 16 | 54 | 141 | 79 | 62 |
| 23 | 23 | 9 | 14 | 55 | 136 | 66 | 70 |
| 24 | 33 | 20 | 13 | 56 | 169 | 83 | 86 |
| 25 | 22 | 11 | 11 | 57 | 185 | 99 | 86 |
| 26 | 39 | 15 | 24 | 58 | 285 | 167 | 118 |
| 27 | 47 | 18 | 29 | 59 | 255 | 143 | 112 |
| 28 | 29 | 17 | 12 | 1960 | 329 | 184 | 145 |
| 29 | 37 | 19 | 18 | 61 | 472 | 280 | 192 |
| 1930 | 43 | 25 | 18 | 62 | 501 | 305 | 196 |
| 31 | 57 | 29 | 28 | | | | |
| 32 | 52 | 29 | 23 | | | | |
| 33 | 58 | 35 | 23 | | | | |
| GRAND TOTAL | | | | 4950 | 2679 | 2271 | |

TABLE VII

TOTAL PATIENTS PRESENT JUNE 30, 1962,
BY ETHNIC GROUP, SEX, PSYCHIATRIC DIAGNOSIS AND AGE

| Ethnic group; diagnosis | TOTAL | M | F | Under 15 | | 15-18 | | 19-24 | | 25-34 | | 35-44 | | 45-54 | | 55-64 | | 65-74 | | 75-84 | | 85 and over | |
|------------------------------|-------|-----|----|-------------|---|-------|---|-------|---|-------|---|-------|----|-------|----|-------|----|-------|----|-------|----|----------------|---|
| | | | | M | F | M | F | M | F | M | F | M | F | M | F | M | F | M | F | M | F | | |
| AMERICAN INDIAN, total | 9 | 6 | 3 | 0 | 0 | 0 | 0 | 0 | 0 | 2 | 1 | 1 | 0 | 0 | 2 | 2 | 0 | 1 | 0 | 0 | 0 | 0 | |
| Schizophrenic reactions | | 0 | 0 | - | - | - | - | - | - | - | - | - | - | - | - | - | - | - | - | - | - | - | |
| Other psychotic disorders | | 0 | 1 | - | - | - | - | - | - | - | - | - | - | 1 | - | - | - | - | - | - | - | - | |
| Alcoholics | | 1 | 2 | - | - | - | - | - | - | 1 | - | - | - | 1 | - | - | 1 | - | - | - | - | - | |
| Other personality disorders | | 1 | 0 | - | - | - | - | - | - | - | - | 1 | - | - | - | - | - | - | - | - | - | - | |
| Diseases of senium | | 0 | 0 | - | - | - | - | - | - | - | - | - | - | - | - | - | - | - | - | - | - | - | |
| Convulsive disorders | | 0 | 0 | - | - | - | - | - | - | - | - | - | - | - | - | - | - | - | - | - | - | - | |
| Other brain syndromes | | 2 | 0 | - | - | - | - | - | - | - | - | - | - | - | 2 | - | - | - | - | - | - | - | |
| Mental deficientes | | 2 | 0 | - | - | - | - | - | - | 2 | - | - | - | - | - | - | - | - | - | - | - | - | |
| Undiagnosed and not insane | | 0 | 0 | - | - | - | - | - | - | - | - | - | - | - | - | - | - | - | - | - | - | - | |
| ITALIAN, total | 125 | 74 | 51 | 0 | 0 | 0 | 0 | 1 | 1 | 1 | 0 | 8 | 10 | 11 | 10 | 14 | 8 | 16 | 11 | 17 | 8 | 6 | 3 |
| Schizophrenic reactions | | 36 | 19 | - | - | - | - | - | - | - | - | 4 | 6 | 7 | 3 | 10 | 4 | 9 | 4 | 6 | 2 | - | - |
| Other psychotic disorders | | 1 | 6 | - | - | - | - | - | - | - | - | - | - | - | 1 | - | 3 | 1 | 2 | - | - | - | |
| Alcoholics | | 5 | 0 | - | - | - | - | - | - | 1 | - | - | - | - | 2 | - | 1 | - | 1 | - | - | - | |
| Other personality disorders | | 1 | 2 | - | - | - | - | 1 | - | - | - | - | 1 | - | - | 1 | - | - | - | - | - | - | |
| Diseases of senium | | 15 | 10 | - | - | - | - | - | - | - | - | - | - | - | - | - | 3 | 3 | 6 | 4 | 6 | 3 | |
| Convulsive disorders | | 2 | 3 | - | - | - | - | - | 1 | - | - | 1 | - | 1 | 2 | - | - | - | - | - | - | - | |
| Other brain syndromes | | 3 | 3 | - | - | - | - | - | - | - | - | - | - | 2 | - | 1 | 1 | - | 2 | - | - | - | |
| Mental deficientes | | 8 | 6 | - | - | - | - | - | - | - | - | 1 | 3 | 2 | 1 | 2 | 1 | 2 | 1 | 1 | - | - | |
| Undiagnosed and not insane | | 3 | 2 | - | - | - | - | - | - | - | - | 2 | - | 1 | 2 | - | - | - | - | - | - | - | |
| NEGRO, total | 191 | 112 | 79 | 1 | 1 | 6 | 1 | 4 | 4 | 16 | 6 | 13 | 9 | 27 | 10 | 17 | 10 | 14 | 13 | 9 | 18 | 5 | 7 |
| Schizophrenic reactions | | 49 | 35 | - | 1 | 2 | - | 4 | 3 | 8 | 2 | 7 | 4 | 18 | 7 | 3 | 8 | 3 | 6 | 3 | 4 | 1 | - |
| Other psychotic disorders | | 1 | 1 | - | - | - | - | - | - | - | - | - | - | - | - | 1 | - | - | 1 | - | - | - | |
| Alcoholics | | 12 | 1 | - | - | - | - | - | - | 1 | - | 2 | - | 1 | 1 | 5 | - | 3 | - | - | - | - | |
| Other personality disorders | | 4 | 2 | 1 | - | 1 | - | - | 1 | 2 | 1 | - | - | - | - | - | - | - | - | - | - | - | |
| Diseases of senium | | 13 | 24 | - | - | - | - | - | - | - | - | - | - | - | - | 1 | 4 | 5 | 5 | 11 | 4 | 7 | |
| Convulsive disorders | | 2 | 3 | - | - | - | 1 | - | - | 1 | 1 | 1 | - | - | - | - | - | - | - | 1 | - | - | |
| Other brain syndromes | | 14 | 5 | - | - | - | - | - | - | - | - | - | 1 | 5 | 2 | 6 | - | 2 | 1 | 1 | 1 | - | |
| Mental deficientes | | 8 | 5 | - | - | 1 | - | - | - | 3 | 2 | 1 | 3 | 1 | - | 1 | - | 1 | - | - | - | - | |
| Undiagnosed and not insane | | 9 | 3 | - | - | 2 | - | - | - | 1 | - | 2 | 1 | 2 | - | 1 | 1 | 1 | - | - | 1 | - | |

TOTAL PATIENTS PRESENT JUNE 30, 1962,
BY ETHNIC GROUP, SEX, PSYCHIATRIC DIAGNOSIS AND AGE

Table VII continued

| Ethnic group; diagnosis | TOTAL | M | F | Under 15 | | 15-18 | | 19-24 | | 25-34 | | 35-44 | | 45-54 | | 55-64 | | 65-74 | | 75-84 | | 85 and over | |
|-------------------------------|-------|------|------|-------------|---|-------|----|-------|----|-------|-----|-------|-----|-------|-----|-------|-----|-------|-----|-------|-----|----------------|-----|
| | | | | M | F | M | F | M | F | M | F | M | F | M | F | M | F | M | F | M | F | M | F |
| ORIENTAL, total | 20 | 12 | 8 | 0 | 0 | 0 | 0 | 1 | 0 | 1 | 0 | 1 | 2 | 2 | 0 | 3 | 3 | 1 | 2 | 3 | 1 | 0 | 0 |
| Schizophrenic reactions | | 6 | 6 | - | - | - | - | - | - | 1 | - | - | 1 | 1 | - | 1 | 2 | 1 | 2 | 2 | 1 | - | - |
| Other psychotic disorders | | 0 | 1 | - | - | - | - | - | - | - | - | - | - | - | - | 1 | - | - | - | - | - | - | - |
| Alcoholics | | 0 | 0 | - | - | - | - | - | - | - | - | - | - | - | - | - | - | - | - | - | - | - | - |
| Other personality disorders | | 0 | 0 | - | - | - | - | - | - | - | - | - | - | - | - | - | - | - | - | - | - | - | - |
| Diseases of senium | | 3 | 0 | - | - | - | - | - | - | - | - | - | - | - | - | 2 | - | - | - | 1 | - | - | - |
| Convulsive disorders | | 0 | 0 | - | - | - | - | - | - | - | - | - | - | - | - | - | - | - | - | - | - | - | - |
| Other brain syndromes | | 2 | 1 | - | - | - | - | 1 | - | - | - | - | 1 | 1 | - | - | - | - | - | - | - | - | - |
| Mental deficient | | 1 | 0 | - | - | - | - | - | - | - | - | 1 | - | - | - | - | - | - | - | - | - | - | - |
| Undiagnosed and not insane | | 0 | 0 | - | - | - | - | - | - | - | - | - | - | - | - | - | - | - | - | - | - | - | - |
| SPANISH-AMERICAN, total | 520 | 360 | 160 | 5 | 1 | 6 | 3 | 26 | 17 | 59 | 25 | 72 | 23 | 63 | 33 | 60 | 28 | 43 | 22 | 21 | 7 | 5 | 1 |
| Schizophrenic reactions | | 121 | 74 | - | - | 2 | - | 6 | 6 | 25 | 10 | 31 | 14 | 27 | 18 | 19 | 16 | 9 | 9 | 2 | 1 | - | - |
| Other psychotic disorders | | 2 | 4 | - | - | - | - | - | - | - | - | 1 | - | - | - | 1 | 1 | 1 | 3 | - | - | - | - |
| Alcoholics | | 39 | 5 | - | - | - | - | - | - | 4 | - | 9 | 3 | 6 | 1 | 9 | 1 | 10 | - | 1 | - | - | - |
| Other personality disorders | | 14 | 4 | 1 | - | 2 | - | 4 | 2 | 1 | 1 | 1 | - | 3 | - | 2 | 1 | - | - | - | - | - | - |
| Diseases of senium | | 27 | 10 | - | - | - | - | - | - | - | - | - | - | 1 | - | 2 | 1 | 8 | 4 | 13 | 4 | 3 | 1 |
| Convulsive disorders | | 26 | 14 | 1 | - | 1 | 1 | 2 | 3 | 7 | - | 6 | 3 | 3 | 3 | 4 | 3 | 2 | 1 | - | - | - | - |
| Other brain syndromes | | 36 | 3 | 1 | - | - | - | - | 1 | 2 | - | 4 | - | 4 | 1 | 13 | 1 | 8 | - | 3 | - | 1 | - |
| Mental deficient | | 67 | 42 | - | - | 1 | 2 | 6 | 5 | 13 | 13 | 17 | 3 | 16 | 9 | 11 | 4 | 2 | 5 | 1 | 1 | - | - |
| Undiagnosed and not insane | | 28 | 4 | 2 | 1 | - | - | 8 | - | 7 | 1 | 3 | - | 3 | 1 | - | - | 3 | - | 1 | 1 | 1 | - |
| OTHER, total | 3770 | 1938 | 1832 | 11 | 4 | 33 | 25 | 89 | 30 | 156 | 101 | 218 | 186 | 349 | 313 | 445 | 401 | 342 | 345 | 233 | 299 | 62 | 128 |
| Schizophrenic reactions | | 784 | 878 | 3 | - | 5 | 3 | 26 | 12 | 49 | 32 | 96 | 109 | 178 | 192 | 213 | 228 | 138 | 181 | 66 | 95 | 10 | 26 |
| Other psychotic disorders | | 35 | 83 | - | - | - | - | - | - | - | - | 1 | 1 | 2 | 7 | 8 | 21 | 13 | 27 | 11 | 23 | - | 4 |
| Alcoholics | | 179 | 52 | - | - | - | - | 2 | - | 11 | 3 | 12 | 11 | 35 | 18 | 72 | 12 | 39 | 7 | 8 | 1 | - | - |
| Other personality disorders | | 69 | 41 | 3 | 3 | 11 | 9 | 17 | 4 | 11 | 5 | 10 | 2 | 6 | 5 | 7 | 7 | 4 | 3 | - | 2 | - | 1 |
| Diseases of senium | | 270 | 332 | - | - | - | - | - | - | - | - | - | - | 2 | 2 | 9 | 12 | 77 | 66 | 131 | 158 | 51 | 94 |
| Convulsive disorders | | 94 | 68 | - | - | 4 | 1 | 5 | 5 | 15 | 14 | 14 | 7 | 26 | 14 | 23 | 20 | 7 | 7 | - | - | - | - |
| Other brain syndromes | | 160 | 135 | 1 | - | 2 | 3 | 4 | 3 | 8 | 13 | 19 | 10 | 36 | 23 | 53 | 44 | 32 | 28 | 5 | 9 | - | 2 |
| Mental deficient | | 274 | 201 | 1 | - | 7 | 7 | 16 | 6 | 53 | 27 | 50 | 34 | 56 | 46 | 56 | 50 | 26 | 23 | 9 | 7 | - | 1 |
| Undiagnosed and not insane | | 73 | 42 | 3 | 1 | 4 | 2 | 19 | - | 9 | 7 | 16 | 12 | 8 | 6 | 4 | 7 | 6 | 3 | 3 | 4 | 1 | - |

TOTAL PATIENTS PRESENT JUNE 30, 1962,
BY ETHNIC GROUP, SEX, PSYCHIATRIC DIAGNOSIS AND AGE

Table VII continued

| Ethnic group; diagnosis | TOTAL | M | F | Under 15 | | 15-18 | | 19-24 | | 25-34 | | 35-44 | | 45-54 | | 55-64 | | 65-74 | | 75-84 | | 85 and over | |
|-----------------------------|-------|------|------|-------------|---|-------|----|-------|----|-------|-----|-------|-----|-------|-----|-------|-----|-------|-----|-------|-----|----------------|-----|
| | | | | M | F | M | F | M | F | M | F | M | F | M | F | M | F | M | F | M | F | M | F |
| UNASCERTAINED, total | 315 | 177 | 138 | 7 | 2 | 7 | 4 | 12 | 11 | 20 | 18 | 21 | 15 | 27 | 10 | 33 | 12 | 23 | 27 | 21 | 27 | 6 | 12 |
| Schizophrenic reactions | | 14 | 51 | 1 | 1 | - | 2 | 1 | 3 | 3 | 8 | 1 | 5 | 3 | 5 | 2 | 2 | 3 | 8 | - | 11 | - | 6 |
| Other psychotic disorders | | 4 | 3 | 1 | - | - | - | 1 | - | - | - | 1 | - | 1 | 1 | - | 2 | - | - | - | - | - | - |
| Alcoholics | | 29 | 3 | - | - | - | - | - | - | 2 | - | 8 | 1 | 10 | 1 | 6 | 1 | 3 | - | - | - | - | - |
| Other personality disorders | | 13 | 8 | 2 | 1 | 2 | 1 | 2 | 1 | 1 | 2 | 1 | 3 | 1 | - | 3 | - | - | - | 1 | - | - | - |
| Diseases of senium | | 39 | 35 | - | - | - | - | - | - | - | - | - | - | - | - | 6 | 4 | 11 | 16 | 17 | 10 | 5 | 5 |
| Convulsive disorders | | 1 | 1 | - | - | - | - | - | 1 | - | - | - | - | 1 | - | - | - | - | - | - | - | - | - |
| Other brain syndromes | | 12 | 2 | - | - | 1 | 1 | 1 | 1 | 1 | - | 1 | - | 1 | - | 4 | - | 3 | - | - | - | - | - |
| Mental deficientes | | 4 | 3 | - | - | 1 | - | 2 | - | - | - | - | 1 | - | - | 1 | - | - | 1 | - | 1 | - | - |
| Undiagnosed and not insane | | 61 | 32 | 3 | - | 3 | - | 5 | 5 | 13 | 8 | 9 | 5 | 10 | 3 | 11 | 3 | 3 | 2 | 3 | 5 | 1 | 1 |
| GRAND TOTAL | 4950 | 2679 | 2271 | 24 | 8 | 52 | 33 | 133 | 63 | 255 | 151 | 334 | 245 | 479 | 378 | 574 | 462 | 440 | 420 | 304 | 360 | 84 | 151 |
| Schizophrenic reactions | 2073 | 1010 | 1063 | 4 | 2 | 9 | 5 | 37 | 24 | 86 | 52 | 139 | 139 | 234 | 225 | 248 | 260 | 163 | 210 | 79 | 114 | 11 | 32 |
| Other psychotic disorders | 142 | 43 | 99 | 1 | - | - | - | 1 | - | - | - | 3 | 1 | 3 | 9 | 9 | 26 | 14 | 34 | 12 | 25 | - | 4 |
| Alcoholics | 328 | 265 | 63 | - | - | - | - | 2 | - | 19 | 4 | 31 | 15 | 52 | 22 | 94 | 14 | 57 | 7 | 10 | 1 | - | - |
| Other personality disorders | 159 | 102 | 57 | 7 | 4 | 16 | 10 | 24 | 8 | 15 | 9 | 13 | 6 | 10 | 5 | 12 | 9 | 4 | 3 | 1 | 2 | - | 1 |
| Diseases of senium | 778 | 367 | 411 | - | - | - | - | - | - | - | - | - | - | 3 | 2 | 19 | 18 | 103 | 94 | 173 | 187 | 69 | 110 |
| Convulsive disorders | 214 | 125 | 89 | 1 | - | 5 | 3 | 7 | 10 | 23 | 15 | 22 | 10 | 31 | 19 | 27 | 23 | 9 | 8 | - | 1 | - | - |
| Other brain syndromes | 378 | 229 | 149 | 2 | - | 3 | 4 | 6 | 5 | 11 | 13 | 24 | 12 | 47 | 28 | 78 | 46 | 46 | 29 | 11 | 10 | 1 | 2 |
| Mental deficientes | 621 | 364 | 257 | 1 | - | 10 | 9 | 24 | 11 | 71 | 42 | 70 | 44 | 75 | 56 | 71 | 55 | 31 | 30 | 11 | 9 | - | 1 |
| Undiagnosed and not insane | 257 | 174 | 83 | 8 | 2 | 9 | 2 | 32 | 5 | 30 | 16 | 32 | 18 | 24 | 12 | 16 | 11 | 13 | 5 | 7 | 11 | 3 | 1 |

TABLE VIII
CENTRAL AREA¹ PATIENTS PRESENT JUNE 30, 1962,
BY ETHNIC GROUP, SEX, PSYCHIATRIC DIAGNOSIS AND AGE

| Ethnic group; diagnosis | TOTAL | M | F | Under 15 | | 15-18 | | 19-24 | | 25-34 | | 35-44 | | 45-54 | | 55-64 | | 65-74 | | 75-84 | | 85 and over | |
|------------------------------|-------|----|---|-------------|---|-------|---|-------|---|-------|---|-------|---|-------|---|-------|---|-------|---|-------|---|----------------|---|
| | | | | M | F | M | F | M | F | M | F | M | F | M | F | M | F | M | F | M | F | M | F |
| AMERICAN INDIAN, total | 0 | 0 | 0 | 0 | 0 | 0 | 0 | 0 | 0 | 0 | 0 | 0 | 0 | 0 | 0 | 0 | 0 | 0 | 0 | 0 | 0 | 0 | 0 |
| Schizophrenic reactions | | 0 | 0 | - | - | - | - | - | - | - | - | - | - | - | - | - | - | - | - | - | - | - | - |
| Other psychotic disorders | | 0 | 0 | - | - | - | - | - | - | - | - | - | - | - | - | - | - | - | - | - | - | - | - |
| Alcoholics | | 0 | 0 | - | - | - | - | - | - | - | - | - | - | - | - | - | - | - | - | - | - | - | - |
| Other personality disorders | | 0 | 0 | - | - | - | - | - | - | - | - | - | - | - | - | - | - | - | - | - | - | - | - |
| Diseases of senium | | 0 | 0 | - | - | - | - | - | - | - | - | - | - | - | - | - | - | - | - | - | - | - | - |
| Convulsive disorders | | 0 | 0 | - | - | - | - | - | - | - | - | - | - | - | - | - | - | - | - | - | - | - | - |
| Other brain syndromes | | 0 | 0 | - | - | - | - | - | - | - | - | - | - | - | - | - | - | - | - | - | - | - | - |
| Mental deficientes | | 0 | 0 | - | - | - | - | - | - | - | - | - | - | - | - | - | - | - | - | - | - | - | - |
| Undiagnosed and not insane | | 0 | 0 | - | - | - | - | - | - | - | - | - | - | - | - | - | - | - | - | - | - | - | - |
| ITALIAN, total | 11 | 7 | 4 | 0 | 0 | 0 | 0 | 0 | 0 | 0 | 0 | 0 | 2 | 0 | 0 | 4 | 1 | 1 | 0 | 2 | 1 | 0 | 0 |
| Schizophrenic reactions | | 2 | 2 | - | - | - | - | - | - | - | - | - | 1 | - | - | 2 | 1 | - | - | - | - | - | - |
| Other psychotic disorders | | 0 | 1 | - | - | - | - | - | - | - | - | - | - | - | - | - | - | - | - | 1 | - | - | - |
| Alcoholics | | 2 | 0 | - | - | - | - | - | - | - | - | - | - | - | - | 1 | - | 1 | - | - | - | - | - |
| Other personality disorders | | 0 | 0 | - | - | - | - | - | - | - | - | - | - | - | - | - | - | - | - | - | - | - | - |
| Diseases of senium | | 2 | 0 | - | - | - | - | - | - | - | - | - | - | - | - | - | - | - | 2 | - | - | - | - |
| Convulsive disorders | | 0 | 0 | - | - | - | - | - | - | - | - | - | - | - | - | - | - | - | - | - | - | - | - |
| Other brain syndromes | | 0 | 0 | - | - | - | - | - | - | - | - | - | - | - | - | - | - | - | - | - | - | - | - |
| Mental deficientes | | 1 | 1 | - | - | - | - | - | - | - | - | - | 1 | - | - | 1 | - | - | - | - | - | - | - |
| Undiagnosed and not insane | | 0 | 0 | - | - | - | - | - | - | - | - | - | - | - | - | - | - | - | - | - | - | - | - |
| NEGRO, total | 17 | 11 | 6 | 0 | 0 | 2 | 0 | 0 | 0 | 3 | 2 | 0 | 0 | 1 | 0 | 3 | 1 | 0 | 0 | 2 | 1 | 0 | 2 |
| Schizophrenic reactions | | 3 | 2 | - | - | 1 | - | - | - | 1 | 1 | - | - | - | - | - | 1 | - | - | 1 | - | - | - |
| Other psychotic disorders | | 0 | 0 | - | - | - | - | - | - | - | - | - | - | - | - | - | - | - | - | - | - | - | - |
| Alcoholics | | 1 | 0 | - | - | - | - | - | - | - | - | - | - | - | - | 1 | - | - | - | - | - | - | - |
| Other personality disorders | | 2 | 1 | - | - | 1 | - | - | - | 1 | 1 | - | - | - | - | - | - | - | - | - | - | - | - |
| Diseases of senium | | 1 | 3 | - | - | - | - | - | - | - | - | - | - | - | - | - | - | - | 1 | 1 | - | 2 | - |
| Convulsive disorders | | 0 | 0 | - | - | - | - | - | - | - | - | - | - | - | - | - | - | - | - | - | - | - | - |
| Other brain syndromes | | 2 | 0 | - | - | - | - | - | - | - | - | - | - | 1 | - | 1 | - | - | - | - | - | - | - |
| Mental deficientes | | 2 | 0 | - | - | - | - | - | - | 1 | - | - | - | - | - | 1 | - | - | - | - | - | - | - |
| Undiagnosed and not insane | | 0 | 0 | - | - | - | - | - | - | - | - | - | - | - | - | - | - | - | - | - | - | - | - |

CENTRAL AREA¹ PATIENTS PRESENT JUNE 30, 1962,
BY ETHNIC GROUP, SEX, PSYCHIATRIC DIAGNOSIS AND AGE

Table VIII continued

| Ethnic group; diagnosis | TOTAL | M | F | Under 15 | | 15-18 | | 19-24 | | 25-34 | | 35-44 | | 45-54 | | 55-64 | | 65-74 | | 75-84 | | 85 and over | |
|-------------------------------|-------|-----|-----|-------------|---|-------|---|-------|---|-------|----|-------|----|-------|----|-------|----|-------|----|-------|----|----------------|----|
| | | | | M | F | M | F | M | F | M | F | M | F | M | F | M | F | M | F | M | F | M | F |
| ORIENTAL, total | 1 | 0 | 1 | 0 | 0 | 0 | 0 | 0 | 0 | 0 | 0 | 0 | 1 | 0 | 0 | 0 | 0 | 0 | 0 | 0 | 0 | 0 | 0 |
| Schizophrenic reactions | | 0 | 0 | - | - | - | - | - | - | - | - | - | - | - | - | - | - | - | - | - | - | - | - |
| Other psychotic disorders | | 0 | 0 | - | - | - | - | - | - | - | - | - | - | - | - | - | - | - | - | - | - | - | - |
| Alcoholics | | 0 | 0 | - | - | - | - | - | - | - | - | - | - | - | - | - | - | - | - | - | - | - | - |
| Other personality disorders | | 0 | 0 | - | - | - | - | - | - | - | - | - | - | - | - | - | - | - | - | - | - | - | - |
| Diseases of senium | | 0 | 0 | - | - | - | - | - | - | - | - | - | - | - | - | - | - | - | - | - | - | - | - |
| Convulsive disorders | | 0 | 0 | - | - | - | - | - | - | - | - | - | - | - | - | - | - | - | - | - | - | - | - |
| Other brain syndromes | | 0 | 1 | - | - | - | - | - | - | - | - | - | 1 | - | - | - | - | - | - | - | - | - | - |
| Mental deficient | | 0 | 0 | - | - | - | - | - | - | - | - | - | - | - | - | - | - | - | - | - | - | - | - |
| Undiagnosed and not insane | | 0 | 0 | - | - | - | - | - | - | - | - | - | - | - | - | - | - | - | - | - | - | - | - |
| SPANISH-AMERICAN, total | 27 | 18 | 9 | 0 | 0 | 0 | 0 | 3 | 1 | 5 | 3 | 2 | 1 | 3 | 2 | 2 | 2 | 1 | 0 | 2 | 0 | 0 | 0 |
| Schizophrenic reactions | | 8 | 6 | - | - | - | - | 2 | - | 2 | 2 | 1 | - | 2 | 2 | 1 | 2 | - | - | - | - | - | - |
| Other psychotic disorders | | 0 | 0 | - | - | - | - | - | - | - | - | - | - | - | - | - | - | - | - | - | - | - | - |
| Alcoholics | | 1 | 0 | - | - | - | - | - | - | 1 | - | - | - | - | - | - | - | - | - | - | - | - | - |
| Other personality disorders | | 1 | 0 | - | - | - | - | - | - | - | - | - | - | - | - | 1 | - | - | - | - | - | - | - |
| Diseases of senium | | 1 | 0 | - | - | - | - | - | - | - | - | - | - | - | - | - | - | - | - | 1 | - | - | - |
| Convulsive disorders | | 2 | 1 | - | - | - | - | - | 1 | 1 | - | 1 | - | - | - | - | - | - | - | - | - | - | - |
| Other brain syndromes | | 2 | 0 | - | - | - | - | - | - | - | - | - | - | - | - | - | - | 1 | - | 1 | - | - | - |
| Mental deficient | | 0 | 1 | - | - | - | - | - | - | - | - | - | 1 | - | - | - | - | - | - | - | - | - | - |
| Undiagnosed and not insane | | 3 | 1 | - | - | - | - | 1 | - | 1 | 1 | - | - | 1 | - | - | - | - | - | - | - | - | - |
| OTHER, total | 456 | 226 | 230 | 3 | 2 | 9 | 4 | 6 | 5 | 15 | 10 | 24 | 18 | 40 | 37 | 49 | 42 | 42 | 47 | 30 | 49 | 8 | 16 |
| Schizophrenic reactions | | 88 | 96 | 1 | - | - | - | - | 1 | 4 | 1 | 10 | 7 | 21 | 20 | 27 | 28 | 15 | 26 | 9 | 10 | 1 | 3 |
| Other psychotic disorders | | 4 | 16 | - | - | - | - | - | - | - | - | - | - | - | 3 | 1 | 3 | 1 | 5 | 2 | 5 | - | - |
| Alcoholics | | 16 | 7 | - | - | - | - | - | - | 1 | - | 1 | 4 | 4 | 1 | 6 | 1 | 4 | 1 | - | - | - | - |
| Other personality disorders | | 14 | 7 | 1 | 2 | 5 | 1 | 3 | 1 | 1 | 2 | 1 | - | 1 | - | 1 | - | 1 | 1 | - | - | - | - |
| Diseases of senium | | 29 | 53 | - | - | - | - | - | - | - | - | - | - | - | - | - | 1 | 6 | 6 | 16 | 33 | 7 | 13 |
| Convulsive disorders | | 10 | 11 | - | - | 1 | - | 1 | 1 | 1 | 3 | 1 | 1 | 2 | 2 | 2 | 4 | 2 | - | - | - | - | - |
| Other brain syndromes | | 24 | 15 | 1 | - | - | 1 | - | 2 | 2 | 2 | 5 | 1 | 4 | 5 | 2 | 1 | 8 | 3 | 2 | - | - | - |
| Mental deficient | | 31 | 19 | - | - | 1 | 1 | - | - | 6 | 2 | 3 | 4 | 7 | 5 | 10 | 4 | 4 | 3 | - | - | - | - |
| Undiagnosed and not insane | | 10 | 6 | - | - | 2 | 1 | 2 | - | - | - | 3 | 1 | 1 | 1 | - | - | 1 | 2 | 1 | 1 | - | - |

CENTRAL AREA¹ PATIENTS PRESENT JUNE 30, 1962,
BY ETHNIC GROUP, SEX, PSYCHIATRIC DIAGNOSIS AND AGE

Table VIII continued

| Ethnic group; diagnosis | TOTAL | M | F | Under 15 | | 15-18 | | 19-24 | | 25-34 | | 35-44 | | 45-54 | | 55-64 | | 65-74 | | 75-84 | | 85 and over | |
|-----------------------------|------------|-----|-----|-------------|---|-------|---|-------|---|-------|----|-------|----|-------|----|-------|----|-------|----|-------|----|----------------|----|
| | | | | M | F | M | F | M | F | M | F | M | F | M | F | M | F | M | F | M | F | M | F |
| UNASCERTAINED, total | 45 | 30 | 15 | 2 | 0 | 0 | 0 | 1 | 1 | 3 | 3 | 3 | 4 | 4 | 1 | 8 | 0 | 4 | 2 | 3 | 3 | 2 | 1 |
| Schizophrenic reactions | | 1 | 6 | - | - | - | - | - | - | - | - | - | 1 | - | 1 | - | - | 1 | 2 | - | 1 | - | 1 |
| Other psychotic disorders | | 1 | 0 | - | - | - | - | - | - | - | - | - | - | 1 | - | - | - | - | - | - | - | - | - |
| Alcoholics | | 6 | 0 | - | - | - | - | - | - | - | - | 2 | - | 2 | - | 1 | - | 1 | - | - | - | - | - |
| Other personality disorders | | 2 | 2 | 2 | - | - | - | - | - | - | 1 | - | 1 | - | - | - | - | - | - | - | - | - | - |
| Diseases of senium | | 5 | 1 | - | - | - | - | - | - | - | - | - | - | - | - | 1 | - | 1 | - | 2 | 1 | 1 | - |
| Convulsive disorders | | 0 | 1 | - | - | - | - | - | 1 | - | - | - | - | - | - | - | - | - | - | - | - | - | - |
| Other brain syndromes | | 2 | 0 | - | - | - | - | - | - | - | - | - | - | - | - | 1 | - | 1 | - | - | - | - | - |
| Mental deficient | | 2 | 0 | - | - | - | - | 1 | - | - | - | - | - | - | - | 1 | - | - | - | - | - | - | - |
| Undiagnosed and not insane | | 11 | 5 | - | - | - | - | - | - | 3 | 2 | 1 | 2 | 1 | - | 4 | - | - | - | 1 | 1 | 1 | - |
| GRAND TOTAL | 557 | 292 | 265 | 5 | 2 | 11 | 4 | 10 | 7 | 26 | 18 | 29 | 26 | 48 | 40 | 66 | 46 | 48 | 49 | 39 | 54 | 10 | 19 |
| Schizophrenic reactions | 214 | 102 | 112 | 1 | - | 1 | - | 2 | 1 | 7 | 4 | 11 | 9 | 23 | 23 | 30 | 32 | 16 | 28 | 10 | 11 | 1 | 4 |
| Other psychotic disorders | 22 | 5 | 17 | - | - | - | - | - | - | - | - | - | - | 1 | 3 | 1 | 3 | 1 | 5 | 2 | 6 | - | - |
| Alcoholics | 33 | 26 | 7 | - | - | - | - | - | - | 2 | - | 3 | 4 | 6 | 1 | 9 | 1 | 6 | 1 | - | - | - | - |
| Other personality disorders | 29 | 19 | 10 | 3 | 2 | 6 | 1 | 3 | 1 | 2 | 4 | 1 | 1 | 1 | - | 2 | - | 1 | 1 | - | - | - | - |
| Diseases of senium | 95 | 38 | 57 | - | - | - | - | - | - | - | - | - | - | - | - | 1 | 1 | 7 | 6 | 22 | 35 | 8 | 15 |
| Convulsive disorders | 25 | 12 | 13 | - | - | 1 | - | 1 | 3 | 2 | 3 | 2 | 1 | 2 | 2 | 2 | 4 | 2 | - | - | - | - | - |
| Other brain syndromes | 46 | 30 | 16 | 1 | - | - | 1 | - | 2 | 2 | 2 | 5 | 2 | 5 | 5 | 4 | 1 | 10 | 3 | 3 | - | - | - |
| Mental deficient | 57 | 36 | 21 | - | - | 1 | 1 | 1 | - | 7 | 2 | 3 | 6 | 7 | 5 | 13 | 4 | 4 | 3 | - | - | - | - |
| Undiagnosed and not insane | 36 | 24 | 12 | - | - | 2 | 1 | 3 | - | 4 | 3 | 4 | 3 | 3 | 1 | 4 | - | 1 | 2 | 2 | 2 | 1 | - |
| ¹ Chaffee | Fremont | | | | | | | | | | | | | | | | | | | | | | |
| Cheyenne | Kit Carson | | | | | | | | | | | | | | | | | | | | | | |
| Custer | Lake | | | | | | | | | | | | | | | | | | | | | | |
| Douglas | Lincoln | | | | | | | | | | | | | | | | | | | | | | |
| Elbert | Park | | | | | | | | | | | | | | | | | | | | | | |
| El Paso | Teller | | | | | | | | | | | | | | | | | | | | | | |

TABLE IX

**DENVER METROPOLITAN AREA¹ PATIENTS PRESENT JUNE 30, 1962,
BY ETHNIC GROUP, SEX, PSYCHIATRIC DIAGNOSIS AND AGE**

| Ethnic group; diagnosis | TOTAL | M | F | Under 15 | | 15-18 | | 19-24 | | 25-34 | | 35-44 | | 45-54 | | 55-64 | | 65-74 | | 75-84 | | 85 and over | |
|------------------------------|-------|----|----|-------------|---|-------|---|-------|---|-------|---|-------|---|-------|----|-------|---|-------|----|-------|---|----------------|---|
| | | | | M | F | M | F | M | F | M | F | M | F | M | F | M | F | M | F | M | F | M | F |
| AMERICAN INDIAN, total | 3 | 1 | 2 | 0 | 0 | 0 | 0 | 0 | 0 | 0 | 0 | 1 | 0 | 0 | 2 | 0 | 0 | 0 | 0 | 0 | 0 | 0 | 0 |
| Schizophrenic reactions | | 0 | 0 | - | - | - | - | - | - | - | - | - | - | - | - | - | - | - | - | - | - | - | - |
| Other psychotic disorders | | 0 | 1 | - | - | - | - | - | - | - | - | - | - | - | 1 | - | - | - | - | - | - | - | - |
| Alcoholics | | 0 | 1 | - | - | - | - | - | - | - | - | - | - | - | 1 | - | - | - | - | - | - | - | - |
| Other personality disorders | | 1 | 0 | - | - | - | - | - | - | - | - | 1 | - | - | - | - | - | - | - | - | - | - | - |
| Diseases of senium | | 0 | 0 | - | - | - | - | - | - | - | - | - | - | - | - | - | - | - | - | - | - | - | - |
| Convulsive disorders | | 0 | 0 | - | - | - | - | - | - | - | - | - | - | - | - | - | - | - | - | - | - | - | - |
| Other brain syndromes | | 0 | 0 | - | - | - | - | - | - | - | - | - | - | - | - | - | - | - | - | - | - | - | - |
| Mental deficient | | 0 | 0 | - | - | - | - | - | - | - | - | - | - | - | - | - | - | - | - | - | - | - | - |
| Undiagnosed and not insane | | 0 | 0 | - | - | - | - | - | - | - | - | - | - | - | - | - | - | - | - | - | - | - | - |
| ITALIAN, total | 47 | 25 | 22 | 0 | 0 | 0 | 0 | 0 | 1 | 1 | 0 | 1 | 4 | 7 | 4 | 2 | 3 | 7 | 5 | 5 | 4 | 2 | 1 |
| Schizophrenic reactions | | 14 | 8 | - | - | - | - | - | - | - | - | - | 3 | 4 | 1 | 2 | - | 5 | 3 | 3 | 1 | - | - |
| Other psychotic disorders | | 0 | 2 | - | - | - | - | - | - | - | - | - | - | - | - | - | 1 | - | 1 | - | - | - | - |
| Alcoholics | | 2 | 0 | - | - | - | - | - | - | 1 | - | - | - | - | - | - | - | - | - | 1 | - | - | - |
| Other personality disorders | | 0 | 0 | - | - | - | - | - | - | - | - | - | - | - | - | - | - | - | - | - | - | - | - |
| Diseases of senium | | 4 | 4 | - | - | - | - | - | - | - | - | - | - | - | - | - | - | 1 | - | 1 | 3 | 2 | 1 |
| Convulsive disorders | | 1 | 2 | - | - | - | - | - | 1 | - | - | 1 | - | - | 1 | - | - | - | - | - | - | - | - |
| Other brain syndromes | | 1 | 1 | - | - | - | - | - | - | - | - | - | - | - | - | - | 1 | 1 | - | - | - | - | - |
| Mental deficient | | 2 | 4 | - | - | - | - | - | - | - | - | - | 1 | 2 | 1 | - | 1 | - | 1 | - | - | - | - |
| Undiagnosed and not insane | | 1 | 1 | - | - | - | - | - | - | - | - | - | - | 1 | 1 | - | - | - | - | - | - | - | - |
| NEGRO, total | 135 | 78 | 57 | 1 | 1 | 4 | 1 | 4 | 4 | 13 | 3 | 9 | 7 | 16 | 10 | 11 | 7 | 13 | 11 | 5 | 9 | 2 | 4 |
| Schizophrenic reactions | | 35 | 26 | - | 1 | 1 | - | 4 | 3 | 7 | - | 6 | 3 | 12 | 7 | 2 | 5 | 2 | 5 | 1 | 2 | - | - |
| Other psychotic disorders | | 1 | 1 | - | - | - | - | - | - | - | - | - | - | - | - | 1 | - | - | 1 | - | - | - | - |
| Alcoholics | | 8 | 1 | - | - | - | - | - | - | 1 | - | 1 | - | - | 1 | 3 | - | 3 | - | - | - | - | - |
| Other personality disorders | | 2 | 1 | 1 | - | - | - | - | 1 | 1 | - | - | - | - | - | - | - | - | - | - | - | - | - |
| Diseases of senium | | 9 | 15 | - | - | - | - | - | - | - | - | - | - | - | - | - | 1 | 4 | 4 | 3 | 6 | 2 | 4 |
| Convulsive disorders | | 2 | 2 | - | - | - | 1 | - | - | 1 | 1 | 1 | - | - | - | - | - | - | - | - | - | - | - |
| Other brain syndromes | | 11 | 5 | - | - | - | - | - | - | - | - | - | 1 | 3 | 2 | 5 | - | 2 | 1 | 1 | 1 | - | - |
| Mental deficient | | 4 | 4 | - | - | 1 | - | - | - | 2 | 2 | - | 2 | - | - | - | - | 1 | - | - | - | - | - |
| Undiagnosed and not insane | | 6 | 2 | - | - | 2 | - | - | - | 1 | - | 1 | 1 | 1 | - | - | 1 | 1 | - | - | - | - | - |

DENVER METROPOLITAN AREA¹ PATIENTS PRESENT JUNE 30, 1962,
BY ETHNIC GROUP, SEX, PSYCHIATRIC DIAGNOSIS AND AGE

Table IX continued

| Ethnic group; diagnosis | TOTAL | M | F | Under 15 | | 15-18 | | 19-24 | | 25-34 | | 35-44 | | 45-54 | | 55-64 | | 65-74 | | 75-84 | | 85 and over | |
|-------------------------------|-------|-----|-----|-------------|---|-------|----|-------|----|-------|----|-------|----|-------|-----|-------|-----|-------|-----|-------|-----|----------------|----|
| | | | | M | F | M | F | M | F | M | F | M | F | M | F | M | F | M | F | M | F | M | F |
| ORIENTAL, total | 15 | 11 | 4 | 0 | 0 | 0 | 0 | 1 | 0 | 1 | 0 | 1 | 1 | 1 | 0 | 3 | 1 | 1 | 1 | 3 | 1 | 0 | 0 |
| Schizophrenic reactions | | 5 | 4 | - | - | - | - | - | - | 1 | - | - | 1 | - | - | 1 | 1 | 1 | 1 | 2 | 1 | - | - |
| Other psychotic disorders | | 0 | 0 | - | - | - | - | - | - | - | - | - | - | - | - | - | - | - | - | - | - | - | |
| Alcoholics | | 0 | 0 | - | - | - | - | - | - | - | - | - | - | - | - | - | - | - | - | - | - | - | |
| Other personality disorders | | 0 | 0 | - | - | - | - | - | - | - | - | - | - | - | - | - | - | - | - | - | - | - | |
| Diseases of senium | | 3 | 0 | - | - | - | - | - | - | - | - | - | - | - | - | 2 | - | - | - | 1 | - | - | |
| Convulsive disorders | | 0 | 0 | - | - | - | - | - | - | - | - | - | - | - | - | - | - | - | - | - | - | - | |
| Other brain syndromes | | 2 | 0 | - | - | - | - | 1 | - | - | - | - | - | 1 | - | - | - | - | - | - | - | - | |
| Mental deficient | | 1 | 0 | - | - | - | - | - | - | - | - | 1 | - | - | - | - | - | - | - | - | - | - | |
| Undiagnosed and not insane | | 0 | 0 | - | - | - | - | - | - | - | - | - | - | - | - | - | - | - | - | - | - | - | |
| SPANISH-AMERICAN, total | 152 | 99 | 53 | 4 | 0 | 5 | 2 | 5 | 3 | 22 | 13 | 19 | 7 | 16 | 11 | 16 | 11 | 9 | 5 | 3 | 1 | 0 | 0 |
| Schizophrenic reactions | | 38 | 24 | - | - | 2 | - | 2 | 2 | 13 | 4 | 8 | 4 | 5 | 8 | 6 | 4 | 2 | 2 | - | - | - | - |
| Other psychotic disorders | | 1 | 1 | - | - | - | - | - | - | - | - | 1 | - | - | - | - | - | 1 | - | - | - | - | |
| Alcoholics | | 12 | 3 | - | - | - | - | - | - | - | - | 3 | 2 | 2 | - | 4 | 1 | 3 | - | - | - | - | |
| Other personality disorders | | 4 | 1 | 1 | - | 2 | - | - | - | - | - | - | - | 1 | - | - | 1 | - | - | - | - | - | |
| Diseases of senium | | 6 | 2 | - | - | - | - | - | - | - | - | - | - | - | - | 1 | 1 | 2 | - | 3 | 1 | - | |
| Convulsive disorders | | 7 | 4 | 1 | - | - | - | - | - | 2 | - | 1 | 1 | 2 | 1 | 1 | 2 | - | - | - | - | - | |
| Other brain syndromes | | 8 | 2 | 1 | - | - | - | - | - | - | - | 1 | - | 2 | 1 | 3 | 1 | 1 | - | - | - | - | |
| Mental deficient | | 17 | 16 | - | - | 1 | 2 | 3 | 1 | 4 | 9 | 4 | - | 4 | 1 | 1 | 1 | - | 2 | - | - | - | |
| Undiagnosed and not insane | | 6 | 0 | 1 | - | - | - | - | - | 3 | - | 1 | - | - | - | - | - | 1 | - | - | - | - | |
| OTHER, total | 1852 | 918 | 934 | 6 | 2 | 15 | 11 | 46 | 21 | 69 | 48 | 95 | 86 | 160 | 166 | 212 | 210 | 175 | 171 | 110 | 161 | 30 | 58 |
| Schizophrenic reactions | | 339 | 471 | 1 | - | 4 | - | 13 | 9 | 22 | 21 | 47 | 57 | 76 | 110 | 97 | 118 | 59 | 88 | 19 | 58 | 1 | 10 |
| Other psychotic disorders | | 17 | 42 | - | - | - | - | - | - | - | - | 1 | - | 1 | 2 | 5 | 11 | 5 | 13 | 5 | 13 | - | 3 |
| Alcoholics | | 115 | 36 | - | - | - | - | 2 | - | 4 | 3 | 5 | 4 | 26 | 15 | 47 | 10 | 25 | 3 | 6 | 1 | - | - |
| Other personality disorders | | 35 | 20 | 1 | 1 | 2 | 5 | 9 | 3 | 9 | 3 | 6 | 1 | 3 | 2 | 3 | 5 | 2 | - | - | - | - | |
| Diseases of senium | | 166 | 172 | - | - | - | - | - | - | - | - | - | - | 2 | 2 | 8 | 7 | 53 | 41 | 74 | 78 | 29 | 44 |
| Convulsive disorders | | 37 | 29 | - | - | 3 | 1 | 1 | 4 | 9 | 5 | 3 | 4 | 9 | 6 | 10 | 6 | 2 | 3 | - | - | - | |
| Other brain syndromes | | 79 | 77 | - | - | 1 | - | 4 | - | 4 | 7 | 8 | 6 | 18 | 12 | 25 | 30 | 18 | 15 | 1 | 6 | - | 1 |
| Mental deficient | | 107 | 74 | 1 | - | 4 | 4 | 10 | 5 | 18 | 7 | 22 | 11 | 22 | 14 | 17 | 21 | 8 | 8 | 5 | 4 | - | - |
| Undiagnosed and not insane | | 23 | 13 | 3 | 1 | 1 | 1 | 7 | - | 3 | 2 | 3 | 3 | 3 | 3 | - | 2 | 3 | - | - | 1 | - | - |

DENVER METROPOLITAN AREA¹ PATIENTS PRESENT JUNE 30, 1962,
BY ETHNIC GROUP, SEX, PSYCHIATRIC DIAGNOSIS AND AGE

Table IX continued

| Ethnic group; diagnosis | TOTAL | M | F | Under 15 | | 15-18 | | 19-24 | | 25-34 | | 35-44 | | 45-54 | | 55-64 | | 65-74 | | 75-84 | | 85 and over | |
|-----------------------------|-------|------|------|-------------|---|-------|----|-------|----|-------|----|-------|-----|-------|-----|-------|-----|-------|-----|-------|-----|----------------|----|
| | | | | M | F | M | F | M | F | M | F | M | F | M | F | M | F | M | F | M | F | | |
| UNASCERTAINED, total | 154 | 86 | 68 | 4 | 1 | 6 | 1 | 4 | 3 | 9 | 11 | 9 | 5 | 16 | 6 | 16 | 8 | 12 | 15 | 9 | 12 | 1 | 6 |
| Schizophrenic reactions | | 9 | 25 | 1 | - | - | - | 1 | 1 | 3 | 7 | 1 | 3 | 2 | 2 | 1 | 1 | - | 4 | - | 4 | - | 3 |
| Other psychotic disorders | | 1 | 1 | 1 | - | - | - | - | - | - | - | - | - | - | - | - | 1 | - | - | - | - | - | |
| Alcoholics | | 14 | 2 | - | - | - | - | - | - | 1 | - | 3 | - | 4 | 1 | 4 | 1 | 2 | - | - | - | - | |
| Other personality disorders | | 7 | 5 | - | 1 | 2 | 1 | 1 | - | 1 | 1 | - | 2 | 1 | - | 1 | - | - | - | 1 | - | - | |
| Diseases of senium | | 18 | 22 | - | - | - | - | - | - | - | - | - | - | - | - | 4 | 3 | 6 | 10 | 8 | 6 | - | |
| Convulsive disorders | | 1 | 0 | - | - | - | - | - | - | - | - | - | - | 1 | - | - | - | - | - | - | - | - | |
| Other brain syndromes | | 5 | 0 | - | - | 1 | - | - | - | - | - | - | - | 1 | - | 2 | - | 1 | - | - | - | - | |
| Mental deficientes | | 2 | 0 | - | - | 1 | - | 1 | - | - | - | - | - | - | - | - | - | - | - | - | - | - | |
| Undiagnosed and not insane | | 29 | 13 | 2 | - | 2 | - | 1 | 2 | 4 | 3 | 5 | - | 7 | 3 | 4 | 2 | 3 | 1 | - | 2 | 1 | |
| GRAND TOTAL | 2358 | 1218 | 1140 | 15 | 4 | 30 | 15 | 60 | 32 | 115 | 75 | 135 | 110 | 216 | 199 | 260 | 240 | 217 | 208 | 135 | 188 | 35 | 69 |
| Schizophrenic reactions | 998 | 440 | 558 | 2 | 1 | 7 | - | 20 | 15 | 46 | 32 | 62 | 71 | 99 | 128 | 109 | 129 | 69 | 103 | 25 | 66 | 1 | 13 |
| Other psychotic disorders | 68 | 20 | 48 | 1 | - | - | - | - | - | - | - | 2 | - | 1 | 3 | 6 | 13 | 5 | 16 | 5 | 13 | - | 3 |
| Alcoholics | 194 | 151 | 43 | - | - | - | - | 2 | - | 7 | 3 | 12 | 6 | 32 | 18 | 58 | 12 | 33 | 3 | 7 | 1 | - | - |
| Other personality disorders | 76 | 49 | 27 | 3 | 2 | 6 | 6 | 10 | 4 | 11 | 4 | 7 | 3 | 5 | 2 | 4 | 6 | 2 | - | 1 | - | - | - |
| Diseases of senium | 421 | 206 | 215 | - | - | - | - | - | - | - | - | - | - | 2 | 2 | 15 | 12 | 66 | 55 | 90 | 94 | 33 | 52 |
| Convulsive disorders | 85 | 48 | 37 | 1 | - | 3 | 2 | 1 | 5 | 12 | 6 | 6 | 5 | 12 | 8 | 11 | 8 | 2 | 3 | - | - | - | - |
| Other brain syndromes | 191 | 106 | 85 | 1 | - | 2 | - | 5 | - | 4 | 7 | 9 | 7 | 25 | 15 | 35 | 32 | 23 | 16 | 2 | 7 | - | 1 |
| Mental deficientes | 231 | 133 | 98 | 1 | - | 7 | 6 | 14 | 6 | 24 | 18 | 27 | 14 | 28 | 16 | 18 | 23 | 9 | 11 | 5 | 4 | - | - |
| Undiagnosed and not insane | 94 | 65 | 29 | 6 | 1 | 5 | 1 | 8 | 2 | 11 | 5 | 10 | 4 | 12 | 7 | 4 | 5 | 8 | 1 | - | 3 | 1 | - |
| 1 Adams | | | | | | | | | | | | | | | | | | | | | | | |
| Arapahoe | | | | | | | | | | | | | | | | | | | | | | | |
| Denver | | | | | | | | | | | | | | | | | | | | | | | |
| Jefferson | | | | | | | | | | | | | | | | | | | | | | | |

¹ Adams
Arapahoe
Denver
Jefferson

TABLE X
NORTHEASTERN AREA¹ PATIENTS PRESENT JUNE 30, 1962,
BY ETHNIC GROUP, SEX, PSYCHIATRIC DIAGNOSIS AND AGE

| Ethnic group; diagnosis | TOTAL | M | F | Under 15 | | 15-18 | | 19-24 | | 25-34 | | 35-44 | | 45-54 | | 55-64 | | 65-74 | | 75-84 | | 85 and over | |
|------------------------------|-------|---|---|-------------|---|-------|---|-------|---|-------|---|-------|---|-------|---|-------|---|-------|---|-------|---|----------------|---|
| | | | | M | F | M | F | M | F | M | F | M | F | M | F | M | F | M | F | M | F | M | F |
| AMERICAN INDIAN, total | 0 | 0 | 0 | 0 | 0 | 0 | 0 | 0 | 0 | 0 | 0 | 0 | 0 | 0 | 0 | 0 | 0 | 0 | 0 | 0 | 0 | 0 | 0 |
| Schizophrenic reactions | | 0 | 0 | - | - | - | - | - | - | - | - | - | - | - | - | - | - | - | - | - | - | - | - |
| Other psychotic disorders | | 0 | 0 | - | - | - | - | - | - | - | - | - | - | - | - | - | - | - | - | - | - | - | - |
| Alcoholics | | 0 | 0 | - | - | - | - | - | - | - | - | - | - | - | - | - | - | - | - | - | - | - | - |
| Other personality disorders | | 0 | 0 | - | - | - | - | - | - | - | - | - | - | - | - | - | - | - | - | - | - | - | - |
| Diseases of senium | | 0 | 0 | - | - | - | - | - | - | - | - | - | - | - | - | - | - | - | - | - | - | - | - |
| Convulsive disorders | | 0 | 0 | - | - | - | - | - | - | - | - | - | - | - | - | - | - | - | - | - | - | - | - |
| Other brain syndromes | | 0 | 0 | - | - | - | - | - | - | - | - | - | - | - | - | - | - | - | - | - | - | - | - |
| Mental deficient | | 0 | 0 | - | - | - | - | - | - | - | - | - | - | - | - | - | - | - | - | - | - | - | - |
| Undiagnosed and not insane | | 0 | 0 | - | - | - | - | - | - | - | - | - | - | - | - | - | - | - | - | - | - | - | - |
| ITALIAN, total | 4 | 3 | 1 | 0 | 0 | 0 | 0 | 0 | 0 | 0 | 0 | 0 | 0 | 0 | 0 | 0 | 0 | 3 | 1 | 0 | 0 | 0 | 0 |
| Schizophrenic reactions | | 1 | 0 | - | - | - | - | - | - | - | - | - | - | - | - | - | - | 1 | - | - | - | - | - |
| Other psychotic disorders | | 0 | 0 | - | - | - | - | - | - | - | - | - | - | - | - | - | - | - | - | - | - | - | - |
| Alcoholics | | 0 | 0 | - | - | - | - | - | - | - | - | - | - | - | - | - | - | - | - | - | - | - | - |
| Other personality disorders | | 0 | 0 | - | - | - | - | - | - | - | - | - | - | - | - | - | - | - | - | - | - | - | - |
| Diseases of senium | | 1 | 1 | - | - | - | - | - | - | - | - | - | - | - | - | - | - | 1 | 1 | - | - | - | - |
| Convulsive disorders | | 0 | 0 | - | - | - | - | - | - | - | - | - | - | - | - | - | - | - | - | - | - | - | - |
| Other brain syndromes | | 1 | 0 | - | - | - | - | - | - | - | - | - | - | - | - | - | - | 1 | - | - | - | - | - |
| Mental deficient | | 0 | 0 | - | - | - | - | - | - | - | - | - | - | - | - | - | - | - | - | - | - | - | - |
| Undiagnosed and not insane | | 0 | 0 | - | - | - | - | - | - | - | - | - | - | - | - | - | - | - | - | - | - | - | - |
| NEGRO, total | 6 | 4 | 2 | 0 | 0 | 0 | 0 | 0 | 0 | 0 | 0 | 0 | 0 | 3 | 0 | 1 | 0 | 0 | 0 | 0 | 2 | 0 | 0 |
| Schizophrenic reactions | | 2 | 0 | - | - | - | - | - | - | - | - | - | 2 | - | - | - | - | - | - | - | - | - | - |
| Other psychotic disorders | | 0 | 0 | - | - | - | - | - | - | - | - | - | - | - | - | - | - | - | - | - | - | - | - |
| Alcoholics | | 0 | 0 | - | - | - | - | - | - | - | - | - | - | - | - | - | - | - | - | - | - | - | - |
| Other personality disorders | | 0 | 0 | - | - | - | - | - | - | - | - | - | - | - | - | - | - | - | - | - | - | - | - |
| Diseases of senium | | 0 | 2 | - | - | - | - | - | - | - | - | - | - | - | - | - | - | - | 2 | - | - | - | - |
| Convulsive disorders | | 0 | 0 | - | - | - | - | - | - | - | - | - | - | - | - | - | - | - | - | - | - | - | - |
| Other brain syndromes | | 1 | 0 | - | - | - | - | - | - | - | - | - | 1 | - | - | - | - | - | - | - | - | - | - |
| Mental deficient | | 0 | 0 | - | - | - | - | - | - | - | - | - | - | - | - | - | - | - | - | - | - | - | - |
| Undiagnosed and not insane | | 1 | 0 | - | - | - | - | - | - | - | - | - | - | - | 1 | - | - | - | - | - | - | - | - |

NORTHEASTERN AREA¹ PATIENTS PRESENT JUNE 30, 1962,
BY ETHNIC GROUP, SEX, PSYCHIATRIC DIAGNOSIS AND AGE

Table X continued

| Ethnic group; diagnosis | TOTAL | M | F | Under 15 | | 15-18 | | 19-24 | | 25-34 | | 35-44 | | 45-54 | | 55-64 | | 65-74 | | 75-84 | | 85 and over | |
|-------------------------------|-------|-----|-----|-------------|---|-------|---|-------|---|-------|----|-------|----|-------|----|-------|----|-------|----|-------|----|----------------|----|
| | | | | M | F | M | F | M | F | M | F | M | F | M | F | M | F | M | F | M | F | | |
| ORIENTAL, total | 3 | 1 | 2 | 0 | 0 | 0 | 0 | 0 | 0 | 0 | 0 | 0 | 0 | 1 | 0 | 0 | 1 | 0 | 1 | 0 | 0 | 0 | 0 |
| Schizophrenic reactions | | 1 | 2 | - | - | - | - | - | - | - | - | - | - | 1 | - | - | 1 | - | 1 | - | - | - | - |
| Other psychotic disorders | | 0 | 0 | - | - | - | - | - | - | - | - | - | - | - | - | - | - | - | - | - | - | - | |
| Alcoholics | | 0 | 0 | - | - | - | - | - | - | - | - | - | - | - | - | - | - | - | - | - | - | - | |
| Other personality disorders | | 0 | 0 | - | - | - | - | - | - | - | - | - | - | - | - | - | - | - | - | - | - | - | |
| Diseases of senium | | 0 | 0 | - | - | - | - | - | - | - | - | - | - | - | - | - | - | - | - | - | - | - | |
| Convulsive disorders | | 0 | 0 | - | - | - | - | - | - | - | - | - | - | - | - | - | - | - | - | - | - | - | |
| Other brain syndromes | | 0 | 0 | - | - | - | - | - | - | - | - | - | - | - | - | - | - | - | - | - | - | - | |
| Mental deficient | | 0 | 0 | - | - | - | - | - | - | - | - | - | - | - | - | - | - | - | - | - | - | - | |
| Undiagnosed and not insane | | 0 | 0 | - | - | - | - | - | - | - | - | - | - | - | - | - | - | - | - | - | - | - | |
| SPANISH-AMERICAN, total | 44 | 30 | 14 | 0 | 0 | 0 | 0 | 1 | 3 | 5 | 1 | 7 | 5 | 5 | 0 | 5 | 4 | 6 | 1 | 1 | 0 | 0 | 0 |
| Schizophrenic reactions | | 10 | 7 | - | - | - | - | - | 1 | 1 | - | 3 | 2 | 2 | - | 3 | 3 | 1 | 1 | - | - | - | - |
| Other psychotic disorders | | 0 | 1 | - | - | - | - | - | - | - | - | - | - | - | - | 1 | - | - | - | - | - | - | |
| Alcoholics | | 2 | 0 | - | - | - | - | - | - | - | - | 1 | - | - | - | - | - | 1 | - | - | - | - | |
| Other personality disorders | | 1 | 0 | - | - | - | - | 1 | - | - | - | - | - | - | - | - | - | - | - | - | - | - | |
| Diseases of senium | | 3 | 0 | - | - | - | - | - | - | - | - | - | - | - | - | - | - | 2 | - | 1 | - | - | |
| Convulsive disorders | | 2 | 3 | - | - | - | - | - | 1 | - | - | 1 | 2 | - | - | - | - | 1 | - | - | - | - | |
| Other brain syndromes | | 6 | 0 | - | - | - | - | - | - | 1 | - | - | - | 2 | - | 2 | - | 1 | - | - | - | - | |
| Mental deficient | | 6 | 3 | - | - | - | - | - | 1 | 3 | 1 | 2 | 1 | 1 | - | - | - | - | - | - | - | - | |
| Undiagnosed and not insane | | 0 | 0 | - | - | - | - | - | - | - | - | - | - | - | - | - | - | - | - | - | - | - | |
| OTHER, total | 446 | 242 | 204 | 1 | 0 | 2 | 6 | 7 | 1 | 19 | 19 | 32 | 29 | 52 | 39 | 71 | 35 | 33 | 36 | 19 | 27 | 6 | 12 |
| Schizophrenic reactions | | 122 | 106 | 1 | - | - | 1 | 5 | 1 | 7 | 6 | 11 | 16 | 27 | 25 | 38 | 20 | 22 | 20 | 8 | 11 | 3 | 6 |
| Other psychotic disorders | | 2 | 10 | - | - | - | - | - | - | - | - | - | - | - | 1 | 1 | 3 | 1 | 4 | - | 2 | - | |
| Alcoholics | | 13 | 3 | - | - | - | - | - | - | 2 | - | - | 2 | 2 | 1 | 7 | - | 2 | - | - | - | - | |
| Other personality disorders | | 5 | 3 | - | - | 2 | 2 | 1 | - | - | - | 1 | - | - | - | 1 | - | - | - | - | 1 | - | |
| Diseases of senium | | 12 | 22 | - | - | - | - | - | - | - | - | - | - | - | - | - | - | 3 | 4 | 6 | 12 | 3 | |
| Convulsive disorders | | 23 | 17 | - | - | - | - | - | - | 2 | 5 | 6 | 2 | 8 | 4 | 6 | 5 | 1 | 1 | - | - | - | |
| Other brain syndromes | | 12 | 9 | - | - | - | 1 | - | - | 1 | 2 | 1 | - | 2 | 2 | 7 | 2 | - | 2 | 1 | - | - | |
| Mental deficient | | 49 | 33 | - | - | - | 2 | 1 | - | 6 | 5 | 12 | 9 | 12 | 6 | 11 | 5 | 4 | 5 | 3 | 1 | - | |
| Undiagnosed and not insane | | 4 | 1 | - | - | - | - | - | - | 1 | 1 | 1 | - | 1 | - | - | - | - | - | 1 | - | - | |

NORTHEASTERN AREA¹ PATIENTS PRESENT JUNE 30, 1962,
BY ETHNIC GROUP, SEX, PSYCHIATRIC DIAGNOSIS AND AGE

Table X continued

| Ethnic group; diagnosis | TOTAL | M | F | Under 15 | | 15-18 | | 19-24 | | 25-34 | | 35-44 | | 45-54 | | 55-64 | | 65-74 | | 75-84 | | 85 and over | |
|-----------------------------|------------|-----|-----|-------------|---|-------|---|-------|---|-------|----|-------|----|-------|----|-------|----|-------|----|-------|----|----------------|----|
| | | | | M | F | M | F | M | F | M | F | M | F | M | F | M | F | M | F | M | F | | |
| UNASCERTAINED, total | 20 | 7 | 13 | 0 | 0 | 0 | 2 | 1 | 3 | 0 | 0 | 2 | 0 | 1 | 1 | 0 | 1 | 1 | 3 | 1 | 1 | 1 | 2 |
| Schizophrenic reactions | | 1 | 6 | - | - | - | 1 | - | 1 | - | - | - | - | - | 1 | - | - | - | 1 | - | 1 | 1 | |
| Other psychotic disorders | | 0 | 0 | - | - | - | - | - | - | - | - | - | - | - | - | - | - | - | - | - | - | - | |
| Alcoholics | | 1 | 0 | - | - | - | - | - | - | - | - | - | - | 1 | - | - | - | - | - | - | - | - | |
| Other personality disorders | | 0 | 1 | - | - | - | - | - | 1 | - | - | - | - | - | - | - | - | - | - | - | - | - | |
| Diseases of senium | | 2 | 4 | - | - | - | - | - | - | - | - | - | - | - | - | - | 1 | 2 | 1 | - | - | 1 | |
| Convulsive disorders | | 0 | 0 | - | - | - | - | - | - | - | - | - | - | - | - | - | - | - | - | - | - | - | |
| Other brain syndromes | | 1 | 2 | - | - | - | 1 | - | 1 | - | - | 1 | - | - | - | - | - | - | - | - | - | - | |
| Mental deficient | | 0 | 0 | - | - | - | - | - | - | - | - | - | - | - | - | - | - | - | - | - | - | - | |
| Undiagnosed and not insane | | 2 | 0 | - | - | - | - | 1 | - | - | - | 1 | - | - | - | - | - | - | - | - | - | - | |
| GRAND TOTAL | 523 | 287 | 236 | 1 | 0 | 2 | 8 | 9 | 7 | 24 | 20 | 41 | 34 | 62 | 40 | 77 | 41 | 40 | 41 | 24 | 31 | 7 | 14 |
| Schizophrenic reactions | 258 | 137 | 121 | 1 | - | - | 2 | 5 | 3 | 8 | 6 | 14 | 18 | 32 | 26 | 41 | 24 | 23 | 23 | 9 | 12 | 4 | 7 |
| Other psychotic disorders | 13 | 2 | 11 | - | - | - | - | - | - | - | - | - | - | - | 1 | 1 | 4 | 1 | 4 | - | 2 | - | - |
| Alcoholics | 19 | 16 | 3 | - | - | - | - | - | - | 2 | - | 1 | 2 | 3 | 1 | 7 | - | 3 | - | - | - | - | - |
| Other personality disorders | 10 | 6 | 4 | - | - | 2 | 2 | 2 | 1 | - | - | 1 | - | - | - | 1 | - | - | - | 1 | - | - | - |
| Diseases of senium | 47 | 18 | 29 | - | - | - | - | - | - | - | - | - | - | - | - | - | 1 | 6 | 6 | 9 | 15 | 3 | 7 |
| Convulsive disorders | 45 | 25 | 20 | - | - | - | - | - | 1 | 2 | 5 | 7 | 4 | 8 | 4 | 6 | 5 | 2 | 1 | - | - | - | - |
| Other brain syndromes | 32 | 21 | 11 | - | - | - | 2 | - | 1 | 2 | 2 | 2 | - | 5 | 2 | 9 | 2 | 1 | 2 | 2 | - | - | - |
| Mental deficient | 91 | 55 | 36 | - | - | - | 2 | 1 | 1 | 9 | 6 | 14 | 10 | 13 | 6 | 11 | 5 | 4 | 5 | 3 | 1 | - | - |
| Undiagnosed and not insane | 8 | 7 | 1 | - | - | - | - | 1 | - | 1 | 1 | 2 | - | 1 | - | 1 | - | - | - | 1 | - | - | - |
| 1 Boulder | Phillips | | | | | | | | | | | | | | | | | | | | | | |
| Clear Creek | Sedgwick | | | | | | | | | | | | | | | | | | | | | | |
| Gilpin | Washington | | | | | | | | | | | | | | | | | | | | | | |
| Larimer | Weld | | | | | | | | | | | | | | | | | | | | | | |
| Logan | Yuma | | | | | | | | | | | | | | | | | | | | | | |
| Morgan | | | | | | | | | | | | | | | | | | | | | | | |

¹ Boulder Phillips
Clear Creek Sedgwick
Gilpin Washington
Larimer Weld
Logan Yuma
Morgan

TABLE XI

PUEBLO AREA¹ PATIENTS PRESENT JUNE 30, 1962,
BY ETHNIC GROUP, SEX, PSYCHIATRIC DIAGNOSIS AND AGE

| Ethnic group; diagnosis | TOTAL | M | F | Under 15 | | 15-18 | | 19-24 | | 25-34 | | 35-44 | | 45-54 | | 55-64 | | 65-74 | | 75-84 | | 85 and over | |
|------------------------------|-------|----|---|-------------|---|-------|---|-------|---|-------|---|-------|---|-------|---|-------|---|-------|---|-------|---|----------------|---|
| | | | | M | F | M | F | M | F | M | F | M | F | M | F | M | F | M | F | M | F | M | F |
| AMERICAN INDIAN, total | 2 | 2 | 0 | 0 | 0 | 0 | 0 | 0 | 0 | 0 | 0 | 0 | 0 | 0 | 0 | 1 | 0 | 1 | 0 | 0 | 0 | 0 | 0 |
| Schizophrenic reactions | | 0 | 0 | - | - | - | - | - | - | - | - | - | - | - | - | - | - | - | - | - | - | - | - |
| Other psychotic disorders | | 0 | 0 | - | - | - | - | - | - | - | - | - | - | - | - | - | - | - | - | - | - | - | - |
| Alcoholics | | 1 | 0 | - | - | - | - | - | - | - | - | - | - | - | - | - | - | 1 | - | - | - | - | - |
| Other personality disorders | | 0 | 0 | - | - | - | - | - | - | - | - | - | - | - | - | - | - | - | - | - | - | - | - |
| Diseases of senium | | 0 | 0 | - | - | - | - | - | - | - | - | - | - | - | - | - | - | - | - | - | - | - | - |
| Convulsive disorders | | 0 | 0 | - | - | - | - | - | - | - | - | - | - | - | - | - | - | - | - | - | - | - | - |
| Other brain syndromes | | 1 | 0 | - | - | - | - | - | - | - | - | - | - | - | - | 1 | - | - | - | - | - | - | - |
| Mental deficient | | 0 | 0 | - | - | - | - | - | - | - | - | - | - | - | - | - | - | - | - | - | - | - | - |
| Undiagnosed and not insane | | 0 | 0 | - | - | - | - | - | - | - | - | - | - | - | - | - | - | - | - | - | - | - | - |
| ITALIAN, total | 26 | 19 | 7 | 0 | 0 | 0 | 0 | 1 | 0 | 0 | 0 | 5 | 3 | 0 | 1 | 5 | 1 | 3 | 1 | 3 | 0 | 2 | 1 |
| Schizophrenic reactions | | 8 | 3 | - | - | - | - | - | - | - | - | 3 | 2 | - | - | 3 | 1 | 2 | - | - | - | - | - |
| Other psychotic disorders | | 1 | 0 | - | - | - | - | - | - | - | - | - | - | - | - | - | - | - | - | 1 | - | - | - |
| Alcoholics | | 1 | 0 | - | - | - | - | - | - | - | - | - | - | - | - | 1 | - | - | - | - | - | - | - |
| Other personality disorders | | 1 | 0 | - | - | - | - | 1 | - | - | - | - | - | - | - | - | - | - | - | - | - | - | - |
| Diseases of senium | | 4 | 2 | - | - | - | - | - | - | - | - | - | - | - | - | - | - | 1 | 1 | 1 | - | 2 | 1 |
| Convulsive disorders | | 0 | 0 | - | - | - | - | - | - | - | - | - | - | - | - | - | - | - | - | - | - | - | - |
| Other brain syndromes | | 1 | 1 | - | - | - | - | - | - | - | - | - | - | 1 | - | - | - | - | - | 1 | - | - | - |
| Mental deficient | | 2 | 1 | - | - | - | - | - | - | - | - | 1 | 1 | - | - | 1 | - | - | - | - | - | - | - |
| Undiagnosed and not insane | | 1 | 0 | - | - | - | - | - | - | - | - | 1 | - | - | - | - | - | - | - | - | - | - | - |
| NEGRO, total | 20 | 12 | 8 | 0 | 0 | 0 | 0 | 0 | 0 | 0 | 0 | 2 | 0 | 5 | 0 | 1 | 1 | 1 | 2 | 1 | 5 | 2 | 0 |
| Schizophrenic reactions | | 6 | 4 | - | - | - | - | - | - | - | - | 1 | - | 4 | - | - | 1 | 1 | 1 | - | 2 | - | - |
| Other psychotic disorders | | 0 | 0 | - | - | - | - | - | - | - | - | - | - | - | - | - | - | - | - | - | - | - | - |
| Alcoholics | | 1 | 0 | - | - | - | - | - | - | - | - | - | - | - | - | 1 | - | - | - | - | - | - | - |
| Other personality disorders | | 0 | 0 | - | - | - | - | - | - | - | - | - | - | - | - | - | - | - | - | - | - | - | - |
| Diseases of senium | | 3 | 2 | - | - | - | - | - | - | - | - | - | - | - | - | - | - | - | 1 | 1 | 1 | 2 | - |
| Convulsive disorders | | 0 | 1 | - | - | - | - | - | - | - | - | - | - | - | - | - | - | - | - | - | 1 | - | - |
| Other brain syndromes | | 0 | 0 | - | - | - | - | - | - | - | - | - | - | - | - | - | - | - | - | - | - | - | - |
| Mental deficient | | 2 | 0 | - | - | - | - | - | - | - | - | 1 | - | 1 | - | - | - | - | - | - | - | - | - |
| Undiagnosed and not insane | | 0 | 1 | - | - | - | - | - | - | - | - | - | - | - | - | - | - | - | - | 1 | - | - | - |

PUEBLO AREA¹ PATIENTS PRESENT JUNE 30, 1962,
BY ETHNIC GROUP, SEX, PSYCHIATRIC DIAGNOSIS AND AGE

Table XI continued

| Ethnic group; diagnosis | TOTAL | M | F | Under 15 | | 15-18 | | 19-24 | | 25-34 | | 35-44 | | 45-54 | | 55-64 | | 65-74 | | 75-84 | | 85 and over | |
|-------------------------------|-------|-----|-----|-------------|---|-------|---|-------|---|-------|---|-------|----|-------|----|-------|----|-------|----|-------|----|----------------|----|
| | | | | M | F | M | F | M | F | M | F | M | F | M | F | M | F | M | F | M | F | M | F |
| ORIENTAL, total | 0 | 0 | 0 | 0 | 0 | 0 | 0 | 0 | 0 | 0 | 0 | 0 | 0 | 0 | 0 | 0 | 0 | 0 | 0 | 0 | 0 | 0 | 0 |
| Schizophrenic reactions | | 0 | 0 | - | - | - | - | - | - | - | - | - | - | - | - | - | - | - | - | - | - | - | - |
| Other psychotic disorders | | 0 | 0 | - | - | - | - | - | - | - | - | - | - | - | - | - | - | - | - | - | - | - | - |
| Alcoholics | | 0 | 0 | - | - | - | - | - | - | - | - | - | - | - | - | - | - | - | - | - | - | - | - |
| Other personality disorders | | 0 | 0 | - | - | - | - | - | - | - | - | - | - | - | - | - | - | - | - | - | - | - | - |
| Diseases of senium | | 0 | 0 | - | - | - | - | - | - | - | - | - | - | - | - | - | - | - | - | - | - | - | - |
| Convulsive disorders | | 0 | 0 | - | - | - | - | - | - | - | - | - | - | - | - | - | - | - | - | - | - | - | - |
| Other brain syndromes | | 0 | 0 | - | - | - | - | - | - | - | - | - | - | - | - | - | - | - | - | - | - | - | - |
| Mental deficientes | | 0 | 0 | - | - | - | - | - | - | - | - | - | - | - | - | - | - | - | - | - | - | - | - |
| Undiagnosed and not insane | | 0 | 0 | - | - | - | - | - | - | - | - | - | - | - | - | - | - | - | - | - | - | - | - |
| SPANISH-AMERICAN, total | 93 | 69 | 24 | 0 | 1 | 1 | 0 | 7 | 4 | 9 | 1 | 11 | 3 | 12 | 5 | 14 | 5 | 9 | 3 | 4 | 2 | 2 | 0 |
| Schizophrenic reactions | | 17 | 9 | - | - | - | - | 1 | 2 | 2 | 1 | 5 | 2 | 5 | 1 | 3 | 2 | 1 | 1 | - | - | - | - |
| Other psychotic disorders | | 0 | 1 | - | - | - | - | - | - | - | - | - | - | - | - | - | - | 1 | - | - | - | - | - |
| Alcoholics | | 9 | 1 | - | - | - | - | - | - | - | - | 1 | - | 2 | 1 | 4 | - | 2 | - | - | - | - | - |
| Other personality disorders | | 4 | 0 | - | - | - | - | 2 | - | 1 | - | - | - | 1 | - | - | - | - | - | - | - | - | - |
| Diseases of senium | | 8 | 3 | - | - | - | - | - | - | - | - | - | - | - | - | 1 | - | 3 | 1 | 3 | 2 | 1 | - |
| Convulsive disorders | | 3 | 2 | - | - | 1 | - | - | 1 | 1 | - | - | - | 1 | - | - | - | 1 | - | - | - | - | - |
| Other brain syndromes | | 8 | 0 | - | - | - | - | - | - | 1 | - | 1 | - | - | - | 3 | - | 1 | - | 1 | - | 1 | - |
| Mental deficientes | | 10 | 6 | - | - | - | - | - | 1 | 1 | - | 3 | 1 | 3 | 1 | 3 | 3 | - | - | - | - | - | - |
| Undiagnosed and not insane | | 10 | 2 | - | 1 | - | - | 4 | - | 3 | - | 1 | - | 1 | 1 | - | - | 1 | - | - | - | - | - |
| OTHER, total | 350 | 179 | 171 | 0 | 0 | 2 | 0 | 14 | 2 | 14 | 9 | 23 | 20 | 28 | 24 | 36 | 37 | 32 | 35 | 27 | 27 | 3 | 17 |
| Schizophrenic reactions | | 62 | 59 | - | - | - | - | 2 | - | 2 | 4 | 8 | 5 | 15 | 10 | 12 | 17 | 14 | 17 | 9 | 5 | - | 1 |
| Other psychotic disorders | | 6 | 5 | - | - | - | - | - | - | - | - | - | 1 | - | - | - | - | 4 | 2 | 2 | 1 | - | 1 |
| Alcoholics | | 15 | 4 | - | - | - | - | - | - | 1 | - | 4 | 1 | 2 | 1 | 5 | 1 | 1 | 1 | 2 | - | - | - |
| Other personality disorders | | 8 | 5 | - | - | 1 | - | 1 | - | 1 | - | 1 | 1 | 1 | 2 | 2 | - | 1 | 2 | - | - | - | - |
| Diseases of senium | | 21 | 38 | - | - | - | - | - | - | - | - | - | - | - | - | - | 1 | 6 | 5 | 12 | 18 | 3 | 14 |
| Convulsive disorders | | 8 | 3 | - | - | - | - | 3 | - | - | 1 | 1 | - | 2 | - | 2 | 1 | - | 1 | - | - | - | - |
| Other brain syndromes | | 19 | 17 | - | - | 1 | - | - | 1 | 1 | - | 2 | 2 | 3 | 2 | 8 | 6 | 4 | 4 | - | 1 | - | 1 |
| Mental deficientes | | 19 | 28 | - | - | - | - | 2 | 1 | 5 | 2 | 2 | 6 | 4 | 7 | 4 | 10 | 1 | 2 | 1 | - | - | - |
| Undiagnosed and not insane | | 21 | 12 | - | - | - | - | 6 | - | 4 | 2 | 5 | 4 | 1 | 2 | 3 | 1 | 1 | 1 | 1 | 2 | - | - |

PUEBLO AREA¹ PATIENTS PRESENT JUNE 30, 1962,
BY ETHNIC GROUP, SEX, PSYCHIATRIC DIAGNOSIS AND AGE

Table XI continued

| Ethnic group; diagnosis | TOTAL | M | F | Under 15 | | 15-18 | | 19-24 | | 25-34 | | 35-44 | | 45-54 | | 55-64 | | 65-74 | | 75-84 | | 85 and over | |
|-----------------------------|-------|-----|-----|-------------|---|-------|---|-------|---|-------|----|-------|----|-------|----|-------|----|-------|----|-------|----|----------------|----|
| | | | | M | F | M | F | M | F | M | F | M | F | M | F | M | F | M | F | M | F | M | F |
| UNASCERTAINED, total | 38 | 19 | 19 | 1 | 0 | 0 | 1 | 2 | 3 | 4 | 1 | 1 | 3 | 2 | 0 | 3 | 1 | 1 | 3 | 4 | 5 | 1 | 2 |
| Schizophrenic reactions | | 2 | 5 | - | - | - | 1 | - | 1 | - | - | - | - | 1 | - | - | - | 1 | - | - | 3 | - | - |
| Other psychotic disorders | | 0 | 1 | - | - | - | - | - | - | - | - | - | - | - | - | 1 | - | - | - | - | - | - | - |
| Alcoholics | | 2 | 0 | - | - | - | - | - | - | 1 | - | - | - | 1 | - | - | - | - | - | - | - | - | - |
| Other personality disorders | | 2 | 0 | - | - | - | - | - | - | - | - | - | - | - | - | 2 | - | - | - | - | - | - | - |
| Diseases of senium | | 4 | 5 | - | - | - | - | - | - | - | - | - | - | - | - | - | - | 2 | 3 | 2 | 1 | 1 | |
| Convulsive disorders | | 0 | 0 | - | - | - | - | - | - | - | - | - | - | - | - | - | - | - | - | - | - | - | |
| Other brain syndromes | | 1 | 0 | - | - | - | - | - | - | - | - | - | - | - | - | 1 | - | - | - | - | - | - | |
| Mental deficientes | | 0 | 0 | - | - | - | - | - | - | - | - | - | - | - | - | - | - | - | - | - | - | - | |
| Undiagnosed and not insane | | 8 | 8 | 1 | - | - | - | 2 | 2 | 3 | 1 | 1 | 3 | - | - | - | - | 1 | 1 | - | - | 1 | |
| GRAND TOTAL | 529 | 300 | 229 | 1 | 1 | 3 | 1 | 24 | 9 | 27 | 11 | 42 | 29 | 47 | 30 | 60 | 45 | 47 | 44 | 39 | 39 | 10 | 20 |
| Schizophrenic reactions | 175 | 95 | 80 | - | - | - | 1 | 3 | 3 | 4 | 5 | 17 | 9 | 25 | 11 | 18 | 21 | 19 | 19 | 9 | 10 | - | 1 |
| Other psychotic disorders | 14 | 7 | 7 | - | - | - | - | - | - | - | - | - | 1 | - | - | - | 1 | 4 | 3 | 3 | 1 | - | 1 |
| Alcoholics | 34 | 29 | 5 | - | - | - | - | - | - | 2 | - | 5 | 1 | 5 | 2 | 11 | 1 | 4 | 1 | 2 | - | - | - |
| Other personality disorders | 20 | 15 | 5 | - | - | 1 | - | 4 | - | 2 | - | 1 | 1 | 2 | 2 | 4 | - | 1 | 2 | - | - | - | - |
| Diseases of senium | 90 | 40 | 50 | - | - | - | - | - | - | - | - | - | - | - | - | 1 | 1 | 10 | 10 | 20 | 23 | 9 | 16 |
| Convulsive disorders | 17 | 11 | 6 | - | - | 1 | - | 3 | 1 | 1 | 1 | 1 | - | 2 | 1 | 2 | 1 | 1 | 1 | - | 1 | - | - |
| Other brain syndromes | 48 | 30 | 18 | - | - | 1 | - | - | 1 | 2 | - | 3 | 2 | 3 | 3 | 13 | 6 | 5 | 4 | 2 | 1 | 1 | 1 |
| Mental deficientes | 68 | 33 | 35 | - | - | - | - | 2 | 2 | 6 | 2 | 7 | 8 | 8 | 8 | 8 | 13 | 1 | 2 | 1 | - | - | - |
| Undiagnosed and not insane | 63 | 40 | 23 | 1 | 1 | - | - | 12 | 2 | 10 | 3 | 8 | 7 | 2 | 3 | 3 | 1 | 2 | 2 | 2 | 3 | - | 1 |

¹ Pueblo

¹ Pueblo

TABLE XII

SOUTHEASTERN AREA¹ PATIENTS PRESENT JUNE 30, 1962,
BY ETHNIC GROUP, SEX, PSYCHIATRIC DIAGNOSIS AND AGE

| Ethnic group; diagnosis | TOTAL | M | F | Under 15 | | 15-18 | | 19-24 | | 25-34 | | 35-44 | | 45-54 | | 55-64 | | 65-74 | | 75-84 | | 85 and over | |
|------------------------------|-------|----|----|-------------|---|-------|---|-------|---|-------|---|-------|---|-------|---|-------|---|-------|---|-------|---|----------------|---|
| | | | | M | F | M | F | M | F | M | F | M | F | M | F | M | F | M | F | M | F | M | F |
| AMERICAN INDIAN, total | 1 | 1 | 0 | 0 | 0 | 0 | 0 | 0 | 0 | 1 | 0 | 0 | 0 | 0 | 0 | 0 | 0 | 0 | 0 | 0 | 0 | 0 | 0 |
| Schizophrenic reactions | | 0 | 0 | - | - | - | - | - | - | - | - | - | - | - | - | - | - | - | - | - | - | - | - |
| Other psychotic disorders | | 0 | 0 | - | - | - | - | - | - | - | - | - | - | - | - | - | - | - | - | - | - | - | - |
| Alcoholics | | 0 | 0 | - | - | - | - | - | - | - | - | - | - | - | - | - | - | - | - | - | - | - | - |
| Other personality disorders | | 0 | 0 | - | - | - | - | - | - | - | - | - | - | - | - | - | - | - | - | - | - | - | - |
| Diseases of senium | | 0 | 0 | - | - | - | - | - | - | - | - | - | - | - | - | - | - | - | - | - | - | - | - |
| Convulsive disorders | | 0 | 0 | - | - | - | - | - | - | - | - | - | - | - | - | - | - | - | - | - | - | - | - |
| Other brain syndromes | | 0 | 0 | - | - | - | - | - | - | - | - | - | - | - | - | - | - | - | - | - | - | - | - |
| Mental deficient | | 1 | 0 | - | - | - | - | - | - | 1 | - | - | - | - | - | - | - | - | - | - | - | - | - |
| Undiagnosed and not insane | | 0 | 0 | - | - | - | - | - | - | - | - | - | - | - | - | - | - | - | - | - | - | - | - |
| ITALIAN, total | 21 | 10 | 11 | 0 | 0 | 0 | 0 | 0 | 0 | 0 | 0 | 1 | 1 | 2 | 3 | 2 | 2 | 4 | 4 | 1 | 0 | 0 | 1 |
| Schizophrenic reactions | | 5 | 3 | - | - | - | - | - | - | - | - | - | - | 1 | 1 | 2 | 1 | 1 | 1 | 1 | - | - | - |
| Other psychotic disorders | | 0 | 2 | - | - | - | - | - | - | - | - | - | - | - | - | - | - | 2 | - | - | - | - | - |
| Alcoholics | | 0 | 0 | - | - | - | - | - | - | - | - | - | - | - | - | - | - | - | - | - | - | - | - |
| Other personality disorders | | 0 | 2 | - | - | - | - | - | - | - | - | 1 | - | - | - | 1 | - | - | - | - | - | - | - |
| Diseases of senium | | 1 | 2 | - | - | - | - | - | - | - | - | - | - | - | - | - | - | 1 | 1 | - | - | - | 1 |
| Convulsive disorders | | 1 | 0 | - | - | - | - | - | - | - | - | - | - | 1 | - | - | - | - | - | - | - | - | - |
| Other brain syndromes | | 0 | 1 | - | - | - | - | - | - | - | - | - | - | 1 | - | - | - | - | - | - | - | - | - |
| Mental deficient | | 2 | 0 | - | - | - | - | - | - | - | - | - | - | - | - | - | - | 2 | - | - | - | - | - |
| Undiagnosed and not insane | | 1 | 1 | - | - | - | - | - | - | - | - | 1 | - | - | 1 | - | - | - | - | - | - | - | - |
| NEGRO, total | 7 | 4 | 3 | 0 | 0 | 0 | 0 | 0 | 0 | 0 | 1 | 1 | 0 | 0 | 0 | 1 | 1 | 0 | 0 | 1 | 1 | 1 | 0 |
| Schizophrenic reactions | | 3 | 2 | - | - | - | - | - | - | 1 | - | - | - | - | - | 1 | 1 | - | - | 1 | - | 1 | - |
| Other psychotic disorders | | 0 | 0 | - | - | - | - | - | - | - | - | - | - | - | - | - | - | - | - | - | - | - | - |
| Alcoholics | | 1 | 0 | - | - | - | - | - | - | - | - | 1 | - | - | - | - | - | - | - | - | - | - | - |
| Other personality disorders | | 0 | 0 | - | - | - | - | - | - | - | - | - | - | - | - | - | - | - | - | - | - | - | - |
| Diseases of senium | | 0 | 1 | - | - | - | - | - | - | - | - | - | - | - | - | - | - | - | - | - | 1 | - | - |
| Convulsive disorders | | 0 | 0 | - | - | - | - | - | - | - | - | - | - | - | - | - | - | - | - | - | - | - | - |
| Other brain syndromes | | 0 | 0 | - | - | - | - | - | - | - | - | - | - | - | - | - | - | - | - | - | - | - | - |
| Mental deficient | | 0 | 0 | - | - | - | - | - | - | - | - | - | - | - | - | - | - | - | - | - | - | - | - |
| Undiagnosed and not insane | | 0 | 0 | - | - | - | - | - | - | - | - | - | - | - | - | - | - | - | - | - | - | - | - |

SOUTHEASTERN AREA¹ PATIENTS PRESENT JUNE 30, 1962,
BY ETHNIC GROUP, SEX, PSYCHIATRIC DIAGNOSIS AND AGE

Table XII continued

| Ethnic group; diagnosis | TOTAL | M | F | Under 15 | | 15-18 | | 19-24 | | 25-34 | | 35-44 | | 45-54 | | 55-64 | | 65-74 | | 75-84 | | 85 and over | |
|-------------------------------|-------|-----|-----|-------------|---|-------|---|-------|---|-------|---|-------|----|-------|----|-------|----|-------|----|-------|----|----------------|----|
| | | | | M | F | M | F | M | F | M | F | M | F | M | F | M | F | M | F | M | F | M | F |
| ORIENTAL, total | 1 | 0 | 1 | 0 | 0 | 0 | 0 | 0 | 0 | 0 | 0 | 0 | 0 | 0 | 0 | 0 | 1 | 0 | 0 | 0 | 0 | 0 | 0 |
| Schizophrenic reactions | | 0 | 0 | - | - | - | - | - | - | - | - | - | - | - | - | - | - | - | - | - | - | - | - |
| Other psychotic disorders | | 0 | 1 | - | - | - | - | - | - | - | - | - | - | - | 1 | - | - | - | - | - | - | - | - |
| Alcoholics | | 0 | 0 | - | - | - | - | - | - | - | - | - | - | - | - | - | - | - | - | - | - | - | - |
| Other personality disorders | | 0 | 0 | - | - | - | - | - | - | - | - | - | - | - | - | - | - | - | - | - | - | - | - |
| Diseases of senium | | 0 | 0 | - | - | - | - | - | - | - | - | - | - | - | - | - | - | - | - | - | - | - | - |
| Convulsive disorders | | 0 | 0 | - | - | - | - | - | - | - | - | - | - | - | - | - | - | - | - | - | - | - | - |
| Other brain syndromes | | 0 | 0 | - | - | - | - | - | - | - | - | - | - | - | - | - | - | - | - | - | - | - | - |
| Mental deficient | | 0 | 0 | - | - | - | - | - | - | - | - | - | - | - | - | - | - | - | - | - | - | - | - |
| Undiagnosed and not insane | | 0 | 0 | - | - | - | - | - | - | - | - | - | - | - | - | - | - | - | - | - | - | - | - |
| SPANISH-AMERICAN, total | 156 | 109 | 47 | 0 | 0 | 0 | 0 | 5 | 4 | 16 | 5 | 26 | 5 | 22 | 13 | 16 | 6 | 14 | 10 | 8 | 3 | 2 | 1 |
| Schizophrenic reactions | | 38 | 23 | - | - | - | - | - | - | 6 | 2 | 10 | 4 | 10 | 7 | 5 | 5 | 5 | 4 | 2 | 1 | - | - |
| Other psychotic disorders | | 1 | 1 | - | - | - | - | - | - | - | - | - | - | - | - | - | - | 1 | 1 | - | - | - | - |
| Alcoholics | | 13 | 1 | - | - | - | - | - | - | 3 | - | 4 | 1 | 2 | - | 1 | - | 3 | - | - | - | - | - |
| Other personality disorders | | 3 | 1 | - | - | - | - | - | 1 | - | - | 1 | - | 1 | - | 1 | - | - | - | - | - | - | - |
| Diseases of senium | | 8 | 5 | - | - | - | - | - | - | - | - | - | - | - | - | - | - | 2 | 3 | 4 | 1 | 2 | 1 |
| Convulsive disorders | | 11 | 2 | - | - | - | - | 2 | - | 2 | - | 3 | - | 1 | - | 3 | 1 | - | 1 | - | - | - | - |
| Other brain syndromes | | 5 | 1 | - | - | - | - | - | 1 | - | - | 1 | - | - | - | 2 | - | 2 | - | - | - | - | - |
| Mental deficient | | 26 | 13 | - | - | - | - | 2 | 2 | 5 | 3 | 6 | - | 7 | 6 | 4 | - | 1 | 1 | 1 | 1 | - | - |
| Undiagnosed and not insane | | 4 | 0 | - | - | - | - | 1 | - | - | - | 1 | - | 1 | - | - | - | - | - | 1 | - | - | - |
| OTHER, total | 282 | 151 | 131 | 1 | 0 | 0 | 1 | 4 | 0 | 15 | 6 | 18 | 14 | 28 | 25 | 33 | 32 | 28 | 24 | 19 | 18 | 5 | 11 |
| Schizophrenic reactions | | 72 | 70 | - | - | - | - | 2 | - | 7 | - | 5 | 10 | 17 | 16 | 12 | 20 | 17 | 16 | 10 | 6 | 2 | 2 |
| Other psychotic disorders | | 1 | 5 | - | - | - | - | - | - | - | - | - | - | - | 1 | - | 1 | 1 | - | 2 | - | - | - |
| Alcoholics | | 11 | 0 | - | - | - | - | - | - | 2 | - | 1 | - | 1 | - | 5 | - | 2 | - | - | - | - | - |
| Other personality disorders | | 2 | 2 | 1 | - | - | - | 1 | - | - | - | - | - | - | - | 2 | - | - | - | - | - | - | - |
| Diseases of senium | | 14 | 23 | - | - | - | - | - | - | - | - | - | - | - | - | 1 | 1 | 2 | 4 | 9 | 9 | 2 | 9 |
| Convulsive disorders | | 4 | 3 | - | - | - | - | - | - | - | - | 1 | - | 2 | - | 1 | 2 | - | 1 | - | - | - | - |
| Other brain syndromes | | 13 | 7 | - | - | - | 1 | - | - | - | - | 1 | 1 | 3 | 1 | 8 | 2 | 1 | 1 | - | 1 | - | - |
| Mental deficient | | 31 | 18 | - | - | - | - | 1 | - | 6 | 5 | 9 | 1 | 5 | 7 | 6 | 4 | 4 | 1 | - | - | - | - |
| Undiagnosed and not insane | | 3 | 3 | - | - | - | - | - | - | - | 1 | 1 | 2 | - | - | - | - | 1 | - | - | - | 1 | - |

SOUTHEASTERN AREA¹ PATIENTS PRESENT JUNE 30, 1962,
BY ETHNIC GROUP, SEX, PSYCHIATRIC DIAGNOSIS AND AGE

Table XII continued

| Ethnic group; diagnosis | TOTAL | M | F | Under 15 | | 15-18 | | 19-24 | | 25-34 | | 35-44 | | 45-54 | | 55-64 | | 65-74 | | 75-84 | | 85 and over | |
|-----------------------------|------------|-----|-----|-------------|---|-------|---|-------|---|-------|----|-------|----|-------|----|-------|----|-------|----|-------|----|----------------|----|
| | | | | M | F | M | F | M | F | M | F | M | F | M | F | M | F | M | F | M | F | M | F |
| UNASCERTAINED, total | 31 | 18 | 13 | 0 | 1 | 0 | 0 | 1 | 1 | 1 | 1 | 3 | 3 | 3 | 1 | 3 | 1 | 4 | 2 | 2 | 2 | 1 | 1 |
| Schizophrenic reactions | | 1 | 5 | - | 1 | - | - | - | - | - | - | - | 1 | - | - | - | - | 1 | 1 | - | 1 | - | 1 |
| Other psychotic disorders | | 2 | 1 | - | - | - | - | 1 | - | - | - | 1 | - | - | 1 | - | - | - | - | - | - | - | - |
| Alcoholics | | 5 | 1 | - | - | - | - | - | - | - | - | 2 | 1 | 2 | - | 1 | - | - | - | - | - | - | - |
| Other personality disorders | | 0 | 0 | - | - | - | - | - | - | - | - | - | - | - | - | - | - | - | - | - | - | - | - |
| Diseases of senium | | 6 | 1 | - | - | - | - | - | - | - | - | - | - | - | - | 1 | - | 2 | 1 | 2 | - | 1 | - |
| Convulsive disorders | | 0 | 0 | - | - | - | - | - | - | - | - | - | - | - | - | - | - | - | - | - | - | - | - |
| Other brain syndromes | | 1 | 0 | - | - | - | - | - | - | - | - | - | - | - | - | - | - | 1 | - | - | - | - | - |
| Mental deficientes | | 0 | 1 | - | - | - | - | - | - | - | - | - | 1 | - | - | - | - | - | - | - | - | - | - |
| Undiagnosed and not insane | | 3 | 4 | - | - | - | - | - | 1 | 1 | 1 | - | - | 1 | - | 1 | 1 | - | - | - | 1 | - | - |
| GRAND TOTAL | 499 | 293 | 206 | 1 | 1 | 0 | 1 | 10 | 5 | 33 | 13 | 49 | 23 | 55 | 42 | 55 | 43 | 50 | 40 | 31 | 24 | 9 | 14 |
| Schizophrenic reactions | 222 | 119 | 103 | - | 1 | - | - | 2 | - | 13 | 3 | 15 | 15 | 28 | 24 | 20 | 27 | 24 | 22 | 14 | 8 | 3 | 3 |
| Other psychotic disorders | 14 | 4 | 10 | - | - | - | - | 1 | - | - | - | 1 | - | - | 2 | - | 2 | 2 | 4 | - | 2 | - | - |
| Alcoholics | 32 | 30 | 2 | - | - | - | - | - | - | 5 | - | 8 | 2 | 5 | - | 7 | - | 5 | - | - | - | - | - |
| Other personality disorders | 10 | 5 | 5 | 1 | - | - | - | 1 | 1 | - | - | 1 | 1 | 1 | - | 1 | 3 | - | - | - | - | - | - |
| Diseases of senium | 61 | 29 | 32 | - | - | - | - | - | - | - | - | - | - | - | - | 2 | 1 | 7 | 9 | 15 | 11 | 5 | 11 |
| Convulsive disorders | 21 | 16 | 5 | - | - | - | - | 2 | - | 2 | - | 4 | - | 4 | - | 4 | 3 | - | 2 | - | - | - | - |
| Other brain syndromes | 28 | 19 | 9 | - | - | - | 1 | - | 1 | - | - | 2 | 1 | 3 | 2 | 10 | 2 | 4 | 1 | - | 1 | - | - |
| Mental deficientes | 92 | 60 | 32 | - | - | - | - | 3 | 2 | 12 | 8 | 15 | 2 | 12 | 13 | 10 | 4 | 7 | 2 | 1 | 1 | - | - |
| Undiagnosed and not insane | 19 | 11 | 8 | - | - | - | - | 1 | 1 | 1 | 2 | 3 | 2 | 2 | 1 | 1 | 1 | 1 | - | 1 | 1 | 1 | - |
| ¹ Alamosa | Kiowa | | | | | | | | | | | | | | | | | | | | | | |
| Baca | Las Animas | | | | | | | | | | | | | | | | | | | | | | |
| Bent | Mineral | | | | | | | | | | | | | | | | | | | | | | |
| Conejos | Otero | | | | | | | | | | | | | | | | | | | | | | |
| Costilla | Prowers | | | | | | | | | | | | | | | | | | | | | | |
| Crowley | Rio Grande | | | | | | | | | | | | | | | | | | | | | | |
| Huerfano | Saguache | | | | | | | | | | | | | | | | | | | | | | |

TABLE XIII

WESTERN AREA¹ PATIENTS PRESENT JUNE 30, 1962,
BY ETHNIC GROUP, SEX, PSYCHIATRIC DIAGNOSIS AND AGE

| Ethnic group; diagnosis | TOTAL | M | F | Under 15 | | 15-18 | | 19-24 | | 25-34 | | 35-44 | | 45-54 | | 55-64 | | 65-74 | | 75-84 | | 85 and over | |
|------------------------------|-------|---|---|-------------|---|-------|---|-------|---|-------|---|-------|---|-------|---|-------|---|-------|---|-------|---|----------------|---|
| | | | | M | F | M | F | M | F | M | F | M | F | M | F | M | F | M | F | M | F | M | F |
| AMERICAN INDIAN, total | 3 | 2 | 1 | 0 | 0 | 0 | 0 | 0 | 0 | 1 | 1 | 0 | 0 | 0 | 0 | 1 | 0 | 0 | 0 | 0 | 0 | 0 | 0 |
| Schizophrenic reactions | | 0 | 0 | - | - | - | - | - | - | - | - | - | - | - | - | - | - | - | - | - | - | - | - |
| Other psychotic disorders | | 0 | 0 | - | - | - | - | - | - | - | - | - | - | - | - | - | - | - | - | - | - | - | - |
| Alcoholics | | 0 | 1 | - | - | - | - | - | - | - | 1 | - | - | - | - | - | - | - | - | - | - | - | - |
| Other personality disorders | | 0 | 0 | - | - | - | - | - | - | - | - | - | - | - | - | - | - | - | - | - | - | - | - |
| Diseases of senium | | 0 | 0 | - | - | - | - | - | - | - | - | - | - | - | - | - | - | - | - | - | - | - | - |
| Convulsive disorders | | 0 | 0 | - | - | - | - | - | - | - | - | - | - | - | - | - | - | - | - | - | - | - | - |
| Other brain syndromes | | 1 | 0 | - | - | - | - | - | - | - | - | - | - | 1 | - | - | - | - | - | - | - | - | - |
| Mental deficient | | 1 | 0 | - | - | - | - | - | - | 1 | - | - | - | - | - | - | - | - | - | - | - | - | - |
| Undiagnosed and not insane | | 0 | 0 | - | - | - | - | - | - | - | - | - | - | - | - | - | - | - | - | - | - | - | - |
| ITALIAN, total | 14 | 8 | 6 | 0 | 0 | 0 | 0 | 0 | 0 | 0 | 0 | 1 | 0 | 2 | 2 | 1 | 1 | 0 | 1 | 2 | 2 | 2 | 0 |
| Schizophrenic reactions | | 4 | 3 | - | - | - | - | - | - | - | - | 1 | - | 2 | 1 | 1 | 1 | - | - | - | 1 | - | - |
| Other psychotic disorders | | 0 | 1 | - | - | - | - | - | - | - | - | - | - | - | - | - | - | - | - | 1 | - | - | - |
| Alcoholics | | 0 | 0 | - | - | - | - | - | - | - | - | - | - | - | - | - | - | - | - | - | - | - | - |
| Other personality disorders | | 0 | 0 | - | - | - | - | - | - | - | - | - | - | - | - | - | - | - | - | - | - | - | - |
| Diseases of senium | | 3 | 1 | - | - | - | - | - | - | - | - | - | - | - | - | - | - | 1 | 1 | - | - | 2 | - |
| Convulsive disorders | | 0 | 1 | - | - | - | - | - | - | - | - | - | - | 1 | - | - | - | - | - | - | - | - | - |
| Other brain syndromes | | 0 | 0 | - | - | - | - | - | - | - | - | - | - | - | - | - | - | - | - | - | - | - | - |
| Mental deficient | | 1 | 0 | - | - | - | - | - | - | - | - | - | - | - | - | - | - | 1 | - | - | - | - | - |
| Undiagnosed and not insane | | 0 | 0 | - | - | - | - | - | - | - | - | - | - | - | - | - | - | - | - | - | - | - | - |
| NEGRO, total | 4 | 1 | 3 | 0 | 0 | 0 | 0 | 0 | 0 | 0 | 0 | 0 | 2 | 1 | 0 | 0 | 0 | 0 | 0 | 0 | 0 | 0 | 1 |
| Schizophrenic reactions | | 0 | 1 | - | - | - | - | - | - | - | - | - | 1 | - | - | - | - | - | - | - | - | - | - |
| Other psychotic disorders | | 0 | 0 | - | - | - | - | - | - | - | - | - | - | - | - | - | - | - | - | - | - | - | - |
| Alcoholics | | 0 | 0 | - | - | - | - | - | - | - | - | - | - | - | - | - | - | - | - | - | - | - | - |
| Other personality disorders | | 0 | 0 | - | - | - | - | - | - | - | - | - | - | - | - | - | - | - | - | - | - | - | - |
| Diseases of senium | | 0 | 1 | - | - | - | - | - | - | - | - | - | - | - | - | - | - | - | - | - | - | 1 | - |
| Convulsive disorders | | 0 | 0 | - | - | - | - | - | - | - | - | - | - | - | - | - | - | - | - | - | - | - | - |
| Other brain syndromes | | 0 | 0 | - | - | - | - | - | - | - | - | - | - | - | - | - | - | - | - | - | - | - | - |
| Mental deficient | | 0 | 1 | - | - | - | - | - | - | - | - | 1 | - | - | - | - | - | - | - | - | - | - | - |
| Undiagnosed and not insane | | 1 | 0 | - | - | - | - | - | - | - | - | - | - | 1 | - | - | - | - | - | - | - | - | - |

WESTERN AREA¹ PATIENTS PRESENT JUNE 30, 1962,
BY ETHNIC GROUP, SEX, PSYCHIATRIC DIAGNOSIS AND AGE

Table XIII continued

| Ethnic group; diagnosis | TOTAL | M | F | Under 15 | | 15-18 | | 19-24 | | 25-34 | | 35-44 | | 45-54 | | 55-64 | | 65-74 | | 75-84 | | 85 and over | |
|-------------------------------|-------|-----|-----|-------------|---|-------|---|-------|---|-------|---|-------|----|-------|----|-------|----|-------|----|-------|----|----------------|----|
| | | | | M | F | M | F | M | F | M | F | M | F | M | F | M | F | M | F | M | F | M | F |
| ORIENTAL, total | 0 | 0 | 0 | 0 | 0 | 0 | 0 | 0 | 0 | 0 | 0 | 0 | 0 | 0 | 0 | 0 | 0 | 0 | 0 | 0 | 0 | 0 | 0 |
| Schizophrenic reactions | | 0 | 0 | - | - | - | - | - | - | - | - | - | - | - | - | - | - | - | - | - | - | - | - |
| Other psychotic disorders | | 0 | 0 | - | - | - | - | - | - | - | - | - | - | - | - | - | - | - | - | - | - | - | - |
| Alcoholics | | 0 | 0 | - | - | - | - | - | - | - | - | - | - | - | - | - | - | - | - | - | - | - | - |
| Other personality disorders | | 0 | 0 | - | - | - | - | - | - | - | - | - | - | - | - | - | - | - | - | - | - | - | - |
| Diseases of senium | | 0 | 0 | - | - | - | - | - | - | - | - | - | - | - | - | - | - | - | - | - | - | - | - |
| Convulsive disorders | | 0 | 0 | - | - | - | - | - | - | - | - | - | - | - | - | - | - | - | - | - | - | - | - |
| Other brain syndromes | | 0 | 0 | - | - | - | - | - | - | - | - | - | - | - | - | - | - | - | - | - | - | - | - |
| Mental deficientes | | 0 | 0 | - | - | - | - | - | - | - | - | - | - | - | - | - | - | - | - | - | - | - | - |
| Undiagnosed and not insane | | 0 | 0 | - | - | - | - | - | - | - | - | - | - | - | - | - | - | - | - | - | - | - | - |
| SPANISH-AMERICAN, total | 38 | 25 | 13 | 1 | 0 | 0 | 1 | 2 | 2 | 1 | 2 | 4 | 2 | 4 | 2 | 7 | 0 | 3 | 3 | 3 | 1 | 0 | 0 |
| Schizophrenic reactions | | 6 | 5 | - | - | - | - | - | 1 | - | 1 | 2 | 2 | 3 | - | 1 | - | - | 1 | - | - | - | - |
| Other psychotic disorders | | 0 | 0 | - | - | - | - | - | - | - | - | - | - | - | - | - | - | - | - | - | - | - | - |
| Alcoholics | | 2 | 0 | - | - | - | - | - | - | - | - | - | - | - | - | - | - | 1 | - | 1 | - | - | - |
| Other personality disorders | | 1 | 2 | - | - | - | - | 1 | 1 | - | 1 | - | - | - | - | - | - | - | - | - | - | - | - |
| Diseases of senium | | 2 | 0 | - | - | - | - | - | - | - | - | - | - | 1 | - | - | - | - | - | 1 | - | - | - |
| Convulsive disorders | | 1 | 2 | - | - | - | 1 | - | - | 1 | - | - | - | 1 | - | - | - | - | - | - | - | - | - |
| Other brain syndromes | | 5 | 0 | - | - | - | - | - | - | - | - | - | - | - | - | 3 | - | 1 | - | 1 | - | - | - |
| Mental deficientes | | 7 | 3 | - | - | - | - | 1 | - | - | - | 2 | - | - | 1 | 3 | - | 1 | 2 | - | - | - | - |
| Undiagnosed and not insane | | 1 | 1 | 1 | - | - | - | - | - | - | - | - | - | - | - | - | - | - | - | 1 | - | - | - |
| OTHER, total | 367 | 208 | 159 | 0 | 0 | 5 | 3 | 9 | 1 | 24 | 9 | 23 | 17 | 37 | 22 | 42 | 44 | 31 | 32 | 27 | 17 | 10 | 14 |
| Schizophrenic reactions | | 93 | 75 | - | - | 1 | 2 | 4 | 1 | 7 | - | 14 | 14 | 19 | 11 | 25 | 24 | 10 | 14 | 11 | 5 | 2 | 4 |
| Other psychotic disorders | | 5 | 5 | - | - | - | - | - | - | - | - | - | - | 1 | - | 1 | 3 | 1 | 2 | 2 | - | - | - |
| Alcoholics | | 10 | 2 | - | - | - | - | - | - | 1 | - | 1 | - | 1 | - | 2 | - | 5 | 2 | - | - | - | - |
| Other personality disorders | | 4 | 4 | - | - | 1 | 1 | 2 | - | - | - | 1 | - | - | 1 | - | - | - | - | 1 | - | 1 | - |
| Diseases of senium | | 28 | 24 | - | - | - | - | - | - | - | - | - | - | - | - | - | 2 | 6 | 6 | 14 | 8 | 8 | 8 |
| Convulsive disorders | | 12 | 5 | - | - | - | - | - | - | 3 | - | 2 | - | 3 | 2 | 2 | 2 | 2 | 1 | - | - | - | - |
| Other brain syndromes | | 13 | 10 | - | - | - | - | - | - | 2 | - | 2 | - | 6 | 1 | 3 | 3 | 2 | 3 | - | 1 | - | - |
| Mental deficientes | | 35 | 29 | - | - | 2 | - | 1 | - | 12 | 6 | 2 | 3 | 5 | 7 | 8 | 6 | 5 | 4 | - | 2 | - | 1 |
| Undiagnosed and not insane | | 8 | 5 | - | - | 1 | - | 2 | - | 1 | 1 | 1 | - | 2 | - | 1 | 4 | - | - | - | - | - | - |

WESTERN AREA¹ PATIENTS PRESENT JUNE 30, 1962,
BY ETHNIC GROUP, SEX, PSYCHIATRIC DIAGNOSIS AND AGE

Table XIII continued

| Ethnic group; diagnosis | TOTAL | M | F | Under 15 | | 15-18 | | 19-24 | | 25-34 | | 35-44 | | 45-54 | | 55-64 | | 65-74 | | 75-84 | | 85 and over | |
|-----------------------------|------------|-----|-----|-------------|---|-------|---|-------|---|-------|----|-------|----|-------|----|-------|----|-------|----|-------|----|----------------|----|
| | | | | M | F | M | F | M | F | M | F | M | F | M | F | M | F | M | F | M | F | M | F |
| UNASCERTAINED, total | 24 | 14 | 10 | 0 | 0 | 1 | 0 | 1 | 0 | 2 | 2 | 3 | 0 | 1 | 1 | 2 | 1 | 1 | 2 | 2 | 4 | 1 | 0 |
| Schizophrenic reactions | | 1 | 4 | - | - | - | - | - | - | - | 1 | - | - | - | 1 | 1 | 1 | - | - | - | 1 | - | - |
| Other psychotic disorders | | 0 | 0 | - | - | - | - | - | - | - | - | - | - | - | - | - | - | - | - | - | - | - | - |
| Alcoholics | | 1 | 0 | - | - | - | - | - | - | - | - | 1 | - | - | - | - | - | - | - | - | - | - | - |
| Other personality disorders | | 1 | 0 | - | - | - | - | - | - | - | - | 1 | - | - | - | - | - | - | - | - | - | - | - |
| Diseases of senium | | 3 | 2 | - | - | - | - | - | - | - | - | - | - | - | - | - | 1 | 1 | 1 | 1 | 1 | - | - |
| Convulsive disorders | | 0 | 0 | - | - | - | - | - | - | - | - | - | - | - | - | - | - | - | - | - | - | - | - |
| Other brain syndromes | | 2 | 0 | - | - | - | - | 1 | - | 1 | - | - | - | - | - | - | - | - | - | - | - | - | - |
| Mental deficientes | | 0 | 2 | - | - | - | - | - | - | - | - | - | - | - | - | - | - | 1 | - | 1 | - | - | - |
| Undiagnosed and not insane | | 6 | 2 | - | - | 1 | - | - | - | 1 | 1 | 1 | - | 1 | - | 1 | - | - | - | 1 | 1 | - | - |
| GRAND TOTAL | 450 | 258 | 192 | 1 | 0 | 6 | 4 | 12 | 3 | 28 | 14 | 31 | 21 | 45 | 27 | 53 | 46 | 35 | 38 | 34 | 24 | 13 | 15 |
| Schizophrenic reactions | 192 | 104 | 88 | - | - | 1 | 2 | 4 | 2 | 7 | 2 | 17 | 17 | 24 | 13 | 28 | 26 | 10 | 15 | 11 | 7 | 2 | 4 |
| Other psychotic disorders | 11 | 5 | 6 | - | - | - | - | - | - | - | - | - | - | 1 | - | 1 | 3 | 1 | 2 | 2 | 1 | - | - |
| Alcoholics | 16 | 13 | 3 | - | - | - | - | - | - | 1 | 1 | 2 | - | 1 | - | 2 | - | 6 | 2 | 1 | - | - | - |
| Other personality disorders | 12 | 6 | 6 | - | - | 1 | 1 | 3 | 1 | - | 1 | 2 | - | - | 1 | - | - | - | - | - | 1 | - | 1 |
| Diseases of senium | 64 | 36 | 28 | - | - | - | - | - | - | - | - | - | - | 1 | - | - | 2 | 7 | 8 | 17 | 9 | 11 | 9 |
| Convulsive disorders | 21 | 13 | 8 | - | - | - | 1 | - | - | 4 | - | 2 | - | 3 | 4 | 2 | 2 | 2 | 1 | - | - | - | - |
| Other brain syndromes | 31 | 21 | 10 | - | - | - | - | 1 | - | 1 | 2 | 2 | - | 6 | 1 | 7 | 3 | 3 | 3 | 1 | 1 | - | - |
| Mental deficientes | 79 | 44 | 35 | - | - | 2 | - | 2 | - | 13 | 6 | 4 | 4 | 5 | 8 | 11 | 6 | 6 | 7 | 1 | 3 | - | 1 |
| Undiagnosed and not insane | 24 | 16 | 8 | 1 | - | 2 | - | 2 | - | 2 | 2 | 2 | - | 4 | - | 2 | 4 | - | - | 1 | 2 | - | - |
| ¹ Archuleta | Moffat | | | | | | | | | | | | | | | | | | | | | | |
| Delta | Montezuma | | | | | | | | | | | | | | | | | | | | | | |
| Dolores | Montrose | | | | | | | | | | | | | | | | | | | | | | |
| Eagle | Ouray | | | | | | | | | | | | | | | | | | | | | | |
| Garfield | Pitkin | | | | | | | | | | | | | | | | | | | | | | |
| Grand | Rio Blanco | | | | | | | | | | | | | | | | | | | | | | |
| Gunnison | Routt | | | | | | | | | | | | | | | | | | | | | | |
| Hinsdale | San Juan | | | | | | | | | | | | | | | | | | | | | | |
| Jackson | San Miguel | | | | | | | | | | | | | | | | | | | | | | |
| La Plata | Summit | | | | | | | | | | | | | | | | | | | | | | |
| Mesa | | | | | | | | | | | | | | | | | | | | | | | |

TABLE XIV

PENAL SYSTEM¹ PATIENTS PRESENT JUNE 30, 1962,
BY ETHNIC GROUP, SEX, PSYCHIATRIC DIAGNOSIS AND AGE

| Ethnic group; diagnosis | TOTAL | M | F | Under 15 | | 15-18 | | 19-24 | | 25-34 | | 35-44 | | 45-54 | | 55-64 | | 65-74 | | 75-84 | | 85 and over | |
|------------------------------|-------|---|---|-------------|---|-------|---|-------|---|-------|---|-------|---|-------|---|-------|---|-------|---|-------|---|----------------|---|
| | | | | M | F | M | F | M | F | M | F | M | F | M | F | M | F | M | F | M | F | M | F |
| AMERICAN INDIAN, total | 0 | 0 | 0 | 0 | 0 | 0 | 0 | 0 | 0 | 0 | 0 | 0 | 0 | 0 | 0 | 0 | 0 | 0 | 0 | 0 | 0 | 0 | 0 |
| Schizophrenic reactions | | 0 | 0 | - | - | - | - | - | - | - | - | - | - | - | - | - | - | - | - | - | - | - | - |
| Other psychotic disorders | | 0 | 0 | - | - | - | - | - | - | - | - | - | - | - | - | - | - | - | - | - | - | - | - |
| Alcoholics | | 0 | 0 | - | - | - | - | - | - | - | - | - | - | - | - | - | - | - | - | - | - | - | - |
| Other personality disorders | | 0 | 0 | - | - | - | - | - | - | - | - | - | - | - | - | - | - | - | - | - | - | - | - |
| Diseases of senium | | 0 | 0 | - | - | - | - | - | - | - | - | - | - | - | - | - | - | - | - | - | - | - | - |
| Convulsive disorders | | 0 | 0 | - | - | - | - | - | - | - | - | - | - | - | - | - | - | - | - | - | - | - | - |
| Other brain syndromes | | 0 | 0 | - | - | - | - | - | - | - | - | - | - | - | - | - | - | - | - | - | - | - | - |
| Mental deficientes | | 0 | 0 | - | - | - | - | - | - | - | - | - | - | - | - | - | - | - | - | - | - | - | - |
| Undiagnosed and not insane | | 0 | 0 | - | - | - | - | - | - | - | - | - | - | - | - | - | - | - | - | - | - | - | - |
| ITALIAN, total | 2 | 2 | 0 | 0 | 0 | 0 | 0 | 0 | 0 | 0 | 0 | 0 | 0 | 0 | 0 | 1 | 0 | 1 | 0 | 0 | 0 | 0 | 0 |
| Schizophrenic reactions | | 2 | 0 | - | - | - | - | - | - | - | - | - | - | - | - | 1 | - | 1 | - | - | - | - | - |
| Other psychotic disorders | | 0 | 0 | - | - | - | - | - | - | - | - | - | - | - | - | - | - | - | - | - | - | - | - |
| Alcoholics | | 0 | 0 | - | - | - | - | - | - | - | - | - | - | - | - | - | - | - | - | - | - | - | - |
| Other personality disorders | | 0 | 0 | - | - | - | - | - | - | - | - | - | - | - | - | - | - | - | - | - | - | - | - |
| Diseases of senium | | 0 | 0 | - | - | - | - | - | - | - | - | - | - | - | - | - | - | - | - | - | - | - | - |
| Convulsive disorders | | 0 | 0 | - | - | - | - | - | - | - | - | - | - | - | - | - | - | - | - | - | - | - | - |
| Other brain syndromes | | 0 | 0 | - | - | - | - | - | - | - | - | - | - | - | - | - | - | - | - | - | - | - | - |
| Mental deficientes | | 0 | 0 | - | - | - | - | - | - | - | - | - | - | - | - | - | - | - | - | - | - | - | - |
| Undiagnosed and not insane | | 0 | 0 | - | - | - | - | - | - | - | - | - | - | - | - | - | - | - | - | - | - | - | - |
| NEGRO, total | 2 | 2 | 0 | 0 | 0 | 0 | 0 | 0 | 0 | 0 | 0 | 1 | 0 | 1 | 0 | 0 | 0 | 0 | 0 | 0 | 0 | 0 | 0 |
| Schizophrenic reactions | | 1 | 0 | - | - | - | - | - | - | - | - | - | - | 1 | - | - | - | - | - | - | - | - | - |
| Other psychotic disorders | | 0 | 0 | - | - | - | - | - | - | - | - | - | - | - | - | - | - | - | - | - | - | - | - |
| Alcoholics | | 0 | 0 | - | - | - | - | - | - | - | - | - | - | - | - | - | - | - | - | - | - | - | - |
| Other personality disorders | | 0 | 0 | - | - | - | - | - | - | - | - | - | - | - | - | - | - | - | - | - | - | - | - |
| Diseases of senium | | 0 | 0 | - | - | - | - | - | - | - | - | - | - | - | - | - | - | - | - | - | - | - | - |
| Convulsive disorders | | 0 | 0 | - | - | - | - | - | - | - | - | - | - | - | - | - | - | - | - | - | - | - | - |
| Other brain syndromes | | 0 | 0 | - | - | - | - | - | - | - | - | - | - | - | - | - | - | - | - | - | - | - | - |
| Mental deficientes | | 0 | 0 | - | - | - | - | - | - | - | - | - | - | - | - | - | - | - | - | - | - | - | - |
| Undiagnosed and not insane | | 1 | 0 | - | - | - | - | - | - | - | - | 1 | - | - | - | - | - | - | - | - | - | - | - |

PENAL SYSTEM¹ PATIENTS PRESENT JUNE 30, 1962,
BY ETHNIC GROUP, SEX, PSYCHIATRIC DIAGNOSIS AND AGE

Table XIV continued

| Ethnic group; diagnosis | TOTAL | M | F | Under 15 | | 15-18 | | 19-24 | | 25-34 | | 35-44 | | 45-54 | | 55-64 | | 65-74 | | 75-84 | | 85 and over | |
|-------------------------------|-------|----|---|-------------|---|-------|---|-------|---|-------|---|-------|---|-------|---|-------|---|-------|---|-------|---|----------------|---|
| | | | | M | F | M | F | M | F | M | F | M | F | M | F | M | F | M | F | M | F | M | F |
| ORIENTAL, total | 0 | 0 | 0 | 0 | 0 | 0 | 0 | 0 | 0 | 0 | 0 | 0 | 0 | 0 | 0 | 0 | 0 | 0 | 0 | 0 | 0 | 0 | 0 |
| Schizophrenic reactions | | 0 | 0 | - | - | - | - | - | - | - | - | - | - | - | - | - | - | - | - | - | - | - | - |
| Other psychotic disorders | | 0 | 0 | - | - | - | - | - | - | - | - | - | - | - | - | - | - | - | - | - | - | - | - |
| Alcoholics | | 0 | 0 | - | - | - | - | - | - | - | - | - | - | - | - | - | - | - | - | - | - | - | - |
| Other personality disorders | | 0 | 0 | - | - | - | - | - | - | - | - | - | - | - | - | - | - | - | - | - | - | - | - |
| Diseases of senium | | 0 | 0 | - | - | - | - | - | - | - | - | - | - | - | - | - | - | - | - | - | - | - | - |
| Convulsive disorders | | 0 | 0 | - | - | - | - | - | - | - | - | - | - | - | - | - | - | - | - | - | - | - | - |
| Other brain syndromes | | 0 | 0 | - | - | - | - | - | - | - | - | - | - | - | - | - | - | - | - | - | - | - | - |
| Mental deficient | | 0 | 0 | - | - | - | - | - | - | - | - | - | - | - | - | - | - | - | - | - | - | - | - |
| Undiagnosed and not insane | | 0 | 0 | - | - | - | - | - | - | - | - | - | - | - | - | - | - | - | - | - | - | - | - |
| SPANISH-AMERICAN, total | 9 | 9 | 0 | 0 | 0 | 0 | 0 | 3 | 0 | 1 | 0 | 3 | 0 | 1 | 0 | 0 | 0 | 1 | 0 | 0 | 0 | 0 | 0 |
| Schizophrenic reactions | | 4 | 0 | - | - | - | - | 1 | - | 1 | - | 2 | - | - | - | - | - | - | - | - | - | - | - |
| Other psychotic disorders | | 0 | 0 | - | - | - | - | - | - | - | - | - | - | - | - | - | - | - | - | - | - | - | - |
| Alcoholics | | 0 | 0 | - | - | - | - | - | - | - | - | - | - | - | - | - | - | - | - | - | - | - | - |
| Other personality disorders | | 0 | 0 | - | - | - | - | - | - | - | - | - | - | - | - | - | - | - | - | - | - | - | - |
| Diseases of senium | | 0 | 0 | - | - | - | - | - | - | - | - | - | - | - | - | - | - | - | - | - | - | - | - |
| Convulsive disorders | | 0 | 0 | - | - | - | - | - | - | - | - | - | - | - | - | - | - | - | - | - | - | - | - |
| Other brain syndromes | | 1 | 0 | - | - | - | - | - | - | - | - | 1 | - | - | - | - | - | - | - | - | - | - | - |
| Mental deficient | | 1 | 0 | - | - | - | - | - | - | - | - | - | - | 1 | - | - | - | - | - | - | - | - | - |
| Undiagnosed and not insane | | 3 | 0 | - | - | - | - | 2 | - | - | - | - | - | - | - | - | - | 1 | - | - | - | - | - |
| OTHER, total | 17 | 14 | 3 | 0 | 0 | 0 | 0 | 3 | 0 | 0 | 0 | 3 | 2 | 4 | 0 | 2 | 1 | 1 | 0 | 1 | 0 | 0 | 0 |
| Schizophrenic reactions | | 6 | 1 | - | - | - | - | - | - | - | - | 1 | - | 2 | - | 2 | 1 | 1 | - | - | - | - | - |
| Other psychotic disorders | | 0 | 0 | - | - | - | - | - | - | - | - | - | - | - | - | - | - | - | - | - | - | - | - |
| Alcoholics | | 0 | 0 | - | - | - | - | - | - | - | - | - | - | - | - | - | - | - | - | - | - | - | - |
| Other personality disorders | | 1 | 0 | - | - | - | - | - | - | - | - | - | - | 1 | - | - | - | - | - | - | - | - | - |
| Diseases of senium | | 0 | 0 | - | - | - | - | - | - | - | - | - | - | - | - | - | - | - | - | - | - | - | - |
| Convulsive disorders | | 0 | 0 | - | - | - | - | - | - | - | - | - | - | - | - | - | - | - | - | - | - | - | - |
| Other brain syndromes | | 1 | 0 | - | - | - | - | - | - | - | - | - | - | - | - | - | - | - | - | 1 | - | - | - |
| Mental deficient | | 2 | 0 | - | - | - | - | 1 | - | - | - | - | - | 1 | - | - | - | - | - | - | - | - | - |
| Undiagnosed and not insane | | 4 | 2 | - | - | - | - | 2 | - | - | - | 2 | 2 | - | - | - | - | - | - | - | - | - | - |

PENAL SYSTEM¹ PATIENTS PRESENT JUNE 30, 1962,
BY ETHNIC GROUP, SEX, PSYCHIATRIC DIAGNOSIS AND AGE

Table XIV continued

| Ethnic group; diagnosis | TOTAL | M | F | Under 15 | | 15-18 | | 19-24 | | 25-34 | | 35-44 | | 45-54 | | 55-64 | | 65-74 | | 75-84 | | 85 and over | |
|--|-------|----|---|-------------|---|-------|---|-------|---|-------|---|-------|---|-------|---|-------|---|-------|---|-------|---|----------------|---|
| | | | | M | F | M | F | M | F | M | F | M | F | M | F | M | F | M | F | M | F | M | F |
| UNASCERTAINED, total | 4 | 4 | 0 | 0 | 0 | 0 | 0 | 2 | 0 | 1 | 0 | 0 | 0 | 0 | 0 | 1 | 0 | 0 | 0 | 0 | 0 | 0 | 0 |
| Schizophrenic reactions | | 0 | 0 | - | - | - | - | - | - | - | - | - | - | - | - | - | - | - | - | - | - | - | - |
| Other psychotic disorders | | 0 | 0 | - | - | - | - | - | - | - | - | - | - | - | - | - | - | - | - | - | - | - | - |
| Alcoholics | | 0 | 0 | - | - | - | - | - | - | - | - | - | - | - | - | - | - | - | - | - | - | - | - |
| Other personality disorders | | 1 | 0 | - | - | - | - | 1 | - | - | - | - | - | - | - | - | - | - | - | - | - | - | - |
| Diseases of senium | | 0 | 0 | - | - | - | - | - | - | - | - | - | - | - | - | - | - | - | - | - | - | - | - |
| Convulsive disorders | | 0 | 0 | - | - | - | - | - | - | - | - | - | - | - | - | - | - | - | - | - | - | - | - |
| Other brain syndromes | | 0 | 0 | - | - | - | - | - | - | - | - | - | - | - | - | - | - | - | - | - | - | - | - |
| Mental deficientes | | 0 | 0 | - | - | - | - | - | - | - | - | - | - | - | - | - | - | - | - | - | - | - | - |
| Undiagnosed and not insane | | 3 | 0 | - | - | - | - | 1 | - | 1 | - | - | - | - | - | 1 | - | - | - | - | - | - | - |
| GRAND TOTAL | 34 | 31 | 3 | 0 | 0 | 0 | 0 | 8 | 0 | 2 | 0 | 7 | 2 | 6 | 0 | 3 | 1 | 3 | 0 | 2 | 0 | 0 | 0 |
| Schizophrenic reactions | 14 | 13 | 1 | - | - | - | - | 1 | - | 1 | - | 3 | - | 3 | - | 2 | 1 | 2 | - | 1 | - | - | - |
| Other psychotic disorders | 0 | 0 | 0 | - | - | - | - | - | - | - | - | - | - | - | - | - | - | - | - | - | - | - | - |
| Alcoholics | 0 | 0 | 0 | - | - | - | - | - | - | - | - | - | - | - | - | - | - | - | - | - | - | - | - |
| Other personality disorders | 2 | 2 | 0 | - | - | - | - | 1 | - | - | - | - | - | 1 | - | - | - | - | - | - | - | - | - |
| Diseases of senium | 0 | 0 | 0 | - | - | - | - | - | - | - | - | - | - | - | - | - | - | - | - | - | - | - | - |
| Convulsive disorders | 0 | 0 | 0 | - | - | - | - | - | - | - | - | - | - | - | - | - | - | - | - | - | - | - | - |
| Other brain syndromes | 2 | 2 | 0 | - | - | - | - | - | - | - | - | 1 | - | - | - | - | - | - | - | 1 | - | - | - |
| Mental deficientes | 3 | 3 | 0 | - | - | - | - | 1 | - | - | - | - | - | 2 | - | - | - | - | - | - | - | - | - |
| Undiagnosed and not insane | 13 | 11 | 2 | - | - | - | - | 5 | - | 1 | - | 3 | 2 | - | - | 1 | - | 1 | - | - | - | - | - |
| ¹ Penitentiary Reformatory Parole Board | | | | | | | | | | | | | | | | | | | | | | | |

TABLE XV

**ADMISSIONS OF PATIENTS
BY SEX, LEGAL CLASSIFICATION, AND TYPE OF PREVIOUS HOSPITALIZATION**

YEAR ENDING JUNE 30, 1962

| Legal classification of admission | TOTAL Male Female | | | Type of previous hospitalization | | | | | | | | | | | |
|--|-------------------|-------------|-------------|--|------------|------------|--|------------|------------|--|------------|------------|---|-----------|-----------|
| | | | | No prior admission to any inpatient psychiatric facility | | | Prior admission to psychiatric facility other than Colorado system hospitals | | | Prior admission to Colorado system hospitals | | | Transfer from other Colorado system hospitals | | |
| | | | | T | M | F | T | M | F | T | M | F | T | M | F |
| Commitments, total | 1106 | 718 | 388 | 484 | 345 | 139 | 333 | 184 | 149 | 177 | 129 | 48 | 112 | 60 | 52 |
| County Court | 1030 | 646 | 384 | 443 | 306 | 137 | 325 | 178 | 147 | 150 | 102 | 48 | 112 | 60 | 52 |
| District Court | 66 | 62 | 4 | 37 | 35 | 2 | 7 | 5 | 2 | 22 | 22 | - | 0 | - | - |
| Executive Order | 6 | 6 | 0 | 2 | 2 | - | 0 | - | - | 4 | 4 | - | 0 | - | - |
| Parole Board | 4 | 4 | 0 | 2 | 2 | - | 1 | 1 | - | 1 | 1 | - | 0 | - | - |
| Observations, total | 121 | 113 | 8 | 89 | 82 | 7 | 3 | 3 | - | 29 | 28 | 1 | 0 | - | - |
| County Court | 0 | 0 | 0 | 0 | - | - | 0 | - | - | 0 | - | - | 0 | - | - |
| District Court | 105 | 99 | 6 | 80 | 74 | 6 | 3 | 3 | - | 22 | 22 | - | 0 | - | - |
| Executive Order | 16 | 14 | 2 | 9 | 8 | 1 | 0 | - | - | 7 | 6 | 1 | 0 | - | - |
| Voluntary | 260 | 175 | 85 | 174 | 118 | 56 | 11 | 7 | 4 | 71 | 46 | 25 | 4 | 4 | - |
| Recommitment | 51 | 27 | 24 | 0 | - | - | 1 | - | 1 | 50 | 27 | 23 | 0 | - | - |
| Change of Custody | 208 | 107 | 101 | 36 | 21 | 15 | 83 | 36 | 47 | 80 | 45 | 35 | 9 | 5 | 4 |
| Deportation | 27 | 10 | 17 | 0 | - | - | 18 | 8 | 10 | 9 | 2 | 7 | 0 | - | - |
| Temporary Care | 9 | 8 | 1 | 8 | 7 | 1 | 0 | - | - | 1 | 1 | - | 0 | - | - |
| Confine and Treat | 58 | 38 | 20 | 33 | 22 | 11 | 16 | 10 | 6 | 9 | 6 | 3 | 0 | - | - |
| Not committed | 8 | 6 | 2 | 7 | 5 | 2 | 0 | - | - | 1 | 1 | - | 0 | - | - |
| TOTAL ADMITTED | 1848 | 1202 | 646 | 831 | 600 | 231 | 465 | 248 | 217 | 427 | 285 | 142 | 125 | 69 | 56 |
| TOTAL CARED FOR DURING PERIOD | 9240 | 5417 | 3823 | | | | | | | | | | | | |

TABLE XVI
TOTAL ADMISSIONS
BY SEX, PSYCHIATRIC DIAGNOSIS AND AGE

YEAR ENDING JUNE 30, 1962

| Diagnosis | TOTAL | M | F | Under 15 | | 15-18 | | 19-24 | | 25-34 | | 35-44 | | 45-54 | | 55-64 | | 65-74 | | 75-84 | | 85 and over | |
|--|-------|-----|-----|----------|---|-------|---|-------|---|-------|---|-------|---|-------|---|-------|----|-------|----|-------|----|-------------|----|
| | | | | M | F | M | F | M | F | M | F | M | F | M | F | M | F | M | F | M | F | M | F |
| ACUTE BRAIN SYNDROME, total ... | 23 | 17 | 6 | | | | | | | | | | | | | | | | | | | | |
| (associated with) | | | | | | | | | | | | | | | | | | | | | | | |
| Alcohol intoxication | | 16 | 4 | - | - | - | - | - | 1 | 2 | - | 3 | - | 7 | 3 | 4 | - | - | - | - | - | - | - |
| Drug or poison intoxication | | 1 | 0 | - | - | - | - | - | - | - | - | - | - | - | - | 1 | - | - | - | - | - | - | - |
| (except alcohol) | | | | | | | | | | | | | | | | | | | | | | | |
| Convulsive disorder | | 0 | 0 | - | - | - | - | - | - | - | - | - | - | - | - | - | - | - | - | - | - | - | - |
| All other conditions | | 0 | 2 | - | - | - | - | - | 1 | - | - | - | - | - | - | - | 1 | - | - | - | - | - | - |
| CHRONIC BRAIN SYNDROME, total | 437 | 250 | 187 | | | | | | | | | | | | | | | | | | | | |
| (associated with) | | | | | | | | | | | | | | | | | | | | | | | |
| Diseases and conditions due to prenatal (constitutional) influence | | 0 | 1 | - | - | - | 1 | - | - | - | - | - | - | - | - | - | - | - | - | - | - | - | - |
| Meningoencephalitic syphilis | | 3 | 0 | - | - | - | - | - | - | - | - | - | - | - | - | 2 | - | 1 | - | - | - | - | - |
| Other CNS syphilis | | 0 | 0 | - | - | - | - | - | - | - | - | - | - | - | - | - | - | - | - | - | - | - | - |
| Epidemic encephalitis | | 0 | 4 | - | - | - | - | - | 1 | - | 2 | - | - | - | 1 | - | - | - | - | - | - | - | - |
| Other intracranial infections) | | | | | | | | | | | | | | | | | | | | | | | |
| Alcohol intoxication | | 46 | 13 | - | - | - | - | - | - | - | 2 | 8 | 4 | 14 | 3 | 21 | 3 | 3 | 1 | - | - | - | - |
| Drug or poison intoxication | | 0 | 0 | - | - | - | - | - | - | - | - | - | - | - | - | - | - | - | - | - | - | - | - |
| (except alcohol) | | | | | | | | | | | | | | | | | | | | | | | |
| Birth trauma | | 0 | 4 | - | 2 | - | 1 | - | - | - | - | - | 1 | - | - | - | - | - | - | - | - | - | - |
| Other trauma | | 13 | 5 | - | 1 | - | - | 1 | - | 3 | 1 | 2 | 2 | 3 | - | 3 | 1 | 1 | - | - | - | - | - |
| Cerebral arteriosclerosis | | 92 | 82 | - | - | - | - | - | - | - | - | - | - | 2 | 3 | 15 | 13 | 32 | 24 | 32 | 32 | 11 | 10 |
| Other circulatory disturbance | | 11 | 3 | - | - | - | - | - | - | - | - | 1 | - | 1 | 2 | 4 | - | 3 | 1 | 2 | - | - | - |
| Convulsive disorder | | 25 | 11 | 2 | - | 2 | 2 | 6 | 4 | 8 | 1 | 3 | 2 | 3 | 1 | 1 | 1 | - | - | - | - | - | - |
| Senile brain disease | | 48 | 56 | - | - | - | - | - | - | - | - | - | - | - | 1 | 4 | 1 | 12 | 20 | 22 | 24 | 10 | 10 |
| Other disturbance of metabolism, growth, and nutrition | | 2 | 2 | - | - | - | - | - | - | - | - | - | 1 | 1 | 1 | 1 | - | - | - | - | - | - | - |
| Intracranial neoplasm | | 2 | 0 | - | - | - | - | - | - | - | - | - | - | - | - | 1 | - | - | - | 1 | - | - | - |
| Diseases of unknown and uncertain cause | | 4 | 4 | - | - | - | - | - | 2 | 1 | - | - | - | 2 | 1 | 1 | - | - | 1 | - | - | - | - |
| Chronic brain syndromes of unknown cause | | 4 | 2 | - | - | 1 | - | - | - | 1 | 1 | 2 | - | - | 1 | - | - | - | - | - | - | - | - |

Table XVI continued

TOTAL ADMISSIONS
BY SEX, PSYCHIATRIC DIAGNOSIS AND AGE

Year Ending June 30, 1962

| Diagnosis | TOTAL | M | F | Under 15 | | 15-18 | | 19-24 | | 25-34 | | 35-44 | | 45-54 | | 55-64 | | 65-74 | | 75-84 | | 85 and over | |
|---|-------|------|-----|----------|----|-------|----|-------|----|-------|-----|-------|-----|-------|-----|-------|----|-------|----|-------|----|-------------|----|
| | | | | M | F | M | F | M | F | M | F | M | F | M | F | M | F | M | F | M | F | M | F |
| PSYCHOTIC DISORDERS, total | 437 | 209 | 228 | | | | | | | | | | | | | | | | | | | | |
| Involuntional psychotic reaction | | 3 | 11 | - | - | - | - | - | - | - | - | - | 3 | 1 | 4 | 1 | 1 | 1 | 3 | - | - | - | - |
| Manic depressive reactions) | | 16 | 22 | 1 | - | - | - | 3 | - | - | 2 | 3 | 3 | 3 | 4 | 5 | 11 | 1 | 2 | - | - | - | - |
| Psychotic depressive reaction) | | | | | | | | | | | | | | | | | | | | | | | |
| Schizophrenic reactions | | 188 | 194 | 7 | 4 | 9 | 7 | 38 | 18 | 56 | 43 | 45 | 59 | 20 | 40 | 9 | 18 | 4 | 5 | - | - | - | - |
| Paranoid reactions | | 2 | 1 | - | - | - | - | - | - | - | - | - | - | - | - | 1 | 1 | 1 | - | - | - | - | - |
| Other | | 0 | 0 | - | - | - | - | - | - | - | - | - | - | - | - | - | - | - | - | - | - | - | - |
| PSYCHOPHYSIOLOGIC, AUTONOMIC, AND VISCERAL DISORDERS | 0 | 0 | 0 | | | | | | | | | | | | | | | | | | | | |
| PSYCHONEUROTIC REACTIONS | 47 | 20 | 27 | 2 | - | - | 2 | 2 | 2 | 8 | 11 | 4 | 7 | 2 | 4 | - | - | 1 | 1 | 1 | - | - | - |
| PERSONALITY DISORDERS, total .. | 440 | 359 | 81 | | | | | | | | | | | | | | | | | | | | |
| Personality pattern disturbance | | 16 | 7 | - | - | 3 | 1 | 5 | 1 | 3 | 3 | 2 | 2 | 2 | - | 1 | - | - | - | - | - | - | - |
| Personality trait disturbance | | 42 | 20 | 5 | 1 | 5 | 1 | 6 | 3 | 3 | 6 | 11 | 5 | 11 | 2 | 1 | 2 | - | - | - | - | - | - |
| Antisocial reaction | | 34 | 4 | 3 | - | 8 | 1 | 11 | - | 9 | 1 | 2 | 2 | 1 | - | - | - | - | - | - | - | - | - |
| Dyssocial reaction | | 1 | 0 | - | - | - | - | 1 | - | - | - | - | - | - | - | - | - | - | - | - | - | - | - |
| Sexual deviation | | 9 | 0 | - | - | 2 | - | 3 | - | 2 | - | - | - | 1 | - | 1 | - | - | - | - | - | - | - |
| Alcoholism (addiction) | | 247 | 42 | - | - | - | - | 6 | - | 50 | 10 | 83 | 13 | 71 | 13 | 30 | 4 | 7 | 2 | - | - | - | - |
| Drug addiction | | 10 | 8 | - | - | 1 | - | 1 | - | 2 | 3 | - | 2 | 3 | 1 | 3 | 1 | - | 1 | - | - | - | - |
| Special symptom reaction | | 0 | 0 | - | - | - | - | - | - | - | - | - | - | - | - | - | - | - | - | - | - | - | - |
| TRANSIENT SITUATIONAL PERSON- ALITY DISTURBANCE | 17 | 8 | 9 | 3 | 5 | 4 | 3 | - | - | - | - | - | - | - | 1 | - | - | 1 | - | - | - | - | - |
| MENTAL DEFICIENCIES, total | 44 | 34 | 10 | | | | | | | | | | | | | | | | | | | | |
| Without psychosis | | 25 | 7 | 4 | 2 | 8 | 1 | 6 | 1 | 5 | 2 | 1 | 1 | 1 | - | - | - | - | - | - | - | - | - |
| With psychosis | | 9 | 3 | 1 | - | - | - | 3 | 1 | 2 | - | 2 | 1 | - | - | 1 | 1 | - | - | - | - | - | - |
| MENTAL DISORDER (undiagnosed) . | 342 | 247 | 95 | 13 | 5 | 15 | 2 | 49 | 10 | 44 | 13 | 51 | 21 | 32 | 15 | 19 | 10 | 15 | 5 | 6 | 12 | 3 | 2 |
| WITHOUT MENTAL DISORDER | 0 | 0 | 0 | | | | | | | | | | | | | | | | | | | | |
| NOT INSANE (legally sane) | 61 | 58 | 3 | - | - | 7 | - | 17 | 2 | 15 | - | 11 | 1 | 6 | - | 2 | - | - | - | - | - | - | - |
| GRAND TOTAL | 1848 | 1202 | 646 | 41 | 20 | 65 | 22 | 158 | 47 | 214 | 101 | 234 | 130 | 187 | 101 | 132 | 69 | 83 | 66 | 64 | 68 | 24 | 22 |

TABLE XVII

FIRST ADMISSION
(no prior admission to any psychiatric facility),
BY SEX, PSYCHIATRIC DIAGNOSIS AND AGE

YEAR ENDING JUNE 30, 1962

| Diagnosis | TOTAL | M | F | Under 15 | | 15-18 | | 19-24 | | 25-34 | | 35-44 | | 45-54 | | 55-64 | | 65-74 | | 75-84 | | 85 and over | |
|--|-------|-----|----|----------|---|-------|---|-------|---|-------|---|-------|---|-------|---|-------|---|-------|----|-------|----|-------------|---|
| | | | | M | F | M | F | M | F | M | F | M | F | M | F | M | F | M | F | M | F | M | F |
| ACUTE BRAIN SYNDROME, total ... | 13 | 10 | 3 | | | | | | | | | | | | | | | | | | | | |
| (associated with) | | | | | | | | | | | | | | | | | | | | | | | |
| Alcohol intoxication | | 10 | 1 | - | - | - | - | - | - | 2 | - | 1 | - | 5 | 1 | 2 | - | - | - | - | - | - | - |
| Drug or poison intoxication (except alcohol) | | 0 | 0 | - | - | - | - | - | - | - | - | - | - | - | - | - | - | - | - | - | - | - | - |
| Convulsive disorder | | 0 | 0 | - | - | - | - | - | - | - | - | - | - | - | - | - | - | - | - | - | - | - | - |
| All other conditions | | 0 | 2 | - | - | - | - | - | 1 | - | - | - | - | - | - | 1 | - | - | - | - | - | - | - |
| CHRONIC BRAIN SYNDROME, total . | 202 | 122 | 80 | | | | | | | | | | | | | | | | | | | | |
| (associated with) | | | | | | | | | | | | | | | | | | | | | | | |
| Diseases and conditions due to prenatal (constitutional) influence | | 0 | 1 | - | - | - | 1 | - | - | - | - | - | - | - | - | - | - | - | - | - | - | - | - |
| Meningoencephalitic syphilis | | 1 | 0 | - | - | - | - | - | - | - | - | - | - | - | - | 1 | - | - | - | - | - | - | - |
| Other CNS syphilis | | 0 | 0 | - | - | - | - | - | - | - | - | - | - | - | - | - | - | - | - | - | - | - | - |
| Epidemic encephalitis) | | 0 | 0 | - | - | - | - | - | - | - | - | - | - | - | - | - | - | - | - | - | - | - | - |
| Other intracranial infections) | | | | | | | | | | | | | | | | | | | | | | | |
| Alcohol intoxication | | 21 | 4 | - | - | - | - | - | - | 1 | - | 3 | 2 | 7 | 1 | 9 | - | 2 | - | - | - | - | - |
| Drug or poison intoxication (except alcohol) | | 0 | 0 | - | - | - | - | - | - | - | - | - | - | - | - | - | - | - | - | - | - | - | - |
| Birth trauma | | 0 | 2 | - | 2 | - | - | - | - | - | - | - | - | - | - | - | - | - | - | - | - | - | - |
| Other trauma | | 7 | 1 | - | - | - | - | - | - | 1 | 1 | 1 | - | 2 | - | 2 | - | 1 | - | - | - | - | - |
| Cerebral arteriosclerosis | | 47 | 34 | - | - | - | - | - | - | - | - | - | - | 1 | 1 | 8 | 5 | 14 | 9 | 19 | 13 | 5 | 6 |
| Other circulatory disturbance | | 6 | 1 | - | - | - | - | - | - | - | - | 1 | - | 1 | - | 2 | - | 1 | 1 | 1 | - | - | - |
| Convulsive disorder | | 6 | 5 | 1 | - | - | 2 | 3 | 1 | 2 | 1 | - | - | - | - | 1 | - | - | - | - | - | - | - |
| Senile brain disease | | 28 | 32 | - | - | - | - | - | - | - | - | - | - | - | - | 3 | 1 | 4 | 11 | 13 | 15 | 8 | 5 |
| Other disturbance of metabolism, growth, and nutrition | | 1 | 0 | - | - | - | - | - | - | - | - | - | - | - | - | 1 | - | - | - | - | - | - | - |
| Intracranial neoplasm | | 0 | 0 | - | - | - | - | - | - | - | - | - | - | - | - | - | - | - | - | - | - | - | - |
| Diseases of unknown and uncertain cause | | 3 | 0 | - | - | - | - | - | - | 1 | - | - | - | 1 | - | 1 | - | - | - | - | - | - | - |
| Chronic brain syndromes of unknown cause | | 2 | 0 | - | - | 1 | - | - | - | - | - | 1 | - | - | - | - | - | - | - | - | - | - | - |

Table XVII continued

FIRST ADMISSION
(no prior admission to any psychiatric facility),
BY SEX, PSYCHIATRIC DIAGNOSIS AND AGE

Year Ending June 30, 1962

| Diagnosis | TOTAL | M | F | Under 15 | | 15-18 | | 19-24 | | 25-34 | | 35-44 | | 45-54 | | 55-64 | | 65-74 | | 75-84 | | 85 and over | |
|---|-------|-----|-----|----------|----|-------|----|-------|----|-------|----|-------|----|-------|----|-------|----|-------|----|-------|----|-------------|----|
| | | | | M | F | M | F | M | F | M | F | M | F | M | F | M | F | M | F | M | F | M | F |
| PSYCHOTIC DISORDERS, total | 133 | 79 | 54 | | | | | | | | | | | | | | | | | | | | |
| Involuntional psychotic reaction | | 1 | 6 | - | - | - | - | - | - | - | - | - | 2 | 1 | 2 | - | 1 | - | 1 | - | - | - | - |
| Manic depressive reactions) | | 9 | 7 | 1 | - | - | - | 3 | - | - | 1 | 2 | 1 | - | 1 | 3 | 3 | - | 1 | - | - | - | - |
| Psychotic depressive reaction) | | | | | | | | | | | | | | | | | | | | | | | |
| Schizophrenic reactions | | 68 | 41 | 2 | 1 | 5 | 3 | 15 | 3 | 22 | 7 | 16 | 15 | 6 | 6 | 2 | 5 | - | 1 | - | - | - | - |
| Paranoid reactions | | 1 | 0 | - | - | - | - | - | - | - | - | - | - | - | - | - | - | 1 | - | - | - | - | - |
| Other | | 0 | 0 | - | - | - | - | - | - | - | - | - | - | - | - | - | - | - | - | - | - | - | - |
| PSYCHOPHYSIOLOGIC, AUTONOMIC, AND VISCERAL DISORDERS | 0 | 0 | 0 | | | | | | | | | | | | | | | | | | | | |
| PSYCHONEUROTIC REACTIONS | 21 | 10 | 11 | 1 | - | - | - | 2 | 1 | 3 | 4 | 1 | 4 | 2 | 1 | - | - | 1 | 1 | - | - | - | - |
| PERSONALITY DISORDERS, total .. | 212 | 185 | 27 | | | | | | | | | | | | | | | | | | | | |
| Personality pattern disturbance | | 6 | 3 | - | - | - | - | 3 | - | 2 | 2 | - | 1 | 1 | - | - | - | - | - | - | - | - | - |
| Personality trait disturbance | | 16 | 6 | - | 1 | 2 | 1 | 3 | - | 2 | 2 | 4 | 2 | 5 | - | - | - | - | - | - | - | - | - |
| Antisocial reaction | | 17 | 2 | 2 | - | 6 | - | 3 | - | 4 | 1 | 2 | 1 | - | - | - | - | - | - | - | - | - | - |
| Dyssocial reaction | | 1 | 0 | - | - | - | - | 1 | - | - | - | - | - | - | - | - | - | - | - | - | - | - | - |
| Sexual deviation | | 5 | 0 | - | - | 1 | - | 2 | - | 1 | - | - | - | - | - | 1 | - | - | - | - | - | - | - |
| Alcoholism (addiction) | | 137 | 13 | - | - | - | - | 2 | - | 26 | 3 | 53 | 5 | 38 | 3 | 16 | 1 | 2 | 1 | - | - | - | - |
| Drug addiction | | 3 | 3 | - | - | - | - | - | - | 2 | 2 | - | - | - | - | 1 | - | - | 1 | - | - | - | - |
| Special symptom reaction | | 0 | 0 | - | - | - | - | - | - | - | - | - | - | - | - | - | - | - | - | - | - | - | - |
| TRANSIENT SITUATIONAL PERSON- ALITY DISTURBANCE | 8 | 4 | 4 | 2 | 2 | 2 | 2 | - | - | - | - | - | - | - | - | - | - | - | - | - | - | - | - |
| MENTAL DEFICIENCIES, total | 24 | 18 | 6 | | | | | | | | | | | | | | | | | | | | |
| Without psychosis | | 15 | 5 | 2 | 1 | 5 | 1 | 5 | 1 | 2 | 1 | - | 1 | 1 | - | - | - | - | - | - | - | - | - |
| With psychosis | | 3 | 1 | 1 | - | - | - | - | 1 | 1 | - | 1 | - | - | - | - | - | - | - | - | - | - | - |
| MENTAL DISORDER (undiagnosed) . | 168 | 125 | 43 | 8 | 3 | 7 | 1 | 26 | 5 | 18 | 8 | 28 | 7 | 16 | 5 | 9 | 5 | 9 | - | 3 | 7 | 1 | 2 |
| WITHOUT MENTAL DISORDER | 0 | 0 | 0 | | | | | | | | | | | | | | | | | | | | |
| NOT INSANE (legally sane) | 50 | 47 | 3 | - | - | 7 | - | 13 | 2 | 13 | - | 8 | 1 | 5 | - | 1 | - | - | - | - | - | - | - |
| GRAND TOTAL | 831 | 600 | 231 | 20 | 10 | 36 | 11 | 81 | 15 | 102 | 34 | 122 | 42 | 92 | 21 | 62 | 23 | 35 | 27 | 36 | 35 | 14 | 13 |

TABLE XVIII

READMISSIONS I
(prior admission to psychiatric facility other than Colorado system hospitals),
BY SEX, PSYCHIATRIC DIAGNOSIS AND AGE

YEAR ENDING JUNE 30, 1962

| Diagnosis | TOTAL | M | F | Under 15 | | 15-18 | | 19-24 | | 25-34 | | 35-44 | | 45-54 | | 55-64 | | 65-74 | | 75-84 | | 85 and over | |
|--|-------|----|----|----------|---|-------|---|-------|---|-------|---|-------|---|-------|---|-------|---|-------|----|-------|----|-------------|---|
| | | | | M | F | M | F | M | F | M | F | M | F | M | F | M | F | M | F | M | F | M | F |
| ACUTE BRAIN SYNDROME, total ... | 7 | 5 | 2 | | | | | | | | | | | | | | | | | | | | |
| (associated with) | | | | | | | | | | | | | | | | | | | | | | | |
| Alcohol intoxication | | 4 | 2 | - | - | - | - | - | 1 | - | - | - | - | 2 | 1 | 2 | - | - | - | - | - | - | - |
| Drug or poison intoxication | | 1 | 0 | - | - | - | - | - | - | - | - | - | - | - | - | 1 | - | - | - | - | - | - | - |
| (except alcohol) | | | | | | | | | | | | | | | | | | | | | | | |
| Convulsive disorder | | 0 | 0 | - | - | - | - | - | - | - | - | - | - | - | - | - | - | - | - | - | - | - | - |
| All other conditions | | 0 | 0 | - | - | - | - | - | - | - | - | - | - | - | - | - | - | - | - | - | - | - | - |
| CHRONIC BRAIN SYNDROME, total . | 153 | 78 | 75 | | | | | | | | | | | | | | | | | | | | |
| (associated with) | | | | | | | | | | | | | | | | | | | | | | | |
| Diseases and conditions due to prenatal (constitutional) influence | | 0 | 0 | - | - | - | - | - | - | - | - | - | - | - | - | - | - | - | - | - | - | - | - |
| Meningoencephalitic syphilis | | 1 | 0 | - | - | - | - | - | - | - | - | - | - | - | - | - | - | 1 | - | - | - | - | - |
| Other CNS syphilis | | 0 | 0 | - | - | - | - | - | - | - | - | - | - | - | - | - | - | - | - | - | - | - | - |
| Epidemic encephalitis | | 0 | 2 | - | - | - | - | - | 1 | - | 1 | - | - | - | - | - | - | - | - | - | - | - | - |
| Other intracranial infections) | | | | | | | | | | | | | | | | | | | | | | | |
| Alcohol intoxication | | 15 | 6 | - | - | - | - | - | - | - | 1 | 2 | 1 | 5 | 1 | 7 | 2 | 1 | 1 | - | - | - | - |
| Drug or poison intoxication (except alcohol) | | 0 | 0 | - | - | - | - | - | - | - | - | - | - | - | - | - | - | - | - | - | - | - | - |
| Birth trauma | | 0 | 0 | - | - | - | - | - | - | - | - | - | - | - | - | - | - | - | - | - | - | - | - |
| Other trauma | | 5 | 3 | - | - | - | - | - | - | 2 | - | 1 | 2 | 1 | - | 1 | 1 | - | - | - | - | - | - |
| Cerebral arteriosclerosis | | 35 | 34 | - | - | - | - | - | - | - | - | - | - | - | 1 | 5 | 6 | 14 | 11 | 12 | 14 | 4 | 2 |
| Other circulatory disturbance | | 4 | 1 | - | - | - | - | - | - | - | - | - | - | - | 1 | 2 | - | 2 | - | - | - | - | - |
| Convulsive disorder | | 5 | 4 | 1 | - | - | - | - | 2 | 1 | - | 1 | 2 | 2 | - | - | - | - | - | - | - | - | - |
| Senile brain disease | | 10 | 22 | - | - | - | - | - | - | - | - | - | - | - | - | 1 | - | 2 | 9 | 6 | 8 | 1 | 5 |
| Other disturbance of metabolism, growth, and nutrition | | 0 | 1 | - | - | - | - | - | - | - | - | 1 | - | - | - | - | - | - | - | - | - | - | - |
| Intracranial neoplasm | | 1 | 0 | - | - | - | - | - | - | - | - | - | - | - | - | 1 | - | - | - | - | - | - | - |
| Diseases of unknown and uncertain cause | | 1 | 1 | - | - | - | - | - | - | - | - | - | - | 1 | 1 | - | - | - | - | - | - | - | - |
| Chronic brain syndromes of unknown cause | | 1 | 1 | - | - | - | - | - | - | - | - | 1 | - | - | 1 | - | - | - | - | - | - | - | - |

Table XVIII continued

READMISSIONS I
(prior admission to psychiatric facility other than Colorado system hospitals),
BY SEX, PSYCHIATRIC DIAGNOSIS AND AGE

Year Ending June 30, 1962

| Diagnosis | TOTAL | M | F | Under 15 | | 15-18 | | 19-24 | | 25-34 | | 35-44 | | 45-54 | | 55-64 | | 65-74 | | 75-84 | | 85 and over | |
|---|-------|-----|-----|----------|---|-------|----|-------|----|-------|----|-------|----|-------|----|-------|----|-------|----|-------|----|-------------|---|
| | | | | M | F | M | F | M | F | M | F | M | F | M | F | M | F | M | F | M | F | M | F |
| PSYCHOTIC DISORDERS, total | 130 | 46 | 84 | | | | | | | | | | | | | | | | | | | | |
| Involuntional psychotic reaction | | 1 | 2 | - | - | - | - | - | - | - | - | - | - | - | 1 | 1 | - | - | 1 | - | - | - | - |
| Manic depressive reactions) | | 3 | 4 | - | - | - | - | - | - | - | - | - | 1 | - | - | 1 | 3 | 1 | - | - | - | - | - |
| Psychotic depressive reaction) | | | | | | | | | | | | | | | | | | | | | | | |
| Schizophrenic reactions | 42 | 77 | 1 | 3 | 1 | 2 | 10 | 6 | 13 | 23 | 8 | 25 | 3 | 11 | 4 | 5 | 2 | 2 | - | - | - | - | - |
| Paranoid reactions | 0 | 1 | - | - | - | - | - | - | - | - | - | - | - | - | - | 1 | - | - | - | - | - | - | - |
| Other | 0 | 0 | - | - | - | - | - | - | - | - | - | - | - | - | - | - | - | - | - | - | - | - | - |
| PSYCHOPHYSIOLOGIC, AUTONOMIC, AND VISCERAL DISORDERS | 0 | 0 | 0 | | | | | | | | | | | | | | | | | | | | |
| PSYCHONEUROTIC REACTIONS | 15 | 5 | 10 | - | - | - | - | - | - | 2 | 6 | 2 | 1 | - | 3 | - | - | - | - | 1 | - | - | - |
| PERSONALITY DISORDERS, total .. | 86 | 66 | 20 | | | | | | | | | | | | | | | | | | | | |
| Personality pattern disturbance | | 3 | 2 | - | - | 1 | - | - | - | - | 1 | 1 | 1 | - | - | 1 | - | - | - | - | - | - | - |
| Personality trait disturbance | | 9 | 7 | 3 | - | 1 | - | - | 2 | - | - | 2 | 2 | 3 | 1 | - | 2 | - | - | - | - | - | - |
| Antisocial reaction | | 7 | 2 | 1 | - | 2 | 1 | 1 | - | 2 | - | - | 1 | 1 | - | - | - | - | - | - | - | - | - |
| Dyssocial reaction | | 0 | 0 | - | - | - | - | - | - | - | - | - | - | - | - | - | - | - | - | - | - | - | - |
| Sexual deviation | | 2 | 0 | - | - | 1 | - | - | - | - | - | - | - | 1 | - | - | - | - | - | - | - | - | - |
| Alcoholism (addiction) | 42 | 9 | - | - | - | - | - | 1 | - | 12 | 2 | 10 | 3 | 11 | 2 | 7 | 2 | 1 | - | - | - | - | - |
| Drug addiction | | 3 | 0 | - | - | 1 | - | - | - | - | - | - | - | 1 | - | 1 | - | - | - | - | - | - | - |
| Special symptom reaction | | 0 | 0 | - | - | - | - | - | - | - | - | - | - | - | - | - | - | - | - | - | - | - | - |
| TRANSIENT SITUATIONAL PERSON- ALITY DISTURBANCE | 6 | 2 | 4 | 1 | 3 | 1 | - | - | - | - | - | - | - | - | 1 | - | - | - | - | - | - | - | - |
| MENTAL DEFICIENCIES, total | 5 | 4 | 1 | | | | | | | | | | | | | | | | | | | | |
| Without psychosis | | 2 | 1 | 1 | 1 | 1 | - | - | - | - | - | - | - | - | - | - | - | - | - | - | - | - | - |
| With psychosis | | 2 | 0 | - | - | - | - | - | - | 1 | - | - | - | - | - | 1 | - | - | - | - | - | - | - |
| MENTAL DISORDER (undiagnosed) . | 61 | 40 | 21 | 1 | 1 | 2 | - | 5 | 3 | 6 | 1 | 6 | 5 | 7 | 2 | 6 | 2 | 3 | 3 | 2 | 4 | 2 | - |
| WITHOUT MENTAL DISORDER | 0 | 0 | 0 | | | | | | | | | | | | | | | | | | | | |
| NOT INSANE (legally sane) | 2 | 2 | 0 | - | - | - | - | - | - | 1 | - | - | - | - | - | 1 | - | - | - | - | - | - | - |
| GRAND TOTAL | 465 | 248 | 217 | 9 | 8 | 11 | 3 | 17 | 15 | 40 | 35 | 34 | 45 | 39 | 27 | 43 | 24 | 27 | 27 | 21 | 26 | 7 | 7 |

TABLE XIX

READMISSIONS II
 (prior admission to Colorado system hospitals),
BY SEX, PSYCHIATRIC DIAGNOSIS AND AGE

YEAR ENDING JUNE 30, 1962

| Diagnosis | TOTAL | M | F | Under 15 | | 15-18 | | 19-24 | | 25-34 | | 35-44 | | 45-54 | | 55-64 | | 65-74 | | 75-84 | | 85 and over | |
|--|-------|----|----|----------|---|-------|---|-------|---|-------|---|-------|---|-------|---|-------|---|-------|---|-------|---|-------------|---|
| | | | | M | F | M | F | M | F | M | F | M | F | M | F | M | F | M | F | M | F | M | F |
| ACUTE BRAIN SYNDROME, total ... | 3 | 2 | 1 | | | | | | | | | | | | | | | | | | | | |
| (associated with) | | | | | | | | | | | | | | | | | | | | | | | |
| Alcohol intoxication | | 2 | 1 | - | - | - | - | - | - | - | - | 2 | - | - | 1 | - | - | - | - | - | - | - | - |
| Drug or poison intoxication | | 0 | 0 | - | - | - | - | - | - | - | - | - | - | - | - | - | - | - | - | - | - | - | - |
| (except alcohol) | | | | | | | | | | | | | | | | | | | | | | | |
| Convulsive disorder | | 0 | 0 | - | - | - | - | - | - | - | - | - | - | - | - | - | - | - | - | - | - | - | - |
| All other conditions | | 0 | 0 | - | - | - | - | - | - | - | - | - | - | - | - | - | - | - | - | - | - | - | - |
| CHRONIC BRAIN SYNDROME, total . | 45 | 31 | 14 | | | | | | | | | | | | | | | | | | | | |
| (associated with) | | | | | | | | | | | | | | | | | | | | | | | |
| Diseases and conditions due to prenatal (constitutional) influence | | 0 | 0 | - | - | - | - | - | - | - | - | - | - | - | - | - | - | - | - | - | - | - | - |
| Meningoencephalitic syphilis | | 1 | 0 | - | - | - | - | - | - | - | - | - | - | - | 1 | - | - | - | - | - | - | - | - |
| Other CNS syphilis | | 0 | 0 | - | - | - | - | - | - | - | - | - | - | - | - | - | - | - | - | - | - | - | - |
| Epidemic encephalitis) | | 0 | 1 | - | - | - | - | - | - | - | - | - | - | - | 1 | - | - | - | - | - | - | - | - |
| Other intracranial infections) | | | | | | | | | | | | | | | | | | | | | | | |
| Alcohol intoxication | | 5 | 3 | - | - | - | - | - | - | - | - | 2 | 1 | 2 | 1 | 1 | 1 | - | - | - | - | - | - |
| Drug or poison intoxication (except alcohol) | | 0 | 0 | - | - | - | - | - | - | - | - | - | - | - | - | - | - | - | - | - | - | - | - |
| Birth trauma | | 0 | 1 | - | - | - | - | - | - | - | - | - | 1 | - | - | - | - | - | - | - | - | - | - |
| Other trauma | | 1 | 0 | - | - | - | - | 1 | - | - | - | - | - | - | - | - | - | - | - | - | - | - | - |
| Cerebral arteriosclerosis | | 3 | 4 | - | - | - | - | - | - | - | - | - | - | - | 1 | 1 | - | 1 | 1 | 1 | 2 | - | - |
| Other circulatory disturbance | | 1 | 1 | - | - | - | - | - | - | - | - | - | - | - | 1 | - | - | - | - | 1 | - | - | - |
| Convulsive disorder | | 12 | 1 | - | - | 1 | - | 2 | - | 5 | - | 2 | - | 1 | 1 | 1 | - | - | - | - | - | - | - |
| Senile brain disease | | 6 | 1 | - | - | - | - | - | - | - | - | - | - | - | - | - | - | 3 | - | 2 | 1 | 1 | - |
| Other disturbance of metabolism, growth, and nutrition | | 1 | 0 | - | - | - | - | - | - | - | - | - | - | 1 | - | - | - | - | - | - | - | - | - |
| Intracranial neoplasm | | 0 | 0 | - | - | - | - | - | - | - | - | - | - | - | - | - | - | - | - | - | - | - | - |
| Diseases of unknown and uncertain cause | | 0 | 1 | - | - | - | - | - | - | - | - | - | - | - | - | - | - | - | 1 | - | - | - | - |
| Chronic brain syndromes of unknown cause | | 1 | 1 | - | - | - | - | - | - | 1 | 1 | - | - | - | - | - | - | - | - | - | - | - | - |

Table XIX continued

READMISSIONS II
(prior admission to Colorado system hospitals),
BY SEX, PSYCHIATRIC DIAGNOSIS AND AGE

Year Ending June 30, 1962

| Diagnosis | TOTAL | M | F | Under 15 | | 15-18 | | 19-24 | | 25-34 | | 35-44 | | 45-54 | | 55-64 | | 65-74 | | 75-84 | | 85 and over | |
|---|-------|-----|-----|----------|---|-------|---|-------|----|-------|----|-------|----|-------|----|-------|----|-------|---|-------|---|-------------|---|
| | | | | M | F | M | F | M | F | M | F | M | F | M | F | M | F | M | F | M | F | M | F |
| PSYCHOTIC DISORDERS, total | 131 | 63 | 68 | | | | | | | | | | | | | | | | | | | | |
| Involutional psychotic reaction | | 1 | 2 | - | - | - | - | - | - | - | - | - | 1 | - | - | - | - | 1 | 1 | - | - | - | - |
| Manic depressive reactions) | | 2 | 10 | - | - | - | - | - | - | - | 1 | 1 | - | 1 | 3 | - | 5 | - | 1 | - | - | - | - |
| Psychotic depressive reaction) | | | | | | | | | | | | | | | | | | | | | | | |
| Schizophrenic reactions | | 59 | 56 | 2 | - | 3 | 1 | 8 | 6 | 16 | 6 | 18 | 13 | 8 | 23 | 3 | 6 | 1 | 1 | - | - | - | - |
| Paranoid reactions | | 1 | 0 | - | - | - | - | - | - | - | - | - | - | - | - | 1 | - | - | - | - | - | - | - |
| Other | | 0 | 0 | - | - | - | - | - | - | - | - | - | - | - | - | - | - | - | - | - | - | - | - |
| PSYCHOPHYSIOLOGIC, AUTONOMIC, AND VISCERAL DISORDERS | 0 | 0 | 0 | | | | | | | | | | | | | | | | | | | | |
| PSYCHONEUROTIC REACTIONS | 5 | 2 | 3 | - | - | - | - | - | 1 | 1 | - | 1 | 2 | - | - | - | - | - | - | - | - | - | - |
| PERSONALITY DISORDERS, total .. | 121 | 94 | 27 | | | | | | | | | | | | | | | | | | | | |
| Personality pattern disturbance | | 6 | 1 | - | - | 2 | - | 2 | 1 | 1 | - | - | - | 1 | - | - | - | - | - | - | - | - | - |
| Personality trait disturbance | | 12 | 2 | - | - | 1 | - | 3 | - | 1 | 1 | 4 | 1 | 2 | - | 1 | - | - | - | - | - | - | - |
| Antisocial reaction | | 7 | 0 | - | - | - | - | 5 | - | 2 | - | - | - | - | - | - | - | - | - | - | - | - | - |
| Dyssocial reaction | | 0 | 0 | - | - | - | - | - | - | - | - | - | - | - | - | - | - | - | - | - | - | - | - |
| Sexual deviation | | 2 | 0 | - | - | - | - | 1 | - | 1 | - | - | - | - | - | - | - | - | - | - | - | - | - |
| Alcoholism (addiction) | | 64 | 19 | - | - | - | - | 3 | - | 12 | 4 | 17 | 5 | 21 | 8 | 7 | 1 | 4 | 1 | - | - | - | - |
| Drug addiction | | 3 | 5 | - | - | - | - | - | - | - | 1 | - | 2 | 2 | 1 | 1 | 1 | - | - | - | - | - | - |
| Special symptom reaction | | 0 | 0 | - | - | - | - | - | - | - | - | - | - | - | - | - | - | - | - | - | - | - | - |
| TRANSIENT SITUATIONAL PERSON- ALITY DISTURBANCE | 1 | 1 | 0 | - | - | 1 | - | - | - | - | - | - | - | - | - | - | - | - | - | - | - | - | - |
| MENTAL DEFICIENCIES, total | 11 | 8 | 3 | | | | | | | | | | | | | | | | | | | | |
| Without psychosis | | 4 | 1 | - | - | 1 | - | - | - | 2 | 1 | 1 | - | - | - | - | - | - | - | - | - | - | - |
| With psychosis | | 4 | 2 | - | - | - | - | 3 | - | - | - | 1 | 1 | - | - | - | 1 | - | - | - | - | - | - |
| MENTAL DISORDER (undiagnosed) . | 101 | 75 | 26 | 1 | 1 | 5 | - | 18 | 2 | 18 | 4 | 16 | 8 | 9 | 7 | 4 | 2 | 3 | 2 | 1 | - | - | - |
| WITHOUT MENTAL DISORDER | 0 | 0 | 0 | | | | | | | | | | | | | | | | | | | | |
| NOT INSANE (legally sane) | 9 | 9 | 0 | - | - | - | - | 4 | - | 1 | - | 3 | - | 1 | - | - | - | - | - | - | - | - | - |
| GRAND TOTAL | 427 | 285 | 142 | 3 | 1 | 14 | 1 | 50 | 10 | 61 | 19 | 68 | 35 | 49 | 48 | 21 | 17 | 13 | 8 | 5 | 3 | 1 | 0 |

TABLE XX

**TRANSFERS FROM OTHER COLORADO SYSTEM HOSPITALS,
BY SEX, PSYCHIATRIC DIAGNOSIS AND AGE**

YEAR ENDING JUNE 30, 1962

| Diagnosis | TOTAL | M | F | Under 15 | | 15-18 | | 19-24 | | 25-34 | | 35-44 | | 45-54 | | 55-64 | | 65-74 | | 75-84 | | 85 and over | |
|--|-------|----|----|----------|---|-------|---|-------|---|-------|---|-------|---|-------|---|-------|---|-------|---|-------|---|-------------|---|
| | | | | M | F | M | F | M | F | M | F | M | F | M | F | M | F | M | F | M | F | M | F |
| ACUTE BRAIN SYNDROME, total ... | 0 | 0 | 0 | | | | | | | | | | | | | | | | | | | | |
| (associated with) | | | | | | | | | | | | | | | | | | | | | | | |
| Alcohol intoxication | | 0 | 0 | - | - | - | - | - | - | - | - | - | - | - | - | - | - | - | - | - | - | - | - |
| Drug or poison intoxication | | 0 | 0 | - | - | - | - | - | - | - | - | - | - | - | - | - | - | - | - | - | - | - | - |
| (except alcohol) | | | | | | | | | | | | | | | | | | | | | | | |
| Convulsive disorder | | 0 | 0 | - | - | - | - | - | - | - | - | - | - | - | - | - | - | - | - | - | - | - | - |
| All other conditions | | 0 | 0 | - | - | - | - | - | - | - | - | - | - | - | - | - | - | - | - | - | - | - | - |
| CHRONIC BRAIN SYNDROME, total . | 37 | 19 | 18 | | | | | | | | | | | | | | | | | | | | |
| (associated with) | | | | | | | | | | | | | | | | | | | | | | | |
| Diseases and conditions due to prenatal (constitutional) influence | | 0 | 0 | - | - | - | - | - | - | - | - | - | - | - | - | - | - | - | - | - | - | - | - |
| Meningoencephalitic syphilis | | 0 | 0 | - | - | - | - | - | - | - | - | - | - | - | - | - | - | - | - | - | - | - | - |
| Other CNS syphilis | | 0 | 0 | - | - | - | - | - | - | - | - | - | - | - | - | - | - | - | - | - | - | - | - |
| Epidemic encephalitis | | 0 | 1 | - | - | - | - | - | - | 1 | - | - | - | - | - | - | - | - | - | - | - | - | - |
| Other intracranial infections) | | | | | | | | | | | | | | | | | | | | | | | |
| Alcohol intoxication | | 5 | 0 | - | - | - | - | - | - | - | - | 1 | - | - | - | 4 | - | - | - | - | - | - | - |
| Drug or poison intoxication | | 0 | 0 | - | - | - | - | - | - | - | - | - | - | - | - | - | - | - | - | - | - | - | - |
| (except alcohol) | | | | | | | | | | | | | | | | | | | | | | | |
| Birth trauma | | 0 | 1 | - | - | - | 1 | - | - | - | - | - | - | - | - | - | - | - | - | - | - | - | - |
| Other trauma | | 0 | 1 | - | 1 | - | - | - | - | - | - | - | - | - | - | - | - | - | - | - | - | - | - |
| Cerebral arteriosclerosis | | 7 | 10 | - | - | - | - | - | - | - | - | - | - | 1 | - | 1 | 2 | 3 | 3 | - | 3 | 2 | 2 |
| Other circulatory disturbance | | 0 | 0 | - | - | - | - | - | - | - | - | - | - | - | - | - | - | - | - | - | - | - | - |
| Convulsive disorder | | 2 | 1 | - | - | 1 | - | 1 | 1 | - | - | - | - | - | - | - | - | - | - | - | - | - | - |
| Senile brain disease | | 4 | 1 | - | - | - | - | - | - | - | - | - | - | 1 | - | - | - | 3 | - | 1 | - | - | - |
| Other disturbance of metabolism, growth, and nutrition | | 0 | 1 | - | - | - | - | - | - | - | - | - | - | 1 | - | - | - | - | - | - | - | - | - |
| Intracranial neoplasm | | 1 | 0 | - | - | - | - | - | - | - | - | - | - | - | - | - | - | - | - | 1 | - | - | - |
| Diseases of unknown and uncertain cause | | 0 | 2 | - | - | - | - | - | 2 | - | - | - | - | - | - | - | - | - | - | - | - | - | - |
| Chronic brain syndromes of unknown cause | | 0 | 0 | - | - | - | - | - | - | - | - | - | - | - | - | - | - | - | - | - | - | - | - |

Table XX continued

TRANSFERS FROM OTHER COLORADO SYSTEM HOSPITALS,
BY SEX, PSYCHIATRIC DIAGNOSIS AND AGE

Year Ending June 30, 1962

| Diagnosis | TOTAL | M | F | Under 15 | | 15-18 | | 19-24 | | 25-34 | | 35-44 | | 45-54 | | 55-64 | | 65-74 | | 75-84 | | 85 and over | |
|---|-------|----|----|----------|---|-------|---|-------|---|-------|----|-------|---|-------|---|-------|---|-------|---|-------|---|-------------|---|
| | | | | M | F | M | F | M | F | M | F | M | F | M | F | M | F | M | F | M | F | M | F |
| PSYCHOTIC DISORDERS, total | 43 | 21 | 22 | | | | | | | | | | | | | | | | | | | | |
| Involutional psychotic reaction | | 0 | 1 | - | - | - | - | - | - | - | - | - | - | - | 1 | - | - | - | - | - | - | - | - |
| Manic depressive reactions) | | 2 | 1 | - | - | - | - | - | - | - | - | - | 1 | 1 | - | 1 | - | - | - | - | - | - | - |
| Psychotic depressive reaction) | | | | | | | | | | | | | | | | | | | | | | | |
| Schizophrenic reactions | | 19 | 20 | 2 | - | - | 1 | 5 | 3 | 5 | 7 | 3 | 6 | 3 | - | - | 2 | 1 | 1 | - | - | - | - |
| Paranoid reactions | | 0 | 0 | - | - | - | - | - | - | - | - | - | - | - | - | - | - | - | - | - | - | - | - |
| Other | | 0 | 0 | - | - | - | - | - | - | - | - | - | - | - | - | - | - | - | - | - | - | - | - |
| PSYCHOPHYSIOLOGIC, AUTONOMIC, AND VISCERAL DISORDERS | 0 | 0 | 0 | - | - | | | | | | | | | | | | | | | | | | |
| PSYCHONEUROTIC REACTIONS | 6 | 3 | 3 | 1 | - | - | 2 | - | - | 2 | 1 | - | - | - | - | - | - | - | - | - | - | - | - |
| PERSONALITY DISORDERS, total .. | 21 | 14 | 7 | | | | | | | | | | | | | | | | | | | | |
| Personality pattern disturbance | | 1 | 1 | - | - | - | 1 | - | - | - | - | 1 | - | - | - | - | - | - | - | - | - | - | - |
| Personality trait disturbance | | 5 | 5 | 2 | - | 1 | - | - | 1 | - | 3 | 1 | - | 1 | 1 | - | - | - | - | - | - | - | - |
| Antisocial reaction | | 3 | 0 | - | - | - | - | 2 | - | 1 | - | - | - | - | - | - | - | - | - | - | - | - | - |
| Dyssocial reaction | | 0 | 0 | - | - | - | - | - | - | - | - | - | - | - | - | - | - | - | - | - | - | - | - |
| Sexual deviation | | 0 | 0 | - | - | - | - | - | - | - | - | - | - | - | - | - | - | - | - | - | - | - | - |
| Alcoholism (addiction) | | 4 | 1 | - | - | - | - | - | - | 1 | - | 3 | - | 1 | - | - | - | - | - | - | - | - | - |
| Drug addiction | | 1 | 0 | - | - | - | - | 1 | - | - | - | - | - | - | - | - | - | - | - | - | - | - | - |
| Special symptom reaction | | 0 | 0 | - | - | - | - | - | - | - | - | - | - | - | - | - | - | - | - | - | - | - | - |
| TRANSIENT SITUATIONAL PERSON- ALITY DISTURBANCE | 2 | 1 | 1 | - | - | - | 1 | - | - | - | - | - | - | - | - | - | - | 1 | - | - | - | - | - |
| MENTAL DEFICIENCIES, total | 4 | 4 | 0 | | | | | | | | | | | | | | | | | | | | |
| Without psychosis | | 4 | 0 | 1 | - | 1 | - | 1 | - | 1 | - | - | - | - | - | - | - | - | - | - | - | - | - |
| With psychosis | | 0 | 0 | - | - | - | - | - | - | - | - | - | - | - | - | - | - | - | - | - | - | - | - |
| MENTAL DISORDER (undiagnosed) . | 12 | 7 | 5 | 3 | - | 1 | 1 | - | - | 2 | - | 1 | 1 | - | 1 | - | 1 | - | - | - | 1 | - | - |
| WITHOUT MENTAL DISORDER | 0 | 0 | 0 | | | | | | | | | | | | | | | | | | | | |
| NOT INSANE (legally sane) | 0 | 0 | 0 | | | | | | | | | | | | | | | | | | | | |
| GRAND TOTAL | 125 | 69 | 56 | 9 | 1 | 4 | 7 | 10 | 7 | 11 | 13 | 10 | 8 | 7 | 5 | 6 | 5 | 8 | 4 | 2 | 4 | 2 | 2 |

TABLE XXI
TOTAL ADMISSIONS
BY ETHNIC GROUP, SEX, PSYCHIATRIC DIAGNOSIS AND AGE
YEAR ENDING JUNE 30, 1962

| Ethnic group; diagnosis | TOTAL | M | F | Under 15 | | 15-18 | | 19-24 | | 25-34 | | 35-44 | | 45-54 | | 55-64 | | 65-74 | | 75-84 | | 85 and over | |
|-----------------------------|-------|----|----|-------------|---|-------|---|-------|---|-------|---|-------|---|-------|---|-------|---|-------|---|-------|---|----------------|---|
| | | | | M | F | M | F | M | F | M | F | M | F | M | F | M | F | M | F | M | F | M | F |
| AMERICAN INDIAN total | 7 | 4 | 3 | 0 | 0 | 0 | 0 | 0 | 0 | 3 | 3 | 0 | 0 | 1 | 0 | 0 | 0 | 0 | 0 | 0 | 0 | 0 | 0 |
| Schizophrenic reactions | | 0 | 0 | - | - | - | - | - | - | - | - | - | - | - | - | - | - | - | - | - | - | - | - |
| Other psychotic disorders | | 0 | 0 | - | - | - | - | - | - | - | - | - | - | - | - | - | - | - | - | - | - | - | - |
| Alcoholics | | 1 | 2 | - | - | - | - | - | - | - | 2 | - | - | 1 | - | - | - | - | - | - | - | - | - |
| Other personality disorders | | 1 | 1 | - | - | - | - | - | - | 1 | 1 | - | - | - | - | - | - | - | - | - | - | - | - |
| Diseases of senium | | 0 | 0 | - | - | - | - | - | - | - | - | - | - | - | - | - | - | - | - | - | - | - | - |
| Convulsive disorders | | 0 | 0 | - | - | - | - | - | - | - | - | - | - | - | - | - | - | - | - | - | - | - | - |
| Other brain syndromes | | 0 | 0 | - | - | - | - | - | - | - | - | - | - | - | - | - | - | - | - | - | - | - | - |
| Mental deficient | | 2 | 0 | - | - | - | - | - | - | 2 | - | - | - | - | - | - | - | - | - | - | - | - | - |
| Undiagnosed | | 0 | 0 | - | - | - | - | - | - | - | - | - | - | - | - | - | - | - | - | - | - | - | - |
| Not insane | | 0 | 0 | - | - | - | - | - | - | - | - | - | - | - | - | - | - | - | - | - | - | - | - |
| ITALIAN, total | 22 | 13 | 9 | 0 | 0 | 0 | 0 | 1 | 0 | 0 | 0 | 3 | 4 | 1 | 4 | 1 | 1 | 1 | 0 | 4 | 0 | 2 | 0 |
| Schizophrenic reactions | | 1 | 2 | - | - | - | - | - | - | - | - | 1 | 2 | - | - | - | - | - | - | - | - | - | - |
| Other psychotic disorders | | 0 | 3 | - | - | - | - | - | - | - | - | - | 1 | - | 2 | - | - | - | - | - | - | - | - |
| Alcoholics | | 0 | 0 | - | - | - | - | - | - | - | - | - | - | - | - | - | - | - | - | - | - | - | - |
| Other personality disorders | | 1 | 1 | - | - | - | - | 1 | - | - | - | - | 1 | - | - | - | - | - | - | - | - | - | - |
| Diseases of senium | | 6 | 1 | - | - | - | - | - | - | - | - | - | - | - | - | 1 | 1 | - | 3 | - | 2 | - | - |
| Convulsive disorders | | 0 | 0 | - | - | - | - | - | - | - | - | - | - | - | - | - | - | - | - | - | - | - | - |
| Other brain syndromes | | 2 | 0 | - | - | - | - | - | - | - | - | - | - | - | - | 1 | - | - | 1 | - | - | - | - |
| Mental deficient | | 0 | 0 | - | - | - | - | - | - | - | - | - | - | - | - | - | - | - | - | - | - | - | - |
| Undiagnosed | | 3 | 2 | - | - | - | - | - | - | - | - | 2 | - | 1 | 2 | - | - | - | - | - | - | - | - |
| Not insane | | 0 | 0 | - | - | - | - | - | - | - | - | - | - | - | - | - | - | - | - | - | - | - | - |
| NEGRO, total | 76 | 46 | 30 | 4 | 2 | 6 | 0 | 4 | 1 | 9 | 6 | 10 | 7 | 4 | 7 | 4 | 1 | 3 | 1 | 1 | 3 | 1 | 2 |
| Schizophrenic reactions | | 10 | 17 | - | 1 | 1 | - | 2 | 1 | 3 | 5 | 3 | 5 | 1 | 5 | - | - | - | - | - | - | - | - |
| Other psychotic disorders | | 0 | 0 | - | - | - | - | - | - | - | - | - | - | - | - | - | - | - | - | - | - | - | - |
| Alcoholics | | 8 | 0 | - | - | - | - | - | - | 4 | - | 2 | - | 1 | - | 1 | - | - | - | - | - | - | - |
| Other personality disorders | | 5 | 1 | 1 | - | 2 | - | - | - | 1 | 1 | 1 | - | - | - | - | - | - | - | - | - | - | - |
| Diseases of senium | | 3 | 6 | - | - | - | - | - | - | - | - | - | - | - | 1 | - | - | 1 | 1 | 1 | 2 | 1 | 2 |
| Convulsive disorders | | 0 | 0 | - | - | - | - | - | - | - | - | - | - | - | - | - | - | - | - | - | - | - | - |
| Other brain syndromes | | 4 | 2 | - | - | 1 | - | - | - | - | - | - | 1 | - | 1 | 3 | - | - | - | - | - | - | - |
| Mental deficient | | 0 | 0 | - | - | - | - | - | - | - | - | - | - | - | - | - | - | - | - | - | - | - | - |
| Undiagnosed | | 16 | 4 | 3 | 1 | 2 | - | 2 | - | 1 | - | 4 | 1 | 2 | - | - | 1 | 2 | - | - | 1 | - | - |
| Not insane | | 0 | 0 | - | - | - | - | - | - | - | - | - | - | - | - | - | - | - | - | - | - | - | - |

Table XXI continued

TOTAL ADMISSIONS
BY ETHNIC GROUP, SEX, PSYCHIATRIC DIAGNOSIS AND AGE

Year Ending June 30, 1962

| Ethnic group; diagnosis | TOTAL | M | F | Under 15 | | 15-18 | | 19-24 | | 25-34 | | 35-44 | | 45-54 | | 55-64 | | 65-74 | | 75-84 | | 85 and over | |
|-------------------------------|-------|-----|-----|-------------|----|-------|----|-------|----|-------|----|-------|----|-------|----|-------|----|-------|----|-------|----|----------------|---|
| | | | | M | F | M | F | M | F | M | F | M | F | M | F | M | F | M | F | M | F | M | F |
| ORIENTAL, total | 4 | 3 | 1 | 0 | 0 | 0 | 0 | 0 | 0 | 0 | 1 | 0 | 0 | 0 | 0 | 2 | 0 | 1 | 0 | 0 | 0 | 0 | 0 |
| Schizophrenic reactions | | 0 | 0 | - | - | - | - | - | - | - | - | - | - | - | - | - | - | - | - | - | - | - | - |
| Other psychotic disorders | | 0 | 0 | - | - | - | - | - | - | - | - | - | - | - | - | - | - | - | - | - | - | - | - |
| Alcoholics | | 0 | 0 | - | - | - | - | - | - | - | - | - | - | - | - | - | - | - | - | - | - | - | - |
| Other personality disorders | | 0 | 0 | - | - | - | - | - | - | - | - | - | - | - | - | - | - | - | - | - | - | - | - |
| Diseases of senium | | 2 | 0 | - | - | - | - | - | - | - | - | - | - | - | - | 2 | - | - | - | - | - | - | - |
| Convulsive disorders | | 0 | 0 | - | - | - | - | - | - | - | - | - | - | - | - | - | - | - | - | - | - | - | - |
| Other brain syndromes | | 1 | 0 | - | - | - | - | - | - | - | - | - | - | - | - | - | - | 1 | - | - | - | - | - |
| Mental deficiencies | | 0 | 0 | - | - | - | - | - | - | - | - | - | - | - | - | - | - | - | - | - | - | - | - |
| Undiagnosed | | 0 | 1 | - | - | - | - | - | - | - | 1 | - | - | - | - | - | - | - | - | - | - | - | - |
| Not insane | | 0 | 0 | - | - | - | - | - | - | - | - | - | - | - | - | - | - | - | - | - | - | - | - |
| SPANISH-AMERICAN, total | 196 | 154 | 42 | 5 | 2 | 14 | 2 | 40 | 9 | 36 | 9 | 27 | 8 | 15 | 6 | 10 | 3 | 6 | 1 | 0 | 1 | 1 | 1 |
| Schizophrenic reactions | | 26 | 15 | 2 | - | 3 | - | 5 | 5 | 8 | 3 | 5 | 3 | 1 | 3 | 2 | 1 | - | - | - | - | - | - |
| Other psychotic disorders | | 0 | 1 | - | - | - | - | - | - | - | - | - | - | - | - | - | 1 | - | - | - | - | - | - |
| Alcoholics | | 34 | 5 | - | - | - | - | 2 | 1 | 10 | 2 | 12 | 1 | 7 | 1 | 3 | - | - | - | - | - | - | - |
| Other personality disorders | | 18 | 5 | 1 | - | 4 | 1 | 9 | 2 | 1 | 1 | 1 | 1 | 2 | - | - | - | - | - | - | - | - | - |
| Diseases of senium | | 4 | 2 | - | - | - | - | - | - | - | - | - | - | - | - | 4 | - | - | 1 | - | - | - | 1 |
| Convulsive disorders | | 5 | 3 | - | - | - | 1 | 2 | - | 3 | - | - | 1 | - | 1 | - | - | - | - | - | - | - | - |
| Other brain syndromes | | 3 | 2 | - | - | - | - | - | 1 | - | 1 | - | - | 1 | - | 1 | - | 1 | - | - | - | - | - |
| Mental deficiencies | | 10 | 4 | - | 1 | 4 | - | 3 | - | - | 1 | 2 | 1 | 1 | - | 1 | - | - | - | - | - | - | - |
| Undiagnosed | | 38 | 5 | 2 | 1 | 1 | - | 11 | - | 10 | 1 | 5 | 1 | 3 | 1 | - | - | 5 | - | 1 | 1 | 1 | - |
| Not insane | | 16 | 0 | - | - | 2 | - | 8 | - | 4 | - | 2 | - | - | - | - | - | - | - | - | - | - | - |
| OTHER, total | 866 | 539 | 327 | 17 | 11 | 29 | 13 | 76 | 17 | 97 | 42 | 114 | 68 | 96 | 56 | 49 | 43 | 30 | 36 | 22 | 33 | 9 | 8 |
| Schizophrenic reactions | | 107 | 104 | 3 | 1 | 3 | 4 | 24 | 7 | 28 | 16 | 29 | 35 | 12 | 24 | 5 | 14 | 3 | 3 | - | - | - | - |
| Other psychotic disorders | | 12 | 17 | - | - | - | - | 1 | - | - | 2 | 1 | 1 | 3 | 2 | 4 | 8 | 3 | 4 | - | - | - | - |
| Alcoholics | | 136 | 31 | - | - | - | - | 1 | - | 19 | 4 | 39 | 9 | 46 | 11 | 25 | 4 | 6 | 3 | - | - | - | - |
| Other personality disorders | | 71 | 38 | 5 | 5 | 11 | 4 | 15 | 1 | 17 | 12 | 9 | 8 | 11 | 7 | 2 | 1 | - | - | 1 | - | - | - |
| Diseases of senium | | 45 | 70 | - | - | - | - | - | - | - | - | - | - | - | 2 | 3 | 9 | 15 | 22 | 19 | 29 | 8 | 8 |
| Convulsive disorders | | 18 | 5 | 2 | - | 2 | 1 | 3 | 2 | 5 | 1 | 3 | - | 2 | - | 1 | 1 | - | - | - | - | - | - |
| Other brain syndromes | | 12 | 15 | - | 2 | - | 1 | - | 3 | 3 | 2 | 3 | 2 | 3 | 3 | 3 | 1 | - | 1 | - | - | - | - |
| Mental deficiencies | | 14 | 3 | 4 | 1 | 2 | 1 | 3 | 1 | 5 | - | - | - | - | - | - | - | - | - | - | - | - | - |
| Undiagnosed | | 99 | 42 | 3 | 2 | 8 | 2 | 26 | 1 | 14 | 5 | 22 | 13 | 15 | 7 | 5 | 5 | 3 | 3 | 2 | 4 | 1 | - |
| Not insane | | 25 | 2 | - | - | 3 | - | 3 | 2 | 6 | - | 8 | - | 4 | - | 1 | - | - | - | - | - | - | - |

TOTAL ADMISSIONS
BY ETHNIC GROUP, SEX, PSYCHIATRIC DIAGNOSIS AND AGE

Year Ending June 30, 1962

| Ethnic group; diagnosis | TOTAL | M | F | Under 15 | | 15-18 | | 19-24 | | 25-34 | | 35-44 | | 45-54 | | 55-64 | | 65-74 | | 75-84 | | 85 and over | |
|-----------------------------|-------|------|-----|-------------|----|-------|----|-------|----|-------|-----|-------|-----|-------|-----|-------|----|-------|----|-------|----|----------------|----|
| | | | | M | F | M | F | M | F | M | F | M | F | M | F | M | F | M | F | M | F | M | F |
| UNASCERTAINED, total | 677 | 443 | 234 | 15 | 5 | 16 | 7 | 37 | 20 | 69 | 40 | 80 | 43 | 70 | 28 | 66 | 21 | 42 | 28 | 37 | 31 | 11 | 11 |
| Schizophrenic reactions | | 44 | 56 | 2 | 2 | 2 | 3 | 7 | 5 | 17 | 19 | 7 | 14 | 6 | 8 | 2 | 3 | 1 | 2 | - | - | - | - |
| Other psychotic disorders | | 9 | 13 | 1 | - | - | - | 2 | - | - | - | 2 | 4 | 1 | 4 | 3 | 4 | - | 1 | - | - | - | - |
| Alcoholics | | 130 | 21 | - | - | - | - | 3 | - | 19 | 4 | 41 | 7 | 37 | 7 | 26 | 3 | 4 | - | - | - | - | - |
| Other personality disorders | | 44 | 29 | 6 | 1 | 6 | 3 | 4 | 3 | 7 | 9 | 8 | 8 | 7 | 1 | 4 | 2 | 2 | 2 | - | - | - | - |
| Diseases of senium | | 80 | 59 | - | - | - | - | - | - | - | - | - | - | 2 | 1 | 10 | 4 | 27 | 20 | 31 | 25 | 10 | 9 |
| Convulsive disorders | | 2 | 3 | - | - | - | - | 1 | 2 | - | - | - | 1 | 1 | - | - | - | - | - | - | - | - | - |
| Other brain syndromes | | 18 | 8 | - | 1 | - | 1 | 1 | - | 2 | 1 | 2 | 1 | 3 | 2 | 5 | 1 | 3 | 1 | 2 | - | - | - |
| Mental deficient | | 8 | 3 | 1 | - | 2 | - | 3 | 1 | - | 1 | 1 | 1 | - | - | 1 | - | - | - | - | - | - | - |
| Undiagnosed | | 91 | 41 | 5 | 1 | 4 | - | 10 | 9 | 19 | 6 | 18 | 6 | 11 | 5 | 14 | 4 | 5 | 2 | 4 | 6 | 1 | 2 |
| Not insane | | 17 | 1 | - | - | 2 | - | 6 | - | 5 | - | 1 | 1 | 2 | - | 1 | - | - | - | - | - | - | - |
| GRAND TOTAL | 1848 | 1202 | 646 | 41 | 20 | 65 | 22 | 158 | 47 | 214 | 101 | 234 | 130 | 187 | 101 | 132 | 69 | 83 | 66 | 64 | 68 | 24 | 22 |
| Schizophrenic reactions | 382 | 188 | 194 | 7 | 4 | 9 | 7 | 38 | 18 | 56 | 43 | 45 | 59 | 20 | 40 | 9 | 18 | 4 | 5 | - | - | - | - |
| Other psychotic disorders | 55 | 21 | 34 | 1 | - | - | - | 3 | - | - | 2 | 3 | 6 | 4 | 8 | 7 | 13 | 3 | 5 | - | - | - | - |
| Alcoholics | 368 | 309 | 59 | - | - | - | - | 6 | 1 | 52 | 12 | 94 | 17 | 92 | 19 | 55 | 7 | 10 | 3 | - | - | - | - |
| Other personality disorders | 215 | 140 | 75 | 13 | 6 | 23 | 8 | 29 | 6 | 27 | 24 | 19 | 18 | 20 | 8 | 6 | 3 | 2 | 2 | 1 | - | - | - |
| Diseases of senium | 278 | 140 | 138 | - | - | - | - | - | - | - | - | - | - | 2 | 4 | 19 | 14 | 44 | 44 | 54 | 56 | 21 | 20 |
| Convulsive disorders | 36 | 25 | 11 | 2 | - | 2 | 2 | 6 | 4 | 8 | 1 | 3 | 2 | 3 | 1 | 1 | 1 | - | - | - | - | - | - |
| Other brain syndromes | 67 | 40 | 27 | - | 3 | 1 | 2 | 1 | 4 | 5 | 4 | 5 | 4 | 7 | 6 | 13 | 2 | 5 | 2 | 3 | - | - | - |
| Mental deficient | 44 | 34 | 10 | 5 | 2 | 8 | 1 | 9 | 2 | 7 | 2 | 3 | 2 | 1 | - | 1 | 1 | - | - | - | - | - | - |
| Undiagnosed | 342 | 247 | 95 | 13 | 5 | 15 | 2 | 49 | 10 | 44 | 13 | 51 | 21 | 32 | 15 | 19 | 10 | 15 | 5 | 6 | 12 | 3 | 2 |
| Not insane | 61 | 58 | 3 | - | - | 7 | - | 17 | 2 | 15 | - | 11 | 1 | 6 | - | 2 | - | - | - | - | - | - | - |

TABLE XXII
CENTRAL AREA¹ ADMISSIONS
BY ETHNIC GROUP, SEX, PSYCHIATRIC DIAGNOSIS AND AGE
YEAR ENDING JUNE 30, 1962

| Ethnic group; diagnosis | TOTAL | M | F | Under 15 | | 15-18 | | 19-24 | | 25-34 | | 35-44 | | 45-54 | | 55-64 | | 65-74 | | 75-84 | | 85 and over | |
|-----------------------------|-------|---|---|-------------|---|-------|---|-------|---|-------|---|-------|---|-------|---|-------|---|-------|---|-------|---|----------------|---|
| | | | | M | F | M | F | M | F | M | F | M | F | M | F | M | F | M | F | M | F | M | F |
| AMERICAN INDIAN total | 0 | 0 | 0 | 0 | 0 | 0 | 0 | 0 | 0 | 0 | 0 | 0 | 0 | 0 | 0 | 0 | 0 | 0 | 0 | 0 | 0 | 0 | 0 |
| Schizophrenic reactions | | 0 | 0 | - | - | - | - | - | - | - | - | - | - | - | - | - | - | - | - | - | - | - | - |
| Other psychotic disorders | | 0 | 0 | - | - | - | - | - | - | - | - | - | - | - | - | - | - | - | - | - | - | - | - |
| Alcoholics | | 0 | 0 | - | - | - | - | - | - | - | - | - | - | - | - | - | - | - | - | - | - | - | - |
| Other personality disorders | | 0 | 0 | - | - | - | - | - | - | - | - | - | - | - | - | - | - | - | - | - | - | - | - |
| Diseases of senium | | 0 | 0 | - | - | - | - | - | - | - | - | - | - | - | - | - | - | - | - | - | - | - | - |
| Convulsive disorders | | 0 | 0 | - | - | - | - | - | - | - | - | - | - | - | - | - | - | - | - | - | - | - | - |
| Other brain syndromes | | 0 | 0 | - | - | - | - | - | - | - | - | - | - | - | - | - | - | - | - | - | - | - | - |
| Mental deficient | | 0 | 0 | - | - | - | - | - | - | - | - | - | - | - | - | - | - | - | - | - | - | - | - |
| Undiagnosed | | 0 | 0 | - | - | - | - | - | - | - | - | - | - | - | - | - | - | - | - | - | - | - | - |
| Not insane | | 0 | 0 | - | - | - | - | - | - | - | - | - | - | - | - | - | - | - | - | - | - | - | - |
| ITALIAN, total | 0 | 0 | 0 | 0 | 0 | 0 | 0 | 0 | 0 | 0 | 0 | 0 | 0 | 0 | 0 | 0 | 0 | 0 | 0 | 0 | 0 | 0 | 0 |
| Schizophrenic reactions | | 0 | 0 | - | - | - | - | - | - | - | - | - | - | - | - | - | - | - | - | - | - | - | - |
| Other psychotic disorders | | 0 | 0 | - | - | - | - | - | - | - | - | - | - | - | - | - | - | - | - | - | - | - | - |
| Alcoholics | | 0 | 0 | - | - | - | - | - | - | - | - | - | - | - | - | - | - | - | - | - | - | - | - |
| Other personality disorders | | 0 | 0 | - | - | - | - | - | - | - | - | - | - | - | - | - | - | - | - | - | - | - | - |
| Diseases of senium | | 0 | 0 | - | - | - | - | - | - | - | - | - | - | - | - | - | - | - | - | - | - | - | - |
| Convulsive disorders | | 0 | 0 | - | - | - | - | - | - | - | - | - | - | - | - | - | - | - | - | - | - | - | - |
| Other brain syndromes | | 0 | 0 | - | - | - | - | - | - | - | - | - | - | - | - | - | - | - | - | - | - | - | - |
| Mental deficient | | 0 | 0 | - | - | - | - | - | - | - | - | - | - | - | - | - | - | - | - | - | - | - | - |
| Undiagnosed | | 0 | 0 | - | - | - | - | - | - | - | - | - | - | - | - | - | - | - | - | - | - | - | - |
| Not insane | | 0 | 0 | - | - | - | - | - | - | - | - | - | - | - | - | - | - | - | - | - | - | - | - |
| NEGRO, total | 8 | 6 | 2 | 0 | 0 | 2 | 0 | 0 | 0 | 0 | 0 | 0 | 2 | 1 | 0 | 1 | 0 | 1 | 0 | 0 | 0 | 1 | 0 |
| Schizophrenic reactions | | 1 | 2 | - | - | - | - | - | - | - | - | - | 2 | 1 | - | - | - | - | - | - | - | - | - |
| Other psychotic disorders | | 0 | 0 | - | - | - | - | - | - | - | - | - | - | - | - | - | - | - | - | - | - | - | - |
| Alcoholics | | 1 | 0 | - | - | - | - | - | - | - | - | - | - | - | - | 1 | - | - | - | - | - | - | - |
| Other personality disorders | | 2 | 0 | - | - | 2 | - | - | - | - | - | - | - | - | - | - | - | - | - | - | - | - | - |
| Diseases of senium | | 2 | 0 | - | - | - | - | - | - | - | - | - | - | - | - | - | - | 1 | - | - | - | 1 | - |
| Convulsive disorders | | 0 | 0 | - | - | - | - | - | - | - | - | - | - | - | - | - | - | - | - | - | - | - | - |
| Other brain syndromes | | 0 | 0 | - | - | - | - | - | - | - | - | - | - | - | - | - | - | - | - | - | - | - | - |
| Mental deficient | | 0 | 0 | - | - | - | - | - | - | - | - | - | - | - | - | - | - | - | - | - | - | - | - |
| Undiagnosed | | 0 | 0 | - | - | - | - | - | - | - | - | - | - | - | - | - | - | - | - | - | - | - | - |
| Not insane | | 0 | 0 | - | - | - | - | - | - | - | - | - | - | - | - | - | - | - | - | - | - | - | - |

CENTRAL AREA¹ ADMISSIONS
BY ETHNIC GROUP, SEX, PSYCHIATRIC DIAGNOSIS AND AGE

Table XXII continued

Year Ending June 30, 1962

| Ethnic group; diagnosis | TOTAL | M | F | Under 15 | | 15-18 | | 19-24 | | 25-34 | | 35-44 | | 45-54 | | 55-64 | | 65-74 | | 75-84 | | 85 and over | |
|-------------------------------|-------|----|----|-------------|---|-------|---|-------|---|-------|---|-------|----|-------|---|-------|---|-------|---|-------|---|----------------|---|
| | | | | M | F | M | F | M | F | M | F | M | F | M | F | M | F | M | F | M | F | M | F |
| OKIENAL, total | 0 | 0 | 0 | 0 | 0 | 0 | 0 | 0 | 0 | 0 | 0 | 0 | 0 | 0 | 0 | 0 | 0 | 0 | 0 | 0 | 0 | 0 | 0 |
| Schizophrenic reactions | | 0 | 0 | - | - | - | - | - | - | - | - | - | - | - | - | - | - | - | - | - | - | - | - |
| Other psychotic disorders | | 0 | 0 | - | - | - | - | - | - | - | - | - | - | - | - | - | - | - | - | - | - | - | - |
| Alcoholics | | 0 | 0 | - | - | - | - | - | - | - | - | - | - | - | - | - | - | - | - | - | - | - | - |
| Other personality disorders | | 0 | 0 | - | - | - | - | - | - | - | - | - | - | - | - | - | - | - | - | - | - | - | - |
| Diseases of senium | | 0 | 0 | - | - | - | - | - | - | - | - | - | - | - | - | - | - | - | - | - | - | - | - |
| Convulsive disorders | | 0 | 0 | - | - | - | - | - | - | - | - | - | - | - | - | - | - | - | - | - | - | - | - |
| Other brain syndromes | | 0 | 0 | - | - | - | - | - | - | - | - | - | - | - | - | - | - | - | - | - | - | - | - |
| Mental deficientis | | 0 | 0 | - | - | - | - | - | - | - | - | - | - | - | - | - | - | - | - | - | - | - | - |
| Undiagnosed | | 0 | 0 | - | - | - | - | - | - | - | - | - | - | - | - | - | - | - | - | - | - | - | - |
| Not insane | | 0 | 0 | - | - | - | - | - | - | - | - | - | - | - | - | - | - | - | - | - | - | - | - |
| SPANISH-AMERICAN, total | 15 | 9 | 6 | 0 | 0 | 0 | 0 | 1 | 2 | 6 | 4 | 1 | 0 | 1 | 0 | 0 | 0 | 0 | 0 | 0 | 0 | 0 | 0 |
| Schizophrenic reactions | | 1 | 2 | - | - | - | - | - | 1 | 1 | 1 | - | - | - | - | - | - | - | - | - | - | - | - |
| Other psychotic disorders | | 0 | 0 | - | - | - | - | - | - | - | - | - | - | - | - | - | - | - | - | - | - | - | - |
| Alcoholics | | 2 | 1 | - | - | - | - | - | - | 1 | 1 | 1 | - | - | - | - | - | - | - | - | - | - | - |
| Other personality disorders | | 0 | 2 | - | - | - | - | - | 1 | - | 1 | - | - | - | - | - | - | - | - | - | - | - | - |
| Diseases of senium | | 0 | 0 | - | - | - | - | - | - | - | - | - | - | - | - | - | - | - | - | - | - | - | - |
| Convulsive disorders | | 1 | 0 | - | - | - | - | - | - | 1 | - | - | - | - | - | - | - | - | - | - | - | - | - |
| Other brain syndromes | | 0 | 0 | - | - | - | - | - | - | - | - | - | - | - | - | - | - | - | - | - | - | - | - |
| Mental deficientis | | 0 | 0 | - | - | - | - | - | - | - | - | - | - | - | - | - | - | - | - | - | - | - | - |
| Undiagnosed | | 5 | 1 | - | - | - | - | 1 | - | 3 | 1 | - | - | 1 | - | - | - | - | - | - | - | - | - |
| Not insane | | 0 | 0 | - | - | - | - | - | - | - | - | - | - | - | - | - | - | - | - | - | - | - | - |
| OTHER, total | 137 | 81 | 56 | 4 | 4 | 6 | 5 | 8 | 3 | 23 | 8 | 11 | 12 | 13 | 7 | 7 | 6 | 2 | 5 | 4 | 6 | 3 | 0 |
| Schizophrenic reactions | | 20 | 18 | 1 | - | - | 2 | 3 | - | 7 | 5 | 4 | 7 | 3 | 4 | 2 | - | - | - | - | - | - | - |
| Other psychotic disorders | | 2 | 5 | - | - | - | - | - | - | - | - | - | - | - | - | 2 | 4 | - | 1 | - | - | - | - |
| Alcoholics | | 18 | 3 | - | - | - | - | - | - | 6 | - | 4 | 2 | 5 | - | 3 | 1 | - | - | - | - | - | - |
| Other personality disorders | | 18 | 8 | 3 | 3 | 3 | 1 | 3 | - | 6 | 2 | - | 1 | 3 | 1 | - | - | - | - | - | - | - | - |
| Diseases of senium | | 6 | 8 | - | - | - | - | - | - | - | - | - | - | - | - | 1 | - | 1 | 2 | 2 | 5 | 3 | - |
| Convulsive disorders | | 1 | 1 | - | - | - | 1 | - | - | 1 | - | - | - | - | - | - | - | - | - | - | - | - | - |
| Other brain syndromes | | 1 | 4 | - | - | - | - | - | 2 | - | 1 | 1 | 1 | - | - | - | - | - | - | - | - | - | - |
| Mental deficientis | | 0 | 2 | - | 1 | - | - | - | 1 | - | - | - | - | - | - | - | - | - | - | - | - | - | - |
| Undiagnosed | | 15 | 7 | - | - | 3 | 1 | 2 | - | 3 | - | 2 | 1 | 2 | 2 | - | - | 1 | 2 | 2 | 1 | - | - |
| Not insane | | 0 | 0 | - | - | - | - | - | - | - | - | - | - | - | - | - | - | - | - | - | - | - | - |

Table XXII continued

CENTRAL AREA¹ ADMISSIONS
BY ETHNIC GROUP, SEX, PSYCHIATRIC DIAGNOSIS AND AGE

Year Ending June 30, 1962

| Ethnic group; diagnosis | TOTAL | M | F | Under 15 | | 15-18 | | 19-24 | | 25-34 | | 35-44 | | 45-54 | | 55-64 | | 65-74 | | 75-84 | | 85 and over | |
|-----------------------------|-------|-----|----|-------------|---|-------|---|-------|---|-------|----|-------|----|-------|----|-------|---|-------|---|-------|----|----------------|---|
| | | | | M | F | M | F | M | F | M | F | M | F | M | F | M | F | M | F | M | F | M | F |
| UNASCERTAINED, total | 97 | 68 | 29 | 3 | 1 | 2 | 0 | 2 | 2 | 14 | 7 | 11 | 8 | 13 | 3 | 8 | 0 | 6 | 2 | 7 | 4 | 2 | 2 |
| Schizophrenic reactions | | 7 | 6 | - | - | 1 | - | 1 | - | 2 | 2 | 1 | 2 | 1 | 1 | - | - | 1 | 1 | - | - | - | - |
| Other psychotic disorders | | 1 | 4 | - | - | - | - | - | - | - | - | 1 | 2 | - | 1 | - | - | - | 1 | - | - | - | - |
| Alcoholics | | 24 | 2 | - | - | - | - | - | - | 7 | 1 | 6 | - | 9 | 1 | 2 | - | - | - | - | - | - | - |
| Other personality disorders | | 8 | 5 | 3 | - | 1 | - | - | - | 1 | 3 | 2 | 2 | 1 | - | - | - | - | - | - | - | - | - |
| Diseases of senium | | 10 | 5 | - | - | - | - | - | - | - | - | - | - | - | - | 1 | - | 3 | - | 5 | 3 | 1 | 2 |
| Convulsive disorders | | 0 | 1 | - | - | - | - | - | 1 | - | - | - | - | - | - | - | - | - | - | - | - | - | - |
| Other brain syndromes | | 2 | 0 | - | - | - | - | - | - | - | - | - | - | - | - | 1 | - | 1 | - | - | - | - | - |
| Mental deficient | | 2 | 0 | - | - | - | - | 1 | - | - | - | - | - | - | - | 1 | - | - | - | - | - | - | - |
| Undiagnosed | | 13 | 6 | - | 1 | - | - | - | 1 | 4 | 1 | 1 | 2 | 1 | - | 3 | - | 1 | - | 2 | 1 | 1 | - |
| Not insane | | 1 | 0 | - | - | - | - | - | - | - | - | - | - | 1 | - | - | - | - | - | - | - | - | - |
| GRAND TOTAL | 257 | 164 | 93 | 7 | 5 | 10 | 5 | 11 | 7 | 43 | 19 | 23 | 22 | 28 | 10 | 16 | 6 | 9 | 7 | 11 | 10 | 6 | 2 |
| Schizophrenic reactions | 57 | 29 | 28 | 1 | - | 1 | 2 | 4 | 1 | 10 | 8 | 5 | 11 | 5 | 5 | 2 | - | 1 | 1 | - | - | - | - |
| Other psychotic disorders | 12 | 3 | 9 | - | - | - | - | - | - | - | - | 1 | 2 | - | 1 | 2 | 4 | - | 2 | - | - | - | - |
| Alcoholics | 51 | 45 | 6 | - | - | - | - | - | - | 14 | 2 | 11 | 2 | 14 | 1 | 6 | 1 | - | - | - | - | - | - |
| Other personality disorders | 43 | 28 | 15 | 6 | 3 | 6 | 1 | 3 | 1 | 7 | 6 | 2 | 3 | 4 | 1 | - | - | - | - | - | - | - | - |
| Diseases of senium | 31 | 18 | 13 | - | - | - | - | - | - | - | - | - | - | - | - | 1 | 1 | 5 | 2 | 7 | 8 | 5 | 2 |
| Convulsive disorders | 4 | 2 | 2 | - | - | - | 1 | - | 1 | 2 | - | - | - | - | - | - | - | - | - | - | - | - | - |
| Other brain syndromes | 7 | 3 | 4 | - | - | - | - | - | 2 | - | 1 | 1 | 1 | - | - | 1 | - | 1 | - | - | - | - | - |
| Mental deficient | 4 | 2 | 2 | - | 1 | - | - | 1 | 1 | - | - | - | - | - | - | 1 | - | - | - | - | - | - | - |
| Undiagnosed | 47 | 33 | 14 | - | 1 | 3 | 1 | 3 | 1 | 10 | 2 | 3 | 3 | 4 | 2 | 3 | - | 2 | 2 | 4 | 2 | 1 | - |
| Not insane | 1 | 1 | 0 | - | - | - | - | - | - | - | - | - | - | 1 | - | - | - | - | - | - | - | - | - |

¹ Chaffee Fremont
Cheyenne Kit Carson
Custer Lake
Douglas Lincoln
Elbert Park
El Paso Teller

TABLE XXIII
DENVER METROPOLITAN AREA¹ ADMISSIONS
BY ETHNIC GROUP, SEX, PSYCHIATRIC DIAGNOSIS AND AGE
YEAR ENDING JUNE 30, 1962

| Ethnic group; diagnosis | TOTAL | M | F | Under 15 | | 15-18 | | 19-24 | | 25-34 | | 35-44 | | 45-54 | | 55-64 | | 65-74 | | 75-84 | | 85 and over | |
|-----------------------------|-------|----|----|-------------|---|-------|---|-------|---|-------|---|-------|---|-------|---|-------|---|-------|---|-------|---|----------------|---|
| | | | | M | F | M | F | M | F | M | F | M | F | M | F | M | F | M | F | M | F | M | F |
| AMERICAN INDIAN total | 3 | 2 | 1 | 0 | 0 | 0 | 0 | 0 | 0 | 1 | 1 | 0 | 0 | 1 | 0 | 0 | 0 | 0 | 0 | 0 | 0 | 0 | 0 |
| Schizophrenic reactions | | 0 | 0 | - | - | - | - | - | - | - | - | - | - | - | - | - | - | - | - | - | - | - | - |
| Other psychotic disorders | | 0 | 0 | - | - | - | - | - | - | - | - | - | - | - | - | - | - | - | - | - | - | - | - |
| Alcoholics | | 1 | 0 | - | - | - | - | - | - | - | - | - | - | 1 | - | - | - | - | - | - | - | - | - |
| Other personality disorders | | 1 | 1 | - | - | - | - | - | - | 1 | 1 | - | - | - | - | - | - | - | - | - | - | - | - |
| Diseases of senium | | 0 | 0 | - | - | - | - | - | - | - | - | - | - | - | - | - | - | - | - | - | - | - | - |
| Convulsive disorders | | 0 | 0 | - | - | - | - | - | - | - | - | - | - | - | - | - | - | - | - | - | - | - | - |
| Other brain syndromes | | 0 | 0 | - | - | - | - | - | - | - | - | - | - | - | - | - | - | - | - | - | - | - | - |
| Mental deficient | | 0 | 0 | - | - | - | - | - | - | - | - | - | - | - | - | - | - | - | - | - | - | - | - |
| Undiagnosed | | 0 | 0 | - | - | - | - | - | - | - | - | - | - | - | - | - | - | - | - | - | - | - | - |
| Not insane | | 0 | 0 | - | - | - | - | - | - | - | - | - | - | - | - | - | - | - | - | - | - | - | - |
| ITALIAN, total | 7 | 3 | 4 | 0 | 0 | 0 | 0 | 1 | 0 | 0 | 0 | 0 | 2 | 1 | 1 | 0 | 1 | 0 | 0 | 0 | 0 | 1 | 0 |
| Schizophrenic reactions | | 0 | 1 | - | - | - | - | - | - | - | - | - | 1 | - | - | - | - | - | - | - | - | - | - |
| Other psychotic disorders | | 0 | 1 | - | - | - | - | - | - | - | - | - | 1 | - | - | - | - | - | - | - | - | - | - |
| Alcoholics | | 0 | 0 | - | - | - | - | - | - | - | - | - | - | - | - | - | - | - | - | - | - | - | - |
| Other personality disorders | | 1 | 0 | - | - | - | - | 1 | - | - | - | - | - | - | - | - | - | - | - | - | - | - | - |
| Diseases of senium | | 1 | 1 | - | - | - | - | - | - | - | - | - | - | - | - | 1 | - | - | - | - | - | 1 | - |
| Convulsive disorders | | 0 | 0 | - | - | - | - | - | - | - | - | - | - | - | - | - | - | - | - | - | - | - | - |
| Other brain syndromes | | 0 | 0 | - | - | - | - | - | - | - | - | - | - | - | - | - | - | - | - | - | - | - | - |
| Mental deficient | | 0 | 0 | - | - | - | - | - | - | - | - | - | - | - | - | - | - | - | - | - | - | - | - |
| Undiagnosed | | 1 | 1 | - | - | - | - | - | - | - | - | - | - | 1 | 1 | - | - | - | - | - | - | - | - |
| Not insane | | 0 | 0 | - | - | - | - | - | - | - | - | - | - | - | - | - | - | - | - | - | - | - | - |
| NEGRO, total | 58 | 32 | 26 | 4 | 2 | 4 | 0 | 3 | 1 | 8 | 6 | 5 | 5 | 2 | 7 | 3 | 1 | 2 | 1 | 1 | 1 | 0 | 2 |
| Schizophrenic reactions | | 8 | 15 | - | 1 | 1 | - | 2 | 1 | 3 | 5 | 2 | 3 | - | 5 | - | - | - | - | - | - | - | - |
| Other psychotic disorders | | 0 | 0 | - | - | - | - | - | - | - | - | - | - | - | - | - | - | - | - | - | - | - | - |
| Alcoholics | | 5 | 0 | - | - | - | - | - | - | 3 | - | 1 | - | 1 | - | - | - | - | - | - | - | - | - |
| Other personality disorders | | 3 | 1 | 1 | - | - | - | - | - | 1 | 1 | 1 | - | - | - | - | - | - | - | - | - | - | - |
| Diseases of senium | | 1 | 5 | - | - | - | - | - | - | - | - | - | - | 1 | - | - | - | 1 | 1 | 1 | - | 2 | - |
| Convulsive disorders | | 0 | 0 | - | - | - | - | - | - | - | - | - | - | - | - | - | - | - | - | - | - | - | - |
| Other brain syndromes | | 4 | 2 | - | - | 1 | - | - | - | - | - | 1 | - | 1 | 3 | - | - | - | - | - | - | - | - |
| Mental deficient | | 0 | 0 | - | - | - | - | - | - | - | - | - | - | - | - | - | - | - | - | - | - | - | - |
| Undiagnosed | | 11 | 3 | 3 | 1 | 2 | - | 1 | - | 1 | - | 1 | 1 | 1 | - | - | 1 | 2 | - | - | - | - | - |
| Not insane | | 0 | 0 | - | - | - | - | - | - | - | - | - | - | - | - | - | - | - | - | - | - | - | - |

DENVER METROPOLITAN AREA¹ ADMISSIONS
BY ETHNIC GROUP, SEX, PSYCHIATRIC DIAGNOSIS AND AGE

Year Ending June 30, 1962

Table XXIII continued

| Ethnic group; diagnosis | TOTAL | M | F | Under 15 | | 15-18 | | 19-24 | | 25-34 | | 35-44 | | 45-54 | | 55-64 | | 65-74 | | 75-84 | | 85 and over | |
|-------------------------------|-------|-----|-----|-------------|---|-------|---|-------|----|-------|----|-------|----|-------|----|-------|----|-------|----|-------|----|----------------|---|
| | | | | M | F | M | F | M | F | M | F | M | F | M | F | M | F | M | F | M | F | | |
| ORIENTAL, total | 3 | 3 | 0 | 0 | 0 | 0 | 0 | 0 | 0 | 0 | 0 | 0 | 0 | 0 | 0 | 2 | 0 | 1 | 0 | 0 | 0 | 0 | 0 |
| Schizophrenic reactions | | 0 | 0 | - | - | - | - | - | - | - | - | - | - | - | - | - | - | - | - | - | - | - | - |
| Other psychotic disorders | | 0 | 0 | - | - | - | - | - | - | - | - | - | - | - | - | - | - | - | - | - | - | - | - |
| Alcoholics | | 0 | 0 | - | - | - | - | - | - | - | - | - | - | - | - | - | - | - | - | - | - | - | - |
| Other personality disorders | | 0 | 0 | - | - | - | - | - | - | - | - | - | - | - | - | - | - | - | - | - | - | - | - |
| Diseases of senium | | 2 | 0 | - | - | - | - | - | - | - | - | - | - | - | - | 2 | - | - | - | - | - | - | - |
| Convulsive disorders | | 0 | 0 | - | - | - | - | - | - | - | - | - | - | - | - | - | - | - | - | - | - | - | - |
| Other brain syndromes | | 1 | 0 | - | - | - | - | - | - | - | - | - | - | - | - | - | - | 1 | - | - | - | - | - |
| Mental deficient | | 0 | 0 | - | - | - | - | - | - | - | - | - | - | - | - | - | - | - | - | - | - | - | - |
| Undiagnosed | | 0 | 0 | - | - | - | - | - | - | - | - | - | - | - | - | - | - | - | - | - | - | - | - |
| Not insane | | 0 | 0 | - | - | - | - | - | - | - | - | - | - | - | - | - | - | - | - | - | - | - | - |
| SPANISH-AMERICAN, total | 63 | 48 | 15 | 4 | 1 | 7 | 0 | 10 | 4 | 13 | 2 | 5 | 4 | 2 | 2 | 3 | 1 | 3 | 1 | 0 | 0 | 1 | 0 |
| Schizophrenic reactions | | 12 | 7 | 2 | - | 1 | - | 4 | 2 | 3 | 1 | 1 | 2 | - | 2 | 1 | - | - | - | - | - | - | - |
| Other psychotic disorders | | 0 | 1 | - | - | - | - | - | - | - | - | - | - | - | - | 1 | - | - | - | - | - | - | - |
| Alcoholics | | 8 | 2 | - | - | - | - | - | 1 | 4 | - | 2 | 1 | 1 | - | 1 | - | - | - | - | - | - | - |
| Other personality disorders | | 7 | 1 | 1 | - | 2 | - | 3 | - | - | - | - | 1 | 1 | - | - | - | - | - | - | - | - | - |
| Diseases of senium | | 1 | 1 | - | - | - | - | - | - | - | - | - | - | - | - | 1 | - | - | - | - | - | - | - |
| Convulsive disorders | | 2 | 0 | - | - | - | - | 1 | - | 1 | - | - | - | - | - | 1 | - | - | 1 | - | - | - | - |
| Other brain syndromes | | 1 | 1 | - | - | - | - | - | 1 | - | - | - | - | - | - | - | - | 1 | - | - | - | - | - |
| Mental deficient | | 3 | 2 | - | 1 | 2 | - | 1 | - | - | 1 | - | - | - | - | - | - | - | - | - | - | - | - |
| Undiagnosed | | 9 | 0 | 1 | - | 1 | - | - | - | 3 | - | 1 | - | - | - | - | - | 2 | - | - | - | 1 | - |
| Not insane | | 5 | 0 | - | - | 1 | - | 1 | - | 2 | - | 1 | - | - | - | - | - | - | - | - | - | - | - |
| OTHER, total | 423 | 257 | 166 | 7 | 6 | 12 | 5 | 38 | 10 | 44 | 24 | 52 | 31 | 46 | 36 | 25 | 23 | 16 | 12 | 14 | 15 | 3 | 4 |
| Schizophrenic reactions | | 57 | 62 | - | 1 | 1 | 2 | 14 | 4 | 13 | 11 | 17 | 17 | 6 | 15 | 3 | 10 | 3 | 2 | - | - | - | - |
| Other psychotic disorders | | 4 | 5 | - | - | - | - | - | - | - | 1 | - | 1 | 2 | 1 | 1 | 1 | 1 | 1 | - | - | - | - |
| Alcoholics | | 65 | 20 | - | - | - | - | 1 | - | 9 | 4 | 17 | 5 | 23 | 8 | 13 | 3 | 2 | - | - | - | - | - |
| Other personality disorders | | 32 | 17 | - | 2 | 4 | 1 | 5 | 1 | 8 | 6 | 7 | 2 | 6 | 4 | 1 | 1 | - | - | 1 | - | - | - |
| Diseases of senium | | 27 | 35 | - | - | - | - | - | - | - | - | - | - | - | 2 | 2 | 6 | 9 | 9 | 13 | 14 | 3 | 4 |
| Convulsive disorders | | 12 | 2 | 2 | - | 1 | - | 3 | 2 | 2 | - | 2 | - | 1 | - | 1 | - | - | - | - | - | - | - |
| Other brain syndromes | | 9 | 8 | - | 2 | - | - | - | 1 | 2 | 1 | 2 | - | 3 | 3 | 2 | 1 | - | - | - | - | - | - |
| Mental deficient | | 6 | 1 | 2 | - | 1 | 1 | - | - | 3 | - | - | - | - | - | - | - | - | - | - | - | - | - |
| Undiagnosed | | 36 | 15 | 3 | 1 | 4 | 1 | 12 | 1 | 4 | 1 | 5 | 6 | 5 | 3 | 2 | 1 | 1 | - | 1 | - | - | - |
| Not insane | | 9 | 1 | - | - | 1 | - | 3 | 1 | 3 | - | 2 | - | - | - | - | - | - | - | - | - | - | - |

DENVER METROPOLITAN AREA¹ ADMISSIONS
BY ETHNIC GROUP, SEX, PSYCHIATRIC DIAGNOSIS AND AGE

Table XXIII continued

Year Ending June 30, 1962

| Ethnic group; diagnosis | TOTAL | M | F | Under 15 | | 15-18 | | 19-24 | | 25-34 | | 35-44 | | 45-54 | | 55-64 | | 65-74 | | 75-84 | | 85 and over | |
|-----------------------------|-------|-----|-----|-------------|----|-------|---|-------|----|-------|----|-------|----|-------|----|-------|----|-------|----|-------|----|----------------|----|
| | | | | M | F | M | F | M | F | M | F | M | F | M | F | M | F | M | F | M | F | M | F |
| UNASCERTAINED, total | 293 | 185 | 108 | 8 | 1 | 8 | 2 | 11 | 9 | 23 | 20 | 36 | 20 | 29 | 12 | 35 | 12 | 21 | 14 | 12 | 14 | 2 | 4 |
| Schizophrenic reactions | | 23 | 29 | 2 | - | 1 | - | 3 | 4 | 8 | 11 | 4 | 9 | 4 | 3 | 1 | 2 | - | - | - | - | - | - |
| Other psychotic disorders | | 2 | 3 | 1 | - | - | - | - | - | - | - | - | 1 | - | 1 | 1 | 1 | - | - | - | - | - | - |
| Alcoholics | | 53 | 11 | - | - | - | - | - | - | 3 | 2 | 20 | 4 | 12 | 3 | 16 | 2 | 2 | - | - | - | - | - |
| Other personality disorders | | 19 | 15 | 2 | 1 | 2 | 2 | 4 | 1 | 3 | 5 | 3 | 4 | 3 | - | 1 | 1 | 1 | 1 | - | - | - | - |
| Diseases of senium | | 34 | 31 | - | - | - | - | - | - | - | - | - | - | - | 1 | 7 | 3 | 13 | 12 | 12 | 11 | 2 | 4 |
| Convulsive disorders | | 2 | 1 | - | - | - | - | 1 | - | - | - | - | 1 | 1 | - | - | - | - | - | - | - | - | - |
| Other brain syndromes | | 8 | 4 | - | - | - | - | - | - | - | 1 | 1 | 1 | 3 | 1 | 3 | 1 | 1 | - | - | - | - | - |
| Mental deficient | | 3 | 0 | - | - | 2 | - | 1 | - | - | - | - | - | - | - | - | - | - | - | - | - | - | - |
| Undiagnosed | | 36 | 14 | 3 | - | 3 | - | 1 | 4 | 6 | 1 | 8 | - | 6 | 3 | 5 | 2 | 4 | 1 | - | 3 | - | - |
| Not insane | | 5 | 0 | - | - | - | - | 1 | - | 3 | - | - | - | - | - | 1 | - | - | - | - | - | - | - |
| GRAND TOTAL | 850 | 530 | 320 | 23 | 10 | 31 | 7 | 63 | 24 | 89 | 53 | 98 | 62 | 81 | 58 | 68 | 38 | 43 | 28 | 27 | 30 | 7 | 10 |
| Schizophrenic reactions | 213 | 100 | 214 | 4 | 2 | 4 | 2 | 23 | 11 | 27 | 28 | 24 | 32 | 10 | 25 | 5 | 12 | 3 | 2 | - | - | - | - |
| Other psychotic disorders | 16 | 6 | 10 | 1 | - | - | - | - | - | - | 1 | - | 3 | 2 | 2 | 2 | 3 | 1 | 1 | - | - | - | - |
| Alcoholics | 165 | 132 | 33 | - | - | - | - | 1 | 1 | 19 | 6 | 40 | 10 | 38 | 11 | 30 | 5 | 4 | - | - | - | - | - |
| Other personality disorders | 98 | 63 | 35 | 4 | 3 | 8 | 3 | 13 | 2 | 13 | 13 | 11 | 7 | 10 | 4 | 2 | 2 | 1 | 1 | 1 | - | - | - |
| Diseases of senium | 139 | 66 | 73 | - | - | - | - | - | - | - | - | - | - | - | 4 | 12 | 10 | 22 | 23 | 26 | 26 | 6 | 10 |
| Convulsive disorders | 19 | 16 | 3 | 2 | - | 1 | - | 5 | 2 | 3 | - | 2 | 1 | 2 | - | 1 | - | - | - | - | - | - | - |
| Other brain syndromes | 38 | 23 | 15 | - | 2 | 1 | - | - | 2 | 2 | 2 | 3 | 2 | 6 | 5 | 8 | 2 | 3 | - | - | - | - | - |
| Mental deficient | 15 | 12 | 3 | 2 | 1 | 5 | 1 | 2 | - | 3 | 1 | - | - | - | - | - | - | - | - | - | - | - | - |
| Undiagnosed | 126 | 93 | 33 | 10 | 2 | 10 | 1 | 14 | 5 | 14 | 2 | 15 | 7 | 13 | 7 | 7 | 4 | 9 | 1 | - | 4 | 1 | - |
| Not insane | 20 | 19 | 1 | - | - | 2 | - | 5 | 1 | 8 | - | 3 | - | - | - | 1 | - | - | - | - | - | - | - |

¹ Adams
Arapahoe
Denver
Jefferson

TABLE XXIV

NORTHEASTERN AREA¹ ADMISSIONS
BY ETHNIC GROUP, SEX, PSYCHIATRIC DIAGNOSIS AND AGE

YEAR ENDING JUNE 30, 1962

| Ethnic group; diagnosis | TOTAL | M | F | Under 15 | | 15-18 | | 19-24 | | 25-34 | | 35-44 | | 45-54 | | 55-64 | | 65-74 | | 75-84 | | 85 and over | |
|-----------------------------|-------|---|---|-------------|---|-------|---|-------|---|-------|---|-------|---|-------|---|-------|---|-------|---|-------|---|----------------|---|
| | | | | M | F | M | F | M | F | M | F | M | F | M | F | M | F | M | F | M | F | M | F |
| AMERICAN INDIAN total | 0 | 0 | 0 | 0 | 0 | 0 | 0 | 0 | 0 | 0 | 0 | 0 | 0 | 0 | 0 | 0 | 0 | 0 | 0 | 0 | 0 | 0 | 0 |
| Schizophrenic reactions | | 0 | 0 | - | - | - | - | - | - | - | - | - | - | - | - | - | - | - | - | - | - | - | - |
| Other psychotic disorders | | 0 | 0 | - | - | - | - | - | - | - | - | - | - | - | - | - | - | - | - | - | - | - | - |
| Alcoholics | | 0 | 0 | - | - | - | - | - | - | - | - | - | - | - | - | - | - | - | - | - | - | - | - |
| Other personality disorders | | 0 | 0 | - | - | - | - | - | - | - | - | - | - | - | - | - | - | - | - | - | - | - | - |
| Diseases of senium | | 0 | 0 | - | - | - | - | - | - | - | - | - | - | - | - | - | - | - | - | - | - | - | - |
| Convulsive disorders | | 0 | 0 | - | - | - | - | - | - | - | - | - | - | - | - | - | - | - | - | - | - | - | - |
| Other brain syndromes | | 0 | 0 | - | - | - | - | - | - | - | - | - | - | - | - | - | - | - | - | - | - | - | - |
| Mental deficient | | 0 | 0 | - | - | - | - | - | - | - | - | - | - | - | - | - | - | - | - | - | - | - | - |
| Undiagnosed | | 0 | 0 | - | - | - | - | - | - | - | - | - | - | - | - | - | - | - | - | - | - | - | - |
| Not insane | | 0 | 0 | - | - | - | - | - | - | - | - | - | - | - | - | - | - | - | - | - | - | - | - |
| ITALIAN, total | 2 | 2 | 0 | 0 | 0 | 0 | 0 | 0 | 0 | 0 | 0 | 0 | 0 | 0 | 0 | 0 | 0 | 2 | 0 | 0 | 0 | 0 | 0 |
| Schizophrenic reactions | | 0 | 0 | - | - | - | - | - | - | - | - | - | - | - | - | - | - | - | - | - | - | - | - |
| Other psychotic disorders | | 0 | 0 | - | - | - | - | - | - | - | - | - | - | - | - | - | - | - | - | - | - | - | - |
| Alcoholics | | 0 | 0 | - | - | - | - | - | - | - | - | - | - | - | - | - | - | - | - | - | - | - | - |
| Other personality disorders | | 0 | 0 | - | - | - | - | - | - | - | - | - | - | - | - | - | - | - | - | - | - | - | - |
| Diseases of senium | | 2 | 0 | - | - | - | - | - | - | - | - | - | - | - | - | - | - | 2 | - | - | - | - | - |
| Convulsive disorders | | 0 | 0 | - | - | - | - | - | - | - | - | - | - | - | - | - | - | - | - | - | - | - | - |
| Other brain syndromes | | 0 | 0 | - | - | - | - | - | - | - | - | - | - | - | - | - | - | - | - | - | - | - | - |
| Mental deficient | | 0 | 0 | - | - | - | - | - | - | - | - | - | - | - | - | - | - | - | - | - | - | - | - |
| Undiagnosed | | 0 | 0 | - | - | - | - | - | - | - | - | - | - | - | - | - | - | - | - | - | - | - | - |
| Not insane | | 0 | 0 | - | - | - | - | - | - | - | - | - | - | - | - | - | - | - | - | - | - | - | - |
| NEGRO, total | 1 | 1 | 0 | 0 | 0 | 0 | 0 | 0 | 0 | 0 | 0 | 1 | 0 | 0 | 0 | 0 | 0 | 0 | 0 | 0 | 0 | 0 | 0 |
| Schizophrenic reactions | | 1 | 0 | - | - | - | - | - | - | - | - | 1 | - | - | - | - | - | - | - | - | - | - | - |
| Other psychotic disorders | | 0 | 0 | - | - | - | - | - | - | - | - | - | - | - | - | - | - | - | - | - | - | - | - |
| Alcoholics | | 0 | 0 | - | - | - | - | - | - | - | - | - | - | - | - | - | - | - | - | - | - | - | - |
| Other personality disorders | | 0 | 0 | - | - | - | - | - | - | - | - | - | - | - | - | - | - | - | - | - | - | - | - |
| Diseases of senium | | 0 | 0 | - | - | - | - | - | - | - | - | - | - | - | - | - | - | - | - | - | - | - | - |
| Convulsive disorders | | 0 | 0 | - | - | - | - | - | - | - | - | - | - | - | - | - | - | - | - | - | - | - | - |
| Other brain syndromes | | 0 | 0 | - | - | - | - | - | - | - | - | - | - | - | - | - | - | - | - | - | - | - | - |
| Mental deficient | | 0 | 0 | - | - | - | - | - | - | - | - | - | - | - | - | - | - | - | - | - | - | - | - |
| Undiagnosed | | 0 | 0 | - | - | - | - | - | - | - | - | - | - | - | - | - | - | - | - | - | - | - | - |
| Not insane | | 0 | 0 | - | - | - | - | - | - | - | - | - | - | - | - | - | - | - | - | - | - | - | - |

NORTHEASTERN AREA¹ ADMISSIONS
BY ETHNIC GROUP, SEX, PSYCHIATRIC DIAGNOSIS AND AGE

Table XXIV continued

Year Ending June 30, 1962

| Ethnic group; diagnosis | TOTAL | M | F | Under 15 | | 15-18 | | 19-24 | | 25-34 | | 35-44 | | 45-54 | | 55-64 | | 65-74 | | 75-84 | | 85 and over | |
|-------------------------------|-------|----|----|-------------|---|-------|---|-------|---|-------|---|-------|---|-------|---|-------|---|-------|---|-------|---|----------------|---|
| | | | | M | F | M | F | M | F | M | F | M | F | M | F | M | F | M | F | M | F | M | F |
| ORIENTAL, total | 0 | 0 | 0 | 0 | 0 | 0 | 0 | 0 | 0 | 0 | 0 | 0 | 0 | 0 | 0 | 0 | 0 | 0 | 0 | 0 | 0 | 0 | 0 |
| Schizophrenic reactions | | 0 | 0 | - | - | - | - | - | - | - | - | - | - | - | - | - | - | - | - | - | - | - | - |
| Other psychotic disorders | | 0 | 0 | - | - | - | - | - | - | - | - | - | - | - | - | - | - | - | - | - | - | - | - |
| Alcoholics | | 0 | 0 | - | - | - | - | - | - | - | - | - | - | - | - | - | - | - | - | - | - | - | - |
| Other personality disorders | | 0 | 0 | - | - | - | - | - | - | - | - | - | - | - | - | - | - | - | - | - | - | - | - |
| Diseases of senium | | 0 | 0 | - | - | - | - | - | - | - | - | - | - | - | - | - | - | - | - | - | - | - | - |
| Convulsive disorders | | 0 | 0 | - | - | - | - | - | - | - | - | - | - | - | - | - | - | - | - | - | - | - | - |
| Other brain syndromes | | 0 | 0 | - | - | - | - | - | - | - | - | - | - | - | - | - | - | - | - | - | - | - | - |
| Mental deficient | | 0 | 0 | - | - | - | - | - | - | - | - | - | - | - | - | - | - | - | - | - | - | - | - |
| Undiagnosed | | 0 | 0 | - | - | - | - | - | - | - | - | - | - | - | - | - | - | - | - | - | - | - | - |
| Not insane | | 0 | 0 | - | - | - | - | - | - | - | - | - | - | - | - | - | - | - | - | - | - | - | - |
| SPANISH-AMERICAN, total | 10 | 8 | 2 | 0 | 0 | 1 | 0 | 1 | 1 | 4 | 1 | 2 | 0 | 0 | 0 | 0 | 0 | 0 | 0 | 0 | 0 | 0 | 0 |
| Schizophrenic reactions | | 3 | 2 | - | - | 1 | - | - | 1 | 2 | 1 | - | - | - | - | - | - | - | - | - | - | - | - |
| Other psychotic disorders | | 0 | 0 | - | - | - | - | - | - | - | - | - | - | - | - | - | - | - | - | - | - | - | - |
| Alcoholics | | 3 | 0 | - | - | - | - | 1 | - | 1 | - | 1 | - | - | - | - | - | - | - | - | - | - | - |
| Other personality disorders | | 1 | 0 | - | - | - | - | - | - | 1 | - | - | - | - | - | - | - | - | - | - | - | - | - |
| Diseases of senium | | 0 | 0 | - | - | - | - | - | - | - | - | - | - | - | - | - | - | - | - | - | - | - | - |
| Convulsive disorders | | 0 | 0 | - | - | - | - | - | - | - | - | - | - | - | - | - | - | - | - | - | - | - | - |
| Other brain syndromes | | 0 | 0 | - | - | - | - | - | - | - | - | - | - | - | - | - | - | - | - | - | - | - | - |
| Mental deficient | | 0 | 0 | - | - | - | - | - | - | - | - | - | - | - | - | - | - | - | - | - | - | - | - |
| Undiagnosed | | 1 | 0 | - | - | - | - | - | - | - | - | 1 | - | - | - | - | - | - | - | - | - | - | - |
| Not insane | | 0 | 0 | - | - | - | - | - | - | - | - | - | - | - | - | - | - | - | - | - | - | - | - |
| OTHER, total | 65 | 37 | 28 | 1 | 1 | 3 | 1 | 5 | 3 | 5 | 5 | 7 | 9 | 7 | 2 | 4 | 0 | 4 | 4 | 1 | 3 | 0 | 0 |
| Schizophrenic reactions | | 9 | 12 | 1 | - | 1 | - | 3 | 3 | 2 | - | 1 | 8 | 1 | 1 | - | - | - | - | - | - | - | - |
| Other psychotic disorders | | 2 | 1 | - | - | - | - | - | - | - | - | 1 | - | - | - | - | - | 1 | 1 | - | - | - | - |
| Alcoholics | | 14 | 2 | - | - | - | - | - | - | - | - | 4 | - | 4 | 1 | 4 | - | 2 | 1 | - | - | - | - |
| Other personality disorders | | 4 | 5 | - | - | 2 | 1 | 1 | - | - | 3 | - | 1 | 1 | - | - | - | - | - | - | - | - | - |
| Diseases of senium | | 2 | 5 | - | - | - | - | - | - | - | - | - | - | - | - | - | - | 1 | 2 | 1 | 3 | - | - |
| Convulsive disorders | | 1 | 1 | - | - | - | - | - | - | 1 | 1 | - | - | - | - | - | - | - | - | - | - | - | - |
| Other brain syndromes | | 0 | 0 | - | - | - | - | - | - | - | - | - | - | - | - | - | - | - | - | - | - | - | - |
| Mental deficient | | 2 | 0 | - | - | - | - | 1 | - | 1 | - | - | - | - | - | - | - | - | - | - | - | - | - |
| Undiagnosed | | 3 | 2 | - | 1 | - | - | - | - | 1 | 1 | 1 | - | 1 | - | - | - | - | - | - | - | - | - |
| Not insane | | 0 | 0 | - | - | - | - | - | - | - | - | - | - | - | - | - | - | - | - | - | - | - | - |

NORTHEASTERN AREA¹ ADMISSIONS
BY ETHNIC GROUP, SEX, PSYCHIATRIC DIAGNOSIS AND AGE

Table XXIV continued

Year Ending June 30, 1962

| Ethnic group; diagnosis | TOTAL | M | F | Under 15 | | 15-18 | | 19-24 | | 25-34 | | 35-44 | | 45-54 | | 55-64 | | 65-74 | | 75-84 | | 85 and over | |
|-----------------------------|-------|----|----|-------------|---|-------|---|-------|---|-------|---|-------|----|-------|---|-------|---|-------|---|-------|---|----------------|---|
| | | | | M | F | M | F | M | F | M | F | M | F | M | F | M | F | M | F | M | F | M | F |
| UNASCERTAINED, total | 45 | 27 | 18 | 1 | 1 | 2 | 2 | 2 | 2 | 3 | 2 | 5 | 2 | 3 | 3 | 3 | 2 | 3 | 2 | 3 | 1 | 2 | 1 |
| Schizophrenic reactions | | 1 | 6 | - | - | - | 1 | - | - | 1 | 2 | - | 1 | - | 2 | - | - | - | - | - | - | - | - |
| Other psychotic disorders | | 0 | 2 | - | - | - | - | - | - | - | - | - | - | - | 1 | - | 1 | - | - | - | - | - | - |
| Alcoholics | | 9 | 0 | - | - | - | - | 1 | - | 1 | - | 4 | - | 2 | - | 1 | - | - | - | - | - | - | - |
| Other personality disorders | | 4 | 2 | - | - | 2 | - | - | 1 | 1 | - | - | 1 | 1 | - | - | - | - | - | - | - | - | - |
| Diseases of senium | | 7 | 4 | - | - | - | - | - | - | - | - | - | - | - | - | - | 1 | 3 | 2 | 2 | 1 | 2 | - |
| Convulsive disorders | | 0 | 1 | - | - | - | - | - | 1 | - | - | - | - | - | - | - | - | - | - | - | - | - | - |
| Other brain syndromes | | 1 | 2 | - | 1 | - | 1 | - | - | - | - | - | - | - | - | - | - | - | - | 1 | - | - | - |
| Mental deficient | | 1 | 0 | 1 | - | - | - | - | - | - | - | - | - | - | - | - | - | - | - | - | - | - | - |
| Undiagnosed | | 4 | 1 | - | - | - | - | 1 | - | - | - | 1 | - | - | - | 2 | - | - | - | - | - | - | 1 |
| Not insane | | 0 | 0 | - | - | - | - | - | - | - | - | - | - | - | - | - | - | - | - | - | - | - | - |
| GRAND TOTAL | 123 | 75 | 48 | 2 | 2 | 6 | 3 | 8 | 6 | 12 | 8 | 15 | 11 | 10 | 5 | 7 | 2 | 7 | 6 | 6 | 4 | 2 | 1 |
| Schizophrenic reactions | 34 | 14 | 20 | 1 | - | 2 | 1 | 3 | 4 | 5 | 3 | 2 | 9 | 1 | 3 | - | - | - | - | - | - | - | - |
| Other psychotic disorders | 5 | 2 | 3 | - | - | - | - | - | - | - | - | 1 | - | - | 1 | - | 1 | 1 | 1 | - | - | - | - |
| Alcoholics | 28 | 26 | 2 | - | - | - | - | 2 | - | 2 | - | 9 | - | 6 | 1 | 5 | - | 2 | 1 | - | - | - | - |
| Other personality disorders | 16 | 9 | 7 | - | - | 4 | 1 | 1 | 1 | 2 | 3 | - | 2 | 2 | - | - | - | - | - | - | - | - | - |
| Diseases of senium | 20 | 11 | 9 | - | - | - | - | - | - | - | - | - | - | - | - | - | 1 | 4 | 4 | 5 | 4 | 2 | - |
| Convulsive disorders | 3 | 1 | 2 | - | - | - | - | - | 1 | 1 | 1 | - | - | - | - | - | - | - | - | - | - | - | - |
| Other brain syndromes | 3 | 1 | 2 | - | 1 | - | 1 | - | - | - | - | - | - | - | - | - | - | - | - | 1 | - | - | - |
| Mental deficient | 3 | 3 | 0 | 1 | - | - | - | 1 | - | 1 | - | - | - | - | - | - | - | - | - | - | - | - | - |
| Undiagnosed | 11 | 8 | 3 | - | 1 | - | - | 1 | - | 1 | 1 | 3 | - | 1 | - | 2 | - | - | - | - | - | - | 1 |
| Not insane | 0 | 0 | 0 | - | - | - | - | - | - | - | - | - | - | - | - | - | - | - | - | - | - | - | - |

¹ Boulder Phillips
Clear Creek Sedgwick
Gilpin Washington
Larimer Weld
Logan Yuma
Morgan

TABLE XXV
PUEBLO AREA¹ ADMISSIONS
BY ETHNIC GROUP, SEX, PSYCHIATRIC DIAGNOSIS AND AGE
YEAR ENDING JUNE 30, 1962

| Ethnic group; diagnosis | TOTAL | M | F | Under 15 | | 15-18 | | 19-24 | | 25-34 | | 35-44 | | 45-54 | | 55-64 | | 65-74 | | 75-84 | | 85 and over | |
|-----------------------------|-------|---|---|-------------|---|-------|---|-------|---|-------|---|-------|---|-------|---|-------|---|-------|---|-------|---|----------------|---|
| | | | | M | F | M | F | M | F | M | F | M | F | M | F | M | F | M | F | M | F | M | F |
| AMERICAN INDIAN total | 0 | 0 | 0 | 0 | 0 | 0 | 0 | 0 | 0 | 0 | 0 | 0 | 0 | 0 | 0 | 0 | 0 | 0 | 0 | 0 | 0 | 0 | 0 |
| Schizophrenic reactions | | 0 | 0 | - | - | - | - | - | - | - | - | - | - | - | - | - | - | - | - | - | - | - | - |
| Other psychotic disorders | | 0 | 0 | - | - | - | - | - | - | - | - | - | - | - | - | - | - | - | - | - | - | - | - |
| Alcoholics | | 0 | 0 | - | - | - | - | - | - | - | - | - | - | - | - | - | - | - | - | - | - | - | - |
| Other personality disorders | | 0 | 0 | - | - | - | - | - | - | - | - | - | - | - | - | - | - | - | - | - | - | - | - |
| Diseases of senium | | 0 | 0 | - | - | - | - | - | - | - | - | - | - | - | - | - | - | - | - | - | - | - | - |
| Convulsive disorders | | 0 | 0 | - | - | - | - | - | - | - | - | - | - | - | - | - | - | - | - | - | - | - | - |
| Other brain syndromes | | 0 | 0 | - | - | - | - | - | - | - | - | - | - | - | - | - | - | - | - | - | - | - | - |
| Mental deficient | | 0 | 0 | - | - | - | - | - | - | - | - | - | - | - | - | - | - | - | - | - | - | - | - |
| Undiagnosed | | 0 | 0 | - | - | - | - | - | - | - | - | - | - | - | - | - | - | - | - | - | - | - | - |
| Not insane | | 0 | 0 | - | - | - | - | - | - | - | - | - | - | - | - | - | - | - | - | - | - | - | - |
| ITALIAN, total | 3 | 3 | 0 | 0 | 0 | 0 | 0 | 0 | 0 | 0 | 0 | 1 | 0 | 0 | 0 | 0 | 0 | 0 | 0 | 1 | 0 | 1 | 0 |
| Schizophrenic reactions | | 0 | 0 | - | - | - | - | - | - | - | - | - | - | - | - | - | - | - | - | - | - | - | - |
| Other psychotic disorders | | 0 | 0 | - | - | - | - | - | - | - | - | - | - | - | - | - | - | - | - | - | - | - | - |
| Alcoholics | | 0 | 0 | - | - | - | - | - | - | - | - | - | - | - | - | - | - | - | - | - | - | - | - |
| Other personality disorders | | 0 | 0 | - | - | - | - | - | - | - | - | - | - | - | - | - | - | - | - | - | - | - | - |
| Diseases of senium | | 1 | 0 | - | - | - | - | - | - | - | - | - | - | - | - | - | - | - | - | - | - | 1 | - |
| Convulsive disorders | | 0 | 0 | - | - | - | - | - | - | - | - | - | - | - | - | - | - | - | - | - | - | - | - |
| Other brain syndromes | | 1 | 0 | - | - | - | - | - | - | - | - | - | - | - | - | - | - | - | - | 1 | - | - | - |
| Mental deficient | | 0 | 0 | - | - | - | - | - | - | - | - | - | - | - | - | - | - | - | - | - | - | - | - |
| Undiagnosed | | 1 | 0 | - | - | - | - | - | - | - | - | 1 | - | - | - | - | - | - | - | - | - | - | - |
| Not insane | | 0 | 0 | - | - | - | - | - | - | - | - | - | - | - | - | - | - | - | - | - | - | - | - |
| NEGRO, total | 4 | 2 | 2 | 0 | 0 | 0 | 0 | 0 | 0 | 1 | 0 | 1 | 0 | 0 | 0 | 0 | 0 | 0 | 0 | 0 | 2 | 0 | 0 |
| Schizophrenic reactions | | 0 | 0 | - | - | - | - | - | - | - | - | - | - | - | - | - | - | - | - | - | - | - | - |
| Other psychotic disorders | | 0 | 0 | - | - | - | - | - | - | - | - | - | - | - | - | - | - | - | - | - | - | - | - |
| Alcoholics | | 1 | 0 | - | - | - | - | - | - | 1 | - | - | - | - | - | - | - | - | - | - | - | - | - |
| Other personality disorders | | 0 | 0 | - | - | - | - | - | - | - | - | - | - | - | - | - | - | - | - | - | - | - | - |
| Diseases of senium | | 0 | 1 | - | - | - | - | - | - | - | - | - | - | - | - | - | - | - | - | 1 | - | - | - |
| Convulsive disorders | | 0 | 0 | - | - | - | - | - | - | - | - | - | - | - | - | - | - | - | - | - | - | - | - |
| Other brain syndromes | | 0 | 0 | - | - | - | - | - | - | - | - | - | - | - | - | - | - | - | - | - | - | - | - |
| Mental deficient | | 0 | 0 | - | - | - | - | - | - | - | - | - | - | - | - | - | - | - | - | - | - | - | - |
| Undiagnosed | | 1 | 1 | - | - | - | - | - | - | - | - | 1 | - | - | - | - | - | - | - | 1 | - | - | - |
| Not insane | | 0 | 0 | - | - | - | - | - | - | - | - | - | - | - | - | - | - | - | - | - | - | - | - |

PUEBLO AREA¹ ADMISSIONS
BY ETHNIC GROUP, SEX, PSYCHIATRIC DIAGNOSIS AND AGE

Year Ending June 30, 1962

Table XXV continued

| Ethnic group; diagnosis | TOTAL | M | F | Under 15 | | 15-18 | | 19-24 | | 25-34 | | 35-44 | | 45-54 | | 55-64 | | 65-74 | | 75-84 | | 85 and over | |
|-------------------------------|-------|----|----|-------------|---|-------|---|-------|---|-------|---|-------|---|-------|---|-------|---|-------|---|-------|---|----------------|---|
| | | | | M | F | M | F | M | F | M | F | M | F | M | F | M | F | M | F | M | F | M | F |
| ORIENTAL, total | 0 | 0 | 0 | 0 | 0 | 0 | 0 | 0 | 0 | 0 | 0 | 0 | 0 | 0 | 0 | 0 | 0 | 0 | 0 | 0 | 0 | 0 | 0 |
| Schizophrenic reactions | | 0 | 0 | - | - | - | - | - | - | - | - | - | - | - | - | - | - | - | - | - | - | - | - |
| Other psychotic disorders | | 0 | 0 | - | - | - | - | - | - | - | - | - | - | - | - | - | - | - | - | - | - | - | - |
| Alcoholics | | 0 | 0 | - | - | - | - | - | - | - | - | - | - | - | - | - | - | - | - | - | - | - | - |
| Other personality disorders | | 0 | 0 | - | - | - | - | - | - | - | - | - | - | - | - | - | - | - | - | - | - | - | - |
| Diseases of senium | | 0 | 0 | - | - | - | - | - | - | - | - | - | - | - | - | - | - | - | - | - | - | - | - |
| Convulsive disorders | | 0 | 0 | - | - | - | - | - | - | - | - | - | - | - | - | - | - | - | - | - | - | - | - |
| Other brain syndromes | | 0 | 0 | - | - | - | - | - | - | - | - | - | - | - | - | - | - | - | - | - | - | - | - |
| Mental deficient | | 0 | 0 | - | - | - | - | - | - | - | - | - | - | - | - | - | - | - | - | - | - | - | - |
| Undiagnosed | | 0 | 0 | - | - | - | - | - | - | - | - | - | - | - | - | - | - | - | - | - | - | - | - |
| Not insane | | 0 | 0 | - | - | - | - | - | - | - | - | - | - | - | - | - | - | - | - | - | - | - | - |
| SPANISH-AMERICAN, total | 48 | 39 | 9 | 0 | 1 | 2 | 1 | 14 | 1 | 10 | 1 | 5 | 1 | 5 | 3 | 2 | 1 | 1 | 0 | 0 | 0 | 0 | 0 |
| Schizophrenic reactions | | 4 | 3 | - | - | - | - | 1 | 1 | 2 | - | - | 1 | 1 | - | - | 1 | - | - | - | - | - | - |
| Other psychotic disorders | | 0 | 0 | - | - | - | - | - | - | - | - | - | - | - | - | - | - | - | - | - | - | - | - |
| Alcoholics | | 8 | 1 | - | - | - | - | - | - | 3 | - | 3 | - | 1 | 1 | 1 | - | - | - | - | - | - | - |
| Other personality disorders | | 7 | 1 | - | - | 2 | 1 | 4 | - | - | - | - | - | 1 | - | - | - | - | - | - | - | - | - |
| Diseases of senium | | 0 | 0 | - | - | - | - | - | - | - | - | - | - | - | - | - | - | - | - | - | - | - | - |
| Convulsive disorders | | 0 | 1 | - | - | - | - | - | - | - | - | - | - | - | 1 | - | - | - | - | - | - | - | - |
| Other brain syndromes | | 1 | 1 | - | - | - | - | - | - | 1 | - | - | - | - | - | 1 | - | - | - | - | - | - | - |
| Mental deficient | | 0 | 0 | - | - | - | - | - | - | - | - | - | - | - | - | - | - | - | - | - | - | - | - |
| Undiagnosed | | 13 | 2 | - | 1 | - | - | 4 | - | 4 | - | 2 | - | 2 | 1 | - | - | 1 | - | - | - | - | - |
| Not insane | | 6 | 0 | - | - | - | - | 5 | - | 1 | - | - | - | - | - | - | - | - | - | - | - | - | - |
| OTHER, total | 110 | 72 | 38 | 0 | 0 | 3 | 1 | 9 | 0 | 8 | 3 | 22 | 6 | 14 | 9 | 7 | 0 | 7 | 9 | 0 | 6 | 2 | 4 |
| Schizophrenic reactions | | 5 | 4 | - | - | - | - | - | - | 1 | - | 3 | 1 | 1 | 2 | - | - | - | 1 | - | - | - | - |
| Other psychotic disorders | | 0 | 3 | - | - | - | - | - | - | - | 1 | - | - | - | 1 | - | - | - | 1 | - | - | - | - |
| Alcoholics | | 20 | 5 | - | - | - | - | - | - | 3 | - | 6 | 1 | 7 | 2 | 2 | - | 2 | 2 | - | - | - | - |
| Other personality disorders | | 9 | 5 | - | - | 2 | 1 | 3 | - | 1 | 1 | 1 | 1 | 1 | 2 | 1 | - | - | - | - | - | - | - |
| Diseases of senium | | 6 | 11 | - | - | - | - | - | - | - | - | - | - | - | - | 1 | - | - | 4 | 3 | - | 4 | 1 |
| Convulsive disorders | | 2 | 0 | - | - | 1 | - | - | - | - | - | 1 | - | - | - | - | - | - | - | - | - | - | - |
| Other brain syndromes | | 1 | 1 | - | - | - | - | - | - | 1 | - | - | - | - | - | - | - | 1 | - | - | - | - | - |
| Mental deficient | | 0 | 0 | - | - | - | - | - | - | - | - | - | - | - | - | - | - | - | - | - | - | - | - |
| Undiagnosed | | 25 | 9 | - | - | - | - | 6 | - | 2 | 1 | 8 | 3 | 4 | 2 | 3 | - | 1 | 1 | - | 2 | 1 | - |
| Not insane | | 4 | 0 | - | - | - | - | - | - | - | - | 3 | - | 1 | - | - | - | - | - | - | - | - | - |

PUEBLO AREA¹ ADMISSIONS
BY ETHNIC GROUP, SEX, PSYCHIATRIC DIAGNOSIS AND AGE

Table XXV continued

Year Ending June 30, 1962

| Ethnic group; diagnosis | TOTAL | M | F | Under 15 | | 15-18 | | 19-24 | | 25-34 | | 35-44 | | 45-54 | | 55-64 | | 65-74 | | 75-84 | | 85 and over | |
|-----------------------------|-------|-----|----|-------------|---|-------|---|-------|---|-------|---|-------|----|-------|----|-------|---|-------|----|-------|----|----------------|---|
| | | | | M | F | M | F | M | F | M | F | M | F | M | F | M | F | M | F | M | F | M | F |
| UNASCERTAINED, total | 120 | 81 | 39 | 3 | 1 | 1 | 1 | 10 | 4 | 17 | 4 | 15 | 7 | 11 | 3 | 12 | 5 | 1 | 6 | 7 | 5 | 4 | 3 |
| Schizophrenic reactions | | 8 | 6 | - | 1 | - | 1 | 2 | 1 | 2 | 1 | 2 | - | 1 | - | 1 | 1 | - | 1 | - | - | - | - |
| Other psychotic disorders | | 1 | 2 | - | - | - | - | - | - | - | - | - | - | - | - | 1 | 2 | - | - | - | - | - | - |
| Alcoholics | | 21 | 3 | - | - | - | - | 2 | - | 5 | 1 | 5 | 1 | 6 | 1 | 3 | - | - | - | - | - | - | - |
| Other personality disorders | | 9 | 3 | 1 | - | - | - | - | - | 2 | 1 | 2 | 1 | 1 | - | 3 | 1 | - | - | - | - | - | - |
| Diseases of senium | | 12 | 10 | - | - | - | - | - | - | - | - | - | - | 1 | - | 1 | - | 1 | 3 | 5 | 5 | 4 | 2 |
| Convulsive disorders | | 0 | 0 | - | - | - | - | - | - | - | - | - | - | - | - | - | - | - | - | - | - | - | - |
| Other brain syndromes | | 2 | 2 | - | - | - | - | - | - | - | - | - | - | - | 1 | 1 | - | - | 1 | 1 | - | - | - |
| Mental deficient | | 1 | 0 | - | - | - | - | 1 | - | - | - | - | - | - | - | - | - | - | - | - | - | - | - |
| Undiagnosed | | 26 | 12 | 2 | - | 1 | - | 4 | 3 | 8 | 1 | 6 | 4 | 2 | 1 | 2 | 1 | - | 1 | 1 | - | - | 1 |
| Not insane | | 1 | 1 | - | - | - | - | 1 | - | - | - | - | 1 | - | - | - | - | - | - | - | - | - | - |
| GRAND TOTAL | 285 | 197 | 88 | 3 | 2 | 6 | 3 | 33 | 5 | 36 | 8 | 44 | 14 | 30 | 15 | 21 | 6 | 9 | 15 | 8 | 13 | 7 | 7 |
| Schizophrenic reactions | 30 | 17 | 13 | - | 1 | - | 1 | 3 | 2 | 5 | 1 | 5 | 2 | 3 | 2 | 1 | 2 | - | 2 | - | - | - | - |
| Other psychotic disorders | 6 | 1 | 5 | - | - | - | - | - | - | - | 1 | - | - | - | 1 | 1 | 2 | - | 1 | - | - | - | - |
| Alcoholics | 59 | 50 | 9 | - | - | - | - | 2 | - | 12 | 1 | 14 | 2 | 14 | 4 | 6 | - | 2 | 2 | - | - | - | - |
| Other personality disorders | 34 | 25 | 9 | 1 | - | 4 | 2 | 7 | - | 3 | 2 | 3 | 2 | 3 | 2 | 4 | 1 | - | - | - | - | - | - |
| Diseases of senium | 41 | 19 | 22 | - | - | - | - | - | - | - | - | - | - | 1 | - | 2 | - | 5 | 6 | 5 | 10 | 6 | 6 |
| Convulsive disorders | 3 | 2 | 1 | - | - | 1 | - | - | - | - | - | 1 | - | - | 1 | - | - | - | - | - | - | - | - |
| Other brain syndromes | 9 | 5 | 4 | - | - | - | - | - | - | 1 | 1 | - | - | - | 1 | 2 | - | - | 2 | 2 | - | - | - |
| Mental deficient | 1 | 1 | 0 | - | - | - | - | 1 | - | - | - | - | - | - | - | - | - | - | - | - | - | - | - |
| Undiagnosed | 90 | 66 | 24 | 2 | 1 | 1 | - | 14 | 3 | 14 | 2 | 18 | 7 | 8 | 4 | 5 | 1 | 2 | 2 | 1 | 3 | 1 | 1 |
| Not insane | 12 | 11 | 1 | - | - | - | - | 6 | - | 1 | - | 3 | 1 | 1 | - | - | - | - | - | - | - | - | - |

¹ Pueblo

TABLE XXVI
SOUTHEASTERN AREA¹ ADMISSIONS
BY ETHNIC GROUP, SEX, PSYCHIATRIC DIAGNOSIS AND AGE
YEAR ENDING JUNE 30, 1962

| Ethnic group; diagnosis | TOTAL | M | F | Under 15 | | 15-18 | | 19-24 | | 25-34 | | 35-44 | | 45-54 | | 55-64 | | 65-74 | | 75-84 | | 85 and over | |
|-----------------------------|-------|---|---|-------------|---|-------|---|-------|---|-------|---|-------|---|-------|---|-------|---|-------|---|-------|---|----------------|---|
| | | | | M | F | M | F | M | F | M | F | M | F | M | F | M | F | M | F | M | F | M | F |
| AMERICAN INDIAN total | 2 | 2 | 0 | 0 | 0 | 0 | 0 | 0 | 0 | 2 | 0 | 0 | 0 | 0 | 0 | 0 | 0 | 0 | 0 | 0 | 0 | 0 | 0 |
| Schizophrenic reactions | | 0 | 0 | - | - | - | - | - | - | - | - | - | - | - | - | - | - | - | - | - | - | - | - |
| Other psychotic disorders | | 0 | 0 | - | - | - | - | - | - | - | - | - | - | - | - | - | - | - | - | - | - | - | - |
| Alcoholics | | 0 | 0 | - | - | - | - | - | - | - | - | - | - | - | - | - | - | - | - | - | - | - | - |
| Other personality disorders | | 0 | 0 | - | - | - | - | - | - | - | - | - | - | - | - | - | - | - | - | - | - | - | - |
| Diseases of senium | | 0 | 0 | - | - | - | - | - | - | - | - | - | - | - | - | - | - | - | - | - | - | - | - |
| Convulsive disorders | | 0 | 0 | - | - | - | - | - | - | - | - | - | - | - | - | - | - | - | - | - | - | - | - |
| Other brain syndromes | | 0 | 0 | - | - | - | - | - | - | - | - | - | - | - | - | - | - | - | - | - | - | - | - |
| Mental deficient | | 2 | 0 | - | - | - | - | - | - | 2 | - | - | - | - | - | - | - | - | - | - | - | - | - |
| Undiagnosed | | 0 | 0 | - | - | - | - | - | - | - | - | - | - | - | - | - | - | - | - | - | - | - | - |
| Not insane | | 0 | 0 | - | - | - | - | - | - | - | - | - | - | - | - | - | - | - | - | - | - | - | - |
| ITALIAN, total | 6 | 2 | 4 | 0 | 0 | 0 | 0 | 0 | 0 | 0 | 0 | 1 | 1 | 0 | 3 | 0 | 0 | 1 | 0 | 0 | 0 | 0 | 0 |
| Schizophrenic reactions | | 0 | 0 | - | - | - | - | - | - | - | - | - | - | - | - | - | - | - | - | - | - | - | - |
| Other psychotic disorders | | 0 | 2 | - | - | - | - | - | - | - | - | - | - | 2 | - | - | - | - | - | - | - | - | - |
| Alcoholics | | 0 | 0 | - | - | - | - | - | - | - | - | - | - | - | - | - | - | - | - | - | - | - | - |
| Other personality disorders | | 0 | 1 | - | - | - | - | - | - | - | - | 1 | - | - | - | - | - | - | - | - | - | - | - |
| Diseases of senium | | 1 | 0 | - | - | - | - | - | - | - | - | - | - | - | - | - | - | 1 | - | - | - | - | - |
| Convulsive disorders | | 0 | 0 | - | - | - | - | - | - | - | - | - | - | - | - | - | - | - | - | - | - | - | - |
| Other brain syndromes | | 0 | 0 | - | - | - | - | - | - | - | - | - | - | - | - | - | - | - | - | - | - | - | - |
| Mental deficient | | 0 | 0 | - | - | - | - | - | - | - | - | - | - | - | - | - | - | - | - | - | - | - | - |
| Undiagnosed | | 1 | 1 | - | - | - | - | - | - | - | - | 1 | - | 1 | - | - | - | - | - | - | - | - | - |
| Not insane | | 0 | 0 | - | - | - | - | - | - | - | - | - | - | - | - | - | - | - | - | - | - | - | - |
| NEGRO, total | 1 | 1 | 0 | 0 | 0 | 0 | 0 | 0 | 0 | 0 | 0 | 1 | 0 | 0 | 0 | 0 | 0 | 0 | 0 | 0 | 0 | 0 | 0 |
| Schizophrenic reactions | | 0 | 0 | - | - | - | - | - | - | - | - | - | - | - | - | - | - | - | - | - | - | - | - |
| Other psychotic disorders | | 0 | 0 | - | - | - | - | - | - | - | - | - | - | - | - | - | - | - | - | - | - | - | - |
| Alcoholics | | 1 | 0 | - | - | - | - | - | - | - | - | 1 | - | - | - | - | - | - | - | - | - | - | - |
| Other personality disorders | | 0 | 0 | - | - | - | - | - | - | - | - | - | - | - | - | - | - | - | - | - | - | - | - |
| Diseases of senium | | 0 | 0 | - | - | - | - | - | - | - | - | - | - | - | - | - | - | - | - | - | - | - | - |
| Convulsive disorders | | 0 | 0 | - | - | - | - | - | - | - | - | - | - | - | - | - | - | - | - | - | - | - | - |
| Other brain syndromes | | 0 | 0 | - | - | - | - | - | - | - | - | - | - | - | - | - | - | - | - | - | - | - | - |
| Mental deficient | | 0 | 0 | - | - | - | - | - | - | - | - | - | - | - | - | - | - | - | - | - | - | - | - |
| Undiagnosed | | 0 | 0 | - | - | - | - | - | - | - | - | - | - | - | - | - | - | - | - | - | - | - | - |
| Not insane | | 0 | 0 | - | - | - | - | - | - | - | - | - | - | - | - | - | - | - | - | - | - | - | - |

SOUTHEASTERN AREA¹ ADMISSIONS
BY ETHNIC GROUP, SEX, PSYCHIATRIC DIAGNOSIS AND AGE

Table XXVI continued

Year Ending June 30, 1962

| Ethnic group; diagnosis | TOTAL | M | F | Under 15 | | 15-18 | | 19-24 | | 25-34 | | 35-44 | | 45-54 | | 55-64 | | 65-74 | | 75-84 | | 85 and over | |
|-------------------------------|-------|----|----|-------------|---|-------|---|-------|---|-------|---|-------|---|-------|---|-------|---|-------|---|-------|---|----------------|---|
| | | | | M | F | M | F | M | F | M | F | M | F | M | F | M | F | M | F | M | F | M | F |
| ORIENTAL, total | 1 | 0 | 1 | 0 | 0 | 0 | 0 | 0 | 0 | 0 | 1 | 0 | 0 | 0 | 0 | 0 | 0 | 0 | 0 | 0 | 0 | 0 | 0 |
| Schizophrenic reactions | | 0 | 0 | - | - | - | - | - | - | - | - | - | - | - | - | - | - | - | - | - | - | - | - |
| Other psychotic disorders | | 0 | 0 | - | - | - | - | - | - | - | - | - | - | - | - | - | - | - | - | - | - | - | - |
| Alcoholics | | 0 | 0 | - | - | - | - | - | - | - | - | - | - | - | - | - | - | - | - | - | - | - | - |
| Other personality disorders | | 0 | 0 | - | - | - | - | - | - | - | - | - | - | - | - | - | - | - | - | - | - | - | - |
| Diseases of senium | | 0 | 0 | - | - | - | - | - | - | - | - | - | - | - | - | - | - | - | - | - | - | - | - |
| Convulsive disorders | | 0 | 0 | - | - | - | - | - | - | - | - | - | - | - | - | - | - | - | - | - | - | - | - |
| Other brain syndromes | | 0 | 0 | - | - | - | - | - | - | - | - | - | - | - | - | - | - | - | - | - | - | - | - |
| Mental deficient | | 0 | 0 | - | - | - | - | - | - | - | - | - | - | - | - | - | - | - | - | - | - | - | - |
| Undiagnosed | | 0 | 1 | - | - | - | - | - | - | - | 1 | - | - | - | - | - | - | - | - | - | - | - | - |
| Not insane | | 0 | 0 | - | - | - | - | - | - | - | - | - | - | - | - | - | - | - | - | - | - | - | - |
| SPANISH-AMERICAN, total | 44 | 37 | 7 | 0 | 0 | 4 | 1 | 6 | 1 | 2 | 0 | 13 | 2 | 7 | 1 | 4 | 1 | 1 | 0 | 0 | 0 | 0 | 1 |
| Schizophrenic reactions | | 6 | 1 | - | - | 1 | - | - | - | - | - | 4 | - | - | 1 | 1 | - | - | - | - | - | - | - |
| Other psychotic disorders | | 0 | 0 | - | - | - | - | - | - | - | - | - | - | - | - | - | - | - | - | - | - | - | - |
| Alcoholics | | 11 | 0 | - | - | - | - | 1 | - | - | - | 4 | - | 5 | - | 1 | - | - | - | - | - | - | - |
| Other personality disorders | | 2 | 1 | - | - | - | - | 1 | 1 | - | - | 1 | - | - | - | - | - | - | - | - | - | - | - |
| Diseases of senium | | 2 | 1 | - | - | - | - | - | - | - | - | - | - | - | - | 2 | - | - | - | - | - | - | 1 |
| Convulsive disorders | | 2 | 2 | - | - | - | 1 | 1 | - | 1 | - | - | 1 | - | - | - | - | - | - | - | - | - | - |
| Other brain syndromes | | 1 | 0 | - | - | - | - | - | - | - | - | - | - | 1 | - | - | - | - | - | - | - | - | - |
| Mental deficient | | 5 | 2 | - | - | 2 | - | - | - | - | - | 2 | 1 | 1 | - | - | 1 | - | - | - | - | - | - |
| Undiagnosed | | 3 | 0 | - | - | - | - | 1 | - | - | - | 1 | - | - | - | - | - | 1 | - | - | - | - | - |
| Not insane | | 5 | 0 | - | - | 1 | - | 2 | - | 1 | - | 1 | - | - | - | - | - | - | - | - | - | - | - |
| OTHER, total | 51 | 34 | 17 | 2 | 0 | 0 | 1 | 4 | 1 | 7 | 0 | 6 | 7 | 11 | 0 | 3 | 4 | 1 | 3 | 0 | 1 | 0 | 0 |
| Schizophrenic reactions | | 5 | 4 | - | - | - | - | 1 | - | 2 | - | 1 | 2 | 1 | - | - | 2 | - | - | - | - | - | - |
| Other psychotic disorders | | 4 | 1 | - | - | - | - | 1 | - | - | - | - | - | 1 | - | 1 | 1 | 1 | - | - | - | - | - |
| Alcoholics | | 10 | 1 | - | - | - | - | - | - | - | - | 3 | 1 | 6 | - | 1 | - | - | - | - | - | - | - |
| Other personality disorders | | 4 | 1 | 1 | - | - | - | 2 | - | 1 | - | - | 1 | - | - | - | - | - | - | - | - | - | - |
| Diseases of senium | | 0 | 5 | - | - | - | - | - | - | - | - | - | - | - | - | 1 | - | 3 | - | 1 | - | - | - |
| Convulsive disorders | | 0 | 0 | - | - | - | - | - | - | - | - | - | - | - | - | - | - | - | - | - | - | - | - |
| Other brain syndromes | | 0 | 2 | - | - | - | 1 | - | - | - | - | - | 1 | - | - | - | - | - | - | - | - | - | - |
| Mental deficient | | 2 | 0 | 1 | - | - | - | - | - | 1 | - | - | - | - | - | - | - | - | - | - | - | - | - |
| Undiagnosed | | 1 | 2 | - | - | - | - | - | - | - | - | - | 2 | 1 | - | - | - | - | - | - | - | - | - |
| Not insane | | 8 | 1 | - | - | - | - | - | 1 | 3 | - | 2 | - | 2 | - | 1 | - | - | - | - | - | - | - |

SOUTHEASTERN AREA¹ ADMISSIONS
BY ETHNIC GROUP, SEX, PSYCHIATRIC DIAGNOSIS AND AGE

Table XXVI continued

Year Ending June 30, 1962

| Ethnic group; diagnosis | TOTAL | M | F | Under 15 | | 15-18 | | 19-24 | | 25-34 | | 35-44 | | 45-54 | | 55-64 | | 65-74 | | 75-84 | | 85 and over | |
|-----------------------------|------------|-----|----|-------------|---|-------|---|-------|---|-------|---|-------|----|-------|---|-------|---|-------|---|-------|---|----------------|---|
| | | | | M | F | M | F | M | F | M | F | M | F | M | F | M | F | M | F | M | F | M | F |
| UNASCERTAINED, total | 65 | 44 | 21 | 0 | 1 | 1 | 1 | 6 | 3 | 6 | 3 | 4 | 4 | 9 | 1 | 7 | 1 | 9 | 2 | 2 | 4 | 0 | 1 |
| Schizophrenic reactions | | 1 | 3 | - | 1 | - | - | - | - | 1 | 1 | - | 1 | - | - | - | - | - | - | - | - | - | - |
| Other psychotic disorders | | 5 | 1 | - | - | - | - | 2 | - | - | - | 1 | - | 1 | 1 | - | - | - | - | - | - | - | - |
| Alcoholics | | 16 | 2 | - | - | - | - | - | - | 3 | - | 2 | 2 | 6 | - | 4 | - | 1 | - | - | - | - | - |
| Other personality disorders | | 2 | 3 | - | - | - | 1 | - | 1 | - | - | - | - | 1 | - | - | - | 1 | 1 | - | - | - | - |
| Diseases of senium | | 10 | 5 | - | - | - | - | - | - | - | - | - | - | 1 | - | 1 | - | 6 | 1 | 2 | 3 | - | 1 |
| Convulsive disorders | | 0 | 0 | - | - | - | - | - | - | - | - | - | - | - | - | - | - | - | - | - | - | - | - |
| Other brain syndromes | | 2 | 0 | - | - | - | - | - | - | 1 | - | - | - | - | - | - | - | 1 | - | - | - | - | - |
| Mental deficientes | | 1 | 2 | - | - | - | - | - | 1 | - | - | 1 | 1 | - | - | - | - | - | - | - | - | - | - |
| Undiagnosed | | 3 | 5 | - | - | - | - | 1 | 1 | 1 | 2 | - | - | - | - | 1 | 1 | - | - | 1 | - | - | - |
| Not insane | | 4 | 0 | - | - | 1 | - | 3 | - | - | - | - | - | - | - | - | - | - | - | - | - | - | - |
| GRAND TOTAL | 170 | 120 | 50 | 2 | 1 | 5 | 3 | 16 | 5 | 17 | 4 | 25 | 14 | 27 | 5 | 14 | 6 | 12 | 5 | 2 | 5 | 0 | 2 |
| Schizophrenic reactions | 20 | 12 | 8 | - | 1 | 1 | - | 1 | - | 3 | 1 | 5 | 3 | 1 | 1 | 1 | 2 | - | - | - | - | - | - |
| Other psychotic disorders | 13 | 9 | 4 | - | - | - | - | 3 | - | - | - | 1 | - | 2 | 3 | 2 | 1 | 1 | - | - | - | - | - |
| Alcoholics | 41 | 38 | 3 | - | - | - | - | 1 | - | 3 | - | 10 | 3 | 17 | - | 6 | - | 1 | - | - | - | - | - |
| Other personality disorders | 14 | 8 | 6 | 1 | - | - | 1 | 3 | 2 | 1 | - | 1 | 2 | 1 | - | - | - | 1 | 1 | - | - | - | - |
| Diseases of senium | 24 | 13 | 11 | - | - | - | - | - | - | - | - | - | - | 1 | - | 3 | 1 | 7 | 4 | 2 | 4 | - | 2 |
| Convulsive disorders | 4 | 2 | 2 | - | - | - | 1 | 1 | - | 1 | - | - | 1 | - | - | - | - | - | - | - | - | - | - |
| Other brain syndromes | 5 | 3 | 2 | - | - | - | 1 | - | - | 1 | - | - | 1 | 1 | - | - | - | 1 | - | - | - | - | - |
| Mental deficientes | 14 | 10 | 4 | 1 | - | 2 | - | - | 1 | 3 | - | 3 | 2 | 1 | - | - | 1 | - | - | - | - | - | - |
| Undiagnosed | 17 | 8 | 9 | - | - | - | - | 2 | 1 | 1 | 3 | 2 | 2 | 1 | 1 | 1 | 1 | 1 | - | 1 | - | - | - |
| Not insane | 18 | 17 | 1 | - | - | 2 | - | 5 | 1 | 4 | - | 3 | - | 2 | - | 1 | - | - | - | - | - | - | - |
| ¹ Alamosa | Kiowa | | | | | | | | | | | | | | | | | | | | | | |
| Baca | Las Animas | | | | | | | | | | | | | | | | | | | | | | |
| Bent | Mineral | | | | | | | | | | | | | | | | | | | | | | |
| Conejos | Otero | | | | | | | | | | | | | | | | | | | | | | |
| Costilla | Prowers | | | | | | | | | | | | | | | | | | | | | | |
| Crowley | Rio Grande | | | | | | | | | | | | | | | | | | | | | | |
| Huerfano | Saguache | | | | | | | | | | | | | | | | | | | | | | |

TABLE XXVII
WESTERN AREA¹ ADMISSIONS
BY ETHNIC GROUP, SEX, PSYCHIATRIC DIAGNOSIS AND AGE
YEAR ENDING JUNE 30, 1962

| Ethnic group; diagnosis | TOTAL | M | F | Under 15 | | 15-18 | | 19-24 | | 25-34 | | 35-44 | | 45-54 | | 55-64 | | 65-74 | | 75-84 | | 85 and over | |
|-----------------------------|-------|---|---|-------------|---|-------|---|-------|---|-------|---|-------|---|-------|---|-------|---|-------|---|-------|---|----------------|---|
| | | | | M | F | M | F | M | F | M | F | M | F | M | F | M | F | M | F | M | F | M | F |
| AMERICAN INDIAN total | 2 | 0 | 2 | 0 | 0 | 0 | 0 | 0 | 0 | 0 | 2 | 0 | 0 | 0 | 0 | 0 | 0 | 0 | 0 | 0 | 0 | 0 | 0 |
| Schizophrenic reactions | | 0 | 0 | - | - | - | - | - | - | - | - | - | - | - | - | - | - | - | - | - | - | - | - |
| Other psychotic disorders | | 0 | 0 | - | - | - | - | - | - | - | - | - | - | - | - | - | - | - | - | - | - | - | - |
| Alcoholics | | 0 | 2 | - | - | - | - | - | - | - | 2 | - | - | - | - | - | - | - | - | - | - | - | - |
| Other personality disorders | | 0 | 0 | - | - | - | - | - | - | - | - | - | - | - | - | - | - | - | - | - | - | - | - |
| Diseases of senium | | 0 | 0 | - | - | - | - | - | - | - | - | - | - | - | - | - | - | - | - | - | - | - | - |
| Convulsive disorders | | 0 | 0 | - | - | - | - | - | - | - | - | - | - | - | - | - | - | - | - | - | - | - | - |
| Other brain syndromes | | 0 | 0 | - | - | - | - | - | - | - | - | - | - | - | - | - | - | - | - | - | - | - | - |
| Mental deficient | | 0 | 0 | - | - | - | - | - | - | - | - | - | - | - | - | - | - | - | - | - | - | - | - |
| Undiagnosed | | 0 | 0 | - | - | - | - | - | - | - | - | - | - | - | - | - | - | - | - | - | - | - | - |
| Not insane | | 0 | 0 | - | - | - | - | - | - | - | - | - | - | - | - | - | - | - | - | - | - | - | - |
| ITALIAN, total | 4 | 3 | 1 | 0 | 0 | 0 | 0 | 0 | 0 | 0 | 0 | 1 | 1 | 0 | 0 | 1 | 0 | 0 | 0 | 1 | 0 | 0 | 0 |
| Schizophrenic reactions | | 1 | 1 | - | - | - | - | - | - | - | - | 1 | 1 | - | - | - | - | - | - | - | - | - | - |
| Other psychotic disorders | | 0 | 0 | - | - | - | - | - | - | - | - | - | - | - | - | - | - | - | - | - | - | - | - |
| Alcoholics | | 0 | 0 | - | - | - | - | - | - | - | - | - | - | - | - | - | - | - | - | - | - | - | - |
| Other personality disorders | | 0 | 0 | - | - | - | - | - | - | - | - | - | - | - | - | - | - | - | - | - | - | - | - |
| Diseases of senium | | 1 | 0 | - | - | - | - | - | - | - | - | - | - | - | - | - | - | - | - | 1 | - | - | - |
| Convulsive disorders | | 0 | 0 | - | - | - | - | - | - | - | - | - | - | - | - | - | - | - | - | - | - | - | - |
| Other brain syndromes | | 1 | 0 | - | - | - | - | - | - | - | - | - | - | - | - | 1 | - | - | - | - | - | - | - |
| Mental deficient | | 0 | 0 | - | - | - | - | - | - | - | - | - | - | - | - | - | - | - | - | - | - | - | - |
| Undiagnosed | | 0 | 0 | - | - | - | - | - | - | - | - | - | - | - | - | - | - | - | - | - | - | - | - |
| Not insane | | 0 | 0 | - | - | - | - | - | - | - | - | - | - | - | - | - | - | - | - | - | - | - | - |
| NEGRO, total | 1 | 1 | 0 | 0 | 0 | 0 | 0 | 0 | 0 | 0 | 0 | 0 | 0 | 1 | 0 | 0 | 0 | 0 | 0 | 0 | 0 | 0 | 0 |
| Schizophrenic reactions | | 0 | 0 | - | - | - | - | - | - | - | - | - | - | - | - | - | - | - | - | - | - | - | - |
| Other psychotic disorders | | 0 | 0 | - | - | - | - | - | - | - | - | - | - | - | - | - | - | - | - | - | - | - | - |
| Alcoholics | | 0 | 0 | - | - | - | - | - | - | - | - | - | - | - | - | - | - | - | - | - | - | - | - |
| Other personality disorders | | 0 | 0 | - | - | - | - | - | - | - | - | - | - | - | - | - | - | - | - | - | - | - | - |
| Diseases of senium | | 0 | 0 | - | - | - | - | - | - | - | - | - | - | - | - | - | - | - | - | - | - | - | - |
| Convulsive disorders | | 0 | 0 | - | - | - | - | - | - | - | - | - | - | - | - | - | - | - | - | - | - | - | - |
| Other brain syndromes | | 0 | 0 | - | - | - | - | - | - | - | - | - | - | - | - | - | - | - | - | - | - | - | - |
| Mental deficient | | 0 | 0 | - | - | - | - | - | - | - | - | - | - | - | - | - | - | - | - | - | - | - | - |
| Undiagnosed | | 1 | 0 | - | - | - | - | - | - | - | - | - | - | 1 | - | - | - | - | - | - | - | - | - |
| Not insane | | 0 | 0 | - | - | - | - | - | - | - | - | - | - | - | - | - | - | - | - | - | - | - | - |

WESTERN AREA¹ ADMISSIONS
BY ETHNIC GROUP, SEX, PSYCHIATRIC DIAGNOSIS AND AGE

Year Ending June 30, 1962

Table XXVII continued

| Ethnic group; diagnosis | TOTAL | M | F | Under 15 | | 15-18 | | 19-24 | | 25-34 | | 35-44 | | 45-54 | | 55-64 | | 65-74 | | 75-84 | | 85 and over | |
|-------------------------------|-------|----|----|-------------|---|-------|---|-------|---|-------|---|-------|---|-------|---|-------|----|-------|---|-------|---|----------------|---|
| | | | | M | F | M | F | M | F | M | F | M | F | M | F | M | F | M | F | M | F | | |
| ORIENTAL, total | 0 | 0 | 0 | 0 | 0 | 0 | 0 | 0 | 0 | 0 | 0 | 0 | 0 | 0 | 0 | 0 | 0 | 0 | 0 | 0 | 0 | 0 | |
| Schizophrenic reactions | | 0 | 0 | - | - | - | - | - | - | - | - | - | - | - | - | - | - | - | - | - | - | - | |
| Other psychotic disorders | | 0 | 0 | - | - | - | - | - | - | - | - | - | - | - | - | - | - | - | - | - | - | - | |
| Alcoholics | | 0 | 0 | - | - | - | - | - | - | - | - | - | - | - | - | - | - | - | - | - | - | - | |
| Other personality disorders | | 0 | 0 | - | - | - | - | - | - | - | - | - | - | - | - | - | - | - | - | - | - | - | |
| Diseases of senium | | 0 | 0 | - | - | - | - | - | - | - | - | - | - | - | - | - | - | - | - | - | - | - | |
| Convulsive disorders | | 0 | 0 | - | - | - | - | - | - | - | - | - | - | - | - | - | - | - | - | - | - | - | |
| Other brain syndromes | | 0 | 0 | - | - | - | - | - | - | - | - | - | - | - | - | - | - | - | - | - | - | - | |
| Mental deficient | | 0 | 0 | - | - | - | - | - | - | - | - | - | - | - | - | - | - | - | - | - | - | - | |
| Undiagnosed | | 0 | 0 | - | - | - | - | - | - | - | - | - | - | - | - | - | - | - | - | - | - | - | |
| Not insane | | 0 | 0 | - | - | - | - | - | - | - | - | - | - | - | - | - | - | - | - | - | - | - | |
| SPANISH-AMERICAN, total | 10 | 8 | 2 | 1 | 0 | 0 | 0 | 4 | 0 | 1 | 1 | 1 | 0 | 0 | 0 | 1 | 0 | 0 | 0 | 1 | 0 | 0 | |
| Schizophrenic reactions | | 0 | 0 | - | - | - | - | - | - | - | - | - | - | - | - | - | - | - | - | - | - | - | |
| Other psychotic disorders | | 0 | 0 | - | - | - | - | - | - | - | - | - | - | - | - | - | - | - | - | - | - | - | |
| Alcoholics | | 2 | 1 | - | - | - | - | - | - | 1 | 1 | 1 | - | - | - | - | - | - | - | - | - | - | |
| Other personality disorders | | 1 | 0 | - | - | - | - | 1 | - | - | - | - | - | - | - | - | - | - | - | - | - | - | |
| Diseases of senium | | 1 | 0 | - | - | - | - | - | - | - | - | - | - | - | 1 | - | - | - | - | - | - | - | |
| Convulsive disorders | | 0 | 0 | - | - | - | - | - | - | - | - | - | - | - | - | - | - | - | - | - | - | - | |
| Other brain syndromes | | 0 | 0 | - | - | - | - | - | - | - | - | - | - | - | - | - | - | - | - | - | - | - | |
| Mental deficient | | 2 | 0 | - | - | - | - | 2 | - | - | - | - | - | - | - | - | - | - | - | - | - | - | |
| Undiagnosed | | 2 | 1 | 1 | - | - | - | 1 | - | - | - | - | - | - | - | - | - | - | - | 1 | - | - | |
| Not insane | | 0 | 0 | - | - | - | - | - | - | - | - | - | - | - | - | - | - | - | - | - | - | - | |
| OTHER, total | 60 | 40 | 20 | 3 | 0 | 4 | 0 | 4 | 0 | 6 | 1 | 11 | 2 | 5 | 2 | 3 | 10 | 0 | 3 | 3 | 2 | 1 | 0 |
| Schizophrenic reactions | | 10 | 4 | 1 | - | - | - | 3 | - | 3 | - | 3 | - | - | 2 | - | 2 | - | - | - | - | - | - |
| Other psychotic disorders | | 0 | 2 | - | - | - | - | - | - | - | - | - | - | - | - | 2 | - | - | - | - | - | - | |
| Alcoholics | | 9 | 0 | - | - | - | - | - | - | 1 | - | 5 | - | 1 | - | 2 | - | - | - | - | - | - | |
| Other personality disorders | | 2 | 2 | 1 | - | - | - | - | - | - | - | 1 | 2 | - | - | - | - | - | - | - | - | - | |
| Diseases of senium | | 4 | 6 | - | - | - | - | - | - | - | - | - | - | - | - | 1 | - | 3 | 3 | 2 | 1 | - | |
| Convulsive disorders | | 2 | 1 | - | - | - | - | - | - | 1 | - | - | - | 1 | - | 1 | - | - | - | - | - | - | |
| Other brain syndromes | | 1 | 0 | - | - | - | - | - | - | - | - | - | - | - | 1 | - | - | - | - | - | - | - | |
| Mental deficient | | 2 | 0 | 1 | - | 1 | - | - | - | - | - | - | - | - | - | - | - | - | - | - | - | - | |
| Undiagnosed | | 6 | 5 | - | - | 1 | - | 1 | - | 1 | 1 | 1 | - | 2 | - | 4 | - | - | - | - | - | - | |
| Not insane | | 4 | 0 | - | - | 2 | - | - | - | - | - | 1 | - | 1 | - | - | - | - | - | - | - | - | |

WESTERN AREA¹ ADMISSIONS
BY ETHNIC GROUP, SEX, PSYCHIATRIC DIAGNOSIS AND AGE

Table XXVII continued

Year Ending June 30, 1962

| Ethnic group; diagnosis | TOTAL | M | F | Under 15 | | 15-18 | | 19-24 | | 25-34 | | 35-44 | | 45-54 | | 55-64 | | 65-74 | | 75-84 | | 85 and over | |
|-----------------------------|------------|----|----|-------------|---|-------|---|-------|---|-------|---|-------|---|-------|---|-------|----|-------|---|-------|---|----------------|---|
| | | | | M | F | M | F | M | F | M | F | M | F | M | F | M | F | M | F | M | F | M | F |
| UNASCERTAINED, total | 51 | 32 | 19 | 0 | 0 | 1 | 1 | 3 | 0 | 6 | 4 | 8 | 2 | 4 | 6 | 1 | 1 | 2 | 2 | 6 | 3 | 1 | 0 |
| Schizophrenic reactions | | 4 | 6 | - | - | - | 1 | 1 | - | 3 | 2 | - | 1 | - | 2 | - | - | - | - | - | - | - | - |
| Other psychotic disorders | | 0 | 1 | - | - | - | - | - | - | - | - | - | 1 | - | - | - | - | - | - | - | - | - | - |
| Alcoholics | | 7 | 3 | - | - | - | - | - | - | - | - | 4 | - | 2 | 2 | - | 1 | 1 | - | - | - | - | - |
| Other personality disorders | | 1 | 1 | - | - | - | - | - | - | - | - | 1 | - | - | 1 | - | - | - | - | - | - | - | - |
| Diseases of senium | | 7 | 4 | - | - | - | - | - | - | - | - | - | - | - | - | - | - | 1 | 2 | 5 | 2 | 1 | - |
| Convulsive disorders | | 0 | 0 | - | - | - | - | - | - | - | - | - | - | - | - | - | - | - | - | - | - | - | - |
| Other brain syndromes | | 3 | 0 | - | - | - | - | 1 | - | 1 | - | 1 | - | - | - | - | - | - | - | - | - | - | - |
| Mental deficient | | 0 | 1 | - | - | - | - | - | - | - | 1 | - | - | - | - | - | - | - | - | - | - | - | - |
| Undiagnosed | | 4 | 3 | - | - | - | - | - | - | - | 1 | 1 | - | 1 | 1 | 1 | - | - | - | 1 | 1 | - | - |
| Not insane | | 6 | 0 | - | - | 1 | - | 1 | - | 2 | - | 1 | - | 1 | - | - | - | - | - | - | - | - | - |
| GRAND TOTAL | 128 | 84 | 44 | 4 | 0 | 5 | 1 | 11 | 0 | 13 | 8 | 21 | 5 | 10 | 8 | 6 | 11 | 2 | 5 | 10 | 6 | 2 | 0 |
| Schizophrenic reactions | 26 | 15 | 11 | 1 | - | - | 1 | 4 | - | 6 | 2 | 4 | 2 | - | 4 | - | 2 | - | - | - | - | - | - |
| Other psychotic disorders | 3 | 0 | 3 | - | - | - | - | - | - | - | - | - | 1 | - | - | - | 2 | - | - | - | - | - | - |
| Alcoholics | 24 | 18 | 6 | - | - | - | - | - | - | 2 | 3 | 10 | - | 3 | 2 | 2 | 1 | 1 | - | - | - | - | - |
| Other personality disorders | 7 | 4 | 3 | 1 | - | - | - | 1 | - | - | - | 2 | 2 | - | 1 | - | - | - | - | - | - | - | - |
| Diseases of senium | 23 | 13 | 10 | - | - | - | - | - | - | - | - | - | - | - | - | 1 | 1 | 1 | 5 | 9 | 4 | 2 | - |
| Convulsive disorders | 3 | 2 | 1 | - | - | - | - | - | - | 1 | - | - | - | 1 | - | - | 1 | - | - | - | - | - | - |
| Other brain syndromes | 5 | 5 | 0 | - | - | - | - | 1 | - | 1 | - | 1 | - | - | - | 2 | - | - | - | - | - | - | - |
| Mental deficient | 5 | 4 | 1 | 1 | - | 1 | - | 2 | - | - | 1 | - | - | - | - | - | - | - | - | - | - | - | - |
| Undiagnosed | 22 | 13 | 9 | 1 | - | 1 | - | 2 | - | 1 | 2 | 2 | - | 4 | 1 | 1 | 4 | - | - | 1 | 2 | - | - |
| Not insane | 10 | 10 | 0 | - | - | 3 | - | 1 | - | 2 | - | 2 | - | 2 | - | - | - | - | - | - | - | - | - |
| ¹ Archuleta | Moffat | | | | | | | | | | | | | | | | | | | | | | |
| Delta | Montezuma | | | | | | | | | | | | | | | | | | | | | | |
| Dolores | Montrose | | | | | | | | | | | | | | | | | | | | | | |
| Eagle | Ouray | | | | | | | | | | | | | | | | | | | | | | |
| Garfield | Pitkin | | | | | | | | | | | | | | | | | | | | | | |
| Grand | Rio Blanco | | | | | | | | | | | | | | | | | | | | | | |
| Gunnison | Routt | | | | | | | | | | | | | | | | | | | | | | |
| Hinsdale | San Juan | | | | | | | | | | | | | | | | | | | | | | |
| Jackson | San Miguel | | | | | | | | | | | | | | | | | | | | | | |
| La Plata | Summit | | | | | | | | | | | | | | | | | | | | | | |
| Mesa | | | | | | | | | | | | | | | | | | | | | | | |

TABLE XXVIII
PENAL SYSTEM¹ ADMISSIONS
BY ETHNIC GROUP, SEX, PSYCHIATRIC DIAGNOSIS AND AGE
YEAR ENDING JUNE 30, 1962

| Ethnic group; diagnosis | TOTAL | M | F | Under 15 | | 15-18 | | 19-24 | | 25-34 | | 35-44 | | 45-54 | | 55-64 | | 65-74 | | 75-84 | | 85 and over | |
|-----------------------------|-------|---|---|-------------|---|-------|---|-------|---|-------|---|-------|---|-------|---|-------|---|-------|---|-------|---|----------------|---|
| | | | | M | F | M | F | M | F | M | F | M | F | M | F | M | F | M | F | M | F | M | F |
| AMERICAN INDIAN total | 0 | 0 | 0 | 0 | 0 | 0 | 0 | 0 | 0 | 0 | 0 | 0 | 0 | 0 | 0 | 0 | 0 | 0 | 0 | 0 | 0 | 0 | 0 |
| Schizophrenic reactions | | 0 | 0 | - | - | - | - | - | - | - | - | - | - | - | - | - | - | - | - | - | - | - | - |
| Other psychotic disorders | | 0 | 0 | - | - | - | - | - | - | - | - | - | - | - | - | - | - | - | - | - | - | - | - |
| Alcoholics | | 0 | 0 | - | - | - | - | - | - | - | - | - | - | - | - | - | - | - | - | - | - | - | - |
| Other personality disorders | | 0 | 0 | - | - | - | - | - | - | - | - | - | - | - | - | - | - | - | - | - | - | - | - |
| Diseases of senium | | 0 | 0 | - | - | - | - | - | - | - | - | - | - | - | - | - | - | - | - | - | - | - | - |
| Convulsive disorders | | 0 | 0 | - | - | - | - | - | - | - | - | - | - | - | - | - | - | - | - | - | - | - | - |
| Other brain syndromes | | 0 | 0 | - | - | - | - | - | - | - | - | - | - | - | - | - | - | - | - | - | - | - | - |
| Mental deficient | | 0 | 0 | - | - | - | - | - | - | - | - | - | - | - | - | - | - | - | - | - | - | - | - |
| Undiagnosed | | 0 | 0 | - | - | - | - | - | - | - | - | - | - | - | - | - | - | - | - | - | - | - | - |
| Not insane | | 0 | 0 | - | - | - | - | - | - | - | - | - | - | - | - | - | - | - | - | - | - | - | - |
| ITALIAN, total | 0 | 0 | 0 | 0 | 0 | 0 | 0 | 0 | 0 | 0 | 0 | 0 | 0 | 0 | 0 | 0 | 0 | 0 | 0 | 0 | 0 | 0 | 0 |
| Schizophrenic reactions | | 0 | 0 | - | - | - | - | - | - | - | - | - | - | - | - | - | - | - | - | - | - | - | - |
| Other psychotic disorders | | 0 | 0 | - | - | - | - | - | - | - | - | - | - | - | - | - | - | - | - | - | - | - | - |
| Alcoholics | | 0 | 0 | - | - | - | - | - | - | - | - | - | - | - | - | - | - | - | - | - | - | - | - |
| Other personality disorders | | 0 | 0 | - | - | - | - | - | - | - | - | - | - | - | - | - | - | - | - | - | - | - | - |
| Diseases of senium | | 0 | 0 | - | - | - | - | - | - | - | - | - | - | - | - | - | - | - | - | - | - | - | - |
| Convulsive disorders | | 0 | 0 | - | - | - | - | - | - | - | - | - | - | - | - | - | - | - | - | - | - | - | - |
| Other brain syndromes | | 0 | 0 | - | - | - | - | - | - | - | - | - | - | - | - | - | - | - | - | - | - | - | - |
| Mental deficient | | 0 | 0 | - | - | - | - | - | - | - | - | - | - | - | - | - | - | - | - | - | - | - | - |
| Undiagnosed | | 0 | 0 | - | - | - | - | - | - | - | - | - | - | - | - | - | - | - | - | - | - | - | - |
| Not insane | | 0 | 0 | - | - | - | - | - | - | - | - | - | - | - | - | - | - | - | - | - | - | - | - |
| NEGRO, total | 3 | 3 | 0 | 0 | 0 | 0 | 0 | 1 | 0 | 0 | 0 | 2 | 0 | 0 | 0 | 0 | 0 | 0 | 0 | 0 | 0 | 0 | 0 |
| Schizophrenic reactions | | 0 | 0 | - | - | - | - | - | - | - | - | - | - | - | - | - | - | - | - | - | - | - | - |
| Other psychotic disorders | | 0 | 0 | - | - | - | - | - | - | - | - | - | - | - | - | - | - | - | - | - | - | - | - |
| Alcoholics | | 0 | 0 | - | - | - | - | - | - | - | - | - | - | - | - | - | - | - | - | - | - | - | - |
| Other personality disorders | | 0 | 0 | - | - | - | - | - | - | - | - | - | - | - | - | - | - | - | - | - | - | - | - |
| Diseases of senium | | 0 | 0 | - | - | - | - | - | - | - | - | - | - | - | - | - | - | - | - | - | - | - | - |
| Convulsive disorders | | 0 | 0 | - | - | - | - | - | - | - | - | - | - | - | - | - | - | - | - | - | - | - | - |
| Other brain syndromes | | 0 | 0 | - | - | - | - | - | - | - | - | - | - | - | - | - | - | - | - | - | - | - | - |
| Mental deficient | | 0 | 0 | - | - | - | - | - | - | - | - | - | - | - | - | - | - | - | - | - | - | - | - |
| Undiagnosed | | 3 | 0 | - | - | - | - | 1 | - | - | - | 2 | - | - | - | - | - | - | - | - | - | - | - |
| Not insane | | 0 | 0 | - | - | - | - | - | - | - | - | - | - | - | - | - | - | - | - | - | - | - | - |

PENAL SYSTEM¹ ADMISSIONS
BY ETHNIC GROUP, SEX, PSYCHIATRIC DIAGNOSIS AND AGE

Table XXVIII continued

Year Ending June 30, 1962

| Ethnic group; diagnosis | TOTAL | M | F | Under 15 | | 15-18 | | 19-24 | | 25-34 | | 35-44 | | 45-54 | | 55-64 | | 65-74 | | 75-84 | | 85 and over | |
|-------------------------------|-------|----|---|-------------|---|-------|---|-------|---|-------|---|-------|---|-------|---|-------|---|-------|---|-------|---|----------------|---|
| | | | | M | F | M | F | M | F | M | F | M | F | M | F | M | F | M | F | M | F | M | F |
| ORIENTAL, total | 0 | 0 | 0 | 0 | 0 | 0 | 0 | 0 | 0 | 0 | 0 | 0 | 0 | 0 | 0 | 0 | 0 | 0 | 0 | 0 | 0 | 0 | 0 |
| Schizophrenic reactions | | 0 | 0 | - | - | - | - | - | - | - | - | - | - | - | - | - | - | - | - | - | - | - | - |
| Other psychotic disorders | | 0 | 0 | - | - | - | - | - | - | - | - | - | - | - | - | - | - | - | - | - | - | - | - |
| Alcoholics | | 0 | 0 | - | - | - | - | - | - | - | - | - | - | - | - | - | - | - | - | - | - | - | - |
| Other personality disorders | | 0 | 0 | - | - | - | - | - | - | - | - | - | - | - | - | - | - | - | - | - | - | - | - |
| Diseases of senium | | 0 | 0 | - | - | - | - | - | - | - | - | - | - | - | - | - | - | - | - | - | - | - | - |
| Convulsive disorders | | 0 | 0 | - | - | - | - | - | - | - | - | - | - | - | - | - | - | - | - | - | - | - | - |
| Other brain syndromes | | 0 | 0 | - | - | - | - | - | - | - | - | - | - | - | - | - | - | - | - | - | - | - | - |
| Mental deficient | | 0 | 0 | - | - | - | - | - | - | - | - | - | - | - | - | - | - | - | - | - | - | - | - |
| Undiagnosed | | 0 | 0 | - | - | - | - | - | - | - | - | - | - | - | - | - | - | - | - | - | - | - | - |
| Not insane | | 0 | 0 | - | - | - | - | - | - | - | - | - | - | - | - | - | - | - | - | - | - | - | - |
| SPANISH-AMERICAN, total | 6 | 5 | 1 | 0 | 0 | 0 | 0 | 4 | 0 | 0 | 0 | 0 | 1 | 0 | 0 | 0 | 0 | 1 | 0 | 0 | 0 | 0 | 0 |
| Schizophrenic reactions | | 0 | 0 | - | - | - | - | - | - | - | - | - | - | - | - | - | - | - | - | - | - | - | - |
| Other psychotic disorders | | 0 | 0 | - | - | - | - | - | - | - | - | - | - | - | - | - | - | - | - | - | - | - | - |
| Alcoholics | | 0 | 0 | - | - | - | - | - | - | - | - | - | - | - | - | - | - | - | - | - | - | - | - |
| Other personality disorders | | 0 | 0 | - | - | - | - | - | - | - | - | - | - | - | - | - | - | - | - | - | - | - | - |
| Diseases of senium | | 0 | 0 | - | - | - | - | - | - | - | - | - | - | - | - | - | - | - | - | - | - | - | - |
| Convulsive disorders | | 0 | 0 | - | - | - | - | - | - | - | - | - | - | - | - | - | - | - | - | - | - | - | - |
| Other brain syndromes | | 0 | 0 | - | - | - | - | - | - | - | - | - | - | - | - | - | - | - | - | - | - | - | - |
| Mental deficient | | 0 | 0 | - | - | - | - | - | - | - | - | - | - | - | - | - | - | - | - | - | - | - | - |
| Undiagnosed | | 5 | 1 | - | - | - | - | 4 | - | - | - | - | 1 | - | - | - | - | 1 | - | - | - | - | - |
| Not insane | | 0 | 0 | - | - | - | - | - | - | - | - | - | - | - | - | - | - | - | - | - | - | - | - |
| OTHER, total | 20 | 18 | 2 | 0 | 0 | 1 | 0 | 8 | 0 | 4 | 1 | 5 | 1 | 0 | 0 | 0 | 0 | 0 | 0 | 0 | 0 | 0 | 0 |
| Schizophrenic reactions | | 1 | 0 | - | - | 1 | - | - | - | - | - | - | - | - | - | - | - | - | - | - | - | - | - |
| Other psychotic disorders | | 0 | 0 | - | - | - | - | - | - | - | - | - | - | - | - | - | - | - | - | - | - | - | - |
| Alcoholics | | 0 | 0 | - | - | - | - | - | - | - | - | - | - | - | - | - | - | - | - | - | - | - | - |
| Other personality disorders | | 2 | 0 | - | - | - | - | 1 | - | 1 | - | - | - | - | - | - | - | - | - | - | - | - | - |
| Diseases of senium | | 0 | 0 | - | - | - | - | - | - | - | - | - | - | - | - | - | - | - | - | - | - | - | - |
| Convulsive disorders | | 0 | 0 | - | - | - | - | - | - | - | - | - | - | - | - | - | - | - | - | - | - | - | - |
| Other brain syndromes | | 0 | 0 | - | - | - | - | - | - | - | - | - | - | - | - | - | - | - | - | - | - | - | - |
| Mental deficient | | 2 | 0 | - | - | - | - | 2 | - | - | - | - | - | - | - | - | - | - | - | - | - | - | - |
| Undiagnosed | | 13 | 2 | - | - | - | - | 5 | - | 3 | 1 | 5 | 1 | - | - | - | - | - | - | - | - | - | - |
| Not insane | | 0 | 0 | - | - | - | - | - | - | - | - | - | - | - | - | - | - | - | - | - | - | - | - |

PENAL SYSTEM¹ ADMISSIONS
BY ETHNIC GROUP, SEX, PSYCHIATRIC DIAGNOSIS AND AGE

Table XXVIII continued

Year Ending June 30, 1962

| Ethnic group; diagnosis | TOTAL | M | F | Under 15 | | 15-18 | | 19-24 | | 25-34 | | 35-44 | | 45-54 | | 55-64 | | 65-74 | | 75-84 | | 85 and over | |
|-----------------------------|-------|----|---|-------------|---|-------|---|-------|---|-------|---|-------|---|-------|---|-------|---|-------|---|-------|---|----------------|---|
| | | | | M | F | M | F | M | F | M | F | M | F | M | F | M | F | M | F | M | F | M | F |
| UNASCERTAINED, total | 6 | 6 | 0 | 0 | 0 | 1 | 0 | 3 | 0 | 0 | 0 | 1 | 0 | 1 | 0 | 0 | 0 | 0 | 0 | 0 | 0 | 0 | 0 |
| Schizophrenic reactions | | 0 | 0 | - | - | - | - | - | - | - | - | - | - | - | - | - | - | - | - | - | - | - | - |
| Other psychotic disorders | | 0 | 0 | - | - | - | - | - | - | - | - | - | - | - | - | - | - | - | - | - | - | - | - |
| Alcoholics | | 0 | 0 | - | - | - | - | - | - | - | - | - | - | - | - | - | - | - | - | - | - | - | - |
| Other personality disorders | | 1 | 0 | - | - | 1 | - | - | - | - | - | - | - | - | - | - | - | - | - | - | - | - | - |
| Diseases of senium | | 0 | 0 | - | - | - | - | - | - | - | - | - | - | - | - | - | - | - | - | - | - | - | - |
| Convulsive disorders | | 0 | 0 | - | - | - | - | - | - | - | - | - | - | - | - | - | - | - | - | - | - | - | - |
| Other brain syndromes | | 0 | 0 | - | - | - | - | - | - | - | - | - | - | - | - | - | - | - | - | - | - | - | - |
| Mental deficientes | | 0 | 0 | - | - | - | - | - | - | - | - | - | - | - | - | - | - | - | - | - | - | - | - |
| Undiagnosed | | 5 | 0 | - | - | - | - | 3 | - | - | - | 1 | - | 1 | - | - | - | - | - | - | - | - | - |
| Not insane | | 0 | 0 | - | - | - | - | - | - | - | - | - | - | - | - | - | - | - | - | - | - | - | - |
| GRAND TOTAL | 35 | 32 | 3 | 0 | 0 | 2 | 0 | 16 | 0 | 4 | 1 | 8 | 2 | 1 | 0 | 0 | 0 | 1 | 0 | 0 | 0 | 0 | 0 |
| Schizophrenic reactions | 1 | 1 | 0 | - | - | 1 | - | - | - | - | - | - | - | - | - | - | - | - | - | - | - | - | - |
| Other psychotic disorders | 0 | 0 | 0 | - | - | - | - | - | - | - | - | - | - | - | - | - | - | - | - | - | - | - | - |
| Alcoholics | 0 | 0 | 0 | - | - | - | - | - | - | - | - | - | - | - | - | - | - | - | - | - | - | - | - |
| Other personality disorders | 3 | 3 | 0 | - | - | 1 | - | 1 | - | 1 | - | - | - | - | - | - | - | - | - | - | - | - | - |
| Diseases of senium | 0 | 0 | 0 | - | - | - | - | - | - | - | - | - | - | - | - | - | - | - | - | - | - | - | - |
| Convulsive disorders | 0 | 0 | 0 | - | - | - | - | - | - | - | - | - | - | - | - | - | - | - | - | - | - | - | - |
| Other brain syndromes | 0 | 0 | 0 | - | - | - | - | - | - | - | - | - | - | - | - | - | - | - | - | - | - | - | - |
| Mental deficientes | 2 | 2 | 0 | - | - | - | - | 2 | - | - | - | - | - | - | - | - | - | - | - | - | - | - | - |
| Undiagnosed | 29 | 26 | 3 | - | - | - | - | 13 | - | 3 | 1 | 8 | 2 | 1 | - | - | - | 1 | - | - | - | - | - |
| Not insane | 0 | 0 | 0 | - | - | - | - | - | - | - | - | - | - | - | - | - | - | - | - | - | - | - | - |

¹ Penitentiary
Reformatory
Parole Board

TABLE XXIX

OCCUPATIONS OF ADMISSIONS BY SEX

YEAR ENDING JUNE 30, 1962

| Occupation | TOTAL | Male | Female |
|--|-------|------|--------|
| Executives | | | |
| Large scale concerns | 0 | - | - |
| Large scale farms | 5 | 5 | - |
| Owners and managers of medium size business concerns | 22 | 17 | 5 |
| Professionals | | | |
| Major professionals | 12 | 12 | - |
| Lesser professionals | 101 | 49 | 52 |
| Owners and managers | | | |
| Small independent businesses | 3 | 3 | - |
| Small scale farm | 56 | 56 | - |
| Semi-professionals and second-line administrative personnel of larger concerns | 6 | 2 | 4 |
| Sales workers, clerical workers and technicians | 161 | 84 | 77 |
| Foremen, craftsmen and skilled workers | 352 | 344 | 8 |
| Service and domestic workers | 177 | 87 | 90 |
| Unskilled workers | 306 | 300 | 6 |
| Farm laborers | 44 | 44 | - |
| Housewives | 329 | - | 329 |
| Unascertained | 150 | 114 | 36 |
| No occupation | 124 | 85 | 39 |
| GRAND TOTAL | 1848 | 1202 | 646 |

TABLE XXX
DISCHARGES OF PATIENTS
BY SEX, TYPE OF DISCHARGE AND MENTAL STATUS
YEAR ENDING JUNE 30, 1962

| Reasons for discharge | TOTAL | Male | Female | Recovered | | | Improved | | | Unimproved | | | Not insane | | |
|--|-------|------|--------|-----------|-----|-----|----------|-----|-----|------------|-----|----|------------|----|---|
| | | | | T | M | F | T | M | F | T | M | F | T | M | F |
| Observation - completed | | | | | | | | | | | | | | | |
| County Court | 0 | 0 | 0 | 0 | - | - | 0 | - | - | 0 | - | - | 0 | - | - |
| District Court | 97 | 91 | 6 | 0 | - | - | 0 | - | - | 36 | 33 | 3 | 61 | 58 | 3 |
| Executive | 15 | 15 | 0 | 0 | - | - | 5 | 5 | - | 9 | 9 | - | 1 | 1 | - |
| Commitment Order - revoked | | | | | | | | | | | | | | | |
| District Court | 22 | 21 | 1 | 9 | 8 | 1 | 11 | 11 | - | 1 | 1 | - | 1 | 1 | - |
| Executive | 7 | 7 | 0 | 1 | 1 | - | 5 | 5 | - | 1 | 1 | - | 0 | - | - |
| Parole Board | 4 | 4 | 0 | 0 | - | - | 4 | 4 | - | 0 | - | - | 0 | - | - |
| County Court Commitments | | | | | | | | | | | | | | | |
| Restored to reason or discharged from absence | 716 | 432 | 284 | 353 | 224 | 129 | 334 | 181 | 153 | 29 | 27 | 2 | 0 | - | - |
| At request of Voluntary patients | 232 | 161 | 71 | 1 | 1 | - | 199 | 137 | 62 | 32 | 23 | 9 | 0 | - | - |
| Change of Custody | 68 | 27 | 41 | 2 | 1 | 1 | 51 | 19 | 32 | 15 | 7 | 8 | 0 | - | - |
| Deported to hospital in state of legal residence | 39 | 19 | 20 | 0 | - | - | 31 | 16 | 15 | 8 | 3 | 5 | 0 | - | - |
| Non-residents of Colorado | 26 | 22 | 4 | 0 | - | - | 15 | 12 | 3 | 11 | 10 | 1 | 0 | - | - |
| Transferred to system hospitals | 0 | 0 | 0 | 0 | - | - | 0 | - | - | 0 | - | - | 0 | - | - |
| Transferred to non-system hospitals | 32 | 29 | 3 | 0 | - | - | 25 | 24 | 1 | 6 | 5 | 1 | 1 | - | 1 |
| Transferred to Colorado State Penitentiary for safekeeping | 28 | 28 | 0 | 0 | - | - | 0 | - | - | 28 | 28 | - | 0 | - | - |
| Non-psychiatric patients returned to penal institution following medical-surgical care | 8 | 7 | 1 | 0 | - | - | 5 | 4 | 1 | 3 | 3 | - | 0 | - | - |
| Hospitalization terminated - not adjudicated | 9 | 7 | 2 | 0 | - | - | 4 | 3 | 1 | 3 | 3 | - | 2 | 1 | 1 |
| TOTAL DISCHARGES | 1303 | 870 | 433 | 366 | 235 | 131 | 689 | 421 | 268 | 182 | 153 | 29 | 66 | 61 | 5 |

TABLE XXXI
COMBINED DIRECT DISCHARGES AND PLACEMENTS ON CONVALESCENT LEAVE
BY SEX, PSYCHIATRIC DIAGNOSIS AND
DURATION SINCE MOST RECENT ADMISSION

YEAR ENDING JUNE 30, 1962

| Diagnosis | TOTAL | M | F | Less 1 mo. | | 1-2 mos. | | 3-6 mos. | | 7-12 mos. | | 1-2 yrs. | | 3-4 yrs. | | 5-10 yrs. | | Over 10 yrs. | |
|---------------------------------|-------|-----|-----|------------|---|----------|---|----------|---|-----------|---|----------|---|----------|---|-----------|---|--------------|---|
| | | | | M | F | M | F | M | F | M | F | M | F | M | F | M | F | M | F |
| ACUTE BRAIN SYNDROME, total ... | 22 | 19 | 3 | | | | | | | | | | | | | | | | |
| (associated with) | | | | | | | | | | | | | | | | | | | |
| Alcohol intoxication | | 18 | 3 | - | - | 1 | 1 | 7 | - | 2 | 2 | 3 | - | 2 | - | 2 | - | 1 | - |
| Drug or poison intoxication | | 0 | 0 | - | - | - | - | - | - | - | - | - | - | - | - | - | - | - | - |
| (except alcohol) | | | | | | | | | | | | | | | | | | | |
| Convulsive disorder | | 1 | 0 | - | - | 1 | - | - | - | - | - | - | - | - | - | - | - | - | - |
| All other conditions | | 0 | 0 | - | - | - | - | - | - | - | - | - | - | - | - | - | - | - | - |
| CHRONIC BRAIN SYNDROME, total . | 328 | 213 | 115 | | | | | | | | | | | | | | | | |
| (associated with) | | | | | | | | | | | | | | | | | | | |
| Diseases and conditions due | | | | | | | | | | | | | | | | | | | |
| to prenatal (constitutional) | | | | | | | | | | | | | | | | | | | |
| influence | | 0 | 1 | - | - | - | - | - | - | - | - | - | 1 | - | - | - | - | - | - |
| Meningoencephalitic syphilis | | 6 | 5 | - | - | - | - | - | 1 | - | 1 | - | - | - | - | 2 | 1 | 3 | 2 |
| Other CNS syphilis | | 0 | 0 | - | - | - | - | - | - | - | - | - | - | - | - | - | - | - | - |
| Epidemic encephalitis | | 0 | 3 | - | - | - | - | - | 1 | - | - | - | - | - | 1 | - | 1 | - | - |
| Other intracranial infections) | | | | | | | | | | | | | | | | | | | |
| Alcohol intoxication | | 69 | 15 | 1 | - | 11 | 1 | 13 | 1 | 10 | 4 | 16 | 5 | 8 | 3 | 9 | 1 | 1 | - |
| Drug or poison intoxication | | 2 | 1 | - | - | - | - | - | - | - | 1 | - | - | - | - | 1 | - | 1 | - |
| (except alcohol) | | | | | | | | | | | | | | | | | | | |
| Birth trauma | | 2 | 2 | - | - | - | - | 1 | - | - | 2 | 1 | - | - | - | - | - | - | - |
| Other trauma | | 16 | 4 | - | - | - | 1 | 2 | - | 7 | 1 | 4 | 2 | - | - | 3 | - | - | - |
| Cerebral arteriosclerosis | | 55 | 30 | 1 | - | 4 | 2 | 10 | 4 | 10 | 6 | 16 | 8 | 9 | 3 | 3 | 3 | 2 | 4 |
| Other circulatory disturbance | | 3 | 2 | - | - | 2 | - | - | - | - | 1 | - | 1 | 1 | - | - | - | - | - |
| Convulsive disorder | | 31 | 29 | - | - | 2 | 1 | 6 | 8 | 6 | 4 | 7 | 6 | 1 | 3 | 5 | 4 | 4 | 3 |
| Senile brain disease | | 19 | 13 | - | - | 1 | 1 | 1 | 1 | - | - | 8 | 3 | 4 | 4 | 3 | 3 | 2 | 1 |
| Other disturbance of | | | | | | | | | | | | | | | | | | | |
| metabolism, growth, and | | | | | | | | | | | | | | | | | | | |
| nutrition | | 3 | 2 | - | - | 1 | - | 1 | - | - | - | - | 1 | 1 | 1 | - | - | - | - |
| Intracranial neoplasm | | 0 | 1 | - | - | - | - | - | - | - | - | - | 1 | - | - | - | - | - | - |
| Diseases of unknown and | | | | | | | | | | | | | | | | | | | |
| uncertain cause | | 3 | 6 | 1 | - | - | - | - | 1 | 1 | 4 | 1 | 1 | - | - | - | - | - | - |
| Chronic brain syndromes of | | | | | | | | | | | | | | | | | | | |
| unknown cause | | 4 | 1 | - | - | - | - | 1 | 1 | 1 | - | 2 | - | - | - | - | - | - | - |

COMBINED DIRECT DISCHARGES AND PLACEMENTS ON CONVALESCENT LEAVE
BY SEX, PSYCHIATRIC DIAGNOSIS AND
DURATION SINCE MOST RECENT ADMISSION

Table XXXI continued

Year Ending June 30, 1962

| Diagnosis | TOTAL | M | F | Less 1 mo. | | 1-2 mos. | | 3-6 mos. | | 7-12 mos. | | 1-2 yrs. | | 3-4 yrs. | | 5-10 yrs. | | Over 10 yrs. | |
|---|-------|------|-----|------------|----|----------|-----|----------|-----|-----------|-----|----------|-----|----------|----|-----------|----|--------------|----|
| | | | | M | F | M | F | M | F | M | F | M | F | M | F | M | F | M | F |
| PSYCHOTIC DISORDERS, total | 745 | 319 | 426 | | | | | | | | | | | | | | | | |
| Involutional psychotic reaction | | 5 | 17 | - | - | 2 | 1 | 1 | 6 | 1 | 2 | 1 | 1 | - | 4 | - | 2 | - | 1 |
| Manic depressive reactions) | | 18 | 23 | - | 1 | 3 | 9 | 4 | 1 | 6 | 3 | 3 | 4 | - | - | - | 1 | 2 | 4 |
| Psychotic depressive reaction) | | | | | | | | | | | | | | | | | | | |
| Schizophrenic reactions | | 291 | 386 | 6 | 2 | 32 | 15 | 51 | 62 | 62 | 66 | 71 | 89 | 24 | 30 | 15 | 56 | 30 | 66 |
| Paranoid reactions | | 5 | 0 | - | - | 1 | - | - | - | 1 | - | 1 | - | 1 | - | - | - | 1 | - |
| Other | | 0 | 0 | - | - | - | - | - | - | - | - | - | - | - | - | - | - | - | - |
| PSYCHOPHYSIOLOGIC, AUTONOMIC, AND VISCERAL DISORDERS | 0 | 0 | 0 | | | | | | | | | | | | | | | | |
| PSYCHONEUROTIC REACTIONS | 53 | 19 | 34 | 1 | 2 | 9 | 8 | 5 | 4 | 1 | 6 | 1 | 10 | 2 | 3 | - | 1 | - | - |
| PERSONALITY DISORDERS, total .. | 579 | 494 | 85 | | | | | | | | | | | | | | | | |
| Personality pattern disturbance | | 22 | 2 | - | - | 3 | 1 | 3 | 1 | 4 | - | 6 | - | 5 | - | 1 | - | - | - |
| Personality trait disturbance | | 33 | 15 | 1 | - | 10 | 3 | 4 | 5 | 9 | 4 | 3 | 2 | 5 | - | - | 1 | 1 | - |
| Antisocial reaction | | 37 | 5 | 1 | - | 6 | 1 | 10 | 1 | 8 | 1 | 7 | 2 | 4 | - | - | - | 1 | - |
| Dyssocial reaction | | 0 | 1 | - | - | - | - | - | - | - | - | - | - | - | - | - | - | - | 1 |
| Sexual deviation | | 9 | 0 | - | - | 1 | - | 2 | - | 4 | - | 1 | - | - | - | 1 | - | - | - |
| Alcoholism (addiction) | | 387 | 56 | 10 | - | 68 | 9 | 71 | 12 | 68 | 14 | 115 | 14 | 19 | 3 | 16 | 4 | 20 | - |
| Drug addiction | | 6 | 6 | - | - | 1 | 4 | 1 | 2 | 1 | - | 3 | - | - | - | - | - | - | - |
| Special symptom reaction | | 0 | 0 | - | - | - | - | - | - | - | - | - | - | - | - | - | - | - | - |
| TRANSIENT SITUATIONAL PERSON- ALITY DISTURBANCE | 5 | 1 | 4 | - | - | 1 | 1 | - | - | - | 1 | - | - | - | - | - | 2 | - | - |
| MENTAL DEFICIENCIES, total | 91 | 57 | 34 | | | | | | | | | | | | | | | | |
| Without psychosis | | 32 | 17 | 1 | - | 5 | 1 | 5 | - | 3 | - | 4 | 1 | 2 | 3 | 4 | 6 | 8 | 6 |
| With psychosis | | 25 | 17 | - | - | 4 | 1 | - | - | 5 | 3 | 10 | 5 | 1 | 1 | - | 1 | 5 | 6 |
| MENTAL DISORDER (undiagnosed) . | 322 | 233 | 89 | 24 | 6 | 155 | 46 | 40 | 32 | 13 | 4 | 1 | 1 | - | - | - | - | - | - |
| WITHOUT MENTAL DISORDER | 7 | 7 | 0 | 1 | - | 2 | - | - | - | 1 | - | - | - | - | - | - | - | 3 | - |
| NOT INSANE (legally sane) | 60 | 57 | 3 | 13 | 1 | 44 | 2 | - | - | - | - | - | - | - | - | - | - | - | - |
| GRAND TOTAL | 2212 | 1419 | 793 | 61 | 12 | 370 | 109 | 239 | 144 | 224 | 130 | 286 | 158 | 89 | 59 | 65 | 87 | 85 | 94 |

TABLE XXXII
DEATHS OF PATIENTS IN HOSPITAL
BY SEX, PSYCHIATRIC DIAGNOSIS AND CLINICAL CAUSE OF DEATH
YEAR ENDING JUNE 30, 1962

| Cause of death | TOTAL | Male | Female | Meningo- enceph- alitis | | Cerebral arterio- sclerosis | | Convulsive disorders | | Senile brain disease | | Affective reactions | | Schizo- phrenia | | Other psychoses | |
|---|-------|------|--------|-------------------------------|---|-----------------------------------|----|-------------------------|---|----------------------------|----|------------------------|---|--------------------|----|--------------------|----|
| | | | | M | F | M | F | M | F | M | F | M | F | M | F | M | F |
| EPIDEMIC, ENDEMIC AND INFECTIOUS DISEASES, total | 3 | 2 | 1 | | | | | | | | | | | | | | |
| Tuberculosis of the respiratory system | | 1 | 0 | - | - | - | - | - | - | - | - | - | - | 1 | - | - | - |
| Septicemia | | 0 | 0 | - | - | - | - | - | - | - | - | - | - | - | - | - | - |
| Diabetes | | 1 | 1 | - | - | - | - | - | - | - | - | - | - | 1 | - | - | 1 |
| Other systemic diseases | | 0 | 0 | - | - | - | - | - | - | - | - | - | - | - | - | - | - |
| GENERAL DISEASES NOT INCLUDED IN ABOVE, total | 29 | 10 | 19 | | | | | | | | | | | | | | |
| Malignancy of respiratory system | | 4 | 2 | - | - | - | 1 | - | - | - | - | - | - | - | 1 | 4 | - |
| Malignant neoplasm, other | | 6 | 16 | - | 1 | 2 | 2 | - | - | 1 | 3 | - | 2 | 1 | 6 | 2 | 2 |
| Benign and unspecified neoplasm | | 0 | 1 | - | - | - | - | - | - | - | 1 | - | - | - | - | - | - |
| DISEASES OF THE NERVOUS SYSTEM, total | 26 | 13 | 13 | | | | | | | | | | | | | | |
| Encephalitis of nervous system | | 0 | 0 | - | - | - | - | - | - | - | - | - | - | - | - | - | - |
| Cerebral vascular accidents | | 5 | 6 | - | - | - | 3 | - | - | 1 | - | - | 1 | - | 2 | 4 | - |
| Other diseases of the nervous system | | 8 | 7 | - | - | 3 | 2 | - | - | 3 | 1 | - | - | 1 | 1 | 1 | 3 |
| DISEASES OF THE CIRCULATORY SYSTEM, total ... | 192 | 99 | 93 | | | | | | | | | | | | | | |
| Endocarditis and myocarditis | | 32 | 30 | 1 | - | 4 | 5 | - | - | 4 | 8 | - | 2 | 10 | 11 | 13 | 4 |
| Other diseases of the heart | | 52 | 53 | 2 | - | 11 | 10 | 2 | - | 12 | 13 | 1 | 1 | 9 | 10 | 15 | 19 |
| Arteriosclerosis | | 5 | 4 | - | - | 2 | 2 | - | - | 1 | - | - | - | 1 | - | 1 | 2 |
| Other diseases of the arteries | | 5 | 3 | 1 | - | - | 2 | - | - | - | - | - | - | 2 | - | 2 | 1 |
| Other diseases of the circulatory system | | 5 | 3 | - | - | 2 | - | 1 | - | 3 | 2 | - | - | 1 | - | 2 | 1 |
| DISEASES OF THE RESPIRATORY SYSTEM, total ... | 259 | 135 | 124 | | | | | | | | | | | | | | |
| Bronchopneumonia | | 114 | 105 | 3 | - | 32 | 22 | 1 | 1 | 28 | 35 | 1 | 2 | 11 | 24 | 34 | 21 |
| Lobar pneumonia | | 0 | 1 | - | - | - | - | - | - | - | - | - | - | - | - | - | 1 |
| Other diseases of the respiratory system (tuberculosis excluded) | | 21 | 18 | - | - | 4 | 4 | - | - | 5 | 6 | - | - | 4 | 3 | 8 | 5 |

Table XXXII continued

DEATHS OF PATIENTS IN HOSPITAL
BY SEX, PSYCHIATRIC DIAGNOSIS AND CLINICAL CAUSE OF DEATH

Year Ending June 30, 1962

| Cause of death | TOTAL | Male | Female | Meningo- enceph- alitis | | Cerebral arterio- sclerosis | | Convulsive disorders | | Senile brain disease | | Affective reactions | | Schizo- phrenia | | Other psychoses | |
|---|-------|------|--------|-------------------------------|---|-----------------------------------|----|-------------------------|---|----------------------------|----|------------------------|---|--------------------|----|--------------------|----|
| | | | | M | F | M | F | M | F | M | F | M | F | M | F | M | F |
| DISEASES OF THE DIGESTIVE SYSTEM, total | 28 | 14 | 14 | | | | | | | | | | | | | | |
| Hernia and intestinal obstruction | | 3 | 3 | 1 | 1 | 2 | 1 | - | - | - | 1 | - | - | - | - | - | - |
| Other diseases | | 11 | 11 | - | - | 3 | 2 | - | 1 | 4 | 4 | 1 | - | - | 1 | 3 | 3 |
| NON-VENEREAL DISEASES OF GENITO- URINARY SYSTEM, total | 20 | 12 | 8 | | | | | | | | | | | | | | |
| Nephritis | | 7 | 3 | - | - | 2 | - | - | - | 3 | - | - | - | 1 | 2 | 1 | 1 |
| Other diseases | | 5 | 5 | 1 | - | - | 3 | - | - | - | 1 | - | - | - | - | 4 | 1 |
| EXTERNAL CAUSES, total | 17 | 10 | 7 | | | | | | | | | | | | | | |
| Accidental traumatism | | 4 | 5 | - | - | 1 | 1 | - | - | 2 | 3 | - | - | 1 | 1 | - | - |
| Other (asphyxiation, suicide, suffocation) | | 6 | 2 | - | - | - | - | - | - | - | 1 | - | - | 2 | 1 | 4 | - |
| OTHER DISEASES NOT INCLUDED IN ABOVE GROUPS, total | 94 | 28 | 66 | 1 | 4 | 8 | 17 | 2 | 3 | 8 | 17 | - | - | 5 | 8 | 4 | 17 |
| GRAND TOTAL | 668 | 323 | 345 | 10 | 6 | 76 | 77 | 6 | 5 | 75 | 96 | 3 | 8 | 51 | 71 | 102 | 82 |

TABLE XXXIII
DEATHS OF PATIENTS IN THE HOSPITAL
BY SEX, PSYCHIATRIC DIAGNOSIS AND
LENGTH OF MOST RECENT HOSPITALIZATION

YEAR ENDING JUNE 30, 1962

| Diagnosis | TOTAL | M | F | Less 1 mo. | | 1-2 mos. | | 3-6 mos. | | 7-12 mos. | | 1-2 yrs. | | 3-4 yrs. | | 5-10 yrs. | | Over 10 yrs. | |
|--|-------|-----|-----|------------|---|----------|---|----------|---|-----------|----|----------|----|----------|----|-----------|----|--------------|---|
| | | | | M | F | M | F | M | F | M | F | M | F | M | F | M | F | M | F |
| ACUTE BRAIN SYNDROME, total ... | 6 | 3 | 3 | | | | | | | | | | | | | | | | |
| (associated with) | | | | | | | | | | | | | | | | | | | |
| Alcohol intoxication | | 3 | 0 | - | - | - | - | - | - | - | - | - | - | - | - | 3 | - | - | - |
| Drug or poison intoxication | | 0 | 0 | - | - | - | - | - | - | - | - | - | - | - | - | - | - | - | - |
| (except alcohol) | | | | | | | | | | | | | | | | | | | |
| Convulsive disorder | | 0 | 2 | - | - | - | - | - | - | - | - | - | - | - | - | - | 1 | - | 1 |
| All other conditions | | 0 | 1 | - | - | - | - | - | - | - | - | - | - | - | - | - | - | - | 1 |
| CHRONIC BRAIN SYNDROME, total . | 397 | 194 | 203 | | | | | | | | | | | | | | | | |
| (associated with) | | | | | | | | | | | | | | | | | | | |
| Diseases and conditions due to prenatal (constitutional) influence | | 1 | 0 | 1 | - | - | - | - | - | - | - | - | - | - | - | - | - | - | - |
| Meningoencephalitic syphilis | | 10 | 6 | 1 | - | 1 | - | - | - | 1 | - | - | 2 | - | - | 2 | 1 | 5 | 3 |
| Other CNS syphilis | | 0 | 0 | - | - | - | - | - | - | - | - | - | - | - | - | - | - | - | - |
| Epidemic encephalitis) | | 0 | 1 | - | - | - | - | - | - | - | - | - | 1 | - | - | - | - | - | - |
| Other intracranial infections) | | | | | | | | | | | | | | | | | | | |
| Alcohol intoxication | | 14 | 6 | 1 | - | 1 | 1 | 1 | - | - | - | 3 | - | 3 | 3 | 3 | 1 | 2 | 1 |
| Drug or poison intoxication (except alcohol) | | 0 | 0 | - | - | - | - | - | - | - | - | - | - | - | - | - | - | - | - |
| Birth trauma | | 0 | 1 | - | - | - | - | - | - | - | - | - | 1 | - | - | - | - | - | - |
| Other trauma | | 1 | 1 | - | - | - | - | - | - | - | 1 | - | - | - | - | - | - | 1 | - |
| Cerebral arteriosclerosis | | 76 | 79 | - | 2 | 5 | 6 | 6 | 4 | 7 | 10 | 27 | 24 | 10 | 12 | 17 | 14 | 4 | 7 |
| Other circulatory disturbance | | 5 | 1 | 1 | - | - | - | 2 | - | - | - | 2 | 1 | - | - | - | - | - | - |
| Convulsive disorder | | 6 | 4 | - | - | - | - | - | - | - | - | 1 | 1 | 1 | - | 4 | 1 | - | 2 |
| Senile brain disease | | 75 | 94 | 2 | 1 | 3 | 1 | 4 | 2 | 7 | 6 | 24 | 24 | 12 | 35 | 17 | 21 | 6 | 4 |
| Other disturbance of metabolism, growth, and nutrition | | 1 | 2 | - | - | - | - | - | - | - | - | - | - | 1 | 1 | - | - | - | 1 |
| Intracranial neoplasm | | 0 | 1 | - | - | - | - | - | - | - | - | - | - | - | - | - | - | - | 1 |
| Diseases of unknown and uncertain cause | | 3 | 7 | - | - | - | - | - | - | 1 | - | 1 | 1 | - | 3 | 1 | 3 | - | - |
| Chronic brain syndromes of unknown cause | | 2 | 0 | - | - | - | - | 1 | - | - | - | 1 | - | - | - | - | - | - | - |

Table XXXIII continued

DEATHS OF PATIENTS IN THE HOSPITAL
BY SEX, PSYCHIATRIC DIAGNOSIS AND
LENGTH OF MOST RECENT HOSPITALIZATION

Year Ending June 30, 1962

| Diagnosis | TOTAL | M | F | Less 1 mo. | | 1-2 mos. | | 3-6 mos. | | 7-12 mos. | | 1-2 yrs. | | 3-4 yrs. | | 5-10 yrs. | | Over 10 yrs. | |
|---|-------|-----|-----|------------|----|----------|----|----------|----|-----------|----|----------|----|----------|----|-----------|----|--------------|----|
| | | | | M | F | M | F | M | F | M | F | M | F | M | F | M | F | M | F |
| PSYCHOTIC DISORDERS, total | 136 | 54 | 82 | | | | | | | | | | | | | | | | |
| Involuntional psychotic reaction | | 0 | 2 | - | - | - | - | - | - | - | - | - | - | - | - | - | 1 | - | 1 |
| Manic depressive reactions) | | | | | | | | | | | | | | | | | | | |
| Psychotic depressive reaction) | | 3 | 8 | - | - | - | - | - | - | - | - | - | - | 1 | 2 | - | 1 | 2 | 5 |
| Schizophrenic reactions | | 51 | 71 | - | - | - | - | - | 1 | 1 | 1 | 4 | 3 | 2 | 3 | 3 | 6 | 41 | 57 |
| Paranoid reactions | | 0 | 1 | - | - | - | - | - | - | - | - | - | - | - | - | - | - | - | 1 |
| Other | | 0 | 0 | - | - | - | - | - | - | - | - | - | - | - | - | - | - | - | - |
| PSYCHOPHYSIOLOGIC, AUTONOMIC, AND VISCERAL DISORDERS | 0 | 0 | 0 | | | | | | | | | | | | | | | | |
| PSYCHONEUROTIC REACTIONS | 2 | 2 | 0 | - | - | - | - | - | - | 1 | - | - | - | - | - | - | - | 1 | - |
| PERSONALITY DISORDERS, total .. | 11 | 8 | 3 | | | | | | | | | | | | | | | | |
| Personality pattern disturbance | | 0 | 0 | - | - | - | - | - | - | - | - | - | - | - | - | - | - | - | - |
| Personality trait disturbance | | 0 | 0 | - | - | - | - | - | - | - | - | - | - | - | - | - | - | - | - |
| Antisocial reaction | | 0 | 1 | - | - | - | - | - | - | - | - | - | - | - | 1 | - | - | - | - |
| Dyssocial reaction | | 0 | 0 | - | - | - | - | - | - | - | - | - | - | - | - | - | - | - | - |
| Sexual deviation | | 0 | 0 | - | - | - | - | - | - | - | - | - | - | - | - | - | - | - | - |
| Alcoholism (addiction) | | 8 | 1 | - | - | - | - | - | 1 | 3 | - | 3 | - | - | - | 1 | - | 1 | - |
| Drug addiction | | 0 | 1 | - | - | - | - | - | - | - | - | - | 1 | - | - | - | - | - | - |
| Special symptom reaction | | 0 | 0 | - | - | - | - | - | - | - | - | - | - | - | - | - | - | - | - |
| TRANSIENT SITUATIONAL PERSON- ALITY DISTURBANCE | 0 | 0 | 0 | | | | | | | | | | | | | | | | |
| MENTAL DEFICIENCIES, total | 32 | 15 | 17 | | | | | | | | | | | | | | | | |
| Without psychosis | | 8 | 7 | - | - | - | - | - | - | - | - | - | - | 1 | 1 | 1 | 2 | 6 | 4 |
| With psychosis | | 7 | 10 | - | - | - | - | - | - | - | 1 | - | - | - | - | 1 | 1 | 6 | 8 |
| MENTAL DISORDER (undiagnosed) . | 83 | 47 | 36 | 36 | 24 | 10 | 8 | 1 | 2 | - | - | - | 1 | - | - | - | - | - | 1 |
| WITHOUT MENTAL DISORDER | 1 | 0 | 1 | - | - | - | - | - | - | - | - | - | - | - | 1 | - | - | - | - |
| NOT INSANE (legally sane) | 0 | 0 | 0 | | | | | | | | | | | | | | | | |
| GRAND TOTAL | 668 | 323 | 345 | 42 | 27 | 20 | 16 | 15 | 10 | 21 | 19 | 66 | 60 | 31 | 62 | 53 | 53 | 75 | 98 |

1 2 3 4 5 6 7 8 9 10 11 12 13 14 15 16 17 18 19 20 21 22 23 24 25 26 27 28 29 30 31 32 33 34 35 36 37 38 39 40 41 42 43 44 45 46 47 48 49 50 51 52 53 54 55 56 57 58 59 60 61 62 63 64 65 66 67 68 69 70 71 72 73 74 75 76 77 78 79 80 81 82 83 84 85 86 87 88 89 90 91 92 93 94 95 96 97 98 99 100

[illegible]

362.168091

1961 -1962

Colo. State Hospital. Pueblo.

AUTHOR

Annual report.

TITLE

10092

362.168091

1961-1962

Colo. State Hospital, Pueblo.

Annual report.

10092

RECEIVED

NOV 12 1968

STATE OF COLORADO
DEPT. OF PUBLIC WELFARE

COLORADO STATE DEPARTMENT
Public Welfare Library
1600 Sherman Street
Denver 3, Colorado