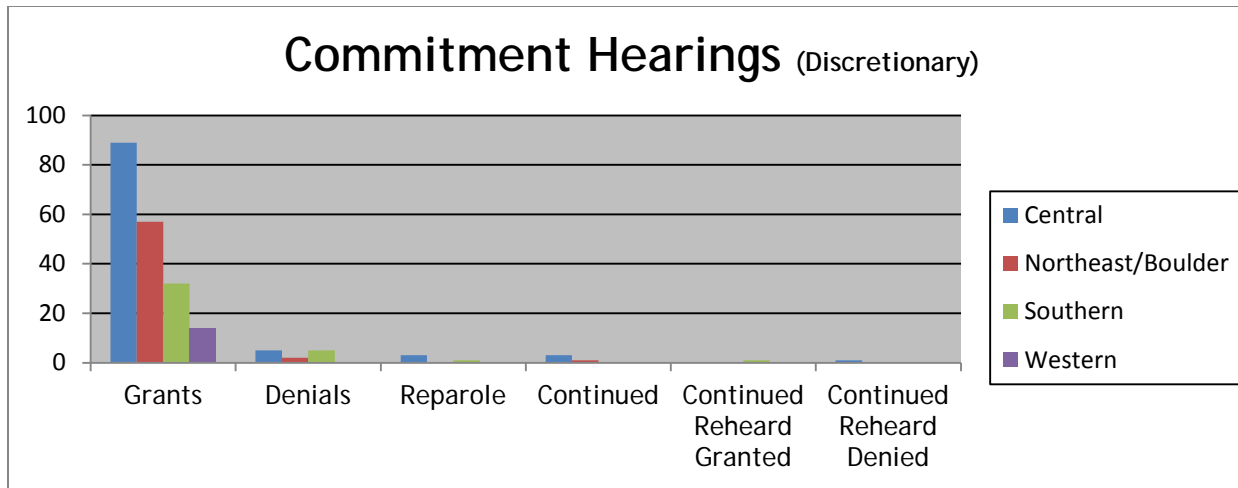


State of Colorado
 Juvenile Parole Board
 Hearing Statistics
 July 1, 2014 - June 30, 2015

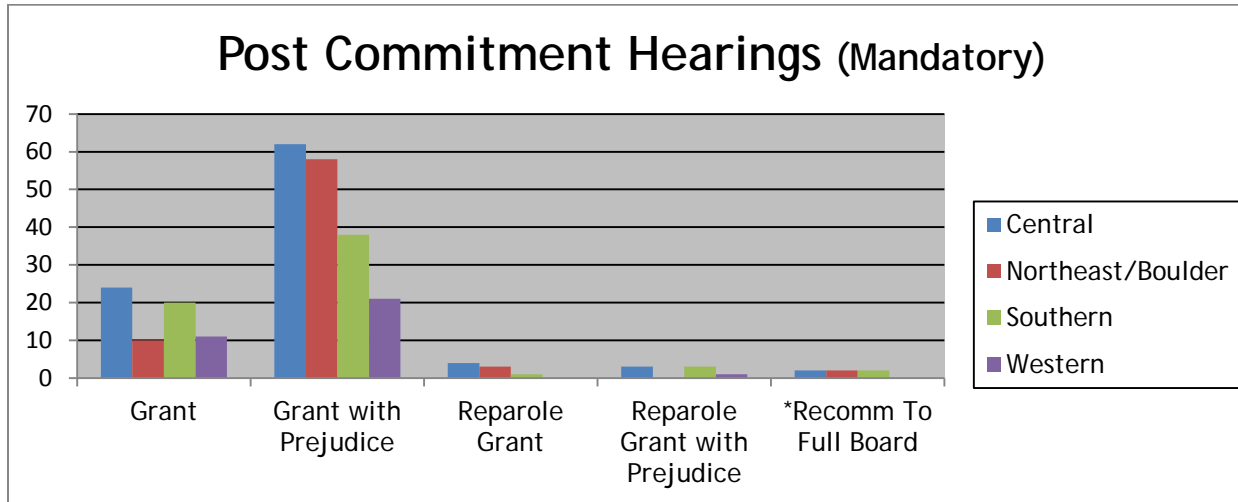
TOTAL HEARINGS HELD: 591
 Fiscal Year 2015:



COMMITMENT HEARINGS (Discretionary)

	Central	Northeast/Boulder	Southern	Western	Total %
Grants	89	57	32	14	86%
Denials	5	2	5	0	5%
Reparole	3	0	1	0	2%
Continued	3	1	0	0	2%
Continued Reheard Granted	0	0	1	0	0%
Continued Reheard Denied	1	0	0	0	0%
Split	1	1	0	0	1%
Cancelled	3	1	2	2	4%
	47%	28%	18%	7%	224

State of Colorado
 Juvenile Parole Board
 Hearing Statistics
 July 1, 2014 - June 30, 2015



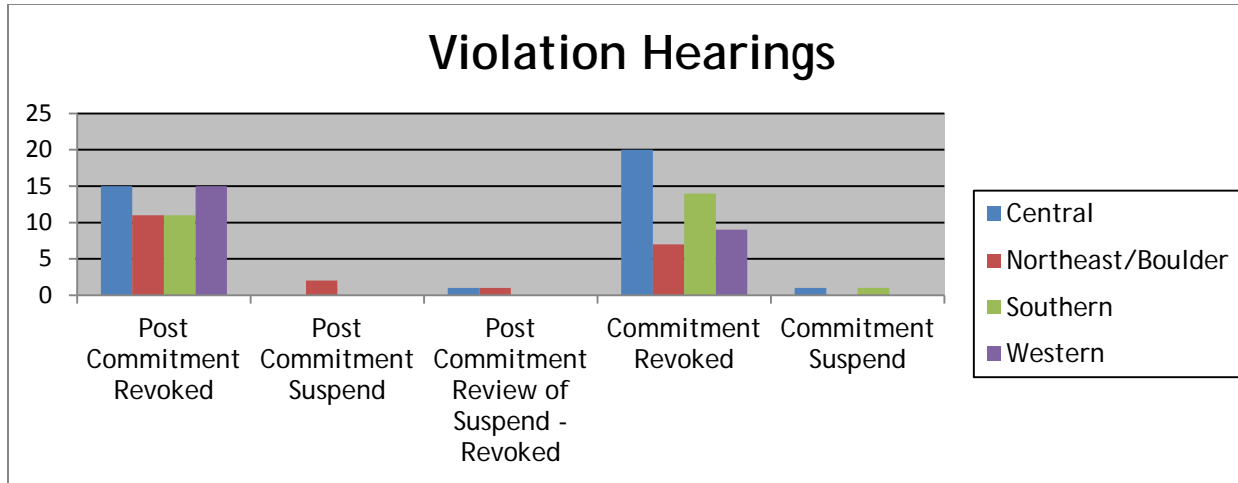
POST COMMITMENT HEARINGS (Mandatory)

	Central	Northeast/Boulder	Southern	Western	Total %
Grant	24	10	20	11	24%
Grant with Prejudice	62	58	38	21	67%
Reparole Grant	4	3	1	0	4%
Reparole Grant with Prejudice	3	0	3	1	3%
*Recomm To Full Board	2	2	2	0	2%
	36%	27%	24%	13%	265

**Recommendation to the full board are cases with a sentence enhancer of Aggravated or Violent Juvenile Offender (see full board chart)*

State of Colorado
 Juvenile Parole Board
 Hearing Statistics
 July 1, 2014 - June 30, 2015

Violation Hearings



	Central	Northeast/Boulder	Southern	Western	Total %
Post Commitment Revoked	15	11	11	15	48%
Post Commitment Suspend	0	2	0	0	2%
Post Commitment Review of Suspend - Revoked	1	1	0	0	2%
Commitment Revoked	20	7	14	9	46%
Commitment Suspend	1	0	1	0	2%
	35%	19%	24%	22%	108

State of Colorado
 Juvenile Parole Board
 Hearing Statistics
 July 1, 2014 - June 30, 2015

Full Board Actions

	Central	Northeast/Boulder	Southern	Western	Total %
Discharge Exemplary Grant	0	0	0	0	0%
Discharge - DOC	0	0	3	2	23%
Discharge DOC Denied	0	0	1	1	9%
Discharge Exemplary - Denied	0	0	0	0	0%
Discharge Other Denied	1	0	0	0	4%
Appeal - Denied	0	0	0	0	0%
Panel Split Extend	2	1	0	0	14%
Review of Parole - Modify Conditions	0	0	0	0	0%
Aggravated Offender Commitment Grant	2	0	0	0	9%
Aggravated Offender Commitment Deny	0	0	0	0	0%
Aggravated Offender Post Commitment Grant	0	2	1	0	14%
Aggravated Offender Post Commitment Grant w/ Prejudice	1	0	3	0	18%
Violent Offender Commitment Grant	0	0	0	0	0%
Violent Offender Commitment Deny	0	0	0	0	0%
Violent Offender Post Commitment Grant	0	0	0	0	0%
Violent Offender Post Commitment Grant w/ Prejudice	1	0	1	0	9%
	32%	14%	40%	14%	22