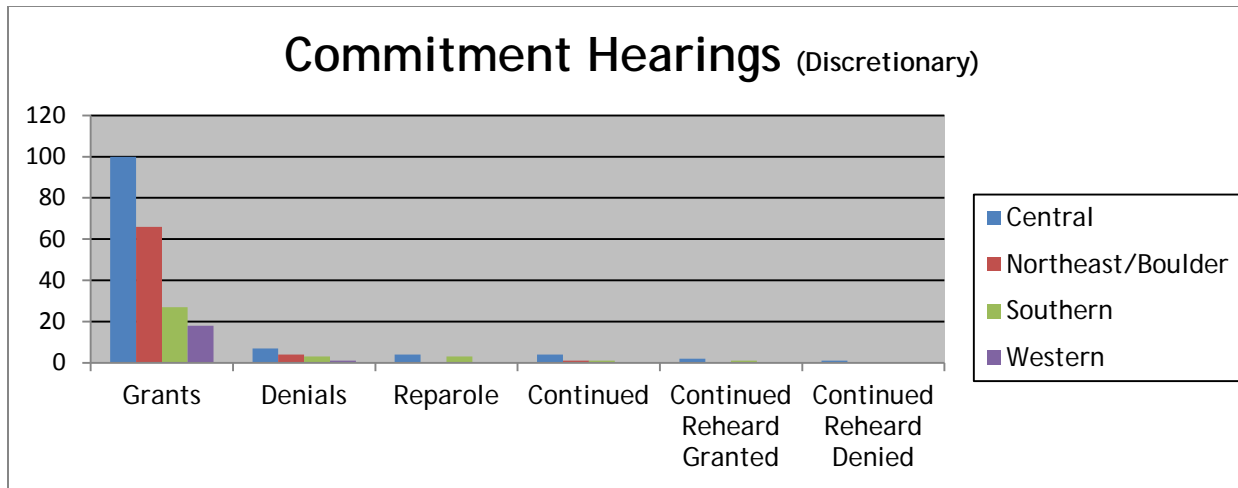


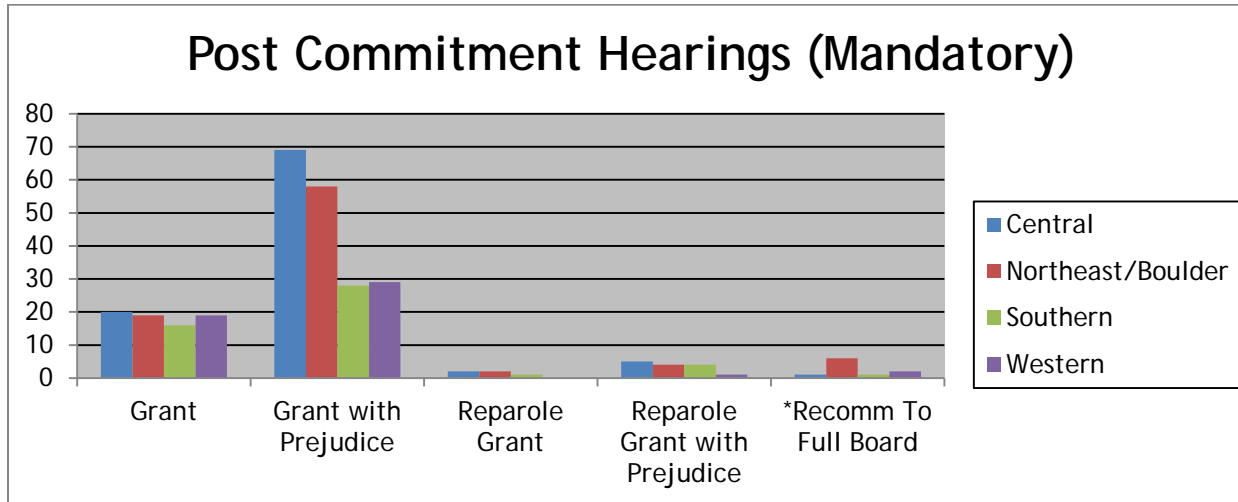
State of Colorado
 Juvenile Parole Board
 Hearing Statistics
 July 1, 2013 - June 30, 2014

TOTAL HEARINGS HELD: 621
 Fiscal Year 2014:



	Central	Northeast/Boulder	Southern	Western	Total %
Grants	100	66	27	18	87%
Denials	7	4	3	1	6%
Reparole	4	0	3	0	3%
Continued	4	1	1	0	2%
Continued Reheard Granted	2	0	1	0	1%
Continued Reheard Denied	1	0	0	0	0%
	49%	29%	14%	8%	243 hearings

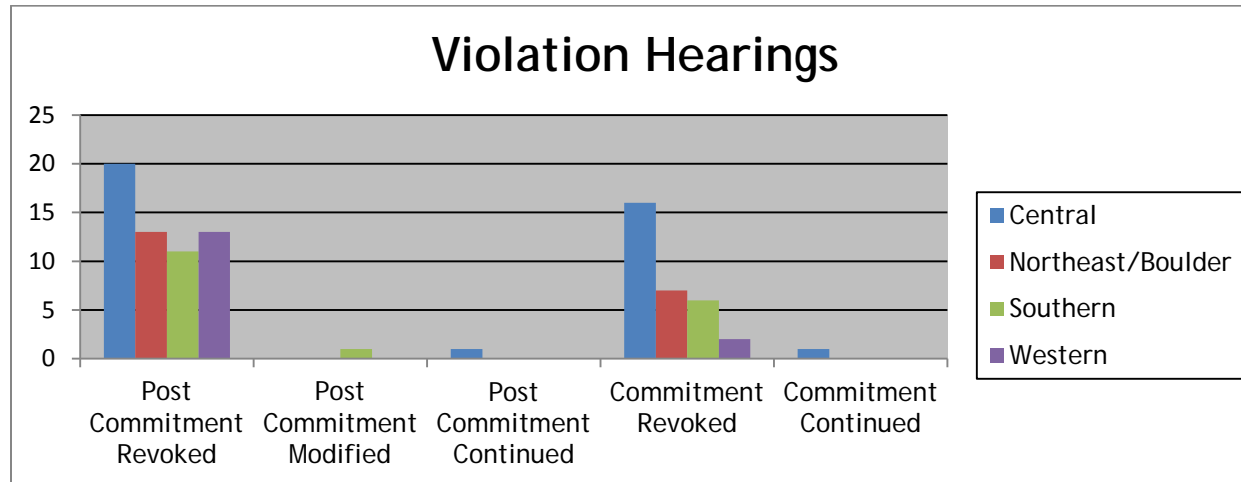
State of Colorado
 Juvenile Parole Board
 Hearing Statistics
 July 1, 2013 - June 30, 2014



	Central	Northeast/Boulder	Southern	Western	Total %
Grant	20	19	16	19	26%
Grant with Prejudice	69	58	28	29	64%
Reparole Grant	2	2	1	0	2%
Reparole Grant with Prejudice	5	4	4	1	5%
*Recomm To Full Board	1	6	1	2	3%
	34%	31%	17%	18%	287

**Recommendation to the full board are cases with a sentence enhancer of Aggravated or Violent Juvenile Offender (see full board chart)*

State of Colorado
 Juvenile Parole Board
 Hearing Statistics
 July 1, 2013 - June 30, 2014



	Central	Northeast/Boulder	Southern	Western	Total %
Post Commitment Revoked	20	13	11	13	63%
Post Commitment Modified	0	0	1	0	1%
Post Commitment Continued	1	0	0	0	1%
Commitment Revoked	16	7	6	2	34%
Commitment Continued	1	0	0	0	1%
	42%	22%	20%	16%	91 Total

State of Colorado
 Juvenile Parole Board
 Hearing Statistics
 July 1, 2013 - June 30, 2014

Full Board Actions

	Central	Northeast/Boulder	Southern	Western	Total %
Discharge Exemplary Grant	0	0	0	0	0%
Discharge - DOC	2	3	1	0	22%
Discharge Exemplary - Denied	2	0	0	0	7%
Discharge Continued	0	0	1	1	7%
Appeal - Denied	1	1	0	0	7%
Panel Split Vote Deny	1	1	0	0	7%
Review of Parole - Modify Conditions	0	1	0	0	4%
Aggravated Offender Commitment Grant	0	0	0	0	0%
Aggravated Offender Commitment Deny	0	0	0	0	0%
Aggravated Offender Post Commitment Grant	0	1	0	0	4%
Aggravated Offender Post Commitment Grant w/ Prejudice	0	3	1	1	19%
Violent Offender Commitment Grant	0	0	0	0	0%
Violent Offender Commitment Deny	0	0	0	0	0%
Violent Offender Post Commitment Grant	0	0	0	1	4%
Violent Offender Post Commitment Grant w/ Prejudice	1	3	0	1	19%
	26%	48%	11%	15%	27