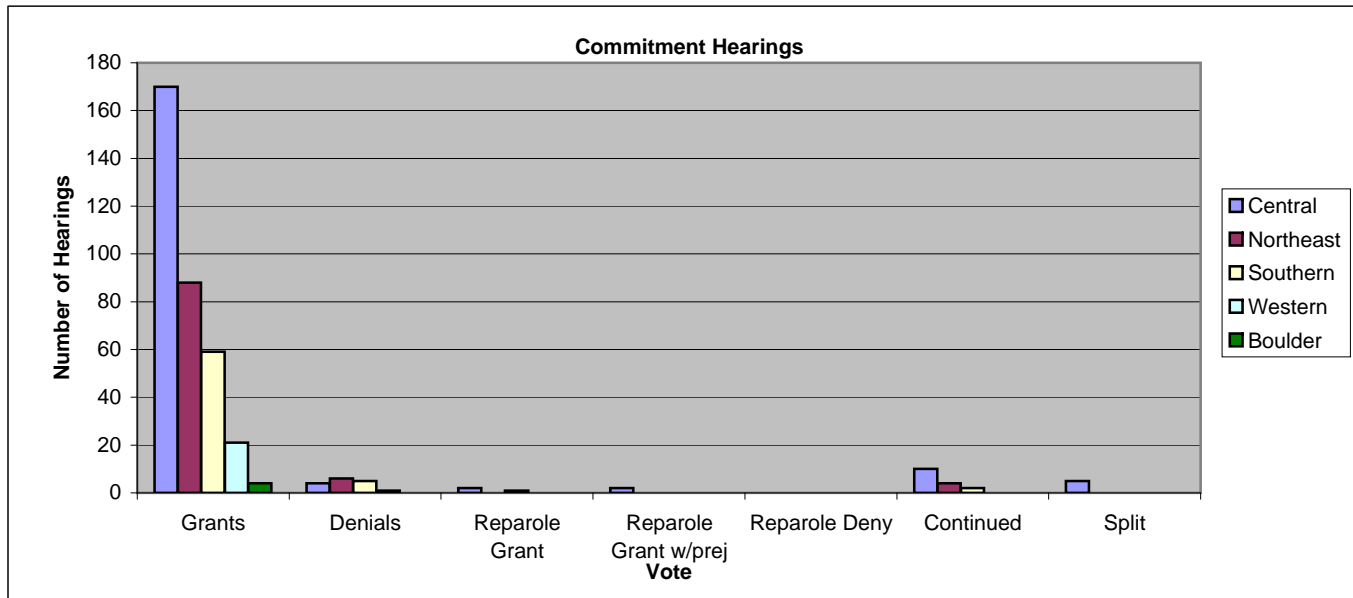


State of Colorado
 Juvenile Parole Board
 Hearing Statistics
 July 1, 2011 - June 30, 2012

TOTAL HEARINGS
 Fiscal Year 11: 856

**COMMITMENT
 HEARINGS**

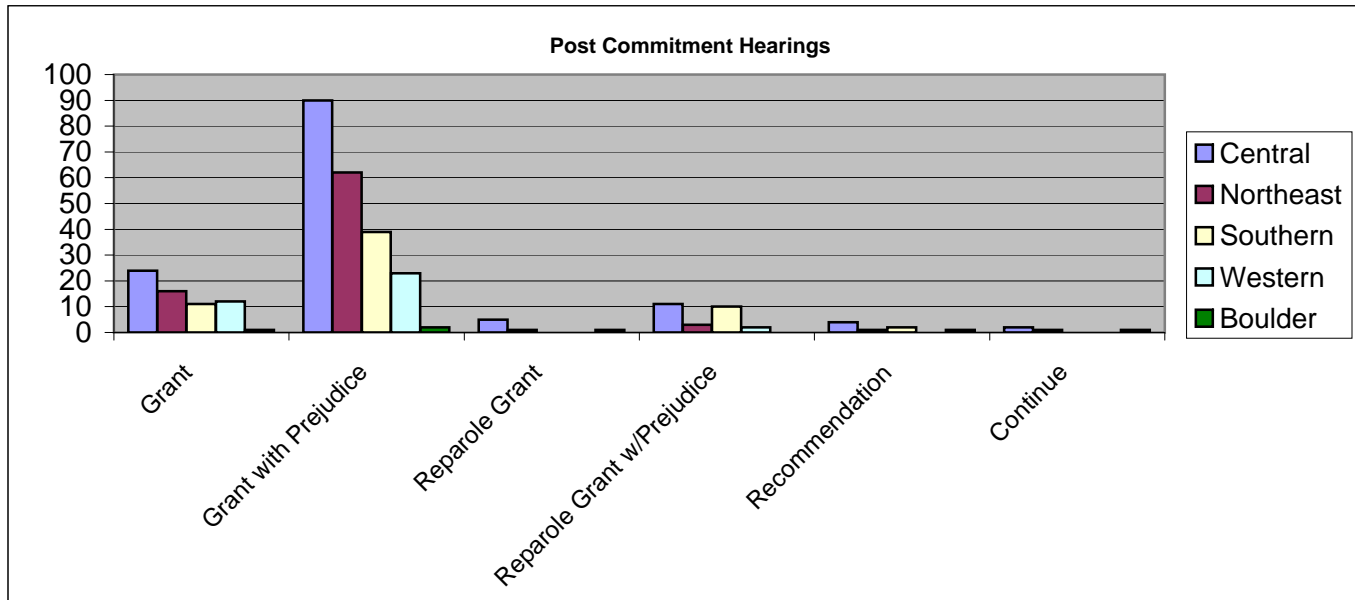
	Central	Northeast	Southern	Western	Boulder	Total %
Grants	170	88	59	21	4	89%
Denials	4	6	5	1	0	4%
Reparole Grant	2	0	1	0	0	1%
Reparole Grant w/prej	2	0	0	0	0	1%
Reparole Deny	0	0	0	0	0	0%
Continued	10	4	2	0	0	4%
Split	5	0	0	0	0	2%
Subtotal %	50%	26%	17%	6%	1%	384 Hearings



State of Colorado
 Juvenile Parole Board
 Hearing Statistics
 July 1, 2011 - June 30, 2012

**POST COMMITMENT
 HEARINGS**

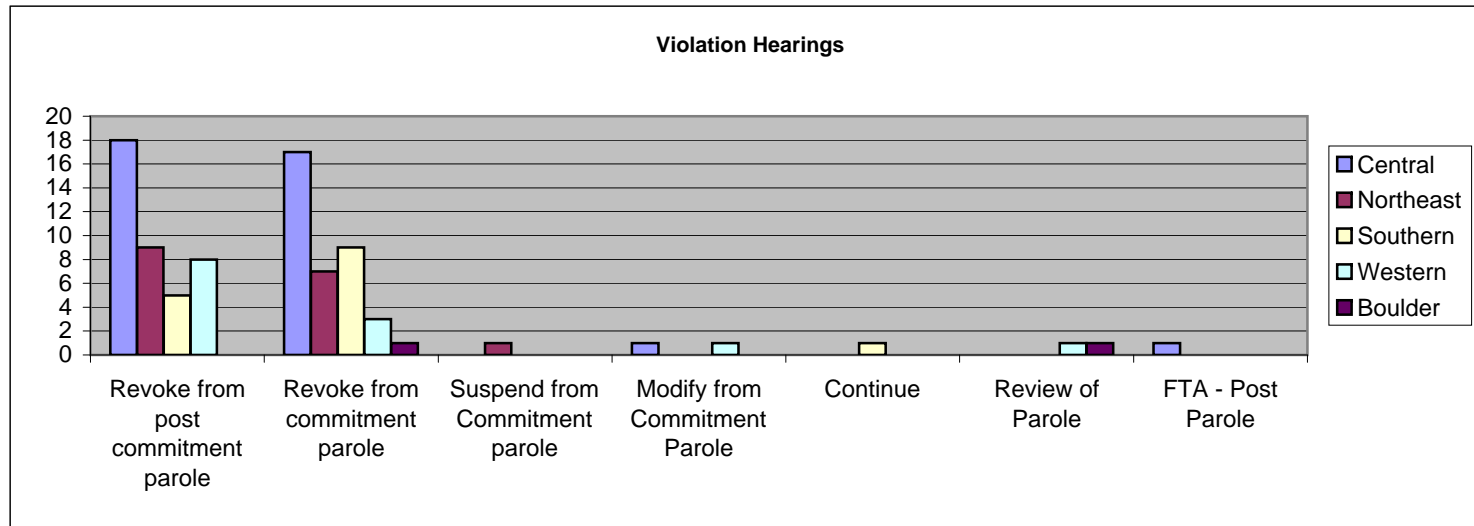
	Central	Northeast	Southern	Western	Boulder	Total %
Grant	24	16	11	12	1	20%
Grant with Prejudice	90	62	39	23	2	66%
Reparole Grant	5	1	0	0	1	2%
Reparole Grant w/Prejudice	11	3	10	2	0	8%
Recommendation	4	1	2	0	1	3%
Continue	2	1	0	0	1	1%
Subtotal %	42%	26%	19%	11%	2%	325 Hearings



State of Colorado
 Juvenile Parole Board
 Hearing Statistics
 July 1, 2011 - June 30, 2012

**VIOLATION
 HEARINGS**

	Central	Northeast	Southern	Western	Boulder	Total %
Revoke from post commitment parole	24	13	7	14	0	51%
Revoke from commitment parole	21	7	12	4	1	40%
Suspend from Commitment parole	1	1	0	0	0	2%
Modify from Commitment Parole	1	0	0	1	0	2%
Continue	1	0	1	0	0	3%
Review of Parole	0	0	0	1	1	2%
FTA - Post Parole	1	0	0	0	0	1%
Subtotal %	43%	19%	19%	18%	2%	113 Hearings



State of Colorado
 Juvenile Parole Board
 Hearing Statistics
 July 1, 2011 - June 30, 2012

**FULL BOARD
 ACTIONS**

	Central	Northeast	Southern	Western	Boulder	Total %
Aggravated Offender Post Commitment Grant with Prejudice	1	1	1	0	1	12%
Aggravated Offender Commitment Grant	2	0	0	1	0	9%
Violent Offender Commitment Grant	1	0	0	0	0	3%
Violent Offender Post Commitment Grant with Prejudice	4	0	1	0	0	15%
Discharge Non-Exemplary Grant	3	4	2	0	0	25%
Discharge Exemplary Grant	2	0	0	0	0	4%
Discharge Other Grant	1	0	0	0		3%
Discharge Non-Exemplary Denial	1	0	0	0	0	3%
Appeal Affirm	2	1	1	2	0	17%
Split Vote Grant	1	0	0	0	0	3%
Split Vote Deny	1	0	0	0	0	3%
Split Vote Send to Panel	1	0	0	0	0	3%
Subtotal %	59%	17%	12%	9%	3%	34 Hearings