

July 2023 FY 2023-2024 MONTHLY POPULATION REPORT

Prepared by the Division of Youth Services (DYS)
Data Management and Analysis
August 18

Changes are coming soon to how you receive your monthly DYS population reports!

Data Management and Analysis is working to consolidate the three monthly reports into a single, comprehensive report that will provide you with all of the data points that were previously reported separately in the Monthly Management Report (MMR), the Monthly Population Report (MPR), and the CYDC-JDSAG Supplemental report.

You won't lose any of the data that were previously contained in these three reports, but will rather find them all in a single monthly report. This change will both eliminate some repetitive reporting as well as reduce the need to search different documents for DYS population data.

Please reach out if you have any questions or concerns as DYS moves toward a more efficient method of monthly population reporting.



COLORADO
Division of Youth Services
Office of Children, Youth & Families

July 2023

DYS Population Report

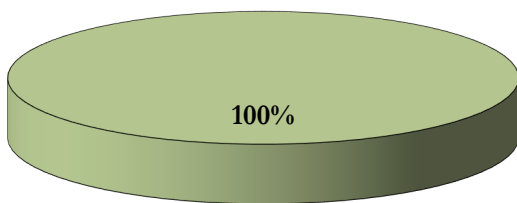
I. Summary Population Data	1
II. Detention ADP by Youth Center	2
III. Commitment Services	
A. State Secure ADP by Youth Center	3
III. Commitment Services Continued	
B. Contract, Community, & Other ADP by Youth Center	4
IV. Commitment ADP and New Commitments by Region	5
V. Parole Services	6

July 2023 DYS Population Report

I. Summary Population Data

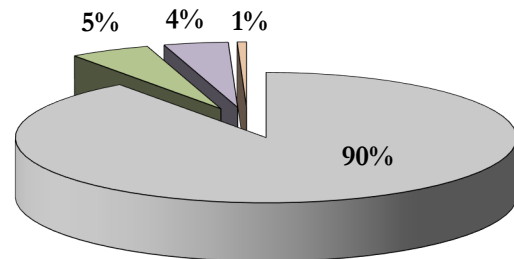
	July 2023		YTD	
	ADP	% change	ADP	LOS
DETAINED YOUTH				
State-Operated	179.7	-4.5%	179.7	20.2 days
Total Detained	179.7	-4.5%	179.7	20.2 days
COMMITTED YOUTH				
Secure	236.7	1.4%	236.7	16.9 months
Staff Supervised	13.6	31.4%	13.6	5.7 months
Community Residential	10.9	0.2%	10.9	6.9 months
Other Residential	1.6	56.8%	1.6	0.03 months
<i>Trails Corrections Currently in Progress</i>	<i>-0.1</i>		<i>-0.1</i>	
Total Committed Residential	262.7	2.6%	262.7	20.2 months
<i>Committed Residential w/o Boulder</i>	<i>262.7</i>	<i>2.6%</i>	<i>262.7</i>	
PAROLED YOUTH				
Total Paroled	104.0	3.0%	104.0	7.4 months
TOTAL STATEWIDE ADP				
DETENTION	179.7	-4.5%	179.7	20.2 days
COMMITMENT	262.7	2.6%	262.7	20.2 months
PAROLE	104.0	3.0%	104.0	7.4 months
STATE TOTAL	546.4	0.2%	546.4	

Detention ADP YTD¹



■ State-Operated

Commitment ADP YTD¹



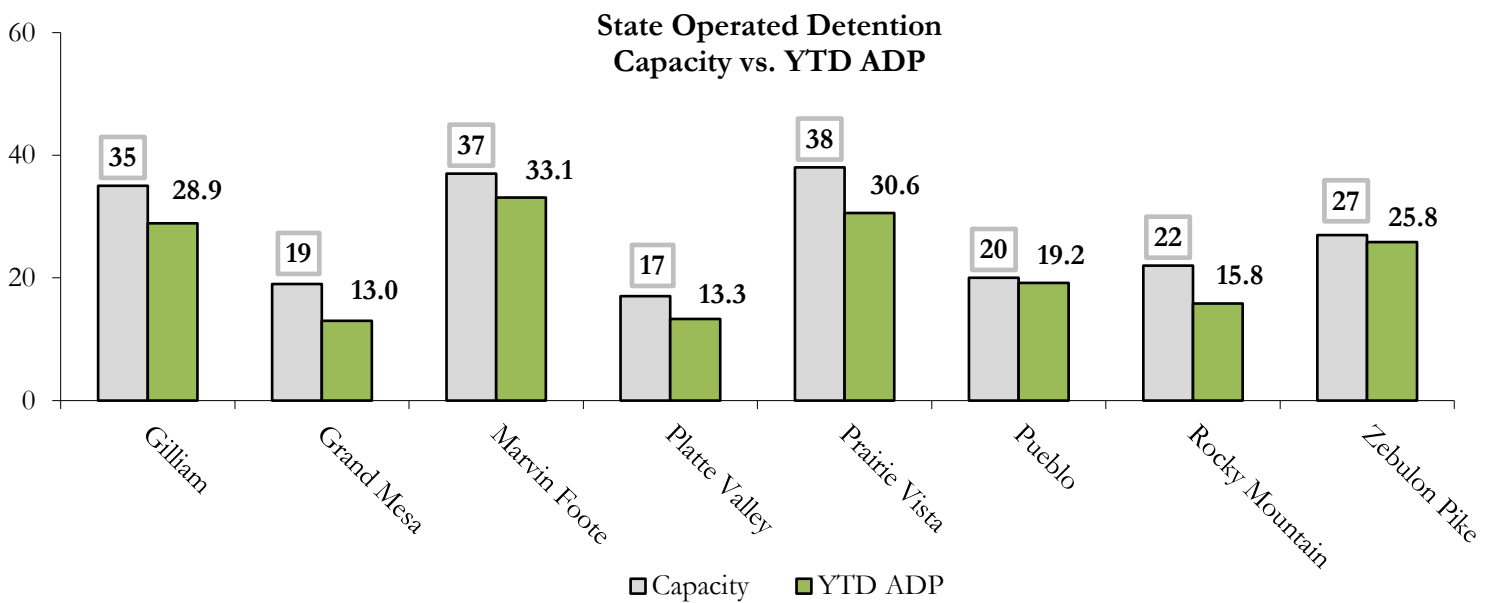
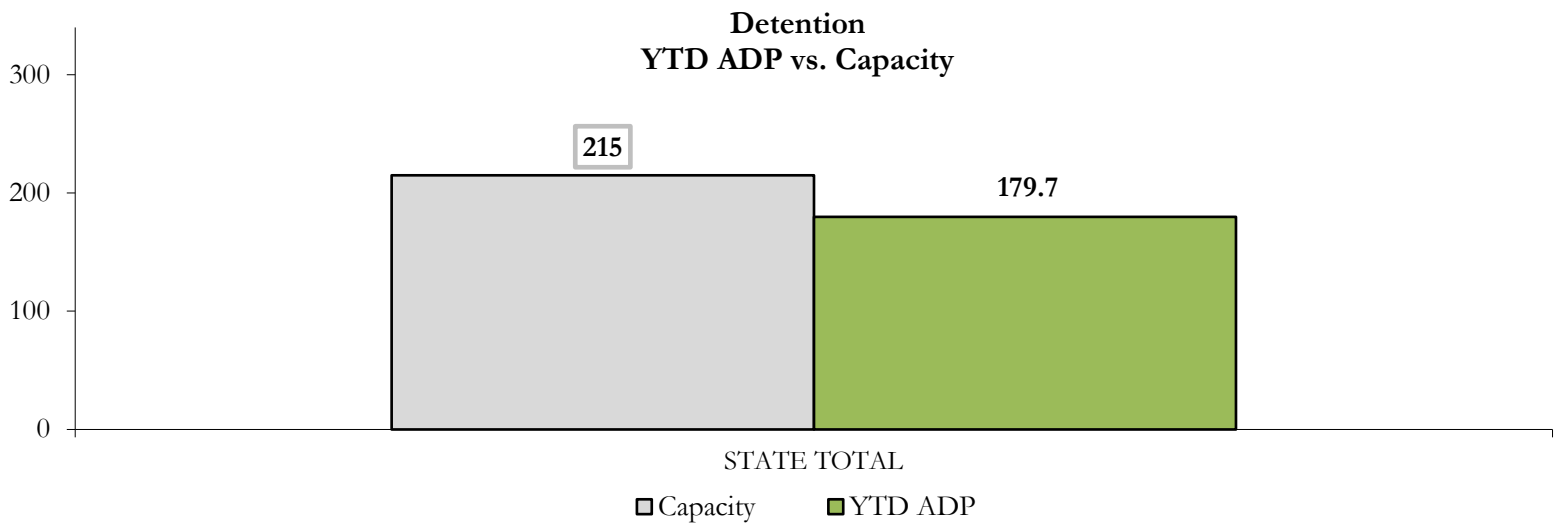
■ Secure
■ Staff Supervised
■ Community Residential
■ Other

¹ Due to rounding, totals may not add to 100%.

July 2023 DYS Population Report

II. Detention ADP by Youth Center

State-Operated Detention							
Youth Center	Operating Capacity	Average Daily Population			New Admissions		LOS (days)
		Monthly	YTD	YTD % of Cap	Monthly	YTD	YTD
Rocky Mountain (C.A.M.V.) ¹	22	15.8	15.8	72.0%	20	20	28.9
Gilliam	35	28.9	28.9	82.5%	31	31	26.6
Grand Mesa	19	13.0	13.0	68.4%	19	19	20.1
Marvin Foote	37	33.1	33.1	89.5%	40	40	18.5
Platte Valley	17	13.3	13.3	78.1%	21	21	17.9
Prairie Vista	38	30.6	30.6	80.5%	51	51	18.0
Pueblo	20	19.2	19.2	95.8%	21	21	20.6
Zebulon Pike	27	25.8	25.8	95.7%	34	34	16.7
State Total	215	179.7	179.7	83.6%	237	237	20.2



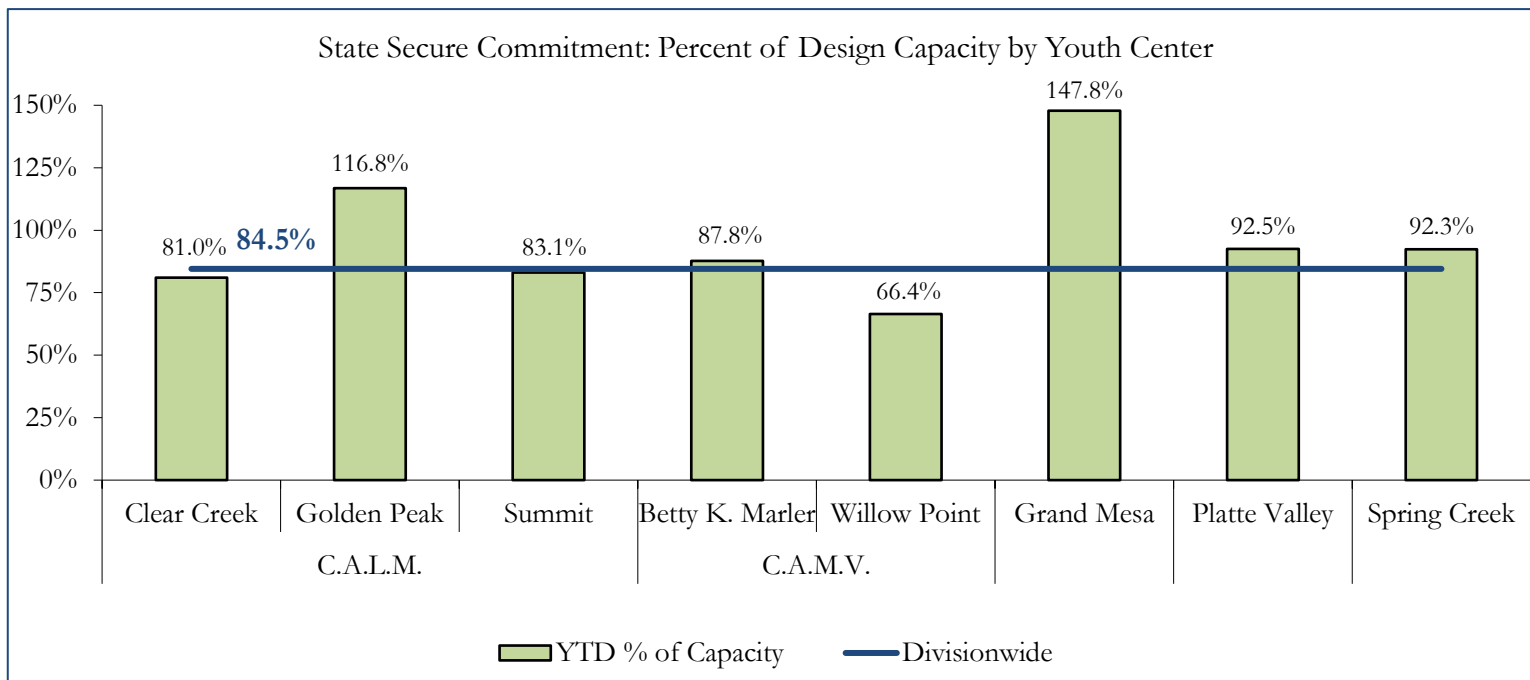
¹ Campus at Mount View (C.A.M.V.)

July 2023 DYS Population Report

III. Commitment Services

A. State Secure ADP by Youth Center

STATE SECURE + ASSESSMENT				
Youth Center	ADP		Capacity	
	State Secure		Design	
	Monthly	YTD	Capacity	% of YTD
Campus at Lookout Mountain				
<i>Aspire</i> ¹	0.0	0.0	30	0.0%
<i>Clear Creek</i>	10.5	10.5	13	81.0%
<i>Golden Peak</i>	23.4	23.4	20	116.8%
<i>Summit</i>	24.9	24.9	30	83.1%
Campus at Mount View				
<i>Betty K. Marler</i>	35.1	35.1	40	87.8%
<i>Rocky Mountain</i> ²	0.0	0.0	-	-
<i>Willow Point</i>	19.3	19.3	29	66.4%
<i>Gilliam</i> ²	0.7	0.7	-	-
<i>Grand Mesa</i>	34.0	34.0	23	147.8%
<i>Marvin Foote</i> ²	0.5	0.5	-	-
<i>Platte Valley</i>	46.3	46.3	50	92.5%
<i>Prairie Vista</i> ²	0.5	0.5	-	-
<i>Pueblo</i> ²	0.0	0.0	-	-
<i>Spring Creek</i>	41.5	41.5	45	92.3%
<i>Zebulon Pike</i> ²	0.0	0.0	-	-
Assessment Total	17.5	17.5	30	
Secure Total	219.2	219.2	250	
STATE SECURE TOTAL	236.7	236.7	280	84.5%



¹ On June 8, 2022, *Aspire* YSC closed and its remaining youth were transferred to other C.A.L.M. centers; however, it maintains its 30-bed allocation.

² Detention only youth centers with commitment ADP due to committed youth being held in detention prior to transfer.

July 2023

DYS Population Report

III. Commitment Services Continued

B. Contract, Community, & Other ADP by Youth Center

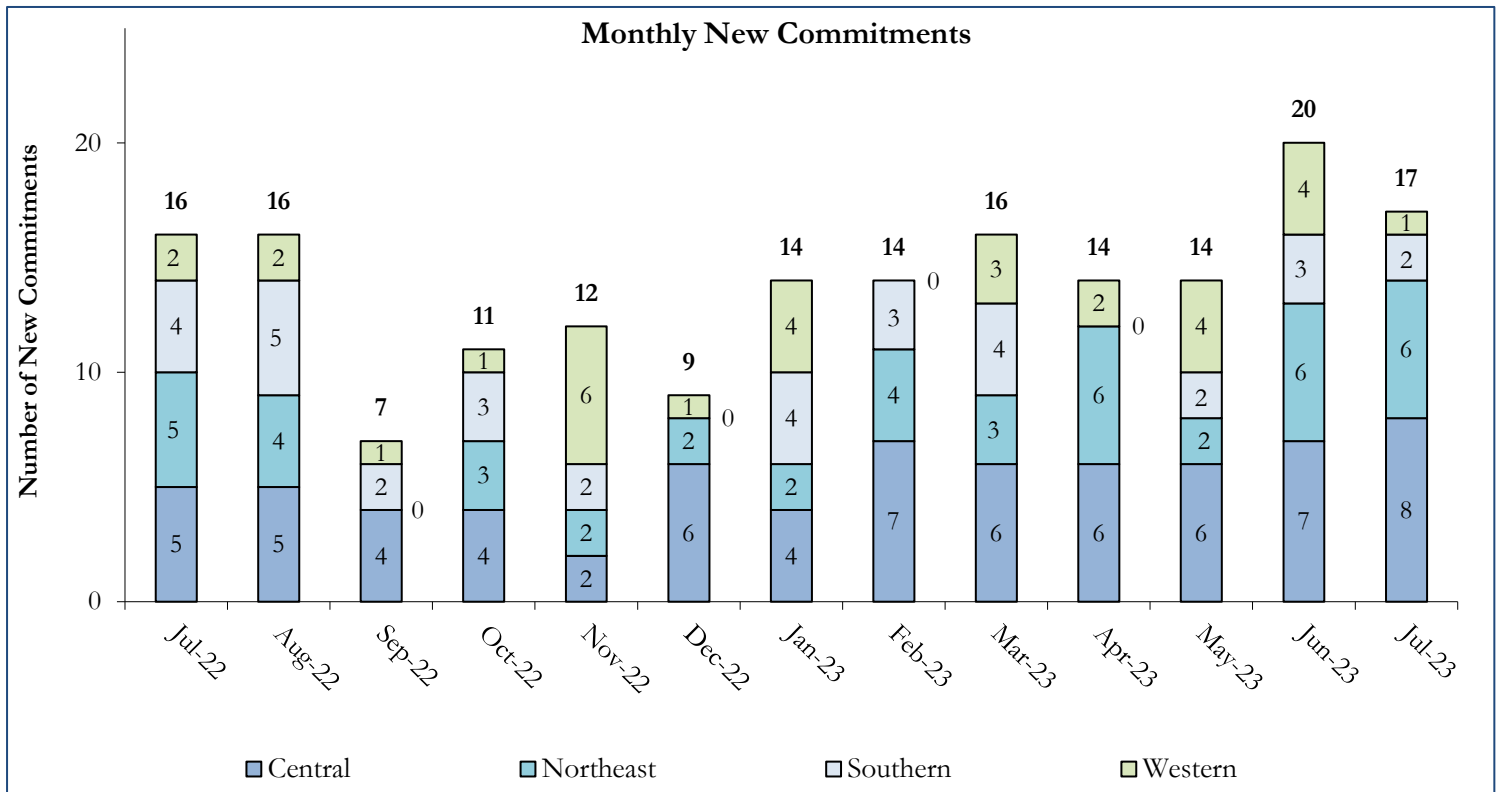
Youth Center/Program	ADP	
	Monthly	YTD
CONTRACT: STAFF SUPERVISED		
Alternative Homes For Youth - Greeley	9.2	9.2
Gateway Residential Program - Delta	2.0	2.0
Third Way Center - Lowry	2.4	2.4
Staff Supervised Subtotal	13.6	13.6
CONTRACT: COMMUNITY RESIDENTIAL		
Ariel Clinical Services	1.0	1.0
Dale House Project	1.2	1.2
Mesa County Community Corrections	0.2	0.2
Mt Evans Qualifying House	2.3	2.3
Third Way Center, Lincoln	4.3	4.3
Third Way Center, Pontiac	2.0	2.0
Community Residential Subtotal	10.9	10.9
(Contract) Staff Supervised + Community Subtotal	24.5	24.5
OTHER RESIDENTIAL		
Job Corps	1.0	1.0
Residential Drug/Alcohol Program	0.6	0.6
Other Residential Subtotal	1.6	1.6
<i>Trails Corrections Currently in Progress</i>	<i>-0.1</i>	<i>-0.1</i>
COMMITTED RESIDENTIAL TOTAL	262.7	262.7

July 2023 DYS Population Report

IV. Commitment ADP and New Commitments by Region

COMMITMENT ADP				
Region	July	% Change	YTD	% Change from Prior FY
Central	114.2	3.9%	114.2	-1.0%
Northeast	66.8	7.1%	66.8	-5.6%
Southern	48.3	-3.7%	48.3	-11.0%
Western	33.4	-0.3%	33.4	23.6%
Commitment ADP	262.7	2.6%	262.7	-1.8%

NEW COMMITMENTS					
Region	FY 23-24		FY 22-23		% Change from last YTD
Region	July	YTD	July	YTD	%
Central	8	8	5	5	60.0%
Northeast	6	6	5	5	20.0%
Southern	2	2	4	4	-50.0%
Western	1	1	2	2	-50.0%
TOTAL	17	17	16	16	6.3%



July 2023 DYS Population Report

V. Parole Services

PAROLE ADP

Region	Monthly	YTD		% Change from prev YTD
		FY 23-24	FY 22-23	
Central	49.4	49.4	34.4	43.5%
Northeast	25.6	25.6	25.2	1.3%
Southern	18.6	18.6	26.2	-29.0%
Western	10.5	10.5	18.9	-44.5%
Total	104.0	104.0	104.7	-0.7%

Region	Parole Intakes		Discharges		LOS
	Monthly	YTD	Monthly	YTD	
Central	5	5	2	2	8.6
Northeast	4	4	5	5	6.7
Southern	3	3	4	4	7.5
Western	2	2	0	0	0.0
Total	14	14	11	11	7.4

Monthly Parole ADP

