



Offender Mental Health Services Initiative

Annual Report

**Prepared by Jagruti Shah MA, LPC, CACIII
Manager of Offender Mental Health Programs**

FY 2011-2012

July 2011-June 2012

Table of Contents

Executive Summary	3
Amount of Tobacco Funds Received	3
Program Descriptions/Program Goals	4
Program Evaluation	7
Clients Served	7
Client Demographics	8
Legal Status	10
Clinical Outcomes	11
Summary and Accomplishments	14

Executive Summary

The SB07-097 (commonly referred to as Senate Bill 97), Offender Mental Health Services Initiative, was developed in response to Colorado’s significant growth in the demand for community-based mental health services for individuals with mental illness involved in local and State criminal justice systems. Through new funds authorized by the Colorado General Assembly [HB07-1359 (which is a complimentary bill to SB07-097)], the Colorado Department of Human Services, Division of Behavioral Health funded the development of 6 mental health service programs administered by Community Mental Health Centers (CMHCs) during FY 2007-08 for juvenile and adult offenders with mental health problems who are involved in the criminal justice system. In FY 2008-09, an additional 5 mental health service programs were added as part of the program. For FY 2011-12, the Division continued to operate with the 11 programs established in FY 2008-09.

The SB-097 initiative is intended to develop community-based services for juveniles and adults with mental illness involved in the criminal justice system in collaboration with criminal and juvenile justice agencies, community mental health centers, and associated community resources.

For FY 2011-12, the Division’s adjusted spending authority totaled \$3,560,930 (\$101,788 -Personal Services, \$4,681 – Operating and \$3,455,461 program line). The Division expended \$3,544,657 (\$57,698 – Personal Services and \$3,482,992 – program services) and provided services to 1,330 adults and 286 juveniles, or 1,616 total consumers. The legal status of adults served included jail diversion, probation, parole, and community corrections. Juveniles served were typically on probation. Programs reported a total of **\$14,071,041.04** in cost savings in FY 2011-12 by reduction of jail/prison bed days.

Amount of Tobacco Funds Received

Pursuant to Section 27-66-104 (4), C.R.S (2011), funds are made available to the Offender Mental Health Services Initiative from the Tobacco Litigation Settlement Cash Fund created in section 24-75-1104.5 (1.5) (a)(II), C.R.S. (2011). The fund receives an amount equal to 12% of Tobacco Settlement Tier II Funds appropriated through HB10-1376 (Long Bill 2011-12).

Long Bill Appropriation for Item Line (8)(B)(1) Mental Health Services for Juvenile and Adult Offenders and (8)(A) Administration

Description	CF - Tobacco (Personal Services)	CF - Tobacco (Operating)	CF - Tobacco (MHS-JAO)	Total
Adjustments to Spending Authority	-\$33,804		\$27, 531	-\$6,273
Adjusted Spending Authority	\$66,984	\$4,681	\$3,482,992	\$3,554,657
Expended	\$57,698	\$4,638	\$3,482,992	\$3,545,327
Over/(Under) Expended	\$9,286	\$43	\$0	\$9330
FY 2011-12 - SB 11-209	\$100,788	\$4,681	\$3,455,461	\$3,560,930

Program Description / Program Goals

The Offender Mental Health Services Initiative is intended to reduce recidivism for juveniles and adults with mental illness involved in the juvenile and criminal justice system in collaboration with criminal and juvenile justice agencies, Community Mental Health Centers, and associated community resources by:

- Enhancing existing programs or develop and design community-based services utilizing Evidenced-Based Models, Promising Practices, & Innovative Strategies.
- Setting goals concerning the number and types of juveniles with serious emotional disorders (SED) and/or adults with serious mental illness (SMI) to be served.
- Establishing and strengthening MOU's with local criminal justice and community stakeholders.

Local projects are expected to set goals concerning the number and types of juvenile with serious emotional disorders (SED) and/or adults with serious mental illness (SMI) to be served. The program requires that CMHC's devote project resources to collecting necessary data to evaluate program effectiveness. Services to be provided are intended to be the least restrictive and to address the following needs:

- Increase community capacity to serve juveniles with SED and adults with SMI
- Provide outcome and recovery oriented services that increase the target population's abilities to function independently in the community
- Promote communities to work collaboratively across mental health and criminal justice systems
- Reduce jail and prison recidivism
- Provide for long term-local sustainability
- Provide cost-effective services
- Increase the capacity of clinicians to work more effectively with offender populations

The Division entered into contracts with 11 CMHC's to provide program services for FY 2011-12, those agencies and contract amounts were:

Center	FY11-12 Allocation
ADMHC	\$280,363.00
Aspen Pointe	\$490,634.00
AuMHC	\$280,364.00
CRC	\$352,276.00
CWRMHC	\$280,364.00
JCMH	\$442,081.00
Touchstone	\$280,362.00
MHCD	\$490,633.00
MHP	\$280,364.00
NRBH	\$280,362.00
Spanish Peaks	\$280,363.00
Total	\$3,738,166.00

Community Mental Health Center	Operational Definition of Recidivism	Population Served	Type of Program
ADMHN	1) return to DOC, differentiating between returns for a new crime or a technical violation 2) new criminal filing; 3) incarceration in a local jail	Male & Female Parolee and Probation	Mental Health Court
AuMHC	Parole Revocation	Female Parolees	Re-Entry-Community Residential
CRC	1) New misdemeanors and/or felonies 2) Revocation of Probation	Adults Probation Juvenile	Adult: Jail Diversion Outpatient & Youth Detention
CWRMHC	Return to incarceration either to a local jail facility or DOC	Adult Probation	Jail Diversion
JCMH	CrossRoads – New arrests and charges JERP- I Revocation CJMH	Juvenile Parole All Criminal Justice	Youth Outpatient Adult: Re-Entry-Community Residential Outpatient
Touchstone	1) New offense 2) Return to jail 3) Probation Violation	Adult Probation Parolees	Adult: Outpatient Re-Entry Jail Diversion Residential
MHP	1) Return to prison in Colorado for either new criminal activity 2) Technical violation of parole, probation, or non-departmental community placement within three years of release	Adult Probation Parole	Adult: Re-Entry Community Residential
MHCD	DCJI program: Re-arrest, reconviction, and re-incarceration of an adult Juvenile: Continued involvement in the criminal justice system for a	Adult Juvenile	Adult: Jail Diversion Youth: School-Based
NRBH	Return to jail for re-offenses or revocations	Juvenile & Adult Parolees	Adult: Jail Diversion
AspenPointe	Incarcerated due to new charges	Adult	Adult: Jail Diversion
SPMHC	TASC: Any incarceration within a 12 month period after release from a correctional facility or within 12 months of sentencing to probation or release on parole	Adult, Juvenile, Parolees	Adult: Jail Diversion Youth: Referrals for services

The program services provided through the Offender Mental Health Services Initiative include:

- Assertive Community Treatment
- Supportive Housing
- Supportive Employment Services
- Case Management
- Aggression Replacement Training
- Intensive Case Management
- Functional Family Therapy
- Dialectical Behavioral Therapy
- Wraparound Services
- Trauma Recovery and Empowerment
- Individual Psychotherapy
- Crisis Intervention Training
- Integrated Dual Diagnosis Treatment
- Cognitive Behavioral Therapy
- Medication Management
- Multi-Systemic Therapy

Program Evaluation

The Department is not mandated to report this information. However, a preliminary analysis of program level data and Colorado Client Assessment Record (CCAR) data indicates that overall, the Offender Mental Health Services Initiative Program was effective in achieving its stated goal of reducing recidivism for juveniles and adults with mental illness involved in the criminal justice system through community-based services in collaboration with the criminal and juvenile justice systems.

Clients Served

Figure 1 below reflects the total number of clients (all ages) served by each of the 11 contracts in the last fiscal year.

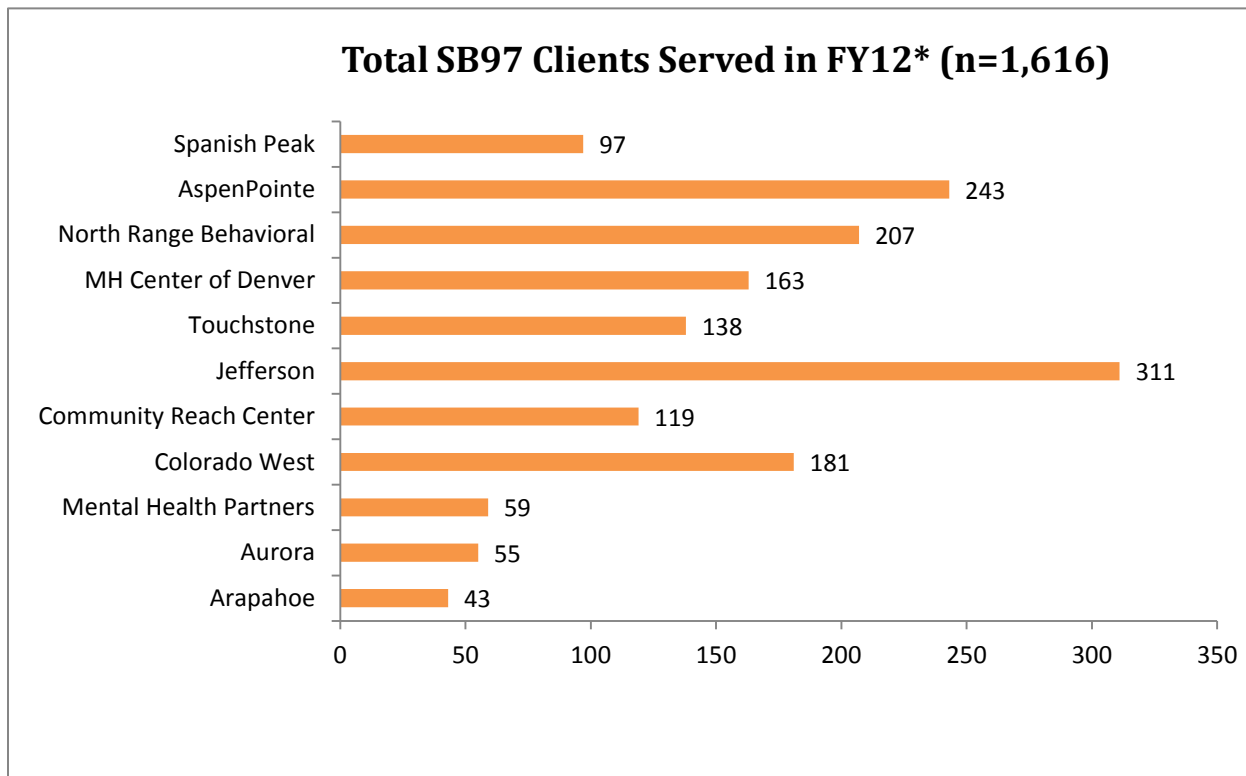


Figure 1.

Client Demographics

Figure 2a., 2b. and 2c. shows the breakdown of the number of clients served by age group, gender and race/ethnicity for all 11 centers.

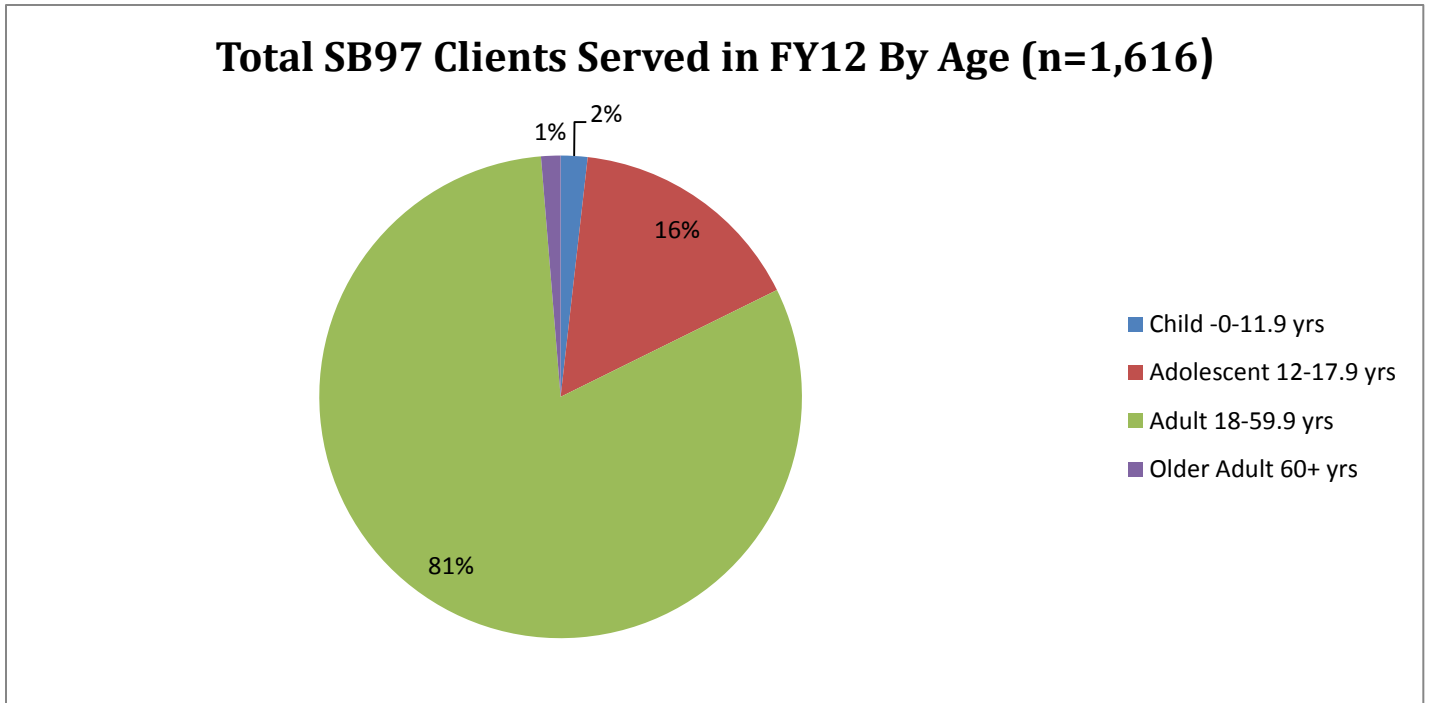


Figure 2a.

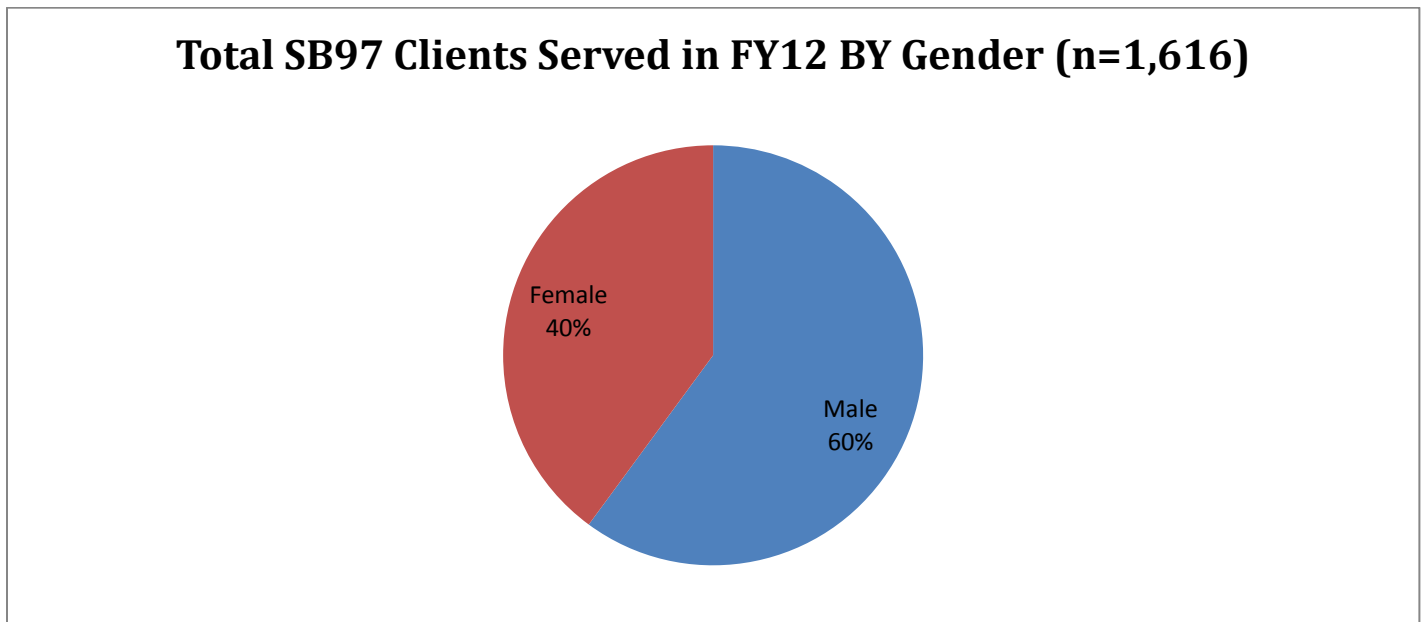


Figure 2b.

Total SB97 Clients Served in FY12 By Race & Ethnicity and Agency (n=1,616)

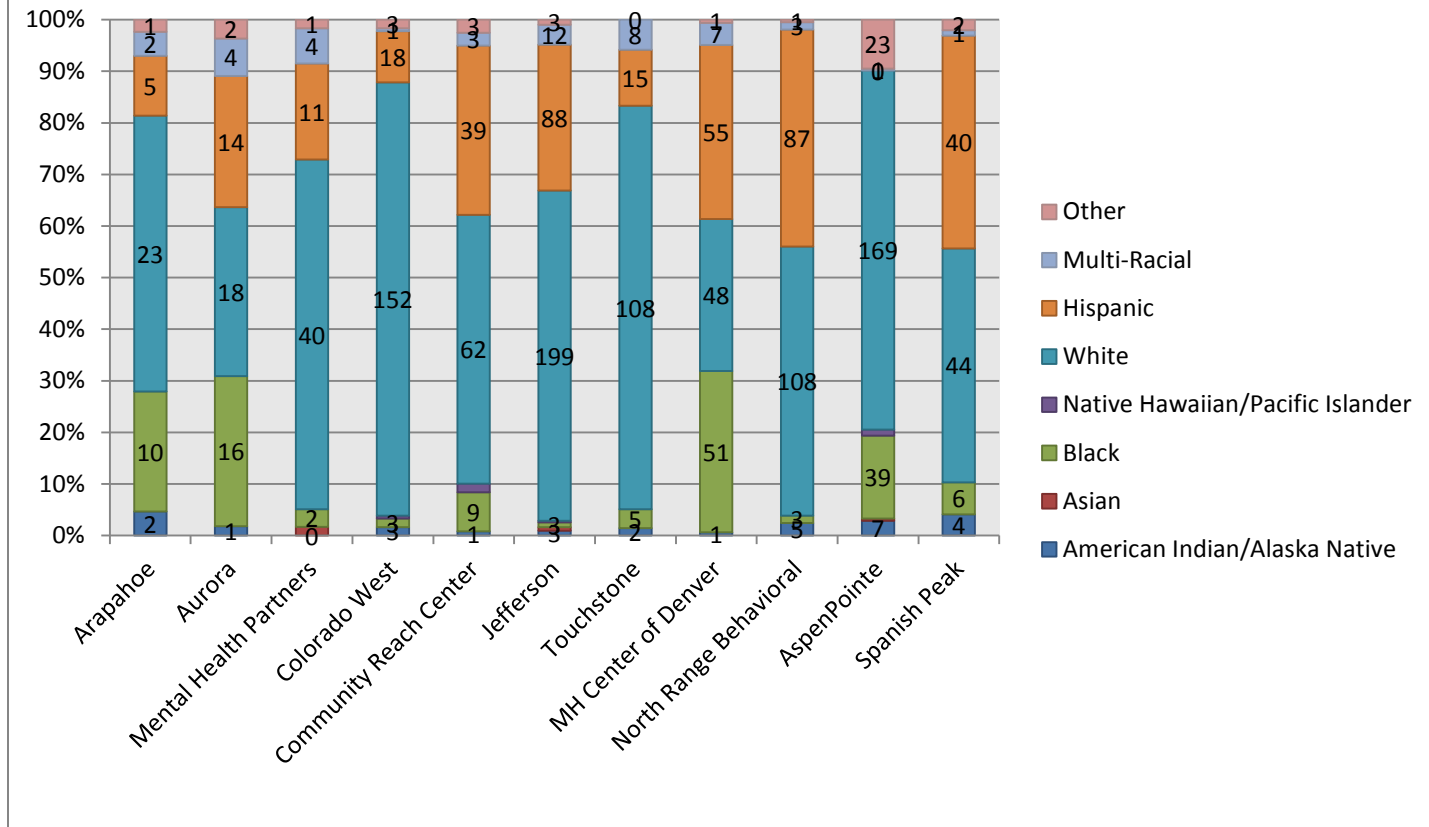


Figure 2c.

Legal Status

Figure 3a. and 3b. show legal status noted on the CCAR for SB 97 program clients at admission and discharge from the program.

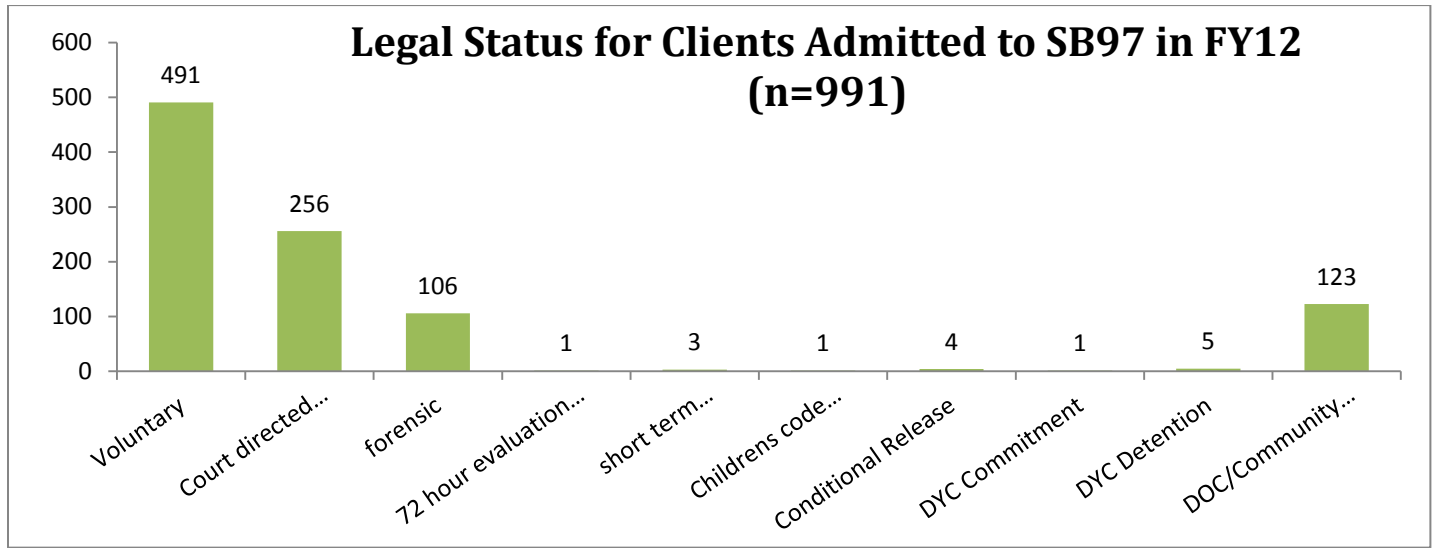


Figure 3a.

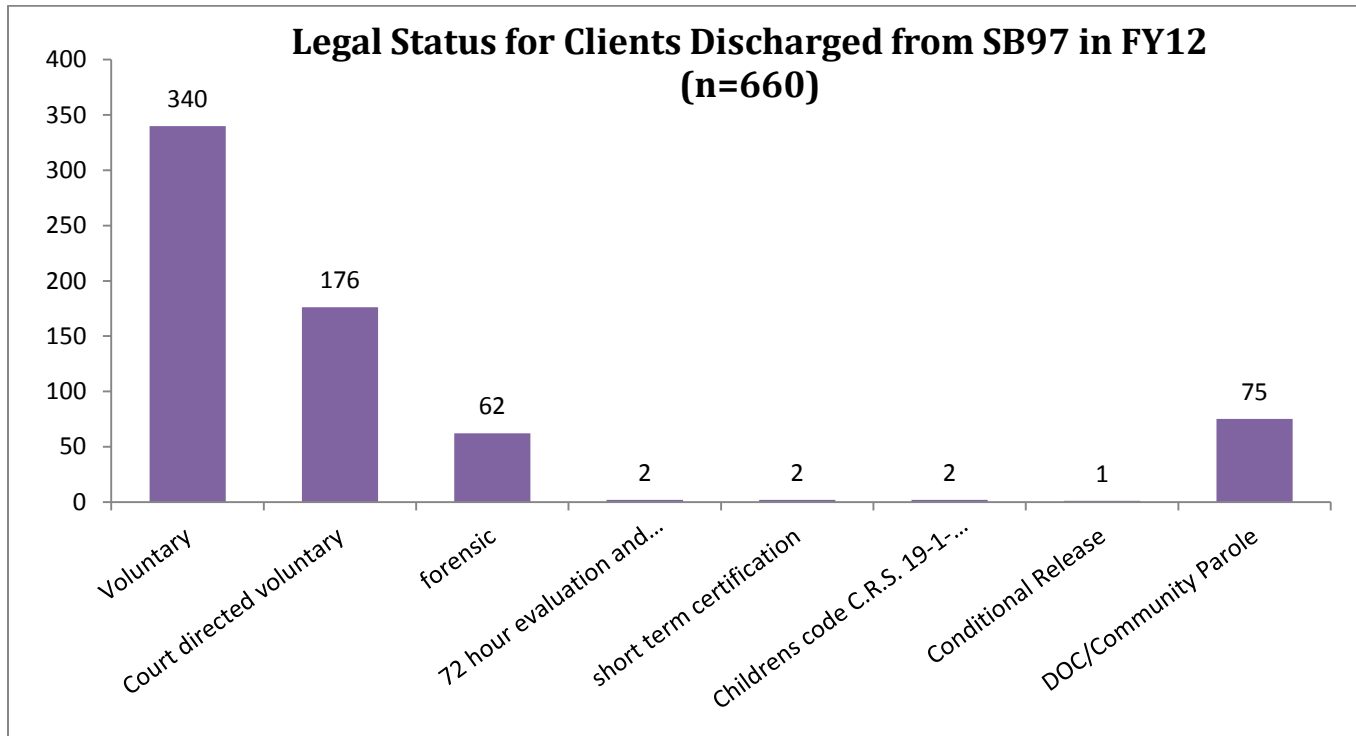


Figure 3b.

Clinical Outcomes

Table 1a. and 1b reflects the GAF scores for clients admitted and discharged in FY12 from the SB 97 programs.

*Note- the scores are not reflective of the same client at admission and discharge. The data reflects only admissions and discharges of clients that occurred in the fiscal year.

Figures 4a, 4b, 4c, 4d and 4e show clinical outcomes from the following CCAR domains: Average Improvement in GAF, Diagnosis for Clients Admitted and Discharged, Average Improvement in Symptom Severity and Average Improvement in Functioning.

Name of Agency	N	Mean	Median
Arapahoe	14	37.57	36.00
Aurora	40	39.38	34.00
Mental Health Partners	35	49.94	53.00
Colorado West	129	50.45	50.00
Community Reach Center	91	51.95	52.00
Jefferson	215	54.56	55.00
Touchstone	58	46.97	48.50
MH Center of Denver	154	52.75	53.00
North Range Behavioral	93	52.20	53.00
Pikes Peak	106	57.39	60.00
Spanish Peak	44	51.11	51.00
Total	979	51.94	52.00
Table 1a.			

Name of Agency	N	Mean	Median
Colorado West	10	38.50	34.50
AspenPointe	15	41.53	41.00
North Range Behavioral	28	57.75	58.00
Arapahoe	110	56.56	55.00
Larimer	31	54.35	55.00
Community Reach Center	151	55.38	55.00
Jefferson	40	52.48	50.50
Mental Health Partners	43	57.19	57.00
MH Center of Denver	104	54.92	55.00
Aurora	83	59.01	61.00
Spanish Peaks	42	53.00	51.50
Total	657	55.23	55.00
Table 1b.			

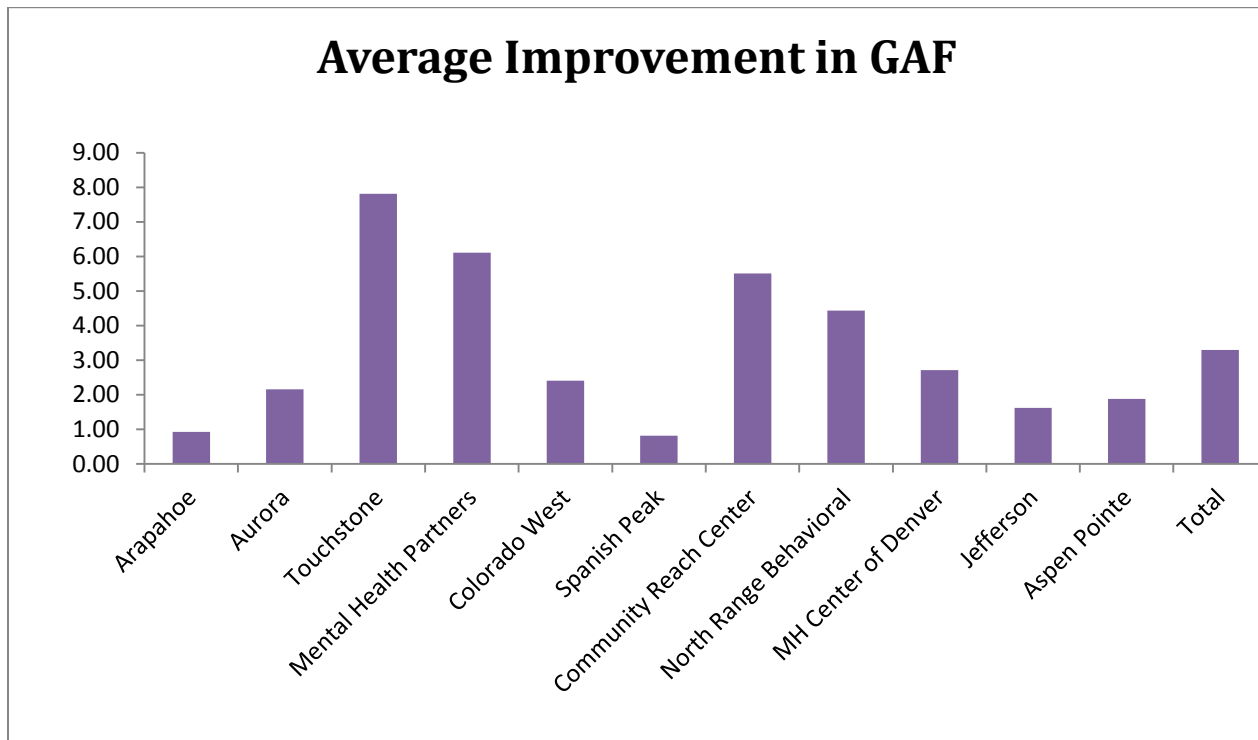


Figure 4a.

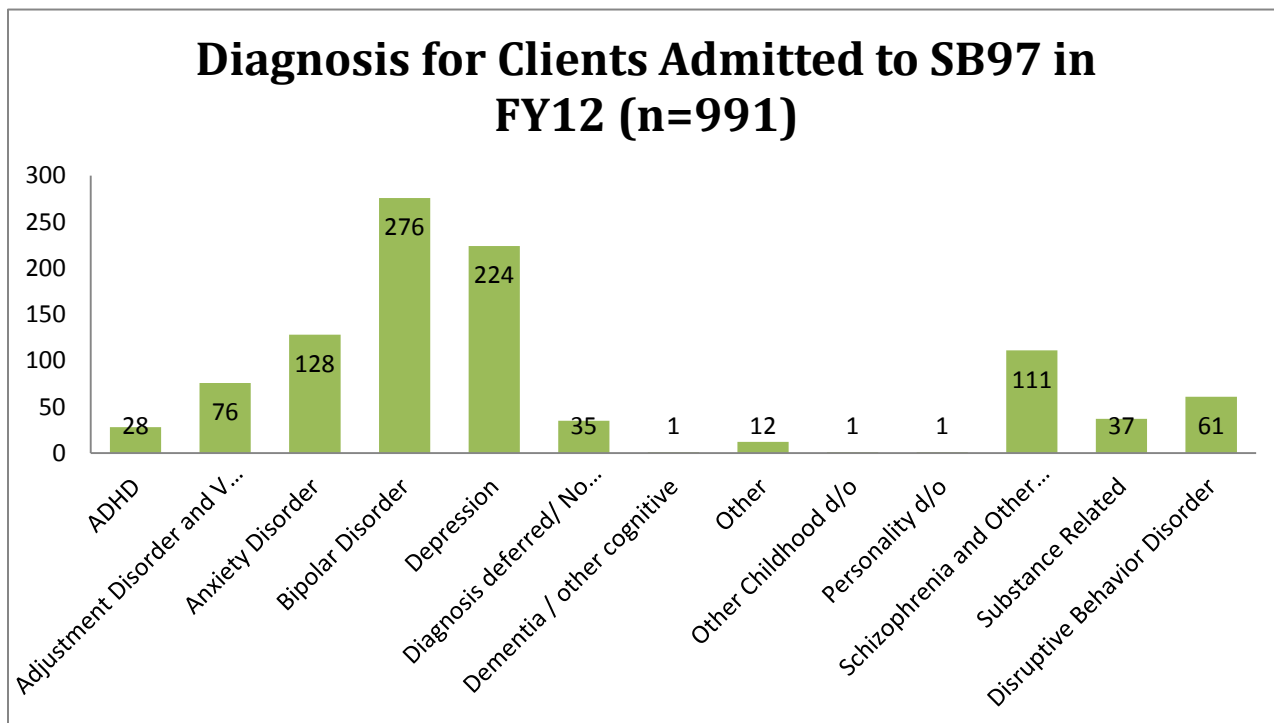


Figure 4b.

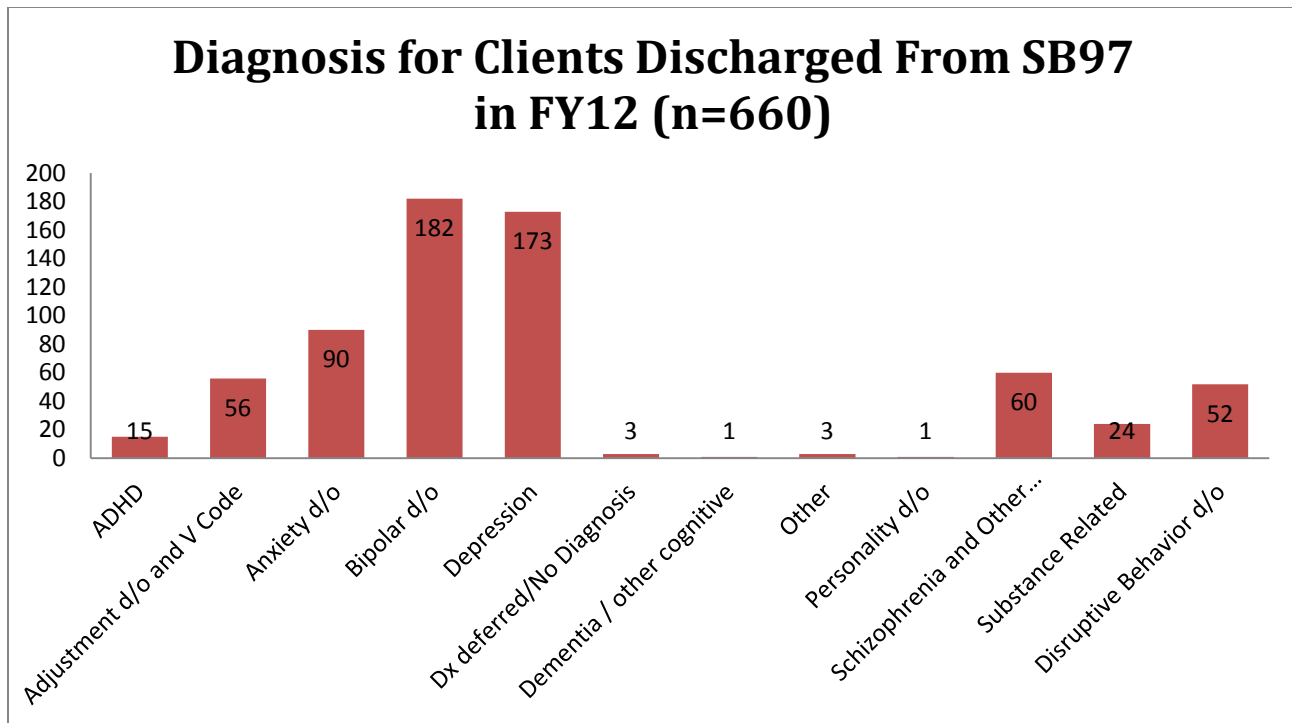


Figure 4c.

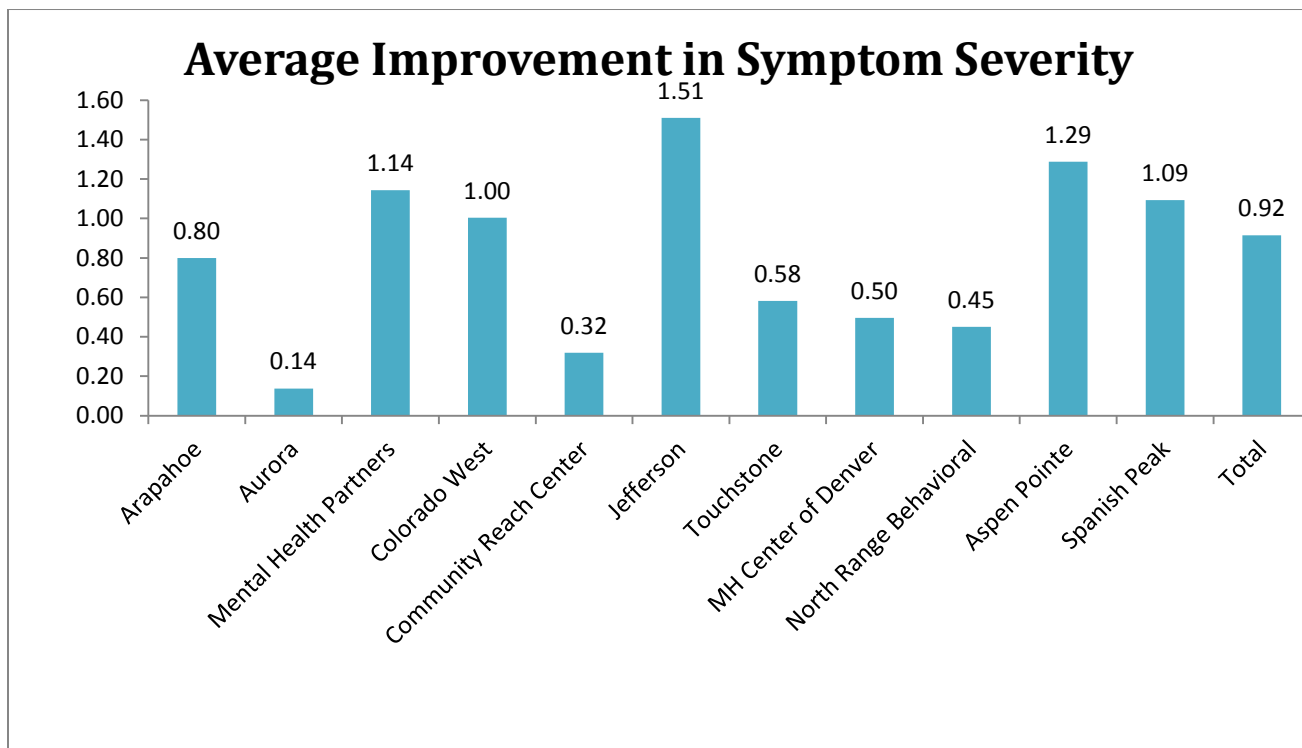


Figure 4d.

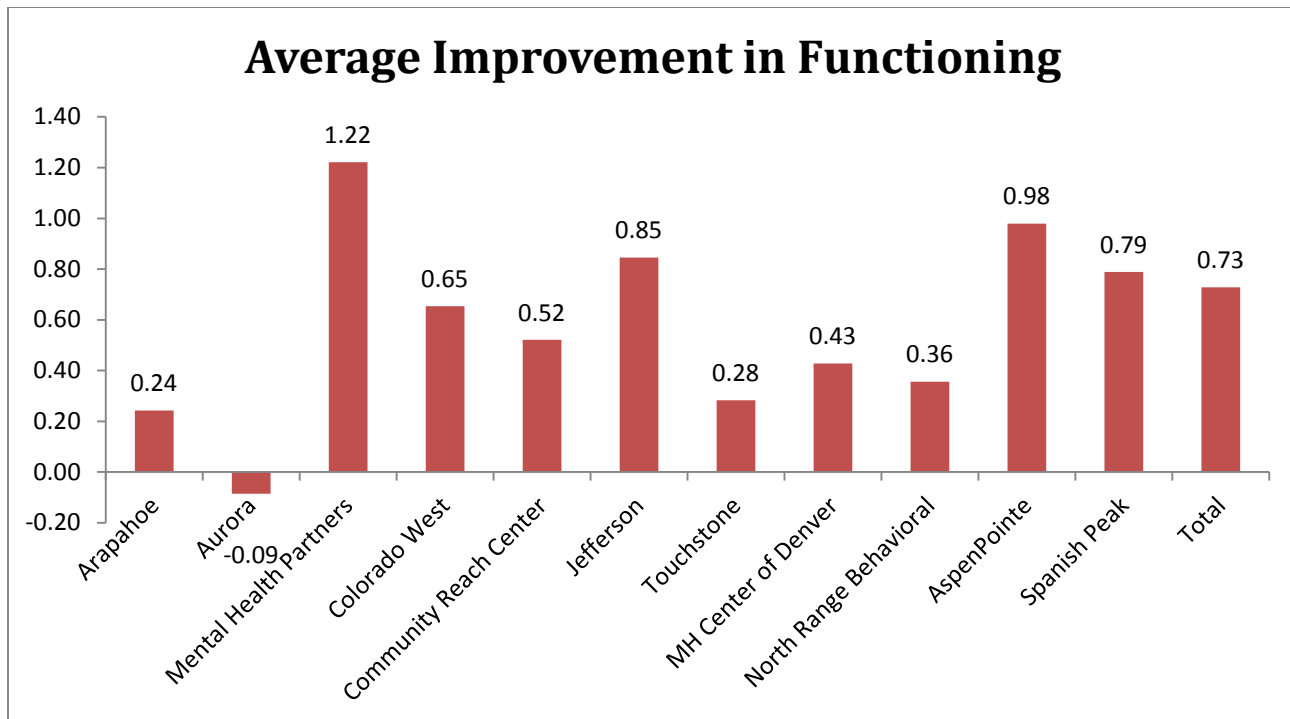


Figure 4e.

Summary and Accomplishments

The Offender Mental Health Services Initiative continues to be a successful program with a total of 1,616 consumers served in FY 2011-12. It should be noted that the program achieved this respectable amount of consumers served with a decrease of \$358,536 in program funding due to the reduction in revenue generated the previous year.

Cost savings for FY 2011-12 are reported below based on analyses completed by the 11 funded programs. Cost savings are calculated by:

- 1.Total number of days client was in the program
- 2.Cost of jail/prison/community corrections bed costs for the amount of time the client was in the treatment program.
- 3.The cost of the SB 97 program
- 4.Cost Savings = Difference between the Cost of jail/prison/community corrections bed and the SB 97 program cost.

Center	FY11-12 Allocation	Cost Savings Reported
ADMHC	\$280,363.00	\$1,602,084.00
Aspen Pointe	\$490,633.00	\$554,948.80
AuMHC	\$280,364.00	\$843,544.80
CRC	\$352,276.00	\$87,765.91 Adult- CESE
CWRMHC	\$280,364.00	\$96,562.00 5 th Judicial District \$41,250 21 st Judicial District

		\$137,812 Total
JCMH	\$442,081.00	\$1,495,323.07 (JERP & CJMH) \$1,745,614.01 (CrossRoads) \$3,240,937.08 Total
LCMH	\$280,362.00	\$2,550,885.00
MHCD	\$490,633.00	\$1,127,400.00 Juvenile \$1,069,748.00 DCJI \$2,197,148.00 Total
MHP	\$280,364.00	\$591,691.30
NRBH	\$280,362.00	\$2,035,194.15
Spanish Peaks	\$280,363.00	\$229,030.00
Total	\$3,738,166.00	\$14,071,041.04

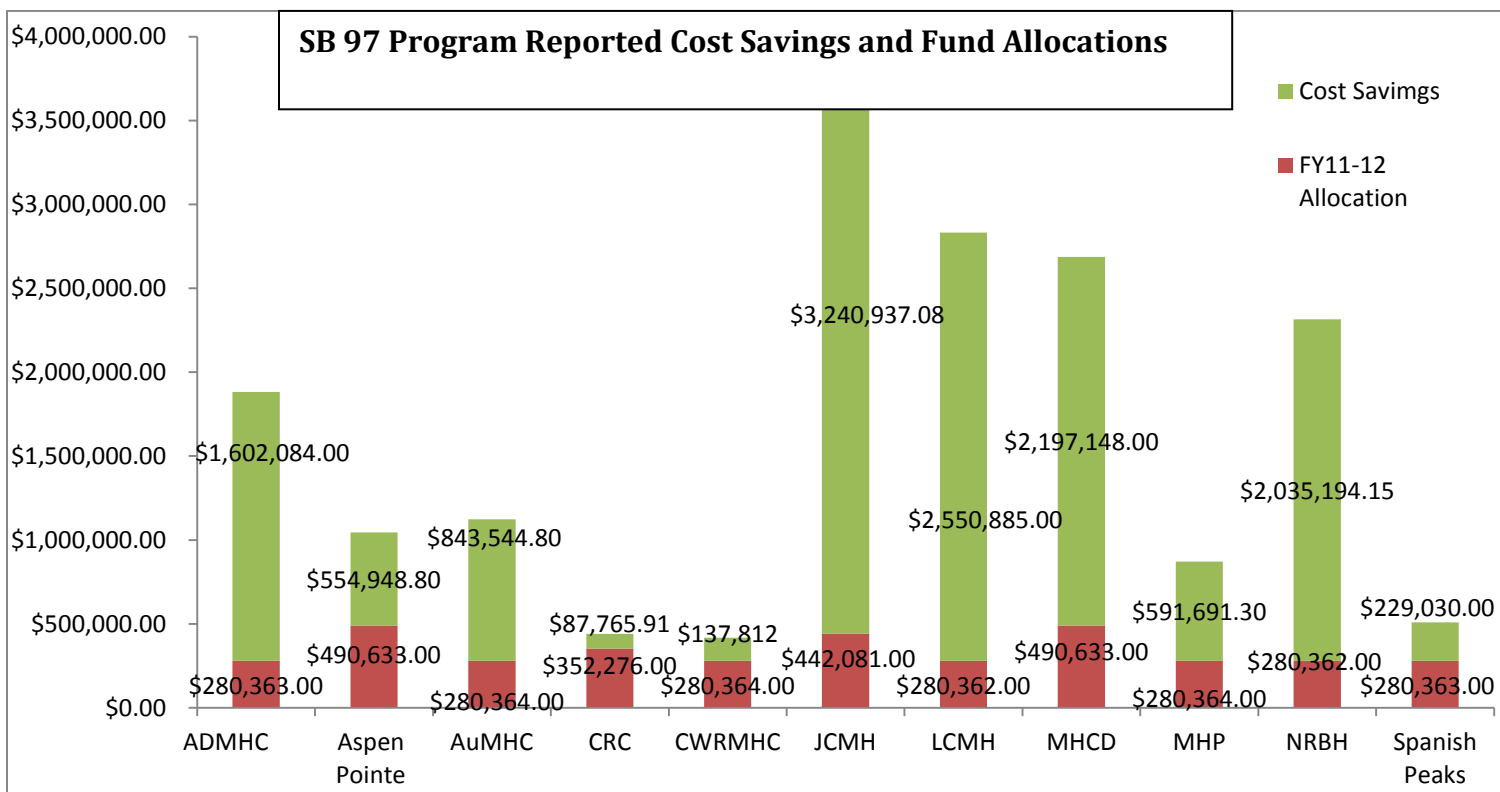


Figure 5.