



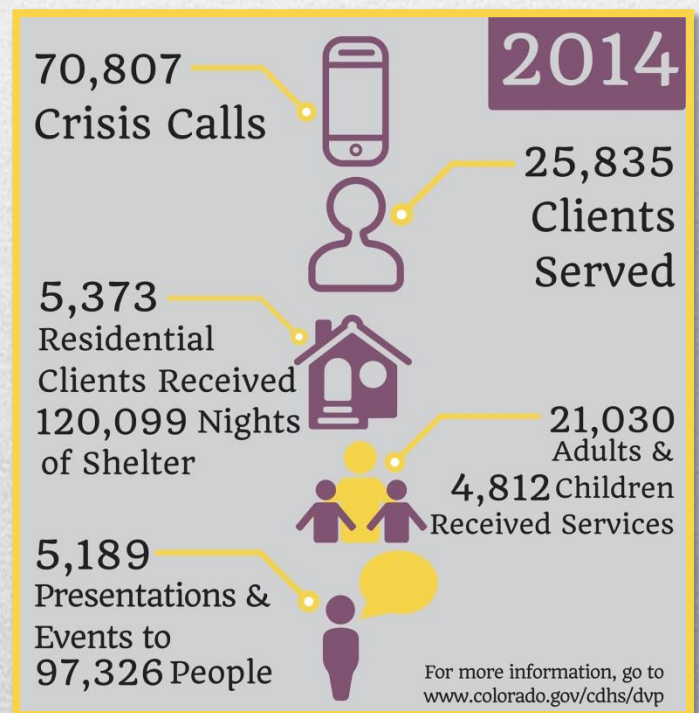
Domestic Violence Program

2014 Executive Data Summary

The Colorado Department of Human Services, Domestic Violence Program (DVP) provides approximately \$2.5 million in funding for community-based domestic violence programs throughout the state of Colorado. These programs save lives by providing 24-hour crisis intervention, safe shelter, trauma-informed advocacy, information and referrals to community resources, and community education on the impact that domestic violence has on the lives of survivors and their families.

DVP engages in statewide collaborative efforts to ensure the best possible interventions for survivors across all systems and communities. Continuing to assess how to end domestic violence and develop plans for responding is critical to providing the most effective services and best outcomes for Colorado citizens, now and in the future.

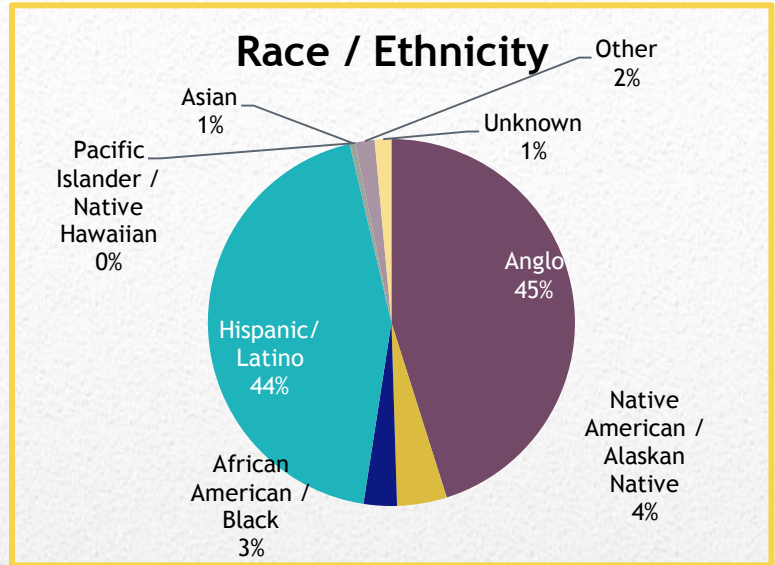
We are fortunate in Colorado to have communities that recognize the importance of this issue, a State government that values safe families and communities, and impassioned and creative people leading the charge to foster a Colorado free of domestic violence.



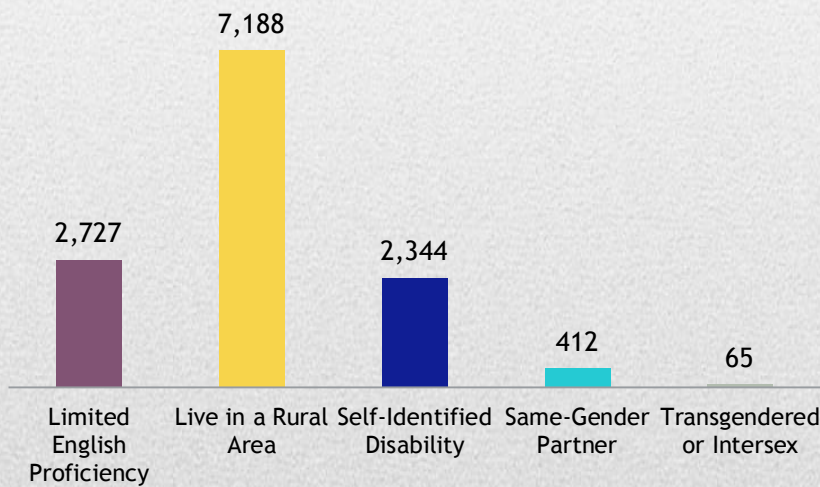
“Because of DVP funding towards underserved populations we have been able to offer more extensive legal support and advocacy to our Latino population. Our Latina Advocate is trained in legal advocacy and can work with our on-staff attorney to offer comprehensive legal services. We have seen an increase in Latino clients seeking assistance with divorce and custody orders, protection orders, and immigration matters.”

~ *Advocates for Victims of Assault, Summit County*

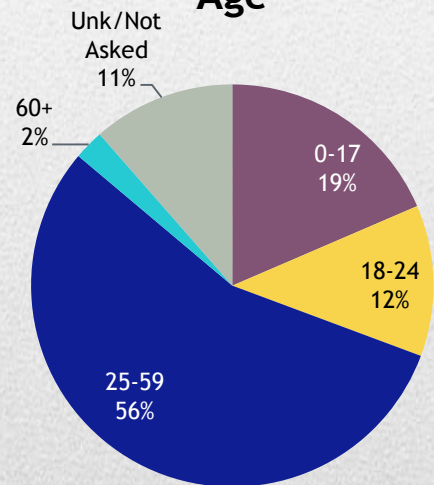
Demographics of Clients Served



Underserved Populations



Age



Impact of the Work: Outcome Measures

DVP-funded programs tracked two specific outcome measures to evaluate the impact their services had on the lives of survivors. These outcomes have been demonstrated to contribute to improvements in longer-term safety and well-being of survivors.

Service Area	The percentage of survivors who have increased their strategies for enhancing their safety	The percentage of survivors who have increased their knowledge of available community resources
Residential (Shelter) N = 1,691	95.09%	93.91%
Non-Residential Supportive Services & Advocacy / Individual Counseling N = 4,288	96.29%	94.66%
Non-Residential Support Group N = 1,882	97.56%	95.64%