

2015–2016

Influenza Vaccination Coverage Report

for health care workers in Colorado



COLORADO
Department of Public
Health & Environment

Introduction

Influenza is a serious and highly contagious respiratory illness. Certain groups are especially vulnerable, including the elderly, pregnant women, young children, and people with chronic medical conditions. Annually, it is estimated that approximately 3,000 Coloradans are hospitalized for influenza, and 600 die due to influenza complications. Health care workers (HCWs) regularly come into contact with these vulnerable patients. A high level of HCW vaccination coverage is an essential part of an infection prevention and control program to prevent the transmission of disease, hospitalization, or even death.



Background

On behalf of the Colorado Department of Public Health and Environment (CDPHE), the Health Facilities Division and Immunization Branch partnered to convene stakeholders across the state to determine the best way to protect these vulnerable populations. In February 2012, after more than a year of discussions on this topic, the Colorado Board of Health (BOH) passed rule 6 CCR 1011-1 Chap 02, regarding influenza vaccination of employees in licensed healthcare facilities.

The intent of the rule is to promote patient safety, by protecting vulnerable patients from influenza. The rule is designed to encourage healthcare entities which are already appropriately implementing strategies to prevent influenza to continue to do so. The rule is also designed to assist those entities that can improve; and to prompt entities to adopt more effective policies to prevent influenza.

This rule applies to all healthcare facilities licensed by the CDPHE. There are two requirements of this rule for licensed healthcare facilities:

1. Facilities must keep track of the number of employees that are vaccinated against influenza, and annually report that number to CDPHE, either through the Health Facilities Division (HFD) Portal, OR the National Healthcare Safety Network (NHSN). Based on differences between federal and state reporting requirements, facilities reporting through HFD Portal are required to report by March 31 and facilities reporting through NHSN must report by May 15.
2. Since December 2014, facilities must ensure that 90% of their healthcare workers have received an annual influenza vaccine. If this threshold is not met, a facility is required to implement a policy based on its facility type.
 - If a facility is classified as a general hospital, hospital unit, ambulatory surgical center, or long-term care facility, the facility will need to implement an influenza vaccination policy for its healthcare workers, to ensure that each worker has been vaccinated, or has a medical exemption documented. Workers without proof of vaccination, or with a medical exemption to vaccination, must wear a surgical/procedure mask through the entire influenza season.
 - If a facility is classified as an assisted living residence, community clinic, community mental health center, facility for persons with developmental disabilities, hospice, dialysis treatment clinic, home care agency, psychiatric hospital, rehabilitation hospital, convalescent center, or acute treatment unit, the facility will need to conduct an assessment of its workforce, residents/patients, and develop an influenza vaccination policy regarding vaccination and masking of employees based on that assessment.

Results

All licensed health care facilities in Colorado are required to report the number of staff who received influenza vaccinations. Table 1 shows the total number of licensed health care facilities required to report influenza vaccination data, the number and percent that reported, the electronic system used to report, and the number and percent of facilities that achieved 90% and 100% compliance for the last three reporting years. The proportion of facilities that submitted data has risen over the last three years from 62% to 66%. The proportion of facilities achieving the 90% threshold remained steady at 63% from last year.

Table 1

Number of facilities required to report, and number and percent reporting by year

	2012 - 2013	2013 - 2014	2014 - 2015	2015 - 2016
Total licensed facilities	2020	2149	2255	2344
Total reporting facilities	1449 (72%)	1324 (62%)	1384 (61%)	1531 (65%)
Through state portal	1373 (95%)	1268 (95%)	1256 (91%)	1319 (86%)
Through NHSN	76 (5%)	66 (5%)	128 (9%)	212 (14%)
Achieved \geq 90% vaccinated	616 (43%)	717 (54%)	874 (63%)	963 (63%)
Achieved 100% vaccinated	Not calculated	295 (22%)	372 (27%)	404 (27%)

Table 2 demonstrates that 92% of the total staff at all health care facilities received an influenza vaccination. Dialysis centers, hospices, and hospitals had the highest proportions of staff vaccinated. Community clinics, home health care agencies and residential care centers for the developmentally disabled had the lowest proportions of staff immunized. Staff may be counted in more than one facility.

Table 2

Number and percent of staff immunized by facility type* 2015 - 16

Facility type	Total staff	Number immunized	Percent immunized
ASC	8,039	7,594	95%
Assisted Living Residence	11,601	10,255	88%
Community Clinic	4,156	3,560	86%
Community Mental Health Center	4,991	4,557	91%
Dialysis Center	1,483	1,407	95%
Home Health Care	29,601	20,348	69%
Hospice	2,698	2,410	89%
Hospital	143,947	138,729	97%
Intermediate Care for ID	2,180	2,043	94%
Nursing Home	26,383	25,288	96%
Residential Care for DD	1,644	1,143	69%
Total	236,695	217,724	92%

*Out of 1531 reporting facilities

Figure 1 shows that in 2015 - 16, 65% of facilities submitted the required information compared to 61% in 2014 - 15, 62% in 2013 - 14. The number of licensed health care facilities required to report has grown over the last four years, and the proportion of facilities that submitted reports improved over the last three reporting years.

Figure 1
Number and percent of reporting facilities by year

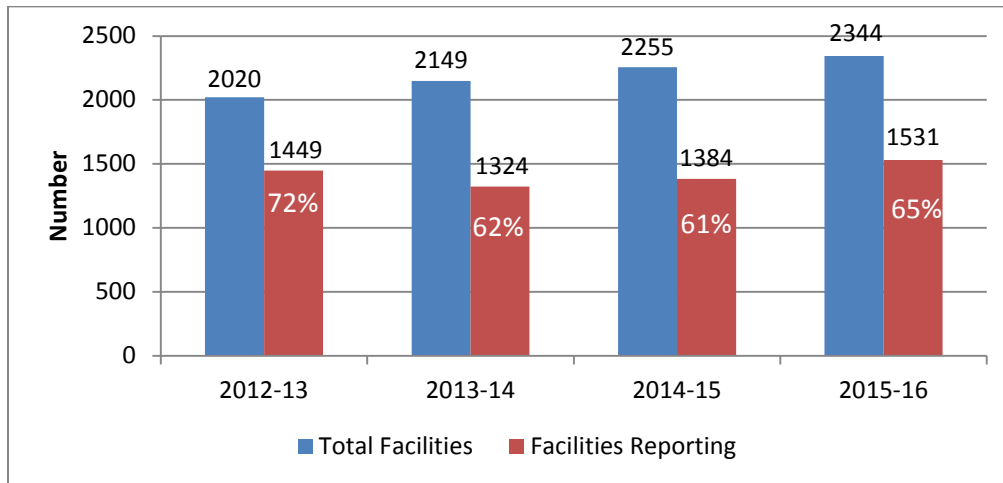
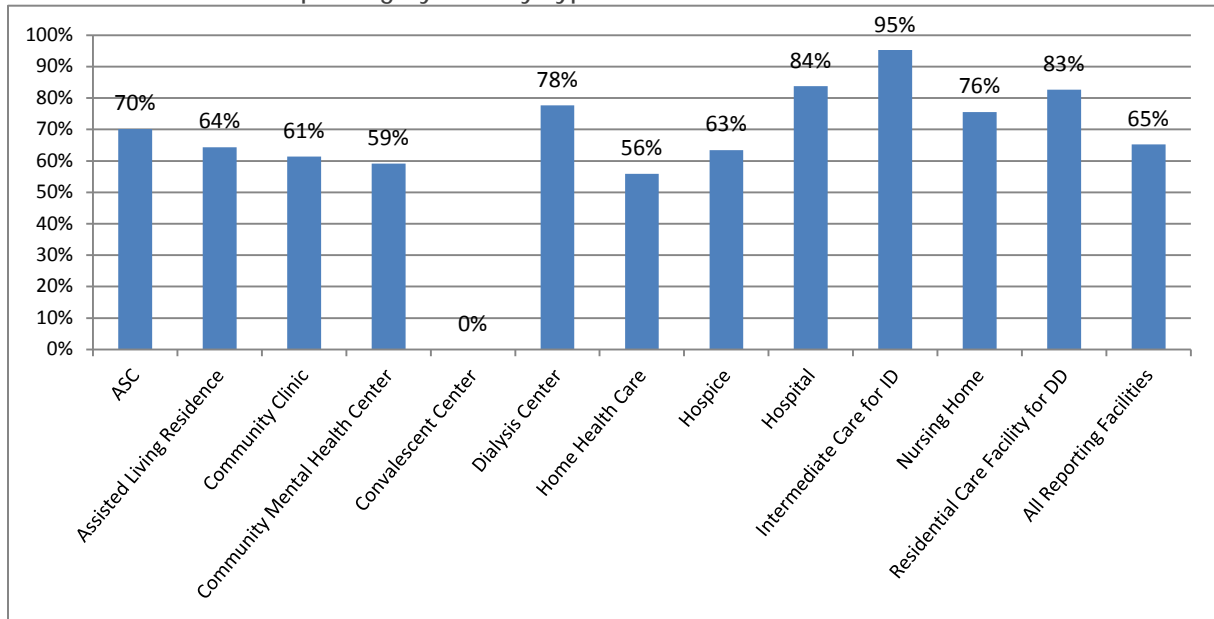


Figure 2 shows the proportion of facilities that submitted immunization data, by facility type. Note that the hospital category includes birthing centers, psychiatric hospitals and hospital units.

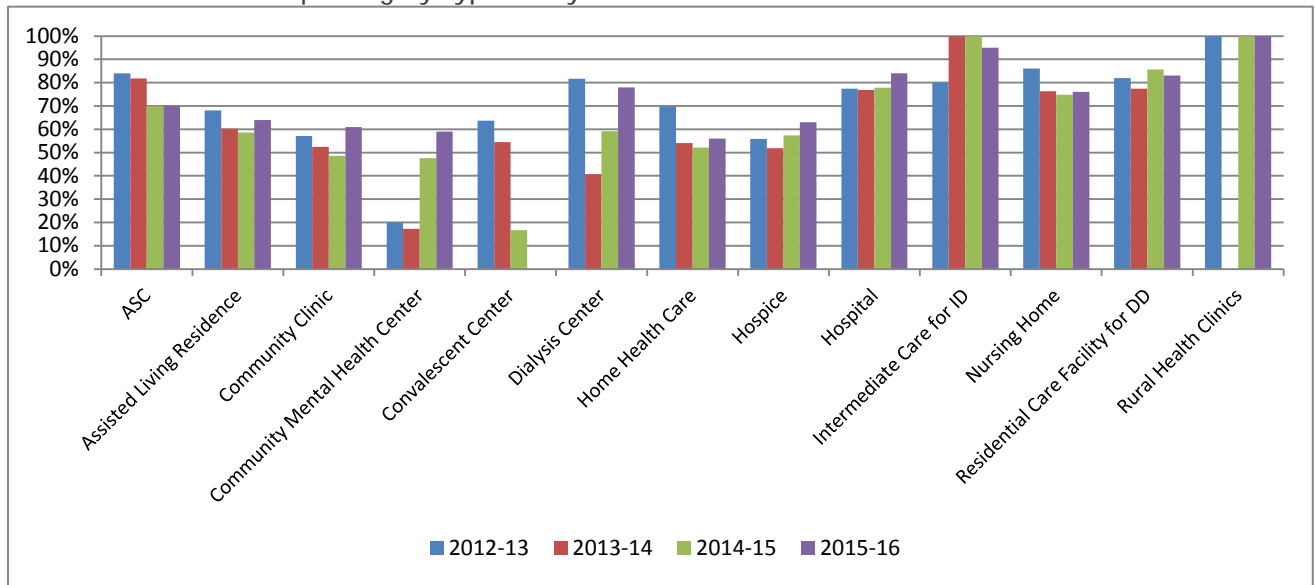
Figure 2
Percent of facilities reporting by facility type 2015 - 16



Note: ID=Intellectually Delayed; DD=Developmentally Delayed

Figure 3 shows the percent of facilities that submitted immunization data by facility type over the last four years.

Figure 3
Percent of facilities reporting by type and year

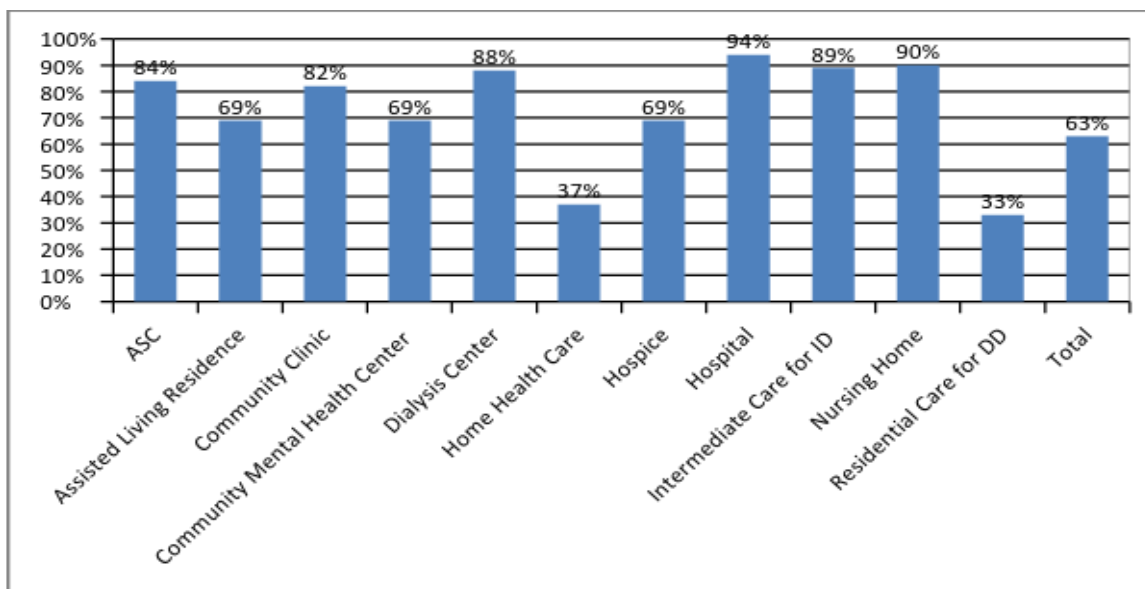


Note: ID=Intellectually Delayed; DD=Developmentally Delayed

The BOH rule has specified for the last two flu seasons, facilities must have at least 90% of their HCW vaccinated. Figure 4 shows that 63% of the 1531 reporting Colorado facilities achieved the 90% vaccination compliance threshold. Home health care agencies, community clinics and residential care facilities for the developmentally disabled (DD) had the lowest proportions of facilities achieving the threshold.

Figure 4

Facilities achieving 90% compliance threshold by facility type 2015 - 16



Note: ID=Intellectually Delayed; DD=Developmentally Delayed

Figures 5 and 6 show the percent of facilities in each county that vaccinated at least 90% of their HCW. Figure 7 shows that same information in map form.

Figure 5

Percent of facilities achieving 90% compliance threshold by county (counties with < 15 facilities)

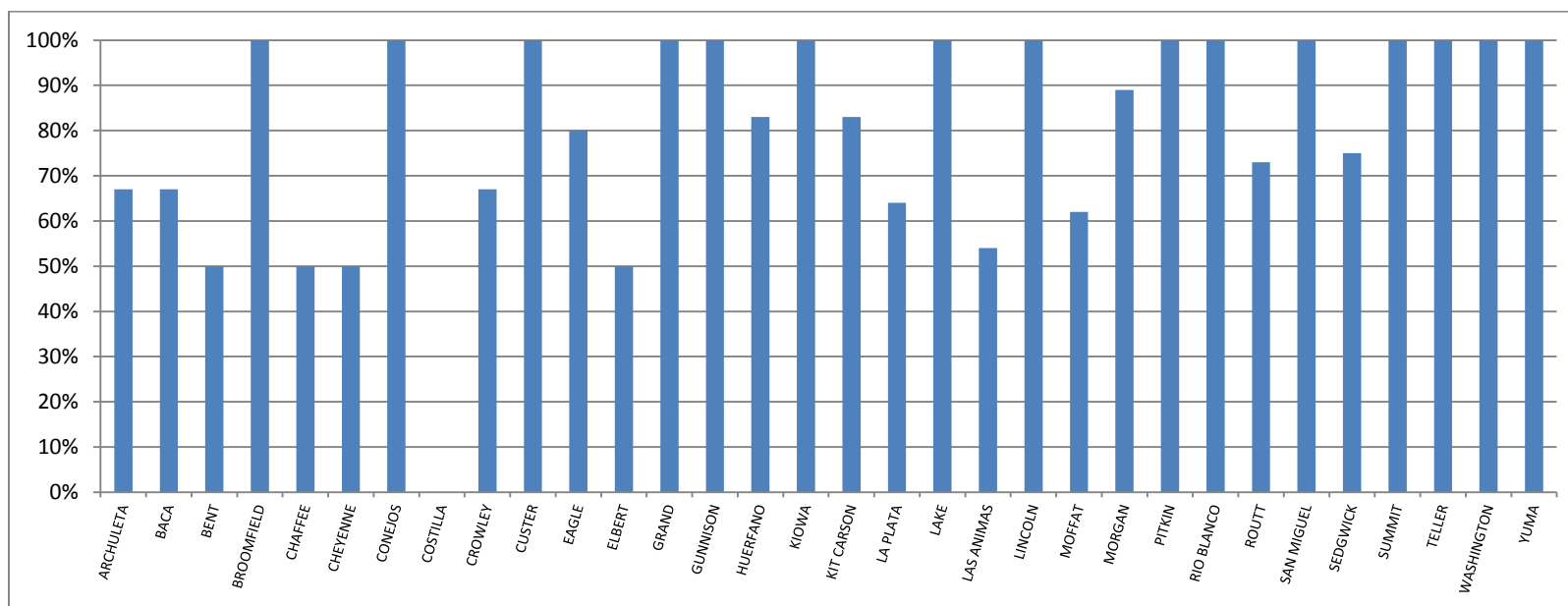


Figure 6

Percent of facilities achieving 90% compliance threshold by county (counties with ≥ 15 facilities)

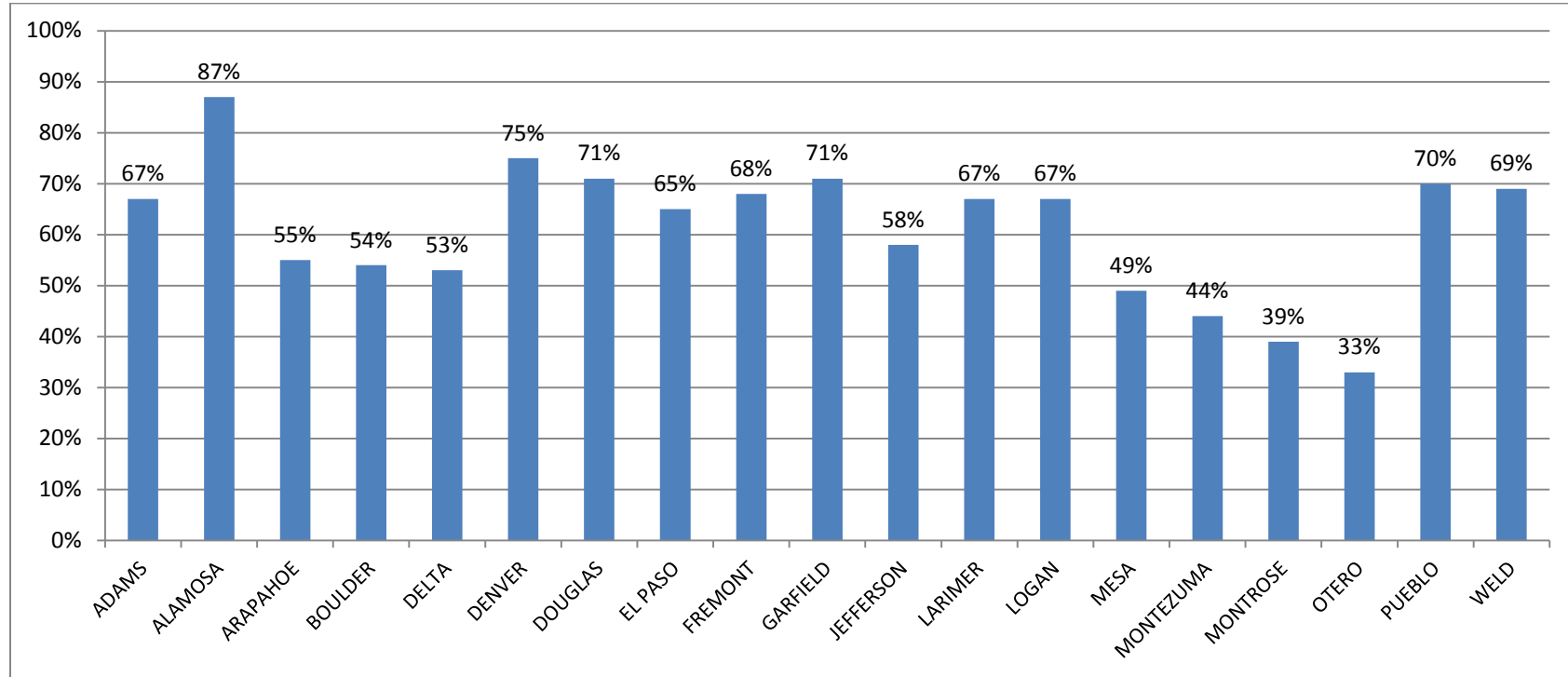
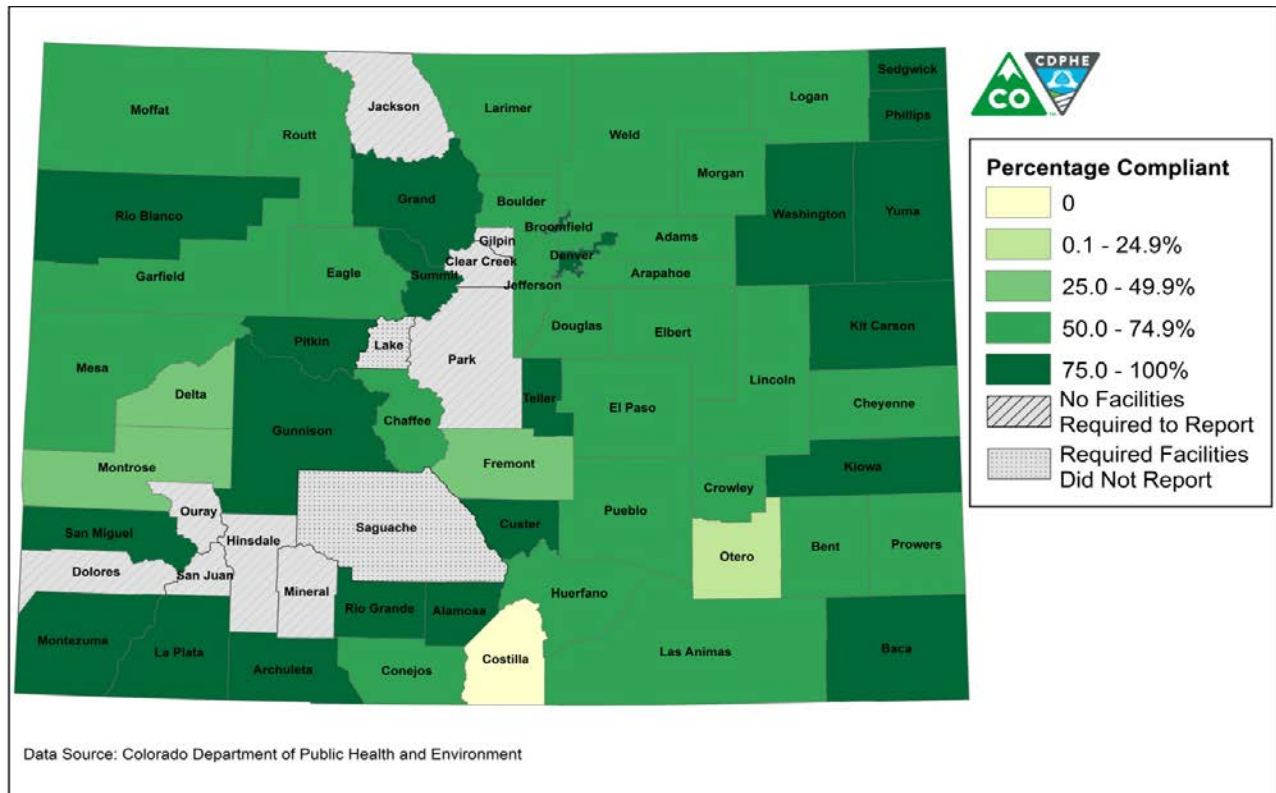


Figure 7
Reporting facilities with $\geq 90\%$ immunization by county 2014-15



For general information about the Board of Health Healthcare Worker Influenza Vaccination Rule requirements, please call 303-692-2930 or 303-692-2789.