

CHILD FATALITY PREVENTION SYSTEM: CHILD MALTREATMENT DEATH DATA, 2014 - 2018



COLORADO
Department of Public
Health & Environment

Introduction

The Child Fatality Prevention System (CFPS) is a statewide network that focuses on preventing child deaths. Housed at the Colorado Department of Public Health and Environment (CDPHE), CFPS consists of 43 local review teams, a 46-member State Review Team, and the CFPS state support team at CDPHE. Local teams include community members and field experts. These teams complete case reviews of infant, child, and youth deaths in Colorado to describe trends and patterns and create strategies to prevent future deaths. The CFPS State Review Team develops recommendations for the legislature on how to prevent child deaths in an annual legislative report.

The system reviews all deaths that occur in Colorado among infants, children, and youth under age 18. CFPS does not review deaths of Colorado residents that occur out of state. This is different from other reports of child death data and other Colorado government data sources. As a result, the data presented in this data brief might not match other statistics reported at both the state and national levels.

This data brief provides an overview of child maltreatment death data from CFPS. Additional CFPS data is available at: www.cochildfatalityprevention.com/p/reports.html.

The impact of policies and systems on child deaths

Generations of social, economic, and environmental inequities contribute to some families losing infants, children, and youth.¹ When interpreting the data, it is critical to not lose sight of these systemic, avoidable, and unjust factors. These factors perpetuate the disparities observed in child deaths in Colorado. Researchers work towards understanding how geography, race, ethnicity, sexual orientation, and gender identity correlate with health. It is critical that data systems like CFPS identify, understand, and eliminate life-long inequities that persist across groups. When limitations in the data system exist due to how data is collected, or because data is not collected, CFPS strives to provide additional context and research about how inequities impact child deaths. By changing policies and systems that create and perpetuate inequities, CFPS can reduce the number of child deaths that occur in Colorado. Examples of these inequities include, but are not limited to:

RURAL AND FRONTIER GEOGRAPHY	RACE AND ETHNICITY	SEXUAL ORIENTATION AND GENDER IDENTITY
<p>Limited access to Level 1 trauma centers and mental and behavioral health services.²</p> <p>Increased stigma associated with mental illness and seeking help.³</p> <p>Longer response times by emergency medical services.⁴</p> <p>→ These and other factors contribute to higher death rates in rural areas, including suicide⁵ and passenger vehicle deaths.⁶</p>	<p>Historical trauma, racism, and discrimination.^{7,8}</p> <p>Limited access to high-quality education,⁹ employment opportunities,¹⁰ healthy foods,¹¹ culturally traditional foods,¹² and health care.¹³</p> <p>Chronic stress.¹⁴</p> <p>→ These factors result in lasting health impacts for people of color that include infant mortality,¹⁵ high rates of homicide and gun violence,¹⁶ and increased motor vehicle deaths.¹⁷</p>	<p>Discrimination, stigma, and bias.¹⁸</p> <p>Rejection from family, friends, and community.¹⁹</p> <p>Non-inclusive school curricula and anti-harassment policies.²⁰</p> <p>Insufficient access to LGBTQ+-informed health care.²¹</p> <p>→ This chronic social stress that LGBTQ+ children and youth experience influences health across the lifespan, including higher rates of suicide²² and substance use.²³</p>

Overview of Child Maltreatment Deaths

For the purpose of a public health-focused child fatality review process, child maltreatment is defined as an act or failure to act on the part of a parent or caregiver regardless of intent. This broad definition of child abuse and neglect acknowledges that infants, children, and youth die from child maltreatment in Colorado without ever having contact with the child welfare system.

Although Colorado’s Children’s Code (C.R.S. 19-1-103 (1)) and legal definitions of child abuse and child neglect serve as guidance for the system, local teams make determinations of child maltreatment (abuse or neglect) based on available information from the case reviews and professional judgments. These multidisciplinary review teams include representatives from departments of human services. The determination is the subjective opinion of the local teams and does not trigger any prosecution or have any legal ramifications. As such, deaths classified as child maltreatment by local teams will not be the same as official counts of child

abuse or child neglect deaths reported by the Colorado Department of Human Services (CDHS). Some of these deaths do not meet the criteria for review by the CDHS Child Fatality Review Team (CFRT). CFRT only reviews deaths of children with previous involvement with county departments of human services within the last three years.

What is the CDHS CFRT?

The CDHS CFRT reviews incidents of fatal, near fatal, or egregious abuse or neglect determined to be a result of child maltreatment when the child or family had previous involvement with the child welfare system within the last three years. CFRT reviews the incident and identifies factors that may have led to it. CFRT also assesses the sufficiency and quality of services state and local agencies provide to families and their prior involvement with the child welfare system. As a result of identified strengths, as well as systemic gaps and/or deficiencies, CFRT puts forth policy and practice recommendations that may help prevent future incidents of fatal, near fatal, or egregious abuse or neglect. These recommendations could also strengthen the systems that deliver services to children and families.

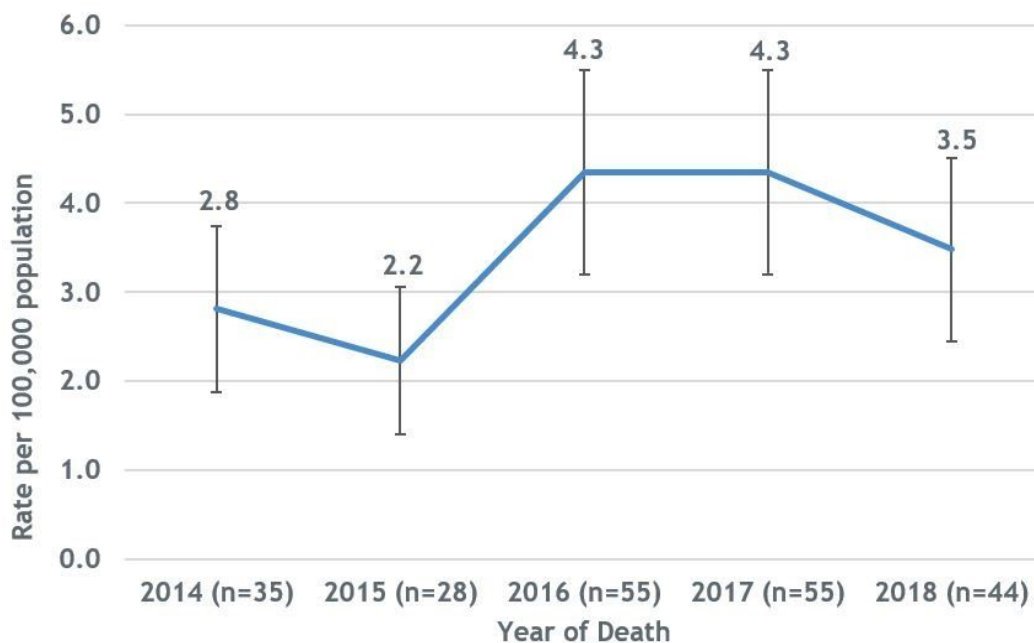
From 2014-2018, there were 240 deaths where child maltreatment caused and/or contributed to the circumstances of death among infants, children, and youth ages 0-17 in Colorado. Figure 1 displays the rates of child maltreatment deaths, as defined by CFPS, among Colorado residents under age 18 by year. The rate of child maltreatment deaths from 2014-2018 was 3.4 per 100,000 population. The rate of 3.5 per 100,000 population in 2018 was not statistically significantly different from the rate of 2.8 per 100,000 population observed in 2014. Though not statistically significant, CFPS-identified child maltreatment deaths were trending upward in previous years, but observed a decrease between 2017 and 2018. CFPS will monitor this trend in coming years.

Child maltreatment and its identification according to the previously provided definition allows CFPS review teams great latitude when determining whether child maltreatment contributed to the events leading to death. Some of the increase in the rate of child maltreatment deaths over the last several years may be attributed to improved technical assistance and guidance provided to local teams around identifying child abuse and neglect. Prior to 2014, the CFPS State Review Team identified all child maltreatment deaths substantiated by county departments of human or social services as child maltreatment deaths. Local teams began reviewing child deaths in 2014; however, they did not always identify cases that were substantiated by county departments of human services as child maltreatment. These observations prompted increased technical assistance and training to local teams about CFPS's role in identifying child maltreatment. For example, the CFPS state support team provided guidance to local teams to always identify cases as child maltreatment when substantiated by county departments of human services.

However, the pattern of not identifying substantiated cases as child maltreatment in CFPS has resurfaced in recent years. For example, local teams initially identified 66.7% (n=24) of the 36 child maltreatment deaths substantiated by county departments of human services in 2018. The 12 deaths not identified by local teams were subsequently reclassified as child maltreatment by the CFPS state support team. The CFPS 2020 Legislative Report includes a data quality improvement recommendation to provide technical assistance and training to local teams about CFPS’s role in identifying when child maltreatment caused or contributed to the deaths.

The data presented in this data brief include all deaths substantiated by county departments of human services. The data also include additional deaths not substantiated by county departments of human services but ruled as child maltreatment by CFPS review teams.

Figure 1. Rates of child maltreatment deaths occurring in Colorado among Colorado residents under age 18 by year, 2014-2018 (n=217)



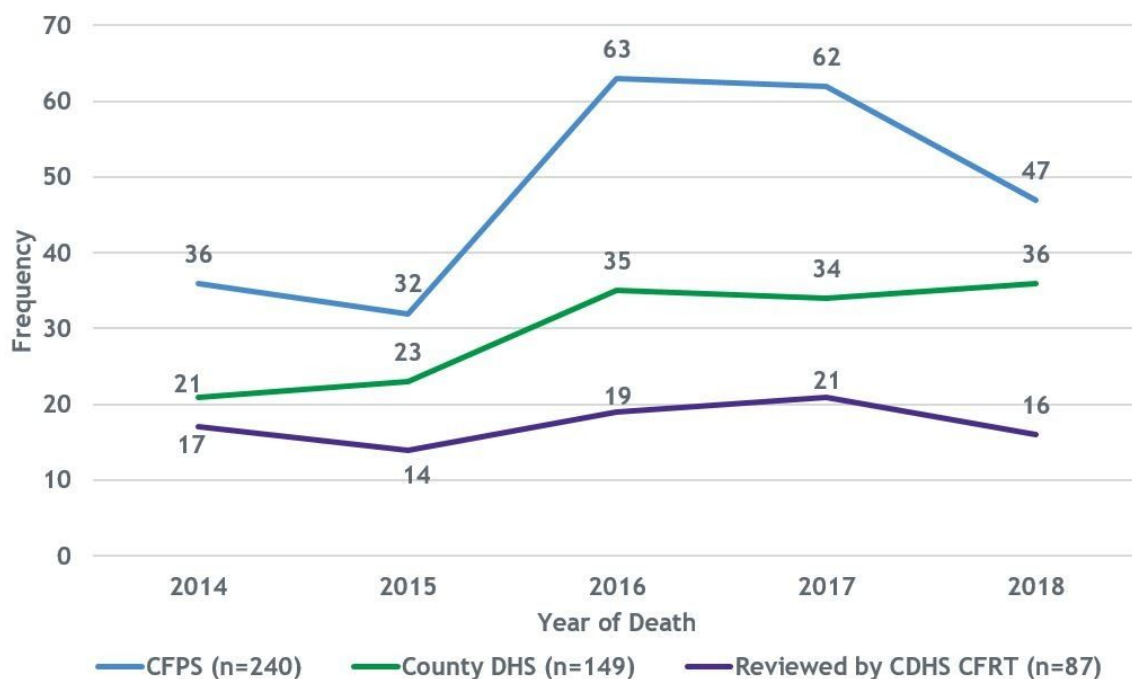
*Error bars represent 95% confidence limits for rates.

Colorado's yearly rate of child maltreatment deaths among infants, children, and youth under age 18 across the period trended higher than the national child maltreatment death rate. For example, the national rate of child maltreatment deaths in 2018 was 2.4 per 100,000 population, compared to 3.5 per 100,000 population in Colorado, as determined by CFPS.²⁴ These national estimates come from the National Child Abuse and Neglect Data System (NCANDS), which collects death data on a voluntary basis from child welfare agencies. As noted previously, the definitions of child abuse and neglect utilized by child welfare agencies is somewhat different than the guidance used by child death review systems, and these

definitions can also vary from state to state.²⁵ State and national comparisons of child maltreatment deaths should be interpreted cautiously, understanding the differences between the data systems.

Although CFPS review teams and county departments of human services define child abuse and neglect differently, county departments of human services substantiated 62.1% (n=149) of the 240 deaths CFPS identified as due to child maltreatment from 2014-2018. Additionally, 36.3% (n=87) of deaths met the statutory criteria for CDHS CFRT review (Figure 2). CFPS review teams alone identified the remaining 37.9% (n=91) as child maltreatment deaths. These 91 deaths were either not reported to county departments of human services or the incident did not meet the statutory definition of child maltreatment that guides the work of CDHS.

Figure 2. Deaths occurring among those under age 18 in Colorado ruled child maltreatment by CFPS, substantiated by county departments, or reviewed by CDHS CFRT by year, 2014-2018



Demographic Characteristics

Age

Of the 240 child maltreatment deaths CFPS identified from 2014-2018, 67.1% (n=161) occurred among children under age 5. Table 1 displays the rates of child maltreatment deaths CFPS identified by age group. The highest rates of child maltreatment deaths were among children

under age 5. The age-specific rate of child maltreatment deaths for children under age 1 was 25.7 per 100,000 population, almost eight times the rate for all ages and over 18 times the rate for those ages 5-9. For children ages 1-4, the rate of child maltreatment deaths was 4.7 per 100,000 population, 1.4 times the rate for all ages and more than three times the rate for children ages 5-9.

Table 1. Age-specific rates of child maltreatment deaths occurring in Colorado among Colorado residents under age 18 by age group, 2014-2018*

Age Group	n	Population	Rate**	95% Confidence Interval	
				Lower Limit	Upper Limit
All Ages	217	6,296,812	3.4	3.0	3.9
< 1 year	85	331,114	25.7	20.2	31.1
1 to 4	62	1,332,390	4.7	3.5	5.8
5 to 9	25	1,744,084	1.4	0.9	2.0
10 to 14	25	1,823,960	1.4	0.8	1.9
15 to 17	20	1,065,264	1.9	1.1	2.7

*As defined by the Colorado Child Fatality Prevention System.

**Per 100,000 Colorado residents.

Data source: Colorado Child Fatality Prevention System, Colorado State Demography Office

Sex

Of the 240 child maltreatment deaths CFPS identified from 2014-2018, 53.7% (n=129) occurred among males. The rate of child maltreatment deaths among males was 3.6 per 100,000 population, a rate 1.1 times greater than that observed among females (3.2 per 100,000 population). This difference was not statistically significant.

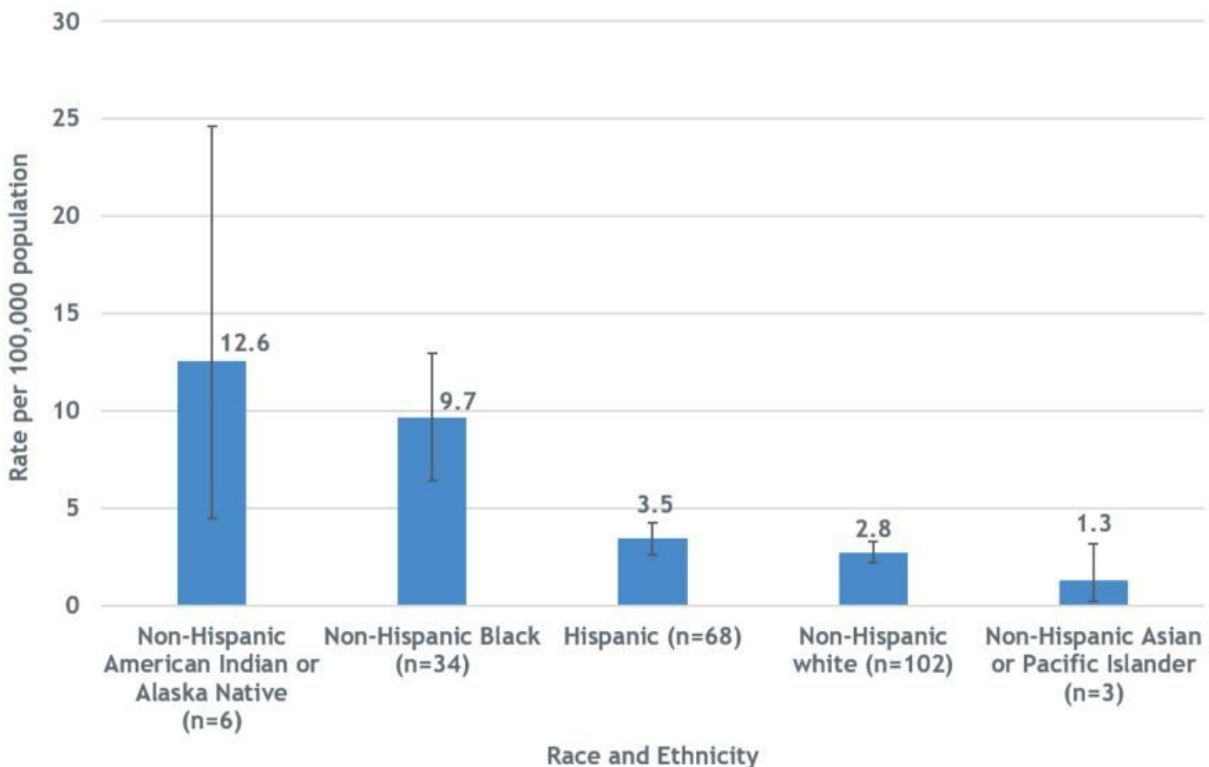
Race and Ethnicity

A note about terminology: Hispanic ethnicity as collected on the Colorado death certificate includes those that identify as Mexican, Mexican American, Chicano, Chicana, Puerto Rican, Dominican, Cuban, Central American, South American, Latin American, Spanish, and other Latin or Hispanic descent.²⁶ Additionally, “Latinx” and “Chicanx” are increasingly used gender inclusive terms, respecting those with a non-binary gender identity.^{27,28} To ensure clarity, this report uses “Hispanic” throughout the data section to reflect how CFPS data is collected from the death certificate and to align with terminology used in cited literature and research.²⁹

Between 2014 and 2018, the majority of infants, children, and youth who died by child maltreatment in Colorado were non-Hispanic white (46.3%, n=111), 30.8% (n=74) were of Hispanic origin, 15.0% (n=36) were non-Hispanic Black, and 3.8% (n=9) were non-Hispanic American Indian or Alaska Native (AIAN).

There is a significant disparity in the rate of child maltreatment deaths by race and ethnicity in Colorado (Figure 3). The rate of child maltreatment deaths among non-Hispanic Black infants, children, and youth was 3.5 times higher (9.7 per 100,000 population) than for non-Hispanic whites (2.8 per 100,000 population) and 2.8 times higher than for Hispanic infants, children, and youth (3.5 per 100,000 population). Additionally, the rate of child maltreatment deaths among American Indian or Alaska Native (AIAN) infants, children, and youth was 4.5 times higher (12.6 per 100,000 population) than for non-Hispanic whites and 3.6 times higher than for Hispanic infants, children, and youth. This is consistent with national data.³⁰

Figure 3. Rates of child maltreatment deaths occurring in Colorado among Colorado residents under age 18 by race and ethnicity, 2014-2018 (n=217)



*Error bars represent 95% confidence limits for rates.

Traditionally, individual level factors of caregivers have been shown to contribute to the racial differences in deadly child maltreatment, including low educational attainment, low income, inadequate employment, intimate partner violence, and history of abuse as a child.³¹

However, studies examining these individual-level factors fail to fully explain the racial and ethnic differences in child maltreatment deaths. Instead, research highlights the role that social determinants and contextual factors, particularly historical, community, and environmental inequities, play in child maltreatment prevention.³² The purpose of highlighting the following research is to supplement and contextualize the racial and ethnic disparities observed in CFPS data in the rate of child maltreatment deaths.

The increased likelihood of child maltreatment deaths among AIAN populations may stem from the historical loss of population, land, and culture that was endured by these communities.³³ This historical trauma includes the forcible removal of indigenous AIAN people from their lands in the United States, and the forcible transfer of children from their families to boarding schools designed to strip them of their culture.³⁴ This trauma shapes the current societal context and leads to substantial socioeconomic and health disparities, including increased child maltreatment.³⁵

Racialized residential segregation can lead to the racial and ethnic disparities in various child fatalities including child maltreatment deaths. These disparities are largely driven by discriminatory federal, state, and local policies, such as redlining, that create unjust geographic divisions among racial and ethnic groups.³⁶ Racial segregation leads to neighborhood disadvantage by concentrating neighborhood poverty, increasing exposure to environmental stressors such as air pollutants, creating barriers to and fewer opportunities for a healthy lifestyle, limiting access to health services, and increasing housing and food insecurity.³⁷

The consequences of residential segregation resulting from historical practices like redlining continue to reverberate throughout communities of color today. In the United States, Hispanic families are significantly more likely to reside in segregated neighborhoods with higher rates of social isolation and lack of access to resources.^{38,39} Similarly, Black families are likely to live in communities that are highly segregated with limited access to basic needs assistance, mental health and substance abuse treatment and opportunity for employment.⁴⁰ Data show 18.7% of AIAN, 18.0% of Black, and 14.5% of Hispanic Coloradans live below the poverty level, compared to 7.5% of non-Hispanic white Coloradans.⁴¹ This structural injustice which many families of color unjustly experience may partly explain the disparities around child maltreatment deaths.

A significant amount of research documented that racial and ethnic minority populations are overrepresented in the child welfare system, compared with the general population. Studies have consistently found that Black infants, children, and youth are more likely to be the subject of child maltreatment reports and substantiations than non-Hispanic whites.⁴² Possible explanations for this include 1) disparate needs of children and families of color, particularly due to higher rates of poverty, 2) racial bias and discrimination by caseworkers, mandatory reporters and the general public and 3) lack of resources for families of color in the child welfare system and other similar factors.⁴³ Studies have found no relationship between race

and incidents of child maltreatment after controlling for poverty.⁴⁴ Instead, child abuse and neglect is strongly associated with poverty and other measures of economic well-being.⁴⁵ Families of color inequitably and disproportionately experience poverty in the United States, manifesting the higher prevalence of abuse and neglect compared to non-Hispanic white families. Experiencing poverty may also amplify exposure to the social service system (e.g. financial or housing assistance) and increase exposure to mandatory reporters, an idea referred to as visibility or exposure bias.⁴⁶ This research urges an emphasis on social factors such as poverty, rather than a focus on bias within the child welfare system.

While progress has been made in understanding the overrepresentation of children and youth of color within the child welfare system,^{47,48,49} it remains critical to identify, understand, and eradicate the life-long inequities that persist across racial and ethnic groups that contribute to child maltreatment.⁵⁰

Geography

Between 2014 and 2018, the majority of Colorado residents under age 18 who died by child maltreatment in Colorado resided in an urban county (87.1%, n=189), 9.7% (n=21) lived in a rural county, and 3.2% (n=7) lived in a frontier county. Although not statistically significant, the rate of child maltreatment deaths among infants, children, and youth residing in a frontier county (5.2 per 100,000 population) was higher than those residing in a rural (3.5 per 100,000 population) or urban county (3.4 per 100,000 population). Readers should interpret this data with caution, as the frontier and rural rates represent very few deaths, decreasing the stability of the rates.

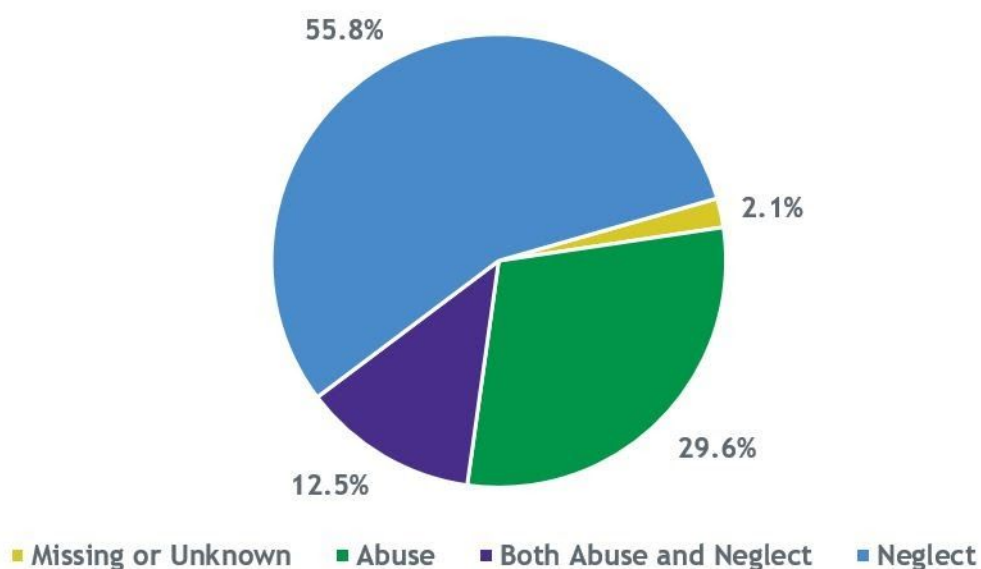
This rate data is consistent with national data showing higher child maltreatment rates in rural areas.⁵¹ The exact factors contributing to these urban-rural disparities are unclear. It is unknown whether the differences are due to better identification since caseworkers know families better in small, rural communities or actual higher rates of child maltreatment. In the event that maltreated children present to a hospital, some researchers believe that insufficient resources to respond to and address child maltreatment in rural areas may play a role. For instance, rural emergency departments are less likely to have a written child abuse policy and on-site abuse advocates when compared to urban emergency departments. There may also be fewer close relationships between rural emergency departments and community abuse assessment centers for consultation and follow-up after an emergency department visit.^{52,53}

Rural communities are often confronted with lack of nearby services that support families and can help prevent child maltreatment, which is exacerbated by limited transportation options and long travel distances to access services.⁵⁴ For example, rural areas often have limited access to child care services.⁵⁵ Caregiver stress related to having unstable child care and unreliable emergency child care near home is associated with increased risk of child maltreatment.⁵⁶

Child Maltreatment Types and Circumstances

Of the 240 child maltreatment deaths occurring between 2014 and 2018, neglect caused or contributed to 55.8% (n=134) of the deaths, abuse caused or contributed to 29.6% (n=71), and both abuse and neglect caused or contributed to 12.5% (n=30). Due to ongoing investigation or litigation, there was too little information available for five (2.1%) of the deaths. Because of this, local teams were unable to determine whether abuse, neglect or abuse and neglect caused or contributed to the death (Figure 4).

Figure 4. Deaths occurring among those under age 18 in Colorado ruled child maltreatment by CFPS by type, 2014-2018 (n=240)

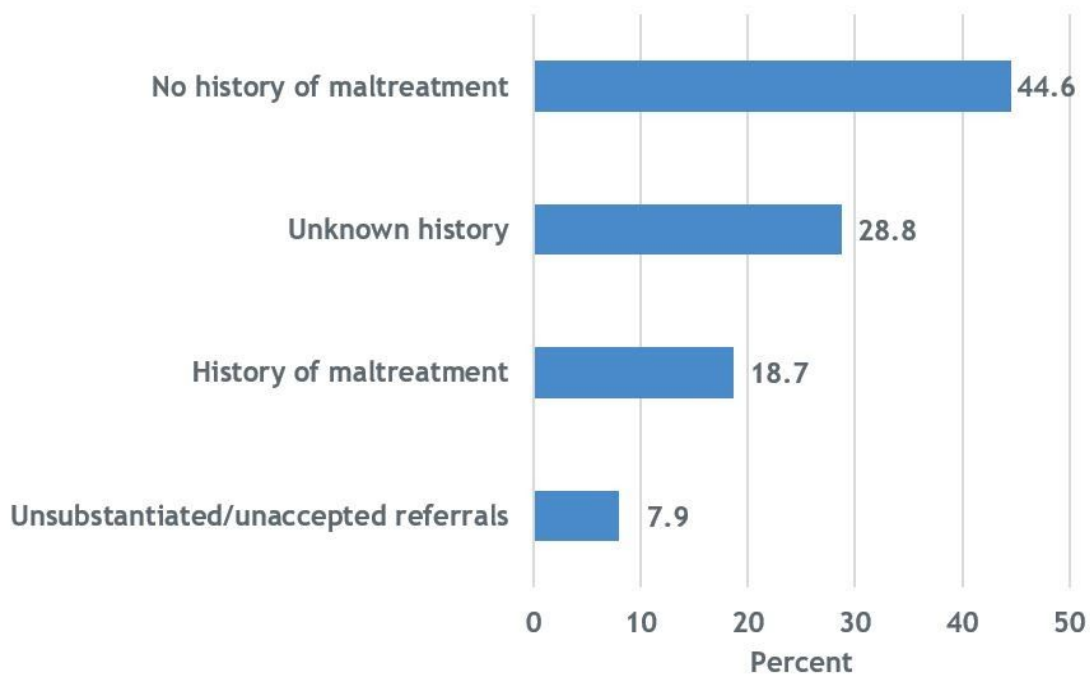


Among deaths classified as involving abuse (those classified as abuse or abuse and neglect, n=100), all involved physical abuse, including 48.0% (n=48) where abusive head trauma occurred and 37.0% (n=37) where other abusive injuries (such as beating, kicking, gunshot injuries, and stabbing) occurred. Among deaths classified as involving neglect (those classified as neglect or abuse and neglect, n=164), 57.3% (n=94) involved a failure to protect from hazards. This includes hazards in the sleep environment, fire hazards, unsecured medications or poisons, firearms, water hazards, and motor vehicle hazards. The next most common neglect categories were failure to provide supervision (17.7%, n=29) and failure to provide medical treatment (14.6%, n=24).

Experiences of child maltreatment, considered to be one of the significant Adverse Childhood Experiences (ACEs),⁵⁷ have a large impact on health throughout the lifespan⁵⁸ and are associated with further injury and violence.⁵⁹ Figure 5 displays information on the history of child maltreatment for infants, children, and youth who died. Approximately 18.7% (n=45) of

the children who died had a CDHS-substantiated history of child maltreatment, 7.9% (n=19) had unsubstantiated or unaccepted referral(s), and 44.6% (n=107) had no known previous history of maltreatment. Information on the history of child maltreatment was missing or unknown for 28.8% (n=69) of the cases reviewed by CFPS. The CFPS 2020 Legislative Report includes a data quality improvement recommendation to provide technical assistance to local teams on best practices for collecting child maltreatment history to improve the system's understanding of the impact of child welfare history on child maltreatment deaths.

Figure 5. Decedent's history of maltreatment for child maltreatment deaths occurring among those under age 18 in Colorado, 2014-2018 (n=240)

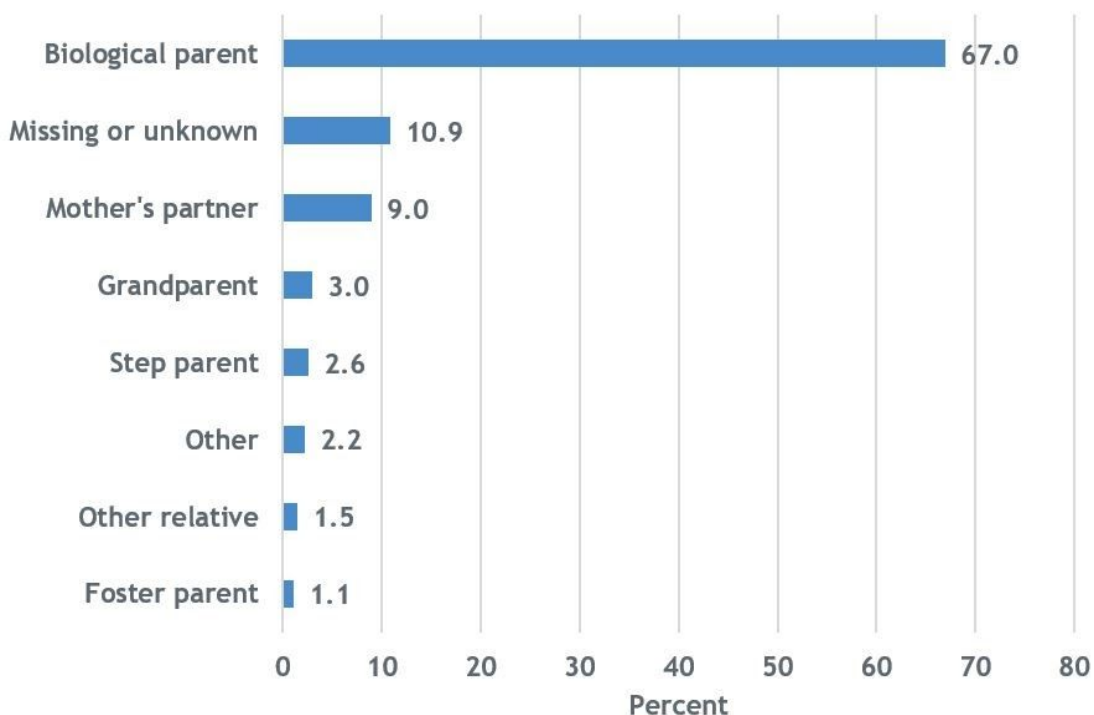


Perpetrators of Child Maltreatment

The CFPS review process can identify up to two perpetrators for each child maltreatment death reviewed (i.e. one perpetrator may have caused the death and another perpetrator may have substantially contributed to the death). From 2014-2018, 267 total perpetrators caused or contributed to 240 child maltreatment deaths. As shown in Figure 6, biological parents were most often the perpetrators of child abuse or neglect (67.0%, n=179) followed by the mother's partner (9.0%, n=24). When stratified by maltreatment type (abuse or neglect), the proportion of biological parents identified as perpetrators is higher for deaths involving neglect (76.5%, n=150), while the proportion where the mother's partner is identified is higher for deaths involving abuse (18.1%, n=23).

CFPS data about perpetrators of child maltreatment is consistent with national data, showing that the majority of children are maltreated by their biological parents.⁶⁰ The factors that increase the likelihood of perpetrating child maltreatment are complex.⁶¹ Notably, it is important to consider the multitude of life stressors experienced by biological parents and caregivers that may contribute to child maltreatment.⁶² These stressors include marital conflict, depression, financial stress, and the day-to-day demands of caring for one's children.^{63,64} There are limitations to how CFPS collects and reports on data related to social and economic stressors experienced by a young person, their family, and their community. However, the National Fatality Review-Case Reporting System (NFR-CRS) added a life stressors section in its newest update, which will improve CFPS's ability to analyze and interpret this data in the future.

Figure 6. Perpetrators of child maltreatment deaths occurring among those under age 18 in Colorado by type, 2014-2018 (n=267)



People who behave violently are more likely to both continue being violent and commit additional forms of violence.⁶⁵ Among perpetrators of child maltreatment deaths in Colorado, 14.6% (n=39) had a known, previous history of child maltreatment as a perpetrator, 8.6% (n=23) had an unsubstantiated or unaccepted referral(s), and 33.3% (n=89) had no previous history of child maltreatment as a perpetrator. However, this information was missing or unknown for 43.4% (n=116) of the perpetrators.

Additionally, adults who have a history of either perpetrating or surviving intimate partner violence are at higher risk of perpetrating child maltreatment.^{66,67} Among perpetrators of child maltreatment deaths in Colorado between 2014 and 2018, 15.7% (n=42) had a history of intimate partner violence as a perpetrator and 13.9% (n=37) as a victim. Information on the history of intimate partner violence was missing or unknown for 48.3% (n=129) of perpetrators listed.

Conclusion

From 2014 to 2018, child maltreatment was the second leading cause of death reviewed by CFPS among infants, children, and youth under age 18 in Colorado. The highest rates of child maltreatment death were observed among infants and children under age 5 and among AIAN and non-Hispanic Black infants, children, and youth. Child maltreatment deaths were most often due to neglect and perpetrated by a biological parent. This data brief also highlights the connection between early experiences of child maltreatment and future deaths. Upstream prevention strategies that address social and structural inequities can reduce deaths among infants, children, and youth due to child maltreatment. To learn more about the prevention strategies recommended by CFPS, view the 2020 Legislative Report (www.cochildfatalityprevention.com/p/reports.html).

For more information and CFPS data, please contact the CFPS Support Team at the Colorado Department of Public Health and Environment:

Sasha Mintz, Child Fatality Prevention System Epidemiologist | sasha.mintz@state.co.us

References

1. Bailey, Z. D., Krieger, N., Agénor, M., Graves, J., Linos, N., & Bassett, M. T. (2017). Structural racism and health inequities in the U.S.A.: evidence and interventions. *The Lancet*, 389(10077), 1453-1463.
2. Rost, K., Fortney, J., Fischer, E., & Smith, J. (2002). Use, quality, and outcomes of care for mental health: The rural perspective. *Medical Care Research and Review*, 59(3), 231-265.
3. Cantrell, C., Valley-Gray, S., & Cash, R. E. (2012). Suicide in rural areas: risk factors and prevention. *Rural Mental Health: Issues, Policies, and Best Practices*. New York, NY: Springer.
4. Mell, H. K., Mumma, S. N., Hiestand, B., Carr, B. G., Holland, T., & Stopyra, J. (2017). Emergency medical services response times in rural, suburban, and urban areas. *JAMA surgery*, 152(10), 983-984.
5. Cantrell, C., Valley-Gray, S., & Cash, R. E. (2012). Suicide in rural areas: risk factors and prevention. *Rural Mental Health: Issues, Policies, and Best Practices*. New York, NY: Springer.
6. Beck, L. F., Downs, J., Stevens, M. R., & Sauber-Schatz, E. K. (2017). Rural and urban differences in passenger-vehicle-occupant deaths and seat belt use among adults—United States, 2014. *MMWR Surveillance Summaries*, 66(17), 1.
7. Palacios, J. F., & Portillo, C. J. (2009). Understanding Native women's health: Historical legacies. *Journal of Transcultural Nursing*, 20(1), 15-27.
8. Pager, D., & Shepherd, H. (2008). The Sociology of Discrimination: Racial Discrimination in Employment, Housing, Credit, and Consumer Markets. *Annual Review of Sociology*, 34, 181-209.
9. Williams, D. R., & Collins, C. (2016). Racial residential segregation: a fundamental cause of racial disparities in health. *Public Health Reports*, 116(5), 404-16.
10. Collins, C. A., & Williams, D. R. (1999, September). Segregation and mortality: the deadly effects of racism?. In *Sociological Forum* (Vol. 14, No. 3, pp. 495-523). Kluwer Academic Publishers-Plenum Publishers.
11. Larson, N. I., Story, M. T., & Nelson, M. C. (2009). Neighborhood environments: disparities in access to healthy foods in the U.S. *American journal of preventive medicine*, 36(1), 74-81.
12. Greder, K., de Slowing, F. R., & Doudna, K. (2012). Latina immigrant mothers: Negotiating new food environments to preserve cultural food practices and healthy child eating. *Family and Consumer Sciences Research Journal*, 41(2), 145-160.
13. White, K., Haas, J. S., & Williams, D. R. (2012). Elucidating the role of place in health care disparities: the example of racial/ethnic residential segregation. *Health Services Research*, 47(3pt2), 1278-1299.
14. Williams, D. R., & Mohammed, S. A. (2013). Racism and health I: Pathways and scientific evidence. *American behavioral scientist*, 57(8), 1152-1173.

-
15. Acevedo-Garcia, D., Lochner, K. A., Osypuk, T. L., & Subramanian, S. V. (2003). Future directions in residential segregation and health research: a multilevel approach. *American journal of public health*, 93(2), 215-221.
 16. Collins, C. A., & Williams, D. R. (1999, September). Segregation and mortality: the deadly effects of racism?. In *Sociological Forum* (Vol. 14, No. 3, pp. 495-523). Kluwer Academic Publishers-Plenum Publishers.
 17. King, M. (2017). Under The Hood: Revealing Patterns Of Motor Vehicle Fatalities In The United States. *Publicly Accessible Penn Dissertations*. 2396. Retrieved on June 19, 2019 from: repository.upenn.edu/edissertations/2396.
 18. Meyer, I. H. (2003). Prejudice, social stress, and mental health in lesbian, gay, and bisexual populations: conceptual issues and research evidence. *Psychological bulletin*, 129(5), 674.
 19. Kelleher, C. (2009). Minority stress and health: Implications for lesbian, gay, bisexual, transgender, and questioning (LGBTQ) young people. *Counselling psychology quarterly*, 22(4), 373-379.
 20. Sadowski, M. (2020). Safe is not enough: Better schools for LGBTQ students. *Harvard Education Press*.
 21. Kates, J., Ranji, U., Beamesderfer, A., Salganicoff, A., & Dawson, L. (2015). Health and access to care and coverage for Lesbian, Gay, Bisexual and Transgender (LGBT) individuals in the U.S.
 22. Hatzenbuehler, M. L., & Pachankis, J. E. (2016). Stigma and minority stress as social determinants of health among lesbian, gay, bisexual, and transgender youth: research evidence and clinical implications. *Pediatric Clinics*, 63(6), 985-997.
 23. Moazen-Zadeh, E., Karamouzian, M., Kia, H., Salway, T., Ferlatte, O., & Knight, R. (2019). A call for action on overdose among LGBTQ people in North America. *The Lancet Psychiatry*, 6(9), 725-726.
 24. U.S. Department of Health & Human Services, Administration for Children and Families, Administration on Children, Youth and Families, Children's Bureau. (2020). *Child Maltreatment 2018*. Available from www.acf.hhs.gov/cb/research-data-technology/statistics-research/child-maltreatment.
 25. Covington, T and Collier A. (2018). *Child Maltreatment Fatality Reviews: Learning Together to Improve Systems that Protect Children and Prevent Maltreatment*. National Center for Fatality Review and Prevention. www.ncfrp.org
 26. Overview: Colorado Birth Certificates and Death Certificates, Vital Records. Retrieved from: drive.google.com/file/d/1GqFYL473YSJp-gwj9bE5arvNzoQg3O9K/view.
 27. Padilla, Y. (2016, April 18). What does "Latinx" mean? A look at the term that's challenging gender norms. Complex. Retrieved from www.complex.com/life/2016/04/latinx.
 28. Salinas Jr, C., & Lozano, A. (2019). Mapping and recontextualizing the evolution of the term Latinx: An environmental scanning in higher education. *Journal of Latinos and Education*, 18(4), 302-315.

-
29. Office of Health Equity, Colorado Department of Public Health and Environment, Health Inequities Fact Sheet 2019: Latinx Coloradans Fact Sheet. Retrieved from: drive.google.com/file/d/1z1b15A9hGaRxvx4XTTa9BiPnz5lwjvfr/view.
 30. U.S. Department of Health & Human Services, Administration for Children and Families, Administration on Children, Youth and Families, Children's Bureau. (2020). *Child Maltreatment 2018*. Available from www.acf.hhs.gov/cb/research-data-technology/statistics-research/child-maltreatment.
 31. Merritt, D. H. (2009). Child abuse potential: Correlates with child maltreatment rates and structural measures of neighborhoods. *Children and Youth Services Review, 31*(8), 927-934.
 32. Coulton, C. J., Korbin, J. E., & Su, M. (1999). Neighborhoods and child maltreatment: A multi-level study. *Child Abuse & Neglect, 23*(11), 1019-1040.
 33. Willmon-Haque, S., & BigFoot, S. D. (2008). Violence and the effects of trauma on American Indian and Alaska Native populations. *Journal of Emotional Abuse, 8*(1-2), 51-66.
 34. Evans-Campbell, T. (2008). Historical trauma in American Indian/Native Alaska communities: A multilevel framework for exploring impacts on individuals, families, and communities. *Journal of interpersonal violence, 23*(3), 316-338.
 35. DeBruyn, L., Chino, M., Serna, P., & Fullerton-Gleason, L. (2001). Child maltreatment in American Indian and Alaska Native communities: Integrating culture, history, and public health for intervention and prevention. *Child Maltreatment, 6*(2), 89-102.
 36. Brown, K. S., Kijakazi, K., Runes, C., & Turner, M. A. (2019). *Confronting Structural Racism in Research and Policy Analysis*. Urban Institute. Retrieved from www.urban.org/sites/default/files/publication/99852/confronting_structural_racism_in_research_and_policy_analysis_0.pdf.
 37. Bailey, Z. D., Krieger, N., Agénor, M., Graves, J., Linos, N., & Bassett, M. T. (2017). Structural racism and health inequities in the U.S.A.: evidence and interventions. *The Lancet, 389*(10077), 1453-1463.
 38. Hipp, J., & Yates, D. (2011). Ghettos, thresholds, and crime: Does poverty really have an accelerating increasing effect on crime?. *Criminology, 49*(4), 955-990.
 39. Lee, M. (2000). Concentrated poverty, race and homicide. *Sociological Quarterly, 41*, 189-206.
 40. Allard, S. (2009). *Out of reach: Place, poverty and the New American Welfare state*. New Haven, CT: Yale University Press.
 41. U.S. Census Bureau; American Community Survey, 2018 American Community Survey 1-Year Estimates, Poverty Status in the Past 12 Months, Table S1701. Retrieved from data.census.gov.
 42. Miller, M. G. (2008). *Racial disproportionality in Washington State's child welfare system*. Olympia, WA: Washington State Institute for Public Policy.
 43. Fluke, J., Harden, B. J., Jenkins, M., & Ruehrdanz, A. (2011). Research synthesis on child welfare: Disproportionality and disparities. *Disparities and Disproportionality in Child Welfare: Analysis of the Research, 1*. Retrieved from

casala.org/wp-content/uploads/2015/12/Disparities-and-Disproportionality-in-Child-Welfare_An-Analysis-of-the-Research-December-2011-1.pdf.

44. Sedlak, A. J., & Broadhurst, D. D. (1996). Executive summary of the third national incidence study of child abuse and neglect (NIS-3). *National Center on Child Abuse and Neglect (DHHS), Washington, DC.*
45. Sedlak, A., McPherson, K. S., Das, B., & Westat, Inc. (2010). *Supplementary analyses of race differences in child maltreatment rates in the NIS-4.* Westat, Incorporated.
46. Font, S. A., Berger, L. M., & Slack, K. S. (2012). Examining racial disproportionality in child protective services case decisions. *Children and Youth Services Review, 34*(11), 2188-2200.
47. Hill, R. B. (2004). *Institutional racism in child welfare.* *Race and Society, 7*(1), 17-33.
48. Johnson-Motoyama, M., Putnam-Hornstein, E., Dettlaff, A., Zhao, K., Finno-Velasquez, M., & Needell, B. (2014). Disparities in reported and substantiated infant maltreatment by maternal Hispanic origin and nativity: A birth cohort study. *Maternal and Child Health Journal.*
49. Drake, B., & Rank, M. (2009). The racial divide among American children in poverty: Reassessing the importance of neighborhood. *Children and Youth Services Review, 31,* 1264-1271.
50. Maguire-Jack, K., Lanier, P., Johnson-Motoyama, M., Welch, H., & Dineen, M. (2015). Geographic variation in racial disparities in child maltreatment: The influence of county poverty and population density. *Child Abuse & Neglect, 47,* 1-13.
51. Sedlak, A. J., Mettenburg, J., Basena, M., Peta, I., McPherson, K., & Greene, A. (2010). Fourth national incidence study of child abuse and neglect (NIS-4). Washington, DC: U.S. Department of Health and Human Services, 9, 2010.
52. Choo, E. K., Spiro, D. M., Lowe, R. A., Newgard, C. D., Hall, M. K., & McConnell, K. J. (2010). Rural-Urban Disparities in Child Abuse Management Resources in the Emergency Department. *The Journal of Rural Health, 26*(4), 361-365.
53. Congress, U. S. (1990). Office of Technology Assessment, Healthcare in rural America. OTA-H-434 (Washington, DC: U.S. Government Printing Office).
54. Walsh, W. A., & Mattingly, M. J. (2012). Understanding child abuse in rural and urban America: Risk factors and maltreatment substantiation.
55. Vernon-Feagans, L., Gallagher, K. C., & Kainz, K. (2010). The transition to school in rural America. *Handbook of research on schools, schooling, and human development,* 163-184.
56. Ha, Y., Collins, M. E., & Martino, D. (2015). Child care burden and the risk of child maltreatment among low-income working families. *Children and Youth Services Review, 59,* 19-27.
57. Centers for Disease Control and Prevention (2019). *Preventing Adverse Childhood Experiences: Leveraging the Best Available Evidence.* Atlanta, GA: National Center for Injury Prevention and Control, Centers for Disease Control and Prevention.
58. Buckingham, E. T., & Daniolos, P. (2013). Longitudinal outcomes for victims of child abuse. *Current Psychiatry Reports, 15*(2), 342.

-
59. Leeb, R. T., Lewis, T., & Zolotor, A. J. (2011). A review of physical and mental health consequences of child abuse and neglect and implications for practice. *American Journal of Lifestyle Medicine*, 5(5), 454-468.
 60. Sedlak, A. J., Mettenburg, J., Basena, M., Peta, I., McPherson, K., & Greene, A. (2010). Fourth national incidence study of child abuse and neglect (NIS-4). Washington, DC: U.S. Department of Health and Human Services, 9, 2010.
 61. Belsky, J. (1980). Child maltreatment: An ecological integration. *American psychologist*, 35(4), 320.
 62. Rodriguez, C. M., & Richardson, M. J. (2007). Stress and anger as contextual factors and pre-existing cognitive schemas: Predicting parental child maltreatment risk. *Child Maltreatment*, 12(4), 325-337.
 63. Cadzow, S. P., Armstrong, K. L., & Fraser, J. A. (1999). Stressed parents with infants: reassessing physical abuse risk factors. *Child abuse & neglect*, 23(9), 845-853.
 64. Margolin, G., & Gordis, E. B. (2003). Co-occurrence between marital aggression and parents' child abuse potential: The impact of cumulative stress. *Violence and victims*, 18(3), 243-258.
 65. Wilkins, N., Tsao, B., Hertz, M., Davis, R., Klevens, J. (2014). *Connecting the Dots: An Overview of the Links Among Multiple Forms of Violence*. Atlanta, GA: National Center for Injury Prevention and Control, Centers for Disease Control and Prevention Oakland, CA: Prevention Institute.
 66. Knickerbocker, L., Heyman, R. E., Smith Slep, A. M., Jouriles, E. N., & McDonald, R. (2007). Co-occurrence of child and partner maltreatment. *European Psychologist*, 12(1), 36-44.
 67. American Psychological Association. Presidential Task Force on Violence and the Family. (1996). *Violence and the family: Report of the American Psychological Association presidential task force on violence and the family*. American Psychological Association.