

Status of the Waste Tire Program in Colorado

2021 Waste Tire Report	By the numbers	Illegal Waste Tire Cleanup Grants	Waste tire inspection grants	End User Rebates	Waste Tire Market Development Grants
------------------------	----------------	-----------------------------------	------------------------------	------------------	--------------------------------------

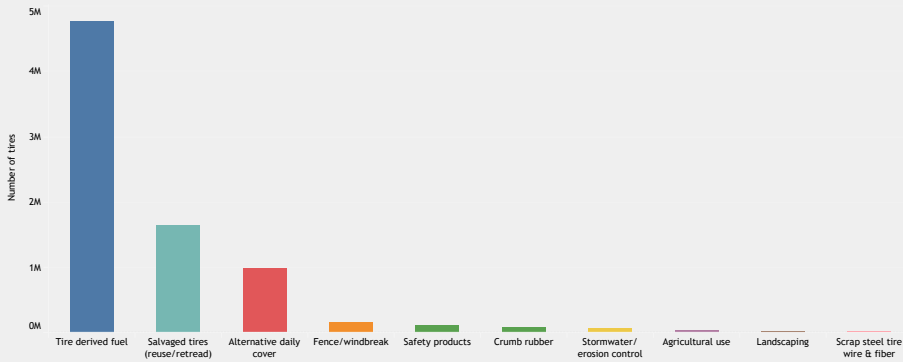
Executive summary

Calendar year 2021 marks the 18th year the department has compiled data related to waste tire recycling, waste tire funds, and the status of Colorado's Waste Tire Program.

Waste tire collection facilities, waste tire monofills, waste tire haulers, mobile waste tire processors, and end users of tire derived products submit annual reporting forms to the department. The department also collects report information from new tire fee return forms, registration forms, and waste tire inspection, grants, rebates, and waste tire cleanup data. For mathematical uniformity and to allow comparison of tire data that is reported in tons, the department uses a nationally recognized standard to convert tons into passenger tire equivalents (PTE's). This report uses the U.S. Tire Manufacturers Association's nationally recognized standard of 22.5 pounds per passenger tire equivalent (PTE) conversion, which is the appropriate average weight of a passenger automotive and truck tires.[1]

[1] In May 2021, the Environmental Advisory Council of the Tire Industry Association updated the average waste tire passenger and light truck weight to 25 pounds. The department continues to use the 22.5 PTE to compare to previous years.

Top 10 recycled waste tire direct use and end use



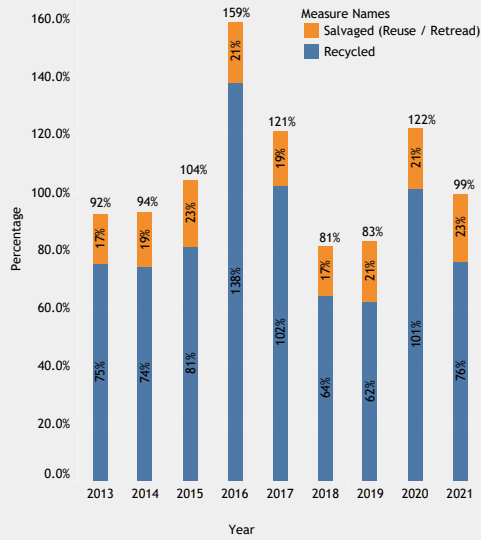
Top 10 recycled waste tire direct use and end use

Status of the Waste Tire Program in Colorado

2021 Waste Tire Report	By the numbers	Illegal Waste Tire Cleanup Grants	Waste tire inspection grants	End User Rebates	Waste Tire Market Development Grants
------------------------	-----------------------	-----------------------------------	------------------------------	------------------	--------------------------------------

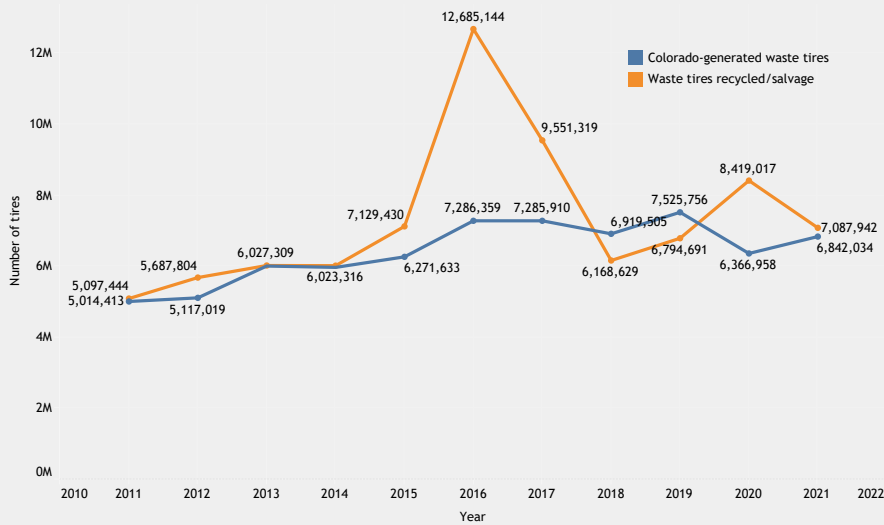
By the numbers

Figure 1: Percent of waste tires recycled and salvaged



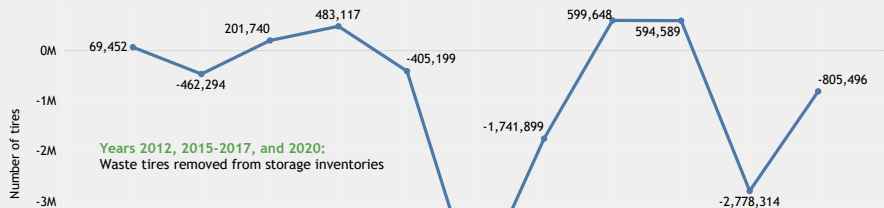
Waste tires generated in CO and from out of state.

Figure 2: Waste tires recycled/salvaged vs. Colorado-generated waste tires



7,125,272 newly generated waste tires in Colorado and imported from surrounding states.
 Generation rate CO waste tire/person/yr: 1.18; increased from 2020 by 7%.
 Waste tires received from 9 neighboring states: 283,238 (WY highest).
 Colorado generated-waste tires into three other states: 85,752 (UT highest).

Figure 3: Change in storage inventories



Status of the Waste Tire Program in Colorado

2021 Waste Tire Report	By the numbers	Illegal Waste Tire Cleanup Grants	Waste tire inspection grants	End User Rebates	Waste Tire Market Development Grants
------------------------	----------------	--	------------------------------	------------------	--------------------------------------

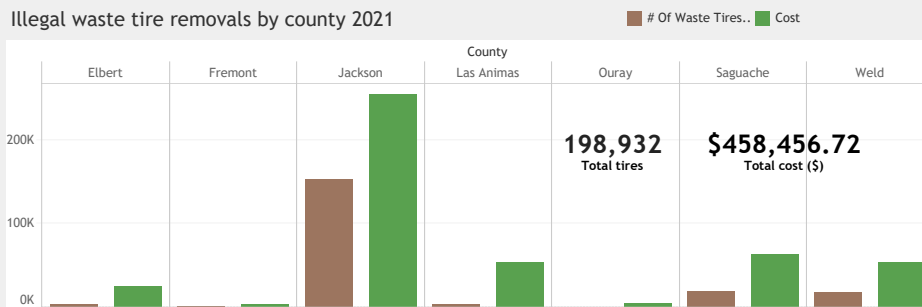
Illegal waste tire cleanup grants

Table 1: Abatement list ranking

Rank	Number of waste tires removed 2021	Number of sites
HIGH	0	0
MEDIUM	169,231	8
LOW	29,701	12

The department helped remove an estimated 198,932 waste tires across seven counties.

Illegal waste tire removals by county 2021

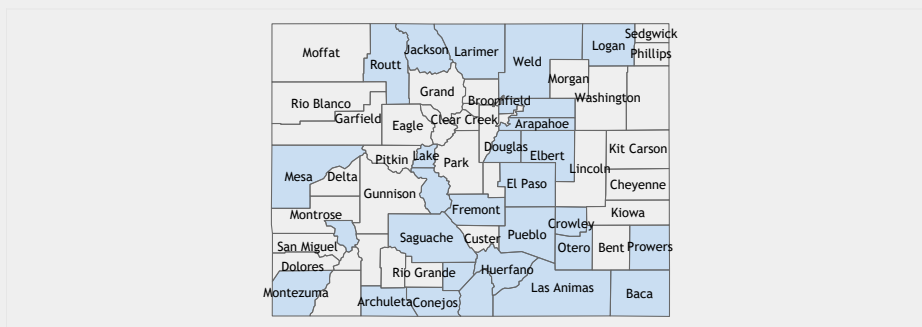


Of Waste Tires Removed and Cost for each County. Color shows details about # Of Waste Tires Removed and Cost. The view is filtered on County, which excludes Null.

Table 2: 2021 collection event details

Collection Event Location	County	Date	Final Cost	Number of tires collected
Manzanola Landfill	Otero	10/9/2021	\$4,000.00	904
Ordway	Crowley	9/25/2021	\$3,690.00	885
Parachute	Garfield	6/5/2021	\$996.00	249
Ridgway	Ouray	10/9/2021	\$4,750.00	1,000
Saguache County	Saguache	4/24/2021	\$4,995.00	1,217
Silt	Garfield	10/24/2021	\$408.00	102
Swink (Eastern Otero County)	Otero	8/28/2021	\$4,000.00	1,000

Illegal waste tire removals by county, 2010 to 2021

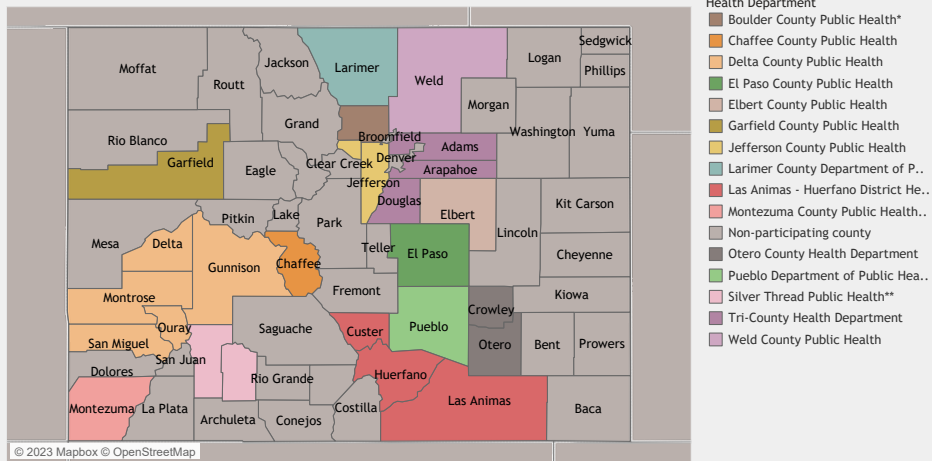


Status of the Waste Tire Program in Colorado

2021 Waste Tire R..	By the numbers	Illegal Waste Tire Cleanup Grants	Waste tire inspection grants	End User Rebates	Waste Tire Market Development Grants	Fees and registrants
---------------------	----------------	-----------------------------------	-------------------------------------	------------------	--------------------------------------	----------------------

Waste tire inspection grants

Inspection grants map



*Boulder County Public Health's contract started July 1, 2021.

**Silver Thread Public Health moved to a limited Purchase Order for state fiscal year 2021. The contract ended June 30, 2021.

15 local health agencies participated in the Waste Tire Inspection grant program in 2021 (local governments conducted waste tire inspections on behalf of the department).

The Waste Tire Program conducted 518 inspections and 147 technical assistance visits in 2021. Waste tire generators (e.g., retail tire shops) represented the majority of inspections/visits.

The Waste Tire Program spent \$92,674.04 on Waste Tire Inspection Grants for CY 2021

Status of the Waste Tire Program in Colorado

By the numbers	Illegal Waste Tire Cleanup Grants	Waste tire inspection grants	End User Rebates	Waste Tire Market Development Grants	Fees and registrants	
----------------	-----------------------------------	------------------------------	-------------------------	--------------------------------------	----------------------	--

End User Rebates

Tier	Tons	Rate	Amount
1	25,524	\$50.00	\$1,276,183.10
2	289	\$25.00	\$7,221.00
3	10,297	\$12.50	\$128,717.02
Waste Tire Hauler	793	\$12.50	\$9,915.01
Totals	36,903		\$1,422,036.13

Tier 1 Tire-Derived Fuel; Crumb Rubber
Tier 2 Molded Products, Rubber Mulch
Tier 3 Waste Tire Bales, Alternate Daily Cover, Civil Engineering
Waste Tire Hauler Registered Waste Tire Hauler and End User that hauls waste tires from a rural county

Status of the Waste Tire Program in Colorado

Illegal Waste Tire
Cleanup Grants

Waste tire inspection
grants

End User Rebates

Waste Tire Market
Development Grants

Fees and registrants

Waste Tire Market Development Grants

Awarded:

Name	Award date	Award amount	End date
Pretred, Inc.	12/16/2021	\$74,776.00	11/15/2022
Rubberosion	7/1/2021	\$81,700.00	6/30/2022
Speedway Enterprises, LLC	12/17/2021	\$71,958.00	6/30/2022

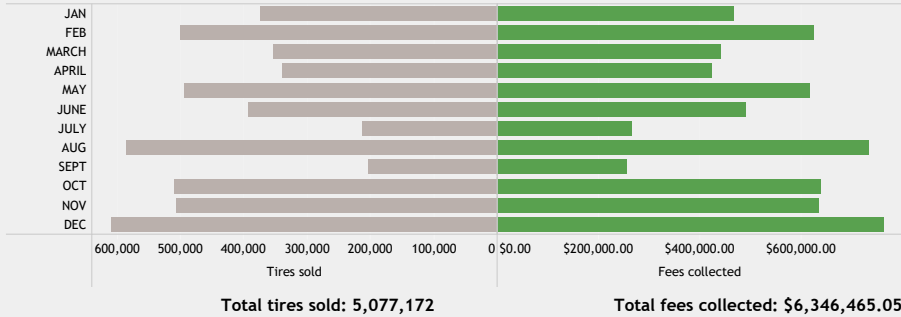
Three grants awarded, but all ended in 2022.
No funds spent in 2021.

Status of the Waste Tire Program in Colorado

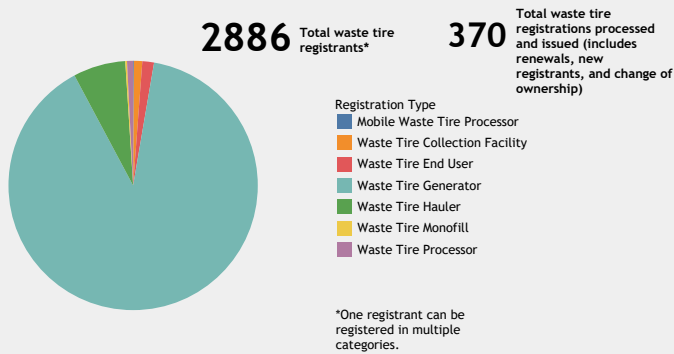
Illegal Waste Tire Cleanup Grants	Waste tire inspection grants	End User Rebates	Waste Tire Market Development Grants	Fees and registrants	
-----------------------------------	------------------------------	------------------	--------------------------------------	-----------------------------	--

Fees and registrants

Tires sold and fees collected per month



Waste tire registrants by type



Inspections conducted by waste tire program staff: 141
 *Includes routine, follow-up, and complaint inspections and compliance assistance visits.

Status of the Waste Tire Program in Colorado

Illegal Waste Tire Cleanup Grants	Waste tire inspection grants	End User Rebates	Waste Tire Market Development Grants	Fees and registrants	
-----------------------------------	------------------------------	------------------	--------------------------------------	----------------------	--

Collection Event Location	County	Date	Final Cost	Number of tires collected
Manzanola Landfill	Otero	10/9/2021	\$4,000.00	904
Ordway	Crowley	9/25/2021	\$3,690.00	885
Parachute	Garfield	6/5/2021	\$996.00	249
Ridgway	Ouray	10/9/2021	\$4,750.00	1,000
Saguache County	Saguache	4/24/2021	\$4,995.00	1,217
Silt	Garfield	10/24/2021	\$408.00	102
Swink (Eastern Otero County)	Otero	8/28/2021	\$4,000.00	1,000