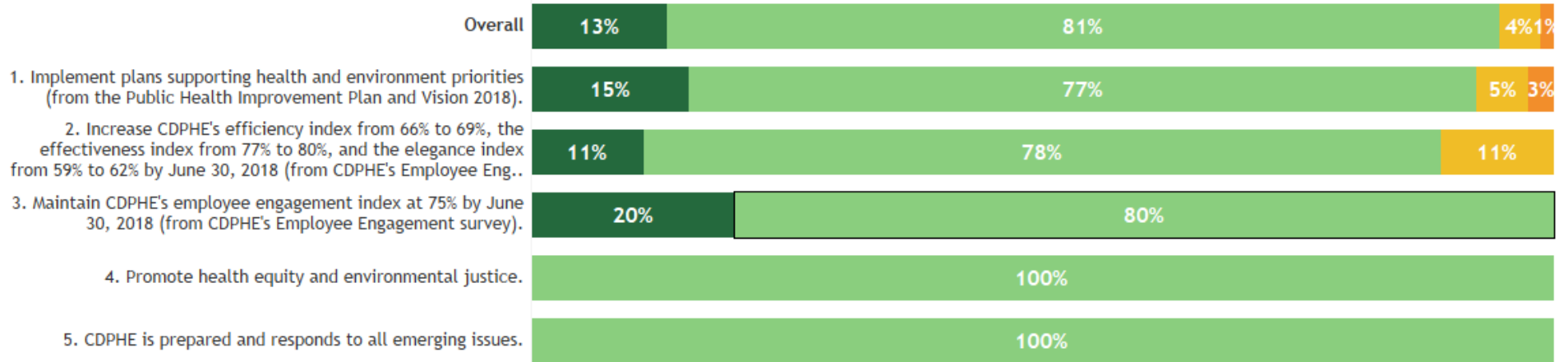




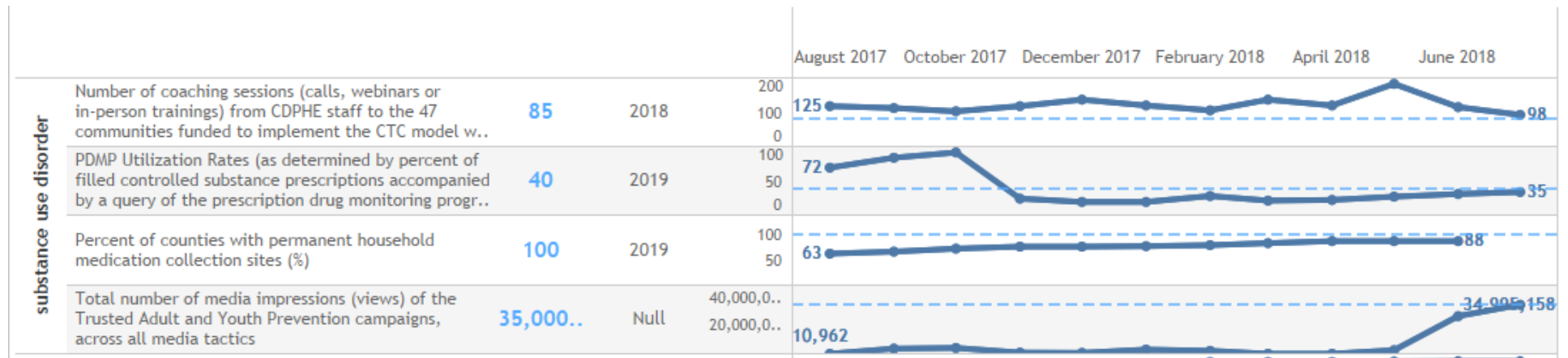
FY2018 Strategic Plan Annual Report

The Department of Public Health and Environment has identified several strategic policy initiatives for FY 2015-16 and beyond. For this performance evaluation, the Department has updated progress on the initiatives identified in the FY2018 Performance Plan that capture the Department’s strategic and operational priorities, and reflect the overall direction as identified by Department leadership. The updates reflect data as of October 1, 2018. Additional detail for these, and other, strategic policy initiatives is available in the Department’s Performance Plan, which may be accessed [here](#).

as of August 2018, % of activities **achieved** | **on track** | **on track with challenges** | **off track** | **no data**

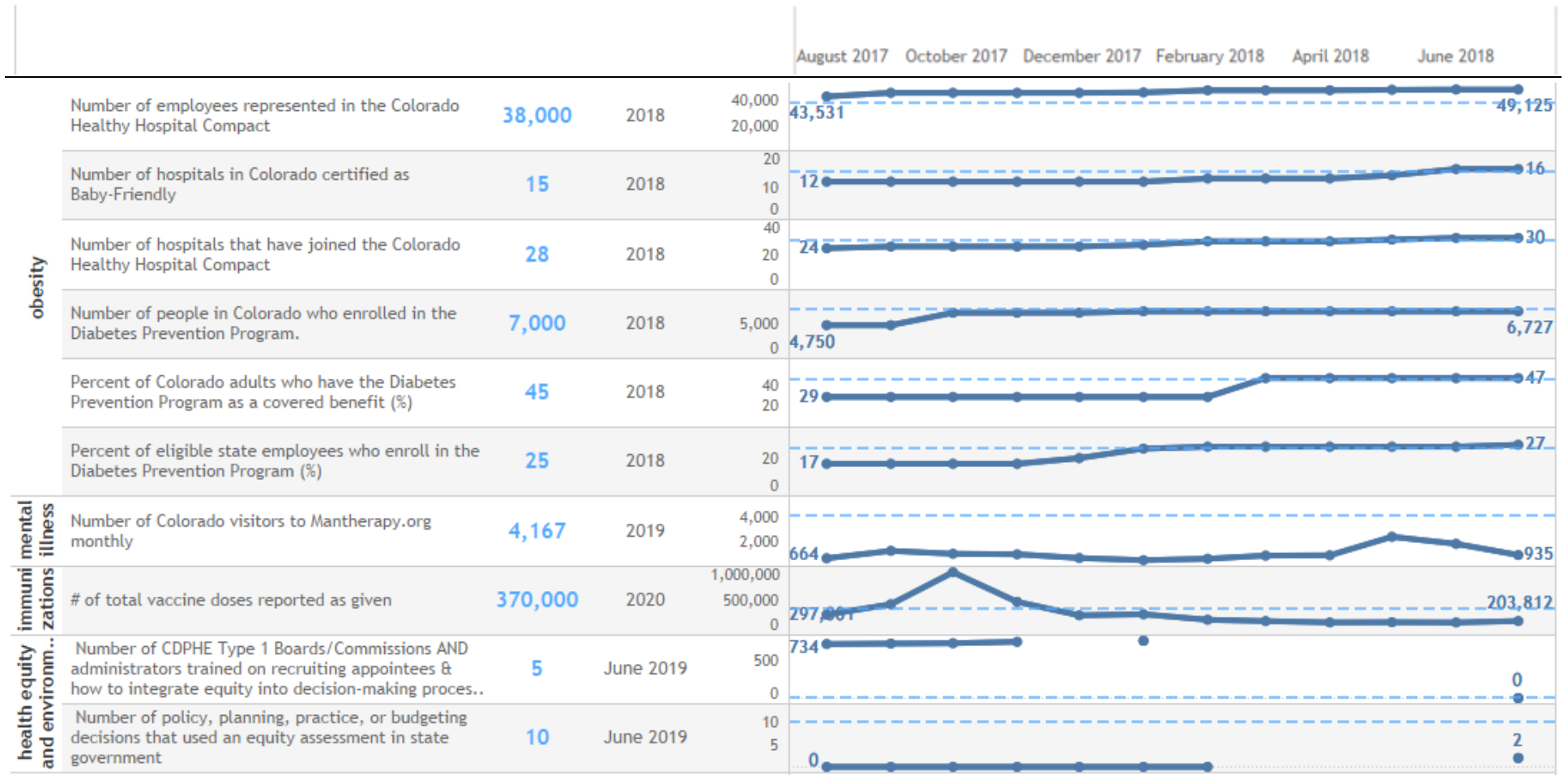


Goal 1 lead measures - health

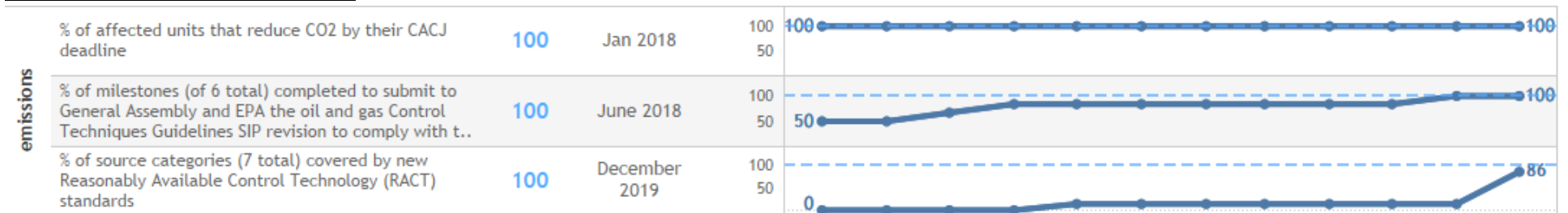




FY2018 Strategic Plan Annual Report

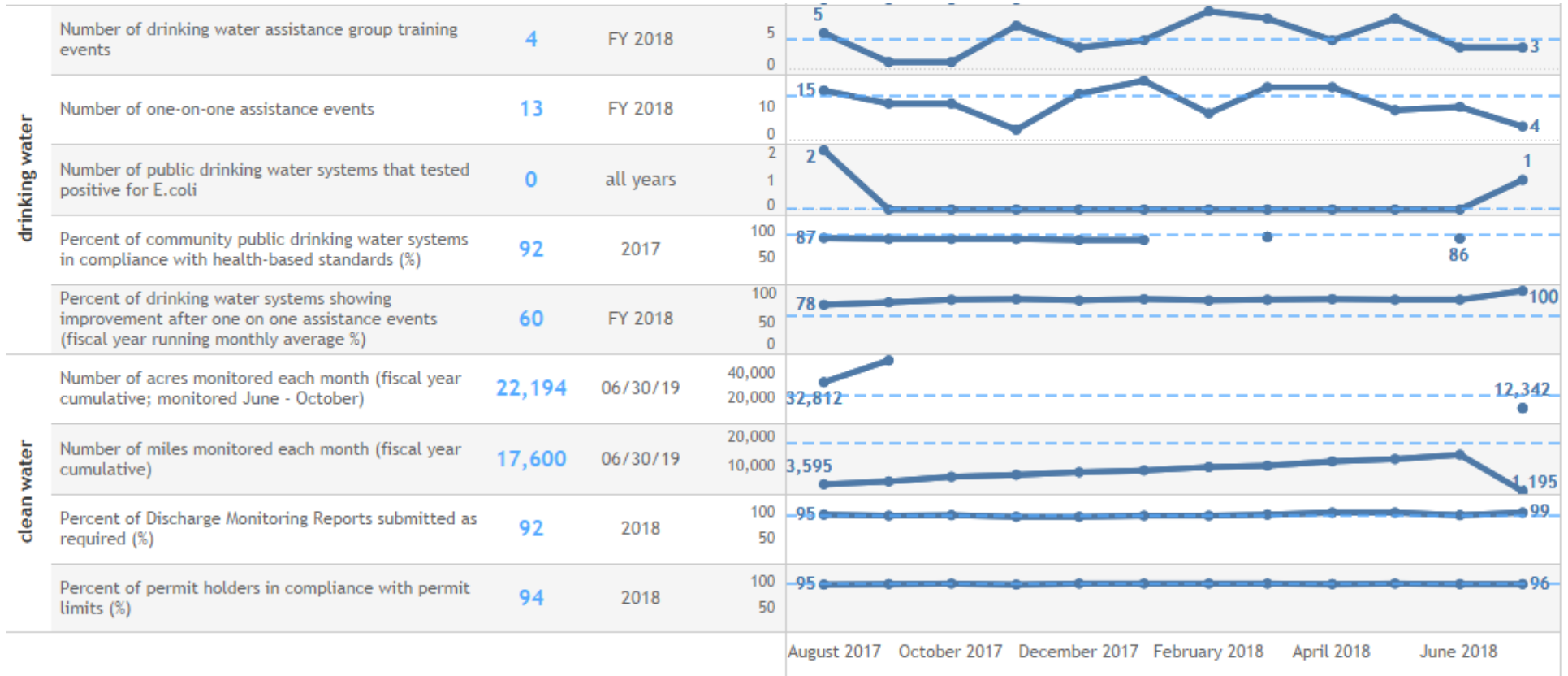


Goal 1 lead measures - environment





FY2018 Strategic Plan Annual Report



Outcome measures

Topic	Metric	Baseline	Baseline Date	Target	Target Date	2013	2014	2015	2016	2017	2018
substance use disorder	Percent of HS students who used marijuana one or more times during the past 30 days, HKCS (%)	19.7	2013	19.7	2017	19.7		21.2		19.4	
	[used 2014-2016] Self-reported, non-medical opioid (prescription drug) use (%)	5.1	2012-2013	3.5	2018		4.9				
	Prescription opioid death rate per 100,000 Colorado residents	5.4	2013	5.4	Null		6.1	5.8	5.3	6.5	
Mental illness	Suicide rate per 100,000 people	18.5	2013	17.6	2018	18.5	19.4	19.5	20.9	20.2	
obesity	Percent of adults (aged 18+ years) who are obese (BMI greater than or equal to 30) (%)	21.3	2013	21.3	2018		21.3	20.2	22.3	22.6	



FY2018 Strategic Plan Annual Report

Topic	Metric	Baseline	Baseline Date	Target	Target Date	2013	2014	2015	2016	2017	2018
immunizati..	Percent of kindergartners exempted for 1+ vaccines (%)	5.4	2014-2017	2.9	2020			5.4	4.3	3.6	4.7
	Percent of kindergartners vaccinated for DTaP (%)	84.3	2014-2015	95	2020			84.3	86.6	86.8	88.7
	Percent of kindergartners vaccinated for MMR (%)	86.9	2014-2016	95	2020			86.9	87.1	87.3	88.8
emissions	Annual NOx emissions (tons) from coal-fired power plants (Total EGUs with 2018 or earlier compliance deadlines)	43,763	2014	24,600	2018		43,763.0	41,897.0	38,865.0	36,336.0	
	Annual volatile organic compound emissions (tons) in the ozone nonattainment area to comply with the existing federal ozone standard	187,000	2011	158,950	2018		173,762.0				
	CO2 emissions after implementation of Clean Air Clean Jobs (CACJ) obligations: Total emissions from PSCO Cherokee Unit 3 and 4 shutdown/fuel switch (tpy)	4,280,000	2015	1,250,000	2018			3,395,000.0	3,395,000.0	2,195,000.0	
clean water	Percent of total acres of lakes/reservoirs meeting quality standards (%)	30.1	6/2015	42.1	2020			30.1	33.1		
	Percent of total miles of rivers and streams meeting quality standards (%)	51.6	6/2015	60.0	2020			51.6	59.0		
drinking water	Number of waterborne disease outbreaks at public drinking water systems	1	2008	0	2019			0.0	0.0	0.0	
	Percent of population served by community public drinking water systems that meets all health based standards (%)	97	2009-2015 average	98	2017				96.0		
Emerging issues	Health Security Surveillance Score (measured by the National Health Security Preparedness Index)	6.6	2013	7.9	2018	6.6	6.8	6.9	7.1	7.3	
	Percent of PHEP (Public Health Emergency Preparedness) and HPP (Hospital Preparedness Program) grant deliverables that are met by LPHAs and Health Care Coalitions (%)	0%	2017	100	June 2018			0.0	0.0	0.3	90.6
	Percent of total lab reporting that is done via Electronic Lab Reporting (%) - CDC method	77	2013	92	2020			83.0	84.0	77.0	
quality improvement	Effectiveness Index (from CDPHE EE survey)	Null	Null	80	6/30..	75.0		73.0	77.0	75.0	
	Efficiency Index (from CDPHE EE survey)	Null	Null	69	6/30..	66.0		63.0	66.0	67.0	
	Elegance Index (from CDPHE EE survey)	Null	Null	62	6/30..	62.0		62.0	59.0	62.0	
	Employee Engagement Index (from CDPHE EE survey)	Null	Null	75	6/30..	72.0		72.0	75.0	78.0	



COLORADO
Department of Public
Health & Environment

FY2018 Strategic Plan Annual Report