


Schedule 13


Funding Request for the FY 2017-18 Budget Cycle

Department of Health Care Policy and Financing

Request Title

BA-09 Pueblo Regional Center Corrective Action Plan

Dept. Approval By: Josh Block  1/5/17 Supplemental FY 2016-17

OSPB Approval By:  12/29/16 X Budget Amendment FY 2017-18

Summary Information	Fund	FY 2016-17		FY 2017-18		FY 2018-19
		Initial Appropriation	Supplemental Request	Base Request	Budget Amendment	Continuation Request
Total		\$70,913,628	\$0	\$72,198,083	\$543,379	\$456,992
FTE		35.5	0.0	35.5	1.8	2.0
Total of All Line Items Impacted by Change Request	GF	\$30,586,322	\$0	\$31,321,948	\$271,690	\$228,496
	CF	\$4,160,064	\$0	\$3,904,590	\$0	\$0
	RF	\$1,023,308	\$0	\$1,028,186	\$0	\$0
	FF	\$35,143,932	\$0	\$35,941,339	\$271,689	\$228,496

Line Item Information	Fund	FY 2016-17		FY 2017-18		FY 2018-19
		Initial Appropriation	Supplemental Request	Base Request	Budget Amendment	Continuation Request
Total		\$3,434,070	\$0	\$3,673,458	\$15,854	\$15,854
FTE		0.0	0.0	0.0	0.0	0.0
01. Executive Director's Office, (A) General Administration - Health, Life, and Dental	GF	\$1,230,952	\$0	\$1,316,506	\$7,927	\$7,927
	CF	\$337,577	\$0	\$349,778	\$0	\$0
	RF	\$104,755	\$0	\$104,835	\$0	\$0
	FF	\$1,760,786	\$0	\$1,902,539	\$7,927	\$7,927
Total		\$55,072	\$0	\$57,991	\$234	\$254
FTE		0.0	0.0	0.0	0.0	0.0
01. Executive Director's Office, (A) General Administration - Short-term Disability	GF	\$20,569	\$0	\$21,560	\$117	\$127
	CF	\$4,588	\$0	\$4,796	\$0	\$0
	RF	\$1,393	\$0	\$1,365	\$0	\$0
	FF	\$28,522	\$0	\$30,270	\$117	\$127

	Total	\$1,434,489	\$0	\$1,613,687	\$6,144	\$6,702
01. Executive Director's Office, (A) General Administration - Amortization	FTE	0.0	0.0	0.0	0.0	0.0
Equalization	GF	\$535,695	\$0	\$600,009	\$3,072	\$3,351
Disbursement	CF	\$119,586	\$0	\$133,459	\$0	\$0
	RF	\$36,269	\$0	\$37,816	\$0	\$0
	FF	\$742,939	\$0	\$842,403	\$3,072	\$3,351

	Total	\$1,419,546	\$0	\$1,613,662	\$6,144	\$6,702
01. Executive Director's Office, (A) General Administration - Supplemental Amortization	FTE	0.0	0.0	0.0	0.0	0.0
Equalization	GF	\$530,115	\$0	\$600,009	\$3,072	\$3,351
Disbursement	CF	\$118,340	\$0	\$133,459	\$0	\$0
	RF	\$35,891	\$0	\$37,791	\$0	\$0
	FF	\$735,200	\$0	\$842,403	\$3,072	\$3,351

	Total	\$7,200,237	\$0	\$7,755,477	\$267,864	\$267,864
01. Executive Director's Office, (A) General Administration - General Professional Services and Special Projects	FTE	0.0	0.0	0.0	0.0	0.0
	GF	\$2,047,261	\$0	\$2,512,381	\$133,932	\$133,932
	CF	\$1,527,500	\$0	\$1,227,500	\$0	\$0
	RF	\$0	\$0	\$0	\$0	\$0
	FF	\$3,625,476	\$0	\$4,015,596	\$133,932	\$133,932

	Total	\$3,063,982	\$0	\$3,096,155	\$137,113	\$149,590
04. Office of Community Living, (A) Division of Intellectual and Developmental Disabilities, (1) Administrative Costs - Personal Services	FTE	35.5	0.0	35.5	1.8	2.0
	GF	\$1,431,598	\$0	\$1,439,296	\$68,557	\$74,795
	CF	\$182,080	\$0	\$187,556	\$0	\$0
	RF	\$75,000	\$0	\$76,579	\$0	\$0
	FF	\$1,375,304	\$0	\$1,392,724	\$68,556	\$74,795

	Total	\$1,070,539	\$0	\$1,065,836	\$10,026	\$10,026
04. Office of Community Living, (A) Division of Intellectual and Developmental Disabilities, (1) Administrative Costs - Operating Expenses	FTE	0.0	0.0	0.0	0.0	0.0
	GF	\$144,899	\$0	\$144,899	\$5,013	\$5,013
	CF	\$4,251	\$0	\$1,900	\$0	\$0
	RF	\$770,000	\$0	\$770,000	\$0	\$0
	FF	\$151,389	\$0	\$149,037	\$5,013	\$5,013

	Total	\$53,235,891	\$0	\$53,319,797	\$100,000	\$0
07. Department of Human Services	FTE	0.0	0.0	0.0	0.0	0.0
Medicaid-Funded Programs, (H) Services for People with Disabilities - Medicaid Funding - Regional Centers	GF	\$24,645,233	\$0	\$24,687,288	\$50,000	\$0
	CF	\$1,866,142	\$0	\$1,866,142	\$0	\$0
	RF	\$0	\$0	\$0	\$0	\$0
	FF	\$26,724,316	\$0	\$26,766,367	\$50,000	\$0

CF Lettermote Text Revision Required?	Yes	<input type="checkbox"/>	No	<input checked="" type="checkbox"/>	If Yes, see attached fund source detail for Schedule 11 or 12.
RF Lettermote Text Revision Required?	Yes	<input type="checkbox"/>	No	<input checked="" type="checkbox"/>	
FF Lettermote Text Revision Required?	Yes	<input type="checkbox"/>	No	<input checked="" type="checkbox"/>	
Requires Legislation?	Yes	<input type="checkbox"/>	No	<input checked="" type="checkbox"/>	
Type of Request?	Department of Health Care Policy and Financing Prioritized Request				
Interagency Approval or Related Schedule 13s:	Department of Human Services				



Cost and FTE

- The Department requests \$543,379 total funds including \$271,690 General Fund for contracted services and 1.8 FTE in FY 2017-18 and \$456,992 total funds including \$228,496 General Fund for contracted services and 2.0 FTE in FY 2018-19 ongoing.

Current Program

- The Home and Community Based Services – Adult Comprehensive (HCBS-DD) Waiver provides services and supports to individuals with intellectual and developmental disabilities in order to allow them to continue to live in the community.
- Regional Centers provide 24-hour residential services, medical care, and behavioral services to adults who have complex and severe medical and behavioral needs, including adults on the HCBS-DD Waiver. Pueblo Regional Center (PRC) can serve up to 88 individuals with developmental disabilities until individuals are able and ready to transition to a less restrictive setting in the community.
- The services authorized by the waiver affords individuals with intellectual and developmental disabilities the opportunity to live in their own home and community rather than in institutions such as Skilled Nursing Facilities or Intermediate Care Facilities.

Problem or Opportunity

- The Centers for Medicare and Medicaid Services (CMS) issued a Corrective Action to the Department on August 17, 2016 and requires that the Department come into compliance with the Corrective Action Plan (CAP) within a twelve month period. The CAP includes the Department's responses to 15 objectives that were developed after CMS visited PRC. The 15 objectives include topics such as response to critical events, oversight responsibility, safeguards concerning restraints and restrictive interventions, and waiver administration and operations.
- The goal of the CAP is to compare the observed operation of the waiver to how the waiver should be operating, based on statutory and regulatory requirements.
- In order for the Department to come into compliance with the CAP, the Department must obtain funding, procure contractors, and have contractors in the field no later than August 16, 2017.
- The Department does not have the resources to procure the necessary contractors and come into compliance with the CAP under its current FY 2017-18 appropriation.

Consequences of Problem

- CMS has alerted the Department that they will impose a period of disallowance for Federal Financial Participation (FFP) from November 2014 through November 2015. Without successful completion of the CAP, the Department risks additional Medicaid funding disallowances for the HCBS-DD waiver and risks losing federal Medicaid matching funds in 2019 when the waiver renews.

Proposed Solution

- The Department requests funding to hire four contractors to assist with the implementation of the CAP, including a state-wide review of the HCBS-DD waiver, an independent monitor of the PRC, an internal review and data collection contractor, and a management support contractor for PRC.
- The Department also requests funding for two permanent FTE to oversee the four contractors, the execution of the CAP, and the continued monitoring of waiver compliance at Regional Centers.



COLORADO
 Department of Health Care
 Policy & Financing

FY 2016-17 and FY 2017-18 Funding Request | January 3, 2017

John W. Hickenlooper
 Governor

Susan E. Birch
 Executive Director

Department Priority: BA-9

Request Detail: Pueblo Regional Center Corrective Action Plan

Summary of Incremental Funding Change for FY 2016-17	Total Funds	General Fund
Pueblo Regional Center Corrective Action Plan	\$0	\$0

Summary of Incremental Funding Change for FY 2017-18	Total Funds	General Fund
Pueblo Regional Center Corrective Action Plan	\$543,379	\$271,690

Problem or Opportunity:

The Centers for Medicare & Medicaid Services’ (CMS) issued a Corrective Action to the Department on August 17, 2016 based on a CMS site visit to Pueblo Regional Center (PRC) in April 2015. The Corrective Action requires the Department to conduct a state-wide review of the Department’s oversight of the Home and Community Based Settings – Adult Comprehensive Waiver (HCBS-DD), to procure an independent monitor responsible for ensuring the PRC is taking the necessary actions to protect the health and welfare of individuals residing at the center and contract with a management support contractor to support staff at PRC. The Department submitted a Corrective Action Plan (CAP) to CMS on September 26, 2016 and is requesting funding to allow for the completion of the tasks required by CMS and outlined in the CAP. Under the current appropriation, the Department has funding available for some of the required actions but not all of the actions necessary to successfully complete the CAP.

The Corrective Action issued by CMS outlined the ways in which waiver operation was out of compliance and failed to ensure the health, safety, and welfare of members receiving services at the facility. CMS cited deficiencies in the Department’s compliance with waiver requirements for critical incidents including reporting, monitoring and investigation. Additionally CMS cited how the Department failed to identify and correct the administrative deficiencies of Colorado Bluesky, the Community Centered Board in the region. These actions are meant to improve business processes and bring the Department into compliance with the rules and regulations of the HCBS-DD waiver as well as ensure the safety and welfare of members receiving services at PRC. If the Department does not successfully execute the CAP, CMS could extend the period of disallowance for Federal Financial Participation (FFP).

The Corrective Action from CMS outlined seven required elements to be included in the Department’s CAP. The Department has secured funding for some of the required elements and is requesting funding for the remaining required elements. In addition, some of the required tasks have been completed and some are in progress. The table below lists the required elements and status.

Table 1 Required Elements of the Corrective Action and Each Element’s Status	
Required Element	Status
1. Address the findings specific to PRC and the systemic issues of non-compliance with the waiver	Complete; no additional funds needed
2. Procure an independent monitor of PRC that will report to HCPF and CMS that PRC is taking the necessary actions to protect the health and welfare of individuals residing at PRC and bring PRC into compliance with the approved waiver a. The state must secure PRC management support by utilizing independent consultation from an expert in providing services and supports to people with high needs	Independent monitor – FY 2016-17 funding absorbed within existing resources, requesting funding for FY 2017-18 and FY 2018-19 Management Support – FY 2016-17 funding could be absorbed within existing resources if CMS requires immediate action, requesting funding for FY 2017-18.
3. Effectively separate Quality Assurance from PRC and CDHS to eliminate the risk of conflict of interest when an entity oversees itself.	Complete; no additional funds needed
4. Provide complete incident and investigation reports to the applicable Human Rights Committee, case management agency and guardians(s).	Complete; no additional funds needed
5. Create a PRC staffing plan which addresses staff turnover, staff working double shifts, staff supervision and training.	In progress; no additional funds needed
6. Conduct a thorough review of the waiver statewide to determine if similar issues are occurring elsewhere and developing a plan to address and remediate any state findings prior to the renewal of the waiver.	Requesting funding
7. Provide a plan to implement the Regional Center Task Force Report with milestones and timelines.	In progress; funding requested through the Department’s FY 2017-18 R-10 “Regional Center Task Force Recommendation Implementation” change request.

CMS has alerted the Department that the current period of disallowance will be November 2014 through November 2015. However, CMS has not issued a formal disallowance to the Department and there are several opportunities for the Department to appeal or ask for reconsideration if and when a formal disallowance is issued. There is no way to predict the timeline of when the issuing might occur or exactly when the funds would need to be repaid. Therefore, the Department is not requesting funds at this time in anticipation of a formal disallowance. Instead, if and when a formal disallowance is issued, the Department will address the necessary funds through the budget process.

Proposed Solution:

The Department requests \$543,379 total funds including \$271,690 General Fund for contracted services and 1.8 FTE in FY 2017-18 and \$456,992 total funds including \$228,496 General Fund for contracted services and 2.0 FTE in FY 2018-19 and ongoing. The requested funding would be used to hire an independent contractor to complete a state-wide review of the Department's oversight of the HCBS-DD Waiver, an independent monitor of the PRC, an internal review and data collection contractor to support the independent monitor, a management support contractor, and two permanent FTE to oversee the state-wide review and monitoring of PRC.

The following description of work for the four contractors and two FTE was developed in line with the CAP submitted by the Department in September 2016 based off the findings, objectives, and compliance directions from CMS's "On-Site Review of Colorado Pueblo Regional Center" report. Since CMS is able to make comments or further requirements in response to the CAP, the work descriptions for the contractors must be flexible in order to accommodate any additional direction from CMS. This is the Department's estimate for the necessary resources to execute the CAP and ensure the health and safety of its most vulnerable population. Should CMS require additional work not included in this request, the Department would utilize the budget process to request necessary funding.

State-wide Review of Home and Community Based Services Adult Comprehensive Waiver (HCBS-DD)

The Department requests funding for a contractor to conduct a state-wide review of the HCBS-DD waiver that would focus on regulations, businesses processes, and compliance. The review would include analysis of the waiver's regulations and guidelines that the Department has committed to through the HCBS-DD waiver. Evaluations of the Department's performance would involve conceptual measures as well as concrete measures. The review and subsequent changes to the waiver must be completed prior to the July 1, 2019 renewal date for the HCBS-DD Waiver, per the compliance directions in CMS's "Onsite Review of Colorado Pueblo Regional Center" report.

As described in HB 15-1318: "Consolidate Intellectual and Developmental Disabilities Waivers" the Department is working toward a consolidated HCBS waivers for adults with intellectual and developmental disabilities. The Department assumes that the existing waivers, including the HCBS-DD waiver will continue through June 30, 2019. The required statewide review of the HCBS-DD waiver, as directed by CMS in its "Onsite Review of Colorado Pueblo Regional Center" report, has a narrow scope and is on an expedited timeline and therefore the work cannot be absorbed into waiver consolidation activities.

Activities the state-wide analysis of the HCBS-DD Waiver would need to accomplish include to:

- Review and compare the application of waiver regulations regarding participant safeguards.
- Perform a state-wide analysis to assess compliance with critical incident reporting, participant training and education, and review of and response to critical incidents or events.
- Conduct on-site visits, interviews, and desk reviews of Community Centered Boards (CCBs) and service provider agencies.
- Conduct interviews and desk reviews to evaluate Department's operation of the HCBS-DD waiver, Department oversight of Targeted Case Management (TCM) and Quality Improvement Strategy (QIS), and the oversight responsibilities of the Colorado Department of Public Health and Environment (CDPHE).
- Complete monthly status reports to the Department and compile a report identifying any and all gaps between the waiver requirements and practices.

Independent Monitor

The Department also seeks funding to procure an independent monitor for PRC, per CMS's direction. This independent monitor would be responsible for bringing PRC into compliance with HCBS-DD rules and procedures which include ensuring the health, safety, and welfare of its residents. The Department anticipates this work would begin in FY 2016-17 using current departmental resources. However, the Department does not have enough funding in the FY 2017-18 budget to absorb the work and requests those funds through this request.

Activities the independent monitor would need to accomplish include to:

- Direct and coordinate with the internal review and data collection contractor to complete a review of the Colorado Department of Human Services Pueblo Regional Center (CDHS-PRC) operations.
- Analyze and validate data provided by the internal review and data collection contractor to determine the efficacy of the CDHS-PRC implementation of the CAP.
- Identify and prioritize the existing and potential risks for non-compliance through a Failure Modes and Effects Analysis (FMEA).
- Identify the infrastructure, policies, and procedures that may not support best practices for assuring the health, safety, and welfare of individuals receiving services at CDHS-PRC.
- Develop a detailed Compliance Report which shall summarize the contractor's findings including areas where the monitor deems that implementation of the CAP is complete and sufficient.
 - Where implementation is either incomplete or insufficient, the Contractor shall make concrete recommendations for further implementation and mitigation activities

Internal Review and Data Collection Contractor

As part of the independent monitoring activities the Department requests funding to procure an internal review and data collection contractor to support the CMS required independent monitor of the PRC. This individual would gather information, conduct review, and provide analysis at the direction of the independent monitor. This contract would be primarily responsible for collecting data and information at PRC in order to provide information to the independent monitor.

Activities the internal review and data collection contractor would need to accomplish include to:

- Coordinate with the independent monitor to complete activities necessary to review the CDHS-PRC operations and determine compliance with the Medicaid HCBS waiver assurances regarding health, safety, and welfare.
- Under direction of the independent monitor, the contractor should conduct a review of the completeness and efficacy of the CDHS-PRC implementation of the CAP.
- The contractor shall conduct the reviews on-site, via desk audit, and from interviews of individuals, their families, guardians, advocates, case managers, and staff of the CDHS-PRC. These reviews would be subject to validation by the internal monitor.

Management Support

The Department is requesting a management support contractor for PRC to support the execution of a staff plan developed by CDHS that addresses staffing practices at PRC. Per the direction from CMS, this management support contractor will be an expert in providing services and supports to people with high needs, improving HCBS entities in crisis, addressing and decreasing critical incidents, and decreasing the use of physical restraints. The Department anticipates this work could begin in FY 2016-17 using current departmental resources if required to hire a contractor immediately by CMS. However, the Department does not have enough funding in the FY 2017-18 budget to absorb the work and requests those funds through this request.

FTE

In addition to the four contractors, the Department is requesting two permanent FTE to oversee the implementation of the CAP and continued compliance. In order to ensure successful implementation of the corrective actions, the Department believes it is important to have two staff members solely dedicated to this area. One position would be responsible for monitoring implementation of the CAP, overseeing actions of the PRC in regards to its own Plan of Corrections, reviewing incident and critical reports from the Regional Centers, and managing the independent monitor contract. This position's work is complementary to the critical incident reporting contractor funding requested in the Department's R-9 "Long Term Care Utilization Management" request in that the position would provide direct oversight of critical incidents at the PRC to ensure compliance with the HCBS-DD waiver requirements and the Department's commitment to CMS in the CAP.

The other requested FTE would be responsible for overseeing CAP actions associated with the state-wide review of the HCBS-DD waiver and would conduct on-site monitoring of the Grand Junction Regional Center (GJRC) in order to ensure the safety of members living and/or receiving services at the facility. The position would act as the contract manager for the state-wide review of the HCBS-DD waiver as part of the implementation of the CAP. Specifically, this position would identify the multiple complex cross system issues in order to develop a plan to align critical incident reporting to occurrence reporting.

Beyond managing their respective contracts, the requested FTE would complete daily reviews of incident and critical reports from the regional centers as well as monthly reports of monitoring, technical assistance, training, trend analysis, and follow up or remediation actions taken. The position would conduct monthly on-site monitoring of the regional centers, provide remote technical assistance to PRC and GJRC, conduct group home and day program visits, and ensure ongoing compliance with statutory and regulatory requirements of

the waiver. The positions would begin July 2017 and are requested to be permanent in order to ensure sufficient resources are dedicated to ongoing compliance in the regional centers.

Anticipated Outcomes:

The requested funding would allow the Department to garner the necessary resources to ensure successful completion of the CAP submitted to CMS. A successful completion means the Department's oversight processes ensure compliance with the rules and regulations outlined in the HCBS-DD waiver.

Completing assessments on the Department's oversight of PRC, GJRC and the HCBS-DD waiver would identify gaps in the Department's operations as well as recommendations on how to address and correct the gaps. Successful completion of the CAP would ensure that the Department has created the proper guidelines to ensure the health, safety, and welfare of each member of the HCBS-DD waiver across the state. Identifying gaps in oversight would give the Department the opportunity to improve the quality of each member's experience in the HCBS-DD waiver, which aligns with the Department's core values of person centeredness, accountability, and continuous improvement. By taking the actions outlined in this request, the Department will be working toward its long-range goals of enhancing the quality of life and community experience of individuals and families and improving the health of low-income and vulnerable Coloradans.

Assumptions and Calculations:

The Department has included a description of contractor duties to be completed in the first two years; the Department would reassess contractor roles at the end of the two-year period. Contractor work would continue if needed to ensure the health and safety of this vulnerable population. Once the Department has fully satisfied the terms of the Corrective Action and these resources are no longer needed, the Department would use the regular budget process to request an end to the appropriation for this purpose.

Independent Monitor

The Department assumes that the independent monitor of the PRC would require a minimum two-year analysis involving an initial observation period, implementation of recommendations, and a follow-up period. The Department assumes that the position would be filled by a physician working part time beginning in FY 2016-17 with funding absorbed within the current appropriation. The Department believes estimating at least two years of work is necessary to ensure adequate time to conduct a review, make recommendations, change any necessary practices, and confirm compliant outcomes from the changes.

Internal and Data Collection Contractor

The independent monitor would be supported by an internal review and data collection contractor and the Department assumes this position would be held by a registered nurse at three-quarters time beginning in FY 2017-18. The Department estimates two years for the internal review contract starting two months after the independent monitor to allow additional time for the monitor to start-up and complete final analysis and clearance of report.

State-wide Review of Home and Community Based Services Adult Comprehensive Waiver

The Department assumes that the state-wide review of Department's oversight of the HCBS-DD waiver would include an analysis of regulations and businesses processes as well as visits to all 20 CCBs and at least one service provider agency delivering direct services in each CCB service area. The Department assumes

there would be 40 on-site visit locations. The Department utilized its estimate on state wide review of the HCBS settings rule from FY 2016-17 Budget Amendment 8 “HCBS Waiver Settings Rule Implementation” to determine the estimated hours needed to complete this project and assumed an hourly rate of \$225, based on a contract with similar scope of work. For further detail on the breakdown of contractor hours and expenses, please see table 3.3 in the appendix.

PRC Management Support

The contractor for PRC Management Support would be procured by CDHS and could begin in FY 2016-17 if required to do so by CMS and would be paid within existing resources. This work would continue through FY 2017-18. Because CDHS would procure the PRC Management Support contractor, it is necessary for the Department of Human Services to have spending authority in FY 2017-18.

FTE

The Department assumes the two FTE positions would be at the Administrator IV level. The estimates for these positions include additional travel costs since they would require monthly visits to PRC and GJRC. For further detail on the additional travel cost estimates, please see table 6.1 in the appendix.

More detailed calculations for this request are provided in the attached appendix.

Supplemental, 1331 Supplemental or Budget Amendment Criteria:

The Department received the Corrective Action from CMS on August 17, 2016, requiring that the contractors procured for the CAP be implemented before August 16, 2017. The required actions represent an emergency, new information, and an unforeseen contingency that increases workload.

BA-9 Pueblo Regional Center Corrective Action Plan
Appendix A: Calculations and Assumptions

Table 1.1 Summary by Line Item FY 2017-18									
Row	Item	Total Funds	FTE	General Fund	Cash Funds	Reappropriated Funds	Federal Funds	FMAP	Notes/Calculations
A	Total Request	\$543,379	1.8	\$271,690	\$0	\$0	\$271,689		Sum of Row B through Row I
B	(1) Executive Director's Office; (A) General Administration, Health, Life, and Dental	\$15,854	0.0	\$7,927	\$0	\$0	\$7,927	50.00%	Table 7.1 FTE Calculations
C	(1) Executive Director's Office; (A) General Administration, Short-term Disability	\$234	0.0	\$117	\$0	\$0	\$117	50.00%	Table 7.1 FTE Calculations
D	(1) Executive Director's Office; (A) General Administration, S.B. 04-257 Amortization Equalization Disbursement	\$6,144	0.0	\$3,072	\$0	\$0	\$3,072	50.00%	Table 7.1 FTE Calculations
E	(1) Executive Director's Office; (A) General Administration, S.B. 06-235 Supplemental Amortization Equalization Disbursement	\$6,144	0.0	\$3,072	\$0	\$0	\$3,072	50.00%	Table 7.1 FTE Calculations
F	(1) Executive Director's Office; (A) General Administration, General Professional Services and Special Projects	\$267,864	0.0	\$133,932	\$0	\$0	\$133,932	50.00%	Table 2.1 Sum of Row C through Row F
G	(7) Department of Human Services Medicaid-Funded Programs; (H) Services for People with Disabilities - Medicaid Funding, Regional Centers	\$100,000	0.0	\$50,000	\$0	\$0	\$50,000	50.00%	Table 2.1 Row E
H	(4) Office of Community Living; (1) Division of Intellectual and Developmental Disabilities; Personal Services	\$137,113	1.8	\$68,557	\$0	\$0	\$68,556	50.00%	Table 7.1 FTE Calculations
I	(4) Office of Community Living; (A); (1) Administrative Costs; Operating Expenses	\$10,026	0.0	\$5,013	\$0	\$0	\$5,013	50.00%	Table 7.1 FTE Calculations

Table 1.2 Summary by Line Item FY 2018-19									
Row	Item	Total Funds	FTE	General Fund	Cash Funds	Reappropriated Funds	Federal Funds	FMAP	Notes/Calculations
A	Total Request	\$456,992	2.0	\$228,496	\$0	\$0	\$228,496		Sum of Row B through Row H
B	(1) Executive Director's Office; (A) General Administration, Health, Life, and Dental	\$15,854	0.0	\$7,927	\$0	\$0	\$7,927	50.00%	Table 7.1 FTE Calculations
C	(1) Executive Director's Office; (A) General Administration, Short-term Disability	\$254	0.0	\$127	\$0	\$0	\$127	50.00%	Table 7.1 FTE Calculations
D	(1) Executive Director's Office; (A) General Administration, S.B. 04-257 Amortization Equalization Disbursement	\$6,702	0.0	\$3,351	\$0	\$0	\$3,351	50.00%	Table 7.1 FTE Calculations
E	(1) Executive Director's Office; (A) General Administration, S.B. 06-235 Supplemental Amortization Equalization Disbursement	\$6,702	0.0	\$3,351	\$0	\$0	\$3,351	50.00%	Table 7.1 FTE Calculations
F	(1) Executive Director's Office; (A) General Administration, General Professional Services and Special Projects	\$267,864	0.0	\$133,932	\$0	\$0	\$133,932	50.00%	Table 2.1 Sum of Row C through Row F
G	(4) Office of Community Living; (1) Division of Intellectual and Developmental Disabilities; Personal Services	\$149,590	2.0	\$74,795	\$0	\$0	\$74,795	50.00%	Table 7.1 FTE Calculations
H	(4) Office of Community Living; (A); (1) Administrative Costs; Operating Expenses	\$10,026	0.0	\$5,013	\$0	\$0	\$5,013	50.00%	Table 7.1 FTE Calculations

BA-9 Pueblo Regional Center Corrective Action Plan
Appendix A: Calculations and Assumptions

Table 2.1 Summary by Initiative					
Row	Item	FY 2017-18	FY 2018-19	Total	Notes
A	FTE	\$167,389	\$181,002	\$348,391	Table 7.1 FTE Calculations
B	Travel Costs	\$8,126	\$8,126	\$16,252	Table 6.1 Travel Costs
C	State Wide Waiver Review Contractor	\$105,750	\$105,750	\$211,500	Table 3.1 Row C
D	Independent Monitor	\$97,476	\$97,476	\$194,952	Table 4.1 Row D
E	PRC Management Support	\$100,000	\$0	\$100,000	Estimate from contract with similar scope
F	Internal Review and Data Collection Contractor	\$64,638	\$64,638	\$129,276	Table 5.1 Row D
G	Total Cost	\$543,379	\$456,992	\$1,000,371	Sum of Rows A through Row F

BA-9 Pueblo Regional Center Corrective Action Plan
Appendix A: Calculations and Assumptions

Table 3.1 Total Estimated Contract Cost for HCBS-DD Waiver Review				
Row	Item	FY 2017-18	FY 2018-19	Notes/Calculations
A	Total Estimated Hours	470	470	Table 3.2 Row E
B	Hourly Rate	\$225.00	\$225.00	Hourly rate based on existing contracts of similar scope
C	Total Estimated Cost	\$105,750	\$105,750	Row A * Row B

Table 3.2 Total Estimated Contractor Hours Needed for HCBS-DD Waiver Review				
Row	Item	FY 2017-18	FY 2018-19	Notes/Calculations
A	Regulatory and Business Processes Analysis	150	150	50% of HCBS Settings Hours
B	Participant Training and Technical Assistance	200	200	Based on HCBS Settings Hours
C	Stakeholder Communication and Workshops	20	20	10 Two Hour Meetings
D	On-Site Monitoring and Surveys	100	100	Table 3.3 Row E
E	Total Estimated Contractor Hours	470	470	Sum Row A through D

Table 3.3 Total Estimated Contractor Hours Needed for On-Site Surveys in HCBS-DD Waiver Review				
Row	Item	FY 2017-18	FY 2018-19	Notes
A	Estimated Number of Eligible Sites	40	40	From draft contractor scope of work
B	Proportion of site that will be reviewed in fiscal year	0.50	0.50	Review begins by August 1, 2017 and is to be completed by September 2018
C	Number of Reviewed Sites	20	20	Row A * Row B
D	Estimated Average Hours per Site for Surveying and Remedial Action Plan Development	5	5	Average site visit time of Community Centered Boards (CCBs) and service delivery agencies
E	Total Number of Hours Reviewing Sites	100	100	Row C * Row D

BA-9 Pueblo Regional Center Corrective Action Plan
Appendix A: Calculations and Assumptions

Table 4.1 Total Estimated Expenditure for Independent Monitor				
Row	Item	FY 2017-18	FY 2018-19	Notes/Calculations
A	Full Time Physician II Monthly Salary	\$16,246	\$16,246	Physician Salary from FY 2016-17 Pay Scale
B	Number of Months Employed	12	12	Beginning in July 2017 with a 12 month duration
C	Portion of Full-Time Equivalent	0.5	0.5	Based on contractor scope of work
D	Total Cost of Independent Monitor	\$97,476	\$97,476	Row A * Row B * Row C

BA-9 Pueblo Regional Center Corrective Action Plan
Appendix A: Calculations and Assumptions

Table 5.1 Total Estimated Expenditure for Internal Review and Data Collection Contractor				
Row	Item	FY 2017-18	FY 2018-19	Notes/Calculations
A	Full Time Nurse III Monthly Salary	\$7,182	\$7,182	Nurse III Salary from FY 2016-17 Pay Scale
B	Number of Months Employed	12	12	Beginning in July 2017
C	Portion of Full-Time Equivalent	0.75	0.75	Based on contractor scope of work
D	Total Cost of Contractor	\$64,638	\$64,638	Row A * Row B * Row C

BA-9 Pueblo Regional Center Corrective Action Plan
Appendix A: Calculations and Assumptions

Table 6.1 Travel Costs				
Row	Item	FY 2017-18	FY 2018-19	Notes/Calculations
A	Round Trip Mileage	362	362	Average Mapquest distance from HCPF to Grand Junction and Pueblo Regional Centers
B	4 Wheel Drive Vehicle Reimbursement	\$184.62	\$184.62	Established Rate
C	Active Months in Year	12	12	Permanent requested FTE positions
D	Annual Roundtrip Mileage Costs	\$2,215.44	\$2,215.44	Row B * Row C
E	Per Night Hotel Rate	\$80.00	\$80.00	Standard hotel cost in Pueblo, CO
F	Annual Hotel Costs	\$960.00	\$960.00	Assumes 12 overnight visits a year
G	Daily Per Diem Rate	\$74.00	\$74.00	Established Per Diem Rate
H	Annual Per Diem	\$888.00	\$888.00	Assumes 12 overnight visits a year
I	Cost per FTE	\$4,063	\$4,063	Row D + Row F + Row H
J	Total Cost	\$8,126	\$8,126	Row I *2

BA-9 Pueblo Regional Center Corrective Action Plan
Appendix A: Calculations and Assumptions

Table 7.1 FTE Calculations						
FTE Calculation Assumptions:						
Operating Expenses -- Base operating expenses are included per FTE for \$500 per year. In addition, for regular FTE, annual telephone costs assume base charges of \$450 per year.						
Standard Capital Purchases -- Each additional employee necessitates the purchase of a Personal Computer (\$900), Office Suite Software (\$330), and office furniture (\$3,473).						
General Fund FTE -- New full-time General Fund positions are reflected in Year 1 as 0.9166 FTE to account for the pay-date shift. This applies to personal services costs only; operating costs are not subject to the pay-date shift.						
Expenditure Detail	FY 2016-17	FY 2017-18	FY 2018-19			
Personal Services:						
Classification Title	Monthly	FTE	FTE		FTE	
Administrator IV	\$5,585	-	\$0	0.9	\$61,431	1.0
PERA			\$0		\$6,235	
AED			\$0		\$3,072	
SAED			\$0		\$3,072	
Medicare			\$0		\$891	
STD			\$0		\$117	
Health-Life-Dental			\$0		\$7,927	
Subtotal Position 1, ## FTE		-	\$0	0.9	\$82,745	1.0
Classification Title	Monthly	FTE	FTE			
Administrator IV	\$5,585	-	\$0	0.9	\$61,431	1.0
PERA			\$0		\$6,235	
AED			\$0		\$3,072	
SAED			\$0		\$3,072	
Medicare			\$0		\$891	
STD			\$0		\$117	
Health-Life-Dental			\$0		\$7,927	
Subtotal Position 2, ## FTE		-	\$0	0.9	\$82,745	1.0
Subtotal Personal Services		-	\$0	1.8	\$165,489	2.0
Operating Expenses:						
		FTE	FTE			
Regular FTE Operating	\$500	0.0	\$0	2.0	\$1,000	2.0
Telephone Expenses	\$450	0.0	\$0	2.0	\$900	2.0
PC, One-Time	\$1,230	0.0	\$0			
Office Furniture, One-Time	\$3,473	0.0	\$0			
Other						
Other						
Other						
Other						
Subtotal Operating Expenses			\$0		\$1,900	\$1,900
TOTAL REQUEST		-	\$0	1.8	\$167,389	2.0
<i>General Fund:</i>			\$0		\$83,678	\$90,483
<i>Cash funds:</i>						
<i>Reappropriated Funds:</i>						
<i>Federal Funds:</i>			\$0		\$83,711	\$90,519

Schedule 13

Funding Request for the FY 2017-18 Budget Cycle

Department of Health Care Policy and Financing

Request Title

NPBA-03 December Amendment 35 Forecast Adjustment

Dept. Approval By: Josh Block *JBL 1/3/17* Supplemental FY 2016-17

OSPB Approval By: *[Signature]* *12/29/16* X Budget Amendment FY 2017-18

Summary Information	Fund	FY 2016-17		FY 2017-18		FY 2018-19
		Initial Appropriation	Supplemental Request	Base Request	Budget Amendment	Continuation Request
	Total	\$141,455,044	\$0	\$141,455,044	\$0	\$0
	FTE	0.0	0.0	0.0	0.0	0.0
Total of All Line Items Impacted by Change Request	GF	\$2,500,441	\$0	\$2,500,441	\$0	\$0
	CF	\$17,533,954	\$0	\$17,533,954	\$0	\$0
	RF	\$0	\$0	\$0	\$0	\$0
	FF	\$121,420,649	\$0	\$121,420,649	\$0	\$0

Line Item Information	Fund	FY 2016-17		FY 2017-18		FY 2018-19
		Initial Appropriation	Supplemental Request	Base Request	Budget Amendment	Continuation Request
	Total	\$141,455,044	\$0	\$141,455,044	\$0	\$0
	FTE	0.0	0.0	0.0	0.0	0.0
05. Indigent Care Program - Children's Basic Health Plan Medical and Dental Costs	GF	\$2,500,441	\$0	\$2,500,441	\$0	\$0
	CF	\$17,533,954	\$0	\$17,533,954	\$0	\$0
	RF	\$0	\$0	\$0	\$0	\$0
	FF	\$121,420,649	\$0	\$121,420,649	\$0	\$0

CF Letternote Text Revision Required?	Yes <input type="checkbox"/>	No <input checked="" type="checkbox"/>	If Yes, see attached fund source detail for Schedule 11 or 12.
RF Letternote Text Revision Required?	Yes <input type="checkbox"/>	No <input checked="" type="checkbox"/>	
FF Letternote Text Revision Required?	Yes <input type="checkbox"/>	No <input checked="" type="checkbox"/>	
Requires Legislation?	Yes <input type="checkbox"/>	No <input checked="" type="checkbox"/>	
Type of Request?	Department of Health Care Policy and Financing Non-Prioritized Request		
Interagency Approval or Related Schedule 13s:	None		

Schedule 13

Funding Request for the FY 2017-18 Budget Cycle

Department of Health Care Policy and Financing

Request Title

NPBA-04 HLD Adjustment

Dept. Approval By: Josh Block *[Signature]* 1/3/17 Supplemental FY 2016-17

OSPB Approval By: *[Signature]* 12/29/16 X
Budget Amendment FY 2017-18

Summary Information	Fund	FY 2016-17		FY 2017-18		FY 2018-19
		Initial	Supplemental	Base Request	Budget	
		Appropriation	Request		Amendment	Continuation Request
Total		\$3,434,070	\$0	\$3,673,458	(\$36,332)	\$0
FTE		0.0	0.0	0.0	0.0	0.0
Total of All Line Items Impacted by Change Request	GF	\$1,230,952	\$0	\$1,316,506	(\$10,730)	\$0
	CF	\$337,577	\$0	\$349,778	(\$5,646)	\$0
	RF	\$104,755	\$0	\$104,635	(\$780)	\$0
	FF	\$1,760,786	\$0	\$1,902,539	(\$19,176)	\$0

Line Item Information	Fund	FY 2016-17		FY 2017-18		FY 2018-19
		Initial	Supplemental	Base Request	Budget	
		Appropriation	Request		Amendment	Continuation Request
Total		\$3,434,070	\$0	\$3,673,458	(\$36,332)	\$0
FTE		0.0	0.0	0.0	0.0	0.0
01. Executive Director's Office, (A) General Administration - Health, Life, and Dental	GF	\$1,230,952	\$0	\$1,316,506	(\$10,730)	\$0
	CF	\$337,577	\$0	\$349,778	(\$5,646)	\$0
	RF	\$104,755	\$0	\$104,635	(\$780)	\$0
	FF	\$1,760,786	\$0	\$1,902,539	(\$19,176)	\$0

CF Letternote Text Revision Required?	Yes	<input checked="" type="checkbox"/>	No	<input type="checkbox"/>	If Yes, see attached fund source detail for Schedule 11 or 12.
RF Letternote Text Revision Required?	Yes	<input checked="" type="checkbox"/>	No	<input type="checkbox"/>	
FF Letternote Text Revision Required?	Yes	<input type="checkbox"/>	No	<input checked="" type="checkbox"/>	
Requires Legislation?	Yes	<input type="checkbox"/>	No	<input checked="" type="checkbox"/>	
Type of Request?	Department of Health Care Policy and Financing Non-Prioritized Request				
Interagency Approval or Related Schedule 13s:	Department of Personnel and Administration				

Schedule 13

Funding Request for the FY 2017-18 Budget Cycle

Department of Health Care Policy and Financing

Request Title

NPBA-06 DHS HLD

Dept. Approval By: Josh Block *JBL 1/3/17* _____ **Supplemental FY 2016-17**

OSPB Approval By: *[Signature]* *12/29/16* _____ **X** **Budget Amendment FY 2017-18**

Summary Information	Fund	FY 2016-17		FY 2017-18		FY 2018-19
		Initial	Supplemental	Budget		Continuation Request
		Appropriation	Request	Base Request	Amendment	
Total		\$16,109,873	\$0	\$17,168,585	(\$37,316)	\$0
FTE		0.0	0.0	0.0	0.0	0.0
Total of All Line Items Impacted by Change Request	GF	\$8,054,937	\$0	\$8,584,294	(\$18,658)	\$0
	CF	\$0	\$0	\$0	\$0	\$0
	RF	\$0	\$0	\$0	\$0	\$0
	FF	\$8,054,936	\$0	\$8,584,291	(\$18,658)	\$0

Line Item Information	Fund	FY 2016-17		FY 2017-18		FY 2018-19
		Initial	Supplemental	Base	Budget	Continuation Request
		Appropriation	Request	Request	Amendment	
Total		\$16,109,873	\$0	\$17,168,585	(\$37,316)	\$0
07. Department of Human Services	FTE	0.0	0.0	0.0	0.0	0.0
Medicaid-Funded Programs, (A) Executive Director's Office - Medicaid Funding - Executive Director's Office - Medicaid Funding	GF	\$8,054,937	\$0	\$8,584,294	(\$18,658)	\$0
	CF	\$0	\$0	\$0	\$0	\$0
	RF	\$0	\$0	\$0	\$0	\$0
	FF	\$8,054,936	\$0	\$8,584,291	(\$18,658)	\$0

CF Letternote Text Revision Required?	Yes	<input type="checkbox"/>	No	<input checked="" type="checkbox"/>	If Yes, see attached fund source detail for Schedule 11 or 12.
RF Letternote Text Revision Required?	Yes	<input type="checkbox"/>	No	<input checked="" type="checkbox"/>	
FF Letternote Text Revision Required?	Yes	<input type="checkbox"/>	No	<input checked="" type="checkbox"/>	
Requires Legislation?	Yes	<input type="checkbox"/>	No	<input checked="" type="checkbox"/>	
Type of Request?	Department of Health Care Policy and Financing Non-Prioritized Request				
Interagency Approval or Related Schedule 13s:	Other				

Schedule 13

Funding Request for the FY 2017-18 Budget Cycle

Department of Health Care Policy and Financing

Request Title

**NPS-01 OIT CBMS
NPBA-01 OIT CBMS**

Dept. Approval By: Josh Block *[Signature]* 1/3/17 X Supplemental FY 2016-17
 OSPB Approval By: [Signature] 12/24/16 X Budget Amendment FY 2017-18

Summary Information	Fund	FY 2016-17		FY 2017-18		FY 2018-19
		Initial Appropriation	Supplemental Request	Base Request	Budget Amendment	Continuation Request
Total		\$23,781,099	(\$1,242,884)	\$25,403,318	(\$1,169,362)	(\$1,169,362)
FTE		0.0	0.0	0.0	0.0	0.0
Total of All Line Items Impacted by Change Request	GF	\$7,923,822	(\$2,123,226)	\$8,518,451	(\$3,053,438)	(\$3,089,407)
	CF	\$3,409,421	(\$827,880)	\$3,620,226	(\$70,370)	(\$34,401)
	RF	\$90,598	(\$35,666)	\$97,300	(\$38,015)	(\$38,015)
	FF	\$12,357,258	\$1,743,888	\$13,167,341	\$1,992,461	\$1,992,461

Line Item Information	Fund	FY 2016-17		FY 2017-18		FY 2018-19
		Initial Appropriation	Supplemental Request	Base Request	Budget Amendment	Continuation Request
Total		\$23,132,658	(\$1,276,246)	\$24,754,877	(\$1,205,737)	(\$1,205,738)
FTE		0.0	0.0	0.0	0.0	0.0
01. Executive Director's Office, (C) Information Technology Contracts and Projects - Colorado	GF	\$7,691,683	(\$2,135,711)	\$8,286,312	(\$3,066,628)	(\$3,102,597)
Benefits Management	CF	\$3,319,100	(\$832,685)	\$3,529,905	(\$75,970)	(\$40,001)
Systems, Operating & Contracts	RF	\$87,981	(\$34,760)	\$94,683	(\$37,117)	(\$37,117)
	FF	\$12,033,894	\$1,726,910	\$12,843,977	\$1,973,978	\$1,973,978

	Total	\$648,441	\$33,362	\$648,441	\$36,375	\$36,375
	FTE	0.0	0.0	0.0	0.0	0.0
01. Executive Director's Office, (C) Information Technology Contracts and Projects - Colorado	GF	\$232,139	\$12,485	\$232,139	\$13,190	\$13,190
Benefits Management Systems, Health Care and Econom	CF	\$90,321	\$4,805	\$90,321	\$5,600	\$5,600
	RF	\$2,617	(\$906)	\$2,617	(\$898)	(\$898)
	FF	\$323,364	\$16,978	\$323,364	\$18,483	\$18,483

CF Letternote Text Revision Required?	Yes	<input checked="" type="checkbox"/>	No	<input type="checkbox"/>	If Yes, see attached fund source detail for Schedule 11 or 12.
RF Letternote Text Revision Required?	Yes	<input checked="" type="checkbox"/>	No	<input type="checkbox"/>	
FF Letternote Text Revision Required?	Yes	<input type="checkbox"/>	No	<input checked="" type="checkbox"/>	
Requires Legislation?	Yes	<input type="checkbox"/>	No	<input checked="" type="checkbox"/>	
Type of Request?	Department of Health Care Policy and Financing Non-Prioritized Request				
Interagency Approval or Related Schedule 13s: Office of Information Technology					


Schedule 13

Funding Request for the FY 2017-18 Budget Cycle

Department of Health Care Policy and Financing

Request Title

**NPS-02 DHS Mental Health Institutes
NPBA-02 DHS Mental Health Institutes**

Dept. Approval By: Josh Block  1/3/17 Supplemental FY 2016-17

OSPB Approval By:  12/29/16 Budget Amendment FY 2017-18

Summary Information	Fund	FY 2016-17		FY 2017-18	FY 2018-19	
		Initial Appropriation	Supplemental Request	Base Request	Budget Amendment	Continuation Request
Total		\$6,693,980	\$138,192	\$6,693,980	\$138,192	\$138,192
FTE		0.0	0.0	0.0	0.0	0.0
GF		\$3,333,602	\$68,820	\$3,333,602	\$69,096	\$69,096
CF		\$0	\$0	\$0	\$0	\$0
RF		\$0	\$0	\$0	\$0	\$0
FF		\$3,360,378	\$69,372	\$3,360,378	\$69,096	\$69,096

Line Item Information	Fund	FY 2016-17		FY 2017-18	FY 2018-19	
		Initial Appropriation	Supplemental Request	Base Request	Budget Amendment	Continuation Request
Total		\$6,693,980	\$138,192	\$6,693,980	\$138,192	\$138,192
FTE		0.0	0.0	0.0	0.0	0.0
GF		\$3,333,602	\$68,820	\$3,333,602	\$69,096	\$69,096
CF		\$0	\$0	\$0	\$0	\$0
RF		\$0	\$0	\$0	\$0	\$0
FF		\$3,360,378	\$69,372	\$3,360,378	\$69,096	\$69,096

CF Letternote Text Revision Required?	Yes <input type="checkbox"/> No <input type="checkbox"/>	If Yes, see attached fund source detail for Schedule 11 or 12.
RF Letternote Text Revision Required?	Yes <input type="checkbox"/> No <input type="checkbox"/>	
FF Letternote Text Revision Required?	Yes <input type="checkbox"/> No <input type="checkbox"/>	
Requires Legislation?	Yes <input type="checkbox"/> No <input checked="" type="checkbox"/>	
Type of Request?	Department of Health Care Policy and Financing Non-Prioritized Request	
Interagency Approval or Related Schedule 13s:	Other	

Schedule 13

Funding Request for the FY 2017-18 Budget Cycle

Department of Health Care Policy and Financing

Request Title

NPS-03 DHS DPA Fleet

Dept. Approval By: Josh Block *[Signature]* 1/3/17 X Supplemental FY 2016-17
 OSPB Approval By: *[Signature]* 12/29/16 Budget Amendment FY 2017-18

Summary Information	Fund	FY 2016-17		FY 2017-18		FY 2018-19
		Initial Appropriation	Supplemental Request	Base Request	Budget Amendment	Continuation Request
Total		\$5,656,943	(\$29,500)	\$5,726,487	\$0	\$0
FTE		0.0	0.0	0.0	0.0	0.0
GF		\$2,817,321	(\$14,750)	\$2,852,093	\$0	\$0
CF		\$0	\$0	\$0	\$0	\$0
RF		\$0	\$0	\$0	\$0	\$0
FF		\$2,839,622	(\$14,750)	\$2,874,394	\$0	\$0

Line Item Information	Fund	FY 2016-17		FY 2017-18		FY 2018-19
		Initial Appropriation	Supplemental Request	Base Request	Budget Amendment	Continuation Request
Total		\$5,656,943	(\$29,500)	\$5,726,487	\$0	\$0
07. Department of Human Services Medicaid-Funded Programs, (C) Office of Operations - Medicaid Funding - Office Of Operations - Medicaid Funding	FTE	0.0	0.0	0.0	0.0	0.0
	GF	\$2,817,321	(\$14,750)	\$2,852,093	\$0	\$0
	CF	\$0	\$0	\$0	\$0	\$0
	RF	\$0	\$0	\$0	\$0	\$0
	FF	\$2,839,622	(\$14,750)	\$2,874,394	\$0	\$0

CF Letternote Text Revision Required?	Yes <u> </u> No <u> X </u>	If Yes, see attached fund source detail for Schedule 11.
RF Letternote Text Revision Required?	Yes <u> </u> No <u> X </u>	
FF Letternote Text Revision Required?	Yes <u> </u> No <u> X </u>	
Requires Legislation?	Yes <u> </u> No <u> X </u>	
Type of Request?	Department of Health Care Policy and Financing Non-Prioritized Request	
Interagency Approval or Related Schedule 13s: Department of Personnel and Administration		

Schedule 13

Funding Request for the FY 2017-18 Budget Cycle

Department of Health Care Policy and Financing

Request Title

**NPS-04 Property Fund Supplemental
NPBA-05 Property Fund Supplemental**

Dept. Approval By:	Josh Block <i>[Signature]</i> 1/8/17	<u> X </u>	Supplemental FY 2016-17
OSPB Approval By:	<i>[Signature]</i> 12/24/16	<u> X </u>	Budget Amendment FY 2017-18

Summary Information	Fund	FY 2016-17		FY 2017-18		FY 2018-19
		Initial Appropriation	Supplemental Request	Base Request	Budget Amendment	Continuation Request
	Total	\$176,936	\$840	\$134,259	\$227	\$0
	FTE	0.0	0.0	0.0	0.0	0.0
Total of All Line Items Impacted by Change Request	GF	\$88,468	\$420	\$67,130	\$114	\$0
	CF	\$0	\$0	\$0	\$0	\$0
	RF	\$0	\$0	\$0	\$0	\$0
	FF	\$88,468	\$420	\$67,129	\$113	\$0

Line Item Information	Fund	FY 2016-17		FY 2017-18		FY 2018-19
		Initial Appropriation	Supplemental Request	Base Request	Budget Amendment	Continuation Request
	Total	\$176,936	\$840	\$134,259	\$227	\$0
	FTE	0.0	0.0	0.0	0.0	0.0
01. Executive Director's Office, (A) General Administration - Payment to Risk Management and Property Funds	GF	\$88,468	\$420	\$67,130	\$114	\$0
	CF	\$0	\$0	\$0	\$0	\$0
	RF	\$0	\$0	\$0	\$0	\$0
	FF	\$88,468	\$420	\$67,129	\$113	\$0

CF Letternote Text Revision Required?	Yes <input type="checkbox"/>	No <input checked="" type="checkbox"/>	If Yes, see attached fund source detail for Schedule 11 or 12.
RF Letternote Text Revision Required?	Yes <input type="checkbox"/>	No <input checked="" type="checkbox"/>	
FF Letternote Text Revision Required?	Yes <input type="checkbox"/>	No <input checked="" type="checkbox"/>	
Requires Legislation?	Yes <input type="checkbox"/>	No <input checked="" type="checkbox"/>	
Type of Request?	Department of Health Care Policy and Financing Non-Prioritized Request		
Interagency Approval or Related Schedule 13s: Department of Personnel and Administration			

Schedule 13

Funding Request for the FY 2017-18 Budget Cycle

Department of Health Care Policy and Financing

Request Title

**NPS-06 DHS Property Fund
NPBA-08 DHS Property Fund**

Dept. Approval By: Josh Block *[Signature]* 1/3/17 X Supplemental FY 2016-17

OSPB Approval By: [Signature] 12/29/16 X Budget Amendment FY 2017-18

Summary Information	Fund	FY 2016-17		FY 2017-18	FY 2018-19	
		Initial Appropriation	Supplemental Request	Base Request	Budget Amendment	Continuation Request
	Total	\$16,109,873	\$41,631	\$17,168,585	(\$4,098)	\$0
	FTE	0.0	0.0	0.0	0.0	0.0
Total of All Line Items Impacted by Change Request	GF	\$8,054,937	\$20,816	\$8,584,294	(\$2,049)	\$0
	CF	\$0	\$0	\$0	\$0	\$0
	RF	\$0	\$0	\$0	\$0	\$0
	FF	\$8,054,936	\$20,815	\$8,584,291	(\$2,049)	\$0

Line Item Information	Fund	FY 2016-17		FY 2017-18	FY 2018-19	
		Initial Appropriation	Supplemental Request	Base Request	Budget Amendment	Continuation Request
	Total	\$16,109,873	\$41,631	\$17,168,585	(\$4,098)	\$0
	FTE	0.0	0.0	0.0	0.0	0.0
07. Department of Human Services Medicaid-Funded Programs, (A) Executive Director's Office - Medicaid Funding - Executive Director's Office - Medicaid Funding	GF	\$8,054,937	\$20,816	\$8,584,294	(\$2,049)	\$0
	CF	\$0	\$0	\$0	\$0	\$0
	RF	\$0	\$0	\$0	\$0	\$0
	FF	\$8,054,936	\$20,815	\$8,584,291	(\$2,049)	\$0

CF Letternote Text Revision Required?	Yes	<input type="checkbox"/>	No	<input checked="" type="checkbox"/>	If Yes, see attached fund source detail for Schedule 11 or 12.
RF Letternote Text Revision Required?	Yes	<input type="checkbox"/>	No	<input checked="" type="checkbox"/>	
FF Letternote Text Revision Required?	Yes	<input type="checkbox"/>	No	<input checked="" type="checkbox"/>	
Requires Legislation?	Yes	<input type="checkbox"/>	No	<input checked="" type="checkbox"/>	
Type of Request?	Department of Health Care Policy and Financing Non-Prioritized Request				
Interagency Approval or Related Schedule 13s:	Other				

FY 2017-18 BUDGET REQUEST - HEALTH CARE POLICY AND FINANCING

RECONCILIATION REPORT

Department Summary

Long Bill Section Totals	Total Funds	FTE	General Fund	Cash Funds	Reappropriated Funds	Federal Funds
01. Executive Director's Office						
FY 2016-17 Initial Appropriation	\$273,643,063	400.3	\$63,612,420	\$31,970,000	\$3,828,984	\$174,231,659
FY 2016-17 Total Revised Appropriation	\$276,324,747	400.3	\$63,335,022	\$30,654,315	\$3,523,924	\$178,811,486
FY 2017-18 Base Request	\$243,291,302	400.6	\$62,433,205	\$30,995,992	\$3,969,758	\$145,892,347
FY 2017-18 Governor's Budget Request	\$274,054,731	415.6	\$64,624,461	\$34,295,686	\$3,699,800	\$171,434,784
FY 2017-18 Governor's Revised Request	\$278,364,712	415.6	\$63,536,484	\$34,219,670	\$3,661,005	\$176,947,553
02. Medical Services Premiums						
FY 2016-17 Initial Appropriation	\$6,818,264,595	0.0	\$1,942,439,768	\$705,708,120	\$5,240,893	\$4,164,875,814
FY 2016-17 Total Revised Appropriation	\$6,944,519,202	0.0	\$1,966,937,613	\$707,358,313	\$9,102,709	\$4,261,120,567
FY 2017-18 Base Request	\$6,752,893,112	0.0	\$1,945,000,281	\$678,832,273	\$5,240,893	\$4,123,819,665
FY 2017-18 Governor's Budget Request	\$7,144,917,275	0.0	\$2,074,236,795	\$690,213,730	\$9,031,044	\$4,371,435,706
FY 2017-18 Governor's Revised Request	\$7,144,917,275	0.0	\$2,074,236,795	\$690,213,730	\$9,031,044	\$4,371,435,706
03. Behavioral Health Community Programs						
FY 2016-17 Initial Appropriation	\$662,617,330	0.0	\$183,627,684	\$16,633,015	\$0	\$462,356,631
FY 2016-17 Total Revised Appropriation	\$606,169,032	0.0	\$177,247,938	\$17,202,538	\$0	\$411,718,556
FY 2017-18 Base Request	\$662,625,975	0.0	\$183,599,168	\$16,665,871	\$0	\$462,360,936
FY 2017-18 Governor's Budget Request	\$656,871,450	0.0	\$175,977,358	\$26,995,493	\$0	\$453,898,599
FY 2017-18 Governor's Revised Request	\$656,871,450	0.0	\$175,977,358	\$26,995,493	\$0	\$453,898,599
04. Office of Community Living						
FY 2016-17 Initial Appropriation	\$506,758,485	35.5	\$260,652,220	\$1,876,332	\$845,000	\$243,384,933
FY 2016-17 Total Revised Appropriation	\$486,722,836	35.5	\$251,944,591	\$1,312,497	\$0	\$233,465,748
FY 2017-18 Base Request	\$506,422,710	35.5	\$261,038,245	\$474,374	\$846,579	\$244,063,512
FY 2017-18 Governor's Budget Request	\$516,524,405	37.3	\$259,128,946	\$8,901,622	\$846,579	\$247,647,258
FY 2017-18 Governor's Revised Request	\$516,978,270	39.1	\$259,202,516	\$10,053,348	\$1,579	\$247,720,827

05. Indigent Care Program						
FY 2016-17 Initial Appropriation	\$505,068,224	0.0	\$12,248,677	\$202,679,964	\$0	\$290,139,583
FY 2016-17 Total Revised Appropriation	\$520,679,117	0.0	\$12,250,192	\$204,594,788	\$0	\$303,834,137
FY 2017-18 Base Request	\$505,068,224	0.0	\$12,248,677	\$202,679,964	\$0	\$290,139,583
FY 2017-18 Governor's Budget Request	\$523,578,226	0.0	\$10,409,002	\$204,920,065	\$0	\$308,249,159
FY 2017-18 Governor's Revised Request	\$523,578,226	0.0	\$10,409,002	\$204,920,065	\$0	\$308,249,159
06. Other Medical Services						
FY 2016-17 Initial Appropriation	\$241,059,813	0.0	\$139,398,685	\$51,751,948	\$2,491,722	\$47,417,458
FY 2016-17 Total Revised Appropriation	\$251,822,466	0.0	\$140,768,008	\$56,506,639	\$2,491,722	\$52,056,097
FY 2017-18 Base Request	\$242,993,391	0.0	\$139,398,685	\$52,945,941	\$2,491,722	\$48,157,043
FY 2017-18 Governor's Budget Request	\$262,667,391	0.0	\$159,095,851	\$52,945,941	\$2,491,722	\$48,133,877
FY 2017-18 Governor's Revised Request	\$271,152,158	0.0	\$159,095,851	\$57,255,586	\$2,491,722	\$52,308,999
07. Department of Human Services Medicaid-Funded Programs						
FY 2016-17 Initial Appropriation	\$109,469,368	0.0	\$52,414,760	\$1,866,142	\$0	\$55,188,466
FY 2016-17 Total Revised Appropriation	\$109,620,112	0.0	\$52,489,857	\$1,866,142	\$0	\$55,264,113
FY 2017-18 Base Request	\$110,766,570	0.0	\$53,063,364	\$1,866,142	\$0	\$55,837,064
FY 2017-18 Governor's Budget Request	\$111,773,457	0.0	\$53,758,324	\$1,866,142	\$0	\$56,148,991
FY 2017-18 Governor's Revised Request	\$111,970,235	0.0	\$53,856,713	\$1,866,142	\$0	\$56,247,380
Department Summary Total						
FY 2016-17 Initial Appropriation	\$9,116,880,878	435.8	\$2,654,394,214	\$1,012,485,521	\$12,406,599	\$5,437,594,544
FY 2016-17 Total Revised Appropriation	\$9,195,857,512	435.8	\$2,664,973,221	\$1,019,495,232	\$15,118,355	\$5,496,270,704
FY 2017-18 Base Request	\$9,024,061,284	436.1	\$2,656,781,625	\$984,460,557	\$12,548,952	\$5,370,270,150
FY 2017-18 Governor's Budget Request	\$9,490,386,935	452.9	\$2,797,230,737	\$1,020,138,679	\$16,069,145	\$5,656,948,374
FY 2017-18 Governor's Revised Request	\$9,503,832,326	454.7	\$2,796,314,719	\$1,025,524,034	\$15,185,350	\$5,666,808,223

FY 2017-18 BUDGET REQUEST - HEALTH CARE POLICY AND FINANCING

RECONCILIATION REPORT

Line Item Detail

Long Bill Line Item	Total Funds	FTE	General Fund	Cash Funds	Reappropriated Funds	Federal Funds
01. Executive Director's Office, (A) General Administration						
Personal Services						
HB 16-1405 FY 2016-17 General Appropriation Act	\$29,515,964	397.5	\$10,173,953	\$2,936,203	\$1,564,801	\$14,841,007
HB 16-1407 Extend Medicaid Payment Reform & Innovation Pilot	\$74,990	1.0	\$37,495	\$0	\$0	37495
SB 16-192 Assessment Tool Intellectual & Dev Disable	\$116,267	1.8	\$0	\$58,134	\$0	58133
FY 2016-17 Initial Appropriation	\$29,707,221	400.3	\$10,211,448	\$2,994,337	\$1,564,801	\$14,936,635
FY 2016-17 Revised Appropriation Request	\$29,707,221	400.3	\$10,211,448	\$2,994,337	\$1,564,801	\$14,936,635
FY 2016-17 Initial Appropriation	\$29,707,221	400.3	\$10,211,448	\$2,994,337	\$1,564,801	\$14,936,635
TA-04 FY 2015-16 S-6, FY 2016-17 BA-6 Access to Medicaid	\$8,646	0.0	\$4,323	\$0	\$0	\$4,323
TA-05 FY 2016-17 BA-7 Compliance with Proposed Federal Rules	\$21,904	0.0	\$10,952	\$0	\$0	\$10,952
TA-15 Salary Survey	\$47,082	0.0	\$15,396	\$6,898	\$898	\$23,890
TA-17 FY 2015-16 S-10, FY 2016-17 BA-10 ACC-MMP Grant	(\$47,133)	0.0	\$36,037	\$0	\$0	(\$83,170)
TA-20 SB 16-120 Medicaid EOB	\$24,268	0.5	\$9,228	\$2,906	\$0	\$12,134
TA-22 SB 16-192 Needs Assessment for Persons Eligible for LT	\$10,569	0.2	\$63,418	(\$58,134)	\$0	\$5,285
TA-32 SB 11-177 Sunset Teen Pregnancy & Dropout Program	(\$21,734)	(0.4)	(\$10,867)	\$0	\$0	(\$10,867)
TA-39 Total Compensation	\$47,082	0.0	\$15,396	\$6,898	\$898	\$23,890
FY 2017-18 Base Request	\$29,797,905	400.6	\$10,355,331	\$2,952,905	\$1,566,597	\$14,923,072
R-06 Delivery System and Payment Reform	\$0	0.0	\$0	\$0	\$0	\$0
R-07 Oversight of State Resources	\$832,311	13.2	\$415,282	\$31,170	\$0	\$385,859
R-08 MMIS Operations	\$97,098	1.8	\$24,275	\$0	\$0	\$72,823
R-11 Vendor Transitions	\$26,448	0.0	\$13,224	\$0	\$0	\$13,224
FY 2017-18 Governor's Budget Request	\$30,753,762	415.6	\$10,808,112	\$2,984,075	\$1,566,597	\$15,394,978
FY 2017-18 Governor's Revised Request	\$30,753,762	415.6	\$10,808,112	\$2,984,075	\$1,566,597	\$15,394,978

Long Bill Line Item	Total Funds	FTE	General Fund	Cash Funds	Reappropriated	
					Funds	Federal Funds
Health, Life, and Dental						
HB 16-1405 FY 2016-17 General Appropriation Act	\$3,434,070	0.0	\$1,230,952	\$337,577	\$104,755	\$1,760,786
FY 2016-17 Initial Appropriation	\$3,434,070	0.0	\$1,230,952	\$337,577	\$104,755	\$1,760,786
FY 2016-17 Revised Appropriation Request	\$3,434,070	0.0	\$1,230,952	\$337,577	\$104,755	\$1,760,786
FY 2016-17 Initial Appropriation	\$3,434,070	0.0	\$1,230,952	\$337,577	\$104,755	\$1,760,786
TA-39 Total Compensation	\$239,388	0.0	\$85,554	\$12,201	(\$120)	\$141,753
FY 2017-18 Base Request	\$3,673,458	0.0	\$1,316,506	\$349,778	\$104,635	\$1,902,539
R-06 Delivery System and Payment Reform	\$0	0.0	\$0	\$0	\$0	\$0
R-07 Oversight of State Resources	\$103,052	0.0	\$46,079	\$3,964	\$0	\$53,009
R-08 MMIS Operations	\$15,854	0.0	\$3,964	\$0	\$0	\$11,890
R-10 Regional Center Task Force	\$15,854	0.0	\$7,927	\$0	\$0	\$7,927
FY 2017-18 Governor's Budget Request	\$3,808,218	0.0	\$1,374,476	\$353,742	\$104,635	\$1,975,365
BA-09 Pueblo Regional Center Corrective Action Plan	\$15,854	0.0	\$7,927	\$0	\$0	\$7,927
NPBA-04 HLD Adjustment	(\$36,332)	0.0	(\$10,730)	(\$5,646)	(\$780)	(\$19,176)
FY 2017-18 Governor's Revised Request	\$3,787,740	0.0	\$1,371,673	\$348,096	\$103,855	\$1,964,116
Short-term Disability						
HB 16-1405 FY 2016-17 General Appropriation Act	\$55,072	0.0	\$20,569	\$4,588	\$1,393	\$28,522
FY 2016-17 Initial Appropriation	\$55,072	0.0	\$20,569	\$4,588	\$1,393	\$28,522
FY 2016-17 Revised Appropriation Request	\$55,072	0.0	\$20,569	\$4,588	\$1,393	\$28,522
FY 2016-17 Initial Appropriation	\$55,072	0.0	\$20,569	\$4,588	\$1,393	\$28,522
TA-39 Total Compensation	\$2,919	0.0	\$991	\$208	(\$28)	\$1,748
FY 2017-18 Base Request	\$57,991	0.0	\$21,560	\$4,796	\$1,365	\$30,270
R-06 Delivery System and Payment Reform	\$0	0.0	\$0	\$0	\$0	\$0
R-07 Oversight of State Resources	\$1,278	0.0	\$571	\$53	\$0	\$654
R-08 MMIS Operations	\$165	0.0	\$42	\$0	\$0	\$123
R-10 Regional Center Task Force	\$234	0.0	\$117	\$0	\$0	\$117
FY 2017-18 Governor's Budget Request	\$59,668	0.0	\$22,290	\$4,849	\$1,365	\$31,164
BA-09 Pueblo Regional Center Corrective Action Plan	\$234	0.0	\$117	\$0	\$0	\$117
FY 2017-18 Governor's Revised Request	\$59,902	0.0	\$22,407	\$4,849	\$1,365	\$31,281

Long Bill Line Item	Total Funds	FTE	General Fund	Cash Funds	Reappropriated	
					Funds	Federal Funds
Amortization Equalization Disbursement						
HB 16-1405 FY 2016-17 General Appropriation Act	\$1,434,489	0.0	\$535,695	\$119,586	\$36,269	\$742,939
FY 2016-17 Initial Appropriation	\$1,434,489	0.0	\$535,695	\$119,586	\$36,269	\$742,939
FY 2016-17 Revised Appropriation Request	\$1,434,489	0.0	\$535,695	\$119,586	\$36,269	\$742,939
FY 2016-17 Initial Appropriation	\$1,434,489	0.0	\$535,695	\$119,586	\$36,269	\$742,939
TA-39 Total Compensation	\$179,198	0.0	\$64,314	\$13,873	\$1,547	\$99,464
FY 2017-18 Base Request	\$1,613,687	0.0	\$600,009	\$133,459	\$37,816	\$842,403
R-06 Delivery System and Payment Reform	\$0	0.0	\$0	\$0	\$0	\$0
R-07 Oversight of State Resources	\$33,679	0.0	\$14,997	\$1,397	\$0	\$17,285
R-08 MMIS Operations	\$4,350	0.0	\$1,088	\$0	\$0	\$3,262
R-10 Regional Center Task Force	\$6,144	0.0	\$3,072	\$0	\$0	\$3,072
FY 2017-18 Governor's Budget Request	\$1,657,860	0.0	\$619,166	\$134,856	\$37,816	\$866,022
BA-09 Pueblo Regional Center Corrective Action Plan	\$6,144	0.0	\$3,072	\$0	\$0	\$3,072
FY 2017-18 Governor's Revised Request	\$1,664,004	0.0	\$622,238	\$134,856	\$37,816	\$869,094
Supplemental Amortization Equalization Disbursement						
HB 16-1405 FY 2016-17 General Appropriation Act	\$1,419,546	0.0	\$530,115	\$118,340	\$35,891	\$735,200
FY 2016-17 Initial Appropriation	\$1,419,546	0.0	\$530,115	\$118,340	\$35,891	\$735,200
FY 2016-17 Revised Appropriation Request	\$1,419,546	0.0	\$530,115	\$118,340	\$35,891	\$735,200
FY 2016-17 Initial Appropriation	\$1,419,546	0.0	\$530,115	\$118,340	\$35,891	\$735,200
TA-39 Total Compensation	\$194,116	0.0	\$69,894	\$15,119	\$1,900	\$107,203
FY 2017-18 Base Request	\$1,613,662	0.0	\$600,009	\$133,459	\$37,791	\$842,403
R-06 Delivery System and Payment Reform	\$0	0.0	\$0	\$0	\$0	\$0
R-07 Oversight of State Resources	\$33,679	0.0	\$14,997	\$1,397	\$0	\$17,285
R-08 MMIS Operations	\$4,350	0.0	\$1,088	\$0	\$0	\$3,262
R-10 Regional Center Task Force	\$6,144	0.0	\$3,072	\$0	\$0	\$3,072
FY 2017-18 Governor's Budget Request	\$1,657,835	0.0	\$619,166	\$134,856	\$37,791	\$866,022
BA-09 Pueblo Regional Center Corrective Action Plan	\$6,144	0.0	\$3,072	\$0	\$0	\$3,072
FY 2017-18 Governor's Revised Request	\$1,663,979	0.0	\$622,238	\$134,856	\$37,791	\$869,094

Long Bill Line Item	Total Funds	FTE	General Fund	Cash Funds	Reappropriated	
					Funds	Federal Funds
Salary Survey						
HB 16-1405 FY 2016-17 General Appropriation Act	\$56,903	0.0	\$19,245	\$6,898	\$898	\$29,862
FY 2016-17 Initial Appropriation	\$56,903	0.0	\$19,245	\$6,898	\$898	\$29,862
FY 2016-17 Revised Appropriation Request	\$56,903	0.0	\$19,245	\$6,898	\$898	\$29,862
FY 2016-17 Initial Appropriation	\$56,903	0.0	\$19,245	\$6,898	\$898	\$29,862
TA-15 Salary Survey	(\$56,903)	0.0	(\$19,245)	(\$6,898)	(\$898)	(\$29,862)
TA-39 Total Compensation	\$820,283	0.0	\$307,399	\$65,724	\$18,384	\$428,776
FY 2017-18 Base Request	\$820,283	0.0	\$307,399	\$65,724	\$18,384	\$428,776
FY 2017-18 Governor's Budget Request	\$820,283	0.0	\$307,399	\$65,724	\$18,384	\$428,776
FY 2017-18 Governor's Revised Request	\$820,283	0.0	\$307,399	\$65,724	\$18,384	\$428,776
Worker's Compensation						
HB 16-1405 FY 2016-17 General Appropriation Act	\$54,318	0.0	\$27,159	\$0	\$0	\$27,159
FY 2016-17 Initial Appropriation	\$54,318	0.0	\$27,159	\$0	\$0	\$27,159
FY 2016-17 Revised Appropriation Request	\$54,318	0.0	\$27,159	\$0	\$0	\$27,159
FY 2016-17 Initial Appropriation	\$54,318	0.0	\$27,159	\$0	\$0	\$27,159
TA-27 FY 2017-18 Operating Common Policy Adjustments	\$13,273	0.0	\$6,637	\$0	\$0	\$6,636
FY 2017-18 Base Request	\$67,591	0.0	\$33,796	\$0	\$0	\$33,795
FY 2017-18 Governor's Budget Request	\$67,591	0.0	\$33,796	\$0	\$0	\$33,795
FY 2017-18 Governor's Revised Request	\$67,591	0.0	\$33,796	\$0	\$0	\$33,795
Operating Expenses						
HB 16-1405 FY 2016-17 General Appropriation Act	\$2,045,965	0.0	\$930,064	\$65,869	\$10,449	\$1,039,583
HB 16-1407 Extend Medicaid Payment Reform & Innovation Pilot	\$1,267	0.0	\$635	\$0	\$0	632
SB 16-192 Assessment Tool Intellectual & Dev Disable	\$11,306	0.0	\$0	\$5,653	\$0	5653
FY 2016-17 Initial Appropriation	\$2,058,538	0.0	\$930,699	\$71,522	\$10,449	\$1,045,868
FY 2016-17 Revised Appropriation Request	\$2,058,538	0.0	\$930,699	\$71,522	\$10,449	\$1,045,868

Long Bill Line Item	Total Funds	FTE	General Fund	Cash Funds	Reappropriated	
					Funds	Federal Funds
FY 2016-17 Initial Appropriation	\$2,058,538	0.0	\$930,699	\$71,522	\$10,449	\$1,045,868
TA-04 FY 2015-16 S-6, FY 2016-17 BA-6 Access to Medicaid	(\$7,055)	0.0	(\$3,527)	\$0	\$0	(\$3,528)
TA-05 FY 2016-17 BA-7 Compliance with Proposed Federal Rules	(\$18,812)	0.0	(\$9,406)	\$0	\$0	(\$9,406)
TA-17 FY 2015-16 S-10, FY 2016-17 BA-10 ACC-MMP Grant	\$7,448	0.0	\$3,437	\$0	\$0	\$4,011
TA-20 SB 16-120 Medicaid EOB	\$5,178	0.0	\$1,969	\$620	\$0	\$2,589
TA-22 SB 16-192 Needs Assessment for Persons Eligible for LT	(\$9,406)	0.0	\$950	(\$4,703)	\$0	(\$5,653)
TA-32 SB 11-177 Sunset Teen Pregnancy & Dropout Program	(\$317)	0.0	(\$159)	\$0	\$0	(\$158)
FY 2017-18 Base Request	\$2,035,574	0.0	\$923,963	\$67,439	\$10,449	\$1,033,723
R-06 Delivery System and Payment Reform	\$0	0.0	\$0	\$0	\$0	\$0
R-07 Oversight of State Resources	\$60,142	0.0	\$27,020	\$2,827	\$0	\$30,295
R-08 MMIS Operations	\$11,306	0.0	\$2,827	\$0	\$0	\$8,479
FY 2017-18 Governor's Budget Request	\$2,107,022	0.0	\$953,810	\$70,266	\$10,449	\$1,072,497
FY 2017-18 Governor's Revised Request	\$2,107,022	0.0	\$953,810	\$70,266	\$10,449	\$1,072,497
Legal Services						
HB 16-1405 FY 2016-17 General Appropriation Act	\$1,369,290	0.0	\$443,055	\$241,591	\$0	\$684,644
FY 2016-17 Initial Appropriation	\$1,369,290	0.0	\$443,055	\$241,591	\$0	\$684,644
FY 2016-17 Revised Appropriation Request	\$1,369,290	0.0	\$443,055	\$241,591	\$0	\$684,644
FY 2016-17 Initial Appropriation	\$1,369,290	0.0	\$443,055	\$241,591	\$0	\$684,644
TA-45 Legal Services Adjustment	\$60,650	0.0	\$19,625	\$10,701	\$0	\$30,324
FY 2017-18 Base Request	\$1,429,940	0.0	\$462,680	\$252,292	\$0	\$714,968
FY 2017-18 Governor's Budget Request	\$1,429,940	0.0	\$462,680	\$252,292	\$0	\$714,968
FY 2017-18 Governor's Revised Request	\$1,429,940	0.0	\$462,680	\$252,292	\$0	\$714,968
Administrative Law Judge Services						
HB 16-1405 FY 2016-17 General Appropriation Act	\$697,852	0.0	\$271,159	\$77,767	\$0	\$348,926
FY 2016-17 Initial Appropriation	\$697,852	0.0	\$271,159	\$77,767	\$0	\$348,926
FY 2016-17 Revised Appropriation Request	\$697,852	0.0	\$271,159	\$77,767	\$0	\$348,926

Long Bill Line Item	Total Funds	FTE	General Fund	Cash Funds	Reappropriated	
					Funds	Federal Funds
FY 2016-17 Initial Appropriation	\$697,852	0.0	\$271,159	\$77,767	\$0	\$348,926
TA-27 FY 2017-18 Operating Common Policy Adjustments	(\$47,243)	0.0	(\$18,356)	(\$5,265)	\$0	(\$23,622)
FY 2017-18 Base Request	\$650,609	0.0	\$252,803	\$72,502	\$0	\$325,304
NPR-03 Resources for Administrative Courts	\$6,134	0.0	\$2,384	\$683	\$0	\$3,067
FY 2017-18 Governor's Budget Request	\$656,743	0.0	\$255,187	\$73,185	\$0	\$328,371
FY 2017-18 Governor's Revised Request	\$656,743	0.0	\$255,187	\$73,185	\$0	\$328,371
Payment to Risk Management and Property Funds						
HB 16-1405 FY 2016-17 General Appropriation Act	\$176,936	0.0	\$88,468	\$0	\$0	\$88,468
FY 2016-17 Initial Appropriation	\$176,936	0.0	\$88,468	\$0	\$0	\$88,468
NPS-04 Property Fund Supplemental	\$840	0.0	\$420	\$0	\$0	\$420
FY 2016-17 Revised Appropriation Request	\$177,776	0.0	\$88,888	\$0	\$0	\$88,888
FY 2016-17 Initial Appropriation	\$176,936	0.0	\$88,468	\$0	\$0	\$88,468
TA-27 FY 2017-18 Operating Common Policy Adjustments	(\$42,677)	0.0	(\$21,338)	\$0	\$0	(\$21,339)
FY 2017-18 Base Request	\$134,259	0.0	\$67,130	\$0	\$0	\$67,129
FY 2017-18 Governor's Budget Request	\$134,259	0.0	\$67,130	\$0	\$0	\$67,129
NPBA-05 Property Fund Supplemental	\$227	0.0	\$114	\$0	\$0	\$113
FY 2017-18 Governor's Revised Request	\$134,486	0.0	\$67,244	\$0	\$0	\$67,242
Leased Space						
HB 16-1405 FY 2016-17 General Appropriation Act	\$2,514,035	0.0	\$1,009,653	\$247,365	\$0	\$1,257,017
FY 2016-17 Initial Appropriation	\$2,514,035	0.0	\$1,009,653	\$247,365	\$0	\$1,257,017
FY 2016-17 Revised Appropriation Request	\$2,514,035	0.0	\$1,009,653	\$247,365	\$0	\$1,257,017
FY 2016-17 Initial Appropriation	\$2,514,035	0.0	\$1,009,653	\$247,365	\$0	\$1,257,017
FY 2017-18 Base Request	\$2,514,035	0.0	\$1,009,653	\$247,365	\$0	\$1,257,017
FY 2017-18 Governor's Budget Request	\$2,514,035	0.0	\$1,009,653	\$247,365	\$0	\$1,257,017
FY 2017-18 Governor's Revised Request	\$2,514,035	0.0	\$1,009,653	\$247,365	\$0	\$1,257,017

Long Bill Line Item	Total Funds	FTE	General Fund	Cash Funds	Reappropriated	
					Funds	Federal Funds
Capitol Complex Leased Space						
HB 16-1405 FY 2016-17 General Appropriation Act	\$572,466	0.0	\$286,233	\$0	\$0	\$286,233
FY 2016-17 Initial Appropriation	\$572,466	0.0	\$286,233	\$0	\$0	\$286,233
FY 2016-17 Revised Appropriation Request	\$572,466	0.0	\$286,233	\$0	\$0	\$286,233
FY 2016-17 Initial Appropriation	\$572,466	0.0	\$286,233	\$0	\$0	\$286,233
TA-27 FY 2017-18 Operating Common Policy Adjustments	\$92,436	0.0	\$46,218	\$0	\$0	\$46,218
FY 2017-18 Base Request	\$664,902	0.0	\$332,451	\$0	\$0	\$332,451
FY 2017-18 Governor's Budget Request	\$664,902	0.0	\$332,451	\$0	\$0	\$332,451
FY 2017-18 Governor's Revised Request	\$664,902	0.0	\$332,451	\$0	\$0	\$332,451
Payments to OIT						
HB 16-1405 FY 2016-17 General Appropriation Act	\$4,703,675	0.0	\$1,974,295	\$377,545	\$0	\$2,351,835
FY 2016-17 Initial Appropriation	\$4,703,675	0.0	\$1,974,295	\$377,545	\$0	\$2,351,835
FY 2016-17 Revised Appropriation Request	\$4,703,675	0.0	\$1,974,295	\$377,545	\$0	\$2,351,835
FY 2016-17 Initial Appropriation	\$4,703,675	0.0	\$1,974,295	\$377,545	\$0	\$2,351,835
TA-37 Payments to OIT	(\$221,016)	0.0	(\$92,760)	(\$17,748)	\$0	(\$110,508)
FY 2017-18 Base Request	\$4,482,659	0.0	\$1,881,535	\$359,797	\$0	\$2,241,327
NPR-07 OIT Secure Colorado	\$44,731	0.0	\$18,774	\$3,592	\$0	\$22,365
NPR-08 OIT Deskside	\$126,669	0.0	\$52,583	\$10,252	\$0	\$63,834
R-08 MMIS Operations	\$325,000	0.0	\$162,500	\$0	\$0	\$162,500
FY 2017-18 Governor's Budget Request	\$4,979,059	0.0	\$2,115,392	\$373,641	\$0	\$2,490,026
FY 2017-18 Governor's Revised Request	\$4,979,059	0.0	\$2,115,392	\$373,641	\$0	\$2,490,026
CORE Operations						
HB 16-1405 FY 2016-17 General Appropriation Act	\$1,417,701	0.0	\$465,081	\$243,770	\$0	\$708,850
FY 2016-17 Initial Appropriation	\$1,417,701	0.0	\$465,081	\$243,770	\$0	\$708,850
FY 2016-17 Revised Appropriation Request	\$1,417,701	0.0	\$465,081	\$243,770	\$0	\$708,850
FY 2016-17 Initial Appropriation	\$1,417,701	0.0	\$465,081	\$243,770	\$0	\$708,850
TA-27 FY 2017-18 Operating Common Policy Adjustments	\$82,210	0.0	\$28,845	\$14,136	\$0	\$39,229
FY 2017-18 Base Request	\$1,499,911	0.0	\$493,926	\$257,906	\$0	\$748,079

Long Bill Line Item	Total Funds	FTE	General Fund	Cash Funds	Reappropriated	
					Funds	Federal Funds
FY 2017-18 Governor's Budget Request	\$1,499,911	0.0	\$493,926	\$257,906	\$0	\$748,079
FY 2017-18 Governor's Revised Request	\$1,499,911	0.0	\$493,926	\$257,906	\$0	\$748,079
Research Scholarships Using the All-Payer Claims Database						
HB 16-1405 FY 2016-17 General Appropriation Act	\$500,000	0.0	\$500,000	\$0	\$0	\$0
FY 2016-17 Initial Appropriation	\$500,000	0.0	\$500,000	\$0	\$0	\$0
FY 2016-17 Revised Appropriation Request	\$500,000	0.0	\$500,000	\$0	\$0	\$0
FY 2016-17 Initial Appropriation	\$500,000	0.0	\$500,000	\$0	\$0	\$0
FY 2017-18 Base Request	\$500,000	0.0	\$500,000	\$0	\$0	\$0
FY 2017-18 Governor's Budget Request	\$500,000	0.0	\$500,000	\$0	\$0	\$0
FY 2017-18 Governor's Revised Request	\$500,000	0.0	\$500,000	\$0	\$0	\$0
General Professional Services and Special Projects						
HB 16-1405 FY 2016-17 General Appropriation Act	\$6,625,237	0.0	\$1,947,261	\$1,227,500	\$0	\$3,450,476
HB 16-1407 Extend Medicaid Payment Reform & Innovation Pilot	\$150,000	0.0	\$75,000	\$0	\$0	75000
SB 16-120 Review By Medicaid Client For Billing Fraud	\$50,000	0.0	\$25,000	\$0	\$0	25000
SB 16-192 Assessment Tool Intellectual & Dev Disable	\$150,000	0.0	\$0	\$75,000	\$0	75000
SB 16-199 Program of All-inclusive Care for the Elderly	\$225,000	0.0	\$0	\$225,000	\$0	
FY 2016-17 Initial Appropriation	\$7,200,237	0.0	\$2,047,261	\$1,527,500	\$0	\$3,625,476
S-07 Oversight of State Resources	\$200,000	0.0	\$50,000	\$50,000	\$0	\$100,000
S-12 SB 16-199 PACE Rollforward	\$0	0.0	\$0	\$0	\$0	\$0
FY 2016-17 Revised Appropriation Request	\$7,400,237	0.0	\$2,097,261	\$1,577,500	\$0	\$3,725,476
FY 2016-17 Initial Appropriation	\$7,200,237	0.0	\$2,047,261	\$1,527,500	\$0	\$3,625,476
TA-01 FY 2014-15 BA-10, Enhanced Federal Medical Assistance	(\$150,000)	0.0	(\$75,000)	\$0	\$0	(\$75,000)
TA-03 FY 2015-16 R-13 ACC Reprocurement	(\$100,000)	0.0	(\$50,000)	\$0	\$0	(\$50,000)
TA-12 SB 16-199 PACE Rate Methodology	(\$225,000)	0.0	\$0	(\$225,000)	\$0	\$0
TA-20 SB 16-120 Medicaid EOB	(\$50,000)	0.0	(\$25,000)	\$0	\$0	(\$25,000)
TA-22 SB 16-192 Needs Assessment for Persons Eligible for LT	\$1,525,000	0.0	\$837,500	(\$75,000)	\$0	\$762,500
TA-42 FY 2015-16 R#7 Participant Directed Programs	(\$250,000)	0.0	(\$125,000)	\$0	\$0	(\$125,000)
TA-43 FY 2015-16 R-16 CPCI	(\$194,760)	0.0	(\$97,380)	\$0	\$0	(\$97,380)

Long Bill Line Item	Total Funds	FTE	General Fund	Cash Funds	Reappropriated	
					Funds	Federal Funds
FY 2017-18 Base Request	\$7,755,477	0.0	\$2,512,381	\$1,227,500	\$0	\$4,015,596
R-06 Delivery System and Payment Reform	\$0	0.0	\$0	\$0	\$0	\$0
R-07 Oversight of State Resources	\$1,621,365	0.0	\$510,683	\$300,000	\$0	\$810,682
R-08 MMIS Operations	(\$750,000)	0.0	(\$187,500)	\$0	\$0	(\$562,500)
R-09 Office of Community Living UR	(\$36,875)	0.0	\$0	(\$18,438)	\$0	(\$18,437)
R-13 Quality of Care and Performance Improvement Projects	\$708,339	0.0	\$315,420	\$0	\$0	\$392,919
FY 2017-18 Governor's Budget Request	\$9,298,306	0.0	\$3,150,984	\$1,509,062	\$0	\$4,638,260
BA-09 Pueblo Regional Center Corrective Action Plan	\$267,864	0.0	\$133,932	\$0	\$0	\$133,932
FY 2017-18 Governor's Revised Request	\$9,566,170	0.0	\$3,284,916	\$1,509,062	\$0	\$4,772,192

01. Executive Director's Office, (A) General Administration						
Subtotal						
FY 2016-17 Initial Appropriation	\$57,372,349	400.3	\$20,591,087	\$6,368,386	\$1,754,456	\$28,658,420
FY 2016-17 Total Revised Appropriation	\$57,573,189	400.3	\$20,641,507	\$6,418,386	\$1,754,456	\$28,758,840
FY 2017-18 Base Request	\$59,311,943	400.6	\$21,671,132	\$6,124,922	\$1,777,037	\$29,738,852
FY 2017-18 Governor's Budget Request	\$62,609,394	415.6	\$23,125,618	\$6,461,819	\$1,777,037	\$31,244,920
FY 2017-18 Governor's Revised Request	\$62,869,529	415.6	\$23,263,122	\$6,456,173	\$1,776,257	\$31,373,977

**01. Executive Director's Office, (B)
Transfers to/from Other Departments**

**Facility Survey and Certification, Transfer to
CDPHE**

HB 16-1405 FY 2016-17 General Appropriation Act	\$6,398,594	0.0	\$2,469,927	\$0	\$0	\$3,928,667
FY 2016-17 Initial Appropriation	\$6,398,594	0.0	\$2,469,927	\$0	\$0	\$3,928,667
FY 2016-17 Revised Appropriation Request	\$6,398,594	0.0	\$2,469,927	\$0	\$0	\$3,928,667
FY 2016-17 Initial Appropriation	\$6,398,594	0.0	\$2,469,927	\$0	\$0	\$3,928,667
TA-08 FY 2016-17 BA-8 HCBS Settings	(\$13,955)	0.0	(\$5,343)	\$0	\$0	(\$8,612)
TA-36 CDPHE Indirect Cost Assessment	\$325,000	0.0	\$0	\$0	\$0	\$325,000
TA-44 CDPHE Total Compensation	\$507,997	0.0	\$208,866	\$0	\$0	\$299,131
FY 2017-18 Base Request	\$7,217,636	0.0	\$2,673,450	\$0	\$0	\$4,544,186

Long Bill Line Item	Total Funds	FTE	General Fund	Cash Funds	Reappropriated	
					Funds	Federal Funds
NPR-01 CDPHE IDD Staffing	\$417,435	0.0	\$208,718	\$0	\$0	\$208,717
NPR-02 CDPHE Health Surveys	\$184,574	0.0	\$92,287	\$0	\$0	\$92,287
FY 2017-18 Governor's Budget Request	\$7,819,645	0.0	\$2,974,455	\$0	\$0	\$4,845,190
FY 2017-18 Governor's Revised Request	\$7,819,645	0.0	\$2,974,455	\$0	\$0	\$4,845,190
Nurse Home Visitor Program, Transfer from CDHS						
HB 16-1405 FY 2016-17 General Appropriation Act	\$3,010,000	0.0	\$0	\$0	\$1,498,980	\$1,511,020
FY 2016-17 Initial Appropriation	\$3,010,000	0.0	\$0	\$0	\$1,498,980	\$1,511,020
FY 2016-17 Revised Appropriation Request	\$3,010,000	0.0	\$0	\$0	\$1,498,980	\$1,511,020
FY 2016-17 Initial Appropriation	\$3,010,000	0.0	\$0	\$0	\$1,498,980	\$1,511,020
FY 2017-18 Base Request	\$3,010,000	0.0	\$0	\$0	\$1,498,980	\$1,511,020
R-14 FMAP	\$0	0.0	\$0	\$0	\$6,020	(\$6,020)
FY 2017-18 Governor's Budget Request	\$3,010,000	0.0	\$0	\$0	\$1,505,000	\$1,505,000
FY 2017-18 Governor's Revised Request	\$3,010,000	0.0	\$0	\$0	\$1,505,000	\$1,505,000
Prenatal Statistical Information, Transfer to CDPHE						
HB 16-1405 FY 2016-17 General Appropriation Act	\$5,887	0.0	\$2,944	\$0	\$0	\$2,943
FY 2016-17 Initial Appropriation	\$5,887	0.0	\$2,944	\$0	\$0	\$2,943
FY 2016-17 Revised Appropriation Request	\$5,887	0.0	\$2,944	\$0	\$0	\$2,943
FY 2016-17 Initial Appropriation	\$5,887	0.0	\$2,944	\$0	\$0	\$2,943
FY 2017-18 Base Request	\$5,887	0.0	\$2,944	\$0	\$0	\$2,943
FY 2017-18 Governor's Budget Request	\$5,887	0.0	\$2,944	\$0	\$0	\$2,943
FY 2017-18 Governor's Revised Request	\$5,887	0.0	\$2,944	\$0	\$0	\$2,943
Transfer to CDPHE Local Public Health Agencies						
HB 16-1405 FY 2016-17 General Appropriation Act	\$0	0.0	\$0	\$0	\$0	\$0
FY 2016-17 Initial Appropriation	\$0	0.0	\$0	\$0	\$0	\$0
FY 2016-17 Revised Appropriation Request	\$0	0.0	\$0	\$0	\$0	\$0
FY 2016-17 Initial Appropriation	\$0	0.0	\$0	\$0	\$0	\$0
FY 2017-18 Base Request	\$0	0.0	\$0	\$0	\$0	\$0

Long Bill Line Item	Total Funds	FTE	General Fund	Cash Funds	Reappropriated	
					Funds	Federal Funds
R-12 LPHA Partnerships	\$711,000	0.0	\$355,500	\$0	\$0	\$355,500
FY 2017-18 Governor's Budget Request	\$711,000	0.0	\$355,500	\$0	\$0	\$355,500
FY 2017-18 Governor's Revised Request	\$711,000	0.0	\$355,500	\$0	\$0	\$355,500
Nurse Aide Certification, Transfer to DORA						
HB 16-1405 FY 2016-17 General Appropriation Act	\$324,041	0.0	\$147,369	\$0	\$14,652	\$162,020
FY 2016-17 Initial Appropriation	\$324,041	0.0	\$147,369	\$0	\$14,652	\$162,020
FY 2016-17 Revised Appropriation Request	\$324,041	0.0	\$147,369	\$0	\$14,652	\$162,020
FY 2016-17 Initial Appropriation	\$324,041	0.0	\$147,369	\$0	\$14,652	\$162,020
FY 2017-18 Base Request	\$324,041	0.0	\$147,369	\$0	\$14,652	\$162,020
FY 2017-18 Governor's Budget Request	\$324,041	0.0	\$147,369	\$0	\$14,652	\$162,020
FY 2017-18 Governor's Revised Request	\$324,041	0.0	\$147,369	\$0	\$14,652	\$162,020
Reviews, Transfer to DORA						
HB 16-1405 FY 2016-17 General Appropriation Act	\$10,000	0.0	\$5,000	\$0	\$0	\$5,000
HB 16-1097 PUC Permit For Medicaid Transportation Providers	\$78,328	0.0	\$59,578	\$0	\$0	18750
FY 2016-17 Initial Appropriation	\$88,328	0.0	\$64,578	\$0	\$0	\$23,750
FY 2016-17 Revised Appropriation Request	\$88,328	0.0	\$64,578	\$0	\$0	\$23,750
FY 2016-17 Initial Appropriation	\$88,328	0.0	\$64,578	\$0	\$0	\$23,750
TA-25 HB 16-1097 PUC Permit for Medicaid Transportation	\$25,175	0.0	\$6,425	\$0	\$0	\$18,750
FY 2017-18 Base Request	\$113,503	0.0	\$71,003	\$0	\$0	\$42,500
FY 2017-18 Governor's Budget Request	\$113,503	0.0	\$71,003	\$0	\$0	\$42,500
FY 2017-18 Governor's Revised Request	\$113,503	0.0	\$71,003	\$0	\$0	\$42,500
Public School Health Services Admin., Transfer to DOE						
HB 16-1405 FY 2016-17 General Appropriation Act	\$170,979	0.0	\$0	\$0	\$170,979	\$0
FY 2016-17 Initial Appropriation	\$170,979	0.0	\$0	\$0	\$170,979	\$0
FY 2016-17 Revised Appropriation Request	\$170,979	0.0	\$0	\$0	\$170,979	\$0

Long Bill Line Item	Total Funds	FTE	General Fund	Cash Funds	Reappropriated	
					Funds	Federal Funds
FY 2016-17 Initial Appropriation	\$170,979	0.0	\$0	\$0	\$170,979	\$0
FY 2017-18 Base Request	\$170,979	0.0	\$0	\$0	\$170,979	\$0
FY 2017-18 Governor's Budget Request	\$170,979	0.0	\$0	\$0	\$170,979	\$0
FY 2017-18 Governor's Revised Request	\$170,979	0.0	\$0	\$0	\$170,979	\$0

**Home Modifications Benefit Administration,
Transfer to DOLA**

HB 16-1405 FY 2016-17 General Appropriation Act	\$219,356	0.0	\$109,678	\$0	\$0	\$109,678
FY 2016-17 Initial Appropriation	\$219,356	0.0	\$109,678	\$0	\$0	\$109,678
FY 2016-17 Revised Appropriation Request	\$219,356	0.0	\$109,678	\$0	\$0	\$109,678
FY 2016-17 Initial Appropriation	\$219,356	0.0	\$109,678	\$0	\$0	\$109,678
FY 2017-18 Base Request	\$219,356	0.0	\$109,678	\$0	\$0	\$109,678
FY 2017-18 Governor's Budget Request	\$219,356	0.0	\$109,678	\$0	\$0	\$109,678
FY 2017-18 Governor's Revised Request	\$219,356	0.0	\$109,678	\$0	\$0	\$109,678

01. Executive Director's Office, (B) Transfers to/from Other Departments Subtotal						
FY 2016-17 Initial Appropriation	\$10,217,185	0.0	\$2,794,496	\$0	\$1,684,611	\$5,738,078
FY 2016-17 Total Revised Appropriation	\$10,217,185	0.0	\$2,794,496	\$0	\$1,684,611	\$5,738,078
FY 2017-18 Base Request	\$11,061,402	0.0	\$3,004,444	\$0	\$1,684,611	\$6,372,347
FY 2017-18 Governor's Budget Request	\$12,374,411	0.0	\$3,660,949	\$0	\$1,690,631	\$7,022,831
FY 2017-18 Governor's Revised Request	\$12,374,411	0.0	\$3,660,949	\$0	\$1,690,631	\$7,022,831

**01. Executive Director's Office, (C)
Information Technology Contracts and
Projects**

MMIS Maintenance and Projects

HB 16-1405 FY 2016-17 General Appropriation Act	\$35,263,793	0.0	\$7,198,178	\$2,209,009	\$293,350	\$25,563,256
HB 16-1277 Appeal Process for Changes to Medicaid Benefits	\$25,000	0.0	\$2,500	\$0	\$0	22500
HB 16-1321 Medicaid Buy-in Certain Medicaid Waivers	\$138,027	0.0	\$0	\$13,803	\$0	124224
SB 16-120 Review By Medicaid Client For Billing Fraud	\$138,000	0.0	\$10,350	\$3,450	\$0	124200
FY 2016-17 Initial Appropriation	\$35,564,820	0.0	\$7,211,028	\$2,226,262	\$293,350	\$25,834,180

Long Bill Line Item	Total Funds	FTE	General Fund	Cash Funds	Reappropriated	
					Funds	Federal Funds
S-08 MMIS Operations	\$1,716,274	0.0	\$1,267,940	(\$306,876)	(\$279,984)	\$1,035,194
FY 2016-17 Revised Appropriation Request	\$37,281,094	0.0	\$8,478,968	\$1,919,386	\$13,366	\$26,869,374
FY 2016-17 Initial Appropriation	\$35,564,820	0.0	\$7,211,028	\$2,226,262	\$293,350	\$25,834,180
TA-06 FY 2015-16 S-9, FY 2016-17 BA-9 Provider Enrollment	\$2,663	0.0	\$0	\$2,663	\$0	\$0
TA-10 HB 16-1277 Appeals Process	(\$25,000)	0.0	(\$2,500)	\$0	\$0	(\$22,500)
TA-16 FY 2014-15 S-7, BA-7 MMIS Adjustments Final Test	(\$1,340,716)	0.0	(\$238,916)	(\$100,286)	\$0	(\$1,001,514)
TA-17 FY 2015-16 S-10, FY 2016-17 BA-10 ACC-MMP Grant	\$322,500	0.0	\$132,500	\$0	\$0	\$190,000
TA-19 SB 16-077 Employment First for People	\$228,838	0.0	\$23,298	\$0	\$0	\$205,540
TA-20 SB 16-120 Medicaid EOB	\$680,475	0.0	\$245,022	\$76,972	\$0	\$358,481
TA-22 SB 16-192 Needs Assessment for Persons Eligible for LT	\$145,200	0.0	\$14,520	\$0	\$0	\$130,680
TA-24 HB 16-1321 Waiver Buy-in	(\$138,027)	0.0	\$0	(\$13,803)	\$0	(\$124,224)
FY 2017-18 Base Request	\$35,440,753	0.0	\$7,384,952	\$2,191,808	\$293,350	\$25,570,643
R-08 MMIS Operations	\$5,501,405	0.0	(\$1,526,183)	\$2,078,236	(\$281,542)	\$5,230,894
R-10 Regional Center Task Force	\$593,300	0.0	\$59,330	\$0	\$0	\$533,970
FY 2017-18 Governor's Budget Request	\$41,535,458	0.0	\$5,918,099	\$4,270,044	\$11,808	\$31,335,507
FY 2017-18 Governor's Revised Request	\$41,535,458	0.0	\$5,918,099	\$4,270,044	\$11,808	\$31,335,507
MMIS Reprocurement Contracted Staff						
HB 16-1405 FY 2016-17 General Appropriation Act	\$5,145,018	0.0	\$431,304	\$134,757	\$0	\$4,578,957
FY 2016-17 Initial Appropriation	\$5,145,018	0.0	\$431,304	\$134,757	\$0	\$4,578,957
S-08 MMIS Operations	(\$4,675,328)	0.0	(\$60,222)	(\$37,064)	\$915	(\$4,578,957)
FY 2016-17 Revised Appropriation Request	\$469,690	0.0	\$371,082	\$97,693	\$915	\$0
FY 2016-17 Initial Appropriation	\$5,145,018	0.0	\$431,304	\$134,757	\$0	\$4,578,957
TA-16 FY 2014-15 S-7, BA-7 MMIS Adjustments Final Test	(\$2,147,771)	0.0	(\$158,997)	(\$79,864)	\$0	(\$1,908,910)
TA-26 FY 2013-14 R-5 MMIS Reprocurement	(\$2,997,247)	0.0	(\$272,307)	(\$54,893)	\$0	(\$2,670,047)
FY 2017-18 Base Request	\$0	0.0	\$0	\$0	\$0	\$0
FY 2017-18 Governor's Budget Request	\$0	0.0	\$0	\$0	\$0	\$0
FY 2017-18 Governor's Revised Request	\$0	0.0	\$0	\$0	\$0	\$0

Long Bill Line Item	Total Funds	FTE	General Fund	Cash Funds	Reappropriated	
					Funds	Federal Funds
MMIS Reprocurement Contracts						
HB 16-1405 FY 2016-17 General Appropriation Act	\$26,916,597	0.0	\$2,615,317	\$701,879	\$0	\$23,599,401
FY 2016-17 Initial Appropriation	\$26,916,597	0.0	\$2,615,317	\$701,879	\$0	\$23,599,401
S-08 MMIS Operations	\$1,463,574	0.0	(\$1,240,267)	(\$193,865)	\$9,675	\$2,888,031
FY 2016-17 Revised Appropriation Request	\$28,380,171	0.0	\$1,375,050	\$508,014	\$9,675	\$26,487,432
FY 2016-17 Initial Appropriation	\$26,916,597	0.0	\$2,615,317	\$701,879	\$0	\$23,599,401
TA-16 FY 2014-15 S-7, BA-7 MMIS Adjustments Final Test	(\$5,921,972)	0.0	(\$707,354)	(\$317,327)	\$0	(\$4,897,291)
TA-26 FY 2013-14 R-5 MMIS Reprocurement	(\$20,994,625)	0.0	(\$1,907,963)	(\$384,552)	\$0	(\$18,702,110)
FY 2017-18 Base Request	\$0	0.0	\$0	\$0	\$0	\$0
R-08 MMIS Operations	\$18,546,779	0.0	\$1,034,108	\$875,342	\$5,564	\$16,631,765
FY 2017-18 Governor's Budget Request	\$18,546,779	0.0	\$1,034,108	\$875,342	\$5,564	\$16,631,765
FY 2017-18 Governor's Revised Request	\$18,546,779	0.0	\$1,034,108	\$875,342	\$5,564	\$16,631,765
Fraud Detection Software Contract						
HB 16-1405 FY 2016-17 General Appropriation Act	\$250,000	0.0	\$62,500	\$0	\$0	\$187,500
FY 2016-17 Initial Appropriation	\$250,000	0.0	\$62,500	\$0	\$0	\$187,500
FY 2016-17 Revised Appropriation Request	\$250,000	0.0	\$62,500	\$0	\$0	\$187,500
FY 2016-17 Initial Appropriation	\$250,000	0.0	\$62,500	\$0	\$0	\$187,500
FY 2017-18 Base Request	\$250,000	0.0	\$62,500	\$0	\$0	\$187,500
R-08 MMIS Operations	(\$135,000)	0.0	(\$34,155)	\$0	\$0	(\$100,845)
FY 2017-18 Governor's Budget Request	\$115,000	0.0	\$28,345	\$0	\$0	\$86,655
FY 2017-18 Governor's Revised Request	\$115,000	0.0	\$28,345	\$0	\$0	\$86,655
Health Information Exchange Maintenance and Projects						
HB 16-1405 FY 2016-17 General Appropriation Act	\$10,622,455	0.0	\$2,046,246	\$0	\$0	\$8,576,209
FY 2016-17 Initial Appropriation	\$10,622,455	0.0	\$2,046,246	\$0	\$0	\$8,576,209
FY 2016-17 Revised Appropriation Request	\$10,622,455	0.0	\$2,046,246	\$0	\$0	\$8,576,209
FY 2016-17 Initial Appropriation	\$10,622,455	0.0	\$2,046,246	\$0	\$0	\$8,576,209
TA-02 FY 2014-15 R#5 Medicaid HIT	(\$2,235,000)	0.0	(\$223,500)	\$0	\$0	(\$2,011,500)
TA-21 FY 2015-16 R-9 Personal Health Records	(\$315,000)	0.0	\$68,500	\$0	\$0	(\$383,500)

Long Bill Line Item	Total Funds	FTE	General Fund	Cash Funds	Reappropriated	
					Funds	Federal Funds
FY 2017-18 Base Request	\$8,072,455	0.0	\$1,891,246	\$0	\$0	\$6,181,209
FY 2017-18 Governor's Budget Request	\$8,072,455	0.0	\$1,891,246	\$0	\$0	\$6,181,209
FY 2017-18 Governor's Revised Request	\$8,072,455	0.0	\$1,891,246	\$0	\$0	\$6,181,209
Connect for Health Colorado Systems						
HB 16-1405 FY 2016-17 General Appropriation Act	\$0	0.0	\$0	\$0	\$0	\$0
FY 2016-17 Initial Appropriation	\$0	0.0	\$0	\$0	\$0	\$0
S-13 Medicaid Funding for Connect for Health Colorado	\$669,757	0.0	\$122,690	\$0	\$0	\$547,067
FY 2016-17 Revised Appropriation Request	\$669,757	0.0	\$122,690	\$0	\$0	\$547,067
FY 2016-17 Initial Appropriation	\$0	0.0	\$0	\$0	\$0	\$0
FY 2017-18 Base Request	\$0	0.0	\$0	\$0	\$0	\$0
	\$0	0.0	\$0	\$0	\$0	\$0
BA-13 Medicaid Funding for Connect for Health Colorado	\$669,757	0.0	\$122,690	\$0	\$0	\$547,067
FY 2017-18 Governor's Revised Request	\$669,757	0.0	\$122,690	\$0	\$0	\$547,067
Colorado Benefits Management Systems, Operating & Contracts						
HB 16-1405 FY 2016-17 General Appropriation Act	\$23,132,658	0.0	\$7,691,683	\$3,319,100	\$87,981	\$12,033,894
FY 2016-17 Initial Appropriation	\$23,132,658	0.0	\$7,691,683	\$3,319,100	\$87,981	\$12,033,894
NPS-01 OIT CBMS	(\$1,276,246)	0.0	(\$2,135,711)	(\$832,685)	(\$34,760)	\$1,726,910
FY 2016-17 Revised Appropriation Request	\$21,856,412	0.0	\$5,555,972	\$2,486,415	\$53,221	\$13,760,804
FY 2016-17 Initial Appropriation	\$23,132,658	0.0	\$7,691,683	\$3,319,100	\$87,981	\$12,033,894
TA-09 FY 2016-17 NPR-05 Cervical Cancer Eligibility	(\$38,771)	0.0	\$0	(\$19,386)	\$0	(\$19,385)
TA-13 FY 2016-17 NP S-1 BA-2 CBMS	\$59,843	0.0	\$21,423	\$8,339	\$242	\$29,839
TA-14 FY 2016-17 NP R-2 CBMS-PEAK Annual Adjustment	\$1,601,147	0.0	\$573,206	\$221,852	\$6,460	\$799,629
FY 2017-18 Base Request	\$24,754,877	0.0	\$8,286,312	\$3,529,905	\$94,683	\$12,843,977
FY 2017-18 Governor's Budget Request	\$24,754,877	0.0	\$8,286,312	\$3,529,905	\$94,683	\$12,843,977
NPBA-01 OIT CBMS	(\$1,205,737)	0.0	(\$3,066,628)	(\$75,970)	(\$37,117)	\$1,973,978
FY 2017-18 Governor's Revised Request	\$23,549,140	0.0	\$5,219,684	\$3,453,935	\$57,566	\$14,817,955

Long Bill Line Item	Total Funds	FTE	General Fund	Cash Funds	Reappropriated	
					Funds	Federal Funds
Colorado Benefits Management Systems, Health Care and Econom						
HB 16-1405 FY 2016-17 General Appropriation Act	\$648,441	0.0	\$232,139	\$90,321	\$2,617	\$323,364
FY 2016-17 Initial Appropriation	\$648,441	0.0	\$232,139	\$90,321	\$2,617	\$323,364
NPS-01 OIT CBMS	\$33,362	0.0	\$12,485	\$4,805	(\$906)	\$16,978
FY 2016-17 Revised Appropriation Request	\$681,803	0.0	\$244,624	\$95,126	\$1,711	\$340,342
FY 2016-17 Initial Appropriation	\$648,441	0.0	\$232,139	\$90,321	\$2,617	\$323,364
FY 2017-18 Base Request	\$648,441	0.0	\$232,139	\$90,321	\$2,617	\$323,364
FY 2017-18 Governor's Budget Request	\$648,441	0.0	\$232,139	\$90,321	\$2,617	\$323,364
NPBA-01 OIT CBMS	\$36,375	0.0	\$13,190	\$5,600	(\$898)	\$18,483
FY 2017-18 Governor's Revised Request	\$684,816	0.0	\$245,329	\$95,921	\$1,719	\$341,847
01. Executive Director's Office, (C) Information Technology Contracts and Projects Subtotal						
FY 2016-17 Initial Appropriation	\$102,279,989	0.0	\$20,290,217	\$6,472,319	\$383,948	\$75,133,505
FY 2016-17 Total Revised Appropriation	\$100,211,382	0.0	\$18,257,132	\$5,106,634	\$78,888	\$76,768,728
FY 2017-18 Base Request	\$69,166,526	0.0	\$17,857,149	\$5,812,034	\$390,650	\$45,106,693
FY 2017-18 Governor's Budget Request	\$93,673,010	0.0	\$17,390,249	\$8,765,612	\$114,672	\$67,402,477
FY 2017-18 Governor's Revised Request	\$93,173,405	0.0	\$14,459,501	\$8,695,242	\$76,657	\$69,942,005
01. Executive Director's Office, (D) Eligibility Determinations and Client Services						
Medical Identification Cards						
HB 16-1405 FY 2016-17 General Appropriation Act	\$278,974	0.0	\$90,988	\$44,587	\$28	\$143,371
FY 2016-17 Initial Appropriation	\$278,974	0.0	\$90,988	\$44,587	\$28	\$143,371
FY 2016-17 Revised Appropriation Request	\$278,974	0.0	\$90,988	\$44,587	\$28	\$143,371
FY 2016-17 Initial Appropriation	\$278,974	0.0	\$90,988	\$44,587	\$28	\$143,371
FY 2017-18 Base Request	\$278,974	0.0	\$90,988	\$44,587	\$28	\$143,371
FY 2017-18 Governor's Budget Request	\$278,974	0.0	\$90,988	\$44,587	\$28	\$143,371
FY 2017-18 Governor's Revised Request	\$278,974	0.0	\$90,988	\$44,587	\$28	\$143,371

Long Bill Line Item	Total Funds	FTE	General Fund	Cash Funds	Reappropriated	
					Funds	Federal Funds
Contracts for Special Eligibility Determinations						
HB 16-1405 FY 2016-17 General Appropriation Act	\$11,402,297	0.0	\$969,756	\$4,343,468	\$0	\$6,089,073
FY 2016-17 Initial Appropriation	\$11,402,297	0.0	\$969,756	\$4,343,468	\$0	\$6,089,073
FY 2016-17 Revised Appropriation Request	\$11,402,297	0.0	\$969,756	\$4,343,468	\$0	\$6,089,073
FY 2016-17 Initial Appropriation	\$11,402,297	0.0	\$969,756	\$4,343,468	\$0	\$6,089,073
FY 2017-18 Base Request	\$11,402,297	0.0	\$969,756	\$4,343,468	\$0	\$6,089,073
FY 2017-18 Governor's Budget Request	\$11,402,297	0.0	\$969,756	\$4,343,468	\$0	\$6,089,073
FY 2017-18 Governor's Revised Request	\$11,402,297	0.0	\$969,756	\$4,343,468	\$0	\$6,089,073
County Administration						
HB 16-1405 FY 2016-17 General Appropriation Act	\$45,998,063	0.0	\$11,114,448	\$5,859,623	\$0	\$29,023,992
FY 2016-17 Initial Appropriation	\$45,998,063	0.0	\$11,114,448	\$5,859,623	\$0	\$29,023,992
FY 2016-17 Revised Appropriation Request	\$45,998,063	0.0	\$11,114,448	\$5,859,623	\$0	\$29,023,992
FY 2016-17 Initial Appropriation	\$45,998,063	0.0	\$11,114,448	\$5,859,623	\$0	\$29,023,992
FY 2017-18 Base Request	\$45,998,063	0.0	\$11,114,448	\$5,859,623	\$0	\$29,023,992
FY 2017-18 Governor's Budget Request	\$45,998,063	0.0	\$11,114,448	\$5,859,623	\$0	\$29,023,992
FY 2017-18 Governor's Revised Request	\$45,998,063	0.0	\$11,114,448	\$5,859,623	\$0	\$29,023,992
Hospital Provider Fee County Administration						
HB 16-1405 FY 2016-17 General Appropriation Act	\$15,748,868	0.0	\$0	\$4,945,446	\$0	\$10,803,422
FY 2016-17 Initial Appropriation	\$15,748,868	0.0	\$0	\$4,945,446	\$0	\$10,803,422
FY 2016-17 Revised Appropriation Request	\$15,748,868	0.0	\$0	\$4,945,446	\$0	\$10,803,422
FY 2016-17 Initial Appropriation	\$15,748,868	0.0	\$0	\$4,945,446	\$0	\$10,803,422
FY 2017-18 Base Request	\$15,748,868	0.0	\$0	\$4,945,446	\$0	\$10,803,422
FY 2017-18 Governor's Budget Request	\$15,748,868	0.0	\$0	\$4,945,446	\$0	\$10,803,422
FY 2017-18 Governor's Revised Request	\$15,748,868	0.0	\$0	\$4,945,446	\$0	\$10,803,422

Long Bill Line Item	Total Funds	FTE	General Fund	Cash Funds	Reappropriated	
					Funds	Federal Funds
Medical Assistance Sites						
HB 16-1405 FY 2016-17 General Appropriation Act	\$1,531,968	0.0	\$0	\$402,984	\$0	\$1,128,984
FY 2016-17 Initial Appropriation	\$1,531,968	0.0	\$0	\$402,984	\$0	\$1,128,984
FY 2016-17 Revised Appropriation Request	\$1,531,968	0.0	\$0	\$402,984	\$0	\$1,128,984
FY 2016-17 Initial Appropriation	\$1,531,968	0.0	\$0	\$402,984	\$0	\$1,128,984
FY 2017-18 Base Request	\$1,531,968	0.0	\$0	\$402,984	\$0	\$1,128,984
FY 2017-18 Governor's Budget Request	\$1,531,968	0.0	\$0	\$402,984	\$0	\$1,128,984
FY 2017-18 Governor's Revised Request	\$1,531,968	0.0	\$0	\$402,984	\$0	\$1,128,984
Administrative Case Management						
HB 16-1405 FY 2016-17 General Appropriation Act	\$869,744	0.0	\$434,872	\$0	\$0	\$434,872
FY 2016-17 Initial Appropriation	\$869,744	0.0	\$434,872	\$0	\$0	\$434,872
FY 2016-17 Revised Appropriation Request	\$869,744	0.0	\$434,872	\$0	\$0	\$434,872
FY 2016-17 Initial Appropriation	\$869,744	0.0	\$434,872	\$0	\$0	\$434,872
FY 2017-18 Base Request	\$869,744	0.0	\$434,872	\$0	\$0	\$434,872
FY 2017-18 Governor's Budget Request	\$869,744	0.0	\$434,872	\$0	\$0	\$434,872
FY 2017-18 Governor's Revised Request	\$869,744	0.0	\$434,872	\$0	\$0	\$434,872
Customer Outreach						
HB 16-1405 FY 2016-17 General Appropriation Act	\$5,741,256	0.0	\$2,474,880	\$336,621	\$0	\$2,929,755
HB 16-1407 Extend Medicaid Payment Reform & Innovation Pilot	\$163,590	0.0	\$81,795	\$0	\$0	81795
FY 2016-17 Initial Appropriation	\$5,904,846	0.0	\$2,556,675	\$336,621	\$0	\$3,011,550
FY 2016-17 Revised Appropriation Request	\$5,904,846	0.0	\$2,556,675	\$336,621	\$0	\$3,011,550
FY 2016-17 Initial Appropriation	\$5,904,846	0.0	\$2,556,675	\$336,621	\$0	\$3,011,550
TA-17 FY 2015-16 S-10, FY 2016-17 BA-10 ACC-MMP Grant	\$230,589	0.0	\$80,985	\$0	\$0	\$149,604
FY 2017-18 Base Request	\$6,135,435	0.0	\$2,637,660	\$336,621	\$0	\$3,161,154
R-06 Delivery System and Payment Reform	\$0	0.0	\$0	\$0	\$0	\$0
R-11 Vendor Transitions	\$472,010	0.0	\$236,005	\$0	\$0	\$236,005
FY 2017-18 Governor's Budget Request	\$6,607,445	0.0	\$2,873,665	\$336,621	\$0	\$3,397,159
FY 2017-18 Governor's Revised Request	\$6,607,445	0.0	\$2,873,665	\$336,621	\$0	\$3,397,159

Long Bill Line Item	Total Funds	FTE	General Fund	Cash Funds	Reappropriated	
					Funds	Federal Funds
Centralized Eligibility Vendor Contract Project						
HB 16-1405 FY 2016-17 General Appropriation Act	\$5,053,644	0.0	\$0	\$1,745,342	\$0	\$3,308,302
FY 2016-17 Initial Appropriation	\$5,053,644	0.0	\$0	\$1,745,342	\$0	\$3,308,302
FY 2016-17 Revised Appropriation Request	\$5,053,644	0.0	\$0	\$1,745,342	\$0	\$3,308,302
FY 2016-17 Initial Appropriation	\$5,053,644	0.0	\$0	\$1,745,342	\$0	\$3,308,302
FY 2017-18 Base Request	\$5,053,644	0.0	\$0	\$1,745,342	\$0	\$3,308,302
FY 2017-18 Governor's Budget Request	\$5,053,644	0.0	\$0	\$1,745,342	\$0	\$3,308,302
FY 2017-18 Governor's Revised Request	\$5,053,644	0.0	\$0	\$1,745,342	\$0	\$3,308,302
Connect for Health Colorado Eligibility Determination						
HB 16-1405 FY 2016-17 General Appropriation Act	\$0	0.0	\$0	\$0	\$0	\$0
FY 2016-17 Initial Appropriation	\$0	0.0	\$0	\$0	\$0	\$0
S-13 Medicaid Funding for Connect for Health Colorado	\$4,474,451	0.0	\$1,667,767	\$0	\$0	\$2,806,684
FY 2016-17 Revised Appropriation Request	\$4,474,451	0.0	\$1,667,767	\$0	\$0	\$2,806,684
FY 2016-17 Initial Appropriation	\$0	0.0	\$0	\$0	\$0	\$0
FY 2017-18 Base Request	\$0	0.0	\$0	\$0	\$0	\$0
	\$0	0.0	\$0	\$0	\$0	\$0
BA-13 Medicaid Funding for Connect for Health Colorado	\$4,474,451	0.0	\$1,667,767	\$0	\$0	\$2,806,684
FY 2017-18 Governor's Revised Request	\$4,474,451	0.0	\$1,667,767	\$0	\$0	\$2,806,684
01. Executive Director's Office, (D) Eligibility Determinations and Client Services Subtotal						
FY 2016-17 Initial Appropriation	\$86,788,404	0.0	\$15,166,739	\$17,678,071	\$28	\$53,943,566
FY 2016-17 Total Revised Appropriation	\$91,262,855	0.0	\$16,834,506	\$17,678,071	\$28	\$56,750,250
FY 2017-18 Base Request	\$87,018,993	0.0	\$15,247,724	\$17,678,071	\$28	\$54,093,170
FY 2017-18 Governor's Budget Request	\$87,491,003	0.0	\$15,483,729	\$17,678,071	\$28	\$54,329,175
FY 2017-18 Governor's Revised Request	\$91,965,454	0.0	\$17,151,496	\$17,678,071	\$28	\$57,135,859

Long Bill Line Item	Total Funds	FTE	General Fund	Cash Funds	Reappropriated	
					Funds	Federal Funds
01. Executive Director's Office, (E)						
Utilization and Quality Review Contracts						
Professional Service Contracts						
HB 16-1405 FY 2016-17 General Appropriation Act	\$11,985,007	0.0	\$3,452,759	\$461,089	\$0	\$8,071,159
HB 16-1407 Extend Medicaid Payment Reform & Innovation Pilot	\$202,856	0.0	\$50,714	\$0	\$0	152142
FY 2016-17 Initial Appropriation	\$12,187,863	0.0	\$3,503,473	\$461,089	\$0	\$8,223,301
FY 2016-17 Revised Appropriation Request	\$12,187,863	0.0	\$3,503,473	\$461,089	\$0	\$8,223,301
FY 2016-17 Initial Appropriation	\$12,187,863	0.0	\$3,503,473	\$461,089	\$0	\$8,223,301
TA-17 FY 2015-16 S-10, FY 2016-17 BA-10 ACC-MMP Grant	\$119,999	0.0	\$30,000	\$0	\$0	\$89,999
FY 2017-18 Base Request	\$12,307,862	0.0	\$3,533,473	\$461,089	\$0	\$8,313,300
R-08 MMIS Operations	(\$96,968)	0.0	(\$48,484)	\$0	\$0	(\$48,484)
R-09 Office of Community Living UR	\$905,203	0.0	\$217,084	\$9,219	\$0	\$678,900
FY 2017-18 Governor's Budget Request	\$13,116,097	0.0	\$3,702,073	\$470,308	\$0	\$8,943,716
FY 2017-18 Governor's Revised Request	\$13,116,097	0.0	\$3,702,073	\$470,308	\$0	\$8,943,716
01. Executive Director's Office, (E) Utilization and Quality Review Contracts Subtotal						
FY 2016-17 Initial Appropriation	\$12,187,863	0.0	\$3,503,473	\$461,089	\$0	\$8,223,301
FY 2016-17 Total Revised Appropriation	\$12,187,863	0.0	\$3,503,473	\$461,089	\$0	\$8,223,301
FY 2017-18 Base Request	\$12,307,862	0.0	\$3,533,473	\$461,089	\$0	\$8,313,300
FY 2017-18 Governor's Budget Request	\$13,116,097	0.0	\$3,702,073	\$470,308	\$0	\$8,943,716
FY 2017-18 Governor's Revised Request	\$13,116,097	0.0	\$3,702,073	\$470,308	\$0	\$8,943,716

Long Bill Line Item	Total Funds	FTE	General Fund	Cash Funds	Reappropriated Funds	Federal Funds
01. Executive Director's Office, (F) Provider Audits and Services						
Professional Audit Contracts						
HB 16-1405 FY 2016-17 General Appropriation Act	\$3,401,907	0.0	\$1,266,408	\$415,408	\$0	\$1,720,091
FY 2016-17 Initial Appropriation	\$3,401,907	0.0	\$1,266,408	\$415,408	\$0	\$1,720,091
S-10 Regional Center Cost Reporting	\$75,000	0.0	\$37,500	\$0	\$0	\$37,500
FY 2016-17 Revised Appropriation Request	\$3,476,907	0.0	\$1,303,908	\$415,408	\$0	\$1,757,591
FY 2016-17 Initial Appropriation	\$3,401,907	0.0	\$1,266,408	\$415,408	\$0	\$1,720,091
TA-23 FY 2007-08 S-5 Revised Federal Rule for Payment Error	(\$588,501)	0.0	(\$147,125)	(\$102,988)	\$0	(\$338,388)
FY 2017-18 Base Request	\$2,813,406	0.0	\$1,119,283	\$312,420	\$0	\$1,381,703
R-07 Oversight of State Resources	\$204,000	0.0	\$102,000	\$0	\$0	\$102,000
R-09 Office of Community Living UR	\$162,240	0.0	\$40,560	\$0	\$0	\$121,680
FY 2017-18 Governor's Budget Request	\$3,179,646	0.0	\$1,261,843	\$312,420	\$0	\$1,605,383
BA-10 Regional Center Cost Reporting	\$75,000	0.0	\$37,500	\$0	\$0	\$37,500
FY 2017-18 Governor's Revised Request	\$3,254,646	0.0	\$1,299,343	\$312,420	\$0	\$1,642,883
01. Executive Director's Office, (F) Provider Audits and Services Subtotal						
FY 2016-17 Initial Appropriation	\$3,401,907	0.0	\$1,266,408	\$415,408	\$0	\$1,720,091
FY 2016-17 Total Revised Appropriation	\$3,476,907	0.0	\$1,303,908	\$415,408	\$0	\$1,757,591
FY 2017-18 Base Request	\$2,813,406	0.0	\$1,119,283	\$312,420	\$0	\$1,381,703
FY 2017-18 Governor's Budget Request	\$3,179,646	0.0	\$1,261,843	\$312,420	\$0	\$1,605,383
FY 2017-18 Governor's Revised Request	\$3,254,646	0.0	\$1,299,343	\$312,420	\$0	\$1,642,883

Long Bill Line Item	Total Funds	FTE	General Fund	Cash Funds	Reappropriated Funds	Federal Funds
01. Executive Director's Office, (G) Recoveries and Recoupment Contract Costs						
Estate Recovery						
HB 16-1405 FY 2016-17 General Appropriation Act	\$700,000	0.0	\$0	\$350,000	\$0	\$350,000
FY 2016-17 Initial Appropriation	\$700,000	0.0	\$0	\$350,000	\$0	\$350,000
FY 2016-17 Revised Appropriation Request	\$700,000	0.0	\$0	\$350,000	\$0	\$350,000
FY 2016-17 Initial Appropriation	\$700,000	0.0	\$0	\$350,000	\$0	\$350,000
FY 2017-18 Base Request	\$700,000	0.0	\$0	\$350,000	\$0	\$350,000
FY 2017-18 Governor's Budget Request	\$700,000	0.0	\$0	\$350,000	\$0	\$350,000
FY 2017-18 Governor's Revised Request	\$700,000	0.0	\$0	\$350,000	\$0	\$350,000
01. Executive Director's Office, (G) Recoveries and Recoupment Contract Costs Subtotal						
FY 2016-17 Initial Appropriation	\$700,000	0.0	\$0	\$350,000	\$0	\$350,000
FY 2016-17 Total Revised Appropriation	\$700,000	0.0	\$0	\$350,000	\$0	\$350,000
FY 2017-18 Base Request	\$700,000	0.0	\$0	\$350,000	\$0	\$350,000
FY 2017-18 Governor's Budget Request	\$700,000	0.0	\$0	\$350,000	\$0	\$350,000
FY 2017-18 Governor's Revised Request	\$700,000	0.0	\$0	\$350,000	\$0	\$350,000

Long Bill Line Item	Total Funds	FTE	General Fund	Cash Funds	Reappropriated	
					Funds	Federal Funds
01. Executive Director's Office, (I) Indirect Cost Recoveries						
Indirect Cost Assessment						
HB 16-1405 FY 2016-17 General Appropriation Act	\$695,366	0.0	\$0	\$224,727	\$5,941	\$464,698
FY 2016-17 Initial Appropriation	\$695,366	0.0	\$0	\$224,727	\$5,941	\$464,698
FY 2016-17 Revised Appropriation Request	\$695,366	0.0	\$0	\$224,727	\$5,941	\$464,698
FY 2016-17 Initial Appropriation	\$695,366	0.0	\$0	\$224,727	\$5,941	\$464,698
TA-34 Statewide Indirect Cost Recoveries Common Policy	\$215,804	0.0	\$0	\$32,729	\$111,491	\$71,584
FY 2017-18 Base Request	\$911,170	0.0	\$0	\$257,456	\$117,432	\$536,282
FY 2017-18 Governor's Budget Request	\$911,170	0.0	\$0	\$257,456	\$117,432	\$536,282
FY 2017-18 Governor's Revised Request	\$911,170	0.0	\$0	\$257,456	\$117,432	\$536,282
01. Executive Director's Office, (I) Indirect Cost Recoveries Subtotal						
FY 2016-17 Initial Appropriation	\$695,366	0.0	\$0	\$224,727	\$5,941	\$464,698
FY 2016-17 Total Revised Appropriation	\$695,366	0.0	\$0	\$224,727	\$5,941	\$464,698
FY 2017-18 Base Request	\$911,170	0.0	\$0	\$257,456	\$117,432	\$536,282
FY 2017-18 Governor's Budget Request	\$911,170	0.0	\$0	\$257,456	\$117,432	\$536,282
FY 2017-18 Governor's Revised Request	\$911,170	0.0	\$0	\$257,456	\$117,432	\$536,282

Long Bill Line Item	Total Funds	FTE	General Fund	Cash Funds	Reappropriated	
					Funds	Federal Funds
02. Medical Services Premiums						
Medical and LT Care Services for Medicaid Eligible Indvcls						
HB 16-1405 FY 2016-17 General Appropriation Act	\$6,762,815,547	0.0	\$1,948,969,728	\$678,702,748	\$5,240,893	\$4,129,902,178
HB 16-1097 PUC Permit For Medicaid Transportation Providers	(\$215,271)	0.0	(\$69,405)	(\$2,549)	\$0	-143317
HB 16-1408 Cash Fund Allocations for Health-related Programs	\$55,694,236	0.0	(\$6,451,471)	\$27,008,330	\$0	35137377
SB 16-027 Medicaid Option For Prescribed Drugs By Mail	(\$29,917)	0.0	(\$9,084)	(\$409)	\$0	-20424
FY 2016-17 Initial Appropriation	\$6,818,264,595	0.0	\$1,942,439,768	\$705,708,120	\$5,240,893	\$4,164,875,814
S-01 Medical Services Premiums	\$141,694,902	0.0	\$32,217,993	\$1,650,193	\$3,861,816	\$103,964,900
S-06 Delivery System and Payment Reform	(\$15,440,295)	0.0	(\$7,720,148)	\$0	\$0	(\$7,720,147)
FY 2016-17 Revised Appropriation Request	\$6,944,519,202	0.0	\$1,966,937,613	\$707,358,313	\$9,102,709	\$4,261,120,567
FY 2016-17 Initial Appropriation	\$6,818,264,595	0.0	\$1,942,439,768	\$705,708,120	\$5,240,893	\$4,164,875,814
TA-01 FY 2014-15 BA-10, Enhanced Federal Medical Assistance	(\$7,748,597)	0.0	(\$3,169,176)	\$0	\$0	(\$4,579,421)
TA-09 FY 2016-17 NPR-05 Cervical Cancer Eligibility	\$0	0.0	\$0	\$283	\$0	(\$283)
TA-18 SB 16-027 Mail Delivery Pharmacy	(\$1,737,180)	0.0	(\$528,579)	(\$43,239)	\$0	(\$1,165,362)
TA-24 HB 16-1321 Waiver Buy-in	\$61,533	0.0	(\$138,758)	\$184,000	\$0	\$16,291
TA-25 HB 16-1097 PUC Permit for Medicaid Transportation	(\$234,492)	0.0	(\$67,441)	(\$8,561)	\$0	(\$158,490)
TA-32 SB 11-177 Sunset Teen Pregnancy & Dropout Program	(\$18,511)	0.0	\$12,996	\$0	\$0	(\$31,507)
TA-33 HB 16-1408 Cash Fund Allocations	(\$55,694,236)	0.0	\$6,451,471	(\$27,008,330)	\$0	(\$35,137,377)
FY 2017-18 Base Request	\$6,752,893,112	0.0	\$1,945,000,281	\$678,832,273	\$5,240,893	\$4,123,819,665
R-01 Medical Services Premiums	\$361,396,284	0.0	\$124,330,802	\$10,348,553	\$3,790,151	\$222,926,778
R-06 Delivery System and Payment Reform	\$29,930,444	0.0	\$7,014,977	\$903,427	\$0	\$22,012,040
R-07 Oversight of State Resources	(\$1,402,565)	0.0	(\$2,789,665)	(\$240,123)	\$0	\$1,627,223
R-11 Vendor Transitions	\$2,100,000	0.0	\$680,400	\$369,600	\$0	\$1,050,000
FY 2017-18 Governor's Budget Request	\$7,144,917,275	0.0	\$2,074,236,795	\$690,213,730	\$9,031,044	\$4,371,435,706
FY 2017-18 Governor's Revised Request	\$7,144,917,275	0.0	\$2,074,236,795	\$690,213,730	\$9,031,044	\$4,371,435,706
02. Medical Services Premiums Subtotal						
FY 2016-17 Initial Appropriation	\$6,818,264,595	0.0	\$1,942,439,768	\$705,708,120	\$5,240,893	\$4,164,875,814
FY 2016-17 Total Revised Appropriation	\$6,944,519,202	0.0	\$1,966,937,613	\$707,358,313	\$9,102,709	\$4,261,120,567
FY 2017-18 Base Request	\$6,752,893,112	0.0	\$1,945,000,281	\$678,832,273	\$5,240,893	\$4,123,819,665
FY 2017-18 Governor's Budget Request	\$7,144,917,275	0.0	\$2,074,236,795	\$690,213,730	\$9,031,044	\$4,371,435,706
FY 2017-18 Governor's Revised Request	\$7,144,917,275	0.0	\$2,074,236,795	\$690,213,730	\$9,031,044	\$4,371,435,706

Long Bill Line Item	Total Funds	FTE	General Fund	Cash Funds	Reappropriated	
					Funds	Federal Funds
03. Behavioral Health Community Programs						
Behavioral Health Capitation Payments						
HB 16-1405 FY 2016-17 General Appropriation Act	\$653,650,029	0.0	\$181,949,404	\$16,383,180	\$0	\$455,317,445
FY 2016-17 Initial Appropriation	\$653,650,029	0.0	\$181,949,404	\$16,383,180	\$0	\$455,317,445
S-02 Behavioral Health	(\$56,302,390)	0.0	(\$6,672,399)	\$594,011	\$0	(\$50,224,002)
S-15 FY 2015-16 Overexpenditure	\$0	0.0	\$0	\$0	\$0	\$0
FY 2016-17 Revised Appropriation Request	\$597,347,639	0.0	\$175,277,005	\$16,977,191	\$0	\$405,093,443
FY 2016-17 Initial Appropriation	\$653,650,029	0.0	\$181,949,404	\$16,383,180	\$0	\$455,317,445
TA-09 FY 2016-17 NPR-05 Cervical Cancer Eligibility	\$0	0.0	\$0	\$19	\$0	(\$19)
TA-24 HB 16-1321 Waiver Buy-in	\$8,645	0.0	(\$28,516)	\$32,837	\$0	\$4,324
FY 2017-18 Base Request	\$653,658,674	0.0	\$181,920,888	\$16,416,036	\$0	\$455,321,750
R-02 Behavioral Health	\$20,688,700	0.0	(\$738,391)	\$11,287,683	\$0	\$10,139,408
R-06 Delivery System and Payment Reform	(\$26,717,069)	0.0	(\$7,215,319)	(\$1,090,836)	\$0	(\$18,410,914)
FY 2017-18 Governor's Budget Request	\$647,630,305	0.0	\$173,967,178	\$26,612,883	\$0	\$447,050,244
FY 2017-18 Governor's Revised Request	\$647,630,305	0.0	\$173,967,178	\$26,612,883	\$0	\$447,050,244
Behavioral Health Fee-for-Service Payments						
HB 16-1405 FY 2016-17 General Appropriation Act	\$8,967,301	0.0	\$1,678,280	\$249,835	\$0	\$7,039,186
FY 2016-17 Initial Appropriation	\$8,967,301	0.0	\$1,678,280	\$249,835	\$0	\$7,039,186
S-02 Behavioral Health	(\$145,908)	0.0	\$292,653	(\$24,488)	\$0	(\$414,073)
FY 2016-17 Revised Appropriation Request	\$8,821,393	0.0	\$1,970,933	\$225,347	\$0	\$6,625,113
FY 2016-17 Initial Appropriation	\$8,967,301	0.0	\$1,678,280	\$249,835	\$0	\$7,039,186
FY 2017-18 Base Request	\$8,967,301	0.0	\$1,678,280	\$249,835	\$0	\$7,039,186
R-02 Behavioral Health	\$273,844	0.0	\$331,900	\$132,775	\$0	(\$190,831)
FY 2017-18 Governor's Budget Request	\$9,241,145	0.0	\$2,010,180	\$382,610	\$0	\$6,848,355
FY 2017-18 Governor's Revised Request	\$9,241,145	0.0	\$2,010,180	\$382,610	\$0	\$6,848,355
03. Behavioral Health Community Programs Subtotal						
FY 2016-17 Initial Appropriation	\$662,617,330	0.0	\$183,627,684	\$16,633,015	\$0	\$462,356,631
FY 2016-17 Total Revised Appropriation	\$606,169,032	0.0	\$177,247,938	\$17,202,538	\$0	\$411,718,556
FY 2017-18 Base Request	\$662,625,975	0.0	\$183,599,168	\$16,665,871	\$0	\$462,360,936
FY 2017-18 Governor's Budget Request	\$656,871,450	0.0	\$175,977,358	\$26,995,493	\$0	\$453,898,599
FY 2017-18 Governor's Revised Request	\$656,871,450	0.0	\$175,977,358	\$26,995,493	\$0	\$453,898,599

Long Bill Line Item	Total Funds	FTE	General Fund	Cash Funds	Reappropriated	
					Funds	Federal Funds
04. Office of Community Living, (A)						
Division of Intellectual and Developmental						
Disabilities, (1) Administrative Costs						
Personal Services						
HB 16-1405 FY 2016-17 General Appropriation Act	\$3,009,219	34.5	\$1,431,598	\$154,698	\$75,000	\$1,347,923
SB 16-038 Transparency Of Community-centered Boards	\$54,763	1.0	\$0	\$27,382	\$0	27381
FY 2016-17 Initial Appropriation	\$3,063,982	35.5	\$1,431,598	\$182,080	\$75,000	\$1,375,304
S-11 HB 15-1368 Cross-System Response Pilot Spending	\$0	0.0	\$0	\$75,000	(\$75,000)	\$0
FY 2016-17 Revised Appropriation Request	\$3,063,982	35.5	\$1,431,598	\$257,080	\$0	\$1,375,304
FY 2016-17 Initial Appropriation	\$3,063,982	35.5	\$1,431,598	\$182,080	\$75,000	\$1,375,304
TA-11 SB 16-038 CCB Transparency	\$10,952	0.0	\$0	\$5,476	\$0	\$5,476
TA-15 Salary Survey	\$9,821	0.0	\$3,849	\$0	\$0	\$5,972
TA-39 Total Compensation	\$11,400	0.0	\$3,849	\$0	\$1,579	\$5,972
FY 2017-18 Base Request	\$3,096,155	35.5	\$1,439,296	\$187,556	\$76,579	\$1,392,724
R-10 Regional Center Task Force	\$137,128	1.8	\$68,564	\$0	\$0	\$68,564
FY 2017-18 Governor's Budget Request	\$3,233,283	37.3	\$1,507,860	\$187,556	\$76,579	\$1,461,288
BA-09 Pueblo Regional Center Corrective Action Plan	\$137,113	1.8	\$68,557	\$0	\$0	\$68,556
BA-11 HB 15-1368 Cross-System Response Pilot Spending	\$0	0.0	\$0	\$75,000	(\$75,000)	\$0
FY 2017-18 Governor's Revised Request	\$3,370,396	39.1	\$1,576,417	\$262,556	\$1,579	\$1,529,844
Operating Expenses						
HB 16-1405 FY 2016-17 General Appropriation Act	\$1,064,886	0.0	\$144,899	\$1,425	\$770,000	\$148,562
SB 16-038 Transparency Of Community-centered Boards	\$5,653	0.0	\$0	\$2,826	\$0	2827
FY 2016-17 Initial Appropriation	\$1,070,539	0.0	\$144,899	\$4,251	\$770,000	\$151,389
S-11 HB 15-1368 Cross-System Response Pilot Spending	(\$769,050)	0.0	\$0	\$950	(\$770,000)	\$0
FY 2016-17 Revised Appropriation Request	\$301,489	0.0	\$144,899	\$5,201	\$0	\$151,389

Long Bill Line Item	Total Funds	FTE	General Fund	Cash Funds	Reappropriated	
					Funds	Federal Funds
FY 2016-17 Initial Appropriation	\$1,070,539	0.0	\$144,899	\$4,251	\$770,000	\$151,389
TA-11 SB 16-038 CCB Transparency	(\$4,703)	0.0	\$0	(\$2,351)	\$0	(\$2,352)
FY 2017-18 Base Request	\$1,065,836	0.0	\$144,899	\$1,900	\$770,000	\$149,037
R-10 Regional Center Task Force	\$11,148	0.0	\$5,574	\$0	\$0	\$5,574
R-13 Quality of Care and Performance Improvement Projects	(\$69,102)	0.0	(\$34,551)	\$0	\$0	(\$34,551)
FY 2017-18 Governor's Budget Request	\$1,007,882	0.0	\$115,922	\$1,900	\$770,000	\$120,060
BA-09 Pueblo Regional Center Corrective Action Plan	\$10,026	0.0	\$5,013	\$0	\$0	\$5,013
BA-11 HB 15-1368 Cross-System Response Pilot Spending	(\$769,050)	0.0	\$0	\$950	(\$770,000)	\$0
FY 2017-18 Governor's Revised Request	\$248,858	0.0	\$120,935	\$2,850	\$0	\$125,073
Community and Contract Management System						
HB 16-1405 FY 2016-17 General Appropriation Act	\$137,480	0.0	\$89,362	\$0	\$0	\$48,118
FY 2016-17 Initial Appropriation	\$137,480	0.0	\$89,362	\$0	\$0	\$48,118
FY 2016-17 Revised Appropriation Request	\$137,480	0.0	\$89,362	\$0	\$0	\$48,118
FY 2016-17 Initial Appropriation	\$137,480	0.0	\$89,362	\$0	\$0	\$48,118
FY 2017-18 Base Request	\$137,480	0.0	\$89,362	\$0	\$0	\$48,118
FY 2017-18 Governor's Budget Request	\$137,480	0.0	\$89,362	\$0	\$0	\$48,118
FY 2017-18 Governor's Revised Request	\$137,480	0.0	\$89,362	\$0	\$0	\$48,118
Support Level Administration						
HB 16-1405 FY 2016-17 General Appropriation Act	\$57,368	0.0	\$28,684	\$0	\$0	\$28,684
FY 2016-17 Initial Appropriation	\$57,368	0.0	\$28,684	\$0	\$0	\$28,684
FY 2016-17 Revised Appropriation Request	\$57,368	0.0	\$28,684	\$0	\$0	\$28,684
FY 2016-17 Initial Appropriation	\$57,368	0.0	\$28,684	\$0	\$0	\$28,684
TA-24 HB 16-1321 Waiver Buy-in	\$50	0.0	(\$196)	\$221	\$0	\$25
TA-42 FY 2015-16 R#7 Participant Directed Programs	\$1,261,619	0.0	\$630,683	\$0	\$0	\$630,936
FY 2017-18 Base Request	\$1,319,037	0.0	\$659,171	\$221	\$0	\$659,645
FY 2017-18 Governor's Budget Request	\$1,319,037	0.0	\$659,171	\$221	\$0	\$659,645
FY 2017-18 Governor's Revised Request	\$1,319,037	0.0	\$659,171	\$221	\$0	\$659,645

Long Bill Line Item	Total Funds	FTE	General Fund	Cash Funds	Reappropriated	
					Funds	Federal Funds
04. Office of Community Living, (A) Division of Intellectual and Developmental Disabilities, (1) Administrative Costs Subtotal						
FY 2016-17 Initial Appropriation	\$4,329,369	35.5	\$1,694,543	\$186,331	\$845,000	\$1,603,495
FY 2016-17 Total Revised Appropriation	\$3,560,319	35.5	\$1,694,543	\$262,281	\$0	\$1,603,495
FY 2017-18 Base Request	\$5,618,508	35.5	\$2,332,728	\$189,677	\$846,579	\$2,249,524
FY 2017-18 Governor's Budget Request	\$5,697,682	37.3	\$2,372,315	\$189,677	\$846,579	\$2,289,111
FY 2017-18 Governor's Revised Request	\$5,075,771	39.1	\$2,445,885	\$265,627	\$1,579	\$2,362,680

**04. Office of Community Living, (A)
Division of Intellectual and Developmental
Disabilities, (1) Program Costs**

Adult Comprehensive Services

HB 16-1405 FY 2016-17 General Appropriation Act	\$362,346,433	0.0	\$180,448,523	\$1	\$0	\$181,897,909
FY 2016-17 Initial Appropriation	\$362,346,433	0.0	\$180,448,523	\$1	\$0	\$181,897,909
S-05 Office of Community Living	(\$12,664,521)	0.0	(\$6,306,932)	\$0	\$0	(\$6,357,589)
FY 2016-17 Revised Appropriation Request	\$349,681,912	0.0	\$174,141,591	\$1	\$0	\$175,540,320
FY 2016-17 Initial Appropriation	\$362,346,433	0.0	\$180,448,523	\$1	\$0	\$181,897,909
FY 2017-18 Base Request	\$362,346,433	0.0	\$180,448,523	\$1	\$0	\$181,897,909
R-05 Office of Community Living	\$7,469,531	0.0	(\$4,001,748)	\$8,461,206	\$0	\$3,010,073
FY 2017-18 Governor's Budget Request	\$369,815,964	0.0	\$176,446,775	\$8,461,207	\$0	\$184,907,982
FY 2017-18 Governor's Revised Request	\$369,815,964	0.0	\$176,446,775	\$8,461,207	\$0	\$184,907,982

Adult Supported Living Services

HB 16-1405 FY 2016-17 General Appropriation Act	\$69,681,391	0.0	\$38,677,034	\$0	\$0	\$31,004,357
FY 2016-17 Initial Appropriation	\$69,681,391	0.0	\$38,677,034	\$0	\$0	\$31,004,357
S-05 Office of Community Living	(\$4,109,215)	0.0	(\$2,046,389)	\$0	\$0	(\$2,062,826)
FY 2016-17 Revised Appropriation Request	\$65,572,176	0.0	\$36,630,645	\$0	\$0	\$28,941,531

Long Bill Line Item	Total Funds	FTE	General Fund	Cash Funds	Reappropriated	
					Funds	Federal Funds
FY 2016-17 Initial Appropriation	\$69,681,391	0.0	\$38,677,034	\$0	\$0	\$31,004,357
TA-24 HB 16-1321 Waiver Buy-in	\$53,589	0.0	(\$207,616)	\$234,405	\$0	\$26,800
FY 2017-18 Base Request	\$69,734,980	0.0	\$38,469,418	\$234,405	\$0	\$31,031,157
R-05 Office of Community Living	\$1,561,123	0.0	\$928,806	(\$24,590)	\$0	\$656,907
FY 2017-18 Governor's Budget Request	\$71,296,103	0.0	\$39,398,224	\$209,815	\$0	\$31,688,064
FY 2017-18 Governor's Revised Request	\$71,296,103	0.0	\$39,398,224	\$209,815	\$0	\$31,688,064
Children's Extensive Support Services						
HB 16-1405 FY 2016-17 General Appropriation Act	\$26,310,826	0.0	\$13,102,791	\$0	\$0	\$13,208,035
FY 2016-17 Initial Appropriation	\$26,310,826	0.0	\$13,102,791	\$0	\$0	\$13,208,035
S-05 Office of Community Living	(\$594,807)	0.0	(\$296,214)	\$0	\$0	(\$298,593)
FY 2016-17 Revised Appropriation Request	\$25,716,019	0.0	\$12,806,577	\$0	\$0	\$12,909,442
FY 2016-17 Initial Appropriation	\$26,310,826	0.0	\$13,102,791	\$0	\$0	\$13,208,035
FY 2017-18 Base Request	\$26,310,826	0.0	\$13,102,791	\$0	\$0	\$13,208,035
R-05 Office of Community Living	\$463,632	0.0	\$284,438	\$0	\$0	\$179,194
FY 2017-18 Governor's Budget Request	\$26,774,458	0.0	\$13,387,229	\$0	\$0	\$13,387,229
FY 2017-18 Governor's Revised Request	\$26,774,458	0.0	\$13,387,229	\$0	\$0	\$13,387,229
Case Management						
HB 16-1405 FY 2016-17 General Appropriation Act	\$32,255,501	0.0	\$16,605,002	\$0	\$0	\$15,650,499
FY 2016-17 Initial Appropriation	\$32,255,501	0.0	\$16,605,002	\$0	\$0	\$15,650,499
S-05 Office of Community Living	(\$1,258,271)	0.0	(\$58,094)	\$0	\$0	(\$1,200,177)
FY 2016-17 Revised Appropriation Request	\$30,997,230	0.0	\$16,546,908	\$0	\$0	\$14,450,322
FY 2016-17 Initial Appropriation	\$32,255,501	0.0	\$16,605,002	\$0	\$0	\$15,650,499
TA-24 HB 16-1321 Waiver Buy-in	\$11,497	0.0	(\$44,544)	\$50,291	\$0	\$5,750
FY 2017-18 Base Request	\$32,266,998	0.0	\$16,560,458	\$50,291	\$0	\$15,656,249
R-05 Office of Community Living	\$375,386	0.0	\$763,208	(\$9,368)	\$0	(\$378,454)
R-10 Regional Center Task Force	\$152,849	0.0	\$76,410	\$0	\$0	\$76,439
FY 2017-18 Governor's Budget Request	\$32,795,233	0.0	\$17,400,076	\$40,923	\$0	\$15,354,234
FY 2017-18 Governor's Revised Request	\$32,795,233	0.0	\$17,400,076	\$40,923	\$0	\$15,354,234

Long Bill Line Item	Total Funds	FTE	General Fund	Cash Funds	Reappropriated	
					Funds	Federal Funds
Family Support Services						
HB 16-1405 FY 2016-17 General Appropriation Act	\$6,960,460	0.0	\$6,960,460	\$0	\$0	\$0
FY 2016-17 Initial Appropriation	\$6,960,460	0.0	\$6,960,460	\$0	\$0	\$0
FY 2016-17 Revised Appropriation Request	\$6,960,460	0.0	\$6,960,460	\$0	\$0	\$0
FY 2016-17 Initial Appropriation	\$6,960,460	0.0	\$6,960,460	\$0	\$0	\$0
FY 2017-18 Base Request	\$6,960,460	0.0	\$6,960,460	\$0	\$0	\$0
FY 2017-18 Governor's Budget Request	\$6,960,460	0.0	\$6,960,460	\$0	\$0	\$0
FY 2017-18 Governor's Revised Request	\$6,960,460	0.0	\$6,960,460	\$0	\$0	\$0
Preventive Dental Hygiene						
HB 16-1405 FY 2016-17 General Appropriation Act	\$63,311	0.0	\$63,311	\$0	\$0	\$0
FY 2016-17 Initial Appropriation	\$63,311	0.0	\$63,311	\$0	\$0	\$0
FY 2016-17 Revised Appropriation Request	\$63,311	0.0	\$63,311	\$0	\$0	\$0
FY 2016-17 Initial Appropriation	\$63,311	0.0	\$63,311	\$0	\$0	\$0
FY 2017-18 Base Request	\$63,311	0.0	\$63,311	\$0	\$0	\$0
FY 2017-18 Governor's Budget Request	\$63,311	0.0	\$63,311	\$0	\$0	\$0
FY 2017-18 Governor's Revised Request	\$63,311	0.0	\$63,311	\$0	\$0	\$0
Eligibility Determination and Waiting List Management						
HB 16-1405 FY 2016-17 General Appropriation Act	\$3,121,194	0.0	\$3,100,556	\$0	\$0	\$20,638
FY 2016-17 Initial Appropriation	\$3,121,194	0.0	\$3,100,556	\$0	\$0	\$20,638
FY 2016-17 Revised Appropriation Request	\$3,121,194	0.0	\$3,100,556	\$0	\$0	\$20,638
FY 2016-17 Initial Appropriation	\$3,121,194	0.0	\$3,100,556	\$0	\$0	\$20,638
FY 2017-18 Base Request	\$3,121,194	0.0	\$3,100,556	\$0	\$0	\$20,638
FY 2017-18 Governor's Budget Request	\$3,121,194	0.0	\$3,100,556	\$0	\$0	\$20,638
FY 2017-18 Governor's Revised Request	\$3,121,194	0.0	\$3,100,556	\$0	\$0	\$20,638

Long Bill Line Item	Total Funds	FTE	General Fund	Cash Funds	Reappropriated	
					Funds	Federal Funds
Appropriation to the BH Crisis Pilot Program Fund						
HB 16-1405 FY 2016-17 General Appropriation Act	\$1,690,000	0.0	\$0	\$1,690,000	\$0	\$0
FY 2016-17 Initial Appropriation	\$1,690,000	0.0	\$0	\$1,690,000	\$0	\$0
S-11 HB 15-1368 Cross-System Response Pilot Spending	(\$639,785)	0.0	\$0	(\$639,785)	\$0	\$0
FY 2016-17 Revised Appropriation Request	\$1,050,215	0.0	\$0	\$1,050,215	\$0	\$0
FY 2016-17 Initial Appropriation	\$1,690,000	0.0	\$0	\$1,690,000	\$0	\$0
TA-40 HB15-1368 Transfer to Cross-System Response	(\$1,690,000)	0.0	\$0	(\$1,690,000)	\$0	\$0
FY 2017-18 Base Request	\$0	0.0	\$0	\$0	\$0	\$0
FY 2017-18 Governor's Budget Request	\$0	0.0	\$0	\$0	\$0	\$0
BA-11 HB 15-1368 Cross-System Response Pilot Spending	\$1,075,776	0.0	\$0	\$1,075,776	\$0	\$0
FY 2017-18 Governor's Revised Request	\$1,075,776	0.0	\$0	\$1,075,776	\$0	\$0
04. Office of Community Living, (A) Division of Intellectual and Developmental Disabilities, (1) Program Costs Subtotal						
FY 2016-17 Initial Appropriation	\$502,429,116	0.0	\$258,957,677	\$1,690,001	\$0	\$241,781,438
FY 2016-17 Total Revised Appropriation	\$483,162,517	0.0	\$250,250,048	\$1,050,216	\$0	\$231,862,253
FY 2017-18 Base Request	\$500,804,202	0.0	\$258,705,517	\$284,697	\$0	\$241,813,988
FY 2017-18 Governor's Budget Request	\$510,826,723	0.0	\$256,756,631	\$8,711,945	\$0	\$245,358,147
FY 2017-18 Governor's Revised Request	\$511,902,499	0.0	\$256,756,631	\$9,787,721	\$0	\$245,358,147

Long Bill Line Item	Total Funds	FTE	General Fund	Cash Funds	Reappropriated	
					Funds	Federal Funds
05. Indigent Care Program						
Safety Net Provider Payments						
HB 16-1405 FY 2016-17 General Appropriation Act	\$311,296,186	0.0	\$0	\$155,073,238	\$0	\$156,222,948
FY 2016-17 Initial Appropriation	\$311,296,186	0.0	\$0	\$155,073,238	\$0	\$156,222,948
FY 2016-17 Revised Appropriation Request	\$311,296,186	0.0	\$0	\$155,073,238	\$0	\$156,222,948
FY 2016-17 Initial Appropriation	\$311,296,186	0.0	\$0	\$155,073,238	\$0	\$156,222,948
FY 2017-18 Base Request	\$311,296,186	0.0	\$0	\$155,073,238	\$0	\$156,222,948
R-14 FMAP	\$0	0.0	\$0	\$574,855	\$0	(\$574,855)
FY 2017-18 Governor's Budget Request	\$311,296,186	0.0	\$0	\$155,648,093	\$0	\$155,648,093
FY 2017-18 Governor's Revised Request	\$311,296,186	0.0	\$0	\$155,648,093	\$0	\$155,648,093
Clinic Based Indigent Care						
HB 16-1405 FY 2016-17 General Appropriation Act	\$6,119,760	0.0	\$3,047,640	\$0	\$0	\$3,072,120
FY 2016-17 Initial Appropriation	\$6,119,760	0.0	\$3,047,640	\$0	\$0	\$3,072,120
FY 2016-17 Revised Appropriation Request	\$6,119,760	0.0	\$3,047,640	\$0	\$0	\$3,072,120
FY 2016-17 Initial Appropriation	\$6,119,760	0.0	\$3,047,640	\$0	\$0	\$3,072,120
FY 2017-18 Base Request	\$6,119,760	0.0	\$3,047,640	\$0	\$0	\$3,072,120
R-14 FMAP	\$0	0.0	\$12,240	\$0	\$0	(\$12,240)
FY 2017-18 Governor's Budget Request	\$6,119,760	0.0	\$3,059,880	\$0	\$0	\$3,059,880
FY 2017-18 Governor's Revised Request	\$6,119,760	0.0	\$3,059,880	\$0	\$0	\$3,059,880
Pediatric Specialty Hospital						
HB 16-1405 FY 2016-17 General Appropriation Act	\$13,455,012	0.0	\$6,700,596	\$0	\$0	\$6,754,416
FY 2016-17 Initial Appropriation	\$13,455,012	0.0	\$6,700,596	\$0	\$0	\$6,754,416
FY 2016-17 Revised Appropriation Request	\$13,455,012	0.0	\$6,700,596	\$0	\$0	\$6,754,416
FY 2016-17 Initial Appropriation	\$13,455,012	0.0	\$6,700,596	\$0	\$0	\$6,754,416
FY 2017-18 Base Request	\$13,455,012	0.0	\$6,700,596	\$0	\$0	\$6,754,416
R-14 FMAP	\$0	0.0	\$26,910	\$0	\$0	(\$26,910)
FY 2017-18 Governor's Budget Request	\$13,455,012	0.0	\$6,727,506	\$0	\$0	\$6,727,506
FY 2017-18 Governor's Revised Request	\$13,455,012	0.0	\$6,727,506	\$0	\$0	\$6,727,506

Long Bill Line Item	Total Funds	FTE	General Fund	Cash Funds	Reappropriated	
					Funds	Federal Funds
Appropriation from Tobacco Tax Fund to the General Fund						
HB 16-1405 FY 2016-17 General Appropriation Act	\$432,590	0.0	\$0	\$432,590	\$0	\$0
FY 2016-17 Initial Appropriation	\$432,590	0.0	\$0	\$432,590	\$0	\$0
FY 2016-17 Revised Appropriation Request	\$432,590	0.0	\$0	\$432,590	\$0	\$0
FY 2016-17 Initial Appropriation	\$432,590	0.0	\$0	\$432,590	\$0	\$0
FY 2017-18 Base Request	\$432,590	0.0	\$0	\$432,590	\$0	\$0
FY 2017-18 Governor's Budget Request	\$432,590	0.0	\$0	\$432,590	\$0	\$0
FY 2017-18 Governor's Revised Request	\$432,590	0.0	\$0	\$432,590	\$0	\$0
 Primary Care Fund Program						
HB 16-1405 FY 2016-17 General Appropriation Act	\$27,276,358	0.0	\$0	\$27,276,358	\$0	\$0
FY 2016-17 Initial Appropriation	\$27,276,358	0.0	\$0	\$27,276,358	\$0	\$0
FY 2016-17 Revised Appropriation Request	\$27,276,358	0.0	\$0	\$27,276,358	\$0	\$0
FY 2016-17 Initial Appropriation	\$27,276,358	0.0	\$0	\$27,276,358	\$0	\$0
FY 2017-18 Base Request	\$27,276,358	0.0	\$0	\$27,276,358	\$0	\$0
FY 2017-18 Governor's Budget Request	\$27,276,358	0.0	\$0	\$27,276,358	\$0	\$0
FY 2017-18 Governor's Revised Request	\$27,276,358	0.0	\$0	\$27,276,358	\$0	\$0
 Children's Basic Health Plan Administration						
HB 16-1405 FY 2016-17 General Appropriation Act	\$5,033,274	0.0	\$0	\$2,363,824	\$0	\$2,669,450
FY 2016-17 Initial Appropriation	\$5,033,274	0.0	\$0	\$2,363,824	\$0	\$2,669,450
S-03 CHP+	\$0	0.0	\$0	(\$1,766,374)	\$0	\$1,766,374
FY 2016-17 Revised Appropriation Request	\$5,033,274	0.0	\$0	\$597,450	\$0	\$4,435,824
FY 2016-17 Initial Appropriation	\$5,033,274	0.0	\$0	\$2,363,824	\$0	\$2,669,450
FY 2017-18 Base Request	\$5,033,274	0.0	\$0	\$2,363,824	\$0	\$2,669,450
R-03 CHP+	\$0	0.0	\$0	(\$1,759,831)	\$0	\$1,759,831
FY 2017-18 Governor's Budget Request	\$5,033,274	0.0	\$0	\$603,993	\$0	\$4,429,281
FY 2017-18 Governor's Revised Request	\$5,033,274	0.0	\$0	\$603,993	\$0	\$4,429,281

Long Bill Line Item	Total Funds	FTE	General Fund	Cash Funds	Reappropriated	
					Funds	Federal Funds
Children's Basic Health Plan Medical and Dental Costs						
HB 16-1405 FY 2016-17 General Appropriation Act	\$141,455,044	0.0	\$2,500,441	\$17,533,954	\$0	\$121,420,649
FY 2016-17 Initial Appropriation	\$141,455,044	0.0	\$2,500,441	\$17,533,954	\$0	\$121,420,649
S-03 CHP+	\$15,610,893	0.0	\$1,515	\$3,681,198	\$0	\$11,928,180
FY 2016-17 Revised Appropriation Request	\$157,065,937	0.0	\$2,501,956	\$21,215,152	\$0	\$133,348,829
FY 2016-17 Initial Appropriation	\$141,455,044	0.0	\$2,500,441	\$17,533,954	\$0	\$121,420,649
TA-35 Amendment 35 Adjustment	\$0	0.0	\$0	\$0	\$0	\$0
FY 2017-18 Base Request	\$141,455,044	0.0	\$2,500,441	\$17,533,954	\$0	\$121,420,649
R-03 CHP+	\$18,510,002	0.0	(\$1,878,825)	\$3,425,077	\$0	\$16,963,750
FY 2017-18 Governor's Budget Request	\$159,965,046	0.0	\$621,616	\$20,959,031	\$0	\$138,384,399
NPBA-03 December Amendment 35 Forecast Adjustment	\$0	0.0	\$0	\$0	\$0	\$0
FY 2017-18 Governor's Revised Request	\$159,965,046	0.0	\$621,616	\$20,959,031	\$0	\$138,384,399
05. Indigent Care Program Subtotal						
FY 2016-17 Initial Appropriation	\$505,068,224	0.0	\$12,248,677	\$202,679,964	\$0	\$290,139,583
FY 2016-17 Total Revised Appropriation	\$520,679,117	0.0	\$12,250,192	\$204,594,788	\$0	\$303,834,137
FY 2017-18 Base Request	\$505,068,224	0.0	\$12,248,677	\$202,679,964	\$0	\$290,139,583
FY 2017-18 Governor's Budget Request	\$523,578,226	0.0	\$10,409,002	\$204,920,065	\$0	\$308,249,159
FY 2017-18 Governor's Revised Request	\$523,578,226	0.0	\$10,409,002	\$204,920,065	\$0	\$308,249,159

Long Bill Line Item	Total Funds	FTE	General Fund	Cash Funds	Reappropriated	
					Funds	Federal Funds
06. Other Medical Services						
Old Age Pension State Medical						
HB 16-1405 FY 2016-17 General Appropriation Act	\$12,962,510	0.0	\$2,962,510	\$10,000,000	\$0	\$0
FY 2016-17 Initial Appropriation	\$12,962,510	0.0	\$2,962,510	\$10,000,000	\$0	\$0
FY 2016-17 Revised Appropriation Request	\$12,962,510	0.0	\$2,962,510	\$10,000,000	\$0	\$0
FY 2016-17 Initial Appropriation	\$12,962,510	0.0	\$2,962,510	\$10,000,000	\$0	\$0
FY 2017-18 Base Request	\$12,962,510	0.0	\$2,962,510	\$10,000,000	\$0	\$0
FY 2017-18 Governor's Budget Request	\$12,962,510	0.0	\$2,962,510	\$10,000,000	\$0	\$0
FY 2017-18 Governor's Revised Request	\$12,962,510	0.0	\$2,962,510	\$10,000,000	\$0	\$0
Commission on Family Medicine Residency Training Programs						
HB 16-1405 FY 2016-17 General Appropriation Act	\$7,597,298	0.0	\$3,786,304	\$0	\$0	\$3,810,994
FY 2016-17 Initial Appropriation	\$7,597,298	0.0	\$3,786,304	\$0	\$0	\$3,810,994
FY 2016-17 Revised Appropriation Request	\$7,597,298	0.0	\$3,786,304	\$0	\$0	\$3,810,994
FY 2016-17 Initial Appropriation	\$7,597,298	0.0	\$3,786,304	\$0	\$0	\$3,810,994
FY 2017-18 Base Request	\$7,597,298	0.0	\$3,786,304	\$0	\$0	\$3,810,994
R-14 FMAP	\$0	0.0	\$12,345	\$0	\$0	(\$12,345)
FY 2017-18 Governor's Budget Request	\$7,597,298	0.0	\$3,798,649	\$0	\$0	\$3,798,649
FY 2017-18 Governor's Revised Request	\$7,597,298	0.0	\$3,798,649	\$0	\$0	\$3,798,649
Teaching Hospital -- Denver Health and Hospital Authority						
HB 16-1405 FY 2016-17 General Appropriation Act	\$2,804,714	0.0	\$1,396,748	\$0	\$0	\$1,407,966
FY 2016-17 Initial Appropriation	\$2,804,714	0.0	\$1,396,748	\$0	\$0	\$1,407,966
FY 2016-17 Revised Appropriation Request	\$2,804,714	0.0	\$1,396,748	\$0	\$0	\$1,407,966
FY 2016-17 Initial Appropriation	\$2,804,714	0.0	\$1,396,748	\$0	\$0	\$1,407,966
FY 2017-18 Base Request	\$2,804,714	0.0	\$1,396,748	\$0	\$0	\$1,407,966
R-14 FMAP	\$0	0.0	\$5,609	\$0	\$0	(\$5,609)
FY 2017-18 Governor's Budget Request	\$2,804,714	0.0	\$1,402,357	\$0	\$0	\$1,402,357
FY 2017-18 Governor's Revised Request	\$2,804,714	0.0	\$1,402,357	\$0	\$0	\$1,402,357

Long Bill Line Item	Total Funds	FTE	General Fund	Cash Funds	Reappropriated	
					Funds	Federal Funds
Teaching Hospital -- University of Colorado Hospital						
HB 16-1405 FY 2016-17 General Appropriation Act	\$1,181,204	0.0	\$585,390	\$0	\$0	\$595,814
FY 2016-17 Initial Appropriation	\$1,181,204	0.0	\$585,390	\$0	\$0	\$595,814
FY 2016-17 Revised Appropriation Request	\$1,181,204	0.0	\$585,390	\$0	\$0	\$595,814
FY 2016-17 Initial Appropriation	\$1,181,204	0.0	\$585,390	\$0	\$0	\$595,814
FY 2017-18 Base Request	\$1,181,204	0.0	\$585,390	\$0	\$0	\$595,814
R-14 FMAP	\$0	0.0	\$5,212	\$0	\$0	(\$5,212)
FY 2017-18 Governor's Budget Request	\$1,181,204	0.0	\$590,602	\$0	\$0	\$590,602
FY 2017-18 Governor's Revised Request	\$1,181,204	0.0	\$590,602	\$0	\$0	\$590,602
Medicare Modernization Act State Contribution Payment						
HB 16-1405 FY 2016-17 General Appropriation Act	\$130,667,733	0.0	\$130,667,733	\$0	\$0	\$0
FY 2016-17 Initial Appropriation	\$130,667,733	0.0	\$130,667,733	\$0	\$0	\$0
S-04 Medicare Modernization Act	\$1,369,323	0.0	\$1,369,323	\$0	\$0	\$0
FY 2016-17 Revised Appropriation Request	\$132,037,056	0.0	\$132,037,056	\$0	\$0	\$0
FY 2016-17 Initial Appropriation	\$130,667,733	0.0	\$130,667,733	\$0	\$0	\$0
FY 2017-18 Base Request	\$130,667,733	0.0	\$130,667,733	\$0	\$0	\$0
R-04 Medicare Modernization Act	\$19,674,000	0.0	\$19,674,000	\$0	\$0	\$0
FY 2017-18 Governor's Budget Request	\$150,341,733	0.0	\$150,341,733	\$0	\$0	\$0
FY 2017-18 Governor's Revised Request	\$150,341,733	0.0	\$150,341,733	\$0	\$0	\$0
Public School Health Services Contract Administration						
HB 16-1405 FY 2016-17 General Appropriation Act	\$2,491,722	0.0	\$0	\$0	\$2,491,722	\$0
FY 2016-17 Initial Appropriation	\$2,491,722	0.0	\$0	\$0	\$2,491,722	\$0
FY 2016-17 Revised Appropriation Request	\$2,491,722	0.0	\$0	\$0	\$2,491,722	\$0
FY 2016-17 Initial Appropriation	\$2,491,722	0.0	\$0	\$0	\$2,491,722	\$0
FY 2017-18 Base Request	\$2,491,722	0.0	\$0	\$0	\$2,491,722	\$0
FY 2017-18 Governor's Budget Request	\$2,491,722	0.0	\$0	\$0	\$2,491,722	\$0
FY 2017-18 Governor's Revised Request	\$2,491,722	0.0	\$0	\$0	\$2,491,722	\$0

Long Bill Line Item	Total Funds	FTE	General Fund	Cash Funds	Reappropriated	
					Funds	Federal Funds
Public School Health Services						
HB 16-1405 FY 2016-17 General Appropriation Act	\$82,604,632	0.0	\$0	\$41,001,948	\$0	\$41,602,684
FY 2016-17 Initial Appropriation	\$82,604,632	0.0	\$0	\$41,001,948	\$0	\$41,602,684
S-14 Public School Health Services Funding Adjustment	\$9,393,330	0.0	\$0	\$4,754,691	\$0	\$4,638,639
FY 2016-17 Revised Appropriation Request	\$91,997,962	0.0	\$0	\$45,756,639	\$0	\$46,241,323
FY 2016-17 Initial Appropriation	\$82,604,632	0.0	\$0	\$41,001,948	\$0	\$41,602,684
TA-07 FY 2015-16 S-14, FY 2016-17 BA-14 Public School Health	\$1,933,578	0.0	\$0	\$1,193,993	\$0	\$739,585
FY 2017-18 Base Request	\$84,538,210	0.0	\$0	\$42,195,941	\$0	\$42,342,269
FY 2017-18 Governor's Budget Request	\$84,538,210	0.0	\$0	\$42,195,941	\$0	\$42,342,269
BA-14 Public School Health Services Funding Adjustment	\$8,484,767	0.0	\$0	\$4,309,645	\$0	\$4,175,122
FY 2017-18 Governor's Revised Request	\$93,022,977	0.0	\$0	\$46,505,586	\$0	\$46,517,391
SBIRT Training Grant Program						
HB 16-1405 FY 2016-17 General Appropriation Act	\$750,000	0.0	\$0	\$750,000	\$0	\$0
FY 2016-17 Initial Appropriation	\$750,000	0.0	\$0	\$750,000	\$0	\$0
FY 2016-17 Revised Appropriation Request	\$750,000	0.0	\$0	\$750,000	\$0	\$0
FY 2016-17 Initial Appropriation	\$750,000	0.0	\$0	\$750,000	\$0	\$0
FY 2017-18 Base Request	\$750,000	0.0	\$0	\$750,000	\$0	\$0
FY 2017-18 Governor's Budget Request	\$750,000	0.0	\$0	\$750,000	\$0	\$0
FY 2017-18 Governor's Revised Request	\$750,000	0.0	\$0	\$750,000	\$0	\$0
06. Other Medical Services Subtotal						
FY 2016-17 Initial Appropriation	\$241,059,813	0.0	\$139,398,685	\$51,751,948	\$2,491,722	\$47,417,458
FY 2016-17 Total Revised Appropriation	\$251,822,466	0.0	\$140,768,008	\$56,506,639	\$2,491,722	\$52,056,097
FY 2017-18 Base Request	\$242,993,391	0.0	\$139,398,685	\$52,945,941	\$2,491,722	\$48,157,043
FY 2017-18 Governor's Budget Request	\$262,667,391	0.0	\$159,095,851	\$52,945,941	\$2,491,722	\$48,133,877
FY 2017-18 Governor's Revised Request	\$271,152,158	0.0	\$159,095,851	\$57,255,586	\$2,491,722	\$52,308,999

Long Bill Line Item	Total Funds	FTE	General Fund	Cash Funds	Reappropriated	
					Funds	Federal Funds
07. Department of Human Services						
Medicaid-Funded Programs, (A) Executive						
Director's Office - Medicaid Funding						
Executive Director's Office - Medicaid Funding						
HB 16-1405 FY 2016-17 General Appropriation Act	\$16,109,873	0.0	\$8,054,937	\$0	\$0	\$8,054,936
FY 2016-17 Initial Appropriation	\$16,109,873	0.0	\$8,054,937	\$0	\$0	\$8,054,936
NPS-06 DHS Property Fund	\$41,631	0.0	\$20,816	\$0	\$0	\$20,815
FY 2016-17 Revised Appropriation Request	\$16,151,504	0.0	\$8,075,753	\$0	\$0	\$8,075,751
FY 2016-17 Initial Appropriation	\$16,109,873	0.0	\$8,054,937	\$0	\$0	\$8,054,936
TA-29 DHS Salary Survey Allocation	(\$138,946)	0.0	(\$69,472)	\$0	\$0	(\$69,474)
TA-30 DHS Worker's Compensation	(\$148,666)	0.0	(\$74,333)	\$0	\$0	(\$74,333)
TA-31 DHS Risk Management	(\$32,604)	0.0	(\$16,302)	\$0	\$0	(\$16,302)
TA-38 DHS Total Compensation	\$1,378,928	0.0	\$689,464	\$0	\$0	\$689,464
FY 2017-18 Base Request	\$17,168,585	0.0	\$8,584,294	\$0	\$0	\$8,584,291
FY 2017-18 Governor's Budget Request	\$17,168,585	0.0	\$8,584,294	\$0	\$0	\$8,584,291
NPBA-06 DHS HLD	(\$37,316)	0.0	(\$18,658)	\$0	\$0	(\$18,658)
NPBA-08 DHS Property Fund	(\$4,098)	0.0	(\$2,049)	\$0	\$0	(\$2,049)
FY 2017-18 Governor's Revised Request	\$17,127,171	0.0	\$8,563,587	\$0	\$0	\$8,563,584
07. Department of Human Services Medicaid-Funded						
Programs, (A) Executive Director's Office - Medicaid						
Funding Subtotal						
FY 2016-17 Initial Appropriation	\$16,109,873	0.0	\$8,054,937	\$0	\$0	\$8,054,936
FY 2016-17 Total Revised Appropriation	\$16,151,504	0.0	\$8,075,753	\$0	\$0	\$8,075,751
FY 2017-18 Base Request	\$17,168,585	0.0	\$8,584,294	\$0	\$0	\$8,584,291
FY 2017-18 Governor's Budget Request	\$17,168,585	0.0	\$8,584,294	\$0	\$0	\$8,584,291
FY 2017-18 Governor's Revised Request	\$17,127,171	0.0	\$8,563,587	\$0	\$0	\$8,563,584

Long Bill Line Item	Total Funds	FTE	General Fund	Cash Funds	Reappropriated	
					Funds	Federal Funds
07. Department of Human Services						
Medicaid-Funded Programs, (B) Office of						
Information Technology Services -						
Medicaid						
Other Office Of Information Technology						
Services Line Items						
HB 16-1405 FY 2016-17 General Appropriation Act	\$647,220	0.0	\$322,316	\$0	\$0	\$324,904
FY 2016-17 Initial Appropriation	\$647,220	0.0	\$322,316	\$0	\$0	\$324,904
FY 2016-17 Revised Appropriation Request	\$647,220	0.0	\$322,316	\$0	\$0	\$324,904
FY 2016-17 Initial Appropriation	\$647,220	0.0	\$322,316	\$0	\$0	\$324,904
TA-41 DHS OIT Common Policy	\$82,176	0.0	\$41,088	\$0	\$0	\$41,088
FY 2017-18 Base Request	\$729,396	0.0	\$363,404	\$0	\$0	\$365,992
NPR-05 DHS OIT Deskside	\$1,967	0.0	\$984	\$0	\$0	\$983
NPR-06 DHS OIT Secure Colorado	\$4,920	0.0	\$2,460	\$0	\$0	\$2,460
R-14 FMAP	\$0	0.0	\$1,294	\$0	\$0	(\$1,294)
FY 2017-18 Governor's Budget Request	\$736,283	0.0	\$368,142	\$0	\$0	\$368,141
FY 2017-18 Governor's Revised Request	\$736,283	0.0	\$368,142	\$0	\$0	\$368,141
07. Department of Human Services Medicaid-Funded						
Programs, (B) Office of Information Technology Services -						
Medicaid Subtotal						
FY 2016-17 Initial Appropriation	\$647,220	0.0	\$322,316	\$0	\$0	\$324,904
FY 2016-17 Total Revised Appropriation	\$647,220	0.0	\$322,316	\$0	\$0	\$324,904
FY 2017-18 Base Request	\$729,396	0.0	\$363,404	\$0	\$0	\$365,992
FY 2017-18 Governor's Budget Request	\$736,283	0.0	\$368,142	\$0	\$0	\$368,141
FY 2017-18 Governor's Revised Request	\$736,283	0.0	\$368,142	\$0	\$0	\$368,141

Long Bill Line Item	Total Funds	FTE	General Fund	Cash Funds	Reappropriated	
					Funds	Federal Funds
07. Department of Human Services Medicaid-Funded Programs, (C) Office of Operations - Medicaid Funding						
Office Of Operations - Medicaid Funding						
HB 16-1405 FY 2016-17 General Appropriation Act	\$5,656,943	0.0	\$2,817,321	\$0	\$0	\$2,839,622
FY 2016-17 Initial Appropriation	\$5,656,943	0.0	\$2,817,321	\$0	\$0	\$2,839,622
NPS-03 DHS DPA Fleet	(\$29,500)	0.0	(\$14,750)	\$0	\$0	(\$14,750)
FY 2016-17 Revised Appropriation Request	\$5,627,443	0.0	\$2,802,571	\$0	\$0	\$2,824,872
FY 2016-17 Initial Appropriation	\$5,656,943	0.0	\$2,817,321	\$0	\$0	\$2,839,622
TA-29 DHS Salary Survey Allocation	\$69,544	0.0	\$34,772	\$0	\$0	\$34,772
FY 2017-18 Base Request	\$5,726,487	0.0	\$2,852,093	\$0	\$0	\$2,874,394
R-14 FMAP	\$0	0.0	\$11,151	\$0	\$0	(\$11,151)
FY 2017-18 Governor's Budget Request	\$5,726,487	0.0	\$2,863,244	\$0	\$0	\$2,863,243
FY 2017-18 Governor's Revised Request	\$5,726,487	0.0	\$2,863,244	\$0	\$0	\$2,863,243
07. Department of Human Services Medicaid-Funded Programs, (C) Office of Operations - Medicaid Funding Subtotal						
FY 2016-17 Initial Appropriation	\$5,656,943	0.0	\$2,817,321	\$0	\$0	\$2,839,622
FY 2016-17 Total Revised Appropriation	\$5,627,443	0.0	\$2,802,571	\$0	\$0	\$2,824,872
FY 2017-18 Base Request	\$5,726,487	0.0	\$2,852,093	\$0	\$0	\$2,874,394
FY 2017-18 Governor's Budget Request	\$5,726,487	0.0	\$2,863,244	\$0	\$0	\$2,863,243
FY 2017-18 Governor's Revised Request	\$5,726,487	0.0	\$2,863,244	\$0	\$0	\$2,863,243

Long Bill Line Item	Total Funds	FTE	General Fund	Cash Funds	Reappropriated		
					Funds	Federal Funds	
07. Department of Human Services							
Medicaid-Funded Programs, (D) Division of							
Child Welfare - Medicaid Funding							
Administration							
HB 16-1405 FY 2016-17 General Appropriation Act	\$142,640	0.0	\$71,320	\$0	\$0	\$71,320	
FY 2016-17 Initial Appropriation	\$142,640	0.0	\$71,320	\$0	\$0	\$71,320	
FY 2016-17 Revised Appropriation Request	\$142,640	0.0	\$71,320	\$0	\$0	\$71,320	
FY 2016-17 Initial Appropriation	\$142,640	0.0	\$71,320	\$0	\$0	\$71,320	
TA-29 DHS Salary Survey Allocation	\$368	0.0	\$184	\$0	\$0	\$184	
FY 2017-18 Base Request	\$143,008	0.0	\$71,504	\$0	\$0	\$71,504	
FY 2017-18 Governor's Budget Request	\$143,008	0.0	\$71,504	\$0	\$0	\$71,504	
FY 2017-18 Governor's Revised Request	\$143,008	0.0	\$71,504	\$0	\$0	\$71,504	
Child Welfare Services							
HB 16-1405 FY 2016-17 General Appropriation Act	\$15,197,702	0.0	\$7,568,456	\$0	\$0	\$7,629,246	
FY 2016-17 Initial Appropriation	\$15,197,702	0.0	\$7,568,456	\$0	\$0	\$7,629,246	
FY 2016-17 Revised Appropriation Request	\$15,197,702	0.0	\$7,568,456	\$0	\$0	\$7,629,246	
FY 2016-17 Initial Appropriation	\$15,197,702	0.0	\$7,568,456	\$0	\$0	\$7,629,246	
FY 2017-18 Base Request	\$15,197,702	0.0	\$7,568,456	\$0	\$0	\$7,629,246	
R-14 FMAP	\$0	0.0	\$30,395	\$0	\$0	(\$30,395)	
FY 2017-18 Governor's Budget Request	\$15,197,702	0.0	\$7,598,851	\$0	\$0	\$7,598,851	
FY 2017-18 Governor's Revised Request	\$15,197,702	0.0	\$7,598,851	\$0	\$0	\$7,598,851	
07. Department of Human Services Medicaid-Funded Programs, (D) Division of Child Welfare - Medicaid Funding Subtotal							
FY 2016-17 Initial Appropriation	\$15,340,342	0.0	\$7,639,776	\$0	\$0	\$7,700,566	
FY 2016-17 Total Revised Appropriation	\$15,340,342	0.0	\$7,639,776	\$0	\$0	\$7,700,566	
FY 2017-18 Base Request	\$15,340,710	0.0	\$7,639,960	\$0	\$0	\$7,700,750	
FY 2017-18 Governor's Budget Request	\$15,340,710	0.0	\$7,670,355	\$0	\$0	\$7,670,355	
FY 2017-18 Governor's Revised Request	\$15,340,710	0.0	\$7,670,355	\$0	\$0	\$7,670,355	

Long Bill Line Item	Total Funds	FTE	General Fund	Cash Funds	Reappropriated Funds	Federal Funds
07. Department of Human Services Medicaid-Funded Programs, (E) Office of Early Childhood - Medicaid Funding						
Div of Comm. and Family Support, Early Intervention Services						
HB 16-1405 FY 2016-17 General Appropriation Act	\$6,563,353	0.0	\$3,268,550	\$0	\$0	\$3,294,803
FY 2016-17 Initial Appropriation	\$6,563,353	0.0	\$3,268,550	\$0	\$0	\$3,294,803
FY 2016-17 Revised Appropriation Request	\$6,563,353	0.0	\$3,268,550	\$0	\$0	\$3,294,803
FY 2016-17 Initial Appropriation	\$6,563,353	0.0	\$3,268,550	\$0	\$0	\$3,294,803
FY 2017-18 Base Request	\$6,563,353	0.0	\$3,268,550	\$0	\$0	\$3,294,803
R-14 FMAP	\$0	0.0	\$13,758	\$0	\$0	(\$13,758)
FY 2017-18 Governor's Budget Request	\$6,563,353	0.0	\$3,282,308	\$0	\$0	\$3,281,045
FY 2017-18 Governor's Revised Request	\$6,563,353	0.0	\$3,282,308	\$0	\$0	\$3,281,045
07. Department of Human Services Medicaid-Funded Programs, (E) Office of Early Childhood - Medicaid Funding Subtotal						
FY 2016-17 Initial Appropriation	\$6,563,353	0.0	\$3,268,550	\$0	\$0	\$3,294,803
FY 2016-17 Total Revised Appropriation	\$6,563,353	0.0	\$3,268,550	\$0	\$0	\$3,294,803
FY 2017-18 Base Request	\$6,563,353	0.0	\$3,268,550	\$0	\$0	\$3,294,803
FY 2017-18 Governor's Budget Request	\$6,563,353	0.0	\$3,282,308	\$0	\$0	\$3,281,045
FY 2017-18 Governor's Revised Request	\$6,563,353	0.0	\$3,282,308	\$0	\$0	\$3,281,045

Long Bill Line Item	Total Funds	FTE	General Fund	Cash Funds	Reappropriated Funds	Federal Funds
07. Department of Human Services Medicaid-Funded Programs, (F) Office of Self Sufficiency - Medicaid Funding						
Systematic Alien Verification For Eligibility						
HB 16-1405 FY 2016-17 General Appropriation Act	\$25,799	0.0	\$0	\$0	\$0	\$25,799
FY 2016-17 Initial Appropriation	\$25,799	0.0	\$0	\$0	\$0	\$25,799
FY 2016-17 Revised Appropriation Request	\$25,799	0.0	\$0	\$0	\$0	\$25,799
FY 2016-17 Initial Appropriation	\$25,799	0.0	\$0	\$0	\$0	\$25,799
FY 2017-18 Base Request	\$25,799	0.0	\$0	\$0	\$0	\$25,799
FY 2017-18 Governor's Budget Request	\$25,799	0.0	\$0	\$0	\$0	\$25,799
FY 2017-18 Governor's Revised Request	\$25,799	0.0	\$0	\$0	\$0	\$25,799
07. Department of Human Services Medicaid-Funded Programs, (F) Office of Self Sufficiency - Medicaid Funding Subtotal						
FY 2016-17 Initial Appropriation	\$25,799	0.0	\$0	\$0	\$0	\$25,799
FY 2016-17 Total Revised Appropriation	\$25,799	0.0	\$0	\$0	\$0	\$25,799
FY 2017-18 Base Request	\$25,799	0.0	\$0	\$0	\$0	\$25,799
FY 2017-18 Governor's Budget Request	\$25,799	0.0	\$0	\$0	\$0	\$25,799
FY 2017-18 Governor's Revised Request	\$25,799	0.0	\$0	\$0	\$0	\$25,799

Long Bill Line Item	Total Funds	FTE	General Fund	Cash Funds	Reappropriated	
					Funds	Federal Funds
07. Department of Human Services						
Medicaid-Funded Programs, (G) Behavioral Health Services - Medicaid Funding						
Community Behavioral Health Administration						
HB 16-1405 FY 2016-17 General Appropriation Act	\$416,056	0.0	\$208,028	\$0	\$0	\$208,028
FY 2016-17 Initial Appropriation	\$416,056	0.0	\$208,028	\$0	\$0	\$208,028
FY 2016-17 Revised Appropriation Request	\$416,056	0.0	\$208,028	\$0	\$0	\$208,028
FY 2016-17 Initial Appropriation	\$416,056	0.0	\$208,028	\$0	\$0	\$208,028
TA-29 DHS Salary Survey Allocation	\$2,296	0.0	\$1,148	\$0	\$0	\$1,148
FY 2017-18 Base Request	\$418,352	0.0	\$209,176	\$0	\$0	\$209,176
FY 2017-18 Governor's Budget Request	\$418,352	0.0	\$209,176	\$0	\$0	\$209,176
FY 2017-18 Governor's Revised Request	\$418,352	0.0	\$209,176	\$0	\$0	\$209,176
Mental Health Treatment Services for Youth (H.B. 99-1116)						
HB 16-1405 FY 2016-17 General Appropriation Act	\$123,624	0.0	\$61,565	\$0	\$0	\$62,059
FY 2016-17 Initial Appropriation	\$123,624	0.0	\$61,565	\$0	\$0	\$62,059
FY 2016-17 Revised Appropriation Request	\$123,624	0.0	\$61,565	\$0	\$0	\$62,059
FY 2016-17 Initial Appropriation	\$123,624	0.0	\$61,565	\$0	\$0	\$62,059
FY 2017-18 Base Request	\$123,624	0.0	\$61,565	\$0	\$0	\$62,059
R-14 FMAP	\$0	0.0	\$247	\$0	\$0	(\$247)
FY 2017-18 Governor's Budget Request	\$123,624	0.0	\$61,812	\$0	\$0	\$61,812
FY 2017-18 Governor's Revised Request	\$123,624	0.0	\$61,812	\$0	\$0	\$61,812
High Risk Pregnant Women Program						
HB 16-1405 FY 2016-17 General Appropriation Act	\$1,600,000	0.0	\$796,800	\$0	\$0	\$803,200
FY 2016-17 Initial Appropriation	\$1,600,000	0.0	\$796,800	\$0	\$0	\$803,200
FY 2016-17 Revised Appropriation Request	\$1,600,000	0.0	\$796,800	\$0	\$0	\$803,200
FY 2016-17 Initial Appropriation	\$1,600,000	0.0	\$796,800	\$0	\$0	\$803,200
FY 2017-18 Base Request	\$1,600,000	0.0	\$796,800	\$0	\$0	\$803,200

Long Bill Line Item	Total Funds	FTE	General Fund	Cash Funds	Reappropriated	
					Funds	Federal Funds
R-14 FMAP	\$0	0.0	\$3,200	\$0	\$0	(\$3,200)
FY 2017-18 Governor's Budget Request	\$1,600,000	0.0	\$800,000	\$0	\$0	\$800,000
FY 2017-18 Governor's Revised Request	\$1,600,000	0.0	\$800,000	\$0	\$0	\$800,000
Mental Health Institutes						
HB 16-1405 FY 2016-17 General Appropriation Act	\$6,693,980	0.0	\$3,333,602	\$0	\$0	\$3,360,378
FY 2016-17 Initial Appropriation	\$6,693,980	0.0	\$3,333,602	\$0	\$0	\$3,360,378
NPS-02 DHS Mental Health Institutes	\$138,192	0.0	\$68,820	\$0	\$0	\$69,372
FY 2016-17 Revised Appropriation Request	\$6,832,172	0.0	\$3,402,422	\$0	\$0	\$3,429,750
FY 2016-17 Initial Appropriation	\$6,693,980	0.0	\$3,333,602	\$0	\$0	\$3,360,378
FY 2017-18 Base Request	\$6,693,980	0.0	\$3,333,602	\$0	\$0	\$3,360,378
R-14 FMAP	\$0	0.0	\$13,388	\$0	\$0	(\$13,388)
FY 2017-18 Governor's Budget Request	\$6,693,980	0.0	\$3,346,990	\$0	\$0	\$3,346,990
NPBA-02 DHS Mental Health Institutes	\$138,192	0.0	\$69,096	\$0	\$0	\$69,096
FY 2017-18 Governor's Revised Request	\$6,832,172	0.0	\$3,416,086	\$0	\$0	\$3,416,086
07. Department of Human Services Medicaid-Funded Programs, (G) Behavioral Health Services - Medicaid Funding Subtotal						
FY 2016-17 Initial Appropriation	\$8,833,660	0.0	\$4,399,995	\$0	\$0	\$4,433,665
FY 2016-17 Total Revised Appropriation	\$8,971,852	0.0	\$4,468,815	\$0	\$0	\$4,503,037
FY 2017-18 Base Request	\$8,835,956	0.0	\$4,401,143	\$0	\$0	\$4,434,813
FY 2017-18 Governor's Budget Request	\$8,835,956	0.0	\$4,417,978	\$0	\$0	\$4,417,978
FY 2017-18 Governor's Revised Request	\$8,974,148	0.0	\$4,487,074	\$0	\$0	\$4,487,074

Long Bill Line Item	Total Funds	FTE	General Fund	Cash Funds	Reappropriated	
					Funds	Federal Funds
07. Department of Human Services						
Medicaid-Funded Programs, (H) Services						
for People with Disabilities - Medicaid						
Funding						
Regional Centers						
HB 16-1405 FY 2016-17 General Appropriation Act	\$53,235,691	0.0	\$24,645,233	\$1,866,142	\$0	\$26,724,316
FY 2016-17 Initial Appropriation	\$53,235,691	0.0	\$24,645,233	\$1,866,142	\$0	\$26,724,316
FY 2016-17 Revised Appropriation Request	\$53,235,691	0.0	\$24,645,233	\$1,866,142	\$0	\$26,724,316
FY 2016-17 Initial Appropriation	\$53,235,691	0.0	\$24,645,233	\$1,866,142	\$0	\$26,724,316
TA-28 DHS Personal Needs Allowance	\$2,001	0.0	\$1,001	\$0	\$0	\$1,000
TA-29 DHS Salary Survey Allocation	\$82,105	0.0	\$41,054	\$0	\$0	\$41,051
FY 2017-18 Base Request	\$53,319,797	0.0	\$24,687,288	\$1,866,142	\$0	\$26,766,367
R-14 FMAP	\$0	0.0	\$106,471	\$0	\$0	(\$106,471)
FY 2017-18 Governor's Budget Request	\$53,319,797	0.0	\$24,793,759	\$1,866,142	\$0	\$26,659,896
BA-09 Pueblo Regional Center Corrective Action Plan	\$100,000	0.0	\$50,000	\$0	\$0	\$50,000
FY 2017-18 Governor's Revised Request	\$53,419,797	0.0	\$24,843,759	\$1,866,142	\$0	\$26,709,896
Regional Center Depreciation and Annual						
Adjustments						
HB 16-1405 FY 2016-17 General Appropriation Act	\$1,102,033	0.0	\$542,310	\$0	\$0	\$559,723
FY 2016-17 Initial Appropriation	\$1,102,033	0.0	\$542,310	\$0	\$0	\$559,723
FY 2016-17 Revised Appropriation Request	\$1,102,033	0.0	\$542,310	\$0	\$0	\$559,723
FY 2016-17 Initial Appropriation	\$1,102,033	0.0	\$542,310	\$0	\$0	\$559,723
FY 2017-18 Base Request	\$1,102,033	0.0	\$542,310	\$0	\$0	\$559,723
R-14 FMAP	\$0	0.0	\$8,707	\$0	\$0	(\$8,707)
FY 2017-18 Governor's Budget Request	\$1,102,033	0.0	\$551,017	\$0	\$0	\$551,016
FY 2017-18 Governor's Revised Request	\$1,102,033	0.0	\$551,017	\$0	\$0	\$551,016
07. Department of Human Services Medicaid-Funded						
Programs, (H) Services for People with Disabilities -						
Medicaid Funding Subtotal						
FY 2016-17 Initial Appropriation	\$54,337,724	0.0	\$25,187,543	\$1,866,142	\$0	\$27,284,039
FY 2016-17 Total Revised Appropriation	\$54,337,724	0.0	\$25,187,543	\$1,866,142	\$0	\$27,284,039
FY 2017-18 Base Request	\$54,421,830	0.0	\$25,229,598	\$1,866,142	\$0	\$27,326,090
FY 2017-18 Governor's Budget Request	\$54,421,830	0.0	\$25,344,776	\$1,866,142	\$0	\$27,210,912
FY 2017-18 Governor's Revised Request	\$54,521,830	0.0	\$25,394,776	\$1,866,142	\$0	\$27,260,912

Long Bill Line Item	Total Funds	FTE	General Fund	Cash Funds	Reappropriated Funds	Federal Funds
07. Department of Human Services						
Medicaid-Funded Programs, (I) Adult						
Assistance and Services for Elderly -						
Medicaid						
Adult Assst. Medicaid Programs - Community						
Srvcs for Elderly						
HB 16-1405 FY 2016-17 General Appropriation Act	\$1,800	0.0	\$900	\$0	\$0	\$900
FY 2016-17 Initial Appropriation	\$1,800	0.0	\$900	\$0	\$0	\$900
FY 2016-17 Revised Appropriation Request	\$1,800	0.0	\$900	\$0	\$0	\$900
FY 2016-17 Initial Appropriation	\$1,800	0.0	\$900	\$0	\$0	\$900
FY 2017-18 Base Request	\$1,800	0.0	\$900	\$0	\$0	\$900
NPR-04 DHS ADRC Claiming	\$1,000,000	0.0	\$500,000	\$0	\$0	\$500,000
FY 2017-18 Governor's Budget Request	\$1,001,800	0.0	\$500,900	\$0	\$0	\$500,900
FY 2017-18 Governor's Revised Request	\$1,001,800	0.0	\$500,900	\$0	\$0	\$500,900
07. Department of Human Services Medicaid-Funded						
Programs, (I) Adult Assistance and Services for Elderly -						
Medicaid Subtotal						
FY 2016-17 Initial Appropriation	\$1,800	0.0	\$900	\$0	\$0	\$900
FY 2016-17 Total Revised Appropriation	\$1,800	0.0	\$900	\$0	\$0	\$900
FY 2017-18 Base Request	\$1,800	0.0	\$900	\$0	\$0	\$900
FY 2017-18 Governor's Budget Request	\$1,001,800	0.0	\$500,900	\$0	\$0	\$500,900
FY 2017-18 Governor's Revised Request	\$1,001,800	0.0	\$500,900	\$0	\$0	\$500,900

Long Bill Line Item	Total Funds	FTE	General Fund	Cash Funds	Reappropriated	
					Funds	Federal Funds
07. Department of Human Services Medicaid-Funded Programs, (J) Division of Youth Corrections - Medicaid Funding						
Division Of Youth Corrections - Medicaid Funding						
HB 16-1405 FY 2016-17 General Appropriation Act	\$1,452,654	0.0	\$723,422	\$0	\$0	\$729,232
FY 2016-17 Initial Appropriation	\$1,452,654	0.0	\$723,422	\$0	\$0	\$729,232
FY 2016-17 Revised Appropriation Request	\$1,452,654	0.0	\$723,422	\$0	\$0	\$729,232
FY 2016-17 Initial Appropriation	\$1,452,654	0.0	\$723,422	\$0	\$0	\$729,232
FY 2017-18 Base Request	\$1,452,654	0.0	\$723,422	\$0	\$0	\$729,232
R-14 FMAP	\$0	0.0	\$2,905	\$0	\$0	(\$2,905)
FY 2017-18 Governor's Budget Request	\$1,452,654	0.0	\$726,327	\$0	\$0	\$726,327
FY 2017-18 Governor's Revised Request	\$1,452,654	0.0	\$726,327	\$0	\$0	\$726,327

07. Department of Human Services Medicaid-Funded Programs, (J) Division of Youth Corrections - Medicaid Funding Subtotal						
FY 2016-17 Initial Appropriation	\$1,452,654	0.0	\$723,422	\$0	\$0	\$729,232
FY 2016-17 Total Revised Appropriation	\$1,452,654	0.0	\$723,422	\$0	\$0	\$729,232
FY 2017-18 Base Request	\$1,452,654	0.0	\$723,422	\$0	\$0	\$729,232
FY 2017-18 Governor's Budget Request	\$1,452,654	0.0	\$726,327	\$0	\$0	\$726,327
FY 2017-18 Governor's Revised Request	\$1,452,654	0.0	\$726,327	\$0	\$0	\$726,327

**07. Department of Human Services
Medicaid-Funded Programs, (K) Other
Fed Medicaid Indirect Cost Reimbursement For
CDHS Programs**

HB 16-1405 FY 2016-17 General Appropriation Act	\$500,000	0.0	\$0	\$0	\$0	\$500,000
FY 2016-17 Initial Appropriation	\$500,000	0.0	\$0	\$0	\$0	\$500,000
FY 2016-17 Revised Appropriation Request	\$500,000	0.0	\$0	\$0	\$0	\$500,000

Long Bill Line Item	Total Funds	FTE	General Fund	Cash Funds	Reappropriated	
					Funds	Federal Funds
FY 2016-17 Initial Appropriation	\$500,000	0.0	\$0	\$0	\$0	\$500,000
FY 2017-18 Base Request	\$500,000	0.0	\$0	\$0	\$0	\$500,000
FY 2017-18 Governor's Budget Request	\$500,000	0.0	\$0	\$0	\$0	\$500,000
FY 2017-18 Governor's Revised Request	\$500,000	0.0	\$0	\$0	\$0	\$500,000
07. Department of Human Services Medicaid-Funded Programs, (K) Other Subtotal						
FY 2016-17 Initial Appropriation	\$500,000	0.0	\$0	\$0	\$0	\$500,000
FY 2016-17 Total Revised Appropriation	\$500,000	0.0	\$0	\$0	\$0	\$500,000
FY 2017-18 Base Request	\$500,000	0.0	\$0	\$0	\$0	\$500,000
FY 2017-18 Governor's Budget Request	\$500,000	0.0	\$0	\$0	\$0	\$500,000
FY 2017-18 Governor's Revised Request	\$500,000	0.0	\$0	\$0	\$0	\$500,000

**FY 2016-17 SUPPLEMENTAL REQUESTS - HEALTH CARE
POLICY AND FINANCING**

Schedule 11

Request Date	Request Type	Interagency Review	Requires Legislation	Total Funds	FTE	General Fund	Cash Funds	Reappropriated Funds	Federal Funds
Prioritized Requests									
January 2	S-01 Medical Services Premiums	None	No	\$141,694,902	0.0	\$32,217,993	\$1,650,193	\$3,861,816	\$103,964,900
January 2	S-02 Behavioral Health	None	No	(\$56,448,298)	0.0	(\$6,379,746)	\$569,523	\$0	(\$50,638,075)
January 2	S-03 CHP+	None	No	\$15,610,893	0.0	\$1,515	\$1,914,824	\$0	\$13,694,554
January 2	S-04 Medicare Modernization Act	None	No	\$1,369,323	0.0	\$1,369,323	\$0	\$0	\$0
January 2	S-05 Office of Community Living	None	No	(\$18,626,814)	0.0	(\$8,707,629)	\$0	\$0	(\$9,919,185)
January 2	S-06 Delivery System and Payment Reform	None	No	(\$15,440,295)	0.0	(\$7,720,148)	\$0	\$0	(\$7,720,147)
January 2	S-07 Oversight of State Resources	None	No	\$200,000	0.0	\$50,000	\$50,000	\$0	\$100,000
January 2	S-08 MMIS Operations	Office of Information Technology	No	(\$1,495,480)	0.0	(\$32,549)	(\$537,805)	(\$269,394)	(\$655,732)
January 2	S-10 Regional Center Cost Reporting	None	No	\$75,000	0.0	\$37,500	\$0	\$0	\$37,500
January 2	S-11 HB 15-1368 Cross-System Response Pilot Spending	None	No	(\$1,408,835)	0.0	\$0	(\$563,835)	(\$845,000)	\$0
January 2	S-12 SB 16-199 PACE Rollforward	None	No	\$0	0.0	\$0	\$0	\$0	\$0
January 2	S-13 Medicaid Funding for Connect for Health Colorado	None	No	\$5,144,208	0.0	\$1,790,457	\$0	\$0	\$3,353,751
January 2	S-14 Public School Health Services Funding Adjustment	None	No	\$9,393,330	0.0	\$0	\$4,754,691	\$0	\$4,638,639
January 2	S-15 FY 2015-16 Overexpenditure	None	No	\$0	0.0	\$0	\$0	\$0	\$0
Prioritized Request Subtotal				\$80,067,934	0.0	\$12,626,716	\$7,837,591	\$2,747,422	\$56,856,205

Request Date	Request Type	Interagency Review	Requires Legislation	Total Funds	FTE	General Fund	Cash Funds	Reappropriated Funds	Federal Funds
Non-Prioritized Requests									
January 2	NPS-01 OIT CBMS	Office of Information Technology	No	(\$1,242,884)	0.0	(\$2,123,226)	(\$827,880)	(\$35,666)	\$1,743,888
January 2	NPS-02 DHS Mental Health Institutes	Other	No	\$138,192	0.0	\$68,820	\$0	\$0	\$69,372
January 2	NPS-03 DHS DPA Fleet	Department of Personnel and Administration	No	(\$29,500)	0.0	(\$14,750)	\$0	\$0	(\$14,750)
January 2	NPS-04 Property Fund Supplemental	Department of Personnel and Administration	No	\$840	0.0	\$420	\$0	\$0	\$420
January 2	NPS-06 DHS Property Fund	Other	No	\$41,631	0.0	\$20,816	\$0	\$0	\$20,815
Non-Prioritized Request Subtotal				(\$1,091,721)	0.0	(\$2,047,920)	(\$827,880)	(\$35,666)	\$1,819,745

Total Department of Health Care Policy and Financing FY 2016-17 Supplemental Requests	\$78,976,213	0.0	\$10,578,796	\$7,009,711	\$2,711,756	\$58,675,950
--	---------------------	------------	---------------------	--------------------	--------------------	---------------------

FY 2017-18 BUDGET AMENDMENT REQUESTS - HEALTH CARE POLICY AND FINANCING

Schedule 12

Request Date	Request Type	Interagency Review	Requires Legislation	Total Funds	FTE	General Fund	Cash Funds	Reappropriated Funds	Federal Funds
Prioritized Requests									
January 2	BA-09 Pueblo Regional Center Corrective Action Plan	None	No	\$543,379	1.8	\$271,690	\$0	\$0	\$271,689
January 2	BA-10 Regional Center Cost Reporting	None	No	\$75,000	0.0	\$37,500	\$0	\$0	\$37,500
January 2	BA-11 HB 15-1368 Cross-System Response Pilot Spending	None	No	\$306,726	0.0	\$0	\$1,151,726	(\$845,000)	\$0
January 2	BA-13 Medicaid Funding for Connect for Health Colorado	None	No	\$5,144,208	0.0	\$1,790,457	\$0	\$0	\$3,353,751
January 2	BA-14 Public School Health Services Funding Adjustment	None	No	\$8,484,767	0.0	\$0	\$4,309,645	\$0	\$4,175,122
Prioritized Request Subtotal				\$14,554,080	1.8	\$2,099,647	\$5,461,371	(\$845,000)	\$7,838,062
Non-Prioritized Requests									
January 2	NPBA-01 OIT CBMS	Office of Information Technology	No	(\$1,169,362)	0.0	(\$3,053,438)	(\$70,370)	(\$38,015)	\$1,992,461
January 2	NPBA-02 DHS Mental Health Institutes	Other	No	\$138,192	0.0	\$69,096	\$0	\$0	\$69,096
January 2	NPBA-03 December Amendment 35 Forecast Adjustment	None	No	\$0	0.0	\$0	\$0	\$0	\$0
January 2	NPBA-04 HLD Adjustment	Department of Personnel and Administration	No	(\$36,332)	0.0	(\$10,730)	(\$5,646)	(\$780)	(\$19,176)
January 2	NPBA-05 Property Fund Supplemental	Department of Personnel and Administration	No	\$227	0.0	\$114	\$0	\$0	\$113
January 2	NPBA-06 DHS HLD	Other	No	(\$37,316)	0.0	(\$18,658)	\$0	\$0	(\$18,658)
January 2	NPBA-08 DHS Property Fund	Other	No	(\$4,098)	0.0	(\$2,049)	\$0	\$0	(\$2,049)
Non-Prioritized Request Subtotal				(\$1,108,689)	0.0	(\$3,015,665)	(\$76,016)	(\$38,795)	\$2,021,787
Total Department of Health Care Policy and Financing FY 2017-18 Supplemental Requests				\$13,445,391	1.8	(\$916,018)	\$5,385,355	(\$883,795)	\$9,859,849

Schedule 13

Funding Request for the FY 2017-18 Budget Cycle

Department of Health Care Policy and Financing

Request Title

S-01 Medical Services Premiums

Dept. Approval By: Josh Block *[Signature]* 1/8/17 X Supplemental FY 2016-17
 OSPB Approval By: *[Signature]* 12/29/16 _____ Budget Amendment FY 2017-18

Summary Information	Fund	FY 2016-17		FY 2017-18	FY 2018-19	
		Initial Appropriation	Supplemental Request	Base Request	Budget Amendment	Continuation Request
	Total	\$6,818,264,595	\$141,694,902	\$6,752,893,112	\$0	\$0
	FTE	0.0	0.0	0.0	0.0	0.0
Total of All Line Items Impacted by Change Request	GF	\$1,942,439,768	\$32,217,993	\$1,945,000,281	\$0	\$0
	CF	\$705,708,120	\$1,650,193	\$678,832,273	\$0	\$0
	RF	\$5,240,893	\$3,861,816	\$5,240,893	\$0	\$0
	FF	\$4,164,875,814	\$103,964,900	\$4,123,819,665	\$0	\$0

Line Item Information	Fund	FY 2016-17		FY 2017-18	FY 2018-19	
		Initial Appropriation	Supplemental Request	Base Request	Budget Amendment	Continuation Request
	Total	\$6,818,264,595	\$141,694,902	\$6,752,893,112	\$0	\$0
	FTE	0.0	0.0	0.0	0.0	0.0
02. Medical Services Premiums - Medical and LT Care Services for Medicaid Eligible Indvls	GF	\$1,942,439,768	\$32,217,993	\$1,945,000,281	\$0	\$0
	CF	\$705,708,120	\$1,650,193	\$678,832,273	\$0	\$0
	RF	\$5,240,893	\$3,861,816	\$5,240,893	\$0	\$0
	FF	\$4,164,875,814	\$103,964,900	\$4,123,819,665	\$0	\$0

CF Letternote Text Revision Required?	Yes	<u>X</u>	No	_____	If Yes, see attached fund source detail for Schedule 11.
RF Letternote Text Revision Required?	Yes	<u>X</u>	No	_____	
FF Letternote Text Revision Required?	Yes	_____	No	<u>X</u>	
Requires Legislation?	Yes	_____	No	<u>X</u>	
Type of Request?	Department of Health Care Policy and Financing Prioritized Request				
Interagency Approval or Related Schedule 13s:	None				


Schedule 13


Funding Request for the FY 2017-18 Budget Cycle

Department of Health Care Policy and Financing

Request Title

S-02 Behavioral Health

Dept. Approval By: Josh Block  1/3/17 X Supplemental FY 2016-17

OSPB Approval By:  12/29/16 Budget Amendment FY 2017-18

Summary Information	Fund	FY 2016-17		FY 2017-18		FY 2018-19
		Initial Appropriation	Supplemental Request	Base Request	Budget Amendment	Continuation Request
Total		\$662,617,330	(\$56,448,298)	\$662,625,975	\$0	\$0
FTE		0.0	0.0	0.0	0.0	0.0
Total of All Line Items Impacted by Change Request	GF	\$183,627,684	(\$6,379,746)	\$183,599,168	\$0	\$0
	CF	\$16,633,015	\$569,523	\$16,665,871	\$0	\$0
	RF	\$0	\$0	\$0	\$0	\$0
	FF	\$462,356,631	(\$50,638,075)	\$462,360,936	\$0	\$0

Line Item Information	Fund	FY 2016-17		FY 2017-18		FY 2018-19
		Initial Appropriation	Supplemental Request	Base Request	Budget Amendment	Continuation Request
Total		\$653,650,029	(\$56,302,390)	\$653,658,674	\$0	\$0
FTE		0.0	0.0	0.0	0.0	0.0
03. Behavioral Health Community Programs - Behavioral Health Capitation Payments	GF	\$181,949,404	(\$6,672,399)	\$181,920,888	\$0	\$0
	CF	\$16,383,180	\$594,011	\$16,416,036	\$0	\$0
	RF	\$0	\$0	\$0	\$0	\$0
	FF	\$455,317,445	(\$50,224,002)	\$455,321,750	\$0	\$0
Total		\$8,967,301	(\$145,908)	\$8,967,301	\$0	\$0
FTE		0.0	0.0	0.0	0.0	0.0
03. Behavioral Health Community Programs - Behavioral Health Fee-for-Service Payments	GF	\$1,678,280	\$292,653	\$1,678,280	\$0	\$0
	CF	\$249,835	(\$24,488)	\$249,835	\$0	\$0
	RF	\$0	\$0	\$0	\$0	\$0
	FF	\$7,039,186	(\$414,073)	\$7,039,186	\$0	\$0

CF Letternote Text Revision Required?	Yes	<input checked="" type="checkbox"/>	No	<input type="checkbox"/>	If Yes, see attached fund source detail for Schedule 11.
RF Letternote Text Revision Required?	Yes	<input type="checkbox"/>	No	<input checked="" type="checkbox"/>	
FF Letternote Text Revision Required?	Yes	<input type="checkbox"/>	No	<input checked="" type="checkbox"/>	
Requires Legislation?	Yes	<input type="checkbox"/>	No	<input checked="" type="checkbox"/>	
Type of Request?	Department of Health Care Policy and Financing Prioritized Request				
Interagency Approval or Related Schedule 13s:	None				


Schedule 13


Funding Request for the FY 2017-18 Budget Cycle

Department of Health Care Policy and Financing

Request Title

S-03 CHP+

Dept. Approval By: Josh Block  1/3/17 **X** Supplemental FY 2016-17

OSPB Approval By:  12/29/16 Budget Amendment FY 2017-18

Summary Information	Fund	FY 2016-17		FY 2017-18		FY 2018-19
		Initial Appropriation	Supplemental Request	Base Request	Budget Amendment	Continuation Request
	Total	\$146,488,318	\$15,610,893	\$146,488,318	\$0	\$0
	FTE	0.0	0.0	0.0	0.0	0.0
Total of All Line Items Impacted by Change Request	GF	\$2,500,441	\$1,515	\$2,500,441	\$0	\$0
	CF	\$19,897,778	\$1,914,824	\$19,897,778	\$0	\$0
	RF	\$0	\$0	\$0	\$0	\$0
	FF	\$124,090,099	\$13,694,554	\$124,090,099	\$0	\$0

Line Item Information	Fund	FY 2016-17		FY 2017-18		FY 2018-19
		Initial Appropriation	Supplemental Request	Base Request	Budget Amendment	Continuation Request
	Total	\$5,033,274	\$0	\$5,033,274	\$0	\$0
	FTE	0.0	0.0	0.0	0.0	0.0
05. Indigent Care Program - Children's Basic Health Plan Administration	GF	\$0	\$0	\$0	\$0	\$0
	CF	\$2,363,824	(\$1,766,374)	\$2,363,824	\$0	\$0
	RF	\$0	\$0	\$0	\$0	\$0
	FF	\$2,669,450	\$1,766,374	\$2,669,450	\$0	\$0
	Total	\$141,455,044	\$15,610,893	\$141,455,044	\$0	\$0
	FTE	0.0	0.0	0.0	0.0	0.0
05. Indigent Care Program - Children's Basic Health Plan Medical and Dental Costs	GF	\$2,500,441	\$1,515	\$2,500,441	\$0	\$0
	CF	\$17,533,954	\$3,681,198	\$17,533,954	\$0	\$0
	RF	\$0	\$0	\$0	\$0	\$0
	FF	\$121,420,649	\$11,928,180	\$121,420,649	\$0	\$0

CF Letternote Text Revision Required?	Yes	<input checked="" type="checkbox"/>	No	<input type="checkbox"/>	If Yes, see attached fund source detail for Schedule 11.
RF Letternote Text Revision Required?	Yes	<input type="checkbox"/>	No	<input checked="" type="checkbox"/>	
FF Letternote Text Revision Required?	Yes	<input type="checkbox"/>	No	<input checked="" type="checkbox"/>	
Requires Legislation?	Yes	<input type="checkbox"/>	No	<input checked="" type="checkbox"/>	
Type of Request?	Department of Health Care Policy and Financing Prioritized Request				
Interagency Approval or Related Schedule 13s:	None				

Schedule 13

Funding Request for the FY 2017-18 Budget Cycle

Department of Health Care Policy and Financing

Request Title

S-04 Medicare Modernization Act

Dept. Approval By: Josh Block *JB* 1/3/17 X Supplemental FY 2016-17
 OSPB Approval By: *Erin [Signature]* 12/29/16 Budget Amendment FY 2017-18

Summary Information	Fund	FY 2016-17		FY 2017-18	FY 2018-19	
		Initial Appropriation	Supplemental Request	Base Request	Budget Amendment	Continuation Request
	Total	\$130,667,733	\$1,369,323	\$130,667,733	\$0	\$0
	FTE	0.0	0.0	0.0	0.0	0.0
Total of All Line Items Impacted by Change Request	GF	\$130,667,733	\$1,369,323	\$130,667,733	\$0	\$0
	CF	\$0	\$0	\$0	\$0	\$0
	RF	\$0	\$0	\$0	\$0	\$0
	FF	\$0	\$0	\$0	\$0	\$0

Line Item Information	Fund	FY 2016-17		FY 2017-18	FY 2018-19	
		Initial Appropriation	Supplemental Request	Base Request	Budget Amendment	Continuation Request
	Total	\$130,667,733	\$1,369,323	\$130,667,733	\$0	\$0
	FTE	0.0	0.0	0.0	0.0	0.0
06. Other Medical Services - Medicare Modernization Act State Contribution Payment	GF	\$130,667,733	\$1,369,323	\$130,667,733	\$0	\$0
	CF	\$0	\$0	\$0	\$0	\$0
	RF	\$0	\$0	\$0	\$0	\$0
	FF	\$0	\$0	\$0	\$0	\$0

CF Letternote Text Revision Required?	Yes	<input type="checkbox"/>	No	<input checked="" type="checkbox"/>	If Yes, see attached fund source detail for Schedule 11.
RF Letternote Text Revision Required?	Yes	<input type="checkbox"/>	No	<input checked="" type="checkbox"/>	
FF Letternote Text Revision Required?	Yes	<input type="checkbox"/>	No	<input checked="" type="checkbox"/>	
Requires Legislation?	Yes	<input type="checkbox"/>	No	<input checked="" type="checkbox"/>	
Type of Request?	Department of Health Care Policy and Financing Prioritized Request				
Interagency Approval or Related Schedule 13s:	None				

Schedule 13

Funding Request for the FY 2017-18 Budget Cycle

Department of Health Care Policy and Financing

Request Title

S-05 Office of Community Living

Dept. Approval By: Josh Block  1/3/17 X Supplemental FY 2016-17

OSPB Approval By:  12/29/16 Budget Amendment FY 2017-18

Summary Information	Fund	FY 2016-17		FY 2017-18	FY 2018-19	
		Initial Appropriation	Supplemental Request	Base Request	Budget Amendment	Continuation Request
	Total	\$490,594,151	(\$18,626,814)	\$490,659,237	\$0	\$0
	FTE	0.0	0.0	0.0	0.0	0.0
Total of All Line Items Impacted by Change Request	GF	\$248,833,350	(\$8,707,629)	\$248,581,190	\$0	\$0
	CF	\$1	\$0	\$284,697	\$0	\$0
	RF	\$0	\$0	\$0	\$0	\$0
	FF	\$241,760,800	(\$9,919,185)	\$241,793,350	\$0	\$0

Line Item Information	Fund	FY 2016-17		FY 2017-18	FY 2018-19	
		Initial Appropriation	Supplemental Request	Base Request	Budget Amendment	Continuation Request
	Total	\$362,346,433	(\$12,664,521)	\$362,346,433	\$0	\$0
	FTE	0.0	0.0	0.0	0.0	0.0
04. Office of Community Living, (A) Division of Intellectual and Developmental Disabilities, (1) Program Costs - Adult Comprehensive Services	GF	\$180,448,523	(\$6,306,932)	\$180,448,523	\$0	\$0
	CF	\$1	\$0	\$1	\$0	\$0
	RF	\$0	\$0	\$0	\$0	\$0
	FF	\$181,897,909	(\$6,357,589)	\$181,897,909	\$0	\$0

	Total	\$69,681,391	(\$4,109,215)	\$69,734,980	\$0	\$0
	FTE	0.0	0.0	0.0	0.0	0.0
04. Office of Community Living, (A) Division of Intellectual and Developmental Disabilities, (1) Program Costs - Adult Supported Living Services	GF	\$38,677,034	(\$2,046,389)	\$38,469,418	\$0	\$0
	CF	\$0	\$0	\$234,405	\$0	\$0
	RF	\$0	\$0	\$0	\$0	\$0
	FF	\$31,004,357	(\$2,062,826)	\$31,031,157	\$0	\$0

	Total	\$26,310,826	(\$594,807)	\$26,310,826	\$0	\$0
04. Office of Community Living, (A) Division of Intellectual and Developmental Disabilities, (1) Program Costs - Children's Extensive Support Services	FTE	0.0	0.0	0.0	0.0	0.0
	GF	\$13,102,791	(\$296,214)	\$13,102,791	\$0	\$0
	CF	\$0	\$0	\$0	\$0	\$0
	RF	\$0	\$0	\$0	\$0	\$0
	FF	\$13,208,035	(\$298,593)	\$13,208,035	\$0	\$0

	Total	\$32,255,501	(\$1,258,271)	\$32,266,998	\$0	\$0
04. Office of Community Living, (A) Division of Intellectual and Developmental Disabilities, (1) Program Costs - Case Management	FTE	0.0	0.0	0.0	0.0	0.0
	GF	\$16,605,002	(\$58,094)	\$16,560,458	\$0	\$0
	CF	\$0	\$0	\$50,291	\$0	\$0
	RF	\$0	\$0	\$0	\$0	\$0
	FF	\$15,650,499	(\$1,200,177)	\$15,656,249	\$0	\$0

CF Letternote Text Revision Required?	Yes	<input type="checkbox"/>	No	<input checked="" type="checkbox"/>	If Yes, see attached fund source detail for Schedule 11.
RF Letternote Text Revision Required?	Yes	<input type="checkbox"/>	No	<input checked="" type="checkbox"/>	
FF Letternote Text Revision Required?	Yes	<input type="checkbox"/>	No	<input checked="" type="checkbox"/>	
Requires Legislation?	Yes	<input type="checkbox"/>	No	<input checked="" type="checkbox"/>	
Type of Request?	Department of Health Care Policy and Financing Prioritized Request				
Interagency Approval or Related Schedule 13s:	None				

Schedule 13

Funding Request for the FY 2017-18 Budget Cycle

Department of Health Care Policy and Financing

Request Title

S-06 Delivery System and Payment Reform

Dept. Approval By: Josh Block *[Signature]* 1/3/17 X Supplemental FY 2016-17
 OSPB Approval By: *[Signature]* 12/29/16 Budget Amendment FY 2017-18

Summary Information	Fund	FY 2016-17		FY 2017-18	FY 2018-19	
		Initial Appropriation	Supplemental Request	Base Request	Budget Amendment	Continuation Request
Total		\$6,818,264,595	(\$15,440,295)	\$6,752,893,112	\$0	\$0
FTE		0.0	0.0	0.0	0.0	0.0
Total of All Line Items Impacted by Change Request	GF	\$1,942,439,768	(\$7,720,148)	\$1,945,000,281	\$0	\$0
	CF	\$705,708,120	\$0	\$678,832,273	\$0	\$0
	RF	\$5,240,893	\$0	\$5,240,893	\$0	\$0
	FF	\$4,164,875,814	(\$7,720,147)	\$4,123,819,665	\$0	\$0

Line Item Information	Fund	FY 2016-17		FY 2017-18	FY 2018-19	
		Initial Appropriation	Supplemental Request	Base Request	Budget Amendment	Continuation Request
Total		\$6,818,264,595	(\$15,440,295)	\$6,752,893,112	\$0	\$0
FTE		0.0	0.0	0.0	0.0	0.0
02. Medical Services Premiums - Medical and LT Care Services for Medicaid Eligible Indvds	GF	\$1,942,439,768	(\$7,720,148)	\$1,945,000,281	\$0	\$0
	CF	\$705,708,120	\$0	\$678,832,273	\$0	\$0
	RF	\$5,240,893	\$0	\$5,240,893	\$0	\$0
	FF	\$4,164,875,814	(\$7,720,147)	\$4,123,819,665	\$0	\$0

CF Letternote Text Revision Required?	Yes	<input type="checkbox"/>	No	<input checked="" type="checkbox"/>	If Yes, see attached fund source detail for Schedule 11.
RF Letternote Text Revision Required?	Yes	<input type="checkbox"/>	No	<input checked="" type="checkbox"/>	
FF Letternote Text Revision Required?	Yes	<input type="checkbox"/>	No	<input checked="" type="checkbox"/>	
Requires Legislation?	Yes	<input type="checkbox"/>	No	<input checked="" type="checkbox"/>	
Type of Request?	Department of Health Care Policy and Financing Prioritized Request				
Interagency Approval or Related Schedule 13s:	None				

Schedule 13

Funding Request for the FY 2017-18 Budget Cycle

Department of Health Care Policy and Financing

Request Title

S-07 Oversight of State Resources

Dept. Approval By: Josh Block *[Signature]* 1/3/17 X Supplemental FY 2016-17
 OSPB Approval By: *[Signature]* 12/29/16 Budget Amendment FY 2017-18

Summary Information	Fund	FY 2016-17		FY 2017-18		FY 2018-19
		Initial Appropriation	Supplemental Request	Base Request	Budget Amendment	Continuation Request
Total		\$7,200,237	\$200,000	\$7,755,477	\$0	\$0
FTE		0.0	0.0	0.0	0.0	0.0
GF		\$2,047,261	\$50,000	\$2,512,381	\$0	\$0
CF		\$1,527,500	\$50,000	\$1,227,500	\$0	\$0
RF		\$0	\$0	\$0	\$0	\$0
FF		\$3,625,476	\$100,000	\$4,015,596	\$0	\$0

Line Item Information	Fund	FY 2016-17		FY 2017-18		FY 2018-19
		Initial Appropriation	Supplemental Request	Base Request	Budget Amendment	Continuation Request
Total		\$7,200,237	\$200,000	\$7,755,477	-\$0	\$0
FTE		0.0	0.0	0.0	0.0	0.0
01. Executive Director's Office, (A) General Administration - General Professional Services and Special Projects	GF	\$2,047,261	\$50,000	\$2,512,381	\$0	\$0
	CF	\$1,527,500	\$50,000	\$1,227,500	\$0	\$0
	RF	\$0	\$0	\$0	\$0	\$0
	FF	\$3,625,476	\$100,000	\$4,015,596	\$0	\$0

CF Letternote Text Revision Required?	Yes	<u>X</u>	No	<u> </u>	If Yes, see attached fund source detail for Schedule 11.
RF Letternote Text Revision Required?	Yes	<u> </u>	No	<u>X</u>	
FF Letternote Text Revision Required?	Yes	<u> </u>	No	<u>X</u>	
Requires Legislation?	Yes	<u> </u>	No	<u>X</u>	
Type of Request?	Department of Health Care Policy and Financing Prioritized Request				
Interagency Approval or Related Schedule 13s:	None				

Schedule 13

Funding Request for the FY 2017-18 Budget Cycle

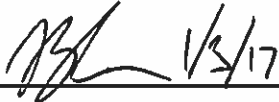
Department of Health Care Policy and Financing

Request Title

S-08 MMIS Operations

Dept. Approval By:

Josh Block



X

Supplemental FY 2016-17

OSPB Approval By:



 Budget Amendment FY 2017-18

Summary Information	Fund	FY 2016-17		FY 2017-18		FY 2018-19
		Initial Appropriation	Supplemental Request	Base Request	Budget Amendment	Continuation Request
	Total	\$67,626,435	(\$1,495,480)	\$35,440,753	\$0	\$0
	FTE	0.0	0.0	0.0	0.0	0.0
Total of All Line Items Impacted by Change Request	GF	\$10,257,649	(\$32,549)	\$7,384,952	\$0	\$0
	CF	\$3,062,898	(\$537,805)	\$2,191,808	\$0	\$0
	RF	\$293,350	(\$269,394)	\$293,350	\$0	\$0
	FF	\$54,012,538	(\$655,732)	\$25,570,643	\$0	\$0

Line Item Information	Fund	FY 2016-17		FY 2017-18		FY 2018-19
		Initial Appropriation	Supplemental Request	Base Request	Budget Amendment	Continuation Request
	Total	\$35,564,820	\$1,716,274	\$35,440,753	\$0	\$0
	FTE	0.0	0.0	0.0	0.0	0.0
01. Executive Director's Office, (C) Information Technology Contracts and Projects - MMIS Maintenance and Projects	GF	\$7,211,028	\$1,267,940	\$7,384,952	\$0	\$0
	CF	\$2,226,262	(\$306,876)	\$2,191,808	\$0	\$0
	RF	\$293,350	(\$279,984)	\$293,350	\$0	\$0
	FF	\$25,834,180	\$1,035,194	\$25,570,643	\$0	\$0
	Total	\$5,145,018	(\$4,675,328)	\$0	\$0	\$0
01. Executive Director's Office, (C) Information Technology Contracts and Projects - MMIS Reprocurement Contracted Staff	FTE	0.0	0.0	0.0	0.0	0.0
	GF	\$431,304	(\$60,222)	\$0	\$0	\$0
	CF	\$134,757	(\$37,064)	\$0	\$0	\$0
	RF	\$0	\$915	\$0	\$0	\$0
	FF	\$4,578,957	(\$4,578,957)	\$0	\$0	\$0

	Total	\$26,916,597	\$1,463,574	\$0	\$0	\$0
01. Executive Director's Office, (C) Information Technology Contracts and Projects - MMIS Reprocurement Contracts	FTE	0.0	0.0	0.0	0.0	0.0
	GF	\$2,615,317	(\$1,240,267)	\$0	\$0	\$0
	CF	\$701,879	(\$193,865)	\$0	\$0	\$0
	RF	\$0	\$9,675	\$0	\$0	\$0
	FF	\$23,599,401	\$2,888,031	\$0	\$0	\$0

CF Letternote Text Revision Required?	Yes	<input checked="" type="checkbox"/>	No	<input type="checkbox"/>	If Yes, see attached fund source detail for Schedule 11.
RF Letternote Text Revision Required?	Yes	<input checked="" type="checkbox"/>	No	<input type="checkbox"/>	
FF Letternote Text Revision Required?	Yes	<input type="checkbox"/>	No	<input checked="" type="checkbox"/>	
Requires Legislation?	Yes	<input type="checkbox"/>	No	<input checked="" type="checkbox"/>	
Type of Request?	Department of Health Care Policy and Financing Prioritized Request				
Interagency Approval or Related Schedule 13s: Office of Information Technology					

Schedule 13

Funding Request for the FY 2017-18 Budget Cycle

Department of Health Care Policy and Financing

Request Title

**S-10 Regional Center Cost Reporting
BA-10 Regional Center Cost Reporting**

Dept. Approval By: Josh Block *[Signature]* 1/3/17 X Supplemental FY 2016-17

OSPB Approval By: *[Signature]* 12/29/16 X Budget Amendment FY 2017-18

Summary Information	Fund	FY 2016-17		FY 2017-18	FY 2018-19
		Initial Appropriation	Supplemental Request	Base Request	Budget Amendment Continuation Request
Total		\$3,401,907	\$75,000	\$2,813,406	\$75,000
FTE		0.0	0.0	0.0	0.0
GF		\$1,266,408	\$37,500	\$1,119,283	\$37,500
CF		\$415,408	\$0	\$312,420	\$0
RF		\$0	\$0	\$0	\$0
FF		\$1,720,091	\$37,500	\$1,381,703	\$37,500

Line Item Information	Fund	FY 2016-17		FY 2017-18	FY 2018-19
		Initial Appropriation	Supplemental Request	Base Request	Budget Amendment Continuation Request
Total		\$3,401,907	\$75,000	\$2,813,406	\$75,000
FTE		0.0	0.0	0.0	0.0
GF		\$1,266,408	\$37,500	\$1,119,283	\$37,500
CF		\$415,408	\$0	\$312,420	\$0
RF		\$0	\$0	\$0	\$0
FF		\$1,720,091	\$37,500	\$1,381,703	\$37,500

CF Letternote Text Revision Required?	Yes	<u> </u>	No	<u>X</u>	If Yes, see attached fund source detail for Schedule 11 or 12.
RF Letternote Text Revision Required?	Yes	<u> </u>	No	<u>X</u>	
FF Letternote Text Revision Required?	Yes	<u> </u>	No	<u>X</u>	
Requires Legislation?	Yes	<u> </u>	No	<u>X</u>	
Type of Request?	Department of Health Care Policy and Financing Prioritized Request				
Interagency Approval or Related Schedule 13s:	None				



Cost and FTE

- The Department requests \$75,000 total funds, \$37,500 General Fund, and \$37,500 federal funds in FY 2016-17, \$75,000 total funds, \$37,500 General Fund, and \$37,500 federal funds in FY 2017-18 and ongoing to hire a contractor to audit Colorado's regional centers and calculate their rates to ensure the regional centers are being properly compensated for the services they provide to some of the Department's most acute and vulnerable clients.

Current Program

- State owned regional centers provide 24-hour residential services, medical care, and behavioral services to adults who have complex and severe medical and behavioral needs. The Centers for Medicare and Medicaid Services (CMS) approved Home and Community Based Services Adult Comprehensive waiver (HCBS-DD) defines reimbursement for state-owned or operated facilities as being equal to the actual allowable and necessary cost of providing these services.
- Currently, state owned regional centers receive reimbursement for services on the HCBS-DD waiver at an interim rate based on cost reports from the regional centers.

Problem or Opportunity

- Based on a 2013 report from the State Auditor, regional centers were not accurately reporting their facility, capital or labor costs to align with approved waiver language for reimbursement. Initially incorrect compensation of the regional centers was fixed by implementing more accurate interim rates to pay the regional centers at, but with inaccurate cost reports the rates still lead to inaccurate compensation, requiring significant reconciliations at the end of each year. This occurs due to a lack of uniformity and unclear requirements of the regional center cost reporting process.

Consequences of Problem

- The Department is required to, but cannot assure, that reimbursements to regional centers match the regional centers' costs and could be cited for deficiencies by CMS in a federal audit. If this problem continues, CMS could withdraw matching federal funds for the program.

Proposed Solution

- The Department requests funding to contract with a third party accounting firm to annually perform cost reporting and auditing of regional centers, which would allow the Department to implement a cost based reimbursement methodology. By allowing the contractor to manage and audit cost reports as well as calculate interim and final rates for the state owned regional centers, the current rate setting process would be improved and costs would be reported in a more accurate and consistent manner. This would ensure the Department would continue to be in compliance with CMS regulations moving forward by ensuring the facilities are paid more accurately.



COLORADO

Department of Health Care
Policy & Financing

FY 2016-17 and FY 2017-18 Funding Request | January 3, 2017

John W. Hickenlooper
Governor

Susan E. Birch
Executive Director

Department Priority: S-10, BA-10

Request Detail: Regional Center Cost Reporting and Auditing

Summary of Incremental Funding Change for FY 2016-17	Total Funds	General Fund
Regional Center Cost Reporting and Auditing	\$75,000	\$37,500

Summary of Incremental Funding Change for FY 2017-18	Total Funds	General Fund
Regional Center Cost Reporting and Auditing	\$75,000	\$37,500

Problem or Opportunity:

The Pueblo and Grand Junction regional centers currently receive reimbursement for the services they provide based on cost reports that the regional centers send to the Department. These cost reports are not consistent across regional centers and as a result costs are often inaccurately reported. This sometimes leads to large reconciliations at the end of each year to ensure that the regional centers receive the appropriate funding for the costs incurred providing services for the year. It also puts the Department at risk to fall out of compliance with its approved Home and Community Based Services Adult Comprehensive waiver (HCBS-DD).

In order to obtain accurate cost reports to assist in setting correct interim rates, the Department has been working with a contractor to develop a detailed cost reporting document to disseminate to the regional centers. This cost reporting document incorporates all elements of direct and indirect care and all costs associated with the state-owned facility in a consistent manner. This document could be used to calculate the regional centers' final rate of reimbursement pending approval from the Department and any subsequent appeals from the regional centers, however, the Department does not have the necessary funding to pay the vendor to make the calculation and manage the collection and review of the cost reports.

State owned regional centers provide 24-hour residential services, medical care and behavioral services to adults who have complex and severe medical and behavioral needs. These services include: assistance with activities of daily living, continual supervision of client health and safety, behavioral therapy and counseling, vocational and day programming, transportation and nursing services. Regional centers are critical to the

State as they provide these services to adults who may not be able to be served by private providers or live in the community.

State owned regional centers used to be reimbursed for HCBS-DD services at the fee schedule rate for privately owned providers, but this rate was not an accurate reflection of actual costs incurred by the regional centers providing these services. A 2013 audit conducted by the Office of the State Auditor (OSA) found that the State owned regional centers were often incorrectly compensated, which then required a reconciliation at year end. For example, in FY 2011-12, the total combined HCBS-DD reimbursements that the two regional centers received exceeded their combined costs to provide these services by \$1,301,852¹. To help correct this issue, after the 2013 OSA audit, the Department began to pay the regional centers an interim rate which is based on costs reported by the regional centers. However, errors in the cost reporting process for regional centers have resulted in interim rates that are still not an accurate reflection of actual costs the regional centers incur. This current methodology is based on the last fiscal year's cost of providing the HCBS-DD waiver services. However, the Department does not have the resources necessary to develop a cost report that properly breaks down the regional centers' costs by waiver services to align the regional centers' interim rate with their final rate of reimbursement.

Though an improvement from the previous payment methodology, the Department's new methodology could be improved upon further to increase the accuracy with which costs are reported and thus, how the regional centers are compensated. The Department must be able to assure that it is in compliance with the CMS-approved waiver language for reimbursement moving forward, to avoid losing federal funding for the Regional Centers and possible termination of these services from the waiver altogether. If the cost reports were not made to be as accurate as possible, it could lead to the Department becoming out of compliance with CMS due to the reimbursement for the regional centers not meeting the costs incurred by the regional centers. CMS could then demand repayment of the federal financial participation (FFP) that was paid through the HCBS-DD waiver service for the portion of expense that was not in compliance with the approved waiver, and refuse further FFP until such time the state enters into a formal Corrective Action Plan (CAP) with CMS, if it were found that the Department were to be out of compliance with the CMS-approved waiver language.

Proposed Solution:

The Department requests \$75,000 total funds, including \$37,500 General Fund in FY 2016-17 and \$75,000 total funds, including \$37,500 General Fund in FY 2017-18 and ongoing in order to contract with an accounting firm to audit the regional centers records and costs to determine the appropriate rates to pay for the services they render. Although the Department has been actively making improvements to the rate assessments and reimbursement methodology for regional centers, regional centers have continued to receive inaccurate compensation for the services they provide, resulting in the need for significant reconciliations at fiscal year-end. More detailed cost reporting for the regional centers would help to ensure the Department reimburses the regional centers correctly and is in compliance with CMS moving forward. As a result, the Department requests funding to contract with this vendor, or a similar one, to manage and audit cost reports as well as calculate interim and final rates for the State owned regional centers.

¹ <http://leg.colorado.gov/audits/regional-centers-people-developmental-disabilities>

The Department believes an independent contractor would be the optimal solution, as it would create an unbiased yearly report that would be performed by professionals who specialize in accounting and cost reporting on a larger scale. Annual reviews of the regional center cost reports would ensure that regional centers would maintain accountability and consistency in their future cost reporting. In addition, this process would eliminate future over or under payment that is associated with misreporting of costs by the regional centers.

This annual review would consist of:

- An Agreed Upon Procedure (AUP) review for the Grand Junction regional center and the Pueblo regional center.
- A two level supervisory review process.
- A formal Exit Conference process.
- The issuance of the Final AUP report to the state of Colorado.
- Assistance with any informal/formal appeals.

In FY 2017-18 and onward, the Department estimates there would be additional work consisting of cost report maintenance and filing support. In order to achieve consistency in the regional centers' reimbursement rates from the Department, it is important to maintain regional center cost reports past the initial process of cost reporting. Since the cost reporting and rate setting process would change dramatically, it is important for the Department's contractor to provide any support necessary to the regional centers to ensure uniformity past the initial cost reporting period.

This cost report maintenance and filing support would consist of six different items:

- The annual collection of regional waiver center cost reports.
- The performance of initial acceptance procedure.
- The provision of as-needed training and filing support to regional centers.
- Soliciting feedback from both the state and regional centers and submission of a final listing of proposed changes to the state for approval.
- Collecting feedback from state and regional centers and submitting a final listing of proposed changes to the state for approval.
- Revise cost reporting template based on feedback and changes in regional center service delivery

These tasks are crucial as they would allow the Department to ensure that the rates for HCBS-DD waiver services being administered in the regional centers are accurate. By utilizing a contractor, the Department would be able to ensure that a thorough audit is carried out and all of the supporting documentation is collected and distributed in a way that would allow the Department to reimburse the regional centers with much more accuracy than is currently possible.

In addition the activities described above, the Department estimates that there would be additional ad hoc work required in each fiscal year moving forward beginning in FY 2016-17. This would consist of a variety of miscellaneous activities that would help to ensure that things go smoothly without the need for further

intervention. These ad hoc hours could be used for a variety of different tasks that may need to be completed, for example, training providers in the proper use of the updated cost reports.

Anticipated Outcomes:

This request would allow the Department to ensure that regional centers that rely on funding from the Department receive proper compensation for the services they provide to some of the Department's most acute and vulnerable clients. Additionally, this would help to ensure that the Department would remain in compliance with CMS, as the cost reports would ensure regional centers are properly compensated according to their actual costs. This would help to meet one of the Department's Performance Plan's primary goals of "ensuring sound stewardship of financial resources" by ensuring the regional centers are accurately compensated.

Eventually, audits of regional center expenses would result in changed rates for regional centers, and would have an impact on both the HCPF and Colorado Department of Human Services (CDHS) budgets. However, because the Department cannot yet predict the results of the auditing, the Department has not included a request to change the appropriations for services. If necessary, the Department would request adjustments to the appropriations after the auditing is complete and changes to the rates are known.

Assumptions and Calculations:

The Department assumes that the annual cost reporting process would consist of five pieces and would take approximately 120 hours, at \$200 per hour, costing \$24,000, based on an estimate provided by a current contractor.

For FY 2016-17, the Department assumes that there are approximately 60 hours of additional work that would need to be completed to get the program and auditing process up and running. This would cost \$12,000 and would consist of the development and approval of the AUP review program and the development of standardized cost reporting documents and a letter template.

Finally, in FY 2017-18 and onward, the Department assumes there would be an additional 30 hours of work consisting of cost report maintenance and filing support, which would cost \$6,000.

In addition to the previously mentioned costs, the Department assumes there are 195 hours of miscellaneous Ad Hoc work that would need to be completed in FY 2016-17, and 225 hours in FY 2017-18 and ongoing. This would cost \$39,000 in FY 2016-17 and \$45,000 in FY 2017-18 and ongoing.

Supplemental, 1331 Supplemental or Budget Amendment Criteria:

This supplemental request meets the necessary criteria because the incorrect compensating of the regional centers is a technical error which has a substantive effect on the operation of the program. The Department can improve the compensation process, which would ensure that the waiver language previously approved by CMS is met going forward. As a result, this issue needs to be corrected as soon as possible to ensure the regional centers continue to operate as expected.

S-10, BA-10 Regional Center Cost Reporting and Auditing
Appendix A: Calculations and Assumptions

Table 1.1 FY 2016-17 Regional Center Cost Reporting and Auditing Summary by Line Item								
Row	Item	Total Funds	FTE	General Fund	Cash Funds	Reappropriated Funds	Federal Funds	Notes/Calculations
A	Total Request	\$75,000	0.0	\$37,500	\$0	\$0	\$37,500	Row B
B	(1) Executive Director's Office, (F) Provider Audits and Services, Professional Audit Contracts	\$75,000	0.0	\$37,500	\$0	\$0	\$37,500	Table 2.1 Row D

Table 1.2 FY 2017-18 Regional Center Cost Reporting and Auditing Summary by Line Item								
Row	Item	Total Funds	FTE	General Fund	Cash Funds	Reappropriated Funds	Federal Funds	Notes/Calculations
A	Total Request	\$75,000	0.0	\$37,500	\$0	\$0	\$37,500	Row B
B	(1) Executive Director's Office, (F) Provider Audits and Services, Professional Audit Contracts	\$75,000	0.0	\$37,500	\$0	\$0	\$37,500	Table 2.2 Row D

S-10, BA-10 Regional Center Cost Reporting and Auditing
Appendix A: Calculations and Assumptions

Table 2.1- FY 2016-17 Regional Center Cost Reporting and Auditing Estimated Contract Costs					
Row	Activity Name	Hourly Rate	Estimated Annual Units/Hours	Estimated Annual Cost	Notes
A	Annual Cost Reporting	\$200.00	120	\$24,000	Rate and hours estimates from contractor
B	Initial Cost Reporting and Auditing Program Set Up	\$200.00	60	\$12,000	Rate and hours estimates from contractor
C	Ad Hoc Hours	\$200.00	195	\$39,000	Rate and hours estimates from contractor
D	Total	N/A	375	\$75,000	

Table 2.2- FY 2017-18 Regional Center Cost Reporting and Auditing Estimated Contract Costs					
Row	Activity Name	Hourly Rate	Estimated Annual Units/Hours	Estimated Annual Cost	Notes
A	Annual Cost Reporting	\$200.00	120	\$24,000	Rate and hours estimates from contractor
B	Cost Report Maintenance and Filing Support	\$200.00	30	\$6,000	Rate and hours estimates from contractor
C	Ad Hoc Hours	\$200.00	225	\$45,000	Rate and hours estimates from contractor
D	Total	N/A	375	\$75,000	


Schedule 13

Funding Request for the FY 2017-18 Budget Cycle

Department of Health Care Policy and Financing

Request Title

**S-11 HB 15-1368 Cross-System Response Pilot Spending
BA-11 HB 15-1368 Cross System Response Pilot Spending**

Dept. Approval By: Josh Block  1/3/17 X Supplemental FY 2016-17

OSPB Approval By: Erin N. Schell 12/29/16 X Budget Amendment FY 2017-18

Summary Information	Fund	FY 2016-17		FY 2017-18		FY 2018-19
		Initial Appropriation	Supplemental Request	Base Request	Budget Amendment	Continuation Request
Total		\$5,824,521	(\$1,408,835)	\$4,161,991	\$306,726	\$230,045
FTE		35.5	0.0	35.5	0.0	0.0
GF		\$1,576,497	\$0	\$1,584,195	\$0	\$0
CF		\$1,876,331	(\$563,835)	\$189,456	\$1,151,726	\$913,795
RF		\$845,000	(\$845,000)	\$846,579	(\$845,000)	(\$683,750)
FF		\$1,526,693	\$0	\$1,541,761	\$0	\$0

Line Item Information	Fund	FY 2016-17		FY 2017-18		FY 2018-19
		Initial Appropriation	Supplemental Request	Base Request	Budget Amendment	Continuation Request
Total		\$3,063,982	\$0	\$3,096,155	\$0	\$0
FTE		35.5	0.0	35.5	0.0	0.0
GF		\$1,431,598	\$0	\$1,439,296	\$0	\$0
CF		\$182,080	\$75,000	\$187,556	\$75,000	\$75,000
RF		\$75,000	(\$75,000)	\$76,579	(\$75,000)	(\$75,000)
FF		\$1,375,304	\$0	\$1,392,724	\$0	\$0

	Total	\$1,070,539	(\$769,050)	\$1,065,836	(\$769,050)	(\$607,800)
04. Office of Community Living, (A) Division of Intellectual and Developmental Disabilities, (1) Administrative Costs - Operating Expenses	FTE	0.0	0.0	0.0	0.0	0.0
	GF	\$144,899	\$0	\$144,899	\$0	\$0
	CF	\$4,251	\$950	\$1,900	\$950	\$950
	RF	\$770,000	(\$770,000)	\$770,000	(\$770,000)	(\$608,750)
	FF	\$151,389	\$0	\$149,037	\$0	\$0

	Total	\$1,690,000	(\$639,785)	\$0	\$1,075,776	\$837,845
04. Office of Community Living, (A) Division of Intellectual and Developmental Disabilities, (1) Program Costs - Appropriation to the BH Crisis Pilot Program Fund	FTE	0.0	0.0	0.0	0.0	0.0
	GF	\$0	\$0	\$0	\$0	\$0
	CF	\$1,690,000	(\$639,785)	\$0	\$1,075,776	\$837,845
	RF	\$0	\$0	\$0	\$0	\$0
	FF	\$0	\$0	\$0	\$0	\$0

CF Letternote Text Revision Required?	Yes	<u>X</u>	No	<u> </u>	If Yes, see attached fund source detail for Schedule 11 or 12.
RF Letternote Text Revision Required?	Yes	<u>X</u>	No	<u> </u>	
FF Letternote Text Revision Required?	Yes	<u> </u>	No	<u>X</u>	
Requires Legislation?	Yes	<u> </u>	No	<u>X</u>	
Type of Request?	Department of Health Care Policy and Financing Prioritized Request				
Interagency Approval or Related Schedule 13s:	None				



Cost and FTE

- The Department requests (\$1,408,835) total funds, including \$0 General Fund, (\$563,835) cash funds, and (\$845,000) reappropriated funds in FY 2016-17, \$306,726 total funds, including \$0 General Fund, \$1,151,726 cash funds, and (\$845,000) reappropriated funds in FY 2017-18, and \$230,045 total funds, including \$0 General Fund, \$913,795 cash funds, and (\$683,750) reappropriated funds in FY 2018-19 to support the operation of the Cross-System Response for Behavioral Health Crises Pilot Program (pilot program) created by HB 15-1368 “Cross-System Response for Behavioral Health Crises Pilot Program”.

Current Program

- The pilot program serves to assist individuals with an intellectual and developmental disability and co-occurring behavioral disorder by providing crisis intervention and stabilization services as well as facilitating enrollment, locating, coordinating and monitoring needed Home and Community-Based Services (HCBS) waiver services. Additionally, the pilot program is designed to assist with coordinating other non-waiver resources including, but not limited to, psychiatric, medical, social, educational care and other resources to ensure an individual served through the pilot program receives the supports necessary to mitigate future behavioral health crises.
- The Department is currently contracted with Rocky Mountain Health Plans to implement the pilot program with locations in the Grand Junction and Fort Collins areas.

Problem or Opportunity

- The Department has identified a problem in the language surrounding the current appropriation for the pilot program that exist in the Department’s section of HB 16-1405 “Long Appropriations Bill” (Long Bill). The language does not explicitly appropriate funding to the pilot program.
- Services paid for through the pilot program are being paid through an operating line in the Long Bill, which is inconsistent with other service payments made by the Department.
- Funds exist that were allocated in FY 2015-16 for the purpose of implementing the pilot program that have reverted to the Cross-System Response for Behavioral Health Crises Pilot Program Fund (pilot program fund). There is an opportunity to re-allocate these funds to the pilot program in FY 2016-17 through FY 2018-19.

Consequences of Problem

- Due to the current language in the Long Bill, the Department does not have the proper spending authority to administer the program and make payments to contractors.
- Without action, the Department may be required to terminate the program due to a lack of available funding.

Proposed Solution

- The Department requests a modification to the language of the Long Bill to explicitly allocate funds to the pilot program.
- The Department requests an appropriation for the funds that reverted to the pilot program fund in FY 2015-16 for operation of the pilot program in FY 2016-17 through FY 2018-19. These funds would be used expand the availability and quality of crises mitigation services for individuals with an intellectual disabilities and behavioral health issues currently offered by the pilot program.



COLORADO

Department of Health Care
Policy & Financing

FY 2016-17 and FY 2017-18 Funding Request | January 3, 2017

John W. Hickenlooper
Governor

Susan E. Birch
Executive Director

Department Priority: S-11, BA-11

Request Detail: HB 15-1368 Cross-System Response for Behavioral Health Crises Pilot Program Spending Authority

Summary of Incremental Funding Change for FY 2016-17	Total Funds	General Fund
HB 15-1368 Cross-System Response for Behavioral Health Crises Pilot Program Spending Authority	\$(1,408,835)	\$0

Summary of Incremental Funding Change for FY 2017-18	Total Funds	General Fund
HB 15-1368 Cross-System Response for Behavioral Health Crises Pilot Program Spending Authority	\$306,726	\$0

Problem or Opportunity:

The Department has identified a problem in the language surrounding the current appropriation for the Cross-System Response for Behavioral Health Crises Pilot Program (pilot program) that exists in the Department’s section of HB 16-1405 “Long Appropriations Bill” (Long Bill). The language does not explicitly appropriate funding to the pilot program. Additionally, services paid for through the pilot program are being paid through an operating line in the Long Bill, which is inconsistent with other service payments made by the Department. Finally, there is an opportunity to reallocate funds that reverted to the Cross-System Response for Behavioral Health Crises Pilot Program Fund (pilot program fund) in FY 2015-16 for the purpose of providing services to clients seeking assistance through the pilot program in FY 2016-17 through FY 2018-19.

Long Bill Technical Error

The Department has identified an issue with the language surrounding the current appropriation for the program that exist in the Department’s section of the Long Bill in group (4) Office of Community Living; (A) Division of Intellectual and Developmental Disabilities; (1) Administrative Costs; footnote b. Footnote b states: “These amounts shall be from the Cross-system Response for Behavioral Health Crises Pilot Program line item appropriation within this subsection.” The Department believes this footnote does not create spending authority for the Department from the pilot program fund.

Currently, funds from the Intellectual and Developmental Disabilities Services Cash Fund (IDD Cash Fund) are appropriated to the Cross-system Response for Behavioral Health Crises Pilot Program *line item* in the

Long Bill and then re-appropriated to the (4) Office of Community Living; (A) Division of Intellectual and Developmental Disabilities; (1) Administrative Costs line item of the Long Bill for use in the pilot program. With this language, IDD Cash Funds are used to pay for the pilot program without being transferred to the pilot program fund. Section 25.5-10-207(3) C.R.S. states that IDD Cash Funds may be used for either “program costs for adult comprehensive services, adult supported living services, children’s extensive supports services, and family support services for persons with intellectual and developmental disabilities”, “administrative expenses for renewal and redesign of Medicaid home- and community based service waivers relating to intellectual and developmental disabilities”, or “increasing system capacity for home- and community-based intellectual and developmental disabilities, services, and supports”. The Department believes that the implementation of the pilot program does not qualify as an allowable use of IDD Cash Funds under this statute.

Reorganization of Pilot Program Appropriation

Funds for the pilot program are currently appropriated to Long Bill line (4) Office of Community Living; (A) Division of Intellectual and Developmental Disabilities; (1) Administrative Costs; Operating Expenses. Typically, the Department does not pay for client services out of an operating line. This inconsistency in the appropriation for the pilot program makes service payment tracking more difficult and time consuming.

Allocation of Reverted FY 2015-16 Funds to Pilot Program

Funds exist that were allocated in FY 2015-16 for the purpose of implementing the pilot program that have reverted to the pilot program fund. These funds are specifically intended for the “direct and indirect costs associated with implementing the pilot program” per section 25.5-6-412(7), C.R.S. The Department does not currently have spending authority for these funds and without action the funds would likely remain unspent until the pilot program is repealed on July 1, 2019 and funds in the pilot program fund revert to the General Fund. There is an opportunity to use these funds to ensure that the pilot program has the resources needed to provide the highest quality service to all clients who come to the pilot program during a crisis, and to ensure that as much data as possible is able to be collected in order to inform the Department on what would be needed to create a statewide program.

In FY 2015-16 the Department received \$1,695,000 total funds to implement the pilot program. The Department was unable to utilize the entirety of the FY 2015-16 appropriation because implementation was delayed due to the amount of time necessary to complete the Request for Proposal (RFP) process and secure a contractor for the pilot program. As a result, \$817,936 reverted to the pilot program fund at the end of FY 2015-16. summary of the FY 2015-16 appropriation, expenditure, and cash fund reversion is shown in Table 1.1 in the appendix.

Client demand for the Cross-System Response for Behavioral Health Crises Pilot Program (pilot program) has been higher than anticipated. The Department initially expected to serve approximately four clients per month at each of the pilot program sites in Larimer and Mesa counties. However, caseload in both locations has been significantly higher than anticipated in both August and September, showing that the program is meeting a previously unmet service need. The Department and the contractor overseeing the pilot program believe that the program will continue to experience similarly elevated caseload levels in future months as clients continue to seek services through the program. The higher than anticipated volume of clients also

creates a need for additional funding for the pilot program to have the capacity to adequately serve all clients seeking services.

FY 2018-19 Program Budget

Although the program has a statutory end date of March 1, 2019, the Legislative Council fiscal note for HB 15-1368 did not identify expected appropriations for FY 2018-19. Because the program is cash funded, and is not part of an entitlement program, adequate appropriations are needed in FY 2018-19 to ensure that the program can continue to operate without modifications through the statutory end date of the program. To the extent possible, the Department and its contractors needs to know how much money is expected to be appropriated in FY 2018-19 to allow for adequate planning for the last year of the pilot program.

Proposed Solution:

The Department requests modifications to the Long Bill and to allocate reverted pilot program funds to the pilot program. The Department requests (\$1,408,835) total funds, including \$0 General Fund, (\$563,835) cash funds, and (\$845,000) reappropriated funds in FY 2016-17, \$306,726 total funds, including \$0 General Fund, \$1,151,726 cash funds, and (\$845,000) reappropriated funds in FY 2017-18, and \$230,045 total funds, including \$0 General Fund, \$913,795 cash funds, and (\$683,750) reappropriated funds in FY 2018-19 to support the operation of the pilot program created by HB 15-1368 “Cross-System Response for Behavioral Health Crises Pilot Program”. These funds would consist of pilot program cash funds that reverted to the pilot program cash fund in FY 2015-16. Funds would be used to provide continued crises mitigation services to clients with an intellectual and developmental disability (IDD) and a behavioral health issue.

Long Bill Technical Error

In order to explicitly appropriate pilot program fund dollars to the pilot program, the Department requests to make the following modification to footnote b in section (4) Office of Community Living; (A) Division of Intellectual and Developmental Disabilities; (1) Administrative Costs of the Long Bill:

b These amounts shall be from the Cross-system Response for Behavioral Health Crises Pilot Program ~~line item appropriation within this subsection~~. FUND CREATED IN SECTION 25.5-6-412 (7) C.R.S.

Reorganization of Pilot Program Appropriation

In order to avoid paying for services from an operating line, the Department requests to move all funds appropriated for the pilot program for client services when no other payer can be found. Funds would also be used for facility upkeep, furnishings, travel, and other business necessities required to maintain the pilot program. In order to provide services, the pilot program currently has sub-contracts with a team of direct support professionals, case managers, behavioral counselors, program managers, and maintenance staff. Continued funding for these professionals would ensure that all clients who come to the pilot program continue to be served by a complete and well qualified team that has the capacity to give each client the best possible experience and outcome in their time of crisis. While continued funding for business necessities would ensure that the program has the capacity to cope with higher than expected caseload, that clients are receiving services in the best possible conditions, and that staff have the tools that they need to successfully provide services.

The Department also requests roll forward authority for the FY 2016-17 appropriation. Because the pilot program is statutorily required to serve eligible clients regardless of payer¹, the program is constantly adapting its service delivery systems to account for anticipated caseload in an effort to stay within its budget. The Department believes that it is most likely that funds requested for FY 2016-17 are needed and would be utilized in FY 2016-17, but recognizes the potentiality that these funds are underutilized and reverted due to variability in caseload or cost-reducing process improvement. Roll forward authority would address both contingencies and ensure that funds are available when needed in the face of uncertain caseload and expenditure in the final months of FY 2016-17.

Anticipated Outcomes:

Approving the requested modifications to the Long Bill would ensure that the pilot program maintains access to appropriated funding. Without the technical corrections to the Long Bill, the Department may be required to terminate the program due to a lack of spending authority. Further, moving the appropriation to a specific program line item from an operating line item would allow for easier tracking and reporting of expenditure for the pilot program versus expenditure on Department resources needed to operate the pilot program.

By appropriating the reverted funding from FY 2015-16 to FY 2016-17 through FY 2018-19, the Department would be able to ensure that the program serves the largest number of clients possible. Although existing data is preliminary, because the program has just started, demand for these services appears high, and there is already a potential for clients to be turned away from the program due to lack of funding. If the reverted funding is appropriated to the program, the pilot program would have a greater chance of successfully meeting the Department's long-range goal of improving health for low-income and vulnerable Coloradans through delivery systems innovation. Without additional funding the pilot program would continue to operate within existing funding, limiting the resources available to serve each client and reducing service quality.

Assumptions and Calculations:

The Department is requesting only the amount of funding that was appropriated to the pilot program in FY 2015-16, was unspent, and reverted to the pilot program fund. Under this constraint the Department assumes that expenditure will be consistent for each month of the pilot program, and funding would be allocated based on the number of operational months in each fiscal year.

For informational purposes only, the Department has broken out expected expenditure in to the following sub-categories: personnel, operating, occupancy, indirect costs, revenue offsets. The amount of expected expenditure in each of these categories is based on the categories fraction of total expenditure in the first three months of FY 2016-17.

The Legislative Council fiscal note for HB 15-1368 "Cross-System Response for Behavioral Health Crises Pilot Program" does not include an appropriation for FY 2018-19, while the bill states that the program ends on March 1, 2019. The Department assumes that it has an appropriation in FY 2018-19 equivalent to three-fourths of the operational appropriation in FY 2017-18, and a full year of funding for the FTE, program

¹ See 25.5-6-412(5)(a) C.R.S. which states: "The pilot program will provide support to eligible individuals to obtain the additional necessary services, regardless of the appropriate payer."

evaluation, and actuarial analysis to perform data collection and analysis. This assumption can be seen in Table 2.1 Row A. Table 5.1 provides a complete budget for the program through FY 2018-19.

Supplemental, 1331 Supplemental or Budget Amendment Criteria:

A technical error exists in the language of the Long Bill as it does not explicitly allocate funding to the pilot from the specific cash fund created for the pilot program. This request corrects for this technical error.

Table 1.1 Request Components by Line Item FY 2016-17								
Row	Appropriation	Total Funds	FTE	General Fund	Cash Funds	Reappropriated Funds	Federal Funds	Notes
A	Total Request	(\$1,408,835)	0.0	\$0	(\$563,835)	(\$845,000)	\$0	Row B + Row C + Row D
B	(4)Office of Community Living; (A) Division of Intellectual and Developmental Disabilities; (1) Administrative Costs; Personal Services	\$0	0.0	\$0	\$75,000	(\$75,000)	\$0	Table 4.1 Row B
C	(4)Office of Community Living; (A) Division of Intellectual and Developmental Disabilities; (1) Administrative Costs; Operating Expenses	(\$769,050)	0.0	\$0	\$950	(\$770,000)	\$0	Table 4.2 Row A
D	(4)Office of Community Living; (A) Division of Intellectual and Developmental Disabilities; (1) Administrative Costs; Cross-System Response for Behavioral Health Crises Pilot Program	(\$639,785)	0.0	\$0	(\$639,785)	\$0	\$0	Table 2.1 Row B - Current \$1,690,000 Appropriation from Intellectual and Developmental Disabilities Services Fund

Table 1.2 Request Components by Line Item FY 2017-18								
Row	Appropriation	Total Funds	FTE	General Fund	Cash Funds	Reappropriated Funds	Federal Funds	Notes
A	Total Request	\$306,726	0.0	\$0	\$1,151,726	(\$845,000)	\$0	Row B + Row C + Row D
B	(4)Office of Community Living; (A) Division of Intellectual and Developmental Disabilities; (1) Administrative Costs; Personal Services	\$0	0.0	\$0	\$75,000	(\$75,000)	\$0	Table 4.1 Row B
C	(4)Office of Community Living; (A) Division of Intellectual and Developmental Disabilities; (1) Administrative Costs; Operating Expenses	(\$769,050)	0.0	\$0	\$950	(\$770,000)	\$0	Table 4.2 Row A
D	(4)Office of Community Living; (A) Division of Intellectual and Developmental Disabilities; (1) Administrative Costs; Cross-System Response for Behavioral Health Crises Pilot Program	\$1,075,776	0.0	\$0	\$1,075,776	\$0	\$0	Table 2.1 Row B

Table 1.3 Request Components by Line Item FY 2018-19								
Row	Appropriation	Total Funds	FTE	General Fund	Cash Funds	Reappropriated Funds	Federal Funds	Notes
A	Total Request	\$230,045	0.0	\$0	\$913,795	(\$683,750)	\$0	Row B + Row C + Row D
B	(4)Office of Community Living; (A) Division of Intellectual and Developmental Disabilities; (1) Administrative Costs; Personal Services	\$0	0.0	\$0	\$75,000	(\$75,000)	\$0	Table 4.1 Row B
C	(4)Office of Community Living; (A) Division of Intellectual and Developmental Disabilities; (1) Administrative Costs; Operating Expenses	(\$607,800)	0.0	\$0	\$950	(\$608,750)	\$0	Table 4.2 Row A
D	(4)Office of Community Living; (A) Division of Intellectual and Developmental Disabilities; (1) Administrative Costs; Cross-System Response for Behavioral Health Crises Pilot Program	\$837,845	0.0	\$0	\$837,845	\$0	\$0	Table 2.1 Row B

Table 2.1 - Summary of Projected Expenditure and Requested Funding					
Row	Item	FY 2016-17	FY 2017-18	FY 2018-19⁽¹⁾	Notes
A	Current Appropriation	\$845,000	\$845,000	\$683,750	Colorado Legislative Council Staff Fiscal Note for HB 15-1368 Cross-System Response Pilot Intellectual Developmental Disability
B	Total Expected Pilot Program Expenses	\$1,126,165	\$1,151,726	\$913,795	Table 2.2 Row D
C	Funding Requested	\$281,165	\$306,726	\$230,045	Row B - Row A

(1) Expenditure adjusted for March 1, 2019 expected end date for the Pilot Program.

Table 2.2 - Summary of Projected Expenditure and Requested Funding							
Row	Item	FY 2015-16	FY 2016-17	FY 2017-18	FY 2018-19⁽¹⁾	Total	Notes
A	Current Appropriation	\$1,695,000	\$845,000	\$845,000	\$683,750	\$4,068,750	Colorado Legislative Council Staff Fiscal Note for HB 15-1368 Cross- System Response Pilot Intellectual Developmental Disability
B	Anticipated Operational Months		11	12	9	32	Table 2.3 Row D
C	Requested Additional Funding		\$281,165	\$306,726	\$230,045	\$817,936	Row B * Table 2.3 Row F
D	Total Anticipated Expenditure	\$877,064	\$1,126,165	\$1,151,726	\$913,795	\$4,068,750	Row A + Row C

(1) Expenditure adjusted for March 1, 2019 expected end date for the Pilot Program.

Table 2.3 Requested Funding Per-Operational Program Month			
Row	Item	Value	Notes
A	Operational Months in FY 2016-17	11	Program Became Operational in August, 2016
B	Operational Months in FY 2017-18	12	Program Expected to Operate through March 1, 2019
C	Operational Months in FY 2018-19	9	Program Expected to Operate through March 1, 2019
D	Total Operational Months from FY 2016-17 Through FY 2018-19	32	Sum of Row A through C
E	FY 2015-16 Reversion	\$817,936	Table 3.1 Row G
F	Total Available Funding Per-Operational Month	\$25,560.50	Row E / Row D

Table 3.1 - FY 2015-16 Expenditure and Cash Fund Reversion			
Row	Item	FY 2015-16	Notes
A	FY 2015-16 Appropriation	\$1,695,000	Colorado Legislative Council Staff Fiscal Note for HB 15-1368 Cross-System Response Pilot Intellectual Developmental Disability
<i>FY 2015-16 Expenditure by Activity</i>			
B	Project Manager - FTE	\$22,109	Actuals
C	Capital Improvements	\$384,149	Actuals
D	Operating Expenses	\$432,236	Actuals
E	Actuarial Analysis	\$38,570	Actuals
F	Total Expenses in FY 2015-16	\$877,064	Sum of Row B Through Row E
G	FY 2015-16 Reversion to Cross-System Response for Behavioral Health Crises Cash Fund	\$817,936	Row A - Row F

Table 4.1 - Breakout of Program Operation and FTE Expenses					
Row	Item	FY 2016-17	FY 2017-18	FY 2018-19⁽¹⁾	Notes
A	Current Appropriation	\$845,000	\$845,000	\$683,750	Colorado Legislative Council Staff Fiscal Note for HB 15-1368 Cross-System Response Pilot Intellectual Developmental Disability
B	Existing Appropriation for Project Manager FTE	\$75,000	\$75,000	\$75,000	Colorado Legislative Council Staff Fiscal Note for HB 15-1368 Cross-System Response Pilot Intellectual Developmental Disability
C	Existing Appropriation Project Manager FTE Operating and Phone Expenses	\$950	\$950	\$950	Colorado Legislative Council Staff Fiscal Note for HB 15-1368 Cross-System Response Pilot Intellectual Developmental Disability
D	Existing Appropriation for Program Operation	\$769,050	\$769,050	\$607,800	Row A - Row B - Row C

(1) Expenditure adjusted for March 1, 2019 expected end date for the Pilot Program.

Table 4.2 - Request Summary and Breakout of FTE Expenses					
Row	Item	FY 2016-17	FY 2017-18	FY 2018-19⁽¹⁾	Notes
A	Existing Appropriation for Program Operation	\$769,050	\$769,050	\$607,800	Table 4.1 Row D
B	Funding Requested	\$281,165	\$306,726	\$230,045	Table 2.1 Row C
C	Requested Appropriation Excluding FTE Costs	\$1,050,215	\$1,075,776	\$837,845	Row A + Row B

(1) Expenditure adjusted for March 1, 2019 expected end date for the Pilot Program.

Table 5.1 - Pilot Program Expenditure and Actuals by Initiative							
Row	Item	FY 2015-16⁽¹⁾	FY 2016-17	FY 2017-18	FY 2018-19⁽²⁾	Total	Notes
A	Projected Expenses for Oversight and Evaluation	\$60,679	\$200,000	\$200,000	\$200,000	\$660,679	Sum of Rows B through D
B	FTE for Project Oversight	\$22,109	\$75,000	\$75,000	\$75,000	\$247,109	Colorado Legislative Council Staff Fiscal Note for HB 15-1368 Cross-System Response Pilot Intellectual Developmental Disability
C	Program Evaluation	\$0	\$50,000	\$50,000	\$50,000	\$150,000	Colorado Legislative Council Staff Fiscal Note for HB 15-1368 Cross-System Response Pilot Intellectual Developmental Disability
D	Actuarial Analysis	\$38,570	\$75,000	\$75,000	\$75,000	\$263,570	Colorado Legislative Council Staff Fiscal Note for HB 15-1368 Cross-System Response Pilot Intellectual Developmental Disability
E	Projected Expenses for Pilot Operation	\$432,236	\$926,165	\$951,726	\$713,795	\$3,023,922	Sum of Rows F through J
F	Personnel	\$0	\$860,442	\$884,189	\$663,142	\$2,407,773	Based on FY 2016-17 Expenditure data through September 2016
G	Operating	\$0	\$22,790	\$23,419	\$17,564	\$63,773	Based on FY 2016-17 Expenditure data through September 2016
H	Occupancy	\$0	\$89,132	\$91,592	\$68,694	\$249,418	Based on FY 2016-17 Expenditure data through September 2016
I	Indirect Costs	\$0	\$3,564	\$3,662	\$2,747	\$9,973	Based on FY 2016-17 Expenditure data through September 2016
J	Revenue Offsets	\$0	(\$49,762)	(\$51,136)	(\$38,352)	(\$139,250)	Based on FY 2016-17 Expenditure data through September 2016
K	Expenses for Capital Improvements	\$384,149	\$0	\$0	\$0	\$384,149	Actuals
L	Total Expected Pilot Program Expenses	\$877,064	\$1,126,165	\$1,151,726	\$913,795	\$4,068,750	Row A + Row E + Row K

(1) All expenses for FY 2015-16 are actuals. Sub-category data for pilot operation are not available for FY 2015-16.

(2) Expenditure adjusted for March 1, 2019 expected end date for the Pilot Program.

Table 5.2 Request Components by Line Item FY 2016-17							
Row	Item	FY 2015-16	FY 2016-17	FY 2017-18	FY 2018-19	Total	Notes
A	(4)Office of Community Living; (A) Division of Intellectual and Developmental Disabilities; (1) Administrative Costs; Personal Services	\$22,109	\$75,000	\$75,000	\$75,000	\$247,109	Table 5.1 Row B
B	(4)Office of Community Living; (A) Division of Intellectual and Developmental Disabilities; (1) Administrative Costs; Operating Expenses	\$854,955	\$950	\$950	\$950	\$857,805	FY 2015-16: Table 5.1 Row D + Row E + Row K FY 2016-17 - FY 2018-19: Table 4.1 Row C
C	(4)Office of Community Living; (A) Division of Intellectual and Developmental Disabilities; (1) Administrative Costs; Cross-System Response for Behavioral Health Crises Pilot Program	\$0	\$1,050,215	\$1,075,776	\$837,845	\$2,963,836	Table 4.2 Row C
D	Total	\$877,064	\$1,126,165	\$1,151,726	\$913,795	\$4,068,750	Row A + Row B + Row C

Schedule 13

Funding Request for the FY 2017-18 Budget Cycle

Department of Health Care Policy and Financing

Request Title

S-12 SB 16-199 PACE Rollforward

Dept. Approval By: Josh Block *[Signature]* 1/13/17 X Supplemental FY 2016-17

OSPB Approval By: *[Signature]* 12/29/16 Budget Amendment FY 2017-18

Summary Information	Fund	FY 2016-17		FY 2017-18		FY 2018-19
		Initial Appropriation	Supplemental Request	Base Request	Budget Amendment	Continuation Request
	Total	\$7,200,237	\$0	\$7,755,477	\$0	\$0
	FTE	0.0	0.0	0.0	0.0	0.0
Total of All Line Items Impacted by Change Request	GF	\$2,047,261	\$0	\$2,512,381	\$0	\$0
	CF	\$1,527,500	\$0	\$1,227,500	\$0	\$0
	RF	\$0	\$0	\$0	\$0	\$0
	FF	\$3,625,476	\$0	\$4,015,596	\$0	\$0

Line Item Information	Fund	FY 2016-17		FY 2017-18		FY 2018-19
		Initial Appropriation	Supplemental Request	Base Request	Budget Amendment	Continuation Request
	Total	\$7,200,237	\$0	\$7,755,477	\$0	\$0
	FTE	0.0	0.0	0.0	0.0	0.0
01. Executive Director's Office, (A) General Administration - General Professional Services and Special Projects	GF	\$2,047,261	\$0	\$2,512,381	\$0	\$0
	CF	\$1,527,500	\$0	\$1,227,500	\$0	\$0
	RF	\$0	\$0	\$0	\$0	\$0
	FF	\$3,625,476	\$0	\$4,015,596	\$0	\$0

CF Letternote Text Revision Required?	Yes	No	<u>X</u>	If Yes, see attached fund source detail for Schedule 11.
RF Letternote Text Revision Required?	Yes	No	<u>X</u>	
FF Letternote Text Revision Required?	Yes	No	<u>X</u>	
Requires Legislation?	Yes	No	<u>X</u>	
Type of Request?	Department of Health Care Policy and Financing Prioritized Request			
Interagency Approval or Related Schedule 13s:	None			



Cost and FTE

- The Department requests rollforward authority for up to \$225,000 total funds, all comprised of existing donations deposited in the Department of Health Care Policy and Financing Cash Fund (HCPF Cash Fund). These funds would be used to pay the actuarial contractor hired to fulfill the provisions of SB 16-199 “Program of All-inclusive Care for the Elderly” in FY 2017-18.

Current Program

- The Program of All-inclusive Care for the Elderly (PACE) provides long-term services and supports to qualified individuals over the age of 55 in place of nursing facility and Home and Community-Based Services (HCBS) care. Approximately 3,000 Medicaid members are currently enrolled in PACE.
- SB 16-199 requires the Department to develop, with an experienced contractor and the participation of Colorado PACE organizations, an actuarially sound upper-payment limit (UPL) payment methodology that complies with federal PACE law and addresses a PACE-comparable population. The UPL methodology must use grade of membership methods, as well as functional, diagnostic, and other information on the PACE population and its service use and cost characteristics.
- The Department was appropriated \$225,000 in one-time funding from the HCPF Cash Fund for FY 2016-17 for the purpose of developing the new UPL payment methodology.

Problem or Opportunity

- Based on an updated timeline that includes the contract procurement process, the Department estimates that the project will be completed in FY 2017-18. This completion timeline is later than previously anticipated, necessitating rollforward authority of up to \$225,000 from the HCPF cash fund. No new funding is needed.

Consequences of Problem

- The Department would be in violation of statute as it would be unable to fully implement SB 16-199.
- A rollforward on these funds is preferable to the alternative of adjusting appropriations in FY 2016-17 and FY 2017-18. Rollforward authority would give the Department flexibility in paying the contracted actuary over the two fiscal years, even when the project timeline changes.

Proposed Solution

- Approval of rollforward authority would mean the Department could pay the actuarial contractor to complete work on the new UPL payment methodology in FY 2017-18.



COLORADO

Department of Health Care
Policy & Financing

FY 2016-17 and FY 2017-18 Funding Request | January 3, 2017

John W. Hickenlooper
Governor

Susan E. Birch
Executive Director

Department Priority: S-12

Request Detail: SB 16-199 PACE Rollforward

Summary of Incremental Funding Change for FY 2016-17	Total Funds	General Fund
SB 16-199 PACE Rollforward	\$0	\$0

Summary of Incremental Funding Change for FY 2017-18	Total Funds	General Fund
SB 16-199 PACE Rollforward	\$0	\$0

Problem or Opportunity:

The Department was appropriated \$225,000 in one-time funding from the Department of Health Care Policy and Financing Cash Fund (HCPF Cash Fund) to implement SB 16-199 “Program of All-inclusive Care for the Elderly” in FY 2016-17. The fiscal note for the bill did not account for the timeline of the competitive procurement process, which has delayed implementation of the bill. The hired contractor will not be able to start work on the development of the new upper payment limit (UPL) payment methodology until spring of FY 2016-17 and the project will not be completed until FY 2017-18, based on a project timeline of eight months. The Department does not have spending authority in FY 2017-18 and therefore needs rollforward authority to reimburse the contracted actuary for its work on SB 16-199 in FY 2017-18.

SB 16-199 requires the Department to develop, with an experienced contractor and the participation of Colorado Program of All-inclusive Care for the Elderly (PACE) organizations, an actuarially sound UPL payment methodology that complies with federal PACE law and addresses a PACE-comparable population. The UPL methodology must use grade of membership methods, as well as functional, diagnostic, and other information on the PACE population and its service use and cost characteristics.

The estimated impact in the fiscal note for SB 16-199 was calculated with the assumption that the actuarial work could be finished by the end of FY 2016-17. Procuring a new contractor through the State’s competitive procurement process has added several months that were not previously factored into the fiscal note. This procurement time, as well as the estimated eight months required to complete the analysis means it is unlikely that the new contractor will begin work on this project until spring of FY 2016-17 and the project will not be

done until sometime in FY 2017-18. The Department does not have the spending authority to reimburse the contractor for work completed in FY 2017-18

Proposed Solution:

The Department requests that the General Assembly add a footnote to the Department's General Professional Services appropriation to allow any unexpended funding for the project in FY 2016-17 to be rolled forward into FY 2017-18. This would enable the Department to pay the contracted actuary for any work that needs to be completed in FY 2017-18 in order to implement SB 16-199.

A rollforward on funds is preferable to the alternative of adjusting appropriations in FY 2016-17 and FY 2017-18. Rollforward authority would give the Department flexibility in paying the contracted actuary over the two fiscal years, even when the project timeline changes. Developing this grade of membership UPL methodology is an involved process that entails comparing metrics of the PACE population to those of a PACE-comparable population that uses nursing facilities and Home and Community-Based Service (HCBS) waivers. The complexity of the actuarial work could lead to unforeseen delays of project deliverables, making rollforward authority a more adaptable solution for a tentative deliverables timeline.

Anticipated Outcomes:

Approval of this request would allow the Department to pay the contracted actuary to complete work related to SB 16-199 in FY 2017-18. If this request is not approved, the Department would not be able to pay the actuary for tasks completed in FY 2017-18. As a result, a new UPL payment methodology could not be developed and the Department would be in violation of statute. One of the Department's Performance Plan goals is to promote rigorous compliance with federal and state laws and regulations, fiscal rules, and internal operating procedures; this request is an example of the Department's commitment to rigorously complying with state laws and state fiscal rules.

PACE is a uniquely integrated program that represents the Department's efforts to use delivery systems innovation to reduce the cost of health care, particularly long-term care for the elderly. PACE represents an alternative to nursing facility care and enables participants to live at home in a more independent manner. The Department is committed to reimbursing PACE providers in a manner that is consistent with efficiency, economy, and the quality of care rendered by providers.

Assumptions and Calculations:

Based on procurement time requirements and the eight-month project timeline provided by an actuary experienced in the grade of membership methodology, the Department assumes that development of the new UPL payment methodology would be completed in FY 2017-18.

Supplemental, 1331 Supplemental or Budget Amendment Criteria:

This rollforward supplemental request is being made as a result of an unforeseen contingency. The fiscal note did not account for the additional procurement time needed to hire a new contractor.

Schedule 13

Funding Request for the FY 2017-18 Budget Cycle

Department of Health Care Policy and Financing

Request Title

**S-13 Medicaid Funding for Connect for Health Colorado
BA-13 Medicaid Funding for Connect for Health Colorado**

Dept. Approval By: Josh Block *[Signature]* 1/3/17 Supplemental FY 2016-17
 OSPB Approval By: *[Signature]* 12/29/16 Budget Amendment FY 2017-18

Summary Information	Fund	FY 2016-17		FY 2017-18	FY 2018-19	
		Initial Appropriation	Supplemental Request	Base Request	Budget Amendment	Continuation Request
	Total	\$0	\$5,144,208	\$0	\$5,144,208	\$5,144,208
	FTE	0.0	0.0	0.0	0.0	0.0
Total of All Line Items Impacted by Change Request	GF	\$0	\$1,790,457	\$0	\$1,790,457	\$1,790,457
	CF	\$0	\$0	\$0	\$0	\$0
	RF	\$0	\$0	\$0	\$0	\$0
	FF	\$0	\$3,353,751	\$0	\$3,353,751	\$3,353,751
		Total	\$0	\$3,353,751	\$0	\$3,353,751

Line Item Information	Fund	FY 2016-17		FY 2017-18	FY 2018-19	
		Initial Appropriation	Supplemental Request	Base Request	Budget Amendment	Continuation Request
	Total	\$0	\$669,757	\$0	\$669,757	\$669,757
	FTE	0.0	0.0	0.0	0.0	0.0
01. Executive Director's Office, (C) Information Technology Contracts and Projects - Connect for Health Colorado Systems	GF	\$0	\$122,690	\$0	\$122,690	\$122,690
	CF	\$0	\$0	\$0	\$0	\$0
	RF	\$0	\$0	\$0	\$0	\$0
	FF	\$0	\$547,067	\$0	\$547,067	\$547,067
		Total	\$0	\$547,067	\$0	\$547,067
	Total	\$0	\$4,474,451	\$0	\$4,474,451	\$4,474,451
	FTE	0.0	0.0	0.0	0.0	0.0
01. Executive Director's Office, (D) Eligibility Determinations and Client Services - Connect for Health Colorado Eligibility Determination	GF	\$0	\$1,667,767	\$0	\$1,667,767	\$1,667,767
	CF	\$0	\$0	\$0	\$0	\$0
	RF	\$0	\$0	\$0	\$0	\$0
	FF	\$0	\$2,806,684	\$0	\$2,806,684	\$2,806,684
		Total	\$0	\$2,806,684	\$0	\$2,806,684

CF Letternote Text Revision Required?	Yes	<input type="checkbox"/>	No	<input checked="" type="checkbox"/>	If Yes, see attached fund source detail for Schedule 11 or 12.
RF Letternote Text Revision Required?	Yes	<input type="checkbox"/>	No	<input checked="" type="checkbox"/>	
FF Letternote Text Revision Required?	Yes	<input type="checkbox"/>	No	<input checked="" type="checkbox"/>	
Requires Legislation?	Yes	<input type="checkbox"/>	No	<input checked="" type="checkbox"/>	
Type of Request?	Department of Health Care Policy and Financing Prioritized Request				
Interagency Approval or Related Schedule 13s:	None				



Cost and FTE

- The Department requests funding of \$5,144,208 total funds, \$1,790,457 General Fund and \$3,353,751 federal funds in FY 2016-17 and ongoing to reimburse Connect for Health Colorado (C4HCO) for expected costs related to customer service, eligibility determination functions and systems for applicants and clients eligible for Medicaid and the Children’s Health Insurance Program (referred to in Colorado as the Child Health Plan Plus, or “CHP+”).

Current Program

- C4HCO assists individuals, families and small employers across Colorado apply for health insurance and enroll in Qualified Health Plans.
- The Medicaid and CHP+ eligibility determination process is a fundamental component to C4HCO’s operations and services provided to Coloradans because in order to be eligible for financial assistance through C4HCO, including Advanced Premium Tax Credits (APTC) or cost sharing reductions, federal law requires that a person be determined not eligible for Medicaid or CHP+.

Problem or Opportunity

- C4HCO is not currently receiving reimbursement for the costs related to Medicaid eligibility determination. The Department and C4HCO do not currently have an established federally approved cost allocation methodology for shared eligibility determination services as set forth in Office of Management and Budget (OMB) Circular A-87 uniform guidance 2 CFR § 200. As a result, costs have not been adequately allocated to Medicaid and CHP+ for eligibility determination operations and exchange systems’ costs for these programs.

Consequences of Problem

- Without an appropriation, the Department is unable to draw federal funds for the Medicaid and CHP+ eligibility determination work that is currently being done by C4HCO. As a result, C4HCO is inappropriately absorbing these costs within its existing revenue.

Proposed Solution

- The Department requests ongoing funding to support a proper cost allocation plan between the Department and C4HCO for Medicaid and CHP+ eligibility determination functions and systems supported by C4HCO.



COLORADO

Department of Health Care
Policy & Financing

FY 2016-17 and FY 2017-18 Funding Request | January 3, 2017

John W. Hickenlooper
Governor

Susan E. Birch
Executive Director

Department Priority: S-13, BA-13

Request Detail: Medicaid Funding for Connect for Health Colorado

Summary of Incremental Funding Change for FY 2016-17	Total Funds	General Fund
Medicaid Funding for Connect for Health Colorado	\$5,144,208	\$1,790,457

Summary of Incremental Funding Change for FY 2017-18	Total Funds	General Fund
Medicaid Funding for Connect for Health Colorado	\$5,144,208	\$1,790,457

Problem or Opportunity:

Connect for Health Colorado (C4HCO) is currently performing eligibility determinations for Medicaid and the Child Health Plan *Plus* (CHP+) as part of C4HCO’s obligation to determine eligibility for federal financial assistance through the Advanced Premium Tax Credit (APTC) or cost sharing reductions. Federal funds are available for the work of performing these eligibility determinations and associated systems costs; however, a state match is required before federal funds can be drawn. The Department does not currently have an appropriation to pay C4HCO for its’ eligibility determination work related to Medicaid and CHP+, and therefore cannot draw federal funds to which the State would be entitled.

The Medicaid eligibility determination process is a fundamental step in C4HCO’s operations and services provided to Coloradans. As outlined in 42 CFR § 155.302, in order for an individual or family to be eligible for federal financial assistance through the APTC or cost sharing reductions, an assessment of Medicaid or CHP+ eligibility must be conducted. The cost of these eligibility determinations, and the associated administrative and system costs, are allowable costs under the federal Medicaid and Children’s Health Insurance Programs, although a state match is required before the State can draw federal funding.

Cost Allocation Requirements

Consistent with federal requirements on cost allocation in 2 CFR § 200, in cases where health insurance marketplaces share services and functionalities with Medicaid and CHP+, costs should be properly allocated to allow each program to pay its fair share. C4HCO and the Department partnered to build the Shared Eligibility System (SES) which is maintained by the Governor’s Office of Information Technology (OIT). The SES is a component of Colorado’s eligibility determination system, Colorado Benefits Management System (CBMS). The SES interfaces with C4HCO’s Marketplace consumer website so applicant data can be

seamlessly transferred from Colorado's eligibility determination system to C4HCO system to purchase qualified health plans through C4HCO in order to comply with federal requirements. Certain SES costs associated with the Marketplace have been paid by C4HCO but could be allocated between the Medicaid program and C4HCO through a federally approved cost allocation plan.

The Department, in collaboration with C4HCO and a nationally recognized expert in cost allocation planning drafted a cost allocation methodology and are seeking approval from the Centers for Medicare and Medicare Services (CMS) to implement it. The Department is negotiating with CMS to and has submitted a cost allocation plan, and the Department anticipates that CMS will approve a cost allocation methodology by March 31, 2017 if State funding is available. In addition to seeking approval for ongoing costs, the cost allocation proposal to CMS includes costs for expected expenses to be incurred in FY 2016-17 for Medicaid related activities. Once federal approval is obtained, the established cost allocation methodology would ensure costs are allocated properly.

Allowable Costs

As part of the proposed cost allocation methodology, the Department and C4HCO have identified several major areas of cost that are reimbursable under titles XIX and XXI of the Social Security Act. To create a cost allocation plan, the Department contracted with a nationally recognized expert in cost allocation who held regular meetings with Department and C4HCO staff, completed site visits and interviews with C4HCO staff and identified several cost centers which are included in this request. These cost centers include the customer service center, exchange assistance network non-county partners sites, medical assistance site, and systems, including the shared eligibility system (SES) and marketplace system. Additionally, federal rules allow for a portion of general and administrative costs to be allocated proportionally to Medicaid and CHP+ which have also been included in this request.

Procedures have been implemented at C4HCO to support proper Medicaid reimbursement for worker activities for those portions of C4HCO's efforts that support the Medicaid and CHP+ programs. The Department works in conjunction with C4HCO to operate a Random Moment Time Study (RMTS) for C4HCO Customer Service Center staff. An RMTS is a federally approved statistical sampling technique and is used to calculate quarterly statistics needed to determine the appropriate amount of C4HCO costs per cost center that are attributable to Medicaid and CHP+ administration.

Customer Service Center

Customer service staff at C4HCO assist clients with online or paper applications, gather information needed for eligibility determination, and perform case maintenance for certain Medicaid and CHP+ members. Medicaid and C4HCO eligibility is based upon a household size per federal regulations. In some cases, a member or members of a household are enrolled in Medicaid or CHP+ when other members of that household are enrolled in a qualified health plan through C4HCO. In these combination cases, the case maintenance is the responsibility of C4HCO because they must have access to the case for all members, those enrolled in Medicaid or CHP+ and those who are not. The portion of the work related to Medicaid or CHP+ could be eligible for federal financial participation.

Exchange Assistance Network Non-County Partners

C4HCO offers a state-wide network of certified Health Coverage Guides to help applicants complete their application in person at no cost. Applicants can schedule an appointment or visit a number of walk-in enrollment centers across the state. When a Health Coverage Guide begins working with an applicant it is unknown whether they will be APTC, Medicaid or CHP+ eligible. Health Coverage Guides track enrollments and report the enrollments to C4HCO. The portion of work related to Medicaid or CHP+ should be eligible for FFP and reduce costs absorbed by C4HCO.

Medical Assistance Site (MA Site)

On July 1, 2016 C4HCO became an MA site and contracted with the Department directly and no longer contracts the MA site work out to a vendor. Eligibility determination activities provided at the MA site could be eligible for cost allocation.

General Administration

A portion of C4HCO's general administration costs including business process and back office operations, executive leadership, human resources, finance and audit, information technology service management, project management and quality assurance, privacy and security team, data quality and governance, training and performance management, facility and fringe benefits can be allocated to the Medicaid and CHP+ program and have been included in this request.

State Funding for Connect For Health Colorado

The Colorado Health Benefit Exchange Act, SB 11-200, places specific limitations on funding for C4HCO and states that moneys from the General Fund shall not be used for the implementation of the Colorado Health Benefit Exchange (the legal name for C4HCO). However, under federal law the Department is the single state agency charged with the responsibility for completing eligibility determinations and the General Assembly has determined that it will appropriate from the General Fund "moneys for the cost of administering medical assistance programs and the state's share of costs of administering such functions."¹ Additionally, the General Assembly has determined that the Department is "responsible for administering the delivery of medical assistance by county departments of social services or any other public or private entities participating in the delivery of medical assistance²." Therefore, the Department has the authority to pay for the administration of that function as a cost of administrating the medical assistance programs.

Proposed Solution:

The Department requests \$5,144,209 total funds, \$1,790,457 General Fund, and \$3,353,751 federal funds in FY 2016-17 and ongoing years to support an established cost allocation methodology to reimburse C4HCO for costs associated with Medicaid and CHP+ administration. This funding would be contingent upon federal approval of a cost allocation plan.

¹ Section 25.5-1-120(2), C.R.S.

² Section 25.5-4-106, C.R.S.

Anticipated Outcomes:

If funded, C4HCO's operational costs would be properly allocated according to the work and populations served. This request links to the Department's FY 2016-17 Performance Plan; by instilling a person- and family-centered approach to strengthen client experience by ensuring that the no wrong door approach to eligibility determination can be sustained by providing funding to C4HCO for their administrative work related to Department programs. The Department would also be in compliance with requirements regarding proper cost allocation and the use of enhanced federal funds.

If this request is not approved, the Department would be unable to draw federal funds for the Medicaid and CHP+ eligibility determination work that is currently being done by C4HCO. As a result, C4HCO would continue to inappropriately absorb these costs within its existing revenue.

Assumptions and Calculations:

Detailed calculations can be found in Tables 1 through 3.

The Department assumes that all funding requested would be eligible for Medicaid or CHP+ Federal Financial Participation (FFP). The Department intends to request 75% or 90% enhanced FFP on certain allowable costs related to the eligibility determination process and SES. However, there is uncertainty whether the enhanced match would be approved by CMS. For any match rate the Department would need federal approval of either the Cost Allocation Plan and Maintenance and Operations Advanced Planning Document (MOAPD) in order to draw down enhanced federal funds to support this request. The Department submitted a cost allocation plan to CMS in May 2016 and has received approval of the MOAPD for enhanced federal funding. The Department expects the CAP would be approved by March 31, 2017.

In the event that this request is not approved by the General Assembly, the Department would notify CMS the state is not able to implement the Cost Allocation Plan and would adjust the federally required documents accordingly. If the enhanced funding or the cost allocation plan is not approved by CMS, the Department would utilize the budget process to request the change in funding.

To estimate costs that could be attributed to Medicaid and CHP+ the Department obtained an estimate of all C4HCO costs regardless of whether or not they are eligible for cost allocation with Department programs. This information can be found on Table 3.1 and shows a full picture of C4HCO costs as provided by the Department's contractor. This table also shows the cost allocation methodology applied to each cost center, the portion of the estimated costs that would be allocable to the Medicaid 50% Federal Financial Participation (FFP), Medicaid 75% FFP, Medicaid 90% FFP and CHP+. These total costs are based upon quarterly costs provided by C4HCO from October through December 2015 and annualized. Then, April 2016 RMTS data was applied to the costs and the amount attributable to the Department was calculated by the Department's contractor. Utilizing a parametric estimating methodology comparing a similar duration of time from last year in addition to the recent RMTS data, the Department estimated annual costs.

Based upon the total cost data in Table 3.1, the Department estimates that of total C4HCO costs, 87.14% of costs should be allocated to C4HCO, 5.61% of costs should be allocated to Medicaid 50% FFP, 6.28% of costs should be allocated to Medicaid 75% FFP, 0.72% of costs should be allocated to Medicaid 90% FFP

and that 0.24% of costs should be allocated to CHP+. The RMTS data available which was used to calculate the percentages for this request is based on a point in time, and notably, the study was not performed during a C4HCO open enrollment period. Open enrollment is the busiest time of year for C4HCO when Coloradans are able to make changes to their qualified health plans outside of a qualifying life event. The RMTS data during open enrollment could show a higher percentage of Medicaid and CHP+ administrative work in some cost centers and/or could show a lower percentage of Medicaid and CHP+ work in some cost centers. The Department would utilize the regular budget process to make adjustments to the requested amount if necessary.

While the Department is requesting ongoing funding for these activities in FY 2016-17 and beyond, it is unknown how costs may change as the system matures and less people are seeking health insurance for the first time. However, ongoing eligibility activities will continue to be required as part of annual enrollment for clients; therefore the Department assumes the amount of work to support this work will remain similar to the provided estimate on an annual basis. If needed, the Department would request adjustments through the regular budget process in future years.

Supplemental, 1331 Supplemental or Budget Amendment Criteria:

In the fall of 2016, the Department received information from CMS indicating that the general framework of the cost allocation plan was acceptable and that a full cost allocation plan is expected to be approved by March 31, 2017. Prior to this communication from CMS, the Department was uncertain that the proposed cost allocation methodology would be acceptable.

S-13,BA-13 Medicaid Funding for Connect for Health Colorado
Appendix A: Calculations and Assumptions

Table 1.1 FY 2016-17 Medicaid Funding for Connect for Health Colorado								
Row	Item	Total Funds	FTE	General Fund	Cash Funds	Reappropriated Funds	Federal Funds	Notes/Calculations
A	Total Request	\$5,144,208	0.0	\$1,790,457	\$0	\$0	\$3,353,751	Row B + Row C
B	NEW LINE (1) Executive Director's Office, (C) Information Technology and Special Projects, Connect for Health Colorado Systems	\$669,757	0.0	\$122,690	\$0	\$0	\$547,067	Table 2.2 Row A
C	NEW LINE (1) Executive Director's Office, (D) Eligibility Determinations and Client Services, Connect for Health Colorado Eligibility Determination	\$4,474,451	0.0	\$1,667,767	\$0	\$0	\$2,806,684	Table 2.1 Row A

Table 1.2 FY 2017-18 Medicaid Funding for Connect for Health Colorado ⁽¹⁾								
Row	Item	Total Funds	FTE	General Fund	Cash Funds	Reappropriated Funds	Federal Funds	Notes/Calculations
A	Total Request	\$5,144,208	0.0	\$1,790,457	\$0	\$0	\$3,353,751	Row B + Row C
B	(1) Executive Director's Office, (C) Information Technology and Special Projects, Connect for Health Colorado Systems	\$669,757	0.0	\$122,690	\$0	\$0	\$547,067	Table 2.2 Row A
C	(1) Executive Director's Office, (D) Eligibility Determinations and Client Services, Connect for Health Colorado Eligibility Determination	\$4,474,451	0.0	\$1,667,767	\$0	\$0	\$2,806,684	Table 2.1 Row A

(1) This funding is intended to be ongoing

S-13,BA-13 Medicaid Funding for Connect for Health Colorado
Appendix A: Calculations and Assumptions

Table 2.1 Summary by Initiative, Customer Service and Eligibility Determination Costs									
Row	Item	Total Funds	FTE	General Fund	Cash Funds	Reappropriated Funds	Federal Funds	FFP	Notes/Calculations
A	Total Customer Service and Eligibility Determination	\$4,474,451	0.0	\$1,667,767	\$0	\$0	\$2,806,684		Row B + Row F + Row I + Row L
B	Total Customer Service Center	\$3,406,859	0.0	\$1,148,821	\$0	\$0	\$2,258,038		Row C + Row D + Row E
C	Medicaid 75%	\$2,143,199	0.0	\$535,800	\$0	\$0	\$1,607,399	75.0%	Table 3.1: Row E
D	Medicaid 50%	\$1,214,806	0.0	\$607,403	\$0	\$0	\$607,403	50.0%	Table 3.1 Row E + Row Z
E	CHP+	\$48,854	0.0	\$5,618	\$0	\$0	\$43,236	88.5%	Table 3.1 Row E + Row Z
F	Total Medical Assistance Site	\$300,053	0.0	\$140,657	\$0	\$0	\$159,396		Row G + Row H
G	Medicaid 50%	\$275,716	0.0	\$137,858	\$0	\$0	\$137,858	50.0%	Table 3.1 Row C
H	CHP+	\$24,337	0.0	\$2,799	\$0	\$0	\$21,538	88.5%	Table 3.1 Row C
I	Total Exchange Assistance Network-Non County Partners	\$596,551	0.0	\$293,971	\$0	\$0	\$302,580		Row J + Row K
J	Medicaid 50%	\$585,370	0.0	\$292,685	\$0	\$0	\$292,685	50.0%	Table 3.1 Row B
K	CHP+	\$11,181	0.0	\$1,286	\$0	\$0	\$9,895	88.5%	Table 3.1 Row B
L	Total General and Administrative Costs	\$170,988	0.0	\$84,318	\$0	\$0	\$86,670		Row M + Row N
M	Medicaid 50%	\$167,933	0.0	\$83,967	\$0	\$0	\$83,967	50.0%	Table 3.1 Row P through Row Y
N	CHP+	\$3,055	0.0	\$351	\$0	\$0	\$2,704	88.5%	Table 3.1 Row P through Row Y

Table 2.2 Summary by Initiative, Systems Costs									
Row	Item	Total Funds	FTE	General Fund	Cash Funds	Reappropriated Funds	Federal Funds	FFP	Notes/Calculations
A	Total	\$669,757	0.0	\$122,690	\$0	\$0	\$547,067		Row B + Row C + Row D
B	Medicaid 90%	\$288,932	0.0	\$28,893	\$0	\$0	\$260,039	90%	Table 3.1 Row AA
C	Medicaid 75%	\$370,388	0.0	\$92,597	\$0	\$0	\$277,791	75%	Table 3.1 Row D
D	CHP+	\$10,437	0.0	\$1,200	\$0	\$0	\$9,237	88.5%	Table 3.1 Row D + Row AA

S-13,BA-13 Medicaid Funding for Connect for Health Colorado
Appendix A: Calculations and Assumptions

Table 3.1 FY 2016-17 Connect for Health Colorado Total Annual Estimated Cost								
Row	Cost Center	Cost Allocation Methodology	Total Cost	C4HCO	Medicaid 50% FFP	Medicaid 75% FFP	Medicaid 90% FFP	CHP+
A	Marketplace System	Direct to C4HCO	\$1,336,084	\$1,336,084	\$0	\$0	\$0	\$0
B	Exchange Assistance Network Non-County Partners	Appointment Outcome Data (Connector Tool)	\$1,796,154	\$1,199,603	\$585,370	\$0	\$0	\$11,181
C	Medical Assistance Site	Approved Individuals Count by Program MA Site	\$1,950,409	\$1,650,356	\$275,716	\$0	\$0	\$24,337
D	Shared Eligibility System	Approved Individuals Count by Program Statewide	\$640,960	\$264,709	\$0	\$370,388	\$0	\$5,863
E	Exchange Customer Service Center	CSC RMTS Results	\$14,891,722	\$11,698,707	\$1,004,782	\$2,143,199	\$0	\$45,034
F	Exchange Assistance Network County Partners	Direct to C4HCO	\$886,988	\$886,988	\$0	\$0	\$0	\$0
G	Community Based Assistance Programs	Direct to C4HCO	\$541,674	\$541,674	\$0	\$0	\$0	\$0
H	Business Intelligence Team	Direct to C4HCO	\$340,593	\$340,593	\$0	\$0	\$0	\$0
I	Broker Team	Direct to C4HCO	\$348,866	\$348,866	\$0	\$0	\$0	\$0
J	Enterprise Architect	Direct to C4HCO	\$95,700	\$95,700	\$0	\$0	\$0	\$0
K	Eligibility & Enrollment	Direct to C4HCO	\$503,860	\$503,860	\$0	\$0	\$0	\$0
L	Health Plan Account Team	Direct to C4HCO	\$185,423	\$185,423	\$0	\$0	\$0	\$0
M	Legal Services Compliance	Direct to C4HCO	\$617,537	\$617,537	\$0	\$0	\$0	\$0
N	Marketing, Policy and Communications	Direct to C4HCO	\$3,553,905	\$3,553,905	\$0	\$0	\$0	\$0
O	Health Plan IT Operations Manager	Direct to C4HCO	\$188,496	\$188,496	\$0	\$0	\$0	\$0
P	Business Process and Back Office Operations	Head Count Across C4HCO	\$73,650	\$72,462	\$1,167	\$0	\$0	\$21
Q	Executive Leadership	Head Count Across C4HCO	\$1,029,881	\$1,013,261	\$16,323	\$0	\$0	\$297
R	Human Resources, Finance and Audit	Head Count Across C4HCO	\$931,749	\$916,713	\$14,767	\$0	\$0	\$269
S	IT Service Management	Head Count Across C4HCO	\$3,955,912	\$3,892,075	\$62,697	\$0	\$0	\$1,140
T	Project Management & Quality Assurance	Head Count Across C4HCO	\$1,153,898	\$1,135,277	\$18,288	\$0	\$0	\$333
U	Privacy/Security Team	Head Count Across C4HCO	\$451,604	\$444,317	\$7,157	\$0	\$0	\$130
V	Data Quality and Governance	Head Count Across C4HCO	\$110,000	\$108,225	\$1,743	\$0	\$0	\$32
W	Training and Performance Management	Head Count Across C4HCO	\$539,733	\$531,023	\$8,554	\$0	\$0	\$156
X	Shared Costs - Facility	Head Count Across C4HCO	\$576,460	\$567,158	\$9,136	\$0	\$0	\$166
Y	Shared Costs - Fringe Benefits	Head Count Across C4HCO	\$1,773,046	\$1,744,434	\$28,101	\$0	\$0	\$511
Z	Customer Service Center	Head Count across CSC RMTS and MA Site	\$1,019,356	\$805,512	\$210,024	\$0	\$0	\$3,820
AA	SES Development costs for C4HCO system	Allocated to Medicaid based on CMS Approval (approval requests submitted as needed)	\$500,000	\$206,494	\$0	\$0	\$288,932	\$4,574
BB	Total Estimated Annual Cost		\$39,993,660	\$34,849,452	\$2,243,825	\$2,513,587	\$288,932	\$97,864
CC	Percentage Allocated To C4HCO and Department		100.00%	87.14%	5.61%	6.28%	0.72%	0.24%
DD	Total Estimated Annual Cost Allocated to Department		\$5,144,208	\$0	\$2,243,825	\$2,513,587	\$288,932	\$97,864

Schedule 13

Funding Request for the FY 2017-18 Budget Cycle

Department of Health Care Policy and Financing

Request Title

**S-14 Public School Health Services Funding Adjustment
BA-14 Public School Health Services Funding Adjustment**

Dept. Approval By: Josh Block  1/3/17 X Supplemental FY 2016-17

OSPB Approval By:  12/29/16 X Budget Amendment FY 2017-18

Summary Information	Fund	FY 2016-17		FY 2017-18		FY 2018-19
		Initial Appropriation	Supplemental Request	Base Request	Budget Amendment	Continuation Request
Total		\$82,604,632	\$9,393,330	\$84,538,210	\$8,484,767	\$15,061,492
FTE		0.0	0.0	0.0	0.0	0.0
GF		\$0	\$0	\$0	\$0	\$0
CF		\$41,001,948	\$4,754,691	\$42,195,941	\$4,309,645	\$7,597,571
RF		\$0	\$0	\$0	\$0	\$0
FF		\$41,602,684	\$4,638,639	\$42,342,269	\$4,175,122	\$7,463,921

Line Item Information	Fund	FY 2016-17		FY 2017-18		FY 2018-19
		Initial Appropriation	Supplemental Request	Base Request	Budget Amendment	Continuation Request
Total		\$82,604,632	\$9,393,330	\$84,538,210	\$8,484,767	\$15,061,492
FTE		0.0	0.0	0.0	0.0	0.0
GF		\$0	\$0	\$0	\$0	\$0
CF		\$41,001,948	\$4,754,691	\$42,195,941	\$4,309,645	\$7,597,571
RF		\$0	\$0	\$0	\$0	\$0
FF		\$41,602,684	\$4,638,639	\$42,342,269	\$4,175,122	\$7,463,921

CF Letternote Text Revision Required?	Yes	<u>X</u>	No	<u> </u>	If Yes, see attached fund source detail for Schedule 11 or 12.
RF Letternote Text Revision Required?	Yes	<u> </u>	No	<u>X</u>	
FF Letternote Text Revision Required?	Yes	<u> </u>	No	<u>X</u>	
Requires Legislation?	Yes	<u> </u>	No	<u>X</u>	
Type of Request?	Department of Health Care Policy and Financing Prioritized Request				
Interagency Approval or Related Schedule 13s:	None				



Cost and FTE

- FY 2016-17: \$9,393,330 total funds, including \$4,754,691 cash funds and \$4,638,639 federal funds.
- FY 2017-18: \$8,484,767 total funds, including \$4,309,645 cash funds and \$4,175,122 federal funds.
- FY 2018-19: \$15,061,492 total funds, including \$7,597,571 cash funds and \$7,463,921 federal funds.

Current Program

- The Public School Health Services (SHS) program allows Colorado's public schools and state-operated educational institutions access to federal Medicaid funds for the partial reimbursement of their costs of providing health services to eligible students from kindergarten through twelfth grade.
- Participants in the SHS program can be school districts, Board of Cooperative Education Services (BOCES) or K-12 educational institutions, hereafter referred to as providers. The Department, as the single state agency for the Medicaid program, administers the program and provides training and oversight to assure compliance with the federally-approved reimbursement methodology.
- SHS program providers are required to use the federal funding received through the program to fund the unmet health needs of all students served by participating providers, as identified in the providers' Local Services Plan (LSP). This has allowed providers to address some of the health care needs unique to their local communities.

Problem or Opportunity

- The aggregate total of SHS program providers' allowable costs is projected to exceed the Department's spending authority in FY 2016-17 and future years.
- The Department's SHS program forecast has been updated to reflect new data received in November 2016 from the Department's contracted vendor.

Consequences of Problem

- Without sufficient spending authority, reimbursement to program participants may be delayed.
- Delays in reimbursement may discourage provider participation in the program, resulting in fewer health services to students.

Proposed Solution

- The increase in spending authority would allow program providers to submit their Medicaid allowable costs as certified public expenditures (CPE) and receive the federal matching dollars allowed under the Department's federally-approved reimbursement methodology.
- SHS providers use the reimbursements to fund the unmet health needs of all students served by participating providers as identified in the providers' Local Services Plan (LSP).
- The cash funds portion of this line item is comprised entirely of certified public expenditures and does not impact any State cash funds. This request has no General Fund impact.



COLORADO

Department of Health Care
Policy & Financing

FY 2016-17 and FY 2017-18 Funding Request | January 3, 2017

John W. Hickenlooper
Governor

Susan E. Birch
Executive Director

Department Priority: S-14, BA-14

Request Detail: Public School Health Services Funding Adjustment

Summary of Incremental Funding Change for FY 2016-17	Total Funds	General Fund
Public School Health Services Funding Adjustment	\$9,393,330	\$0

Summary of Incremental Funding Change for FY 2017-18	Total Funds	General Fund
Public School Health Services Funding Adjustment	\$8,484,767	\$0

Summary of Incremental Funding Change for FY 2018-19	Total Funds	General Fund
Public School Health Services Funding Adjustment	\$15,061,492	\$0

Problem or Opportunity:

Public School Health Services (SHS) program participating providers' allowable costs for FY 2016-17, and in the foreseeable future, are projected to exceed the Department's current spending authority¹.

The Department anticipates increases in allowable expenditures of SHS program providers. The program allows Colorado's public school districts and state-operated educational institutions access to federal Medicaid funds for the partial reimbursement of their costs of providing health services to eligible students from kindergarten through twelfth grade. The State share of this reimbursement comes from certified public expenditures (CPE) by participating providers; no other State funds are required. Without sufficient spending authority, however, reimbursement of the federal share to the providers may be delayed, and delays in reimbursement may discourage provider participation in the program and potentially lead to the reduction of health services offered to children.

The SHS program facilitates provider reimbursements through a federally-approved, cost-based methodology. The Department uses a contractor to determine the amount of certified public expenditures

¹Background information on the SHS program, including requirements for program participation, can be found on the Department's website: <https://www.colorado.gov/pacific/hcpf/school-health-services>

federally claimable to assure compliance with federal requirements. The methodology used to determine the amount of allowable certified public expenditure is described below:

- For each participating provider, the vendor first compiles cost pool information, including salary, benefits and contracted costs for all random moment time study² (RMTS) participants, and indirect costs.
- The costs are then converted to allowable Medicaid costs by applying the statewide RMTS percentages against the direct service (DS) and targeted case management (TCM) cost pools, respectively.
- The allowable costs are then adjusted to reflect the program's qualifying clients by applying the Individual Education Program³ (IEP) student utilization ratio⁴.
- Costs of supplies, materials, transportation and other costs are added.

Program reimbursements are made to providers via interim payments and, upon final reconciliation of annual cost report data, a cost settlement payment. Additionally, a separate but similar calculation is used for determining the Medicaid administrative claiming⁵ (MAC) component of the program which is reimbursed on a quarterly basis.

The total allowable expenditures of the SHS program are projected to increase. The increase in expenditure is driven by improvements in identifying the number of students who are Medicaid eligible with an IEP, and improved understanding of RMTS reporting requirements by providers.

Proposed Solution:

The Department requests the following increases to the Public School Health Services line item to support local school health services:

- FY 2016-17: \$9,393,330 total funds, including \$4,754,691 cash funds and \$4,638,639 federal funds;
- FY 2017-18: \$8,484,767 total funds, including \$4,309,645 cash funds and \$4,175,122 federal funds.
- FY 2018-19: \$15,061,492 total funds, including \$7,597,571 cash funds and \$7,463,921 federal funds.

The cash funds portion of this line item is comprised entirely of certified public expenditures and does not impact any State cash funds. This request has no General Fund impact.

²The Random Moment Time Study (RMTS) is a federally-approved statistical sampling technique used to determine Medicaid reimbursement at school districts and BOCES. Participants are randomly selected to complete the survey regarding a 1-minute moment in time. The time study, conducted on a quarterly basis, gathers information on how staff members spend their time on certain health-related activities.

³An Individualized Education Program (IEP) is a document developed for each public school child who needs special education. The document, created by key school staff and the child's parents, lists reasonable learning goals for the child and the services that the school district will provide the child.

⁴The IEP Student Utilization Ratio is a program participant-specific ratio where the numerator is the total Medicaid IEP students on December 1st, as identified through the eligibility verification match from MMIS, and the denominator is the total number of IEP students on December 1st.

⁵Medicaid administrative claiming (MAC) refer to activities related to the administration of the state's Medicaid plan including costs associated with identifying and enrolling populations in need of Medicaid services, linking individuals and families to service providers, and coordinating and monitoring health related services.

Anticipated Outcomes:

The Medicaid funds received through the SHS program increase access to primary and preventive care programs for low-income, under or uninsured children and improve the coordination of care between schools and health care providers. SHS providers are required to use the federal funding received to either offset costs incurred for the provision of student health services or to fund other student health services as identified in the providers' Local Services Plan, including health care needs unique to their local communities.

Types of services that can be funded include, but are not limited to, the following:

- Enhanced clinic aid or nurse services;
- Dental, vision and pharmacy vouchers to uninsured or under-insured students;
- Outreach and enrollment assistance toward access of medical assistance benefits for uninsured families;
- Health supplies and equipment; and
- Enhanced physical or mental health services.

By allowing the Department to reimburse SHS providers on a timely basis for their incurred Medicaid costs, the approval of this request would ensure the retention of current participating providers and help attract new providers to the program, thus furthering the Department's mission of improving health care access and outcomes.

Assumptions and Calculations:

This request is based on the Department's expected amount of aggregate certified public expenditures calculated in accordance with the methodology previously described. Detailed calculations for this request are provided in the attached appendix.

Table 1 shows a summary of the total incremental funding request by fiscal year and fund source. The federal medical assistance percentage (FMAP) used for the calculation of federal funds varies according to applicable period and component of program. Tables 2.1 through 2.3 show the calculations to determine the incremental requests. The MAC component receives the standard 50% while the interim payments and cost settlement components receive the applicable FMAP at the time the cost was incurred.

Tables 3.1 and 3.2 illustrate the crosswalk between the program's cost report year totals and the corresponding state fiscal year in which the reimbursement payments are made. These tables are necessary because the program's interim payments are made in one state fiscal year and the cost settlement payments occur in following state fiscal year. The four quarterly MAC payments of each cost report year also span the same two fiscal years with two payments occurring in each state fiscal year. MAC payments within a cost report year have historically shown little variance. The Department assumes for cost projection purposes that each quarterly MAC payment is equal to one-fourth of the allowable MAC reimbursement attributable to each cost report year.

Tables 4.1 and 4.2 show historical and projection data for interim payments and cost settlement payments respectively. The Department's contracted vendor determined the allocation percentage for Cost Report Year 2016-17, shown in Table 4.2 Row B, using three years of historical data and modifications based on provider

input. The Department assumes the Cost Report Year 2016-17 allocation percentage for interim payments will remain constant in subsequent cost report years.

Tables 5.1 and 5.2 show the historical and projected calculations of direct services, target case management and specialized transportation allowable reimbursements. The reimbursements are calculated for each cost report year by applying the formula components to the direct services & targeted case management cost pools in accordance with the program's federally-approved methodology. Growth is expected for both cost pools, along with indirect costs, consistent with the program's 5-year historical trends. Additionally, formula components are expected to follow their upward trend as the SHS program continues to mature amid the increased training and outreach efforts of the Department and participating providers.

Tables 6.1 and 6.2 show the historical and projected calculations of Medicaid administrative claiming allowable reimbursements. These reimbursements are derived from three cost pools as MAC services are performed by those within the direct services & targeted case management cost pools (Row A) and the MAC-specific cost pool (Row D). Growth is expected in all cost pools, along with indirect costs, consistent with the program's 5-year historical trends.

Supplemental, 1331 Supplemental or Budget Amendment Criteria:

The supplemental criteria applicable to this request is the existence of new data received in November 2016 that resulted in substantive changes in funding needs. Critical data and calculations for determining current fiscal year expenditures of the SHS program are not available to the Department until November of each state year. The provider data is derived from prior state fiscal year annual cost reports. This data is provided to the Department's vendor by October 1st. The data is then compiled, reviewed and submitted by the vendor to the Department in early November as preliminary cost settlement figures.

S-14, BA-14 Public School Health Funding Adjustment
Appendix A: Assumptions and Calculations

Table 1						
Summary of Incremental Request by Line Item						
Row	Line Item	Total Funds	General Fund	Cash Funds	Federal Funds	Source
FY 2016-17						
A	(6) Other Medical Services; Public School Health Services	\$9,393,330	\$0	\$4,754,691	\$4,638,639	Table 2.1 Row C
FY 2017-18						
B	(6) Other Medical Services; Public School Health Services	\$8,484,767	\$0	\$4,309,645	\$4,175,122	Table 2.2 Row E
FY 2018-19						
C	(6) Other Medical Services; Public School Health Services	\$15,061,492	\$0	\$7,597,571	\$7,463,921	Table 2.3 Row C

S-14, BA-14 Public School Health Funding Adjustment
Appendix A: Assumptions and Calculations

Table 2.1						
FY 2016-17 Public School Health Services Incremental Request						
Row	Description	Total Funds	Cash Funds	Federal Funds	FMAP	Source
A	FY 2016-17 Appropriation	\$82,604,632	\$41,001,948	\$41,602,684	blend	Long Bill Appropriation (HB 16-1405)
B	Medicaid Administrative Claiming (MAC)	\$9,962,228	\$4,981,114	\$4,981,114	50.00%	Table 3.1, Row A [SFY 2016-17 projected]
C	Cost Settlement	\$32,276,421	\$15,905,820	\$16,370,601	50.72%	Table 3.1, Row B [SFY 2016-17 projected]
D	Interim Payment	\$49,759,313	\$24,869,705	\$24,889,608	50.02%	Table 3.1, Row C [SFY 2016-17 projected]
E	FY 2016-17 Estimated Expenditures	\$91,997,962	\$45,756,639	\$46,241,323	blend	Row B + Row C + Row D
F	Incremental Request	\$9,393,330	\$4,754,691	\$4,638,639	blend	Row E - Row A

Table 2.2						
FY 2017-18 Public School Health Services Incremental Request						
Row	Description	Total Funds	Cash Funds	Federal Funds	FMAP	Source
A	FY 2016-17 Spending Authority	\$82,604,632	\$41,001,948	\$41,602,684	blend	Long Bill Appropriation (HB 16-1405)
B	Annualization of FY 2015-16 BA-14 "Public School Health Services Funding Adjustment"	\$1,933,578	\$1,193,993	\$739,585	blend	FY 2015-16 BA-14 "Public School Health Services Funding Adjustment"
C	FY 2017-18 Base Request	\$84,538,210	\$42,195,941	\$42,342,269	blend	Row A + Row B
D	Medicaid Administrative Claiming (MAC)	\$10,069,720	\$5,034,860	\$5,034,860	50.00%	Table 3.1, Row A [SFY 2017-18 projected]
E	Cost Settlement	\$29,513,131	\$14,750,663	\$14,762,468	50.02%	Table 3.1, Row B [SFY 2017-18 projected]
F	Interim Payment	\$53,440,126	\$26,720,063	\$26,720,063	50.00%	Table 3.1, Row C [SFY 2017-18 projected]
G	Estimated Expenditures	\$93,022,977	\$46,505,586	\$46,517,391	blend	Row D + Row E + Row F
H	Incremental Request	\$8,484,767	\$4,309,645	\$4,175,122	blend	Row G - Row D

Table 2.3						
FY 2018-19 Public School Health Services Incremental Request						
Row	Description	Total Funds	Cash Funds	Federal Funds	FMAP	Source
A	FY 2018-19 Continuation Spending Authority	\$84,538,210	\$42,195,941	\$42,342,269	blend	Table 2.2, Row C
B	Medicaid Administrative Claiming (MAC)	\$10,476,340	\$5,238,170	\$5,238,170	50.00%	Table 3.1, Row A [SFY 2018-19 projected]
C	Cost Settlement	\$31,696,286	\$15,841,804	\$15,854,482	50.02%	Table 3.1, Row B [SFY 2018-19 projected]
D	Interim Payment	\$57,427,076	\$28,713,538	\$28,713,538	50.00%	Table 3.1, Row C [SFY 2018-19 projected]
E	Estimated Expenditures	\$99,599,702	\$49,793,512	\$49,806,190	blend	Row B + Row C + Row D
F	Incremental Request	\$15,061,492	\$7,597,571	\$7,463,921	blend	Row E - Row A

S-14, BA-14 Public School Health Funding Adjustment
Appendix A: Assumptions and Calculations

Table 3.1 - Aggregate Certified Public Expenditure (CPE) by State Fiscal Year									
Row	Reimbursement Component	FY 2011-12	FY 2012-13	FY 2013-14	FY 2014-15	FY 2015-16	FY 2016-17 projected	FY 2017-18 projected	FY 2018-19 projected
A	Medicaid Administrative Claiming (MAC)	\$3,769,661	\$3,881,499	\$5,188,256	\$7,009,451	\$7,918,290	\$9,962,228	\$10,069,720	\$10,476,340
B	Cost Settlement	\$20,625,852	\$18,881,603	\$13,743,728	\$24,915,714	\$28,945,428	\$32,276,421	\$29,513,131	\$31,696,286
C	Interim Payment	\$18,008,746	\$27,046,004	\$29,765,430	\$30,412,077	\$41,430,687	\$49,759,313	\$53,440,126	\$57,427,076
D	Total Aggregate CPE	\$42,404,259	\$49,809,106	\$48,697,414	\$62,337,242	\$78,294,405	\$91,997,962	\$93,022,977	\$99,599,702

Table 3.2 - Aggregate Certified Public Expenditure (CPE) by Cost Report Year & State Fiscal Year											
Row	Cost Report Year	Reimbursement Component	FY 2011-12	FY 2012-13	FY 2013-14	FY 2014-15	FY 2015-16	FY 2016-17 projected	FY 2017-18 projected	FY 2018-19 projected	Total
A	CRY 2010-11 ⁽¹⁾	MAC	\$2,065,673	-	-	-	-	-	-	-	\$22,691,525
		Interim Payment	\$0	-	-	-	-	-	-	-	
		Cost Settlement	\$20,625,852	-	-	-	-	-	-	-	
B	CRY 2011-12	MAC	\$1,703,989	\$1,786,526	-	-	-	-	-	-	\$40,380,864
		Interim Payment	\$18,008,746	\$0	-	-	-	-	-	-	
		Cost Settlement	\$0	\$18,881,603	-	-	-	-	-	-	
C	CRY 2012-13	MAC	-	\$2,094,973	\$2,079,795	-	-	-	-	-	\$44,964,500
		Interim Payment	-	\$27,046,004	\$0	-	-	-	-	-	
		Cost Settlement	-	\$0	\$13,743,728	-	-	-	-	-	
D	CRY 2013-14	MAC	-	-	\$3,108,461	\$3,334,954	-	-	-	-	\$61,124,559
		Interim Payment	-	-	\$29,765,430	\$0	-	-	-	-	
		Cost Settlement	-	-	\$0	\$24,915,714	-	-	-	-	
E	CRY 2014-15	MAC	-	-	-	\$3,674,497	\$3,459,398	-	-	-	\$66,491,400
		Interim Payment	-	-	-	\$30,412,077	\$0	-	-	-	
		Cost Settlement	-	-	-	\$0	\$28,945,428	-	-	-	
F	CRY 2015-16	MAC	-	-	-	-	\$4,458,892	\$5,026,828	-	-	\$83,192,828
		Interim Payment	-	-	-	-	\$41,430,687	\$0	-	-	
		Cost Settlement	-	-	-	-	\$0	\$32,276,421	-	-	
G	CRY 2016-17	MAC	-	-	-	-	-	\$4,935,400	\$4,935,400	-	\$89,143,244
		Interim Payment	-	-	-	-	-	\$49,759,313	\$0	-	
		Cost Settlement	-	-	-	-	-	\$0	\$29,513,131	-	
H	CRY 2017-18	MAC	-	-	-	-	-	-	\$5,134,320	\$5,134,320	\$95,405,052
		Interim Payment	-	-	-	-	-	-	\$53,440,126	\$0	
		Cost Settlement	-	-	-	-	-	-	\$0	\$31,696,286	
I	CRY 2018-19	MAC	-	-	-	-	-	-	-	\$5,342,020	\$102,172,133
		Interim Payment	-	-	-	-	-	-	-	\$57,427,076	
		Cost Settlement	-	-	-	-	-	-	-	\$0	
J	Total Aggregate CPE		\$42,404,259	\$49,809,106	\$48,697,414	\$62,337,242	\$78,294,405	\$91,997,962	\$93,022,977	\$99,599,702	\$566,163,067

⁽¹⁾Only cost settlement and partial MAC reimbursements in CRY 2010-11 apply to the fiscal years represented in table.

S-14, BA-14 Public School Health Funding Adjustment
Appendix A: Assumptions and Calculations

Table 4.1 - Historical Amounts of Interim Payments and Cost Settlement Payments by Cost Report Year							
Row	Item	Cost Report Year 2011-12	Cost Report Year 2012-13	Cost Report Year 2013-14	Cost Report Year 2014-15	Cost Report Year 2015-16 ⁽¹⁾	Source
A	Interim Payments for Direct Services, Targeted Case Management & Specialized Transportation	\$18,008,746	\$27,046,004	\$29,765,430	\$30,412,077	\$41,430,687	Annual Cost Settlement Report
B	Cost Settlement for Direct Services, Targeted Case Management & Specialized Transportation	\$18,881,603	\$13,743,728	\$24,915,714	\$28,945,428	\$32,276,421	
C	Total Allowable Reimbursement for Direct Services, Targeted Case Management & Specialized Transportation	\$36,890,349	\$40,789,732	\$54,681,144	\$59,357,505	\$73,707,108	Row A + Row B

⁽¹⁾Preliminary data for Cost Report Year 2015-16 provided by email to Department by contracted vendor in November 2016. Final cost report data will be available in March 2017.

Table 4.2 - Projection Amounts of Interim Payments and Cost Settlement Payments by Cost Report Year					
Row	Item	Cost Report Year 2016-17	Cost Report Year 2017-18	Cost Report Year 2018-19	Source
A	Total Allowable Reimbursement for Direct Services, Targeted Case Management & Specialized Transportation	\$79,272,444	\$85,136,412	\$91,488,093	Table 5.2, Row K
B	Interim Payment Allocation Percentage	62.77%	62.77%	62.77%	Provided by Department's contracted vendor via email, 11/08/2016
C	Interim Payments for Direct Services, Targeted Case Management & Specialized Transportation	\$49,759,313	\$53,440,126	\$57,427,076	Row A * Row B
D	Cost Settlement for Direct Services, Targeted Case Management & Specialized Transportation	\$29,513,131	\$31,696,286	\$34,061,017	Row A - Row C

S-14, BA-14 Public School Health Funding Adjustment
Appendix A: Assumptions and Calculations

Table 5.1 - Historical Calculations of Direct Services (DS), Targeted Case Management (TCM) & Specialized Transportation Costs by Cost Report Year							
Row	Item	Cost Report Year 2011-12	Cost Report Year 2012-13	Cost Report Year 2013-14	Cost Report Year 2014-15	Cost Report Year 2015-16	Source
A	Salaries, Benefits & Contracted Staff Costs	\$258,840,956	\$275,626,557	\$251,176,932	\$260,507,631	\$292,904,805	Annual Program Expenditures Report
B	Indirect Costs %	16.96%	16.08%	18.20%	18.97%	19.23%	
C	Subtotal	\$302,742,254	\$319,959,015	\$296,881,038	\$309,930,743	\$349,226,647	Row A * (1 + Row B)
D	RMTS ⁽¹⁾ %	31.15%	27.76%	35.28%	34.38%	36.77%	Annual Program Expenditures Report
E	Subtotal	\$94,305,888	\$88,825,602	\$104,753,611	\$106,554,190	\$128,410,638	Row C * Row D
F	Supplies & Materials Costs	\$9,147,944	\$2,886,713	\$2,279,520	\$2,734,031	\$2,468,955	Annual Program Expenditures Report
G	Subtotal	\$103,453,832	\$91,712,315	\$107,033,131	\$109,288,221	\$130,879,594	Row E + Row F
H	IEP ⁽²⁾ %	31.82%	39.31%	45.00%	49.15%	52.40%	Annual Program Expenditures Report
I	Total DS, TCM CPE Amounts	\$32,914,492	\$36,051,441	\$48,170,029	\$53,714,867	\$68,580,906	Row G * Row H
J	Specialized Transportation CPE Amount ⁽³⁾	\$3,975,856	\$4,738,291	\$6,511,115	\$5,642,639	\$5,126,202	Annual Program Expenditures Report
K	Total Allowable Reimbursement - DS, TCM & Specialized Transportation	\$36,890,349	\$40,789,732	\$54,681,144	\$59,357,505	\$73,707,108	Row I + Row J

⁽¹⁾ Random Moment Time Study weighted percentage based on annual average statewide allowable DS & TCM

⁽²⁾ Individualized Education Program (IEP) student utilization ratio which is applied on a district-specific basis

⁽³⁾ Specialized Transportation CPE amount determined by subset of above formula including separate IEP% and a One-Way Transportation ratio

Table 5.2 - Projected Calculations of Direct Services (DS), Targeted Case Management (TCM) & Specialized Transportation by Cost Report Year

Row	Item	Cost Report Year 2016-17	Cost Report Year 2017-18	Cost Report Year 2018-19	Source
A	Salaries, Benefits & Contracted Staff Costs	\$302,102,016	\$311,588,019	\$321,371,883	Growth rate of 3.14%; consistent with growth from CRY 2011-12 to CRY 2015-16
B	Indirect Costs %	19.84%	20.47%	21.12%	Growth rate of 3.19%; consistent with growth from CRY 2011-12 to CRY 2015-16
C	Subtotal	\$362,039,056	\$375,370,086	\$389,245,625	Row A * (1 + Row B)
D	RMTS ⁽¹⁾ %	38.33%	39.95%	41.64%	Growth rate of 4.23%; consistent with growth from CRY 2011-12 to CRY 2015-16
E	Subtotal	\$138,769,570	\$149,960,349	\$162,081,878	Row C * Row D
F	Supplies & Materials Costs	\$2,592,305	\$2,592,305	\$2,592,305	Average of Supplies & Materials costs from CRY 2012-13 to CRY 2015-16
G	Subtotal	\$141,361,875	\$152,552,654	\$164,674,183	Row E + Row F
H	IEP ⁽²⁾ %	52.40%	52.40%	52.40%	IEP% from CRY 2015-16
I	Total DS, TCM CPE Amounts	\$74,073,623	\$79,937,591	\$86,289,272	Row G + Row H
J	Specialized Transportation CPE Amount ⁽³⁾	\$5,198,821	\$5,198,821	\$5,198,821	Average of Specialized Transportation costs from CRY 2011-12 to CRY 2015-16
K	Total Allowable Reimbursement - DS, TCM & Specialized Transportation	\$79,272,444	\$85,136,412	\$91,488,093	Row I + Row J

⁽¹⁾ Random Moment Time Study percentage based on annual average statewide allowable DS & TCM

⁽²⁾ Individualized Education Program student utilization ratio which applied on a district-specific basis

⁽³⁾ Specialized Transportation CPE amount determined by subset of above formula including separate IEP% and a One-Way Transportation ratio

S-14, BA-14 Public School Health Funding Adjustment
Appendix A: Assumptions and Calculations

Table 6.1 - Historical Calculations of Medicaid Administrative Claiming by Cost Report Year							
Row	Item	Cost Report Year 2011-12	Cost Report Year 2012-13	Cost Report Year 2013-14	Cost Report Year 2014-15	Cost Report Year 2015-16	Source
A	Salaries, Benefits & Contracted Staff Costs - DS & TCM	\$258,840,956	\$275,626,557	\$251,176,932	\$260,507,631	\$292,904,805	Medicaid Administrative Claims Report
B	RMTS% for MAC - DS & TCM ⁽¹⁾	1.70%	1.39%	2.07%	1.70%	2.22%	RMTS Calculation Report
C	Subtotal	\$4,409,160	\$3,842,367	\$5,187,510	\$4,437,070	\$6,493,826	Row A * Row B
D	Salaries, Benefits & Contracted Staff Costs - MAC	\$78,192,236	\$74,826,803	\$76,378,713	\$79,988,348	\$90,220,924	Medicaid Administrative Claims Report
E	RMTS% - MAC Administrative	11.17%	11.19%	13.33%	13.05%	15.97%	RMTS Calculation Report
F	Subtotal	\$8,731,678	\$8,372,475	\$10,179,253	\$10,440,829	\$14,408,282	Row D * Row E
G	Total	\$13,140,837	\$12,214,842	\$15,366,764	\$14,877,898	\$20,902,108	Row C + Row F
H	Medicaid Eligibility Rate	22.71%	29.44%	35.48%	40.30%	38.06%	Medicaid Administrative Claims Report
I	Adjusted Total	\$2,984,348	\$3,596,326	\$5,451,467	\$5,996,288	\$7,955,902	Row G * Row H
J	Indirect Cost Rate	16.96%	16.08%	18.20%	18.97%	19.23%	Medicaid Administrative Claims Report
K	Total Allowable Reimbursement - MAC	\$3,490,515	\$4,174,768	\$6,443,415	\$7,133,895	\$9,485,720	Row I * (1 + Row J)

⁽¹⁾ Random Moment Time Study weighted percentage based on annual average statewide allowable DS & TCM

Table 6.2 - Medicaid Administrative Claiming Projections by Cost Report Year					
Row	Item	Cost Report Year 2016-17	Cost Report Year 2017-18	Cost Report Year 2018-19	Source
A	Salaries, Benefits & Contracted Staff Costs - DS & TCM	\$302,102,016	\$311,588,019	\$321,371,883	Growth rate of 3.14%; consistent with growth from CRY 2011-12 to CRY 2015-16
B	RMTS% for MAC - DS & TCM ⁽¹⁾	2.22%	2.22%	2.22%	Percentage from CRY 2015-16
C	Subtotal	\$6,706,665	\$6,917,254	\$7,134,456	Row A * Row B
D	Salaries, Benefits & Contracted Staff Costs - MAC	\$93,506,797	\$96,912,342	\$100,441,918	Growth rate of 3.64%; consistent with growth from CRY 2011-12 to CRY 2015-16
E	RMTS% - MAC Administrative	15.97%	15.97%	15.97%	Percentage from CRY 2015-16
F	Subtotal	\$14,933,035	\$15,476,901	\$16,040,574	Row D * Row E
G	Total	\$21,639,700	\$22,394,155	\$23,175,030	Row C + Row F
H	Medicaid Eligibility Rate	38.06%	38.06%	38.06%	Percentage from CRY 2015-16
I	Adjusted Total	\$8,236,649.00	\$8,523,815.00	\$8,821,037.00	Row G * Row H
J	Indirect Cost Rate	19.84%	20.47%	21.12%	Growth rate of 3.19%; consistent with growth from CRY 2011-12 to CRY 2015-16
K	Total Allowable Reimbursement - MAC	\$9,870,800	\$10,268,640	\$10,684,040	Row I * (1 + Row J)

⁽¹⁾ Random Moment Time Study weighted percentage based on annual average statewide allowable DS & TCM

Schedule 13

Funding Request for the FY 2017-18 Budget Cycle

Department of Health Care Policy and Financing

Request Title

S-15 Overexpenditure

Dept. Approval By: Josh Block *[Signature]* 1/9/17 X Supplemental FY 2016-17

OSPB Approval By: *[Signature]* 12/29/16 Budget Amendment FY 2017-18

Summary Information	Fund	FY 2016-17		FY 2017-18		FY 2018-19
		Initial Appropriation	Supplemental Request	Base Request	Budget Amendment	Continuation Request
	Total	\$662,617,330	\$0	\$662,625,975	\$0	\$0
	FTE	0.0	0.0	0.0	0.0	0.0
Total of All Line Items Impacted by Change Request	GF	\$183,627,684	\$0	\$183,599,168	\$0	\$0
	CF	\$16,633,015	\$0	\$16,665,871	\$0	\$0
	RF	\$0	\$0	\$0	\$0	\$0
	FF	\$462,356,631	\$0	\$462,360,936	\$0	\$0

Line Item Information	Fund	FY 2016-17		FY 2017-18		FY 2018-19
		Initial Appropriation	Supplemental Request	Base Request	Budget Amendment	Continuation Request
	Total	\$653,650,029	\$0	\$653,658,674	\$0	\$0
	FTE	0.0	0.0	0.0	0.0	0.0
03. Behavioral Health Community Programs - Behavioral Health Capitation Payments	GF	\$181,949,404	\$0	\$181,920,888	\$0	\$0
	CF	\$16,383,180	\$0	\$16,416,036	\$0	\$0
	RF	\$0	\$0	\$0	\$0	\$0
	FF	\$455,317,445	\$0	\$455,321,750	\$0	\$0

CF Letternote Text Revision Required?	Yes <u> </u>	No <u>X</u>	If Yes, see attached fund source detail for Schedule 11.
RF Letternote Text Revision Required?	Yes <u> </u>	No <u>X</u>	
FF Letternote Text Revision Required?	Yes <u> </u>	No <u>X</u>	
Requires Legislation?	Yes <u> </u>	No <u>X</u>	
Type of Request?	Department of Health Care Policy and Financing Prioritized Request		
Interagency Approval or Related Schedule 13s: None			



Cost and FTE

- The Department requests an increase of \$405,525 General Fund, \$4,759,008 cash funds, and \$68,674 reappropriated funds to its FY 2015-16 appropriations and seeks release of the accompanying restriction in FY 2016-17.
- The Department exceeded its General Fund appropriation for its Behavioral Health Community Programs Long Bill group by a total of \$251,317 and the Medicare Modernization Act State Contribution Payment in the Other Medical Services Long Bill group by a total of \$154,208 General Fund in FY 2015-16. The Department also exceeded its cash funds appropriation in the Medical Services Premiums long bill group and Indigent Care Program long bill group, as well as its reappropriated funds appropriation in the Medical Services Premiums long bill group.

Current Program

- The Department uses a combination of state and federal funds to provide services to clients enrolled in Colorado's Medicaid, Child Health Plan Plus (CHP+) and other medical programs.
- Pursuant to 24-75-109(1) and (4), C.R.S. (2016), the Department has overexpenditure authority and is allowed to request a supplemental appropriation for overexpenditures in a fiscal year.

Problem or Opportunity

- In FY 2015-16, the Department exceeded its General Fund appropriation for its Behavioral Health Community Programs Long Bill group and the Medicare Modernization Act State Contribution Payment in the Other Medical Services Long Bill group and exceeded its cash and reappropriated fund appropriation in the Medical Services Premiums Long Bill group. While there was an underexpenditure in total funds, including an underexpenditure in federal funds, General Fund overexpenditures amounted to \$405,525, cash funds amounted to \$4,759,008, and reappropriated funds amounted to \$68,674. As a result, the Department's budget has been restricted by those amounts.

Consequences of Problem

- If not funded, the Department's FY 2016-17 appropriation for these programs would continue to be restricted. The Department would not have enough funding to provide services to Medicaid clients. Because the State Controller is permitted to allow overexpenditure for Medicaid programs, the Department would likely have an overexpenditure again in FY 2016-17 and the FY 2017-18 appropriations would similarly be restricted.

Proposed Solution

- In order for the State Controller to release the restriction, two actions would need to occur. First, funding pursuant to 24-75-109(4), C.R.S. (2016), which requires that the Department receive a supplemental appropriation in the amount of the overexpenditure for the fiscal year in which the overexpenditure occurred, would need to be provided. Second, the General Assembly would need to direct the State Controller to release the restriction on the amounts.



COLORADO
 Department of Health Care
 Policy & Financing

FY 2016-17 and FY 2017-18 Funding Request | January 3, 2017

John W. Hickenlooper
 Governor

Susan E. Birch
 Executive Director

Department Priority: S-15

Request Detail: FY 2015-16 Overexpenditure

Summary of Incremental Funding Change for FY 2016-17	Total Funds	General Fund
FY 2015-16 Overexpenditure	\$0	\$0

Problem or Opportunity:

In FY 2015-16, the Department exceeded its appropriations for the Medical Services Premiums Long Bill group, the Behavioral Health Community Programs Long Bill group, the Children’s Basic Health Plan Medical and Dental Costs in the Indigent Care Program Long Bill group, and the Medicare Modernization Act State Contribution Payment in the Other Medical Services Long Bill group by \$405,526 General Fund, \$4,759,008 cash funds, and \$68,674 reappropriated funds. As a result of the overexpenditure, the Department’s FY 2016-17 budget has been restricted by those amounts.

Table 1: Summary of Incremental Funding Change for FY 2015-16	Total Funds	General Fund	Cash Funds ²	Reappropriated Funds	Federal Funds
Total Request¹	\$5,233,207	\$405,525	\$4,759,008	\$68,674	\$0
(2) Medical Services Premiums	\$3,694,205	\$0	\$3,625,531	\$68,674	\$0
(3) Behavioral Health Community Programs, Behavioral Health Fee-for-service Payments	\$251,317	\$251,317	\$0	\$0	\$0
(5) Children's Basic Health Plan Medical and Dental Costs	\$1,133,477	\$0	\$1,133,477	\$0	\$0
(6) Medicare Modernization Act State Contribution Payment	\$154,208	\$154,208	\$0	\$0	\$0

¹ Total request only includes fund sources with overexpenditures. Total overexpenditure by line does not match schedules submitted by the Department if underexpenditures occurred in other fund sources.

² There is sufficient revenue in these cash fund sources to pay for the overexpenditures. Total overexpenditure does not match schedules submitted by the Department if underexpenditures occurred in other cash fund sources. Please see Table 2 for the breakdown of overexpenditure by cash fund.

Table 2: FY 2015-16 Cash Fund Overexpenditures	Cash Fund Source	Cash Fund Over/(Under) Amount
Total Request		\$4,759,008
(2) Medical Services Premiums	Adult Dental Fund	(\$3,631,337)
(2) Medical Services Premiums	Breast and Cervical Cancer Treatment and Prevention Fund	\$105,237
(2) Medical Services Premiums	Colorado Autism Treatment Fund	(\$64,273)
(2) Medical Services Premiums	Hospital Provider Fee Cash Fund	\$1,758,407
(2) Medical Services Premiums	Medicaid Buy-in Cash Fund	(\$1,352,466)
(2) Medical Services Premiums	Nursing Facility Cash Fund	\$2,608,457
(2) Medical Services Premiums	Recoveries and Certified Public Expenditure	\$4,263,177
(2) Medical Services Premiums	Tobacco Tax Cash Fund	(\$61,671)
(5) Children's Basic Health Plan Medical and Dental Costs	Recoveries ¹	\$1,133,477
¹ Per guidance from the Office of the State Controller, the restriction on recoveries for the Children's Basic Health Plan Medical and Dental Costs line will be applied to recoveries in Medical Services Premiums, as there is currently no appropriation for recoveries in the Children's Basic Health Plan Medical and Dental Costs line.		

Proposed Solution:

The Department requests an increase of \$405,525 General Fund, \$4,759,008 cash funds, and \$68,674 reappropriated funds in FY 2015-16 so that the State Controller may lift the accompanying restrictions in FY 2016-17. The requested funding would resolve overexpenditures in its Medical Services Premiums Long Bill group, the Behavioral Health Community Programs Long Bill group, the Children's Basic Health Plan Medical and Dental Costs in the Indigent Care Program Long Bill group and the Medicare Modernization Act State Contribution Payment in the Other Medical Services Long Bill group for FY 2015-16, and remove the restrictions on FY 2016-17 funding.

Anticipated Outcomes:

Additional appropriations are required for the Department to continue providing services to Medicaid clients.

Assumptions and Calculations:

Actual expenditure data presented in this request is the most up-to-date as of submission. Additionally, the Department's overexpenditures in a fiscal year are allowed by 24-75-109(1), C.R.S. (2016) to continue funding Medicaid programs, and for the purpose of closing the state's books.

Supplemental, 1331 Supplemental or Budget Amendment Criteria:

This supplemental funding request is being made as a result of new information on the amount of funding that the Department overexpended by in FY 2015-16.