

Dental Health Care Program for Low-Income Seniors Annual Report

Fiscal Year 2023-2024

November 1, 2024

Submitted to: Joint Budget Committee
Senate Health and Human Services Committee
House Public and Behavioral Health and Human
Services Committee



COLORADO
Department of Health Care
Policy & Financing

Contents

Executive Summary	3
Introduction	3
Senior Dental Program Administration.....	4
A. Program Overview	4
B. Stakeholder Collaboration.....	4
Senior Dental Advisory Committee.....	4
Senior Dental Program Communication	5
C. Grantees	6
Grant Requirements	6
D. Aging Adult Population Served	6
Eligibility Requirements	6
E. Program Administration	7
Reimbursement	9
Grantee Annual Reporting	9
Appendices	12



Executive Summary

The Department of Health Care Policy & Financing (HCPF) prepares this report pursuant to section 25.5-3-405(2), C.R.S. This annual report concerning the operation and effectiveness of the Colorado Dental Health Care Program for Low-Income Seniors (Senior Dental Program), including an itemization of the HCPF’s administrative expenditures in administering the program and any recommendations, is delivered each November 1 to the Joint Budget Committee, the Senate Health and Human Services Committee, and the House Health and Human Services Committee of the Colorado General Assembly.

The Senior Dental Program provides grants throughout the state to Area Agencies on Aging, public health agencies, community health centers, private dental practices, and other community-based organizations. In Fiscal Year (FY) 2023-24, total payments equaled \$3,930,117. Grant funds were distributed as follows:

Provider Types	Amount Awarded	Percent of Total Funds
Area Agency on Aging	\$25,469	<1%
Community-Based Organizations/Foundations	\$869,455	22%
Federally Qualified Health Centers/Safety Net Clinics	\$1,952,608	50%
Health Districts/Local Public Health Agencies	\$219,695	6%
Private Dentists	\$477,300	12%
University of Colorado School of Dental Medicine	\$385,591	10%
Total	\$3,930,118	100%

In FY 2023-24, there were 27 Senior Dental Program grantees. In FY 2023-24, 4,621 Colorado seniors were served under the Senior Dental Program, a decrease of 85 from FY 2022-23.

Introduction

In 2014, the General Assembly created the Colorado Dental Health Care Program for Low-Income Seniors (Senior Dental Program) through Senate Bill (SB)14-180 to promote the health and welfare of low-income seniors. The legislation consolidated

services provided by the Colorado Department of Public Health & Environment (CDPHE) through the Colorado Dental Care Act of 1977 with other dental services for low-income seniors. It also gave the Department of Health Care Policy & Financing (HCPF) the authority to administer the new Senior Dental Program, which resides in Section 25.5-4-402, C.R.S., and provides low-income seniors access to patient-centered dental care. The following segment of the SB14-180 legislative declaration illustrates the program’s purpose:

(b) By relocating and reorganizing the “Colorado Dental Care Act of 1977”, which provided dental services to certain eligible seniors, the state department can align those dental health care services with adult dental benefits provided through other dental health care programs for seniors and thereby target the resources effectively to low-income seniors who may not qualify for those programs.

Senior Dental Program Administration

A. Program Overview

During FY 2014-15, CDPHE and HCPF transitioned the Colorado Dental Care Act of 1977 to the Senior Dental Program at HCPF. This transition consisted of defining grant criteria, establishing program rules, and awarding grant monies to qualified grantees. Grants for the Senior Dental Program were issued by HCPF on July 1, 2015, and qualified seniors started receiving dental services on that date. The Senior Dental Program rules were first established on Jan. 9, 2015, and are located at 10 CCR 2505-10, Section 8.960 and on HCPF’s website at CO.gov/HCPF/colorado-dental-health-care-program-low-income-seniors-0.

B. Stakeholder Collaboration

Senior Dental Advisory Committee

Through enabling legislation, the General Assembly recognized the importance of continuing stakeholder participation in the Senior Dental Program and established the Senior Dental Advisory Committee (DAC). The DAC is comprised of 11 members appointed by HCPF’s executive director and consists of the following:

1. One member representing HCPF;

2. One dentist in private practice providing dental care to the senior population who represents a statewide organization of dentists;
3. One dental hygienist providing dental care to seniors;
4. One representative of either an agency that coordinates services for low-income seniors or the office in the Department of Human Services responsible for overseeing services to aging adults;
5. One representative of an organization of Colorado community health centers, as defined in the federal “Public Health Service Act”, 42 U.S.C. sec. 254b;
6. One representative of an organization of safety-net health providers that are not community health centers;
7. One representative of the University of Colorado, School of Dental Medicine;
8. Two consumer advocates;
9. One senior who is eligible for services under the program; and
10. One representative of a foundation with experience in making dental care grants.

The DAC not only serves as a forum where HCPF and the stakeholder community can discuss the Senior Dental Program, but it also makes recommendations to the Medical Services Board concerning the program’s rules.

In FY 2023-24, the DAC recommended two new procedures be added to the program’s fee schedule - D5225, maxillary partial denture-flexible base and D5226, mandibular partial denture-flexible base. These procedures went into effect July 1, 2023, for FY 2023-24.

The DAC, created in section 25.5-3-406, C.R.S., was scheduled to repeal on September 1, 2024. Pursuant to section 2-3-1203, C.R.S., the Department of Regulatory Agencies completed a review of the DAC, and the findings were submitted to the General Assembly. House Bill 24-1256 was created that continued the DAC and is scheduled to repeal on September 1, 2029. The Dental Advisory Committee’s website is located at: <https://www.colorado.gov/hcpf/senior-dental-advisory-committee>.

Senior Dental Program Communication

HCPF publishes a quarterly newsletter that provides Senior Dental Program grantees and stakeholders with updates on program policies and other HCPF news. HCPF also creates fact sheets to provide potential clients of the Senior Dental Program with



program eligibility guidelines. The quarterly newsletter and fact sheets are also published on HCPF's website at CO.gov/HCPF/colorado-dental-health-care-program-low-income-seniors-0.

C. Grantees

Grant Requirements

Grantees were required to submit a “Request for Grant Proposals” application. Preference was given to grant proposals that clearly demonstrated the applicant’s ability to outreach and identify the eligible older adult populations and to collaborate with community-based organizations. Preference was also given to grant proposals that demonstrated an ability to serve a greater number of the eligible older population, or that would serve the eligible older population in rural or underserved areas.

The Senior Dental Program allows participation from any interested provider that can provide or arrange for the provision of comprehensive dental and oral care services and may include, but is not limited to:

- An Area Agency on Aging (AAA), as defined in Section 26-11-203, C.R.S.;
- A community-based organization (CBO) or foundation;
- A Federally Qualified Health Center (FQHC), safety-net clinic (SNC), or health district;
- A local public health agency;
- A private dental practice;
- University of Colorado, School of Dental Medicine (UCSDM).

D. Aging Adult Population Served

Eligibility Requirements

Qualified grantees administer enrollment into the Senior Dental Program developed by HCPF and the DAC. During the 2021 Legislative Session, Senate Bill 21-199 removed the lawful presence criteria for all state programs, effective July 1, 2022. Clients must meet the following eligibility criteria for the Senior Dental Program:

- Age 60 or over;
- Not eligible for services under any other dental health care program, such as Health First Colorado or the Old Age Pension Health and Medical Care Program;
- Not have a dental supplemental if enrolled in a Medicare Advantage Plan;
- Not enrolled in private dental insurance; and

- At or below 250% of the current federal poverty guidelines.

Grantee Participation

A total of 27 qualified grantees participated in the Senior Dental Program in FY 2023-24. Some of the grantees have multiple sites. A list of all current Senior Dental Program grantees can be found on HCPF's website at <https://hcpf.colorado.gov/grantee-appointment-information-county>.

E. Program Administration

The enabling legislation designed the Senior Dental Program to be administered at the local level by allowing up to 7% of each grantee's funds to be used for their administrative costs. It is the responsibility of each grantee to determine an older adult's eligibility for services, including age, income, and lack of dental coverage. The 7% administrative cost allowance helps cover the grantees' costs of performing these activities.

HCPF was appropriated one regular full-time equivalent (FTE) position for the administration of the Senior Dental Program. For FY 2023-24, HCPF administrative expenditures were \$82,575, approximately 2.1% of total program funds. Current law also requires HCPF to reimburse grantees on a per procedure basis, with grantee payments and program participant co-pays set at the procedure level. To meet the requirements and administer the program efficiently, HCPF modeled its invoice on the American Dental Association (ADA) Dental Claim Form. HCPF receives and authorizes payments for invoices monthly.

To ensure program funds are spent as intended, HCPF performs desk audits on randomly selected files to identify and prevent double billing, confirm each older adult's eligibility for the Senior Dental Program, verify e Medicare was billed prior to billing the program, and ensure the older adult was not charged more than the maximum co-pay.

HB 19-1326 directed HCPF to evaluate the operation and effectiveness of the program, and make recommendations about the most effective ways to administer the program. Currently, the Senior Dental Program has no prior authorization process, meaning program participants could receive time-limited or duplicate services from multiple grantees, resulting in take back of funds from grantees upon later review. A database to assist with claims, including patient, provider, and procedure information, would provide grantees with information about duplicative services. The administration of this program would be more effective with the use of modern claims and management tools. HCPF will modernize the program's claims processing and benefit management as possible within available resources and as additional resources become available.

F. Reporting Requirements

To meet its fiduciary responsibility, HCPF requires grantees that participate in the Senior Dental Program to submit monthly invoices to the Senior Dental Grant Program Administrator. The invoice includes:

- Client's name;
- Gender;
- Date of birth;
- Client's zip code;
- Whether the older adult is enrolled in a Medicare Advantage Plan (MAP);
- Date dental services received;
- Treating provider;
- Treating provider's zip code;
- Procedure code;
- Tooth number(s);
- Tooth surface(s);
- Quadrant(s);
- Patient co-pay amount;
- Amount charged to program if less than the maximum program fee; and
- Administration cost, not to exceed 7%.

Senior Dental Program Compliance Audit

In accordance with the Senior Dental Program contract, HCPF may request random audits at any time and can be requested up to four (4) times per year.

The grantee is notified of the client files to be audited and has thirty (30) calendar days to submit the requested files.

Grantee files are assessed to ensure they meet the following criteria:

- Documentation of client eligibility, including income, proof of age, and if the client is part of a Medicare Advantage Plan (MAP);
- Documentation that the dental services provided match the grantee billing records;
- Documentation that MAPs were billed prior to the Senior Dental Program being billed; and
- Documentation that the client was not charged more than the maximum program co-pay.

If found to be out of compliance, the grantee receives a review summary which indicates what compliance issues were found along with a Corrective Action Plan (CAP) form. The grantee is required to fill out the CAP form indicating what internal controls will be implemented to ensure the compliance issues are resolved. Failure to submit requested audit files or CAP to HCPF by the deadline date may result in HCPF

terminating the grantee's contract. If the Client is shown not to qualify for the program, the grantee must pay back the amount billed to HCPF. In the future, HCPF may conduct on-site audits to ensure all files are complete and accurate.

Reimbursement

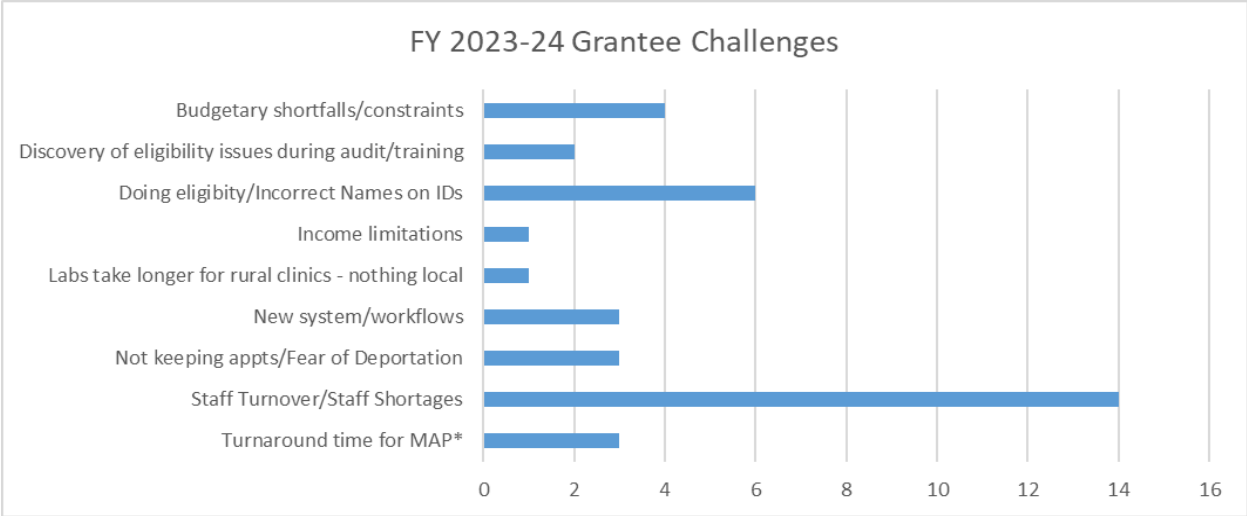
In the FY 2023-24 Long Bill (SB 23-214), the Colorado General Assembly appropriated \$3,962,510 to HCPF for the Senior Dental Program. When funds are recovered from grantees due to audit findings, those funds are also available to fund services under the Senior Dental Program up to \$27,848. In FY 2023-24, recovered funds totaled \$2,182.44.

Grantee Annual Reporting

Senior Dental Program grantees are required to submit an annual report by September 1 each year that includes patient data, internal accomplishments and challenges, reasons why grant funds were over or under spent, and any other questions HCPF deems necessary to provide key information or data about the program.

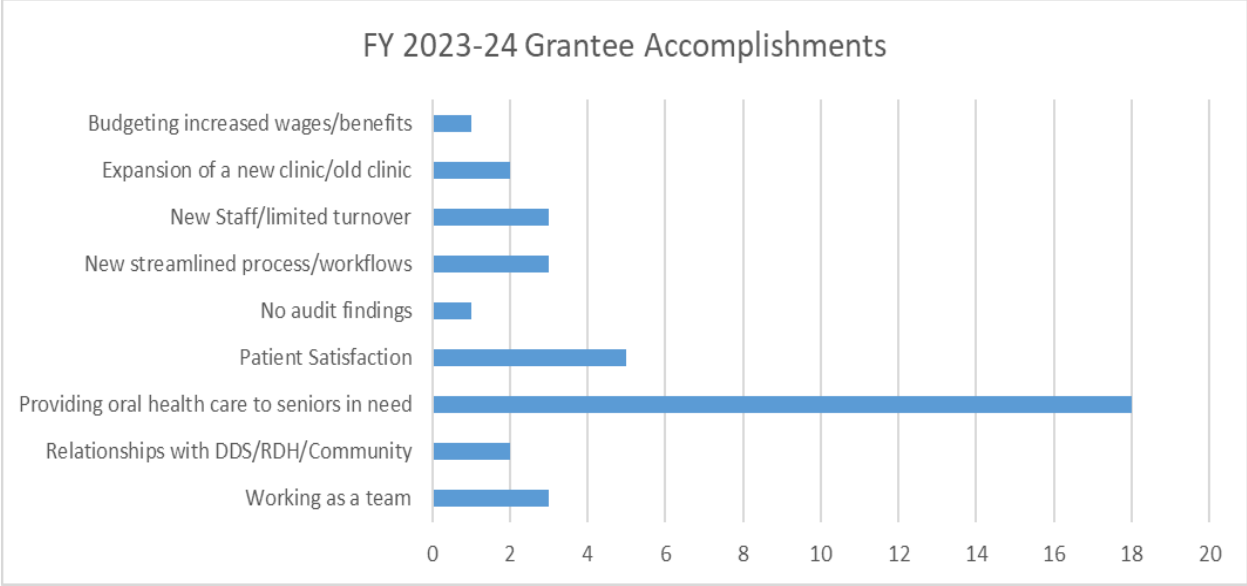
In FY 2023-24, some grantees were not able to expend all their awarded funding, generally due to staffing issues and the clients not keeping appointments. It was found that some clients in rural areas were not able to keep appointments due to their lack of transportation. HCPF redirects such unused funds to other grantees who expend their full award and have older adults awaiting services. It was found that the grantees that were able to utilize more of the funds were due to the removal of lawful presence and more patient demand. This way, all funds appropriated are expended each year to serve as many of the 60 and over population in need of dental care as possible. Other challenges and accomplishments reported by grantees are shown in the charts below.

At the beginning of FY 2023-24, there were no older patients on waitlists. At the end of FY 2023-24, there were 60 older patients on a waitlist for FY 2024-25 with a total of \$50,000 needed to fund services for those patients. This waitlist was largely due to the difficulties in scheduling appointments for these older patients to complete their treatment plans before the end of the program year. Some of the issues cited included patient transportation issues, budgetary shortfalls, new systems, staff turnover and being short staffed.



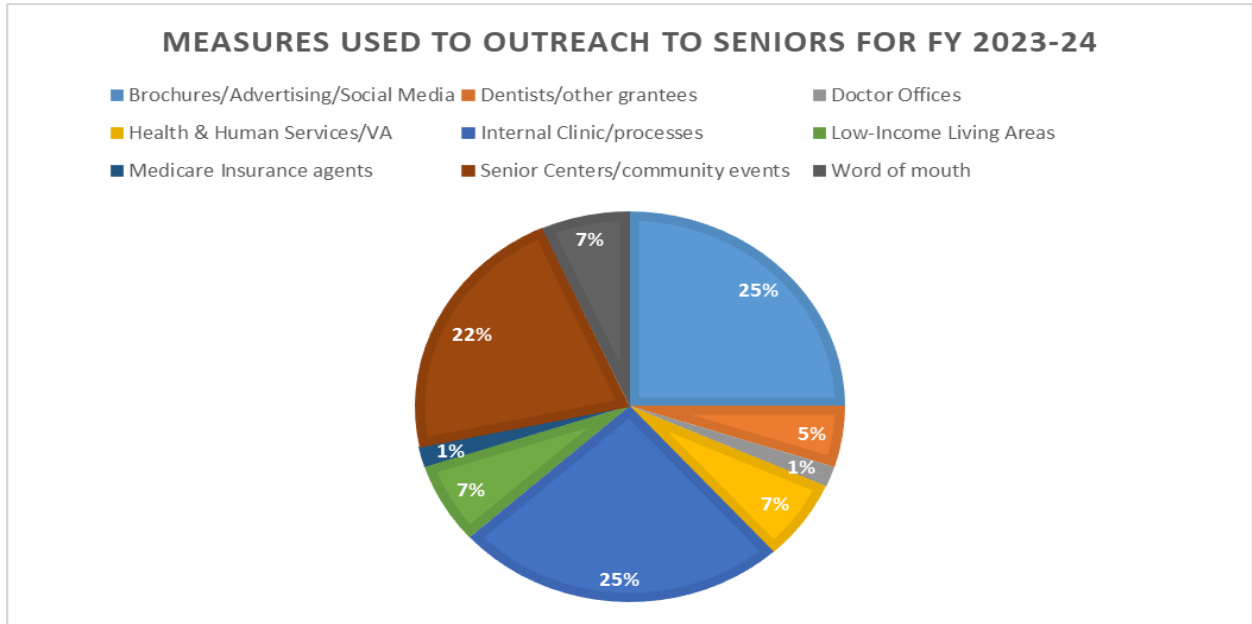
*Medicare Advantage Plans

The accomplishments of these grantees ranged from increasing the number of the older population seen, patient satisfaction, streamlined processes, and others. Below is a chart that represents the accomplishments:



Grantees must identify and outreach targeted eligible persons 60 years and older in their area to take part in the Senior Dental Program. The Senior Dental Program grantees collaborate with numerous organizations which include, but are not limited to: community centers, contracted dentists, hospitals, Area Agency on Aging, and senior housing. The grantees attend community events, develop flyers, promote to current medical patients, do marketing over social media, and many other avenues are used. Below is a chart that represents the measures used to outreach to older

adults:



Appendices

During FY 2023-24, 4,621 unduplicated Colorado aging adults received services through the Senior Dental Program.

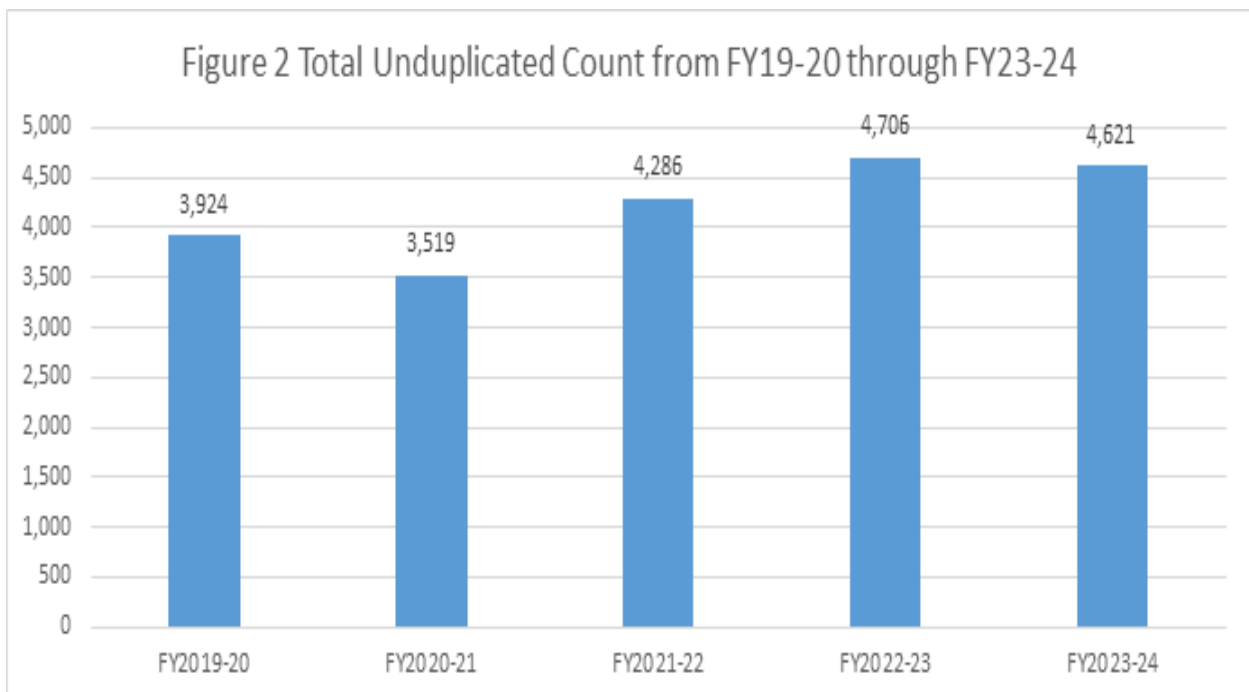
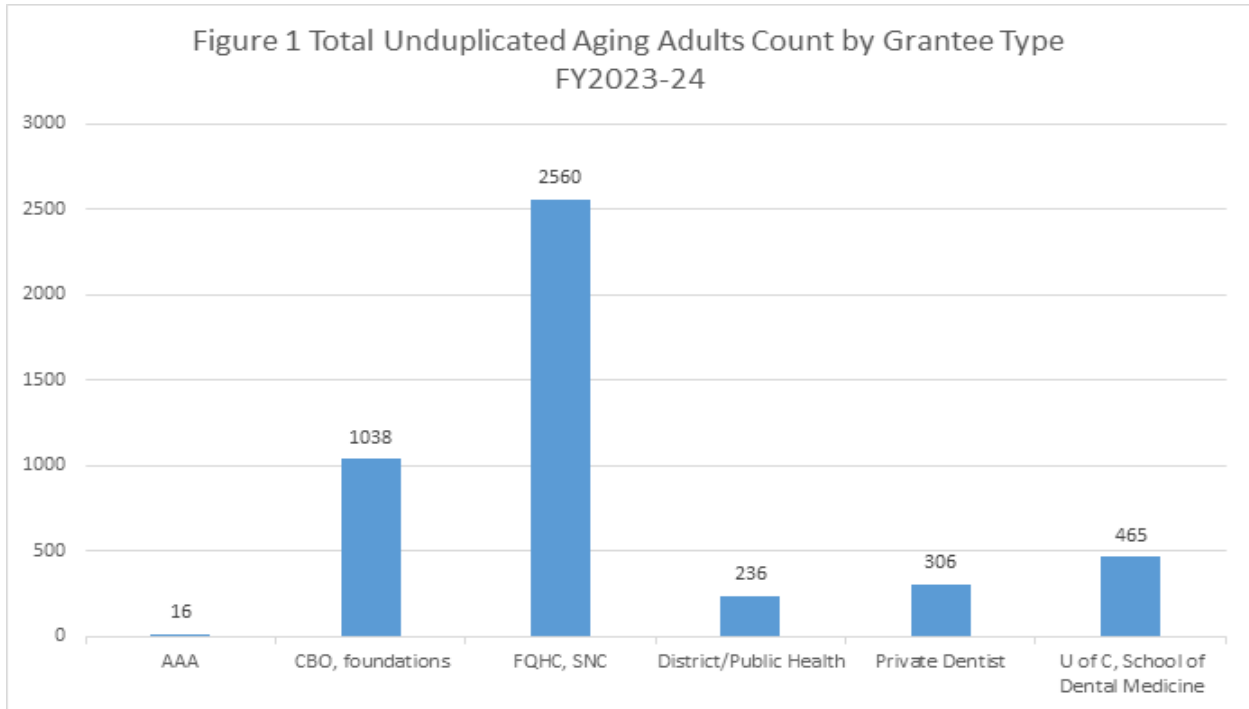


Table 1 FY 2023-24 Total Unduplicated Aging Adult Count by County^[1]

County	Aging Adults	County	Aging Adults	County	Aging Adults	County	Aging Adults
Adams	600	Denver	552	Kit Carson	42	Phillips	1
Alamosa	28	Dolores	0	La Plata	17	Pitkin	0
Arapahoe	129	Douglas	3	Lake	37	Prowers	0
Archuleta	1	Eagle	10	Larimer	449	Pueblo	604
Baca	0	El Paso	641	Las Animas	13	Rio Blanco	0
Bent	12	Elbert	0	Lincoln	27	Rio Grande	30
Boulder	52	Fremont	16	Logan	34	Routt	38
Broomfield	0	Garfield	1	Mesa	148	Saguache	2
Chaffee	23	Gilpin	0	Mineral	0	San Juan	0
Cheyenne	0	Grand	4	Moffat	47	San Miguel	85
Clear Creek	0	Gunnison	3	Montezuma	3	Sedgwick	0
Conejos	11	Hinsdale	0	Montrose	275	Summit	83
Costilla	6	Huerfano	0	Morgan	19	Teller	44
Crowley	0	Jackson	0	Otero	2	Washington	3
Custer	0	Jefferson	250	Ouray	1	Weld	130
Delta	132	Kiowa	0	Park	12	Yuma	1
						Total	4,621

[1] Total unduplicated senior count by county will be higher than total unduplicated senior count due to clients moving to different counties.



Table 2 FY 2023-24 Senior Dental Program Grantees Sites by County

County	AAA	CBO	FQHC/SNC	Dist/Pub Health	Private Dentist	UCSDM	Total
Adams	0	7	5	0	0	1	13
Alamosa	0	0	1	0	0	0	1
Arapahoe	0	3	4	0	3	0	10
Archuleta	0	1	0	0	0	0	1
Baca	0	0	0	0	0	0	0
Bent	0	0	1	0	0	0	1
Boulder	0	0	1	0	1	0	2
Broomfield	0	0	0	0	0	0	0
Chaffee	0	0	1	1	0	0	2
Cheyenne	0	0	0	0	0	0	0
Clear Creek	0	0	0	0	0	0	0
Conejos	0	0	1	0	0	0	1
Costilla	0	0	2	0	0	0	2
Crowley	0	0	0	0	0	0	0
Custer	0	0	0	0	0	0	0
Delta	0	0	1	0	0	0	1
Denver	0	10	1	0	1	0	12
Dolores	0	0	0	0	0	0	0
Douglas	0	1	0	0	0	0	1
Eagle	2	1	0	0	1	0	4
El Paso	0	1	5	0	0	0	6
Elbert	0	0	0	0	0	0	0
Fremont	0	0	1	0	0	0	1
Garfield	0	0	1	0	0	0	1
Gilpin	0	0	0	0	0	0	0
Grand	2	0	0	0	0	0	2
Gunnison	0	0	1	1	0	0	2
Hinsdale	0	0	0	0	0	0	0
Huerfano	0	0	0	0	0	0	0
Jackson	0	0	0	0	0	0	0



County	AAA	CBO	FQHC/SNC	Dist/Pub Health	Private Dentist	UCSDM	Total
Jefferson	0	12	1	0	5	0	18
Kiowa	0	0	0	0	0	0	0
Kit Carson	0	0	1	2	0	0	3
La Plata	0	1	0	0	0	0	1
Lake	0	0	1	0	0	0	1
Larimer	2	1	5	6	0	0	14
Las Animas	0	0	1	0	0	0	1
Lincoln	0	1	1	0	0	0	2
Logan	0	0	1	0	0	0	1
Mesa	0	2	4	0	0	0	6
Mineral	0	0	0	0	0	0	0
Moffat	0	0	1	0	0	0	1
Montezuma	0	1	0	0	0	0	1
Montrose	0	1	4	0	0	0	5
Morgan	1	0	1	0	0	0	2
Otero	0	0	1	0	0	0	1
Ouray	0	0	1	0	0	0	1
Park	0	0	1	0	0	0	1
Phillips	0	0	1	0	0	0	1
Pitkin	0	0	0	0	0	0	0
Prowers	0	0	0	0	0	0	0
Pueblo	0	2	5	0	0	0	7
Rio Blanco	0	0	0	0	0	0	0
Rio Grande	0	0	4	0	0	0	4
Routt	0	0	2	0	0	0	2
Saguache	0	0	1	0	0	0	1
San Juan	0	0	0	0	0	0	0
San Miguel	0	0	1	0	0	0	1
Sedgwick	0	0	0	0	0	0	0
Summit	1	1	1	0	0	0	3
Teller	0	0	1	0	0	0	1



County	AAA	CBO	FQHC/SNC	Dist/Pub Health	Private Dentist	UCSDM	Total
Washington	1	0	0	0	0	0	1
Weld	0	0	8	0	0	0	8
Yuma	1	0	0	0	0	0	1
Totals	10	46	74	10	11	1	152

Table 3 FY 2022-23 Senior Dental Program Qualified Grantees

Senior Dental Program Grantees	Grantee Type	City
Benefits in Action	CBO/Foundation	Lakewood
Colorado Coalition for the Homeless	FQHC/Safety Net	Denver
Colorado Gerontological Society	CBO/Foundation	Denver
Comfort Dental Colorado and Yale	Private Dentist	Denver
Community Dental Health NPO	CBO/Foundation	Colorado Springs
Cozy Dental	Private Dentist	Aurora
Freiberg Family Dentistry	Private Dentist	Lakewood
Gunnison County Department of Health and Human Services	District/Pub Health	Gunnison
Health District of Northern Larimer County	District/Pub Health	Fort Collins
Inner City Health Center	FQHC/Safety Net	Denver
Kit Carson County Department of Public Health and Environment	District/Pub Health	Burlington
Marillac Health	FQHC/Safety Net	Grand Junction
Metro Community Provider Network, Inc.	FQHC/Safety Net	Denver
Northeastern Colorado Area Agency on Aging	AAA	Fort Morgan
Northwest Colorado Council of Governments-Vintage	AAA	Silverthorne
Northwest Colorado Health	FQHC/Safety Net	Steamboat Springs
Peak Vista Community Health Centers, Inc.	FQHC/Safety Net	Colorado Springs
Pueblo Community Health Center, Inc.	FQHC/Safety Net	Pueblo
Red Rocks Family Dentistry	Private Dentist	Littleton
River Valley Family Health Centers	FQHC/Safety Net	Olathe



Senior Dental Program Grantees	Grantee Type	City
Salud Family Health, Inc.	FQHC/Safety Net	Fort Lupton
Summit Community Care Clinic, Inc.	FQHC/Safety Net	Frisco
Sunrise Community Health	FQHC/Safety Net	Evans
The PIC Place	FQHC/Safety Net	Montrose
Uncompahgre Medical Center	FQHC/Safety Net	Norwood
University of Colorado, School of Dental Medicine	Dental School	Aurora
Valley-Wide Health Systems, Inc.	FQHC/Safety Net	Alamosa



Table 4 FY 2023-24 Senior Dental Program Payments

Provider Types	Dental Procedures	7% Administration	Total
AAA	\$23,803	\$1,666	\$25,469
CBO or foundation	\$812,575	\$56,880	\$869,455
FQHC or SNC	\$1,824,867	\$127,741	\$1,952,608
Local public health agency or health district	\$205,322	\$14,373	\$219,695
Private dentists	\$447,870	\$29,430	\$477,300
U of C, School of Dental Medicine	\$360,365	\$25,226	\$385,591
Total	\$3,674,802	\$255,316	\$3,930,118

Table 5 Senior Dental Program Grantee Payment Detail for FY 2023-24

Grantees	Grant Amount	Payment for Procedure	Admin. Payment (limited to 7%)	Total Program Payment	Co-Pay	Total Paid
Benefits in Action	\$2,702	\$2,525	\$177	\$2,702	\$0	\$2,702
Colorado Coalition for the Homeless	\$155,632	\$145,451	\$10,182	\$155,632	\$0	\$155,632
Colorado Gerontological Society	\$307,027	\$286,941	\$20,086	\$307,027	\$0	\$307,027
Comfort Dental Colorado and Yale	\$215,684	\$203,370	\$12,315	\$215,684	\$0	\$215,684
Community Dental Health NPO	\$559,726	\$523,109	\$36,618	\$559,726	\$24,790	\$584,516
Cozy Dental	\$17,399	\$16,261	\$1,138	\$17,399	\$0	\$17,399
Freiberg Family Dentistry	\$63,746	\$59,575	\$4,170	\$63,746	\$0	\$63,746
Gunnison County Department of Health and Human Services	\$1,495	\$1,397	\$98	\$1,495	\$0	\$1,495
Health District of Northern Larimer County	\$179,965	\$168,192	\$11,773	\$179,965	\$7,690	\$187,655
Inner City Health Center	\$151,726	\$141,800	\$9,926	\$151,726	\$7,615	\$159,341
Kit Carson County Department of Public Health and Environment	\$38,235	\$35,733	\$2,501	\$38,235	\$2,005	\$40,240
Marillac Health	\$173,760	\$162,393	\$11,368	\$173,760	\$10,550	\$184,310



Grantees	Grant Amount	Payment for Procedure	Admin. Payment (limited to 7%)	Total Program Payment	Co-Pay	Total Paid
Metro Community Provider Network, Inc.	\$96,279	\$89,981	\$6,299	\$96,279	\$0	\$96,279
Northeastern Colorado Area Agency on Aging	\$11,393	\$10,647	\$745	\$11,393	\$810	\$12,203
Northwest Colorado Council of Governments-Vintage	\$14,076	\$13,155	\$921	\$14,076	\$820	\$14,896
Northwest Colorado Health	\$48,058	\$44,914	\$3,144	\$48,058	\$2,340	\$50,398
Peak Vista Community Health Centers, Inc.	\$191,467	\$178,941	\$12,526	\$191,467	\$11,725	\$203,192
Pueblo Community Health Center, Inc.	\$130,378	\$121,848	\$8,529	\$130,378	\$5,256	\$135,634
Red Rocks Family Dentistry	\$180,471	\$168,664	\$11,807	\$180,471	\$0	\$180,471
River Valley Family Health Center	\$161,143	\$150,600	\$10,542	\$161,143	\$0	\$161,143
Salud Family Health, Inc.	\$270,464	\$252,770	\$17,694	\$270,464	\$12,915	\$283,379
Summit Community Care Clinic, Inc.	\$94,646	\$88,454	\$6,192	\$94,646	\$4,785	\$99,431
Sunrise Community Health	\$182,442	\$170,506	\$11,935	\$182,442	\$9,080	\$191,522
The PIC Place	\$83,608	\$78,138	\$5,470	\$83,608	\$0	\$83,608
Uncompahgre Medical Center	\$39,637	\$37,044	\$2,593	\$39,637	\$1,225	\$40,862
University of Colorado, School of Dental Medicine	\$385,591	\$360,365	\$25,226	\$385,591	\$0	\$385,591
Valley-Wide Health Systems, Inc.	\$173,369	\$162,027	\$11,342	\$173,369	\$11,095	\$184,464
Total	\$3,930,117	\$3,674,802	\$255,315	\$3,930,117	\$112,701	\$4,042,818



Table 6 Procedures Performed by Grantee Type for FY 2023-24

Grantees	Emerg Gen Srvs	Diagnostic	Endodontic	Periodontic	Preventive	Oral & Maxillofacial Surgery	Prosthodontic	Restorative	TOTAL
AAA	0	20	0	66	5	7	6	22	126
CBO or foundation	36	2,776	31	880	593	1,712	311	859	7,198
FQHC or SNC	49	5,262	44	1,810	1,597	1,935	804	2,241	13,742
Local public health agency or health district	2	636	5	109	235	218	67	296	1,568
Private dentists	15	734	43	291	280	377	133	689	2,562
U of C, School of Dental Medicine	34	489	11	630	541	251	168	619	2,743
Total	136	9,917	134	3,786	3,251	4,500	1,489	4,726	27,939



Figure 3 Total Co-Pays Received for FY 2023-24

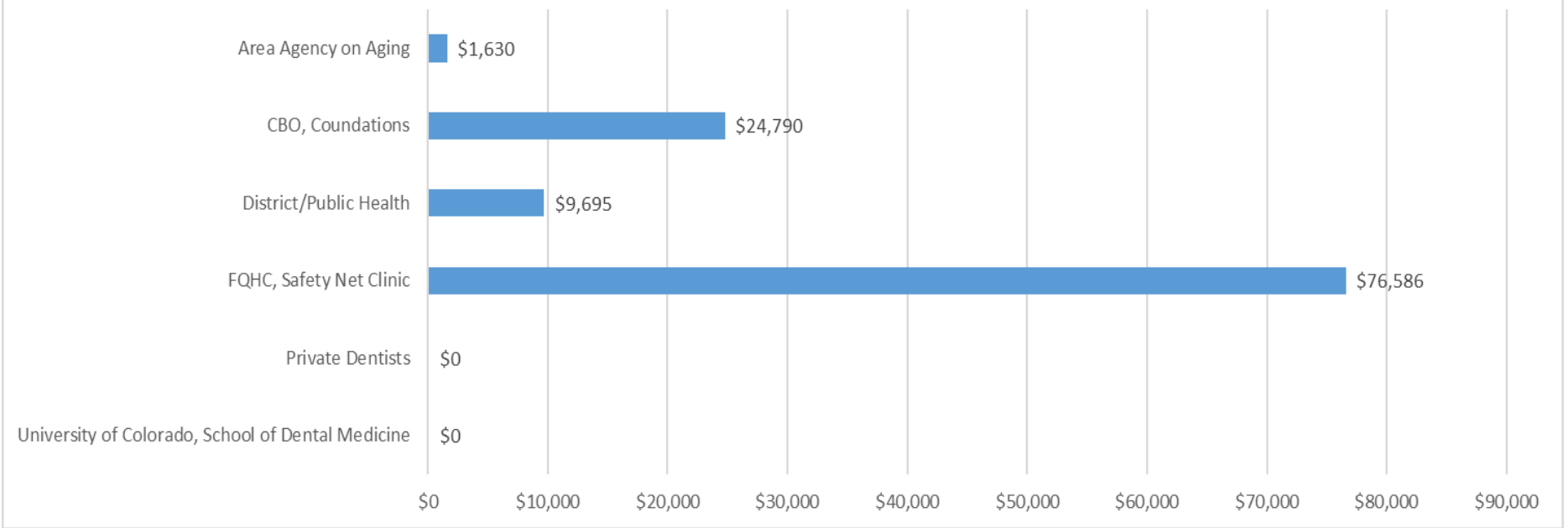


Table 7 Procedures Performed by Grantees in FY 2023-24

Grantee	Emerg Gen Srvs	Diagnostic	Endodontic	Periodontic	Preventive	Oral & Maxillofacial Surgery	Prosthodontic, Removable Dentures	Restorative	TOTAL
Benefits in Action	0	3	0	0	1	1	2	5	12
Colorado Coalition for the Homeless	0	500	5	231	80	62	85	132	1,095
Colorado Gerontological Society	33	158	13	402	90	17	123	318	1,159
Comfort Dental Colorado and Yale	0	182	35	176	52	102	38	315	900
Community Dental Health NPO	3	2,615	18	478	502	1,694	181	536	6,027
Cozy Dental	0	75	3	2	8	29	6	22	145
Freiberg Family Dentistry	10	77	0	59	55	48	21	75	345
Gunnison County Depart of Health & Human Services	0	8	0	5	0	1	0	1	15



Grantee	Emerg Gen Srvs	Diagnostic	Endodontic	Periodontic	Preventive	Oral & Maxillofacial Surgery	Prosthetic, Removable Dentures	Restorative	TOTAL
Health District of Northern Larimer County	2	533	3	85	216	180	58	235	1,312
Inner City Health Center	0	436	0	170	218	142	49	113	1,128
Kit Carson County of Public Health and Environment	0	95	2	19	19	37	9	60	241
Marillac Health	1	412	8	153	149	343	76	248	1,390
Metro Community Provider Network	4	405	2	91	103	45	27	110	787
Northeastern Colorado Area Agency on Aging	0	12	0	37	3	2	3	6	63
Northwest Colorado Council of Governments-Vintage	0	8	0	29	2	5	3	16	63



Grantee	Emerg Gen Srvs	Diagnostic	Endodontic	Periodontic	Preventive	Oral & Maxillofacial Surgery	Prosthetic, Removable Dentures	Restorative	TOTAL
Northwest Colorado Health	0	161	0	18	23	53	18	64	337
Peak Vista Community Health Centers	0	220	2	82	160	213	116	180	973
Pueblo Community Health Center	32	328	4	160	52	39	72	116	803
Red Rocks Family Dentistry	5	400	5	54	1658	198	68	277	1,172
River Valley Family Health Centers	2	338	7	190	115	140	79	219	1,081
Salud Family Health, Inc.	0	1,021	8	205	285	461	99	278	2,357
Summit Community Care Clinic, Inc.	0	325	2	49	92	188	16	159	831
Sunrise Community Health	0	572	0	210	133	85	91	233	1,324



Grantee	Emerg Gen Srvs	Diagnostic	Endodontic	Periodontic	Preventive	Oral & Maxillofacial Surgery	Prosthodontic, Removable Dentures	Restorative	TOTAL
The PIC Place	10	188	4	53	61	83	15	120	534
Uncompahgre Combined Clinics	0	147	1	12	50	57	1	72	340
University of Colorado, School of Dental Medicine	34	489	11	630	541	251	168	619	2,743
Valley-Wide Health Systems, Inc.	0	209	1	186	76	24	69	197	762
TOTAL	136	9,917	134	3,786	3,251	4,500	1,489	4,726	27,939

Table 8 Dental Visits by County by Grantee Type for FY 2023-24^[1]

County	AAA	CBO, Foundations	FQHC, SNC	District/Public Health	Private Dentist	U of C, School of Dental Medicine	Total
Adams	0	218	744	0	0	2,743	3,705
Alamosa	0	0	183	0	0	0	183

County	AAA	CBO, Foundations	FQHC, SNC	District/Public Health	Private Dentist	U of C, School of Dental Medicine	Total
Arapahoe	0	131	516	0	147	0	794
Archuleta	0	2	0	0	0	0	2
Baca	0	0	0	0	0	0	0
Bent	0	0	93	0	0	0	93
Boulder	0	0	356	0	4	0	360
Broomfield	0	0	0	0	0	0	0
Chaffee	0	0	101	11	0	0	112
Cheyenne	0	0	0	0	0	0	0
Clear Creek	0	0	0	0	0	0	0
Conejos	0	0	72	0	0	0	72
Costilla	0	0	54	0	0	0	54
Crowley	0	0	0	0	0	0	0
Custer	0	0	0	0	0	0	0
Delta	0	0	614	0	0	0	614



County	AAA	CBO, Foundations	FQHC, SNC	District/Public Health	Private Dentist	U of C, School of Dental Medicine	Total
Denver	0	1,253	1,091	0	857	0	3,201
Dolores	0	0	0	0	0	0	0
Douglas	0	10	0	0	0	0	10
Eagle	22	99	0	0	21	0	142
El Paso	0	3,005	631	0	0	0	3,636
Elbert	0	0	0	0	0	0	0
Fremont	0	0	87	0	0	0	87
Garfield	0	0	2	0	0	0	2
Gilpin	0	0	0	0	0	0	0
Grand	16	0	0	0	0	0	16
Gunnison	0	0	2	4	0	0	6
Hinsdale	0	0	0	0	0	0	0
Huerfano	0	0	0	0	0	0	0
Jackson	0	0	0	0	0	0	0



County	AAA	CBO, Foundations	FQHC, SNC	District/Public Health	Private Dentist	U of C, School of Dental Medicine	Total
Jefferson	0	251	270	0	1,531	0	2,052
Kiowa	0	0	0	0	0	0	0
Kit Carson	0	0	27	241	0	0	268
La Plata	0	123	0	0	0	0	123
Lake	0	0	292	0	0	0	292
Larimer	7	36	1,532	1,312	0	0	2,887
Las Animas	0	0	65	0	0	0	65
Lincoln	0	6	124	0	0	0	130
Logan	0	0	326	0	0	0	326
Mesa	0	42	961	0	0	0	1,003
Mineral	0	0	0	0	0	0	0
Moffat	0	0	148	0	0	0	148
Montezuma	0	48	0	0	0	0	48
Montrose	0	3	1,437	0	0	0	1,440



County	AAA	CBO, Foundations	FQHC, SNC	District/Public Health	Private Dentist	U of C, School of Dental Medicine	Total
Morgan	39	0	132	0	0	0	171
Otero	0	0	6	0	0	0	6
Ouray	0	0	4	0	0	0	4
Park	0	0	34	0	0	0	34
Phillips	0	0	2	0	0	0	2
Pitkin	0	0	0	0	0	0	0
Prowers	0	0	0	0	0	0	0
Pueblo	0	3,058	803	0	0	0	3,861
Rio Blanco	0	0	0	0	0	0	0
Rio Grande	0	0	166	0	0	0	166
Routt	0	0	184	0	0	0	184
Saguache	0	0	2	0	0	0	2
San Juan	0	0	0	0	0	0	0
San Miguel	0	0	334	0	0	0	334



County	AAA	CBO, Foundations	FQHC, SNC	District/Public Health	Private Dentist	U of C, School of Dental Medicine	Total
Sedgwick	0	0	0	0	0	0	0
Summit	18	27	505	0	0	0	550
Teller	0	0	162	0	0	0	162
Washington	6	0	0	0	0	0	6
Weld	0	0	549	0	0	0	549
Yuma	18	0	0	0	0	0	18
Totals	126	8,312	12,611	1,568	2,560	2,743	27,920

[1] Utilization by County is the sum of visits reported on monthly invoices

Table 9 Older Population Enrolled in the Program by County for FY 2023-24

County	Aging Adults	County	Aging Adults	County	Aging Adults	County	Aging Adults
Adams	289	Denver	477	Kit Carson	40	Phillips	3
Alamosa	15	Dolores	0	La Plata	11	Pitkin	0
Arapahoe	342	Douglas	59	Lake	33	Prowers	1
Archuleta	7	Eagle	15	Larimer	438	Pueblo	471
Baca	1	El Paso	637	Las Animas	17	Rio Blanco	2
Bent	13	Elbert	6	Lincoln	17	Rio Grande	31
Boulder	60	Fremont	46	Logan	34	Routt	46
Broomfield	6	Garfield	5	Mesa	134	Saguache	5
Chaffee	32	Gilpin	3	Mineral	0	San Juan	0
Cheyenne	3	Grand	13	Moffat	23	San Miguel	44
Clear Creek	2	Gunnison	8	Montezuma	4	Sedgwick	0
Conejos	12	Hinsdale	0	Montrose	300	Summit	64
Costilla	16	Huerfano	15	Morgan	23	Teller	52
Crowley	14	Jackson	4	Otero	77	Washington	3

Custer	9	Jefferson	246	Ouray	13	Weld	196
Delta	131	Kiowa	0	Park	18	Yuma	2
						Total	4,588