



COLORADO
Department of Health Care
Policy & Financing

1570 Grant Street
Denver, CO 80203

November 1, 2022

The Honorable Julie McCluskie, Chair
Joint Budget Committee
200 East 14th Avenue, Third Floor
Denver, CO 80203

Dear Representative McCluskie:

Enclosed please find the Department of Health Care Policy and Financing's report concerning the Dental Health Care Program for Low-Income Seniors.

Section 25.5-3-405 (2), C.R.S., requires the Department of Health Care Policy and Financing to submit a report to the joint budget committee of the general assembly and to the health and human services committee of the senate and the public health care and human services committee of the house of representatives, or any successor committees, on the operation and effectiveness of the program, including an itemization of the department's administrative expenditures in implementing and administering the program and any recommendations for legislative changes to the program.

Total payments paid in FY 2021-22 by the Colorado Dental Health Care Program for Low-Income Seniors was \$3,989,494. Twenty-seven qualified grantees provided 4,286 seniors with dental care with a total of 25,609 individual dental services.

If you require further information or have additional questions, please contact the Department's Legislative Liaison, Jo Donlin, at Jo.Donlin@state.co.us or 720-610-7795.

Sincerely,

A handwritten signature in black ink, appearing to read 'K Baird'.



Kim Bimestefer
Executive Director

cc: Senator Chris Hansen, Vice-chair, Joint Budget Committee
Representative Leslie Herod, Joint Budget Committee
Senator Bob Rankin, Joint Budget Committee
Representative Kim Ransom, Joint Budget Committee
Senator Rachel Zenzinger, Joint Budget Committee
Carolyn Kampman, Staff Director, JBC
Robin Smart, JBC Analyst
Lauren Larson, Director, Office of State Planning and Budgeting
Noah Strayer, Budget Analyst, Office of State Planning and Budgeting
Legislative Council Library
State Library
Cristen Bates, Medicaid and CHP+ Behavioral Health Initiatives and Coverage Office, HCPF
Ralph Choate, Medicaid Operations Office Director, HCPF
Charlotte Crist, Cost Control & Quality Improvement Office Director, HCPF
Adela Flores-Brennan, Medicaid Director, HCPF
Thomas Leahey, Pharmacy Office Director, HCPF
Tom Massey, Policy, Communications, and Administration Office Director, HCPF
Bettina Schneider, Finance Office Director, HCPF
Bonnie Silva, Office of Community Living Director, HCPF
Parrish Steinbrecher, Health Information Office Director, HCPF
Rachel Reiter, External Relations Division Director, HCPF
Jo Donlin, Legislative Liaison, HCPF





COLORADO

**Department of Health Care
Policy & Financing**

Department of Health Care Policy and Financing
1570 Grant Street
Denver, CO 80203

November 1, 2022

The Honorable Rhonda Fields, Chair
Senate Health and Human Services Committee
200 E. Colfax Avenue
Denver, CO 80203

Dear Senator Fields:

Enclosed please find the Department of Health Care Policy and Financing's report concerning the Dental Health Care Program for Low-Income Seniors.

Section 25.5-3-405 (2), C.R.S., requires the Department of Health Care Policy and Financing to submit a report to the joint budget committee of the general assembly and to the health and human services committee of the senate and the public health care and human services committee of the house of representatives, or any successor committees, on the operation and effectiveness of the program, including an itemization of the department's administrative expenditures in implementing and administering the program and any recommendations for legislative changes to the program.

Total payments paid in FY 2021-22 by the Colorado Dental Health Care Program for Low-Income Seniors was \$3,989,494. Twenty-seven qualified grantees provided 4,286 seniors with dental care with a total of 25,609 individual dental services.

If you require further information or have additional questions, please contact the Department's Legislative Liaison, Jo Donlin, at Jo.Donlin@state.co.us or 720-610-7796.

Sincerely,

A handwritten signature in black ink that reads "Kim Bimestefer".

Kim Bimestefer
Executive Director



Cc: Senator Joann Ginal, Vice Chair, Health and Human Services Committee
Senator Janet Buckner, Health and Human Services Committee
Senator Sonya Jaquez Lewis, Health and Human Services Committee
Senator Barbara Kirkmeyer, Health and Human Services Committee
Senator Cleave Simpson, Health and Human Services Committee
Senator Jim Smallwood, Health and Human Services Committee
Legislative Council Library
State Library
Cristen Bates, Medicaid and CHP+ Behavioral Health Initiatives and Coverage Office, HCPF
Ralph Choate, Medicaid Operations Office Director, HCPF
Charlotte Crist, Cost Control & Quality Improvement Office Director, HCPF
Adela Flores-Brennan, Medicaid Director, HCPF
Thomas Leahey, Pharmacy Office Director, HCPF
Tom Massey, Policy, Communications, and Administration Office Director, HCPF
Bettina Schneider, Finance Office Director, HCPF
Bonnie Silva, Office of Community Living Director, HCPF
Parrish Steinbrecher, Health Information Office Director, HCPF
Rachel Reiter, External Relations Division Director, HCPF
Jo Donlin, Legislative Liaison, HCPF





COLORADO

**Department of Health Care
Policy & Financing**

Department of Health Care Policy and Financing
1570 Grant Street
Denver, CO 80203

November 1, 2022

The Honorable Dafna Michaelson Jenet, Chair
House Public & Behavioral Health & Human Services Committee
200 E. Colfax Avenue
Denver, CO 80203

Dear Representative Michaelson Jenet:

Enclosed please find the Department of Health Care Policy and Financing's report concerning the Dental Health Care Program for Low-Income Seniors.

Section 25.5-3-405 (2), C.R.S., requires the Department of Health Care Policy and Financing to submit a report to the joint budget committee of the general assembly and to the health and human services committee of the senate and the public health care and human services committee of the house of representatives, or any successor committees, on the operation and effectiveness of the program, including an itemization of the department's administrative expenditures in implementing and administering the program and any recommendations for legislative changes to the program.

Total payments paid in FY 2021-22 by the Colorado Dental Health Care Program for Low-Income Seniors was \$3,989,494. Twenty-seven qualified grantees provided 4,286 seniors with dental care with a total of 25,609 individual dental services.

If you require further information or have additional questions, please contact the Department's Legislative Liaison, Jo Donlin, at Jo.Donlin@state.co.us or 720-610-7795.

Sincerely,

A handwritten signature in black ink, appearing to read 'K Bimestefer'.

Kim Bimestefer
Executive Director



Cc: Representative Emily Sirota, Vice Chair, House Public & Behavioral Health & Human Services Committee
Representative Judy Amabile, House Public & Behavioral Health & Human Services Committee
Representative Mary Bradfield, House Public & Behavioral Health & Human Services Committee
Representative Lisa Cutter, House Public & Behavioral Health & Human Services Committee
Representative Serena Gonzales-Gutierrez, House Public & Behavioral Health & Human Services Committee
Representative Ron Hanks, House Public & Behavioral Health & Human Services Committee
Representative Richard Holtorf, House Public & Behavioral Health & Human Services Committee
Representative Iman Jodeh, House Public & Behavioral Health & Human Services Committee
Representative Rod Pelton, House Public & Behavioral Health & Human Services Committee
Representative Naquetta Ricks, House Public & Behavioral Health & Human Services Committee
Representative Dave Williams, House Public & Behavioral Health & Human Services Committee
Representative Mary Young, House Public & Behavioral Health & Human Services Committee
Legislative Council Library
State Library
Cristen Bates, Medicaid and CHP+ Behavioral Health Initiatives and Coverage Office, HCPF
Ralph Choate, Medicaid Operations Office Director, HCPF
Charlotte Crist, Cost Control & Quality Improvement Office Director, HCPF
Adela Flores-Brennan, Medicaid Director, HCPF
Thomas Leahey, Pharmacy Office Director, HCPF
Tom Massey, Policy, Communications, and Administration Office Director, HCPF
Bettina Schneider, Finance Office Director, HCPF
Bonnie Silva, Office of Community Living Director, HCPF
Parrish Steinbrecher, Health Information Office Director, HCPF
Rachel Reiter, External Relations Division Director, HCPF
Jo Donlin, Legislative Liaison, HCPF





COLORADO

**Department of Health Care
Policy & Financing**

Department of Health Care Policy and Financing
1570 Grant Street
Denver, CO 80203

November 1, 2022

The Honorable Susan Lontine, Chair
House Health & Insurance Committee
200 E. Colfax Avenue
Denver, CO 80203

Dear Representative Susan Lontine:

Enclosed please find the Department of Health Care Policy and Financing's report concerning the Dental Health Care Program for Low-Income Seniors.

Section 25.5-3-405 (2), C.R.S., requires the Department of Health Care Policy and Financing to submit a report to the joint budget committee of the general assembly and to the health and human services committee of the senate and the public health care and human services committee of the house of representatives, or any successor committees, on the operation and effectiveness of the program, including an itemization of the department's administrative expenditures in implementing and administering the program and any recommendations for legislative changes to the program.

Total payments paid in FY 2021-22 by the Colorado Dental Health Care Program for Low-Income Seniors was \$3,989,494. Twenty-seven qualified grantees provided 4,286 seniors with dental care with a total of 25,609 individual dental services.

If you require further information or have additional questions, please contact the Department's Legislative Liaison, Jo Donlin, at Jo.Donlin@state.co.us or 720-610-7795.

Sincerely,

A handwritten signature in black ink, appearing to read 'K Bimestefer'.

Kim Bimestefer
Executive Director



Cc: Representative David Ortiz, Vice Chair, House Health & Insurance Committee
Representative Mark Baisley, House Health & Insurance Committee
Representative Chris Kennedy, House Health & Insurance Committee
Representative Karen McCormick, House Health & Insurance Committee
Representative Kyle Mullica, House Health & Insurance Committee
Representative Patrick Neville, House Health & Insurance Committee
Representative Emily Sirota, House Health & Insurance Committee
Representative Matt Soper, House Health & Insurance Committee
Representative Brianna Titone, House Health & Insurance Committee
Representative Dave Williams, House Health & Insurance Committee
Legislative Council Library
State Library
Cristen Bates, Medicaid and CHP+ Behavioral Health Initiatives and Coverage Office, HCPF
Ralph Choate, Medicaid Operations Office Director, HCPF
Charlotte Crist, Cost Control & Quality Improvement Office Director, HCPF
Adela Flores-Brennan, Medicaid Director, HCPF
Thomas Leahey, Pharmacy Office Director, HCPF
Tom Massey, Policy, Communications, and Administration Office Director, HCPF
Bettina Schneider, Finance Office Director, HCPF
Bonnie Silva, Office of Community Living Director, HCPF
Parrish Steinbrecher, Health Information Office Director, HCPF
Rachel Reiter, External Relations Division Director, HCPF
Jo Donlin, Legislative Liaison, HCPF



Dental Health Care Program for Low-Income Seniors Annual Report

Contents

- I. EXECUTIVE SUMMARY 2
- II. SENIOR DENTAL PROGRAM ADMINISTRATION 3
 - A. PROGRAM OVERVIEW.....3
 - B. STAKEHOLDER COLLABORATION.....3
 - SENIOR DENTAL ADVISORY COMMITTEE3
 - SENIOR DENTAL PROGRAM COMMUNICATION4
 - C. CLIENTS.....6
 - ELIGIBILITY REQUIREMENTS6
 - D. GRANTEES6
 - GRANT REQUIREMENTS6
 - SENIORS SERVED.....7
 - GRANTEE PARTICIPATION 10
 - E. PROGRAM ADMINISTRATION14
 - REPORTING REQUIREMENTS 15
 - SENIOR DENTAL PROGRAM COMPLIANCE AUDIT..... 16
- III. REIMBURSEMENT 16
 - A. REIMBURSEMENT FOR GRANTEES..... 16
- IV. GRANTEE ANNUAL REPORTS 20
- V. SENIOR DENTAL PROGRAM FINANCIAL TABLES..... 22

I. EXECUTIVE SUMMARY

The Department of Health Care Policy & Financing (the Department) prepares this report pursuant to Section 25.5-3-405(2), C.R.S. (2021). This annual report concerning the operation and effectiveness of the Colorado Dental Health Care Program for Low-Income Seniors (Senior Dental Program), including an itemization of the Department’s administrative expenditures in administering the program and any recommendations, is delivered each Nov. 1 to the Joint Budget Committee, the Senate Health and Human Services Committee, and the House Public & Behavioral Health and Human Services Committee of the Colorado General Assembly. The Senior Dental Program provides grants throughout the state to Area Agency on Aging, public health agencies, community health centers, private dental practices, and other community-based organizations. In Fiscal Year (FY) 2021-22 total payments made equaled \$3,989,494. Grant funds were distributed as follows:

Provider Types	Amount Awarded	Percent of Total Funds
Area Agency on Aging	\$24,230	1%
Community-Based Organizations/Foundations	\$852,476	21%
Federally Qualified Health Centers/Safety Net Clinics	\$1,872,178	47%
Health Districts/Local Public Health Agencies	\$273,648	7%
Private Dentists	\$652,124	16%
University of Colorado School of Dental Medicine	\$314,838	8%
TOTAL	\$3,989,494	100%

In FY 2021-22, there were 27 Senior Dental Program grantees. The number of Colorado seniors served under the Senior Dental Program was 4,286. The number of seniors receiving oral health services through the program increased by 767 from FY 2020-21.

This report includes:

- ✓ Eligibility requirements and utilization data;
- ✓ Provider participation requirements and utilization data;
- ✓ Standardized co-pay requirements
- ✓ Methods for allocation and disbursement of funds;
- ✓ Sources of funding;
- ✓ Dental services provided to economically disadvantaged seniors during FY 2021-22; and
- ✓ Program definitions.



II. SENIOR DENTAL PROGRAM ADMINISTRATION

A. PROGRAM OVERVIEW

In 2014, the General Assembly created the Colorado Dental Health Care Program for Low-Income Seniors (Senior Dental Program) through Senate Bill (SB)14-180 to promote the health and welfare of low-income seniors. To create the new Senior Dental Program, the legislation consolidated services provided by the Colorado Department of Public Health & Environment (CDPHE) through the Colorado Dental Care Act of 1977 with other dental services for low-income seniors. It also gave the Department of Health Care Policy & Financing (the Department) the authority to administer the new Senior Dental Program, which resides in Section 25.5-4-402, C.R.S., and provides low-income seniors access to patient-centered dental care. The following segment of the SB14-180 legislative declaration illustrates the program's purpose:

The general assembly hereby determines, finds, and declares that:

(b) By relocating and reorganizing the “Colorado Dental Care Act of 1977”, which provided dental services to certain eligible seniors, the state department can align those dental health care services with adult dental benefits provided through other dental health care programs for seniors and thereby target the resources effectively to low-income seniors who may not qualify for those programs.

During FY 2014-15, CDPHE and the Department transitioned the Colorado Dental Care Act of 1977 to the Senior Dental Program at the Department. This transition consisted of defining grant criteria, establishing program rules and awarding grant monies to qualified grantees. Grants for the Senior Dental Program were issued by the Department on July 1, 2015, and qualified seniors could start receiving dental services on that date. The Senior Dental Program rules were first established on Jan. 9, 2015, and are located at 10 CCR 2505-10, Section 8.960 and on the Department's website.

B. STAKEHOLDER COLLABORATION

SENIOR DENTAL ADVISORY COMMITTEE

SB 14-180 recognized the importance of continuing stakeholder participation in the Senior Dental Program and established the Senior Dental Advisory Committee (DAC). The DAC is comprised of 11 members appointed by the Department's executive director and consists of the following:

1. One member representing the Department;
2. One dentist in private practice providing dental care to the senior population who represents a statewide organization of dentists;
3. One dental hygienist providing dental care to seniors;



4. One representative of either an agency that coordinates services for low-income seniors or the office in the Department of Human Services responsible for overseeing services to the elderly;
5. One representative of an organization of Colorado community health centers, as defined in the federal “Public Health Service Act”, 42 U.S.C. sec. 254b;
6. One representative of an organization of safety-net health providers that are not community health centers;
7. One representative of the University of Colorado, School of Dental Medicine;
8. Two consumer advocates;
9. One senior who is eligible for services under the program; and
10. One representative of a foundation with experience in making dental care grants.

The DAC not only serves as a forum where the Department and the stakeholder community can discuss the Senior Dental Program, it also makes recommendations to the Medical Services Board regarding rules.

In 2021, the DAC recommended seniors enrolled in Medicare Advantage Plans be eligible for services under the Senior Dental Program, as long as the Medicare Advantage Plan is billed first. Many of the Medicare Advantage Plans offer only limited dental services, which leaves the senior paying high out-of-pocket dental costs. Seniors who purchase an extra supplemental through Medicare will not qualify for the program. Effective March 12, 2021, seniors are eligible for the Senior Dental Program if they are enrolled in a Medicare Advantage Plan.

The Senior Dental Program fee schedule encompasses the Senior Dental Program’s maximum allowable fee, program payment, maximum patient co-pay and dental procedure guidelines. In FY 2021-22, the DAC recommended two new procedures be added to the program’s fee schedule - D7261, primary closure of a sinus perforation and D9239, intravenous moderate (conscious) sedation/analgesia, first 15 minutes. These procedures went into effect July 1, 2022, for FY 2022-23.

In 2019, the General Assembly passed House Bill (HB) 19-1326, giving the DAC the authority to determine the maximum amount per procedure that can be spent by the program’s grantees. This law also requires that the maximum amount per procedure not be less than the reimbursement schedule for fee-for-service dental fees under Health First Colorado (Colorado’s Medicaid program).

The fee schedule is published on the Department’s website:

<https://www.colorado.gov/hcpf/colorado-dental-health-care-program-low-income-seniors-0>

SENIOR DENTAL PROGRAM COMMUNICATION

The Department publishes a quarterly newsletter that provides Senior Dental Program grantees and stakeholders with updates on program policies and other Department news. The Department also creates fact sheets to provide potential clients of the Senior Dental Program with program eligibility guidelines. The quarterly newsletter and fact sheets are also published



on the Department's website: <https://www.colorado.gov/hcpf/colorado-dental-health-care-program-low-income-seniors-0>.



C. CLIENTS

ELIGIBILITY REQUIREMENTS

Qualified grantees administer enrollment into the Senior Dental Program developed by the Department and the DAC. During the 2021 Legislative Session, Senate Bill 21-199 removed the lawful presence criteria for all state programs, effective July 1, 2022, for FY 2022-23. However, clients met the following eligibility criteria for the Senior Dental Program in FY 2021-22:

- ✓ Age 60 or over;
- ✓ Not eligible for services under any other dental health care program, such as Health First Colorado or the Old Age Pension Health and Medical Care Program;
- ✓ Not enrolled in private dental insurance;
- ✓ At or below 250% of the current federal poverty level; and
- ✓ Lawfully present in the state.

D. GRANTEES

GRANT REQUIREMENTS

Grantees were required to submit a “Request for Grant Proposals” application. Preference was given to grant proposals that clearly demonstrated the applicant’s ability to outreach and identify eligible seniors and to collaborate with community-based organizations. Preference was also given to grant proposals that demonstrated an ability to serve a greater number of eligible seniors, or that would serve eligible seniors in rural or underserved areas.

The Senior Dental Program allows participation from any interested provider that can provide or arrange for the provision of comprehensive dental and oral care services and may include but is not limited to:

- ✓ An Area Agency on Aging, as defined in Section 26-11-203, C.R.S.;
- ✓ A community-based organization or foundation;
- ✓ A Federally Qualified Health Center, safety-net clinic, or health district;
- ✓ A local public health agency; or
- ✓ A private dental practice.

For purposes of this FY 2021-22 Annual Report, the Senior Dental Program grantees are identified in the following categories:

- ✓ Area Agency on Aging (AAA);
- ✓ Community-based organization (CBO) or foundation;
- ✓ Federally Qualified Health Center (FQHC) or safety-net clinic (SNC);
- ✓ Local public health agency or health district;
- ✓ Private dentists; and
- ✓ University of Colorado, School of Dental Medicine (UCSDM).



SENIORS SERVED

During FY 2021-22, 4,286 unduplicated Colorado seniors received services through the Senior Dental Program.

Figure 1 FY 2021-22 Total Unduplicated Senior Count by Grantee Type

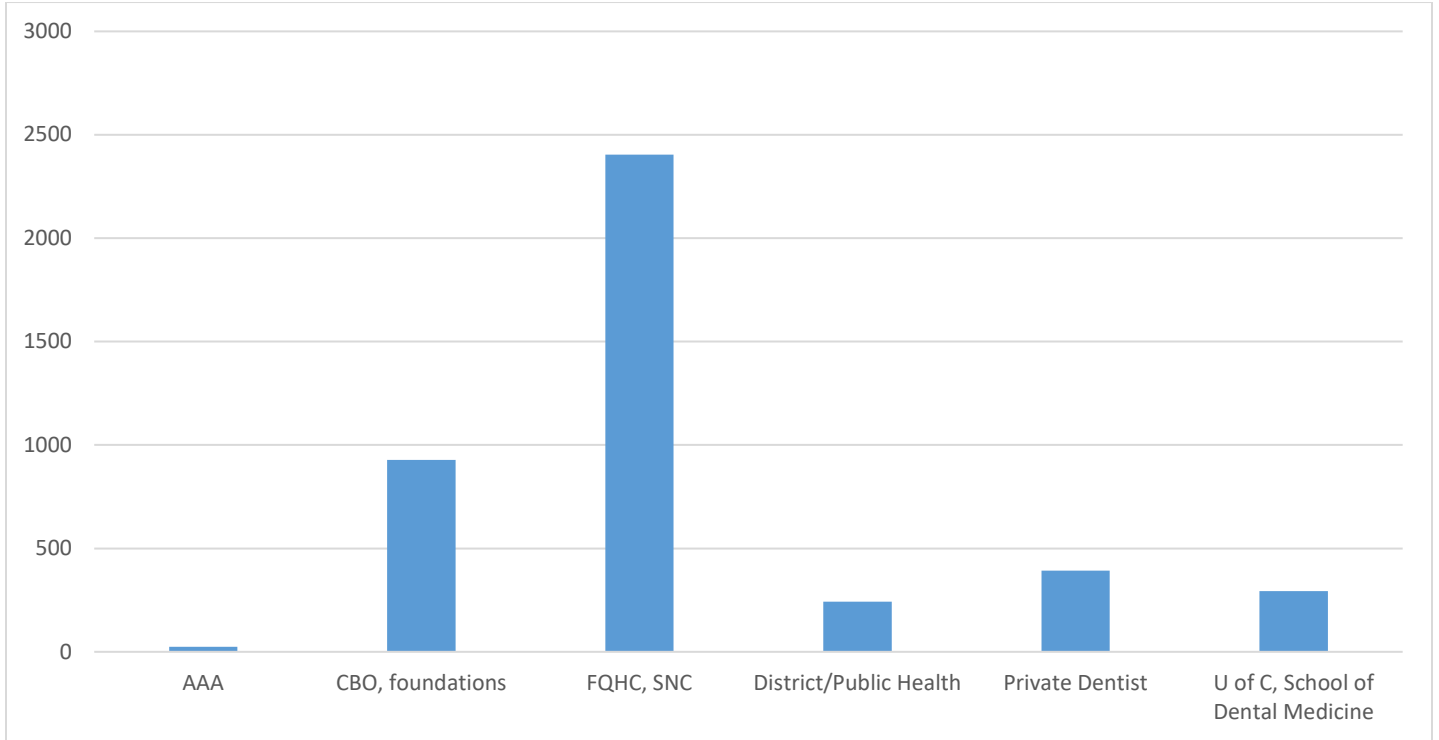


Figure 2 Total Unduplicated Senior Count from FY 2015-16 through FY 2021-22

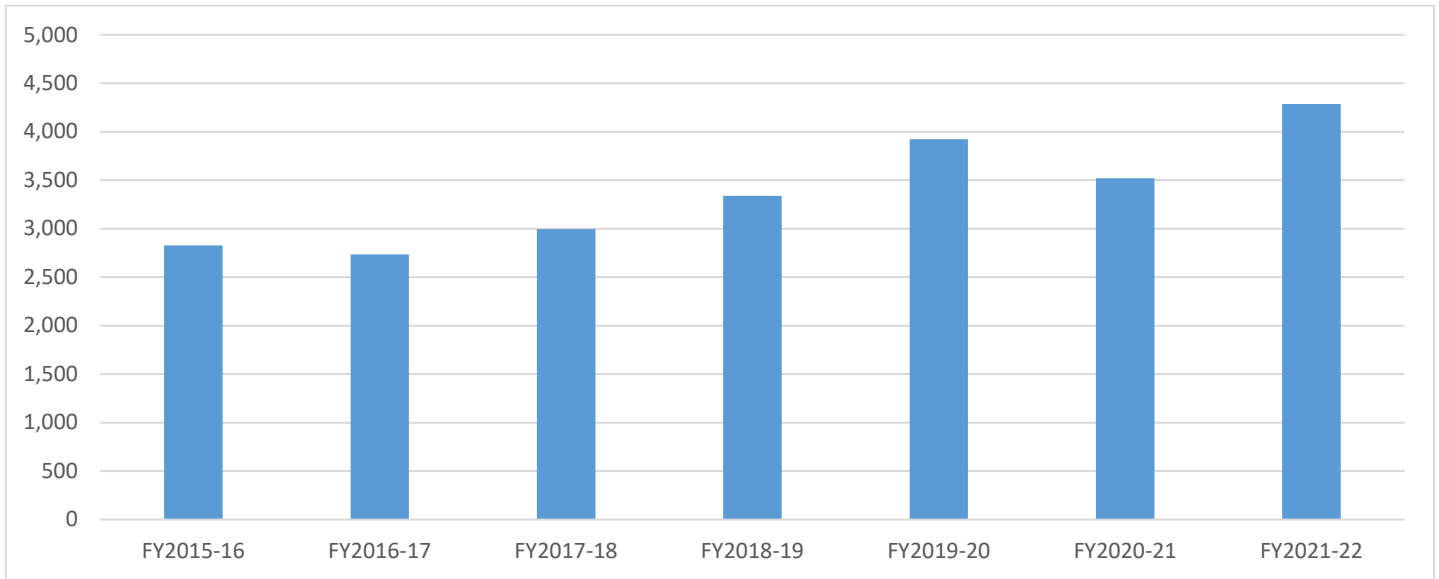


Table 1 shows the seniors served by county. These numbers represent the county in which the services were provided and not necessarily the county where the senior resides.

Table 1 FY 2021-22 Total Unduplicated Senior Count by County¹

County	Seniors Served	County	Seniors Served	County	Seniors Served
Adams	451	Garfield	7	Ouray	0
Alamosa	25	Gilpin	1	Park	0
Arapahoe	150	Grand	2	Phillips	0
Archuleta	1	Gunnison	0	Pitkin	0
Baca	0	Hinsdale	0	Prowers	0
Bent	12	Huerfano	0	Pueblo	657
Boulder	59	Jackson	0	Rio Blanco	0
Broomfield	0	Jefferson	323	Rio Grande	50
Chaffee	20	Kiowa	0	Routt	36
Cheyenne	0	Kit Carson	34	Saguache	1
Clear Creek	0	La Plata	13	San Juan	0
Conejos	6	Lake	34	San Miguel	110
Costilla	12	Larimer	366	Sedgwick	0
Crowley	0	Las Animas	8	Summit	112
Custer	0	Lincoln	18	Teller	46
Delta	80	Logan	19	Washington	1
Denver	560	Mesa	166	Weld	103
Dolores	0	Mineral	0	Yuma	3
Douglas	14	Moffat	43	Total	4,457
Eagle	4	Montezuma	0		
El Paso	612	Montrose	231		
Elbert	0	Morgan	32		
Fremont	27	Otero	8		

¹ Total unduplicated senior count by county will be higher than total unduplicated senior count due to clients moving to different counties.



GRANTEE PARTICIPATION

A total of 27 qualified grantees participated in the Senior Dental Program in FY 2021-22. Some of the grantees have multiple sites.

Table 2 FY 2021-22 Senior Dental Program Grantees Sites by County

County	AAA	CBO	FQHC/S NC	Dist/Pub Health	Private Dentist	UCSDM	Total
Adams	0	5	3	0	0	7	15
Alamosa	0	0	1	0	0	0	1
Arapahoe	0	3	1	1	1	8	14
Archuleta	0	0	2	0	0	0	2
Baca	0	0	0	0	0	0	0
Bent	0	0	1	0	0	0	1
Boulder	0	0	1	0	1	3	5
Broomfield	0	0	0	0	0	0	0
Chaffee	0	0	1	0	0	0	1
Cheyenne	0	0	0	0	0	0	0
Clear Creek	0	0	0	0	0	0	0
Conejos	0	0	2	0	0	0	2
Costilla	0	0	2	0	0	0	2
Crowley	0	0	0	0	0	0	0
Custer	0	0	0	0	0	0	0
Delta	0	0	1	0	0	0	1
Denver	0	10	2	0	1	13	26
Dolores	0	0	0	0	0	0	0
Douglas	0	1	1	0	1	4	7
Eagle	1	0	0	0	0	1	2
El Paso	0	1	5	0	0	1	7
Elbert	0	0	0	0	0	0	0



County	AAA	CBO	FQHC/S NC	Dist/Pub Health	Private Dentist	UCSDM	Total
Fremont	0	1	1	0	0	1	3
Garfield	2	0	0	0	0	0	2
Gilpin	0	0	0	0	0	1	1
Grand	1	0	0	0	0	0	1
Gunnison	0	0	0	0	0	0	0
Hinsdale	0	0	0	0	0	0	0
Huerfano	0	0	0	0	0	0	0
Jackson	0	0	0	0	0	0	0
Jefferson	0	14	3	0	3	9	29
Kiowa	0	0	0	0	0	0	0
Kit Carson	0	0	1	2	0	0	3
La Plata	0	1	0	0	0	0	1
Lake	0	0	1	0	0	0	1
Larimer	1	0	5	3	0	1	10
Las Animas	0	0	1	0	0	0	1
Lincoln	0	0	1	0	0	0	1
Logan	1	0	1	0	0	0	2
Mesa	0	2	4	0	0	0	6
Mineral	0	0	0	0	0	0	0
Moffat	0	0	1	0	0	0	1
Montezuma	0	0	0	0	0	0	0
Montrose	0	1	4	0	0	0	5
Morgan	2	0	1	0	0	0	3
Otero	0	0	1	0	0	0	1
Ouray	0	0	0	0	0	0	0
Park	0	0	0	0	0	0	0
Phillips	0	0	0	0	0	0	0



County	AAA	CBO	FQHC/S NC	Dist/Pub Health	Private Dentist	UCSDM	Total
Pitkin	0	0	0	0	0	0	0
Prowers	0	0	0	0	0	0	0
Pueblo	0	1	4	0	0	1	6
Rio Blanco	0	0	0	0	0	0	0
Rio Grande	0	0	2	0	0	0	2
Routt	0	0	3	0	0	0	3
Saguache	0	0	0	0	0	1	1
San Juan	0	0	0	0	0	0	0
San Miguel	0	0	2	0	0	0	2
Sedgwick	0	0	0	0	0	0	0
Summit	0	0	1	0	0	0	1
Teller	0	0	1	0	0	0	1
Washington	1	0	0	0	0	0	1
Weld	0	0	3	0	0	2	5
Yuma	2	0	0	0	0	0	2
Totals	11	40	64	6	7	53	181

Table 3 lists Senior Dental Program grantees by the city in which the main participating grantee is located. A list of all current Senior Dental Program grantees can be found on the Department’s website: <https://hcpf.colorado.gov/grantee-appointment-information-county>.

Table 3 FY 2021-22 Senior Dental Program Qualified Grantees

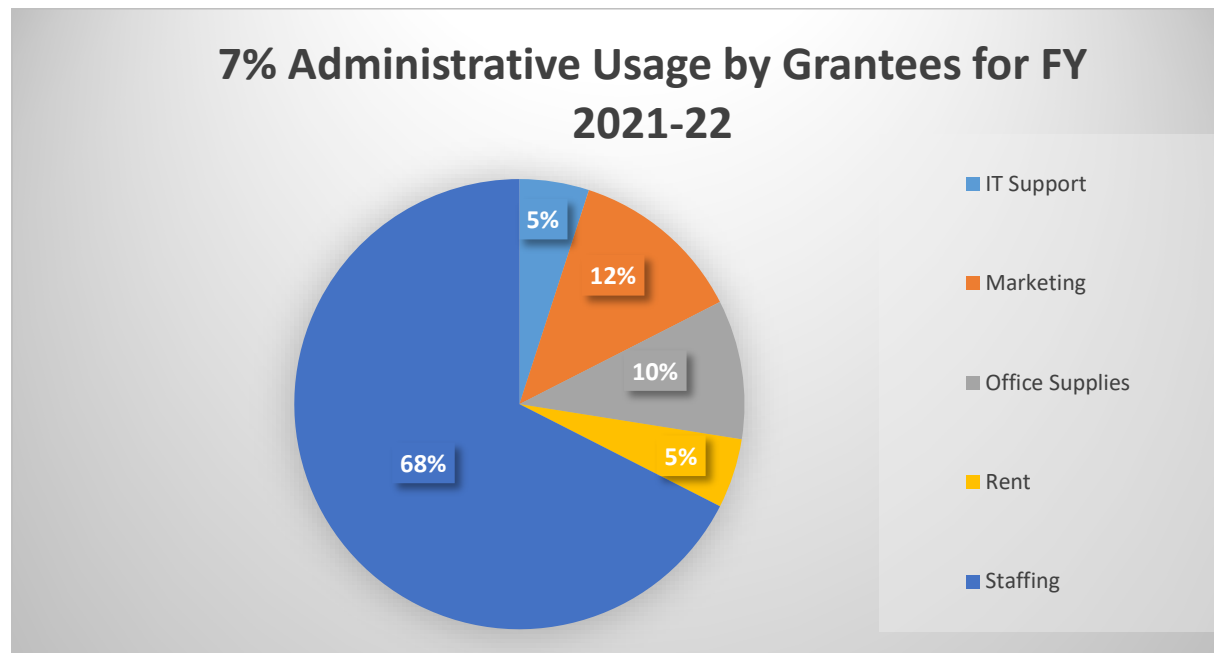
Senior Dental Program Grantees	Grantee Type	City
Benefits in Action	CBO/Foundation	Lakewood
Colorado Coalition for the Homeless	FQHC/Safety Net	Denver

Senior Dental Program Grantees	Grantee Type	City
Colorado Gerontological Society	CBO/Foundation	Denver
Comfort Dental Colorado and Yale	Private Dentist	Denver
Community Dental Health NPO	CBO/Foundation	Colorado Springs
Cozy Dental	Private Dentist	Aurora
Freiberg Family Dentistry	Private Dentist	Lakewood
Health District of Northern Larimer County	Dist/Pub Health	Fort Collins
Inner City Health Center	FQHC/Safety Net	Denver
Kit Carson County Department of Public Health and Environment	Dist/Pub Health	Burlington
Marillac Health	FQHC/Safety Net	Grand Junction
Metro Community Provider Network, Inc.	FQHC/Safety Net	Denver
Northeastern Colorado Area Agency on Aging	AAA	Fort Morgan
Northwest Colorado Council of Governments-Vintage	AAA	Silverthorne
Northwest Colorado Health	FQHC/Safety Net	Steamboat Springs
Peak Vista Community Health Centers, Inc.	FQHC/Safety Net	Colorado Springs
Pueblo Community Health Center, Inc.	FQHC/Safety Net	Pueblo
Red Rocks Family Dentistry	Private Dentist	Littleton
River Valley Family Health Centers	FQHC/Safety Net	Olathe
Salud Family Health, Inc.	FQHC/Safety Net	Fort Lupton
Summit Community Care Clinic, Inc.	FQHC/Safety Net	Frisco
Sunrise Community Health	FQHC/Safety Net	Evans
The PIC Place	FQHC/Safety Net	Montrose
Tri-County Health Department	Dist/Pub Health	Englewood
Uncompahgre Medical Center	FQHC/Safety Net	Norwood
University of Colorado, School of Dental Medicine	UCSDM	Aurora

Senior Dental Program Grantees	Grantee Type	City
Valley-Wide Health Systems, Inc.	FQHC/Safety Net	Alamosa

E. PROGRAM ADMINISTRATION

The enabling legislation designed the Senior Dental Program to be administered at the local level by allowing up to 7% of each grantee’s funds to be used for their administrative costs. It is the responsibility of each grantee to determine a senior’s eligibility for services, including age, income, lack of dental coverage, and lawful presence in the state. The 7% administrative cost allowance helps cover the grantees’ costs of performing these activities.



The Department was appropriated one regular full-time equivalent (FTE) position for the administration of the Senior Dental Program. For state fiscal year 2021-22, Department administrative expenditures were \$82,575, approximately 2.1% of total program funds.

The enabling legislation also requires that grantees are reimbursed on a per procedure basis, with grantee payments and senior co-pays set at the procedure level. To meet the legislative requirements and administer the program efficiently, the

Department modeled its invoice on the American Dental Association (ADA) Dental Claim Form. The Department receives and authorizes payments for invoices on a monthly basis. In addition, to ensure program funds are spent as intended, the Department performs desk audits on randomly selected files to ensure procedures have not been double billed, the senior is eligible for the Senior Dental Program, and the senior was not charged more than the max co-pay.

House Bill 19-1326 directed the Department to evaluate the operation and effectiveness of the program and make recommendations about the most effective options for administering the program. Currently, the Senior Dental Program has no prior authorization process, meaning seniors could receive time-limited or duplicate services from multiple grantees, resulting in take back of funds from grantees upon later review. A database of claims including patient, provider, and procedure information would provide grantees with information about duplicative services. The Department is currently working with the Office of Information Technology to examine options of where the database can be housed, so that it can be accessed by grantees while also complying with privacy requirements. However, due to limited administrative funding this project is on hold.

REPORTING REQUIREMENTS

To meet its fiduciary responsibility, the Department requires grantees that participate in the Senior Dental Program to submit monthly invoices to the Senior Dental Grant Program Administrator. The invoice includes:

- Client's name;
- Gender;
- Date of birth;
- Client's zip code;
- Whether senior is enrolled in a Medicare Advantage Plan (MAP);
- Date dental services received;
- Treating provider;
- Treating provider's zip code;
- Procedure code;
- Tooth number(s);
- Tooth surface(s);
- Quadrant(s);
- Patient co-pay amount;



- Amount charged to program if less than the maximum program fee; and
- Administration cost, not to exceed 7%.

SENIOR DENTAL PROGRAM COMPLIANCE AUDIT

In accordance with the Senior Dental Program contract, the Department may request random audits at any time and can be requested up to four (4) times per year.

The grantee is notified of the client files to be audited and has thirty (30) calendar days to submit the requested files.

Grantee files are assessed to ensure they meet the following criteria:

- Documentation of client eligibility, including income, proof of age and evidence of lawful presence;
- Documentation that the Department was not double billed for procedures;
- Documentation that the dental services provided match the grantee billing records;
- Documentation that MAPs were billed, if able, prior to the Senior Dental Program being billed; and
- Documentation that the client was not charged more than the max program co-pay.

If found to be out of compliance, the grantee receives a review summary which indicates what compliance issues were found along with a Corrective Action Plan (CAP) form. The grantee is required to fill out the CAP form indicating what internal controls will be implemented to ensure the compliance issues are resolved. Failure to submit requested audit files or CAP to the Department by the deadline date may result in the Department terminating the grantee’s contract. In the future, the Department may conduct on-site audits to ensure all files are complete and accurate.

III. REIMBURSEMENT

A. REIMBURSEMENT FOR GRANTEES

In the FY 2021-22 Long Bill (SB21-205), the Colorado General Assembly appropriated \$3,962,510 to the Department for the Senior Dental Program. When funds are received back from grantees due to audit findings, the funds are reverted into an account to be reused by the Senior Dental Program. A total of \$27,848 can be used every fiscal year, if available. In FY 2021-22, there was a total of \$26,984 used from this account. The total payment to grantees in FY 2021-22 is shown in Table 4.

Table 4 FY 2021-22 Senior Dental Program Payments

Provider Types	Dental Procedures	7% Administration	Total
AAA	\$22,645	\$1,585	\$24,230
CBO or foundation	\$796,707	\$55,769	\$852,476
FQHC or SNC	\$1,749,909	\$122,269	\$1,872,178
Local public health agency or health district	\$255,745	\$17,902	\$273,648
Private dentists	\$609,461	\$42,662	\$652,124
CU, School of Dental Medicine	\$294,241	\$20,597	\$314,838
Total	\$3,728,709	\$260,785	\$3,989,494

Table 5 Senior Dental Program Grantee Payment Detail for FY 2021-22

Grantees	Grant Amount	Payment for Procedure	Administration. Payment (limited to 7%)	Total Program Payment	Co-Pay Received	Total Paid to Grantee
Benefits in Action	\$7,361	\$6,880	\$481	\$7,361	\$0	\$7,361
Colorado Coalition for the Homeless	\$73,323	\$68,526	\$4,797	\$73,323	\$0	\$73,323
Colorado Gerontological Society	\$349,918	\$327,026	\$22,892	\$349,918	\$0	\$349,918
Comfort Dental Colorado and Yale	\$363,693	\$339,900	\$23,793	\$363,693	\$0	\$363,693
Community Dental Health NPO	\$495,196	\$462,800	\$32,396	\$495,196	\$29,995	\$525,191
Cozy Dental	\$28,405	\$26,547	\$1,858	\$28,405	\$215	\$28,620
Freiberg Family Dentistry	\$38,581	\$36,057	\$2,524	\$38,581	\$0	\$38,581
Health District of Northern Larimer County	\$177,725	\$166,098	\$11,627	\$177,725	\$10,395	\$188,120
Inner City Health Center	\$154,417	\$144,315	\$10,102	\$154,417	\$5,775	\$160,192

Grantees	Grant Amount	Payment for Procedure	Administration. Payment (limited to 7%)	Total Program Payment	Co-Pay Received	Total Paid to Grantee
Kit Carson County Department of Public Health and Environment	\$20,402	\$19,067	\$1,335	\$20,402	\$955	\$21,357
Marillac Health	\$152,560	\$142,591	\$9,969	\$152,560	\$10,450	\$163,010
Metro Community Provider Network, Inc.	\$64,864	\$60,621	\$4,243	\$64,864	\$10	\$64,874
Northeastern Colorado Area Agency on Aging	\$12,361	\$11,552	\$809	\$12,361	\$425	\$12,786
Northwest Colorado Council of Governments-Vintage	\$11,870	\$11,093	\$777	\$11,870	\$805	\$12,675
Northwest Colorado Health	\$48,102	\$44,956	\$3,147	\$48,102	\$0	\$48,102
Peak Vista Community Health Centers, Inc.	\$201,587	\$188,399	\$13,188	\$201,587	\$13,530	\$215,117
Pueblo Community Health Center, Inc.	\$179,641	\$167,889	\$11,752	\$179,641	\$5,108	\$184,749
Red Rocks Family Dentistry	\$221,445	\$206,958	\$14,487	\$221,445	\$0	\$221,445
River Valley Family Health Center	\$97,139	\$90,784	\$6,355	\$97,139	\$0	\$97,139
Salud Family Health Centers	\$306,115	\$286,089	\$20,026	\$306,115	\$16,825	\$322,970
Summit Community Care Clinic, Inc.	\$120,596	\$112,707	\$7,889	\$120,596	\$5,935	\$126,531
Sunrise Community Health	\$138,892	\$130,003	\$8,888	\$138,892	\$9,475	\$148,367
The PIC Place	\$79,866	\$74,641	\$5,225	\$79,866	\$3,450	\$83,316
Tri-County Health Department	\$75,521	\$70,581	\$4,941	\$75,521	\$0	\$75,521
Uncompahgre Medical Center	\$56,772	\$53,058	\$3,714	\$56,772	\$2,405	\$59,177



Grantees	Grant Amount	Payment for Procedure	Administration. Payment (limited to 7%)	Total Program Payment	Co-Pay Received	Total Paid to Grantee
University of Colorado, School of Dental Medicine	\$314,838	\$294,241	\$20,597	\$314,838	\$0	\$314,838
Valley-Wide Health Systems, Inc.	\$198,303	\$185,330	\$12,973	\$198,303	\$14,205	\$212,508
Total	\$3,989,494	\$3,728,709	\$260,785	\$3,989,494	\$129,958	\$4,119,452

IV. GRANTEE ANNUAL REPORTS

Per the program statute, Senior Dental Program grantees are required to submit an annual report by Sept. 1 each year.

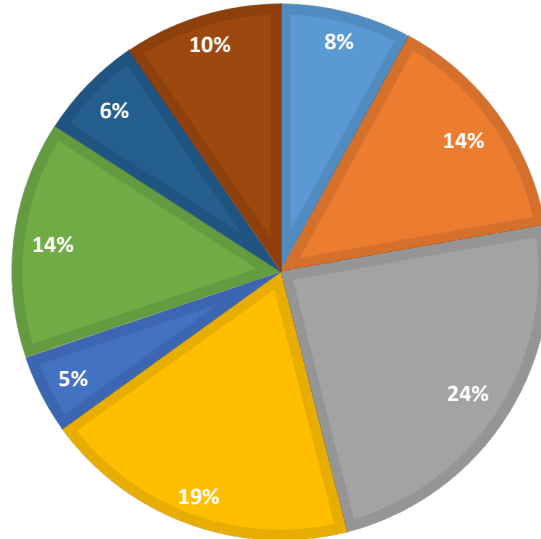
As with last fiscal year, some grantees expended all funds. However, these grantees were able to utilize funds not used by other grantees and were able to assist 506 more seniors. In FY 2021-22, 67% of grantees were not able to utilize all funds due to staff shortages. Other internal challenges that grantees encountered were seniors not wanting to receive dental care due to COVID-19, the integration of Medicare Advantage Plans, and establishing efficient workflows to ensure compliance with the program. The internal accomplishments for grantees were more seniors receiving oral health care services, newly developed internal workflows, dedicated staff, growth of dentists on the Western Slope, and new clinics opening.

There was a total of 13 grantees that used all allocated funds. Going into FY 2022-23, there were a total of 83 seniors on waitlists with a total of \$126,000 needed to eliminate all names from the waitlists.

The Senior Dental Program grantees collaborate with numerous organizations which include, but are not limited to: Community centers, contracted dentists, hospitals, Area Agency on Aging, and senior housing. The accomplishments of these grantees ranged from increasing the number of seniors seen, ability to utilize all funds, and ability to assist seniors in the community who could not afford dental care. Grantees must identify and outreach targeted eligible seniors in their area. The grantees attend Annual Age Well conferences, develop flyers, promote to current medical patients, and do marketing over social media.

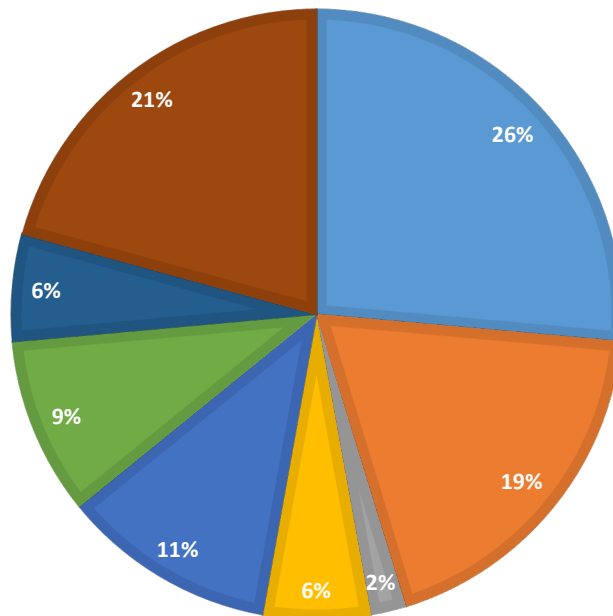
COMMUNITY COLLABORATIONS IN FY2021-22

- Social Media/Marketing
- Senior Centers
- SDP Grantees/other dentists
- Other
- Meals on Wheels
- Human Services
- Health Department
- Area Agency on Aging



MEASURES USED TO OUTREACH TO SENIORS FOR FY 2021-22

- Internal medical clinic
- Marketing
- Medicare insurance agents
- Older Adult Events
- Other
- Social and Educational Events
- Veteran Affairs
- Word of mouth



V. SENIOR DENTAL PROGRAM FINANCIAL TABLES

Table 6 Procedures Performed by Grantee Type for FY 2021-22

Grantees	Diagnostic	Preventive	Restorative	Endodontics	Periodontics	Prosthodontics, Removable (dentures)	Oral & Maxillofacial Surgery	Emergency General Services	TOTAL
AAA	49	15	36	2	2	7	30	0	141
CBO or foundation	2,046	1,408	775	10	317	497	1,204	42	6,299
FQHC or SNC	4,135	1,448	2,489	51	1,436	756	1,780	70	12,165
Local public health agency or health district	551	172	408	6	233	130	214	2	1,716
Private dentists	856	375	889	49	287	258	404	3	3,121
U of C, School of Dental Medicine	508	103	388	14	332	135	651	36	2,167
Total	8,145	3,521	4,985	132	2,607	1,783	4,283	153	25,609



Figure 3 Total Co-Pays Received for FY 2021-22

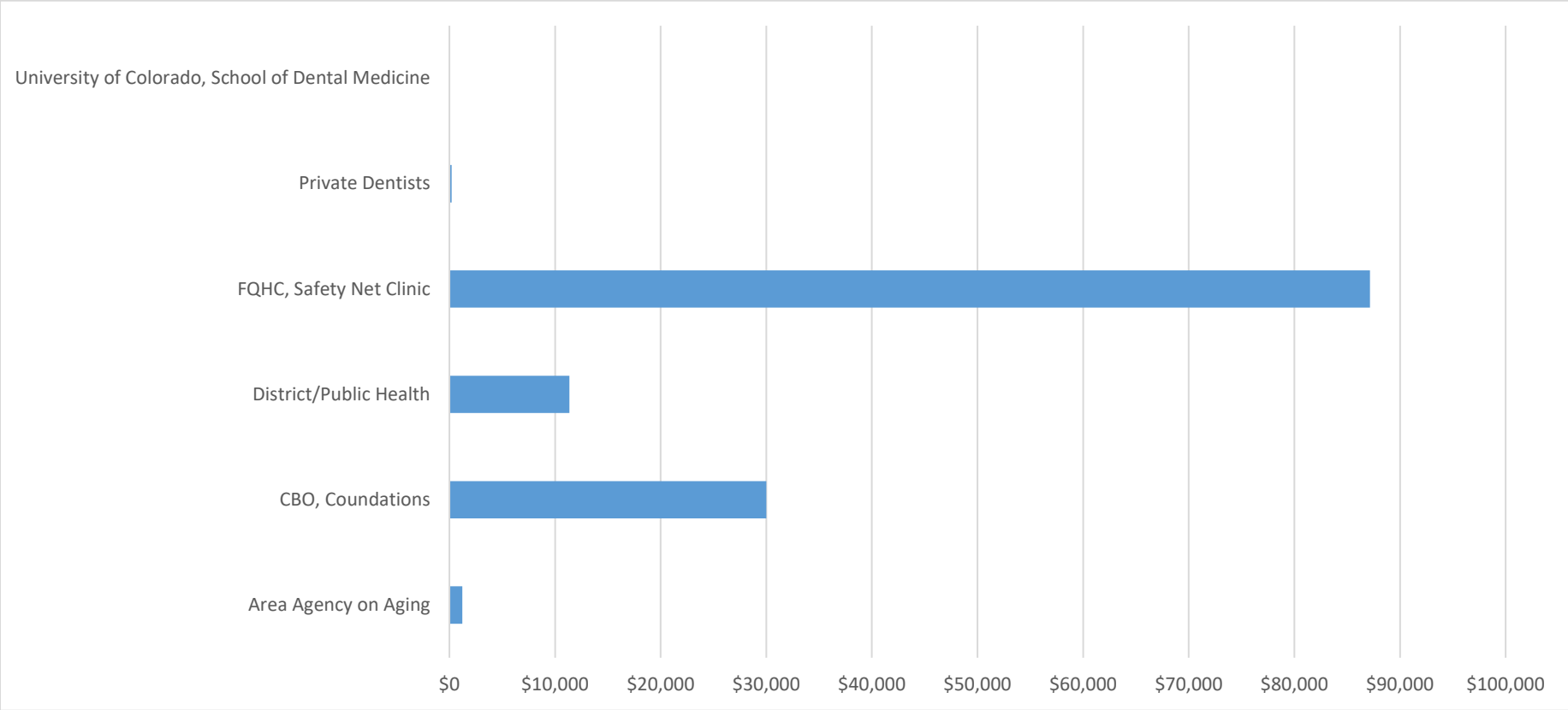


Table 7 Procedures Performed by Grantees in FY 2021-22

Grantee	Diagnostic	Preventive	Restorative	Endodontics	Periodontics	Prosthodontics Removable	Oral & Maxillofacial Surgery	Emergency General Services	TOTAL
Benefits in Action	15	0	4	0	3	4	11	0	37
Colorado Coalition for the Homeless	168	58	94	0	57	35	79	0	491
Colorado Gerontological Society	191	13	320	5	116	208	517	33	1,403
Comfort Dental Colorado and Yale	337	131	527	38	65	99	197	1	1,395
Community Dental Health NPO	1,840	1,395	451	5	198	285	676	9	4,859
Cozy Dental	104	35	31	2	28	8	3	0	211
Freiberg Family Dentistry	68	29	63	0	20	19	16	2	217
Health District of Northern Larimer County	451	122	305	6	195	71	140	2	1,292
Inner City Health Center	375	211	207	0	243	39	104	0	1,179



Grantee	Diagnostic	Preventive	Restorative	Endodontics	Periodontics	Prosthodontics Removable	Oral & Maxillofacial Surgery	Emergency General Services	TOTAL
Kit Carson County of Public Health and Environment	63	40	13	0	7	8	22	0	153
Marillac Health	156	122	259	10	99	58	207	0	911
Metro Community Provider Network	320	41	97	0	86	17	55	1	617
Northeastern Colorado Area Agency on Aging	30	5	8	0	2	5	29	0	79
Northwest Colorado Council of Governments-Vintage	19	10	28	2	0	2	1	0	62
Northwest Colorado Health	98	41	67	0	17	16	21	0	260
Peak Vista Community Health Centers	117	99	234	3	167	114	161	0	895



Grantee	Diagnostic	Preventive	Restorative	Endodontics	Periodontics	Prosthodontics Removable	Oral & Maxillofacial Surgery	Emergency General Services	TOTAL
Pueblo Community Health Center	711	80	154	10	134	90	171	67	1,417
Red Rocks Family Dentistry	347	180	268	9	174	132	188	0	1,298
River Valley Family Health Centers	156	83	123	6	61	48	47	1	525
Salud Family Health Centers	905	356	364	11	206	117	274	0	2,233
Summit Community Care Clinic, Inc.	299	112	175	1	118	30	82	0	817
Sunrise Community Health	268	56	159	0	65	78	231	0	857
The PIC Place	130	92	189	1	62	17	77	0	568
Tri-County Health Department	37	10	90	0	31	51	52	0	271
Uncompahgre Combined Clinics	189	50	115	5	65	2	18	0	444



Grantee	Diagnostic	Preventive	Restorative	Endodontics	Periodontics	Prosthodontics Removable	Oral & Maxillofacial Surgery	Emerge- cy General Services	TOTAL
University of Colorado, School of Dental Medicine	508	103	388	14	332	135	651	36	2,167
Valley-Wide Health Systems, Inc.	243	47	252	4	56	95	253	1	951
TOTAL	8,145	3,521	4,985	132	2,607	1,783	4,283	153	25,609

Table 8 Dental Visits by County by Grantee Type for FY 2021-22²

County	AAA	CBO, Foundations	FQHC, SNC	District/Public Health	Private Dentist	U of C, School of Dental Medicine	Total
Adams	0	331	716	0	0	2,013	3,060
Alamosa	0	0	178	0	0	0	178
Arapahoe	0	62	304	271	211	51	899
Archuleta	0	0	2	0	0	0	2
Baca	0	0	0	0	0	0	0
Bent	0	0	69	0	0	0	69
Boulder	0	0	361	0	14	6	381
Broomfield	0	0	0	0	0	0	0
Chaffee	0	0	92	0	0	0	92
Cheyenne	0	0	0	0	0	0	0
Clear Creek	0	0	0	0	0	0	0
Conejos	0	0	17	0	0	0	17
Costilla	0	0	65	0	0	0	65
Crowley	0	0	0	0	0	0	0
Custer	0	0	0	0	0	0	0
Delta	0	0	228	0	0	0	228
Denver	0	1,382	469	0	1,378	53	3,282
Dolores	0	0	0	0	0	0	0
Douglas	0	18	7	0	1	7	33
Eagle	10	0	0	0	0	2	12
El Paso	0	2,312	620	0	0	2	2,934

² Utilization by County is the sum of visits reported on monthly invoices



County	AAA	CBO, Foundations	FQHC, SNC	District/Public Health	Private Dentist	U of C, School of Dental Medicine	Total
Elbert	0	0	0	0	0	0	0
Fremont	0	4	143	0	0	2	149
Garfield	29	0	0	0	0	0	29
Gilpin	0	0	0	0	0	1	1
Grand	18	0	0	0	0	0	18
Gunnison	0	0	0	0	0	0	0
Hinsdale	0	0	0	0	0	0	0
Huerfano	0	0	0	0	0	0	0
Jackson	0	0	0	0	0	0	0
Jefferson	0	522	307	0	1,514	19	2,362
Kiowa	0	0	0	0	0	0	0
Kit Carson	0	0	41	153	0	0	194
La Plata	0	111	0	0	0	0	111
Lake	0	0	242	0	0	0	242
Larimer	5	0	1,219	1,292	0	5	2,521
Las Animas	0	0	57	0	0	0	57
Lincoln	0	0	41	0	0	0	41
Logan	36	0	140	0	0	0	176
Mesa	0	139	910	0	0	0	1,049
Mineral	0	0	0	0	0	0	0
Moffat	0	0	150	0	0	0	150
Montezuma	0	0	0	0	0	0	0
Montrose	0	50	854	0	0	0	904
Morgan	0	50	854	0	0	0	904
Otero	0	0	48	0	0	0	48



County	AAA	CBO, Foundations	FQHC, SNC	District/Public Health	Private Dentist	U of C, School of Dental Medicine	Total
Ouray	0	0	0	0	0	0	0
Park	0	0	0	0	0	0	0
Phillips	0	0	0	0	0	0	0
Pitkin	0	0	0	0	0	0	0
Prowers	0	0	0	0	0	0	0
Pueblo	0	2,545	1,417	0	0	1	3,963
Rio Blanco	0	0	0	0	0	0	0
Rio Grande	0	0	337	0	0	0	337
Routt	0	0	110	0	0	0	110
Saguache	0	0	0	0	0	2	2
San Juan	0	0	0	0	0	0	0
San Miguel	0	0	445	0	0	0	445
Sedgwick	0	0	0	0	0	0	0
Summit	0	0	572	0	0	0	572
Teller	0	0	169	0	0	0	169
Washington	3	0	0	0	0	0	3
Weld	0	0	415	0	0	3	418
Yuma	25	0	0	0	0	0	25
Totals	140	7,476	10,946	1,716	3,118	2,167	25,563

Table 9 Seniors Enrolled in the Senior Dental Program by County for FY 2021-22

County	Seniors Served	County	Seniors Served	County	Seniors Served
Adams	253	Fremont	52	Morgan	25
Alamosa	11	Garfield	12	Otero	39
Arapahoe	309	Gilpin	8	Ouray	10
Archuleta	1	Grand	13	Park	13
Baca	1	Gunnison	5	Phillips	2
Bent	7	Hinsdale	0	Pitkin	2
Boulder	67	Huerfano	31	Prowers	1
Broomfield	7	Jackson	3	Pueblo	556
Chaffee	23	Jefferson	237	Rio Blanco	3
Cheyenne	2	Kiowa	0	Rio Grande	39
Clear Creek	8	Kit Carson	39	Routt	40
Conejos	13	La Plata	12	Saguache	12
Costilla	22	Lake	31	San Juan	0
Crowley	7	Larimer	339	San Miguel	64
Custer	5	Las Animas	16	Sedgwick	5
ta	100	Lincoln	12	Summit	88
Denver	451	Logan	12	Teller	48
Dolores	0	Mesa	141	Washington	4
Douglas	40	Mineral	0	Weld	155
Eagle	9	Moffat	24	Yuma	8
El Paso	581	Montezuma	0	TOTAL	4,276
Elbert	3	Montrose	210		