



COLORADO
Department of Health Care
Policy & Financing

Department of Health Care Policy & Financing
1570 Grant Street
Denver, CO 80203

November 1, 2021

The Honorable Rhonda Fields, Chair
Senate Health & Human Services Committee
200 E. Colfax Avenue
Denver, CO 80203

Dear Senator Fields:

Enclosed please find the Department of Health Care Policy and Financing's report concerning the Dental Health Care Program for Low-Income Seniors.

Section 25.5-3-405 (2), C.R.S., requires the Department of Health Care Policy and Financing to submit a report to the joint budget committee of the general assembly and to the health and human services committee of the senate and the public health care and human services committee of the house of representatives, or any successor committees, on the operation and effectiveness of the program, including an itemization of the department's administrative expenditures in implementing and administering the program and any recommendations for legislative changes to the program.

Total payments paid in FY 2020-21 by the Colorado Dental Health Care Program for Low-Income Seniors was \$2,987,821. Thirty qualified grantees provided 3,519 seniors with dental care with a total of 19,393 individual dental services.

If you require further information or have additional questions, please contact the Department's Legislative Liaison, Jo Donlin at Jo.Donlin@state.co.us or 720-610-7795.

Sincerely,

A handwritten signature in black ink, appearing to read 'KB', is written over a light blue horizontal line.

Kim Bimestefer
Executive Director

KB/CV

Enclosure(s): Health Care Policy and Financing FY2020-21 Dental Health Care Program for Low-Income Seniors Annual Report



CC: Senator Joann Ginal, Vice Chair, Health and Human Services Committee
Senator Janet Buckner, Health and Human Services Committee
Senator Sonya Jaquez Lewis, Health and Human Services Committee
Senator Barbara Kirkmeyer, Health and Human Services Committee
Senator Cleave Simpson, Health and Human Services Committee
Senator Jim Smallwood, Health and Human Services Committee
Legislative Council Library
State Library
Tracy Johnson, Medicaid Director, HCPF
Tom Massey, Policy, Communications, and Administration Office Director, HCPF
Bettina Schneider, Finance Office Director, HCPF
Bonnie Silva, Community Living Interim Office Director, HCPF
Anne Saumur, Cost Control Office Director, HCPF
Parrish Steinbrecher, Health Information Office Director, HCPF
Rachel Reiter, External Relations Division Director, HCPF
Jo Donlin, Legislative Liaison, HCPF





COLORADO
Department of Health Care
Policy & Financing

Department of Health Care Policy & Financing
1570 Grant Street
Denver, CO 80203

November 1, 2021

The Honorable Dominick Moreno, Chair
Joint Budget Committee
200 East 14th Avenue, Third Floor
Denver, CO 80203

Dear Senator Moreno:

Enclosed please find the Department of Health Care Policy and Financing's report concerning the Dental Health Care Program for Low-Income Seniors.

Section 25.5-3-405 (2), C.R.S., requires the Department of Health Care Policy and Financing to submit a report to the joint budget committee of the general assembly and to the health and human services committee of the senate and the public health care and human services committee of the house of representatives, or any successor committees, on the operation and effectiveness of the program, including an itemization of the department's administrative expenditures in implementing and administering the program and any recommendations for legislative changes to the program.

Total payments paid in FY 2020-21 by the Colorado Dental Health Care Program for Low-Income Seniors was \$2,987,821. Thirty qualified grantees provided 3,519 seniors with dental care with a total of 19,393 individual dental services.

If you require further information or have additional questions, please contact the Department's Legislative Liaison, Jo Donlin at Jo.Donlin@state.co.us or 720-610-7795.

Sincerely,

Kim Bimestefer
Executive Director

KB/CV

Enclosure(s): Health Care Policy and Financing FY2020-21 Dental Health Care Program for Low-Income Seniors Annual Report



CC: Representative Julie McCluskie, Vice-Chair, Joint Budget Committee
Senator Chris Hansen, Joint Budget Committee
Representative Leslie Herod, Joint Budget Committee
Senator Bob Rankin, Joint Budget Committee
Representative Kim Ransom, Joint Budget Committee
Carolyn Kampman, Staff Director, JBC
Robin Eric Kurtz, JBC Analyst
Lauren Larson, Director, Office of State Planning and Budgeting
Edmond Toy, Budget Analyst, Office of State Planning and Budgeting
Legislative Council Library
State Library
Tracy Johnson, Medicaid Director, HCPF
Bonnie Silva, Community Living Interim Office Director, HCPF
Tom Massey, Policy, Communications, and Administration Office Director, HCPF
Anne Saumur, Cost Control Office Director, HCPF
Bettina Schneider, Finance Office Director, HCPF
Parrish Steinbrecher, Health Information Office Director, HCPF
Rachel Reiter, External Relations Division Director, HCPF
Jo Donlin, Legislative Liaison, HCPF





COLORADO
Department of Health Care
Policy & Financing

Department of Health Care Policy & Financing
1570 Grant Street
Denver, CO 80203

November 1, 2021

The Honorable Dafna Michaelson Jenet, Chair
House Public & Behavioral Health & Human Services Committee
200 E. Colfax Avenue
Denver, CO 80203

Dear Representative Michaelson Jenet:

Enclosed please find the Department of Health Care Policy and Financing's report concerning the Dental Health Care Program for Low-Income Seniors.

Section 25.5-3-405 (2), C.R.S., requires the Department of Health Care Policy and Financing to submit a report to the joint budget committee of the general assembly and to the health and human services committee of the senate and the public health care and human services committee of the house of representatives, or any successor committees, on the operation and effectiveness of the program, including an itemization of the department's administrative expenditures in implementing and administering the program and any recommendations for legislative changes to the program.

Total payments paid in FY 2020-21 by the Colorado Dental Health Care Program for Low-Income Seniors was \$2,987,821. Thirty qualified grantees provided 3,519 seniors with dental care with a total of 19,393 individual dental services.

If you require further information or have additional questions, please contact the Department's Legislative Liaison, Jo Donlin at Jo.Donlin@state.co.us or 720-610-7795.

Sincerely,

Kim Bimestefer
Executive Director

KB/CV

Enclosure(s): Health Care Policy and Financing FY2020-21 Dental Health Care Program for Low-Income Seniors Annual Report



CC: Representative Emily Sirota, Vice-chair, House Public & Behavioral Health & Human Services Committee
Representative Mary Bradfield, House Public & Behavioral Health & Human Services Committee
Representative Lisa Cutter, House Public & Behavioral Health & Human Services Committee
Representative Serena Gonzales-Gutierrez, House Public & Behavioral Health & Human Services Committee
Representative Richard Holtorf, House Public & Behavioral Health & Human Services Committee
Representative Iman Jodeh, House Public & Behavioral Health & Human Services Committee
Representative Colin Larson, House Public & Behavioral Health & Human Services Committee
Representative David Ortiz, House Public & Behavioral Health & Human Services Committee
Representative Rod Pelton, House Public & Behavioral Health & Human Services Committee
Representative Naquetta Ricks, House Public & Behavioral Health & Human Services Committee
Representative Dan Woog, House Public & Behavioral Health & Human Services Committee
Representative Mary Young, House Public & Behavioral Health & Human Services Committee
Legislative Council Library
State Library
Tracy Johnson, Medicaid Director, HCPF
Tom Massey, Policy, Communications, and Administration Office Director, HCPF
Bettina Schneider, Finance Office Director, HCPF
Bonnie Silva, Community Living Interim Office Director, HCPF
Anne Saumur, Cost Control Office Director, HCPF



Parrish Steinbrecher, Health Information Office Director, HCPF
Rachel Reiter, External Relations Division Director, HCPF
Jo Donlin, Legislative Liaison, HCPF

Kim Bimestefer
Executive Director

KB/CV

Enclosure(s): Health Care Policy and Financing FY2020-21 Dental Health Care Program for
Low-Income Seniors Annual Report





COLORADO
Department of Health Care
Policy & Financing

Department of Health Care Policy & Financing
1570 Grant Street
Denver, CO 80203

November 1, 2021

The Honorable Susan Lontine, Chair
House Health & Insurance
200 E. Colfax Avenue
Denver, CO 80203

Dear Representative Lontine:

Enclosed please find the Department of Health Care Policy and Financing's report concerning the Dental Health Care Program for Low-Income Seniors.

Section 25.5-3-405 (2), C.R.S., requires the Department of Health Care Policy and Financing to submit a report to the joint budget committee of the general assembly and to the health and human services committee of the senate and the public health care and human services committee of the house of representatives, or any successor committees, on the operation and effectiveness of the program, including an itemization of the department's administrative expenditures in implementing and administering the program and any recommendations for legislative changes to the program.

Total payments paid in FY 2020-21 by the Colorado Dental Health Care Program for Low-Income Seniors was \$2,987,821. Thirty qualified grantees provided 3,519 seniors with dental care with a total of 19,393 individual dental services.

If you require further information or have additional questions, please contact the Department's Legislative Liaison, Jo Donlin at Jo.Donlin@state.co.us or 720-610-7795.

Sincerely,



CC: Representative Yadira Caraveo, Vice-chair, Health & Insurance Committee
Representative Mark Baisley, Health & Insurance Committee
Representative Ron Hanks, Health & Insurance Committee
Representative Dominique Jackson, Health & Insurance Committee
Representative Chris Kennedy, Health & Insurance Committee
Representative Karen McCormick, Health & Insurance Committee
Representative Kyle Mullica, Health & Insurance Committee
Representative David Ortiz, Health & Insurance Committee
Representative Matt Soper, Health & Insurance Committee
Representative Brianna Titone, Health & Insurance Committee
Representative Tonya Van Beber, Health & Insurance Committee
Representative Dave Williams, Health & Insurance Committee
Legislative Council Library
State Library
Bettina Schneider, Finance Office Director, HCPF
Tracy Johnson, Medicaid Director, HCPF
Bonnie Silva, Community Living Interim Office Director, HCPF
Tom Massey, Policy, Communications, and Administration Office Director, HCPF
Anne Saumur, Cost Control Office Director, HCPF
Parrish Steinbrecher, Health Information Office Director, HCPF
Rachel Reiter, External Relations Division Director, HCPF
Jo Donlin, Legislative Liaison, HCPF

Kim Bimestefer
Executive Director

KB/CV

Enclosure(s): Health Care Policy and Financing FY2020-21 Dental Health Care Program for Low-Income Seniors Annual Report



Dental Health Care Program for Low-Income Seniors Annual Report

Contents

- I. EXECUTIVE SUMMARY 2**
- II. SENIOR DENTAL PROGRAM ADMINISTRATION 3**
 - A. PROGRAM OVERVIEW 3
 - B. STAKEHOLDER COLLABORATION 3
 - SENIOR DENTAL ADVISORY COMMITTEE 3
 - SENIOR DENTAL PROGRAM COMMUNICATION 4
 - C. CLIENTS 6
 - ELIGIBILITY REQUIREMENTS 6
 - D. GRANTEES 6
 - GRANT REQUIREMENTS 6
 - SENIORS SERVED 7
 - GRANTEE PARTICIPATION 9
 - E. PROGRAM ADMINISTRATION 13
 - REPORTING REQUIREMENTS 13
 - SENIOR DENTAL PROGRAM COMPLIANCE AUDIT 14
- III. REIMBURSEMENT 16**
 - A. REIMBURSEMENT FOR GRANTEES 16
- IV. GRANTEE ANNUAL REPORTS 19**
- V. SENIOR DENTAL PROGRAM FINANCIAL TABLES 22**



I. EXECUTIVE SUMMARY

The Department of Health Care Policy and Financing (the Department) prepares this report pursuant to Section 25.5-3-405(2), C.R.S. (2020). This annual report concerning the operation and effectiveness of the Colorado Dental Health Care Program for Low-Income Seniors (Senior Dental Program), including an itemization of the Department’s administrative expenditures in administering the program and any recommendations, is delivered each November 1st to the Joint Budget Committee, Senate Health and Human Services Committee, and the House Public Health Care and Human Services Committee of the Colorado General Assembly. The Senior Dental Program provides grants throughout the state to Area Agencies on Aging, public health agencies, Community Health Centers, private dental practices, and other community-based organizations. In FY 2020-21 total payments made equaled \$2,987,821. Grant funds were distributed as follows:

Provider Types	Amount Awarded	Percent of Total Funds
Area Agencies on Aging	\$102,505	4%
Community Based Organizations/Foundations	\$650,865	22%
Federal Qualified Health Centers/Safety Net Clinics	\$1,502,224	50%
Health Districts/Local Public Health Agencies	\$219,514	7%
Private Dentists	\$354,573	12%
University of Colorado School of Dental Medicine	\$158,140	5%
TOTAL	\$2,987,821	100%

In FY 2020-21, there were 30 Senior Dental Program grantees. The number of Colorado seniors served under the Senior Dental Program was 3,519.

This report includes:

- ✓ Eligibility requirements and utilization data;
- ✓ Provider participation requirements and utilization data;
- ✓ Standardized copayment requirements;
- ✓ Methods for allocation and disbursement of funds;
- ✓ Sources of funding;
- ✓ Dental services provided to economically disadvantaged seniors during FY 2020-21; and
- ✓ Program definitions.



II. SENIOR DENTAL PROGRAM ADMINISTRATION

A. PROGRAM OVERVIEW

The General Assembly, through Senate Bill (SB) 14-180, created the Colorado Dental Health Care Program for Low-Income Seniors (Senior Dental Program) to promote the health and welfare of low-income seniors. This law makes it possible for low-income seniors to have access to patient-centered dental care. Part 4 of Article 3 in Title 25.5 is where the program's enabling legislation resides. The following segment of the legislative declaration at Section 25.5-4-402, C.R.S. (2021) illustrates the program's purpose.

The general assembly hereby determines, finds, and declares that:

(b) By relocating and reorganizing the "Colorado Dental Care Act of 1977", which provided dental services to certain eligible seniors, the state department can align those dental health care services with adult dental benefits provided through other dental health care programs for seniors and thereby target the resources effectively to low-income seniors who may not qualify for those programs.

FY 2014-15 was the transition phase of the Colorado Dental Care Act of 1977 administered by the Colorado Department of Public Health and Environment (CDPHE) to the Senior Dental Program administered by the Department of Health Care Policy and Financing (the Department). This transition consisted of defining grant criteria, establishing program rules and awarding grant monies to qualified grantees. Grants for the Senior Dental Program were issued by the Department on July 1, 2015 and qualified seniors were able to receive dental services on that date.

B. STAKEHOLDER COLLABORATION

SENIOR DENTAL ADVISORY COMMITTEE

SB 14-180 recognized the importance of continuing stakeholder participation in the Senior Dental Program and established the Senior Dental Advisory Committee (DAC). The DAC is comprised of eleven members appointed by the Department's executive director and consists of the following:

1. One member representing the Department;
2. One dentist in private practice providing dental care to the senior population who represents a statewide organization of dentists;
3. One dental hygienist providing dental care to seniors;
4. One representative of either an agency that coordinates services for low-income seniors or the office in the Department of Human Services responsible for overseeing services to the elderly;
5. One representative of an organization of Colorado community health centers, as defined in the federal "Public Health Service Act", 42 U.S.C. sec. 254b;



6. One representative of an organization of safety-net health providers that are not community health centers;
7. One representative of the University of Colorado, School of Dental Medicine;
8. Two consumer advocates;
9. One senior who is eligible for services under the program; and
10. One representative of a foundation with experience in making dental care grants.

The DAC not only serves as a forum where the Department and the stakeholder community can discuss the Senior Dental Program, it also makes recommendations to the Medical Services Board regarding rules.

The DAC recommended seniors enrolled in Medicare Advantage Plans be eligible for services under the Senior Dental Program as long as the Medicare Advantage Plan is billed first. Many of the Medicare Advantage Plans offer only limited dental services, which leaves the senior paying high out-of-pocket dental costs. Effective March 12, 2021, seniors are eligible for the Senior Dental Program if they are enrolled in a Medicare Advantage Plan.

The Senior Dental Program rules were first established on January 9, 2015 and are located at 10 CCR 2505-10, Section 8.960 and on the Department's website.

The Senior Dental Program fee schedule encompasses the Senior Dental Program's maximum allowable fee, program payment, maximum patient co-pay and dental procedure guidelines. In FY 2020-21, two new procedures were added to the Senior Dental Program fee schedule: D1354, interim caries arresting medicament application and D1355, caries preventive medicament application.

The General Assembly, through House Bill (HB) 19-1326, allows the DAC to determine the maximum amount per procedure that can be spent by the program's grantees. HB 19-1326 also requires that the maximum amount per procedure not be less than the reimbursement schedule for fee-for-service dental fees under Health First Colorado (Colorado's Medicaid program).

The fee schedule is published on the Department's website:

<https://www.colorado.gov/pacific/hcpf/colorado-dental-health-care-program-low-income-seniors-0>

SENIOR DENTAL PROGRAM COMMUNICATION

The Department publishes a quarterly newsletter that provides Senior Dental Program grantees and stakeholders with updates on Program policies and other Department news. The Department also creates fact sheets to provide potential clients of the Senior Dental Program with program eligibility guidelines. The quarterly newsletter and fact sheets are also published on the



Department's website: <https://www.colorado.gov/pacific/hcpf/colorado-dental-health-care-program-low-income-seniors-0>.



C. CLIENTS

ELIGIBILITY REQUIREMENTS

Qualified grantees administer enrollment into the Senior Dental Program developed by the Department and the DAC. Clients must meet the following criteria to be eligible for the Senior Dental Program:

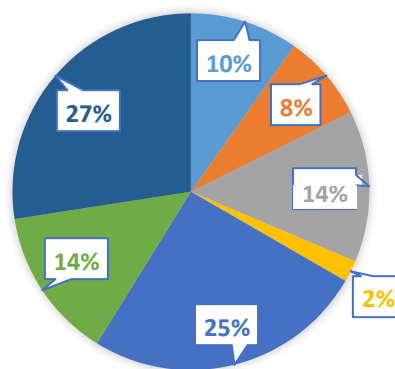
- ✓ Age 60 or over;
- ✓ Not eligible for services under any other dental health care program, such as Health First Colorado or the Old Age Pension Health and Medical Care Program;
- ✓ Not enrolled in private dental insurance;
- ✓ At or below 250% of the current federal poverty level; and
- ✓ Lawfully present in the state.

D. GRANTEES

GRANT REQUIREMENTS

Grantees were required to submit a “Request for Grant Proposals” application. Preference was given to grant proposals that clearly demonstrated the applicant’s ability to outreach to and identify eligible seniors and to collaborate with community-based organizations. Preference was also given to grant proposals that demonstrated an ability to serve a greater number of eligible seniors or that would serve eligible seniors in rural or underserved areas.

MEASURESE USED TO IDENTIFY AND OUTREACH TO TARGETED ELIGIBLE SENIORS IN FY2020-21



Facebook/Instagram/Twitter
Resident service coordinators
Word of mouth

Other
Use internal clinics

Quarterly magazine/brochures/flyers
Wellness/Senior Centers

The Senior Dental Program allows participation from any interested provider that can provide or arrange for the provision of comprehensive dental and oral care services and may include but is not limited to:

- ✓ An Area Agency on Aging, as defined in Section 26-11-203, C.R.S.;
- ✓ A community-based organization or foundation;
- ✓ A Federally Qualified Health Center, safety-net clinic, or health district;
- ✓ A local public health agency; or
- ✓ A private dental practice.

For purposes of this FY 2020-21 Annual Report, the Senior Dental Program grantees are identified in the following categories:

- ✓ Area Agency on Aging (AAA).
- ✓ Community-based organization (CBO) or foundation.
- ✓ Federally Qualified Health Center (FQHC) or safety-net clinic (SNC).
- ✓ Local public health agency or health district;
- ✓ Private dentists; and
- ✓ University of Colorado, School of Dental Medicine (UCSDM).

SENIORS SERVED

During FY 2020-21, there were 3,519 unduplicated seniors who received services through the Senior Dental Program.

Figure 1 FY2020-21 Total Unduplicated Senior Count by Grantee

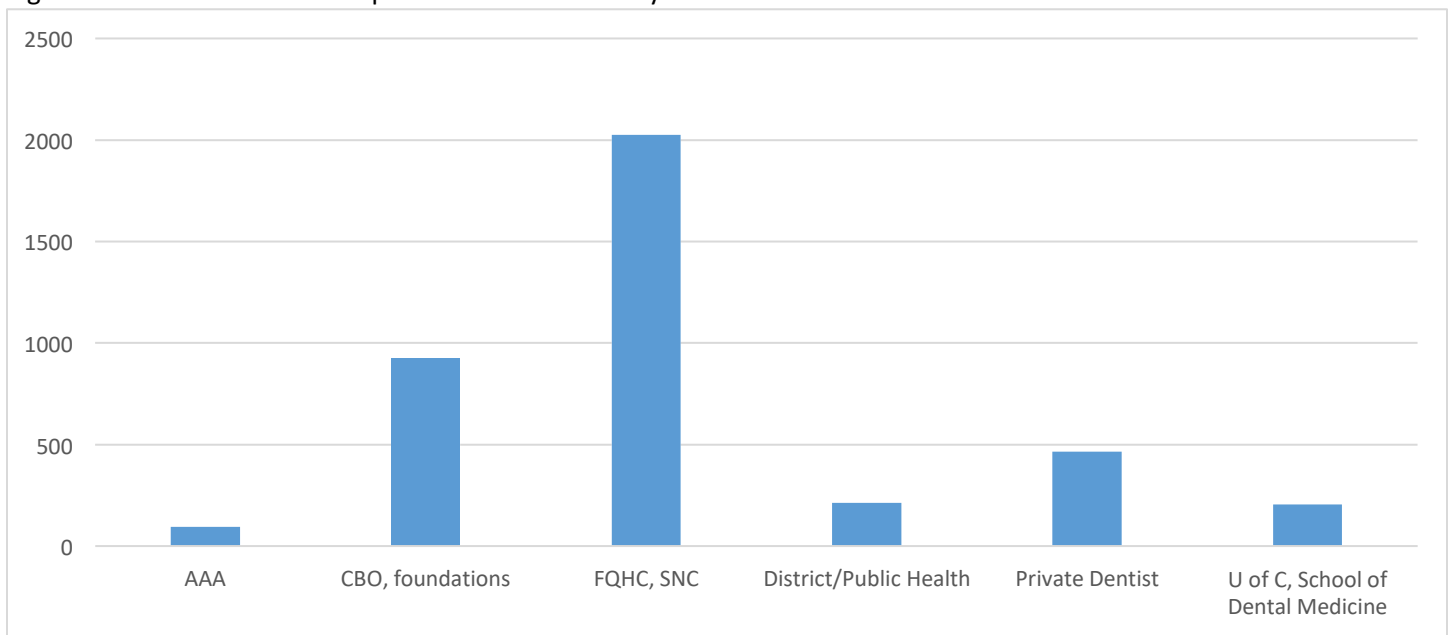


Table 1 shows the seniors served by county. These numbers represent the county that the services were provided in and not necessarily the county where the senior resides.

Table 1 FY 2020-21 Total Unduplicated Senior Count by County¹

County	Seniors Served	County	Seniors Served	County	Seniors Served
Adams	313	Gilpin	0	Phillips	4
Alamosa	12	Grand	4	Pitkin	0
Arapahoe	116	Gunnison	0	Prowers	0
Archuleta	0	Hinsdale	0	Pueblo	602
Baca	0	Huerfano	0	Rio Blanco	0
Bent	7	Jackson	0	Rio Grande	30
Boulder	64	Jefferson	273	Routt	45
Broomfield	0	Kiowa	0	Saguache	0
Chaffee	26	Kit Carson	39	San Juan	0
Cheyenne	0	La Plata	5	San Miguel	113
Clear Creek	0	Lake	28	Sedgwick	0
Conejos	11	Larimer	282	Summit	101
Costilla	10	Las Animas	3	Teller	18
Crowley	0	Lincoln	6	Washington	0
Custer	0	Logan	7	Weld	77
Delta	81	Mesa	94	Yuma	1
Denver	472	Mineral	0	Total	3,547
Dolores	0	Moffat	49		
Douglas	21	Montezuma	0		
Eagle	3	Montrose	135		
El Paso	456	Morgan	9		
Elbert	0	Otero	12		
Fremont	16	Ouray	0		
Garfield	2	Park	0		

¹ Total unduplicated senior count by county will be higher than total unduplicated senior count due to client's moving to different counties.



GRANTEE PARTICIPATION

A total of 30 qualified grantees participated in the Senior Dental Program. Some of the grantees have multiple sites.

Table 2 FY 2020-21 Senior Dental Program Grantees Sites by County

County	AAA	CBO	FQHC/ SNC	Dist/Pub Health	Private Dentist	UCSDM	Total
Adams	0	7	4	0	0	1	12
Alamosa	0	0	1	0	0	0	1
Arapahoe	0	3	3	1	1	0	8
Archuleta	0	0	0	0	0	0	0
Baca	0	0	0	0	0	0	0
Bent	0	0	2	0	0	0	2
Boulder	9	0	2	0	0	0	11
Broomfield	0	0	0	0	0	0	0
Chaffee	0	0	1	0	2	0	3
Cheyenne	0	0	0	0	0	0	0
Clear Creek	0	0	0	0	0	0	0
Conejos	0	0	1	0	0	0	1
Costilla	0	0	1	0	0	0	1
Crowley	0	0	0	0	0	0	0
Custer	0	0	0	0	0	0	0
Delta	0	0	1	0	0	0	1
Denver	0	9	2	0	1	0	12
Dolores	0	0	0	0	0	0	0
Douglas	0	2	2	0	0	0	4
Eagle	1	0	0	0	0	0	1
El Paso	0	1	7	0	0	0	8
Elbert	0	0	0	0	0	0	0
Fremont	0	0	1	0	0	0	1
Garfield	2	0	0	0	0	0	2
Gilpin	0	0	0	0	0	0	0
Grand	3	0	0	0	0	0	3
Gunnison	0	0	0	0	0	0	0
Hinsdale	0	0	0	0	0	0	0
Huerfano	0	0	0	0	0	0	0
Jackson	0	0	0	0	0	0	0
Jefferson	0	12	2	0	3	0	17



County	AAA	CBO	FQHC/ SNC	Dist/Pub Health	Private Dentist	UCSDM	Total
Kiowa	0	0	0	0	0	0	0
Kit Carson	0	0	2	2	0	0	4
La Plata	0	1	0	0	0	0	1
Lake	0	0	1	0	0	0	1
Larimer	1	0	6	2	0	0	9
Las Animas	0	0	1	0	0	0	1
Lincoln	0	0	2	0	0	0	2
Logan	1	0	1	0	0	0	2
Mesa	0	2	3	0	0	0	5
Mineral	0	0	0	0	0	0	0
Moffat	0	0	1	0	0	0	1
Montezuma	0	0	0	0	0	0	0
Montrose	0	1	3	0	0	0	4
Morgan	0	0	2	0	0	0	2
Otero	0	0	1	0	0	0	1
Ouray	0	0	0	0	0	0	0
Park	0	0	0	0	0	0	0
Phillips	1	0	0	0	0	0	1
Pitkin	0	0	0	0	0	0	0
Prowers	0	0	0	0	0	0	0
Pueblo	0	2	3	0	0	0	5
Rio Blanco	0	0	0	0	0	0	0
Rio Grande	0	0	2	0	0	0	2
Routt	0	0	3	0	0	0	3
Saguache	0	0	0	0	0	0	0
San Juan	0	0	0	0	0	0	0
San Miguel	0	0	2	0	0	0	2
Sedgwick	0	0	0	0	0	0	0
Summit	1	0	1	0	0	0	2
Teller	0	0	2	0	0	0	2
Washington	0	0	0	0	0	0	0
Weld	0	0	5	0	0	0	5
Yuma	1	0	0	0	0	0	1
Totals	20	40	71	5	7	1	144



Table 3 lists Senior Dental Program grantees by the city in which the main participating grantee is located. A list of all current Senior Dental Program grantees can be found on the Department’s website: www.colorado.gov/pacific/hcpf/grantee-appointment-information-county.

Table 3 FY 2020-21 Senior Dental Program Qualified Grantees

Senior Dental Program Grantees	Grantee Type	City
Benefits in Action	CBO/Foundation	Englewood
Boulder County Area Agency on Aging	AAA	Boulder
Colorado Coalition for the Homeless	FQHC/Safety Net	Denver
Colorado Gerontological Society	CBO/Foundation	Denver
Comfort Dental Colorado and Yale	Private Dentist	Denver
Community Dental Health NPO	CBO/Foundation	Colorado Springs
Cozy Dental	Private Dentist	Aurora
Dental Lifeline Network	CBO/Foundation	Denver
Freison Family Dentistry	Private Dentist	Lakewood
Health District of Northern Larimer County	Dist/Pub Health	Fort Collins
Inner City Health Center	FQHC/Safety Net	Denver
Kit Carson County Department of Public Health and Environment	Dist/Pub Health	Burlington
Marillac Health	FQHC/Safety Net	Grand Junction
Metro Community Provider Network	FQHC/Safety Net	Denver
Northeastern Colorado Area Agency on Aging	AAA	Fort Morgan
Northwest Colorado Council of Governments-Alpine Area Agency on Aging	AAA	Silverthorne
Northwest Colorado Health	FQHC/Safety Net	Craig
Peak Vista Community Health Centers	FQHC/Safety Net	Colorado Springs
Pueblo Community Health Centers	FQHC/Safety Net	Pueblo
Red Rocks Family Dentistry	Private Dentist	Littleton
River Valley Family Health Center	FQHC/Safety Net	Olathe
Salida Family Dentistry	Private Dentist	Salida
Salud Family Health Centers	FQHC/Safety Net	Fort Lupton
Summit Community Care Clinic, Inc.	FQHC/Safety Net	Frisco
Sunrise Community Health	FQHC/Safety Net	Evans
The PIC Place	FQHC/Safety Net	Montrose
Tri-County Health Department	Dist/Pub Health	Englewood



Senior Dental Program Grantees	Grantee Type	City
Uncompahgre Medical Center	FQHC/Safety Net	Norwood
University of Colorado, School of Dental Medicine	UCSDM	Aurora
Valley-Wide Health Systems, Inc.	FQHC/Safety Net	Alamosa

E. PROGRAM ADMINISTRATION

The enabling legislation designed the Senior Dental Program to be administered at the local level by allowing up to 7% of each grantee's funds to be used for their administrative costs. It is the responsibility of each grantee to determine a senior's eligibility for services, including age, income, lack of dental coverage, and lawful presence in the state. The 7% administrative cost allowance helps cover the grantees' costs of performing these activities.

The Department was appropriated one regular full-time equivalent (FTE) position for the administration of the Senior Dental Program. For state fiscal year 2020-21 Department administrative expenditures were \$82,575, approximately 2.8% of total program funds.

The enabling legislation also requires that grantees are reimbursed on a per procedure basis, with grantee payments and senior copayments set at the procedure level. To meet the legislative requirements and administer the program efficiently, the Department modeled its invoice on the American Dental Association (ADA) Dental Claim Form. The Department receives and authorizes payments for invoices on a monthly basis. In addition, to ensure program funds are spent as intended, the Department performs desk audits on randomly selected files to ensure procedures have not been double billed, the senior is eligible for the Senior Dental Program, and the senior was not charged more than the max copayment.

House Bill 19-1326 directed the Department to evaluate the operation and effectiveness of the program and make recommendations about the most effective options for administering the program. Currently the Senior Dental Program has no prior authorization process meaning seniors could receive time limited or duplicate services from multiple grantees, resulting in take back of funds from grantees upon later review. A database of claims including patient, provider, and procedure information would provide grantees with information about duplicative services. The Department is currently working with the Office of Information Technology to examine options of where the database can be housed so that it can be accessed by grantees while complying with privacy requirements. However, due to lack of administrative funding for the Senior Dental Program, this project is on hold.

REPORTING REQUIREMENTS

To meet its fiduciary responsibility, the Department requires grantees that participate in the Senior Dental Program to submit monthly invoices to the Senior Dental Grant Program Administrator. The invoice includes:

- ✓ Client's name;
- ✓ Gender;



- ✓ Date of birth;
- ✓ Client's zip code;
- ✓ Enrolled in a Medicare Advantage Plan
- ✓ Date dental services received;
- ✓ Treating provider;
- ✓ Treating provider's zip code;
- ✓ Procedure code;
- ✓ Tooth number(s);
- ✓ Tooth surface(s);
- ✓ Quadrant(s);
- ✓ Patient copayment amount;
- ✓ Amount charged to program if less than the maximum program fee; and
- ✓ Administration cost, not to exceed 7%.

SENIOR DENTAL PROGRAM COMPLIANCE AUDIT

In accordance with the Senior Dental Program contract, the Department may request random audits at any time and can be requested up to four (4) times per year.

The grantee is notified of the client files to be audited and has thirty (30) calendar days of notification to submit the requested files.

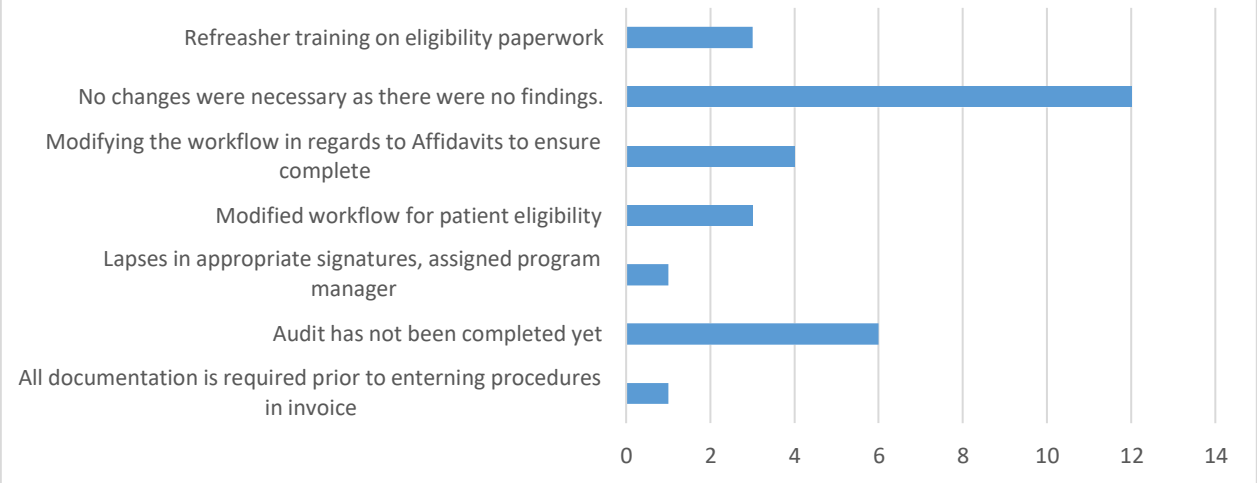
Grantee files are assessed to ensure they meet the following criteria:

- ✓ Documentation of client eligibility, including income, proof of age and evidence of lawful presence;
- ✓ Documentation that the Department was not double billed for procedures;
- ✓ Documentation that the dental services provided match the grantee billing records;
- ✓ Documentation that MAPs were billed, if able, prior to the Senior Dental Program being billed; and
- ✓ Documentation that the client was not charged more than the max program co-payment.

If found to be out of compliance, the grantee receives a review summary which indicates what compliance issues were found along with a Corrective Action Plan (CAP) form. The grantee is required to fill out the CAP form indicating what internal controls will be implemented to ensure the compliance issues are resolved. Failure to submit requested audit files or CAP to the Department by the deadline date may result in the Department terminating the grantee's contract. In the future, the Department may conduct on-site audits to ensure all files are complete and accurate. In FY 2020-21, grantees indicated internal changes that were made due to findings in the FY2019-20 audit, those responses are in the graph below.



INTERNAL CHANGES MADE DUE TO AUDIT FINDINGS



III. REIMBURSEMENT

A. REIMBURSEMENT FOR GRANTEES

In the FY2020-21 Long Bill (SB19-207), the Colorado General Assembly appropriated \$2,962,510 to the Department for the Senior Dental Program. When funds are received back from grantees due to audit findings, the funds are reverted into an account to be reused by the Senior Dental Program. A total of \$27,848 can be used every fiscal year, if available. In FY2020-21, there was a total of \$25,311 used in FY2020-21 from this account. The total payment to grantees in FY2020-21 is shown in Table 4.

Table 4 FY 2020-21 Senior Dental Program Payments

Provider Types	Dental Procedures	7% Administration	Total
AAA	\$96,753	\$5,752	\$102,505
CBO or foundation	\$608,287	\$42,577	\$650,865
FQHC or SNC	\$1,417,092	\$85,131	\$1,502,224
Local public health agency or health district	\$207,654	\$11,860	\$219,514
Private dentists	\$344,700	\$9,873	\$354,573
CU, School of Dental Medicine	\$147,788	\$10,352	\$158,140
Total	\$2,822,275	\$165,546	\$2,987,821



Table 5 Senior Dental Program Grantee Payment Detail for FY2020-21

Grantees	Grant Amount	Payment for Procedure	Administration. Payment (limited to 7%)	Total Program Payment	Co-Payment Received	Total Paid to Grantee
Benefits in Action	\$6,506	\$6,081	\$426	\$6,506	\$0	\$6,506
Boulder County Area Agency on Aging	\$77,183	\$73,088	\$4,095	\$77,183	\$4,275	\$81,458
Colorado Coalition for the Homeless	\$103,331	\$96,571	\$6,760	\$103,331	\$0	\$103,331
Colorado Gerontological Society	\$251,322	\$234,881	\$16,442	\$251,322	\$0	\$251,322
Comfort Dental Colorado and Yale	\$129,490	\$121,675	\$7,815	\$129,490	\$0	\$129,490
Community Dental Health NPO	\$393,036	\$367,326	\$25,710	\$393,036	\$22,385	\$415,421
Cozy Dental	\$31,628	\$31,281	\$348	\$31,628	\$280	\$31,908
Dental Lifeline Network	\$0	\$0	\$0	\$0	\$0	\$0
Freison Family Dentistry	\$23,398	\$23,293	\$105	\$23,398	\$0	\$23,398
Health District of Northern Larimer County	\$144,350	\$134,907	\$9,443	\$144,350	\$7,850	\$152,200
Inner City Health Center	\$155,063	\$144,918	\$10,144	\$155,063	\$6,820	\$161,883
Kit Carson County Department of Public Health & Environment	\$30,152	\$28,179	\$1,973	\$30,152	\$1,570	\$31,722
Marillac Health	\$112,575	\$105,694	\$6,881	\$112,575	\$8,180	\$120,755
Metro Community Provider Network	\$56,468	\$52,773	\$3,694	\$56,468	\$0	\$56,468
Northeastern Colorado Area Agency on Aging	\$10,582	\$9,890	\$692	\$10,582	\$650	\$11,232
Northwest Colorado Council of Governments-Alpine Area Agency on Agency	\$14,739	\$13,775	\$964	\$14,739	\$895	\$15,634
Northwest Colorado Health	\$58,807	\$57,523	\$1,284	\$58,807	\$240	\$59,047



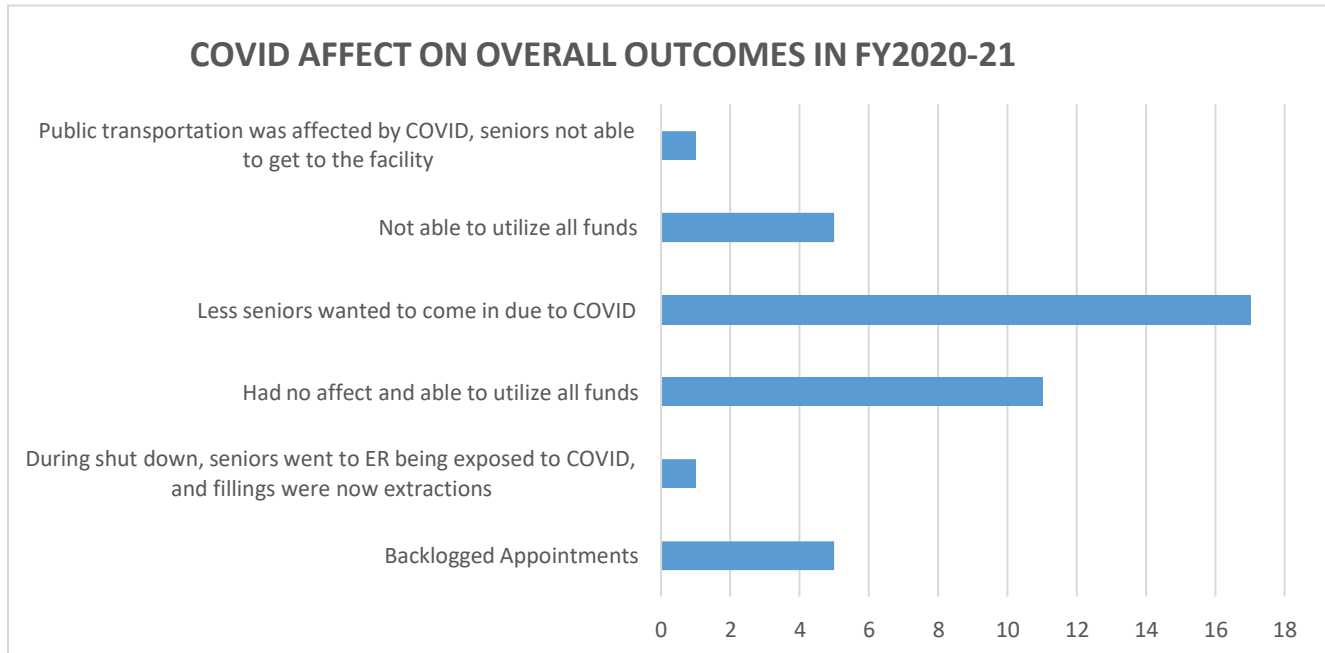
Grantees	Grant Amount	Payment for Procedure	Administration. Payment (limited to 7%)	Total Program Payment	Co-Payment Received	Total Paid to Grantee
Peak Vista Community Health Centers	\$89,585	\$83,724	\$5,861	\$89,585	\$6,840	\$96,425
Pueblo Community Health Center	\$168,522	\$157,498	\$11,025	\$168,522	\$4,668	\$173,190
Red Rocks Family Dentistry	\$145,509	\$145,509	\$0	\$145,509	\$0	\$145,509
River Valley Family Health Center	\$118,790	\$115,405	\$3,385	\$118,790	\$0	\$118,790
Salida Family Dentistry	\$24,548	\$22,942	\$1,606	\$24,548	\$1,285	\$25,833
Salud Family Health Centers	\$185,111	\$173,001	\$12,110	\$185,111	\$10,395	\$195,506
Summit Community Care Clinic, Inc.	\$86,055	\$81,540	\$4,515	\$86,055	\$4,060	\$90,115
Sunrise Community Health	\$106,808	\$104,116	\$2,692	\$106,808	\$6,695	\$113,503
The PIC Place	\$36,500	\$34,414	\$2,086	\$36,500	\$480	\$36,980
Tri-County Health Department	\$45,013	\$44,569	\$444	\$45,013	\$0	\$45,013
Uncompaghre Medical Center	\$76,436	\$71,436	\$5,000	\$76,436	\$3,835	\$80,271
University of Colorado, School of Dental Medicine	\$158,140	\$147,788	\$10,352	\$158,140	\$0	\$158,140
Valley-Wide Health Systems, Inc.	\$148,174	\$138,480	\$9,694	\$148,174	\$10,770	\$158,944
Total	\$2,987,821	\$2,822,275	\$165,546	\$2,987,821	\$102,173	\$3,089,994



IV. GRANTEE ANNUAL REPORTS

Per the program statute, Senior Dental Program grantees are required to submit an annual report by September 1 each year.

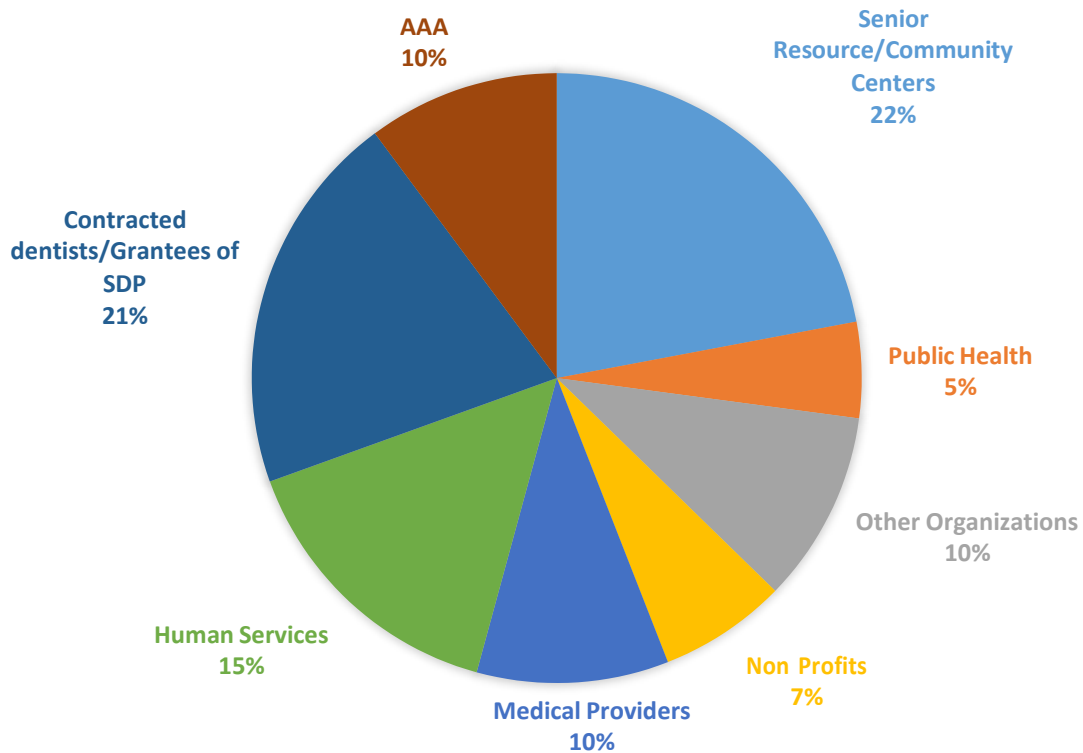
As with last fiscal year, some grantees ran out funds. However, due to the COVID pandemic they were able to utilize funds not used by other grantees. These grantees were not able to utilize all funds due to backlogged appointments, less seniors wanting to receive treatment due to COVID, and public transportation was affected.



In this year's Long Bill, funding for the Senior Dental Program will be increased by \$1 million to bring total funding to \$4 million beginning FY2021-22.

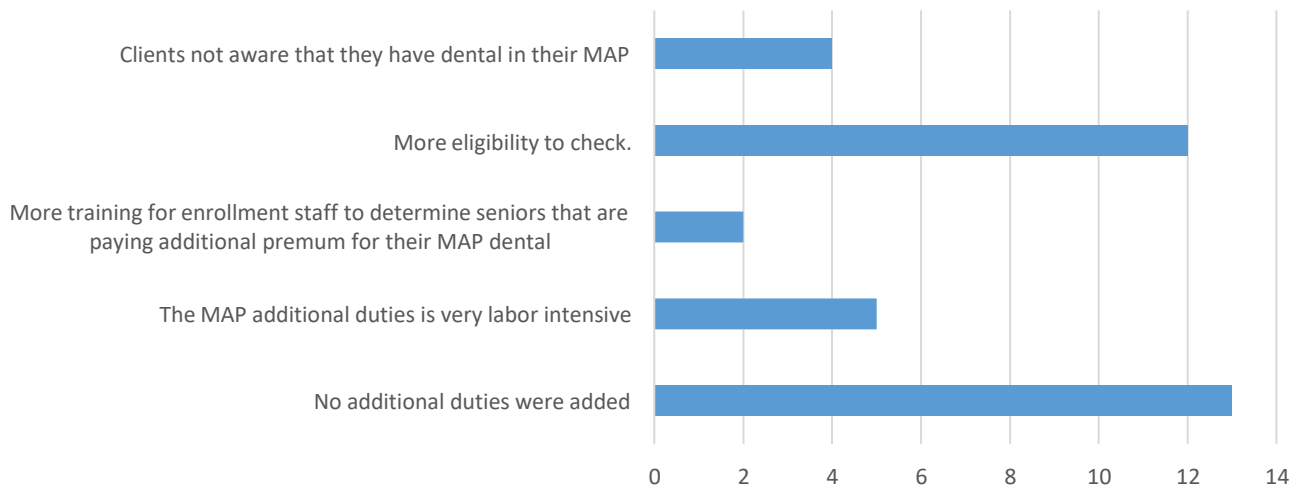
The Senior Dental Program grantees collaborate with numerous organizations which include, but are not limited to: Community centers, contracted dentists, hospitals, Area Agency on Aging, and senior housing. The accomplishments of these grantees ranged from increasing the number of seniors seen, able to utilize all funds, and able to assist seniors in the community that could not afford dental care. The grantees must identify and outreach to targeted eligible seniors in their area. The grantees attend Annual Age Well conferences, develop flyers, promote to current medical patients, and do social marketing.

ORGANIZATIONS COLLABORATED WITH IN FY2020-21



The Senior Dental Program grantees did face some challenges during FY 2020-21 with the addition of Medicare Saving Plans (MAP) into the Senior Dental Program. The grantee's annual reports indicated that the following in correlation with administrative duties and the MAPs.

EXTRA ADMINISTRATIVE DUTIES CAUSED BY MEDICARE ADVANTAGE PLANS



There was a total of seventeen grantees that used all allocated funds. Going into FY2021-22, there was a total of 258 seniors on waitlists with a total of \$373,000 needed to eliminate all names from the waitlist.

V. SENIOR DENTAL PROGRAM FINANCIAL TABLES

Table 6 Procedures Performed by Grantee Type for FY2020-21

Grantees	Diagnostic	Preventive	Restorative	Endodontics	Periodontics	Prosthodontics , Removable (dentures)	Oral & Maxillofacial Surgery	Emergency General Services	TOTAL
AAA	102	20	132	4	48	34	96	3	439
CBO or foundation	1,920	798	800	1	419	415	1,057	15	5,425
FQHC or SNC	3,499	730	1,658	35	872	663	1,311	39	8,807
Local public health agency or health district	483	125	348	5	149	83	101	0	1,294
Private dentists	734	334	419	31	169	168	322	8	2,185
U of C, School of Dental Medicine	354	65	302	4	241	60	213	4	1,243
Total	7,092	2,072	3,659	80	1,898	1,423	3,100	69	19,393

Figure 2 Total Co-Payments Received for FY2020-21

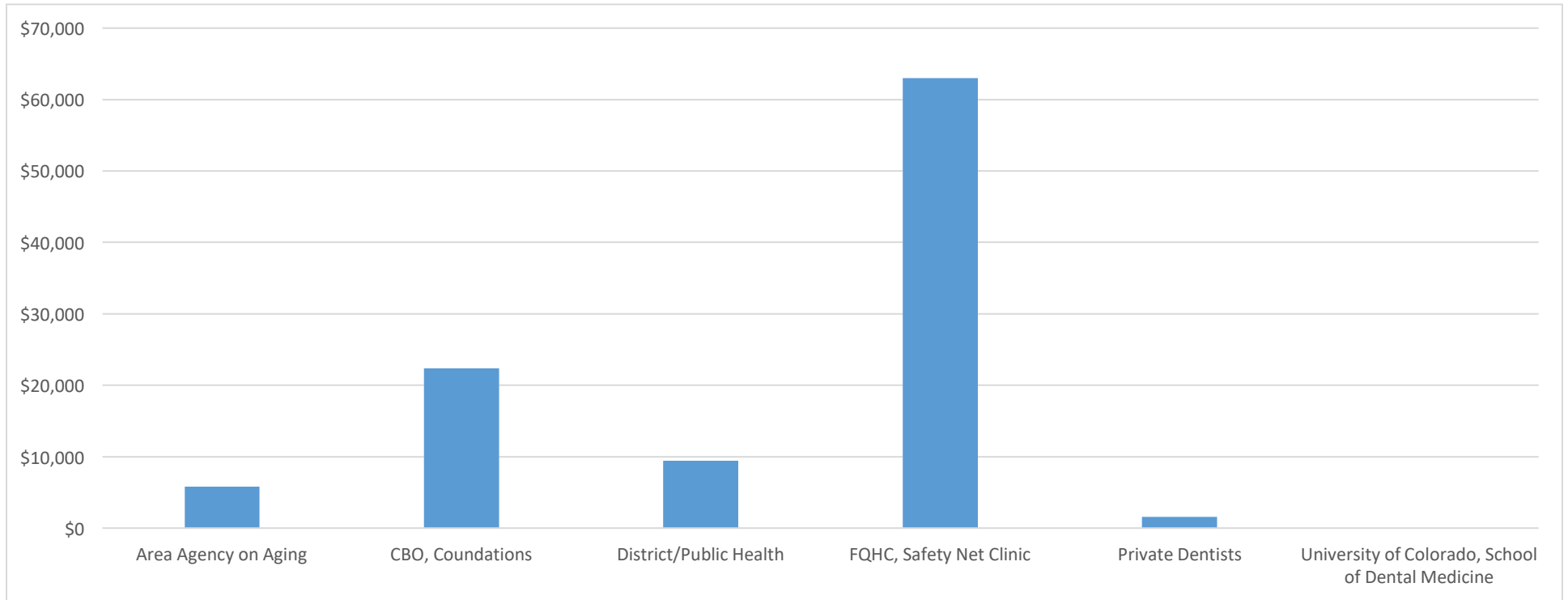


Table 7 Procedures Performed by Grantees in FY2020-21

Grantee	Diagnostic	Preventive	Restorative	Endodontics	Periodontics	Prosthodontics , Removable	Oral & Maxillofacial Surgery	Emergency General Services	TOTAL
Benefits in Action	15	3	5	0	5	5	4	0	37
Boulder County Area Agency on Aging	67	8	85	3	40	26	85	3	317
Colorado Coalition for the Homeless	245	77	106	0	84	58	66	0	636
Colorado Gerontological Society	160	21	190	0	99	170	360	11	1,011
Comfort Dental Colorado and Yale	186	87	147	19	5	54	122	0	620
Community Dental Health NPO	1,196	577	379	0	93	206	597	4	3,052
Cozy Dental	116	47	44	4	27	18	8	1	265
Dental Lifeline Network	0	0	0	0	0	0	0	0	0
Freison Family Dentistry	57	31	23	1	17	10	28	4	171
Health District of Northern Larimer County	356	86	223	4	113	52	68	0	902
Inner City Health Center	549	197	226	1	222	34	96	0	1,325
Kit Carson County of Public Health & Environment	88	29	36	0	19	6	15	0	193
Marillac Health	63	44	81	3	59	74	207	0	531
Metro Community Provider Network	321	23	66	0	85	15	61	3	574



Grantee	Diagnostic	Preventive	Restorative	Endodontics	Periodontics	Prosthodontics , Removable	Oral & Maxillofacial Surgery	Emergency General Services	TOTAL
Northeastern Colorado Area Agency on Aging	13	3	19	0	1	5	8	0	49
Northwest Colorado Council of Governments- Alpine Area Agency on Aging	22	9	28	1	7	3	3	0	73
Northwest Colorado Health	170	33	76	2	17	33	57	0	388
Peak Vista Community Health Centers	75	16	85	1	42	72	81	1	373
Pueblo Community Health Center	990	116	212	7	133	57	169	31	1,715
Red Rocks Family Dentistry	352	160	156	6	114	76	155	3	1,022
River Valley Family Health Centers	190	70	165	7	53	61	89	1	636
Salida Family Dentistry	23	9	49	1	6	10	9	0	107
Salud Family Health Centers	502	198	252	5	115	92	163	0	1,327
Summit Community Care Clinic, Inc.	261	51	136	3	114	16	45	0	626
Sunrise Community Health	247	24	176	0	54	83	107	0	691
The PIC Place	70	35	70	1	8	21	17	0	222
Tri-County Health Department	39	10	89	1	17	25	18	0	199



Grantee	Diagnostic	Preventive	Restorative	Endodontics	Periodontics	Prosthodontics , Removable	Oral & Maxillofacial Surgery	Emergency General Services	TOTAL
Uncompahgre Combined Clinics	226	31	103	4	79	0	57	0	500
University of Colorado, School of Dental Medicine	354	65	302	4	241	60	213	4	1,243
Valley-Wide Health Systems, Inc.	139	12	130	2	29	81	192	3	588
TOTAL	7,092	2,072	3,659	80	1,898	1,423	3,100	69	19,393

Table 8 Dental Visits by County by Grantee Type for FY2020-21²

County	AAA	CBO, Foundations	FQHC, SNC	District/Public Health	Private Dentist	U of C, School of Dental Medicine	Total
Adams	0	243	560	0	0	1,243	2,046
Alamosa	0	0	57	0	0	0	57
Arapahoe	0	102	200	199	265	0	766
Archuleta	0	0	0	0	0	0	0
Baca	0	0	0	0	0	0	0
Bent	0	0	40	0	0	0	40
Boulder	317	0	151	0	0	0	468
Broomfield	0	0	0	0	0	0	0
Chaffee	0	0	28	0	107	0	135
Cheyenne	0	0	0	0	0	0	0
Clear Creek	0	0	0	0	0	0	0
Conejos	0	0	45	0	0	0	45
Costilla	0	0	56	0	0	0	56
Crowley	0	0	0	0	0	0	0
Custer	0	0	0	0	0	0	0
Delta	0	0	312	0	0	0	312
Denver	0	1,444	647	0	619	0	2,710
Dolores	0	0	0	0	0	0	0
Douglas	0	23	55	0	0	0	78
Eagle	14	0	0	0	0	0	14
El Paso	0	1,471	225	0	0	0	1,696

² Utilization by County is the sum of visits reported on monthly invoices

County	AAA	CBO, Foundations	FQHC, SNC	District/Public Health	Private Dentist	U of C, School of Dental Medicine	Total
Elbert	0	0	0	0	0	0	0
Fremont	0	0	78	0	0	0	78
Garfield	14	0	0	0	0	0	14
Gilpin	0	0	0	0	0	0	0
Grand	27	0	0	0	0	0	27
Gunnison	0	0	0	0	0	0	0
Hinsdale	0	0	0	0	0	0	0
Huerfano	0	0	0	0	0	0	0
Jackson	0	0	0	0	0	0	0
Jefferson	0	322	312	0	1,193	0	1,827
Kiowa	0	0	0	0	0	0	0
Kit Carson	0	0	15	193	0	0	208
La Plata	0	29	0	0	0	0	29
Lake	0	0	142	0	0	0	142
Larimer	16	0	880	902	0	0	1,798
Las Animas	0	0	22	0	0	0	22
Lincoln	0	0	26	0	0	0	26
Logan	11	0	40	0	0	0	51
Mesa	0	167	542	0	0	0	709
Mineral	0	0	0	0	0	0	0
Moffat	0	0	200	0	0	0	200
Montezuma	0	0	0	0	0	0	0
Montrose	0	39	531	0	0	0	570
Morgan	0	0	82	0	0	0	82
Otero	0	0	105	0	0	0	105



County	AAA	CBO, Foundations	FQHC, SNC	District/Public Health	Private Dentist	U of C, School of Dental Medicine	Total
Ouray	0	0	0	0	0	0	0
Park	0	0	0	0	0	0	0
Phillips	34	0	0	0	0	0	34
Pitkin	0	0	0	0	0	0	0
Prowers	0	0	0	0	0	0	0
Pueblo	0	1,580	1,705	0	0	0	3,285
Rio Blanco	0	0	0	0	0	0	0
Rio Grande	0	0	188	0	0	0	188
Routt	0	0	187	0	0	0	187
Saguache	0	0	0	0	0	0	0
San Juan	0	0	0	0	0	0	0
San Miguel	0	0	503	0	0	0	503
Sedgwick	0	0	0	0	0	0	0
Summit	2	0	483	0	0	0	485
Teller	0	0	45	0	0	0	45
Washington	0	0	0	0	0	0	0
Weld	0	0	329	0	0	0	329
Yuma	4	0	0	0	0	0	4
Totals	439	5,420	8,791	1,294	2,184	1,243	19,371

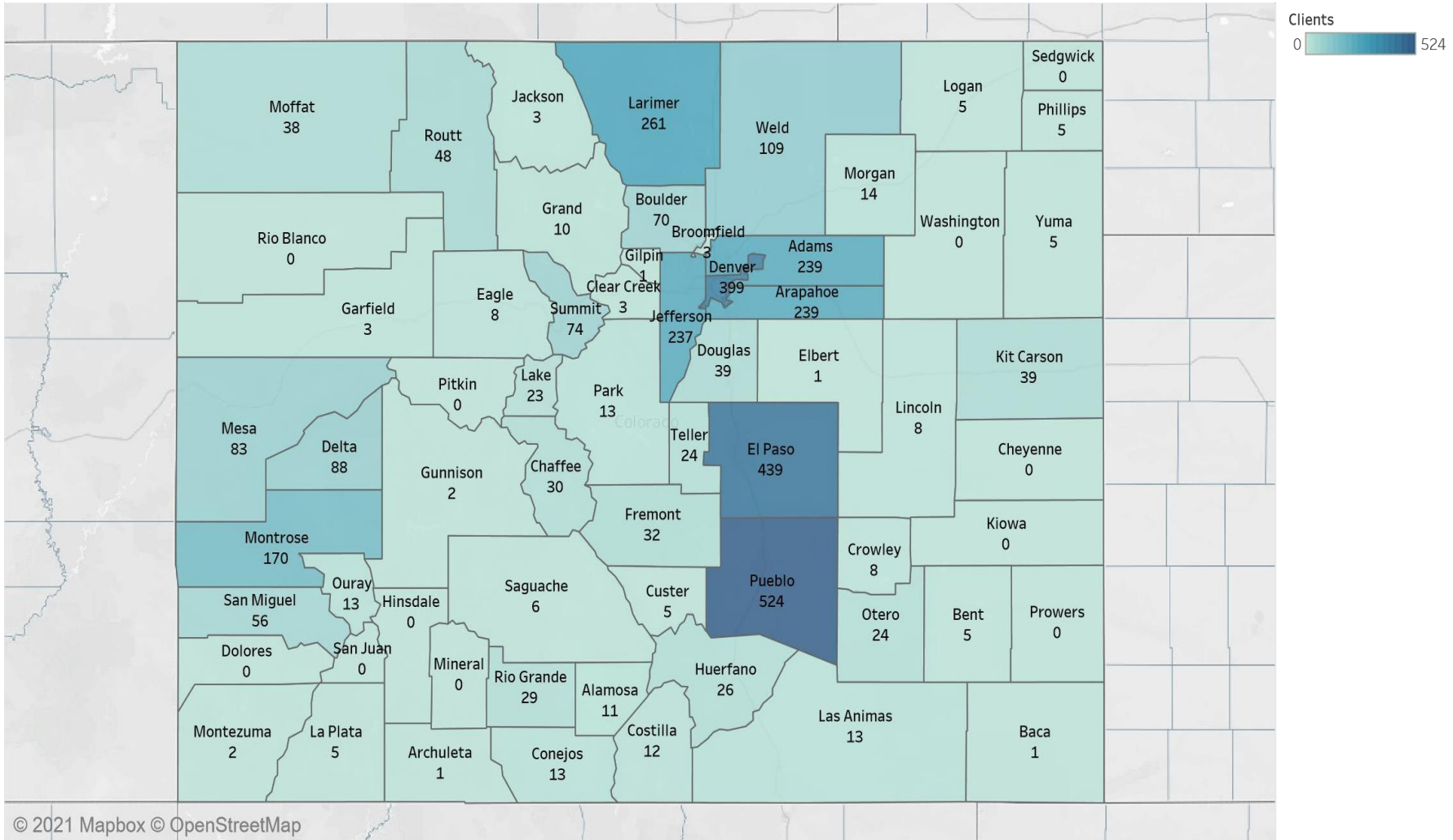
Table 9 Seniors Enrolled in the Senior Dental Program by County for FY2020-21

County	Seniors Served
Adams	239
Alamosa	11
Arapahoe	239
Archuleta	1
Baca	1
Bent	5
Boulder	70
Broomfield	3
Chaffee	30
Cheyenne	0
Clear Creek	3
Conejos	13
Costilla	12
Crowley	8
Custer	5
Delta	88
Denver	399
Dolores	0
Douglas	39
Eagle	8
El Paso	439
Elbert	1
Fremont	32
Garfield	3
Gilpin	1
Grand	10
Gunnison	2
Hinsdale	0
Huerfano	26
Jackson	3
Jefferson	237
Kiowa	0
Kit Carson	39

County	Seniors Served
La Plata	5
Lake	23
Larimer	261
Las Animas	13
Lincoln	8
Logan	5
Mesa	83
Mineral	0
Moffat	38
Montezuma	2
Montrose	170
Morgan	14
Otero	24
Ouray	13
Park	13
Phillips	5
Pitkin	0
Prowers	0
Pueblo	524
Rio Blanco	0
Rio Grande	29
Routt	48
Saguache	6
San Juan	0
San Miguel	56
Sedgwick	0
Summit	74
Teller	24
Washington	0
Weld	109
Yuma	5
TOTAL	3,519



Clients by County



Map based on Longitude (generated) and Latitude (generated). Color shows sum of Clients. The marks are labeled by County and sum of Clients. Details are shown for County. The view is filtered on County, which keeps 64 of 64 members.