



COLORADO
Department of Health Care
Policy & Financing

Department of Health Care Policy & Financing
1570 Grant Street
Denver, CO 80203

November 2, 2020

The Honorable Daneya Esgar, Chair
Joint Budget Committee
200 East 14th Avenue, Third Floor
Denver, CO 80203

Dear Representative Esgar:

Enclosed please find the Department of Health Care Policy and Financing's report concerning the Dental Health Care Program for Low-Income Seniors.

Section 25.5-3-405 (2), C.R.S., requires the Department of Health Care Policy and Financing to submit a report to the joint budget committee of the general assembly and to the health and human services committee of the senate and the public health care and human services committee of the house of representatives, or any successor committees, on the operation and effectiveness of the program, including an itemization of the department's administrative expenditures in implementing and administering the program and any recommendations for legislative changes to the program.

Total payments paid in FY 2019-20 by the Colorado Dental Health Care Program for Low-Income Seniors was \$3,572,551. Thirty qualified grantees provided 3,924 seniors with dental care with a total of 20,968 individual dental services.

If you require further information or have additional questions, please contact the Department's Legislative Analyst, Jill Mullen, at Jill.Mullen@state.co.us or 720-682-3046.

Sincerely,

A handwritten signature in black ink, appearing to read 'K Bimestefer', is written over a horizontal line.

Kim Bimestefer
Executive Director

KB/CV



Enclosure(s): Health Care Policy and Financing 2020 Dental Health Care Program for Low-Income Seniors Annual Report

CC: Senator Dominick Moreno, Vice-chair, Joint Budget Committee
Representative Julie McCluskie, Joint Budget Committee
Representative Kim Ransom, Joint Budget Committee
Senator Bob Rankin, Joint Budget Committee
Senator Rachel Zenzinger, Joint Budget Committee
Carolyn Kampman, Staff Director, JBC
Eric Kurtz, JBC Analyst
Lauren Larson, Director, Office of State Planning and Budgeting
Edmond Toy, Budget Analyst, Office of State Planning and Budgeting
Legislative Council Library
State Library
John Bartholomew, Finance Office Director, HCPF
Tracy Johnson, Medicaid Director, HCPF
Bonnie Silva, Community Living Interim Office Director, HCPF
Tom Massey, Policy, Communications, and Administration Office Director, HCPF
Anne Saumur, Cost Control Office Director, HCPF
Parrish Steinbrecher, Health Information Office Director, HCPF
Rachel Reiter, External Relations Division Director, HCPF





COLORADO
Department of Health Care
Policy & Financing

Department of Health Care Policy & Financing
1570 Grant Street
Denver, CO 80203

November 2, 2020

The Honorable Rhonda Fields, Chair
Senate Health and Human Services Committee
200 E. Colfax Avenue
Denver, CO 80203

Dear Senator Fields:

Enclosed please find the Department of Health Care Policy and Financing's report concerning the Dental Health Care Program for Low-Income Seniors.

Section 25.5-3-405 (2), C.R.S., requires the Department of Health Care Policy and Financing to submit a report to the joint budget committee of the general assembly and to the health and human services committee of the senate and the public health care and human services committee of the house of representatives, or any successor committees, on the operation and effectiveness of the program, including an itemization of the department's administrative expenditures in implementing and administering the program and any recommendations for legislative changes to the program.

Total payments paid in FY 2019-20 by the Colorado Dental Health Care Program for Low-Income Seniors was \$3,572,551. Thirty qualified grantees provided 3,924 seniors with dental care with a total of 20,968 individual dental services.

If you require further information or have additional questions, please contact the Department's Legislative Analyst, Jill Mullen, at Jill.Mullen@state.co.us or 303.866.6912.

Sincerely,

A handwritten signature in black ink that reads 'Kim Bimestefer'.

Kim Bimestefer
Executive Director

KB/CV



Enclosure(s): Health Care Policy and Financing 2020 Dental Health Care Program for Low-Income Seniors Annual Report

Cc: Senator Faith Winter, Vice Chair, Health and Human Services Committee
Senator Larry Crowder, Health and Human Services Committee
Senator Jim Smallwood, Health and Human Services Committee
Senator Joann Ginal, Health and Human Services Committee
Legislative Council Library
State Library
John Bartholomew, Finance Office Director, HCPF
Tracy Johnson, Medicaid Director, HCPF
Tom Massey, Policy, Communications, and Administration Office Director, HCPF
Parrish Steinbrecher, Health Information Office Director, HCPF
Anne Saumur, Cost Control and Quality Improvement Division Director, HCPD
Bonnie Silva, Office of Community Living Division Director, HCPF
Rachel Reiter, External Relations Division Director, HCPF





COLORADO
Department of Health Care
Policy & Financing

Department of Health Care Policy & Financing
1570 Grant Street
Denver, CO 80203

November 2, 2020

The Honorable Susan Lontine, Chair
House Health and Insurance Committee
200 E. Colfax Avenue
Denver, CO 80203

Dear Representative Lontine:

Enclosed please find the Department of Health Care Policy and Financing's report concerning the Dental Health Care Program for Low-Income Seniors.

Section 25.5-3-405 (2), C.R.S., requires the Department of Health Care Policy and Financing to submit a report to the joint budget committee of the general assembly and to the health and human services committee of the senate and the public health care and human services committee of the house of representatives, or any successor committees, on the operation and effectiveness of the program, including an itemization of the department's administrative expenditures in implementing and administering the program and any recommendations for legislative changes to the program.

Total payments paid in FY 2019-20 by the Colorado Dental Health Care Program for Low-Income Seniors was \$3,572,551. Thirty qualified grantees provided 3,924 seniors with dental care with a total of 20,968 individual dental services.

If you require further information or have additional questions, please contact the Department's Legislative Analyst, Jill Mullen, at Jill.Mullen@state.co.us or 303.866.6912.

Sincerely,

A handwritten signature in black ink, appearing to read 'K Bimestefer'.

Kim Bimestefer
Executive Director

KB/CV



Enclosure(s): Health Care Policy and Financing 2020 Dental Health Care Program for Low-Income Seniors Annual Report

Cc: Representative Yadira Caraveo, Vice Chair, Health and Insurance Committee
Representative Mark Baisley, Health and Insurance Committee
Representative Susan Beckman, Health and Insurance Committee
Representative Janet Buckner, Health and Insurance Committee
Representative Dominique Jackson, Health and Insurance Committee
Representative Kerry Tipper, Health and Insurance Committee
Representative Kyle Mullica, Health and Insurance Committee
Representative Matt Soper, Health and Insurance Committee
Representative Brianna Titone, Health and Insurance Committee
Representative Perry Will, Health and Insurance Committee
Representative Mary Young, Health and Insurance Committee
Legislative Council Library
State Library
John Bartholomew, Finance Office Director, HCPF
Tracy Johnson, Medicaid Director, HCPF
Tom Massey, Policy, Communications, and Administration Office Director, HCPF
Parrish Steinbrecher, Health Information Office Director, HCPF
Anne Saumur, Cost Control and Quality Improvement Division Director, HCPD
Bonnie Silva, Office of Community Living Division Director, HCPF
Rachel Reiter, External Relations Division Director, HCPF





COLORADO
Department of Health Care
Policy & Financing

Department of Health Care Policy & Financing
1570 Grant Street
Denver, CO 80203

November 2, 2020

The Honorable Jonathan Singer, Chair
House Public Health Care and Human Services Committee
200 E. Colfax Avenue
Denver, CO 80203

Dear Representative Singer:

Enclosed please find the Department of Health Care Policy and Financing's report concerning the Dental Health Care Program for Low-Income Seniors.

Section 25.5-3-405 (2), C.R.S., requires the Department of Health Care Policy and Financing to submit a report to the joint budget committee of the general assembly and to the health and human services committee of the senate and the public health care and human services committee of the house of representatives, or any successor committees, on the operation and effectiveness of the program, including an itemization of the department's administrative expenditures in implementing and administering the program and any recommendations for legislative changes to the program.

Total payments paid in FY 2019-20 by the Colorado Dental Health Care Program for Low-Income Seniors was \$3,572,551. Thirty qualified grantees provided 3,924 seniors with dental care with a total of 20,968 individual dental services.

If you require further information or have additional questions, please contact the Department's Legislative Analyst, Jill Mullen, at Jill.Mullen@state.co.us or 303.866.6912.

Sincerely,

A handwritten signature in black ink, appearing to read 'K Bimestefer'.

Kim Bimestefer
Executive Director

KB/CV



Enclosure(s): Health Care Policy and Financing 2020 Dental Health Care Program for Low-Income Seniors Annual Report

Cc: Representative Dafna Michaelson Jenet, Vice Chair, Public Health Care and Human Services Committee
Representative Yadira Caraveo, Public Health Care and Human Services Committee
Representative Lisa Cutter, Public Health Care and Human Services Committee
Representative Serena Gonzales-Gutierrez, Public Health Care and Human Services Committee
Representative Sonya Jacquez Lewis, Public Health Care and Human Services Committee
Representative Lois Landgraf, Public Health Care and Human Services Committee
Representative Colin Larson, Public Health Care and Human Services Committee
Representative Larry Liston, Public Health Care and Human Services Committee
Representative Kyle Mullica, Public Health Care and Human Services Committee
Representative Rod Pelton, Public Health Care and Human Services Committee
Representative Emily Sirota, Public Health Care and Human Services Committee
Representative Mary Young, Public Health Care and Human Services Committee
Legislative Council Library
State Library
John Bartholomew, Finance Office Director, HCPF
Tracy Johnson, Medicaid Director, HCPF
Tom Massey, Policy, Communications, and Administration Office Director, HCPF
Parrish Steinbrecher, Health Information Office Director, HCPF
Anne Saumur, Cost Control and Quality Improvement Division Director, HCPD
Bonnie Silva, Office of Community Living Division Director, HCPF
Rachel Reiter, External Relations Division Director, HCPF



Dental Health Care Program for Low-Income Seniors Annual Report

Contents

- I. EXECUTIVE SUMMARY 2**
- II. SENIOR DENTAL PROGRAM ADMINISTRATION 3**
 - A. PROGRAM OVERVIEW 3
 - B. STAKEHOLDER COLLABORATION 3
 - SENIOR DENTAL ADVISORY COMMITTEE 3
 - SENIOR DENTAL PROGRAM COMMUNICATION..... 4
 - C. CLIENTS 5
 - ELIGIBILITY REQUIREMENTS 5
 - D. GRANTEES..... 5
 - GRANT REQUIREMENTS 5
 - SENIORS SERVED 6
 - GRANTEE PARTICIPATION..... 8
 - E. PROGRAM ADMINISTRATION 12
 - REPORTING REQUIREMENTS 13
 - SENIOR DENTAL PROGRAM COMPLIANCE AUDIT 13
- III. REIMBURSEMENT 15**
 - A. REIMBURSEMENT FOR GRANTEES 15
- IV. GRANTEE ANNUAL REPORTS..... 18**
- V. SENIOR DENTAL PROGRAM FINANCIAL TABLES 20**

I. EXECUTIVE SUMMARY

The Department of Health Care Policy and Financing (the Department) prepares this report pursuant to Section 25.5-3-405(2), C.R.S. (2020). This annual report concerning the operation and effectiveness of the Colorado Dental Health Care Program for Low-Income Seniors (Senior Dental Program), including an itemization of the Department’s administrative expenditures in administering the program and any recommendations is delivered each November 1st to the Joint Budget Committee, Senate Health and Human Services Committee, and the House Public Health Care and Human Services Committee of the Colorado General Assembly. The Senior Dental Program provides grants throughout the state to Area Agencies on Aging, public health agencies, Community Health Centers, private dental practices, and other community-based organizations. In March 2020, the COVID-19 public health emergency impacted all dental practices in Colorado. All grantees and qualified providers followed state guidelines and provided emergency procedures only. The public health emergency resulted in 20 of the 30 grantees not being able to fully utilize their allocated grant funds. In FY 2019-20 total payments made equaled \$3,572,551. Grant funds were distributed as follows:

Provider Types	Amount Awarded	Percent of Total Funds
Area Agencies on Aging	\$150,881	4%
Community Based Organizations/Foundations	\$874,785	24%
Federal Qualified Health Centers/Safety Net Clinics	\$1,595,399	45%
Health Districts/Local Public Health Agencies	\$228,960	6%
Private Dentists	\$514,652	14%
University of Colorado School of Dental Medicine	\$207,873	6%
TOTAL	\$3,572,551	100%

In FY 2019-20, there were 30 Senior Dental Program grantees. The number of Colorado seniors served under the Senior Dental Program was 3,924. The unduplicated number of seniors receiving services through the third quarter of the year was 3,502, which equates to 1,167 seniors seen per quarter. It is projected that without the COVID-19 public health emergency approximately 745 more seniors would have been served through the Senior Dental Program.

This report includes:

- ✓ Eligibility requirements and utilization data;
- ✓ Provider participation requirements and utilization data;
- ✓ Standardized copayment requirements;
- ✓ Methods for allocation and disbursement of funds;
- ✓ Sources of funding;
- ✓ Dental services provided to economically disadvantaged seniors during FY 2018-19;
- ✓ Most effective options for administering the Senior Dental Program; and
- ✓ Program definitions.

II. SENIOR DENTAL PROGRAM ADMINISTRATION

A. PROGRAM OVERVIEW

The General Assembly, through Senate Bill (SB) 14-180, created the Colorado Dental Health Care Program for Low-Income Seniors (Senior Dental Program) to promote the health and welfare of low-income seniors. This law makes it possible for low-income seniors to have access to patient-centered dental care. Part 4 of Article 3 in Title 25.5 is where the program's enabling legislation resides. The following segment of the legislative declaration at Section 25.5-4-402, C.R.S. (2020) illustrates the program's purpose.

The general assembly hereby determines, finds, and declares that:

(b) By relocating and reorganizing the "Colorado Dental Care Act of 1977", which provided dental services to certain eligible seniors, the state department can align those dental health care services with adult dental benefits provided through other dental health care programs for seniors and thereby target the resources effectively to low-income seniors who may not qualify for those programs.

FY 2014-15 was the transition phase of the Colorado Dental Care Act of 1977 administered by the Colorado Department of Public Health and Environment (CDPHE) to the Senior Dental Program administered by the Department of Health Care Policy and Financing (the Department). This transition consisted of defining grant criteria, establishing program rules and awarding grant monies to qualified grantees. Grants for the Senior Dental Program were issued by the Department on July 1, 2015 and qualified seniors were able to receive dental services on that date.

B. STAKEHOLDER COLLABORATION

SENIOR DENTAL ADVISORY COMMITTEE

SB 14-180 recognized the importance of continuing stakeholder participation in the Senior Dental Program and established the Senior Dental Advisory Committee (DAC). The DAC is comprised of eleven members appointed by the Department's executive director and consists of the following:

1. One member representing the Department;
2. One dentist in private practice providing dental care to the senior population who represents a statewide organization of dentists;
3. One dental hygienist providing dental care to seniors;
4. One representative of either an agency that coordinates services for low-income seniors or the office in the Department of Human Services responsible for overseeing services to the elderly;
5. One representative of an organization of Colorado community health centers, as defined in the federal "Public Health Service Act", 42 U.S.C. sec. 254b;
6. One representative of an organization of safety-net health providers that are not community health centers;
7. One representative of the University of Colorado, School of Dental Medicine;

8. Two consumer advocates;
9. One senior who is eligible for services under the program; and
10. One representative of a foundation with experience in making dental care grants.

The DAC not only serves as a forum where the Department and the stakeholder community can discuss the Senior Dental Program, it also makes recommendations to the Medical Services Board regarding rules.

At the recommendation of the DAC and other Senior Dental Program stakeholders, the Department developed a database to track services by senior to prevent duplication of services by different grantees. The Department is currently working with the Office of Information Technology to examine options of where the database can be housed so that it can be accessed by grantees while complying with privacy requirements. However, due to the COVID-19 public health emergency, the project has been put on hold. The DAC and other stakeholders also assist the Department in recommendations regarding the operation and effectiveness of the program.

The Senior Dental Program rules were first established on January 9, 2015 and are located at 10 CCR 2505-10, Section 8.960 and on the Department's website.

The Senior Dental Program fee schedule encompasses the Senior Dental Program's maximum allowable fee, program payment, maximum patient co-pay and dental procedure guidelines.

The General Assembly, through House Bill (HB) 19-1326, allows the DAC to determine the maximum amount per procedure that can be spent by the program's grantees. HB 19-1326 also requires that the maximum amount per procedure not be less than the reimbursement schedule for fee-for-service dental fees under Health First Colorado (Colorado's Medicaid program).

The fee schedule is published on the Department's website:

<https://www.colorado.gov/pacific/hcpf/colorado-dental-health-care-program-low-income-seniors-0>

SENIOR DENTAL PROGRAM COMMUNICATION

The Department publishes a quarterly newsletter that provides Senior Dental Program grantees and stakeholders with updates on Program policies and other Department news. The Department also creates fact sheets to provide potential clients of the Senior Dental Program with program eligibility guidelines. The quarterly newsletter and fact sheets are also published on the Department's website: <https://www.colorado.gov/pacific/hcpf/colorado-dental-health-care-program-low-income-seniors-0>.

C. CLIENTS

ELIGIBILITY REQUIREMENTS

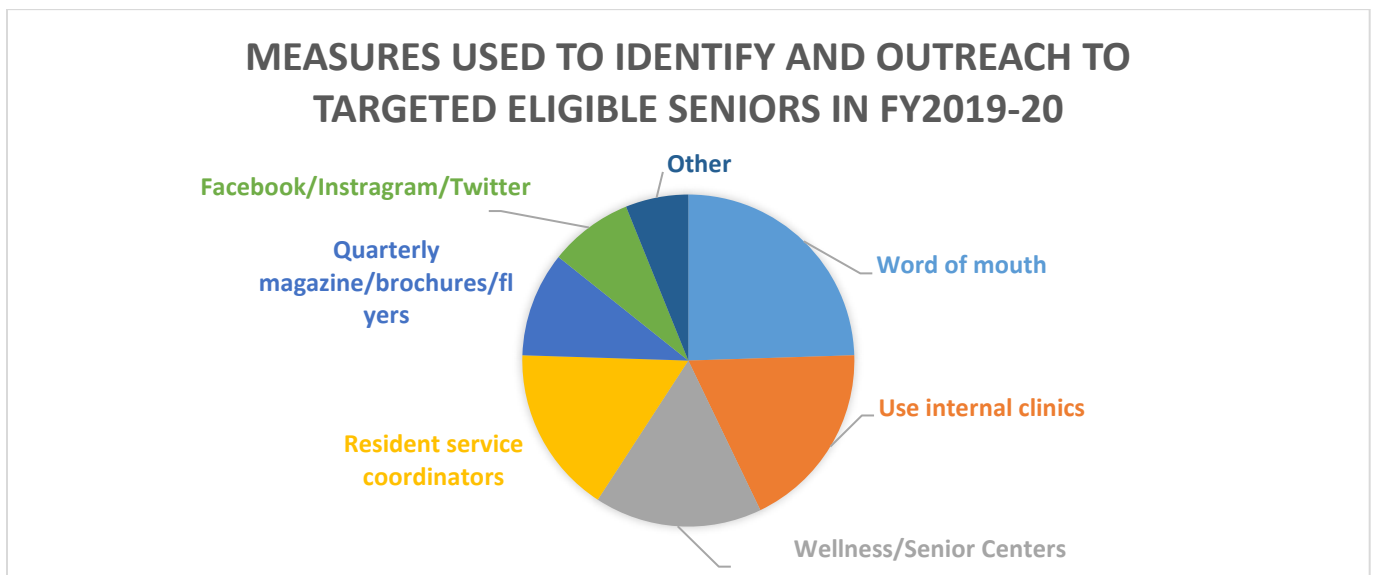
Qualified grantees administer enrollment into the Senior Dental Program developed by the Department and the DAC. Clients must meet the following criteria to be eligible for the Senior Dental Program:

- ✓ Age 60 or over;
- ✓ Not eligible for services under any other dental health care program, such as Health First Colorado or the Old Age Pension Health and Medical Care Program;
- ✓ Not enrolled in private dental insurance;
- ✓ At or below 250% of the current federal poverty level; and
- ✓ Lawfully present in the state.

D. GRANTEES

GRANT REQUIREMENTS

Grantees were required to submit a “Request for Grant Proposals” application. Preference was given to grant proposals that clearly demonstrated the applicant’s ability to outreach to and identify eligible seniors and to collaborate with community-based organizations. Preference was also given to grant proposals that demonstrated an ability to serve a greater number of eligible seniors or that would serve eligible seniors in rural or underserved areas.



The Senior Dental Program allows participation from any interested provider that can provide or arrange for the provision of comprehensive dental and oral care services and may include but is not limited to:

- ✓ An Area Agency on Aging, as defined in Section 26-11-203, C.R.S.;

- ✓ A community-based organization or foundation;
- ✓ A Federally Qualified Health Center, safety-net clinic, or health district;
- ✓ A local public health agency; or
- ✓ A private dental practice.

For purposes of this FY 2019-20 Annual Report, the Senior Dental Program grantees are identified in the following categories:

- ✓ Area Agency on Aging (AAA).
- ✓ Community-based organization (CBO) or foundation.
- ✓ Federally Qualified Health Center (FQHC) or safety-net clinic (SNC).
- ✓ Local public health agency or health district;
- ✓ Private dentists; and
- ✓ University of Colorado, School of Dental Medicine (UCSDM).

SENIORS SERVED

During FY 2019-20, there were 3,924 unduplicated seniors who received services through the Senior Dental Program.

Figure 1 FY2019-20 Total Unduplicated Senior Count by Grantee

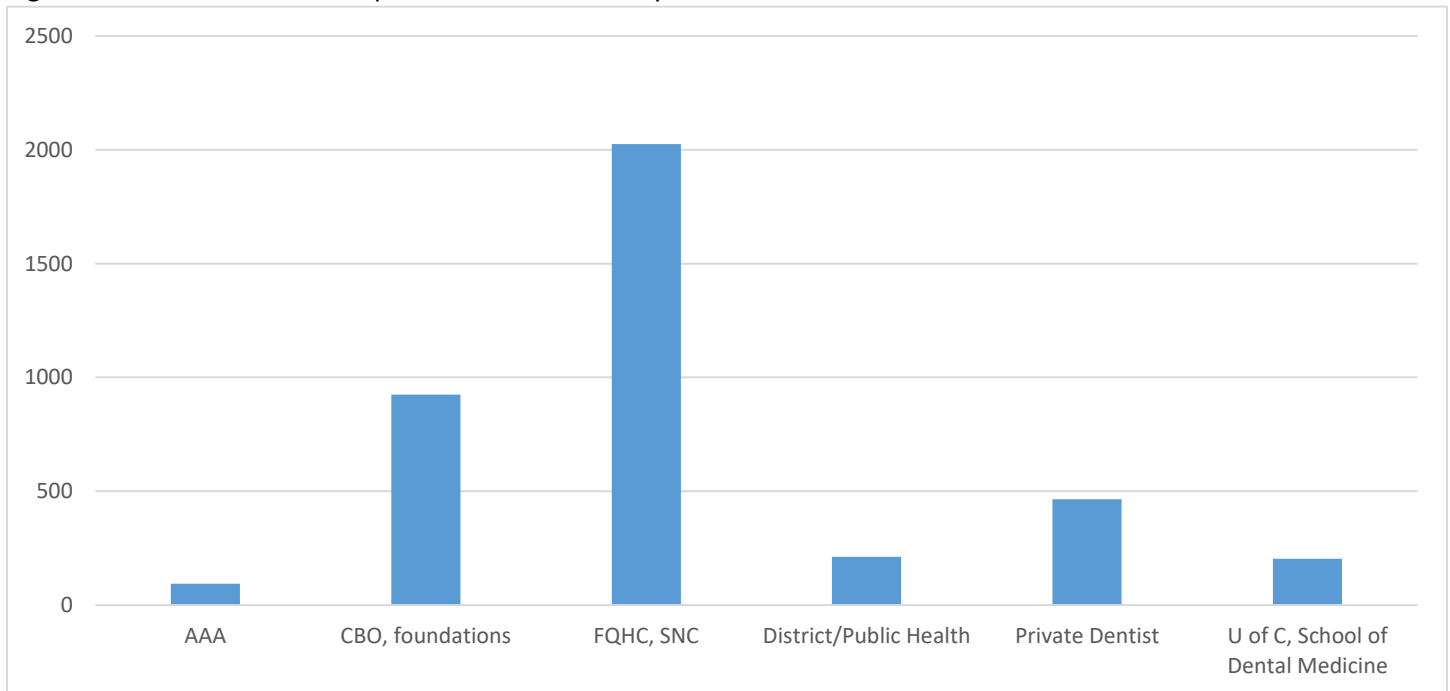


Table 1 shows the seniors served by county. These numbers represent the county that the services were provided in and not necessarily the county where the senior resides.

Table 1 FY 2019-20 Total Unduplicated Senior Count by County¹

County	Seniors Served	County	Seniors Served	County	Seniors Served
Adams	348	Grand	2	Prowers	0
Alamosa	65	Gunnison	0	Pueblo	545
Arapahoe	124	Hinsdale	0	Rio Blanco	0
Archuleta	0	Huerfano	0	Rio Grande	40
Baca	0	Jackson	0	Routt	0
Bent	14	Jefferson	334	Saguache	1
Boulder	101	Kiowa	0	San Juan	0
Broomfield	0	Kit Carson	23	San Miguel	59
Chaffee	20	La Plata	0	Sedgwick	0
Cheyenne	0	Lake	22	Summit	91
Clear Creek	1	Larimer	296	Teller	15
Conejos	21	Las Animas	0	Washington	0
Costilla	9	Lincoln	6	Weld	47
Crowley	0	Logan	10	Yuma	2
Custer	0	Mesa	114	Total	3,924
Delta	82	Mineral	0		
Denver	545	Moffat	1		
Dolores	0	Montezuma	0		
Douglas	10	Montrose	139		
Eagle	4	Morgan	13		
El Paso	695	Otero	20		
Elbert	6	Ouray	0		
Fremont	52	Park	0		
Garfield	46	Phillips	0		
Gilpin	0	Pitkin	1		

¹ Total unduplicated senior count by county will be higher than total unduplicated senior count due to client's moving to different counties.

GRANTEE PARTICIPATION

A total of 30 qualified grantees participated in the Senior Dental Program. Some of the grantees have multiple sites.

Table 2 FY 2019-20 Senior Dental Program Grantees Sites by County

County	AAA	CBO	FQHC/ SNC	Dist/Pub Health	Private Dentist	UCSDM	Total
Adams	0	6	4	0	0	1	11
Alamosa	0	0	2	0	0	0	2
Arapahoe	0	5	1	1	1	0	8
Archuleta	0	0	0	0	0	0	0
Baca	0	0	0	0	0	0	0
Bent	0	0	1	0	0	0	1
Boulder	9	0	2	0	0	0	11
Broomfield	0	0	0	0	0	0	0
Chaffee	0	0	0	0	1	0	1
Cheyenne	0	0	0	0	0	0	0
Clear Creek	0	1	0	0	0	0	1
Conejos	0	0	2	0	0	0	2
Costilla	0	0	1	0	0	0	1
Crowley	0	0	0	0	0	0	0
Custer	0	0	0	0	0	0	0
Delta	0	0	1	0	0	0	1
Denver	0	18	2	0	3	0	23
Dolores	0	0	0	0	0	0	0
Douglas	1	1	1	0	0	0	3
Eagle	4	1	0	0	0	0	5
El Paso	0	2	5	0	0	0	7
Elbert	0	0	1	0	0	0	1
Fremont	0	0	1	0	1	0	2
Garfield	2	4	0	0	0	0	6
Gilpin	0	0	0	0	0	0	0
Grand	2	0	0	0	0	0	2
Gunnison	0	0	0	0	0	0	0
Hinsdale	0	0	0	0	0	0	0
Huerfano	0	0	0	0	0	0	0
Jackson	0	0	0	0	0	0	0
Jefferson	0	11	5	0	4	0	20
Kiowa	0	0	0	0	0	0	0
Kit Carson	0	0	1	1	0	0	2

County	AAA	CBO	FQHC/ SNC	Dist/Pub Health	Private Dentist	UCSDM	Total
La Plata	0	0	0	0	0	0	0
Lake	0	0	1	0	0	0	1
Larimer	1	0	7	1	0	0	9
Las Animas	0	0	0	0	0	0	0
Lincoln	0	0	1	0	0	0	1
Logan	1	0	1	0	0	0	2
Mesa	0	4	3	0	0	0	7
Mineral	0	0	0	0	0	0	0
Moffat	0	0	1	0	0	0	1
Montezuma	0	0	0	0	0	0	0
Montrose	0	2	3	0	0	0	5
Morgan	1	0	1	0	0	0	2
Otero	0	0	1	0	0	0	1
Ouray	0	0	0	0	0	0	0
Park	0	0	0	0	0	0	0
Phillips	0	0	0	0	0	0	0
Pitkin	1	0	0	0	0	0	1
Prowers	0	0	0	0	0	0	0
Pueblo	0	2	4	0	0	0	6
Rio Blanco	0	0	0	0	0	0	0
Rio Grande	0	0	3	0	0	0	3
Routt	0	0	0	0	0	0	0
Saguache	0	0	1	0	0	0	1
San Juan	0	0	0	0	0	0	0
San Miguel	0	0	2	0	0	0	2
Sedgwick	0	0	0	0	0	0	0
Summit	0	0	1	0	1	0	2
Teller	0	0	1	0	0	0	1
Washington	0	0	0	0	0	0	0
Weld	1	0	5	0	0	0	6
Yuma	1	0	0	0	0	0	1
Totals	24	57	66	3	11	1	162

Table 3 lists Senior Dental Program grantees by the city in which the main participating grantee is located. A list of all current Senior Dental Program grantees can be found on the Department’s website: www.colorado.gov/pacific/hcpf/grantee-appointment-information-county.

Table 3 FY 2019-20 Senior Dental Program Qualified Grantees

Senior Dental Program Grantees	Grantee Type	City
Benefits in Action	CBO/Foundation	Englewood
Boulder County Area Agency on Aging	AAA	Boulder
Colorado Coalition for the Homeless	FQHC/Safety Net	Denver
Colorado Gerontological Society	CBO/Foundation	Denver
Comfort Dental Colorado and Yale	Private Dentist	Denver
Community Dental Health NPO	CBO/Foundation	Colorado Springs
Cozy Dental	Private Dentist	Aurora
Dental Lifeline Network	CBO/Foundation	Denver
Freison Family Dentistry	Private Dentist	Lakewood
Health District of Northern Larimer County	Dist/Pub Health	Fort Collins
Inner City Health Center	FQHC/Safety Net	Denver
Kit Carson County Department of Public Health and Environment	Dist/Pub Health	Burlington
Marillac Health	FQHC/Safety Net	Grand Junction
Metro Community Provider Network	FQHC/Safety Net	Englewood
Northeastern Colorado Area Agency on Aging	AAA	Fort Morgan
Northwest Colorado Council of Governments-Alpine Area Agency on Aging	AAA	Silverthorne
Northwest Colorado Health	FQHC/Safety Net	Craig
Peak Vista Community Health Centers	FQHC/Safety Net	Colorado Springs
Pueblo Community Health Centers	FQHC/Safety Net	Pueblo
Red Rocks Family Dentistry	Private Dentist	Littleton
River Valley Family Health Center	FQHC/Safety Net	Olathe
Salida Family Dentistry	Private Dentist	Salida
Salud Family Health Centers	FQHC/Safety Net	Fort Lupton
Summit Community Care Clinic, Inc.	FQHC/Safety Net	Frisco
Sunrise Community Health	FQHC/Safety Net	Evans
The PIC Place	FQHC/Safety Net	Montrose
Tri-County Health Department	Dist/Pub Health	Greenwood Village
Uncompahgre Medical Center	FQHC/Safety Net	Norwood

Senior Dental Program Grantees	Grantee Type	City
University of Colorado, School of Dental Medicine	UCSDM	Denver
Valley-Wide Health Systems, Inc.	FQHC/Safety Net	Alamosa

E. PROGRAM ADMINISTRATION

The enabling legislation designed the Senior Dental Program to be administered at the local level by allowing up to 7% of each grantee's funds to be used for their administrative costs. It is the responsibility of each grantee to determine a senior's eligibility for services, including age, income, lack of dental coverage, and lawful presence in the state. The 7% administrative cost allowance helps cover the grantees' costs of performing these activities.

The Department was appropriated one regular full-time equivalent (FTE) position for the administration of the Senior Dental Program. For state fiscal year 2019-20 Department administrative expenditures were \$82,575, approximately 2.1% of total program funds.

The enabling legislation also requires that grantees are reimbursed on a per procedure basis, with grantee payments and senior copayments set at the procedure level. To meet the legislative requirements and administer the program efficiently, the Department modeled its invoice on the American Dental Association (ADA) Dental Claim Form. The Department receives and authorizes payments for invoices on a monthly basis. In addition, to ensure program funds are spent as intended, the Department performs desk audits on randomly selected files to ensure procedures have not been double billed, the senior is eligible for the Senior Dental Program, and the senior was not charged more than the max copayment.

Enacted in the 2019 legislative session, House Bill 19-1326 directed the Department to:

In the annual report submitted on or before November 1, 2019, the state department shall specifically report on the operation and effectiveness of the program and recommendations concerning the most effective options for administering the program.

As the Department reported in its November 1, 2019 report, in response to HB 19-1326, the Department solicited input from the Dental Advisory Committee and received recommendations from the Colorado Dental Association. To evaluate the options, the Department subsequently contracted with the Public Consulting Group, Inc. (PCG) to analyze the options and evaluate the program's current processes to determine if any other processes would be more efficient. PCG presented six process options for the Department to potentially improve the Senior Dental Program administration. These options are to increase Department staffing, integrate commercial off-the-shelf software, build custom software, incorporate into Health First Colorado via a federal Medicaid waiver, contract with a third-party administrator, or simplify grantee administrative procedures.

These options require an increase in administrative funds and/or legislative changes and are not feasible during the current public health and fiscal emergencies where program funding has been reduced. As the fiscal outlook improves, the Department will evaluate

these options and their overall effectiveness, capital and operational costs, implementation feasibility, and improvement capability in collaboration with the Dental Advisory Committee. If pursuing an option is recommended, the Department can consider doing so in a future budget request.

REPORTING REQUIREMENTS

To meet its fiduciary responsibility, the Department requires grantees that participate in the Senior Dental Program to submit monthly invoices to the Senior Dental Grant Program Administrator. The invoice includes:

- ✓ Client's name;
- ✓ Gender;
- ✓ Date of birth;
- ✓ Client's zip code;
- ✓ Date dental services received;
- ✓ Treating provider;
- ✓ Treating provider's zip code;
- ✓ Procedure code;
- ✓ Tooth number(s);
- ✓ Tooth surface(s);
- ✓ Quadrant(s);
- ✓ Patient copayment amount;
- ✓ Amount charged to program if less than the maximum program fee; and
- ✓ Administration cost, not to exceed 7%.

SENIOR DENTAL PROGRAM COMPLIANCE AUDIT

In accordance with the Senior Dental Program contract, the Department may request random audits at any time and can be requested up to four (4) times per year.

The grantee is notified of the client files to be audited and has ten (10) business days of notification to submit the requested files. The DAC determined, with assistance of stakeholders, that ten business days was not enough time to submit client files. Effective FY 2019-20, grantees will have 30 days to submit the requested files.

Grantee files are assessed to ensure they meet the following criteria:

- ✓ Documentation of client eligibility, including income, proof of age and evidence of lawful presence;
- ✓ Documentation that the Department was not double billed for procedures;
- ✓ Documentation that the dental services provided match the grantee billing records; and
- ✓ Documentation that the client was not charged more than the max program co-payment.

If found to be out of compliance, the grantee receives a review summary which indicates what compliance issues were found along with a Corrective Action Plan (CAP) form. The grantee is required to fill out the CAP form indicating what internal controls will be implemented to ensure the compliance issues are resolved. Failure to submit requested audit files or CAP to the Department by the deadline date may result in the Department terminating the grantee's contract. In the future, the Department may conduct on-site audits to ensure all files are complete and accurate. In FY 2019-20, grantees indicated that the most required change needed due to audit findings were to the workflow for eligibility and registration to ensure all requirements were met.

III. REIMBURSEMENT

A. REIMBURSEMENT FOR GRANTEES

In the FY2019-20 Long Bill (SB19-207), the Colorado General Assembly appropriated \$3,962,510 to the Department for the Senior Dental Program. The total payment to grantees in FY 2019-20 is shown in Table 4.

Table 4 FY 2018-19 Senior Dental Program Payments

Provider Types	Dental Procedures	7% Administration	Total
AAA	\$141,780	\$9,102	\$150,881
CBO or foundation	\$817,565	\$57,220	\$874,785
FQHC or SNC	\$1,491,250	\$104,149	\$1,595,399
Local public health agency or health district	\$213,981	\$14,979	\$228,960
Private dentists	\$483,486	\$31,166	\$514,652
CU, School of Dental Medicine	\$194,274	\$13,599	\$207,873
Total	\$3,342,336	\$230,215	\$3,572,551

Table 5 Senior Dental Program Grantee Payment Detail

Grantees	Grant Amount	Payment for Procedure	Administration. Payment (limited to 7%)	Total Program Payment	Co-Payment Received	Total Paid to Grantee
Boulder County Area Agency on Aging	\$122,280	\$115,049	\$7,231	\$122,280	\$5,560	\$127,840
Colorado Coalition for the Homeless	\$70,635	\$66,014	\$4,621	\$70,635	\$0	\$70,635
Colorado Gerontological Society	\$239,225	\$223,575	\$15,650	\$239,225	\$0	\$239,225
Comfort Dental Colorado and Yale	\$182,596	\$173,159	\$9,437	\$182,596	\$0	\$182,596
Community Dental Health NPO	\$550,442	\$514,428	\$36,014	\$550,442	\$31,070	\$581,512
Cozy Dental	\$58,665	\$54,827	\$3,838	\$58,665	\$3,085	\$61,750
Dental Lifeline Network	\$60,344	\$56,396	\$3,948	\$60,344	\$0	\$60,344
Freison Family Dentistry	\$37,227	\$34,792	\$2,435	\$37,227	\$0	\$37,227
Health District of Northern Larimer County	\$160,289	\$149,803	\$10,486	\$160,289	\$7,535	\$167,824
Inner City Health Center	\$171,375	\$160,172	\$11,203	\$171,375	\$8,895	\$180,270
Kit Carson County Department of Public Health & Environment	\$16,472	\$15,394	\$1,078	\$16,472	\$840	\$17,312
Marillac Health	\$149,047	\$139,296	\$9,751	\$149,047	\$10,040	\$159,087
Metro Community Provider Network	\$71,741	\$67,051	\$4,691	\$71,741	\$0	\$71,741
Northeastern Colorado Area Agency on Aging	\$12,908	\$12,064	\$844	\$12,908	\$895	\$13,803
Northwest Colorado Council of Governments-Alpine Area Agency on Agency	\$15,693	\$14,666	\$1,027	\$15,693	\$720	\$16,413
Northwest Colorado Health	\$1,801	\$1,785	\$15	\$1,801	\$0	\$1,801

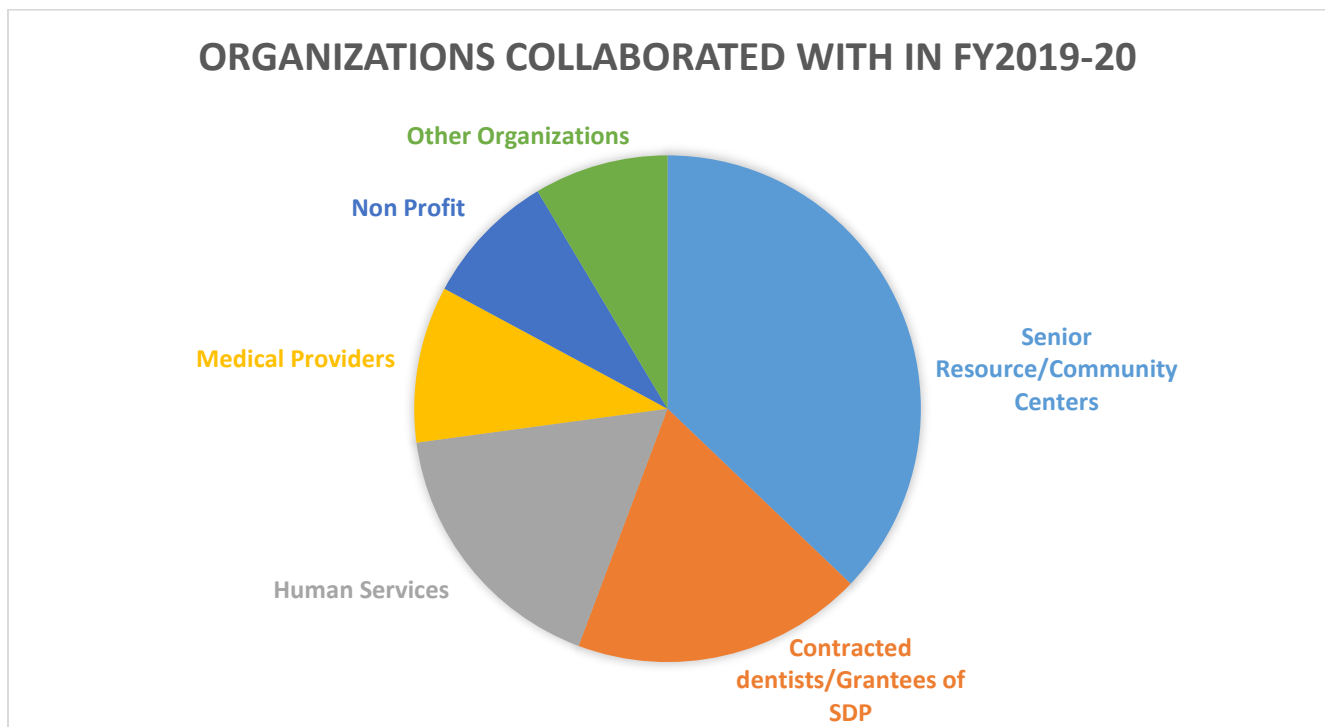
Grantees	Grant Amount	Payment for Procedure	Administration. Payment (limited to 7%)	Total Program Payment	Co-Payment Received	Total Paid to Grantee
Peak Vista Community Health Centers	\$197,572	\$184,647	\$12,925	\$197,572	\$12,825	\$210,397
Pueblo Community Health Center	\$200,424	\$187,312	\$13,112	\$200,424	\$1,688	\$202,112
Red Rocks Family Dentistry	\$206,094	\$192,606	\$13,488	\$206,094	\$0	\$206,094
River Valley Family Health Center	\$71,622	\$66,937	\$4,686	\$71,622	\$0	\$71,622
Salida Family Dentistry	\$30,070	\$28,103	\$1,967	\$30,070	\$1,460	\$31,530
Salud Family Health Centers	\$191,366	\$178,847	\$12,519	\$191,366	\$8,650	\$200,016
Summit Community Care Clinic, Inc.	\$70,327	\$65,726	\$4,601	\$70,327	\$3,460	\$73,787
Sunrise Community Health	\$68,014	\$63,673	\$4,341	\$68,014	\$3,625	\$71,639
The PIC Place	\$48,338	\$45,176	\$3,162	\$48,338	\$2,125	\$50,463
Tri-County Health Department	\$52,198	\$48,784	\$3,415	\$52,198	\$0	\$52,198
Uncompaghre Medical Center	\$53,864	\$50,341	\$3,524	\$53,864	\$2,900	\$56,764
University of Colorado, School of Dental Medicine	\$207,873	\$194,274	\$13,599	\$207,873	\$0	\$207,873
Valley-Wide Health Systems, Inc.	\$229,272	\$214,273	\$14,999	\$229,272	\$14,095	\$243,367
Total	\$3,572,551	\$3,342,336	\$230,215	\$3,572,551	\$119,468	\$3,692,019

IV. GRANTEE ANNUAL REPORTS

Per the program statute, Senior Dental Program grantees are required to submit an annual report by September 1 each year.

As with last fiscal year, some grantees ran out funds. However, due to COVID-19 they were able to utilize funds not used by other grantees due to not providing non-emergent services for approximately two months. In this year's Long Bill, funding for the Senior Dental Program will be decreased by \$1 million to bring total funding to \$3 million beginning FY2020-21.

The Senior Dental Program grantees collaborate with numerous organizations which include, but are not limited to: Community centers, contracted dentists, hospitals, Area Agency on Aging, and senior housing. The accomplishments of these grantees ranged from increasing the number of senior applications and refined tracking systems to creating new processes. The grantees must identify and outreach to targeted eligible seniors in their area. The grantees attend Annual Age Well conferences, develop flyers, promote to current medical patients, and do social marketing.



The Senior Dental Program grantees did face some challenges during FY 2019-20. The grantee's annual reports indicated that the following created challenges for the program: The largest challenge for all grantees was not being able to provide non-emergent services due to COVID-19 and was followed by resuming services on a limited bases, limited access to personal protective equipment (PPE), seniors electing not to receive services because of risks of COVID, and the increase of time between patients so sanitization can be completed. There was a total of seven grantees that used all allocated funds; however, closing due to

COVID-19, they had waitlists. A total of 167 seniors were on the grantee's waitlists with a total of \$228,000 needed to eliminate all names from the waitlist.

V. SENIOR DENTAL PROGRAM FINANCIAL TABLES

Table 6 Procedures Performed by Grantee Type

Grantees	Diagnostic	Preventive	Restorative	Endodontics	Periodontics	Prosthodontics , Removable (dentures)	Oral & Maxillofacial Surgery	Emergency General Services	TOTAL
AAA	147	31	185	4	45	40	123	4	579
CBO or foundation	2,246	1,195	1,026	4	502	530	1,514	17	7,034
FQHC or SNC	2,508	659	1,463	45	811	647	1,784	69	7,986
Local public health agency or health district	374	108	357	6	130	82	227	1	1,285
Private dentists	915	428	534	24	297	237	396	9	2,840
U of C, School of Dental Medicine	274	56	274	10	174	98	348	10	1,244
Total	6,464	2,477	3,839	93	1,959	1,634	4,392	110	20,968

Figure 2 Total Co-Payments Received

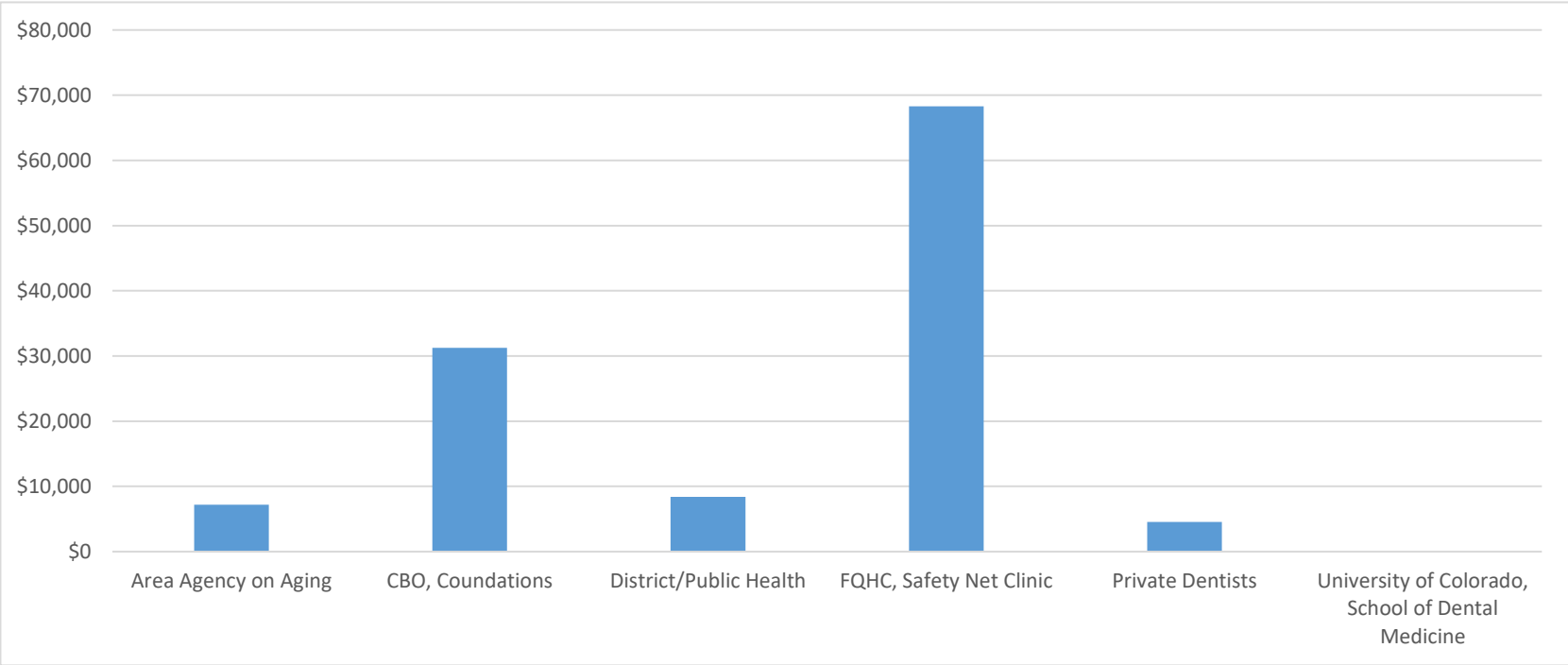


Table 7 Procedures Performed by Grantees

Grantee	Diagnostic	Preventive	Restorative	Endodontics	Periodontics	Prosthodontics , Removable	Oral & Maxillofacial Surgery	Emergency General Services	TOTAL
Benefits in Action	38	6	34	2	0	7	60	0	147
Boulder County Area Agency on Aging	118	19	152	3	44	33	100	4	473
Colorado Coalition for the Homeless	150	42	45	1	53	45	70	0	406
Colorado Gerontological Society	198	19	199	1	90	149	339	14	1,009
Comfort Dental Colorado and Yale	242	105	148	10	19	97	243	0	864
Community Dental Health NPO	1,476	967	487	0	170	286	897	3	4,286
Cozy Dental	121	47	85	4	22	27	12	6	324
Dental Lifeline Network	113	61	29	0	6	40	72	0	321
Freison Family Dentistry	58	26	23	1	26	17	50	1	202
Health District of Northern Larimer County	274	81	250	5	101	66	193	1	971
Inner City Health Center	421	142	277	1	236	48	146	0	1,271
Kit Carson County of Public Health & Environment	43	9	8	0	4	3	25	0	92
Marillac Health	84	76	112	6	63	83	264	0	688
Metro Community Provider Network	257	35	74	2	113	20	33	0	534

Grantee	Diagnostic	Preventive	Restorative	Endodontics	Periodontics	Prosthodontics , Removable	Oral & Maxillofacial Surgery	Emergency General Services	TOTAL
Northeastern Colorado Area Agency on Aging	10	4	10	0	0	7	22	0	53
Northwest Colorado Council of Governments-Alpine Area Agency on Aging	19	8	23	1	1	0	1	0	53
Northwest Colorado Health	0	0	0	0	0	3	0	0	3
Peak Vista Community Health Centers	133	80	300	7	204	120	162	0	1,006
Pueblo Community Health Center	448	29	170	7	54	101	246	67	1,122
Red Rocks Family Dentistry	476	248	244	9	218	86	74	2	1,357
River Valley Family Health Centers	139	37	62	3	27	24	63	1	356
Salida Family Dentistry	18	2	34	0	12	10	17	0	93
Salud Family Health Centers	466	177	159	4	84	82	232	0	1,204
Summit Community Care Clinic, Inc.	190	45	96	3	100	16	33	0	483
Sunrise Community Health	178	35	86	1	26	30	80	0	436
The PIC Place	106	43	44	0	16	13	66	0	288
Tri-County Health Department	57	18	99	1	25	13	9	0	222

Grantee	Diagnostic	Preventive	Restorative	Endodontics	Periodontics	Prosthodontics , Removable	Oral & Maxillofacial Surgery	Emergency General Services	TOTAL
Uncompahgre Combined Clinics	86	20	106	1	20	0	4	0	237
University of Colorado, School of Dental Medicine	274	56	274	10	174	98	348	10	1,244
Valley-Wide Health Systems, Inc.	271	40	209	10	51	110	531	1	1,223
TOTAL	6,464	2,477	3,839	93	1,959	1,634	4,392	110	20,968

Table 8 Dental Visits by County by Grantee Type²

County	AAA	CBO, Foundations	FQHC, SNC	District/Public Health	Private Dentist	U of C, School of Dental Medicine	Total
Adams	0	172	600	0	0	1,244	2,016
Alamosa	0	0	309	0	0	0	309
Arapahoe	0	101	131	222	322	0	776
Archuleta	0	0	0	0	0	0	0
Baca	0	0	0	0	0	0	0
Bent	0	0	96	0	0	0	96
Boulder	456	0	108	0	0	0	564
Broomfield	0	0	0	0	0	0	0
Chaffee	0	0	0	0	92	0	92
Cheyenne	0	0	0	0	0	0	0
Clear Creek	0	9	0	0	0	0	9
Conejos	0	0	150	0	0	0	150
Costilla	0	0	60	0	0	0	60
Crowley	0	0	0	0	0	0	0
Custer	0	0	0	0	0	0	0
Delta	0	0	229	0	0	0	229
Denver	0	1,565	415	0	841	0	2,821
Dolores	0	0	0	0	0	0	0
Douglas	12	8	42	0	0	0	62
Eagle	20	1	0	0	0	0	21
El Paso	0	2,538	870	0	0	0	3,408
Elbert	0	0	15	0	0	0	15

² Utilization by County is the sum of visits reported on monthly invoices

County	AAA	CBO, Foundations	FQHC, SNC	District/Public Health	Private Dentist	U of C, School of Dental Medicine	Total
Fremont	0	0	336	0	1	0	337
Garfield	22	172	0	0	0	0	194
Gilpin	0	0	0	0	0	0	0
Grand	6	0	0	0	0	0	6
Gunnison	0	0	0	0	0	0	0
Hinsdale	0	0	0	0	0	0	0
Huerfano	0	0	0	0	0	0	0
Jackson	0	0	0	0	0	0	0
Jefferson	0	522	363	0	1,563	0	2,448
Kiowa	0	0	0	0	0	0	0
Kit Carson	0	0	15	92	0	0	107
La Plata	0	0	0	0	0	0	0
Lake	0	0	92	0	0	0	92
Larimer	2	0	628	971	0	0	1,601
Las Animas	0	0	0	0	0	0	0
Lincoln	0	0	20	0	0	0	20
Logan	4	0	64	0	0	0	68
Mesa	0	102	688	0	0	0	790
Mineral	0	0	0	0	0	0	0
Moffat	0	0	3	0	0	0	3
Montezuma	0	0	0	0	0	0	0
Montrose	0	57	411	0	0	0	468
Morgan	27	0	63	0	0	0	90
Otero	0	0	95	0	0	0	95
Ouray	0	0	0	0	0	0	0

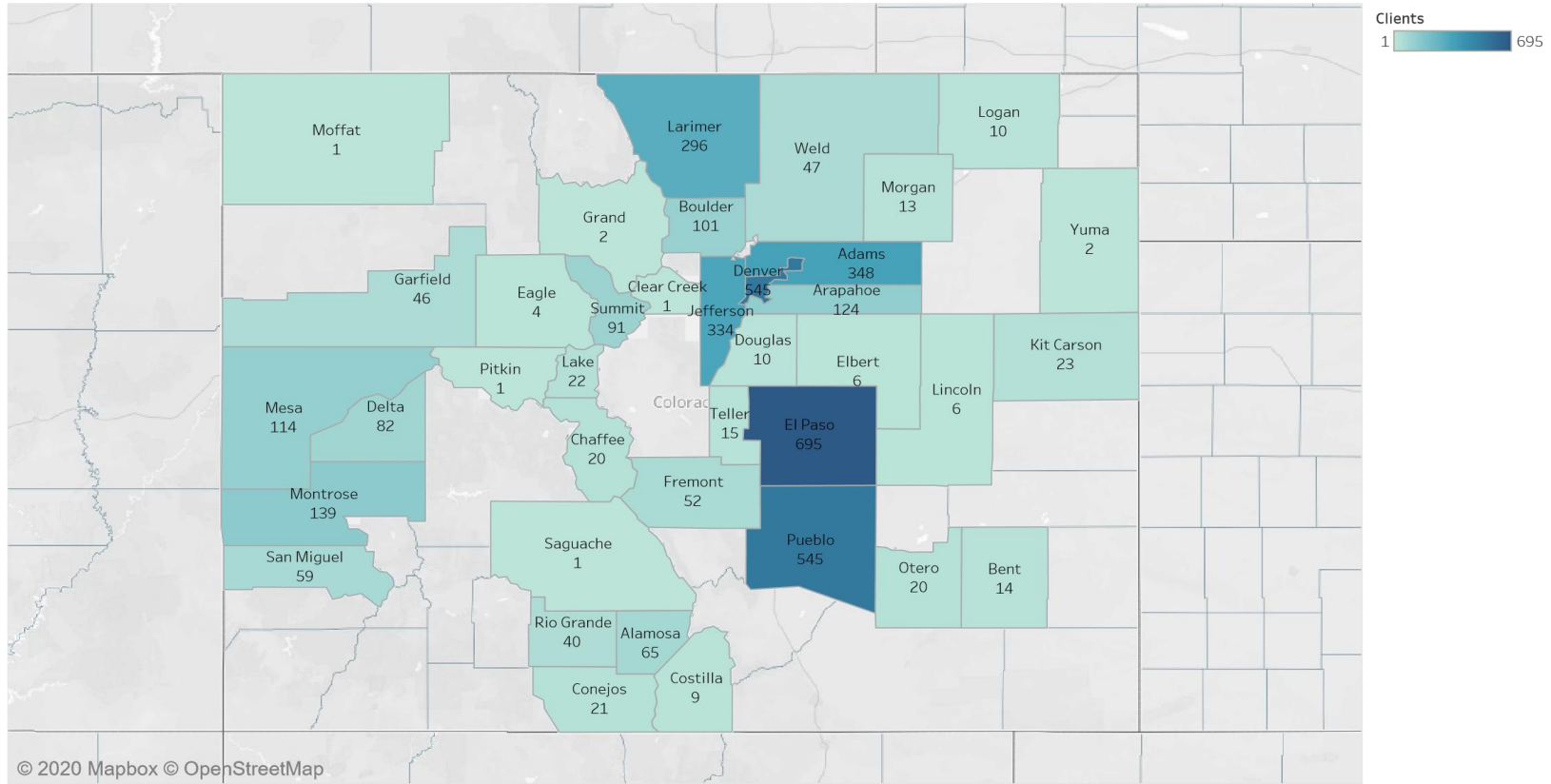
County	AAA	CBO, Foundations	FQHC, SNC	District/Public Health	Private Dentist	U of C, School of Dental Medicine	Total
Park	0	0	0	0	0	0	0
Phillips	0	0	0	0	0	0	0
Pitkin	3	0	0	0	0	0	3
Prowers	0	0	0	0	0	0	0
Pueblo	0	1,748	1,122	0	0	0	2,870
Rio Blanco	0	0	0	0	0	0	0
Rio Grande	0	0	170	0	0	0	170
Routt	0	0	0	0	0	0	0
Saguache	0	0	2	0	0	0	2
San Juan	0	0	0	0	0	0	0
San Miguel	0	0	237	0	0	0	237
Sedgwick	0	0	0	0	0	0	0
Summit	0	0	374	0	21	0	395
Teller	0	0	36	0	0	0	36
Washington	0	0	0	0	0	0	0
Weld	6	0	184	0	0	0	190
Yuma	10	0	0	0	0	0	10
Totals	568	6,995	7,928	1,285	2,840	1,244	20,860

Table 9 Seniors Enrolled in the Senior Dental Program by County

County	Seniors Served
Adams	237
Alamosa	24
Arapahoe	223
Archuleta	1
Baca	2
Bent	8
Boulder	107
Broomfield	6
Chaffee	28
Cheyenne	0
Clear Creek	2
Conejos	27
Costilla	17
Crowley	3
Custer	5
Delta	79
Denver	468
Dolores	0
Douglas	37
Eagle	7
El Paso	663
Elbert	4
Fremont	64
Garfield	42
Gilpin	5
Grand	8
Gunnison	2
Hinsdale	0
Huerfano	25
Jackson	2
Jefferson	267
Kiowa	0
Kit Carson	26
La Plata	0

County	Seniors Served
Lake	18
Larimer	290
Las Animas	14
Lincoln	3
Logan	7
Mesa	95
Mineral	0
Moffat	1
Montezuma	1
Montrose	151
Morgan	17
Otero	33
Ouray	11
Park	22
Phillips	1
Pitkin	3
Prowers	1
Pueblo	467
Rio Blanco	1
Rio Grande	39
Routt	1
Saguache	11
San Juan	0
San Miguel	27
Sedgwick	2
Summit	73
Teller	22
Washington	1
Weld	77
Yuma	3
TOTAL	3,781

Clients by County



Map based on Longitude (generated) and Latitude (generated). Color shows sum of Clients. The marks are labeled by County and sum of Clients. Details are shown for County. The data is filtered on Clients, which ranges from 1 to 695. The view is filtered on County, which keeps 64 of 64 members.