

JOINT BUDGET COMMITTEE
341 STATE CAPITOL
DENVER, COLORADO 80203
TELEPHONE (303) 866-2061

Senator Ruth S. Stockton
Chairman

Senator Steven J. Durham

Senator James M. Kadlecek

Representative Robert E. DeNier
Vice Chairman

Representative Tom Tancredo

Representative Jean Marks

Robert G. Moore Staff Director
Nanci Richards Associate Staff Director
Bill Dougherty Legislative Analyst
Nancy Peters Legislative Analyst
Kenneth Conahan Legislative Analyst
Patrick Horton Legislative Analyst
Marilyn Horton Legislative Analyst
Larry Buzick Legislative Analyst
William Daley Legislative Analyst
Andrea Baugher Legislative Analyst
Ross Fraser Legislative Analyst
Robert Walker Legislative Analyst
Leah Stresemann Administrative Assistant
Erma Wagner Administrative Assistant
John Strand Administrative Clerk

APPROPRIATIONS REPORT
1981-82

This Report summarizes the actions of the 1981 General Assembly relative to fiscal matters. The Appropriations Act and all other Acts containing appropriations are included in the tables and accompanying narratives.

| | <u>Page</u> |
|---|-------------|
| List of All Acts with Appropriations | 3 |
| Supplemental Appropriations for 1980-81 | 6 |
| Colorado State Budget - Appropriations | 15 |
| General Fund Expenditures | 16 |
| Cash Funds Expenditures | 17 |
| Federal Funds Expenditures | 18 |
| General Fund Revenues | 19 |
| General Fund Revenue and Expenditures | 20 |
| Fiscal Impact of Tax Relief Bills | 21 |
| Comparison of Appropriations | 22 |
| Comparison of Federal Grants-In-Aid | 24 |
| Comparison of Per Capita Expenditures | 25 |
| Appropriations by Department: | |
| Administration | 26 |
| Agriculture | 34 |
| Corrections | 36 |
| Education | 40 |
| Governor and Lieutenant Governor | 44 |
| Health | 47 |
| Higher Education | 54 |
| Highways | 79 |
| Institutions | 82 |
| Judicial | 96 |
| Labor and Employment | 99 |
| Law | 102 |
| Legislative Branch | 104 |
| Local Affairs | 106 |
| Military Affairs | 110 |
| Natural Resources | 111 |
| Personnel | 115 |
| Office of State Planning and Budgeting | 116 |
| Regulatory Agencies | 117 |
| Revenue | 123 |
| Social Services | 126 |
| State | 139 |
| Treasury | 140 |
| Capital Construction | 141 |

COLORADO STATE APPROPRIATIONS

BILLS PASSED BY THE 53rd GENERAL ASSEMBLY WITH APPROPRIATIONS
EXCLUDING SUPPLEMENTAL APPROPRIATION BILLS

| | Total Appropriation | General Fund | Funds For Tax Relief | Capital Construction | Cash Funds | Federal Funds |
|---|------------------------|-----------------|-------------------------|-------------------------|---------------|------------------|
| <u>Senate Bills</u> | | | | | | |
| 5 Appropriation for the Division of Mines | \$ 60,117 | | \$ | \$ | 60,117 | \$ |
| 17 Appropriation for Office of Regulatory Reform | 95,159 | 95,159 | | | | |
| 56 State Contribution to State Employee Group Insurance | 570,667 | 495,591 | | | 75,076 | |
| 208 Board of Hearing Aid Dealers | 26,536 | | | | 26,536 | |
| 225 Old Age Pension Benefits | 135,290 | 135,290 | | | | |
| 235 Settlement-State Judicial Department and Employees | 136,253 | 136,253 | | | | |
| 290 Acquisition - John Martin Reservoir | 52,000 | | | | 52,000 | |
| 419 Appropriation for Division of Securities | 332,285 | | | | 332,285 | |
| 461 Personal Needs Fund | 594,000 | 278,110 | | | 4,456 | 311,434 |
| 462 Establish English Proficiency Program in Public Schools | 2,878,000 | 2,878,000 | | | | |
| 513 Long Appropriations Bill | 2,565,346,265 | 1,292,585,224 | | | | |
| 519 Management and Disposition of Solid and Hazardous Waste | 58,000 | 58,000 | | | | |
| | | | 144,953,222 | 21,639,820 | 622,873,022 | 483,294,977 |
| <u>House Bills</u> | | | | | | |
| 1026 Regulations for Life Care Institutions | 45,718 | 45,718 | | | | |

Admin
12986
32732 - Regulatory
45718

| | <u>Total</u> | <u>General</u> | <u>Funds For</u> | <u>Capital</u> | <u>Cash</u> | <u>Federal</u> |
|--|-----------------------|-----------------|-------------------|---------------------|----------------|----------------|
| | <u>Appropriations</u> | <u>Fund</u> | <u>Tax Relief</u> | <u>Construction</u> | <u>Funds</u> | <u>Funds</u> |
| | | | | | | |
| 1104 Collection of Contributions for the Colorado Beef Board | \$ 1,500,000 | \$ | \$ | \$ | 1,500,000 | \$ |
| 1284 Acquisition of Metherill Property-Wildlife Division | 361,000 | | | | 361,000 | |
| 1365 Compensation for Judges and Justices | 487,479 | 487,479 | | | | |
| 1380 Reimburse Members of the State Health Board | 5,400 | 5,400 | | | | |
| 1398 Damage to Nurseries by Wildlife | 15,000 | | | | 15,000 | |
| 1489 Hereditary Disorders-Screen, Counsel, and Education | 507,295 | | | | 507,295 | |
| 1517 Regulation of Auto Dealers Settlement-Judgment | 455,946 | | | | 455,946 | |
| 1601 Against Colorado Racing Commission | 90,000 | 90,000 | | | | |
| 1605 Settlement-Judgment Against State of Colorado | 1,121 | | | | | |
| 1610 Appropriation-Legislative Department | 11,125,548 | 11,075,548 | | | 50,000 | |
| 1614 Colorado Reapportionment Commission | 500,000 | 500,000 | | | | |
| 1617 Tax Relief Package-Water Conservation Construction Fund | 10,000,000 | | 10,000,000 | | | |
| Subtotal | \$2,595,379,079 | \$1,308,866,893 | \$ 154,953,222 | \$ 21,639,820 | \$ 626,312,733 | \$ 483,606,411 |
| <u>Unbudgeted Expenditures</u> | | | | | | |
| Department of Higher Education ^{1/} | 159,072,089 | | | | 159,072,089 | |
| Department of Highways ^{2/} | 242,657,000 | | | | 122,257,000 | 120,400,000 |

| | <u>Total</u> | <u>General</u> | <u>Funds For</u> | <u>Capital</u> | <u>Cash</u> | <u>Federal</u> |
|--|-----------------------|----------------|-------------------|---------------------|-----------------|----------------|
| | <u>Appropriations</u> | <u>Fund</u> | <u>Tax Relief</u> | <u>Construction</u> | <u>Funds</u> | <u>Funds</u> |
| Department of Labor and Employment ^{3/} | \$ 212,300,000 | \$ | \$ | \$ | \$212,300,000 | \$ |
| Department of Regulatory Agencies ^{4/} | 240,000 | | | | 240,000 | |
| Department of Social Services ^{5/} | 39,723,167 | | | | 39,723,167 | |
| Subtotal - Unbudgeted Expenditures | 653,992,256 | | | | 533,592,256 | 120,400,000 |
| GRAND TOTAL - Estimate of All Expenditures by the State in 1981-82 | \$3,249,371,335 | 1,308,866,893 | \$154,953,222 | \$21,639,820 | \$1,159,904,989 | \$604,006,411 |

^{1/}This represents the income from auxiliary enterprises.

^{2/}These amounts are for the operation of that portion of the Highway Department which is budgeted by the Highway Commission. The main sources of funds are the Highway Users Tax Fund and matching Federal Funds.

^{3/}This amount represents the expenditure of funds collected for unemployment insurance and workmen's compensation.

^{4/}This amount is from the Highway Crossing Protection Fund and is expended by the Public Utilities Commission.

^{5/}This amount is expended for the Old Age Pension program.

SUPPLEMENTAL APPROPRIATIONS 1980-81

Capital
Construction
Fund

Federal
Funds

Cash
Funds

General
Fund

Total

Bill

DEPARTMENT OF ADMINISTRATION

| | | | | | | |
|----------------------------------|--------|----------------|----------------|--------------|-----------|--------------|
| Executive Director | SB 473 | \$ (1,900,000) | \$ (1,900,000) | \$ | | |
| Management Services | SB 483 | 11,941 | | | 11,941 | |
| Central Services | SB 483 | 269,322 | | | 269,322 | |
| Accounts and Control | SB 483 | 34,653 | | | 34,653 | |
| POTS | | | | | | |
| Group Health and Life Insurance | SB 483 | 509,077 | | 415,610 | 93,467 | |
| Retirement Benefits - State | | | | | | |
| Employees | SB 473 | (740,565) | | (740,565) | | |
| Salary Survey Adjustments | SB 483 | 180,619 | | 117,041 | 63,578 | |
| Shift Differential | SB 473 | (22,852) | | (22,852) | | |
| | SB 483 | 283,931 | | | 283,931 | |
| Anniversary Increases | SB 483 | 329,638 | | 214,295 | 115,343 | |
| Clerical Occupational Study | SB 483 | 1,312,000 | | | 1,312,000 | |
| Capitol Buildings | | | | | | |
| Purchasing | SB 483 | 127,344 | | 127,344 | | |
| Communications | SB 473 | 15,750 | | 15,750 | | |
| Hearing Officers | SB 483 | (8,551) | | (1,710) | (6,841) | |
| State Buildings | SB 483 | 38,421 | | | 38,421 | |
| Section 3 - Capital Construction | SB 483 | 10,784 | | 10,784 | | |
| | | 12,784,533 | | 4,177,513 | | 8,607,020 |
| Subtotal* | | \$ 13,236,045 | \$ 2,413,210 | \$ 2,215,815 | | \$ 8,607,020 |

*Does not include \$5,500,000 of anticipated reversions included in SB 483 for Capital Construction.

DEPARTMENT OF AGRICULTURE

| | | | | | | |
|--|--------|-----------|----|--------|--|--|
| Administration and Agricultural Services | SB 484 | \$ 46,883 | \$ | 46,883 | | |
| Subtotal | | \$ 46,883 | \$ | 46,883 | | |

Capital
Construction
Fund

Federal
Funds

Cash
Funds

General
Fund

Total

Bill

DEPARTMENT OF CORRECTIONS

| | | | | | | | | | |
|-----------------------------------|--------|----|-----------|----|-----------|----|--------|---------|---------|
| Executive Director | SB 485 | \$ | 32,500 | \$ | 32,500 | \$ | | | |
| Administration | SB 485 | | 136,766 | | 136,766 | | | | |
| Adult Services | SB 485 | | 31,183 | | 31,183 | | | | |
| State Penitentiary | SB 485 | | 1,022,634 | | 1,022,634 | | | | |
| State Reformatory | SB 485 | | 89,015 | | 89,015 | | | | |
| Delta Honor Camp | SB 425 | | (8,769) | | (8,769) | | | | |
| Rifle Honor Camp | SB 485 | | 14,718 | | 14,718 | | | | |
| Golden Honor Camp | SB 485 | | 980 | | 980 | | | | |
| Community Services: | | | | | | | | | |
| Adult Parole | SB 485 | | 39,619 | | 39,619 | | | | |
| Community Corrections | SB 485 | | 78,110 | | 78,110 | | | | |
| Correctional Industries: | | | | | | | | | |
| Purchase of Services | SB 485 | | 31,183 | | 31,183 | | | | |
| Payment of 1980-81 Deficit | SB 485 | | 2,128,043 | | 2,128,043 | | | | |
| Renovation of Cellhouse 3 | SB 485 | | 240,000 | | 240,000 | | | 240,000 | |
| Close Security: | | | | | | | | | |
| Bars on Cells and Control | SB 485 | | 10,000 | | 10,000 | | | 10,000 | |
| Fence Modification | SB 485 | | 4,485 | | 4,485 | | | 4,485 | |
| Close and Maximum Industries Area | SB 485 | | 385,580 | | 385,580 | | | 385,580 | |
| Subtotal* | | \$ | 4,236,047 | \$ | 3,564,799 | \$ | 31,183 | \$ | 640,065 |

*Does not include \$750,000 of anticipated reversions included in SB 485 for purchase of inventory and equipment by Correctional Industries.

DEPARTMENT OF EDUCATION

| | | | | | | | | | |
|-------------------------------|--------|----|--------------|----|--------------|----|--------|----|--|
| Minimum Equalization | SB 476 | \$ | (18,054,015) | \$ | (18,054,015) | \$ | | | |
| Low Income | SB 476 | | (573,500) | | (573,500) | | | | |
| Increasing Enrollment | SB 476 | | (1,257,415) | | (1,257,415) | | | | |
| School for the Deaf and Blind | SB 487 | | 56,858 | | 22,142 | | 34,716 | | |
| Subtotal | | \$ | (19,828,072) | \$ | (19,862,788) | \$ | 34,716 | \$ | |

Capital
Construction
Fund

Federal
Funds

Cash
Funds

General
Fund

Total

Bill

OFFICE OF THE GOVERNOR

| | | | | | | | | |
|------------------|--------|----|--------|----|--------|----|--|----|
| Executive Office | SB 488 | \$ | 62,464 | \$ | 62,464 | \$ | | \$ |
| Subtotal | | \$ | 62,464 | \$ | 62,464 | | | |

DEPARTMENT OF HEALTH

| | | | | | | | | |
|---|--------|----|-----------|----|-----------|----|----------|-------------|
| Air Quality Control | SB 489 | \$ | 30,000 | \$ | 30,000 | | | |
| Water Quality Control | SB 489 | | 36,500 | | 36,500 | | | |
| Radiological and Hazardous Waste Control | SB 489 | | 11,262 | | 11,262 | | | |
| Consumer Protection | SB 489 | | 28,800 | | 28,800 | | | |
| Disease Control and Epidemiology | SB 489 | | 27,350 | | 27,350 | | | |
| Alcohol and Drug Abuse | SB 489 | | 804,548 | | 930,289 | | (59,689) | |
| Handicapped Children | SB 489 | | (35,000) | | | | (35,000) | |
| Family Planning | SB 489 | | 65,000 | | 65,000 | | | |
| Emergency Medical Services | SB 489 | | 41,500 | | 41,500 | | | |
| Utilities | SB 489 | | 24,568 | | 24,568 | | | |
| Administration - Operating Expenses | SB 489 | | 37,425 | | 37,425 | | | |
| Hearing Officers | SB 489 | | 1,737 | | 1,737 | | | |
| Laboratory Services | SB 489 | | 60,120 | | 45,120 | | 15,000 | |
| Local Health Services | SB 489 | | 31,451 | | 31,451 | | | |
| Subtotal | | \$ | 1,165,261 | \$ | 1,281,002 | \$ | (21,052) | \$ (94,689) |

DEPARTMENT OF HIGHER EDUCATION

| | | | | | | | | |
|--|--------|----|-----------|----|-----------|--|-----------|--------|
| Colorado Commission on Higher Education - Veterans' Tuition Assistance | SB 486 | \$ | 91,826 | \$ | 91,826 | | | |
| Trustee Colleges | SB 477 | | (178,392) | | (178,392) | | | |
| | SB 486 | | 807,174 | | 32,839 | | 707,050 | |
| Colorado State University | SB 486 | | 445,083 | | 1,261,031 | | (815,948) | |
| CSU Experiment Station | SB 486 | | -0- | | 100,000 | | (100,000) | |
| | | | | | | | | 67,285 |

HIGHER EDUCATION (Continued)

| | Bill | Total | General Fund | Cash Funds | Federal Funds | Capital Construction Fund |
|---|--------|--------------|--------------|--------------|---------------|---------------------------|
| Ft. Lewis | SB 477 | \$ (11,069) | \$ (11,069) | \$ | \$ | \$ |
| | SB 486 | 130,662 | | 130,662 | | |
| University of Southern Colorado | SB 477 | (247,374) | (247,374) | | | |
| | SB 486 | 105,450 | | 105,450 | | |
| University of Colorado-Boulder | SB 477 | -0- | (1,166,471) | 1,166,471 | | |
| | SB 486 | 250,815 | 250,815 | | | |
| University of Colorado-Denver | SB 486 | 130,445 | | 130,445 | | |
| University of Colorado-Colorado Springs | SB 486 | 64,337 | 64,337 | | | |
| University of Colorado-Health Sciences Center | SB 486 | 399,606 | 399,606 | | | |
| Colorado School of Mines | SB 486 | 305,497 | 159,689 | | 145,808 | |
| University of Northern Colorado | SB 477 | (148,078) | (148,078) | | | |
| Grants to Local District Junior Colleges | SB 486 | 549,495 | 549,495 | | | (210,000) |
| Arapahoe Community College | SB 477 | (210,000) | | | | |
| | SB 486 | 46,898 | 46,898 | | | |
| Community College of Denver | SB 486 | 332,030 | 52,076 | 279,954 | | |
| Morgan Community College | SB 477 | (3,249) | (3,249) | | | |
| | SB 486 | 43,260 | | 43,260 | | |
| Otero Junior College | SB 477 | (5,081) | (5,081) | | | |
| | SB 486 | 42,370 | 37,817 | 4,553 | | |
| Pikes Peak Community College | SB 477 | (55,373) | (55,373) | | | |
| | SB 486 | 502,034 | 225,596 | 276,438 | | 245,300 |
| Pueblo Vocational Community College | SB 486 | 268,733 | 172,472 | 96,261 | | |
| Trinidad State Junior College | SB 486 | 262,938 | 17,638 | | | |
| Auraria Higher Education Center | SB 486 | 103,322 | 103,322 | | | |
| State Historical Society | SB 477 | (3,734) | (3,734) | | | |
| | SB 486 | 100,000 | 183,312 | (83,312) | | |
| Subtotal | | \$ 4,119,625 | \$ 1,929,948 | \$ 1,941,284 | \$ 145,808 | \$ 102,585 |

Capital Construction Fund
Federal Funds
Cash Funds
General Fund

Total

Bill

DEPARTMENT OF HIGHWAYS

| | | | | | | | | |
|----------------------------|--------|----|----------------|----|----------------|----|---------------|--|
| Colorado State Patrol | SB 424 | \$ | (105,051) | \$ | (105,051) | \$ | | |
| Colorado State Patrol | SB 490 | | 113,197 | | 113,197 | | | |
| Highway Safety Coordinator | SB 490 | | <u>168,000</u> | | <u>138,000</u> | | <u>30,000</u> | |
| Subtotal | | \$ | 176,146 | \$ | 146,146 | \$ | 30,000 | |

DEPARTMENT OF INSTITUTIONS

Office of Director

| | | | | | | | | |
|------------------|--------|----|---------------|----|---------------|----|----------|--|
| Administration | SB 491 | \$ | 135,879 | \$ | 26,383 | \$ | | |
| Departmental ADP | SB 478 | | -0- | | 73,000 | | (73,000) | |
| | SB 491 | | <u>66,351</u> | | <u>66,351</u> | | | |

Division of Youth Services

| | | | | | | | | |
|----------------------------|--------|--|---------------|--|---------------|--|---------|--|
| Administration and Support | SB 478 | | (94,000) | | (94,000) | | | |
| Institutions | SB 491 | | 183,887 | | 152,887 | | 31,000 | |
| Detention | SB 478 | | (15,215) | | (15,215) | | | |
| | SB 478 | | (4,872) | | (4,872) | | | |
| Community Programs | SB 491 | | 201,383 | | 101,224 | | 100,159 | |
| | SB 478 | | (23,814) | | (23,814) | | | |
| | SB 491 | | <u>64,751</u> | | <u>64,751</u> | | | |

Division of Mental Health

| | | | | | | | | |
|-------------------------|--------|--|------------------|--|----------------|--|----------------|--|
| Community Programs | SB 478 | | 542,232 | | (477,768) | | 1,020,000 | |
| Colorado State Hospital | SB 491 | | <u>1,429,209</u> | | <u>590,027</u> | | <u>839,182</u> | |

| | <u>Bill</u> | <u>Total</u> | <u>General Fund</u> | <u>Cash Funds</u> | <u>Federal Funds</u> | <u>Capital Construction Fund</u> |
|---|-------------|--------------|---------------------|-------------------|----------------------|----------------------------------|
| <u>Division of Developmental Disabilities</u> | | | | | | |
| Administration | SB 491 | \$ 9,262 | \$ 9,262 | | | |
| Community Programs | SB 478 | (299,000) | (439,519) | 140,519 | | |
| | SB 491 | 532,574 | 507,393 | 25,181 | | |
| | SB 478 | -0- | (34,000) | 34,000 | | |
| Residential Programs | SB 491 | 874,423 | | 327,283 | | 547,140 |
| Grand Junction School | SB 491 | 262,024 | | 124,024 | | 138,000 |
| Pueblo School | SB 491 | 1,276,179 | | 633,476 | | 642,703 |
| Ridge School | SB 502 | 45,812 | 45,812 | | | |
| Subtotal | | \$ 5,187,065 | \$ 474,902 | \$ 3,457,320 | \$ (73,000) | \$ 1,327,843 |

LABOR AND EMPLOYMENT

| | | | | | | |
|---|--------|-----------|-----------|-----------|--|----|
| Public Employees' Social Security Section | SB 492 | \$ 45,206 | \$ | 45,206 | | \$ |
| Division of Labor | SB 492 | 51,772 | 51,772 | | | |
| Subtotal | | \$ 96,978 | \$ 51,772 | \$ 45,206 | | |

DEPARTMENT OF LAW

| | | | | | | |
|---------------------------------|--------|------------|----|---------|--|----|
| Additional Oregon Plan Earnings | SB 493 | \$ 192,763 | \$ | 192,763 | | \$ |
| Subtotal | | \$ 192,763 | \$ | 192,763 | | |

DEPARTMENT OF LOCAL AFFAIRS

| | | | | | | |
|----------------------------------|--------|-------------|--------------|-----------|--|----|
| Office of the Executive Director | SB 494 | \$ 10,930 | \$ 10,930 | | | \$ |
| Local Government | SB 475 | (125,000) | (125,000) | | | |
| | SB 494 | 20,589 | | 20,589 | | |
| Subtotal | | \$ (93,481) | \$ (114,070) | \$ 20,589 | | |

| Bill | Total | General Fund | Cash Funds | Federal Funds | Capital Construction Fund |
|------|-------|--------------|------------|---------------|---------------------------|
|------|-------|--------------|------------|---------------|---------------------------|

DEPARTMENT OF MILITARY AFFAIRS

| | | | | | |
|----------------|-----------|----------|----------|----|----|
| National Guard | \$ 12,331 | \$ 7,378 | \$ 4,953 | \$ | \$ |
| Subtotal | \$ 12,331 | \$ 7,378 | \$ 4,953 | | |

DEPARTMENT OF NATURAL RESOURCES

| | | | | | |
|----------------------------------|------------|------------|-----------|----|----|
| Administrative Services | \$ 18,489 | \$ 6,748 | \$ 11,741 | \$ | \$ |
| Division of Mines | 34,882 | 34,882 | | | |
| Geological Survey | 15,298 | 5,298 | 10,000 | | |
| Parks and Outdoor Recreation | 43,048 | 43,048 | | | |
| Water Resources | 32,186 | 32,186 | | | |
| Division of Wildlife | (14,359) | (14,359) | | | |
| Section 3 - Capital Construction | 65,000 | 65,000 | | | |
| Subtotal | \$ 194,544 | \$ 122,162 | \$ 72,382 | | |

DEPARTMENT OF PERSONNEL

| | | | | | |
|---------------------|------------|----|------------|----|-----------|
| Operating Expenses | \$ 145,000 | \$ | \$ 145,000 | \$ | \$ |
| Mobility Assignment | 56,000 | | 56,000 | | |
| Subtotal | \$ 201,000 | \$ | \$ 145,000 | \$ | \$ 56,000 |

DEPARTMENT OF REGULATORY AGENCIES

| | | | | | |
|-----------------------------|-----------|-----------|-----------|----|----|
| Division of Civil Rights | \$ 6,672 | \$ 6,672 | \$ | \$ | \$ |
| Public Utilities Commission | 10,618 | | 10,618 | | |
| Division of Registrations | (10,618) | | (10,618) | | |
| Administration | 4,599 | 4,599 | | | |
| Boards | 44,731 | 4,186 | 40,545 | | |
| Division of Securities | 14,343 | 14,343 | | | |
| Subtotal | \$ 70,345 | \$ 29,800 | \$ 40,545 | | |

Capital
Construction
Fund

Federal
Funds

Cash
Funds

General
Fund

Total

Bill

DEPARTMENT OF REVENUE

| | Bill | Total | General Fund | Cash Funds | Federal Funds | Capital Construction Fund |
|----------------------------------|--------|--------------|--------------|----------------|---------------|---------------------------|
| Section 1 | | | | | | |
| Motor Vehicle Division | SB 499 | \$ -0- | \$ 1,124,873 | \$ (1,124,873) | \$ | \$ |
| Ports of Entry | SB 499 | (2,416,149)* | (2,416,149)* | | | |
| Tax Relief | | 2,416,149 | 2,416,149 | | | |
| General Fund | | | | | | |
| Section 2 | | | | | | |
| Office of the Executive Director | SB 499 | -0- | 133,489 | (133,489) | | |
| Data Processing | SB 499 | -0- | 107,575 | (107,575) | | |
| Administrative Processing | SB 499 | -0- | 39,543 | (39,543) | | |
| Enforcement and Collections | SB 499 | -0- | 33,964 | (33,964) | | |
| Taxation | SB 499 | -0- | 72,703 | (72,703) | | |
| Section 3 | | | | | | |
| Capital Construction | SB 427 | (132,000) | | | | (132,000) |
| Subtotal* | | \$ 2,284,149 | \$ 3,928,296 | \$ (1,512,147) | \$ | \$ (132,000) |

*This has not been added to the total of the column, since it represents a change in a tax relief appropriation.

DEPARTMENT OF SOCIAL SERVICES

| | | | | | | |
|---|--------|----|-------------|----|-------------|-------------|
| Departmental and Welfare Administration | SB 474 | \$ | (91,241) | \$ | (29,976) | \$ (23,467) |
| | SB 501 | \$ | 54,387 | | 9,038 | 22,596 |
| | SB 474 | | -0- | | (1,633,135) | 2,594,492 |
| County Administration | SB 501 | | 344,147 | | 68,829 | 172,074 |
| | SB 474 | | (1,820,167) | | (364,033) | |
| Assistance Payments | SB 501 | | 4,650,561 | | 863,880 | |
| | SB 474 | | (189,019) | | (37,804) | |
| Child Welfare | SB 501 | | 1,177,685 | | 235,537 | 104,853 |
| | SB 474 | | (454,353) | | (113,304) | (250,647) |
| Day Care | SB 501 | | 1,248,501 | | 337,101 | 585,640 |

| Bill | Total | General Fund | Cash Funds | Federal Funds | Capital Construction Fund |
|-------------------------------------|---------------|--------------|--------------|---------------|---------------------------|
| Medical Assistance - Administration | \$ (101,363) | \$ | \$ | \$ (101,363) | \$ |
| Audit Exception | 101,363 | 101,363 | | | |
| MMIS | 398,990 | 398,990 | | | |
| Medical Programs | 95,210 | 19,042 | | 76,168 | |
| | (4,046,357) | (1,707,691) | | (2,338,666) | |
| Special Purpose Welfare Programs | 16,043,700 | 7,514,868 | | 8,528,832 | |
| Veterans Nursing Home at Florence | 2,248,374 | | | 2,248,374 | |
| Trinidad Nursing Home | (2,877) | | (2,877) | | |
| | 7,321 | | 7,321 | | |
| | 1,721 | | 1,721 | | |
| Subtotal | \$ 19,666,583 | \$ 6,240,485 | \$ (657,702) | \$ 14,083,800 | |

DEPARTMENT OF STATE

| | | | | | |
|---------------------------|-------------|-------------|----|----|--|
| Initiative and Referendum | \$ (39,190) | \$ | \$ | \$ | |
| Subtotal | \$ (39,190) | \$ (39,190) | | | |

DEPARTMENT OF THE TREASURY

| | | | | | |
|--|------------|------------|--|--|--|
| Personal Services | \$ 15,399 | \$ 15,399 | | | |
| Operating Expenses | 23,678 | 23,678 | | | |
| ADP Conversion | 18,461 | 18,461 | | | |
| County Costs pursuant to Section 39-3.5-106(1), C.R.S. 1973 (Tax Relief) | (500,000)* | (500,000)* | | | |
| Subtotal | \$ 57,538 | \$ 57,538 | | | |

*This amount has not been added to the total of the column, since it represents a change in a tax relief appropriation.

| | | | | | |
|-----------------------------------|---------------|------------|--------------|---------------|---------------|
| TOTAL-SUPPLEMENTAL APPROPRIATIONS | \$ 31,045,024 | \$ 194,591 | \$ 6,157,001 | \$ 14,147,919 | \$ 10,545,513 |
|-----------------------------------|---------------|------------|--------------|---------------|---------------|

1981-82
 COLORADO STATE BUDGET - APPROPRIATIONS*

| | <u>General Fund</u> | <u>Cash Funds</u> | <u>Federal Funds</u> | <u>Total</u> |
|---------------------------------|-------------------------|-----------------------|--------------------------|------------------------|
| Administration | \$ 35,311,310 | \$ 22,040,462 | \$ 50,000 | \$ 57,401,772 |
| Agriculture | 5,245,708 | 5,641,365 | 105,148 | 10,992,221 |
| Corrections | 33,583,745 | 10,202,432 | -0- | 43,786,177 |
| Education | 471,048,151 | 38,776,263 | 77,191,000 | 587,015,414 |
| Governor-Lieutenant Governor | 1,502,918 | -0- | 1,205,026 | 2,707,944 |
| Health | 27,026,645 | 5,973,305 | 31,005,262 | 64,005,212 |
| Higher Education | 307,185,560 | 259,948,143 | 59,935,487 | 627,069,190 |
| Highways | 666,111 | 20,763,334 | 5,322,819 | 26,752,264 |
| Institutions | 83,265,378 | 61,717,234 | 1,631,640 | 146,614,252 |
| Judicial | 58,002,988 | 229,561 | -0- | 58,232,549 |
| Labor and Employment | 2,826,107 | 7,590,441 | 4,996,803 | 15,413,351 |
| Law | 1,711,350 | 4,519,587 | 89,079 | 6,320,016 |
| Legislature | 11,152,370 | 50,000 | -0- | 11,202,370 |
| Local Affairs | 11,179,403 | 20,919,440 | 5,043,631 | 37,142,474 |
| Military Affairs | 1,327,732 | 20,166 | 824,889 | 2,172,787 |
| Natural Resources | 11,292,523 | 25,128,359 | 5,438,535 | 41,859,417 |
| Personnel | 2,477,863 | 118,520 | 241,939 | 2,838,322 |
| Planning and Budgeting | 441,131 | 576,389 | 125,000 | 1,142,520 |
| Regulatory Agencies | 5,353,305 | 9,597,817 | 360,497 | 15,311,619 |
| Revenue | 12,763,427 | 18,667,223 | -0- | 31,430,650 |
| Social Services | 201,780,876 | 63,010,523 | 275,598,139 | 540,389,538 |
| State | 1,154,675 | -0- | -0- | 1,154,675 |
| Treasury | 572,117 | -0- | -0- | 572,117 |
| Reapportionment Commission | 500,000 | -0- | -0- | 500,000 |
| Capital Construction | 21,495,500 | 50,822,169 | 14,441,517 | 86,759,186 |
| TOTAL | \$1,308,866,893 | \$626,312,733 | \$483,606,411 | \$2,418,786,037 |

*Totals include new legislation, but do not include unbudgeted expenditures.

GENERAL FUND EXPENDITURES

| | <u>1978-79</u> | | <u>1979-80</u> | | <u>1980-81</u> | | <u>1981-82</u> |
|------------------------|-------------------|-----------------|-------------------|-----------------|-------------------|----|----------------------|
| | <u>Actual</u> | | <u>Actual</u> | | <u>Estimate</u> | | <u>Appropriation</u> |
| Administration | \$ 35,393,787 | \$ | 46,436,010 | \$ | 47,854,437 | \$ | 35,311,310 |
| Agriculture | 4,698,112 | | 5,032,910 | | 5,053,324 | | 5,245,708 |
| Corrections | 23,601,570 | | 28,441,061 | | 34,661,185 | | 33,583,745 |
| Education | 438,415,026 | | 463,058,789 | | 460,594,999 | | 471,048,151 |
| Governor-Lieutenant | | | | | | | |
| Governor | 1,292,720 | | 1,434,220 | | 1,741,669 | | 1,502,918 |
| Health | 16,863,611 | | 23,194,943 | | 24,523,198 | | 27,026,645 |
| Higher Education | 231,040,350 | | 244,014,482 | | 276,919,455 | | 307,185,560 |
| Highways | 596,258 | | 255,154 | | 293,114 | | 666,111 |
| Institutions | 46,977,214 | | 69,897,691 | | 79,274,706 | | 83,265,378 |
| Judicial | 39,865,585 | | 44,991,295 | | 52,255,107 | | 58,002,988 |
| Labor and Employment | 1,903,863 | | 2,252,372 | | 2,499,322 | | 2,826,107 |
| Law | 3,822,722 | | 3,332,776 | | 3,138,396 | | 1,711,350 |
| Legislature | 8,339,309 | | 8,414,553 | | 10,538,567 | | 11,152,370 |
| Local Affairs | 10,351,312 | | 9,307,316 | | 13,323,122 | | 11,179,403 |
| Military Affairs | 920,967 | | 1,101,253 | | 1,311,651 | | 1,327,732 |
| Natural Resources | 9,888,511 | | 10,221,627 | | 12,551,218 | | 11,292,523 |
| Personnel | 1,767,802 | | 1,896,774 | | 1,982,752 | | 2,477,863 |
| Planning and Budgeting | 1,452,610 | | 890,483 | | 955,899 | | 441,131 |
| Regulatory Agencies | 7,984,342 | | 5,058,601 | | 5,677,659 | | 5,353,305 |
| Revenue | 10,001,304 | | 11,500,949 | | 16,214,469 | | 12,763,427 |
| Social Services | 118,174,115 | | 155,331,752 | | 179,917,700 | | 201,780,876 |
| State | 1,017,092 | | 1,199,811 | | 1,469,500 | | 1,154,675 |
| Treasury | 385,257 | | 414,947 | | 541,249 | | 572,117 |
| Reapportionment | | | | | | | |
| Commission | -0- | | -0- | | -0- | | 500,000 |
| Capital Construction | <u>24,991,716</u> | | <u>28,519,727</u> | | <u>29,870,798</u> | | <u>21,495,500</u> |
| TOTAL | \$1,039,745,205 | \$1,166,199,496 | \$1,263,163,496 | \$1,308,866,893 | | | |

CASH FUND EXPENDITURES

| | <u>1978-79</u> Actual | | <u>1979-80</u> Actual | | <u>1980-81</u> Estimate | | <u>1981-82</u> Appropriation |
|---------------------------------|--------------------------|----|--------------------------|----|----------------------------|----|---------------------------------|
| Administration | \$ 15,314,999 | \$ | 15,440,847 | \$ | 18,537,015 | \$ | 22,040,462 |
| Agriculture | 3,236,608 | | 3,069,416 | | 3,876,765 | | 5,641,365 |
| Corrections | 12,339,691 | | 17,126,667 | | 16,552,801 | | 10,202,432 |
| Education | 1,286,749* | | 23,596,775 | | 40,922,272 | | 38,776,263 |
| Governor-Lieutenant Governor | 37,957 | | -0- | | -0- | | -0- |
| Health | 2,560,236 | | 3,395,657 | | 3,770,768 | | 5,973,305 |
| Higher Education | 183,811,380 | | 192,839,876 | | 207,343,404 | | 259,948,143 |
| Highways | 121,426,532 | | 125,222,465 | | 163,873,208 | | 20,763,334** |
| Institutions | 46,314,235 | | 51,200,444 | | 63,031,379 | | 51,717,234 |
| Judicial | 566,259 | | 588,703 | | 648,335 | | 229,501 |
| Labor and Employment | 4,794,998 | | 6,550,268 | | 7,450,280 | | 7,590,441 |
| Law | 1,170,287 | | 2,150,530 | | 3,292,932 | | 4,512,587 |
| Legislature | 25,000 | | 44,400 | | 25,000 | | 50,000 |
| Local Affairs | 5,532,710 | | 14,573,478 | | 11,377,480 | | 20,919,440 |
| Military Affairs | -0- | | 106,674 | | 40,166 | | 20,166 |
| Natural Resources | 19,026,715 | | 21,512,042 | | 24,565,564 | | 25,128,359 |
| Personnel | 158,286 | | 265,261 | | 180,712 | | 118,520 |
| Planning and Budgeting | 140,344 | | 172,244 | | 157,062 | | 576,389 |
| Regulatory Agencies | 2,188,601 | | 7,036,538 | | 8,721,040 | | 9,597,817 |
| Revenue | 16,031,595 | | 17,126,063 | | 15,678,075 | | 18,667,223 |
| Social Services | 35,028,424 | | 49,558,187 | | 57,594,327 | | 63,010,523 |
| State | -0- | | -0- | | -0- | | -0- |
| Treasury | -0- | | -0- | | 19,500 | | -0- |
| Capital Construction | <u>5,531,004</u> | | <u>16,093,787</u> | | <u>19,759,100</u> | | <u>50,822,169</u> |
| TOTAL | \$476,522,610 | | \$567,670,322 | | \$667,417,185 | | \$626,312,733 |

*This amount does not include funds from the School Lands/Federal Mineral Lease monies.

**This amount does not include unbudgeted expenditures.

FEDERAL FUNDS EXPENDITURES

| | <u>1978-79</u> | | <u>1979-80</u> | | <u>1980-81</u> | | <u>1981-82</u> |
|---------------------------------|------------------|----|-------------------|----|------------------|----|-------------------|
| | Actual | | Actual | | Estimate | | Appropriation |
| Administration | \$ 43,246 | \$ | 41,398 | \$ | 57,722 | \$ | 50,000 |
| Agriculture | 69,794 | | 160,979 | | 105,665 | | 105,148 |
| Corrections | 112,627 | | 115,883 | | 191,491 | | -0- |
| Education | 56,731,824 | | 68,292,389 | | 73,838,799 | | 77,191,000 |
| Governor-Lieutenant Governor | 1,400,000 | | 1,579,600 | | 1,367,388 | | 1,205,026 |
| Health | 19,566,649 | | 25,650,264 | | 31,796,112 | | 31,005,262 |
| Higher Education | 41,800,200 | | 50,932,337 | | 56,470,041 | | 59,935,487 |
| Highways | 150,958,989 | | 161,040,749 | | 160,263,969 | | 5,322,819* |
| Institutions | 1,134,142 | | 1,760,210 | | 1,797,639 | | 1,631,640 |
| Judicial | 191,380 | | 641,698 | | 722,351 | | -0- |
| Labor and Employment | 46,567,438 | | 57,487,124 | | 60,379,450 | | 4,996,803* |
| Law | 182,622 | | 257,463 | | 235,781 | | 89,079 |
| Legislature | -0- | | -0- | | -0- | | -0- |
| Local Affairs | 7,746,098 | | 8,800,359 | | 13,847,897 | | 5,043,631 |
| Military Affairs | 706,333 | | 725,781 | | 928,608 | | 824,889 |
| Natural Resources | 4,554,726 | | 7,818,607 | | 5,884,105 | | 5,438,535 |
| Personnel | 203,839 | | 220,514 | | 269,752 | | 241,939 |
| Planning and Budgeting | 415,280 | | 349,728 | | 233,128 | | 125,000 |
| Regulatory Agencies | 344,043 | | 358,225 | | 839,152 | | 360,497 |
| Revenue | -0- | | -0- | | -0- | | -0- |
| Social Services | 201,293,595 | | 195,002,099 | | 221,729,900 | | 275,598,139 |
| State | -0- | | -0- | | -0- | | -0- |
| Treasury | -0- | | -0- | | 88,000 | | -0- |
| Capital Construction | <u>8,352,210</u> | | <u>10,295,401</u> | | <u>2,025,000</u> | | <u>14,441,517</u> |
| TOTAL | \$542,375,035 | | \$591,530,808 | | \$633,071,950 | | \$483,606,411 |

*This amount does not include unbudgeted expenditures.

STATE OF COLORADO
GENERAL FUND RECEIPTS^{a/}

(\$ Millions)

| | <u>1979-80</u> Actual | <u>1980-81</u> Estimate | % | <u>1981-82</u> Estimate | % |
|---|--------------------------|----------------------------|----------------|----------------------------|----------------|
| | | | Change | | Change |
| EXCISE TAXES | | | | | |
| Sales | \$ 482.7 | \$ 495.0 | 2.5% | \$ 577.0 | 16.6% |
| Use | 53.3 | 56.0 | 5.1% | 61.0 | 8.9% |
| Liquor | 26.0 | 26.0 | 0.0% | 28.0 | 7.7% |
| Cigarette | 34.8 | 35.0 | 0.6% | 36.0 | 2.9% |
| Other | 4.2 | 4.0 | (4.8%) | 4.0 | 0.0% |
| TOTAL | \$ 601.0 | \$ 616.0 | 2.5% | \$ 706.0 | 14.6% |
| INCOME TAXES | | | | | |
| Individual | \$ 465.6 | \$ 553.0 | 18.8% | \$ 711.0 | 28.6% |
| Corporate | 117.4 | 105.0 | (10.6%) | 117.0 | 11.4% |
| TOTAL | \$ 583.0 | \$ 658.0 | 12.9% | \$ 828.0 | 25.8% |
| OTHER REVENUE | | | | | |
| Inheritance, Gift and Estate | \$ 25.7 | \$ 6.0 | (76.7%) | \$ 5.0 | (16.7%) |
| Insurance Tax | 39.9 | 44.0 | 10.3% | 51.0 | 15.9% |
| Pari-Mutuel Racing | 8.2 | 9.0 | 9.8% | 10.0 | 11.1% |
| Interest Income | 53.9 | 45.0 | (16.5%) | 33.0 | (26.7%) |
| Severance Tax | 23.6 | 26.0 | 10.2% | 0.0 | -- |
| Court Receipts | 6.5 | 7.0 | 7.7% | 7.0 | 0.0% |
| Other Income | 13.1 | 14.0 | 6.9% | 14.0 | 0.0% |
| TOTAL | \$ 170.9 | \$ 151.0 | (11.6%) | \$ 120.0 | (20.5%) |
| LESS: Rebates and Expenditures | | | | | |
| Food Sales Tax Credit | \$ 14.5 | \$ 1.0 | (93.1%) | \$ 0.0 | -- |
| Cigarette Tax Rebates | 16.8 | 17.0 | 1.2% | 17.0 | 0.0% |
| Old Age Pensions | 31.6 | 36.0 | 13.9% | 39.0 | 8.3% |
| Property Tax Relief for Aged | 14.8 | 17.0 | 14.9% | 17.0 | 0.0% |
| Fire and Police Pensions | 20.0 | 20.0 | 0.0% | 20.0 | 0.0% |
| Severance Tax Credit | 9.4 | 11.0 | 17.0% | 0.0 | -- |
| Heating Credit | 14.7 | 12.0 | (18.4%) | 13.0 | 8.3% |
| Transfer to State Highway Fund | 30.0 | 33.0 | 10.0% | 36.0 | 9.1% |
| Transfer to Water Project Construction Fund | 8.0 | 10.0 | 25.0% | 10.0 | 0.0% |
| TOTAL | \$ 159.8 | \$ 157.0 | (1.8%) | \$ 152.0 | (3.2%) |
| NET GENERAL FUND REVENUE | \$1,195.1 | \$1,268.0 | 6.1% | \$1,502.0 | 18.5% |

^{a/} All figures, actual and estimated, are provided by the staff of Legislative Council and are stated on the accrual basis of accounting based on 3/25/81 projections, updated as of 6/19/81.

GENERAL FUND REVENUE
AND EXPENDITURES

(In Millions)

| | <u>1980-81</u> <u>Estimate</u> | <u>1981-82</u> <u>Estimate</u> |
|----------------------------------|-----------------------------------|-----------------------------------|
| BEGINNING RESERVE | \$ 307.0 | \$ 157.3 |
| <u>REVENUE</u> | | |
| General Fund Revenue | \$1,268.0 ^{a/} | \$1,502.0 ^{a/} |
| Revenue Sharing | <u>7.0</u> | <u>--</u> |
| Total Revenue | \$1,275.0 | \$1,502.0 |
| <u>EXPENDITURES</u> | | |
| Operating | \$1,193.8 | \$1,282.2 ^{c/} |
| Capital Construction | 25.7 | 21.5 |
| Other New Legislation | <u>5.2</u> | <u>5.2</u> |
| Total Expenditures | \$1,224.7 | \$1,308.9 ^{d/} |
| Appropriated for Tax Relief | \$ 200.0 | \$ 144.9 |
| Balance Available for Tax Relief | \$ 108.3 ^{b/} | \$ 153.5 |
| MINIMUM REQUIRED ENDING RESERVE | \$ 49.0 | \$ 52.0 |

^{a/} Revenue estimates are provided by the staff of Legislative Council.

^{b/} Since this amount was not used for tax relief in 1980-81, it will be available in 1981-82.

^{c/} Includes \$1,271.1 Million in the Long Appropriations Bill and \$11.1 Million in the budget for the Legislative Branch.

^{d/} Actual spending limit is \$1,310.4. Difference is a result of Gubernatorial vetoes.

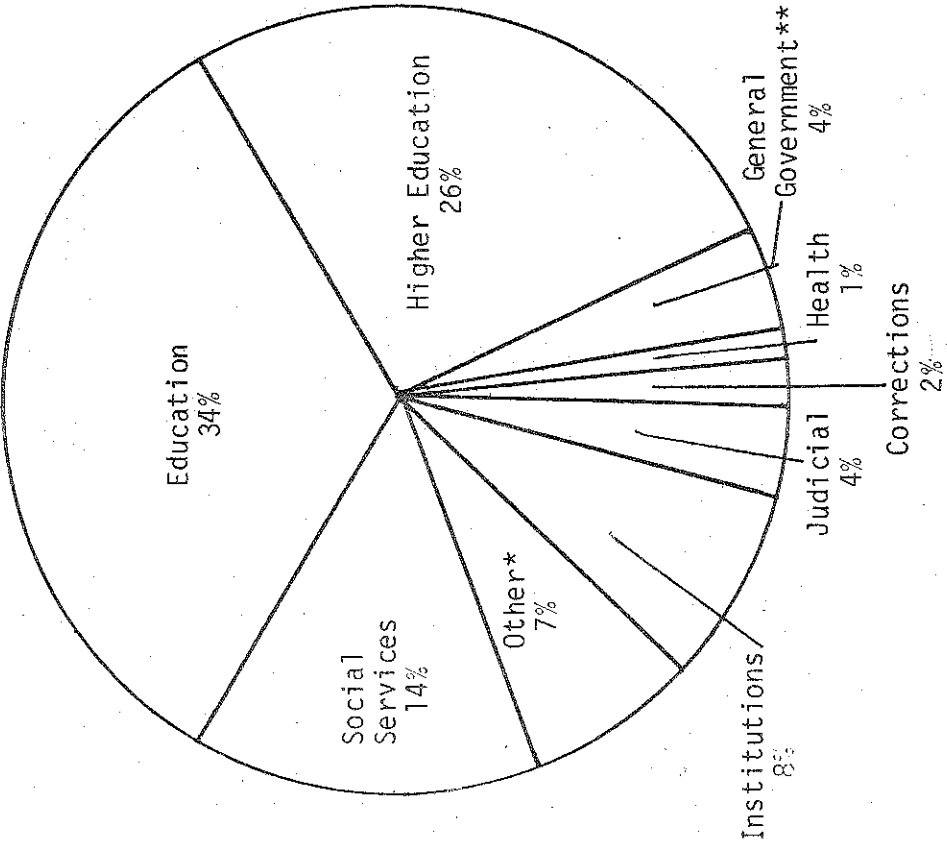
FISCAL IMPACT OF BILLS WHICH
APPROPRIATED FUNDS FOR TAX RELIEF

| | | |
|-----------|-------------------------------------|----------------------|
| S.B. 513 | - Long Bill | |
| | Property Tax Relief/School Finance | \$144,908,972 |
| | Elderly Property Tax Relief | 44,250 |
| H.B. 1617 | - Colorado Water Conservation Board | 10,000,000 |
| | | <u>\$154,953,222</u> |

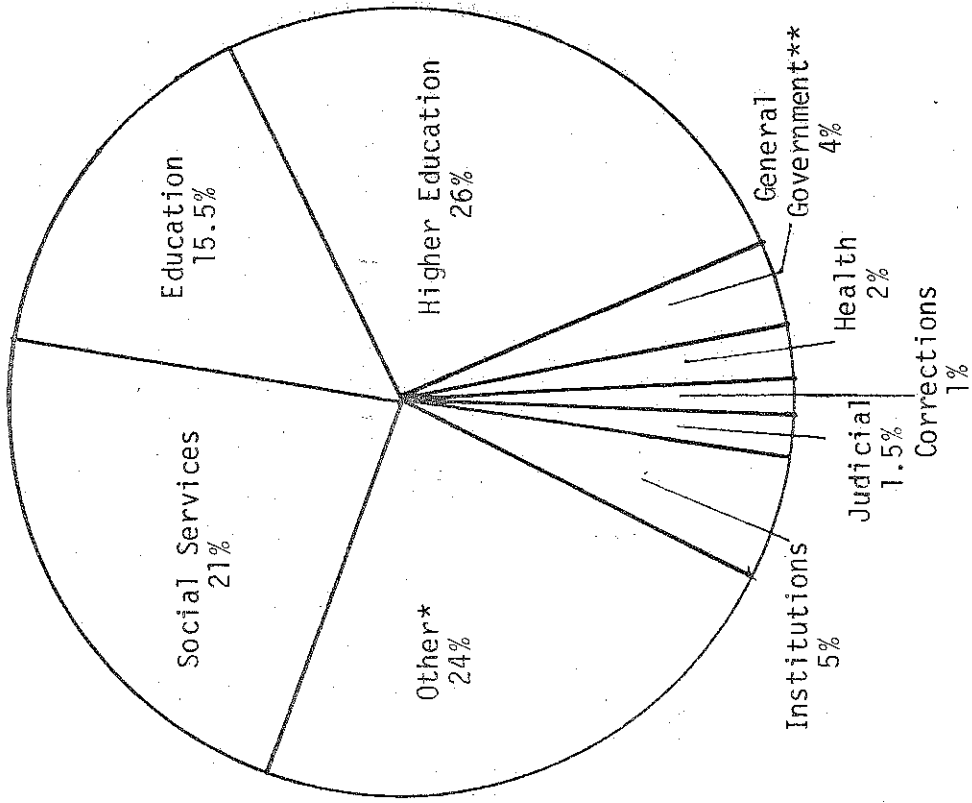
FISCAL IMPACT OF BILLS WHICH
REDUCED REVENUES TO PROVIDE TAX RELIEF

| | | |
|-----------|------------------------------------|----------------------|
| H.B. 1617 | 16% Income Tax Credit | \$100,000,000 |
| | Annual Inflation Factor (AIF) 108% | 12,900,000 |
| | 15% Investment Tax Credit | 6,800,000 |
| | Graduated Corporate Tax | 5,800,000 |
| | Pollution Control Credit | 700,000 |
| | | <u>\$126,200,000</u> |

General Fund



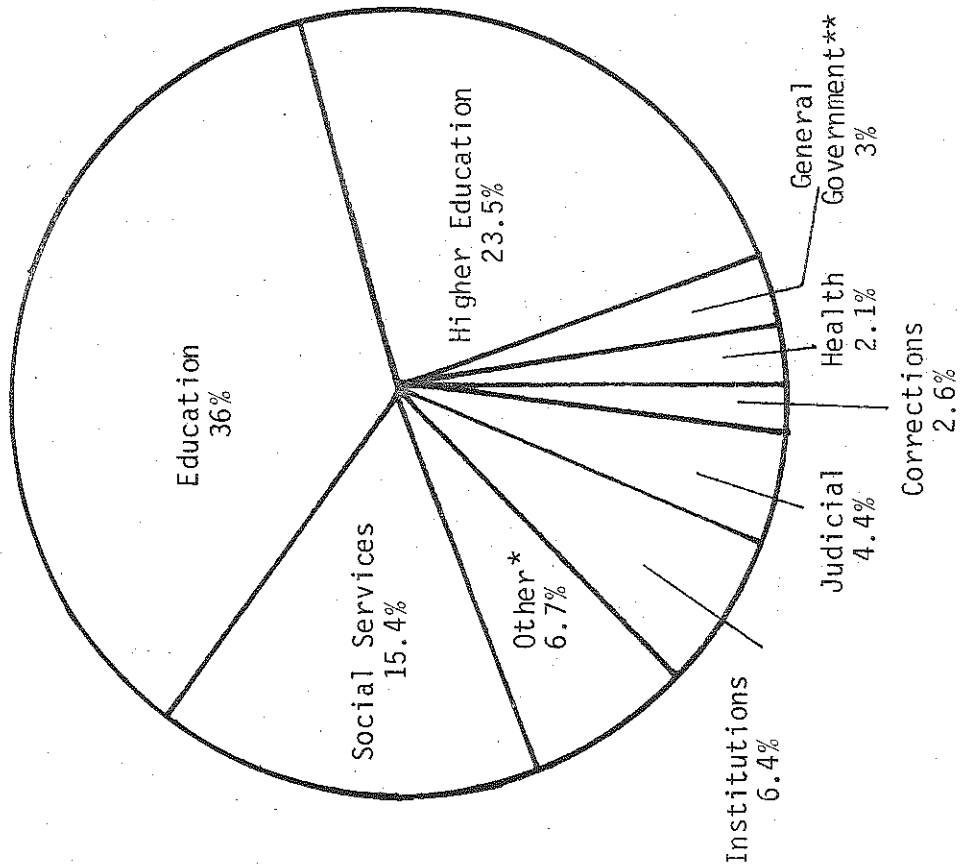
All Funds



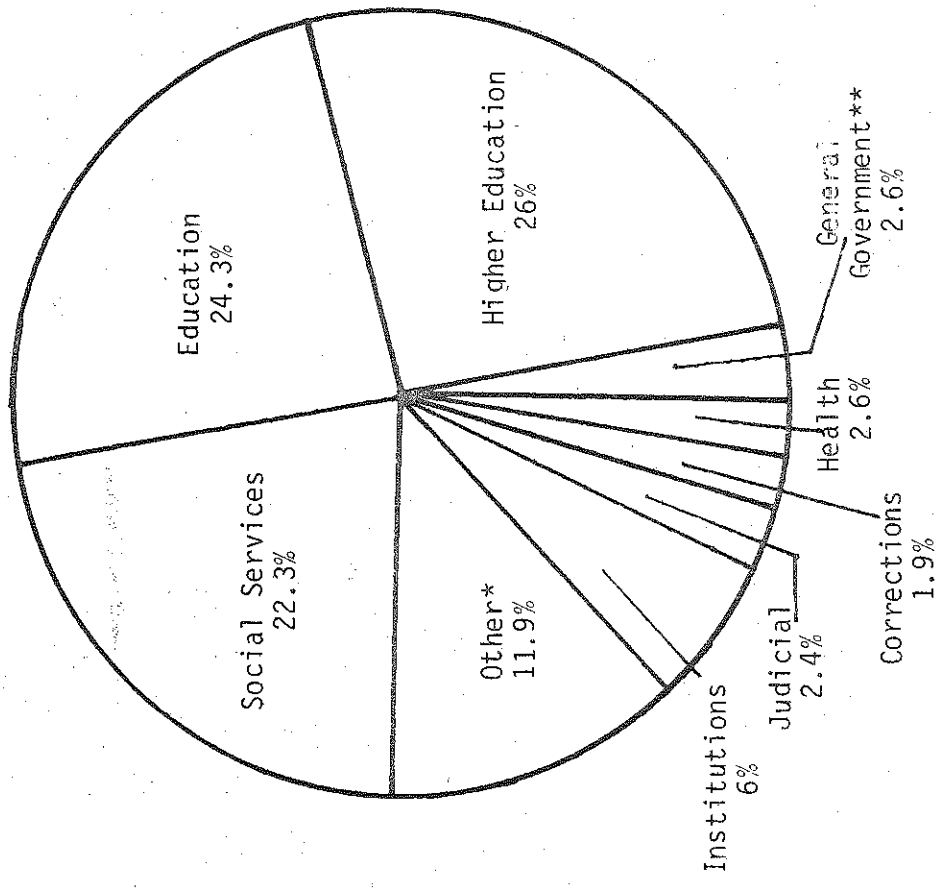
*Other includes the Departments of Labor and Employment, Local Affairs, Natural Resources, Military Affairs, Agriculture, Highways, State, Law, Treasury, Regulatory Agencies, Revenue; also included are the Legislature and Capital Construction.

**General Government includes the Office of the Governor and the Departments of Personnel and Administration.

General Fund



All Funds



*Other includes the Departments of Labor and Employment, Local Affairs, Natural Resources, Military Affairs, Agriculture, Highways, State, Law, Treasury, Regulatory Agencies, Revenue, the Legislature, Capital Construction, and Reapportionment.

**General Government includes the Office of the Governor, Office of State Planning and Budgeting, and the Departments of Personnel and Administration.

FEDERAL GRANTS-IN-AID TO STATE AND LOCAL GOVERNMENTS AND ESTIMATED
FEDERAL TAX BURDEN FOR FEDERAL GRANTS-FISCAL YEAR 1980 1/

| <u>State</u> | <u>Millions</u> | | <u>Tax Burden Per Dollar of Aid</u> | |
|----------------------|-----------------------------|--|-------------------------------------|-------------------|
| | <u>Grants</u> ^{2/} | <u>Estimated Tax Burden for Grants</u> ^{3/} | <u>Amount</u> | <u>State Rank</u> |
| Alaska | \$1,556.2 | \$ 1,134.6 | .73 | 40 |
| Arizona | 823.0 | 930.7 | 1.13 | 13 |
| California | 8,723.0 | 10,450.3 | 1.20 | 9 |
| COLORADO | 965.3 | 1,161.1 | 1.20 | 8 |
| Kansas | 816.7 | 983.9 | 1.20 | 7 |
| Nebraska | 545.8 | 602.7 | 1.10 | 15 |
| New Mexico | 563.6 | 416.6 | .74 | 39 |
| Texas | 3,961.2 | 5,539.8 | 1.40 | 1 |
| Utah | 547.5 | 434.3 | .79 | 34 |
| District of Columbia | 1,019.6 | 328.0 | .32 | 51 |

- ^{1/} Source: Tax Foundation computations based on data from U.S. Treasury Department and Office of Management and Budget.
- ^{2/} Excludes shared revenues and payments in lieu of taxes; includes general revenue sharing and trust fund aids.
- ^{3/} The total tax burden for grants is assumed to equal grant payments.

COMPARISON OF PER CAPITA EXPENDITURES FOR STATE AND LOCAL GOVERNMENTS
FOR FISCAL YEAR 1978-79 (LATEST DATA AVAILABLE)

| | <u>High</u> | <u>Low</u> | <u>U.S. Average</u> | <u>Colorado</u> |
|----------------------------------|-------------|------------|---------------------|-----------------|
| Education | | | | |
| Local Schools | 1,105.45 | 285.84 | 378.85 | 422.29 |
| Higher Education | 263.13 | 69.22 | 136.57 | 207.29 |
| Other Education | 48.41 | 11.02 | 27.28 | 14.83 |
| TOTAL | 6,500.72 | 366.08 | 542.70 | 644.41 |
| Libraries | 15.87 | 2.58 | 6.84 | 7.33 |
| Public Welfare | 442.56 | 59.15 | 183.64 | 139.14 |
| Health and Hospitals | 256.82 | 59.12 | 128.20 | 124.75 |
| Veterans Services | 3.18 | -0- | .24 | -0- |
| Highways | 441.27 | 78.48 | 129.22 | 136.97 |
| Airports | 114.48 | .75 | 8.66 | 14.10 |
| Police | 244.32 | 32.25 | 55.46 | 56.77 |
| Fire | 60.41 | 10.15 | 23.38 | 23.33 |
| Corrections | 118.45 | 10.36 | 25.15 | 24.33 |
| Sewage | 86.41 | 7.41 | 39.96 | 39.66 |
| Housing and Urban Development | 102.94 | 5.02 | 21.46 | 10.36 |
| Natural Resources and Parks | 261.83 | 24.34 | 48.17 | 67.16 |
| Government Administration | | | | |
| Finance Administration | 120.98 | 16.66 | 27.58 | 31.95 |
| General Control | 206.62 | 20.16 | 35.17 | 44.06 |
| Public Buildings Space | 73.30 | 2.55 | 12.85 | 12.18 |
| Interest on Debt | 453.79 | 23.99 | 59.01 | 36.53 |
| Other General | 669.91 | 64.22 | 133.57 | 85.40 |

DEPARTMENT OF ADMINISTRATION

| <u>APPROPRIATED FUNDS</u> | <u>1979-80</u> <u>Actual</u> | <u>1980-81</u> <u>Estimate</u> | <u>1981-82</u> <u>Appropriation</u> | |
|---|---------------------------------|-----------------------------------|--|---------|
| Executive Director | \$ 649,228 | \$ 1,550,563 | \$ 3,340,077 | OK |
| Management Services | 132,889 | 321,849 | 235,500 | OK |
| Central Services | 4,383,226 | 4,584,261 | 5,204,189 | OK |
| Accounts and Control | 1,100,111 | 1,197,186 | 1,267,309 | OK |
| Group Health and Life Insurance | 5,116,417 | 7,697,539 | 4,693,951 | 5244618 |
| Annuitants' Health and Life Insurance | 1,246,700 | 1,561,000 | 2,102,626 | OK |
| Workmen's Compensation | 3,210,405 | 3,318,000 | 2,437,651 | OK |
| Employees' Emeritus Retirement | 29,922 | 30,000 | 31,136 | OK |
| Retirement Benefits - School and Municipal Employees | 2,134,903 | | -0- | |
| Retirement Benefits - State Employees | 3,107,512 | 8,148,333 | -0- | |
| Retirement Benefits - Judges | 36,000 | 128,000 | -0- | |
| Employment Security Payments | 1,177,254 | 1,120,000 | 557,040 | OK |
| Salary Survey Adjustments | 19,054,400 | 16,396,520 | 18,915,618 | OK |
| Staff Salary Increases | 255,600 | 208,102 | 198,700 | OK |
| Shift Differential | 1,045,500 | 978,517 | 1,032,407 | OK |
| Anniversary Increases | 3,242,800 | 3,183,573 | 2,131,775 | OK |
| Automated Data Processing | 5,705,952 | 4,826,803 | 4,745,118 | OK |
| State Archives and Public Records | 257,274 | 289,237 | 280,239 | OK |
| Capitol Buildings | 3,039,719 | 3,217,486 | 3,343,053 | OK |
| Purchasing | 392,375 | 396,525 | 432,993 | OK |
| Surplus Property | 312,851 | 393,486 | 292,314 | OK |
| Communications | 4,847,802 | 5,621,752 | 4,232,820 | OK |
| Hearing Officers | 431,804 | 556,962 | 650,305 | OK |
| State Buildings | 1,007,611 | 723,480 | 693,298 | OK |
| S.B. 56 | -- | -- | 570,667 | |
| H.B. 1026 | -- | -- | 12,986 | |
| TOTAL APPROPRIATED FUNDS | \$ 61,918,255 | \$ 66,449,174 | \$ 57,401,772 | |
| General Fund | 46,436,010 | 47,854,437 | 35,311,310 | |
| Cash Funds | 15,440,847 | 18,537,015 | 22,040,462 | |
| Federal Funds | 41,398 | 57,722 | 50,000 | |

EXECUTIVE DIRECTOR - General Fund (17.0 FTE)

The appropriation includes \$1,804,062 for a capital outlay reserve fund to be allocated to state agencies by the Department. Not included is a utilities contingency fund which was appropriated to this division in 1980-81.

MANAGEMENT SERVICES - Cash Funds (7.0 FTE)

The appropriation includes increases in operating and travel funds due to an increased number of projects and an increase in projects requiring travel.

534664 +
4,210,454
4,755,118

DEPARTMENT OF ADMINISTRATION - Continued

CENTRAL SERVICES - Cash Funds (105.0 FTE)

The appropriation funds three additional FTE due to increased workload. The positions are Revenue Mailroom Clerk, Central Stores Clerk, and Word Processing Clerk Typist.

It is the intent of the Legislature that Central Services include in its annual report for 1980-81 and each subsequent year all direct and indirect costs, as approved by the Controller, for each service provided to users and the results of surveys demonstrating a pricing policy competitive with or at a lower rate than private industry in the operation of each service function it has established.

A vacancy savings of \$105,015 was taken as requested by the Division.

ACCOUNTS AND CONTROL - General and Cash Funds (47.0 FTE)

The appropriation is for two additional FTE for the Central Collection Unit in order that the unit will be staffed to handle 50% of the Health Sciences Center collection accounts. Also funded is an increase from \$15,600 to \$21,950 for the contract with the consulting firm which provides actuarial services for all state insurance programs.

S.B. 56 - General and Cash Funds

This bill appropriates \$570,667 for the state's increased contribution to employee insurance plans beginning October 1, 1981.

H.B. 1026 - General Fund

This bill appropriates \$12,986 to cover negative 1980-81 balance for the Board of Life Care Institutions which is not funded for 1981-82.

GROUP HEALTH AND LIFE INSURANCE - General and Cash Funds

The appropriation is for funding at a continued level and at a continued benefit of \$40 per eligible employee per month. It does not include funding for health and life insurance benefits for higher education.

ANNUITANTS' HEALTH AND LIFE INSURANCE - General Fund

The appropriation funds this program at the level requested by the Department of Administration and includes University of Colorado annuitants.

WORKMEN'S COMPENSATION INSURANCE - General and Cash Funds

The appropriation provides for the state's semiannual payments into the Workmen's Compensation Fund and is based on information provided by the Insurance Compensation Division. It does not include funding for premiums for higher education.

EMPLOYEES EMERITUS RETIREMENT - General Fund

Participants in this program are former state employees who retired before July 1, 1975 and who had either 20 years of service or a disability retirement. The reduction is due to a decrease in the number of participants and the appropriation is the Department of Administration's request.

DEPARTMENT OF ADMINISTRATION - Continued

RETIREMENT BENEFITS - SCHOOL AND MUNICIPAL EMPLOYEES, STATE EMPLOYEES AND JUDGES

Funding for increases in retirement benefits for these employees is now provided by the increase in the state's contribution rate to the Public Employees' Retirement Fund (PERA) from 10.64% to 12.2%.

EMPLOYMENT SECURITY PAYMENTS - General and Cash Funds

Effective July 1, 1976, all state employees became eligible for unemployment compensation. The appropriation is for a continuing level but does not include higher education contributions. Of the amount appropriated, it is the intent of the General Assembly that the Department of Administration utilize an amount not to exceed \$75,000 for hiring a private contractor to monitor claims. In addition, the General Assembly expects that any amount necessary for employment security payments in excess of the amount appropriated will be met from personal services line items.

SALARY SURVEY - General and Cash Funds

The appropriation funds an average salary increase of 11.4% for state employees beginning July 1, 1981 and is based upon the actual funding experience in 1980-81. Higher education salary increases are not included.

STAFF SALARY INCREASES - DEPARTMENT OF EDUCATION - General Fund

Exempt employees of the Department of Education receive their salary increases from this appropriation which is based on the actual funding experience in 1980-81 and provides for a 10% salary increase as requested. Not included are salary increases for exempt employees of the Department of Higher Education.

SHIFT DIFFERENTIAL - General and Cash Funds

The appropriation is based on a continuing benefit of 5% shift differential pay. Five percent shift differential is paid to all employees not exempt from the wage and hour law when one-half of an employee's scheduled hours fall between the hours of 4:00 p.m. and 6:00 a.m. The appropriation is based on the 1980-81 funding experience increased by the 11.4% average salary survey increase which affects the base salary as of July 1, 1981. Higher Education funds are not included.

ANNIVERSARY INCREASES - General and Cash Funds

The appropriation funds an average 5% anniversary increase for eligible state employees based upon actual funding experience in the current year. Higher Education increases are not included.

DIVISION OF AUTOMATED DATA PROCESSING - General and Cash Funds (137.0 FTE)

A continuing level of 14 FTE is appropriated for statewide Automated Data Processing. \$8,529 funds the Higher Education Consortium for continued development of the Higher Education ADP Master Plan.

The appropriation for the General Government Computer Center transfers three systems analysts - two to the Department of Labor and one to the Department of Local Affairs. One Data Entry Operator is transferred to the Department of Regulatory Agencies. The transfer of systems analysts to the user agency is intended to provide better control and user agency responsibility over this function, and the recommended transfer of the data entry operator is part of an effort to decentralize data entry to its source to minimize turnover.

DEPARTMENT OF ADMINISTRATION - Continued

Funds for ADP services have been included in each user department's budget as follows:

General Government Computer Center
Personal Services, Cash Funds for ADP Services

| | |
|------------------------|-------------------|
| General Assembly | \$ 1,502 |
| Agriculture | 12,078 |
| Education | 10,770 |
| CCHE | 16,671 |
| Auraria | 12,905 |
| Employment | 52,597 |
| Labor | 10,432 |
| Local Affairs | 23,000 |
| Natural Resources | 22,451 |
| Personnel | 176,785 |
| Planning and Budgeting | 10,185 |
| Regulatory Agencies | 18,837 |
| Social Services | 171,263 |
| State | 50,725 |
| Treasury | <u>16,222</u> |
| Total Funds | \$606,423 |
| ADP Cash Funds | 541,933 |
| | <u>\$ 64,490*</u> |

*To be deposited into Cash Pots account.

\$554,951 of the cash operating expense appropriation is for services to be purchased from General Government Computer Center by Metropolitan State College.

ADP EQUIPMENT AND SOFTWARE UNDER LEASE/PURCHASE
TYPE AGREEMENTS FOR FISCAL YEAR 1981-82

The following equipment and software are currently being procured under a lease/purchase or purchase contract, and the amounts indicated are the FY 1981-82 payments.

| <u>Agency</u> | <u>Description</u> | <u>Amount</u> |
|---------------------------------------|---|---------------------------|
| General Government Computer Center | Complete 3033 System and Attached Peripherals GCS Data Entry System | \$1,851,046 59,887 |
| Accounts and Control | Telex Data Collection Terminals | 4,740 |
| State Buildings | Word Processor CPT 8000 | 4,113 |
| State Treasury Department | Communications Multiplexor Equipment | 7,500 |
| Department of Personnel | Interactive Terminals Micom Word Processor | 2,856 15,000 |
| Department of Social Services | Minicomputers and Interactive Terminal Network for supporting the COIN and Vocational Rehabilitation Programs | 366,000 |

DEPARTMENT OF ADMINISTRATION - Continued

| <u>Agency</u> | <u>Description</u> | <u>Amount</u> |
|---|--|---------------|
| Administration of Justice CC (CBI) | UNIVAC 1100/82 System | \$ 747,449 |
| | CCIC Terminal Network | 144,550 |
| Department of Natural Resources | Harris 1670 RJP System | 25,400 |
| | Wang WPS 25 | 1,100 |
| Division of Employment | Honeywell HIS 66/60 | 84,000 |
| | Xerox Printing System | 68,650 |
| | Employment Services Terminal Network | 230,681 |
| State Compensation Insurance Fund | IBM Data Entry Stations | 2,429 |
| Department of Health | Radiation Mini System | 23,420 |
| Department of Law | 5 - 3278 CRT's | 4,800 |
| | 1 - 3274 Controller | 7,476 |
| State Legislature | ALTAR Terminal System | 14,000 |
| Department of Education | Direct Entry Terminal System | 18,500 |
| | Modems, Controllers and Couplers | 11,500 |
| Department of Revenue | Complete 3031 System and Related Peripherals and Software | 461,683 |
| | GCS Data Entry System | 62,363 |
| Institutions | Sperry Univac 1100/60 and Attached Peripherals | 104,942 |
| University of Colorado- Boulder | IBM 3031 System and Attached Peripherals | 264,000 |
| University of Colorado- Denver | Prime 550 System | 40,729 |
| University of Colorado- Colorado Springs | PDP 1170 System | 36,000 |
| University of Colorado | IBM 370/148 System | 19,038 |
| Colorado School of Mines | PDP KL10 System | 235,979 |
| | DEC 2020 System | 48,882 |
| Fort Lewis College | PDP 1170 System including Peripherals | 50,000 |
| | POISE | 6,450 |
| | Disk and Memory | 10,000 |
| Mesa College | PDP 1170 System including Peripherals | 48,000 |
| | Disk and Memory | 12,000 |

DEPARTMENT OF ADMINISTRATION - Continued

| <u>Agency</u> | <u>Description</u> | <u>Amount</u> |
|----------------------------------|---|---------------------|
| Western State College | PDP 1170 System including Peripherals Memory | \$ 50,000 10,000 |
| Arapahoe Community College | PDP 1144 System | 40,000 |
| Community College of Denver | PDP 1134 System (2) PDP 1144 Systems | 25,000 40,000 |
| Pikes Peak Community College | PDP 1134 System | 10,000 |
| Trinidad State Junior College | PDP 1134 System | 25,000 |

The following equipment was recommended by the Division of ADP for procurement during 1981-82 fiscal year and, based upon the Long Bill appropriation, were funded and will be procured during 1981-82. The amounts indicated are the estimated fiscal year payment

| | | |
|--|--|----------|
| Military Affairs | Microprocessor for Emergency Operation Center | \$ 5,000 |
| Department of Local Affairs | Disc Storage for Prime Mini System | 35,375 |
| Pueblo Vocational Community College | PDP 1144 System including Peripherals | 21,641 |
| Adams State College | PDP 1170 System including Peripherals | 60,000 |
| University of Southern Colorado | New Academic Processing System | 135,000 |
| Otero Junior College | Additional Disc for PDP 1134 | 8,000 |

Straight rental agreements and equipment currently under a lease contract with purchase options at a later date have not been indicated.

ARCHIVES AND PUBLIC RECORDS - General Fund (13.0 FTE)

The appropriation is for a continuing level of personal services. Funds are included for microfilming of court records and additional travel funds are appropriated to cover the costs of 10 field contacts to implement records management programs in county and municipal offices in 25 counties.

CAPITOL BUILDINGS - General and Cash Funds (116.0 FTE)

The appropriation is for a 15.2 FTE reduction in security and custodial positions. The reduction authorizes the Department of Administration to contract for a total of 25% of security and custodial services in the Capitol Buildings group (10% of these services are currently being performed by contract employees in the State Office Building and at 2002 S. Colorado Boulevard). There is a resulting increase in contractual funds.

DEPARTMENT OF ADMINISTRATION - Continued

Also eliminated is one FTE elevator operator due to full automation of the Capitol elevators in 1981-82.

A 3% vacancy savings rate was used.

Cash appropriations for Capitol parking and Judicial Building utilities are included.

PURCHASING - General and Federal Funds (14.0 FTE)

The federal energy grant funds are appropriated as requested and will provide two FTE to assist the Division in methods of saving energy through the procurement function.

Funds for the Colorado Code of Regulations include subscriptions for the Judicial Department, other state agencies, and the counties.

SURPLUS PROPERTY AGENCY - (10.0 FTE)

The appropriation is for a decrease of 4.0 FTE to reflect current staffing resulting from a decline in federal surplus property available since December, 1979.

COMMUNICATIONS - (61.0 FTE)

A continuing level of funding is provided for all sections - Administration, Telephone Communications, and Public Safety. Phase V of the State Microwave System replacement project is not funded for 1981-82.

The decrease in federal funds is offset by an increase in local cash funds for local systems development.

HEARING OFFICERS - Cash Funds (19.0 FTE)

It is intended that one additional FTE Hearing Officer funded for 1981-82 will eliminate a backlog of work caused by current year staff vacancies in the Division. It is expected that the additional position will not be needed past 1981-82.

Funds for purchase of Hearing Officer Division services have been included in each user department's budget as follows:

Hearing Officers, Cash Funds

| <u>Department</u> | <u>Hearing Officer Service Costs</u> |
|----------------------------|--|
| Education | \$ 1,033 |
| Health | 9,147 |
| Social Services | 135,489 |
| Adult Parole | 6,572 |
| Labor | 321,994 |
| Youth Services | 12,572 |
| Teacher Tenure | 17,277 |
| Personnel | 72,527 |
| Regulatory Agencies | 90,720 |
| Total | <u>\$667,331</u> |
| Hearing Officer Cash Funds | \$650,305 |
| Central Pots - Cash Funds | \$ 17,026 |

DEPARTMENT OF ADMINISTRATION - Continued

STATE BUILDINGS DIVISION - General Fund (22.0 FTE)

The appropriation is for an increase of 0.1 FTE to address workload requirements. Funds are included for leasing costs of a word processor acquired with ADP approval to facilitate controlled maintenance and contracts administration.

Twenty thousand dollars is appropriated for elevator inspections for state facilities.

DEPARTMENT OF AGRICULTURE

| | <u>1979-80</u> <u>Actual</u> | <u>1980-81</u> <u>Estimate</u> | <u>1981-82</u> <u>Appropriation</u> |
|--|---------------------------------|-----------------------------------|--|
| <u>APPROPRIATED FUNDS</u> | | | |
| Administration and Agricultural Services | \$ 5,193,889 | \$ 5,206,493 | \$ 5,409,546 |
| Brand Inspection ✓ | 1,206,486 | 1,604,534 | 1,527,974 |
| Predatory Animal Control | 256,039 | 313,946 | 338,000 |
| Beef Promotion | 178,789 | 300,000 | 300,000 |
| Sheep and Wool Board | 41,343 | 50,000 | 50,000 |
| Colorado State Fair | 1,386,759 | 1,774,961 | 1,866,701 |
| H.B. 1104 | -- | -- | 1,500,000 |
| | | | |
| TOTAL APPROPRIATED FUNDS | \$ 8,263,305 | \$ 9,249,754 | \$ 10,992,221 |
| General Fund | 5,032,910 | 5,053,324 | 5,245,708 |
| Cash Funds | 3,069,416 | 3,876,765 | 5,641,365 |
| Federal Funds | 160,979 | 105,665 | 105,148 |

ADMINISTRATION AND AGRICULTURAL SERVICES - General, Cash and Federal Funds (197.1 FTE)

The appropriation for Administration and Agricultural Services eliminates the following FTE: 1) 1.0 Accountant III in the Commissioner's Office based on insufficient workload to justify an internal auditor; and 2) 2.0 FTE in the Resource Analysis Section due to completion of projects previously requiring staff time. Two FTE are appropriated for the Gasohol Program and 1.0 FTE for the Peach Mosaic inspections.

State Fair contingency funds are again appropriated in the Administration budget to supplement State Fair cash revenues.

The capital outlay for the entire department is appropriated in this section. A 1% vacancy savings factor was applied to the personal services line item.

BRAND INSPECTION - Cash Funds (65.0 FTE)

The appropriation for the Brand Inspection program is actually decreased by \$10,161 (.7%) from the FY 1980-81 appropriation. The FTE are appropriated at the actual level of personnel employed by the Brand Section and reflect an anticipated reduction in the number of head to be inspected in FY 1981-82. Capital outlay for this program is appropriated in the line item.

PREDATORY ANIMAL CONTROL - Cash Funds

The appropriation reflects the projected amount of cash funding to be generated in FY 1981-82 for services provided. There is no FTE limit tied to this appropriation.

BEEF PROMOTION - Cash Funds

A continuation level of funding (\$300,000) is appropriated to this line item for promotion of the sale and consumption of beef in the state. Cash funds are generated from fees assessed to members of the beef industry. H.B. 1104 provides for an increase in fees assessed to the beef industry and increased cash spending authority of \$1.5 million.

DEPARTMENT OF AGRICULTURE - Continued

SHEEP AND WOOL BOARD - Cash Funds

The appropriation is at a continuing level of funds for promotion of use and consumption of Colorado sheep and wool products.

COLORADO STATE FAIR AND INDUSTRIAL EXPOSITION - General and Cash Funds

Cash funds generated by the State Fair and Industrial Exposition are appropriated based on anticipated revenues. A General Fund contingency appropriation (\$214,000) has been made in the Administration and Agricultural Services section, to be utilized upon discretion of the Commissioner.

DEPARTMENT OF CORRECTIONS

| | 1979-80 <u>Actual</u> ^{1/} | 1980-81 <u>Estimate</u> ^{1/} | 1981-82 <u>Appropriation</u> ^{1/} |
|--------------------------------------|--|--|---|
| <u>APPROPRIATED FUNDS</u> | | | |
| Administration | \$ 3,828,678 ^{2/} | \$ 1,691,386 | \$ 2,652,184 |
| Institutional Services | 5,415,048 | 6,672,780 | 6,521,070 |
| Work Program | -0- | -0- | 450,000 |
| Area Vocational School ^{3/} | -0- | -0- | 713,058 |
| Correctional Industries | 16,278,590 | 18,165,762 | 9,388,874 |
| Parole Board | 283,716 | 311,842 | 308,954 |
| Diagnostic Unit | 624,733 | 673,153 | 584,322 |
| Medical and Mental Health | 4/ ^{4/} | 4/ ^{4/} | 2,874,819 |
| Penitentiary | 10,225,591 | 13,695,195 | 11,970,904 |
| Reformatory | 3,478,445 | 3,732,943 | 3,093,676 |
| Honor Camps | 1,297,787 | 1,479,910 | 1,473,862 |
| Community Corrections | 4,251,031 | 4,982,506 | 3,754,454 |
| | | | |
| TOTAL APPROPRIATED FUNDS | \$ 45,683,611 | \$ 51,405,477 | \$ 43,786,177 |
| | | | |
| General Fund | 28,441,061 | 34,661,185 | 33,583,745 |
| Cash Funds | 17,126,667 | 16,552,801 | 10,202,432 |
| Federal Funds | 115,883 | 191,491 | -0- |

^{1/} Due to departmental reorganization in 1981-82, all of the numbers are not absolutely comparable by section, this is particularly true in the Administration section.

^{2/} Includes \$2,409,000 Governor's Reversion.

^{3/} New Program in 1981-82.

^{4/} Previously part of the institutional budgets.

INSTITUTIONAL CAPACITY

| <u>Institution</u> | <u>Total Capacity Per Day</u> |
|---|-------------------------------|
| Territorial (Old Max) | |
| Infirmery | 44 |
| Cellhouse 3 | 88 |
| Diagnostic Unit | 118 |
| Fremont Correctional Facility | 440 |
| Shadow Mountain (New Close) | 384 |
| Centennial (New Max) | 336 |
| Colorado Women's Correctional Institution | 96 |
| Buena Vista (Reformatory) | 545 |
| Skyline Correctional Facility (ITC) | 132 |
| Colorado Correctional Facility (Golden) | 100 |
| Delta Correctional Facility | 99 |
| Rifle Correctional Facility | 100 |
| Bails Hall Transitional Facility | 39 |
| Fort Logan Pre-Release Facility | 26 |
| Contractual Transitional Placements | <u>170</u> |
| | |
| TOTAL PLACEMENT CAPACITY | 2,717 |

DEPARTMENT OF CORRECTIONS - Continued

ADMINISTRATION - General and Cash Funds (368.5 FTE)

- A. Administration - A single section called Administration consolidates the offices of the Executive Director, Administration, Adult Services Administration, and the business offices of the Reformatory and Penitentiary. One new Deputy Director position is funded, which makes a total of 71.5 FTE in this section.

Operating expenses do not include rent for the Colorado Springs office. It is intended that space in Denver for 22.0 FTE and in Canon City for 31.0 FTE be located by the State Buildings Division to permit relocation in state-owned offices.

Staff training was 10% General Fund and 90% LEAA funds in FY 1980-81. That program is continued with 100% General Fund support. No vacancy savings was taken.

- B. Institutional Services - Institutional Services was formerly "Purchase of Services." As Purchase of Services, the General Fund appropriation was made to Adult Services who then contracted with Correctional Industries to provide food service, laundry, and maintenance at each of the institutions. The contracting practice is discontinued and it is intended that these functions remain within Administration. This section includes 106.0 FTE.
- C. Work Program - A work program for 250 inmates is funded. The intent is to provide labor intensive work assignments for inmates who would otherwise be idle. 25.0 FTE are funded for this program.
- D. Area Vocational School - The Area Vocational School at the Department of Corrections is intended to provide full day vocational education program for 200 inmates, (the equivalent to 320 student FTE). The Department of Corrections is to be reimbursed by the State Board for Community Colleges and Occupational Education an average of \$2,228 per FTE inmate enrolled in one of several programs. It is intended that these courses operate in existing shops and require little, if any, set up expense. Four FTE provide the administrative function and instructors are intended to be on a contractual arrangement.
- E. Correctional Industries - Correctional Industries is brought under the Administration grouping in order to ensure cooperation and coordination of activities with the balance of the Department. Agriculture, Production and Construction are the sources of revenue for the program. Construction is reduced to the level of demonstrated 1980-81 cash fund generating capability.

The main cause for the reduction in the Correctional Industries program is the elimination of Purchase of Services as one of Industries' responsibilities.

DEPARTMENT OF CORRECTIONS - Continued

The intended staffing pattern follows:

| | <u>1980-81</u> <u>Appropriation</u> | <u>1981-82</u> <u>Appropriation</u> |
|----------------------|--|--|
| Administration | 35.0 FTE | 21.0 FTE |
| Purchase of Services | 91.25 FTE | Moved to Administration |
| Construction | 47.5 FTE | 25.0 FTE |
| Production | 88.0 FTE | 88.0 FTE |
| Agriculture | <u>30.0 FTE</u> | <u>28.0 FTE</u> |
| TOTAL | 291.75 FTE | 162.0 FTE |

PAROLE BOARD - General Fund (10.0 FTE)

The appropriation provides for a continuing level.

DIVISION OF ADULT SERVICES - General and Cash Funds (786.9 FTE)

- A. Diagnostic - The appropriation for the Diagnostic Unit includes \$21,000 for the VISOR system which is a computerized method for scoring diagnostic tests. Otherwise, the recommendation is for a continuing level.
- B. Medical and Mental Health - All medical and mental health items are consolidated from all of the institutions and reorganized centrally. Alcohol and Drug Abuse programs are no longer funded through the Department of Health. It is intended that the Department of Corrections facilitate the full use of whatever volunteer services and programs that are available to them.

The process of having outside medical and mental health professionals review Correction's program (i.e., "Peer Review") is a specific requirement of the Ramos decision and, therefore, is funded. 6.8 positions are funded in direct response to the Ramos decision. Those are:

- 3.2 FTE for security at the New Max Dispensary,
- 2.6 FTE to provide a centralized escort service,
- 1.0 FTE to administer medications.

The Department has in the past maintained contractual psychiatric services for the Canon City complex. It is intended that the contract be discontinued and 1.0 FTE psychiatrist be hired instead.

Footnote #8e states the intent that the, "Director of the Medical and Mental Health program for the Department of Corrections be a physician."

The remainder of the appropriation is for a continuing level.

- C. Penitentiary - Funds are provided for 22.0 FTE in order to keep Cellhouse 3 open. In FY 1980-81, 90.0 positions (45.0 FTE) were funded for six months in order to staff the early opening of the two new facilities. These are recommended at a continuing level. A 1.5% vacancy savings factor was applied.

DEPARTMENT OF CORRECTIONS - Continued

It is the intent of the General Assembly (Footnote # 8c), "that no funds be expended for the renovation of Cellhouse 3 nor for the employment of additional staff until written approval for utilization of Cellhouse 3 as a housing unit has been received from the U.S. District Court. Such action shall require no further expenditures other than those funded in the supplemental appropriation (S.B. 485) and continued within this appropriation."

The recreation program had 9.5 FTE in FY 1980-81. This is increased to 10.0 FTE because 0.5 FTE had been half year funding in response to the scheduled opening of the new facilities.

All medical and mental health positions have been removed from this section and centralized and is located under Administration.

- D. Reformatory - One FTE transportation officer and 1.0 FTE PBX operator have been funded.

All medical and mental health positions have been removed from this section and centralized. The business office (10.0 FTE) is centralized and located within the Administration section. 1.5% vacancy savings was taken.

- E. Honor Camps - The budgets for Rifle, Delta, Industrial Training Center and Golden are consolidated into a single section.

Three additional FTE each are appropriated for Delta and Rifle. Golden is expected to increase its population from 70 to 100 Average Daily Attendance, so 2.0 FTE are appropriated for the management of the additional FTE. The Industrial Training Center (ITC) experiences the greatest population pressures of any of the camps; ITC consistently operates at capacity. Two FTE are appropriated for ITC. Footnote 8D stipulates that there be 17.0 FTE each at Delta and Rifle.

Medical and mental health costs are consolidated centrally. The remainder of the appropriation is for a continuing level. No vacancy savings was assessed.

- F. Community Corrections - Fort Logan is discontinued as a transitional placement center. Instead, Fort Logan is intended to be a pre-release center for those inmates who are least likely to have benefit of transitioning, i.e., the inmates who "max-out" of close and maximum security. It is expected that the inmate would remain in the center for 30 days prior to release. An average daily attendance (ADA) of 14 inmates is expected.

The 20 ADA who have been maintained as transitional clients at Fort Logan are now intended to effect an expansion of the transitional contracts by 20 ADA.

Diversion and non-residential community placement are funded through the Judicial Department. It is intended that Judicial will develop criteria which will serve as reimbursement guidelines for the state. Administrative staff is reduced by 1.0 FTE to reflect this relocation.

Funds are appropriated for 170 ADA transitional placements (including the 20 ADA who are no longer in the Fort Logan program). The 1981-82 reimbursement rate is set at \$25.00 per day.

The balance of Community Corrections is appropriated at a continuing level.

DEPARTMENT OF EDUCATION

| | <u>1979-80</u> <u>Actual</u> | <u>1980-81</u> <u>Estimate</u> | <u>1981-82</u> <u>Appropriation</u> |
|---|---------------------------------|-----------------------------------|--|
| <u>APPROPRIATED FUNDS</u> | | | |
| Administration of the Department | \$ 1,086,658 | \$ 1,208,143 | \$ 2,512,653 |
| Assistance to Local School Districts | 1,461,813 | 1,427,890 | -- |
| Library Administration | 724,312 | 959,458 | 629,042 |
| School District Distributions | | | |
| Education of Exceptional Children | 37,448,197 | 39,592,572 | 39,592,572 |
| Study of the Exceptional Children's Act | -- | 32,000 | -- |
| Gifted and Talented | 49,000 | 49,000 | -- |
| Emeritus Retirement | 1,278,574 | 1,333,747 | 1,433,734 |
| Boards of Cooperative Services | 170,000 | 170,000 | 170,000 |
| Bilingual/Bicultural Education | 1,894,404 | 1,200,000 | -- |
| Bilingual/Bicultural Tutorial Program | -- | 594,450 | -- |
| Career Education | 200,000 | -- | -- |
| Library Distributions | | | |
| Regional Systems | 698,322 | 803,071 | 1,092,797 |
| Colorado Reference Center | 428,401 | 491,985 | 310,000 |
| County Equalization Grants | 105,000 | 112,350 | -- |
| Interlibrary Loan | 111,416 | 113,037 | -- |
| Public School Finance Act | | | |
| Minimum Equalization | 479,629,945 ^{1/} | 516,566,000 ^{2/} | 564,548,000 ^{4/} |
| Low Income | 5,794,034 | 5,900,000 | 5,868,212 |
| Increasing Enrollment | 1,466,212 | 856,085 | 788,028 |
| Educational Television | 440,000 | 440,000 | 440,000 |
| Small Attendance Centers | 4,208,261 | 4,919,125 | 5,540,488 |
| Public School Transportation | 14,632,016 | 19,918,622 ^{3/} | 22,450,000 ^{5/} |
| Contingency Reserve | 40,000 | 40,000 | 2,308,350 ^{6/} |
| Region XI Contingency | 23,083 | 42,000 | -- |
| Sponsored Programs | 68,594,253 | 74,377,554 | 77,617,500 |
| School for the Deaf and Blind | 3,464,052 | 3,765,103 | 3,745,010 |
| S.B. 462 | -- | -- | 2,878,000 |
| TOTAL APPROPRIATED FUNDS | \$554,947,953 | \$575,356,070 | \$1,587,015,414 |
| General Fund | 463,058,789 | 460,594,999 | 471,048,151 |
| Cash Funds | 23,596,775 | 40,922,272 | 38,776,263 |
| Federal Funds | 68,292,389 | 73,838,799 | 77,191,000 |

- ^{1/} Includes \$69,000,000 designated as tax relief, which amount is not included in the total.
- ^{2/} Includes \$94,637,500 designated as tax relief, which amount is not included in the total.
- ^{3/} Includes \$4,918,622 designated as tax relief, which amount is not included in the total.
- ^{4/} Includes \$4,918,622 designated as tax relief, which amount is not included in the total.
- ^{5/} Includes \$137,682,000 designated as tax relief, which amount is not included in the total.
- ^{6/} Includes \$4,918,622 designated as tax relief, which amount is not included in the total.
- Designated as tax relief, and is included in the total.

DEPARTMENT OF EDUCATION - Continued

ADMINISTRATION OF THE DEPARTMENT - General and Cash Funds (53.9 FTE)

The appropriation consolidates the Assistance to Local School Districts program with the Administration of the Department program. 2.5 new FTE are authorized to strengthen the Department's efforts in auditing the distributions to local school districts. The FTE's in the Assistance to Local School Districts program are converted to contracts, creating increased flexibility for the Commissioner. The Field Services and Teacher Certification subprograms are broken out as separate line items. The Department is authorized to hire as many classified clerical FTE from the Assistance to Local School Districts appropriation as is necessary, and is eligible to draw from the classified central pots but not from the exempt central pots. Authority is provided to establish a fee schedule by which local school districts would reimburse the Department for services rendered. Authority to expend the dollars received is inherent.

LIBRARY ADMINISTRATION - General and Cash Funds (24.3 FTE)

The appropriation consolidates the Library Administration program with the Library Distributions program. A reduction in FTE's reflects legislative policy to utilize the Colorado Reference Center to provide direct service to state agencies and personnel rather than the State Library. The county equalization grants and interlibrary loan programs are included in the regional systems appropriation to provide that system increased responsibility. The film programs are continued, but with no subsidy from the General Fund. The appropriation for the Colorado Reference Center reflects a change in legislative priorities for programs it subsidizes in the City and County of Denver.

SCHOOL DISTRICT DISTRIBUTIONS

Education of Exceptional Children - General Fund

The appropriation, which is equal to the FY 1980-81 appropriation, recognizes problems surrounding the identification of pupils with perceptual and communicative disorders. In a report prepared for the General Assembly by the Laboratory of Education Research of the University of Colorado-Boulder, an estimated 49.1% of the perceptual/communicative disorder population were improperly placed in special education programs.

Emeritus Retirement - General Fund

The appropriation for teachers who retired prior to the Public Employees' Retirement Association reflects a declining number of recipients at slightly higher payment.

Boards of Cooperative Services - General Fund

The appropriation provides \$10,000 per Board pursuant to statute.

Gifted and Talented and Bilingual/Bicultural Program

Long Bill appropriations for the Gifted and Talented program and the Bilingual/Bicultural program were terminated. The Gifted and Talented appropriation was discontinued because previous appropriations were intended to be for "start-up" only. Funding for the Bilingual/Bicultural program was incorporated in S.B. 462, known as the English Proficiency Act.

DEPARTMENT OF EDUCATION - Continued

PUBLIC SCHOOL FINANCE ACT

Minimum Equalization - General and Cash Funds

The appropriation is based on an 8.0 percent increase in assessed valuation and an attendance entitlement of 507,236 students. Funds from federal mineral leasing activities and the Public School Income Fund are appropriated as cash funds for the first time. Prior to FY 1981-82, their estimate was only assumed to arrive at the General Fund appropriation. Although these funds are not controlled under the 7% spending limitation, they are a direct offset to the General Fund. In this manner they affect the amount of General Fund available for appropriation under the spending limitation. \$137,682,000 of the General Fund appropriation is designated as tax relief pursuant to Section 22-50-101.7(1), C.R.S. 1973. A change in the method of determining the amount of tax relief within the appropriation caused an additional \$21,900,000 to be designated than would have been if the method used since the inception of the spending limitation had been maintained. The change concerned the more accurate inclusion of the funds added by the State School District Review Board.

Low Income - General Fund

The appropriation, pursuant to Section 22-50-113.3, C.R.S. 1973, funds the request.

Increasing Enrollment - General Fund

This line item is funded at the Department's estimate of increasing enrollment in accordance with Section 22-50-113.5, C.R.S. 1973.

Educational Television - General Fund

This appropriation funds the eligible districts in accordance with Section 22-50-113.7, C.R.S. 1973.

Small Attendance Centers

This appropriation assists districts with fewer than 175 pupils in accordance with Section 22-50-113, C.R.S. 1973.

Public School Transportation - General Fund

The appropriation funds 100% of the entitlement for 39,514,671 miles travelled at \$.40 per mile and the 25% factor entitlement. \$4,918,622 of the appropriation is designated as tax relief pursuant to Section 22-50-101.7(1), C.R.S. 1973. This continues the same amount designated in FY 1980-81.

Contingency Reserve - General Fund

This appropriation is in lieu of property tax revenues lost by decisions of the Board of Assessment Appeals. The entire appropriation is designated as property tax relief in accordance with Section 22-50-101.7(1), C.R.S. 1973. This is a one-time appropriation.

The Region XI Contingency Fund appropriation is discontinued.

DEPARTMENT OF EDUCATION - Continued

APPROPRIATED SPONSORED PROGRAMS - Cash and Federal Funds

This line item appropriates the anticipated receipt of federal and cash funds.

SCHOOL FOR THE DEAF AND BLIND - General and Cash Funds (183.9 FTE)

The appropriation, which continues the staffing at the FY 1980-81 level, is sufficient for an October 1 count of 244 pupils; 65 as day students, and 179 residential students.

S.B. 462

Known as the English Language Proficiency Act, this bill provides funds for intensive language training to students whose dominant language is not English.

GOVERNOR AND LIEUTENANT GOVERNOR

| | <u>1979-80</u> <u>Actual</u> | <u>1980-81</u> <u>Estimate</u> | <u>1981-82</u> <u>Appropriation</u> |
|---|---------------------------------|-----------------------------------|--|
| <u>APPROPRIATED FUNDS</u> | | | |
| Executive Office | \$ 798,844 | \$ 867,094 | \$ 774,084 |
| Executive Residence | 112,319 | 133,845 | 119,869 |
| Citizens' Advocate Office ^{1/} | -- | -- | 108,018 |
| Management Studies | 92,838 | 125,000 ^{2/} | -0- |
| Oregon Plan Legal Services | -0- | -0- | 97,277 |
| Governor's Contingency Fund | 15,000 | 20,000 | 20,000 |
| Governor's Emergency Fund | 8,452 | 100,000 | 40,000 |
| Governor's Agriculture Emergency Fund | 48,318 | 100,000 | 100,000 |
| Interstate Compact for Education | 22,500 | 22,500 | -0- |
| Western States Regional Energy Program | 15,000 | 15,000 | 15,000 |
| Western Governors' Policy Office | 15,000 | 15,000 | 15,000 |
| National Governor's Association | 22,400 | 22,400 | 32,800 |
| Cumbres and Toltec Scenic Railroad | 6,200 | 7,900 | -0- |
| Four Corners Regional Commission | 50,032 | 63,600 | 15,900 ^{3/} |
| National Governors' Association Convention | -0- | 50,000 | -0- |
| Census Committee | 29,022 | -0- | -0- |
| Olympics Training Center | 43,536 | 29,345 | -0- |
| Federal Energy Grants ^{4/} | 1,579,600 | 1,367,388 | 1,205,026 |
| Lieutenant Governor | 122,573 | 132,485 | 125,706 |
| Commission of Indian Affairs | <u>32,186</u> | <u>37,500</u> | <u>39,264</u> |
| TOTAL APPROPRIATED FUNDS | \$ 3,013,820 | \$ 3,109,057 | \$ 2,707,944 |
| General Fund | 1,434,220 | 1,741,669 | 1,502,918 |
| Cash Funds | -0- | -0- | -0- |
| Federal Funds | 1,579,600 | 1,367,388 | 1,205,026 |

^{1/} Previously funded in the Governor and Lieutenant Governor Executive Office appropriations.

^{2/} Appropriated to the Office of State Planning and Budgeting and transferred to the Governor's Office.

^{3/} This appropriation represents three months' funding.

^{4/} In 1979-80 and 1980-81, this appropriation was identified as the Office of Energy Conservation.

GOVERNOR AND LIEUTENANT GOVERNOR - Continued

OFFICE OF THE GOVERNOR

Administration - General Fund

The appropriation funds the equivalent of 20.5 FTE in the Executive Office, 5.0 FTE in the Executive Residence, and 5.5 FTE in the Citizens' Advocate Office.

The Executive Office funding represents a decrease of 5.0 FTE which are now funded in a separate line item and 5.0 FTE press and legislative liaison staff. The salary levels, with the exception of the Governor and Executive Assistant, are based on equivalent classified position levels. The breakdown below is only intended to indicate on what basis the appropriation was calculated.

| <u>Position</u> | <u>Classification</u> | |
|--------------------------------------|--|-----------|
| FTE | | |
| Executive Staff | | |
| 1.0 Governor | | \$ 50,000 |
| 1.0 Executive Assistant | | 48,000 |
| 1.0 Legal Advisor | Highest Assistant Solicitor General | 39,316 |
| 1.0 Special Assistant | Program Administrator II, Step 1 (new position) | 27,352 |
| 2.0 Secretaries | Senior Secretary, Step 4 | 31,373 |
| Press Staff | | |
| 1.0 Press Secretary | Chief Information Specialist, Step 7 | 36,639 |
| 1.0 Assistant Press Secretary | Information Specialist B, Step 4 | 19,510 |
| 0.5 Secretary | Senior Secretary, Step 4 | 7,843 |
| Legislative Staff | | |
| 1.0 Legislative Director | Chief Information Specialist, Step 7 | 36,639 |
| 0.5 Secretary | Senior Secretary, Step 4 | 7,843 |
| Issues Staff | | |
| 1.0 Director | Program Administrator I, Step 4 | 29,339 |
| 2.0 Assistants | Staff Assistant I, Step 4 | 33,713 |
| Administrative Staff | | |
| 1.0 Director | Program Administrator III, Step 4 | 36,639 |
| 1.0 Assistant to Executive Assistant | Program Administrator I, Step 4 | 29,339 |
| 1.0 Secretary - Executive Assistant | Senior Secretary, Step 4 | 15,686 |
| 1.0 Secretary - Fiscal | Senior Secretary, Step 4 | 15,686 |
| 2.0 Receptionists | Patient Service Clerk 1B, Step 4 | 25,200 |
| Boards and Commissions | | |
| 0.5 Director | Program Administrator III, Step 4 | 18,320 |
| 1.0 Assistant Director | Administrative Officer 1B, Step 4 | 19,510 |
| <hr/> | | <hr/> |
| 20.5 | Base Salaries | \$527,947 |

GOVERNOR AND LIEUTENANT GOVERNOR - Continued

Adding PERA and insurance benefits to the base results in personal services of \$614,657. \$129,927 is appropriated for operating expenses and \$29,500 for travel.

The Executive Residence appropriation includes \$77,432 for 5.0 FTE in personal services and \$42,437 in operating expenses.

The Citizens' Advocate Office appears as a separate line item this year and includes 5.0 FTE previously funded in the Governor's Executive Office and 0.5 FTE previously funded in the Lieutenant Governor's Office.

Legal services, based on the Oregon Plan, are funded in the Governor's Office consistent with the appropriation format in the Department of Law.

Contingencies and Emergencies - General Fund

The Governor's Contingency Fund is appropriated at a continuing level. The Governor's Emergency Fund is decreased by \$60,000, and the Governor's Agriculture Emergency Fund is appropriated at a continuing level.

Special Purpose Funds - General Fund

The appropriations for the Western States Regional Energy Program, the Western Governors' Policy Office and the National Governors' Association are at the requested level. The Four Corners Regional Commission is funded for three months in anticipation of the elimination of federal funding. If the Commission continues to receive federal funding, a request for supplemental funding will be considered.

The appropriation for the Interstate Compact for Education is funded to the Legislative Department. The Cumbres and Toltec Scenic Railroad Commission funding is transferred to the State Historical Society's budget.

Federal Energy Grants - Federal Funds

These federal funds were previously appropriated to the Office of Energy Conservation. No General Fund support is appropriated.

OFFICE OF THE LIEUTENANT GOVERNOR

Administration - General Fund

The appropriation funds the current FTE level less the Citizens' Advocate Office FTE is appropriated in a separate line item in the Governor's Office. The appropriation includes \$110,964 for personal services, \$12,849 for operating expenses, and \$1,893 for travel.

Commission of Indian Affairs - General Fund

The appropriation funds a continuing level, with \$34,733 for personal services, \$2,304 for operating expenses, and \$2,227 for travel.

DEPARTMENT OF HEALTH

APPROPRIATED FUNDS

| | <u>1979-80</u> <u>Actual</u> | <u>1980-81</u> <u>Estimate</u> | <u>1981-82</u> <u>Appropriation</u> |
|---------------------------------------|---------------------------------|-----------------------------------|--|
| Air Quality Control | \$ 2,444,241 | \$ 3,229,568 | \$ 3,553,100 |
| Water Quality Control | 2,066,991 | 2,787,924 | 2,931,587 |
| Radiological and Hazardous Waste | 971,084 | 987,379 | 1,281,383 |
| Consumer Protection | 622,271 | 692,300 | 763,118 |
| Disease Control and Epidemiology | 1,853,183 | 2,345,044 | 2,352,870 |
| Alcohol and Drug Abuse | | | |
| Administration | 969,404 | 1,086,308 | 987,072 |
| Alcohol and Drug Treatment | 8,146,929 | 8,698,842 | 10,747,519 |
| Federal Grants | 673,815 | 594,578 | 305,004 |
| Family Health Services | | | |
| Administration | 16,092,322 | 18,018,225 | 18,158,988 |
| Purchase of Services | | | |
| Family Planning | 1,725,428 | 1,889,560 | 1,955,294 |
| Denture Program for the Elderly | 396,058 | 325,890 | 354,461 |
| Homebound Dentistry Services | 35,000 | 35,000 | 36,055 |
| Community Health Services | 1,245,553 | 1,588,247 | 1,655,707 |
| Health Policy Planning and Evaluation | 380,184 | 381,411 | 409,980 |
| Health Facilities Regulation | 1,092,839 | 1,399,024 | 1,524,752 |
| Emergency Medical Services | 986,758 | 1,087,598 | 892,358 |
| Health Statistics and Vital Records | 466,743 | 505,536 | 426,129 |
| Administration and Support | | | |
| Departmental Administration | 2,603,103 | 3,428,614 | 3,870,607 |
| Handicapped Children | 2,213,488 | 2,804,671 | 2,681,418 |
| Community Maternity | 952,219 | 1,600,000 | 1,600,000 |
| Alcohol HIRT Program | 1,089,878 | 847,008 | 635,091 |
| Data Processing | 669,615 | 764,947 | 788,676 |
| Laboratory Services | 1,640,806 | 1,834,670 | 1,991,006 |
| Local Health Services | 2,903,152 | 3,157,734 | 3,537,342 |
| H.B. 1380 | -0- | -0- | 5,400 |
| S.B. 519 | -0- | -0- | 58,000 |
| H.B. 1489 | -- | -- | 507,295 |
| | | | |
| TOTAL APPROPRIATED FUNDS | \$ 52,240,864 | \$ 60,090,078 | \$ 64,005,212 |
| General Fund | 23,194,943 | 24,523,198 | 27,026,645 |
| Cash Funds | 3,395,657 | 3,770,768 | 5,973,305 |
| Federal Funds | 25,650,264 | 31,796,112 | 31,005,262 |

DEPARTMENT OF HEALTH - Continued

AIR QUALITY CONTROL - General, Cash and Federal Funds (82.9 FTE)

The General Fund appropriation for personal services includes funds for continuation of 19.0 FTE. The cash funded programs were appropriated at the requested level except for the Mobile Sources Section, in which a \$50,000 savings is projected, and the Stationary Sources Control Section, which will not generate anticipated revenues.

An appropriation of \$36,521 and 1.0 FTE were appropriated from Energy Impact funds.

WATER QUALITY CONTROL - General, Cash and Federal Funds (92.9 FTE)

The personal services appropriation includes funding for 3.0 additional FTE: 1) 1.0 Public Health Engineer to perform physical inspections of treatment plants, review and approve plans for new or renovated facilities, and to provide technical assistance to local entities; 2) 2.0 Engineering Aids to assist with waste water discharge permits in which there continues to be a backlog. A 2% vacancy savings factor was applied to personal services. The new FTE supported with General Fund dollars were formerly on federal 314(d) funds which is a discretionary source of funds which the Department was utilizing to perform state mandated functions. This source of funds has been reduced by the federal government.

RADIOLOGICAL AND HAZARDOUS WASTE CONTROL - General and Federal Funds (43.5 FTE)

The personal services appropriation for this section includes funding for 5.0 additional FTE: 1) 1.0 Health Physicist B to handle inspection and certification of X-ray machines in the state; 2) 1.0 Industrial Hygenist C to assist with local emergency response relative to hazardous waste incidents; 3) 1.0 Industrial Hygenist to coordinate a state plan of action for handling waste generated in state institutions; and 4) 2.0 Health Physicists for licensing radiation facilities. 1.5 FTE appropriated in FY 1980-81 in S.B. 55 are now appropriated in the personal services line item.

A new line item has been created, appropriating cash funds to handle disposal of state generated hazardous waste. It is the intent of the General Assembly that a cooperative study be completed by the Department of Health and the State Science and Technology Advisory Council, addressing the issue of storage and disposal of hazardous wastes generated by state agencies. The study should include:

- A. Assessment of feasibility of how the volume of these wastes can be reduced or minimized.
- B. Examination of alternatives for storage and disposal of generated wastes and identification of costs for each alternative.
- C. Further identification of the volume and location of waste being generated at state institutions.
- D. Assessment of need for educating and monitoring institutions in proper handling of wastes.

DEPARTMENT OF HEALTH - Continued

- E. Development of a statewide plan for handling generated hazardous waste.
- F. Examination of other issues as deemed appropriate by the participating entities.

A reduction of 1.5 FTE supported on federal funds is anticipated. S.B. 519 appropriated \$58,000 in General Funds, for implementation of hazardous waste legislation in the state.

CONSUMER PROTECTION - General and Federal Funds (28.9 FTE)

The appropriation includes 3.0 additional FTE annualized from the FY 1980-81 supplemental appropriation for staff performing state mandated functions. 1) 1.0 Sanitarian for inspection of public accommodations in the Alamosa area, where an organized health department does not exist, and; 2) 2.0 Sanitarians to allow state public accommodation inspections and dairy inspections in Weld and Pueblo counties, where local service was discontinued. The Consumer Protection services were also receiving support from federal 314(d) funds. Federal fund support is expected to be reduced in this area. No vacancy savings factor was applied.

DISEASE CONTROL AND EPIDEMIOLOGY - General, Cash and Federal Funds (48.4 FTE)

The personal services appropriation includes funding for 2.0 FTE formerly supported on federal 314(d) funds, who perform state mandated responsibilities: 1) 1.0 Sanitarian for regulation and inspection of pet shops and kennels, and; 2) 1.0 Disease Control Representative for implementation and follow up of the school immunization law, disease outbreaks, and venereal disease control in the Greeley-Fort Collins area.

6.5 FTE are appropriated for the cancer registry. An overall increase of 8% was appropriated for tuberculosis treatment for eligible clients, with matching funds required from the local entities.

OFFICE OF HEALTH CARE SERVICES

ALCOHOL AND DRUG ABUSE ADMINISTRATION - General and Federal Funds (34.1 FTE)

The appropriation includes funding for continuation of 12.0 FTE through the General Fund with a projected reduction of 5.0 FTE supported on federal funds. It is the intent of the General Assembly that under no conditions will General Fund dollars be appropriated to maintain FTE previously supported on federal funds.

ALCOHOL TREATMENT PROGRAMS - General, Cash and Federal Funds

The Non-hospital Detoxification appropriation provides for a 3% increase in the number of episodes and a 7% increase in the daily rate over the FY 1980-81 total appropriation (including supplemental funding). Funds were appropriated based on a statewide average length of stay of 3.22 days with no agency to exceed an average of 3.5 days. The Half-way House appropriation also included a 3% increase in episodes and a 7% increase in the daily rate based on a statewide average length of stay of 30 days. The appropriation continues the policy of not reimbursing programs for clients who stay less than 8 days, except those clients outside of the Denver and Cortez areas who are awaiting transfer to a community residential (CIRT) program.

DEPARTMENT OF HEALTH - Continued

The Outpatient Counseling appropriation now provides reimbursement to clinics based on a varied rate concept. Rural clinics will receive a rate of \$18.64 for each hour of face-to-face therapy provided and urban clinics will receive \$15.01 per hour of face-to-face contact with a client. Both rural and urban clinics may also bill the Division \$10.90 for each full hour of charting completed on clients. The Division is required to submit a summary of data to the Joint Budget Committee, identifying the number of persons served in each outpatient program and the number of hours of charting billed by each program. The intent of the appropriation is to emphasize the need for more face-to-face group therapy by outpatient counselors, and less time on paper work.

The community-based Intensive Residential Treatment program (CIRT) appropriation is based on a statewide average length of stay of 16.6 days at a maximum state payment of \$42.23 per day. An increase in utilization is anticipated due to the closing of one of the hospital-based programs. The hospital-based Intensive Residential Treatment program is now appropriated in the Departmental Administration section with other medically indigent programs.

A new line item has been created, appropriating funds for a women's residential alcohol and drug program. The appropriation allows for 218 episodes for an average length of stay of 45 days at a maximum state payment of \$26.85 per day.

With these appropriations, the General Assembly intends that no supplemental funding will be provided for alcohol and drug treatment programs in FY 1981-82.

The Medical Detoxification appropriation is at a continuing level and the two shelter programs in Denver and Cortez have been appropriated a 6.2% increase. The Denver Transportation program is appropriated a 6.9% increase for provision of services to chronic alcoholics, and the State Employee Assistance program appropriation is at a 9.4% increase. All alcohol and drug treatment programs for clients in the correctional system are appropriated in the Department of Corrections.

DRUG TREATMENT PROGRAMS

The funding appropriation for the National Institute of Drug Abuse Statewide Services Contract (NIDA) is for a 7% increase above the FY 1980-81 appropriation. The CSH drug program is also appropriated a 5% increase for treatment services.

Alcohol and Drug Abuse federal grants are expected to be reduced in FY 1981-82 by at least 50%.

FAMILY HEALTH SERVICES ADMINISTRATION - General, Cash and Federal Funds (97.4 FTE)

The appropriation provides funding for continuation of 7.4 FTE. Cash funding through the Early Periodic Screening, Diagnosis and Treatment program will maintain 6.1 FTE and federal funds are projected to increase for FY 1981-82.

FAMILY HEALTH SERVICES PURCHASE OF SERVICE

The Handicapped Children's program and the Community Maternity Program have been appropriated in the Departmental Administration's budget with other medically indigent services.

DEPARTMENT OF HEALTH - Continued

Family Planning - General, Cash and Federal Funds

The appropriation for family planning services includes an 8.4% increase over the FY 1980-81 appropriation. The appropriation is intended to provide services through the Health Department and Rocky Mountain Planned Parenthood clinics to over 26,000 clients in Colorado, at a rate of \$66.03 per client.

DENTURE PROGRAM FOR THE ELDERLY - General Fund

An 8.7% increase in funds is appropriated to provide denture plates and other dental services to eligible elderly clients.

HOMEBOUND DENTISTRY SERVICES - General Fund

An appropriation of \$36,055 has been made to maintain dental services for homebound elderly and disabled persons who require such care.

COMMUNITY HEALTH SERVICES - General and Federal Funds (48.7 FTE)

The personal services appropriation provides continuation funding for 17.0 FTE with a 1% vacancy savings factor applied. Federal funds are projected to increase slightly, maintaining 31.7 FTE.

OFFICE OF MEDICAL REGULATION AND DEVELOPMENT

HEALTH POLICY PLANNING AND EVALUATION - General and Federal Funds (14.3 FTE)

The appropriation includes funds for continuation of 1.4 FTE and the transfer of the Certificate of Public Necessity Program to the Health Facilities Regulation section. Federal funds are projected to increase by 9.9% with 2.0 additional FTE.

HEALTH FACILITIES REGULATION - General, Cash and Federal Funds (50.5 FTE)

The appropriation includes the Certificate of Public Necessity program and funds for continuation of 5.0 FTE in personal services. The Nursing Home Review program is appropriated at 25.2 FTE and adds the requirement that nursing homes be able to demonstrate a specific benefit derived from expenditures for contractual services or fees on the quality of care.

EMERGENCY MEDICAL SERVICES - General, Cash and Federal Funds (12.0 FTE)

The Emergency Medical Services appropriation includes funding for 5.0 FTE, who are the core staff performing state mandated functions relative to Emergency Medical Service responsibilities. Federal funds for these positions were eliminated due to the lack of state support for the mandated program. Cash funding from Highway Safety Act funds is appropriated, however. Impact funds have not been made available to the program.

It is the intent of the General Assembly that emphasis be given by this program to the rural areas of Colorado and that this section provide a summary of its activities for the first six months of FY 1981-82. The Rocky Mountain Poison Center Watts line is appropriated funds at a continuing level.

DEPARTMENT OF HEALTH - Continued

HEALTH STATISTICS AND VITAL RECORDS - General and Federal Funds (23.5 FTE)

The appropriation supports a continuing level of 20.2 FTE in personal services with a reduction of 3.7 FTE expected under federal funding.

ADMINISTRATION AND SUPPORT

DEPARTMENTAL ADMINISTRATION - General, Cash and Federal Funds (75.4 FTE)

The increase in the Departmental Administration appropriation is due to the transfer of three programs into a medically indigent category in this budget. The intent of this transfer is to consolidate identifiable programs that serve medically indigent persons under one heading to more efficiently monitor the expenditure of funds for this client group.

The appropriation for the Administration Section maintains 32.6 FTE for performance of administrative functions in the department. Cash funding of operating expenses from indirect cost recoveries is continued with funds to come from vehicle emissions, mobile sources, stationary sources and waste water permit programs. H.B. 1380 appropriated funds to the Department for reimbursing members of the State Board of Health for per diem expenses.

HANDICAPPED CHILDREN'S PROGRAM - General, Cash and Federal Funds

The appropriation for the Handicapped Children's program is about 1.5% below the FY 1980-81 appropriation but continues to provide funds for eligible high-risk infants needing tertiary hospitalization. It is the intent of the General Assembly that these funds be utilized for services provided by other institutions, only when the University of Colorado University Hospital is operating at maximum bed capacity and cannot provide service.

COMMUNITY LOW RISK DELIVERY PROGRAM - General Fund

The Community Maternity program is appropriated at a continuing level of funding, but the high risk pilot project in Colorado Springs has been eliminated. This will provide funds for an additional 450 low risk women to receive services in the state. The appropriation limits the amount of state funds to be paid to participating hospitals for each client, requires the client to pay a minimum of \$100 for a delivery, and allows the Department to contract with the least costly facility in a service area. The \$1,050 state payment is the maximum to be paid for all costs related to a delivery. The appropriation is intended to serve 1,445 obstetric patients at an average length of stay of 2.5 days. The Department is to initiate formal contracts with all participating hospitals.

Hospital Based Intensive Residential Treatment for Alcoholics - General and Cash Funds

The hospital-based program is now budgeted in the Administration section, with the appropriation intended to support the program at Fort Logan. Cash funds from client fees are also appropriated for the program. It is the intent of the General Assembly that the Office of State Planning and Budgeting coordinate a plan for the elimination of this program and develop less costly treatment alternatives for clients now being placed in this setting.

DEPARTMENT OF HEALTH - Continued

The appropriation includes funds for 383 episodes at an average length of stay of 20 days, at a rate of \$82.91 per day.

DEPARTMENTAL DATA PROCESSING - General and Federal Funds (34.0 FTE)

The appropriation includes continuation funding for 22.0 FTE in personal services and 12.0 FTE under federal funds. A 1% vacancy savings factor was applied.

LABORATORY SERVICES - General, Cash, and Federal Funds (75.1 FTE)

The appropriation for personal services includes 4.0 additional FTE: 1) 1.0 chemist for consumer testing of food and beverages; 2) 1.0 chemist for analysis and testing of safe drinking water samples; 3) 1.0 microbiologist for testing of milk and food samples from Weld and Pueblo counties, and; 4) 1.0 Public Health Specialist for the Alcohol Testing Lab. Two of the positions were formerly supported on federal 314(d) funds and the Alcohol Testing Lab staff was supported on Highway Safety Act funds. Additional FTE were appropriated for genetic testing services and safe drinking water analysis, all of which are to be supported on cash funds. A 1% vacancy savings factor was applied. Federal funds are expected to decline in this area. H.B. 1489 provides cash funds spending authority for screening of hereditary disorders in infants.

LOCAL HEALTH SERVICES - General and Federal Funds

The appropriation increases the per capita reimbursement to local organized health departments by 7%, to \$1.22 per person. Regional health departments receive an additional 50 cents per capita.

The support of local public health sanitarians who perform state mandated functions was increased to cover 50% of their salaries and assure those services being provided at the local level. Currently 16 counties participate in this program with interest increasing in other counties. Federal funds for public health nurses is expected to decline slightly.

DEPARTMENT OF HIGHER EDUCATION

APPROPRIATED FUNDS

| | <u>1979-80</u> <u>Actual</u> | <u>1980-81</u> <u>Estimate</u> | <u>1981-82</u> <u>Appropriation</u> |
|---|---------------------------------|-----------------------------------|--|
| <u>COMMISSION ON HIGHER EDUCATION</u> | | | |
| Administration | \$ 936,257 | \$ 959,451 | \$ 1,028,129 |
| WICHE | 120,000 | 174,100 | 228,300 |
| State Funded Organized Research | -- | -- | 912,439 |
| Capital Outlay | 5,557,102 | 6,208,391 | 1,394,329 |
| Central Pots | -- | -- | 1,238,456 |
| Oregon Plan Legal Services | -- | -- | 357,077 |
| Extension | 10,040,000 | 9,500,000 | 9,500,000 |
| Technological Outreach | -- | -- | 200,000 |
| Financial Aid | 21,276,947 | 20,468,533 | 22,904,658 |
| University Press | <u>72,298</u> | <u>85,466</u> | <u>--</u> |
| TOTAL - Commission | \$ 38,002,604 | \$ 37,395,941 | \$ 37,763,388 |
| General Fund | 20,183,239 | 19,214,903 | 19,992,214 |
| Cash Funds | 14,466,063 | 14,428,507 | 15,044,237 |
| Federal Funds | 3,353,302 | 3,752,531 | 2,726,937 |
| <u>TRUSTEES OF THE CONSORTIUM</u> <u>OF STATE COLLEGES</u> | | | |
| General Fund | \$ 22,018,081 | \$ 23,679,869 | \$ 30,905,715 |
| Cash Funds | <u>10,935,560</u> | <u>12,568,150</u> | <u>16,668,430</u> |
| TOTAL | \$ 32,953,641 | \$ 36,248,019 | \$ 47,574,145 |
| <u>STATE BOARD OF AGRICULTURE</u> | | | |
| General Campuses | | | |
| General Fund | \$ 34,243,624 | \$ 40,277,700 | \$ 43,895,927 |
| Cash Funds | 32,143,043 | 31,304,907 | 40,618,555 |
| Federal Funds | | | 236,423 |
| Veterinary Medicine | | | |
| General Fund | 791,636 | 2,738,277 | 2,999,882 |
| Cash Funds | 3,707,135 | 3,430,660 | 4,246,757 |
| Federal Funds | 312,339 | 242,820 | -- |
| Experiment Station | | | |
| General Fund | 5,362,910 | 6,033,575 | 5,979,275 |
| Cash Funds | 321,973 | 328,000 | 341,120 |
| Federal Funds | 1,240,000 | 1,292,000 | 1,343,680 |
| Forest Service | | | |
| General Fund | 1,548,674 | 1,779,553 | 1,691,039 |
| Cash Funds | 117,046 | 20,000 | 872,536 |
| Federal Funds | 424,351 | 410,000 | 350,000 |

DEPARTMENT OF HIGHER EDUCATION - Continued

| | <u>1979-80</u> <u>Actual</u> | <u>1980-81</u> <u>Estimate</u> | <u>1981-82</u> <u>Appropriation</u> |
|------------------------------|---------------------------------|-----------------------------------|--|
| Extension Service | | | |
| General Fund | \$ 4,653,786 | \$ 5,150,363 | \$ 5,155,963 |
| Cash Funds | 599,348 | 645,928 | 1,498,574 |
| Federal Funds | 1,565,863 | 1,631,863 | 3,029,863 |
| TOTAL - Board of Agriculture | \$ 87,031,728 | \$ 95,285,646 | 112,259,594 |
| General Fund | 46,600,630 | 55,979,468 | 59,722,086 |
| Cash Funds | 36,888,545 | 35,729,495 | 47,577,542 |
| Federal Funds | 3,542,553 | 3,576,683 | 4,959,966 |

REGENTS OF THE
UNIVERSITY OF COLORADO

| | | | |
|------------------------|---------------|---------------|---------------|
| General Campuses | | | |
| General Fund | \$ 37,476,263 | \$ 43,513,254 | \$ 54,571,133 |
| Cash Funds | 44,534,887 | 47,327,474 | 60,981,686 |
| Health Sciences Center | | | |
| General Fund | 37,232,577 | 44,822,952 | 47,241,808 |
| Cash Funds | 58,460,145 | 64,845,052 | 74,662,273 |
| Federal Funds | 28,513,089 | 32,903,426 | 35,270,952 |
| TOTAL - Regents | \$206,216,961 | \$233,412,158 | \$272,727,852 |
| General Fund | 74,708,840 | 88,336,206 | 101,812,941 |
| Cash Funds | 102,995,032 | 112,172,526 | 135,643,959 |
| Federal Funds | 28,513,089 | 32,903,426 | 35,270,952 |

TRUSTEES OF THE
COLORADO SCHOOL OF MINES

| | | | |
|---------------------------------|---------------|---------------|---------------|
| School of Mines | | | |
| General Fund | \$ 6,564,933 | \$ 6,776,262 | \$ 7,580,128 |
| Cash Funds | 4,825,670 | 6,581,616 | 8,248,280 |
| Energy Research Institute | | | |
| General Fund | 929,059 | 978,398 | 889,750 |
| Cash Funds | 1,200 | 417,891 | 656,050 |
| Federal Funds | 144,675 | 200,000 | 214,000 |
| TOTAL - Trustees | \$ 12,465,537 | \$ 14,954,167 | \$ 17,588,208 |
| General Fund | 7,493,992 | 7,754,660 | 8,469,878 |
| Cash Funds | 4,826,870 | 6,999,507 | 8,904,330 |
| Federal Funds | 144,675 | 200,000 | 214,000 |
| University of Northern Colorado | | | |
| General Fund | \$ 17,258,733 | \$ 19,695,512 | \$ 21,450,827 |
| Cash Funds | 9,762,863 | 10,452,708 | 11,782,747 |
| TOTAL | \$ 27,021,596 | \$ 30,148,220 | \$ 33,233,574 |

DEPARTMENT OF HIGHER EDUCATION - Continued

| | <u>1979-80</u> Actual | <u>1980-81</u> Estimate | <u>1981-82</u> Appropriation |
|--|--------------------------|----------------------------|---------------------------------|
| <u>STATE BOARD FOR COMMUNITY COLLEGES AND OCCUPATIONAL EDUCATION</u> | | | |
| State System Community Colleges | | | |
| General Fund | \$ 26,482,294 | \$ 29,582,950 | \$ 34,326,123 |
| Cash Funds | 12,767,433 | 14,719,385 | 18,905,260 |
| Grants to Local District Junior Colleges | | | |
| General Fund | \$ 6,309,844 | \$ 7,590,988 | \$ 8,635,371 |
| Division of Occupational Education | | | |
| General Fund | \$ 589,247 | \$ 626,065 | \$ 238,484 |
| Federal Funds | 2,163,074 | 2,594,771 | 687,048 |
| Distributions | | | |
| General Fund | \$ 16,972,144 | \$ 17,588,793 | \$ 19,852,516 |
| Federal Funds | 12,698,317 | 12,900,000 | 15,531,098 |
| TOTAL - State Board | \$ 77,982,353 | \$ 85,602,952 | \$ 98,175,900 |
| General Fund | 50,353,529 | 55,388,796 | 63,052,494 |
| Cash Funds | 12,767,433 | 14,719,385 | 18,905,260 |
| Federal Funds | 14,861,391 | 15,494,771 | 16,218,146 |
| <u>AURARIA HIGHER EDUCATION CENTER</u> | \$ 3,904,384 | \$ 5,226,782 | \$ 5,306,435 |
| General Fund | 3,840,929 | 5,080,192 | -- |
| Cash Funds | 63,455 | 146,590 | 5,306,435 |
| <u>ARTS AND HUMANITIES COUNCIL</u> | \$ 1,048,122 | \$ 1,158,954 | \$ 1,159,931 |
| General Fund | 607,701 | 730,428 | 762,734 |
| Cash Funds | 54,546 | 38,846 | -0- |
| Federal Funds | 385,875 | 389,680 | 397,197 |
| <u>HISTORICAL SOCIETY</u> | \$ 1,159,769 | \$ 1,300,061 | \$ 1,280,163 |
| General Fund | 948,808 | 1,059,421 | 1,016,671 |
| Cash Funds | 79,509 | 87,690 | 115,203 |
| Federal Funds | 131,452 | 152,950 | 148,289 |
| TOTAL APPROPRIATED FUNDS | \$487,786,695 | \$540,732,900 | \$627,069,190 |
| General Fund | 244,014,482 | 276,919,455 | 307,185,560 |
| Cash Funds | 192,839,876 | 207,343,404 | 259,948,143 |
| Federal Funds | 50,932,337 | 56,470,041 | 59,935,487 |

DEPARTMENT OF HIGHER EDUCATION - Continued

The appropriations for the twenty institutions that make up the state system of higher education in Colorado represent a departure from past procedure. In the past, the Committee would make decisions on thirteen separate line items, to determine total costs, determine the tuition revenue based on 25% of the previous year's costs for residents and appropriate the difference as General Fund. This year the Committee determined what total costs could be, but left the tuition decision to the governing boards. The General Fund decision was made on how much General Fund support a resident student FTE should get. The decision was 7% more than in FY 80-81. Increases beyond 7% are caused by enrollment growth and the salary increase pots being far greater than they were in FY 80-81.

The rates of General Fund support by governing board are listed below along with resident enrollments.

| <u>Governing Board</u> | <u>Resident FTE</u> | <u>General Fund Support Per Resident FTE</u> |
|---|---------------------|--|
| Regents | 21,453 | \$2,384 |
| State Board of Agriculture | 19,555 | 2,245 |
| UNC Trustees | 9,201 | 2,331 |
| Consortium Trustees | 16,838 | 1,835 |
| Community Colleges and Occupational Education | 19,671 | 1,745 |
| Mines Trustees | <u>2,199</u> | <u>3,447</u> |
| TOTAL | 88,917 | \$2,129* |

*Weighted average.

Assumptions for Determination of
Spending Authority in the 1981-82 Long Bill

- a. Number of Faculty - 100% of the faculty formula.
- b. Faculty Salaries - All faculty will receive a 7% salary increase from the estimated FY 1980-81 salary. New faculty will be budgeted at the 1980-81 salary level.

- c. Resident Instruction Support Staff (Ratio of Support Staff FTE to Faculty FTE)

| | |
|--------------------------------|---|
| Research Institutions | 1:2.7 except CSU at 1:2.9 |
| 4-Year Schools (High Graduate) | 1:4.9 |
| 4-Year Schools | 1:6.5 |
| Community Colleges | 1:6.7 or estimate year, whichever is higher |

- d. Resident Instruction - Other Current Expense

Consortium and SBCCOE are funded at 8.9% above the board's group average. All other schools are funded at 8.9% of their previous year. Student teaching other current expense was funded at 8.9% above estimate or 7%, whichever is less.

- e. Travel - Appropriated 3.2% above the 1980-81 appropriation or the school's full needs request, whichever is less.

DEPARTMENT OF HIGHER EDUCATION - Continued

- f. Rentals - Will be budgeted at the 1980-81 estimated level.
- g. Capital Outlay - added to base at average of past two years.
- h. All public service special purpose line items will be budgeted at the 1980-81 estimated level.
- i. Administration - Schools will be budgeted at the 1980-81 estimated level of administration.
- j. Student Services - 85% of APCUP formula. Exempt compensation increase 7%, operating 8.9%, travel 3.2%.
- k. Library Operations - 100% of Part A, 50% of Part B, 0% of Part C of APCUP formula. 7% exempt compensation increase; 8.9% operating, 3.2% travel.
- l. Learning Materials - 12.5% increase over base distributed on basis of formula.
- m. ADP - Use 1981-82 Division of ADP recommendations for FTE and equipment. Exempt compensation increases at 7%, equipment rental 9.5%, operating 8.9%.
- n. Physical Plant - 93% of formula. Exempt salaries 7%, operating 8.9%.
- o. Auraria Media Services transferred to University of Colorado - Denver under the Auraria Library. The Auraria Library and the Auraria Higher Education Center are to be supported by transfers of funds from the three governing boards.
- p. Governing Board Administration - a 1980-81 estimated level - or 1981-82 decision level.
- q. Enrichment - 10% of cash funds.

| | <u>Total Enrollments</u> | | |
|--------------------------------------|---------------------------|-----------------------------|----------------------------------|
| | <u>1979-80 Actual</u> | <u>1980-81 Estimate</u> | <u>1981-82 Appropriation</u> |
| Board of Regents | 28,646 | 28,879 | 28,937 |
| C.U. Medical Center | 1,342 | 1,335 | 1,310 |
| Board of Agriculture | 25,517 | 25,290 | 25,227 |
| Veterinary Medicine | 734.1 | 750 | 751 |
| Trustees of School of Mines | 2,971 | 3,040 | 3,070 |
| Trustees of the Consortium | 17,279 | 18,190 | 18,300 |
| University of Northern Colorado | 11,043 | 10,884 | 10,850 |
| State Board of Community Colleges | <u>20,612</u> | <u>21,353</u> | <u>21,735</u> |
| TOTAL | 108,144.1 | 109,721 | 110,180 |
| Local District Junior Colleges | 6,549 | 7,027 | 7,533 |
| GRAND TOTAL | 114,693.1 | 116,748 | 117,713 |

DEPARTMENT OF HIGHER EDUCATION - Continued

Resident Enrollments

| | <u>1979-80 Actual</u> | <u>1980-81 Estimate</u> | <u>1981-82 Appropriation</u> |
|--------------------------------------|---------------------------|-----------------------------|----------------------------------|
| Board of Regents | 20,971 | 21,390 | 21,453 |
| Board of Agriculture | 19,514 | 19,583 | 19,555 |
| School of Mines | 2,090 | 2,164 | 2,199 |
| Trustees of the Consortium | 15,693 | 16,627 | 16,838 |
| University of Northern Colorado | 9,221 | 9,230 | 9,201 |
| State Board of Community Colleges | <u>18,369</u> | <u>19,318</u> | <u>19,671</u> |
| TOTAL | 85,858 | 88,312 | 88,917 |
| Local District Junior Colleges | 6,549 | 7,027 | 7,533 |
| GRAND TOTAL | 92,407 | 95,339 | 96,450 |

Sponsored Program Funds

Sponsored program funds except for the Health Sciences Center are not included in the 1981-82 appropriation but are included here for informational purposes.

| | <u>1979-80 Actual</u> | <u>1980-81 Estimate</u> | <u>1981-82 Estimate</u> |
|--|---------------------------|-----------------------------|-----------------------------|
| <u>Board of Regents</u> | | | |
| Cash Funds | \$ 6,187,281 | \$ 6,036,567 | \$ 6,480,609 |
| Federal Funds | <u>35,800,141</u> | <u>35,643,739</u> | <u>37,500,044</u> |
| TOTAL | \$41,987,422 | \$41,680,306 | \$43,980,653 |
| <u>State Board of Agriculture</u> | | | |
| Cash Funds | \$10,409,586 | \$11,204,701 | \$12,234,019 |
| Federal Funds | <u>35,666,562</u> | <u>38,132,027</u> | <u>41,415,897</u> |
| TOTAL | \$46,076,148 | \$49,336,728 | \$53,649,916 |
| <u>School of Mines</u> | | | |
| Cash Funds | \$ 9,661,041 | \$ 5,225,000 | \$ 4,426,665 |
| Federal Funds | <u>3,699,019</u> | <u>2,915,000</u> | <u>3,608,000</u> |
| TOTAL | \$13,360,060 | \$ 8,140,000 | \$ 8,034,665 |
| <u>University of Northern Colorado</u> | | | |
| Cash Funds | \$ 870,208 | \$ 963,113 | \$ 896,160 |
| Federal Funds | <u>4,554,239</u> | <u>5,631,633</u> | <u>5,573,117</u> |
| TOTAL | 5,424,447 | 6,594,746 | 6,469,277 |
| <u>Trustees of the Consortium</u> | | | |
| Cash Funds | \$ 1,620,229 | \$ 1,878,088 | \$ 1,950,384 |
| Federal Funds | <u>7,017,461</u> | <u>7,108,625</u> | <u>8,255,362</u> |
| TOTAL | \$ 8,637,690 | \$ 8,986,713 | \$10,205,746 |

DEPARTMENT OF HIGHER EDUCATION - Continued

| | <u>1979-80</u> <u>Actual</u> | <u>1980-81</u> <u>Estimate</u> | <u>1981-82</u> <u>Estimate</u> |
|--|---------------------------------|-----------------------------------|-----------------------------------|
| <u>State Board of Community</u> <u>Colleges</u> | | | |
| Cash Funds | \$ 6,778,640 | \$ 7,678,223 | \$ 8,048,997 |
| Federal Funds | <u>7,722,357</u> | <u>9,168,291</u> | <u>9,932,955</u> |
| TOTAL | <u>\$14,500,997</u> | <u>\$16,846,514</u> | <u>\$17,981,952</u> |
| <u>Health Sciences Center</u> | | | |
| Cash Funds | \$12,902,489 | \$15,845,000 | \$16,954,150 |
| Federal Funds | <u>28,289,213</u> | <u>32,655,000</u> | <u>34,940,850</u> |
| TOTAL | <u>\$41,191,702</u> | <u>\$48,500,000</u> | <u>\$51,895,000</u> |
| <u>System</u> | | | |
| Cash Funds | \$ 48,429,474 | \$ 48,830,692 | \$ 50,990,984 |
| Federal Funds | <u>122,748,992</u> | <u>131,254,315</u> | <u>141,226,225</u> |
| TOTAL | <u>\$171,178,466</u> | <u>\$180,085,007</u> | <u>\$192,217,209</u> |

The Memorandum of Understanding between the Governing Boards and the Joint Budget Committee is given in its entirety below. It is understood by the Governing Boards to incorporate restrictions normally outlined by footnotes and that agreement by the Joint Budget Committee does not bind the General Assembly.

MEMORANDUM OF UNDERSTANDING BETWEEN THE GOVERNING BOARDS
AND THE LEGISLATIVE JOINT BUDGET COMMITTEE

I. PRINCIPLES

There are five major principles which this agreement implements:

1. This agreement reflects increased governing board responsibilities, increased fiscal flexibility and trust in the higher education community.
2. The governing board has the authority and responsibility for setting the expenditure level at each institution under its jurisdiction. Appropriations are based on general fund support per FTE and are to governing boards rather than to institutions.
3. The governing board will have the authority and responsibility for setting tuition levels, subject to all applicable statutes and to the authority of the Colorado Commission on Higher Education, pursuant to 23-1-112, C.R.S. 1973.
4. There will be reduced emphasis on line item appropriations and increased flexibility to transfer resources between appropriations, subject to specific limitations detailed in this agreement.
5. Governing boards may expend all cash revenues generated and retain them from fiscal year to fiscal year as necessary.

II. IMPLEMENTATION

1. This agreement pertains to public higher education institutions and specifically excludes Commission on Higher Education, Veterinary Medicine and Hospital, Experiment Station, Extension Service, State Forest Service, CU Medical School, Faculty Practice Fund, School of Nursing, School of Dentistry, Colorado General Hospital, Colorado Psychiatric Hospital, Health Sciences Center Central Services and Administration, Colorado Energy Research Institute, Arts and Humanities, State Historical Society, Colorado Vocational Act Distributions, Local District Colleges, and the Auraria Higher Education Center.
2. The funding year initiating this agreement begins July 1, 1981, and ends June 30, 1982, except for the retention of cash funds as provided in principle I-5 above. This agreement may be continued or discontinued for fiscal year beyond 1981-82 at the discretion of the Legislature. The agreement further is subject to review, modification, addition or deletion of restrictions or other changes for subsequent fiscal years.

3. This agreement represents a good faith effort to enumerate the details of the assumptions and conditions on the state appropriations for the pertinent higher education entities. No further restrictions are implied; however, governing boards assume responsibility for notifying the Joint Budget Committee, the Education Committees of the General Assembly, and Colorado Commission on Higher Education of any and all significant departures from previous methods of generating or allocating funds. Given the newness of many aspects of this agreement, there should be continual communication among the boards, the Joint Budget Committee and the Colorado Commission on Higher Education concerning questions, problems, and major impacts related to this appropriation method.
4. This agreement pertains only to those enumerated herein and does not prejudice the availability or level of general fund support.
5. All parties agree to begin immediately the necessary planning and actions to accomplish the transition to this agreed upon method effective July 1, 1981. To this end, the boards will set tentative tuition rates and other planning budgetary figures as requested by the JBC in the format provided.
6. Nothing in this agreement may be construed to supersede statutory requirements, such as legal definitions of residency, nor rules such as CCHE student FTE guidelines or state fiscal rules.

III. GENERAL FUND AND CASH FUND SUPPORT

1. The governing boards have the responsibility to generate cash tuition funds and other appropriate cash funds to finance institutional expenditures. All indirect cost recoveries generated within their institutions may be retained by the governing boards as cash funds.
2. All cash funds will be retained by the governing boards and may be rolled forward into subsequent fiscal years. There will be an appropriate headnote in the Long Appropriations Bill to effect this procedure.
3. General fund to the governing boards will be based upon a general fund support per resident student. The exact formula for this calculation is included in a separate document. In brief, the formula includes a percent increase over the adjusted 1980-81 general fund appropriation per resident student times the estimated 1981-82 resident student figure per institution. All institutional general fund figures are aggregated for multi-institutional boards.
4. "Central pots", that is, the costs of salary increases and certain benefits for classified personnel, will be appropriated to the governing boards rather than the State Department of Administration. The total amount of these central pots will equal what would have been available under the previous process. The aggregate general fund proportion will approximate the 1980-81 pot distribution for the higher education entities in this distribution. The central pots will be an additional funding over the base percentage increase per resident student.

5. Transfer of funds among the eight line items designated below will be permitted.

IV. APPROPRIATION FORMAT

1. The format for the Long Bill appropriation, except for the Auraria Board, will have eight line items with full-time equivalent (FTE) staff as shown:
 - a. Governing Board Administration (FTE);
 - b. Residential Instruction (FTE)
 - c. General Institutional Administration (FTE);
 - d. Instructional Support (FTE);
 - e. Physical Plant (FTE);
 - f. Utilities;
 - g. Central Pots;
 - h. Enrichment.
2. The residential instruction line subsumes former line items of Professional Staff; Faculty Compensation Increases; Support Staff; Other Current Expenses; Travel; Capital Outlay; Special Purpose; Rentals; and Public Service. The Instructional Support line subsumes previous line items of Student Services; Library Operations; Learning Materials; ADP Operations; and ADP Equipment.
3. Lines a-g will be summed and financed in a split between general funds and cash funds.
4. The Enrichment line, h, will be estimated by the Governing Boards, will be cash funded, and may be used for any purpose other than additional faculty FTE or FTE in the General Administration or Governing Board Administration lines.
5. The Auraria Higher Education Board (AHEC) appropriation will be entirely cash funded. That is, in the appropriation for the Regents, Consortium Trustees, and SBCCOE, there will be identified dollar figures which are required transfers to AHEC for the operation of the Auraria campus. As applicable, this agreement includes the Auraria Higher Education Center's board and its appropriation.
6. Sponsored programs will not be appropriated. The budget request formats will be continued. Sponsored programs will be listed in the Appropriations Report of the Joint Budget Committee.

V. PERSONNEL LIMITATIONS

1. The FTE limit appropriated for General Instructional Administration may not be exceeded.
2. Though General Administration FTE may be transferred into the Governing Board Administration line, the total FTE for those two lines may not be exceeded.

3. The number of faculty may not exceed that generated by 100 percent of the existing faculty formula.
4. Except for the above restrictions, appropriated FTE may be moved between line items.

VI. TUITION

1. As set forth in Principle I-3 above, the governing boards recommend both resident and non-resident tuition. CCHE will authorize those rates which are in accord with legislative policy and appropriations pursuant to statute.
2. Tuitions may be different or the same by institution, as judged appropriate.
3. Mid-year adjustments, subject to the normal recommendation and approval process, are permitted. Summer school rates may differ from regular school year rates.
4. The non-resident rate at an institution must be at least three times the resident rate, except that boards may apply to the CCHE for a waiver of this rule. CCHE is asked by the Committee to assess the impact on resident students and capital facility needs in evaluating the waiver request.

VII. ENROLLMENTS

1. In the future, enrollment figures will be identified by the number of resident students and non-resident students. For 1980-81 and 1981-82, the proportions estimated in the institutional 1980-81 budget requests are to be used by the Legislature.
2. CU-B may not exceed 20,112 FTE students total, CSU 17,177 FTE. Both CU-B and CSU must retain at least their current proportion of resident students.
3. Except at CU-B and CSU as specified in 2 above, non-resident numbers of students may vary. No implication of potential facility expansion due to non-residents is intended.

VIII. SUPPLEMENTALS

1. At CU-B and CSU, if total FTE enrollments vary more than plus or minus 2 percent from the appropriated level, a negative general fund supplemental will be taken.
2. For schools other than CU-B and CSU, positive or negative enrollment supplementals will be taken for any aggregate resident student FTE variance from the board-wide FTE appropriation. Supplementals will be funded at the average appropriated level of general fund per student exclusive of CU-B and CSU.
3. Per principle I-5 above, no cash supplementals will be taken.
4. Boards will be eligible for utility supplementals if the costs vary up or down 12½ percent from the appropriated level.

IX. ACCOUNTING

1. Institutions will submit their budget requests using the current budget formats, including those for sponsored programs.
2. Total cash revenues will be reported in the budget submissions on November 1, and in special reports to the JBC, State Controller, and Legislative Education Committees on January 1 and August 1, which will show total for the fiscal year ending June 30.
3. There is assurance of continued auditability of all records, for general fund and cash funds.
4. Allocations of all appropriations will be booked with the State Controller in the same manner as current practice. The 1980-81 line items for accounts will be used.

X. ADDITIONAL AGREEMENTS

1. No new budget requests for special purpose items will be submitted. Boards may cover such items from within their appropriations; but if significant expenditures for new purposes are to be made, the JBC will be so advised. Current special purpose lines, except as otherwise provided, are included in the institutional base.
2. The boards will report their success in reducing general fund and total cost differences per student between institutions under their governance as appropriate to their role and mission. Specific targets consistent with role and mission will be set by the JBC for the Consortium Trustees and SBCCOE. Boards will also report on justifications for remaining cost differences as appropriate to their role and mission.
3. Organized research appropriations will be centralized in the CCHE. These funds may be allocated for research on state needs and priorities or the physical sciences.
4. The Auraria Library and Media Center will be funded in the Regent budget in a separate line with cash funds which are required transfers from the Regents, Trustees, and State Board for Community Colleges and Occupational Education.
5. Any capital construction project over \$100,000 from any source of funding must be specifically appropriated by the Legislature.

Chairman of Board or
Designated Board Member

Legislative Joint Budget Committee*
by Executive Director of Colorado
Commission on Higher Education

Chief Executive Officer

*Agreement by the Joint Budget Committee does not bind the General Assembly.
This proposed plan is subject to further legislative action.

DEPARTMENT OF HIGHER EDUCATION - Continued

COMMISSION ON HIGHER EDUCATION

Administration

The Commission's budget reflects some of the increased responsibility given to the Commission. Three newly authorized FTE are appropriated for new functions.

1. Allocating of state funded organized research formerly appropriated directly to the institutions. The research is intended for areas of public policy concern for the state of Colorado.
2. A systems analyst to assist in the development of a comprehensive enrollment management program.
3. An FTE to develop guidelines for a higher education capital construction policy. (In addition, \$75,000 in contract funds is appropriated to direct the enrollment management program.)

Because of the new method of higher education funding, the Commission assumes responsibility for administering new central appropriations. These are:

1. Oregon Plan Legal Services.
2. Central pots which have not been appropriated directly to the institutions.
3. Capital outlay which has not been appropriated directly to the institutions.

A new appropriation, entitled Technological Outreach, is made to study various policy options of offering courses through the video tape medium. Institutions fiscal participation in this program is voluntary.

The WICHE optometry program is increased to fund 35 students of \$5,200 each. This program is now mature and no more growth should occur.

The appropriation for the Colorado Associated University Press is discontinued. The organization may be continued with other sources of funding.

Financial Aid

The financial aid package has been simplified by reducing the number of line items. Two major categories of aid now exist; need based and merit based. Need based includes appropriations formerly entitled:

1. State Work-Study Programs
2. District Junior College Aid
3. Colorado Student Grants
4. Graduate Grants

Merit based aid includes appropriations formerly entitled:

1. Colorado Non-Resident Scholarships
2. Colorado Athletic Grants
3. Graduate Fellowships
4. Colorado Scholarships

DEPARTMENT OF HIGHER EDUCATION - Continued

Plant Formula in other parts of Higher Education. Other staff are appropriated at a continuing level. Operating expenses have been increased by 8.9%, the factor used elsewhere in Higher Education. The travel appropriation is based on the funding per faculty FTE approved for the general academic portion of CSU. Capital outlay and central pots allocations are appropriated directly to the school. The large increases in General Fund and cash funds are partially a result of the elimination of federal capitation funds the school formerly received. In addition, hospital income is expected to rise 8.9%.

Colorado State University Experiment Station

FTE are appropriated as follows:

| | |
|--------------------------|--------------|
| 1) Research Program | 238.0 |
| 2) C.S.U. Administration | 21.0 |
| 3) Physical Plant | 16.5 |
| | <u>275.5</u> |

Research FTE are shown for informational purposes only and are not intended to interfere with current station flexibility. CSU Physical Plant FTE are appropriated at 93% of the APCUP formula. CSU Administration FTE are appropriated at a continuing level. Cash funds have been reduced from the 1980-81 appropriation to reflect the revenue generating potential of the station. Exempt staff salary increases are appropriated at a 7% increase. Central pots and capital outlay are appropriated to the Colorado Commission on Higher Education.

One footnote is included which indicates that funds are contained in the research line item to publish the "Inventory of Current Water Research."

Extension Service

Appropriated FTE levels, by subprogram, are:

| | |
|--|--------------|
| 1. Agriculture | 91.6 |
| 2. 4-H and Youth | 80.3 |
| 3. Community Development | 36.2 |
| 4. Family Living | 51.8 |
| 5. General Administration | 9.5 |
| 6. C.S.U. Administration and Physical Plant | 25.3 |
| | <u>294.7</u> |

This appropriation represents a decrease of 6.0 FTE from the previous appropriation and includes one new position (1.0 FTE Water Resource Specialist). The CSU Physical Plant appropriation is consistent with the decision to fund 93% of the APCUP Physical Plant formula. CSU administration is at a continuing level.

DEPARTMENT OF HIGHER EDUCATION - Continued

The required federal match appropriation includes appropriations formerly entitled:

1. State Student Incentive Grants
2. National Direct Student Loans

Tuition assistance appropriations are continued with separate line items.

The General Fund contribution to the financial aid package has been increased significantly because of the anticipated decline in federal funds available for this purpose.

TRUSTEES OF THE CONSORTIUM OF STATE COLLEGES

The appropriation reflects a 7% increase in General Fund support per resident student as well as the 1981-82 General Fund pots for Adams State College, Mesa College, Metropolitan State College, and Western State College. The appropriation is intended to provide support for 16,838 resident student FTE at the four schools. That is an increase of 6.3% in resident student enrollment over the 1980-81 estimate.

The Trustees of the Consortium are expected to transfer funds to the Regents to reflect Metropolitan State College's share of the cost of the Auraria Library and Media Center. The Trustees are expected to transfer funds to the Auraria Higher Education Center to reflect Metropolitan State College's share of AHEC costs. It is also intended that the Trustees transfer their share of any additional utility costs up to 12.5% over the appropriation at AHEC. Additionally it is expected that the Trustees will transfer funds to the Department of Administration for computer time used by Metropolitan State College at the General Government Computer Center.

STATE BOARD OF AGRICULTURE

State Board of Agriculture

The appropriation reflects a 7% increase in General Fund support per resident student as well as the 1981-82 General Fund pots for Colorado State University, Ft. Lewis College and the University of Southern Colorado. The appropriation is intended to provide support for 19,555 resident student FTE. This represents a 1.4% increase in resident students.

C.S.U. Veterinary School and Hospital

A student FTE enrollment of 750.9 is appropriated. Phasing in tuition rates for residents to 25% of the estimate year's cost is continued. Under this plan first year students' tuition would be based on 25% of cost (\$1,732 on SFTE basis; \$2,395 on headcount basis), second year students' tuition at 18.75% of cost (\$1,299 SFTE basis; \$1,796 on headcount basis) and third and fourth year students' tuition at 12.5% of cost (\$866 on SFTE basis; \$1,198 on headcount basis). Tuition rate for non-residents is at 100% of cost. An increase of 3.7 faculty FTE is appropriated to bring the school in line with staffing at other large veterinary schools. Faculty and other exempt salary increases are appropriated at 7% to be consistent with compensation increases voted on for the general academic portion of CSU. A 2.7 FTE increase in support staff is appropriated to correspond to faculty increases. In addition, the support staff and hourly services line items are combined to allow greater flexibility. A 1.6 FTE reduction in physical plant staff is consistent with funding 93% of the APCUP Physical

DEPARTMENT OF HIGHER EDUCATION - Continued

This appropriation includes \$130,174 (cash funds) to be transferred from the Governor's Federal Energy Grants to be applied to energy conservation activities. The remainder of cash funds are to be collected from the counties' share of agent salaries and crop sales. Operating and travel expenses were calculated by approved formula. Capital outlay and central pot funds are appropriated to the Colorado Commission on Higher Education. Exempt personnel salary increases are calculated at 7%.

Two footnotes are included:

- 1) Indicating the Legislature's intent regarding the transfer of energy conservation funds;
- 2) Indicating the Legislature's intent that the first priority for Extension Service field agent assignments reflect the needs of rural, agricultural areas of the state.

Forest Service

Appropriated FTE levels, by program, are:

| | |
|--|-------------|
| 1. Forest Watershed Management | 44.4 |
| 2. Community Forestry | 11.0 |
| 3. Pine Beetle Program | 31.0 |
| 4. Woodsman Program | 6.0 |
| 5. C.S.U. Administration and Physical Plant | 7.0 |
| | <u>99.4</u> |

Forest Watershed Management, which includes Forest Service administrative personnel, is reduced by 1.8 FTE. All other programs are at a continuing level. 6.0 FTE and \$200,000 cash spending authority is included in the event the Woodsman Program can be revitalized. \$81,536 in cash funds are appropriated to offset the General Fund costs of operating the Pine Beetle and Community Forestry programs. Revenues are to be generated from user fees. Non-appropriated cash funds are indicated as a separate line items. The CSU Physical Plant appropriation is based on funding 93% of the APCUP Physical Plant formula. Exempt personnel salary increases are calculated at 7%. Capital outlay and central pot funds are appropriated to the Colorado Commission on Higher Education. Operating and travel expenses were calculated by formula.

REGENTS OF THE UNIVERSITY OF COLORADO

Board of Regents

The appropriation reflects a 7% increase in General Fund support per resident student as well as the 1981-82 General Fund pots for the Boulder, Denver and Colorado Springs campuses. The appropriation is intended to provide support for 21,453 resident student FTE at the three campuses. This represents a 1.3% increase in resident students. The appropriation also reflects a transfer of the Auraria Media Center to the Auraria

DEPARTMENT OF HIGHER EDUCATION - Continued

Library as agreed to by the Auraria institutions. The State Board of Community Colleges and the Trustees of the Consortium are expected to transfer funds to the Regents to reflect the Community College of Denver's and Metropolitan State College's share of the cost of the Auraria Library and Media Center. The Regents are expected to transfer funds to the Auraria Higher Education Center to reflect the University of Colorado at Denver's share of AHEC costs. It is also intended that the Regents transfer their share of any additional utility costs up to 12½% over the appropriation at AHEC. The central pots appropriation also includes the central pots for the Health Sciences Center.

UNIVERSITY OF COLORADO HEALTH SCIENCES CENTER CAMPUS

School of Medicine and Faculty Practice Fund

The appropriation format represents a consolidation of six special purpose line items previously appropriated separately. This results in an apparent increase of FTE which were not previously specified in the line items but which were funded: 1.2 FTE in Professional Staff, 10.1 FTE in Support Staff, and 3.5 FTE in Housestaff. It is the intent of the General Assembly that, under the flexible funding format being appropriated to the School of Medicine, the funding of statutorily authorized programs, including but not limited to programs, such as the Sickle Cell Center, the Hemophilia Center and the Children's Diagnostic Center, shall be continued.

Faculty compensation is appropriated in three line items: Professional Staff, Physician Reimbursement Incentive for Indigent Care, and the Faculty Practice fund. These three appropriations comprise the funds available for professional staff personal services benefits. The maximum allowable staff to be funded from these three sources to 316.7 FTE.

The Professional Staff line item includes a 7% increase in compensation. The FTE are increased 12.8 FTE due to the consolidation of special purpose line items, and decreased 2.2 FTE as a result of the decrease in medical school enrollment by 25 students.

The Physician Reimbursement Incentive for Indigent Care is increased by 33%, from \$750,000 to \$1,000,000.

The Faculty Practice fund cash funds are included for informational purposes only, except that the FTE designations for faculty are a limit at 316.7 FTE. The expected increase in Faculty Practice fund cash is recommended at 34% above the 1980-81 appropriation; however, this represents only a 10% increase above the amount estimated to be generated in 1980-81. An increase of 13.8 FTE are appropriated from the Faculty Practice fund cash.

There is an increase in Support Staff of 10 FTE to pick up declining federal capitation funds and 16 FTE due to the new line item consolidation.

The Family Practice Training programs are funded at a 15.4% increase for state programs and a 33.3% increase for community programs. This will allow for residency slots of 74 in the community programs, 18 at Pueblo and 24 at the A.F. Williams Center. For the state programs, it is required that revenue and expenditures reporting continue to be provided in the same format as other programs. It is also intended that no revenue be transferred between the two programs. The Family Advisory Commission shall develop minimum standards of quality for community programs, including but not limited to the

DEPARTMENT OF HIGHER EDUCATION - Continued

the number of residents in training, number of patients to be seen, revenue to be generated, amount of hospital support, and number of supervisory FTE. The Commission is also required to develop an allocation system which includes prioritization of funding to centers that takes into account the success of each program in placing graduates in rural areas. A performance criterion is also intended that requires future allocation of funds to be based on a rate of at least 15% of each program's graduates each year locating in rural Colorado.

Tuition is to be set at 25% of actual cost of education for entering resident medical students. The actual cost is \$23,824. Therefore, students entering the program would pay \$5,956; students who entered in 1980-81 would pay \$4,467 (or 18.75%); and students who entered prior to 1980-81 would pay \$2,978 (or 12.5%). Allied health and graduate students would continue to pay the School of Nursing tuition rate.

The enrollment for medical students is set at 500 which is 25 less than in previous years. Allied health and graduate student enrollments are set at a continuing level of 230.

It is expected that all programs required by statute, including the Fifth Pathway Program, will be implemented within the current level of funding.

School of Nursing

The appropriation funds a continuing level of faculty and support staff with faculty compensation increases of 10%.

The enrollment shall be 298 undergraduate students and 150 master's level students. No General Fund support is included for doctoral students. Tuition for resident students is set at \$1,615; for non-residents entering in 1980-81 and 1981-82 it is \$7,104; and for non-residents entering prior to 1980-81 it is \$6,458.

The continuing education program is cash funded at the same level as 1980-81. Federally funded sponsored instruction is appropriated at the requested level which is an increase of 2.3 FTE.

School of Dentistry

The appropriation funds a continuing level of professional and support staff with faculty compensation increases of 10%.

It is intended that the School generate 68% of the expenditures for the Mobile Dental Clinic in income. The regular clinic income is expected to be at least 93% of gross revenues, or \$240,969.

A new line item for the General Practice Residency Program is appropriated. This program shall be totally cash funded from program income.

Enrollments are set at 100 dental students and 32 allied health students. Tuition is \$2,844 for students who accept the waiver option and \$22,754 for non-residents and non-waiver option students. Allied health students tuition continues at the School of Nursing rate.

DEPARTMENT OF HIGHER EDUCATION - Continued

University Hospital-Colorado General

The appropriation format is a consolidation of twelve line items into five. The Professional Staff and Housestaff line items have been combined. The FTE limit of 157.6 FTE represents 13.6 FTE previously appropriated Professional Staff FTE, 1.4 Professional Staff FTE previously included in the Special Purpose funded line item, 142.0 FTE previously appropriated housestaff and .6 FTE housestaff previously included in the Special Purpose funded line item. The appropriation is an overall decrease of 1.0 FTE administrative intern. Housestaff and professional staff salaries are increased by 10%.

The Nursing and Support staff FTE limit is 1,342.8, which includes 13.4 FTE for the Burn Program and 24.7 FTE funded before in the Special Purpose funded line item. The previously appropriated Nursing and Support line item is increased by 1.9 FTE, which includes a reduction of 6.8 laboratory FTE, an additional 10.0 FTE in the Patient Business Office, an additional 3.0 respiratory care FTE, and a decrease of 4.3 FTE in radiation therapy maintenance. The 10.0 additional FTE in the Patient Business Office are for a special unit to collect on inpatient and outpatient pay accounts. It is the intent of the General Assembly that the Hospital report to the Joint Budget Committee by January 1, 1982, the first six months' collections and resulting decrease in collection agency expense generated by these FTE. It is also intended that the Hospital make every effort to comply with the requirements of the State Debt Collection Unit so that a portion of the Hospital's accounts can be sent to that unit rather than to a collection agency.

The Operational Expenses line item includes operating expenses, previously appropriated special purpose operating expenses (Special Purpose funded, malpractice insurance, cardiac catheterization equipment lease, Burn Program operating expenses, electrical equipment maintenance contract and tandem laboratory computers leases), and travel and subsistence.

The Health Care Support line item funds 65.0 FTE to support the faculty of the School of Medicine and the private care clinics at University Hospital.

A new cash-funded line item for enrichment is appropriated. An FTE limit of 78.3 is mandated. The cash funds, however, are included for information purposes only and it is not intended that the amount of revenue collected or expended be restricted. It is the intent of the General Assembly that funds be expended only at the two hospitals for program enrichment and that no requests for supplemental appropriations be considered.

The appropriation is presented in a consolidated format; however, in order to assess the management utilization of the flexibility and in order to retain comparable budget data, the Hospital shall continue to report to the Joint Budget Committee budgetary and financial statement information in the same format as that of previous appropriations.

It is estimated that of the General Fund appropriations to the hospitals and to Central Services and Administration, \$20,800,023 provides for the medically indigent pursuant to section 23-21-103, C.R.S. 1973.

DEPARTMENT OF HIGHER EDUCATION - Continued

University Hospital - Colorado Psychiatric

This appropriation is also presented in a consolidated format. The Enrichment line item is set at a limit of 8.0 FTE; however, as in the case of Colorado General, the cash funds are informational only and it is not intended that there be a restriction on the amount collected or expended except for the FTE limit. It is intended that no requests for supplemental appropriations shall be considered.

It is the intent of the General Assembly that the Hospital notify the community mental health center in the appropriate area for each public-supported patient admitted. It is also intended that the Hospital report to the Joint Budget Committee by December 15, 1981, the number of patients admitted and the number of admissions in which the appropriate mental health center was consulted prior to admission. Documentation of this consultation should also be provided.

Professional staff and housestaff are funded at a continuing level. Housestaff stipends are increased by 10%.

Nursing and support staff are decreased by 8.9 FTE consistent with staffing ratios in the state Division of Mental Health. Evaluation services, prior to 1980-81 funded in the Children's Diagnostic Center, is also included in this line item at 1.0 FTE. It is intended that this position perform 40 evaluations at \$500 each. The cost of the position is expected to be made up of \$16,196 in cash funds and \$8,366 in General Funds. The financial statements shall reflect expenditures and revenue for the program as a separate line item.

A report shall be submitted by January 1, 1982 which details the full cost of psychiatric hospitalization, the charge assessed and the rate setting base applied in arriving at the charge.

The Career Residency Program, which provides residents to the Colorado State Hospital, is funded at a continuing level.

Central Services and Administration

The appropriation decreases the Administration line item by 5.0 clerical FTE to bring the ratio to one clerical staff for 2.5 professional staff in areas which do not have primarily clerical functions.

The Health Services Research Center is funded at a continuing level.

The Instructional Support line item is decreased by 2.5 FTE in the Minority Student Affairs office and increased by 2.4 FTE in the library.

The funding for Management Systems is a continuing level. The Utilities line item is appropriated at the requested level.

Physical Plant Operations is decreased by 1.0 resident architect intern FTE. SEARCH is funded at a 63.5% General Fund increase. The Center should provide a report to the Joint Budget Committee accounting for all funding sources and expenditures by each Area Health Education Center. It is intended that at least 75% of the General

DEPARTMENT OF HIGHER EDUCATION - Continued

Fund and federal funds received be expended in the Area Health Education Centers for their rural programs.

It is also intended that, if the Health Sciences Center generates indirect cost revenues in excess of the appropriated amount, the Center may retain 50% of the overage to expend on nonrecurring items, such as controlled maintenance and capital outlay, for sponsored research programs.

The sponsored programs appropriation is set at the Center's requested level.

No funds are included for the implementation of the clinical Data Processing System.

TRUSTEES OF THE COLORADO SCHOOL OF MINES

School of Mines

The appropriation is intended to support 2,199 resident student FTE at \$3,447 per student. Included in the appropriation is the 1981-82 General Fund pots for the School. The appropriation reflects a 1.6% increase over the estimate year in resident students.

Colorado Energy Research Institute

The appropriation transfers \$126,026 from the Governor's Federal Energy Grants-Institutional Building Grants program. An identical amount is appropriated to be generated as cash from participating institutions as the state's share. \$10,000 cash is to be generated from the sale of publications. \$100,000 cash is appropriated to fund the Dr. Energy series. Funds will be from private sources. \$175,000 cash is appropriated for research. Funds will be generated from charges to agencies requesting research. Operating and travel expenses were calculated by formula. Capital outlay and central pots are appropriated to the Colorado Commission on Higher Education.

This appropriation includes funds for the Energy Career Incentives program that are to be expended in FY 1982-83. A footnote is included indicating that no funds for new scholarships, fellowships or internships will be appropriated after September 1, 1981. It is intended, however, that all scholarships, fellowships and internships granted as of that date will be funded until completed. These funds are to be transferred from the Colorado Commission on Higher Education.

Two other footnotes are included:

- 1) Indicating that General Fund support for CERI be phased-out beginning July 1, 1981;
- 2) Indicating the Legislatures' intent regarding the transfer of funds from the Governor's Federal Energy Grants Program to CERI for the administration of the Institutional Building Grants Program.

TRUSTEES OF THE UNIVERSITY OF NORTHERN COLORADO

The appropriation reflects a 7% increase in General Fund support per resident student FTE as well as the 1981-82 General Fund pots for the University of Northern Colorado. The appropriation is intended to provide support for 9,201 resident student FTE which is a slight decrease in the number of resident students.

DEPARTMENT OF HIGHER EDUCATION - Continued

STATE BOARD FOR COMMUNITY COLLEGES AND OCCUPATIONAL EDUCATION

Division of Community Colleges

State System Community Colleges

The appropriation reflects a 7% increase in General Fund support per resident student FTE over the FY 80-81 estimated level, as well as the 1981-82 General Fund pots for Arapahoe Community College, Community College of Denver, Morgan Community College, Lamar Community College, Otero Junior College, Pikes Peak Community College, Pueblo Vocational Community College and Trinidad State Junior College. Colorado resident SFTE enrollment is expected to increase by 6.5%.

Local District Junior Colleges

This method of appropriation has now become the basis for appropriation of all state system institutions. For example, a state system resident FTE is appropriated at \$1,745 per student, while the local district resident FTE appropriation is \$1,146. The appropriation is based on the following enrollment projections.

| | <u>Academic</u> | <u>Vocational</u> | <u>Total</u> |
|---|-----------------|-------------------|--------------|
| Aims College | 1,475 | 1,350 | 2,825 |
| Colorado Mountain College | 1,300 | 1,488 | 2,788 |
| Colorado Northwestern Community College | 253 | 293 | 545 |
| Northeastern Junior College | <u>760</u> | <u>615</u> | <u>1,375</u> |
| TOTAL | 3,788 | 3,745 | 7,533 |

The grant per student has been increased by 7% from the previous year as authorized by statute and is now at \$857 for academic enrollments and \$1,439 for vocational enrollments. The enrollment growth accounts for more than 70% of the increased costs in this program.

Division of Occupational Education

Administration

The appropriation shifts the federal dollars from use in state level administration to instructional programs in the local school districts and the seven area vocational schools. This is accomplished by reducing the General Fund match to the same level for community college administration. The shift increases the funding of local school districts by \$700,000 and the seven area vocational schools by \$200,000. In addition, an executive director position is appropriated. That position is funded ½ here and ½ in the community college administration budget.

Colorado Vocational Act

The appropriation reflects a 6.7% increase in General Fund support for this program and the shift in federal funds away from state level administration into programs in the local school districts.

DEPARTMENT OF HIGHER EDUCATION - Continued

Area Vocational Schools

The appropriation reflects the shift in federal funds away from state level administration into programs in the area vocational schools. It is intended that the Board will allocate the appropriation among the 5,230 anticipated enrollments and report that distribution to the General Assembly by July 1, 1981.

Area Vocational School and the Department of Corrections

This new line item provides for an area vocational school which will provide full day vocational education programs for 200 inmates. The Board will reimburse the Department of Corrections \$3,565 for each inmate participating in this program.

AURARIA HIGHER EDUCATION CENTER

The appropriation totally cash funds Auraria from transfers from the constituent institutions. This approach results from the restructuring of higher education financing.

Auraria administration is appropriated at a continuing level of 39.3 FTE. The Physical Plant appropriation is for 127.1 FTE, a decrease of 10.9 FTE, and is consistent with the appropriation to fund 93% of the A.P.C.U.P. Physical Plant formula. Exempt salary increases are appropriated at 7%. Operating and travel expenses were increased by formula.

Capital outlay is appropriated directly to Auraria. Central pots are appropriated to the Colorado Commission on Higher Education.

Footnotes are included that:

- 1) Indicate that funds appropriated to the constituent institutions for "instructional support" may be transferred to AHEC for the purpose of implementing consolidation and centralization of instructional support services.
- 2) Indicate that AHEC, in conjunction with the Colorado Commission on Higher Education, is to pursue consolidation of services with the constituent institutions in the areas of:
 - a) Computer services;
 - b) Disabled student services;
 - c) Additional functions of the office of student services;
 - d) Institutional research;
 - e) Career counseling.
- 3) Indicate that any FTE hired under the "charge back" system not be counted toward the Physical Plant FTE limit.

DEPARTMENT OF HIGHER EDUCATION - Continued

- 4) Indicate that AHEC may transfer funds from the constituent institution to pay utility costs in excess of the appropriated amount as long as the appropriation is not exceeded by more than 12.5%. In the event that the utility costs overrun exceeds 12.5%, AHEC may submit a supplemental request.

COUNCIL ON THE ARTS AND HUMANITIES

Line items have been consolidated, resulting in a two line item format. This format will allow the Council flexibility in determining the amount of financial assistance given to the various cultural institutions applying for funds and allows the Council discretion in determining program priorities and shifts. The Administrative line item includes all personnel and operating costs associated with the operation of the Council's programs and totals \$430,104 and 9.9 FTE's. The second line item is \$729,827 for Special Purpose programs. Included herein are all grant monies, art-in-public places and artists-in-the-schools programs.

Cash funds are not included as appropriated funds. A footnote is included indicating that any cash generated must be applied to the Special Purpose line item only. Capital outlay and central pots are appropriated to the Colorado Commission on Higher Education.

STATE HISTORICAL SOCIETY

FTE level, by subprogram, follows:

| | |
|--------------------------|----------------|
| 1) Documentary Resources | 7.5 FTE |
| 2) Material Culture | 5.5 FTE |
| 3) Exhibits | 5.5 FTE |
| 4) Formal Education | 5.6 FTE |
| 5) Regional Museums | 13.9 FTE |
| 6) Administration | 6.2 FTE |
| 7) Historic Preservation | 13.0 FTE |
| 8) Buildings and Site | <u>4.5 FTE</u> |
| | 61.7 FTE |

The appropriation continues the policy of partially cash funding regional museum operations through fees and charges for admissions. Therefore, personal services, operating expenses, travel and utilities at the regional museums were calculated on 25% cash funding.

\$10,000 cash spending authority is appropriated to be collected from fees in the Documentary Resources section. These funds are to be used to pay for the microfilming of the backlog of documents. \$10,831 is appropriated to defray operating expenses of the Cumbres-Toltec Scenic Railroad Commission. Income from rental fees of the Grant-Humphrey's Mansion is appropriated for operating expenses of the Society. Indirect cost recoveries of \$34,240 are applied to the personal service costs of the Administrative section. A continuing level of direct grants to local societies is included. Capital outlay and central pots are appropriated to the Colorado Commission of Higher Education.

A .5 FTE Assistant Curator is added in the Building and Sites section and a .5 FTE Controller is added in Administration. These positions are included in the FTE total.

DEPARTMENT OF HIGHER EDUCATION - Continued

Footnotes are included that indicate:

- 1) That the Society is to enter into a lease agreement on the Grant-Humphreys mansion that provides free space for the Council on the Arts and Humanities.
- 2) That the Cumbres-Toltec appropriation is to be used to defray the operating expenses of the Cumbres and Toltec Scenic Railroad Commission.
- 3) That the regional museums are to remain open and operating for an eight-month period and that the Society has received sufficient funds for that purpose.

DEPARTMENT OF HIGHWAYS

| | <u>1979-80</u> <u>Actual</u> | <u>1980-81</u> <u>Estimate</u> | <u>1981-82</u> <u>Appropriation</u> |
|---|---------------------------------|-----------------------------------|--|
| <u>APPROPRIATED FUNDS</u> | | | |
| State Patrol | \$ 19,128,654 | \$ 22,980,672 | \$ 19,754,614 |
| Highway Safety | 3,273,268 | 4,727,870 | 5,202,419 |
| Executive Director | 347,746 | 574,164 | 683,231 |
| Rail Planning | 155,700 | 1,312,585 | 1,112,000 |
| TOTAL APPROPRIATED FUNDS | <u>\$ 22,905,368</u> | <u>\$ 29,595,291</u> | <u>\$ 26,752,264</u> |
| General Fund | 255,154 | 293,114 | 666,111 |
| Cash Funds | 19,485,465 | 24,038,208 | 20,763,334 |
| Federal Funds | 3,164,749 | 5,263,969 | 5,322,819 |
| <u>UNBUDGETED FUNDS^{1/}</u> | | | |
| Maintenance and Operations | \$ 81,021,000 | \$ 96,535,000 | \$101,156,000 |
| Construction | 182,592,000 | 198,300,000 | 141,500,000 |
| TOTAL UNBUDGETED FUNDS | <u>\$263,613,000</u> | <u>\$294,835,000</u> | <u>\$242,656,000</u> |
| Cash Funds | 105,737,000 | 139,835,000 | 122,256,000 |
| Federal Funds | 157,876,000 | 155,000,000 | 120,400,000 |
| GRAND TOTAL - DEPARTMENT OF HIGHWAYS | <u>\$286,518,368</u> | <u>\$324,430,291</u> | <u>\$269,408,264</u> |
| General Fund | 255,154 | 293,114 | 666,111 |
| Cash Funds | 125,222,465 | 163,873,208 | 143,019,334 |
| Federal Funds | 161,040,749 | 160,263,969 | 125,722,819 |

^{1/}The figure in the 1980-81 Estimate column differs from that in the Long Bill because it is a Highway Commission revision which occurred following the General Assembly's completion of work on the 1981-82 Long Bill.

STATE PATROL - General and Cash Funds (720.0 FTE)

The appropriation reduces the HUTF portion of the Patrol's base strength by 45.5 FTE uniformed officers. Two of those HUTF officers had been assigned full time to Capitol and Governor Security and are added to the General Fund appropriation designated for that purpose.

The HUTF ceiling is the reason for the balance of the reduction and the decision was based on an analysis of patrolmen hours. Fourteen FTE trooper positions are restored through a General Fund appropriation. It is the intent of the Legislature that all vacancies experienced throughout the fiscal year be credited first to the General Fund portion of the budget.

DEPARTMENT OF HIGHWAYS - Continued

The civilian staff of Patrol is reduced by 13.5 FTE, again, because of the HUTF limitation.

The following special programs are eliminated:

- Manpower Allocation Model - This was a one-year experiment which failed to yield conclusive positive results.
- Auto Theft Strike Force - LEAA funds matched with HUTF dollars were used to initiate this program. It was expected that in FY 1981-82 the program would be funded 100% from HUTF. Because of the limitation on that fund, this program is deleted.
- Accident Prevention Team - Highway Safety funds (federal) and HUTF paid for this program in a declining federal match agreement. Here again, it was the expectation that eventually 100% of the program would be paid for with HUTF. Because of the HUTF limitation, this program is deleted.
- 55 MPH Compliance - This program is a duplication of an existing activity within the Division of Highway Safety.
- DUI Awareness - This duplicates a function now performed by the Division of Highway Safety.

The Montrose dispatch contract, Northwestern Grant and Aircraft Pool are recommended at a continuing level. It is the intent of the Legislature that Patrol develop contracts like the Montrose dispatch contract with the purpose of reducing the burden on HUTF, not on expanding the dispatch function. Patrol should prepare a report concerning this potential to be available to the Legislature no later than November 1, 1981.

Capitol and Governor Security is comprised of 13.0 FTE (12.0 FTE Trooper A positions, 1.0 FTE Trooper B position) to be paid from the General Fund. Patrol should not operate a cash fund overrun account for this function. The following expenses are not included in this line item, but are included in the Governor's budget: telephone, aircraft rental, and travel.

Purchase of inmate services is appropriated at the historic level of utilization. The purpose of this line is to provide kitchen and maintenance services to the Colorado Law Enforcement Training Academy (CLETA). 50% of this expense is located in Patrol's appropriation and 50% is located in the CLETA appropriation in the Department of Local Affairs. 3.3% vacancy savings was taken.

HIGHWAY SAFETY COORDINATOR - Cash and Federal Funds (29.0 FTE)

In fiscal 1980-81, 22.0 FTE were funded 25% from HUTF and 75% from federal funds. The appropriation provides that 9.0 FTE be 100% cash funds and the remaining 13.0 FTE be

DEPARTMENT OF HIGHWAYS - Continued

25% cash funds/75% federal funds. No vacancy savings was taken.

The 9.0 cash funded FTE are involved in the Alcohol and Drug Driving program. The purpose of that program is to work with individuals who have been convicted of DUI or DWAI. Each client has in the past been charged \$60 for an evaluation of the nature and extent of their drinking/drug problem. Depending upon the findings of the evaluation, the client is referred to whatever agency is then deemed appropriate to work with them in an educational or therapeutic setting.

It was statutory intent that all administrative costs be included in the assessment charge; therefore, the 9.0 FTE are funded from client assessment receipts. The client assessment charge is increased to \$90 per assessment.

The reduction of 5.0 FTE (cash funds) is due to the Division not filling 5.0 positions for which they had cash fund spending authority during FY 1980-81.

The Colorado Training Institute offers programs in the handling of hazardous materials accidents on the highways. The cash funds for the program are generated from student tuitions and are matched with federal dollars.

EXECUTIVE DIRECTOR - Cash and Federal Funds (5.0 FTE)

The Oregon Plan for legal services appropriation is included in this section. Transportation Services for the Elderly and Handicapped are funded at a continuing level.

TRANSPORTATION PLANNING - General, Cash and Federal Funds (4.0 FTE)

This appropriation is for the purpose of rail planning and implementation of rail projects. The appropriation is at the requested level.

DIVISION OF HIGHWAYS, DIVISION OF ADMINISTRATION, OFFICE OF MANAGEMENT AND BUDGET, DIVISION OF TRANSPORTATION PLANNING - Cash and Federal Funds (3,070.0 FTE)

This is the first year that this portion of the Department's budget has been included in the Long Bill. The figures in the Long Bill represent the 1980-81 third quarter projected level of funding rather than the 1981-82 level. This is because the Highway Commission had not yet reviewed the 81-82 proposed budget at the time of budgeting for the remainder of state agencies. It should be noted that the 1980-81 figures have been updated by the Highway Commission since passage of the Long Bill. Those new figures are shown in the Appropriations Report totals.

This portion of the department's budget is on the federal fiscal cycle. The breakout of FTE's in the Long Bill is approximate based on the proportions of funding by source; that total is 3,070.0 FTE.

DEPARTMENT OF INSTITUTIONS

| | <u>1979-80</u> <u>Actual</u> | <u>1980-81</u> <u>Estimate</u> | <u>1981-82</u> <u>Appropriation</u> |
|-----------------------------------|---------------------------------|-----------------------------------|--|
| <u>APPROPRIATED FUNDS</u> | | | |
| <u>OFFICE OF THE DIRECTOR</u> | \$ <u>2,177,771</u> | \$ <u>2,284,447</u> | \$ <u>6,119,392</u> ^{1/} |
| General Fund | 1,444,958 | 1,519,968 | 4,069,305 |
| Cash Funds | 87,051 | 74,217 | 524,287 |
| Federal Funds | 645,762 | 690,262 | 1,525,800 |
| <u>DIVISION OF YOUTH SERVICES</u> | | | |
| <u>Administration and Support</u> | <u>6,954,712</u> | <u>7,900,501</u> | <u>5,930,016</u> ^{2/} |
| General Fund | 5,717,845 | 6,401,453 | 5,443,286 |
| Cash Funds | 1,236,867 | 1,499,048 | 486,730 |
| <u>Institutions</u> | <u>4,105,973</u> | <u>4,453,639</u> | <u>4,336,461</u> |
| General Fund | 4,054,053 | 4,453,639 | 4,336,461 |
| Federal Funds | 51,920 | -0- | -0- |
| <u>Detention</u> | <u>2,564,267</u> | <u>2,776,245</u> | <u>2,545,122</u> |
| General Fund | 2,468,055 | 2,696,745 | 2,545,122 |
| Cash Funds | 30,578 | 79,500 | -0- |
| Federal Funds | 65,634 | -0- | -0- |
| <u>Community Programs</u> | <u>1,359,912</u> | <u>1,506,456</u> | <u>1,602,882</u> |
| General Fund | 1,359,912 | 1,506,456 | 1,602,882 |
| <u>Subtotal - Youth Services</u> | \$ <u>14,984,864</u> | \$ <u>16,636,841</u> | \$ <u>14,414,481</u> |
| General Fund | 13,599,865 | 15,058,293 | 13,927,751 |
| Cash Funds | 1,267,445 | 1,578,548 | 486,730 |
| Federal Funds | 117,554 | -0- | -0- |

^{1/}Reflects consolidation of Administration to Office of Director.

^{2/}All Central Administration for Youth Services have been removed from this line and included in Office of Director, Department of Institutions.

DEPARTMENT OF INSTITUTIONS - Continued

| | <u>1979-80</u> <u>Actual</u> | <u>1980-81</u> <u>Estimate</u> | <u>1981-82</u> <u>Appropriation</u> |
|--------------------------------------|---------------------------------|-----------------------------------|--|
| <u>APPROPRIATED FUNDS</u> | | | |
| <u>DIVISION OF MENTAL HEALTH</u> | | | |
| <u>Division Administration</u> | \$ 1,343,586 | \$ 1,346,544 | -0- ^{1/} |
| General Fund | 652,903 | 643,236 | -0- |
| Federal Funds | 690,683 | 703,308 | -0- |
| <u>Community Programs</u> | <u>15,661,141</u> | <u>19,737,108</u> | <u>20,227,108</u> |
| General Fund | 15,661,141 | 16,637,108 | 16,637,108 |
| Cash Funds | -0- | 3,100,000 | 3,590,000 |
| <u>Group Homes Facilities' Costs</u> | <u>-0-</u> | <u>-0-</u> | <u>288,000</u> |
| General Fund | -0- | -0- | 288,000 |
| <u>Colorado State Hospital</u> | <u>29,125,100</u> | <u>33,008,096</u> | <u>31,514,136</u> |
| General Fund | 17,544,727 | 19,082,830 | 19,298,108 |
| Cash Funds | 11,363,435 | 13,589,393 | 12,122,188 |
| Federal Funds | 216,938 | 335,873 | 93,840 |
| <u>Fort Logan</u> | <u>11,420,468</u> | <u>12,735,448</u> | <u>13,229,825</u> |
| General Fund | 5,585,221 | 6,167,804 | 6,787,372 |
| Cash Funds | 5,821,581 | 6,555,741 | 6,430,453 |
| Federal Funds | 13,666 | 11,903 | 12,000 |
| <u>Subtotal - Mental Health</u> | <u>\$ 57,550,295</u> | <u>\$ 66,827,196</u> | <u>\$ 65,259,069</u> |
| General Fund | 39,443,992 | 42,530,978 | 43,010,588 |
| Cash Funds | 17,185,016 | 23,245,134 | 22,142,641 |
| Federal Funds | 921,287 | 1,051,084 | 105,840 |

^{1/}The funding for Division Administration has been included in the appropriation to the Executive Director of the Department.

DEPARTMENT OF INSTITUTIONS - Continued

| | <u>1979-80</u> <u>Actual</u> | <u>1980-81</u> <u>Estimate</u> | <u>1981-82</u> <u>Appropriation</u> |
|---|---------------------------------|-----------------------------------|--|
| <u>APPROPRIATED FUNDS</u> | | | |
| <u>DIVISION FOR DEVELOPMENTAL DISABILITIES</u> | | | |
| <u>Division Administration</u> | \$ 747,015 | \$ 862,597 | -0- ^{1/} |
| General Fund | 660,511 | 781,358 | -0- |
| Cash Funds | 10,897 | 24,946 | -0- |
| Federal Funds | 75,607 | 56,293 | -0- |
| <u>Community and Residential Programs</u> | <u>20,494,844</u> | <u>26,725,059</u> | <u>30,699,878</u> |
| General Fund | 13,987,440 | 18,376,741 | 21,306,383 |
| Cash Funds | 6,507,404 | 8,348,318 | 9,393,495 |
| <u>State Home and Training Schools</u> | <u>26,903,556</u> | <u>30,767,584</u> | <u>30,121,432</u> |
| General Funds | 760,925 | 1,007,368 | 951,351 |
| Cash Funds | 26,142,631 | 29,760,216 | 29,170,081 |
| <u>Subtotal - Developmental Disabilities</u> | <u>\$ 48,145,415</u> | <u>\$ 58,355,240</u> | <u>\$ 60,821,310</u> |
| General Fund | 15,408,876 | 20,165,467 | 22,257,734 |
| Cash Funds | 32,660,932 | 38,133,480 | 38,563,576 |
| Federal Funds | 75,607 | 56,293 | -0- |
| ^{1/} The funding for Division Administration has been included in the appropriation to the Executive Director of the Department. | | | |
| <u>GRAND TOTAL - DEPARTMENT OF INSTITUTIONS</u> | <u>\$122,858,345</u> | <u>\$144,103,724</u> | <u>\$146,614,252</u> |
| General Fund | 69,897,691 | 79,274,706 | 83,265,378 |
| Cash Funds | 51,200,444 | 63,031,379 | 61,717,234 |
| Federal Funds | 1,760,210 | 1,797,639 | 1,631,640 |

DEPARTMENT OF INSTITUTIONS
CASELOADS AND COSTS*

| | <u>1978-79</u> Actual | <u>1979-80</u> Actual | <u>1980-81</u> Estimate | <u>1981-82 as</u> <u>Appropriated</u> |
|--|--------------------------|--------------------------|----------------------------|--|
| <u>Youth Services</u> | | | | |
| Institutional | | | | |
| Average Daily Population | 376 | 366.6 | 344 | 386 |
| Annual Cost Per Capita | \$17,570 | \$21,140 | \$24,448 | \$18,938(A) |
| Detention | | | | |
| Average Daily Population | 198 | 163.8 | 158 | 207 |
| Annual Cost Per Capita | \$15,891 | \$20,773 | \$25,432 | \$16,649(A) |
| Community Placements | | | | |
| Average Number of Paid Placements Annually | 71 | 53.2 | 61 | 78 |
| Cost Per Placement Per Day | \$ 24.47 | \$33.00 | \$31.92 | \$27.96 |
| <u>Mental Health</u> | | | | |
| State Hospital | | | | |
| Average Daily Attendance | 1,031* | 728 | 735.7 | 735.9 |
| Annual Cost Per Capita | \$24,596* | \$37,152 | \$41,940 | \$41,118 |
| Fort Logan | | | | |
| Average Daily Attendance | 368* | 240 | 235 | 266.6 |
| Annual Cost Per Capita | \$26,968* | \$44,865 | \$52,011 | \$49,624 |
| *Different method of reporting was in use in 1978-9. Other years figures are based on weighted caseload. | | | | |
| <u>Developmental Disabilities</u> | | | | |
| State Home and Training Schools | | | | |
| Grand Junction | | | | |
| Average Daily Population | 454 | 429 | 395 | 372 |
| Annual Per Capita Cost | \$16,589 | \$19,327 | \$23,815 | \$24,973 |
| Pueblo | | | | |
| Average Daily Population | 273 | 256 | 268 | 261 |
| Annual Per Capita Cost | \$18,248 | \$22,021 | \$23,218 | \$25,529 |

DEPARTMENT OF INSTITUTIONS
CASELOADS AND COSTS

| | <u>1978-79</u> <u>Actual</u> | <u>1979-80</u> <u>Actual</u> | <u>1980-81</u> <u>Estimate</u> | <u>1981-82 as</u> <u>Appropriated</u> |
|--------------------------|---------------------------------|---------------------------------|-----------------------------------|--|
| Ridge | | | | |
| Average Daily Population | 677 | 668 | 626 | 551 |
| Annual Per Capita Cost | \$17,010 | \$19,423 | \$24,183 | \$25,714 |
| Community Programs | | | | |
| Enrollment-Full Program | | | | |
| Equivalent (FPE) | 4,007 | 4,244 | 4,639 | 4,913 |
| Annual FPE Cost | \$ 4,257 | \$ 4,829 | \$ 5,761 | \$ 6,249 |

Full Program Equivalent - One FPE is determined based on the number of program hours provided.

DEPARTMENT OF INSTITUTIONS - Continued

OFFICE OF THE EXECUTIVE DIRECTOR - 143.6 FTE

Administration - General, Cash and Federal Funds (107.1 FTE)

The appropriation reflects a consolidation of all administrative FTE from the Division of Mental Health, Division of Developmental Disabilities, and Division of Youth Services into the administrative section of the Executive Director's Office.

This includes:

| | <u>Mental Health</u> | <u>Developmental Disabilities</u> | <u>Youth Services</u> | <u>Executive Director</u> |
|---------------|---------------------------|-----------------------------------|---------------------------|---------------------------|
| TOTAL | \$1,419,571 (31.5 FTE) | \$517,093 (17.5 FTE) | \$1,530,738 (39.9 FTE) | \$1,695,602 (18.2 FTE) |
| General Fund | 510,571 (16.5 FTE) | 517,093 (17.5 FTE) | 1,083,569 (24.0 FTE) | 1,055,002 (15.0 FTE) |
| Cash Funds | -0- | -0- | 456,270 (15.9 FTE) | 23,800 (.7 FTE) |
| Federal Funds | 909,000 (15.0 FTE) | -0- | -0- | 616,800 (2.5 FTE) |

Also included in the consolidation are those special programs which have been centralized to the various divisions in the past. All funds originally appropriated to these FTE have been consolidated into the Executive Director's Office, with the exception of Juvenile Diversion. Included in this FTE is one systems analyst within the management services section of the Office of the Executive Director. This position is only to be funded through FY 1981-82. It is required that the program services section of EDO provide the systems analyst with a definition of all data being kept in the data base of each division, why it is being kept, who benefits from the retrieval of such data, and how the data can be used between division. The analyst will take this definition and design a workable computer program which will be providing the required data by June 30, 1982.

A vacancy savings factor of 1.5% has been applied.

Capital outlay is appropriated to this office for allocation among the divisions.

The Developmental Disabilities Council is funded at the requested level which is a continuing level, including the \$18,307 General Fund match. The federally funded HUD Handicapped Housing Project is recommended at a continuing level of \$313,800 and 2.5 FTE.

Department ADP - General and Cash Funds (36.5 FTE)

The appropriation for Department ADP includes an increase of 2.0 FTE, one computer operator and one data control coordinator. These positions have been funded in previous years by Mental Health. They have been working primarily on departmentwide data. This increase in 2.0 FTE will be accompanied by a decrease of the 2.0 FTE positions in the Division of Mental Health.

DEPARTMENT OF INSTITUTIONS - Continued

A vacancy savings factor of 2.23% has been applied.

The appropriation provides for abolishment of the Staff Development and Training Center. This is accompanied by a \$5,000 increase each in Division of Mental Health for community services training and Division of Youth Services for I-level training.

DIVISION OF YOUTH SERVICES

Administration and Support - General and Cash Funds (157.4 FTE)

The appropriation reflects the consolidation of all administrative activities from the Division of Youth Services to Department of Institutions Executive Director. Included in this consolidation are Office of Director (4.0 FTE); Planning and Evaluation (4.5 FTE); and Business and Personnel (15.0 FTE). All personal services, operating and travel applicable to the 23.5 FTE transferred, and all special programs, with the exception of Juvenile Diversion, have been transferred to the Executive Director's Office.

The appropriation also reflects an increase of 5.5 FTE. They are 3.0 FTE cooks for Pueblo Youth Center which is in lieu of a contract for food services with the Division of Mental Health which has been terminated; 1.0 FTE Librarian who will coordinate the Library activities division-wide; 0.5 FTE Data Entry Instructor and \$50,000 ADP outlay to provide computer input of youth data; and 1.0 FTE Vocational Education Teacher to be funded 0.5 General Fund and 0.5 cash funds at Lathrop Park Youth Camp. The 0.5 FTE cash funds has been transferred to the Executive Director's Office.

The Division will install five computer terminals in designated facilities for computerization of primarily client-based data. There is no appropriation of input personnel. The 0.5 Data Entry Instructor will instruct, for a period of six months, those individuals who will be required to input the data at the facilities where the terminals are located. A report will be provided to the Joint Budget Committee at the end of the training period. This report will provide information as to the success of the training.

A vacancy savings factor of 2% has been applied.

Juvenile Diversion - General Fund

It is expected that Juvenile Diversion programs be funded at 75% of their projected cost with the remaining 25% being matched by local funds. No match is required. Non-receipt of local funds is not a basis for a supplemental appropriation.

It is the intent of the General Assembly that funding provide for diversion through five levels of priority. They are: 1) court adjudication; 2) court pre-adjudication (informal adjustment); 3) D.A. pre-petition; 4) police formal arrest (pre-filing); and 5) children who have committed their first misdemeanor.

Selection of Diversion Programs will be made from the following list of diversion projects currently in Colorado:

DEPARTMENT OF INSTITUTIONS - Continued

North Denver Youth Services
North East Denver Youth Services
Girls Club (Southwest Youth Incorporated)
South East Denver Youth Services Bureau
New Pride Incorporated
Police-to-Partners
Court-to-Partners
Denver
Mesa County
Weld County
Larimer County
Route County Care Center
Upper Eagle Valley Youth Services Project
4th Judicial District - D.A.
Arapahoe County - D.A.
Mesa County Partners Restitution
Adams County - D.A.
Workout Ltd.
Pueblo Youth Services Bureau
Boulder Youth Action Center
Centennial Colorado Mental Health
Pueblo School District 60
Summitt Wilderness Programs (Boulder)
Jeffco Informal Adjudication
Otero County Project Trust
Longmont Juvenile Diversion
Clear Creek County
Garfield County
El Portan Academy

Detention - General Fund (122.9 FTE)

The appropriation is for an FTE level of 120.9. This figure includes 2.0 FTE for the West Slope Alternatives to Detention Program and 4.5 FTE for the Arapahoe Detention Alternatives Program. It also includes a reduction of 12.5 FTE and closure of the Arapahoe Youth Center to 24-hour care. The 4.5 FTE assigned to the Arapahoe Detention Alternatives Program will continue working as the intake unit for youth in the county. Any youth who is detained overnight will be transported to the Gilliam Center for Juvenile Justice in Denver, or the Jefferson Youth Center in Golden.

A vacancy savings factor of 2% has been applied.

Institutional Services - General Fund (200.9 FTE)

The appropriation is for a continuing level of funding, based upon a stable level of committed youth. Also included is \$5,000 in operating to provide I-level training by the Division.

A vacancy savings factor of 2% has been applied.

Community Programs - General Fund (31.0 FTE)

The appropriation is for a continued level of staff and funding. A vacancy savings factor of 2% has been applied.

DEPARTMENT OF INSTITUTIONS - Continued

DIVISION OF MENTAL HEALTH

Division Administration

The funding for the central office of the Division is consolidated with the other Department of Institutions central offices and appropriated to the Executive Director of the Department. Funding for WICHE membership fees is not included.

It is the intent of the General Assembly that the Division implement a uniform ability-to-pay fee schedule at Colorado State Hospital, Fort Logan Mental Health Center, and all community mental health centers, which schedule is the same as that in use at University of Colorado University Hospital.

Community Programs - General and Cash Funds

The appropriation funds General Fund at the 1980-81 adjusted level and Medicaid funds at the requested level.

It is the intent of the General Assembly that these funds be used principally by the Division to contract for mental health services for the seriously, critically, or chronically mentally ill, as defined by the Division of Mental Health. The Division is to report to the Joint Budget Committee by December 15, 1981, concerning the number of clients served in each category. It is the intent of the General Assembly that there be no supplemental appropriation for these programs.

It is also intended that none of these funds be used to reimburse community programs for consultation and education services, except for programs in counties with populations of less than 85,000. The Division shall contract directly with the three specialty clinics.

It is the intent of the General Assembly that the Denver Health and Hospitals Center receive no funding unless its financial information, both revenues and budget, is detailed in the same format as is required of other centers. This should include a separate accounting for Medicaid funds received.

No center shall be required to reimburse Fort Logan Mental Health Center for inpatient hospitalization. It is the intent of the General Assembly that Fort Logan Mental Health Center not give admission preference to one community center over another.

Group Homes Facilities Costs - General Fund

It is the intent of the General Assembly that these funds be awarded to community mental health centers that apply for them and demonstrate a willingness to provide full staffing and supervision from within their current budgets. It is intended that these funds be used only for the serious, critical or chronically mentally ill. The Division shall utilize the University Hospital ability-to-pay fee schedule.

The appropriation is based on ten facilities at 80% occupancy, with allowance for \$1,000 monthly rent, \$200 monthly utilities cost, and \$5 per day per person for miscellaneous expenses.

Colorado State Hospital - General, Cash and Federal Funds (1,343.1 FTE)

The staffing pattern upon which the appropriation is based is as follows:

DEPARTMENT OF INSTITUTIONS - Continued

| | |
|-----------------------|------------------|
| Direct Care | |
| Adult | 139.7 FTE |
| Children/Adolescent | 112.4 FTE |
| Geriatrics | 79.1 FTE |
| General Hospital | 136.2 FTE |
| Forensic | 315.6 FTE |
| Treatment and Support | 313.2 FTE |
| Administration | <u>167.4 FTE</u> |
| | 1,263.6 FTE |

The direct care, treatment and support, and general administration staffing are based on patient staff ratios experienced in the actual year.

The General Hospital FTE are funded at a 2.8 FTE increase from the original 1980-81 estimate level (prior to the supplemental) in order to provide surgical services previously provided through the St. Joseph's Hospital residency program which has been discontinued.

The Forensic Unit staffing is increased 57.8 FTE above the pre-January 1, 1981 level due to increased workload. The appropriation allows full shift staffing for three new wards (two of which were opened in January, 1981), plus 5 FTE to man the sally port at the new maximum units in Building 26.

The following is a comparison of the configuration of Forensic beds as of January, 1981 and funded for 1981-82:

| | <u>January 1, 1981</u> | <u>1981-82</u> |
|--------------|------------------------|----------------|
| Maximum | 80 | 130 |
| Medium | 69 | 85 |
| Intermediate | 60 | 32 |
| Minimum | <u>100</u> | <u>78</u> |
| | 309 | 325 |

The After Care programs, including 9 FTE, are eliminated with the intent that these services be provided by the community programs.

Only the Drug Treatment Program, contracted through the Department of Health, is funded. This results in a decrease of 27.5 FTE from the previous appropriation. No cash spending authority is included in either state hospital for the Hospital Intensive Residential Treatment (HIRT) alcohol program. If the Department of Health does contract with either or both facilities spending will be allowed under the contract with an adjustment in cash spending authority to be made by supplemental appropriation.

The Chicano Inpatient Grant is funded for the final three months of the federal fiscal year with federal funds.

The overall staffing funded in this appropriation is sufficient to maintain the same number of wards open in 1980-81 and the additional capacity in forensic. In the event that any wards are closed, a decrease in FTE and appropriation shall be made by supplemental adjustment.

DEPARTMENT OF INSTITUTIONS - Continued

Fort Logan Mental Health Center - General, Cash and Federal Funds (528.8 FTE)

The following is the staffing pattern on which the appropriation is based:

| | |
|-----------------------|-----------------|
| Direct Care | |
| Adult | 116.6 FTE |
| Children/ Adolscent | 106.2 FTE |
| Geriatrics | 28.3 FTE |
| General Hospital | 20.15 FTE |
| Treatment and Support | 138.2 FTE |
| Administration | 67.55 FTE |
| After Care and Other | |
| 24-hour | <u>34.0 FTE</u> |
| | 511.0 FTE |

Staffing for 40 new beds at Fort Logan is funded. This results in an increase of 55 FTE based on actual year staff to patient ratios. This allows full shift staffing for two new wards plus increased treatment and support FTE. Four FTE previously included in Vocational Rehabilitation are also funded in the personal services line item.

The staffing funded in this appropriation is sufficient to maintain the same number of wards open in 1980-81 and to open 40 new adult beds. A decrease in funding and FTE shall be taken by supplemental appropriation adjustment if fewer than 40 new beds are opened.

No spending authority is included for the Hospital Intensive Residential Treatment (HIRT) alcohol program. This results in a decrease of 27.3 FTE from the 1980-81 appropriation. It is intended that if the Department of Health does contract with either state hospital for hospital treatment, the facility may spend the funds allowed under the contract with an adjustment in cash spending authority to be made by supplemental appropriation.

DIVISION FOR DEVELOPMENTAL DISABILITIES

Division Administration

The appropriation for administration is included in the Executive Director's appropriation.

Community Programs - General and Cash Funds

Continued funding for the Special Olympics is appropriated.

The Community Program appropriation is made in a block amount to the Division and the Division is to determine the type of service purchased and the method and amount of each allocation. The allocation will include services purchased from Community Center Boards. It also includes follow-along care, respite care and preventive dental hygiene services. The Division is to report, by November 1, 1981, to the General Assembly the allocation method, the number of cases served and the achievements accomplished as a result of program training. It is intended that there be no supplemental appropriation for this program in 1981-82.

DEPARTMENT OF INSTITUTIONS - Continued

The appropriation is based on a caseload for the Community Center Boards of 4,913 full program equivalent clients. This appropriation includes those clients from the state home and training schools who are to receive training in the community.

A fee is to be charged for community services based on an ability-to-pay scale and the funds collected shall be reported to the General Assembly by November 1, 1981.

It is intended that the caseload of 4,913 be fully allocated and that any unutilized cases be allocated to those Community Center Boards which are serving additional cases above their allocation.

A 5% local match is required.

Residential Programs - General and Cash Funds

The appropriation is for 770 full program equivalent clients. This includes 729 clients funded in 1980-81 and 41 additional clients (12-month average).

The daily rate for residential maintenance is:

| | <u>Adult Residential Service</u> | <u>Family Living Project</u> |
|--------------------|--------------------------------------|----------------------------------|
| Operating Expenses | \$ 8.30 per day | \$ 7.69 per day |
| Program Staff | 14.82 per day | 13.46 per day |
| | <u>\$23.12</u> | <u>\$21.15</u> |

The family living project is an additional service in the continuum of care and it provides for clients to live with individual families. The appropriation includes 103.5 clients in the family living project.

A 5% local match is required and a 5% vacancy rate is assumed.

Start-up funds are provided for 48 new beds.

Institutional Care - General and Cash Funds (1,418.0 FTE)

The appropriation for the three State Home and Training Schools has been combined in order to maximize the utilization of staff based on the needs of each school. The Division is to request budgets and report expenditures by each school in future budget submittals.

The staffing appropriation is based on the client population projections for the schools.

The population is the average daily projection for the year. It is assumed that early in the fiscal year, the actual attendance will exceed this average and, therefore changes in staffing patterns should only be made when changes in attendance occur.

| <u>1980-81 Appropriated Client Population</u> | <u>1981-82 Appropriated Client Population</u> |
|---|---|
| 1,282 | 1,184 |

DEPARTMENT OF INSTITUTIONS - Continued

The average daily population projection is based on the Department's request. The population is determined by the bed capacity for each institution as of June 30, 1982.

Staffing Ratios

| | <u>1980-81</u> <u>Appropriation</u> | <u>1981-82</u> <u>Appropriation</u> |
|---------------------|--|--|
| Direct Care | 1.52 clients:1 FTE staff | 1.37:1 |
| Program and Therapy | 9.0:1 | 10.7 :1 |
| Clinical | 55.3:1 | 52.2 :1 |
| Support | 5.6:1 | 5.3 :1 |
| Administration | 13.0:1 | 13.4 :1 |
| Clerical | 24.1:1 | 20.6 :1 |

Direct Care: The enhancement of staff to client is due to the satellite homes. Direct care staff for the on-campus facilities was determined by using the Sunada formula. Direct care staff for the satellite homes is based on a ratio of 7 FTE to every 8 clients. This was determined based on the size and location of the satellite homes. In addition, 7.0 FTE are appropriated to be utilized as needed by the schools. Nurses are included in the direct care ratios, but were not included in the determination of direct care staff.

Program and Therapy: The increased ratio is due to the number of clients who will go off campus to receive training. For those remaining on campus, the ratio is 9.0:1. With the addition of the State Education funds, the ratio will be 7.5:1 for those remaining on campus for training.

Clinical: The appropriation maintains the current level of staff.

Support: The appropriation includes a reduction of 10.0 FTE for the laundry since the laundry function will be contracted for at Ridge. An increase of 4.7 FTE is included for satellite home functions.

Administration: The administration staff is reduced by 10.2 FTE. The decrease in FTE includes 1.0 FTE from the laundry due to the contracting for laundry services, 3.0 FTE who will be included in the clerical category and 6.2 FTE who are not funded due to the decline in client population.

Clerical: The appropriation maintains the current staffing level, adds 3.0 FTE for the billing of Medicaid drug charges, and adds 3.0 FTE from the administration category.

Operating expenses are funded at a continuing level with adjustments for inflation and population decreases. Travel is appropriated at a continuing level. The utilities are increased due to the operations of the satellite facilities.

DEPARTMENT OF INSTITUTIONS - Continued

The Residential Incentive Allowance is funded at the 1980-81 level since client population is declining. The ESEA program and Deaf/Blind program are at a continuing level.

The appropriation for purchased services includes the laundry and security service contracts at Ridge, the contract with the state hospital at Pueblo and the purchase of inmate labor services at Grand Junction. The Facilities Lease Cost is based on the trustees' projection for 1981-82 payments.

The State Education Program appropriation provides spending authority for the expenditure of school district funds for students receiving training at the State Home and Training Schools.

JUDICIAL DEPARTMENT

| <u>APPROPRIATED FUNDS</u> | <u>1979-80 Actual</u> | <u>1980-81 Estimate</u> | <u>1981-82 Appropriation</u> |
|---------------------------------|---------------------------|-----------------------------|----------------------------------|
| Supreme Court | \$ 985,875 | \$ 1,521,256 | \$ 1,273,471 |
| Court of Appeals | 1,084,189 | 1,218,384 | 1,202,779 |
| Administration | 1,335,831 | 1,827,521 | 3,576,734 |
| Special Purpose | 2,489,219 | 2,788,005 | 5,220,024 |
| Judicial Heritage Complex | 285,257 | 450,893 | 442,011 |
| Data Processing | 758,775 | 669,549 | 736,179 |
| Trial Courts | 27,793,572 | 31,881,885 | 31,713,817 |
| Probation | 7,580,636 | 8,447,006 | 8,595,791 |
| Public Defender | 3,908,342 | 4,821,294 | 4,846,890 |
| H.B. 1365 | -- | -- | 487,479 |
| H.B. 1605 | -- | -- | 1,121 |
| S.B. 235 | -- | -- | 136,253 |
| TOTAL APPROPRIATED FUNDS | \$ 46,221,696 | \$ 53,625,793 | \$ 58,232,549 |
| General Fund | 44,991,295 | 52,255,107 | 58,002,988 |
| Cash Funds | 588,703 | 648,335 | 229,561 |
| Federal Funds | 641,698 | 722,351 | -0- |

SUPREME COURT - General Fund (36.5 FTE)

The appropriation includes funding for continuation of 36.5 FTE in the Supreme Court. An additional \$7,500 was appropriated in the operating expense line item for word processing equipment to expedite the preparation of opinions. Capital outlay is appropriated centrally to be allocated to all judicial agencies, including the Public Defender.

A 0.5% vacancy savings factor was applied to the personal services appropriation.

COURT OF APPEALS - General Fund (44.5 FTE)

The appropriation provides support for 44.5 FTE in the Court of Appeals office with an 0.5% vacancy savings factor applied to the personal services line item.

COURTS ADMINISTRATION - General and Cash Funds (32.0 FTE)

The increased appropriation in this section is due largely to the transfer of the Community Corrections, Diversion and Non-Residential Programs from the Department of Corrections. The programs were transferred to facilitate a more effective interface with probation services and a closer monitoring of delivery of services. The appropriation provides an increase in the daily rate and the number of clients to be served.

| | <u>Daily Rate</u> | | <u>Average Daily Attendance</u> | |
|---------------------|-------------------|----------------|---------------------------------|----------------|
| | <u>1980-81</u> | <u>1981-82</u> | <u>1980-81</u> | <u>1981-82</u> |
| Community Diversion | \$21.40 | \$23.11 | 153 clients | 244 clients |
| Non-Residential | \$10.00 | \$10.00 | 92 clients | 93 clients |

JUDICIAL DEPARTMENT - Continued

Administrative funds were also appropriated in this section's budget for monitoring and development of the program. The Department is required to establish criteria for placement of clients by the courts in these programs and to provide a summary of client-related data to the General Assembly.

The personal services appropriation includes funding for 1.0 County Courts Coordinator with an 0.5% vacancy savings factor. A final appropriation has been made for the Judicial Building's telephone system, and cash funds are provided for traffic court training in the court system.

H.B. 1365 appropriates additional funds for increases in judge's salaries as of January 1, 1982, and H.B. 1605 makes funds available for payment of a judgment against the Department, and S.B. 235 provides General Fund dollars for settlement of salary disputes with Judicial Department employees.

ADMINISTRATIVE SPECIAL PURPOSE - General and Cash Funds (3.5 FTE)

The appropriation for special purpose expenditures includes General Fund dollars for some programs partially supported on federal funds in FY 1980-81. These include the judicial training program; support for the annual judicial conference; dues for the National Center for State Courts; and support of the Judicial Planning Council. Additional appropriations were made to upgrade secretarial and law clerk salaries commensurate with other state agencies. Funds were appropriated for establishment of uniform employment testing in the Department.

An 0.5 Director position was appropriated to the Commission on Judicial Qualifications to assist with the increased investigation workload, and the floating court reporter appropriation no longer supports a full-time FTE.

The Judicial Department's merit increases, anniversary increases, and health insurance were also appropriated in this section.

JUDICIAL HERITAGE COMPLEX - General Fund (3.0 FTE)

The appropriation is for continuation of 3.0 FTE, with the utilities appropriation based on estimated need.

DEPARTMENTAL DATA PROCESSING - General Fund (13.0 FTE)

The personal services appropriation includes the transfer of 1.0 Data Processing Trainer from the Trial Courts section, who provides technical assistance at the local level in the use of the data processing system. An 0.5% vacancy savings factor was applied. The equipment rental appropriation increase is the result of an error made in the FY 1980-81 appropriation, underfunding that line item. Cash funding of this line item is no longer appropriate, as all data equipment has been moved to the General Government Computer Center.

The operating expenses include funds for the jury maintenance system, which has a one day, one trial process in part of the state.

TRIAL COURTS - General and Cash Funds (1,185.0 FTE)

The appropriation provides funding for 96% of the projected direct and indirect staff needs of the courts based on the judicial cost model. This results in an increase of 46.9 FTE performing support functions in the district and county courts. The appropriation also includes 4.0 Referees for the trial courts and 1.5 Referees for the small

JUDICIAL DEPARTMENT - Continued

claims courts. One Data Processing Trainer was transferred to the Data Processing section, and 4.0 FTE staffing the indigent screening units were appropriated in a separate line item. Four additional FTE were added to these units, and the offices are to be partially cash funded from collection of fees from eligible clients. Funds for a new screening unit in Arapahoe County are provided.

The personal services appropriation also eliminates funds for 21.0 Court Reporters in the county courts, but funds 21.0 clerk positions. Funds for taping equipment for these courts is included in the operating expense line item. A 1.4% vacancy savings was taken.

The Court-Appointed Counsel appropriation again allows the Chief Justice flexibility to contract with the Public Defender, or attorneys in private practice for conflict-of interest, public defender overload, and public defender unavailable services.

The appropriation for jury costs and court costs is at a continuing level based on FY 1980-81 expenditures. Funds have again been appropriated for purchase of microfilm services to relieve the increased demand for storage of court documents.

PROBATION - General Fund (368.4 FTE)

The appropriation for the Probation section provides 6.0 new FTE, including 5.0 Probation Officers and 1.0 Clerical for local offices. The Probation Officer II positions were upgraded from grade 55 to 56, and the Probation Officer III position was increased from grade 59 to grade 61. Funds were appropriated for contractual services with Employ-Ex to provide employment services to those leaving the correctional system.

A 2% vacancy savings was taken in personal services.

PUBLIC DEFENDER - General and Cash Funds (178.0 FTE)

The appropriation provides 16.0 additional FTE in the personal services line item. The increase includes 11.0 Attorneys, 2.0 Clerical, and 3.0 Investigators to assist in handling the increased demand for public defender services. Attorneys were appropriated based on a felony equivalent of 156 per attorney. The personal services appropriation also includes a 7½% salary increase for attorneys at the Public Defender III and IV level.

Additional funds were appropriated for Contract Services such as psychological evaluations, lie detector testing, etc., and for maintenance of local office space. General Fund support was continued for the Appellate Paralegal Services to save attorney time and for the Junveile Staff Support provided by paralegals in four offices in the state.

DEPARTMENT OF LABOR AND EMPLOYMENT

| | 1979-80 <u>Actual</u> | 1980-81 <u>Estimate</u> | 1981-82 <u>Appropriation</u> |
|-----------------------------------|--------------------------|----------------------------|---------------------------------|
| <u>APPROPRIATED FUNDS</u> | | | |
| Executive Director's Office | \$ 22,533,775 | \$ 23,668,637 | \$ 1,353,687 |
| Employment and Training Division | 35,241,732* | 37,169,987* | 4,528,812* |
| Division of Labor | 2,377,844 | 2,647,718 | 2,718,644 |
| State Compensation Insurance Fund | 5,973,278 | 6,633,794 | 6,604,534 |
| Industrial Commission | <u>163,135</u> | <u>208,916</u> | <u>207,674</u> |
| TOTAL APPROPRIATED FUNDS | \$ 66,289,764 | \$ 70,329,052 | \$ 15,413,351 |
| General Fund | 2,252,372 | 2,499,322 | 2,826,107 |
| Cash Funds | 6,550,268 | 7,450,280 | 7,590,441 |
| Federal Funds | 57,487,124 | 60,379,450 | 4,996,803 |

*Includes the Public Employees' Social Security Section appropriation.

NON-APPROPRIATED FUNDS

| | | | |
|--|-------|-------|-------------------|
| Balance of State CETA | * | * | \$ 15,929,938 |
| Office of Manpower Planning and Development | * | * | 3,280,000 |
| Employment and Training | * | * | <u>28,322,633</u> |
| TOTAL NON-PPROPRIATED FUNDS | * | * | \$ 47,532,571 |

*These amounts were previously included under appropriated funds. The Governor has vetoed their inclusion in the 1981-82 Long Bill.

APPROPRIATED FUNDS

EXECUTIVE DIRECTOR'S OFFICE - General, Cash and Federal Funds (20.2 FTE)

The appropriation decreases staff in the Executive Director's Office by 1.0 FTE. The Department's decentralized personnel section (16.2 FTE, \$328,819) is appropriated under this office for the first time. No appropriation for this function was included in the 1980-81 Long Bill.

The personal services, operating expenses and department personnel funding splits are based on the Department's computation of the relative size of federal, cash and general fund payrolls within the Department.

The increase in General Fund is due to an appropriation of \$231,100 as a settlement on the Grant Street/14th and Broadway property. An additional \$111,900 in cash funds from the collection of statewide indirect cost recoveries from federal programs is included as part of the settlement. A footnote is included that indicates that the expenditure of this appropriation is contingent upon the release by the federal government of funds available to the state under section 903 of the Social Security Act, commonly referred to as Reed Act Funds.

The General Fund has been offset by \$19,474 in cash funds to be collected from state-wide indirect cost recoveries from cash funded programs.

DEPARTMENT OF LABOR AND EMPLOYMENT - Continued

DIVISION OF EMPLOYMENT AND TRAINING - General, Cash and Federal Funds (1,073 FTE)

General Funds are appropriated as the state's contribution to the matching requirement for the Work Incentive Program. These funds have previously been requested by and appropriated to the State Department of Social Services. This funding mechanism allows for the appropriation of these federal funds. A footnote is included that indicates that Social Services is to continue to request the funds but that they will be appropriated here.

\$191,843 is appropriated to support a continuing level of staff in the Public Employees Social Security Section.

DIVISION OF LABOR - General, Cash and Federal Funds (117.1 FTE)

The staffing appropriation by subprogram is as follows:

| | |
|---------------------------|--------------|
| Administration | 6.6 |
| Data Processing | 11.0 |
| Wage Claims | 8.5 |
| Migrant Labor | 2.5 |
| Employment and Theatrical | 1.5 |
| Apprenticeship | 4.0 |
| Labor Relations | 3.0 |
| Workmen's Compensation | 46.0 |
| Major Medical | 3.0 |
| Boiler Inspection | 13.0 |
| Public Safety | 1.0 |
| Oil Inspection | 17.0 |
| | <u>117.1</u> |

The appropriation is based on switching 4.0 FTE from cash funds appropriated to the General Government Computer Center to General Funds appropriated to the Division's ADP section; addition of 1.0 FTE court hearing reporter in Workmen's Compensation; addition of 1.0 FTE secretary for the Grand Junction Workmen's Compensation Office; and the addition of 1.0 FTE Investigator in the Wage Claims section. All other programs are at a continuing level. A vacancy savings rate of 2.2% was taken.

STATE COMPENSATION INSURANCE FUND - Cash Funds (246.5 FTE)

This appropriation adds 1.0 FTE Building Security Guard and 2.0 FTE Accident Prevention Specialists. The appropriation reduces staff in the Claims Section from 100.1 FTE to 86.5 FTE.

The appropriation includes \$575,000 for data processing services to be purchased from the Division of Employment and Training, an increase of \$51,904 over FY 1980-81.

A vacancy savings rate of 2.2% was taken.

A footnote is included that indicates that the Fund is to submit a complete ADP plan to the Joint Budget Committee and the Department of Administration, Division of ADP.

INDUSTRIAL COMMISSION - General and Cash Funds (7.0 FTE)

The appropriation is for a continuing level of staff.

DEPARTMENT OF LABOR AND EMPLOYMENT - Continued

NON-APPROPRIATED FUNDS

Federal funds shown are considered to be for informational purposes only. The General Assembly has no control under current legislation over the receipt or expenditure of these funds. Federal funds into the Department are expected to decrease.

DEPARTMENT OF LAW

| <u>APPROPRIATED FUNDS</u> | <u>1979-80</u> <u>Actual</u> | <u>1980-81</u> <u>Estimate</u> | <u>1981-82</u> <u>Appropriation</u> |
|---------------------------------|---------------------------------|-----------------------------------|--|
| General Fund | \$ 3,332,776 | \$ 3,138,396 | \$ 1,711,350 |
| Cash Funds | 2,150,530 | 3,292,932 | 4,519,587 |
| Federal Funds | <u>257,463</u> | <u>235,781</u> | <u>89,079</u> |
| TOTAL APPROPRIATED FUNDS | \$ 5,740,769 | \$ 6,667,109 | \$ 6,320,016 |

The appropriation places all Colorado state agencies on the Oregon Plan. This means that a state agency will receive the appropriation to purchase legal services provided by the Attorney General. In the past, the appropriation has gone to the Attorney General and he has decided how to allocate legal services to the state agencies. The primary reason for the Legislature adopting the Oregon Plan is to place the appropriation in the budget where control can be instituted. Each agency's Executive Director is now responsible for allocating the legal services appropriation among the various divisions or institutions within his or her agency. Below is a chart which provides the rationale for each agency's appropriation. The rate of \$28.96 an hour includes attorneys, investigators, and clerical FTE; operating expenses; travel; and special witness fees.

| | <u>Hours</u> | <u>\$28.96</u> | <u>General</u> <u>Fund</u> | <u>Cash</u> <u>Funds</u> | <u>Federal</u> <u>Funds</u> |
|----------------------|----------------|--------------------|-------------------------------|-----------------------------|--------------------------------|
| Administration | 2,002 | \$ 57,978 | \$ 57,978 | \$ -- | \$ -- |
| Agriculture | 1,610 | 46,626 | 35,440 | 11,186 | -- |
| Corrections | 4,861 | 140,775 | 140,775 | -- | -- |
| DA Appeals | 20,240 | 586,150 | 586,150 | -- | -- |
| Education | 1,976 | 57,225 | 57,225 | -- | -- |
| Governor | 3,359 | 97,277 | 97,277 | -- | -- |
| Health | 13,543 | 392,205 | 346,395 | -- | 45,810 |
| CCHE | 12,330 | 357,077 | 96,768 | 260,309 | -- |
| Highways | 12,500 | 362,000 | -- | 146,176 | 215,824 |
| Institutions | 5,500 | 159,280 | 159,280 | -- | -- |
| Judicial | 919 | 26,614 | 26,614 | -- | -- |
| Labor and Employment | 9,000 | 260,640 | 99,982 | 14,909 | 145,749 |
| Law | 17,665 | 511,578 | 308,365 | 203,213 | -- |
| Legislature | 700 | 20,272 | 20,272 | -- | -- |
| Local Affairs | 3,100 | 89,776 | 52,896 | -- | 36,880 |
| Military Affairs | 79 | 2,288 | 2,288 | -- | -- |
| Natural Resources | 20,000 | 579,200 | 430,635 | 133,158 | 15,407 |
| PERA | 660 | 19,114 | -- | 19,114 | -- |
| Personnel | 2,400 | 69,504 | 51,843 | 17,661 | -- |
| OSPB | 432 | 12,511 | 12,511 | -- | -- |
| Regulatory Agencies | 31,900 | 923,824 | 159,175 | 749,129 | 15,520 |
| Revenue | 12,000 | 347,520 | 213,482 | 134,038 | -- |
| Social Services | 8,900 | 257,744 | 185,395 | 54,745 | 17,604 |
| State | 650 | 18,824 | 18,824 | -- | -- |
| Treasury | 625 | 18,100 | 18,000 | -- | -- |
| | <u>186,951</u> | <u>\$5,414,102</u> | <u>\$3,177,670</u> | <u>\$1,743,638</u> | <u>\$492,794</u> |

DEPARTMENT OF LAW - Continued

The intent of the General Assembly is to encourage an agency to utilize non-General Fund sources to pay for legal services. Therefore, the General Assembly will not consider replacing the General Fund with cash funds until the cash generated exceeds the appropriation by 15%. Conversely, to encourage conservation of legal services, agencies may utilize up to 15% of the appropriation for expenditures for non-legal services if such expenditures are in accordance with existing statutes.

The programs funded to the Department of Law in the Oregon Plan are based on the following allocation of hours:

| | |
|------------------------------|--------------|
| District Attorney's Appeals | 20,240 hours |
| Consumer Protection | 5,666 hours |
| Organized Crime Strike Force | 6,758 hours |
| Miscellaneous | 5,241 hours |

No hours are included for the previously federally funded antitrust unit.

The other special purpose line items contained in the appropriation were previously funded as special purpose, with the exception of securities investigation. This appropriation was made assuming S.B. 419 did not pass. Since S.B. 419 became law, it is the intent of the General Assembly to recommend a negative supplemental and to eliminate this line item in 1982.

LEGISLATIVE BRANCH

| <u>APPROPRIATED FUNDS</u> | <u>1979-80</u> <u>Actual</u> | <u>1980-81</u> <u>Estimate</u> | <u>1981-82</u> <u>Appropriation</u> |
|----------------------------------|---------------------------------|-----------------------------------|--|
| General Assembly | \$ 3,076,696 | \$ 4,233,646 | \$ 4,586,187 |
| State Auditor | 2,581,962 | 3,129,768 | 3,195,288 |
| Joint Budget Committee | 332,499 | 428,982 | 510,000 |
| Legislative Council | 784,095 | 959,300 | 996,672 |
| Legislative Studies | 167,635 | 179,264 | 184,575 |
| Legislative Drafting Office | 659,044 | 763,495 | 809,183 |
| Office of Revisor of Statutes | 285,015 | 788,862 | 839,315 |
| Committee on Legal Services | 20,535 | 67,000 | 67,000 |
| Commission on Uniform State Laws | 12,472 | 13,250 | 14,150 |
| Air Pollution Study | 539,000 | -- | -- |
| TOTAL APPROPRIATED FUNDS | \$ 8,458,953 | \$ 10,563,567 | \$ 11,202,370 |
| General Fund | 8,414,553 | 10,538,567 | 11,152,370 |
| Cash Funds | 44,400 | 25,000 | 50,000 |

GENERAL ASSEMBLY - General and Cash Funds

This appropriation includes funds for the members' monthly salaries; per diem payments for legislators working on the interim committees authorized by law or resolution; and the retirement, health insurance, travel and lodging costs of the members of the General Assembly.

The appropriation is based upon an estimated 130 days of sessions in 1981 and 1982. It provided for 33 part-time employees in the House and 25 part-time employees in the Senate. In addition, there are 24 year-round employees; 12 in the House, and 12 in the Senate.

Also included in the appropriation is \$132,000 for Capitol Security, \$100,000 for remodeling and equipment purchases, \$306,600 for the CLEAR system, \$106,717 for dues to national organizations to which the General Assembly belongs, \$20,272 for legal services provided by the Office of the Attorney General, and \$26,550 for the Interstate Compact for Education. In addition, funds are provided for operating expenses, capital outlay, accumulation of tax profile data, and a contingency amount.

STATE AUDITOR - General Fund (75.0 FTE)

The appropriation provides for a continuing level of staff. The percentage of productive audit time has increased up to 62%; so that the staff will be producing 95,430 direct hours of audit services in 1981-82. In addition to these hours of service, the State Auditor will contract for approximately 25,000 hours of audit services from private CPA firms. The appropriation includes \$100,000 as a contingency reserve that will be utilized only if needed. The State Auditor continues to bill the federal government for all allowable costs, and it is estimated that these billings will result in a deposit to the General Fund of \$300,000.

LEGISLATIVE BRANCH - Continued

JOINT BUDGET COMMITTEE - General Fund (14.5 FTE)

The appropriation includes a one-time funding of \$30,000 for the purchase of a study of the mental health system. The results of the study will be utilized in determining appropriate funding levels for the provision of mental health services. Also included in the appropriation are funds for a continuing level of staff, travel expenses for members of the Committee, and funds for the necessary operational expenses.

LEGISLATIVE COUNCIL - General Fund (32.0 FTE)

In 1981-82, the staff of the Council will continue to provide estimates of the State's General Fund revenue. A continuing level of permanent staff is provided for in the appropriation. Also included are funds for the payment of travel expenses of Legislative Council members when they serve on National Conference of State Legislatures task forces or when they meet with members of the Colorado Congressional delegation.

LEGISLATIVE STUDIES - General Fund

Though the appropriation has been increased by only 3% above the 1980-81 level, a continuation of the same level of study activity is anticipated for 1981-82.

LEGISLATIVE DRAFTING OFFICE - General Fund (25.0 FTE)

The appropriation for the Legislative Drafting Office continues the present level of staff and the services they provide.

OFFICE OF REVISOR OF STATUTES - General Fund (19.0 FTE)

The appropriation is based upon an estimate of the workload of the 1982 Session and provides for a continuing level of staff.

COMMITTEE ON LEGAL SERVICES - General Fund

The 1980-81 appropriation is the same amount which has been appropriated for the past several years for the provision of legal services to the Legislative Branch.

COLORADO COMMISSION ON UNIFORM STATE LAWS - General Fund

The appropriation is increased to account for the increased dues to the National Conference of Commissioners on Uniform State Laws.

DEPARTMENT OF LOCAL AFFAIRS

| | <u>1979-80</u> | <u>1980-81</u> | <u>1981-82</u> |
|--|-------------------|-------------------|-------------------------|
| | <u>Actual</u> | <u>Estimate</u> | <u>Appropriation</u> |
| <u>APPROPRIATED FUNDS</u> | | | |
| Executive Director | \$ 15,997,245 | \$ 12,658,362 | \$ 23,140,085 |
| Colorado Bureau of Investigation | 3,792,260 | 4,076,761 | 3,817,431 |
| Colorado Law Enforcement Training Academy | 438,707 | 463,589 | 538,669 |
| Commerce and Development | 1,595,895 | 1,756,050 | 1,242,420 |
| Criminal Justice | 6,810,573 | 6,670,174 | -0- |
| Housing | 475,584 | 8,448,660 | 5,808,294 ^{1/} |
| Local Government Planning | 1,132,108 | 1,973,445 | 1,490,083 ^{1/} |
| Property Taxation | 1,057,604 | 1,147,000 | 1,105,492 |
| TOTAL APPROPRIATED FUNDS | \$ 32,681,153 | \$ 38,548,499 | \$ 37,142,474 |
| General Fund | 9,307,316 | 13,323,122 | 11,179,403 |
| Cash Funds | 14,573,478 | 11,377,480 | 20,919,440 |
| Federal Funds | 8,800,359 | 13,847,897 | 5,043,631 |

^{1/} For the first time in 1981-82, the appropriation for Planning is included within the appropriation for the Division of Local Government.

OFFICE OF THE EXECUTIVE DIRECTOR - General, Cash and Federal Funds (17.0 FTE)

A) Administration

The personal services appropriation for administrative staff is 11.5 FTE, an overall decrease of 0.2 FTE from the current year. The changes include the transfer of 1.0 Accounting Technician III from the Colorado Bureau of Investigation; the addition of the following positions - 1.0 Accounting Technician II (cash funded) to process contracts for the Impact Assistance Program, 0.5 Secretary formerly paid through Law Enforcement Assistance Administration funds, and 0.3 Budget Officer hired during 1980-81; the transfer of 1.0 Computer Programmer to the Administration of Justice Computer Center at the Colorado Bureau of Investigation; and the deletion of the following positions - 1.0 Accounting Technician II and 1.0 Accounting Technician III. The appropriation includes \$85,021 in cash funds earned through federal and statewide indirect cost recoveries, and \$14,851 from the Severance Tax Fund for the new Accounting Technician II position. No vacancy savings has been applied.

The Board of Assessment Appeals (1.0 FTE) appropriation is at the requested level. There are two new line items included in 1981-82, one for Oregon Plan legal services, and the other for the Juvenile Justice program (2.5 FTE) transferred from the Division of Criminal Justice. These two new line items account for the federal funds for 1981-82.

The appropriation for Denver Cultural Facilities is for support of the Denver Art Museum, the Denver Botanic Gardens, the Denver Museum of Natural History, and the Denver Zoo.

DEPARTMENT OF LOCAL AFFAIRS - Continued

B) Impact Assistance Program

The appropriation for administration includes 2.0 FTE, a decrease of 5.5 FTE from the current year, to be funded from mineral impact and severance tax funds. The decreased appropriation is a result of appropriating Oil Shale Trust Funds through the Department of the Treasury to the four impacted counties which significantly reduces the state's administrative responsibilities. The total estimated expenditures from mineral impact and severance tax funds are also reflected in the appropriation.

COLORADO BUREAU OF INVESTIGATION - General, Cash and Federal Funds (92.3 FTE)

A) Investigation

The personal services appropriation is for 65.3 FTE, an increase of 1.8 FTE over the current year. This includes an elimination of 1.0 FTE in the Uniform Crime Reporting Section, and the transfer of 1.0 Accounting Technician III to the Office of the Executive Director, as well as the addition of 1.0 Serologist in the Pueblo Laboratory, 2.0 Senior Administrative Clerk Typists in the Crime Information Center to process criminal dispositions and court orders, and 0.8 Fingerprint Technician to process fingerprint applications for the Division of Insurance and the Colorado Racing Commission. It is the intent of the General Assembly that full fingerprint file checks be provided without charge to these two divisions. A vacancy savings of 0.9% has been applied.

Cash funding authority and 4.0 FTE are appropriated to conduct a full fingerprint file check for all non-criminal justice applications, except for applications from the Division of Insurance and the Colorado Racing Commission.

The line item for maintaining data on illegal aliens is appropriated at the requested level. It is the intent of the General Assembly that the Bureau submit a report to the Joint Budget Committee, by November 1, 1981, outlining the accomplishments of the reporting program. The report should include data in sufficient detail to permit an examination of the cost-effectiveness of the program.

There is no appropriation of funds for the Medicaid Fraud Investigation Unit.

B) Administration of Justice Computer Center (formerly Colorado Crime Information Center)

The personal services appropriation is for 17.0 FTE, an increase of 3.0 FTE over the current year. This includes the transfer of 1.0 Computer Programmer from the Office of the Executive Director and 1.0 Programmer C from the General Government Computer Center and the addition of 1.0 Secretary to provide clerical support for the Center. The appropriation for operating costs has been increased to cover the costs of new terminals and telephone lines. The appropriations for the Highway Safety program and ADP services for the Department of Corrections are at a continuation level.

DEPARTMENT OF LOCAL AFFAIRS - Continued

COLORADO LAW ENFORCEMENT TRAINING ACADEMY - General Fund (11.0 FTE)

The personal services appropriation includes 3.5 FTE funded in 1980-81 through a Law Enforcement Assistance Administration Grant - 1.0 Legal Training Specialist, 2.0 Training Specialists, and 0.5 Senior Administrative Clerk Typist. The appropriation for contract instructors has been decreased as requested. The appropriation for reimbursement for training courses offered through local governments and community colleges is based upon the 460 law enforcement officers which these academies expect to train. With this appropriation, it is the intent of the General Assembly that these funds provide for basic law enforcement training courses of 300 hours in a seven-week time period leading to certification of local law enforcement officers. The appropriation for Purchase of Inmate Services has been decreased based on actual expenditures over the last two years. There is one new line item for utilities at the facility at Camp George West. In previous years, the expenditures for utilities have been included within the appropriation for operating expenses.

DIVISION OF COMMERCE AND DEVELOPMENT - General and Federal Funds (18.0 FTE)

The personal services appropriation is for a continuation level of funding - 6.0 FTE in the Office of Business Development and Training, 1.0 FTE in the Office of Rural Development to work with the Main Street Revitalization Program, and 7.0 FTE in the Office of Tourism. Printing and Literature and Advertising for Tourism are appropriated at the requested levels. The Motion Picture Commission appropriation is at the requested level (4.0 FTE).

DIVISION OF CRIMINAL JUSTICE

There is no General Fund appropriation for the Division in 1981-82. The following positions have been transferred from the Division to other offices - 2.5 FTE in the Juvenile Justice program to the Executive Director's Office, and 2.0 Criminal Justice Specialists to the Division of Planning in the Office of State Planning and Budgeting to staff necessary studies in various areas of criminal justice.

DIVISION OF HOUSING - General, Cash and Federal Funds (20.0 FTE)

The personal services appropriation reflects a continuation level of funding. No vacancy savings has been applied. The appropriation for the Housing Rehabilitation and Construction Grants program is \$100,000 less than the current year. The appropriation for the State Weatherization program is at the requested level of funding. The cash spending authority for the program to develop Energy Efficiency Construction Standards is at the requested level. The federal funds are for a weatherization program funded by the Department of Energy which does not require a state match.

DIVISION OF LOCAL GOVERNMENT - General, Cash and Federal Funds (24.0 FTE)

During 1980-81, the Department of Local Affairs merged the Division of Planning into the Division of Local Government. The appropriation for 1981-82 reflects this merger.

The personal services appropriation reflects a decrease of 6.5 FTE from the current year. The decrease includes the elimination of 1.0 Planner serving as one of the Field Representatives with local governments, 3.5 FTE working with land use assistance, 3.0 FTE assigned to the Clearinghouse program, and 1.0 Administrative Officer III

DEPARTMENT OF LOCAL AFFAIRS - Continued

assigned to work with the various grant programs administered by the Division. The additional positions appropriated for 1981-82 are 1.0 Administrative Clerk Typist and 1.0 Administrative Officer I-B to serve as a training officer to assist local government officials in becoming familiar with the state system. The 2.0 FTE shown in the line item for the Land Use Commission in 1980-81 are included within the total personal services appropriation for 1981-82. No vacancy savings has been applied. It is the intent of the General Assembly with this appropriation, that the services provided to rural Colorado continue at the current staffing level.

The appropriations for Sewage Treatment Planning and Engineering funds and Emergency Water and Sewer Grants are at the requested levels. The appropriation does not, however, include any funding for Supplemental Land Use Planning. The funding for the Local Government Reporting System is included in the appropriation for operating expenses.

The appropriation for the Land Use Commission provides for operating and travel expenses at a continuation level. The Central Information Reception Agency is funded at a continuation level. The Automated Mapping System is also funded at a continuing level with the stipulation that half of its revenue be generated from user fees. The cash funding authority includes \$1,964 for statewide indirect cost recoveries. The federal funds are for continuation of the Water Quality program which does not require any state match.

DIVISION OF PROPERTY TAXATION - General Fund (36.0 FTE)

The personal services appropriation reflects a continuation level of staffing. No vacancy savings has been applied.

A new line item has been added for 1981-82 which represents the funding for the annual school which the Division holds for assessors and their employees to provide training in assessment techniques and procedures. In 1980-81 and prior years, the funding for the school was included under the personal services appropriation for the Division.

The appropriation for the Property Tax Advisory Committee provides for travel and per diem expenses at a continuation level.

The Automated Data Processing Services appropriation is for use of data systems at the General Government Computer Center. It is the intent of the General Assembly that the software computer programs for the Division of Property Taxation, which are currently stored at the General Government Computer Center, be transferred to the computer at the Colorado Bureau of Investigation by July 1, 1982.

DEPARTMENT OF MILITARY AFFAIRS

| | <u>1979-80</u> <u>Actual</u> | <u>1980-81</u> <u>Estimate</u> | <u>1981-82</u> <u>Appropriation</u> |
|------------------------------|---------------------------------|-----------------------------------|--|
| <u>APPROPRIATED FUNDS</u> | | | |
| National Guard | \$ 1,062,995 | \$ 1,232,375 | \$ 1,320,596 |
| Disaster Emergency Services | 798,089 | 957,379 | 755,303 |
| Civil Air Patrol | <u>72,624</u> | <u>90,671</u> | <u>96,888</u> |
| TOTAL APPROPRIATED FUNDS | \$ 1,933,708 | \$ 2,280,425 | \$ 2,172,787 |
| General Fund | 1,101,253 | 1,311,651 | 1,327,732 |
| Cash Funds | 106,674 | 40,166 | 20,166 |
| Federal Funds | 725,781 | 928,608 | 824,889 |

National Guard - General, Cash and Federal Funds (25.2 FTE)

The personal services appropriation is for a continuing level and includes funds for custodial care of the armories and security services at Camp George West. FTE changes reflect 0.2 fewer custodial FTE because funds for hourly pay for custodial services are included in the personal services line item. The additional 8.0 FTE reflect federally funded FTE providing security at Buckley Air National Guard Base.

Twenty thousand dollars in cash spending authority provided in 1980-81 from \$1 of every \$5 generated from armory rentals is not appropriated for 1981-82. Very low rental revenues in 1980-81 do not warrant continuing this program.

Forty thousand dollars appropriated for telephone improvements at Camp George West and the Armory at 300 Logan provides for 1981-82 installation and recurring costs at both facilities and buy-out of the equipment at 300 Logan in September, 1983.

Disaster Emergency Services - General and Federal Funds (16.0 FTE)

The personal services appropriation is for a continuing staffing level.

Additional travel funds will enable the Communications Warning Officer funded in 1980-81 to inspect and test portions of the warning system throughout the state.

Federal contracts are funded as requested, including a 25% state match for training and education programs which previously were fully federally funded.

Funds are provided to continue equipping the Emergency Operations Center and to activate the Center for disasters and exercise of disaster plans.

Civil Air Patrol - General Fund (1.0 FTE)

The appropriation is for a continuing level of funding and includes insurance and maintenance costs for all state-owned aircraft and for 50% of the aircraft owned by the Civil Air Patrol.

DEPARTMENT OF NATURAL RESOURCES

| | <u>1979-80</u> <u>Actual</u> | <u>1980-81</u> <u>Estimate</u> | <u>1981-82</u> <u>Appropriation</u> |
|-------------------------------------|---------------------------------|-----------------------------------|--|
| <u>APPROPRIATED FUNDS</u> | | | |
| Executive Director | \$ 1,721,715 | \$ 1,986,064 | \$ 2,049,152 |
| Administrative Services | 933,962 | 1,032,869 | 1,020,004 |
| Mined Land Reclamation | 956,756 | 794,709 | 800,803 |
| Division of Mines | 811,268 | 516,438 | -0- |
| Geological Survey | 1,125,997 | 1,118,648 | 1,273,603 |
| Oil and Gas Conservation Commission | 432,640 | 486,342 | 434,104 |
| State Board of Land Commissioners | 768,446 | 1,078,146 | 806,711 |
| Parks and Outdoor Recreation | 4,834,522 | 5,436,112 | 4,990,622 |
| Water Conservation Board | 1,058,832 | 1,220,368 | 1,067,694 |
| Water Resources Division | 5,873,806 | 5,825,427 | 5,709,679 |
| Division of Wildlife | | | |
| Game Operations | 14,772,979 | 17,759,172 | 18,062,976 ^{1/} |
| Non-Game Programs | 1,864,509 | 1,184,195 | 1,346,074 |
| Federal Aid | 4,049,239 | 4,288,329 | 3,880,738 |
| Soil Conservation Board | 347,605 | 274,068 | 357,140 |
| S.B. 5 | -- | -- | 60,117 |
| TOTAL APPROPRIATED FUNDS | \$ 39,552,276 | \$ 43,000,887 | \$ 41,859,417 |
| General Fund | 10,221,627 | 12,551,218 | 11,292,523 |
| Cash Funds | 21,512,042 | 24,565,564 | 25,128,359 |
| Federal Funds | 7,818,607 | 5,884,105 | 5,438,535 |

EXECUTIVE DIRECTOR - General, Cash and Federal Funds (26.0 FTE)

The appropriation deletes funding for the state/federal coal coordinator. The Natural Areas program is appropriated at a level equal to the FY 1980-81 appropriation. An increase in operating expenses is provided with General Fund because of the anticipated loss of federal funds supporting the Joint Review Process.

The work area, formerly known as the Division of Mines, is now appropriated in the Executive Director's Office. The General Fund appropriation continues support for 6.0 FTE. The cash funds appropriation, contained in S.B. 5, is expected to provide for at least 2.0 FTE. The source of this cash will be revenues from permits and licenses. The federally funded mine safety program appropriation reflects the anticipated level of federal support for the program.

ADMINISTRATIVE SERVICES - General and Cash Funds (43.3 FTE)

A continuing level of staff is funded. The General Fund decrease is a result of higher indirect cost recoveries for 1981-82.

^{1/} Includes H.B. 1398.

DEPARTMENT OF NATURAL RESOURCES - Continued

MINED LAND RECLAMATION - General and Federal Funds (32.0 FTE)

The appropriation provides for a continuing level of staffing. This staff is sufficient to provide 1,380 project inspections for the non-coal division and 1,104 inspections for the coal division. It is the intent of the General Assembly that the inspectors spend no more than one day in the office for every one day they spend in the field.

The non-coal section is totally General Fund appropriated, and the section is expected to devote at least 65% of its efforts to providing services to the sand and gravel industry. This level was selected because 65% of the revenues generated by this section are from the sand and gravel industry. The coal section is appropriated at a level of 20% General Fund and 80% federal fund support.

GEOLOGICAL SURVEY - General, Cash and Federal Funds (16.0 FTE)

The cash funds appropriation for the revolving printing and publication fund is increased due to increased demand for publications. The geothermal contract, completed in March, 1981, is not continued. All other activities are appropriated at a continuing level. The decrease in number of FTE reflects the fact that federally funded FTE are not appropriated for 1981-82.

OIL AND GAS CONSERVATION COMMISSION - Cash Funds (14.0 FTE)

A \$5,000 revolving cash fund is appropriated to absorb the costs of copying and printing of well file and statistical information and into which proceeds from the sale of copies and statistical reports will be deposited. The methane in coal beds contract funded in 1980-81 has been taken over by Geological Survey and was not requested. All other activities are funded at a continuing level.

STATE BOARD OF LAND COMMISSIONERS - General and Cash Funds (29.5 FTE)

Staffing for the Commissioners is appropriated at a continuing level. The travel and subsistence appropriation is increased by 30% in order to permit increased field work activity by the staff. No funds are provided for water rights development because of the difficulties the Board has had in trying to utilize previous appropriations for this development. The cash funds appropriation reflects anticipated revenues to the statutorily established management fund.

PARKS AND OUTDOOR RECREATION - General, Cash and Federal Funds (150.0 FTE)

All estimated cash receipts to the Division have been appropriated. Federal funding is expected to be received for the youth conservation corps and the young adult conservation corps programs. The General Fund appropriation represents the amount of the difference between the total program need and the amount which can be raised from cash and federal sources.

The intent of the General Assembly continues to be toward an increase of staff in the parks and recreation areas, and a decrease of staff in planning and administrative roles. In order to achieve these changes, the staff has been appropriated in two categories; Administrative Staff and Direct Service Staff. The staffing pattern for the Administrative Staff is as follows:

DEPARTMENT OF NATURAL RESOURCES - Continued

| | |
|-----------------------------------|-----------------|
| Director's Office | 3.0 FTE |
| Information and Education | 1.0 FTE |
| Sign Shop | 1.0 FTE |
| Budget | 1.0 FTE |
| Area Rehabilitation | 2.0 FTE |
| Construction Management | 2.0 FTE |
| Acquisition and Lease Maintenance | 1.0 FTE |
| Land and Water Program | 5.0 FTE |
| Statewide Services | 2.0 FTE |
| Business Management | 4.0 FTE |
| Boat Licenses | 3.0 FTE |
| R.V. Licenses | 1.0 FTE |
| Snowmobile Licenses | 1.0 FTE |
| Regional Management | 8.0 FTE |
| | <u>35.0 FTE</u> |

The Direct Services Staff appropriation of 99.0 FTE includes: 21.0 FTE Park Managers, 75.0 FTE Rangers and Utility Workers, and 3.0 FTE Clerical.

It is intended that the summer work program hire Colorado resident college students to work in the program. The same program contains a \$91,300 General Fund appropriation to be utilized during the months of July, August and September, to hire additional personnel to staff entrances to state parks that previously have not been staffed. A comparison of the additional revenue generated, and the cost of the program, will be made after September. Inmates in state correctional facilities will be performing general work projects in 1981-82, and it is intended that a number of these projects be in the state park system. State support for the trails committee has been significantly increased.

For the first time, the Division is appropriated funds to be used to contract with the Division of Wildlife for the provision of mass media information services.

WATER CONSERVATION BOARD - General and Cash Funds (25.0 FTE)

The appropriation is sufficient to provide a continued level of staffing in FY 1981-82. The distribution funds for flood plain studies are discontinued because the need for these studies has matured to the point where state assistance is no longer necessary.

WATER RESOURCES DIVISION - General and Cash Funds (217.2 FTE)

Two additional FTE are added to strengthen the dam inspection program. Additional coverage should be provided by decentralizing the program administration.

DIVISION OF WILDLIFE

A. Game Operations - Cash Funds (476.9 FTE)

The appropriation is very similar to the 1980-81 appropriation. 0.5 FTE was added for pheasant habitat development, and 1.0 FTE, plus all associated funding of the "Operation Game Thief Program", was eliminated. \$35,000 of the appropriation may be earned through the Division providing mass media information services for the Division of Parks and Outdoor Recreation.

DEPARTMENT OF NATURAL RESOURCES - Continued

Major increases in funding are as follows: \$84,000 to purchase warmwater fish; \$33,625 for safety training of division staff; \$30,000 to publish a statewide map of wildlife properties; and \$379,291 for payment of statewide indirect costs. The last appropriation reflects the fact that for the first time, the Division is paying indirect costs to cover the services provided to the Division by state agencies outside of the Department of Natural Resources.

It is anticipated that in 1982-83 there will either be a license fee increase or a sizeable reduction of staff in the Division. H.B. 1398 appropriates \$15,000 for the prevention of game damage and the payment of damage claims from nurseries.

B. Non-Game Programs - General, Cash and Federal Funds (36.9 FTE)

The General Fund appropriation remains at a constant level. The cash funds appropriation reflects the anticipated 1981 cash revenues from the income tax checkoff fund. These funds are appropriated in a manner to maximize receipt of federal funds. The appropriation of management funds for Barr Lake states that the funds may be used solely at that area. This prohibits the expenditure of this appropriation for work on other urban area sites. An appropriation of \$28,548 is to be utilized for the payment of indirect costs for services provided by other, non-departmental agencies, to this program.

C. Federal Aid - Cash and Federal Funds (112.7 FTE)

The appropriation continues the same level of staff as was appropriated in 1980-81. The appropriation includes the continuation of the sportsman data base, and deer and elk census count efforts that were begun last year. The appropriation is in a new format for this fiscal year in order to increase understanding of the federal aid activity of the Division.

SOIL CONSERVATION BOARD - General and Cash Funds (4.0 FTE)

The appropriation includes contractual funds for drafting services in order to bring records of the Board up to date. The appropriation for disbursements to local soil conservation boards has been increased by 10% over the 1980-81 level.

DEPARTMENT OF PERSONNEL

| | <u>1979-80</u> <u>Actual</u> | <u>1980-81</u> <u>Estimate</u> | <u>1981-82</u> <u>Appropriation</u> |
|---------------------------|---------------------------------|-----------------------------------|--|
| <u>APPROPRIATED FUNDS</u> | | | |
| General Fund | \$1,896,774 | \$1,982,752 | \$2,477,863 |
| Cash Funds | 265,261 | 180,712 | 118,520 |
| Federal Funds | 220,514 | 269,752 | 241,939 |
| TOTAL APPROPRIATED FUNDS | <u>\$2,382,549</u> | <u>\$2,433,216</u> | <u>\$2,838,322</u> |

PERSONNEL - General, Cash and Federal Funds (86.0 FTE)

The appropriation for the Department of Personnel adds 2.0 FTE to provide additional post audit support, to perform a statewide training needs assessment, to evaluate current training programs, and to develop formats and procedures for conducting performance evaluations. It is intended that a report be prepared by December 31, 1981 which details existing training programs in the state and outlines a specific methodology for centralizing all state training and then brokering it out from a central administration.

One FTE State Personnel Administrator is deleted from the Organizational Effectiveness Unit. The position was on loan to another department for more than half of FY 1980-81. One FTE is added to assist in the complete revision of the Rules and Regulations and to streamline the appeals process. This is intended to be a one-time expense which will not be required after FY 1981-82.

The Information Systems Unit is increased by 1.0 FTE (Typist B). A decreased workload justified reducing the Grand Junction Branch Office by 1.0 FTE.

The State Personnel Board is reduced by 1.0 FTE authorization (cash funds) which had been maintained as a vacancy.

The Merit System contract is located within the Department of Social Services.

Implementation of the Performance Evaluation and Career Development Segments of the Personnel Revitalization Plan are funded as is intended in footnote #87.

The Colorado Management Information System is transferred from the Office of State Planning and Budgeting to the Department of Personnel. One FTE accompanies this transfer.

1.5% vacancy savings was taken.

OFFICE OF STATE PLANNING AND BUDGETING

| | <u>1979-80</u> <u>Actual</u> | <u>1980-81</u> <u>Estimate</u> | <u>1981-82</u> <u>Appropriation</u> |
|------------------------------|---------------------------------|-----------------------------------|--|
| <u>APPROPRIATED FUNDS</u> | | | |
| General Fund | \$ 890,483 | \$ 955,899 | \$ 441,131 |
| Cash Funds | 172,244 | 157,062 | 576,389* |
| Federal Funds | <u>349,728</u> | <u>233,128</u> | <u>125,000</u> |
| TOTAL APPROPRIATED FUNDS | \$1,412,455 | \$1,364,059 | \$1,142,520 |

* Of this amount \$63,500 shall be from the indirect cost recoveries on the office's federal cash funded programs, and \$407,837 shall be from indirect cost recoveries on the non-Game Wildlife cash funds.

The personal services appropriation is for the first time broken down into units of the office. The Executive Director's Office was appropriated at a continuing level. The budget execution-operations unit was appropriated at a decrease of 1.0 FTE from 17.0 FTE to 16.0 FTE. The planning unit was appropriated at a decrease of 1.0 FTE from 4.0 FTE to 3.0 FTE. The economic research unit was appropriated at a continuing level.

For the first time, statewide indirect cost recoveries, from the non-Game Wildlife cash funds and the offices own cash and federal funded programs, were appropriated in lieu of General Fund for the office. It is not the intent of the Legislature that the office be billed for normal state services, i.e. Workman's Compensation.

Capital outlay is not included in the appropriation. Capital outlay needs should be requested from the Department of Administration from a centrally appropriated amount.

For the first time, Oregon Plan Legal Services was appropriated to the office.

ADP Services were appropriated at a decreased level based on decreased workload caused by the transfer of functions.

The appropriation for the Colorado Minority Business Development Agency (previously the Office of Minority Business Enterprise) is funded at the anticipated level of cash and federal funds available. It is the intent of the General Assembly that the programs of this agency be carried out in a manner consistent with applicable state statutes governing contracting and purchasing.

The Criminal Justice Planning Program includes 2.0 FTE to continue criminal justice planning which was carried out by the Division of Criminal Justice within the Department of Local Affairs.

The Colorado Jail Health Care Project - It is the intent of the Legislature that the appropriation be used for the purchase of contractual services from the Colorado Medical Society in order to train local law enforcement officials to meet physical and mental health standards in local facilities.

DEPARTMENT OF REGULATORY AGENCIES

| | <u>1979-80</u> <u>Actual</u> | <u>1980-81</u> <u>Estimate</u> | <u>1981-82</u> <u>Appropriation</u> |
|--|---------------------------------|-----------------------------------|--|
| <u>APPROPRIATED FUNDS</u> | | | |
| Executive Director | \$ 200,486 | \$ 275,058 | \$ 1,087,848 |
| Administrative Services | 415,097 | 475,460 | 492,030 |
| Banking Division | 1,164,371 | 1,337,071 | 1,412,019 |
| Civil Rights Division | 1,017,094 | 1,160,561 | 881,960 |
| Commission on Women | 56,268 | -0- | -0- |
| Hospital Commission | 179,063 | -0- | -0- |
| Insurance Division | 1,334,705 | 1,664,842 | 1,528,951 |
| Public Utilities Commission | 2,362,767 | 3,395,653 | 2,868,383 |
| Racing Division | 834,412 | 951,481 | 1,015,170 |
| Real Estate Division | 850,484 | 1,209,879 | 1,004,009 |
| Registrations Division | | | |
| Administration | 415,641 | 425,036 | 393,488 |
| Boards | 2,073,062 | 2,527,391 | 2,638,176 |
| Electrical Board | 1,108,052 | 1,301,526 | 1,163,656 |
| Savings and Loan Division | 209,129 | 255,252 | 249,217 |
| Securities Division | 232,733 | 258,641 | -0- |
| S.B. 17 (Executive Director) | | | 95,159 |
| S.B. 208 (Registration Division) | | | 26,536 |
| S.B. 419 (Division of Securities) | | | 332,285 |
| H.B. 1026 (Insurance Division) | | | 32,732 |
| H.B. 1601 (Racing Division) | | | 90,000 |
| TOTAL APPROPRIATED FUNDS | \$ 12,453,364 | \$ 15,237,851 | \$ 15,311,619 |
| General Fund | 5,058,601 | 5,677,659 | 5,353,305 |
| Cash Funds | 7,036,538 | 8,721,040 | 9,597,817 |
| Federal Funds | 358,225 | 839,152 | 360,497 |
| <u>NON-APPROPRIATED FUNDS</u> | | | |
| Highway Crossing Fund | \$ 240,000 | \$ 240,000 | \$ 240,000 |
| GRAND TOTAL-REGULATORY AGENCIES | \$ 12,693,364 | \$ 15,477,851 | \$ 15,551,619 |

EXECUTIVE DIRECTOR'S OFFICE - General, Cash and Federal Funds (4.0 FTE)

The appropriation is for a continuation of 4.0 FTE. No funds are provided in this bill for sunset activities. Personal services cash funds are indirect cost assessments against the Civil Rights Division, Public Utilities Commission, Registrations Division, and Real Estate Commission.

For the first time, statewide indirect cost recoveries were appropriated in lieu of General Fund for the office. Therefore, it is not the intent of the Legislature that the office be billed for normal state services, i.e., Workmen's Compensation, etc.

DEPARTMENT OF REGULATORY AGENCIES - Continued

The capital outlay appropriation for the entire department is appropriated in the Executive Director's Office. This appropriation is broken down into the following: (1) \$4,877 for Replacement to Useful Life - \$1,626 to General Funded divisions, \$1,626 to the Division of Real Estate, and \$1,625 to the Division of Registrations; (2) Automobile Replacement - \$26,100 to the Public Utilities Commission. Additional capital outlay needs are to be requested from the Department of Administration from a centrally appropriated amount.

Oregon Plan Legal Services are included in the Executive Director's Office for the entire department. The operating line item includes \$5,000 for continuation of the microfilming project for General Funded divisions, and \$3,310 for the printing of insurance guides.

It is the intent of the General Assembly that, in order to carry out the provisions of Section 24-34-105, C.R.S. 1973, all of the employees of this office, together with the employees in the Division of Administrative Services and the employees of the Administrative Section of the Division of Registrations, maintain a record which will indicate where (upon which divisions and boards) their time is spent in order that indirect cost assessments may be made pursuant to Section 24-34-105(2)(b), C.R.S. 1973. The General Assembly intends that these records be kept for not less than four months and reflect varying degrees of time spent during different parts of the year. It is also the intent of the General Assembly that the Department of Regulatory Agencies review the methods used to allocate time to boards and divisions to insure, to the maximum extent possible, that the time allocation is accurate. Time logs should specify the allocation of time to specific boards or divisions rather than general administrative allocations.

DIVISION OF ADMINISTRATIVE SERVICES - General and Cash Funds (21.5 FTE)

The appropriation is for an increase of 2.0 FTE, one data entry operator which is a transfer from the General Government Computer Center - Department of Administration, and one Administrative Clerk Typist which is for general clerical support, primarily for the accounting function. Personal services cash funds are indirect costs from the Civil Rights Commission, Public Utilities Commission, Division of Registrations, and the Division of Real Estate. For the first time, statewide indirect cost reimbursement was appropriated in lieu of General Fund support for the Division. It is not the intent of the Legislature that the Division be billed for normal state services, i.e., Workmen's Compensation, etc.

It is the intent of the General Assembly that the Division study the feasibility of creating a centralized cashiering function within the Division, which function would serve all divisions and boards within the Department of Regulatory Agencies. Such study should include, but not be limited to, an analysis of the following areas: accounting, cashiering, bank reconciliation, lockbox systems, and standardized licensing. It is the intent of the General Assembly that the Department of Regulatory Agencies submit the results of such study to the Joint Budget Committee with its budget request for the fiscal year ending June 30, 1982.

DIVISION OF BANKING - General and Cash Funds (45.0 FTE)

The appropriation increases the staff by 5.0 FTE Bank Examiners based on workload and bank examination cycle. Operating expenses provide for a 25% workload increase for postage and increased education costs.

DEPARTMENT OF REGULATORY AGENCIES - Continued

The travel appropriation includes an adjustment to the base, 25% workload increase and inflationary increase.

A one-time appropriation for renovation is to purchase panels to divide the office into work areas.

DIVISION OF CIVIL RIGHTS - General and Federal Funds (34.0 FTE)

For the first time, the personal services appropriation is broken down to show personnel in each unit. The Executive Director's Office was appropriated at a continuing level. Regional Offices were appropriated at a decrease of 2.5 FTE clerical positions. This appropriation is sufficient to keep all regional offices open; however, they are to be staffed with a half-time clerical position.

The Compliance Unit was appropriated at a decrease of 1.5 FTE Investigators based on increased performance standards. All of the above are General Fund positions. The Research and Education Unit was appropriated at an increase of 1.0 FTE clerical position. This is a federally funded position.

The Hearings Pursuant to Complaint appropriation was based on increased number of hearing officer hours plus increased cost per hour, as well as other associated costs.

The Indirect Costs appropriation for the first time includes statewide indirect costs allocated to the Division.

DIVISION OF INSURANCE - General Fund (62.8 FTE)

The appropriation is based on a decrease of 1.0 FTE based on decreased licensing workload. A 5% increase in the Hearings line item was appropriated based on workload increase in that area.

It is legislative intent that \$131,927 in personal services reimbursement and \$96,090 in travel reimbursement will be collected by the Division from out-of-state insurance companies for the performance of financial and rate examinations pursuant to Section 10-1-110(1) and (5), C.R.S. 1973. It is the intent of the General Assembly that these funds be used only for the purposes stated.

PUBLIC UTILITIES COMMISSION - Cash Funds (98.0 FTE)

The personal services appropriation is based on a continuing level of FTE. Increases in computer capability, new evaluation techniques, and systems developed under federal Policy Act Grants should be adequate to perform under an increased workload.

The operating expenses appropriation includes \$11,743 for lease/purchase of a dictaphone system. A 25% postage increase was appropriated based on workload, and \$20,000 is included for a microfilming program. The Data Processing appropriation includes \$16,904 for Comp-U-Stat services. This includes a one-time programming cost. Indirect costs were appropriated to the PUC based on a three-year time-log allocation. Indirect costs include statewide indirect costs.

The funding split between the Fixed Utility Assessments (FUA) and Highway Users Tax Fund (HUTF) has been set at FUA 55/HUTF 45 based on most current cost information. This assessment was taken on the Commission's appropriation minus federal funds and the \$75,000 Energy Forecasting line item which was assessed 100% to the FUA.

DEPARTMENT OF REGULATORY AGENCIES - Continued

DIVISION OF RACING - General Fund (12.8 FTE)

The personal services appropriation is based on a continuing level of FTE plus the following changes for Miscellaneous Services personnel: 7.9% inflationary increase for horse track racing, an increase of 7 days (from 60 to 67) for fair circuit racing, and an increase of five racing programs (from 447 to 452), and a 10.04% inflationary increase for greyhound racing.

DIVISION OF REAL ESTATE - Cash Funds (35.0 FTE)

The appropriation provides for a continuing level of FTE with the elimination of temporary services based on the new on-line computer system. The Hearing Officer Services appropriation was increased to \$25,937 to eliminate the backlog of cases awaiting hearing. Legal Services appropriated in the Executive Director's Office were also increased. Forty thousand dollars is appropriated for the purchase of applicant fingerprint checks from the Colorado Bureau of Investigation.

Indirect costs were appropriated by the three-year time-log method, with statewide costs added.

DIVISION OF REGISTRATIONS

Administration - Cash Funds (10.0 FTE)

This section consists of the Director's Office (1.5 FTE) and the Investigations Section (8.5 FTE), both of which were appropriated at a continuing level. Hearing Officer Services and Hearings Pursuant to Complaint are generally appropriated here for allocation to the boards. Also, Data Processing and Microfilming costs are appropriated centrally for allocation. The costs of the Director's Office and a portion of the Executive Director's Office, Administrative Services Division, and statewide indirect costs are paid through the indirect costs line item in the Boards section of the Division. A supplemental reimbursement appropriation was made to pay back the General Fund for the 1980-81 supplemental appropriation, pursuant to Section 24-34-105(c), C.R.S. 1973.

Boards - Cash Funds (55.9 FTE)

The personal services appropriation is for 55.9 FTE which represent the following breakout:

| <u>Board</u> | <u>FTE</u> | <u>Board</u> | <u>FTE</u> |
|--------------------|------------|-----------------------------|------------|
| Abstractors | 0.05 | Nursing | 8.55 |
| Accountancy | 4.1 | Nursing Home Administration | 0.6 |
| Architects | 1.2 | Optometric | 0.35 |
| Barber/Cosmetology | 10.0 | Passenger Tramway | 2.1 |
| Chiropractors | 0.95 | Pharmacy | 8.1 |
| Dental | 1.6 | Physical Therapy | 0.35 |
| Engineers | 5.75 | Plumbers | 1.05 |
| Life Care | 0.15 | Psychologists | 0.9 |
| Medical | 5.1 | Social Workers | 1.25 |
| Mobile Home | 2.9 | Veterinary Medicine | 0.35 |
| Mortuary Science | 0.5 | | |

DEPARTMENT OF REGULATORY AGENCIES - Continued

The operating appropriation includes an adjustment to the postage base of \$6,524 for increased mailing for Accountancy, Architects, Barbers/Cosmetology, Mobile Home, and Plumbers Boards. The increase in dues and memberships is for the Social Workers Board to allow for reciprocity in licensing. Funding was eliminated for Microfilming and Data Processing supplies which were centrally appropriated to the Administration section.

The appropriation for Board Meetings was based on the request except for the following:

- 1) Accountancy, Dental, Medical, Mobile Home and Nursing Home Boards costs were computed with out-of-state travel computed at 0% increase.
- 2) Optometric Board - based on cost of board meetings and no funds included for Hearings and Inquiry Panels.
- 3) Pharmacy - Increase of one three-day meeting for Licensing Review previously charged to Exam costs.

Examination Costs appropriation was based on a continuing level plus inflationary increases except for the following:

- 1) Accountancy - Increased number of examiners.
- 2) Architects - Increase in test costs, number of examiners, rent, proctor fees, and travel.
- 3) Dental - Appropriation based on participation in one (Central) of two regional testing associations. It is the intent of the Legislature that the state not reimburse Dental Board members for costs incurred in travelling for examination purposes when Regional Examination Association reimburses for costs incurred. It is also the intent that Regional Examination Association funds shall be used before state funds for travel and per diem reimbursement.
- 4) Engineers and Land Surveyors - Increased number of examiners and rent costs.
- 5) Mobile Home - Includes \$3,000 for development of new examinations.
- 6) Nursing Home Administration - Increased number of examinees.
- 7) Passenger Tramway Safety - Appropriation does not fund \$8,000 for new test development.
- 8) Veterinary Medicine - Increase cost of examination booklets.

A supplemental reimbursement cost was appropriated to pay back the General Fund for the 1980-81 supplemental appropriation, pursuant to Section 24-34-105(c), C.R.S. 1973. Indirect costs are appropriated for the Executive Director's Office, Administrative Services Division, and the Division Director. Division of Registrations statewide indirect costs are also included. The Investigations Costs line item is to purchase investigations time from the Investigations unit within the Division. The Investigations line item also includes indirect costs of \$215,029 attributable to the Investigations unit and passed along to the boards.

DEPARTMENT OF REGULATORY AGENCIES - Continued

Electrical Board - Cash Funds (39.0 FTE)

The personal services appropriation is for a continuing level of 39.0 FTE plus \$80,734 for contractual services. Operating expenses are appropriated at a continuing level plus inflationary factors. Travel and Printing are appropriated at a continuing level with inflationary increases. ADP Services are for equipment rental allocated to the board. Board Meeting and Examination Costs are appropriated at a continuing level. Payment to Other State Agencies is based on billing from the State Compensation Insurance Fund. Indirect costs are for payment of Executive Director's Office, Division of Administrative Services, Director-Division of Registrations, and statewide indirect costs. The appropriation for Investigations is to purchase services from the Investigations unit of the Division. The Investigations line item also includes \$4,388 of indirect costs attributable to the Investigations unit and passed along to the Electrical Board.

DIVISION OF SAVINGS AND LOAN - General Fund (8.0 FTE)

The appropriation is for a continuing level of FTE. Operating and travel were based on a continuing level plus inflationary increases.

S.B. 17

S.B. 17 creates the Office of Regulatory Reform within the Executive Director's Office of the Department.

S.B. 208

S.B. 208 continues the Board of Hearing Aid Dealers.

S.B. 419

S.B. 419 continues the Division of Securities as a cash funded division.

H.B. 1026

H.B. 1026 transfers the regulation of Life Care Institutions from the Division of Registrations to the Division of Insurance and abolishes the Board of Life Care Institutions.

H.B. 1601

H.B. 1601 makes an appropriation of \$90,000 to pay a judgment against the Division of Racing.

DEPARTMENT OF REVENUE

| | <u>1979-80</u> <u>Actual</u> | <u>1980-81</u> <u>Estimate</u> | <u>1981-82</u> <u>Appropriation</u> |
|---------------------------------|---------------------------------|-----------------------------------|--|
| <u>APPROPRIATED FUNDS</u> | | | |
| Office of Executive Director | \$ 2,409,899 | \$ 2,669,598 | \$ 3,267,366 |
| Operations | 3,707,972 | 4,051,900 | 4,486,183 |
| Management Information Services | 4,133,820 | 4,720,354 | 4,316,798 |
| Motor Vehicle | 7,385,972 | 8,171,917 | 8,092,388 |
| Revenue Special Purpose | 1,107,837 | 1,442,888 | 1,527,326 |
| Taxation | 4,758,307 | 4,816,173 | 4,541,733 |
| Ports of Entry | 2,984,093 | 3,275,615 | 2,110,392 |
| Taxpayer Service | 1,527,508 | 2,026,053 | 2,129,244 |
| Liquor Enforcement | 611,604 | 718,046 | 503,274 |
| H.B. 1517 | -- | -- | 455,946 |
| TOTAL APPROPRIATED FUNDS | \$ 28,627,012 | \$ 31,892,544 | \$ 31,430,650 |
| General Fund | \$ 11,500,949 | \$ 16,214,469 | \$ 12,763,427 |
| Cash Fund | 17,126,063 | 15,678,075 | 18,667,223 |

Office of Executive Director - General and Cash Funds (82.3 FTE)

The personal services appropriation includes the transfer of 4.0 FTE from the Operations (formerly Administrative Processing) Division and a 0.7 FTE reduction in personnel functions. This reduction was based on a joint OSPB - Personnel Department study last year that indicated Revenue needs only 10.3 FTE to perform personnel functions. A vacancy savings rate of 1.5% has been applied to personal services. Reclassifications changes approved by the State Department of Personnel have been included. Included in the appropriation is \$41,200 for Workman's Compensation and \$7,600 for unemployment insurance. The capital outlay appropriation for all divisions appears in the Office of the Executive Director. The capital outlay appropriation reflects the second year payment on the Department's new computer and related hardware and software costs. An appropriation for legal services for the entire department is included in the Executive Director's Office. These funds are to purchase 12,000 hours of legal services from the Department of Law at the rate of \$28.96 per hour.

The increase in General Fund is reflective of a funding mix adjustment which indicates that more time will be spent on activities related to the collection of General Fund taxes than in the past.

Operations Division (formerly Administrative Processing) - General and Cash Funds (184.6 FTE)

The personal services appropriation provides for the following: 1) transfer of 4.0 FTE to the Executive Director 2) transfer of 0.5 FTE from Motor Vehicle, 3) transfer of 3.0 FTE to Operations, and 4) 1.4 temporary FTE to handle processing workload increases. Reclassifications changes approved by the State Department of Personnel have been included. A vacancy savings factor of 5% is reflected in the appropriation. The operating expenses appropriation (including postage) is adjusted for inflation, as well as,

DEPARTMENT OF REVENUE - Continued

an additional adjustment for population growth being applied to postage and printing costs. The appropriation includes an amount for the purchase of mail services from the Department of Administration.

Management Information Services Division (formerly Data Processing) - General and Cash Funds (209.7 FTE)

The personal services appropriation includes 1) the transfer of 3.0 FTE to Operations, 2) the funding of 1.0 FTE software programmer as being necessary to the operation of the new computer, 3) decrease of 2.7 FTE in computer operations as a result of conversion to a new operating system for the new computer, and 4) reduction of 10.4 FTE key-punch operators based on applying generally accepted standards of production in this area. A vacancy savings factor of 4.5% has been applied to personal services.

The large increase in General Fund and decrease in cash funds reflects the funding mix split for this division, indicating that more time will be spent on activities relating to General Fund taxes than was done previously.

Motor Vehicle Division - Cash Funds (442.0 FTE)

The personal services appropriation reflects a continuing level of FTE less 0.5 FTE transferred to Operations. Reclassification costs authorized by the State Personnel Department have been added. A vacancy savings factor of 3.3% has been applied to personal services. The appropriation for operating expenses (including postage) has been adjusted for inflation and population factors applied to printing costs.

Revenue Special Purpose - Cash Funds (47.9 FTE)

A. Vehicle Inspections

The Long Bill appropriation is for a reduction of 4.5 FTE involved in investigations. However, H.B. 1277 eliminates the safety inspection program as of July 1, 1981.

B. Vehicle Emissions Program

The personal services appropriation adds 2.4 FTE undercover investigators, 0.5 FTE field enforcement personnel to handle complaints, 16.7 FTE to perform calibration adjustments at inspection stations once a month, 1.0 FTE field supervisor and 0.5 FTE clerical. These increases are appropriated as necessary to carry out the Motor Vehicle Emissions Program required of the general public beginning January 1, 1982. However, if the program is delayed a year, it is intended that none of these funds be expended. Appropriation for operating expenses is based on 1980-81 estimates and includes the request for printing costs. Statewide indirect cost of \$20,757 is also included in the appropriation.

C. Colorado Dealer Licensing Board

The appropriation is for 5.0 FTE. H.B. 1517 adds an additional 15.7 FTE and \$455,946 and changes the current rate structure to reflect actual costs. The appropriation includes per diem costs for board members. Also appropriated is \$2,234 as the Dealer's Board share of statewide indirect costs. No vacancy savings factor has been taken.

D. Traffic Safety Program

This fully federally-funded program is appropriated at the requested level.

DEPARTMENT OF REVENUE - Continued

Taxation Division - General and Cash Funds (162.0 FTE)

The personal services appropriation reflects part of a major reorganization to provide better service that affected 3 divisions of the Department of Revenue. Basically the reorganization did the following: 1) reorganized the Taxation Division to include Enforcements and Collections Division, and 2) created a new Taxpayer Service Division out of parts of Taxation and the Inheritance and Gift Tax Division. The appropriation transfers from the old Taxation Division, 107.5 FTE to the Taxpayer Service Division and transfers in 52.0 FTE from the old Enforcement and Collections Division. No new FTE are appropriated. The requested vacancy saving factor of 2.6% for personal services has been applied. Operating and travel appropriations have been adjusted for inflation. The Joint Audit Program is appropriated at the requested level.

Ports of Entry Division - Cash Funds (98.5 FTE)

The personal services appropriation calls for the closing of the following non-24 hour and interior ports: Monument, Idaho Springs, Sterling, Antonito, Brush, Dinosaur, Salida, Idalia, La Porte, Stoneham, Bondad, and Whitewater. The appropriation for operating, travel, and utilities reflects the closing of the above mentioned ports. A vacancy savings rate of 3.6% has been included in the personal services appropriation.

Taxpayer Service Division - General and Cash Funds (118.5 FTE)

The personal services appropriation reflects the other part of the major departmental reorganization. This new Taxpayer Service Division was created by transferring 107.5 FTE from the old Taxation Division, 7.0 FTE from the old Enforcements and Collections Division, and 13.5 FTE from the old Inheritance and Gift Tax Division. In addition, the appropriation eliminates 9.5 FTE, at the Department's request, as no longer being necessary due to the repeal of the inheritance and gift tax. Included in the personal services appropriation is a vacancy savings rate of 2.4%. The operating expenses appropriation is adjusted for inflation and staff reductions. Included in the appropriation is \$25,000 to provide for contract services to provide assistance during income tax assistance. It is expected that the Department will use at least half of the funds to provide assistance outside the metro Denver area. The Department is also expected to report to the JBC how these funds were used and demonstrate what benefit was achieved.

Liquor Enforcement Division - General Fund (20.6 FTE)

The personal services appropriation reflects a 7.4 FTE reduction due to the elimination of positions involved in conducting investigations and inspections of renewal licenses which the statutes do not require. The remaining 20.6 FTE should be sufficient to carry out licensing, enforcement and wholesale audit functions. In addition, it is intended that most of the Division's enforcement and investigative activities be directed at white collar and organized crime in the liquor industry. The appropriation for operating and travel is adjusted for the decrease in staff. It is also the intent of the General Assembly that at least 3.0 of the Division's FTE be for support to rural communities of Colorado. It is further intended that by no later than March 1, 1982, the Department of Revenue provide a report to the General Assembly with an analysis of liquor enforcement detailing staff expenditures of time and the level of liquor enforcement activities by state and local agencies.

DEPARTMENT OF SOCIAL SERVICES

| | <u>1979-80</u> <u>Actual</u> | <u>1980-81</u> <u>Estimate</u> | <u>1981-82</u> <u>Appropriation</u> |
|--|---------------------------------|-----------------------------------|--|
| <u>APPROPRIATED FUNDS</u> | | | |
| <u>Departmental and Welfare Administration</u> | \$ 9,036,109 | \$ 9,713,954 | \$ 9,712,163 |
| General Fund | 4,175,358 | 6,997,612 | 6,887,440 |
| Cash Funds | 2,776,469 | 2,048,411 | 2,297,594 |
| Federal Funds | 2,084,282 | 667,931 | 527,129 |
| <u>County Administration</u> | \$ 49,757,997 | \$ 52,764,831 | \$ 55,275,492 |
| General Fund | 20,780,129 | 17,614,007 | 19,700,000 |
| Cash Funds | 18,623,100 | 18,274,431 | 17,884,405 |
| Federal Funds | 10,354,768 | 16,876,393 | 17,691,087 |
| <u>Assistance Payments</u> | | | |
| Aid to Families with Dependent Children | \$ 69,220,073 | \$ 77,801,860 | \$ 89,311,670 |
| Aid to the Needy Disabled | 6,462,166 | 8,363,610 | 7,256,930 |
| Aid to the Blind | 60,734 | 90,335 | 63,798 |
| Adult Foster Care | 176,958 | 265,104 | 194,698 |
| Old Age Pension Recipients | 720,297 | 5,344,880 | 6,233,697 |
| Subtotal-Assistance Payments | \$ 76,640,228 | \$ 91,865,789 | \$103,060,793 |
| General Fund | 21,935,163 | 28,238,487 | 31,153,575 |
| Revenue Sharing Funds | 2,464,610 | -- | -- |
| Cash Funds | 15,436,461 | 22,540,140 | 25,438,356 |
| Federal Funds | 36,803,994 | 41,087,162 | 46,468,862 |
| <u>Child Welfare</u> | | | |
| Residential Services - Foster Care | \$ 27,666,641 | \$ 29,970,038 | \$ 32,899,444 |
| Pilot Projects for Preventive Services Development | 86,778 | 398,000 | -- |
| Alternatives to Out-of-Home Placement | -- | 553,320 | -- |
| Adoption Medical Subsidy | 736,943 | 1,125,407 | 1,475,378 |
| Burials | 1,709 | 2,831 | 3,108 |
| Subtotal-Child Welfare | \$ 28,492,071 | \$ 32,049,596 | \$ 34,377,930 |
| General Fund | 11,859,197 | 16,506,654 | 17,492,245 |
| Cash Funds | 5,696,914 | 6,409,919 | 6,875,587 |
| Federal Funds | 10,935,960 | 9,133,023 | 10,010,098 |

DEPARTMENT OF SOCIAL SERVICES - Continued

| | 1979-80 <u>Actual</u> | 1980-81 <u>Estimate</u> | 1981-82 <u>Appropriation</u> |
|---|--------------------------|----------------------------|---------------------------------|
| <u>Day Care</u> | | | |
| Day Care Services | \$ 10,806,617 | \$ 11,064,730 | \$ 12,868,804 |
| Developmentally Disabled Community Centered Boards | 3,767,415 | 3,767,415 | 3,767,415 |
| Service Payments | <u>298,450</u> | <u>--</u> | <u>--</u> |
| Subtotal-Day Care | \$ 14,872,482 | \$ 14,832,145 | \$ 16,636,219 |
| General Fund | 826,629 | 314,774 | 600,330 |
| Cash Funds | 2,217,650 | 2,183,374 | 2,487,540 |
| Federal Funds | 11,828,203 | 12,333,997 | 13,548,349 |
| <u>Medical Assistance Division</u> | | | |
| Administration | \$ 1,686,483 | \$ 2,423,139 | \$ 2,471,316 |
| General Fund | 364,664 | 560,423 | 749,408 |
| Federal Funds | 1,321,819 | 1,862,716 | 1,721,908 |
| <u>Special Purpose Medical Programs</u> | \$ 4,536,165 | \$ 3,564,521 | \$ 4,717,987 |
| General Fund | 1,625,417 | 620,627 | 827,247 |
| Cash Funds | 10,997 | 11,165 | 12,000 |
| Federal Funds | 2,899,751 | 2,932,729 | 3,878,740 |
| <u>Medical Programs</u> | | | |
| Inpatient Hospitalization | \$ 23,013,963 | \$ 30,984,050 | \$ 35,537,830 |
| Ambulatory Medical Care | 22,276,227 | 28,170,264 | 31,509,187 |
| Health Maintenance Organizations | 1,319,604 | 1,954,017 | 2,336,550 |
| Mental Health Ambulatory Care | 1,569,171 | 3,100,000 | 3,500,000 |
| Mental Health Inpatient Care | 4,942,965 | 6,096,121 | 7,057,701 |
| Long-Term Health Care | 75,259,292 | 82,257,555 | 94,668,659 |
| ICF-DD Pilot Project | -0- | 386,900 | 433,328 |
| Prescription Drugs | 10,278,900 | 12,156,392 | 13,523,731 |
| Transportation | 482,923 | 613,296 | 837,378 |
| Family Planning | 373,698 | 411,580 | 474,001 |
| DD Care | 25,066,789 | 29,028,496 | 29,155,835 |
| Dental Screening | 1,714,762 | 2,316,949 | 2,742,350 |
| S.B. 461 | -- | -- | 594,000 |
| S.B. 225 | -- | -- | 135,290 |
| Subtotal-Medical Programs | <u>\$166,298,294</u> | <u>\$197,475,620</u> | <u>\$222,505,840</u> |
| General Fund | 77,607,783 | 92,345,958 | 104,399,619 |
| Cash Funds | -0- | -0- | 782,674 |
| Federal Funds | 88,690,511 | 105,129,662 | 117,323,547 |
| Subtotal-Medical Assistance Division | <u>\$172,520,942</u> | <u>\$203,463,280</u> | <u>\$229,695,143</u> |
| General Fund | 79,597,864 | 93,527,008 | 105,976,274 |
| Cash Funds | 10,997 | 11,165 | 794,674 |
| Federal Funds | 92,912,081 | 109,925,107 | 122,924,195 |

DEPARTMENT OF SOCIAL SERVICES - Continued

| | 1979-80 <u>Actual</u> | 1980-81 <u>Estimate</u> | 1981-82 <u>Appropriation</u> |
|---|----------------------------|----------------------------|---------------------------------|
| <u>Special Purpose Welfare Programs</u> | | | |
| Refugee Assistance Programs | \$ 5,755,061 ^{1/} | \$ 5,995,741 ^{1/} | \$ 8,849,427 |
| Denver Income Maintenance Experiment | 2,185,223 | 1,200,000 | 1,200,000 |
| Client Oriented Information Network | 1,471,810 ^{2/} | 1,267,263 ^{2/} | 575,423 ^{3/} |
| Match for WIN Program | 140,000 | 53,234 | -- |
| Contract Training Funds | -- | 1,100,000 | 1,100,000 |
| Indian Center | 15,000 | 17,326 | 18,538 |
| Ute Mountain Ute Project | 103,822 | 100,557 | 114,598 |
| Mental Retardation Advocacy | 177,563 | 180,000 | 50,000 |
| Low Income Energy Assistance Program | -- | -- | 29,258,764 |
| Medical Care of Indigent Patients | <u>10,369,000</u> | <u>12,967,386</u> | <u>15,731,885</u> |
| Subtotal-Special Purpose | \$ 20,217,479 | \$ 22,881,507 | \$ 56,898,635 |
| General Fund | 410,430 | 3,222,271 | 16,554,305 |
| Revenue Sharing Funds | 10,369,000 | 10,096,232 | -- |
| Cash Funds | -- | 275,000 | 722,484 |
| Federal Funds | 9,438,049 | 9,288,004 | 39,621,846 |
| <u>Services for the Aged Division</u> | | | |
| Administration | \$ <u>6,999,123</u> | \$ <u>6,664,049</u> | \$ <u>7,900,060</u> |
| General Fund | 250,482 | 435,059 | 498,814 |
| Cash Funds | -- | -- | 543,167 |
| Federal Funds | 6,748,641 | 6,228,990 | 6,858,079 |
| State Nursing Home at Trinidad | <u>1,953,957</u> | <u>2,171,556</u> | <u>2,038,628</u> |
| Cash Funds | 1,953,957 | 2,171,556 | 2,038,628 |
| Colorado State Veterans Center at Homelake | <u>1,025,754</u> | <u>1,100,456</u> | <u>1,099,103</u> |
| General Fund | 323,788 | 294,694 | 164,865 |
| Cash Funds | 701,966 | 805,762 | 934,238 |
| State Veterans Nursing Home at Florence | <u>1,189,468</u> | <u>1,445,862</u> | <u>1,398,629</u> |
| Cash Funds | 1,189,468 | 1,445,862 | 1,398,629 |
| Subtotal-Services for the Aged | \$ <u>11,168,302</u> | \$ <u>11,381,923</u> | \$ <u>12,436,420</u> |
| General Fund | 574,270 | 729,753 | 663,679 |
| Cash Funds | 3,845,391 | 4,423,180 | 4,914,662 |
| Federal Funds | 6,748,641 | 6,228,990 | 6,858,079 |

DEPARTMENT OF SOCIAL SERVICES - Continued

| | 1979-80 <u>Actual</u> | 1980-81 <u>Estimate</u> | 1981-82 <u>Appropriation</u> |
|---|--------------------------|----------------------------|---------------------------------|
| <u>Rehabilitation Division</u> | | | |
| Administration | \$ 223,674 | \$ 265,831 | \$ 290,333 |
| General Fund | 40,261 | 47,850 | 51,482 |
| Cash Funds | -- | -- | 778 |
| Federal Funds | 183,413 | 217,981 | 238,073 |
| General Program | <u>6,339,257</u> | <u>7,561,148</u> | <u>7,832,314</u> |
| General Fund | 1,004,053 | 1,119,870 | 1,169,332 |
| Cash Funds | 55,672 | 562,308 | 523,992 |
| Federal Funds | 5,279,532 | 5,878,970 | 6,138,990 |
| Home Teaching Services for the Blind | <u>246,826</u> | <u>304,785</u> | <u>301,532</u> |
| General Fund | 246,826 | 304,785 | 301,532 |
| Institutional Programs | <u>3,589,768</u> | <u>3,940,837</u> | <u>4,120,570</u> |
| General Fund | 641,736 | 709,278 | 741,703 |
| Federal Funds | 2,948,032 | 3,231,559 | 3,378,867 |
| Rehabilitation Center for the Visually Impaired | <u>1,072,972</u> | <u>1,217,142</u> | <u>1,286,238</u> |
| General Fund | 95,992 | 90,357 | 91,931 |
| Cash Funds | 577,879 | 626,496 | 681,172 |
| Federal Funds | 399,101 | 500,289 | 513,135 |
| Rehabilitation Services for the Visually Impaired and the Deaf | <u>1,097,217</u> | <u>1,454,648</u> | <u>1,535,091</u> |
| General Fund | 258,252 | 296,079 | 313,170 |
| Federal Funds | 838,965 | 1,158,569 | 1,221,921 |
| Vending Facilities Program | <u>678,196</u> | <u>717,209</u> | <u>521,108</u> |
| General Fund | 48,801 | 66,355 | 26,410 |
| Cash Funds | 290,006 | 108,955 | 112,612 |
| Federal Funds | 339,389 | 541,899 | 382,086 |
| Special Purpose Rehabilitation | <u>3,938,518</u> | <u>4,827,302</u> | <u>6,409,557</u> |
| General Fund | 3,181 | 36,328 | 57,468 |
| Cash Funds | 27,648 | 130,948 | 276,667 |
| Federal Funds | 3,907,689 | 4,660,026 | 6,075,422 |
| Subtotal-Rehabilitation Division | \$ <u>17,186,428</u> | \$ <u>20,288,902</u> | \$ <u>22,296,743</u> |
| General Fund | 2,339,102 | 2,670,902 | 2,753,028 |
| Cash Funds | 951,205 | 1,428,707 | 1,595,221 |
| Federal Funds | 13,896,121 | 16,189,293 | 17,948,494 |

DEPARTMENT OF SOCIAL SERVICES - Continued

| | <u>1979-80</u> <u>Actual</u> | <u>1980-81</u> <u>Estimate</u> | <u>1981-82</u> <u>Appropriation</u> |
|--------------------------|---------------------------------|-----------------------------------|--|
| TOTAL APPROPRIATED FUNDS | <u>\$399,892,038</u> | <u>\$459,241,927</u> | <u>\$540,389,538</u> |
| General Fund | 142,498,142 | 169,821,468 | 201,780,876 |
| Revenue Sharing | 12,833,610 | 10,096,232 | -- |
| Cash Funds | 49,558,187 | 57,594,327 | 63,010,523 |
| Federal Funds | 195,002,099 | 221,729,900 | 275,598,139 |

^{1/} Formerly Cuban Refugee Assistance and Indo-Chinese Refugee Assistance Programs.

^{2/} Formerly the Monthly Reporting Experiment and the Eligibility, Disbursement and Reporting System.

^{3/} Appropriation is now included in the Department of Labor and Employment.

NON-APPROPRIATED FUNDS

Old Age Pension Support -

State Funds \$ 20,659,636 \$ 28,305,505 \$ 29,723,167

Old Age Pension - Medical Fund 10,000,000 10,000,000 10,000,000

DEPARTMENTAL AND WELFARE ADMINISTRATION - General, Cash and Federal Funds (339.7 FTE)

The appropriation adds 9.4 FTE to the district food stamp offices due to an increase in caseload. There is a decrease of 0.7 FTE since the FTE was not utilized in the donated foods warehouse as previously appropriated.

Merit system functions, which have previously been performed in the Department of Personnel, are to be performed in the Department of Social Services. These functions are to be absorbed within the existing authorized FTE in the Department of Social Services. In addition, the activities of full decentralization of the state personnel function are to be performed by the current FTE within the Department. The appropriation is to encourage the Department to maximize the current FTE within the Department and to have the Department look at the efficiencies of having the state and county personnel functions in one location and in the same department.

Operating expenses are appropriated at a continuing level adjusted for inflation and for additional rental costs for the donated foods warehouse. Travel and subsistence is appropriated at a continuing level adjusted for inflation. Capital outlay funds are appropriated for the entire department, with the exception of county administration which is appropriated separately.

The Oregon Plan Legal Services and Hearing Officer Services are for purchase of services from the Department of Law and the Department of Administration.

Staff training funds are appropriated to provide training to counties in assistance payments, medicaid and food stamps in order to assist in reducing the error rates. It is also to provide management training to county departments.

The appropriation includes \$31,289 for the Child Support Needs Analysis. This project, partially funded in 1980-81, is to define areas of improvement in the child support processing in order to increase the child support collections.

The data creation appropriation is to be used for data entry services provided and contracted for by the General Government Computer Center.

DEPARTMENT OF SOCIAL SERVICES - Continued

It is intended that no monthly rate for in-state Residential Child Care Facilities shall be paid in excess of \$1,812 per child. The Executive Director may approve a rate in excess of \$1,812 for a child if the child is brought back to Colorado from an out-of-state facility with a rate in excess of \$1,812, or if a child is accepted by a Colorado facility who the Department determines would otherwise have to be placed out of state. No child is to be referred to any residential child care facility, outside the state of Colorado, which facility has an average monthly cost in excess of \$1,812.

It is intended that the rates for family foster care, receiving homes and special group homes receive a minimum 10% increase.

The appropriation for foster care for deinstitutionalized developmentally disabled children is based on the projection of 32 children to be taken out of institutions over a six-month period.

The adoption subsidy reflects the current increase in cases projected from the alternative placement plans. The appropriation is to provide for an average 499.2 cases.

Burials are funded at a continuing level.

DAY CARE - General, Cash and Federal Funds

The caseload reflects the increase in cases served during 1980-81. No further increase is expected in 1981-82. The appropriation is based on the maximum income eligibility standard for income eligible recipients being 65% to 50% of state median income, based on family size.

Community Centered Boards funds are at a continuing level.

MEDICAL ASSISTANCE DIVISION - General, Cash and Federal Funds (52.0 FTE)

Division Administration - The appropriation includes a 25% General Fund match for Facility Certification, a new requirement this year. A total of 52.0 FTE are funded, which is a 0.3 FTE reduction in staff. The reduction results from a long-term vacancy.

Special Purpose Programs - The claim processing rate for 1981-82 is \$.99 each. The remainder of the programs are funded at a continuing level.

Medical Programs - For all programs except Family Planning, the General Fund match is 47.7% of the cost of the program. The General Fund match for Family Planning is 10%.

- (1) Inpatient Hospitalization - The appropriation reflects the intent that the hospital reimbursement formula base year be shifted from 1972-73 to 1975-76. This shift in base year will increase the level of reimbursement from 75% to 80%. The lawsuit concerning the level of hospital reimbursement is completely settled.
- (2) Ambulatory Health Care - The method for counting the units of service for outpatient hospital visits (Medicare deductible) has changed this year. If the new figures are returned to the previous system of counting, for purpose of comparison the rate would be \$29.21 (a 13% increase) and the units of service would be 19,346 (a 4.5% increase over 1980-81).

DEPARTMENT OF SOCIAL SERVICES - Continued

Physicians' Services unit cost average is increased by 13.8%. It is expected that a number of specific surgical procedures which, under normal circumstances are routine and minor, will begin to be reimbursable only when they are performed in the physician's office (unless mitigating circumstances are documented). This listing of procedures has been agreed to by the Colorado Medical Society.

- (3) Health Maintenance Organizations - It is expected that the Division will continue its efforts to develop contracts with Health Maintenance Organizations.

The San Luis HMO units of service are significantly lower than the 1980-81 level appropriation because utilization has consistently fallen short of expectations.

- (4) Mental Health Ambulatory Care is appropriated at a continuing level.
- (5) Mental Health Inpatient Care utilization is decreasing. This is the final year that the rate setting lawsuit issue will affect the base appropriation. In the future, rate increases will be for inflation only.
- (6) Long Term Care - Oxygen expenses are included in the Skilled Nursing Care line item but are not calculated as a part of the rate.

The caseload in Intermediate Nursing Care is increased by 9.5%. This increase is due to the influx of developmentally disabled clients who are being deinstitutionalized to the extent that they may function in this less restrictive setting.

Footnote #15 states the following determination, ". . . that nursing homes be able to demonstrate a specific benefit derived from expenditures for contractual services or fees. The demonstrated benefit should focus on enhancement of quality of care for clients."

- (7) Intermediate Nursing Care for 40 developmentally disabled clients - This program continues as a separate line item for one more year. It is expected that in FY 1982-83 this program will be budgeted with the Care for Developmentally Disabled line item.
- (8) Transportation reimbursement is increased by 66% to a level which more nearly resembles the Medicare reimbursement averages (i.e., \$82-\$100) for ambulance services.
- (9) Family Planning units of service are funded at a lower level than the 1980-81 appropriation based on actual utilization experience.
- (10) Care for Developmentally Disabled - The Skilled and Intermediate Nursing Care lines are combined because all of the bookkeeping, billing and caseload information is kept in a single fashion for all purposes except the Long Bill. The rate is increased by 13.8% (based on \$61.04 actual 1980-81 costs) for 419,750 projected patient days.
- (11) New Legislation - S.B. 461 - This bill sets the minimum amount for personal needs to be provided by the Department of Social Services to Medicaid nursing home or intermediate care residents.

DEPARTMENT OF SOCIAL SERVICES - Continued

S.B. 225 - This bill provides that when computing net income, which is deductible from the amount of monthly Old Age Pension a qualified person receives, the Social Security cost of living increase shall not be considered as income for the purpose of medical assistance.

SPECIAL PURPOSE WELFARE PROGRAMS - General, Cash and Federal Funds

The Refugee Assistance Program, which consolidates the Cuban Refugee and Indo-Chinese Refugee Assistance programs, and the Denver Income Maintenance Experiment are federally funded and are funded at the requested level.

The Client Oriented Information Network is the continuation of the Colorado Eligibility, Disbursement and Reporting System. The appropriation provides a General Fund match from October, 1981 to January, 1982, since federal funds will carry over through September, 1982. The six months funding is for the Legislature to be able to monitor the progress of the system. The Department is to report to the Joint Budget Committee on January 1, 1982, the status of conversion of the system in Boulder and Adams Counties as to dates converted and actual expenditures compared to projected costs. The last six months funding for 1981-82 is to be based on meeting scheduled dates and costs.

Contract training funds and the Indian Center are appropriated at the requested level.

The Ute Mountain Ute Project appropriation provides for a 20% match of tribal funds.

The funding for the Mental Retardation Advocacy program is at the same level as the aging advocacy program.

The Low Income Energy Assistance Program is funded based on the 1980-81 projection of expenditures. An administrative match is required and is funded at 7½%. The program replaces the five-month winter utilities program previously funded in Aid to Families with Dependent Children.

Funding for the Medically Indigent program is increased by 21% over the 1980-81 level in 1981-82. Footnote #99a states the following intent: "that reimbursements provided by this appropriation be for all eligible billings made within sixty days following release for inpatient care or outpatient services rendered, exclusive of federal reimbursements, and less 3% of all hospital and center operating expenditures. Each hospital should utilize the University of Colorado, University Hospital's ability-to-pay schedule that is in effect for the fiscal year ending June 30, 1982. In addition, each hospital should provide to the Department of Social Services a county-of-residence statement for clients served. The terms of reimbursement and the services for which reimbursement is made should be defined by contract, subject to provisions of this footnote."

Footnote 99b states the following determination: "that, when treatment for patients residing within the Denver Metropolitan Area beyond ability to pay is necessary, this line item is to provide reimbursement for services to other institutions only when the University of Colorado University Hospital is operating at maximum bed capacity and can demonstrate it is unable to care for clients needing service."

SERVICES FOR THE AGED - General, Cash and Federal Funds (11.0 FTE)

The personal services appropriation eliminates 1.0 FTE responsible for performing program evaluations in excess of federal regulations. The appropriation also eliminates 1.0 FTE Deputy Director position which should not be needed in a division this small; duties related to staff supervision and coordination of aging programs should be handled by the Director. A reduction of 1.0 FTE clerical is also made to correspond to the reduction in professional staff. An additional 0.5 FTE is added to the

DEPARTMENT OF SOCIAL SERVICES - Continued

Colorado Commission on Aging for secretarial support. The 1.0 FTE responsible for management and administration of the Senior Community Services Employment Program is appropriated as part of a separate line so the Division can receive reimbursement for administration as allowed under the grant. The line item is shown as cash since the award of the grant is made initially to the Governor's Office. Contracts for Advocacy Services and Title IV-A training are appropriated at a continuing level of support. Also appropriated is the required 5% state match of expected federal program funds.

STATE NURSING HOME AT TRINIDAD - Cash Funds (105.7 FTE)

The 105.7 FTE includes 3.0 FTE administration, 4.0 FTE clerical, 65.2 FTE nursing, 14.0 FTE food services, 1.0 FTE activity director, 17.5 FTE maintenance, and 1.0 FTE pharmacy. The personal services appropriation includes a 1.6% vacancy savings factor based on actual experience. Also included in the personal services appropriation is \$7,800 for contract services. It is the intent of the General Assembly that nursing homes be able to demonstrate a specific benefit derived from expenditures for contractual services or fees. The demonstrated benefit should focus on enhancement of quality of care for clients. The appropriation also provides reimbursement for indirect costs to the Department and for central government functions.

COLORADO STATE VETERANS CENTER AT HOMELAKE - General and Cash Funds (46.0 FTE)

The staffing appropriation is for a continuing level. This includes 2.0 FTE administration, 3.0 FTE clerical, 13.0 FTE nursing, 12.5 FTE food service, 14.0 FTE maintenance, 0.5 FTE activity director, and 1.0 FTE vehicle driver. Included in the personal services appropriation is \$26,460 for contractual services. It is the intent of the General Assembly that nursing homes be able to demonstrate a specific benefit derived from expenditures for contractual services or fees. The demonstrated benefit should focus on enhancement of quality of care for clients. Funding is appropriated at 15% General Fund and 85% cash funds. This funding split continues the decrease of General Fund support which was initiated in the 1979-80 appropriation.

STATE VETERANS NURSING HOME AT FLORENCE - Cash Funds (72.0 FTE)

The personal services appropriation is for a continuing level of 72.0 FTE. This includes 2.0 FTE administration, 3.0 FTE clerical, 50.0 FTE nursing, 8.0 FTE food service, 0.5 FTE activity director, and 8.5 FTE maintenance. Included in the personal services appropriation is \$60,047 for contractual services. It is the intent of the General Assembly that nursing homes be able to demonstrate a specific benefit derived from expenditures for contractual services or fees. The demonstrated benefit should focus on enhancement of quality of care for clients. The appropriation also provides reimbursement for indirect costs to the Department and for central government functions.

DIVISION OF VOCATIONAL REHABILITATION

The appropriations format for the Division of Rehabilitation groups together programs which are similarly funded and serve similar clientele.

Division Administration - General, Cash and Federal Funds (7.5 FTE)

The personal services appropriation reflects a continuation level of staffing. No vacancy savings has been applied. The ratio of state to federal funds is 18% General Fund to 82% federal funds. Cash funds are to be collected from the Workmen's Compensation program for statewide indirect cost recoveries.

DEPARTMENT OF SOCIAL SERVICES - Continued

General Program - General, Cash and Federal Funds (146.0 FTE)

The personal services appropriation reflects a reduction of 2.0 counselors due to the decrease in client caseload during the current year and a reduction of 8.0 FTE in the Workmen's Compensation program, as requested by the Division. A vacancy savings of 2.1% has been applied.

Case services are appropriated at the requested level which is 9.2% larger than the 1980-81 appropriation. It is the intent of the General Assembly that not more than 10% of case services funds be expended in the "other services" category. It is also the intent of the General Assembly that the Division of Rehabilitation submit a report to the Joint Budget Committee by November 1, 1981, specifying what "case services" funds in the "other services" category were spent in the fiscal year ending June 30, 1981.

The ratio of state funds to federal programs is 16% General Fund to 84% federal funds. The Workmen's Compensation program is fully cash funded.

Home Teaching Services for the Blind - General Fund (12.0 FTE)

This appropriation reflects a continuation of the program at the current level. No vacancy savings has been applied.

Institutional Programs - General and Federal Funds (79.0 FTE)

The personal services appropriation reflects a continuation level of funding for these programs. A vacancy savings of 2.1% has been applied.

Case services are appropriated at the requested level which is 9.2% larger than the 1980-81 appropriation. It is the intent of the General Assembly that not more than 10% of case services funds be expended in the "other services" category. It is also the intent of the General Assembly that the Division of Rehabilitation submit a report to the Joint Budget Committee by November 1, 1981, specifying what "case services" funds in the "other services" category were spent in the fiscal year ending June 30, 1981.

The ratio of state to federal funds is 18% General Fund to 82% federal funds.

Rehabilitation Center for the Visually Impaired - General, Cash and Federal Funds (16.0 FTE)

- a. Training and Evaluation (14.6 FTE) - The personal services appropriation reflects a continuation level of funding. No vacancy savings has been applied. The ratio of state to federal funds is 17% General Fund to 83% federal funds.
- b. Production (1.4 FTE) - The personal services appropriation reflects a continuation level of funding. No vacancy savings has been applied. The matching fund ratio is 1% General Fund, 86% cash funds (from the sale of manufactured goods), and 13% federal funds.

DEPARTMENT OF SOCIAL SERVICES - Continued

Rehabilitation Services for the Visually Impaired and the Deaf - General and Federal Funds (34.0 FTE)

The personal services appropriation is for a continuing level of funding. A vacancy savings of 1.3% has been applied.

Case services are appropriated at the requested level which is 9.2% larger than the 1980-81 appropriation. It is the intent of the General Assembly that not more than 10% of case services funds be expended in the "other services" category. It is also the intent of the General Assembly that the Division of Rehabilitation submit a report to the Joint Budget Committee by November 1, 1981, specifying what "case services" funds in the "other services" category were spent in the fiscal year ending June 30, 1981.

The funding ratio for the program, except the Center for Deafness, is 17% General Fund to 83% federal funds. The funding for the Center for Deafness is entirely from the General Fund.

Vending Facilities Program - General, Cash and Federal Funds (8.0 FTE)

The personal services appropriation reflects a continuation level of funding. No vacancy savings has been applied.

It is intended that the funds appropriated for Remodeling, Renovation, and Reconstruction of Vending Stands shall be used for electrical and plumbing repair and the remodeling of four existing vending stands. The appropriation for Vending Facility Program Location Expenditure is to replace approximately 25% of the equipment in existing stands which is older than five years.

The recommendation for cash spending authority for Equipment Maintenance and Fair Return is at the level requested by the Division.

The funding match for personal services, operating expenses, and travel and subsistence is 20% cash funds from monies paid by vending stand operations to 80% federal funds. This funding split is a change from the current year in which the split is 5% General Fund, 15% cash funds, and 80% federal funds. The funding ratio for Remodeling, Renovation, and Reconstruction of Vending Stands is 20% General Fund and 80% federal funds. The ratio for Vending Facility Program Location Expenditure is 5% General Fund, 15% cash funds, and 80% federal funds.

Special Purpose Rehabilitation - General, Cash and Federal Funds (108.0 FTE)

The appropriation includes an increase of 8.0 FTE in the Disability Determination program which is totally supported by federal funds, and an increase of 4.0 FTE to work as counselors with developmentally disabled clients at various Community Center Boards across the state. These 4.0 FTE have been funded through an Expansion Grant which expires at the end of the current fiscal year. The Expansion Grant required a 20% local cash match. This appropriation provides a 20% General Fund match to continue the program.

The amount of federal funds for the Establishment Grants and the Independent Living program has increased 150%. These programs do not require any General Fund match, only local matching funds.

DEPARTMENT OF STATE

| | <u>1979-80</u> <u>Actual</u> | <u>1980-81</u> <u>Estimate</u> | <u>1981-82</u> <u>Appropriation</u> |
|---------------------------|---------------------------------|-----------------------------------|--|
| <u>APPROPRIATED FUNDS</u> | | | |
| Total-General Fund | \$ 1,199,811 | \$ 1,469,500 | \$ 1,154,675 |

The decrease in the appropriation is the result of a reduction in staff and the deletion of the Initiative and Referendum line item.

The reduction in FTE is based on the Department's request to delete 1.0 Staff Assistant in Administration, 1.0 Program Administrator for Corporations and the Uniform Commercial Code, and 1.0 Staff Assistant in Elections.

The data conversion, computerization and microfilming of the Corporations section, Uniform Commercial Code, and Notaries Public Fees will be completed this fiscal year. The appropriation for ADP Services includes funding for a systems analyst to assist the Department in maintenance of these ongoing programs and development of new programs for the Master Voter Registration List.

The appropriation includes funding at requested levels for the annual elections for the State Personnel Board, the bilingual translation of election forms, and the County Clerk CRA Reimbursement. For the first time, the appropriation includes funding for Oregon Plan Legal Services.

DEPARTMENT OF THE TREASURY

| | <u>1979-80</u> <u>Actual</u> | <u>1980-81</u> <u>Estimate</u> | <u>1981-82</u> <u>Appropriation</u> |
|---|---------------------------------|-----------------------------------|--|
| <u>APPROPRIATED FUNDS</u> | | | |
| General Fund | \$ 414,947 | \$ 541,249 | \$ 572,117 |
| Cash Funds | -0- | 19,500 | -0- |
| Federal Funds | -0- | 88,000 | -0- |
| Non Add Items: | | | |
| Elderly Property Tax Relief ^{1/} | <u>29,481</u> | <u>29,500</u> | <u>44,250</u> |
| TOTAL APPROPRIATED FUNDS (Excluding Property Tax Relief) | \$ 414,947 | \$ 648,749 | \$ 572,117 |

^{1/}These amounts are from tax relief funds pursuant to 24-75-201.2 C.R.S. 1973.

Staffing is appropriated at 15.0 FTE, a decrease of 1.0 FTE from 1980-81 level of 16.0 FTE based on reorganization of office.

Operating and travel were appropriated at requested level.

Capital outlay was appropriated at \$8,750 which is to purchase the final equipment necessary for the department's computer conversion.

ADP was appropriated for purchase of service from the General Government Computer Center.

For the first time Oregon Plan Legal Services are appropriated to the department.

Elderly property tax relief is appropriated at \$44,250, which is a reduced level. This was based on the lack of participation in the program.

COMPARISON OF CAPITAL CONSTRUCTION APPROPRIATIONS

| | <u>1979-80</u> | <u>1980-81</u> | <u>1981-82</u> |
|---------------------------------|-------------------|-------------------|------------------|
| <u>ADMINISTRATION</u> | | | |
| Capital Construction Fund | \$ 80,000 | \$ 8,473,723 | \$ 6,023,994 |
| Federal Funds | <u> --</u> | <u> --</u> | <u>1,484,210</u> |
| TOTAL | 80,000 | 8,473,723 | 7,508,204 |
| <u>AGRICULTURE</u> | | | |
| Capital Construction Fund | 144,215 | 40,000 | 212,000 |
| Cash Funds | <u> --</u> | <u>40,000</u> | <u> --</u> |
| TOTAL | 144,215 | 80,000 | 212,000 |
| <u>CORRECTIONS</u> | | | |
| Capital Construction Fund | 66,112 | 391,360 | 110,000 |
| Cash Funds | <u>299,000</u> | <u>580,100</u> | <u> --</u> |
| TOTAL | 365,112 | 971,460 | 110,000 |
| <u>EDUCATION</u> | | | |
| TOTAL-Capital Construction Fund | <u>15,000</u> | <u>106,000</u> | <u> --</u> |
| <u>GOVERNOR</u> | | | |
| TOTAL-Capital Construction Fund | <u>100,000</u> | <u> --</u> | <u> --</u> |
| <u>HEALTH</u> | | | |
| Capital Construction Fund | 2,500,000 | 2,484,000 | 2,450,000 |
| Federal Funds | <u>1,500,000</u> | <u>1,335,000</u> | <u>3,900,000</u> |
| TOTAL | 4,000,000 | 3,819,000 | 6,350,000 |
| <u>HIGHER EDUCATION</u> | | | |
| Capital Construction Fund | 15,062,455 | 11,222,170 | 9,028,459 |
| Cash Funds | <u> --</u> | <u>338,600</u> | <u>471,500</u> |
| Federal Funds | <u>686,508</u> | <u> --</u> | <u> --</u> |
| TOTAL | 15,748,963 | 11,560,770 | 9,499,959 |
| <u>INSTITUTIONS</u> | | | |
| Capital Construction Fund | 1,234,222 | 1,981,032 | 481,629 |
| Cash Funds | <u>100,000</u> | <u> --</u> | <u> --</u> |
| TOTAL | 1,334,222 | 1,981,032 | 481,629 |
| <u>LEGISLATIVE DEPARTMENT</u> | | | |
| TOTAL-Capital Construction Fund | <u> --</u> | <u>600,000</u> | <u>1,200,000</u> |
| <u>LOCAL AFFAIRS</u> | | | |
| Capital Construction Fund | 1,500,000 | 380,000 | <u> --</u> |
| Cash Funds | <u>10,166,966</u> | <u>15,049,950</u> | <u> --</u> |
| TOTAL | 11,666,966 | 15,429,950 | <u> --</u> |

COMPARISON OF CAPITAL CONSTRUCTION APPROPRIATIONS

| | <u>1979-80</u> | <u>1980-81</u> | <u>1981-82</u> |
|---|------------------|----------------|-------------------|
| <u>MILITARY AFFAIRS</u> | | | |
| TOTAL-Capital Construction Fund | \$ 45,970 | \$ -- | \$ -- |
| <u>NATURAL RESOURCES</u> | | | |
| Capital Construction Fund | -- | 15,000 | 1,849,418 |
| Cash Funds | 5,334,446 | 3,750,450 | 2,673,000* |
| Federal Funds | <u>7,363,417</u> | <u>690,000</u> | <u>8,640,000</u> |
| TOTAL | 12,697,863 | 4,455,450 | 13,162,418 |
| <u>OFFICE OF STATE PLANNING AND BUDGETING</u> | | | |
| Capital Construction Fund | 3,806,575 | -- | 75,000 |
| Cash Funds | <u>93,375</u> | <u>--</u> | <u>--</u> |
| TOTAL | 3,899,950 | -- | 75,000 |
| <u>REGULATORY AGENCIES</u> | | | |
| Capital Construction Fund | -- | -- | 25,000 |
| Cash Funds | <u>--</u> | <u>--</u> | <u>25,000</u> |
| TOTAL | -- | -- | 50,000 |
| <u>REVENUE</u> | | | |
| Cash Funds | 100,000 | -- | -- |
| Federal Funds | <u>540,000</u> | <u>--</u> | <u>--</u> |
| TOTAL | 640,000 | -- | -- |
| <u>SOCIAL SERVICES</u> | | | |
| Capital Construction Fund | 71,368 | -- | 184,320 |
| Federal Funds | <u>205,476</u> | <u>--</u> | <u>417,307</u> |
| TOTAL | 276,844 | -- | 601,627 |
| <u>TREASURY</u> | | | |
| TOTAL-Cash Funds | <u>--</u> | <u>--</u> | <u>47,652,669</u> |
| | | | |
| GRAND TOTAL-CAPITAL CONSTRUCTION | \$51,015,105 | \$47,477,385 | \$86,903,506 |
| Capital Construction Fund | 24,625,917 | 25,693,285 | 21,639,820 |
| Cash Funds | 16,093,787 | 19,759,100 | 50,822,169 |
| Federal Funds | 10,295,401 | 2,025,000 | 14,441,517 |

*Includes S.B. 290 and 1284

CAPITAL CONSTRUCTION FUND - Continued

| | <u>Total</u> | <u>Capital Construction Fund</u> | <u>Other Funds</u> |
|--|--------------|--|------------------------|
| <u>DEPARTMENT OF ADMINISTRATION</u> | | | |
| Fire Alarm System - Social Services Building | \$ 120,000 | \$ 120,000 | |
| The appropriation provides for smoke and gas detectors and an alarm system for the State Social Services Building. | | | |
| Correction of Safety Hazard - Centennial Building | \$ 20,000 | \$ 20,000 | |
| The appropriation is for compacting soil at 1-B level of Centennial Building to prevent a soil cave-in. | | | |
| Remodelling/Retrofitting for Energy Conservation | \$ 4,034,210 | \$ 2,700,000 | \$ 1,334,210 |
| The appropriation provides for energy conservation projects with the largest payback in state buildings. | | | |
| Energy Audits | \$ 450,000 | \$ 300,000 | \$ 150,000 |
| This appropriation funds energy audits on state buildings which will determine the highest investment opportunities for remodelling and retrofitting projects. | | | |
| Renovate Old Archives Building | \$ 120,000 | \$ 120,000 | |
| The appropriation funds renovation so that the building can be used as office space. | | | |
| Emergency Projects | \$ 250,000 | \$ 250,000 | |
| These funds are reserved for emergencies which may arise during the fiscal year. | | | |
| Specific Maintenance Projects | | | |
| Department of Administration | \$ 70,000 | \$ 70,000 | |
| Department of Higher Education | 1,255,305 | 1,255,305 | |
| Department of Revenue | 37,500 | 37,500 | |
| The appropriation is for controlled maintenance projects which will cost more than \$30,000. | | | |
| Controlled Maintenance Projects | \$ 892,689 | \$ 892,689 | |
| This appropriation is for controlled maintenance projects of \$30,000 or less as prioritized by State Buildings Division. | | | |
| Panel Replacements | \$ 225,000 | \$ 225,000 | |
| These funds are appropriated to continue the replacement of panels in the Capitol Complex office buildings. | | | |

CAPITAL CONSTRUCTION FUND - Continued

| | <u>Total</u> | <u>Capital Construction Fund</u> | <u>Other Funds</u> |
|--|--------------|--|------------------------|
| Centennial Building - Duct Insulation | \$ 11,000 | \$ 11,000 | |

This appropriation allows completion of duct insulation to eliminate loss of heating and cooling in the Centennial Building.

| | | | |
|--|----------|----------|--|
| Rewire Lighting System for Automatic Turn-off | \$ 7,500 | \$ 7,500 | |
|--|----------|----------|--|

These funds are for rewiring of one capitol complex building for automatic light turn-off to save energy.

| | | | |
|--|-----------|-----------|--|
| Install Thermostat Controls - Capitol Complex | \$ 15,000 | \$ 15,000 | |
|--|-----------|-----------|--|

This appropriation funds installation of thermostatic controls and sensors to connect buildings in the capitol complex to the computerized energy monitor and will allow heat to be automatically turned off to conserve energy.

DEPARTMENT OF AGRICULTURE

| | | | |
|---|-----------|-----------|--|
| Replacement of Large Weights Testing Truck | \$ 99,000 | \$ 99,000 | |
|---|-----------|-----------|--|

The appropriation provides funds for replacement of a truck used to test and gauge large scales and weights.

| | | | |
|--|------------|------------|--|
| Physical Planning Funds for Construction of a New Insectary | \$ 113,000 | \$ 113,000 | |
|--|------------|------------|--|

This appropriation provides funds for the physical planning phase for construction of a new insectary in Grand Junction.

DEPARTMENT OF CORRECTIONS

Centennial

| | | | |
|-------------------|-----------|-----------|--|
| Sewer Line Design | \$ 30,000 | \$ 30,000 | |
|-------------------|-----------|-----------|--|

The appropriation permits Centennial to begin to tie in with the Florence sewer line system.

Fremont

| | | | |
|-------------------|-----------|-----------|--|
| Back-Up Generator | \$ 80,000 | \$ 80,000 | |
|-------------------|-----------|-----------|--|

This appropriation provides funds for a secondary power system for the Fremont facility for emergency circumstances.

CAPITAL CONSTRUCTION FUND - Continued

| | <u>Total</u> | <u>Capital Construction Fund</u> | <u>Other Funds</u> |
|--|--------------|--|------------------------|
| <u>DEPARTMENT OF HEALTH</u> | | | |
| Sewage Collection and Treatment Construction Grants | \$ 1,750,000 | \$ 1,750,000 | |

The appropriation provides financial assistance to municipalities with populations of 5,000 persons or less.

| | | | |
|--------------------------------------|--------------|------------|--------------|
| Radioactive Mill Tailings Removal | \$ 1,600,000 | \$ 400,000 | \$ 1,200,000 |
|--------------------------------------|--------------|------------|--------------|

The appropriation provides for removal of mill tailings used for construction in the Grand Junction area. The program is a 75% federal, 25% state match arrangement.

| | | | |
|---|--------------|------------|--------------|
| Inactive Mill Tailings Piles Removal | \$ 3,000,000 | \$ 300,000 | \$ 2,700,000 |
|---|--------------|------------|--------------|

The appropriation provides funds on a 90% federal, 10% General Fund match for removal and proper disposal of inactive tailings piles in Durango and other areas of the state.

DEPARTMENT OF HIGHER EDUCATION

University of Colorado
Boulder Campus

| | | | |
|----------------------------|------------|------------|--|
| Health and Safety Projects | \$ 669,700 | \$ 669,700 | |
|----------------------------|------------|------------|--|

The appropriation addresses the most severe items: \$532,200 for the Chemistry Building, and \$137,500 for the Fine Arts Building.

| | | | |
|-----------------|------------|------------|--|
| Campus Lighting | \$ 162,800 | \$ 162,800 | |
|-----------------|------------|------------|--|

The appropriation is for the last phase of the campus lighting project.

| | | | |
|--|--------------|--------------|--|
| Ramaley Building Addition and Renovation - Phase II | \$ 2,579,000 | \$ 2,579,000 | |
|--|--------------|--------------|--|

The appropriation funds the completion of the renovation and provides for moveable equipment. It is intended that this be the final appropriation for Ramaley.

Colorado Springs Campus

| | | | |
|---------------------------|------------|------------|--|
| Main Hall Code Correction | \$ 380,670 | \$ 380,670 | |
|---------------------------|------------|------------|--|

The appropriation provides funds to complete code corrections.

| | | | |
|---|------------|------------|--|
| Applied Sciences/Engineering Building Program Planning Funds | \$ 379,000 | \$ 379,000 | |
|---|------------|------------|--|

The appropriation funds the program planning phase of the proposed new building. However, it is intended that none of the funds be expended until a program plan has been approved by the Colorado Commission on Higher Education.

CAPITAL CONSTRUCTION FUND - Continued

| | <u>Total</u> | <u>Capital Construction Fund</u> | <u>Other Funds</u> |
|-------------------------------|--------------|--|------------------------|
| <u>University of Colorado</u> | | | |
| <u>Health Sciences Center</u> | | | |

| | | | |
|------------------------------|-----------|-----------|--|
| Toxic Waste Storage Facility | \$ 75,000 | \$ 75,000 | |
|------------------------------|-----------|-----------|--|

The appropriation funds an 800 square foot temporary holding facility for toxic wastes.

| | | | |
|---|------------|------------|--|
| Angiographic Equipment Replacement - Final Phase | \$ 823,955 | \$ 823,955 | |
|---|------------|------------|--|

The appropriation completes funding of replacement equipment. An appropriation in 1980-81 of \$123,550 funded remodeling of the Angiographic Unit and the first phase of equipment replacement.

Colorado State University

| | | | |
|---|------------|------------|--|
| Health and Safety/Code Compliance Projects | \$ 800,000 | \$ 800,000 | |
|---|------------|------------|--|

The appropriation provides funding for various safety projects including building fire alarms, flammable storage and secondary building exits.

| | | | |
|---|------------|------------|--|
| Additional Stacks - University Library | \$ 262,100 | \$ 262,100 | |
|---|------------|------------|--|

The appropriation provides funding for additional stacks in the University Library.

| | | | |
|--|------------|------------|------------|
| Diagnostic Scanning - Electron Microscope - Veterinary School | \$ 270,000 | \$ 148,500 | \$ 121,500 |
|--|------------|------------|------------|

The appropriation provides state-of-the-art electron microscope. WICHE fees from the special reserve account set up by C.R.S. 23-31-135 will be used to share in the cost of this equipment.

| | | | |
|------------------------|------------|------------|--|
| Dairy Center Equipment | \$ 190,000 | \$ 190,000 | |
|------------------------|------------|------------|--|

The appropriation is to provide equipment as the final phase of dairy center relocation.

| | | | |
|--|------------|------------|--|
| Renovation of Old Veterinary Hospital - Phase I | \$ 330,000 | \$ 330,000 | |
|--|------------|------------|--|

The appropriation provides funding for the first phase of renovating the Old Veterinary Hospital for the Department of Computer Science and College of Engineering.

School of Mines

| | | | |
|---------------------|------------|------------|--|
| Berthoud Hall Exits | \$ 176,121 | \$ 176,121 | |
|---------------------|------------|------------|--|

The appropriation provides funds to construct necessary fire exits for code compliance.

CAPITAL CONSTRUCTION FUND - Continued

| | <u>Total</u> | <u>Capital Construction Fund</u> | <u>Other Funds</u> |
|-------------------------|--------------|--|------------------------|
| Chemistry Lab Equipment | \$ 185,000 | \$ 185,000 | |

The appropriation provides funds to replace outdated fixed equipment in the Chemistry Lab.

University of Northern Colorado

| | | | |
|----------------------------|------------|------------|--|
| Ross Hall Code Corrections | \$ 375,000 | \$ 375,000 | |
|----------------------------|------------|------------|--|

The appropriation includes new construction (3,204 GSF) for exterior storage of volatile chemicals and correction of other code violations connected with the laboratory animal house.

| | | | |
|--|-----------|-----------|--|
| Kepner Hall - Life Cycle Cost Study | \$ 30,000 | \$ 30,000 | |
|--|-----------|-----------|--|

The appropriation provides funds for detailed program planning of Kepner Hall to improve space utilization and increase energy efficiency.

Adams State College

| | | | |
|----------------------------|-----------|-----------|--|
| Supervisory Control System | \$ 11,000 | \$ 11,000 | |
|----------------------------|-----------|-----------|--|

This appropriation is to contract for a study to determine the feasibility and cost effectiveness of installing a complete building and utilities monitoring control system.

Mesa College

| | | | |
|--------------------------|------------|------------|--|
| Exterior Campus Lighting | \$ 146,750 | \$ 146,750 | |
|--------------------------|------------|------------|--|

This appropriation will provide for installation of underground electric cable and light poles, equipped with high pressure sodium lights, to provide campus lighting for safety and security for students and residents. Lighting of auxiliary functional areas is excluded.

Fort Lewis College

| | | | |
|-----------------------|-----------|-----------|--|
| Renovation of Library | \$ 44,000 | \$ 44,000 | |
|-----------------------|-----------|-----------|--|

This appropriation will renovate 6,092 square feet of space in the basement of the Library. The renovation will provide drop ceilings, adequate lighting, and appropriate floor and wall coverings. This renovation is intended to provide additional space in the periodic reading room.

University of Southern Colorado

| | | | |
|--|-----------|-----------|--|
| Volatile/Hazardous Material Storage Vault | \$ 45,000 | \$ 45,000 | |
|--|-----------|-----------|--|

This appropriation will provide construction of one centrally located vault. This vault shall be constructed to the code requirements necessary for storage of hazardous/volatile materials.

CAPITAL CONSTRUCTION FUND - Continued

| | <u>Total</u> | <u>Capital Construction Fund</u> | <u>Other Funds</u> |
|---|--------------|--|------------------------|
| Moveable Equipment - Physical Plant Facility | \$ 120,000 | \$ 120,000 | |

This appropriation will equip the physical plant maintenance facility with necessary equipment for accomplishing assigned functions. This will include replacement of that portion of equipment which must stay with the leased facility presently occupied.

| | | | |
|----------------------|------------|------------|------------|
| Computer Acquisition | \$ 700,000 | \$ 350,000 | \$ 350,000 |
|----------------------|------------|------------|------------|

This appropriation will provide for purchase of an academic computer system as follows:

| | |
|--------------------------------|---------------|
| Basic Computer System | \$ 238,000 |
| Peripheral/Accessory Equipment | 123,800 |
| Communications Link | 188,400 |
| Terminal Equipment | 21,000 |
| Graphics (Plotter and CET) | 75,300 |
| Academic Software | <u>53,500</u> |
| Total Academic Computer System | \$ 700,000 |

It is expected that this system will be used as a part of the academic program in keeping with the polytechnic role of the University.

Arapahoe Community College

| | | |
|---------------------|------------|------------|
| Remodel North Annex | \$ 538,888 | \$ 538,888 |
|---------------------|------------|------------|

This provides for mechanical renovation and interior remodeling for the North Annex.

| | | |
|-----------------------|-----------|-----------|
| Remodel Main Building | \$ 94,875 | \$ 94,875 |
|-----------------------|-----------|-----------|

This provides interior remodeling of the main building.

Community College of Denver

| | | |
|--|-----------|-----------|
| Install Street Lights at Red Rocks Campus | \$ 10,000 | \$ 10,000 |
|--|-----------|-----------|

This will improve the illumination for the heavily utilized east entrance.

| | | |
|---|----------|----------|
| Climate Control System at Red Rocks Campus | \$ 8,100 | \$ 8,100 |
|---|----------|----------|

This provides for the installation of air conditioning and heating for the computer room so that it will be separate from the main building system.

CAPITAL CONSTRUCTION FUND - Continued

| | <u>Total</u> | <u>Capital Construction Fund</u> | <u>Other Funds</u> |
|--|--------------|--|------------------------|
| <u>Pueblo Vocational Community College</u> | | | |
| Remodeling of Facilities | \$ 93,000 | \$ 93,000 | |

This appropriation, when combined with other resources available to the State Board for Community Colleges and Occupational Education, will enable the school to permanently vacate rental facilities at Trucktown.

DEPARTMENT OF INSTITUTIONS

Division of Mental Health

Colorado State Hospital

| | | | |
|---|-----------|-----------|--|
| Fire Sprinkler System for Three Cottages | \$ 84,529 | \$ 84,529 | |
|---|-----------|-----------|--|

These funds are to install a fire sprinkler system in three children's/adolescent cottages to meet the Joint Commission on Accreditation of Hospitals standards which require sprinklers in buildings of wood construction.

| | | | |
|--|-----------|-----------|--|
| Passenger Elevator Safety Modifications | \$ 47,000 | \$ 47,000 | |
|--|-----------|-----------|--|

The appropriation funds handicapped controls in passenger elevators. Funds are not included for handicapped controls in service elevators or for an intercommunication system.

Fort Logan Mental Health Center

| | | | |
|-------------------|-----------|-----------|--|
| Detention Screens | \$ 97,100 | \$ 97,100 | |
|-------------------|-----------|-----------|--|

Of the funds appropriated, \$20,000 is for screens on the children's unit, which does not currently have screens or air conditioning, and \$77,100 is for detention screens for the two new adult wards to be opened. If one of the adult wards is not opened, it is expected that a proportionate amount of this appropriation will be reverted in a supplemental appropriation adjustment.

Division of Developmental
Disabilities

| | | | |
|---|------------|------------|--|
| Renovate the Dietary Kitchen at the State Home and Training School at Ridge | \$ 253,000 | \$ 253,000 | |
|---|------------|------------|--|

These funds are to replace the equipment at the Ridge kitchen and provide for renovating the space in the kitchen.

CAPITAL CONSTRUCTION FUND - Continued

| | <u>Total</u> | <u>Capital Construction Fund</u> | <u>Other Funds</u> |
|--|--------------|--|------------------------|
|--|--------------|--|------------------------|

LEGISLATIVE DEPARTMENT

| | | | |
|---|------------|------------|--|
| Electrical Rewiring of the State Capitol | \$ 550,000 | \$ 550,000 | |
|---|------------|------------|--|

Appropriated are funds for rewiring the electrical system in the Capitol. The current system is overloaded and is potentially dangerous.

| | | | |
|---|------------|------------|--|
| Remodel Former State Museum Building | \$ 650,000 | \$ 650,000 | |
|---|------------|------------|--|

This appropriation, when combined with the 1980-81 appropriation, provides for the complete remodeling of the building.

DEPARTMENT OF NATURAL RESOURCES

Division of Parks and Outdoor Recreation

| | | | |
|------------------------------------|--------------|------------|------------|
| Controlled Maintenance Projects | \$ 1,050,000 | \$ 350,000 | \$ 700,000 |
|------------------------------------|--------------|------------|------------|

Appropriated are funds for maintenance and repair work at Cherry Creek, State Forest, Golden Gate, Lory, Island Acres, Bonny, Eleven Mile, Rifle, Highline and Barbour Ponds. The cash funds are from the Highway Users Tax Fund and are for Golden Gate, Vega, Steamboat and State Forest areas. This appropriation is from the state highway department's share of the HUTF pursuant to Section 33-30-110(4), C.R.S. 1973.

| | | | |
|--------------------------|--------------|--------------|--|
| Development of Boyd Lake | \$ 1,499,418 | \$ 1,499,418 | |
|--------------------------|--------------|--------------|--|

This appropriation is for the first phase of development of the park and will pay for construction of a marina, a swim beach, parking lots, roads, bathhouse, comfort stations, and the utilities for these structures.

| | | | |
|---------------------------------|--------------|--|--------------|
| Development of Pueblo Reservoir | \$ 1,600,000 | | \$ 1,600,000 |
|---------------------------------|--------------|--|--------------|

This appropriation represents the final appropriation of federal funds for the development of the reservoir as a state recreation area.

| | | | |
|-------------------------------------|--------------|--|--------------|
| Development of Ridgway Reservoir | \$ 7,000,000 | | \$ 7,000,000 |
|-------------------------------------|--------------|--|--------------|

This appropriation authorizes the Division to expend federal funds for the development of recreational facilities at Ridgway Reservoir, but states that expenditure of these funds does not obligate the State to operation of the recreational area.

| | | | |
|-----------------------------------|-----------|--|-----------|
| Development of Bonny Reservoir | \$ 40,000 | | \$ 40,000 |
|-----------------------------------|-----------|--|-----------|

This appropriation represents the fourth phase of a five-year, federally-financed development program at Bonny Reservoir.

CAPITAL CONSTRUCTION FUND - Continued

| | <u>Total</u> | <u>Capital Construction Fund</u> | <u>Other Funds</u> |
|--|--------------|--|------------------------|
|--|--------------|--|------------------------|

Division of Wildlife

| | | |
|--|------------|------------|
| Wildlife Habitat Improvement on Public Land | \$ 230,000 | \$ 230,000 |
|--|------------|------------|

This appropriation will be utilized to improve and extend the Wildlife food supply on public lands through range reseeding, chaining of browse, range fertilization and other habitat improvement practices.

| | | |
|--|------------|------------|
| Wildlife Habitat Improvement on Division Property | \$ 320,000 | \$ 320,000 |
|--|------------|------------|

The funds included in this appropriation will be utilized on property owned by the Division to make habitat improvements such as range fertilization, aspen thinning, and stream improvements.

| | | |
|---|------------|------------|
| Stream and Lake Habitat Improvement on Public Land | \$ 307,000 | \$ 307,000 |
|---|------------|------------|

Projects anticipated to be completed with the funds in this appropriation include: streambank stabilization, spawning areas and escape habitat construction, protective fencing, and log and rock stream structures.

| | | |
|-------------------------|------------|------------|
| Piedra Diversion Repair | \$ 250,000 | \$ 250,000 |
|-------------------------|------------|------------|

This appropriation will be utilized to install 5,000 feet of pipe to replace an open ditch and make other improvements so as to increase the efficiency of the diversion system.

| | | |
|-------------------------------------|------------|------------|
| Echo Canyon Spillway Enlargement | \$ 137,000 | \$ 137,000 |
|-------------------------------------|------------|------------|

The State Engineer's Office has stated that the existing spillway is not adequate for the drainage area involved. The construction, financed through this appropriation, will correct that problem.

| | | |
|-------------------------------------|-----------|-----------|
| Trans-Video Facility Development | \$ 11,000 | \$ 11,000 |
|-------------------------------------|-----------|-----------|

The contractual agreement to purchase this property required the Division to construct parking lots, fencing, signing and roadway. This appropriation will fund that construction.

| | | |
|-----------------|-----------|-----------|
| Dam Maintenance | \$ 75,000 | \$ 75,000 |
|-----------------|-----------|-----------|

Appropriated are funds to be utilized for both scheduled and emergency repairs to the 70 water storage structures that the Division has throughout the State.

| | | |
|-----------------------|------------|------------|
| Fish Unit Maintenance | \$ 200,000 | \$ 200,000 |
|-----------------------|------------|------------|

Appropriated are funds for ongoing maintenance and repair of the 17 fish culture stations in the State.

CAPITAL CONSTRUCTION FUND - Continued

| | <u>Total</u> | <u>Capital Construction Fund</u> | <u>Other Funds</u> |
|------------------------------|--------------|--|------------------------|
| Employee Housing Maintenance | \$ 30,000 | | \$ 30,000 |

The Division maintains 60 employee housing units throughout the State. Appropriated are funds for the maintenance and repair of those homes.

| | | | |
|---|------------|--|------------|
| Acquisition of Property near Russell Lakes | \$ 361,000 | | \$ 361,000 |
|---|------------|--|------------|

As authorized by the passage of H.B. 1284, the Division will acquire fee title to 633 acres in the San Luis Valley. The land is considered to be a unique and very important marsh area.

| | | | |
|---|-----------|--|-----------|
| Acquisition of Water for John Martin Reservoir | \$ 52,000 | | \$ 52,000 |
|---|-----------|--|-----------|

The appropriation in S.B. 290 authorizes the Division to acquire, from the County Commissioners of Bent County, 13,000 acre feet of water that is currently stored in John Martin Reservoir. The water was purchased by Bent County from the City of Colorado Springs. The water will remain in the reservoir.

OFFICE OF STATE PLANNING AND BUDGETING

| | | | |
|---|-----------|-----------|--|
| Service Center Analysis and Grand Junction Pilot Project | \$ 75,000 | \$ 75,000 | |
|---|-----------|-----------|--|

This appropriation provides that an analysis, to be contracted for, be performed for the purpose of studying the concept of service centers in the state with particular emphasis on a pilot project in Grand Junction. The statewide study should include potential savings and recommendations for consolidating government services and personnel in the areas studied. The pilot project in Grand Junction should address the following:

- Need - government growth, combined community services, and the impact on vacating currently leased space.
- Size - state needs, city and county needs, including schematic design drawings illustrating the scale and relationship of project components for the recommendation.
- Location - a recommendation for location and the basis of the recommendation.
- Cost - Cost of land, building, equipment as recommended, including alternatives for financing.

It is intended that the analysis be completed and recommendations reported to the Joint Budget Committee by October 1, 1981. It is also intended that the pilot project should cost approximately \$50,000 and the service center study should cost approximately \$25,000.

CAPITAL CONSTRUCTION FUND - Continued

| | <u>Total</u> | <u>Capital Construction Fund</u> | <u>Other Funds</u> |
|--|--------------|--|------------------------|
| <u>DEPARTMENT OF REGULATORY AGENCIES</u> | | | |
| <u>Executive Director</u> | | | |
| Renovation of Office Space | \$ 50,000 | \$ 25,000 | \$ 25,000 |

This appropriation will renovate office space to be used by the Division of Racing, Division of Savings and Loan, Division of Administrative Services, and the Executive Director's Office.

DEPARTMENT OF SOCIAL SERVICES

Colorado State Veterans Center
at Homelake

| | | | |
|-------------------|--------------|--------------|--------------|
| Baseboard Heating | \$ (258,075) | \$ (149,320) | \$ (108,755) |
| | 426,627 | 149,320 | 277,307 |

The appropriation reverts prior appropriations in 1977-78 and 1980-81 for baseboard heating and reappropriates with proper federal match. This appropriation should complete the baseboard heating project.

Division of Vocational Rehabilitation

| | | | |
|---|------------|-----------|------------|
| Remodeling of the Capitol Vending Facility | \$ 175,000 | \$ 35,000 | \$ 140,000 |
|---|------------|-----------|------------|

This appropriation provides for remodeling of the vending facility in the basement of the Capitol Building.

DEPARTMENT OF THE TREASURY

Oil Shale Trust Fund

| | | |
|-------------------|--------------|--------------|
| Garfield County | \$22,253,797 | \$22,253,797 |
| Mesa County | 6,480,763 | 6,480,763 |
| Moffat County | 2,239,675 | 2,239,675 |
| Rio Blanco County | 16,678,434 | 16,678,434 |

The appropriation is for the balance of the fund available for appropriation. The appropriation utilizes the four-county agreement and distributes it as follows:

| | |
|-------------------|-------|
| Garfield County | 46.7% |
| Mesa County | 13.6% |
| Moffat County | 4.7% |
| Rio Blanco County | 35.0% |

CAPITAL CONSTRUCTION FUND - Continued

| <u>Total</u> | <u>Capital Construction Fund</u> | <u>Other Funds</u> |
|--------------|--|------------------------|
|--------------|--|------------------------|

The projects for which the appropriation is intended to fund are listed below. If the counties depart from the listed projects, the Department has the responsibility of advising the Joint Budget Committee. The distribution of funds is to follow the same procedure that has been used for capital construction appropriations from the Oil Shale Trust Fund in the past.

A. Garfield County

1. Garfield RE-2 School District Construction
2. Rifle City Hall Renovation and Addition
3. West Garfield Recreation Project
4. Master Plan, Design and Construction of Garfield County Courthouse and Annex Additions
5. Garfield RE-16 School District Construction
6. Grand River Hospital District Medical and Surgical Equipment Acquisition
7. Silt City Hall/Fire Station Construction
8. Parachute Town Hall, Shop and Fire Hall Construction
9. New Castle Water System Upgrade
10. West Garfield County Human Services Center
11. Rifle Collector Streets
12. Improvements at Garfield County Airport

B. Mesa County

1. Mesa County/Grand Junction/RE-51 School District Construction of a Major Arterial Thoroughfare System on Segments of Horizon Drive and F Road
2. Debeque Street Improvements
3. Debeque Water System Improvements
4. Plateau Valley School Mechanics Shop Construction
5. Palisade Sewer Enlargement Program
6. Mesa College Expansion

C. Moffat County

1. Dinosaur Water System Improvements
2. Dinosaur Sewer System Improvements
3. Dinosaur Comprehensive Plan Development
4. Dinosaur City Hall Construction
5. Dinosaur Street Improvements
6. Dinosaur Recreation Improvements
7. Moffat County Jail Design and Construction
8. Airport Overlay and Safety Project
9. Expansion of the Facility and Programs at the Northwest Colorado Detoxification Center

CAPITAL CONSTRUCTION FUND - Continued

| | <u>Total</u> | <u>Capital Construction Fund</u> | <u>Other Funds</u> |
|--|--------------|--|------------------------|
| D. Rio Blanco County | | | |
| 1. Meeker Cooperative Community Facilities Project | | | |
| 2. Rangely Senior Citizen Housing | | | |
| 3. Meeker Schools Kindergarten Facility | | | |
| 4. Pioneer Hospital Equipment | | | |
| 5. Rangely Water Improvement Project | | | |
| 6. Rangely District Hospital Planning for Acute Care Bed Expansion and Nursing Home | | | |
| 7. Expansion of Rangely's Municipal/County Building | | | |
| 8. Meeker/Eastern Rio Blanco Recreation Improvements | | | |
| 9. Rangely Streets and Drainage Phase IV | | | |
| 10. Rangely District Hospital Laboratory Equipment | | | |
| 11. Unspecified Projects | | | |

Future distributions of interest earned from the Oil Shale Trust Fund will be distributed in the same percentages as in the four-county agreement and as appropriated here. Rio Blanco County will advise the Joint Budget Committee of their intended use of the money for "unspecified projects" prior to their expenditure of the funds.

ACROSS

1. Long Bill Line Item Format (ab.)
7. General Assembly
8. Higher Education Enrollee (ab.)
10. Federal Gift
11. Chairman
14. Money Sources
15. JBC Product
16. Higher Education Watchdog
18. District #12 Senator
20. Teachers' Department
21. Formal Solicitation
24. Spend
26. Attorneys' Department
28. Formerly UCMC
30. Not General or Federal
31. Higher Education Limit
32. Not a Measure of Inflation
33. Capitol's Home
35. No Cost Position
36. See 20 Across
37. "Line"
39. Valuable Paper
41. Gold Dome
42. Ruth's Party
44. ". . . . and Employment"
45. Long Bill Intent Statement
46. Long Bill General Directive

DOWN

1. "Central"
2. Inmates' Department
3. "Spending"
4. Non-Voluntary Gift
5. Courts' Department
6. CPA's Department
7. Big Bill
8. Agency's Goal
9. Chosen
10. Big Fund
11. The Limit
12. Senior Democrat
13. Outdoor Department (ab.)
14. Union of States
17. Wellness Department
19. District #33 Representative
22. Jackie's Tom
23. "Seven"
25. Vice-Chairman
27. Average Count (ab.)
29. Party Gathering
32. Jean's Party
34. ". . . . Conservative"
34. Lamm's No
38. 65 Members
40. 35 Members
43. An Employee

