

STATE OF COLORADO
JOINT BUDGET COMMITTEE



FY2015-16
BUDGET PACKAGE
AND
LONG BILL NARRATIVE

Table of Contents

Section 1- Budget Package Overview

General Fund Overview and Budget Package Summary Tables	1
Referendum "C" General Fund Exempt Summary	4
General Fund Revenue Enhancements Summary Table and Budget Package: Appropriation Summary Table	5
Budget Package: Appropriation Summary by Department and Bill	6

Section 2 - Long Bill Narrative – SB 15-234

Summary of Proposed Long Bill Appropriations for FY 2015-16	14
Summary of Major Changes	15
Explanation of Major FTE Changes	17

<u>Department Summaries:</u>	<u>Long Bill Page</u>	<u>Narrative Page</u>
Agriculture	10	19
Corrections	21	25
Education	51	34
Governor	81	44
Health Care Policy and Financing	101	53
Higher Education	129	77
Human Services	159	88
Judicial	227	109
Labor and Employment	252	123
Law	263	129
Legislative	277	136
Local Affairs	280	139
Military and Veterans Affairs	297	144
Natural Resources	304	148
Personnel	329	155
Public Health and Environment	350	161
Public Safety	401	178
Regulatory Agencies	433	185
Revenue	447	192
State	469	200
Transportation	475	204
Treasury	480	210
Capital Construction	487	214

Section 3 -Summary of Companion Bills to the Long Bill

Summary of Fiscal Impacts for Legislation other than the Long Bill	218
Narrative Summaries: Long Bill Package Bills and Bills Included for Balancing	223

Section 4 - Appendices

Appendix A - Summary of Long Bill Sections	253
Appendix B - General Policies	254
Appendix C - Highway Users Tax Fund Appropriation Comparison.....	259
Appendix D - General Fund Exempt Account & GF Exempt from the Statutory Limit ..	260
Appendix E - (I) Notations.....	262

Section 1

Budget Package Overview

General Fund Overview (millions of dollars)		
	FY 2014-15	FY 2015-16
<u>GENERAL FUND REVENUES AVAILABLE:</u>		
Beginning General Fund Reserve	\$435.9	\$614.9
General Fund Nonexempt Revenues	7,274.4	7,766.1
General Fund Exempt Revenues	2,384.1	2,489.0
Transfers from Other Funds - Current Law	36.7	14.1
Transfers from Other Funds - Budget Package	47.7	0.0
TOTAL GENERAL FUND AVAILABLE	\$10,178.8	\$10,884.1
<u>GENERAL FUND OBLIGATIONS:</u>		
General Fund Appropriations - As Recommended in Budget Package	\$8,868.9	\$9,437.2
Rebates and Expenditures	254.4	268.2
Transfer to HUTF (Sec. 24-75-219, C.R.S.)	0.0	102.6
Transfer to Capital Construction Fund (Sec. 24-75-219, C.R.S.)	0.0	25.6
Capital Construction Transfer	248.5	222.1
Transfers to Other Funds - Current Law	39.1	43.9
Bills Affecting Available General Fund Revenue - Budget Package	0.0	11.6
Transfer to State Education Fund	25.3	25.3
TABOR Refund Under Art. X, Section 20, (7)(d)	69.7	116.8
TABOR Refund Under Art. X, Section 20, (3)(c) [Proposition AA]	58.0	0.0
TOTAL GENERAL FUND OBLIGATIONS	\$9,563.9	\$10,253.3
YEAR END GENERAL FUND RESERVE	\$614.9	\$630.8
LESS: STATUTORY RESERVE - Current Law (6.5%)	576.5	613.4
ADJUSTMENT TO STATUTORY RESERVE BASED ON SB 15-251	0.0	(2.4)
MONEYS IN (DEFICIT)/EXCESS OF THE STATUTORY GENERAL FUND RESERVE	\$38.4	\$19.8

<u>CALCULATION OF GENERAL FUND STATUTORY RESERVE (Assuming Passage of SB 15-251):</u>	
Adjusted General Fund Appropriation Base	\$9,437.2
LESS: Amounts Exempt from Statutory Reserve	
Anschutz Medical Campus Certificate of Participation	7.2
Federal Mineral Lease Certificate of Participation	5.7
CSP II Certificate of Participation	20.3
Lease Purchase of Ralph L. Carr Colorado Judicial Center	3.9
Adjusted General Fund Base for Calculation of Statutory Reserve	\$9,400.1
Statutory Reserve Assuming Passage of SB 15-251	\$611.0
Statutory Reserve Without Passage of SB 15-221	\$613.4
Difference Due to SB 15-221	(\$2.4)

**Bills Affecting Available General Fund Revenue
Recommended by JBC as Part of Budget Package
(millions of dollars)**

	FY 2014-15	FY 2015-16
<u>Transfers from Other Funds:</u>		
SB 15-249 Transfer from Marijuana Tax Cash Fund to General Fund	\$27.7	\$0.0
Not Yet Introduced Divert Severance Tax Receipts to General Fund	20.0	0.0
Total: Transfers From Other Funds	\$47.7	\$0.0
<u>Transfers to Other Funds:</u>		
SB 15-244 Transfers to Mineral Impact Fund	\$0.0	\$7.8
SB 15-245 Colorado Recovery Office Hazard Mapping Program	0.0	3.8
Total: Transfers to Other Funds	0.0	11.6

General Fund Obligation Components of the General Fund Overview
(millions of dollars)

	FY 2014-15	FY 2015-16
<u>REBATES AND EXPENDITURES:</u>		
<i>Amounts Reflected in Long Bill:</i>		
Senior Citizen and Disabled Veteran Property Tax Exemption	\$117.0	\$126.0
Fire and Police Pension Association - Current Law	4.7	4.7
Old Age Heat and Fuel and Property Tax Assistance Grant	6.4	6.6
Cigarette Tax Rebate	10.8	10.6
Marijuana Tax Transfer to Local Government	5.7	6.3
Amendment 35 - Tobacco Tax	0.8	0.9
<i>Subtotal Amounts Reflected in Long Bill</i>	<u>\$145.4</u>	<u>\$155.1</u>
<i>Amounts Not Reflected in Long Bill - Off Budget</i>		
Old Age Pension	\$98.2	\$102.1
Older Coloradans Fund	10.0	10.0
Treasurer's School Loan Program	0.8	1.0
<i>Subtotal Amounts Not Reflected in Long Bill - Off Budget</i>	<u>\$109.0</u>	<u>\$113.1</u>
TOTAL REBATES AND EXPENDITURES	<u><u>\$254.4</u></u>	<u><u>\$268.2</u></u>

“Referendum C” (Passed in 2006) General Fund Exempt Summary

The following table summarizes appropriations and transfers from the General Fund Exempt account made in compliance with Sections 24-77-103.6 (2) and 24-77-104.5 (1), C.R.S.

"Referendum C" General Fund Exempt Appropriations and Transfers by Program in the 2015 Long Bill				
Department	Long Bill Line Item/Bill Number	FY 2013-14	FY 2014-15	FY 2015-16
Education	State Share of Districts' Total Program Funding	\$726,875,575	\$813,135,957	\$848,124,468
Health Care Policy and Finance	Medical Services Premiums Totals	726,875,575	813,135,957	848,124,468
Higher Education	Various Line Items	666,772,952	753,033,333	788,000,000
Local Affairs	Volunteer Firefighter Retirement Plans	4,294,753	4,294,753	4,251,065
Transportation	Capital Transfer Bill	500,000	500,000	500,000
	Total General Fund Exempt	\$2,125,318,855	\$2,384,100,000	\$2,489,000,001

Joint Budget Committee FY 2015-16 Budget Balancing Package

Legislation with General Fund Revenue Impacts						
				FY 2014-15	FY 2015-16	
S.B. 15-244 Transfers to Mineral Impact Fund				\$0	(\$7,788,866)	
S.B. 15-245 Colorado Recovery Office Hazard Mapping Project				0	(3,800,000)	
S.B. 15-249 General Fund Transfer				27,700,000	0	
S.B. 15-XXX Severance Tax Revenue Transfer				<u>20,000,000</u>	<u>0</u>	
Total General Fund Revenue Changes				\$47,700,000	(\$11,588,866)	
JBC Budget Package Bills That Do Not Impact the Statutory Limit						
				FY 2014-15	FY 2015-16	
S.B. 15-250 Capital Construction Transfers				<u>\$0</u>	<u>(\$222,059,939)</u>	
Subtotal - Bills That Do Not Impact the Statutory Limit				\$0	(\$222,059,939)	
JBC Budget Package Bills That Impact the General Fund Reserve						
				FY 2014-15	FY 2015-16	
S.B. 15-251 General Fund Reserve Exclusion for Lease Purchase				<u>\$0</u>	<u>(\$2,539,845)</u>	
Subtotal - Bills That Impact the General Fund Reserve				\$0	(\$2,539,845)	
Budget Package: Appropriation Summary Table						
	Total Funds	General Fund	Cash Funds	Reappropriated Funds	Federal Funds	FTE
FY 2014-15 Appropriation	\$24,717,433,802	\$9,021,141,005	\$7,020,683,698	\$1,434,164,879	\$7,241,444,220	54,975.8
S.B. 15-234 (Long Bill Supplemental)	(55,983,831)	(1,590,800)	(63,077,397)	0	8,684,366	23.8
Other Balancing Package Legislation (FY 2014-15)	<u>141,471</u>	<u>141,471</u>	<u>0</u>	<u>0</u>	<u>0</u>	<u>0.0</u>
FY 2014-15 Adjusted Appropriation	\$24,661,591,442	\$9,019,691,676	\$6,957,606,301	\$1,434,164,879	\$7,250,128,586	54,999.6
S.B. 15-234 - Long Bill Total	26,278,998,415	9,509,828,878	7,317,338,659	1,451,682,289	8,000,148,589	55,391.8
Other Balancing Package Legislation (FY 2015-16)	<u>95,698,700</u>	<u>82,414,024</u>	<u>6,603,260</u>	<u>915,000</u>	<u>5,766,416</u>	<u>288.0</u>
Proposed FY 2015-16 Appropriation	26,374,697,115	9,592,242,902	7,323,941,919	1,452,597,289	8,005,915,005	55,679.8
<i>\$ Change from prior year</i>	<i>\$1,713,105,673</i>	<i>\$572,551,226</i>	<i>\$366,335,618</i>	<i>\$18,432,410</i>	<i>\$755,786,419</i>	<i>680.2</i>
<i>% Change from prior year</i>	<i>6.9%</i>	<i>6.3%</i>	<i>5.3%</i>	<i>1.3%</i>	<i>10.4%</i>	<i>1.2%</i>

Budget Package: Appropriation Summary by Department and Bill						
Department / Item	Total Funds	General Fund	Cash Funds	Reappropriated Funds	Federal Funds	FTE
Department of Agriculture						
FY 2014-15 Appropriation	\$44,206,921	\$9,317,936	\$29,155,798	\$1,629,526	\$4,103,661	274.1
S.B. 15-234 (Long Bill Supplemental)	0	0	0	0	0	0.0
Other Balancing Package Legislation	0	0	0	0	0	0.0
FY 2014-15 Adjusted Appropriation	44,206,921	9,317,936	29,155,798	1,629,526	4,103,661	274.1
S.B. 15-234 - Long Bill Total	45,409,657	9,706,234	29,876,218	1,656,548	4,170,657	274.1
Other Balancing Package Legislation	0	0	0	0	0	0.0
Proposed FY 2015-16 Appropriation	45,409,657	9,706,234	29,876,218	1,656,548	4,170,657	274.1
<i>\$ Change from prior year</i>	<i>\$1,202,736</i>	<i>\$388,298</i>	<i>\$720,420</i>	<i>\$27,022</i>	<i>\$66,996</i>	<i>0.0</i>
<i>% Change from prior year</i>	<i>2.7%</i>	<i>4.2%</i>	<i>2.5%</i>	<i>1.7%</i>	<i>1.6%</i>	<i>0.0%</i>
Department of Corrections						
FY 2014-15 Appropriation	\$808,625,772	\$720,902,032	\$40,096,980	\$46,402,892	\$1,223,868	6,209.2
S.B. 15-234 (Long Bill Supplemental)	0	0	0	0	0	0.0
Other Balancing Package Legislation	0	0	0	0	0	0.0
FY 2014-15 Adjusted Appropriation	808,625,772	720,902,032	40,096,980	46,402,892	1,223,868	6,209.2
S.B. 15-234 - Long Bill Total	868,544,024	779,691,883	40,926,815	46,665,389	1,259,937	6,239.8
S.B. 15-195 (Savings from Earned Time)	1,500,000	1,500,000	0	0	0	0.0
Statutory Appropriations	249,731	249,731	0	0	0	0.0
Proposed FY 2015-16 Appropriation	870,293,755	781,441,614	40,926,815	46,665,389	1,259,937	6,239.8
<i>\$ Change from prior year</i>	<i>\$61,667,983</i>	<i>\$60,539,582</i>	<i>\$829,835</i>	<i>\$262,497</i>	<i>\$36,069</i>	<i>30.6</i>
<i>% Change from prior year</i>	<i>7.6%</i>	<i>8.4%</i>	<i>2.1%</i>	<i>0.6%</i>	<i>2.9%</i>	<i>0.5%</i>
Department of Education						
FY 2014-15 Appropriation	\$5,248,362,136	\$3,357,973,487	\$1,192,935,611	\$61,142,113	\$636,310,925	582.0
S.B. 15-234 (Long Bill Supplemental)	(141,471)	(141,471)	0	0	0	0.0
S.B. 15-235 (Child Nutrition School Lunch Program)	141,471	141,471	0	0	0	0.0
FY 2014-15 Adjusted Appropriation	5,248,362,136	3,357,973,487	1,192,935,611	61,142,113	636,310,925	582.0
S.B. 15-234 - Long Bill Total	5,395,441,471	3,542,723,792	1,172,310,474	29,757,276	650,649,929	598.0
S.B. 15-235 (Child Nutrition School Lunch Program)	161,258	161,258	0	0	0	0.0
School Finance Set-aside (bill to be introduced)	25,000,000	25,000,000	0	0	0	0.0
Proposed FY 2015-16 Appropriation	5,420,602,729	3,567,885,050	1,172,310,474	29,757,276	650,649,929	598.0
<i>\$ Change from prior year</i>	<i>\$172,240,593</i>	<i>\$209,911,563</i>	<i>(\$20,625,137)</i>	<i>(\$31,384,837)</i>	<i>\$14,339,004</i>	<i>16.0</i>
<i>% Change from prior year</i>	<i>3.3%</i>	<i>6.3%</i>	<i>(1.7%)</i>	<i>(51.3%)</i>	<i>2.3%</i>	<i>2.7%</i>

Budget Package: Appropriation Summary by Department and Bill						
Department / Item	Total Funds	General Fund	Cash Funds	Reappropriated Funds	Federal Funds	FTE
Governor - Lieutenant Governor - State Planning and Budgeting						
FY 2014-15 Appropriation	\$293,323,703	\$34,983,120	\$41,899,571	\$210,000,641	\$6,440,371	1,073.1
S.B. 15-234 (Long Bill Supplemental)	0	0	0	0	0	0.0
Other Balancing Package Legislation	0	0	0	0	0	0.0
FY 2014-15 Adjusted Appropriation	293,323,703	34,983,120	41,899,571	210,000,641	6,440,371	1,073.1
S.B. 15-234 - Long Bill Total	269,478,544	41,927,966	42,239,163	178,818,806	6,492,609	1,085.7
Other Balancing Package Legislation	0	0	0	0	0	0.0
Proposed FY 2015-16 Appropriation	269,478,544	41,927,966	42,239,163	178,818,806	6,492,609	1,085.7
\$ Change from prior year	(\$23,845,159)	\$6,944,846	\$339,592	(\$31,181,835)	\$52,238	12.6
% Change from prior year	(8.1%)	19.9%	0.8%	(14.8%)	0.8%	1.2%
Department of Health Care Policy and Financing						
FY 2014-15 Appropriation	\$8,011,622,840	\$2,353,220,728	\$987,630,750	\$6,104,791	\$4,664,666,571	390.9
S.B. 15-234 (Long Bill Supplemental)	(79,917,760)	(776,428)	(87,825,698)	0	8,684,366	0.0
Other Balancing Package Legislation	0	0	0	0	0	0.0
FY 2014-15 Adjusted Appropriation	7,931,705,080	2,352,444,300	899,805,052	6,104,791	4,673,350,937	390.9
S.B. 15-234 - Long Bill Total	8,872,048,147	2,504,979,664	1,024,750,965	6,110,549	5,336,206,969	413.7
H.B. 15-1186 (Services for Children with Autism)	10,616,568	367,564	4,840,203	0	5,408,801	0.8
S.B. 15-228 (Medicaid Rate Review Process)	539,823	269,912	0	0	269,911	4.0
Proposed FY 2015-16 Appropriation	8,883,204,538	2,505,617,140	1,029,591,168	6,110,549	5,341,885,681	418.5
\$ Change from prior year	\$951,499,458	\$153,172,840	\$129,786,116	\$5,758	\$668,534,744	27.6
% Change from prior year	12.0%	6.5%	14.4%	0.1%	14.3%	7.1%
Department of Higher Education						
FY 2014-15 Appropriation	\$3,442,873,905	\$762,082,525	\$2,023,953,938	\$634,406,378	\$22,431,064	23,455.2
S.B. 15-234 (Long Bill Supplemental)	24,702,343	0	24,702,343	0	0	0.0
Other Balancing Package Legislation	0	0	0	0	0	0.0
FY 2014-15 Adjusted Appropriation	3,467,576,248	762,082,525	2,048,656,281	634,406,378	22,431,064	23,455.2
S.B. 15-234 - Long Bill Total	3,731,739,272	856,871,803	2,150,856,183	701,516,735	22,494,551	23,856.2
Other Balancing Package Legislation	0	0	0	0	0	0.0
Proposed FY 2015-16 Appropriation	3,731,739,272	856,871,803	2,150,856,183	701,516,735	22,494,551	23,856.2
\$ Change from prior year	\$264,163,024	\$94,789,278	\$102,199,902	\$67,110,357	\$63,487	401.0
% Change from prior year	7.6%	12.4%	5.0%	10.6%	0.3%	1.7%

Budget Package: Appropriation Summary by Department and Bill						
Department / Item	Total Funds	General Fund	Cash Funds	Reappropriated Funds	Federal Funds	FTE
Department of Human Services						
FY 2014-15 Appropriation	\$1,883,863,009	\$789,319,651	\$346,379,985	\$128,339,086	\$619,824,287	4,937.4
S.B. 15-234 (Long Bill Supplemental)	729,233	729,233	0	0	0	23.8
Other Balancing Package Legislation	0	0	0	0	0	0.0
FY 2014-15 Adjusted Appropriation	1,884,592,242	790,048,884	346,379,985	128,339,086	619,824,287	4,961.2
S.B. 15-234 - Long Bill Total	1,904,819,311	803,312,866	348,368,539	131,373,226	621,764,680	4,967.7
S.B. 15-109 (Mand. Abuse Rept. Adult w/Disability)	612,945	490,356	122,589	0	0	0.0
S.B. 15-240 (Fund Formula Ctrs for Independ. Living)	2,000,000	2,000,000	0	0	0	0.0
S.B. 15-241 (Collaborative Management Program)	1,856,635	1,856,635	0	0	0	0.0
S.B. 15-242 (Child Welfare Workload Study)	6,408,147	5,714,028	606,415	0	87,704	0.0
Proposed FY 2015-16 Appropriation	1,915,697,038	813,373,885	349,097,543	131,373,226	621,852,384	4,967.7
\$ Change from prior year	\$31,104,796	\$23,325,001	\$2,717,558	\$3,034,140	\$2,028,097	6.5
% Change from prior year	1.7%	3.0%	0.8%	2.4%	0.3%	0.1%
Judicial Department						
FY 2014-15 Appropriation	\$617,041,308	\$446,285,574	\$135,532,639	\$30,798,095	\$4,425,000	4,522.3
S.B. 15-234 (Long Bill Supplemental)	1,300	0	1,300	0	0	0.0
Other Balancing Package Legislation	0	0	0	0	0	0.0
FY 2014-15 Adjusted Appropriation	617,042,608	446,285,574	135,533,939	30,798,095	4,425,000	4,522.3
S.B. 15-234 - Long Bill Total	670,009,402	477,393,699	155,800,052	32,390,651	4,425,000	4,573.3
H.B. 15-1034 (Add Judge in Twelfth Judicial District)	340,651	333,631	7,020	0	0	3.2
H.B. 15-1149 (Office of Respondent Parents' Counsel)	(618,145)	(603,145)	(15,000)	0	0	(1.1)
H.B. 15-1153 (Child and Family Investigators)	27,580	27,580	0	0	0	0.5
Proposed FY 2015-16 Appropriation	669,759,488	477,151,765	155,792,072	32,390,651	4,425,000	4,575.9
\$ Change from prior year	\$52,716,880	\$30,866,191	\$20,258,133	\$1,592,556	\$0	53.6
% Change from prior year	8.5%	6.9%	14.9%	5.2%	0.0%	1.2%
Department of Labor and Employment						
FY 2014-15 Appropriation	\$167,508,765	\$661,690	\$66,168,686	\$650,740	\$100,027,649	1,016.5
S.B. 15-234 (Long Bill Supplemental)	0	0	0	0	0	0.0
Other Balancing Package Legislation	0	0	0	0	0	0.0
FY 2014-15 Adjusted Appropriation	167,508,765	661,690	66,168,686	650,740	100,027,649	1,016.5
S.B. 15-234 - Long Bill Total	178,911,115	2,698,594	74,251,770	1,139,547	100,821,204	1,023.5
S.B. 15-239 (Transfer Div of Voc Rehab)	665,330	665,330	0	0	0	0.0
Proposed FY 2015-16 Appropriation	179,576,445	3,363,924	74,251,770	1,139,547	100,821,204	1,023.5
\$ Change from prior year	\$12,067,680	\$2,702,234	\$8,083,084	\$488,807	\$793,555	7.0
% Change from prior year	7.2%	408.4%	12.2%	75.1%	0.8%	0.7%

Budget Package: Appropriation Summary by Department and Bill						
Department / Item	Total Funds	General Fund	Cash Funds	Reappropriated Funds	Federal Funds	FTE
Department of Law						
FY 2014-15 Appropriation	\$74,767,926	\$13,575,405	\$15,578,104	\$43,867,145	\$1,747,272	469.0
S.B. 15-234 (Long Bill Supplemental)	0	0	0	0	0	0.0
Other Balancing Package Legislation	0	0	0	0	0	0.0
FY 2014-15 Adjusted Appropriation	74,767,926	13,575,405	15,578,104	43,867,145	1,747,272	469.0
S.B. 15-234 - Long Bill Total	77,257,419	14,963,624	15,796,161	44,703,757	1,793,877	476.1
Other Balancing Package Legislation	0	0	0	0	0	0.0
Proposed FY 2015-16 Appropriation	77,257,419	14,963,624	15,796,161	44,703,757	1,793,877	476.1
\$ Change from prior year	\$2,489,493	\$1,388,219	\$218,057	\$836,612	\$46,605	7.1
% Change from prior year	3.3%	10.2%	1.4%	1.9%	2.7%	1.5%
Legislative Department						
FY 2014-15 Appropriation	\$42,045,491	\$40,962,675	\$179,000	\$903,816	\$0	278.6
S.B. 15-234 (Long Bill Supplemental)	0	0	0	0	0	0.0
Other Balancing Package Legislation	0	0	0	0	0	0.0
FY 2014-15 Adjusted Appropriation	42,045,491	40,962,675	179,000	903,816	0	278.6
S.B. 15-234 - Long Bill Total	4,012,160	3,762,160	0	250,000	0	0.0
S.B. 15-191 (FY 2015-16 Legislative Appropriation)	40,475,144	39,381,144	179,000	915,000	0	280.6
Proposed FY 2015-16 Appropriation	44,487,304	43,143,304	179,000	1,165,000	0	280.6
\$ Change from prior year	\$2,441,813	\$2,180,629	\$0	\$261,184	\$0	2.0
% Change from prior year	5.8%	5.3%	0.0%	28.9%	n/a	0.7%
Department of Local Affairs						
FY 2014-15 Appropriation	\$310,749,001	\$21,944,101	\$209,046,453	\$9,412,579	\$70,345,868	168.4
S.B. 15-234 (Long Bill Supplemental)	95,000	95,000	0	0	0	0.0
Other Balancing Package Legislation	0	0	0	0	0	0.0
FY 2014-15 Adjusted Appropriation	310,844,001	22,039,101	209,046,453	9,412,579	70,345,868	168.4
S.B. 15-234 - Long Bill Total	318,996,653	22,507,038	209,158,832	10,454,738	76,876,045	169.7
Other Balancing Package Legislation	0	0	0	0	0	0.0
Proposed FY 2015-16 Appropriation	318,996,653	22,507,038	209,158,832	10,454,738	76,876,045	169.7
\$ Change from prior year	\$8,152,652	\$467,937	\$112,379	\$1,042,159	\$6,530,177	1.3
% Change from prior year	2.6%	2.1%	0.1%	11.1%	9.3%	0.8%

Budget Package: Appropriation Summary by Department and Bill						
Department / Item	Total Funds	General Fund	Cash Funds	Reappropriated Funds	Federal Funds	FTE
Department of Military and Veterans Affairs						
FY 2014-15 Appropriation	\$225,377,743	\$8,244,667	\$1,282,783	\$1,100,000	\$214,750,293	1,391.2
S.B. 15-234 (Long Bill Supplemental)	0	0	0	0	0	0.0
Other Balancing Package Legislation	0	0	0	0	0	0.0
FY 2014-15 Adjusted Appropriation	225,377,743	8,244,667	1,282,783	1,100,000	214,750,293	1,391.2
S.B. 15-234 - Long Bill Total	225,391,179	8,285,043	1,281,079	800,000	215,025,057	1,392.3
Other Balancing Package Legislation	0	0	0	0	0	0.0
Proposed FY 2015-16 Appropriation	225,391,179	8,285,043	1,281,079	800,000	215,025,057	1,392.3
\$ Change from prior year	\$13,436	\$40,376	(\$1,704)	(\$300,000)	\$274,764	1.1
% Change from prior year	0.0%	0.5%	(0.1%)	(27.3%)	0.1%	0.1%
Department of Natural Resources						
FY 2014-15 Appropriation	\$255,752,816	\$26,309,329	\$192,487,142	\$8,103,450	\$28,852,895	1,444.7
S.B. 15-234 (Long Bill Supplemental)	0	0	0	0	0	0.0
Other Balancing Package Legislation	0	0	0	0	0	0.0
FY 2014-15 Adjusted Appropriation	255,752,816	26,309,329	192,487,142	8,103,450	28,852,895	1,444.7
S.B. 15-234 - Long Bill Total	250,860,028	27,479,559	185,537,624	8,701,045	29,141,800	1,462.1
Other Balancing Package Legislation	0	0	0	0	0	0.0
Proposed FY 2015-16 Appropriation	250,860,028	27,479,559	185,537,624	8,701,045	29,141,800	1,462.1
\$ Change from prior year	(\$4,892,788)	\$1,170,230	(\$6,949,518)	\$597,595	\$288,905	17.4
% Change from prior year	(1.9%)	4.4%	(3.6%)	7.4%	1.0%	1.2%
Department of Personnel						
FY 2014-15 Appropriation	\$174,821,233	\$7,130,338	\$14,873,826	\$152,817,069	\$0	393.1
S.B. 15-234 (Long Bill Supplemental)	0	0	0	0	0	0.0
Other Balancing Package Legislation	0	0	0	0	0	0.0
FY 2014-15 Adjusted Appropriation	174,821,233	7,130,338	14,873,826	152,817,069	0	393.1
S.B. 15-234 - Long Bill Total	181,200,121	11,711,626	13,830,708	155,657,787	0	406.4
Other Balancing Package Legislation	0	0	0	0	0	0.0
Proposed FY 2015-16 Appropriation	181,200,121	11,711,626	13,830,708	155,657,787	0	406.4
\$ Change from prior year	\$6,378,888	\$4,581,288	(\$1,043,118)	\$2,840,718	\$0	13.3
% Change from prior year	3.6%	64.3%	(7.0%)	1.9%	n/a	3.4%

Budget Package: Appropriation Summary by Department and Bill						
Department / Item	Total Funds	General Fund	Cash Funds	Reappropriated Funds	Federal Funds	FTE
Department of Public Health and Environment						
FY 2014-15 Appropriation	\$552,175,094	\$64,322,851	\$161,393,430	\$35,141,182	\$291,317,631	1,265.0
S.B. 15-234 (Long Bill Supplemental)	44,658	0	44,658	0	0	0.0
Other Balancing Package Legislation	0	0	0	0	0	0.0
FY 2014-15 Adjusted Appropriation	552,219,752	64,322,851	161,438,088	35,141,182	291,317,631	1,265.0
S.B. 15-234 - Long Bill Total	531,644,427	43,793,789	156,136,752	37,560,004	294,153,882	1,287.1
S.B. 15-247 (Changes to Drug Assist Program)	863,033	0	863,033	0	0	0.0
H.B. 15-1194 (Authorize GF for LARC Services)	5,000,000	5,000,000	0	0	0	0.0
Proposed FY 2015-16 Appropriation	537,507,460	48,793,789	156,999,785	37,560,004	294,153,882	1,287.1
\$ Change from prior year	(\$14,712,292)	(\$15,529,062)	(\$4,438,303)	\$2,418,822	\$2,836,251	22.1
% Change from prior year	(2.7%)	(24.1%)	(2.7%)	6.9%	1.0%	1.7%
Department of Public Safety						
FY 2014-15 Appropriation	\$403,433,904	\$136,063,545	\$175,622,518	\$33,311,956	\$58,435,885	1,688.6
S.B. 15-234 (Long Bill Supplemental)	(1,497,134)	(1,497,134)	0	0	0	0.0
Other Balancing Package Legislation	0	0	0	0	0	0.0
FY 2014-15 Adjusted Appropriation	401,936,770	134,566,411	175,622,518	33,311,956	58,435,885	1,688.6
S.B. 15-234 - Long Bill Total	401,570,957	123,485,119	184,426,485	34,159,434	59,499,919	1,722.8
Other Balancing Package Legislation	0	0	0	0	0	0.0
Proposed FY 2015-16 Appropriation	401,570,957	123,485,119	184,426,485	34,159,434	59,499,919	1,722.8
\$ Change from prior year	(\$365,813)	(\$11,081,292)	\$8,803,967	\$847,478	\$1,064,034	34.2
% Change from prior year	(0.1%)	(8.2%)	5.0%	2.5%	1.8%	2.0%
Department of Regulatory Agencies						
FY 2014-15 Appropriation	\$86,743,142	\$1,884,591	\$78,741,802	\$4,725,487	\$1,391,262	587.6
S.B. 15-234 (Long Bill Supplemental)	0	0	0	0	0	0.0
Other Balancing Package Legislation	0	0	0	0	0	0.0
FY 2014-15 Adjusted Appropriation	86,743,142	1,884,591	78,741,802	4,725,487	1,391,262	587.6
S.B. 15-234 - Long Bill Total	88,429,145	1,923,405	80,144,441	4,875,289	1,486,010	583.6
Other Balancing Package Legislation	0	0	0	0	0	0.0
Proposed FY 2015-16 Appropriation	88,429,145	1,923,405	80,144,441	4,875,289	1,486,010	583.6
\$ Change from prior year	\$1,686,003	\$38,814	\$1,402,639	\$149,802	\$94,748	(4.0)
% Change from prior year	1.9%	2.1%	1.8%	3.2%	6.8%	(0.7%)

Budget Package: Appropriation Summary by Department and Bill						
Department / Item	Total Funds	General Fund	Cash Funds	Reappropriated Funds	Federal Funds	FTE
Department of Revenue						
FY 2014-15 Appropriation	\$329,462,107	\$103,567,014	\$219,536,248	\$5,534,457	\$824,388	1,332.8
S.B. 15-234 (Long Bill Supplemental)	0	0	0	0	0	0.0
Other Balancing Package Legislation	0	0	0	0	0	0.0
FY 2014-15 Adjusted Appropriation	329,462,107	103,567,014	219,536,248	5,534,457	824,388	1,332.8
S.B. 15-234 - Long Bill Total	323,064,380	97,544,431	219,381,391	5,314,170	824,388	1,363.7
Other Balancing Package Legislation	0	0	0	0	0	0.0
Proposed FY 2015-16 Appropriation	323,064,380	97,544,431	219,381,391	5,314,170	824,388	1,363.7
\$ Change from prior year	(\$6,397,727)	(\$6,022,583)	(\$154,857)	(\$220,287)	\$0	30.9
% Change from prior year	(1.9%)	(5.8%)	(0.1%)	(4.0%)	0.0%	2.3%
Department of State						
FY 2014-15 Appropriation	\$22,508,337	\$0	\$22,508,337	\$0	\$0	137.3
S.B. 15-234 (Long Bill Supplemental)	0	0	0	0	0	0.0
Other Balancing Package Legislation	0	0	0	0	0	0.0
FY 2014-15 Adjusted Appropriation	22,508,337	0	22,508,337	0	0	137.3
S.B. 15-234 - Long Bill Total	21,580,286	0	21,580,286	0	0	137.3
Other Balancing Package Legislation	0	0	0	0	0	0.0
Proposed FY 2015-16 Appropriation	21,580,286	0	21,580,286	0	0	137.3
\$ Change from prior year	(\$928,051)	\$0	(\$928,051)	\$0	\$0	0.0
% Change from prior year	(4.1%)	n/a	(4.1%)	n/a	n/a	0.0%
Department of Transportation						
FY 2014-15 Appropriation	\$1,283,277,981	\$700,000	\$748,479,175	\$19,773,476	\$514,325,330	3,326.9
S.B. 15-234 (Long Bill Supplemental)	0	0	0	0	0	0.0
Other Balancing Package Legislation	0	0	0	0	0	0.0
FY 2014-15 Adjusted Appropriation	1,283,277,981	700,000	748,479,175	19,773,476	514,325,330	3,326.9
S.B. 15-234 - Long Bill Total	1,436,913,372	0	844,073,959	19,777,338	573,062,075	3,326.8
Other Balancing Package Legislation	0	0	0	0	0	0.0
Proposed FY 2015-16 Appropriation	1,436,913,372	0	844,073,959	19,777,338	573,062,075	3,326.8
\$ Change from prior year	\$153,635,391	(\$700,000)	\$95,594,784	\$3,862	\$58,736,745	(0.1)
% Change from prior year	12.0%	(100.0%)	12.8%	0.0%	11.4%	(0.0%)

Budget Package: Appropriation Summary by Department and Bill						
Department / Item	Total Funds	General Fund	Cash Funds	Reappropriated Funds	Federal Funds	FTE
Department of the Treasury						
FY 2014-15 Appropriation	\$438,779,404	\$121,578,482	\$317,200,922	\$0	\$0	31.9
S.B. 15-234 (Long Bill Supplemental)	0	0	0	0	0	0.0
Other Balancing Package Legislation	0	0	0	0	0	0.0
FY 2014-15 Adjusted Appropriation	438,779,404	121,578,482	317,200,922	0	0	31.9
S.B. 15-234 - Long Bill Total	481,677,345	135,066,583	346,610,762	0	0	31.9
Other Balancing Package Legislation	0	0	0	0	0	0.0
Proposed FY 2015-16 Appropriation	481,677,345	135,066,583	346,610,762	0	0	31.9
\$ Change from prior year	\$42,897,941	\$13,488,101	\$29,409,840	\$0	\$0	0.0
% Change from prior year	9.8%	11.1%	9.3%	n/a	n/a	0.0%
Controlled Maintenance Trust Fund						
FY 2014-15 Appropriation	\$111,264	\$111,264	\$0	\$0	\$0	0.0
S.B. 15-234 (Long Bill Supplemental)	0	0	0	0	0	0.0
Other Balancing Package Legislation	0	0	0	0	0	0.0
FY 2014-15 Adjusted Appropriation	111,264	111,264	0	0	0	0.0
S.B. 15-234 - Long Bill Total	0	0	0	0	0	0.0
Other Balancing Package Legislation	0	0	0	0	0	0.0
Proposed FY 2015-16 Appropriation	0	0	0	0	0	0.0
\$ Change from prior year	(\$111,264)	(\$111,264)	\$0	\$0	\$0	0.0
% Change from prior year	(100.0%)	(100.0%)	n/a	n/a	n/a	n/a

Budget Package: Appropriation Summary Table						
	Total Funds	General Fund	Cash Funds	Reappropriated Funds	Federal Funds	FTE
FY 2014-15 Appropriation	\$24,717,433,802	\$9,021,141,005	\$7,020,683,698	\$1,434,164,879	\$7,241,444,220	54,975.8
S.B. 15-234 (Long Bill Supplemental)	(55,983,831)	(1,590,800)	(63,077,397)	0	8,684,366	23.8
Other Balancing Package Legislation (FY 2014-15)	<u>141,471</u>	<u>141,471</u>	<u>0</u>	<u>0</u>	<u>0</u>	<u>0.0</u>
FY 2014-15 Adjusted Appropriation	\$24,661,591,442	\$9,019,691,676	\$6,957,606,301	\$1,434,164,879	\$7,250,128,586	54,999.6
S.B. 15-234 - Long Bill Total	26,278,998,415	9,509,828,878	7,317,338,659	1,451,682,289	8,000,148,589	55,391.8
Other Balancing Package Legislation (FY 2015-16)	<u>95,698,700</u>	<u>82,414,024</u>	<u>6,603,260</u>	<u>915,000</u>	<u>5,766,416</u>	<u>288.0</u>
Proposed FY 2015-16 Appropriation	26,374,697,115	9,592,242,902	7,323,941,919	1,452,597,289	8,005,915,005	55,679.8
\$ Change from prior year	\$1,713,105,673	\$572,551,226	\$366,335,618	\$18,432,410	\$755,786,419	680.2
% Change from prior year	6.9%	6.3%	5.3%	1.3%	10.4%	1.2%

Section 2

Long Bill Narrative S.B. 15-234

Long Bill Summary

SUMMARY OF PROPOSED LONG BILL APPROPRIATIONS FOR FY 2015-16					
Department	Total	General Fund ¹	Cash Funds	Reappropriated Funds	Federal Funds
Agriculture	\$45,409,657	\$9,706,234	\$29,876,218	\$1,656,548	\$4,170,657
Corrections	868,544,024	779,691,883	40,926,815	46,665,389	1,259,937
Education	5,395,441,471	3,542,723,792	1,172,310,474	29,757,276	650,649,929
Governor	269,478,544	41,927,966	42,239,163	178,818,806	6,492,609
Health Care Policy and Financing	8,872,048,147	2,504,979,664	1,024,750,965	6,110,549	5,336,206,969
Higher Education	3,731,739,272	856,871,803	2,150,856,183	701,516,735	22,494,551
Human Services	1,904,819,311	803,312,866	348,368,539	131,373,226	621,764,680
Judicial	670,009,402	477,393,699	155,800,052	32,390,651	4,425,000
Labor and Employment	178,911,115	2,698,594	74,251,770	1,139,547	100,821,204
Law	77,257,419	14,963,624	15,796,161	44,703,757	1,793,877
Legislature	4,012,160	3,762,160	0	250,000	0
Local Affairs	318,996,653	22,507,038	209,158,832	10,454,738	76,876,045
Military and Veterans Affairs	225,391,179	8,285,043	1,281,079	800,000	215,025,057
Natural Resources	250,860,028	27,479,559	185,537,624	8,701,045	29,141,800
Personnel	181,200,121	11,711,626	13,830,708	155,657,787	0
Public Health and Environment	531,644,427	43,793,789	156,136,752	37,560,004	294,153,882
Public Safety	401,570,957	123,485,119	184,426,485	34,159,434	59,499,919
Regulatory Agencies	88,429,145	1,923,405	80,144,441	4,875,289	1,486,010
Revenue	323,064,380	97,544,431	219,381,391	5,314,170	824,388
State	21,580,286	0	21,580,286	0	0
Transportation	1,436,913,372	0	844,073,959	19,777,338	573,062,075
Treasury	<u>481,677,345</u>	<u>135,066,583</u>	<u>346,610,762</u>	<u>0</u>	<u>0</u>
LONG BILL OPERATING TOTAL	\$26,278,998,415	\$9,509,828,878	\$7,317,338,659	\$1,451,682,289	\$8,000,148,589
LESS:					
Amount Exempt from Statutory Limit	n/a	(155,055,186)	n/a	n/a	n/a
GRAND TOTAL SUBJECT TO STATUTORY LIMIT	n/a	\$9,354,773,692	n/a	n/a	n/a
		Capital Construction Funds Exempt	Cash Funds	Reappropriated Funds	Federal Funds
Capital Construction	\$396,961,544	\$250,675,939	\$116,938,201	\$13,911,135	\$15,436,269

¹ Includes General Fund Exempt. See Appendix D for more information.

FY 2014-15 Adjusted Appropriation and FY 2015-16 Long Bill Appropriation

	All Departments					
	Total Funds	General Fund ¹	Cash Funds	Reappropriated Funds	Federal Funds	FTE
FY 2014-15 Appropriation						
FY 2014-15 Appropriation	\$24,717,433,802	\$9,021,141,005	\$7,020,683,698	\$1,434,164,879	\$7,241,444,220	54,975.8
Long Bill supplemental	<u>(55,983,831)</u>	<u>(1,590,800)</u>	<u>(63,077,397)</u>	<u>0</u>	<u>8,684,366</u>	<u>23.8</u>
TOTAL	\$24,661,449,971	\$9,019,550,205	\$6,957,606,301	\$1,434,164,879	\$7,250,128,586	54,999.6
FY 2015-16 Recommended Appropriation						
FY 2014-15 Appropriation	\$24,661,449,971	\$9,019,550,205	\$6,957,606,301	\$1,434,164,879	\$7,250,128,586	54,999.6
Decision items	1,579,274,116	549,110,802	261,673,183	86,702,686	681,787,445	245.2
Technical changes	117,965,791	3,135,622	88,956,491	(35,210,682)	61,084,360	400.3
Centrally appropriated line items	88,205,088	42,589,991	27,272,071	12,208,509	6,134,517	0.1
Annualize prior year budget actions	(110,750,880)	(50,254,745)	(10,460,065)	(39,305,679)	(10,730,391)	(34.1)
Annualize prior year legislation	<u>(57,145,671)</u>	<u>(54,302,997)</u>	<u>(7,709,322)</u>	<u>(6,877,424)</u>	<u>11,744,072</u>	<u>(219.3)</u>
TOTAL	\$26,278,998,415	\$9,509,828,878	\$7,317,338,659	\$1,451,682,289	\$8,000,148,589	55,391.8
Increase/(Decrease)	\$1,617,548,444	\$490,278,673	\$359,732,358	\$17,517,410	\$750,020,003	392.2
Percentage Change	6.6%	5.4%	5.2%	1.2%	10.3%	0.7%

¹ Includes General Fund Exempt. See department sections for information on General Fund Exempt appropriations.

Summary of Major Changes

Decision items: Represents programmatic funding changes the Joint Budget Committee included in the FY 2015-16 Long Bill. Examples include funding for new programs, expansion of existing programs, and reductions to or elimination of existing programs. Major highlights include (for more detailed information on specific decision items, see the department sections):

- Health Care Policy and Financing – Increase of \$957.2 million total funds (increase of \$151.6 million General Fund);
- Higher Education – Increase of \$261.9 million total funds (increase of \$94.9 million General Fund);
- Education – Increase of \$153.7 million total funds (increase of \$186.3 million General Fund);
- Treasury – Increase of \$42.9 million total funds (increase of \$15.4 million General Fund);
- Human Services – Increase of \$37.2 million total funds (increase of \$21.9 million General Fund);
- Corrections – Increase of \$36.1 million total funds (increase of \$35.4 million General Fund); and
- Judicial – Increase of \$33.9 million total funds (increase of \$16.8 million General Fund).

Technical changes: Represents revenue forecast adjustments, error corrections, and other technical adjustments the Joint Budget Committee included in the FY 2015-16 Long Bill. Major highlights include (for more detailed information on specific technical changes, see the department sections):

- Transportation – Increase of \$144.8 million total funds; and
- Education – Decrease of \$31.1 million total funds.

Centrally appropriated line items: Represents changes that the Joint Budget Committee included in the FY 2015-16 Long Bill to items that are appropriated to the Executive Director's Office (or comparable divisions) of each agency and are then used throughout the agency. Examples include employee benefits (salary changes and health/life/dental insurance), vehicle lease payments, Capitol Complex leased space, and Payments to OIT. Major highlights include (for more detailed information on specific decision items, see the department sections):

- Judicial – Increase of \$21.2 million total funds (increase of \$19.3 million General Fund);
- Human Services – Increase of \$9.8 million total funds (increase of \$8.3 million General Fund);
- Public Safety – Increase of \$6.2 million (increase of \$0.3 million General Fund); and
- Corrections – Increase of \$4.7 million total funds (increase of \$4.8 million General Fund).

Annualize prior year budget actions: Represents the impact of budgetary decision items included in prior fiscal year appropriations that the Joint Budget Committee included in the FY 2015-16 Long Bill. Major highlights include (for more detailed information on specific annualizations of prior year funding, see the department sections):

- Corrections – Increase of \$11.7 million total funds (increase of \$11.3 million General Fund);
- Governor – Decrease of \$45.1 million total funds (decrease of \$4.8 million General Fund);
- Public Health and Environment – Decrease of \$27.3 million total funds (decrease of \$22.8 million General Fund);
- Human Services – Decrease of \$21.1 million total funds (decrease of \$16.8 million General Fund); and
- Health Care Policy and Financing – Decrease of \$14.2 million total funds (decrease of \$1.3 million General Fund).

Annualize prior year legislation: Represents the impact of legislation passed by the General Assembly in prior fiscal years that the Joint Budget Committee included in the FY 2015-16 Long Bill. Major highlights include (for more detailed information on specific annualizations of prior year legislation, see the department sections):

- Education – Increase of \$23.0 total funds (decrease of \$0.3 million General Fund);
- Natural Resources – Decrease of \$11.9 million total funds;
- Public Health and Environment – Decrease of \$5.7 million total funds (decrease of \$3.9 million General Fund);
- Public Safety – Decrease of \$5.1 million total funds (decrease of \$9.7 million General Fund); and
- Revenue – Decrease of \$3.0 million total funds (decrease of \$0.2 million General Fund).

Explanation of Major FTE Changes

Changes in the number of full-time equivalent (FTE) state employee position reflected in the bill are summarized by category of change in the following table. Each category is described below. The narrative for each department provides further explanation of all FTE changes.

Long Bill FTE by Category	
	FTE
FY 2014-15 FTE	54,975.8
Long Bill supplemental	<u>23.8</u>
Adjusted FY 2014-15 FTE	54,999.6
<i>Changes from FY 2014-15 by Category</i>	
FTE shown for information purposes only (changes shown in the bill for informational purposes only, for example, staff employed by higher education institutions)	400.0
Decision items (changes for new programs, expansion of existing programs, and reductions to or elimination of existing programs)	245.3
Annualize prior year legislation (changes for the FY 2015-16 impact of legislation passed by the General Assembly in previous years)	61.3
Annualize prior year budget actions (changes for the FY 2015-16 impact of budgetary decision items included in prior fiscal year appropriations)	(34.1)
Technical changes (revenue forecast adjustments and error corrections)	0.3
Total FY 2015-16 FTE	55,672.4
FTE Change from prior year	672.8
% Change from prior year	1.2%

The following table summarizes each department's total FTE change from FY 2014-15 to the FY 2015-16 Long Bill.

FTE by Department				
	Final FY 2014-15 FTE	FY 2015-16 Introduced Long Bill FTE	FTE Change	% Change
Agriculture	274.1	274.1	0.0	0.0%
Corrections	6,209.2	6,239.8	30.6	(-0.5%)
Education	582.0	598.0	16.0	(-2.7%)
Governor	1,073.1	1,085.7	12.6	(-1.2%)
Health Care Policy and Financing	390.9	413.7	22.8	(-5.8%)
Higher Education	23,455.2	23,856.2	401.0	(-1.7%)
Human Services	4,961.2	4,967.7	6.5	(-0.1%)
Judicial	4,522.3	4,573.3	51.0	(-1.1%)
Labor and Employment	1,016.5	1,023.5	7.0	(-0.7%)

FTE by Department				
	Final FY 2014-15 FTE	FY 2015-16 Introduced Long Bill FTE	FTE Change	% Change
Law	469.0	476.1	7.1	(-1.5%)
Legislative Department ^a	278.6	280.6	2.0	(-0.7%)
Local Affairs	168.4	169.7	1.3	(-0.8%)
Military and Veterans Affairs	1,391.2	1,392.3	1.1	(-0.1%)
Natural Resources	1,444.7	1,462.1	17.4	(-1.2%)
Personnel	393.1	406.4	13.3	(-3.4%)
Public Health and Environment	1,265.0	1,287.1	22.1	(-1.7%)
Public Safety	1,688.6	1,722.8	34.2	(-2.0%)
Regulatory Agencies	587.6	583.6	(4.0)	0.7%
Revenue	1,332.8	1,363.7	30.9	(-2.3%)
State	137.3	137.3	0.0	0.0%
Transportation	3,326.9	3,326.8	(0.1)	0.0%
Treasury	<u>31.9</u>	<u>31.9</u>	<u>0.0</u>	0.0%
Total	54,999.6	55,672.4	672.8	(-1.2%)

^a FY 2015-16 FTE for the Legislative Department are included in the legislative appropriation bill (S.B. 15-191), rather than the Long Bill. The number of FTE for this agency is included for informational purposes.

Department of Agriculture

Department Description: The Department of Agriculture regulates, promotes, and supports various agricultural activities throughout Colorado through a wide range of services including: regulation and certification of the livestock industry; regulation of the use of pesticides and pesticide applicators; administration of Inspection and Consumer Services Programs; brand inspections; oversight of conservation services throughout the state; promotion of Colorado's agricultural industries; and administration of the State Fair and fairgrounds.

Department of Agriculture						
	Total Funds	General Fund	Cash Funds	Reappropriated Funds	Federal Funds	FTE
FY 2014-15 Appropriation	\$44,206,921	\$9,317,936	\$29,155,798	\$1,629,526	\$4,103,661	274.1
<i>Changes from FY 2014-15 Appropriation</i>						
Centrally appropriated line items	641,604	254,939	319,276	0	67,389	0.0
Move lease purchase payments to operating budget	529,063	0	529,063	0	0	0.0
Direct assistance grant inflation adjustment	92,053	92,053	0	0	0	0.0
Indirect cost assessment	54,044	0	27,022	27,022	0	0.0
State Fair financial stability study	50,000	50,000	0	0	0	0.0
Line item funding and title changes for ASD	0	0	0	0	0	0.0
Annualize prior year budget actions	(164,028)	(8,694)	(154,941)	0	(393)	0.0
Total FY 2015-16 Long Bill Appropriation	\$45,409,657	\$9,706,234	\$29,876,218	\$1,656,548	\$4,170,657	274.1
\$ Change from prior year	\$1,202,736	\$388,298	\$720,420	\$27,022	\$66,996	0.0
% Change from prior year	2.7%	4.2%	2.5%	1.7%	1.6%	0.0%

Description of Incremental Changes

Centrally appropriated line items: The bill includes an increase of \$641,604 total funds for adjustments to centrally appropriated line items for the following: state contributions for health, life, and dental benefits; merit pay; salary survey; short-term disability; supplemental state contributions to the Public Employees' Retirement Association (PERA) pension fund; workers' compensation; legal services; administrative law judges; payment to risk management and property funds; vehicle lease payments; payments to the Governor's Office of Information Technology; and CORE operations.

Move lease purchase payments to operating budget: The bill moves lease purchase payment (certificates of participation) amounts that were previously appropriated in the capital construction section of the Long Bill into the operating budget. The bill includes an appropriation increase of \$529,063 cash funds for lease payments made by the Department for the office space at 305 Interlocken Parkway in Broomfield, Colorado. This building is owned by the State and the Department is assessed an annual per square footage charge to cover the State's obligations with accommodating the operating costs of the building.

Direct assistance grant inflation adjustment: The bill includes an increase of \$92,053 General Fund for a 10-year inflation adjustment to the funding of a program to assist the state's Conservation Districts with operating expenses. Distributions are made via a competitive grant process according to evaluation criteria, which examine a district's long range plans, annual workload, number of district meetings held each year, participation in conservation activities, and the district's plan to implement education programs.

Indirect cost assessment: The bill includes a net increase of \$54,044 total funds in the Department's indirect cost assessment.

State Fair financial stability study: The bill includes an appropriation of \$50,000 to the Colorado State Fair to conduct a study of the Colorado State Fair Authority's finances in order to provide a robust and comprehensive plan for long-term financial stability.

Line item funding and title changes for ASD: The bill includes a reorganization of the Agriculture Services Division line items, including: an update to the section title, updates to the line items' titles, the discontinuation of bottom line funding for the applicable line items, and adjustments to line items to more accurately reflect the Department's divisional organization. These adjustments have no appropriations impact.

Annualize prior year budget actions: The bill includes a reduction of \$164,028 total funds associated with a number of changes to the out-year impact of funding decisions made through the FY 2014-15 Long Bill, including a reduction of one time funding for replacement of vehicles for the Brand Board.

Summary of Changes by Long Bill Division

Summary Table for Department of Agriculture						
	Total Funds	General Fund	Cash Funds	Reappropriated Funds	Federal Funds	FTE
FY 2014-15 Appropriation	\$44,206,921	\$9,317,936	\$29,155,798	\$1,629,526	\$4,103,661	274.1
<i>Changes from FY 2014-15 by Long Bill Division</i>						
Commissioner's Office and Administrative Services	611,823	56,423	490,515	27,022	37,863	0.0
Agricultural Services Division	315,279	150,964	140,636	0	23,679	0.0
Agricultural Markets Division	72,041	19,927	49,166	0	2,948	0.0
Brand Board	(29,233)	0	(29,233)	0	0	0.0
Colorado State Fair	119,336	50,000	69,336	0	0	0.0
Conservation Board	113,490	110,984	0	0	2,506	0.0
Total FY 2015-16 Long Bill Appropriation	\$45,409,657	\$9,706,234	\$29,876,218	\$1,656,548	\$4,170,657	274.1
\$ Change from prior year	\$1,202,736	\$388,298	\$720,420	\$27,022	\$66,996	0.0
% Change from prior year	2.7%	4.2%	2.5%	1.7%	1.6%	0.0%

Appropriation Detail by Long Bill Division

Commissioner's Office and Administrative Services: The Commissioner's Office, in conjunction with the Colorado Agricultural Commission, is responsible for the development and implementation of agricultural policies throughout the state. The Administrative Services section provides administrative and technical support for Department programs, including accounting, budgeting, and human resources. The funding sources for this division are General Fund, various cash funds, and federal grants. Reappropriated funds are received from various cash funds within the Department for centrally appropriated line items.

Commissioner's Office and Administrative Services						
	Total Funds	General Fund	Cash Funds	Reappropriated Funds	Federal Funds	FTE
FY 2014-15 Appropriation	\$10,724,836	\$3,023,907	\$5,899,934	\$1,500,526	\$300,469	18.7
<i>Changes from FY 2014-15 Appropriation</i>						
Centrally appropriated line items	641,604	254,939	319,276	0	67,389	0.0
Move lease purchase payments to operating budget	529,063	0	529,063	0	0	0.0
Indirect cost assessment	27,022	0	0	27,022	0	0.0
Annualize prior year budget actions	(585,866)	(198,516)	(357,824)	0	(29,526)	0.0
Total FY 2015-16 Long Bill Appropriation	\$11,336,659	\$3,080,330	\$6,390,449	\$1,527,548	\$338,332	18.7
\$ Change from prior year	\$611,823	\$56,423	\$490,515	\$27,022	\$37,863	0.0
% Change from prior year	5.7%	1.9%	8.3%	1.8%	12.6%	0.0%

Agricultural Services: These divisions administer the four major Department program areas listed below. The primary source of funding is from two cash funds: the Plant Health, Pest Control, and Environmental Protection Fund and the Inspection and Consumer Services Cash Fund.

Animal Industry Division: This program provides: monitoring of the health of livestock and other animals used in various fields of agriculture; prevention and control of livestock disease; licensing and inspection of pet animal facilities; implementation of pest control; and investigation of animal cruelty claims.

Inspection and Consumer Services Division: These programs ensure compliance with product quality standards through licensing and inspection; certification of commercial (large and small) weights and measurement devices; and analysis of fertilizer and animal feed for chemical contaminants.

Plant Industry Division: This program manages statewide pest control programs; registers pesticides and pesticide applicators; inspects plants and plant byproducts intended for domestic or international export; oversees the organic certification program; and inspects nursery stock for quality and health.

Conservation Services Division: This program provides technical and financial support, leadership, statewide coordination, and regulatory oversight to public and private landowners statewide on an array of natural resource management challenges including noxious weed management and biological pest control.

Agricultural Services Division						
	Total Funds	General Fund	Cash Funds	Reappropriated Funds	Federal Funds	FTE
FY 2014-15 Appropriation	\$13,610,946	\$4,302,099	\$6,848,122	\$84,000	\$2,376,725	122.9
<i>Changes from FY 2014-15 Appropriation</i>						
Annualize prior year budget actions	288,257	150,964	113,614	0	23,679	0.0
Indirect cost assessment	27,022	0	27,022	0	0	0.0
Line item funding and title changes for ASD	0	0	0	0	0	0.0
Total FY 2015-16 Long Bill Appropriation	\$13,926,225	\$4,453,063	\$6,988,758	\$84,000	\$2,400,404	122.9
\$ Change from prior year	\$315,279	\$150,964	\$140,636	\$0	\$23,679	0.0
% Change from prior year	2.3%	3.5%	2.1%	0.0%	1.0%	0.0%

Agricultural Markets Division: This division is organized into two subdivisions:

Agricultural Markets provides marketing assistance and related support to Colorado agricultural-based businesses competing in local, national, and international arenas through coordination of various market orders, promotion of Colorado agricultural products, and assistance to start-up or expanding food processing companies within the state.

Agricultural Products Inspection administers the agricultural products inspection program which performs mandatory and non-mandatory inspections to determine grade, size, and quality of fruits and vegetables.

Agricultural Markets Division						
	Total Funds	General Fund	Cash Funds	Reappropriated Funds	Federal Funds	FTE
FY 2014-15 Appropriation	\$4,757,649	\$669,152	\$3,119,889	\$45,000	\$923,608	41.4
<i>Changes from FY 2014-15 Appropriation</i>						
Annualize prior year budget actions	72,041	19,927	49,166	0	2,948	0.0
Total FY 2015-16 Long Bill Appropriation	\$4,829,690	\$689,079	\$3,169,055	\$45,000	\$926,556	41.4
\$ Change from prior year	\$72,041	\$19,927	\$49,166	\$0	\$2,948	0.0
% Change from prior year	1.5%	3.0%	1.6%	0.0%	0.3%	0.0%

Brand Board: The Brand Board serves the livestock industry and assists the public with problems related to livestock management. The Brand Board also administers and records livestock brands and inspects cattle, horse, and alternative livestock brands (such as deer and elk) to verify ownership at the time of sale, transport,

or slaughter. The Brand Board is entirely funded with cash funds from the Brand Inspection Fund and the Alternative Livestock Farm Cash Fund. Under Section 35-41-101 (5) (a), C.R.S., the Brand Board constitutes an enterprise for the purposes of Section 20 of Article X of the Colorado Constitution (TABOR).

Brand Board						
	Total Funds	General Fund	Cash Funds	Reappropriated Funds	Federal Funds	FTE
FY 2014-15 Appropriation	\$4,281,277	\$0	\$4,281,277	\$0	\$0	59.0
<i>Changes from FY 2014-15 Appropriation</i>						
Annualize prior year budget actions	(29,233)	0	(29,233)	0	0	0.0
Total FY 2015-16 Long Bill Appropriation	\$4,252,044	\$0	\$4,252,044	\$0	\$0	59.0
\$ Change from prior year	(\$29,233)	\$0	(\$29,233)	\$0	\$0	0.0
% Change from prior year	(0.7%)	n/a	(0.7%)	n/a	n/a	0.0%

Colorado State Fair: This program includes personal services and operating expenses associated with the Colorado State Fair, which is administered by the eleven member State Fair Authority. The State Fair is designated as a Type 1 agency pursuant to Section 35-65-401 (1) (a), C.R.S. Much of the funding for the State Fair comes from the revenue collected during the annual fair event and from non-fair events held at the fairgrounds. The Fair also receives funding from a variety of other sources including: the city and county of Pueblo, various small grants, and 25.0 percent of the interest earned on the sale of unclaimed securities (HB 08-1399, Buescher/Isgar).

Colorado State Fair						
	Total Funds	General Fund	Cash Funds	Reappropriated Funds	Federal Funds	FTE
FY 2014-15 Appropriation	\$8,806,576	\$250,000	\$8,556,576	\$0	\$0	26.9
<i>Changes from FY 2014-15 Appropriation</i>						
Annualize prior year budget actions	69,336	0	69,336	0	0	0.0
State Fair financial stability study	50,000	50,000	0	0	0	0.0
Total FY 2015-16 Long Bill Appropriation	\$8,925,912	\$300,000	\$8,625,912	\$0	\$0	26.9
\$ Change from prior year	\$119,336	\$50,000	\$69,336	\$0	\$0	0.0
% Change from prior year	1.4%	20.0%	0.8%	n/a	n/a	0.0%

Conservation Board: The Conservation Board is responsible for providing administrative and fiscal oversight to Colorado's 77 conservation districts. The Board also coordinates various federal programs related to natural resource issues, provides guidance on stream bank erosion, and assists farmers and ranchers in implementing a

variety of water and energy practices. The primary sources of funding are General Fund and federal grant dollars from the U.S. Department of Agriculture Natural Resources Conservation Service.

Conservation Board						
	Total Funds	General Fund	Cash Funds	Reappropriated Funds	Federal Funds	FTE
FY 2014-15 Appropriation	\$2,025,637	\$1,072,778	\$450,000	\$0	\$502,859	5.2
<i>Changes from FY 2014-15 Appropriation</i>						
Direct assistance grant inflation adjustment	92,053	92,053	0	0	0	0.0
Annualize prior year budget actions	21,437	18,931	0	0	2,506	0.0
Total FY 2015-16 Long Bill Appropriation	\$2,139,127	\$1,183,762	\$450,000	\$0	\$505,365	5.2
\$ Change from prior year	\$113,490	\$110,984	\$0	\$0	\$2,506	0.0
% Change from prior year	5.6%	10.3%	0.0%	n/a	0.5%	0.0%

Department of Corrections

Department Description: The Department is responsible for the following activities:

- Managing, supervising, and controlling the correctional facilities operated and supported by the State;
- Supervising the population of offenders placed in the custody of the Department, including inmates in prison, parolees, and transition inmates who are placed into community corrections programs and other community settings;
- Planning for the projected, long-range needs of the institutions under the Department's control; and
- Developing educational programs, treatment programs, and correctional industries within the facilities that have a rehabilitative or therapeutic value for inmates and supply necessary products for state institutions and other public purposes, as provided by law.

Department of Corrections						
	Total Funds	General Fund	Cash Funds	Reappropriated Funds	Federal Funds	FTE
FY 2014-15 Appropriation	\$808,625,772	\$720,902,032	\$40,096,980	\$46,402,892	\$1,223,868	6,209.2
<i>Changes from FY 2014-15 Appropriation</i>						
Move lease purchase payments to operating budget	20,254,768	20,254,768	0	0	0	0.0
Annualize prior year budget actions	11,399,133	11,035,398	363,735	0	0	0.9
External capacity caseload	8,529,413	8,529,413	0	0	0	0.0
Pharmaceutical and external medical costs	4,233,085	4,233,085	0	0	0	0.0
Earned time savings from H.B. 12-1223	3,250,176	3,250,176	0	0	0	0.3
Centrally appropriated line items	3,053,232	2,986,930	73,164	(6,862)	0	0.0
Community provider rate	2,198,517	2,198,517	0	0	0	0.0
Radio replacement plan	1,875,800	1,875,800	0	0	0	0.0
Mental health staffing	1,740,565	1,740,565	0	0	0	22.9
Inmate pay	842,130	300,000	372,430	169,700	0	0.0
Maintenance operating increase	834,175	834,175	0	0	0	0.0
Annualize prior year legislation	644,641	644,641	0	0	0	6.5
Food service equipment and inflation	587,608	587,608	0	0	0	0.0
Leap day adjustment	289,979	289,979	0	0	0	0.0
Buena Vista wastewater	225,924	225,924	0	0	0	0.0
Transportation operating expenses	148,744	148,744	0	0	0	0.0
Indirect cost assessment	78,117	(78,117)	20,506	99,659	36,069	0.0
Adjustment for funding already in 5-year sentencing bills	(249,731)	(249,731)	0	0	0	0.0
Payments to District Attorneys	(18,024)	(18,024)	0	0	0	0.0
Total FY 2015-16 Long Bill Appropriation	\$868,544,024	\$779,691,883	\$40,926,815	\$46,665,389	\$1,259,937	6,239.8
\$ Change from prior year	\$59,918,252	\$58,789,851	\$829,835	\$262,497	\$36,069	30.6
% Change from prior year	7.4%	8.2%	2.1%	0.6%	2.9%	0.5%

Description of Incremental Changes

Move lease purchase payments to operating budget: The bill moves \$20.3 million of General Fund lease purchase payments (certificates of participation) that were previously appropriated in the capital construction section of the Long Bill into the operating budget.

Annualize prior year budget actions: The bill includes \$11.4 million total funds for a number of changes that are due to the out year impact of funding decisions made through the FY 2014-15 Long Bill including:

- Annualization of the FY 2014-15 salary survey and merit pay;
- Funding for Prison Rape Elimination Act compliance;
- Additional parole board staff; and
- Providing ID's to all discharged offenders.

External capacity caseload: The bill includes an increase of \$8.5 million General Fund to accommodate an increasing number of offenders in jails, private prisons, and "community return to custody" facilities (halfway houses for parolees who have had their parole temporarily revoked).

Pharmaceutical and external medical costs: The bill increases by \$4.2 million General Fund the appropriation for pharmaceuticals and for the "external" expense of taking offenders to outside providers for medical care that cannot be provided by the Department's clinical staff. The increase reflects the expected increase in the offender population and the rising cost per offender of pharmaceuticals and external medical care.

Earned time savings from H.B. 12-1223: The bill appropriates \$3.3 million General Fund to the Department for inmate education and parole wraparound services. This equals the most recent savings generated by H.B. 12-1223 (Earned Time), a bill that gave offenders increased incentives to be well behaved and abide by Department of Corrections rules and accumulate earned time, thus shortening their stay in Department facilities. House Bill 12-1223 directed the resulting savings to inmate education and parole wraparound services.

Centrally appropriated line items: The bill includes adjustments of \$3.1 million total funds to centrally appropriated line items for the following: state contributions for health, life, and dental benefits; merit pay; salary survey; short-term disability; supplemental state contributions to the Public Employees' Retirement Association (PERA) pension fund; shift differential; vehicle lease payments; workers' compensation; legal services; payment to risk management and property funds; Capitol complex leased space; and payments to the Governor's Office of Information Technology (OIT); and CORE operations.

Community provider rate: The bill includes an increase of \$2.2 million General Fund for a 1.7 percent community provider rate increase for private prisons, jails, and external providers of various clinical services.

Radio replacement plan: The bill increases the General Fund operating appropriation for the Superintendents Subprogram by \$1.9 million to begin an ongoing seven year plan that would replace over 3,000 radios. The bill also funds battery replacement.

Mental health staffing: The bill increases the FY 2015-16 General Fund appropriation by \$1.7 million General Fund and 22.9 FTE to: (1) provide more mental health staff and more corrections officers for the San Carlos Correctional Facility and (2) provide more mental health staff for the Denver Women's Correctional Facility. San Carlos houses male offenders with major mental health needs, as well as some offenders with developmental disabilities.

Inmate pay: The bill provides \$842,130 total funds (including \$300,000 General Fund) for pay increases for inmates. The average offender with a full-time assignment who is not in Correctional Industries is now paid 66¢ per day and this increase will raise that pay by 12¢ daily. Offenders in Correctional Industries and the Canteen are paid at higher rates.

Maintenance operating increase: The bill includes an \$834,175 General Fund increase for maintenance to meet the demands of aging facilities and equipment, including \$134,175 to be paid to the Colorado Mental Health Institute at Pueblo for maintenance expenses.

Annualize prior year legislation: The bill includes an increase of \$644,641 General Fund to reflect the second year impact of H.B. 14-1355 (Reentry Programs for Adult Parolees, \$571,875) and S.B. 14-064 (Isolated Confinement for Mental Illness, \$72,766).

Food service equipment and inflation: The bill increases by \$587,608 the General Fund appropriation for food-related costs. The bill includes: (1) \$345,000 for the increased cost of the raw goods needed for food preparation; (2) \$200,000 for replacement of aging food service equipment; and (3) \$42,608 to increase the Department's payment for meals purchased from the Colorado Mental Health Institute at Pueblo (CMHIP), which is part of the Department of Human Services. CMHIP prepares the meals for the La Vista Correctional Facility, the San Carlos Correctional Facility and the Youthful Offender System main facility, which are all located on the CMHIP campus.

Leap day adjustment: The bill includes funding for the leap day that will occur in 2016. Private prisons, jails, and the community corrections facilities that house some of the State's revoked parolees are paid on a per offender per day basis; a leap day requires an extra day of payments.

Buena Vista wastewater: The bill increases the Department's utilities appropriation by \$225,924 General Fund in order to pay increased wastewater charges at the Buena Vista Correctional Complex.

Transportation operating expenses: The bill increases the General Fund appropriation for Transportation Subprogram operating expenditures by \$148,744.

Indirect cost assessment: The bill includes a net increase of \$78,117 total funds of the department's indirect cost assessments.

Adjustment for funding already in 5-year sentencing bills: The appropriation in the bill is reduced by \$249,731 General Fund to reflect funding that is already in 5-year sentencing bills that were passed in previous years.

Payments to District Attorneys: The bill reduces by \$18,024 General Fund reimbursements to District Attorneys for the prosecution of crimes that occur in correctional facilities within their judicial districts, which reflects the expected decline of these expenditures in FY 2015-16.

Summary of Changes by Long Bill Division

Summary Table for Department of Corrections						
	Total Funds	General Fund	Cash Funds	Reappropriated Funds	Federal Funds	FTE
FY 2014-15 Appropriation	\$808,625,772	\$720,902,032	\$40,096,980	\$46,402,892	\$1,223,868	6,209.2
<i>Changes from FY 2014-15 by Long Bill Division</i>						
Management	15,977,962	16,024,788	(46,826)	0	0	0.4
Institutions	37,898,834	37,898,361	473	0	0	25.9
Support Services	(500,663)	(691,908)	119,990	71,255	0	0.7
Inmate Programs	3,826,452	3,745,635	80,749	0	68	0.3
Community Services	1,762,024	1,762,024	0	0	0	3.0
Parole Board	50,951	50,951	0	0	0	0.3
Correctional Industries	790,444	0	563,201	191,242	36,001	0.0
Canteen Operation	112,248	0	112,248	0	0	0.0
Total FY 2015-16 Long Bill Appropriation	\$868,544,024	\$779,691,883	\$40,926,815	\$46,665,389	\$1,259,937	6,239.8
\$ Change from prior year	\$59,918,252	\$58,789,851	\$829,835	\$262,497	\$36,069	30.6
% Change from prior year	7.4%	8.2%	2.1%	0.6%	2.9%	0.5%

Appropriation Detail by Long Bill Division

Management: The Management Division contains the main departmental management functions including the Executive Director's Office, the External Capacity Subprogram, and the Inspector General Subprogram. The Executive Director's Office provides general administrative oversight for the Department. The External Capacity Subprogram is used to reimburse private prisons, local jails, the pre-release parole revocation facility, and community programs created pursuant to S.B. 03-252. This subprogram also contains staff for the unit that monitors private prisons for compliance with contractual provisions. The Inspector General Subprogram is responsible for investigating crimes in prisons. Cash funds and reappropriated funds are primarily from Correctional Industries and Canteen sales revenue, the State Criminal Alien Assistance Program Cash Fund, the Victims Assistance and Law Enforcement fund, and from revenues received for monitoring private prisons that house out-of-state offenders in Colorado.

Management						
	Total Funds	General Fund	Cash Funds	Reappropriated Funds	Federal Funds	FTE
FY 2014-15 Appropriation	\$215,202,658	\$208,537,909	\$6,095,295	\$276,542	\$292,912	93.5
<i>Changes from FY 2014-15 Appropriation</i>						
External capacity caseload	8,529,413	8,529,413	0	0	0	0.0
Centrally appropriated line items	4,273,000	4,319,826	(46,826)	0	0	0.0

Management						
	Total Funds	General Fund	Cash Funds	Reappropriated Funds	Federal Funds	FTE
Community provider rate	1,804,243	1,804,243	0	0	0	0.0
Annualize prior year legislation	562,562	562,562	0	0	0	0.0
Leap day adjustment	289,979	289,979	0	0	0	0.0
Mental health staffing	287,498	287,498	0	0	0	0.0
Annualize prior year budget actions	249,291	249,291	0	0	0	0.4
Payments to District Attorneys	(18,024)	(18,024)	0	0	0	0.0
Total FY 2015-16 Long Bill Appropriation	\$231,180,620	\$224,562,697	\$6,048,469	\$276,542	\$292,912	93.9
\$ Change from prior year	\$15,977,962	\$16,024,788	(\$46,826)	\$0	\$0	0.4
% Change from prior year	7.4%	7.7%	(0.8%)	0.0%	n/a	0.4%

Institutions: The Institutions division includes all cost centers directly attributable to the operation of state-owned and operated correctional facilities. Included are costs for utilities, maintenance, housing and security, food, medical, laundry, case management, mental health, and the costs of running the Youthful Offender System. The cash funds are primarily from fees charged for inmate medical costs and utilities costs associated with Correctional Industries programs. The federal funds are primarily from donated U.S. Department of Agriculture foods.

Institutions						
	Total Funds	General Fund	Cash Funds	Reappropriated Funds	Federal Funds	FTE
FY 2014-15 Appropriation	\$389,733,405	\$388,197,415	\$1,391,191	\$64,799	\$80,000	4,706.0
Changes from FY 2014-15 Appropriation						
Move lease purchase payments to operating budget	20,254,768	20,254,768	0	0	0	0.0
Annualize prior year budget actions	8,404,153	8,404,153	0	0	0	0.2
Pharmaceutical and external medical costs	4,233,085	4,233,085	0	0	0	0.0
Radio replacement plan	1,875,800	1,875,800	0	0	0	0.0
Mental health staffing	1,436,192	1,436,192	0	0	0	22.9
Maintenance operating increase	834,175	834,175	0	0	0	0.0
Food service equipment and inflation	587,608	587,608	0	0	0	0.0
Inmate pay	300,000	300,000	0	0	0	0.0
Buena Vista wastewater	225,924	225,924	0	0	0	0.0
Community provider rate	188,619	188,619	0	0	0	0.0
Indirect cost assessment	473	0	473	0	0	0.0

Institutions						
	Total Funds	General Fund	Cash Funds	Reappropriated Funds	Federal Funds	FTE
Adjustment for funding already in 5-year sentencing bills	(249,731)	(249,731)	0	0	0	0.0
Annualize prior year legislation	(187,882)	(187,882)	0	0	0	2.8
Earned time savings from H.B. 12-1223	(4,350)	(4,350)	0	0	0	0.0
Total FY 2015-16 Long Bill Appropriation	\$427,632,239	\$426,095,776	\$1,391,664	\$64,799	\$80,000	4,731.9
\$ Change from prior year	\$37,898,834	\$37,898,361	\$473	\$0	\$0	25.9
% Change from prior year	9.7%	9.8%	0.0%	0.0%	0.0%	0.6%

Support Services: The Support Services division includes business operations, personnel, offender services, communications, transportation, training, information systems, and facility services. The cash funds and reappropriated funds are primarily from sales revenue from Canteen Operations and Correctional Industries.

Support Services						
	Total Funds	General Fund	Cash Funds	Reappropriated Funds	Federal Funds	FTE
FY 2014-15 Appropriation	\$42,892,693	\$41,600,228	\$559,736	\$732,729	\$0	240.5
Changes from FY 2014-15 Appropriation						
Annualize prior year budget actions	452,673	452,673	0	0	0	0.0
Transportation operating expenses	148,744	148,744	0	0	0	0.0
Annualize prior year legislation	100,813	100,813	0	0	0	0.7
Mental health staffing	16,875	16,875	0	0	0	0.0
Indirect cost assessment	0	(78,117)	0	78,117	0	0.0
Centrally appropriated line items	(1,219,768)	(1,332,896)	119,990	(6,862)	0	0.0
Total FY 2015-16 Long Bill Appropriation	\$42,392,030	\$40,908,320	\$679,726	\$803,984	\$0	241.2
\$ Change from prior year	(\$500,663)	(\$691,908)	\$119,990	\$71,255	\$0	0.7
% Change from prior year	(1.2%)	(1.7%)	21.4%	9.7%	n/a	0.3%

Inmate Programs: The Inmate Programs division includes educational, vocational, recreational, and inmate labor programs operated by the Department. This division also includes the Sex Offender Treatment Subprogram, the Drug and Alcohol Treatment Subprogram, and the Volunteers Subprogram. Cash and reappropriated funds are primarily from the Correctional Treatment Cash Fund and sales revenue of the Canteen Operation.

Inmate Programs						
	Total Funds	General Fund	Cash Funds	Reappropriated Funds	Federal Funds	FTE
FY 2014-15 Appropriation	\$40,689,203	\$35,812,149	\$2,824,426	\$1,959,068	\$93,560	545.4
<i>Changes from FY 2014-15 Appropriation</i>						
Earned time savings from H.B. 12-1223	2,606,383	2,606,383	0	0	0	0.3
Annualize prior year budget actions	1,185,302	1,104,553	80,749	0	0	0.0
Community provider rate	34,699	34,699	0	0	0	0.0
Indirect cost assessment	68	0	0	0	68	0.0
Total FY 2015-16 Long Bill Appropriation	\$44,515,655	\$39,557,784	\$2,905,175	\$1,959,068	\$93,628	545.7
\$ Change from prior year	\$3,826,452	\$3,745,635	\$80,749	\$0	\$68	0.3
% Change from prior year	9.4%	10.5%	2.9%	0.0%	0.1%	0.1%

Community Services: The Community Services division includes the Parole Subprogram, the Community Supervision Subprogram (for inmates in community corrections and in the Intensive Supervision-Inmate program), and the Community Re-entry Subprogram. Other costs associated with residential community corrections placements are appropriated to the Department of Public Safety's Division of Criminal Justice. The reappropriated funds are from the Correctional Treatment Cash Fund.

Community Services						
	Total Funds	General Fund	Cash Funds	Reappropriated Funds	Federal Funds	FTE
FY 2014-15 Appropriation	\$47,212,858	\$44,984,504	\$10,000	\$2,179,256	\$39,098	424.6
<i>Changes from FY 2014-15 Appropriation</i>						
Annualize prior year budget actions	773,777	773,777	0	0	0	0.0
Earned time savings from H.B. 12-1223	648,143	648,143	0	0	0	0.0
Community provider rate	170,956	170,956	0	0	0	0.0
Annualize prior year legislation	169,148	169,148	0	0	0	3.0
Move Home Detention, Contract Services, Non-res Services to reflect FY15 consolidation	0	0	0	0	0	0.0
Total FY 2015-16 Long Bill Appropriation	\$48,974,882	\$46,746,528	\$10,000	\$2,179,256	\$39,098	427.6
\$ Change from prior year	\$1,762,024	\$1,762,024	\$0	\$0	\$0	3.0
% Change from prior year	3.7%	3.9%	0.0%	0.0%	0.0%	0.7%

Parole Board: The Parole Board has the discretion to grant or deny parole to offenders who have reached their parole eligibility date. The Board must parole offenders when they reach their mandatory parole date. The Board imposes conditions of parole on parolees and it may revoke parole when those conditions are violated.

Parole Board						
	Total Funds	General Fund	Cash Funds	Reappropriated Funds	Federal Funds	FTE
FY 2014-15 Appropriation	\$1,769,827	\$1,769,827	\$0	\$0	\$0	16.2
<i>Changes from FY 2014-15 Appropriation</i>						
Annualize prior year budget actions	50,951	50,951	0	0	0	0.3
Total FY 2015-16 Long Bill Appropriation	\$1,820,778	\$1,820,778	\$0	\$0	\$0	16.5
\$ Change from prior year	\$50,951	\$50,951	\$0	\$0	\$0	0.3
% Change from prior year	2.9%	2.9%	n/a	n/a	n/a	1.9%

Correctional Industries: Correctional Industries manages profit-oriented work programs that provide inmates with on-the-job training while generating revenues to cover costs. Major businesses operated by Correctional Industries include: the manufacture of license plates, office furniture, and modular office systems; a print shop; a leather products shop; wild land firefighting; dog and horse training; and a garment production operation. Correctional Industries sells its products primarily to other government agencies. Correctional Industries is fully supported by cash and reappropriated funds from sales of Correctional Industries products and services. Because Correctional Industries is an enterprise, its appropriations are exempt from Section 20 of Article X of the State Constitution (TABOR).

Correctional Industries						
	Total Funds	General Fund	Cash Funds	Reappropriated Funds	Federal Funds	FTE
FY 2014-15 Appropriation	\$56,279,166	\$0	\$14,370,370	\$41,190,498	\$718,298	155.0
<i>Changes from FY 2014-15 Appropriation</i>						
Inmate pay	535,890	0	366,190	169,700	0	0.0
Annualize prior year budget actions	185,869	0	185,869	0	0	0.0
Indirect cost assessment	68,685	0	11,142	21,542	36,001	0.0
Total FY 2015-16 Long Bill Appropriation	\$57,069,610	\$0	\$14,933,571	\$41,381,740	\$754,299	155.0
\$ Change from prior year	\$790,444	\$0	\$563,201	\$191,242	\$36,001	0.0
% Change from prior year	1.4%	0.0%	3.9%	0.5%	5.0%	0.0%

Canteen Operation: The Canteen Operation provides personal items for purchase by inmates, including toiletries, snack foods, televisions, phone services, and other approved items. Per court order, all funds remaining after expenses are used to provide inmates with additional educational or recreational resources including library materials and cable television services. The Canteen Operation is fully supported by cash funds from sales of canteen products to inmates. Because Correctional Industries is an enterprise, its appropriations are exempt from Section 20 of Article X of the State Constitution (TABOR). Canteen appropriations are informational pursuant to Section 17-24-126 (1), C.R.S.

Canteen Operation						
	Total Funds	General Fund	Cash Funds	Reappropriated Funds	Federal Funds	FTE
FY 2014-15 Appropriation	\$14,845,962	\$0	\$14,845,962	\$0	\$0	28.0
<i>Changes from FY 2014-15 Appropriation</i>						
Annualize prior year budget actions	97,117	0	97,117	0	0	0.0
Indirect cost assessment	8,891	0	8,891	0	0	0.0
Inmate pay	6,240	0	6,240	0	0	0.0
Total FY 2015-16 Long Bill Appropriation	\$14,958,210	\$0	\$14,958,210	\$0	\$0	28.0
\$ Change from prior year	\$112,248	\$0	\$112,248	\$0	\$0	0.0
% Change from prior year	0.8%	n/a	0.8%	n/a	n/a	n/a

Department of Education

Department Description: The Department supports the State Board of Education in its duty to exercise general supervision over public schools, including accrediting public schools and school districts. The Department distributes state and federal funds to school districts, and it administers a variety of education-related programs, including educator licensure, education programs for children with special needs, English language proficiency programs, the Colorado Preschool Program, and a variety of grant programs. The Department develops and maintains state model content standards, and administers associated assessments. The Department also includes three independent agencies:

1. The Board of Trustees for the Colorado School for the Deaf and the Blind, a state-funded school in Colorado Springs which provides educational services to eligible children and youth;
2. The State Charter School Institute Board, which is responsible for authorizing and monitoring institute charter schools in various school districts; and
3. The Public School Capital Construction Assistance Board, which is responsible for assessing public school construction needs statewide and making recommendations concerning the prioritization and allocation of state financial assistance for school construction projects.

Finally, in addition to its responsibilities related to public schools, the Department is charged with encouraging resource sharing among libraries statewide and ensuring equal access to information for all Coloradans.

Department of Education						
	Total Funds	General Fund ¹	Cash Funds	Reappropriated Funds	Federal Funds	FTE
FY 2014-15 Appropriation	\$5,248,362,136	\$3,357,973,487	\$1,192,935,611	\$61,142,113	\$636,310,925	582.0
Long Bill supplemental	<u>(141,471)</u>	<u>(141,471)</u>	<u>0</u>	<u>0</u>	<u>0</u>	<u>0.0</u>
FY 2014-15 Adjusted Appropriation	\$5,248,220,665	\$3,357,832,016	\$1,192,935,611	\$61,142,113	\$636,310,925	582.0
<i>Changes from FY 2014-15 Appropriation</i>						
Total program increase	137,972,514	183,789,887	(45,817,373)	0	0	0.0
Annualize prior year legislation	23,032,785	(346,982)	8,308,314	0	15,071,453	0.0
Categorical programs increase	7,792,139	0	7,792,139	0	0	0.0
BEST cash grant adjustment	5,000,000	0	5,000,000	0	0	0.0
BEST statewide priority assessment	3,209,311	0	3,209,311	0	0	6.0
Centrally appropriated line items	2,087,749	324,801	265,510	619,817	877,621	0.0
Counselor corps program increase	1,993,812	0	1,993,812	0	0	0.0
CSDB strategic plan implementation	930,677	845,031	0	85,646	0	11.5
Field implementation support	896,758	896,758	0	0	0	4.9
Indirect cost assessment	560,906	0	53,375	0	507,531	0.0
State grants to libraries increase	500,000	500,000	0	0	0	0.0
Educator licensure legal services	111,257	0	111,257	0	0	0.0
CSDB teacher salary adjustment	102,391	102,391	0	0	0	0.0
State Review Panel online portal	77,375	77,375	0	0	0	0.0
Security desk and measures	67,375	0	0	67,375	0	0.0

Department of Education						
	Total Funds	General Fund ¹	Cash Funds	Reappropriated Funds	Federal Funds	FTE
Reading services for the blind increase	50,000	50,000	0	0	0	0.0
CSDB utilities	20,220	20,220	0	0	0	0.0
Server hosting for CSI	3,496	0	0	3,496	0	0.0
Fund source adjustments	0	(19,593)	0	19,593	0	0.0
Educator effectiveness FTE reduction	0	0	0	0	0	(6.0)
Eliminate dual appropriations	(32,460,000)	6,530	7,275	(32,473,805)	0	0.0
Informational funds adjustment	(2,282,422)	0	0	0	(2,282,422)	(1.4)
Annualize prior year budget actions	(1,076,095)	(1,334,855)	10,708	274,629	(26,577)	1.0
Assessment cost adjustments	(566,502)	0	(757,900)	0	191,398	0.0
Basic skills placement adjustment	(270,917)	0	(270,917)	0	0	0.0
Marijuana tax revenue adjustment	(219,556)	0	(219,556)	0	0	0.0
Reflect revenue estimates	(136,836)	0	(155,248)	18,412	0	0.0
Other	(175,631)	(19,787)	(155,844)	0	0	0.0
Total FY 2015-16 Long Bill Appropriation	\$5,395,441,471	\$3,542,723,792	\$1,172,310,474	\$29,757,276	\$650,649,929	598.0
\$ Change from prior year	\$147,220,806	\$184,891,776	(\$20,625,137)	(\$31,384,837)	\$14,339,004	16.0
% Change from prior year	2.8%	5.5%	(1.7%)	(51.3%)	2.3%	2.7%

¹ Includes General Fund Exempt. See Appendix D for more information.

Description of Incremental Changes

Long Bill supplemental: The bill reduces the FY 2014-15 appropriation for the Child Nutrition School Lunch Protection Program by \$141,471 General Fund to align with a statutory cap on appropriations for the program. The bill also includes an adjustment to the FY 2014-15 appropriation for the State Share of Districts' Total Program Funding to accurately reflect the portion of the appropriation that is from the General Fund Exempt Account based on the Legislative Council Staff March 2015 revenue forecast.

Total program increase: The bill includes a net increase of \$138.0 million total funds (including an increase of \$183.8 million General Fund that is partially offset by a decrease of \$45.8 million cash funds) for school finance. The bill includes increases of \$137.7 million total funds for the State Share of Districts' Total Program line item and \$0.3 million cash funds from the State Education Fund for the Hold-harmless Full-day Kindergarten Funding line item. Pursuant to current law, the increase is sufficient to maintain the negative factor at a constant dollar amount (\$880.2 million) in FY 2015-16.

Annualize prior year legislation: The bill includes an increase of \$23.0 million total funds for the second or third year impact of legislation. Major adjustments include:

- An increase of \$15.1 million federal funds associated with H.B. 13-1006 (Breakfast After the Bell); and
- An increase of \$8.5 million cash funds (including \$6.5 million from the State Education Fund and \$2.0 million originally from marijuana excise tax revenues) for charter school capital construction associated with H.B. 14-1292 (Student Success Act).

Categorical programs increase: The bill includes an increase of \$7.8 million cash funds from the State Education Fund in order to increase total categorical spending from state funds by 2.8 percent, based on the rate of inflation from CY 2014. The General Assembly is constitutionally required to increase *total state funding* for all categorical programs (in aggregate) by at least the rate of inflation in FY 2015-16. The bill allocates the additional funds among the following six categorical programs:

- \$4.3 million for special education for children with disabilities;
- \$1.4 million for English Language proficiency programs;
- \$1.4 million for public school transportation;
- \$0.5 million for vocational education;
- \$0.2 million for educational services for gifted and talented children; and
- \$0.1 million for small attendance center aid.

BEST cash grant adjustment: The bill includes an increase of \$5.0 million cash funds from the Public School Capital Construction Assistance Fund to support cash grants to be awarded by the Building Excellent Schools Today (BEST) Program in FY 2015-16.

BEST statewide priority assessment: The bill includes an increase of \$3.2 million cash funds from the Public School Capital Construction Assistance Fund and 6.0 FTE to reconfigure the Building Excellent Schools Today (BEST) priority assessment database and provide additional assistance to schools and school districts applying for funding from the BEST program in response to a September 2013 performance audit. This amount includes the following increases: \$2.7 million in one-time funding (FY 2015-16 only) to support a contract to reconfigure the priority assessment database and train BEST program staff in facility assessment; and \$0.5 million and 6.0 FTE to allow the program to hire a team of assessors to continuously update the statewide assessment on an ongoing basis.

Centrally appropriated line items: The bill includes adjustments to centrally appropriated line items for the following: state contributions for health, life, and dental benefits; merit pay; salary survey; short-term disability; supplemental state contributions to the Public Employees' Retirement Association (PERA) pension fund; shift differential; vehicle lease payments; workers' compensation; legal services; administrative law judges; payment to risk management and property funds; leased space; Capitol complex leased space; and payments to the Governor's Office of Information Technology (OIT); and CORE operations.

Counselor corps program increase: The bill includes an increase of \$2.0 million cash funds from the State Education Fund for the Counselor Corps Grant Program.

CSDB strategic plan implementation: The bill includes an increase of \$0.9 million total funds (including \$0.8 million General Fund) and 11.5 FTE for the Colorado School for the Deaf and the Blind (CSDB) to enhance school services in accordance with the school's strategic plan. This amount includes three major components:

- \$0.3 million and 5.9 FTE to extend the CSDB school year by 10 days (this component does not include new staff but reflects increased work time for the existing staff);
- \$0.3 million and 5.6 FTE to allow the school to hire additional staff, primarily focused on outreach services provided to school districts; and
- \$0.3 million for increased operating expenses.

Field implementation support: The bill includes an increase of \$0.9 million General Fund and 4.9 FTE to continue the Department's support of the field implementation of S.B. 10-191 (Educator Effectiveness).

Indirect cost assessment: The bill includes a net increase in the Department's indirect cost assessment.

State grants to libraries increase: The bill includes an increase of \$0.5 million General Fund for the State Grants to Publicly-Supported Libraries Program.

Educator licensure legal services: The bill includes an increase of \$0.1 million cash funds to allow the Educator Licensure Program to purchase an additional 1,171 hours of legal services from the Department of Law.

CSDB teacher salary adjustment: The bill includes an increase of \$0.1 million General Fund for salary increases for teachers employed at the Colorado School for the Deaf and the Blind based on the Colorado Springs District 11 salary schedule, as required by Section 22-80-106.5, C.R.S.

State Review Panel online portal: The bill includes an increase of \$77,375 General Fund to enhance and maintain an online system to streamline the State Review Panel's reviews of schools and school districts with improvement plans.

Security desk and measures: The bill includes an increase of \$67,375 reappropriated funds to improve security at the Department's headquarters building at 201 East Colfax Ave.

Reading services for the blind increase: The bill includes an increase of \$50,000 General Fund for the Reading Services for the Blind program.

CSDB utilities: The bill includes an increase of \$20,220 General Fund to support increased utility costs at the Colorado School for the Deaf and the Blind.

Server hosting for CSI: The bill includes an increase of \$3,496 reappropriated funds to allow the Department to host additional software and data for the State Charter School Institute (CSI).

Fund source adjustments: The bill includes General Fund decrease which is offset by an increase in reappropriated funds.

Educator effectiveness FTE reduction: The bill reduces the FTE associated with educator effectiveness implementation based on the depletion of one-time state and federal funding supporting the program.

Eliminate dual appropriations: The bill includes a reduction of \$32.5 million total funds to eliminate a dual appropriation structure for five programs in the Department's budget pursuant to S.B. 15-108 (Direct Appropriations for CDE Programs).

Informational funds adjustment: The bill includes a reduction of \$2.3 million federal funds and 1.4 FTE shown for informational purposes to reflect the reduction in federal grant funds available for the Office of Dropout Prevention and Student Reengagement as a result of the expiration a federal grant.

Annualize prior year budget actions: The bill includes a net reduction of \$1.1 million total funds (including a reduction of \$1.3 million General Fund) related to prior year budget actions, primarily driven by the elimination of one-time funding for information technology updates and purchases in FY 2014-15.

Assessment cost adjustments: The bill includes a decrease of \$0.6 million total funds to reflect estimated contract costs for the administration of statewide standardized assessments in FY 2015-16.

Basic skills placement adjustment: The bill includes a reduction of \$0.3 million cash funds from the State Education Fund based on actual utilization of the Basic Skills Placement or Assessment Program.

Marijuana tax revenue adjustment: The bill includes a decrease of \$0.2 million cash funds based on the Legislative Council revenue forecast of available funds in the Marijuana Tax Cash Fund in FY 2015-16.

Reflect revenue estimates: The bill includes a net reduction of \$0.1 million total funds to reflect updated revenue estimates for specific fund sources.

Other: The bill includes other minor adjustments.

Summary of Changes by Long Bill Division

Summary Table for Department of Education						
	Total Funds	General Fund ¹	Cash Funds	Reappropriated Funds	Federal Funds	FTE
FY 2014-15 Appropriation	\$5,248,362,136	\$3,357,973,487	\$1,192,935,611	\$61,142,113	\$636,310,925	582.0
Long Bill supplemental	(141,471)	(141,471)	0	0	0	0.0
FY 2014-15 Adjusted Appropriation	\$5,248,220,665	\$3,357,832,016	\$1,192,935,611	\$61,142,113	\$636,310,925	582.0
<i>Changes from FY 2014-15 by Long Bill Division</i>						
Management and Administration	467,473	(668,329)	(603,448)	605,781	1,133,469	(0.7)
Assistance to Public Schools	146,950,958	183,925,967	(20,023,266)	(30,096,993)	13,145,250	5.2
Library Programs	(1,352,617)	585,521	1,577	(2,000,000)	60,285	0.0
School for the Deaf and the Blind	1,154,992	1,048,617	0	106,375	0	11.5
Total FY 2015-16 Long Bill Appropriation	\$5,395,441,471	\$3,542,723,792	\$1,172,310,474	\$29,757,276	\$650,649,929	598.0
\$ Change from prior year	\$147,220,806	\$184,891,776	(\$20,625,137)	(\$31,384,837)	\$14,339,004	16.0
% Change from prior year	2.8%	5.5%	(1.7%)	(51.3%)	2.3%	2.7%

¹ Includes General Fund Exempt. See Appendix D for more information.

Appropriation Detail by Long Bill Division

Management and Administration: This section provides funding and staff for the State Board of Education, for the administration of a variety of education- and library-related programs, and for general department administration, including human resources, budgeting, accounting, information management, and facilities maintenance. This section also includes funding for licensing educators, the Division of On-line Learning, administration of the Colorado Student Assessment Program, and the State Charter School Institute.

Management and Administration						
	Total Funds	General Fund	Cash Funds	Reappropriated Funds	Federal Funds	FTE
FY 2014-15 Appropriation	\$84,607,095	\$14,167,133	\$36,095,119	\$16,987,414	\$17,357,429	164.4
<i>Changes from FY 2014-15 Appropriation</i>						
Centrally appropriated line items	2,885,238	343,377	349,934	643,952	1,547,975	0.0
Field implementation support	896,758	896,758	0	0	0	4.9
Educator licensure legal services	111,257	0	111,257	0	0	0.0
Indirect cost assessment	88,999	0	53,375	0	35,624	0.0
State Review Panel online portal	77,375	77,375	0	0	0	0.0
Security desk and measures	67,375	0	0	67,375	0	0.0
CSDB strategic plan implementation	22,787	22,787	0	0	0	0.0
Server hosting for CSI	3,496	0	0	3,496	0	0.0
Eliminate dual appropriations (SB 15-108)	0	6,530	7,275	(13,805)	0	0.0
Educator effectiveness FTE reduction	0	0	0	0	0	(6.0)
Annualize prior year budget actions	(2,531,624)	(1,698,387)	(96,472)	(95,237)	(641,528)	0.4
Assessment cost adjustments	(566,502)	0	(757,900)	0	191,398	0.0
Annualize prior year legislation	(316,769)	(316,769)	0	0	0	0.0
Basic skills placement adjustment	(270,917)	0	(270,917)	0	0	0.0
Total FY 2015-16 Long Bill Appropriation	\$85,074,568	\$13,498,804	\$35,491,671	\$17,593,195	\$18,490,898	163.7
\$ Change from prior year	\$467,473	(\$668,329)	(\$603,448)	\$605,781	\$1,133,469	(0.7)
% Change from prior year	0.6%	(4.7%)	(1.7%)	3.6%	6.5%	(0.4%)

Assistance to Public Schools: This section includes all funding that is distributed to public schools or is used to directly support public schools. This section is comprised of the following subsections:

1. Public School Finance;
2. Categorical Programs;
3. Grant Programs, Distributions, and Other Assistance; and
4. Indirect Cost Assessment.

Assistance to Public Schools						
	Total Funds	General Fund ¹	Cash Funds	Reappropriated Funds	Federal Funds	FTE
FY 2014-15 Appropriation	\$5,139,050,663	\$3,329,403,791	\$1,155,494,278	\$38,247,467	\$615,905,127	211.9
Long Bill supplemental	<u>(141,471)</u>	<u>(141,471)</u>	<u>0</u>	<u>0</u>	<u>0</u>	<u>0.0</u>
FY 2014-15 Adjusted Appropriation	\$5,138,909,192	\$3,329,262,320	\$1,155,494,278	\$38,247,467	\$615,905,127	211.9

Assistance to Public Schools						
	Total Funds	General Fund ¹	Cash Funds	Reappropriated Funds	Federal Funds	FTE
<i>Changes from FY 2014-15 Appropriation</i>						
Public School Finance	138,035,839	183,789,887	(45,819,985)	65,937	0	0.0
Categorical Programs	7,666,349	0	7,792,139	0	(125,790)	0.0
Grant Programs, Distributions, and Other Assistance	776,863	136,080	18,004,580	(30,162,930)	12,799,133	5.2
Indirect Cost Assessment	471,907	0	0	0	471,907	0.0
Total FY 2015-16 Long Bill Appropriation	\$5,285,860,150	\$3,513,188,287	\$1,135,471,012	\$8,150,474	\$629,050,377	217.1
\$ Change from prior year	\$146,950,958	\$183,925,967	(\$20,023,266)	(\$30,096,993)	\$13,145,250	5.2
% Change from prior year	2.9%	5.5%	(1.7%)	(78.7%)	2.1%	2.5%

¹ Includes General Fund Exempt. See Appendix D for more information.

Subsection Detail

Public School Finance: This subsection reflects appropriations related to the state share of funding required pursuant to the School Finance Act of 1994, as amended. The local share of public school funding is not reflected in the appropriation to the Department.

Assistance to Public Schools, Public School Finance						
	Total Funds	General Fund ^{1,2}	Cash Funds	Reappropriated Funds	Federal Funds	FTE
FY 2014-15 Appropriation	\$3,964,829,954	\$3,184,047,461	\$779,261,422	\$1,521,071	\$0	17.9
Long Bill supplemental	0	0	0	0	0	0.0
FY 2014-15 Adjusted Appropriation	\$3,964,829,954	\$3,184,047,461	\$779,261,422	\$1,521,071	\$0	17.9
<i>Changes from FY 2014-15 Appropriation</i>						
Total program increase	137,972,514	183,789,887	(45,817,373)	0	0	0.0
Annualize prior year budget actions	66,617	0	680	65,937	0	0.0
Annualize prior year legislation	(3,292)	0	(3,292)	0	0	0.0
Total FY 2015-16 Long Bill Appropriation	\$4,102,865,793	\$3,367,837,348	\$733,441,437	\$1,587,008	\$0	17.9
\$ Change from prior year	\$138,035,839	\$183,789,887	(\$45,819,985)	\$65,937	\$0	0.0
% Change from prior year	3.5%	5.8%	(5.9%)	4.3%	n/a	0.0%

¹ Includes General Fund Exempt. See Appendix D for more information.

² Includes an adjustment to General Fund and General Fund Exempt appropriations. See Appendix D for more information.

Categorical Programs: This subsection includes appropriations for all "categorical programs", which are programs designed to serve particular groups of students (e.g., students with limited English proficiency) or particular student needs (e.g., transportation). With the passage of Amendment 23 in 2000, this group of programs is now defined in Section 17 (2) (a) of Article IX of the State Constitution.

Assistance to Public Schools, Categorical Programs						
	Total Funds	General Fund	Cash Funds	Reappropriated Funds	Federal Funds	FTE
FY 2014-15 Appropriation	\$445,476,354	\$141,765,474	\$136,975,196	\$104,043	\$166,631,641	73.1
<i>Changes from FY 2014-15 Appropriation</i>						
Categorical programs increase	7,792,139	0	7,792,139	0	0	0.0
Annualize prior year budget actions	279,781	0	0	0	279,781	0.0
Centrally appropriated line items	(405,571)	0	0	0	(405,571)	0.0
Total FY 2015-16 Long Bill Appropriation	\$453,142,703	\$141,765,474	\$144,767,335	\$104,043	\$166,505,851	73.1
\$ Change from prior year	\$7,666,349	\$0	\$7,792,139	\$0	(\$125,790)	0.0
% Change from prior year	1.7%	0.0%	5.7%	0.0%	(0.1%)	0.0%

Grant Programs, Distributions, and Other Assistance: This subsection includes funding for a variety of education-related grant programs and programs that distribute funds to public schools, other than those programs that are defined as categorical programs.

Assistance to Public Schools, Grant Programs, Distributions, and Other Assistance						
	Total Funds	General Fund	Cash Funds	Reappropriated Funds	Federal Funds	FTE
FY 2014-15 Appropriation	\$726,687,107	\$3,590,856	\$239,232,660	\$36,566,782	\$447,296,809	120.9
Long Bill supplemental	<u>(141,471)</u>	<u>(141,471)</u>	<u>0</u>	<u>0</u>	<u>0</u>	<u>0.0</u>
FY 2014-15 Adjusted Appropriation	\$726,545,636	\$3,449,385	\$239,232,660	\$36,566,782	\$447,296,809	120.9
<i>Changes from FY 2014-15 Appropriation</i>						
Annualize prior year legislation	23,352,846	(30,213)	8,311,606	0	15,071,453	0.0
BEST cash grant adjustment	5,000,000	0	5,000,000	0	0	0.0
BEST statewide priority assessment	3,209,311	0	3,209,311	0	0	6.0
Counselor corps grant program increase	1,993,812	0	1,993,812	0	0	0.0
Annualize prior year budget actions	872,402	204,231	90,493	302,793	274,885	0.6
Eliminate dual appropriations	(30,460,000)	0	0	(30,460,000)	0	0.0
Informational funds adjustment	(2,282,422)	0	0	0	(2,282,422)	(1.4)
Centrally appropriated line items	(391,493)	(18,151)	(84,424)	(24,135)	(264,783)	0.0
Marijuana tax revenue adjustment	(219,556)	0	(219,556)	0	0	0.0
Reflect revenue estimates	(136,836)	0	(155,248)	18,412	0	0.0
Other	(161,201)	(19,787)	(141,414)	0	0	0.0

Assistance to Public Schools, Grant Programs, Distributions, and Other Assistance						
	Total Funds	General Fund	Cash Funds	Reappropriated Funds	Federal Funds	FTE
Total FY 2015-16 Long Bill Appropriation	\$727,322,499	\$3,585,465	\$257,237,240	\$6,403,852	\$460,095,942	126.1
\$ Change from prior year	\$776,863	\$136,080	\$18,004,580	(\$30,162,930)	\$12,799,133	5.2
% Change from prior year	0.1%	3.9%	7.5%	(82.5%)	2.9%	4.3%

Indirect Cost Assessment: This subsection reflects all of the indirect cost assessments against fund sources within the Assistance to Public Schools division. Major fund sources include federal funds in the Special Education Programs for Children with Disabilities line item and the Appropriated Sponsored Programs line item, with relatively minor contributions from cash and reappropriated fund sources within the division.

Assistance to Public Schools, Indirect Cost Assessment						
	Total Funds	General Fund	Cash Funds	Reappropriated Funds	Federal Funds	FTE
FY 2014-15 Appropriation	\$2,057,248	\$0	\$25,000	\$55,571	\$1,976,677	0.0
<i>Changes from FY 2014-15 Appropriation</i>						
Indirect cost assessment	471,907	0	0	0	471,907	0.0
Total FY 2015-16 Long Bill Appropriation	\$2,529,155	\$0	\$25,000	\$55,571	\$2,448,584	0.0
\$ Change from prior year	\$471,907	\$0	\$0	\$0	\$471,907	0.0
% Change from prior year	22.9%	n/a	0.0%	0.0%	23.9%	n/a

Library Programs: This section contains appropriations for all library-related programs. There are approximately 1,800 publicly-funded libraries in Colorado, including institutional libraries (e.g., nursing homes, correctional institutions, etc.), as well as libraries operated by school districts, higher education institutions, and counties and municipalities. Library programs are primarily supported by General Fund and federal funds. Cash fund sources include grants and donations. Transfers from the Colorado Disabled Telephone Users Fund to support privately operated reading services for the blind are reflected as reappropriated funds.

Library Programs						
	Total Funds	General Fund	Cash Funds	Reappropriated Funds	Federal Funds	FTE
FY 2014-15 Appropriation	\$9,881,787	\$4,202,204	\$271,214	\$2,360,000	\$3,048,369	38.1
<i>Changes from FY 2014-15 Appropriation</i>						
State grants to libraries increase	500,000	500,000	0	0	0	0.0
Annualize prior year budget actions	97,383	35,521	1,577	0	60,285	0.0
Reading services for the blind increase	50,000	50,000	0	0	0	0.0
Eliminate dual appropriations (SB 15-108)	(2,000,000)	0	0	(2,000,000)	0	0.0
Total FY 2015-16 Long Bill Appropriation	\$8,529,170	\$4,787,725	\$272,791	\$360,000	\$3,108,654	38.1
\$ Change from prior year	(\$1,352,617)	\$585,521	\$1,577	(\$2,000,000)	\$60,285	0.0
% Change from prior year	(13.7%)	13.9%	0.6%	(84.7%)	2.0%	0.0%

School for the Deaf and the Blind: The Colorado School for the Deaf and the Blind (CSDB) provides educational services for children throughout the state who are deaf, hearing impaired, blind, or visually impaired, and under the age of 21. In FY 2013-14, the School had a total enrollment of 504 children, including 298 infants and toddlers and 215 students who received services on campus.

School for the Deaf and the Blind						
	Total Funds	General Fund	Cash Funds	Reappropriated Funds	Federal Funds	FTE
FY 2014-15 Appropriation	\$14,822,591	\$10,200,359	\$1,075,000	\$3,547,232	\$0	167.6
<i>Changes from FY 2014-15 Appropriation</i>						
CSDB strategic plan implementation	907,890	822,244	0	85,646	0	11.5
Annualize prior year budget actions	124,916	123,780	0	1,136	0	0.0
CSDB teacher salary adjustment	102,391	102,391	0	0	0	0.0
CSDB utilities	20,220	20,220	0	0	0	0.0
Fund source adjustments	0	(19,593)	0	19,593	0	0.0
Centrally appropriated line items	(425)	(425)	0	0	0	0.0
Total FY 2015-16 Long Bill Appropriation	\$15,977,583	\$11,248,976	\$1,075,000	\$3,653,607	\$0	179.1
\$ Change from prior year	\$1,154,992	\$1,048,617	\$0	\$106,375	\$0	11.5
% Change from prior year	7.8%	10.3%	0.0%	3.0%	n/a	6.9%

Governor-Lieutenant Governor-State Planning and Budgeting

Department Description: The Department is comprised of the Office of the Governor, the Office of the Lieutenant Governor, the Office of State Planning and Budgeting, Economic Development Programs, and the Office of Information Technology (OIT).

Governor - Lieutenant Governor - State Planning and Budgeting						
	Total Funds	General Fund	Cash Funds	Reappropriated Funds	Federal Funds	FTE
FY 2014-15 Appropriation:	\$293,323,703	\$34,983,120	\$41,899,571	\$210,000,641	\$6,440,371	1,073.1
Long Bill supplemental	<u>0</u>	<u>0</u>	<u>0</u>	<u>0</u>	<u>0</u>	<u>0.0</u>
FY 2014-15 Adjusted Appropriation	\$293,323,703	\$34,983,120	\$41,899,571	\$210,000,641	\$6,440,371	1,073.1
<i>Changes from FY 2014-15 Appropriation</i>						
Centrally appropriated line items	7,243,418	(93,423)	403,523	6,837,199	96,119	0.0
Backup Colorado, Phase II	3,804,115	(554,480)	0	4,358,595	0	0.0
IT infrastructure refresh	3,407,200	0	0	3,407,200	0	0.0
Colorado Tourism Office funding increase	3,000,000	3,000,000	0	0	0	0.0
Elevation data acquisition and GIS personnel	2,574,716	2,574,716	0	0	0	4.0
Film incentive rebate program funding	2,500,000	2,500,000	0	0	0	0.0
Colorado FIRST and Existing Industry Program funding increase	1,774,978	1,774,978	0	0	0	0.0
Competitive intelligence and marketing plan	1,100,000	1,100,000	0	0	0	1.0
IT Systems infrastructure staff	682,645	0	0	682,645	0	7.3
Active directory consolidation	606,956	0	0	606,956	0	0.0
Network infrastructure upgrade	508,200	0	0	508,200	0	0.0
Colorado Credit Reserve Program continuation	400,000	400,000	0	0	0	0.0
Electric vehicle grant fund spending authority	313,000	0	313,000	0	0	0.0
Enterprise wireless solution	300,000	0	0	300,000	0	0.0
Aerospace and defense industry champion funding	233,393	233,393	0	0	0	1.0
Data governance and analytics planning	226,800	0	0	226,800	0	0.0
Ongoing staffing for Results First and performance planning	156,900	156,900	0	0	0	0.0
Serve Colorado funding	100,000	100,000	0	0	0	0.0
Indirect cost assessment	78,944	0	94,255	28,638	(43,949)	0.0
Colorado Information Marketplace service costs	65,000	65,000	0	0	0	0.0
Oil and Gas Task Force recommendation for the Department of Public Health and Environment	50,000	0	0	50,000	0	0.0
Leading Edge Program funding increase	25,000	25,000	0	0	0	0.0
Colorado Grants Management System maintenance	18,147	0	0	18,147	0	0.0
Centrally appropriated line items reorganization	0	0	0	0	0	0.0

Governor - Lieutenant Governor - State Planning and Budgeting						
	Total Funds	General Fund	Cash Funds	Reappropriated Funds	Federal Funds	FTE
Annualize prior year budget actions	(45,091,822)	(4,812,134)	(55,950)	(40,223,806)	68	0.8
Annualize prior year legislation	(6,962,549)	723,896	(415,236)	(7,271,209)	0	0.5
Cloud computing migration	(532,397)	0	0	(532,397)	0	0.0
Disabled parking educational materials dissemination	(249,000)	(249,000)	0	0	0	0.0
CORE operational support transfer	(178,803)	0	0	(178,803)	0	(2.0)
Total FY 2015-16 Long Bill Appropriation	\$269,478,544	\$41,927,966	\$42,239,163	\$178,818,806	\$6,492,609	1,085.7
\$ Change from prior year	(\$23,845,159)	\$6,944,846	\$339,592	(\$31,181,835)	\$52,238	12.6
% Change from prior year	(8.1%)	19.9%	0.8%	(14.8%)	0.8%	1.2%

Description of Incremental Changes

Long Bill supplemental: The bill provides authority for the Office of State Planning and Budgeting to expend \$25,000 total funds appropriated for FY 2014-15 up until June 30, 2016 for a prison utilization study.

Centrally appropriated line items: The bill includes adjustments to centrally appropriated line items for the following: state contributions for health, life, and dental benefits; merit pay; salary survey; short-term disability; supplemental state contributions to the Public Employees' Retirement Association (PERA) pension fund; shift differential; vehicle lease payments; workers' compensation; legal services; payment to risk management and property funds; Capitol complex leased space; CORE operations; and payments to the Governor's Office of Information Technology (OIT).

Backup Colorado, Phase II: The bill includes an increase of \$3,804,115 total funds for the Office of Information Technology to implement standardized information technology backup and disaster recovery systems and processes across the executive branch agencies.

IT infrastructure refresh: The bill includes an increase of \$3,407,200 reappropriated funds for the Office of Information Technology to implement a standardized refresh (replacement) cycle for network, systems, and voice infrastructure. Network infrastructure consists of routers and switches, while systems infrastructure consists of physical servers, hosting storage, shared storage, and backup systems. Voice systems include newer Voice over IP (VoIP) technologies and Managed IP Communications (MIPC).

Colorado Tourism Office funding increase: The bill includes an increase of \$3,000,000 General Fund for the Office of Economic Development and International Trade to market Colorado to a wider audience in an effort to increase the number of visitors to the state. Specifically, the funds will be used for additional television and digital ads in primary markets, to buy ads in national magazines, to expand the Office's agro-tourism program, and to gain access to new international markets.

Elevation data acquisition and GIS personnel: The bill includes an increase of \$2,574,716 General Fund and 4.0 FTE for the Office of Information Technology to acquire digital elevation data for Mesa County and parts of Delta, Gunnison, Logan, and Weld Counties and to hire individuals to coordinate digital mapping data.

Film incentive rebate program funding: The appropriation includes \$2,500,000 General Fund for performance-based film incentives offered by the Office of Economic Development and International Trade. The appropriation also includes a footnote providing the Office with authority to expend moneys appropriated for FY 2015-16 for the film incentives program through June 30, 2017.

Colorado FIRST and Existing Industry Program funding increase: The bill includes an increase of \$1,774,978 General Fund to support the Colorado FIRST and Existing Industry Program. The moneys are reappropriated from the Office of Economic Development and International Trade to the Department of Higher Education for allocation to the State's community colleges. The Program provides grants to companies locating or expanding operations in Colorado to pay costs associated with job training.

Competitive intelligence and marketing plan: The bill includes an increase of \$1,100,000 General Fund and 1.0 FTE to enhance the Office of Economic Development and International Trade's ability to target businesses and markets to recruit to the state. Moneys are provided for three components: hiring a marketing officer dedicated to marketing Colorado to businesses worldwide and recruiting them to move to Colorado, hiring a contract employee to be a data analyst for the marketing officer to aide in formulating a marketing plan for the state, and procuring analytical tools and database subscriptions to better mine prospect data.

IT Systems infrastructure staff: The bill includes an increase of \$682,645 reappropriated funds and 7.3 FTE for the Office of Information Technology's enterprise server unit to provide enhanced operational support to agencies. The moneys are to be used to supplement the Office's staffing in the areas of physical server support, central virtual server support, and infrastructure administration support.

Active directory consolidation: The bill includes an increase of \$606,956 reappropriated funds to consolidate the information technology systems that are used to authenticate and authorize all users and computers in a network. The underlying system, known as an Active Directory, is used by the Office of Information Technology to assign and enforce security policies for all computers, install or update software, determine login settings, and grant permissions for access to resources (e.g. printers). The funding provided will be used to consolidate the disparate systems used for this purpose by 13 executive branch agencies.

Network infrastructure upgrade: The bill includes an increase of \$508,200 reappropriated funds transferred from the Department of Public Health and Environment (CDPHE) to the Office of Information Technology to enhance network connectivity between the State's data center (EFort) and the Department.

Colorado Credit Reserve Program continuation: The bill includes an increase of \$400,000 General Fund for the Office of Economic Development and International Trade to maintain the existing Colorado Credit Reserve Program that is administered by the Colorado Housing and Financing Authority (CHFA). Moneys will be used to provide lenders with an incentive to provide working capital to Colorado businesses.

Electric vehicle grant fund spending authority: The bill includes an increase of \$313,000 cash funds from the Electric Vehicle Grant Fund for the Colorado Energy Office's to provide grant funds to encourage the installation of charging stations.

Enterprise wireless solution: The bill includes an increase of \$300,000 reappropriated funds for the operating, maintenance, and licensing expenses associated with moving all State agency wireless access points to one wireless controller managed by the Office of Information Technology. The initiative will provide wireless access to employees across multiple locations, allow and control vendor and partner wireless access, and manage guest access at appropriate locations.

Aerospace and defense industry champion funding: The bill includes \$233,393 General Fund and 1.0 FTE for the Office of Economic Development and International Trade to oversee the implementation of the state's aerospace strategic plan and develop and align strategies for the state's military bases, including Base Realignment and Closure (BRAC) activities.

Data governance and analytics planning: The bill includes an increase of \$226,800 reappropriated funds for the Office of Information Technology to contract with a vendor to facilitate the creation of a data governance model. The moneys will be used for a study recommending whether a service that provides a central repository for analysis across departments is feasible, and if so what it would entail, what the optimal configuration would be, and where it would fit best structurally within the State. The current process is to create an independent data sharing infrastructure with interfaces requiring initial investment and ongoing maintenance.

Ongoing staffing for Results First and performance planning: The bill includes an increase of \$156,900 General Fund for the Office of State Planning and Budgeting to continue funding for two staff currently working on the Pew-MacArthur Results First Initiative. The goal of the project is to implement cost-benefit analysis tools to assist in analyzing programmatic funding.

Serve Colorado funding: The bill includes an increase of \$100,000 General Fund for the Office of the Lieutenant Governor to support the Serve Colorado program that strives to build a culture of civic engagement across Colorado by working in partnership with a vast array of community based organizations.

Indirect cost assessment: The bill includes a net increase of \$78,944 total funds in the Department's indirect cost assessment.

Colorado Information Marketplace service costs: The bill includes an increase of \$65,000 General Fund for the Office of Information Technology to fund the website subscription service that supports the Colorado Information Marketplace. The subscription covers services related to a data repository, data sharing, charting capabilities, mapping capabilities, and interfaces for entities to create mobile applications using public information.

Oil and Gas Task Force recommendation for the Department of Public Health and Environment: The request includes \$50,000 reappropriated funds transferred to the Office of Information Technology from the Department of Public Health and Environment for the costs associated with tracking citizens' concerns related oil and gas operations.

Leading Edge Program funding increase: The bill includes an increase of \$25,000 General Fund for the Office of Economic Development and International Trade to increase business training opportunities administered via the Office's Leading Edge Program through the state's Small Business Development Centers. The opportunities consist of comprehensive training on how to start and operate a small business.

Colorado Grants Management System maintenance: The bill includes an increase of \$18,147 reappropriated funds for the Office of Information Technology to maintain the system used by various departments to track grants received and grants it dispensed.

Centrally appropriated line items reorganization: The bill includes a reorganization of the centrally appropriated line items in the Offices of the Governor and Information Technology. This change has no net fiscal impact.

Annualize prior year budget actions: The bill includes a number of changes to the out year impact of funding decisions made through the FY 2014-15 Long Bill. The adjustments are primarily driven by the anticipated conclusion of the Colorado Benefits Management System (CBMS) modernization (phase II) project and the one-time FY 2014-15 funding increases in the Office of Economic Development and International Trade.

Annualize prior year legislation: The bill includes a reduction of \$6,962,549 total funds, including an increase of \$723,896 General Fund, for the second or third year impact of legislation. The change is primarily driven by the anticipated conclusion of several information technology initiatives performed by the Office of Information Technology and funded by the Departments of Human Services and Revenue.

Cloud computing migration: The bill includes a decrease of \$532,397 reappropriated funds transferred from the Department of Human Services to the Office of Information Technology due to a decrease in the second-year costs associated with the migration of applications, including Trails and the Child Care Automated Tracking System (CHATS), to a hosted, cloud-based environment.

Disabled parking educational materials dissemination: The bill includes an appropriation of \$251,000 total funds, including \$250,000 General Fund, for the Office of the Governor to collaborate with Colorado Advisory Council for Persons With Disabilities to continue a project initiated in FY 2014-15 providing education and outreach to local government entities on the enforcement of disabled parking laws. The appropriation for this purpose represents a decrease of \$249,000 General Fund compared to FY 2014-15 appropriation due to a decrease in the second year costs of the project.

CORE operational support transfer: The bill includes a decrease of \$178,803 reappropriated funds and 2.0 FTE to transfer Colorado Operations Resource Engine (CORE) support staff from the Office of Information Technology to the Department of Personnel.

Summary of Changes by Long Bill Division

Summary Table for Governor - Lieutenant Governor - State Planning and Budgeting						
	Total Funds	General Fund	Cash Funds	Reappropriated Funds	Federal Funds	FTE
FY 2014-15 Appropriation:	\$293,323,703	\$34,983,120	\$41,899,571	\$210,000,641	\$6,440,371	1,073.1
Long Bill supplemental	<u>0</u>	<u>0</u>	<u>0</u>	<u>0</u>	<u>0</u>	<u>0.0</u>
FY 2014-15 Adjusted Appropriation	\$293,323,703	\$34,983,120	\$41,899,571	\$210,000,641	\$6,440,371	1,073.1
<i>Changes from FY 2014-15 by Long Bill Division</i>						
Office of the Governor	(18,923,558)	(459,806)	529,679	(18,984,785)	(8,646)	0.0
Office of the Lieutenant Governor	113,163	113,163	0	0	0	0.0
Office of State Planning and Budgeting	(29,686)	119,835	(176,454)	26,933	0	0.0
Economic Development Programs	4,910,372	4,960,937	(13,633)	(97,816)	60,884	2.7
Office of Information Technology	(9,915,450)	2,210,717	0	(12,126,167)	0	9.9
Total FY 2015-16 Long Bill Appropriation	\$269,478,544	\$41,927,966	\$42,239,163	\$178,818,806	\$6,492,609	1,085.7
\$ Change from prior year	(\$23,845,159)	\$6,944,846	\$339,592	(\$31,181,835)	\$52,238	12.6
% Change from prior year	(8.1%)	19.9%	0.8%	(14.8%)	0.8%	1.2%

Appropriation Detail by Long Bill Division

Office of the Governor: As the chief executive of the State of Colorado, the Governor is responsible for the overall operation of the executive branch. This Office provides for coordination, direction, and planning of agency operations, as well as maintaining a liaison with local governments and the federal government.

Office of the Governor						
	Total Funds	General Fund	Cash Funds	Reappropriated Funds	Federal Funds	FTE
FY 2014-15 Appropriation:	\$41,805,339	\$6,584,160	\$11,675,566	\$19,668,956	\$3,876,657	67.1
<i>Changes from FY 2014-15 Appropriation</i>						
Centrally appropriated line items	7,245,374	(93,423)	403,523	6,839,155	96,119	0.0
Electric vehicle grant fund spending authority	313,000	0	313,000	0	0	0.0
Indirect cost assessment	13,662	0	94,255	0	(80,593)	0.0
Centrally appropriated line items reorganization	(23,358,284)	0	0	(23,358,284)	0	0.0
Annualize prior year funding	(2,640,235)	(97,882)	(69,669)	(2,448,512)	(24,172)	0.0
Disabled parking educational materials dissemination	(249,000)	(249,000)	0	0	0	0.0
Annualize prior year legislation	(230,931)	(19,501)	(211,430)	0	0	0.0
CORE operational support transfer	(17,144)	0	0	(17,144)	0	0.0
Total FY 2015-16 Long Bill Appropriation	\$22,881,781	\$6,124,354	\$12,205,245	\$684,171	\$3,868,011	67.1
\$ Change from prior year	(\$18,923,558)	(\$459,806)	\$529,679	(\$18,984,785)	(\$8,646)	0.0
% Change from prior year	(45.3%)	(7.0%)	4.5%	(96.5%)	(0.2%)	0.0%

Office of the Lieutenant Governor: Colorado's Constitution provides for the Lieutenant Governor to become Governor in the case of the death, impeachment, felony conviction, incapacitation, or resignation of the Governor. The Lieutenant Governor serves as chairperson of the Colorado Commission of Indian Affairs and handles additional responsibilities assigned by the Governor.

Office of the Lieutenant Governor						
	Total Funds	General Fund	Cash Funds	Reappropriated Funds	Federal Funds	FTE
FY 2014-15 Appropriation:	\$317,407	\$316,223	\$1,184	\$0	\$0	5.0
<i>Changes from FY 2014-15 Appropriation</i>						
Serve Colorado funding	100,000	100,000	0	0	0	0.0
Annualize prior year funding	13,163	13,163	0	0	0	0.0
Total FY 2015-16 Long Bill Appropriation	\$430,570	\$429,386	\$1,184	\$0	\$0	5.0

Office of the Lieutenant Governor						
	Total Funds	General Fund	Cash Funds	Reappropriated Funds	Federal Funds	FTE
\$ Change from prior year	\$113,163	\$113,163	\$0	\$0	\$0	0.0
% Change from prior year	35.7%	35.8%	0.0%	n/a	n/a	0.0%

Office of State Planning and Budgeting: The Office of State Planning and Budgeting (OSPB) is responsible for the development of executive budget requests, review and analysis of departmental expenditures, and preparation of revenue and economic forecasts for the State.

Office of State Planning and Budgeting						
	Total Funds	General Fund	Cash Funds	Reappropriated Funds	Federal Funds	FTE
FY 2014-15 Appropriation:	\$2,163,472	\$467,297	\$176,454	\$1,519,721	\$0	19.5
Long Bill supplemental	<u>0</u>	<u>0</u>	<u>0</u>	<u>0</u>	<u>0</u>	<u>0.0</u>
FY 2014-15 Adjusted Appropriation	\$2,163,472	\$467,297	\$176,454	\$1,519,721	\$0	19.5
<i>Changes from FY 2014-15 Appropriation</i>						
Ongoing staffing for Results First and performance planning	156,900	156,900	0	0	0	0.0
Annualize prior year funding	39,868	12,935	0	26,933	0	0.0
Annualize prior year legislation	(226,454)	(50,000)	(176,454)	0	0	0.0
Total FY 2015-16 Long Bill Appropriation	\$2,133,786	\$587,132	\$0	\$1,546,654	\$0	19.5
\$ Change from prior year	(\$29,686)	\$119,835	(\$176,454)	\$26,933	\$0	0.0
% Change from prior year	(1.4%)	25.6%	(100.0%)	1.8%	n/a	0.0%

Economic Development Programs: The Colorado Office of Economic Development and International Trade (OEDIT) is tasked with assisting in creating a positive business climate, encouraging economic development, and building sustainable job growth across the state.

Economic Development Programs						
	Total Funds	General Fund	Cash Funds	Reappropriated Funds	Federal Funds	FTE
FY 2014-15 Appropriation:	\$54,559,583	\$23,132,094	\$28,795,439	\$189,336	\$2,442,714	55.6
<i>Changes from FY 2014-15 Appropriation</i>						
Colorado Tourism Office funding increase	3,000,000	3,000,000	0	0	0	0.0
Film incentive rebate program funding	2,500,000	2,500,000	0	0	0	0.0
Colorado FIRST and Existing Industry Program funding increase	1,774,978	1,774,978	0	0	0	0.0
Competitive intelligence and marketing plan	1,100,000	1,100,000	0	0	0	1.0

Economic Development Programs						
	Total Funds	General Fund	Cash Funds	Reappropriated Funds	Federal Funds	FTE
Annualize prior year legislation	666,045	793,397	(27,352)	(100,000)	0	0.5
Colorado Credit Reserve program continuation	400,000	400,000	0	0	0	0.0
Aerospace and defense industry champion funding	233,393	233,393	0	0	0	1.0
Indirect cost assessment	36,644	0	0	0	36,644	0.0
Leading Edge Program funding increase	25,000	25,000	0	0	0	0.0
Annualize prior year funding	(4,825,688)	(4,865,831)	13,719	2,184	24,240	0.2
Total FY 2015-16 Long Bill Appropriation	\$59,469,955	\$28,093,031	\$28,781,806	\$91,520	\$2,503,598	58.3
\$ Change from prior year	\$4,910,372	\$4,960,937	(\$13,633)	(\$97,816)	\$60,884	2.7
% Change from prior year	9.0%	21.4%	(0.0%)	(51.7%)	2.5%	4.9%

Office of Information Technology: The Governor's Office of Information Technology (OIT) oversees executive department technology initiatives and recommends strategies to maximize service delivery efficiency in a cost-effective manner through the application of enterprise technology solutions. The Office provides services to State agencies on a cost reimbursement basis with OIT acting as a vendor to State agencies. Services offered by OIT to State agencies have a mixture of costs (e.g. personal services, benefits, operating expenses, and contract expenses) associated with the service delivery. The costs are allocated to agencies based on the level of service consumed.

Office of Information Technology						
	Total Funds	General Fund	Cash Funds	Reappropriated Funds	Federal Funds	FTE
FY 2014-15 Appropriation:	\$194,477,902	\$4,483,346	\$1,250,928	\$188,622,628	\$121,000	925.9
<i>Changes from FY 2014-15 Appropriation</i>						
Centrally appropriated line items reorganization	23,358,284	0	0	23,358,284	0	0.0
Backup Colorado, Phase II	3,804,115	(554,480)	0	4,358,595	0	0.0
IT infrastructure refresh	3,407,200	0	0	3,407,200	0	0.0
Elevation data acquisition	2,574,716	2,574,716	0	0	0	4.0
IT Systems infrastructure staff	682,645	0	0	682,645	0	7.3
Active directory consolidation	606,956	0	0	606,956	0	0.0
Network infrastructure upgrade	508,200	0	0	508,200	0	0.0
Enterprise wireless solution	300,000	0	0	300,000	0	0.0
Data governance and analytics planning	226,800	0	0	226,800	0	0.0
Colorado Information Marketplace service costs	65,000	65,000	0	0	0	0.0
Oil and Gas Task Force recommendation for the Department of Public Health and the Environment	50,000	0	0	50,000	0	0.0

Office of Information Technology						
	Total Funds	General Fund	Cash Funds	Reappropriated Funds	Federal Funds	FTE
Indirect cost assessment	28,638	0	0	28,638	0	0.0
Colorado Grants Management System maintenance	18,147	0	0	18,147	0	0.0
Annualize prior year funding	(37,678,930)	125,481	0	(37,804,411)	0	0.6
Annualize prior year legislation	(7,171,209)	0	0	(7,171,209)	0	0.0
Cloud computing migration	(532,397)	0	0	(532,397)	0	0.0
CORE operational support transfer	(161,659)	0	0	(161,659)	0	(2.0)
Centrally appropriated line items	(1,956)	0	0	(1,956)	0	0.0
Total FY 2015-16 Long Bill Appropriation	\$184,562,452	\$6,694,063	\$1,250,928	\$176,496,461	\$121,000	935.8
\$ Change from prior year	(\$9,915,450)	\$2,210,717	\$0	(\$12,126,167)	\$0	9.9
% Change from prior year	(5.1%)	49.3%	0.0%	(6.4%)	0.0%	1.1%

Department of Health Care Policy and Financing

Department Description: The Department of Health Care Policy and Financing provides health care services through four major programs: (1) the State's Medicaid medical and mental health programs; (2) the Colorado Indigent Care program (CICP); (3) the Children's Basic Health Plan (CHP+); and (4) the Old Age Pensioner Medical program. In addition to these programs, the Department also administers the Primary Care Fund Program to increase access to health care services for medically under-served populations or areas.

The Medicaid, CICP, and CHP+ programs are federal and state partnerships; therefore, the State receives approximately \$5.3 billion in federal matching funds for these programs.

Department of Health Care Policy and Financing						
	Total Funds	General Fund ¹	Cash Funds	Reappropriated Funds	Federal Funds	FTE
FY 2014-15 Appropriation	\$8,011,622,840	\$2,353,220,728	\$987,630,750	\$6,104,791	\$4,664,666,571	390.9
Long Bill supplemental	<u>(79,917,760)</u>	<u>(776,428)</u>	<u>(87,825,698)</u>	<u>0</u>	<u>8,684,366</u>	<u>0.0</u>
FY 2014-15 Adjusted Appropriation	\$7,931,705,080	\$2,352,444,300	\$899,805,052	\$6,104,791	\$4,673,350,937	390.9
<i>Changes from FY 2014-15 Appropriation</i>						
Enrollment/utilization trends						
Medical Services Premiums - services	490,270,926	92,338,953	7,971,326	0	389,960,647	0.0
Medical Services Premiums – booster payments / financing	290,785,123	9,409,493	150,996,434	0	130,379,196	0.0
Behavioral health programs	92,715,806	18,692,358	1,251,435	0	72,772,013	0.0
Office of Community Living	18,967,057	8,417,480	1,546,987	0	9,002,590	0.0
Medicare Modernization Act	8,867,899	9,297,324	0	0	(429,425)	0.0
Public school health services	6,110,799	0	2,786,520	0	3,324,279	0.0
Children's Basic Health Plan	<u>2,394,019</u>	<u>11,763,217</u>	<u>(15,796,089)</u>	<u>0</u>	<u>6,426,891</u>	<u>0.0</u>
<i>Subtotal - Enrollment/utilization trends</i>	<i>910,111,629</i>	<i>149,918,825</i>	<i>148,756,613</i>	<i>0</i>	<i>611,436,191</i>	<i>0.0</i>
Eligibility/benefit changes						
Consumer direction for supported living services	1,253,761	592,765	0	0	660,996	0.0
Lifetime cap on home modifications	<u>711,238</u>	<u>350,000</u>	<u>0</u>	<u>0</u>	<u>361,238</u>	<u>0.0</u>
<i>Subtotal - Eligibility/benefit changes</i>	<i>1,964,999</i>	<i>942,765</i>	<i>0</i>	<i>0</i>	<i>1,022,234</i>	<i>0.0</i>
Provider rate changes						
Community provider rate	22,566,820	8,611,911	714,545	0	13,240,364	0.0
Targeted rate increases	<u>58,734,301</u>	<u>21,461,926</u>	<u>1,724,572</u>	<u>0</u>	<u>35,547,803</u>	<u>0.0</u>
<i>Subtotal - Provider rate changes</i>	<i>81,301,121</i>	<i>30,073,837</i>	<i>2,439,117</i>	<i>0</i>	<i>48,788,167</i>	<i>0.0</i>
MMIS adjustments	18,996,593	3,169,969	934,236	0	14,892,388	0.0
Annualize prior year legislation	4,966,540	4,124,877	505,611	0	336,052	0.2
Human Services programs	3,271,079	1,447,683	0	0	1,823,396	0.0
Rural residency slots	2,743,345	1,350,000	0	0	1,393,345	0.0
Centrally appropriated line items	2,676,412	981,566	(231,641)	139,466	1,787,021	0.0
Customer service center	2,042,250	661,840	359,286	0	1,021,124	20.8
CBMS funding simplification	1,286,557	2,439,108	(148,585)	(151,059)	(852,907)	0.0

Department of Health Care Policy and Financing						
	Total Funds	General Fund ¹	Cash Funds	Reappropriated Funds	Federal Funds	FTE
Personal health records	772,570	122,257	0	0	650,313	0.0
Person-centered planning rules and Olmstead	352,313	138,657	37,500	0	176,156	0.0
Community First Choice planning	314,041	157,020	0	0	157,021	0.9
Audits-managed care and primary care fund	300,000	150,000	0	0	150,000	0.0
IT stability and security	267,129	133,563	0	0	133,566	0.0
ACC reprocurement preparation	250,000	125,000	0	0	125,000	0.0
Comprehensive primary care	84,952	42,476	0	0	42,476	0.0
Predictive analytics FTE	78,723	7,873	0	0	70,850	0.9
Transfers to other departments	33,958	424,743	(110,000)	0	(280,785)	0.0
FMAP change	0	(20,320,555)	(9,311,141)	(978)	29,632,674	0.0
Continuous eligibility financing	(42,715,698)	(21,020,395)	0	0	(21,695,303)	0.0
Chronically acute long-stay clients	(28,000,000)	0	(14,000,000)	0	(14,000,000)	0.0
Annualize prior year budget actions	(15,445,371)	355,299	(4,308,422)	30,440	(11,522,688)	0.0
Marijuana tax revenue adjustment	(5,282,463)	(2,918,656)	0	0	(2,363,807)	0.0
Indirect cost adjustment	(27,612)	27,612	23,339	(12,111)	(66,452)	0.0
Total FY 2015-16 Long Bill Appropriation	\$8,872,048,147	\$2,504,979,664	\$1,024,750,965	\$6,110,549	\$5,336,206,969	413.7
\$ Change from prior year	\$940,343,067	\$152,535,364	\$124,945,913	\$5,758	\$662,856,032	22.8
% Change from prior year	11.9%	6.5%	13.9%	0.1%	14.2%	5.8%

¹ Includes General Fund Exempt. Includes amounts that are exempt from the statutory limit on state General Fund appropriations pursuant to section 24-75-201.1 (1) (a) (III) (A), C.R.S. See Appendix D for more information.

Description of Incremental Changes

FY 2014-15

Long Bill supplemental: The bill includes a net \$79.9 million decrease in existing FY 2014-15 appropriations, including a decrease of \$776,428 General Fund, primarily for revised caseload and expenditure estimates, including:

- A decrease of \$60.9 million, including an increase \$11.3 million General Fund, for Medical Services Premiums;
- An increase of \$12.0 million, including a decrease of \$2.5 million General Fund, for Behavioral Health Community Programs;
- A decrease of \$22.8 million, including a decrease of \$7.0 million General Fund, for the Children's Basic Health Plan;
- A decrease of \$7.1 million, including a reduction of \$1.1 million General Fund, for services provided by the Office of Community Living for people with intellectual and developmental disabilities; and
- A decrease of \$1.8 million General Fund for the state's obligation pursuant to the Medicare Modernization Act to pay the federal government for prescription drugs for people dually eligible for Medicaid and Medicare.

FY 2015-16

Enrollment/utilization trends: The bill includes a net increase of \$910.1 million, including \$149.9 million General Fund, for revised caseload and expenditure estimates, including:

- An increase of \$490.3 million, including \$92.3 million General Fund, for the Medical Services Premiums line item for medical services and long-term services and supports;
- An increase of \$290.8 million, including \$9.4 million General Fund, for the Medical Services Premiums line item for booster payments to hospitals through the Hospital Provider Fee and miscellaneous other financing;
- An increase of \$92.7 million, including \$18.7 million General Fund, for the capitation and fee-for-service Medicaid behavioral health programs;
- An increase of \$19.0 million, including \$8.4 million General Fund, for services provided by the Office of Community Living for people with intellectual and developmental disabilities;
- An increase of \$8.9 million, including \$9.3 million General Fund, for the state's obligation pursuant to the Medicare Modernization Act to pay the federal government for prescription drugs for people dually eligible for Medicaid and Medicare;
- An increase of \$6.1 million due to an increase in certified public expenditures by school districts and boards of cooperative education for public school health services; and
- An increase of \$2.4 million, including \$11.8 million General Fund, for the Children's Basic Health Plan.

For more detail about the increases for Medical Services Premiums, Behavioral Health Programs, and the Office of Community Living, see the narrative following the respective division tables.

Eligibility/benefit changes: The bill includes an increase of \$2.0 million, including \$942,765 General Fund, for changes to the Medicaid benefit package, including:

- An increase of \$1.3 million, including \$592,765 General Fund, to provide consumer directed attendant support services to people with intellectual and developmental disabilities who qualify for supported living services; and
- An increase of \$711,238, including \$350,000 General Fund, to increase the lifetime cap on home modifications from \$12,500 to an estimated \$14,067.

Provider rate changes: The bill includes \$81.3 million, including \$30.1 million General Fund, for increases in provider rates, including:

- \$22.6 million, including \$8.6 million General Fund, for across-the-board increases of 0.5 percent for providers paid from the Medical Services Premiums line item and 1.7 percent for all other providers; and
- \$58.7 million, including \$21.5 million General Fund, for several targeted rate increases summarized in the table below:

Targeted Rate Increases				
	Total	General Fund	Cash Funds	Federal Funds
Dental fillings and extractions to 65% of customary	\$15,058,255	\$4,094,339	\$1,349,220	\$9,614,696
Anesthesia Services	14,956,626	5,000,000	26,922	9,929,704
Personal care/homemaker to \$17 per hour	14,547,292	7,073,723	38,420	7,435,149
Private duty nursing to \$45/hour	5,167,006	2,512,143	13,805	2,641,058
Physical and occupational therapy services	3,587,269	1,075,534	33,475	2,478,260
Increase to a number of dental codes	2,510,313	682,625	225,089	1,602,599
Emergency medical transportation	1,109,263	300,000	2,252	807,011
Prenatal and postpartum care services	624,511	306,442	0	318,069
Diabetic self-management education group visits	485,433	162,280	874	322,279

Targeted Rate Increases				
	Total	General Fund	Cash Funds	Federal Funds
Dental X-rays	365,089	99,278	32,736	233,075
Special Connections per diem rate	227,604	111,683	0	115,921
In-home respite	66,320	30,977	1,761	33,582
Special Connections outpatient group rate	23,835	11,696	0	12,139
Prostate biopsy	<u>5,485</u>	<u>1,206</u>	<u>18</u>	<u>4,261</u>
Total	\$58,734,301	\$21,461,926	\$1,724,572	\$35,547,803

MMIS adjustments: The bill includes \$19.0 million, including \$3.2 million General Fund, to address unanticipated costs associated with the development of the new Medicaid Management Information System (MMIS) initially approved during the supplemental. In total, the project modification adds \$31.1 million from FY 2014-15 through FY 2016-17, including \$4.4 million General Fund. Of the General Fund cost over the three years, approximately \$2.6 million is driven by the need to extend the current MMIS contract and another \$2.2 million is driven by an underestimate of the cost of commercial off-the-shelf software used for the Pharmacy Benefits Management System and the Business Intelligence and Data Management analytical tools. These General Fund costs are offset by some roll-forwards from previous years. For the rest of the work, the Department receives a 90 percent federal match and the General Fund share of costs is relatively small.

Annualize prior year legislation: The bill includes the following annualizations of prior year legislation:

Annualize prior year legislation					
	Total	General Fund	Cash Funds	Federal Funds	FTE
SB 13-200 Medicaid eligibility expansion	\$3,877,336	\$228,067	\$1,760,518	\$1,888,751	0
SB 14-180 Dental health seniors	2,967,800	2,967,800	0	0	0.2
SB 14-130 Personal care allowance nursing facility	1,619,993	793,623	(8)	826,378	0
HB 14-1357 In-home support services	893,956	437,949	0	456,007	0
HB 14-1213 Pharmacy benefit manager	189,164	9,838	0	179,326	0
HB 14-1211 Complex rehab	764	191	0	573	0
HB 14-1045 Breast & Cervical Cancer Prevention reauthorization	(3,621,882)	0	(1,254,454)	(2,367,428)	0
HB 08-1373 Breast & Cervical Cancer Fund	(834,968)	(287,793)	0	(547,175)	0
SB 14-144 Family medicine residency training in rural areas	(75,000)	0	0	(75,000)	0
HB 14-1317 Child care assistance	(44,529)	(21,813)	(391)	(22,325)	0
SB 14-012 Aid to the needy disabled	(4,697)	(2,301)	(41)	(2,355)	0
SB 14-014 Heat fuel grants	<u>(1,397)</u>	<u>(684)</u>	<u>(13)</u>	<u>(700)</u>	<u>0</u>
Total	\$4,966,540	\$4,124,877	\$505,611	\$336,052	0.2

The annualizations for S.B. 13-200 shown above are related to administrative costs. Costs for the expansion populations authorized by S.B. 13-200 are included in the Enrollment/utilization trends amounts.

Human Services programs: The bill includes \$3.3 million, including \$1.4 million General Fund, for programs administered by the Department of Human Services. See the narrative for the Department of Human Services for more detail.

Rural residency slots: The bill includes \$2.7 million, including \$1.4 million General Fund, for five additional family medicine residency placements in rural communities.

Centrally appropriated line items: The bill includes adjustments to centrally appropriated line items for the following: state contributions for health, life, and dental benefits; merit pay; salary survey; short-term disability; supplemental state contributions to the Public Employees' Retirement Association (PERA) pension fund; shift differential; vehicle lease payments; workers' compensation; legal services; administrative law judges; payment to risk management and property funds; Capitol complex leased space; payments to the Governor's Office of Information Technology (OIT); and CORE operations.

Customer service center: The bill provides \$2.0 million, including \$661,840 General Fund, for the Department to hire 25 additional staff (20.8 FTE in the first year) and pay the associated operating costs to address an increase in call volume experienced by the customer service center.

CBMS funding simplification: The bill includes \$1.3 million, including \$2.4 million General Fund, to align various sources of funding applicable to CBMS with the current cost allocation trends.

Personal health records: The bill includes \$772,570, including \$122,257 General Fund, to create a secure, centralized web portal through which Medicaid clients can access online health education materials, view their personal health records, and communicate securely with their providers.

Person-centered planning rules and Olmstead: The bill includes \$352,313, including \$138,657 General Fund, to annualize funding provided in FY 2014-15 to analyze new federal rules regarding person-centered planning for home and community based services and Colorado's response to the Olmstead decision.

Community First Choice planning: The bill provides \$314,041, including \$157,020 General Fund, and one new staff position (0.9 FTE in the first year) to manage the planning process and perform analysis related to the Community First Choice (CFC) option. The CFC is an option under the Affordable Care Act to include participant-directed waiver services in the Medicaid state plan. Adopting this option would make participant-directed services available to a broader population. It would also provide a six percentage point increase in the federal match for these services. The funding is intended to ensure that the General Assembly has the information necessary to decide whether to implement the CFC option, and in what form.

Audits – managed care and Primary Care Fund: The bill includes \$300,000, including \$150,000 General Fund, to audit the financial and encounter data submitted by managed care providers to ensure accuracy and consistency and to explore the use of medical loss ratios for managed care contracts, based on recommendations from the Government Accountability Office. Also included in the bill is a transfer from the Primary Care Fund to pay for audits necessary to distribute the grants appropriately.

IT stability and security: The bill includes \$267,129, including \$133,563 General Fund, to address stability and security issues with the DDDWeb application that is used for case management for clients with intellectual and developmental disabilities and the Business Utilization Services application that is used for case management of long term services and supports.

ACC reprocurement preparation: The bill provides \$250,000, including \$125,000 General Fund, for consulting services in preparation for the reprocurement of Regional Care Collaborative Organizations responsible for administering the Accountable Care Collaborative.

Comprehensive primary care: The bill includes \$84,952, including \$42,476 General Fund, for Medicaid's allocated share of the Comprehensive Primary Care initiative (CPCi) that connects payer information with health outcomes.

Predictive analytics FTE: The bill includes \$78,723, including \$7,873 General Fund, for one new staff position (0.9 FTE in the first year) to manage technology that identifies and prevents potentially fraudulent claims.

Transfers to other departments: The bill includes an increase of \$33,958 total funds for Medicaid appropriations transferred to other departments, including the Department of Public Health and Environment and the Department of Human Services.

FMAP change: The bill includes a reduction of General Fund and cash funds and an increase of federal Medicaid funds due to the increase in Colorado's Federal Medical Assistance Percentage (FMAP) rate on October 1, 2015. The average FMAP for state FY 2015-16 will 50.79 percent. Most of the General Fund difference is attributable to the Children's Basic Health Plan (CHP+) that receives a federal match rate derived from the FMAP. From October 1, 2015 through September 30, 2019 the federal match rate for CHP+ is scheduled to increase 23 percentage points, in addition to changing with the Medicaid FMAP, pursuant to the Affordable Care Act.

Medicaid Federal Medical Assistance Percentage (FMAP)					
State Fiscal Year	Ave. FMAP	FMAP by Quarter (of state fiscal year)			
		Q1	Q2	Q3	Q4
FY 12-13	50.00	50.00	50.00	50.00	50.00
FY 13-14	50.00	50.00	50.00	50.00	50.00
FY 14-15	50.76	50.00	51.01	51.01	51.01
FY 15-16	50.79	51.01	50.72	50.72	50.72

CHP+ Enhanced Federal Medical Assistance Percentage (eFMAP)					
State Fiscal Year	Ave. FMAP	eFMAP by Quarter (of state fiscal year)			
		Q1	Q2	Q3	Q4
FY 12-13	65.00	65.00	65.00	65.00	65.00
FY 13-14	65.00	65.00	65.00	65.00	65.00
FY 14-15	65.53	65.00	65.71	65.71	65.71
FY 15-16	82.80	65.71	88.50	88.50	88.50

Continuous eligibility financing: The bill includes a decrease of \$42.7 million, including \$21.0 million General Fund, for a change in the way continuous eligibility for children is financed. Previously, of the children eligible for Medicaid based on continuous eligibility, an estimated portion that would have been eligible based on Transitional Medicaid were financed with General Fund. The new policy finances all children eligible based on continuous eligibility with the Hospital Provider Fee, consistent with statute. This reduces the amount of Hospital Provider Fee available for booster payments, thereby reducing the federal funds.

Chronically acute long-stay clients: The bill includes a decrease \$28,000,000 to better reflect anticipated expenditures for an intergovernmental agreement with Denver Health to finance nursing services as an alternative to hospitalization for chronically acute long-stay patients.

Annualize prior year budget actions: The bill includes annualizations for the following prior year budget actions:

Annualizations of prior year budget actions					
	Total	General Fund	Cash Funds	Reappropriated Funds	Federal Funds
FY 14-15 R8 New IDD enrollments	\$16,226,241	\$7,857,035	(\$1,593,428)	\$0	\$9,962,634
FY 14-15 R11 Provider rate increase	7,222,552	2,399,275	90,097	0	4,733,180
FY 14-15 R5 Medicaid health information exchange	3,967,250	396,725	0	0	3,570,525
FY 14-15 Removal of five-year bar	3,339,276	505,750	0	0	2,833,526
FY 14-15 R7 SLS funding	3,122,439	1,561,220	0	0	1,561,219
FY 14-15 Full denture benefit	2,430,715	0	546,729	0	1,883,986
FY 14-15 BA11 Alignment of CHP+ oral health benefits to CHIPRA	1,178,100	(1,334,347)	599,171	0	1,913,276
FY 14-15 FQHC rate increases	660,159	198,819	10,424	0	450,916
FY 14-15 Raise cap on home modifications	253,846	125,000	0	0	128,846
FY 14-15 Family planning rates	165,207	26,063	0	0	139,144
FY 14-15 R9 Medicaid community living initiative	8,203	3,109	0	0	5,094
FY 14-15 Hospice rate increase	1,155	518	0	0	637
Prior year merit pay and salary survey	550	(14,785)	90	30,440	(15,195)
FY 14-15 End of CBMS Phase 2	(25,221,597)	(6,326,058)	(1,294,609)	0	(17,600,930)
FY 14-15 BA12 Enroll dual eligibles in ACC	(10,959,812)	140,692	0	0	(11,100,504)
FY 14-15 BA10 Dental provider incentives	(5,000,000)	(2,500,000)	0	0	(2,500,000)
FY 14-15 R12 Administrative contract reprocrements	(4,296,940)	(1,134,165)	(991,260)	0	(2,171,515)
FY 14-15 R6 Eligibility determination enhanced match	(2,536,068)	0	0	0	(2,536,068)
FY 14-15 S6 BA6 Leased space	(1,154,948)	(596,619)	19,145	0	(577,474)
FY 13-14 R5 MMIS reprourement	(1,033,939)	(92,349)	(18,798)	0	(922,792)
FY 14-15 R10 Primary care specialty collaboration	(711,484)	(270,277)	(6,707)	0	(434,500)
FY 14-15 Person-centered training and dual diagnosis cost analysis	(675,000)	0	(675,000)	0	0
FY 15-16 CLAG implementation	(496,575)	(248,288)	0	0	(248,287)
FY 15-16 S12/BA12 Leased space	(444,117)	(284,307)	62,247	0	(222,057)
FY 14-15 BA13 Disability determinations contract reprourement	(293,406)	(146,703)	0	0	(146,703)
FY 14-15 Correct technical error in SB 15-147	(203,752)	(101,876)	0	0	(101,876)
FY 12-13 BA8 MMIS adjustments	(200,000)	(17,863)	(3,636)	0	(178,501)
FY 12-13 R12 Hospital Provider Fee administration	(200,000)	0	(50,000)	0	(150,000)
FY 15-16 S15/BA15 PACAP contractor	(159,073)	(79,537)	0	0	(79,536)
FY 14-15 Rate setting study	(150,000)	(75,000)	0	0	(75,000)
FY 14-15 R15 LTSS for individuals with complex medical conditions	(125,000)	(62,500)	0	0	(62,500)
FY 14-15 OIT policies	(53,104)	(26,551)	0	0	(26,553)
FY 14-15 provider rate (IDD)	(47,342)	478,883	(1,000,000)	0	473,775
FY 14-15 BA13 Disability determinations contract reprourement	(28,584)	(14,292)	0	0	(14,292)
FY 14-15 Human Services	(23,850)	(11,925)	0	0	(11,925)
FY 15-16 S14/BA14 Medical identification card adjustment	<u>(6,473)</u>	<u>(348)</u>	<u>(2,887)</u>	<u>0</u>	<u>(3,238)</u>
Total	(\$15,445,371)	\$355,299	(\$4,308,422)	\$30,440	(\$11,522,688)

Marijuana tax revenue adjustment: For this department, S.B. 14-215 included General Fund appropriations for two programs for FY 2014-15 and then transferred marijuana tax revenues to the General Fund to offset the costs of these programs. Based on the Legislative Council revenue forecast for the marijuana industry for FY 2015-16, the bill eliminates appropriations totaling \$5,282,463 including: (1) an appropriation of \$4,363,807 (including \$2,000,000 General Fund and \$2,363,807 federal funds) for school-based prevention and early intervention services provided by behavioral health organizations; and (2) a \$918,656 General Fund appropriation for the School-based Substance Abuse Prevention and Intervention Grant Program.

Indirect cost adjustment: The bill includes a net decrease in the Department's indirect cost assessment.

Summary of Changes by Long Bill Division

Summary Table for Department of Health Care Policy and Financing						
	Total Funds	General Fund ¹	Cash Funds	Reappropriated Funds	Federal Funds	FTE
FY 2014-15 Appropriation	\$8,011,622,840	\$2,353,220,728	\$987,630,750	\$6,104,791	\$4,664,666,571	390.9
Long Bill supplemental	<u>(79,917,760)</u>	<u>(776,428)</u>	<u>(87,825,698)</u>	<u>0</u>	<u>8,684,366</u>	<u>0.0</u>
FY 2014-15 Adjusted Appropriation	\$7,931,705,080	\$2,352,444,300	\$899,805,052	\$6,104,791	\$4,673,350,937	390.9
<i>Changes from FY 2014-15 by Long Bill Division</i>						
Executive Director's Office	29,782,324	6,132,309	3,441,633	5,758	20,202,624	22.8
Medical Services Premiums	777,596,300	110,959,854	142,657,079	0	523,979,367	0.0
Behavioral Health Community Programs	87,595,048	10,573,327	4,628,369	0	72,393,352	0.0
Office of Community Living	50,534,754	25,528,378	(1,198,481)	0	26,204,857	0.0
Indigent Care Program	5,439,003	(8,056,242)	(24,400,899)	0	37,896,144	0.0
Other Medical Services	20,735,101	13,612,088	2,950,690	0	4,172,323	0.0
Department of Human Services Medicaid-Funded Programs	(31,339,463)	(6,214,350)	(3,132,478)	0	(21,992,635)	0.0
Total FY 2015-16 Long Bill Appropriation	\$8,872,048,147	\$2,504,979,664	\$1,024,750,965	\$6,110,549	\$5,336,206,969	413.7
\$ Change from prior year	\$940,343,067	\$152,535,364	\$124,945,913	\$5,758	\$662,856,032	22.8
% Change from prior year	11.9%	6.5%	13.9%	0.1%	14.2%	5.8%

¹ Includes General Fund Exempt. Includes amounts that are exempt from the statutory limit on state General Fund appropriations pursuant to section 24-75-201.1 (1) (a) (III) (A), C.R.S. See Appendix D for more information.

Appropriation Detail by Long Bill Division

Executive Director's Office: This division contains the majority of administrative funding for the Department, including the Department's personnel, operation of the Medicaid Management Information System, utilization reviews, provider audits, eligibility determinations, and customer services.

Executive Director's Office						
	Total Funds	General Fund	Cash Funds	Reappropriated Funds	Federal Funds	FTE
FY 2014-15 Appropriation	\$236,074,508	\$54,316,222	\$26,062,567	\$3,613,069	\$152,082,650	360.4
Long Bill supplemental	<u>661,575</u>	<u>248,288</u>	<u>165,000</u>	<u>0</u>	<u>248,287</u>	<u>0.0</u>
FY 2014-15 Adjusted Appropriation	\$236,736,083	\$54,564,510	\$26,227,567	\$3,613,069	\$152,330,937	360.4
<i>Changes from FY 2014-15 Appropriation</i>						
MMIS adjustments	18,996,593	3,169,969	934,236	0	14,892,388	0.0
CBMS funding simplification	11,065,769	3,905,878	1,712,893	(151,059)	5,598,057	0.0
Annualize prior year legislation	3,043,647	233,548	1,290,728	0	1,519,371	0.2
Centrally appropriated line items	2,676,412	981,566	(231,641)	139,466	1,787,021	0.0
Customer service center	2,042,250	661,840	359,286	0	1,021,124	20.8
Personal health records	772,570	122,257	0	0	650,313	0.0
Person-centered planning rules and Olmstead	352,313	138,657	37,500	0	176,156	0.0
Audits-managed care and primary care fund	350,000	150,000	50,000	0	150,000	0.0
Community First Choice planning	314,041	157,020	0	0	157,021	0.9
IT stability and security	267,129	133,563	0	0	133,566	0.0
ACC repurchase preparation	250,000	125,000	0	0	125,000	0.0
Consumer direction for supported living services	100,000	25,000	0	0	75,000	0.0
Comprehensive primary care	84,952	42,476	0	0	42,476	0.0
Predictive analytics FTE	78,723	7,873	0	0	70,850	0.9
Transfers to other departments	33,958	424,743	(110,000)	0	(280,785)	0.0
FMAP change	0	0	0	(978)	978	0.0
Annualize prior year budget actions	(10,568,421)	(4,124,693)	(624,708)	30,440	(5,849,460)	0.0
Marijuana tax revenue adjustment	(50,000)	(50,000)	0	0	0	0.0
Indirect cost adjustment	(27,612)	27,612	23,339	(12,111)	(66,452)	0.0
Total FY 2015-16 Long Bill Appropriation	\$266,518,407	\$60,696,819	\$29,669,200	\$3,618,827	\$172,533,561	383.2
\$ Change from prior year	\$29,782,324	\$6,132,309	\$3,441,633	\$5,758	\$20,202,624	22.8
% Change from prior year	12.6%	11.2%	13.1%	0.2%	13.3%	6.3%

Medical Services Premiums: This division provides the health care funding for an estimated 1,289,493 Medicaid clients in FY 2015-16. Medical services provided include acute care services (*i.e.* physician visits, prescription drugs, hospitalization) and long-term care services (*i.e.* nursing home care and community-based services).

Medical Services Premiums						
	Total Funds	General Fund ¹	Cash Funds	Reappropriated Funds	Federal Funds	FTE
FY 2014-15 Appropriation	\$5,866,409,550	\$1,692,495,876	\$648,230,968	\$0	\$3,525,682,706	0.0
Long Bill supplemental	<u>(60,925,199)</u>	<u>11,338,074</u>	<u>(91,903,528)</u>	<u>0</u>	<u>19,640,255</u>	<u>0.0</u>
FY 2014-15 Adjusted Appropriation	\$5,805,484,351	\$1,703,833,950	\$556,327,440	\$0	\$3,545,322,961	0.0
Changes from FY 2014-15 Appropriation						
Enrollment/utilization trends						
Medical Services Premiums - services	490,270,926	92,338,953	7,971,326	0	389,960,647	0.0
Medical Services Premiums – booster payments / financing	<u>290,785,123</u>	<u>9,409,493</u>	<u>150,996,434</u>	<u>0</u>	<u>130,379,196</u>	<u>0.0</u>
<i>Subtotal - Enrollment/utilization trends</i>	<i>781,056,049</i>	<i>101,748,446</i>	<i>158,967,760</i>	<i>0</i>	<i>520,339,843</i>	<i>0.0</i>
Eligibility/benefit changes						
Consumer direction for supported living services	(1,233,531)	(607,021)	0	0	(626,510)	0.0
Lifetime cap on home modifications	<u>711,238</u>	<u>350,000</u>	<u>0</u>	<u>0</u>	<u>361,238</u>	<u>0.0</u>
<i>Subtotal - Eligibility/benefit changes</i>	<i>(522,293)</i>	<i>(257,021)</i>	<i>0</i>	<i>0</i>	<i>(265,272)</i>	<i>0.0</i>
Provider rate changes						
Community provider rate	13,965,105	4,521,553	189,909	0	9,253,643	0.0
Targeted rate increases	<u>58,316,398</u>	<u>21,256,630</u>	<u>1,724,572</u>	<u>0</u>	<u>35,335,196</u>	<u>0.0</u>
<i>Subtotal - Provider rate changes</i>	<i>72,281,503</i>	<i>25,778,183</i>	<i>1,914,481</i>	<i>0</i>	<i>44,588,839</i>	<i>0.0</i>
Continuous eligibility financing	(42,715,698)	(17,619,753)	(3,400,642)	0	(21,695,303)	0.0
Chronically acute long-stay clients	(28,000,000)	0	(14,000,000)	0	(14,000,000)	0.0
Annualize prior year budget actions	(2,593,987)	1,439,805	640,543	0	(4,674,335)	0.0
Annualize prior year legislation	(1,909,274)	928,235	(1,231,801)	0	(1,605,708)	0.0
FMAP change	0	(1,058,041)	(233,262)	0	1,291,303	0.0
Total FY 2015-16 Long Bill Appropriation	\$6,583,080,651	\$1,814,793,804	\$698,984,519	\$0	\$4,069,302,328	0.0
\$ Change from prior year	\$777,596,300	\$110,959,854	\$142,657,079	\$0	\$523,979,367	0.0
% Change from prior year	13.4%	6.5%	25.6%	n/a	14.8%	n/a

¹ Includes amounts that are exempt from the statutory limit on state General Fund appropriations pursuant to section 24-75-201.1 (1) (a) (III) (A), C.R.S. See Appendix D for more information.

The largest change for Medical Services Premiums is an adjustment for enrollment and utilization trends based on the February 2015 forecast by the Department of Health Care Policy and Financing of expenditures under current eligibility and benefit policies. The total funds increase is primarily attributable to the eligibility expansions authorized in S.B. 13-200 and changes in booster payments financed from the Hospital Provider Fee. The General Fund increase is the result of enrollment growth. The tables beginning on the next page show the projected year over year changes in enrollment, expenditures, and per capita costs by detailed enrollment category. The bullets below highlight key factors contributing to the projected enrollment growth for populations with a significant effect on the expected General Fund expenditures.

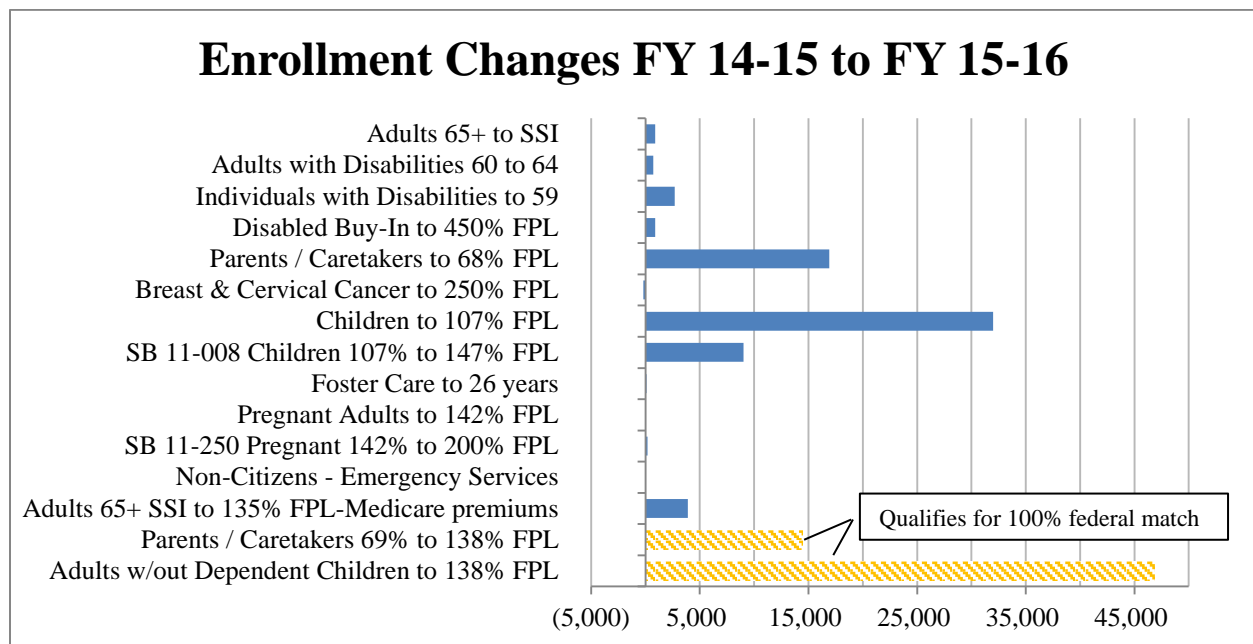
- Children – The Department attributes the strong projected enrollment growth to two factors. First, the Department believes there is increased enrollment among people previously eligible but not enrolled (ENBE). The Department describes this as a "welcome mat" effect due to national attention on the ACA implementation and the individual mandate. Second, continuous eligibility for children locks clients into Medicaid eligibility for 12 months, even if their income changes. This was implemented March 2014 in conjunction with S.B. 13-200. Not only does Medicaid caseload have a lagged response to improvements in the economy, but as Medicaid clients experience these improvements, children will stay enrolled until they reach 12 months. This slows the rate at which clients leave Medicaid, which puts upward pressure on caseload.
- Parents/Caretakers to 68% FPL – Similar to children, the Department believes the "welcome mat" effect associated with the ACA implementation is contributing to strong enrollment growth. While there is no continuous eligibility for adults, there is Transitional Medicaid that allows qualifying adults to stay on Medicaid for up to 12 months following an increase in income. Not only does Medicaid caseload have a lagged response to improvements in the economy, but as Medicaid clients experience these improvements, parents/caretakers who qualify for Transitional Medicaid can stay enrolled until they reach 12 months. This slows the rate at which clients leave Medicaid.
- Individuals with Disabilities to 59 – According to the American Community Survey, the proportion of Colorado's population that is reported as having a disability is growing. In 2009, 9.4% of Colorado's population reported having a disability. By 2013, 10.1% of Colorado's population reported having a disability. The enrollment trends have been fairly steady, but small changes in enrollment drive significant changes in expenditures, due to the high base per capita costs for these clients.
- Adults 65+ to SSI – Colorado's population is aging, putting upward pressure on enrollment in this category. Although the rate of growth has been fairly steady, small changes in enrollment drive significant changes in expenditures, due to the high base per capita costs for these clients.

Enrollment				
Category	FY 14-15	FY 15-16	Difference	Percent
Adults 65+ to SSI	42,087	42,971	884	2.1%
Adults with Disabilities 60 to 64	10,581	11,307	726	6.9%
Individuals with Disabilities to 59	66,821	69,501	2,680	4.0%
Disabled Buy-In to 450% FPL	3,425	4,327	902	26.3%
Parents / Caretakers to 68% FPL	163,685	180,612	16,927	10.3%
Breast & Cervical Cancer to 250% FPL	379	179	(200)	(52.8%)
Children to 107% FPL	448,326	480,322	31,996	7.1%
SB 11-008 Children 107% to 147% FPL	47,107	56,118	9,011	19.1%
Foster Care to 26 years	20,129	20,237	108	0.5%
Pregnant Adults to 142% FPL	14,883	14,862	(21)	(0.1%)
SB 11-250 Pregnant 142% to 200% FPL	1,751	1,923	172	9.8%
Non-Citizens - Emergency Services	2,573	2,551	(22)	(0.9%)
Adults 65+ SSI to 135% FPL-Medicare premiums	<u>28,124</u>	<u>32,033</u>	<u>3,909</u>	13.9%
Subtotal	849,871	916,943	67,072	7.9%
<u>ACA "Newly Eligible"</u>				
Parents / Caretakers 69% to 138% FPL	70,900	85,311	14,411	20.3%
Adults w/out Dependent Children to 138% FPL	<u>240,362</u>	<u>287,239</u>	<u>46,877</u>	<u>19.5%</u>
Subtotal	311,262	372,550	61,288	19.7%
TOTAL	1,161,133	1,289,493	128,360	11.1%

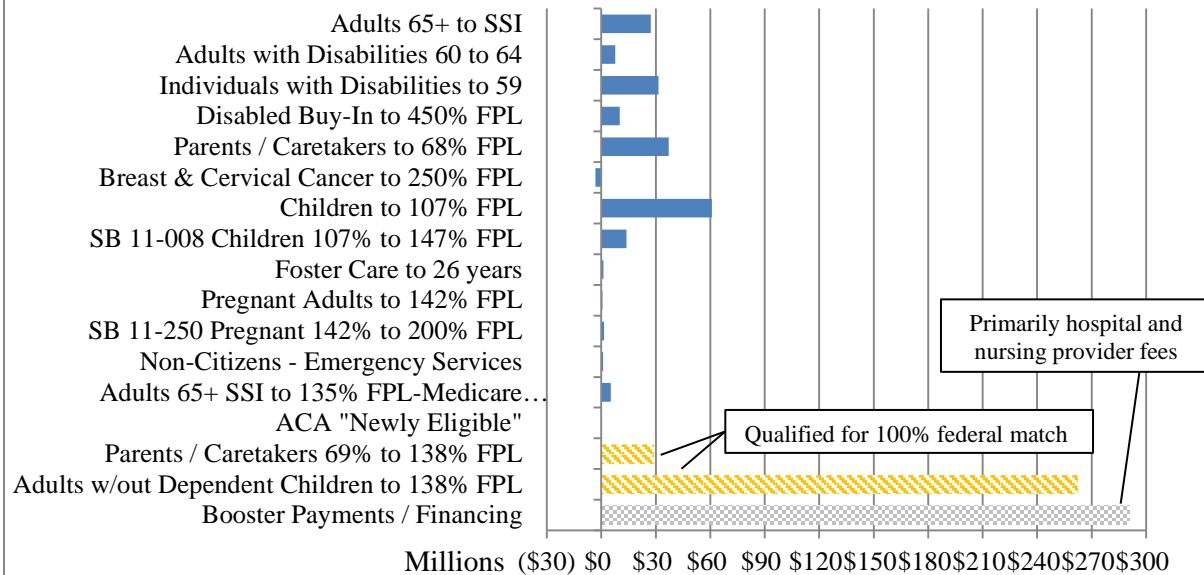
Expenditures				
Category	FY 14-15	FY 15-16	Difference	Percent
Adults 65+ to SSI	\$965,072,783	\$992,245,289	\$27,172,506	2.8%
Adults with Disabilities 60 to 64	189,137,331	196,828,204	7,690,873	4.1%
Individuals with Disabilities to 59	1,032,439,469	1,063,910,216	31,470,747	3.0%
Disabled Buy-In to 450% FPL	33,970,150	44,058,607	10,088,457	29.7%
Parents / Caretakers to 68% FPL	483,937,147	520,995,541	37,058,394	7.7%
Breast & Cervical Cancer to 250% FPL	6,083,145	2,875,930	(3,207,215)	(52.7%)
Children to 107% FPL	782,651,898	843,598,502	60,946,604	7.8%
SB 11-008 Children 107% to 147% FPL	71,341,980	85,123,040	13,781,060	19.3%
Foster Care to 26 years	82,415,074	83,653,569	1,238,495	1.5%
Pregnant Adults to 142% FPL	147,666,078	148,231,695	565,617	0.4%
SB 11-250 Pregnant 142% to 200% FPL	15,296,638	16,873,759	1,577,121	10.3%
Non-Citizens - Emergency Services	42,883,621	43,928,964	1,045,343	2.4%
Adults 65+ SSI to 135% FPL-Medicare premiums	<u>33,942,733</u>	<u>39,085,411</u>	<u>5,142,678</u>	<u>15.2%</u>
Subtotal	\$3,886,838,047	\$4,081,408,727	\$194,570,680	5.0%
<u>ACA "Newly Eligible"</u>				
Parents / Caretakers 69% to 138% FPL	165,304,640	194,024,374	28,719,734	17.4%
Adults w/out Dependent Children to 138% FPL	1,026,921,227	1,289,398,478	262,477,251	25.6%
Subtotal	\$1,192,225,867	\$1,483,422,852	\$291,196,985	24.4%
Medical Services Subtotal	\$5,079,063,914	\$5,564,831,579	\$485,767,665	9.6%
Booster Payments / Financing	726,420,437	1,017,205,560	290,785,123	40.0%
TOTAL	\$5,805,484,351	\$6,582,037,139	\$776,552,788	13.4%

Per Capita Expenditures				
Category	FY 14-15	FY 15-16	Difference	Percent
Adults 65+ to SSI	\$22,930.42	\$23,091.04	\$160.62	0.7%
Adults with Disabilities 60 to 64	\$17,875.18	\$17,407.64	(\$467.54)	(2.6%)
Individuals with Disabilities to 59	\$15,450.82	\$15,307.84	(\$142.98)	(0.9%)
Disabled Buy-In to 450% FPL	\$9,918.29	\$10,182.25	\$263.96	2.7%
Parents / Caretakers to 68% FPL	\$2,956.51	\$2,884.61	(\$71.90)	(2.4%)
Breast & Cervical Cancer to 250% FPL	\$16,050.51	\$16,066.65	\$16.14	0.1%
Children to 107% FPL	\$1,745.72	\$1,756.32	\$10.60	0.6%
SB 11-008 Children 107% to 147% FPL	\$1,514.47	\$1,516.86	\$2.39	0.2%
Foster Care to 26 years	\$4,094.35	\$4,133.69	\$39.34	1.0%
Pregnant Adults to 142% FPL	\$9,921.80	\$9,973.87	\$52.07	0.5%
SB 11-250 Pregnant 142% to 200% FPL	\$8,735.94	\$8,774.71	\$38.77	0.4%
Non-Citizens - Emergency Services	\$16,666.78	\$17,220.29	\$553.51	3.3%
Adults 65+ SSI to 135% FPL-Medicare premiums	\$1,206.90	\$1,220.16	\$13.26	1.1%
<u>ACA "Newly Eligible"</u>				
Parents / Caretakers 69% to 138% FPL	\$2,331.52	\$2,274.32	(\$57.20)	(2.5%)
Adults w/out Dependent Children to 138% FPL	\$4,272.39	\$4,488.94	\$216.55	5.1%
TOTAL (without booster payments/financing)	\$4,374.23	\$4,315.52	(\$58.71)	(1.3%)

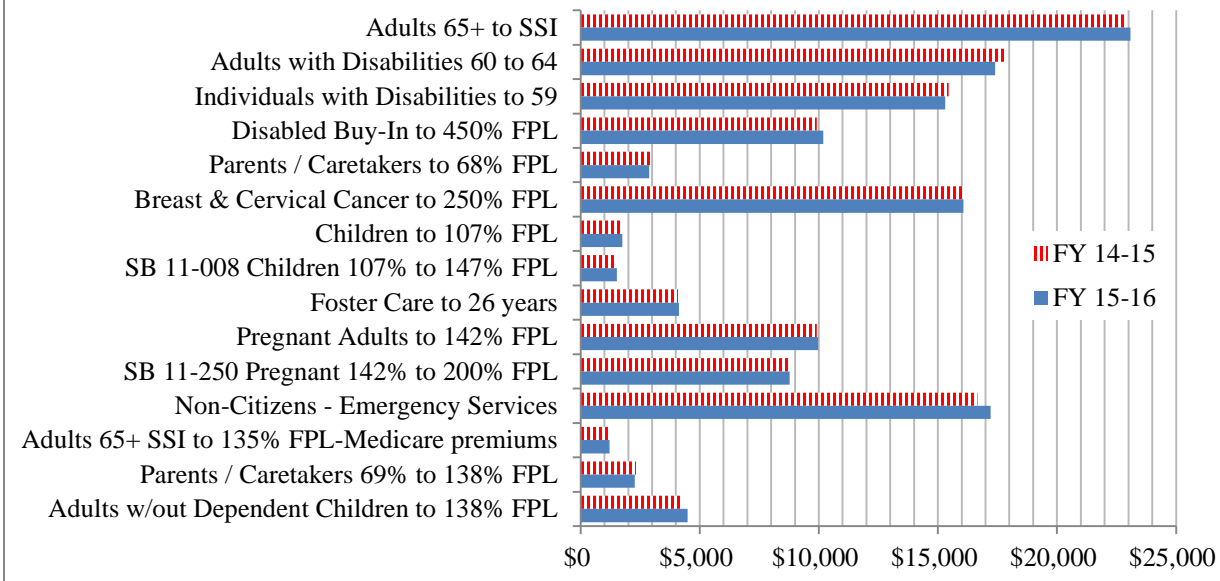
Below is a series of graphs that present the same information that was contained in the previous tables, but in a pictorial format to highlight the year over year changes in enrollment, expenditures, and per capita expenditures.



Expenditure Changes FY 14-15 to FY 15-16

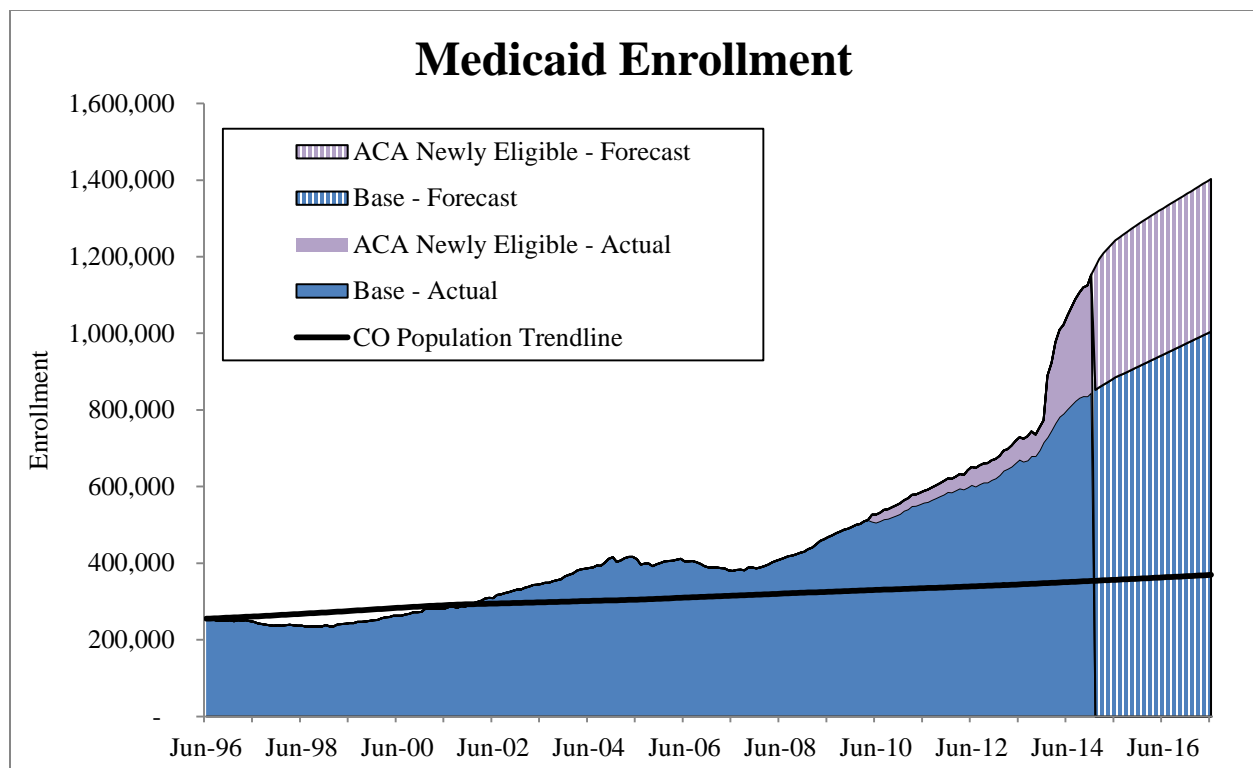


Per Capita Expenditures

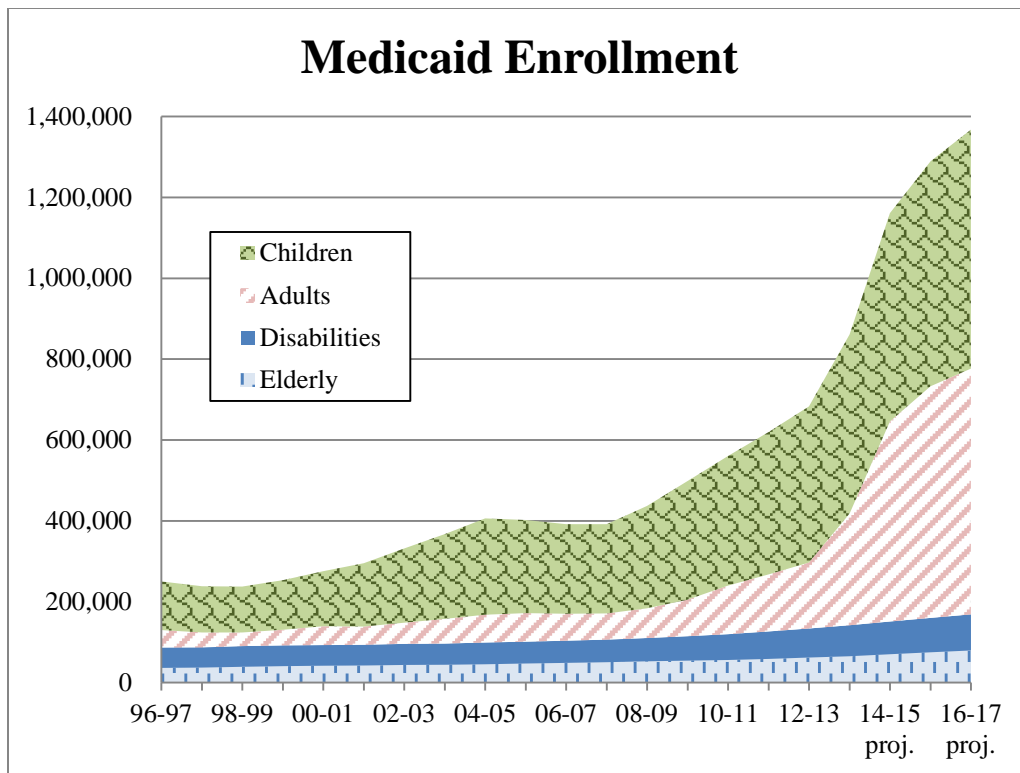


Rather than focusing on the year over year changes, the next several graphs focus on long-term trends and aggregate the data at a higher level.

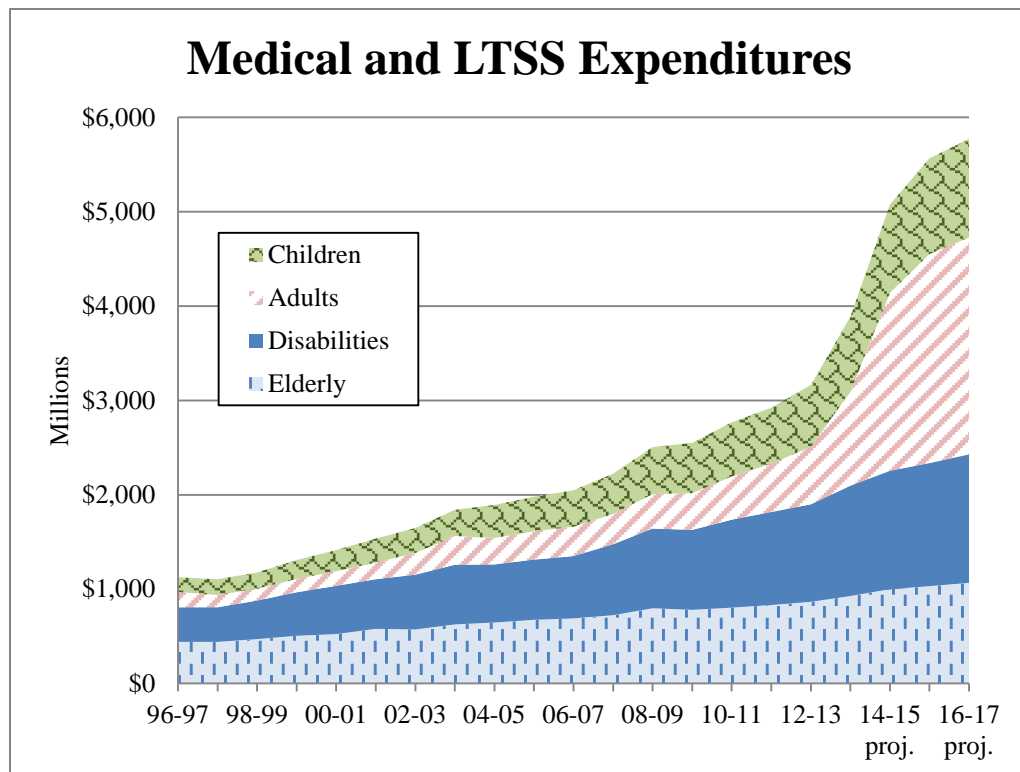
The graph below summarizes projected changes in Medicaid enrollment, highlighting the population that is defined as "newly eligible" pursuant to the ACA and therefore eligible for a 100 percent federal match. The "CO Population Trendline" shows the projected trajectory of enrollment if Medicaid had grown at the same rate as Colorado's population since June 1996. Medicaid currently covers an estimated 20 percent of Colorado's population and HCPF is projecting that it will cover almost 25 percent by the end of FY 2016-17.



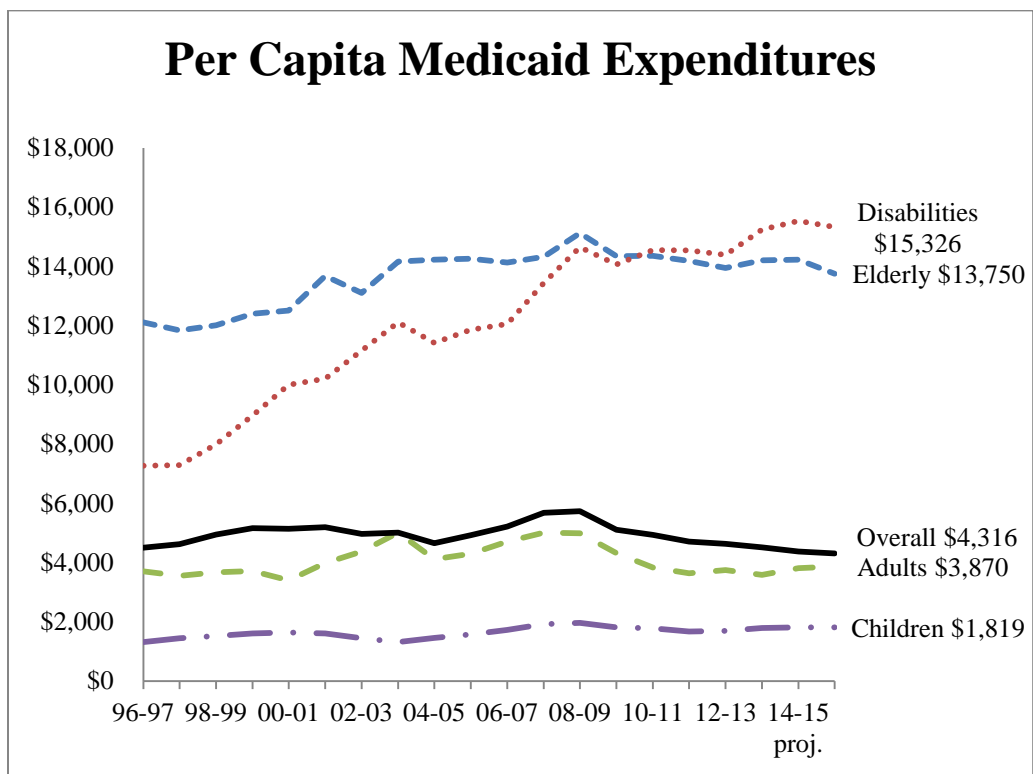
The next graph breaks the Medicaid enrollment into broad categories of children, adults, people with disabilities, and the elderly. Historically, most of the variability in enrollment trends is among children and adults. These populations are more sensitive to changes in the economy. The recent growth is primarily due to the Medicaid expansion authorized in S.B. 13-200. In addition to new eligibility criteria, there has been increased enrollment from among people previously eligible but not enrolled (ENBE). The Department describes this as a "welcome mat" effect due to national attention on the ACA implementation and the individual mandate.



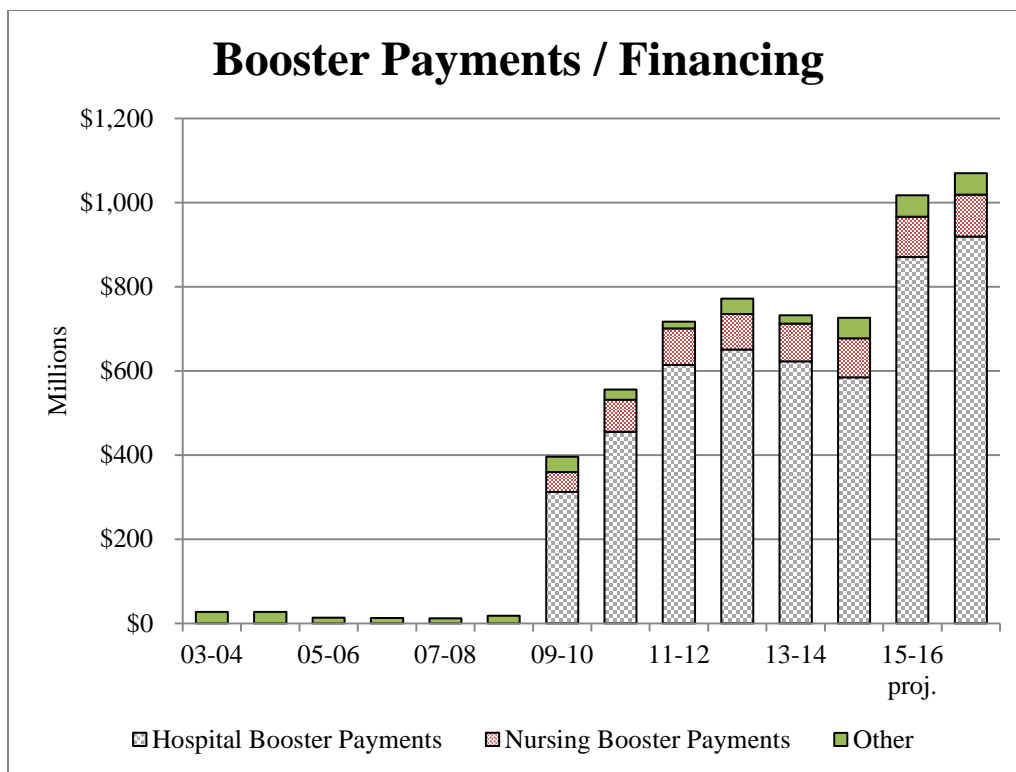
The next graph shows trends in expenditures for medical services and long-term services and supports for the same four broad eligibility categories. For FY 2015-16, the elderly and disabled represent 12 percent of the projected enrollment, but 42 percent of the projected expenditures.



The next graph provides projected changes in per capita expenditures by enrollment category, not including booster payments/financing.



The table below summarizes the trends in booster payments/financing. Although this expenditure category includes some miscellaneous other financing mechanisms, it is primarily composed of booster payments to hospitals and nursing facilities that are financed with provider fees.



Most of the variability in this expenditure category is being driven by the hospital booster payments. According to the Department, the decrease in expenditures from FY 2012-13 to FY 2013-14, and then again to FY 2014-15, is attributable to two main factors. First, the Department is making audit adjustments for prior-year overpayments relative to the federal allowable limits on booster payments. These audit adjustments reduce both expenditures and the Hospital Provider Fee revenue collected. Second, the Hospital Provider Fee plan for FY 2013-14 intentionally paid less than the maximum allowable under the federal limits. The Department and hospitals negotiated the payments to be less than the federal limits based on increased scrutiny from the Centers for Medicare and Medicaid Services and an attempt to prevent the need for future audit adjustments. In FY 2015-16 expenditures are expected to increase dramatically due to the Medicaid expansion increasing the federal limits on booster payments. Some of the growth projected in FY 2015-16 should be occurring in FY 2014-15, but the Department is currently operating under an outdated Hospital Provider Fee plan that doesn't account for the Medicaid expansion, due to delays in CMS approval. The Department does not anticipate the new model taking effect until FY 2015-16.

Behavioral Health Community Programs: This Division provides for mental health and substance use disorder care through the purchase of services from five regional behavioral health organizations (BHOs), which manage behavioral health services for eligible Medicaid recipients in a capitated, risk-based model. This division also provides funding for Medicaid fee-for-service payments for behavioral health services provided to clients who are not enrolled in a BHO and for the provision of behavioral health services that are not covered by the BHO contract. Appropriations for FY 2014-15 reflect funding for a projected 1,130,436 Medicaid clients eligible for behavioral health services.

Behavioral Health Community Programs						
	Total Funds	General Fund	Cash Funds	Reappropriated Funds	Federal Funds	FTE
FY 2014-15 Appropriation	\$554,518,875	\$182,782,705	\$4,189,309	\$0	\$367,546,861	0.0
Long Bill supplemental	<u>12,026,027</u>	<u>(2,469,097)</u>	<u>293,754</u>	<u>0</u>	<u>14,201,370</u>	<u>0.0</u>
FY 2014-15 Adjusted Appropriation	\$566,544,902	\$180,313,608	\$4,483,063	\$0	\$381,748,231	0.0
<i>Changes from FY 2014-15 Appropriation</i>						
Behavioral health programs	92,715,806	18,692,358	1,251,435	0	72,772,013	0.0
Community provider rate	140,586	33,899	1,676	0	105,011	0.0
Annualize prior year budget actions	36,499	14,933	0	0	21,566	0.0
Continuous eligibility financing	0	(3,400,642)	3,400,642	0	0	0.0
FMAP change	0	(1,898,565)	(2,731)	0	1,901,296	0.0
Marijuana tax revenue adjustment	(5,232,463)	(2,868,656)	0	0	(2,363,807)	0.0
Annualize prior year legislation	(65,380)	0	(22,653)	0	(42,727)	0.0
Total FY 2015-16 Long Bill Appropriation	\$654,139,950	\$190,886,935	\$9,111,432	\$0	\$454,141,583	0.0
\$ Change from prior year	\$87,595,048	\$10,573,327	\$4,628,369	\$0	\$72,393,352	0.0
% Change from prior year	15.5%	5.9%	103.2%	n/a	19.0%	n/a

The largest change for this section is an adjustment based on the Department's February 2015 forecast of Medicaid enrollment and expenditures under current eligibility and benefit policies. The total funds increase is primarily attributable to the eligibility expansions authorized in S.B. 13-200. The changes to individual funding sources reflect the state matching requirements associated with various eligibility categories.

The enrollment changes that are described in detail above for the Medical Services Premiums section also apply to services that are funded in this section, with two exceptions. Two Medicaid populations that are eligible for certain medical benefits are not eligible for behavioral health services: (1) non-citizens; and (2) adults who are eligible for both Medicaid and Medicare but for whom the Medicaid benefit is limited to payment of Medicare premiums and co-insurance payments. The changes in expenditures per capita reflect projected changes in the "per-member-per-month" rates paid to each behavioral health organization (BHO) for each Medicaid eligibility category. These rates are adjusted annually based on client utilization and BHO expenditures.

The three tables below show the projected year over year changes in Medicaid enrollment, payments made to BHOs through the capitation program, and expenditures per capita by enrollment category.

Enrollment				
Category	FY 14-15	FY 15-16	Difference	Percent
Children to 147% FPL	495,433	536,440	41,007	8.3%
Parents / Caretakers to 138% FPL; and Pregnant Adults to 200% FPL	251,219	282,708	31,489	12.5%
Adults w/out Dependent Children to 138% FPL	240,362	287,239	46,877	19.5%
Adults with Disabilities to 64	80,827	85,135	4,308	5.3%
Adults age 65+ (up to SSI)	42,087	42,971	884	2.1%
Foster Care to 26 years	20,129	20,237	108	0.5%
Breast & Cervical Cancer to 250% FPL	379	179	(200)	-52.8%
TOTAL	1,130,436	1,254,909	124,473	11.0%

Capitation Payments to Behavioral Health Organizations (BHOs)				
Category	FY 14-15	FY 15-16	Difference	Percent
Children to 147% FPL	\$112,428,298	\$126,732,162	\$14,303,864	12.7%
Parents / Caretakers to 138% FPL; and Pregnant Adults to 200% FPL	75,815,247	95,548,001	19,732,754	26.0%
Adults w/out Dependent Children to 138% FPL	165,830,645	208,653,660	42,823,015	25.8%
Adults with Disabilities to 64	141,562,724	154,610,515	13,047,791	9.2%
Adults age 65+ (up to SSI)	6,969,616	7,277,158	307,542	4.4%
Foster Care to 26 years	51,437,491	53,264,149	1,826,658	3.6%
Breast & Cervical Cancer to 250% FPL	77,673	60,207	(17,466)	-22.5%
Date of death retractions	(462,511)	(416,261)	46,250	-10.0%
TOTAL	\$553,659,183	\$645,729,591	\$92,070,408	16.6%

Average Annual BHO Payment Per Capita				
Category	FY 14-15	FY 15-16	Difference	Percent
Children to 147% FPL	\$227	\$236	\$9	4.1%
Parents / Caretakers to 138% FPL; and Pregnant Adults to 200% FPL	302	338	36	12.0%
Adults w/out Dependent Children to 138% FPL	690	726	36	5.3%
Adults with Disabilities to 64	1,751	1,816	65	3.7%
Adults age 65+ (up to SSI)	166	169	4	2.3%
Foster Care to 26 years	2,555	2,632	77	3.0%
Breast & Cervical Cancer to 250% FPL	205	336	131	64.1%
TOTAL	\$490	\$515	\$25	5.1%

Office of Community Living: The Office houses the Division for Intellectual and Developmental Disabilities and is responsible for the following functions related to the provision of services by community based providers to individuals with intellectual and developmental disabilities:

- Administration of three Medicaid waivers for individuals with developmental disabilities;
- Establishment of service reimbursement rates;

- Ensuring compliance with federal Centers for Medicare and Medicaid rules and regulations;
- Communication and coordination with Community Center Boards regarding waiver policies, rate changes, and waiting list information reporting; and
- Administration of the Family Support Services Program.

Office of Community Living						
	Total Funds	General Fund	Cash Funds	Reappropriated Funds	Federal Funds	FTE
FY 2014-15 Appropriation	\$476,003,496	\$225,482,978	\$35,345,673	\$0	\$215,174,845	30.5
Long Bill supplemental	<u>(7,162,433)</u>	<u>(1,144,159)</u>	<u>(1,236,158)</u>	<u>0</u>	<u>(4,782,116)</u>	<u>0.0</u>
FY 2014-15 Adjusted Appropriation	\$468,841,063	\$224,338,819	\$34,109,515	\$0	\$210,392,729	30.5
<i>Changes from FY 2014-15 Appropriation</i>						
Annualize prior year budget actions	20,552,812	10,860,521	(3,268,428)	0	12,960,719	0.0
Office of Community Living	18,967,057	8,417,480	1,546,987	0	9,002,590	0.0
Community provider rate	8,461,129	4,056,459	522,960	0	3,881,710	0.0
Consumer direction for supported living services	2,387,292	1,174,786	0	0	1,212,506	0.0
Targeted rate increases	166,464	81,917	0	0	84,547	0.0
FMAP change	0	937,215	0	0	(937,215)	0.0
Total FY 2015-16 Long Bill Appropriation	\$519,375,817	\$249,867,197	\$32,911,034	\$0	\$236,597,586	30.5
\$ Change from prior year	\$50,534,754	\$25,528,378	(\$1,198,481)	\$0	\$26,204,857	0.0
% Change from prior year	10.8%	11.4%	(3.5%)	n/a	12.5%	0.0%

The tables below summarize the projected year over year changes in enrollment and average per enrollment cost by waiver.

Intellectual and Developmental Disabilities Maximum Waiver Enrollment				
Waiver	FY 14-15	FY 15-16	Difference	Percent
Adult Comprehensive	4,970	5,065	95	1.9%
Adult Supported Living Services - Medicaid	5,408	5,561	153	2.8%
Adult Supported Living Services - General Fund	692	692	0	0.0%
Children's Extensive Support Services	1,251	1,300	49	3.9%

Average Per Enrollment Cost				
Waiver	FY 14-15	FY 15-16	Difference	Percent
Adult Comprehensive	66,812	74,386	7,574	11.3%
Adult Supported Living Services - Medicaid	14,557	15,717	1,160	8.0%
Adult Supported Living Services - General Fund	14,557	15,717	1,160	8.0%
Children's Extensive Support Services	18,804	19,192	388	2.1%
Case Management	3,126	3,109	(17)	(0.6%)

Indigent Care Program: This division contains funding for the following programs:

Indigent Care Program -- This program provides partial reimbursement to participating hospitals and clinics that serve uninsured or under-insured clients. To be eligible for this program, clients must have income or assets equal to or lower than 250 percent of the federal poverty level (FPL) and may not qualify for assistance through the Medicaid program.

Children's Basic Health Plan -- This program provides health insurance to otherwise uninsured children from families at or below 250 percent of the federal poverty guidelines. The program also provides health insurance to eligible adult women between 185 percent and 250 percent of the federal poverty guidelines.

Indigent Care Program						
	Total Funds	General Fund¹	Cash Funds	Reappropriated Funds	Federal Funds	FTE
FY 2014-15 Appropriation	\$547,159,508	\$27,176,682	\$231,427,565	\$0	\$288,555,261	0.0
Long Bill supplemental	<u>(22,766,851)</u>	<u>(6,961,976)</u>	<u>4,855,234</u>	<u>0</u>	<u>(20,660,109)</u>	<u>0.0</u>
FY 2014-15 Adjusted Appropriation	\$524,392,657	\$20,214,706	\$236,282,799	\$0	\$267,895,152	0.0
<i>Changes from FY 2014-15 Appropriation</i>						
Children's Basic Health Plan	2,394,019	11,763,217	(15,796,089)	0	6,426,891	0.0
Annualize prior year budget actions	2,191,625	(1,564,057)	214,718	0	3,540,964	0.0
Annualize prior year legislation	903,359	9,838	344,242	0	549,279	0.0
Audits-managed care and primary care fund	(50,000)	0	(50,000)	0	0	0.0
FMAP change	0	(18,265,240)	(9,113,770)	0	27,379,010	0.0
Total FY 2015-16 Long Bill Appropriation	\$529,831,660	\$12,158,464	\$211,881,900	\$0	\$305,791,296	0.0
\$ Change from prior year	\$5,439,003	(\$8,056,242)	(\$24,400,899)	\$0	\$37,896,144	0.0
% Change from prior year	1.0%	(39.9%)	(10.3%)	n/a	14.1%	n/a

¹ Includes General Fund Exempt. See Appendix D for more information.

Other Medical Services: This division contains the funding for:

- The state's obligation under the Medicare Modernization Act for prescription drug benefits;
- The Old Age Pension State-Only Medical Program;
- Health training programs, including the Commission on Family Medicine and the University Teaching Hospitals; and
- Public School Health Services.

Other Medical Services						
	Total Funds	General Fund	Cash Funds	Reappropriated Funds	Federal Funds	FTE
FY 2014-15 Appropriation	\$191,757,575	\$113,696,636	\$37,301,423	\$2,491,722	\$38,267,794	0.0
Long Bill supplemental	<u>(1,824,237)</u>	<u>(1,824,237)</u>	<u>0</u>	<u>0</u>	<u>0</u>	<u>0.0</u>
FY 2014-15 Adjusted Appropriation	\$189,933,338	\$111,872,399	\$37,301,423	\$2,491,722	\$38,267,794	0.0
<i>Changes from FY 2014-15 Appropriation</i>						
Medicare Modernization Act	8,867,899	9,297,324	0	0	(429,425)	0.0
Public school health services	6,110,799	0	2,786,520	0	3,324,279	0.0
Annualize prior year legislation	3,013,058	2,962,510	125,548	0	(75,000)	0.0
Rural residency slots	2,743,345	1,350,000	0	0	1,393,345	0.0
CBMS funding simplification	0	0	0	0	0	0.0
FMAP change	0	2,254	38,622	0	(40,876)	0.0
Total FY 2015-16 Long Bill Appropriation	\$210,668,439	\$125,484,487	\$40,252,113	\$2,491,722	\$42,440,117	0.0
\$ Change from prior year	\$20,735,101	\$13,612,088	\$2,950,690	\$0	\$4,172,323	0.0
% Change from prior year	10.9%	12.2%	7.9%	0.0%	10.9%	n/a

Department of Human Services Medicaid-Funded Programs: This division contains funding that is reappropriated to the Department of Human Services for Medicaid funded programs. See the Department of Human Services section for additional information.

Department of Human Services Medicaid-Funded Programs						
	Total Funds	General Fund	Cash Funds	Reappropriated Funds	Federal Funds	FTE
FY 2014-15 Appropriation	\$139,699,328	\$57,269,629	\$5,073,245	\$0	\$77,356,454	0.0
Long Bill supplemental	<u>73,358</u>	<u>36,679</u>	<u>0</u>	<u>0</u>	<u>36,679</u>	<u>0.0</u>
FY 2014-15 Adjusted Appropriation	\$139,772,686	\$57,306,308	\$5,073,245	\$0	\$77,393,133	0.0
<i>Changes from FY 2014-15 Appropriation</i>						
Human Services programs	3,271,079	1,447,683	0	0	1,823,396	0.0
Targeted rate increases	251,439	123,379	0	0	128,060	0.0
FMAP change	0	(38,178)	0	0	38,178	0.0
Annualize prior year budget actions	(25,063,899)	(6,271,210)	(1,270,547)	0	(17,522,142)	0.0
CBMS funding simplification	(9,779,212)	(1,466,770)	(1,861,478)	0	(6,450,964)	0.0
Annualize prior year legislation	(18,870)	(9,254)	(453)	0	(9,163)	0.0
Total FY 2015-16 Long Bill Appropriation	\$108,433,223	\$51,091,958	\$1,940,767	\$0	\$55,400,498	0.0
\$ Change from prior year	(\$31,339,463)	(\$6,214,350)	(\$3,132,478)	\$0	(\$21,992,635)	0.0
% Change from prior year	(22.4%)	(10.8%)	(61.7%)	n/a	(28.4%)	n/a

Department of Higher Education

Department Description: This department is responsible for higher education and vocational training programs in the state. The Colorado Commission on Higher Education (CCHE) serves as the central policy and coordinating board for the Department. Financial aid programs also fall under the purview of CCHE.

Department of Higher Education						
	Total Funds	General Fund ¹	Cash Funds	Reappropriated Funds	Federal Funds	FTE
FY 2014-15 Appropriation	\$3,442,873,905	\$762,082,525	\$2,023,953,938	\$634,406,378	\$22,431,064	23,455.2
Long Bill supplemental	<u>24,702,343</u>	<u>0</u>	<u>24,702,343</u>	<u>0</u>	<u>0</u>	<u>0.0</u>
FY 2014-15 Adjusted Appropriation	\$3,467,576,248	\$762,082,525	\$2,048,656,281	\$634,406,378	\$22,431,064	23,455.2
<i>Changes from FY 2014-15 Appropriation</i>						
Increase for public colleges and universities	130,613,033	66,572,842	0	64,040,191	0	0.0
Tuition and fee adjustments	96,189,900	0	96,189,900	0	0	0.0
Move lease purchase payments to operating budget	17,411,772	7,204,931	10,206,841	0	0	0.0
Increase need based financial aid	15,223,943	15,223,943	0	0	0	0.0
Colorado Opportunity Scholarship Initiative	4,000,000	4,000,000	0	0	0	0.0
Colorado First/Existing Industry Job Training	1,774,978	0	0	1,774,978	0	0.0
Fort Lewis Native American Tuition Waiver	1,315,637	1,315,637	0	0	0	0.0
Centrally appropriated line items	930,774	167,226	611,724	32,239	119,585	0.0
Auraria Higher Education Center adjustment	579,000	0	0	579,000	0	0.0
Alzheimer's disease center	500,000	250,000	0	250,000	0	0.0
Gaming cities Historical Fund revenue	500,000	0	500,000	0	0	0.0
Career and technical education	452,860	0	0	452,860	0	0.0
Department data and research personnel	190,268	164,000	0	26,268	0	0.0
Geologic Hazard Mitigation FTE	105,494	105,494	0	0	0	1.0
Public colleges gaming revenue adjustment	75,233	0	75,233	0	0	0.0
Purchase Tableau software	40,000	40,000	0	0	0	0.0
Indirect cost and fund source adjustments	0	293,171	54,499	(347,670)	0	0.0
FTE adjustment	0	0	0	0	0	400.0
History Colorado reorganization	0	0	0	0	0	0.0
Break-out line items	0	0	0	0	0	0.0
General Fund Exempt adjustment	0	0	0	0	0	0.0
History Colorado budget reductions	(4,520,510)	0	(4,520,510)	0	0	0.0
Tobacco Master Settlement revenue adjustment	(847,125)	0	(847,125)	0	0	0.0
Annualize prior year actions	(319,915)	(547,966)	(70,660)	302,491	(3,780)	0.0
Federal funds adjustment	(52,318)	0	0	0	(52,318)	0.0
Total FY 2015-16 Long Bill Appropriation	\$3,731,739,272	\$856,871,803	\$2,150,856,183	\$701,516,735	\$22,494,551	23,856.2
\$ Change from prior year	\$264,163,024	\$94,789,278	\$102,199,902	\$67,110,357	\$63,487	401.0

Department of Higher Education						
	Total Funds	General Fund ¹	Cash Funds	Reappropriated Funds	Federal Funds	FTE
% Change from prior year	7.6%	12.4%	5.0%	10.6%	0.3%	1.7%

¹ Includes General Fund Exempt. See Appendix D for more information.

Description of Incremental Changes

Long Bill supplemental: The bill adjusts higher education tuition and fee revenue estimates and includes an adjustment to the portion of General Fund designated as General Fund Exempt.

Increase for public colleges and universities: The bill includes an increase of \$66.6 million General Fund (11.0 percent) for public institutions of higher education allocated through the new funding model authorized pursuant to H.B. 14-1319. All state governing boards receive increases of at least 10.0 percent, and some receive more. The bill restores state funding for the governing boards to about \$34 million short of the FY 2008-09 peak of \$706 million. The chart below shows the allocation of the funding by governing board.

Department of Higher Education General Fund Appropriations Increases by Governing Board FY 2014-15 to FY 2015-16				
Governing Boards/Institutions	FY 2014-15	FY 2015-16	Amount Change	Percentage Change
Adams State University	\$12,837,288	\$14,121,017	\$1,283,729	10.0%
Colorado Mesa University	22,027,251	24,465,356	2,438,105	11.1%
Metropolitan State University	43,681,193	50,153,399	6,472,206	14.8%
Western State Colorado University	10,585,447	11,643,992	1,058,545	10.0%
Colorado State University System	121,978,483	134,660,184	12,681,701	10.4%
Ft. Lewis College	10,594,604	11,822,422	1,227,818	11.6%
University of Colorado System*	167,097,810	184,365,667	17,267,857	10.3%
Colorado School of Mines	18,669,456	20,547,328	1,877,872	10.1%
University of Northern Colorado	37,357,027	41,092,729	3,735,702	10.0%
Community College System	137,465,925	153,462,581	15,996,656	11.6%
Colorado Mountain College	6,435,286	7,143,039	707,753	11.0%
Aims Community College	7,609,305	8,446,176	836,871	11.0%
Area Vocational Schools	8,983,694	9,971,721	988,027	11.0%
Subtotal - Governing Boards/Institutions*	\$605,322,769	\$671,895,611	\$66,572,842	11.0%

*FY 2015-16 excludes increase for Alzheimer's Research Center, which is reflected separately below.

Of the total allocations to the governing boards, \$294,582,047 is for student stipends for an estimated 130,925 student FTE attending state higher education institutions. The stipend rate (\$2,250 per student FTE) and estimated number of students is the same as the figures used in the FY 2014-15 appropriations. The balance of the funding is for fee-for-service contracts with state institutions, including \$116,133,797 for specialty education programs, including the medical school at the University of Colorado, the veterinary school and agricultural extension programs at Colorado State University, and grants allocated to local district junior colleges (Aims and Colorado Mountain College) and the area vocational schools.

Tuition and fee adjustments: The bill incorporates projected tuition and fee revenue for each institution, based on the Legislative Council Staff projection (for tuition) and institutional projections (for fee revenue). The table below summarizes the actual, estimated, and projected tuition and fee growth by institution. Consistent with the provisions of S.B. 14-001, undergraduate resident tuition increases are capped at 6.0 percent for FY 2014-15 and FY 2015-16. Tuition and fee revenue is shown for informational purposes only for FY 2014-15 and FY 2015-16.

Department of Higher Education Tuition and Fee Increases by Governing Board FY 2014-15 to FY 2015-16				
Governing Boards/Institutions	FY 2014-15	FY 2015-16	Amount Change	Percentage Change
Adams State University	\$23,535,869	\$25,154,850	\$1,618,981	6.9%
Colorado Mesa University	55,336,694	59,046,777	3,710,083	6.7%
Metropolitan State University	110,465,887	115,132,310	4,666,423	4.2%
Western State Colorado University	18,758,792	20,130,291	1,371,499	7.3%
Colorado State University System	374,852,131	395,430,996	20,578,865	5.5%
Ft. Lewis College	39,957,973	41,587,403	1,629,430	4.1%
University of Colorado System	901,973,703	951,421,217	49,447,514	5.5%
Colorado School of Mines	115,590,498	122,489,777	6,899,279	6.0%
University of Northern Colorado	85,485,172	87,700,778	2,215,606	2.6%
Community College System	<u>267,283,087</u>	<u>271,335,307</u>	<u>4,052,220</u>	1.5%
Subtotal - Governing Boards/Institutions	\$1,993,239,806	\$2,089,429,707	\$96,189,900	4.8%

Move lease purchase payments to operating budget: The bill moves lease purchase payment (certificates of participation) amounts that were previously appropriated in the capital construction section of the Long Bill into the operating budget.

Increase need based financial aid: The bill includes an increase of \$15.2 million to comply with Section 23-3.3-103, C.R.S., which requires increases in annual appropriations for student financial assistance at least consistent with increases for the governing boards.

Colorado Opportunity Scholarship Initiative: The bill includes an increase of \$4.0 million (and total funding of \$5.0 million) for the Colorado Opportunity Scholarship Initiative Fund (COSI) so that this initiative continues to provide grants at the same level as in FY 2014-15. The grants are for programs that assist students who might not otherwise pursue or be successful in college. The JBC is not recommending an increase at the level requested by the Executive (\$30.0 million) pending further evidence that the program is able to successfully attract private scholarship funds. House Bill 14-1384, which created COSI, specified the General Assembly's intent that state matching funds be used to stimulate private donations for scholarships.

Colorado First/Existing Industry Job Training: The bill includes an increase of \$1.8 million reappropriated funds for the Colorado First/Existing Industry Job Training program from funds transferred from the Governor's Office.

Fort Lewis Native American Tuition Waiver: The bill includes an increase of \$1.3 million General Fund for the Fort Lewis College Native American tuition waiver. This increase is mandated by Section 23-52-105 (1) (b) (I), C.R.S., which requires the General Assembly to fund 100 percent of the tuition obligations for qualifying Native American students attending Fort Lewis College.

Centrally appropriated line items: The bill includes adjustments to centrally appropriated line items for the following: state contributions for health, life, and dental benefits; short-term disability; supplemental state contributions to the Public Employees Retirement Association (PERA) pension fund; salary survey; merit pay; workers compensation; administrative law judges; payment to risk management and property funds; payments to OIT; CORE operations and leased space. Centrally appropriated line items in this department support the operations of the Colorado Commission on Higher Education, Department of Higher Education central offices, the Colorado Geological Survey at the Colorado School of Mines, and History Colorado but do not fund the higher education institutions.

Auraria Higher Education Center adjustment: The bill increases spending authority for the Auraria Higher Education Center (AHEC) for moneys received for operating costs from the three institutions that share the AHEC campus: the University of Colorado at Denver, Metropolitan State University of Denver, and the Community College of Denver.

Alzheimer's disease center: The bill includes an increase of \$250,000 General Fund for the new Alzheimer's disease center at the University of Colorado Health Sciences Center.

Gaming cities Historical Fund revenue: The bill includes an increase of \$500,000 for current projections of limited gaming revenues distributed to gaming cities for historic preservation consistent with constitutional requirements.

Career and technical education: The bill increases funding for career and technical education based on moneys transferred from the Department of Education.

Department data and research personnel: The bill adds funds to ensure consistent support for the Department's data and research unit.

Geologic Hazard Mitigation FTE: The bill adds \$105,494 and 1.0 FTE for geologic hazard mapping at the Colorado Geological Survey.

Public colleges gaming revenue adjustment: The bill adjusts amounts shown for informational purposes based on the FY 2013-14 actual gaming revenue received by two-year institutions from gaming revenue authorized pursuant to 2008 amendment 50 to the state constitution.

Purchase Tableau software: The bill adds \$40,000 General Fund to enable the Department to purchase the Tableau software used to operate the funding allocation model pursuant to H.B. 14-1319. This is a one-time amount that will annualize to \$6,000 in future years.

Indirect cost and fund source adjustments: The bill includes a decrease in reappropriated funds, offset by an increase in General Fund and cash funds.

FTE adjustment: The bill adjusts employee FTE shown in the Long Bill for each governing board to reflect the most recent estimates available (estimates for FY 2014-15), reflecting a net increase of 400.0 FTE. FTE figures are shown for informational purposes only.

History Colorado reorganization: The bill includes a reorganization of the History Colorado section of the Long Bill. This change has no net fiscal impact.

Break-out line items: The bill includes adjustments to break-out fee-for-service appropriations provided for specialty education programs and to separate line items for Colorado Mountain College and Aims Community College to align the appropriation structure with the requirements of Sections 23-18-303 and 304, C.R.S.

General Fund Exempt adjustment: The bill reduces General Fund appropriations by \$135,129,147 and increases General Fund Exempt appropriations by the same amount

History Colorado budget reductions: The bill reduces spending authority for limited gaming funds deposited to the State Historical Fund pursuant to Constitutional allocations, as well as amounts shown for informational purposes from the same source. There is insufficient revenue to support the current level of appropriations. The reductions include \$695,408 from line items that support the operation of History Colorado museums and facilities, including cuts of 11.5 percent from this fund source in most operating line items. The bill also includes a reduction of \$3,825,102 for State Historical Fund statewide preservation grants to better reflect funds anticipated to be available for new grants in FY 2015-16. Amounts for grants (unlike museum and administrative costs) are continuously appropriated and shown for informational purposes only.

Tobacco Master Settlement revenue adjustment: The bill includes a reduction based on the Legislative Council FY 2015-16 Tobacco Master Settlement revenue projection.

Annualize prior year actions: The bill includes a number of changes to the out year impact of funding decisions made through the FY 2014-15 Long Bill and new legislation including:

- Annualize one-time administrative funding in H.B. 14-1319 (Outcomes-based Funding for HED; reduce \$498,820 total funds, including a reduction of \$804,989 General Fund offset by an increase of \$306,169 reappropriated funds);
- Annualize funding for S.B. 14-175 (Prosecution Fellowship Program; add \$356,496 General Fund);
- Annualize FY 2014-15 salary survey and merit pay (reduce \$31,315 total funds);
- Annualize one-time supplemental adjustments for the CORE accounting system, payments to the Governor's Office of Information Technology, and administrative law judge services (reduce \$131,276 total funds, including \$99,473 General Fund); and
- Annualize FY 2014-15 funding for the Cumbres and Toltec Railroad (reduce \$15,000 cash funds).

Federal funds adjustment: The bill adjusts federal amounts shown for informational purposes.

Summary of Changes by Long Bill Division

Summary Table for Department of Higher Education						
	Total Funds	General Fund ¹	Cash Funds	Reappropriated Funds	Federal Funds	FTE
FY 2014-15 Appropriation	\$3,442,873,905	\$762,082,525	\$2,023,953,938	\$634,406,378	\$22,431,064	23,455.2
Long Bill supplemental	<u>24,702,343</u>	<u>0</u>	<u>24,702,343</u>	<u>0</u>	<u>0</u>	<u>0.0</u>
FY 2014-15 Adjusted Appropriation	\$3,467,576,248	\$762,082,525	\$2,048,656,281	\$634,406,378	\$22,431,064	23,455.2
<i>Changes from FY 2014-15 by Long Bill Division</i>						
Department Administrative Office	432,287	(117,689)	394,202	126,213	29,561	0.0
Colorado Commission on Higher Education	14,553,251	7,199,369	7,121,591	232,291	0	1.0
Colorado Commission on Higher Education Financial Aid	20,539,580	20,884,756	0	(345,176)	0	0.0
College Opportunity Fund Program	64,290,191	64,290,191	0	0	0	0.0
Governing Boards	159,696,064	0	95,405,873	64,290,191	0	389.8
Local District Junior College Grants Pursuant to Section 23-71-301, C.R.S.	1,556,759	1,544,624	12,135	0	0	0.0
Division of Occupational Education	3,215,865	988,027	0	2,227,838	0	0.0
Auraria Higher Education Center	579,000	0	0	579,000	0	10.2
History Colorado	(699,973)	0	(733,899)	0	33,926	(0.0)
Total FY 2015-16 Long Bill Appropriation	\$3,731,739,272	\$856,871,803	\$2,150,856,183	\$701,516,735	\$22,494,551	23,856.2
\$ Change from prior year	\$264,163,024	\$94,789,278	\$102,199,902	\$67,110,357	\$63,487	401.0
% Change from prior year	7.6%	12.4%	5.0%	10.6%	0.3%	1.7%

¹ Includes General Fund Exempt. See Appendix D for more information.

Appropriation Detail by Long Bill Division

Department Administrative Office: This office includes funding for centrally appropriated items for the Colorado Commission on Higher Education, the Division of Private Occupational Schools, and the Historical Society. These centrally appropriated items include salary survey, risk management, leased space, health benefits, and other miscellaneous expenses. These expenses are not appropriated centrally for the other divisions within the Department.

Department Administrative Office						
	Total Funds	General Fund	Cash Funds	Reappropriated Funds	Federal Funds	FTE
FY 2014-15 Appropriation	\$4,078,664	\$117,689	\$2,380,014	\$954,944	\$626,017	0.0
<i>Changes from FY 2014-15 Appropriation</i>						
Centrally appropriated line items	930,774	167,226	611,724	32,239	119,585	0.0
Department data and research personnel	26,268	0	0	26,268	0	0.0

Department Administrative Office						
	Total Funds	General Fund	Cash Funds	Reappropriated Funds	Federal Funds	FTE
Indirect cost and fund source adjustments	0	(167,226)	36,453	130,773	0	0.0
Annualize prior year actions	(524,755)	(117,689)	(253,975)	(63,067)	(90,024)	0.0
Total FY 2015-16 Long Bill Appropriation	\$4,510,951	\$0	\$2,774,216	\$1,081,157	\$655,578	0.0
\$ Change from prior year	\$432,287	(\$117,689)	\$394,202	\$126,213	\$29,561	0.0
% Change from prior year	10.6%	(100.0%)	16.6%	13.2%	4.7%	n/a

Colorado Commission on Higher Education: This division includes funding for the Commission's staff, the Division of Private Occupational Schools, and special purpose initiatives of the Department. The sources of cash funds include indirect cost recoveries and fees paid to the Division of Private Occupational Schools. The sources of reappropriated funds include indirect cost recoveries.

Colorado Commission on Higher Education						
	Total Funds	General Fund	Cash Funds	Reappropriated Funds	Federal Funds	FTE
FY 2014-15 Appropriation	\$14,587,037	\$1,092,770	\$5,300,758	\$2,902,964	\$5,290,545	91.3
<i>Changes from FY 2014-15 Appropriation</i>						
Move lease purchase payments to operating budget	14,289,937	7,204,931	7,085,006	0	0	0.0
Department data and research personnel	164,000	164,000	0	0	0	0.0
Geologic Hazard Mitigation FTE	105,494	105,494	0	0	0	1.0
Purchase Tableau software	40,000	40,000	0	0	0	0.0
Annualize prior year actions	6,138	(430,277)	18,539	365,558	52,318	0.0
Indirect cost and fund source adjustments	0	115,221	18,046	(133,267)	0	0.0
Federal funds adjustment	(52,318)	0	0	0	(52,318)	0.0
Total FY 2015-16 Long Bill Appropriation	\$29,140,288	\$8,292,139	\$12,422,349	\$3,135,255	\$5,290,545	92.3
\$ Change from prior year	\$14,553,251	\$7,199,369	\$7,121,591	\$232,291	\$0	1.0
% Change from prior year	99.8%	658.8%	134.4%	8.0%	0.0%	1.1%

Colorado Commission on Higher Education Financial Aid: This division includes the state funded financial aid programs administered by CCHE.

Colorado Commission on Higher Education Financial Aid						
	Total Funds	General Fund ¹	Cash Funds	Reappropriated Funds	Federal Funds	FTE
FY 2014-15 Appropriation	\$153,093,098	\$152,747,922	\$0	\$345,176	\$0	0.0
Long Bill supplemental	<u>0</u>	<u>0</u>	<u>0</u>	<u>0</u>	<u>0</u>	<u>0.0</u>
FY 2014-15 Adjusted Appropriation	\$153,093,098	\$152,747,922	\$0	\$345,176	\$0	0.0
<i>Changes from FY 2014-15 Appropriation</i>						
Increase need based financial aid	15,223,943	15,223,943	0	0	0	0.0
Colorado Opportunity Scholarship Initiative	4,000,000	4,000,000	0	0	0	0.0
Fort Lewis Native American Tuition Waiver	1,315,637	1,315,637	0	0	0	0.0
Indirect cost and fund source adjustments	0	345,176	0	(345,176)	0	0.0
General Fund Exempt adjustment	0	0	0	0	0	0.0
Total FY 2015-16 Long Bill Appropriation	\$173,632,678	\$173,632,678	\$0	\$0	\$0	0.0
\$ Change from prior year	\$20,539,580	\$20,884,756	\$0	(\$345,176)	\$0	0.0
% Change from prior year	13.4%	13.7%	n/a	(100.0%)	n/a	n/a

¹ Includes General Fund Exempt. See Appendix D for more information.

College Opportunity Fund Program: This section includes General Fund for student stipend payments for students attending state-operated higher education institutions and students attending private institutions, and for fee-for-service contracts between CCHE and the institutions.

College Opportunity Fund Program						
	Total Funds	General Fund ¹	Cash Funds	Reappropriated Funds	Federal Funds	FTE
FY 2014-15 Appropriation	\$583,800,859	\$583,800,859	\$0	\$0	\$0	0.0
Long Bill supplemental	<u>0</u>	<u>0</u>	<u>0</u>	<u>0</u>	<u>0</u>	<u>0.0</u>
FY 2014-15 Adjusted Appropriation	\$583,800,859	\$583,800,859	\$0	\$0	\$0	0.0
<i>Changes from FY 2014-15 Appropriation</i>						
Increase for public colleges and universities	64,040,191	64,040,191	0	0	0	0.0
Alzheimer's disease center	250,000	250,000	0	0	0	0.0
Break-out line items	0	0	0	0	0	0.0
General Fund Exempt adjustment	0	0	0	0	0	0.0
Total FY 2015-16 Long Bill Appropriation	\$648,091,050	\$648,091,050	\$0	\$0	\$0	0.0
\$ Change from prior year	\$64,290,191	\$64,290,191	\$0	\$0	\$0	0.0
% Change from prior year	11.0%	11.0%	n/a	n/a	n/a	n/a

¹ Includes General Fund Exempt. See Appendix D for more information.

Governing Boards: This division includes cash funds spending authority for tuition, academic and academic facility fees, and tobacco revenues. It also includes reappropriated funds spending authority for the state-operated higher education institutions from student stipend payments, fee-for-service contracts, and appropriated grants.

Governing Boards						
	Total Funds	General Fund	Cash Funds	Reappropriated Funds	Federal Funds	FTE
FY 2014-15 Appropriation	\$2,569,990,867	\$0	\$1,987,696,383	\$582,294,484	\$0	23,022.7
Long Bill supplemental	<u>24,702,343</u>	<u>0</u>	<u>24,702,343</u>	<u>0</u>	<u>0</u>	<u>0.0</u>
FY 2014-15 Adjusted Appropriation	\$2,594,693,210	\$0	\$2,012,398,726	\$582,294,484	\$0	23,022.7
<i>Changes from FY 2014-15 Appropriation</i>						
Tuition and fee adjustments	96,189,900	0	96,189,900	0	0	0.0
Increase for public colleges and universities	64,040,191	0	0	64,040,191	0	0.0
Alzheimer's disease center	250,000	0	0	250,000	0	0.0
Public colleges gaming revenue adjustment	63,098	0	63,098	0	0	0.0
FTE adjustment	0	0	0	0	0	389.8
Break-out line items	0	0	0	0	0	0.0
Tobacco Master Settlement revenue adjustment	(847,125)	0	(847,125)	0	0	0.0
Total FY 2015-16 Long Bill Appropriation	\$2,754,389,274	\$0	\$2,107,804,599	\$646,584,675	\$0	23,412.5
\$ Change from prior year	\$159,696,064	\$0	\$95,405,873	\$64,290,191	\$0	389.8
% Change from prior year	6.2%	n/a	4.7%	11.0%	n/a	1.7%

Local District Junior College Grants: This section subsidizes the operations of the state's two local district junior colleges: Aims Community College and Colorado Mountain College. Institutions that are set up as local district junior colleges have special property tax districts that also support their operations and governing boards that are independent from the rest of the community college system. Students from the special property tax districts pay discounted tuition rates.

Local District Junior College Grants Pursuant to Section 23-71-301, C.R.S.						
	Total Funds	General Fund¹	Cash Funds	Reappropriated Funds	Federal Funds	FTE
FY 2014-15 Appropriation	\$14,693,860	\$14,044,591	\$649,269	\$0	\$0	0.0
<i>Changes from FY 2014-15 Appropriation</i>						
Increase for public colleges and universities	1,544,624	1,544,624	0	0	0	0.0
Public colleges gaming revenue adjustment	12,135	0	12,135	0	0	0.0
Break-out line items	0	0	0	0	0	0.0

Local District Junior College Grants Pursuant to Section 23-71-301, C.R.S.						
	Total Funds	General Fund ¹	Cash Funds	Reappropriated Funds	Federal Funds	FTE
Total FY 2015-16 Long Bill Appropriation	\$16,250,619	\$15,589,215	\$661,404	\$0	\$0	0.0
\$ Change from prior year	\$1,556,759	\$1,544,624	\$12,135	\$0	\$0	0.0
% Change from prior year	10.6%	11.0%	1.9%	n/a	n/a	n/a

¹ Includes General Fund Exempt. See Appendix D for more information.

Division of Occupational Education: This division supervises and administers the occupational education programs of the state and approves the allocation and distribution of state and federal vocational education funds to the community colleges, local district junior colleges, area vocational schools, secondary school districts, and any other appropriate state and local educational agencies or institutions. This division also coordinates resources available for the promotion of job development, job training, and job retraining in the state.

Division of Occupational Education						
	Total Funds	General Fund ¹	Cash Funds	Reappropriated Funds	Federal Funds	FTE
FY 2014-15 Appropriation	\$53,166,482	\$8,983,694	\$0	\$28,608,810	\$15,573,978	32.0
<i>Changes from FY 2014-15 Appropriation</i>						
Colorado First/Existing Industry Job Training	1,774,978	0	0	1,774,978	0	0.0
Increase for public colleges and universities	988,027	988,027	0	0	0	0.0
Career and technical education	452,860	0	0	452,860	0	0.0
Indirect cost and fund source adjustments	0	0	0	0	0	0.0
Total FY 2015-16 Long Bill Appropriation	\$56,382,347	\$9,971,721	\$0	\$30,836,648	\$15,573,978	32.0
\$ Change from prior year	\$3,215,865	\$988,027	\$0	\$2,227,838	\$0	0.0
% Change from prior year	6.0%	11.0%	n/a	7.8%	0.0%	0.0%

¹ Includes General Fund Exempt. See Appendix D for more information.

Auraria Higher Education Center: Established by statute in 1974, the Auraria Higher Education Center (AHEC) is governed by a Board of Directors who oversee the centralized operations of the campus located in Denver. AHEC houses and provides common services to the Community College of Denver, Metropolitan State College of Denver, and the University of Colorado at Denver and Health Sciences Center.

Auraria Higher Education Center						
	Total Funds	General Fund	Cash Funds	Reappropriated Funds	Federal Funds	FTE
FY 2014-15 Appropriation	\$19,300,000	\$0	\$0	\$19,300,000	\$0	177.8
<i>Changes from FY 2014-15 Appropriation</i>						
Auraria Higher Education Center adjustment	579,000	0	0	579,000	0	0.0
FTE adjustment	0	0	0	0	0	10.2
Total FY 2015-16 Long Bill Appropriation	\$19,879,000	\$0	\$0	\$19,879,000	\$0	188.0
\$ Change from prior year	\$579,000	\$0	\$0	\$579,000	\$0	10.2
% Change from prior year	3.0%	n/a	n/a	3.0%	n/a	5.7%

History Colorado: History Colorado, formerly the State Historical Society, founded in 1879, is an educational institution of the State and acts as trustee for the State in collecting, preserving, exhibiting and interpreting collections and properties of state historical significance. History Colorado maintains museums and historical sites throughout Colorado and provides assistance to local and regional historical societies and museums. It also distributes gaming revenue to gaming cities and through a state-wide grant program for historic preservation.

History Colorado						
	Total Funds	General Fund	Cash Funds	Reappropriated Funds	Federal Funds	FTE
FY 2014-15 Appropriation	\$30,163,038	\$1,295,000	\$27,927,514	\$0	\$940,524	131.4
<i>Changes from FY 2014-15 Appropriation</i>						
Move lease purchase payments to operating budget	3,121,835	0	3,121,835	0	0	0.0
Gaming cities Historical Fund revenue	500,000	0	500,000	0	0	0.0
Annualize prior year actions	198,702	0	164,776	0	33,926	0.0
History Colorado reorganization	0	0	0	0	0	0.0
History Colorado budget reductions	(4,520,510)	0	(4,520,510)	0	0	0.0
Total FY 2015-16 Long Bill Appropriation	\$29,463,065	\$1,295,000	\$27,193,615	\$0	\$974,450	131.4
\$ Change from prior year	(\$699,973)	\$0	(\$733,899)	\$0	\$33,926	(0.0)
% Change from prior year	(2.3%)	0.0%	(2.6%)	n/a	3.6%	(0.0%)

Department of Human Services

Department Description: The Department of Human Services is charged with the administration and supervision of all non-medical public assistance and welfare activities of the State, including assistance payments, food assistance, child welfare services, rehabilitation programs, alcohol and drug treatment programs, and programs for the aging. The Department is also responsible for inspecting and licensing child care facilities and for the care and treatment of the state's dependent citizens who are mentally ill, developmentally disabled, or juvenile offenders. The Department operates two mental health institutes, three regional centers for people with developmental disabilities, and ten institutions for delinquent youth. The Department supervises counties, which administer child welfare services for abused and neglected children and many public assistance programs. The Department also provides funding for community-based services for indigent mentally ill people and people with developmental disabilities and contracts for the supervision and treatment of delinquent juveniles.

Department of Human Services						
	Total Funds	General Fund	Cash Funds	Reappropriated Funds	Federal Funds	FTE
FY 2014-15 Appropriation	\$1,883,863,009	\$789,319,651	\$346,379,985	\$128,339,086	\$619,824,287	4,937.4
Long Bill supplemental	<u>729,233</u>	<u>729,233</u>	<u>0</u>	<u>0</u>	<u>0</u>	<u>23.8</u>
FY 2014-15 Adjusted Appropriation	\$1,884,592,242	\$790,048,884	\$346,379,985	\$128,339,086	\$619,824,287	4,961.2
<i>Changes from FY 2014-15 Appropriation</i>						
Community provider rate	12,495,901	7,349,989	1,709,868	529,319	2,906,725	0.0
Centrally appropriated line items	9,596,606	8,194,439	(48,551)	(331,178)	1,781,896	0.0
Senior services	3,850,000	3,850,000	0	0	0	0.0
Early intervention caseload	3,686,734	2,790,476	601,980	294,278	0	0.0
Regional Center methodology	2,474,478	0	0	2,474,478	0	(59.3)
Senate Bill 94 programs increase	2,000,000	0	2,000,000	0	0	0.0
State-owned and -operated youth corrections facilities' staffing increases and caseload adjustments	1,991,780	2,129,594	0	(97,146)	(40,668)	51.2
MHI equipment replacement	1,711,403	1,711,403	0	0	0	0.0
IT systems interoperability	1,323,360	132,336	0	0	1,191,024	0.0
Old Age Pension cost-of-living adjustment	1,268,896	0	1,268,896	0	0	0.0
Tobacco Master Settlement revenue adjustment	1,155,457	0	1,155,457	0	0	0.0
Community-based child abuse prevention	1,035,415	1,035,415	0	0	0	(1.0)
Childcare Automated Tracking System hybrid enhancement	900,000	0	0	0	900,000	0.0
Family Support Services	750,000	750,000	0	0	0	0.5
Enterprise content management	731,400	731,400	0	0	0	0.0
Oversight of medical care for youth in the child welfare and youth corrections systems	512,848	305,609	0	207,239	0	3.2
Rural co-occurring disorder services	500,000	500,000	0	0	0	0.0
Leap year adjustment	365,272	272,294	68,074	24,904	0	0.0
Child care micro loans	338,200	0	0	0	338,200	0.0

Department of Human Services						
	Total Funds	General Fund	Cash Funds	Reappropriated Funds	Federal Funds	FTE
BEP spending authority	300,000	0	63,900	0	236,100	0.0
Supplemental Nutrition Assistance Program (SNAP) study	300,000	150,000	0	0	150,000	0.0
Child care micro grants	250,000	0	0	0	250,000	0.0
Provider rate spending authority	228,794	0	0	0	228,794	0.0
Circle program business plan analysis	225,000	225,000	0	0	0	0.0
Electronic health record system for youth corrections	204,000	204,000	0	0	0	0.0
CMHIP treatment unit	198,327	198,327	0	0	0	6.1
DOC payments to CMHIP	176,783	0	0	176,783	0	0.0
Child welfare case management	156,857	130,191	0	0	26,666	2.7
Senior services data evaluation	150,000	150,000	0	0	0	0.0
Respite services	100,000	100,000	0	0	0	0.0
Reverse supplemental	93,890	93,890	0	0	0	0.0
Food inflation	59,390	59,390	0	0	0	0.0
CBMS funding rebalance	16,526	(833,297)	3,623	(479)	846,679	0.0
Colorado Grants Management System maintenance	6,050	6,050	0	0	0	0.0
Consolidate ACT funding	0	0	0	0	0	0.0
Adult Protective Services data system licenses	0	0	0	0	0	0.0
Consolidate funding for Circle Program	0	0	0	0	0	0.0
Marijuana tax revenue adjustment	0	(1,911,612)	1,911,612	0	0	0.0
Annualize prior year budget actions	(18,501,381)	(14,316,335)	(1,034,588)	(60,897)	(3,089,561)	3.6
Annualize prior year legislation	(5,411,332)	(489,395)	(3,602,302)	(18,870)	(1,300,765)	(0.5)
Information funds adjustment	(3,641,415)	0	(2,109,415)	0	(1,532,000)	0.0
SWAP adjustments	(839,814)	0	0	(178,881)	(660,933)	0.0
Cloud computing migration	(532,397)	(240,633)	0	0	(291,764)	0.0
Other	41	(14,549)	0	14,590	0	0.0
Total FY 2015-16 Long Bill Appropriation	\$1,904,819,311	\$803,312,866	\$348,368,539	\$131,373,226	\$621,764,680	4,967.7
\$ Change from prior year	\$20,227,069	\$13,263,982	\$1,988,554	\$3,034,140	\$1,940,393	6.5
% Change from prior year	1.1%	1.7%	0.6%	2.4%	0.3%	0.1%

Note: The Reappropriated Funds amounts reflected in this section of the budget include Medicaid funds transferred from the Department of Health Care Policy and Financing (HCPF). Most of these funds are appropriated as 50.0 percent General Fund and 50.0 percent federal funds in HCPF.

Description of Incremental Changes

Long Bill Supplemental: The bill shifts \$1.2 million General Fund between two line item appropriations for the Colorado Mental Health Institute at Pueblo to correct a technical error in the FY 2014-15 appropriation, and transfers funds between two line items for the Vocational Rehabilitation Programs to align the appropriation with projected expenditures for personal services and the School to Work Alliance Program. The bill also includes an increase of \$729,233 General Fund and 23.8 FTE to add additional correctional youth security officers at state-owned and state-operated juvenile justice facilities.

Community provider rate: The bill includes an increase of \$12,495,901 total funds for the 1.7 percent community provider rate increase.

Centrally appropriated line items: The bill includes an increase of total funds for adjustments to centrally appropriated line items for the following: state contributions for health, life, and dental benefits; merit pay; salary survey; short-term disability; supplemental state contributions to the Public Employees' Retirement Association (PERA) pension fund; shift differential; vehicle lease payments; workers' compensation; legal services; administrative law judges; payment to risk management and property funds; Capitol complex leased space; payments to the Governor's Office of Information Technology (OIT); and CORE operations.

Senior services: The bill includes an increase of \$3,850,000 General Fund to provide services for elderly adults to enable them to live independently in the community.

Early intervention caseload: The bill includes a net increase of \$3,686,734 total funds, including \$2,790,476 General Fund, to primarily cover costs associated with early intervention services and early intervention services case management caseload growth.

Regional Center methodology: The bill includes an increase of \$2,474,478 Medicaid reappropriated funds due to increased costs of the Regional Centers. The following table summarizes the census data and average annual cost per capita used to calculate the total appropriation for the Regional Centers.

Regional Center Census Used to Calculate the Appropriation			
Waiver	Census	Average Annual Per Capita Cost	Total Cost
Wheat Ridge Regional Center Intermediate Care Facility	126	\$235,246	\$29,640,996
Grand Junction Regional Center Intermediate Care Facility	23	346,557	7,970,811
Grand Junction Regional Center Waiver Services	55	234,217	12,881,935
Pueblo Regional Center Waiver Services	66	176,689	11,661,474
Total	270		\$62,155,216

Senate Bill 91-94 programs increase: The bill includes \$2,000,000 cash funds from the Marijuana Tax Cash Fund to support Senate Bill 91-094 programs administered by local jurisdictions that provide a continuum of services designed to ensure that youth are supervised and/or incarcerated at a level that is commensurate with their risk to the community.

State-owned and -operated youth corrections facilities' staffing increases and caseload adjustments: The bill includes an increase of \$1,991,780 total funds, including \$2,129,594 General Fund, and 51.2 FTE to add additional correctional youth security officers at the State's detention and commitment facilities. This incremental change also includes a reduction of total funds and General Fund due to a projected decrease in caseload.

MHI equipment replacement: The bill includes a one-time appropriation of \$1,711,403 General Fund for a variety of equipment replacements, repairs, and minor renovations at both mental health institutes (MHIs).

IT systems interoperability: The bill includes an increase of \$1,323,360 total funds, including an increase of \$132,336 General Fund, for the operating component of a new system that will standardize all Department existing information technology systems into one environment, while leaving the core systems in place.

Old Age Pension cost-of-living adjustment: The bill includes an increase of \$1,268,896 from the Old Age Pension (OAP) Fund to implement a 1.7 percent cost-of-living increase for OAP recipients.

Tobacco Master Settlement revenue adjustment: The bill includes an increase of \$1,155,457 cash funds based on the Legislative Council FY 2015-16 Tobacco Master Settlement revenue projection.

Community-based child abuse prevention: The bill includes an increase of \$1,035,415 General Fund to expand the SafeCare and Community Response Program pilot projects.

Childcare Automated Tracking System (CHATS) hybrid enhancement: The bill includes an increase of \$900,000 federal funds for operating expenses associated with the CHATS capital construction project.

Family support services: The bill includes an increase of \$750,000 General Fund for grants to entities meeting the statutory requirements of Section 26-18-101, C.R.S., regarding the delivery of evidence based integrated family support services.

Enterprise content management: The bill includes an increase of \$731,400 General Fund to implement a department-wide system to manage documents and files. The system that would be deployed would use the same content management software that the Governor's Office of Information Technology uses for the Colorado Operations Resource Engine (CORE), Colorado Benefits Management System (CBMS), and Colorado Program Eligibility and Application Kit (PEAK).

Oversight of medical care for youth in the child welfare and youth corrections systems: The bill includes an increase of \$512,848 total funds, including \$305,609 General Fund, and 3.2 FTE to oversee the medical, behavioral health, and dental well-being of all children involved in child welfare and youth corrections systems.

Rural co-occurring disorder services: The bill includes an increase of \$500,000 General Fund for co-occurring behavioral health treatment services in southern and southeastern Colorado.

Leap year adjustment: The bill includes an increase of \$365,272 total funds, including \$272,294 General Fund, to cover costs associated with services charged at a daily rate.

Child care micro loans: The bill includes an increase of \$338,200 spending authority from the federal Child Care Development Fund Block Grant for the micro loan program to increase child care capacity in communities around the state.

BEP spending authority: The bill includes an increase of \$300,000 total funds, including \$63,900 cash funds for additional spending authority to access cash fund reserves and drawn down matching federal funds for the Business Enterprise Program (BEP) which trains legally blind individuals in business management and food service.

Supplemental Nutrition Assistance Program (SNAP) study: The bill includes an increase of \$300,000 total funds, including \$150,000 General Fund, to procure consulting services to evaluate SNAP and determine the source of the Program's error rate (over-payments, underpayments, and procedural errors).

Child care micro grants: The bill includes an increase of \$250,000 spending authority from the federal Child Care Development Fund Grant for the micro grant program to increase child care capacity in communities around the state.

Provider rate spending authority: The bill includes an increase of \$228,794 spending authority from the federal Child Care Development Fund Block Grant to cover actual costs of contracted child care licensing inspectors.

Circle program business plan analysis: The bill includes a one-time appropriation of \$225,000 General Fund to allow the Department to contract with a vendor to analyze the potential for the Circle program to operate as an autonomous program, separate from the Colorado Mental Health Institute Pueblo (CMHIP).

Electronic health record system for youth corrections: The bill includes an increase of \$204,000 General Fund for contracted personal services and operating expenses to support the implementation of an electronic health record system.

CMHIP treatment unit: The bill includes \$198,327 General Fund and 6.1 FTE to provide a full 12 months of funding for the new treatment unit at Colorado Mental Health Institute at Pueblo (CMHIP) for patients who were previously transferred to the Department of Corrections (DOC) for safety reasons.

DOC payments to CMHIP: The bill includes an increase of \$176,783 reappropriated funds transferred from the Department of Corrections (DOC) to the Colorado Mental Health Institute at Pueblo (CMHIP) for services that are provided to DOC facilities on the CMHIP campus.

Child welfare case management: The bill includes an increase of \$156,857 total funds for operating expenses associated with the Modernizing the Child Welfare Case Management System capital construction project.

Senior services data evaluation: The bill includes an increase of \$150,000 General Fund for a contract with an entity which will make recommendations on the data collection and analysis practices that are needed to measure the impact of the State's investment in services for seniors.

Respite services: The bill includes an increase of \$100,000 General Fund for respite services for caregivers of at-risk adults and juveniles.

Reverse supplemental: The bill includes an increase of \$93,890 General Fund to reverse the following mid-year changes to FY 2014-15 appropriations:

- Restore a mid-year reduction of \$1,388,163 General Fund due to delays in implementing services for patients transitioning from the mental health institutes to the community;
- Eliminate a temporary \$795,194 General Fund increase in the appropriation for CMHIP pharmaceutical expenses; and
- Eliminate a one-time appropriation of \$499,079 General Fund for expenses incurred by CMHIP for sanity evaluation expenses.

Food inflation: The bill includes an increase \$59,390 General Fund for increases in the raw food costs incurred by the Division of Youth Corrections and the mental health institutes.

CBMS funding rebalance: The bill includes an increase of \$16,526 total funds, including a decrease of \$833,297 General Fund, to align various sources of funding applicable to CBMS with the current cost allocation trends.

Colorado Grants Management System maintenance: The bill includes an increase of \$6,050 General Fund to maintain the information technology system used by the Department to track grants it receives and grants it dispenses.

Consolidate ACT funding: The bill transfers \$4,158,026 General Fund within subsections of the Behavioral Health Services section to consolidate funding for Assertive Community Treatment (ACT) services for adults with serious and persistent mental illness.

Adult Protective Services data system licenses: The bill transfers \$19,200 General Fund from the Adult Assistance Programs division to the Office of Information Technology Services for the ongoing costs associated with licensing the data system that supports the Department's Adult Protective Services unit.

Consolidate funding for Circle program: The bill transfers funding from the Executive Director's Office to the Behavioral Health Services section to consolidate funding for the Circle Program.

Marijuana tax revenue adjustment: The Circle program is currently supported by General Fund appropriations, and marijuana tax revenues are transferred to the General Fund to offset program costs. The bill replaces \$1,911,612 in General Fund appropriations for the Circle Program with a direct cash funds appropriation from the Marijuana Tax Cash Fund. The bill also includes a decrease of \$1,497,213 cash funds based on the Legislative Council revenue forecast for the marijuana industry available for appropriation in FY 2015-16.

Annualize prior year budget actions: The bill includes a number of changes to the out year impact of funding decisions made through the FY 2014-15 Long Bill, including:

- A reduction of \$11,591,587 total funds, including \$9,710,128 General Fund for the second year costs of the Colorado Benefits Management System Phase II project;
- A reduction of \$2,000,000 total funds, including \$600,000 General Fund for the food assistance backlog;
- A reduction of \$1,350,909 for funding for the Office of Information Technology computer upgrades;
- A reduction of \$1,006,128 total funds, including \$511,691 General Fund for information technology services provided by the Office of Information Technology; and
- A reduction of \$540,000 General Fund for second year costs of expanding the availability of mental health first aid instructor and certification courses.

Annualize prior year legislation: The bill includes a reduction of \$5,411,332 total funds for the second or subsequent year impact of legislation, including:

- An increase of \$804,730 General Fund for the second year cost of H.B. 14-1015 (Extend Transitional Jobs Programs);
- A reduction of \$3,597,213 cash funds from the Marijuana Tax Cash Fund for the second year impact of S.B. 15-215 (Disposition of Legal Marijuana Related Revenue);
- A reduction of \$2,117,744 total funds, including \$773,187 General Fund and \$1,292,996 federal funds for the second year costs of H.B. 14-1317 (Colorado Child Care Assistance Program Changes);
- A reduction of \$284,844 General Fund for the completion of the Homelake Cemetery Expansion pursuant to S.B. 13-040 (Complete Cemetery Expansion at Homelake Center); and
- A reduction of \$250,000 General Fund for H.B. 14-1338 (Regional Center Taskforce and Utilization Study).

Informational funds adjustment: The bill includes an adjustment to cash and federal funds appropriated for informational funds.

SWAP adjustments: The bill includes a reduction of \$839,814 total funds based on anticipated School to Work Alliance Program (SWAP) contract amounts.

Cloud computing migration: The bill includes a decrease of \$532,397 total funds, including \$240,633 General Fund, due to a decrease in the second year costs associated with the migration of applications, including Trails and the Child Care Automated Tracking System (CHATS), to a hosted, cloud-based environment.

Other: The bill includes other minor adjustments.

Summary of Changes by Long Bill Division

Summary Table for Department of Human Services						
	Total Funds	General Fund	Cash Funds	Reappropriated Funds	Federal Funds	FTE
FY 2014-15 Appropriation	\$1,883,863,009	\$789,319,651	\$346,379,985	\$128,339,086	\$619,824,287	4,937.4
Long Bill supplemental	<u>729,233</u>	<u>729,233</u>	<u>0</u>	<u>0</u>	<u>0</u>	<u>23.8</u>
FY 2014-15 Adjusted Appropriation	\$1,884,592,242	\$790,048,884	\$346,379,985	\$128,339,086	\$619,824,287	4,961.2
<i>Changes from FY 2014-15 by Long Bill Division</i>						
Executive Director's Office	1,081,433	2,943,027	(102,104)	(1,900,834)	141,344	0.0
Office of Information Technology Services	(14,228,924)	(12,215,759)	(726,121)	(1,204)	(1,285,840)	0.0
Office of Operations	331,246	(145,436)	77,867	149,778	249,037	0.0
County Administration	(1,057,489)	(271,252)	(225,537)	0	(560,700)	0.0
Division of Child Welfare	7,435,391	4,520,494	1,134,993	282,491	1,497,413	2.1
Office of Early Childhood	8,975,563	3,401,152	2,320,900	377,828	2,875,683	0.5
Office of Self Sufficiency	1,549,947	1,028,748	9,332	554	511,313	0.0
Behavioral Health Services	5,565,358	5,012,161	166,537	353,446	33,214	9.3
Services for People with Disabilities	(128,461)	(130,058)	(2,071,252)	3,620,670	(1,547,821)	(59.8)
Adult Assistance Programs	5,827,917	4,356,560	1,403,939	0	67,418	0.0
Division of Youth Corrections	4,875,088	4,764,345	0	151,411	(40,668)	54.4
Total FY 2015-16 Long Bill Appropriation	\$1,904,819,311	\$803,312,866	\$348,368,539	\$131,373,226	\$621,764,680	4,967.7
\$ Change from prior year	\$20,227,069	\$13,263,982	\$1,988,554	\$3,034,140	\$1,940,393	6.5
% Change from prior year	1.1%	1.7%	0.6%	2.4%	0.3%	0.1%

Appropriation Detail by Long Bill Division

Executive Director's Office: This office is responsible for the management and administration of the Department, performing such functions as budgeting, human resources, and quality control, as well as some program supervision, coordination, and evaluation. This section includes centrally appropriated line items, such as workers' compensation, legal services, administrative law judge services, and payments related to risk management. In addition, this office includes funding for the following programs: (1) the Juvenile Parole Board; (2) the Developmental Disabilities Council; (3) funding for the state to comply with the federal Health Insurance Portability and Accountability Act of 1996 (HIPAA); (4) the child welfare administrative review unit; (5) functions related to maintaining records and reports of child abuse and neglect and using such records to conduct employment/background screenings; and (6) the Child Welfare Ombudsman.

Executive Director's Office						
	Total Funds	General Fund	Cash Funds	Reappropriated Funds	Federal Funds	FTE
FY 2014-15 Appropriation	\$91,502,144	\$52,315,030	\$3,699,817	\$21,539,183	\$13,948,114	135.4
<i>Changes from FY 2014-15 Appropriation</i>						
Centrally appropriated line items	8,861,373	7,919,046	26,801	(392,817)	1,308,343	0.0
State-owned and -operated youth corrections facilities' staffing increases and caseload adjustments	584,035	584,035	0	0	0	0.0
MHI treatment unit	99,603	99,603	0	0	0	0.0
Community provider rate	28,259	10,851	0	17,408	0	0.0
Annualize prior year budget actions	(7,893,868)	(5,072,539)	(128,905)	(1,525,425)	(1,166,999)	0.0
Consolidate funding for Circle Program	(347,969)	(347,969)	0	0	0	0.0
Annualize prior year legislation	(250,000)	(250,000)	0	0	0	0.0
Total FY 2015-16 Long Bill Appropriation	\$92,583,577	\$55,258,057	\$3,597,713	\$19,638,349	\$14,089,458	135.4
\$ Change from prior year	\$1,081,433	\$2,943,027	(\$102,104)	(\$1,900,834)	\$141,344	0.0
% Change from prior year	1.2%	5.6%	(2.8%)	(8.8%)	1.0%	0.0%

Office of Information Technology Services: This section includes funding for expenses associated with departmental information systems, including systems that support public benefits programs administered through the state's 64 counties and other local entities. Appropriations in this section include operating funds that support information systems used by Department and county staff. Major systems funded in this section include the Colorado Benefits Management System (CBMS), the Colorado Financial Management System (CFMS), and the Colorado Trails information system.

Office of Information Technology Services						
	Total Funds	General Fund	Cash Funds	Reappropriated Funds	Federal Funds	FTE
FY 2014-15 Appropriation	\$73,656,764	\$40,727,389	\$1,616,490	\$1,072,793	\$30,240,092	11.0
<i>Changes from FY 2014-15 Appropriation</i>						
IT systems interoperability	1,323,360	132,336	0	0	1,191,024	0.0
Enterprise content management	731,400	731,400	0	0	0	0.0
Centrally appropriated line items	401,012	96,833	(87,012)	82,375	308,816	0.0
Adult Protective Services data system licenses	19,200	19,200	0	0	0	0.0
CBMS funding rebalance	16,526	(833,297)	3,623	(479)	846,679	0.0
Colorado Grants Management System maintenance	6,050	6,050	0	0	0	0.0
Annualize prior year budget actions	(14,389,709)	(11,858,465)	(632,793)	(30,667)	(1,867,784)	0.0
Annualize prior year legislation	(1,484,874)	(152,326)	(4,935)	(52,433)	(1,275,180)	0.0
Cloud computing migration	(532,397)	(240,633)	0	0	(291,764)	0.0
Community provider rate	(319,492)	(116,857)	(5,004)	0	(197,631)	0.0
Total FY 2015-16 Long Bill Appropriation	\$59,427,840	\$28,511,630	\$890,369	\$1,071,589	\$28,954,252	11.0
\$ Change from prior year	(\$14,228,924)	(\$12,215,759)	(\$726,121)	(\$1,204)	(\$1,285,840)	0.0
% Change from prior year	(19.3%)	(30.0%)	(44.9%)	(0.1%)	(4.3%)	0.0%

Office of Operations: This section contains appropriations for various central departmental functions including accounting, auditing, contracting, purchasing, vehicle leases, and facilities management. This includes housekeeping and maintenance for direct-service facilities such as the mental health institutes, regional centers for persons with developmental disabilities, and youth corrections facilities.

Office of Operations						
	Total Funds	General Fund	Cash Funds	Reappropriated Funds	Federal Funds	FTE
FY 2014-15 Appropriation	\$44,104,046	\$26,358,046	\$3,446,796	\$9,824,701	\$4,474,503	441.6
<i>Changes from FY 2014-15 Appropriation</i>						
Centrally appropriated line items	334,221	178,560	11,660	(20,736)	164,737	0.0
Annualize prior year budget actions	180,112	(140,909)	66,207	170,514	84,300	0.0
MHI treatment unit	(183,087)	(183,087)	0	0	0	0.0
Total FY 2015-16 Long Bill Appropriation	\$44,435,292	\$26,212,610	\$3,524,663	\$9,974,479	\$4,723,540	441.6
\$ Change from prior year	\$331,246	(\$145,436)	\$77,867	\$149,778	\$249,037	0.0
% Change from prior year	0.8%	(0.6%)	2.3%	1.5%	5.6%	0.0%

County Administration: This section contains appropriations for the 64 county departments of human or social services to administer programs including the Supplemental Nutrition Assistance Program (food assistance).

County Administration						
	Total Funds	General Fund	Cash Funds	Reappropriated Funds	Federal Funds	FTE
FY 2014-15 Appropriation	\$68,420,549	\$23,817,877	\$17,761,504	\$0	\$26,841,168	0.0
<i>Changes from FY 2014-15 Appropriation</i>						
Community provider rate	942,511	328,748	174,463	0	439,300	0.0
Annualize prior year budget actions	(2,000,000)	(600,000)	(400,000)	0	(1,000,000)	0.0
Total FY 2015-16 Long Bill Appropriation	\$67,363,060	\$23,546,625	\$17,535,967	\$0	\$26,280,468	0.0
\$ Change from prior year	(\$1,057,489)	(\$271,252)	(\$225,537)	\$0	(\$560,700)	0.0
% Change from prior year	(1.5%)	(1.1%)	(1.3%)	n/a	(2.1%)	n/a

Division of Child Welfare: This section provides funding and state staff associated with the state supervision and county administration of programs that protect children from harm and assist families in caring for and protecting their children.

Division of Child Welfare						
	Total Funds	General Fund	Cash Funds	Reappropriated Funds	Federal Funds	FTE
FY 2014-15 Appropriation	\$448,063,418	\$246,236,784	\$87,159,482	\$15,080,921	\$99,586,231	89.4
<i>Changes from FY 2014-15 Appropriation</i>						
Community provider rate	6,816,349	3,771,262	1,231,066	254,042	1,559,979	0.0
Community-based child abuse prevention	1,035,415	1,035,415	0	0	0	(1.0)
Leap year adjustment	365,272	272,294	68,074	24,904	0	0.0
Child welfare case management	156,857	130,191	0	0	26,666	2.7
Annualize prior year budget actions	(774,400)	(688,668)	0	3,500	(89,232)	0.4
Annualize prior year legislation	(100,000)	0	(100,000)	0	0	0.0
Tobacco Master Settlement revenue adjustment	(64,147)	0	(64,147)	0	0	0.0
Other	45	0	0	45	0	0.0
Total FY 2015-16 Long Bill Appropriation	\$455,498,809	\$250,757,278	\$88,294,475	\$15,363,412	\$101,083,644	91.5
\$ Change from prior year	\$7,435,391	\$4,520,494	\$1,134,993	\$282,491	\$1,497,413	2.1
% Change from prior year	1.7%	1.8%	1.3%	1.9%	1.5%	2.3%

Office of Early Childhood: Pursuant to H.B. 13-1117, the Office of Early Childhood (OEC) was created in order to align child development programs that address early learning, child health, child mental health, and family support and parent education. This consolidation of programs and services is intended to strengthen collaboration and coordination between the state-level early childhood system and local delivery systems. The bill transferred existing programs from other departments to the Department of Human Services, including: the Early Childhood Leadership Council from the Governor's Office; and the Nurse Home Visitor Program, Tony Grampas Youth Services Program, Colorado Student Dropout Prevention and Intervention Program, Colorado Before and After School Project, Colorado Children's Trust Fund and its board, and the Family Resource Center Program from the Department of Public Health and Environment. The office is comprised of two divisions – the Division of Early Care and Learning and the Division of Community and Family Supports.

Office of Early Childhood						
	Total Funds	General Fund	Cash Funds	Reappropriated Funds	Federal Funds	FTE
FY 2014-15 Appropriation	\$176,415,421	\$54,727,739	\$37,672,967	\$6,750,855	\$77,263,860	69.2
<i>Changes from FY 2014-15 Appropriation</i>						
Community provider rate	1,881,897	524,164	222,765	83,550	1,051,418	0.0
Early intervention caseload	3,686,734	2,790,476	601,980	294,278	0	0.0

Office of Early Childhood						
	Total Funds	General Fund	Cash Funds	Reappropriated Funds	Federal Funds	FTE
Tobacco Master Settlement revenue adjustment	1,478,933	0	1,478,933	0	0	0.0
Childcare Automated Tracking System hybrid enhancement	900,000	0	0	0	900,000	0.0
Family Support Services	750,000	750,000	0	0	0	0.5
Child care micro loans	338,200	0	0	0	338,200	0.0
Child care micro grants	250,000	0	0	0	250,000	0.0
Provider rate spending authority	228,794	0	0	0	228,794	0.0
Annualize prior year budget actions	200,784	76,291	17,222	0	107,271	0.0
Annualize prior year legislation	(739,779)	(739,779)	0	0	0	0.0
Other	0	0	0	0	0	0.0
Total FY 2015-16 Long Bill Appropriation	\$185,390,984	\$58,128,891	\$39,993,867	\$7,128,683	\$80,139,543	69.7
\$ Change from prior year	\$8,975,563	\$3,401,152	\$2,320,900	\$377,828	\$2,875,683	0.5
% Change from prior year	5.1%	6.2%	6.2%	5.6%	3.7%	0.7%

Office of Self Sufficiency: This section includes appropriations for various public assistance programs, including Colorado Works, Low-income Energy Assistance Program (LEAP), child support enforcement, and disability determination programs, among others.

Office of Self Sufficiency						
	Total Funds	General Fund	Cash Funds	Reappropriated Funds	Federal Funds	FTE
FY 2014-15 Appropriation	\$292,465,234	\$7,046,646	\$29,614,975	\$33,951	\$255,769,662	245.7
<i>Changes from FY 2014-15 Appropriation</i>						
Annualize prior year legislation	764,118	792,546	(2,843)	0	(25,585)	0.0
Annualize prior year budget actions	485,829	86,202	12,175	554	386,898	0.0
Supplemental Nutrition Assistance Program (SNAP) study	300,000	150,000	0	0	150,000	0.0
Total FY 2015-16 Long Bill Appropriation	\$294,015,181	\$8,075,394	\$29,624,307	\$34,505	\$256,280,975	245.7
\$ Change from prior year	\$1,549,947	\$1,028,748	\$9,332	\$554	\$511,313	0.0
% Change from prior year	0.5%	14.6%	0.0%	1.6%	0.2%	0.0%

Behavioral Health Services: This section provides funding for community-based mental health and substance use treatment and prevention services. This section also provides funding for the administration and operation of the State's two mental health institutes, which provide inpatient hospitalization for individuals with serious mental illness.

Behavioral Health Services						
	Total Funds	General Fund	Cash Funds	Reappropriated Funds	Federal Funds	FTE
FY 2014-15 Appropriation	\$248,612,910	\$178,626,096	\$18,098,508	\$16,656,629	\$35,231,677	1,271.8
Long Bill supplemental	<u>0</u>	<u>0</u>	<u>0</u>	<u>0</u>	<u>0</u>	<u>0.0</u>
FY 2014-15 Adjusted Appropriation	\$248,612,910	\$178,626,096	\$18,098,508	\$16,656,629	\$35,231,677	1,271.8
<i>Changes from FY 2014-15 Appropriation</i>						
Community Behavioral Health Administration	159,975	101,852	0	24,909	33,214	0.0
Mental Health Community Programs	4,026,936	4,220,863	(195,993)	2,066	0	0.0
Substance Use Treatment and Prevention	(1,158,690)	258,040	(1,551,869)	135,139	0	0.0
Integrated Behavioral Health Services	(1,654,278)	(1,657,065)	2,787	0	0	0.0
Mental Health Institutes	4,191,415	2,088,471	1,911,612	191,332	0	9.3
Total FY 2015-16 Long Bill Appropriation	\$254,178,268	\$183,638,257	\$18,265,045	\$17,010,075	\$35,264,891	1,281.1
\$ Change from prior year	\$5,565,358	\$5,012,161	\$166,537	\$353,446	\$33,214	9.3
% Change from prior year	2.2%	2.8%	0.9%	2.1%	0.1%	0.7%

Subsection Detail

Community Behavioral Health Administration: This subsection provides funding for the administration of community-based mental health and substance use treatment and prevention services.

Behavioral Health Services, Community Behavioral Health Administration						
	Total Funds	General Fund	Cash Funds	Reappropriated Funds	Federal Funds	FTE
FY 2014-15 Appropriation	\$7,900,871	\$1,343,299	\$357,894	\$853,444	\$5,346,234	60.1
<i>Changes from FY 2014-15 Appropriation</i>						
Annualize prior year budget actions	159,975	101,852	0	24,909	33,214	0.0
Total FY 2015-16 Long Bill Appropriation	\$8,060,846	\$1,445,151	\$357,894	\$878,353	\$5,379,448	60.1
\$ Change from prior year	\$159,975	\$101,852	\$0	\$24,909	\$33,214	0.0
% Change from prior year	2.0%	7.6%	0.0%	2.9%	0.6%	0.0%

Mental Health Community Programs: This subsection provides funding to support mental health services that are delivered through local community providers. Generally, this funding supports services that are not covered by the Medicaid program or by other payer sources.

Behavioral Health Services, Mental Health Community Programs						
	Total Funds	General Fund	Cash Funds	Reappropriated Funds	Federal Funds	FTE
FY 2014-15 Appropriation	\$49,352,996	\$38,592,553	\$4,243,407	\$283,467	\$6,233,569	0.0
<i>Changes from FY 2014-15 Appropriation</i>						
Consolidate ACT funding	4,117,539	4,117,539	0	0	0	0.0
Community provider rate	656,857	643,324	11,467	2,066	0	0.0
Annualize prior year budget actions	(540,000)	(540,000)	0	0	0	0.0
Tobacco Master Settlement revenue adjustment	(207,460)	0	(207,460)	0	0	0.0
Total FY 2015-16 Long Bill Appropriation	\$53,379,932	\$42,813,416	\$4,047,414	\$285,533	\$6,233,569	0.0
\$ Change from prior year	\$4,026,936	\$4,220,863	(\$195,993)	\$2,066	\$0	0.0
% Change from prior year	8.2%	10.9%	(4.6%)	0.7%	0.0%	n/a

Substance Use Treatment and Prevention: This subsection provides funding for substance use treatment and prevention services that are delivered through local community providers. Generally, this funding supports services that are not covered by the Medicaid program or by other payer sources.

Behavioral Health Services, Substance Use Treatment and Prevention						
	Total Funds	General Fund	Cash Funds	Reappropriated Funds	Federal Funds	FTE
FY 2014-15 Appropriation	\$47,129,054	\$15,178,862	\$5,240,823	\$3,057,495	\$23,651,874	0.0
<i>Changes from FY 2014-15 Appropriation</i>						
Community provider rate	393,179	258,040	0	135,139	0	0.0
Marijuana tax revenue adjustment	(1,500,000)	0	(1,500,000)	0	0	0.0
Tobacco Master Settlement revenue adjustment	(51,869)	0	(51,869)	0	0	0.0
Total FY 2015-16 Long Bill Appropriation	\$45,970,364	\$15,436,902	\$3,688,954	\$3,192,634	\$23,651,874	0.0
\$ Change from prior year	(\$1,158,690)	\$258,040	(\$1,551,869)	\$135,139	\$0	0.0
% Change from prior year	(2.5%)	1.7%	(29.6%)	4.4%	0.0%	n/a

Integrated Behavioral Health Services: This subsection provides funding for: a behavioral health crisis response system; community-based mental health and substance use disorder services for offenders; behavioral health services and supports for individuals transitioning from the mental health institutes to the community; and co-occurring behavioral health services for indigent adolescents and adults in southern and southeastern Colorado.

Behavioral Health Services, Integrated Behavioral Health Services						
	Total Funds	General Fund	Cash Funds	Reappropriated Funds	Federal Funds	FTE
FY 2014-15 Appropriation	\$38,900,239	\$33,774,504	\$1,547,213	\$3,578,522	\$0	0.0
<i>Changes from FY 2014-15 Appropriation</i>						
Reverse supplemental	1,388,163	1,388,163	0	0	0	0.0
Community provider rate	572,311	572,311	0	0	0	0.0
Rural co-occurring disorder services	500,000	500,000	0	0	0	0.0
Allocation of marijuana tax revenues	2,787	0	2,787	0	0	0.0
Consolidate ACT funding	(4,117,539)	(4,117,539)	0	0	0	0.0
Total FY 2015-16 Long Bill Appropriation	\$37,245,961	\$32,117,439	\$1,550,000	\$3,578,522	\$0	0.0
\$ Change from prior year	(\$1,654,278)	(\$1,657,065)	\$2,787	\$0	\$0	0.0
% Change from prior year	(4.3%)	(4.9%)	0.2%	0.0%	n/a	n/a

Mental Health Institutes: This subsection provides funding for the administration and operation of the State's two mental health institutes. The institutes provide comprehensive psychiatric, psychological, rehabilitation, and therapeutic care to up to 545 individuals with a serious mental illness. The Colorado Mental Health Institute at Pueblo (CMHIP) operates a total of 451 beds, including: (a) 307 "forensic" beds for individuals with pending criminal charges who require evaluations of competency to stand trial and restoration to competency, as well as individuals who have been found to be not guilty by reason of insanity; and (b) 144 "civil" beds for individuals who are referred for admission by the community mental health centers, county departments of social services, or the Division of Youth Corrections. The Colorado Mental Health Institute at Fort Logan (CMHIFL), located in southwest Denver, operates 94 civil beds.

Behavioral Health Services, Mental Health Institutes						
	Total Funds	General Fund	Cash Funds	Reappropriated Funds	Federal Funds	FTE
FY 2014-15 Appropriation	\$105,329,750	\$89,736,878	\$6,709,171	\$8,883,701	\$0	1,211.7
Long Bill supplemental	<u>0</u>	<u>0</u>	<u>0</u>	<u>0</u>	<u>0</u>	<u>0.0</u>
FY 2014-15 Adjusted Appropriation	\$105,329,750	\$89,736,878	\$6,709,171	\$8,883,701	\$0	1,211.7

Behavioral Health Services, Mental Health Institutes						
	Total Funds	General Fund	Cash Funds	Reappropriated Funds	Federal Funds	FTE
<i>Changes from FY 2014-15 Appropriation</i>						
Community provider rate	254,606	254,606	0	0	0	0.0
MHI equipment replacement	1,711,403	1,711,403	0	0	0	0.0
Circle program business plan analysis	225,000	225,000	0	0	0	0.0
CMHIP treatment unit	281,811	281,811	0	0	0	6.1
DOC payments to CMHIP	176,783	0	0	176,783	0	0.0
Reverse supplemental	(1,294,273)	(1,294,273)	0	0	0	0.0
Food inflation	23,440	23,440	0	0	0	0.0
Consolidate funding for Circle Program	347,969	347,969	0	0	0	0.0
Marijuana tax revenue adjustment	0	(1,911,612)	1,911,612	0	0	0.0
Annualize prior year budget actions	2,464,676	2,464,676	0	0	0	3.2
Other	0	(14,549)	0	14,549	0	0.0
MHI revenue adjustments	0	0	0	0	0	0.0
Total FY 2015-16 Long Bill Appropriation	\$109,521,165	\$91,825,349	\$8,620,783	\$9,075,033	\$0	1,221.0
\$ Change from prior year	\$4,191,415	\$2,088,471	\$1,911,612	\$191,332	\$0	9.3
% Change from prior year	4.0%	2.3%	28.5%	2.2%	n/a	0.8%

Services for People with Disabilities: This division includes funding for the state-operated Regional Centers, Work Therapy Program, Division of Vocational Rehabilitation, and the Veterans Community Living Centers.

Services for People with Disabilities						
	Total Funds	General Fund	Cash Funds	Reappropriated Funds	Federal Funds	FTE
FY 2014-15 Appropriation	\$158,119,471	\$8,413,907	\$41,672,798	\$54,092,671	\$53,940,095	1,723.6
Long Bill supplemental	<u>0</u>	<u>0</u>	<u>0</u>	<u>0</u>	<u>0</u>	<u>0.0</u>
FY 2014-15 Adjusted Appropriation	\$158,119,471	\$8,413,907	\$41,672,798	\$54,092,671	\$53,940,095	1,723.6
<i>Changes from FY 2014-15 Appropriation</i>						
Regional Centers for People with Developmental Disabilities	3,769,125	3,137	(33,563)	3,799,551	0	(59.3)
Work Therapy Program	0	0	0	0	0	0.0
Division of Vocational Rehabilitation	1,164,243	151,649	71,726	(178,881)	1,119,749	0.0
Veterans Community Living Centers	(5,061,829)	(284,844)	(2,109,415)	0	(2,667,570)	(0.5)
Total FY 2015-16 Long Bill Appropriation	\$157,991,010	\$8,283,849	\$39,601,546	\$57,713,341	\$52,392,274	1,663.8
\$ Change from prior year	(\$128,461)	(\$130,058)	(\$2,071,252)	\$3,620,670	(\$1,547,821)	(59.8)
% Change from prior year	(0.1%)	(1.5%)	(5.0%)	6.7%	(2.9%)	(3.5%)

Subsection Detail

Regional Centers for People with Developmental Disabilities: The State operates three facilities for individuals with developmental disabilities, known as Regional Centers, in Grand Junction, Wheat Ridge, and Pueblo, and provides services through two different settings: through residential and support services in large congregate settings on campus at the Grand Junction and Wheat Ridge centers; and through group homes in a community setting. The primary source of funding for this subdivision is Medicaid reappropriated funds.

Services for People with Disabilities, Regional Centers for People with Developmental Disabilities						
	Total Funds	General Fund	Cash Funds	Reappropriated Funds	Federal Funds	FTE
FY 2014-15 Appropriation	\$51,523,797	\$85,809	\$2,463,511	\$48,974,477	\$0	887.6
<i>Changes from FY 2014-15 Appropriation</i>						
Regional Center methodology	2,474,478	0	0	2,474,478	0	(59.3)
Annualize prior year budget actions	1,294,647	3,137	0	1,291,510	0	0.0
Annualize prior year legislation	0	0	(33,563)	33,563	0	0.0
Total FY 2015-16 Long Bill Appropriation	\$55,292,922	\$88,946	\$2,429,948	\$52,774,028	\$0	828.3
\$ Change from prior year	\$3,769,125	\$3,137	(\$33,563)	\$3,799,551	\$0	(59.3)
% Change from prior year	7.3%	3.7%	(1.4%)	7.8%	n/a	(6.7%)

Work Therapy Program: This subdivision funds the Work Therapy Program which provides sheltered training and employment workshops for individuals receiving services at the Colorado Mental Health Institute at Fort Logan and the three Regional Centers. These workshops employ approximately 300 individuals, of which 200 are clients at Regional Centers and 100 are clients at Fort Logan. The Work Therapy Cash Fund is the funding source for this subdivision, and it receives revenue from contracts with area businesses and organizations for custodial services, printing, packaging, mailing, and other types of manual processing that can be performed by program clients. Enrolled clients are paid from funds received in proportion to the work performed.

Services for People with Disabilities, Work Therapy Program						
	Total Funds	General Fund	Cash Funds	Reappropriated Funds	Federal Funds	FTE
FY 2014-15 Appropriation	\$570,421	\$0	\$570,421	\$0	\$0	1.5
<i>Changes from FY 2014-15 Appropriation</i>						
No changes	0	0	0	0	0	0.0
Total FY 2015-16 Long Bill Appropriation	\$570,421	\$0	\$570,421	\$0	\$0	1.5
\$ Change from prior year	\$0	\$0	\$0	\$0	\$0	0.0
% Change from prior year	0.0%	n/a	0.0%	n/a	n/a	0.0%

Division of Vocational Rehabilitation: The Division of Vocational Rehabilitation assists individuals, whose disabilities result in barriers to employment or independent living, with attaining and maintaining employment and/or independent living. At any of the 43 field and satellite offices located throughout the state, rehabilitation counselors work with clients to assess their needs and identify appropriate vocational rehabilitation services. The Division also administers state and federal grants to independent living centers working to enable individuals with disabilities to live independently and to programs that provide assistance to elderly blind individuals. The federal government provides reimbursement for 78.7 percent of eligible rehabilitation expenditures up to the total annual federal grant for Colorado. The matching funds for these federal dollars are either General Fund dollars or local government funds, primarily from school districts for the School to Work Alliance Program.

Services for People with Disabilities, Division of Vocational Rehabilitation						
	Total Funds	General Fund	Cash Funds	Reappropriated Funds	Federal Funds	FTE
FY 2014-15 Appropriation	\$53,847,794	\$7,057,124	\$4,094,651	\$5,118,194	\$37,577,825	231.2
Long Bill supplemental	<u>0</u>	<u>0</u>	<u>0</u>	<u>0</u>	<u>0</u>	<u>0.0</u>
FY 2014-15 Adjusted Appropriation	\$53,847,794	\$7,057,124	\$4,094,651	\$5,118,194	\$37,577,825	231.2
<i>Changes from FY 2014-15 Appropriation</i>						
Information funds adjustment	1,135,570	0	0	0	1,135,570	0.0
Annualize prior year budget actions	521,149	104,311	7,826	0	409,012	0.0
BEP spending authority	300,000	0	63,900	0	236,100	0.0
Community provider rate	47,338	47,338	0	0	0	0.0
SWAP adjustments	(839,814)	0	0	(178,881)	(660,933)	0.0
Total FY 2015-16 Long Bill Appropriation	\$55,012,037	\$7,208,773	\$4,166,377	\$4,939,313	\$38,697,574	231.2
\$ Change from prior year	\$1,164,243	\$151,649	\$71,726	(\$178,881)	\$1,119,749	0.0
% Change from prior year	2.2%	2.1%	1.8%	(3.5%)	3.0%	0.0%

Veterans Community Living Centers: The Veterans Community Living Centers are state owned nursing homes that provide skilled nursing care primarily to honorably discharged veterans and their spouses, widows and in some instances, parents of deceased veterans. The five homes are located throughout the state in Aurora (Fitzsimons), Florence (McCandless), Monte Vista (Homelake), Rifle, and Walsenburg. Each facility is Medicare and Medicaid-certified and licensed by the Colorado Department of Public Health and Environment. Additionally, the homes are certified by the U.S. Department of Veterans Affairs to receive federal funds in support of the care of veterans. The Homelake Domiciliary and Nursing Homes are designated as enterprises, have continuous spending authority, and are appropriated in the Long Bill for informational purposes only.

Services for People with Disabilities, Veterans Community Living Centers						
	Total Funds	General Fund	Cash Funds	Reappropriated Funds	Federal Funds	FTE
FY 2014-15 Appropriation	\$52,177,459	\$1,270,974	\$34,544,215	\$0	\$16,362,270	603.3
<i>Changes from FY 2014-15 Appropriation</i>						
Information funds adjustment	(4,776,985)	0	(2,109,415)	0	(2,667,570)	0.0
Annualize prior year legislation	(284,844)	(284,844)	0	0	0	(0.5)
Total FY 2015-16 Long Bill Appropriation	\$47,115,630	\$986,130	\$32,434,800	\$0	\$13,694,700	602.8
\$ Change from prior year	(\$5,061,829)	(\$284,844)	(\$2,109,415)	\$0	(\$2,667,570)	(0.5)
% Change from prior year	(9.7%)	(22.4%)	(6.1%)	n/a	(16.3%)	(0.1%)

Adult Assistance Programs: This section includes funding for the Old Age Pension Program, various adult cash assistance programs, and for community services for the elderly, including Older Americans Act programs.

Adult Assistance Programs						
	Total Funds	General Fund	Cash Funds	Reappropriated Funds	Federal Funds	FTE
FY 2014-15 Appropriation	\$168,064,008	\$43,756,192	\$103,545,117	\$1,800	\$20,760,899	29.5
<i>Changes from FY 2014-15 Appropriation</i>						
Senior services	3,850,000	3,850,000	0	0	0	0.0
Old Age Pension cost-of-living adjustment	1,268,896	0	1,268,896	0	0	0.0
Community provider rate	236,792	108,022	75,111	0	53,659	0.0
Annualize prior year legislation	181,260	145,008	36,252	0	0	0.0
Senior services data evaluation	150,000	150,000	0	0	0	0.0
Respite services	100,000	100,000	0	0	0	0.0
Annualize prior year budget actions	60,169	22,730	23,680	0	13,759	0.0
Adult Protective Services data system licenses	(19,200)	(19,200)	0	0	0	0.0
Total FY 2015-16 Long Bill Appropriation	\$173,891,925	\$48,112,752	\$104,949,056	\$1,800	\$20,828,317	29.5
\$ Change from prior year	\$5,827,917	\$4,356,560	\$1,403,939	\$0	\$67,418	0.0
% Change from prior year	3.5%	10.0%	1.4%	0.0%	0.3%	0.0%

Division of Youth Corrections: The Division of Youth Corrections (DYC) is responsible for the supervision, care, and treatment of: (1) detained juveniles awaiting adjudication; (2) juveniles committed or sentenced to the Department of Human Services by courts; and (3) juveniles on parole from a facility operated or contracted for by the Division. The Division is not responsible for juveniles sentenced as adults to the Department of Corrections' Youthful Offender System. In addition to treating incarcerated and paroled juveniles, DYC administers the S.B. 91-94 grant program intended to divert juveniles from detention and commitment or to reduce their length of stay. DYC maintains institutional centers and augments this capacity with contracts for community placements, secure placements, and detention placements. The reappropriated funds include Medicaid funds transferred from the Department of Health Care Policy and Financing (HCPF).

Division of Youth Corrections						
	Total Funds	General Fund	Cash Funds	Reappropriated Funds	Federal Funds	FTE
FY 2014-15 Appropriation	\$114,439,044	\$107,293,945	\$2,091,531	\$3,285,582	\$1,767,986	920.2
Long Bill supplemental	<u>729,233</u>	<u>729,233</u>	<u>0</u>	<u>0</u>	<u>0</u>	<u>23.8</u>
FY 2014-15 Adjusted Appropriation	\$115,168,277	\$108,023,178	\$2,091,531	\$3,285,582	\$1,767,986	944.0
<i>Changes from FY 2014-15 Appropriation</i>						
Senate Bill 94 programs increase	2,000,000	0	2,000,000	0	0	0.0
State-owned and -operated youth corrections facilities' staffing increases and caseload adjustments	1,407,745	1,545,559	0	(97,146)	(40,668)	51.2
Annualize prior year budget actions	1,729,255	1,725,047	0	4,208	0	0.0
Community provider rate	985,294	948,180	0	37,114	0	0.0
Oversight of medical care for youth in the child welfare and youth corrections systems	512,848	305,609	0	207,239	0	3.2
Electronic health record system for youth corrections	204,000	204,000	0	0	0	0.0
Food inflation	35,950	35,950	0	0	0	0.0
Annualize prior year legislation	(2,000,000)	0	(2,000,000)	0	0	0.0
Other	(4)	0	0	(4)	0	0.0
Total FY 2015-16 Long Bill Appropriation	\$120,043,365	\$112,787,523	\$2,091,531	\$3,436,993	\$1,727,318	998.4
\$ Change from prior year	\$4,875,088	\$4,764,345	\$0	\$151,411	(\$40,668)	54.4
% Change from prior year	4.2%	4.4%	0.0%	4.6%	(2.3%)	5.8%

Judicial Department

Department Description: The Judicial Department consists of the Supreme Court, the Court of Appeals, district courts, the Denver probate and juvenile courts, and all county courts except the Denver county court. The Judicial Department also supervises juvenile and adult offenders who are sentenced to probation, and it includes five independent agencies:

- The Office of the State Public Defender (OSPD) and the Office of Alternate Defense Counsel (OADC) both provide legal representation for indigent criminal defendants. Such cases are first assigned to the OSPD, and cases are referred to the OADC if the OSPD has an ethical conflict of interest.
- The Office of the Child's Representative oversees the provision of legal services to children entitled to legal representation at state expense, and is responsible for ensuring quality representation.
- The Office of the Respondent Parents' Counsel is a new independent agency charged with ensuring the provision and availability of high-quality legal representation for respondent parents involved in dependency and neglect proceedings.
- The Independent Ethics Commission provides advice and guidance on ethics-related matters concerning public officers, members of the General Assembly, local government officials, and government employees.

Judicial Department						
	Total Funds	General Fund	Cash Funds	Reappropriated Funds	Federal Funds	FTE
FY 2014-15 Appropriation	\$617,041,308	\$446,285,574	\$135,532,639	\$30,798,095	\$4,425,000	4,522.3
Long Bill supplemental	<u>1,300</u>	<u>0</u>	<u>1,300</u>	<u>0</u>	<u>0</u>	<u>0.0</u>
FY 2014-15 Adjusted Appropriation	\$617,042,608	\$446,285,574	\$135,533,939	\$30,798,095	\$4,425,000	4,522.3
<i>Changes from FY 2014-15 Appropriation</i>						
Move lease purchase payments to operating budget	21,543,903	0	21,543,903	0	0	0.0
Centrally appropriated line items	21,144,786	19,464,548	1,680,238	0	0	0.0
Courthouse capital and infrastructure maintenance	4,307,550	2,316,000	1,991,550	0	0	0.0
Network bandwidth and networking equipment	3,913,000	0	3,913,000	0	0	0.0
Probation supervisors and staff	2,712,610	2,681,860	30,750	0	0	22.9
Office of the Respondent Parents' Counsel	1,578,138	1,555,638	22,500	0	0	3.8
Informational funds adjustment	1,275,000	0	1,275,000	0	0	2.0
Reverse supplemental	716,741	718,041	(1,300)	0	0	0.0
Family violence justice grants	500,000	500,000	0	0	0	0.0
Self-represented litigant coordinators and family court facilitators	477,448	470,068	7,380	0	0	5.5
Regional trainers	279,587	275,897	3,690	0	0	2.8
Rate increase for mental health professionals	279,153	279,153	0	0	0	0.0
Per page rate increase for transcripts	226,800	226,800	0	0	0	0.0
Senior Judge Program	204,384	204,384	0	0	0	0.0
Appellate court FTE	195,716	193,256	2,460	0	0	1.8
Problem-solving courts FTE	183,040	179,658	3,382	0	0	2.8
Indirect cost assessment	120,691	0	118,447	2,244	0	0.0
OADC staff support	115,461	115,461	0	0	0	1.4

Judicial Department						
	Total Funds	General Fund	Cash Funds	Reappropriated Funds	Federal Funds	FTE
District attorney mandated costs	100,000	100,000	0	0	0	0.0
Recruitment and retention	93,230	92,000	1,230	0	0	0.9
Language access administration	80,094	78,864	1,230	0	0	0.9
Restorative justice coordinator	40,048	0	40,048	0	0	0.5
OCR FTE increase	38,928	38,928	0	0	0	1.5
OCR mandated costs	17,200	17,200	0	0	0	0.0
IEC legal services and operating	4,444	4,444	0	0	0	0.0
Fund source adjustment	0	(120,691)	(160,231)	280,922	0	0.0
Annualize prior year budget actions	(3,334,311)	(2,503,548)	(830,763)	0	0	1.3
Annualize prior year legislation	(2,993,547)	(4,317,146)	23,599	1,300,000	0	3.9
General Fund support of cash funds	(900,000)	8,500,000	(9,400,000)	0	0	0.0
Eliminate second FTE for IED	(84,161)	(84,161)	0	0	0	(1.0)
Other	130,861	121,471	0	9,390	0	0.0
Total FY 2015-16 Long Bill Appropriation	\$670,009,402	\$477,393,699	\$155,800,052	\$32,390,651	\$4,425,000	4,573.3
\$ Change from prior year	\$52,966,794	\$31,108,125	\$20,266,113	\$1,592,556	\$0	51.0
% Change from prior year	8.6%	7.0%	15.0%	5.2%	0.0%	1.1%

Description of Incremental Changes

Long Bill supplemental: The bill includes an increase of \$1,300 cash funds to authorize the Independent Ethics Commission to receive and spend a grant for equipment and streaming services.

Move lease purchase payments to operating budget: The bill moves lease purchase payment (certificates of participation) amounts that were previously appropriated in the capital construction section of the Long Bill into the operating budget.

Centrally appropriated line items: The bill includes adjustments to centrally appropriated line items for the following: state contributions for health, life, and dental benefits; merit pay; salary survey; short-term disability; supplemental state contributions to the Public Employees' Retirement Association (PERA) pension fund; vehicle lease payments; workers' compensation; legal services; payment to risk management and property funds; payments to the Governor's Office of Information Technology (OIT); and CORE operations.

Courthouse capital and infrastructure maintenance: The bill includes a total of \$4,307,550 (including \$2,316,000 General Fund) to fulfill the State's responsibility for court facility furnishings, information technology infrastructure and systems, and phone systems.

Network bandwidth and networking equipment: The bill includes \$3,913,000 cash funds from the Judicial Department Information Technology Cash Fund for network equipment upgrades, increased network bandwidth costs for court and probation locations across the state, and hardware and software needs throughout the Department.

Probation supervisors and staff: The bill includes a total of \$2,712,610 (primarily General Fund) to add 22.9 FTE to better align the ratio of probation supervisors and support staff to that of probation officers.

Office of the Respondent Parents' Counsel: The bill includes an increase of \$1,578,138 (primarily General Fund) and 3.8 FTE to establish a new independent office within the Judicial Branch to oversee the provision of legal representation for parents who are respondents in dependency and neglect cases as required by S.B. 14-203. [Please note that the Joint Budget Committee is sponsoring H.B. 15-1149, which modifies the timing of the implementation of this new office and reduces the General Fund appropriations required for FY 2015-16 by \$603,145.]

Informational funds adjustment: The bill includes an increase of \$1,275,000 cash funds and 2.0 FTE reflected in the Long Bill for informational purposes only.

Reverse supplemental: The bill reflects an increase of \$716,741 (primarily General Fund) to reverse several mid-year adjustments recently approved for FY 2014-15 that were one-time in nature.

Family violence justice grants: The bill includes an increase of \$500,000 General Fund for grants to organizations that provide legal advice, representation, and advocacy for indigent clients who are victims of family violence.

Self-represented litigant coordinators and family court facilitators: The bill includes a total of \$477,448 (primarily General Fund) and 5.5 FTE to add two self-represented litigant coordinators and four Family Court Facilitators within judicial districts.

Regional trainers: The bill includes \$279,587 (primarily General Fund) and 2.8 FTE to improve the quality and amount of training for trial court staff.

Rate increase for mental health professionals: The bill includes \$279,153 General Fund to cover the costs of increasing the maximum hourly compensation rate paid to expert witnesses and professionals who conduct mental health evaluations related to competency or sanity from \$100 to \$150.

Per page rate increase for transcripts: The bill includes \$226,800 General Fund to cover the costs of increasing the per-page compensation rate paid to court employees who prepare transcripts from \$2.75 to \$3.00.

Senior Judge Program: The bill includes \$204,384 General Fund to increase from 46 to 49 the number of retired judges available to cover sitting district and county court judges in case of disqualifications, vacations, sick leave, over-scheduled dockets, judicial training and education, and conflicts of interest.

Appellate court FTE: The bill includes a total of \$195,716 (primarily General Fund) and 1.8 FTE to add two staff to improve the efficiency and effectiveness of the Colorado Supreme Court and the Court of Appeals.

Problem-solving courts FTE: The bill includes a total of \$183,040 (primarily General Fund) and 2.8 FTE to permanently fund problem-solving court positions that were previously funded by a federal grant.

Indirect cost assessment: The bill includes a net increase in the department's indirect cost assessments.

OADC staff support: The bill includes \$115,461 General Fund and 1.4 FTE for the Office of the Alternate Defense Counsel to address workload increases.

District attorney mandated costs: The bill includes an increase of \$100,000 General Fund to reimburse district attorneys for costs incurred for prosecution of state matters.

Recruitment and retention: The bill includes \$93,230 (primarily General Fund) and 0.9 FTE to develop and implement a strategic approach to recruiting and retaining Department employees.

Language access administration: The bill includes \$80,094 (primarily General Fund) and 0.9 FTE to improve the quality of language access services provided by Department employees and external agencies.

Restorative justice coordinator: The bill includes \$40,048 cash funds from the Restorative Justice Cash Fund to increase the 0.5 FTE Restorative Justice Coordinator that was added through H.B. 13-1254 (Restorative justice) to a full-time position. The bill also transfers funding for this position from the Administration and Technology subsection to the Centrally Administered Programs subsection to consolidate funding for restorative justice programs.

OCR FTE increase: The bill includes \$38,928 General Fund to add 1.0 FTE administrative position in the Office of the Child's Representative's (OCR's) El Paso county *guardian ad litem* office and 0.5 FTE administrative position in the OCR's central office to address workload increases.

OCR mandated costs: The bill includes \$17,200 General Fund to cover OCR's costs of expert witnesses, discovery and reproduction services, transcripts, interpreter services outside the courtroom, and process servers.

IEC legal services and operating: The bill includes \$4,444 General Fund to allow the Independent Ethics Commission (IEC) to purchase a total of 1,800 hours of legal services and to cover one-time equipment costs.

Fund source adjustment: The bill includes a \$120,691 increase in the amount of total department indirect cost recoveries (reappropriated funds) that are applied to offset the need for General Fund in the Administration and Technology subsection. The bill also includes a shift of \$160,231 from cash funds to reappropriated funds to properly reflect the amount of leased space payments that will support the operations of the Carr Center.

Annualize prior year budget actions: The bill includes a number of changes to the out year impact of funding decisions made through the FY 2014-15 Long Bill including the following significant changes:

- Annualization of the FY 2014-15 salary survey and merit pay;
- A decrease of \$2,789,676 total funds, including \$2,690,913 General Fund and \$98,763 cash funds, to eliminate one-time funding for courthouse infrastructure and furnishings and capital outlay expenditures related to prior year budget actions;
- A decrease of \$732,000 cash funds to eliminate one-time funding to upgrade and increase network bandwidth capacity; and
- An increase of \$275,755 General Fund to provide a full 12 months of funding for the staff added in FY 2014-15.

Annualize prior year legislation: The bill includes a reduction of \$2,993,547 total funds for the second or subsequent year impact of legislation, including the following significant changes:

- A \$1,300,000 increase in the General Fund appropriation for H.B. 14-1096 (Underfunded Courthouse Facilities Grants), and a corresponding increase of the same amount from reappropriated funds to authorize expenditures from the cash fund created by the act;

- An increase of \$385,106 General Fund and 8.3 FTE and a decrease of \$6,401 cash funds for H.B. 14-1032 (Defense Counsel for Juvenile Offenders);
- The elimination of a one-time \$5,300,000 General Fund appropriation in S.B. 14-190 (Statewide Discovery Sharing System); and
- A reduction of \$541,792 General Fund and 5.0 FTE to eliminate temporary staff added to implement H.B. 11-1300 (Conservation Easements).

General Fund support of cash funds: The bill includes an increase of \$8.5 million General Fund and a decrease of \$9.4 million cash funds to maintain support for several programs that are affected by declining revenues in four cash funds.

Eliminate second FTE for IEC: The bill includes a reduction of \$84,161 General Fund and 1.0 FTE to eliminate funding for a second staff position for the Independent Ethics Commission (IEC) that is currently vacant. In addition, the bill consolidates multiple line items that support personnel-related expenses and operating expenses into a single line item appropriation.

Other: The bill includes other minor adjustments.

Summary of Changes by Long Bill Division

Summary Table for Judicial Department						
	Total Funds	General Fund	Cash Funds	Reappropriated Funds	Federal Funds	FTE
FY 2014-15 Appropriation	\$617,041,308	\$446,285,574	\$135,532,639	\$30,798,095	\$4,425,000	4,522.3
Long Bill supplemental	<u>1,300</u>	<u>0</u>	<u>1,300</u>	<u>0</u>	<u>0</u>	<u>0.0</u>
FY 2014-15 Adjusted Appropriation	\$617,042,608	\$446,285,574	\$135,533,939	\$30,798,095	\$4,425,000	4,522.3
<i>Changes from FY 2014-15 by Long Bill Division</i>						
Supreme Court/Court of Appeals	940,440	846,109	94,331	0	0	3.8
Courts Administration	37,625,749	13,471,263	22,571,320	1,583,166	0	7.1
Trial Courts	(1,123,273)	1,748,675	(2,871,948)	0	0	(1.1)
Probation and Related Services	4,870,456	4,419,246	451,210	0	0	22.9
Office of the State Public Defender	3,384,059	3,384,059	0	0	0	9.1
Office of the Alternate Defense Counsel	341,909	341,909	0	0	0	1.8
Office of the Child's Representative	196,569	187,179	0	9,390	0	1.5
Office of the Respondent Parents' Counsel	6,736,570	6,714,070	22,500	0	0	6.9
Independent Ethics Commission	(5,685)	(4,385)	(1,300)	0	0	(1.0)
Total FY 2015-16 Long Bill Appropriation	\$670,009,402	\$477,393,699	\$155,800,052	\$32,390,651	\$4,425,000	4,573.3
\$ Change from prior year	\$52,966,794	\$31,108,125	\$20,266,113	\$1,592,556	\$0	51.0
% Change from prior year	8.6%	7.0%	15.0%	5.2%	0.0%	1.1%

Appropriation Detail by Long Bill Division

Supreme Court/Court of Appeals: This section provides funding for the Colorado Supreme Court and the Colorado Court of Appeals. The Supreme Court is the court of last resort, and its decisions are binding on the Court of Appeals and all county and district courts. Requests to review decisions of the Court of Appeals constitute the majority of the Supreme Court's filings. The Supreme Court also has direct appellate jurisdiction over cases in which a statute has been held to be unconstitutional, cases involving the Public Utilities Commission, writs of habeas corpus, cases involving adjudication of water rights, summary proceedings initiated under the Elections Code, and prosecutorial appeals concerning search and seizure questions in pending criminal proceedings. The Supreme Court also oversees the regulation of attorneys and the practice of law. The Supreme Court is composed of seven justices who serve renewable 10-year terms. The Chief Justice, selected by the justices of the Court, is the executive head of the Department.

Created by statute, the Court of Appeals is generally the first court to hear appeals of judgments and orders in criminal, juvenile, civil, domestic relations, and probate matters. The Court of Appeals also has initial jurisdiction to review actions and decisions of several state agencies, boards, and commissions. Its determination of an appeal is final unless the Colorado Supreme Court agrees to review the matter. The Court of Appeals is currently composed of 22 judges who serve renewable 8-year terms.

Supreme Court/Court of Appeals						
	Total Funds	General Fund	Cash Funds	Reappropriated Funds	Federal Funds	FTE
FY 2014-15 Appropriation	\$23,871,408	\$12,459,286	\$11,349,001	\$63,121	\$0	211.5
<i>Changes from FY 2014-15 Appropriation</i>						
Annualize prior year budget actions	659,799	659,799	0	0	0	0.0
Appellate court FTE	186,310	186,310	0	0	0	1.8
Informational funds adjustment	50,000	0	50,000	0	0	2.0
Indirect cost assessment	44,331	0	44,331	0	0	0.0
Total FY 2015-16 Long Bill Appropriation	\$24,811,848	\$13,305,395	\$11,443,332	\$63,121	\$0	215.3
\$ Change from prior year	\$940,440	\$846,109	\$94,331	\$0	\$0	3.8
% Change from prior year	3.9%	6.8%	0.8%	0.0%	n/a	1.8%

Courts Administration: The Justices of the Supreme Court appoint a State Court Administrator to oversee the daily administration of the Department and provide technical and administrative support to the courts and probation. The Courts Administration section is comprised of four subsections: Administration and Technology; Central Appropriations; Centrally-administered Programs; and Ralph L. Carr Colorado Judicial Center.

Courts Administration						
	Total Funds	General Fund	Cash Funds	Reappropriated Funds	Federal Funds	FTE
FY 2014-15 Appropriation	\$157,179,355	\$85,246,812	\$62,832,747	\$9,099,796	\$0	418.2
<i>Changes from FY 2014-15 Appropriation</i>						
Administration and Technology	5,105,199	1,802,724	3,179,540	122,935	0	2.4
Central Appropriations	4,235,357	3,293,802	941,555	0	0	0.0
Centrally-administered Programs	6,731,232	3,374,737	2,056,495	1,300,000	0	4.7
Ralph L. Carr Colorado Judicial Center	21,553,961	5,000,000	16,393,730	160,231	0	0.0
Total FY 2015-16 Long Bill Appropriation	\$194,805,104	\$98,718,075	\$85,404,067	\$10,682,962	\$0	425.3
\$ Change from prior year	\$37,625,749	\$13,471,263	\$22,571,320	\$1,583,166	\$0	7.1
% Change from prior year	23.9%	15.8%	35.9%	17.4%	n/a	1.7%

Subsection Detail

Administration and Technology: This subsection provides funding and staff associated with central administration of the State's judicial system, including information technology systems and support.

Courts Administration, Administration and Technology						
	Total Funds	General Fund	Cash Funds	Reappropriated Funds	Federal Funds	FTE
FY 2014-15 Appropriation	\$28,565,836	\$15,019,439	\$11,469,899	\$2,076,498	\$0	231.0
<i>Changes from FY 2014-15 Appropriation</i>						
Network bandwidth and networking equipment	3,913,000	0	3,913,000	0	0	0.0
Annualize prior year budget actions	901,621	1,633,621	(732,000)	0	0	0.0
Regional trainers	265,478	265,478	0	0	0	2.8
Recruitment and retention	88,527	88,527	0	0	0	0.9
Indirect cost assessment	35,504	0	33,260	2,244	0	0.0
Fund source adjustment	0	(120,691)	0	120,691	0	0.0
Office of the Respondent Parents' Counsel	(64,211)	(64,211)	0	0	0	(0.8)
Restorative justice coordinator	(36,553)	0	(36,553)	0	0	(0.5)
Other	1,833	0	1,833	0	0	0.0
Total FY 2015-16 Long Bill Appropriation	\$33,671,035	\$16,822,163	\$14,649,439	\$2,199,433	\$0	233.4
\$ Change from prior year	\$5,105,199	\$1,802,724	\$3,179,540	\$122,935	\$0	2.4
% Change from prior year	17.9%	12.0%	27.7%	5.9%	n/a	1.0%

Central Appropriations: This subsection includes funding related to employee benefits, leased space, and services purchased from other agencies such as legal and technology services.

Courts Administration, Central Appropriations						
	Total Funds	General Fund	Cash Funds	Reappropriated Funds	Federal Funds	FTE
FY 2014-15 Appropriation	\$64,592,397	\$60,645,359	\$3,947,038	\$0	\$0	0.0
<i>Changes from FY 2014-15 Appropriation</i>						
Centrally appropriated line items	18,147,324	16,467,086	1,680,238	0	0	0.0
Probation supervisors and staff	417,091	417,091	0	0	0	0.0
Annualize prior year budget actions	(14,366,439)	(13,627,756)	(738,683)	0	0	0.0
Reverse supplemental	(79,444)	(79,444)	0	0	0	0.0
Other	116,825	116,825	0	0	0	0.0
Total FY 2015-16 Long Bill Appropriation	\$68,827,754	\$63,939,161	\$4,888,593	\$0	\$0	0.0
\$ Change from prior year	\$4,235,357	\$3,293,802	\$941,555	\$0	\$0	0.0
% Change from prior year	6.6%	5.4%	23.9%	n/a	n/a	n/a

Centrally-administered Programs: This subsection includes line items that support specific functions, grant programs, and distributions that are administered centrally through the State Court Administrator's Office.

Courts Administration, Centrally-administered Programs						
	Total Funds	General Fund	Cash Funds	Reappropriated Funds	Federal Funds	FTE
FY 2014-15 Appropriation	\$56,519,467	\$9,582,014	\$45,279,916	\$1,657,537	\$0	185.2
<i>Changes from FY 2014-15 Appropriation</i>						
Courthouse capital and infrastructure maintenance	4,307,550	2,316,000	1,991,550	0	0	0.0
Annualize prior year legislation	2,462,142	1,132,142	30,000	1,300,000	0	0.0
Informational funds adjustment	1,225,000	0	1,225,000	0	0	0.0
Reverse supplemental	600,000	600,000	0	0	0	0.0
Family violence justice grants	500,000	500,000	0	0	0	0.0
Senior Judge Program	204,384	204,384	0	0	0	0.0
Problem-solving courts FTE	183,040	179,658	3,382	0	0	2.8
Probation supervisors and staff	117,575	86,825	30,750	0	0	0.0
Language access administration	80,094	78,864	1,230	0	0	0.9
Restorative justice coordinator	76,601	0	76,601	0	0	1.0
Self-represented litigant coordinators and family court facilitators	28,218	20,838	7,380	0	0	0.0
Regional trainers	14,109	10,419	3,690	0	0	0.0

Courts Administration, Centrally-administered Programs						
	Total Funds	General Fund	Cash Funds	Reappropriated Funds	Federal Funds	FTE
Appellate court FTE	9,406	6,946	2,460	0	0	0.0
Recruitment and retention	4,703	3,473	1,230	0	0	0.0
Annualize prior year budget actions	(2,184,570)	(2,267,792)	83,222	0	0	0.0
General Fund support of cash funds	(900,000)	500,000	(1,400,000)	0	0	0.0
Other	2,980	2,980	0	0	0	0.0
Total FY 2015-16 Long Bill Appropriation	\$63,250,699	\$12,956,751	\$47,336,411	\$2,957,537	\$0	189.9
\$ Change from prior year	\$6,731,232	\$3,374,737	\$2,056,495	\$1,300,000	\$0	4.7
% Change from prior year	11.9%	35.2%	4.5%	78.4%	n/a	2.5%

Ralph L. Carr Colorado Judicial Center: This subsection includes funding for the operations of the Carr Center.

Courts Administration, Ralph L. Carr Colorado Judicial Center						
	Total Funds	General Fund	Cash Funds	Reappropriated Funds	Federal Funds	FTE
FY 2014-15 Appropriation	\$7,501,655	\$0	\$2,135,894	\$5,365,761	\$0	2.0
<i>Changes from FY 2014-15 Appropriation</i>						
Move lease purchase payments to operating budget	21,543,903	0	21,543,903	0	0	0.0
Annualize prior year budget actions	10,058	0	10,058	0	0	0.0
General Fund support of cash funds	0	5,000,000	(5,000,000)	0	0	0.0
Fund source adjustment	0	0	(160,231)	160,231	0	0.0
Total FY 2015-16 Long Bill Appropriation	\$29,055,616	\$5,000,000	\$18,529,624	\$5,525,992	\$0	2.0
\$ Change from prior year	\$21,553,961	\$5,000,000	\$16,393,730	\$160,231	\$0	0.0
% Change from prior year	287.3%	n/a	767.5%	3.0%	n/a	0.0%

Trial Courts: State trial courts include district courts in 22 judicial districts, water courts, and county courts. District courts preside over felony criminal matters, civil claims, juvenile matters, probate, mental health, and divorce proceedings. In addition, district courts handle appeals from municipal and county courts, and review decisions of administrative boards and agencies. Within the district court system, the General Assembly has established seven water divisions, one for each river basin. Water courts have exclusive jurisdiction over cases involving the determination of water rights and the use and administration of water. The General Assembly establishes judicial districts and the number of judges for each district in statute; district court judges serve renewable six-year terms.

County courts have limited jurisdiction, handling civil actions involving no more than \$15,000, misdemeanor cases, civil and criminal traffic infractions, and felony complaints. County courts also issue search warrants and protection orders in cases involving domestic violence. In addition, county courts handle appeals from municipal courts. The General Assembly establishes the number of judges for each county in statute; these judges serve renewable four-year terms.

Trial Courts						
	Total Funds	General Fund	Cash Funds	Reappropriated Funds	Federal Funds	FTE
FY 2014-15 Appropriation	\$162,155,479	\$125,935,505	\$33,044,974	\$1,550,000	\$1,625,000	1,861.0
<i>Changes from FY 2014-15 Appropriation</i>						
Annualize prior year budget actions	9,055,985	8,921,532	134,453	0	0	0.0
Self-represented litigant coordinators and family court facilitators	449,230	449,230	0	0	0	5.5
Rate increase for mental health professionals	126,972	126,972	0	0	0	0.0
District attorney mandated costs	100,000	100,000	0	0	0	0.0
Per-page rate increase for transcripts	39,431	39,431	0	0	0	0.0
General Fund support of cash funds	0	3,000,000	(3,000,000)	0	0	0.0
Annualize prior year legislation	(5,808,881)	(5,802,480)	(6,401)	0	0	(4.3)
Office of the Respondent Parents' Counsel	(5,096,221)	(5,096,221)	0	0	0	(2.3)
Other	10,211	10,211	0	0	0	0.0
Total FY 2015-16 Long Bill Appropriation	\$161,032,206	\$127,684,180	\$30,173,026	\$1,550,000	\$1,625,000	1,859.9
\$ Change from prior year	(\$1,123,273)	\$1,748,675	(\$2,871,948)	\$0	\$0	(1.1)
% Change from prior year	(0.7%)	1.4%	(8.7%)	0.0%	0.0%	(0.1%)

Probation and Related Services: Persons convicted of certain offenses are eligible to apply to the court for probation. An offender on probation serves a sentence in the community under the supervision of a probation officer, subject to conditions imposed by the court. A breach of any imposed condition may result in revocation or modification of probation, or incarceration. Managed by the Chief Probation Officer in each judicial district, employees prepare assessments and provide pre-sentence investigation services to the courts, supervise adult and juvenile offenders sentenced to community programs, and provide notification and support services to victims.

Probation and Related Services						
	Total Funds	General Fund	Cash Funds	Reappropriated Funds	Federal Funds	FTE
FY 2014-15 Appropriation	\$136,015,775	\$85,014,680	\$28,115,917	\$20,085,178	\$2,800,000	1,220.0
<i>Changes from FY 2014-15 Appropriation</i>						
Annualize prior year budget actions	2,663,553	2,251,366	412,187	0	0	0.0
Probation supervisors and staff	2,177,944	2,177,944	0	0	0	22.9
Indirect cost assessment	40,856	0	40,856	0	0	0.0
Other	(11,897)	(10,064)	(1,833)	0	0	0.0
Total FY 2015-16 Long Bill Appropriation	\$140,886,231	\$89,433,926	\$28,567,127	\$20,085,178	\$2,800,000	1,242.9
\$ Change from prior year	\$4,870,456	\$4,419,246	\$451,210	\$0	\$0	22.9
% Change from prior year	3.6%	5.2%	1.6%	0.0%	0.0%	1.9%

Office of the State Public Defender: The Office of the State Public Defender (OSPD) is an independent agency that provides legal representation for indigent defendants who are facing the possibility of incarceration. The OSPD is comprised of a central administrative office, an appellate office, and 21 regional trial offices.

Office of the State Public Defender						
	Total Funds	General Fund	Cash Funds	Reappropriated Funds	Federal Funds	FTE
FY 2014-15 Appropriation	\$83,255,824	\$83,105,824	\$150,000	\$0	\$0	773.1
<i>Changes from FY 2014-15 Appropriation</i>						
Centrally appropriated line items	2,758,715	2,758,715	0	0	0	0.0
Annualize prior year legislation	312,113	312,113	0	0	0	7.8
Per-page rate increase for transcripts	150,712	150,712	0	0	0	0.0
Reverse supplemental	122,399	122,399	0	0	0	0.0
Rate increase for mental health professionals	114,438	114,438	0	0	0	0.0
Annualize prior year budget actions	(74,318)	(74,318)	0	0	0	1.3
Total FY 2015-16 Long Bill Appropriation	\$86,639,883	\$86,489,883	\$150,000	\$0	\$0	782.2
\$ Change from prior year	\$3,384,059	\$3,384,059	\$0	\$0	\$0	9.1
% Change from prior year	4.1%	4.1%	0.0%	n/a	n/a	1.2%

Office of the Alternate Defense Counsel: The Office of Alternate Defense Counsel (OADC) is an independent agency that provides legal representation for indigent defendants in criminal and juvenile delinquency cases in which the Office of the State Public Defender is precluded from doing so because of an ethical conflict of interest. The OADC provides legal representation by contracting with licensed attorneys and investigators.

Office of the Alternate Defense Counsel						
	Total Funds	General Fund	Cash Funds	Reappropriated Funds	Federal Funds	FTE
FY 2014-15 Appropriation	\$29,721,082	\$29,681,082	\$40,000	\$0	\$0	9.1
<i>Changes from FY 2014-15 Appropriation</i>						
OADC staff support	115,461	115,461	0	0	0	1.4
Centrally appropriated line items	111,127	111,127	0	0	0	0.0
Annualize prior year legislation	41,079	41,079	0	0	0	0.4
Rate increase for mental health professionals	37,743	37,743	0	0	0	0.0
Per-page rate increase for transcripts	36,499	36,499	0	0	0	0.0
Total FY 2015-16 Long Bill Appropriation	\$30,062,991	\$30,022,991	\$40,000	\$0	\$0	10.9
\$ Change from prior year	\$341,909	\$341,909	\$0	\$0	\$0	1.8
% Change from prior year	1.2%	1.2%	0.0%	n/a	n/a	19.8%

Office of the Child's Representative: The Office of the Child's Representative (OCR) is an independent agency that is responsible for ensuring the provision of uniform, high-quality legal representation and non-legal advocacy to children involved in judicial proceedings. Generally, this includes representing children involved in the court system due to abuse or neglect, delinquency, truancy, high conflict divorce, alcohol or drug abuse, mental health issues, and probate matters.

Office of the Child's Representative						
	Total Funds	General Fund	Cash Funds	Reappropriated Funds	Federal Funds	FTE
FY 2014-15 Appropriation	\$24,490,292	\$24,490,292	\$0	\$0	\$0	27.4
<i>Changes from FY 2014-15 Appropriation</i>						
Centrally appropriated line items	129,374	129,374	0	0	0	0.0
OCR FTE increase	38,928	38,928	0	0	0	1.5
OCR mandated costs	17,200	17,200	0	0	0	0.0
Per-page rate increase for transcripts	158	158	0	0	0	0.0
Other	10,909	1,519	0	9,390	0	0.0

Office of the Child's Representative						
	Total Funds	General Fund	Cash Funds	Reappropriated Funds	Federal Funds	FTE
Total FY 2015-16 Long Bill Appropriation	\$24,686,861	\$24,677,471	\$0	\$9,390	\$0	28.9
\$ Change from prior year	\$196,569	\$187,179	\$0	\$9,390	\$0	1.5
% Change from prior year	0.8%	0.8%	n/a	n/a	n/a	5.5%

Office of the Respondent Parents' Counsel: The Office of the Respondent Parents' Counsel is a new independent agency charged with ensuring the provision and availability of high-quality legal representation for indigent respondent parents involved in dependency and neglect proceedings.

Office of the Respondent Parents' Counsel						
	Total Funds	General Fund	Cash Funds	Reappropriated Funds	Federal Funds	FTE
FY 2014-15 Appropriation	\$0	\$0	\$0	\$0	\$0	0.0
<i>Changes from FY 2014-15 Appropriation</i>						
Office of the Respondent Parents' Counsel	6,738,570	6,716,070	22,500	0	0	6.9
Centrally appropriated line items	(2,000)	(2,000)	0	0	0	0.0
Total FY 2015-16 Long Bill Appropriation	\$6,736,570	\$6,714,070	\$22,500	\$0	\$0	6.9
\$ Change from prior year	\$6,736,570	\$6,714,070	\$22,500	\$0	\$0	6.9
% Change from prior year	n/a	n/a	n/a	n/a	n/a	n/a

Independent Ethics Commission: The Independent Ethics Commission is an independent agency that is responsible for providing advice and guidance on ethics-related matters concerning public officers, members of the General Assembly, local government officials, or government employees.

Independent Ethics Commission						
	Total Funds	General Fund	Cash Funds	Reappropriated Funds	Federal Funds	FTE
FY 2014-15 Appropriation	\$352,093	\$352,093	\$0	\$0	\$0	2.0
Long Bill supplemental	<u>1,300</u>	<u>0</u>	<u>1,300</u>	<u>0</u>	<u>0</u>	<u>0.0</u>
FY 2014-15 Adjusted Appropriation	\$353,393	\$352,093	\$1,300	\$0	\$0	2.0

Independent Ethics Commission						
	Total Funds	General Fund	Cash Funds	Reappropriated Funds	Federal Funds	FTE
<i>Changes from FY 2014-15 Appropriation</i>						
Reverse supplemental	73,786	75,086	(1,300)	0	0	0.0
IEC legal services and operating	4,444	4,444	0	0	0	0.0
Centrally appropriated line items	246	246	0	0	0	0.0
Eliminate second FTE for IEC	(84,161)	(84,161)	0	0	0	(1.0)
Total FY 2015-16 Long Bill Appropriation	\$347,708	\$347,708	\$0	\$0	\$0	1.0
\$ Change from prior year	(\$5,685)	(\$4,385)	(\$1,300)	\$0	\$0	(1.0)
% Change from prior year	(1.6%)	(1.2%)	(100.0%)	n/a	n/a	(50.0%)

Department of Labor and Employment

Department Description: The Department is divided into the following six divisions:

1. The Executive Director's Office is responsible for providing common services to all divisions.
2. The Division of Unemployment Insurance is responsible for the administration and integrity of Colorado's unemployment insurance programs.
3. The Division of Employment and Training is responsible for administration of the workforce development program, state operated one-stop centers, and research and analysis of Colorado's employment trends.
4. The Division of Labor is responsible for ensuring employer compliance with state and federal employment laws.
5. The Division of Oil and Public Safety is responsible for the inspection of boilers, conveyances, amusement park and carnival rides, distribution centers of petroleum products, and storage sites for explosive materials. Additionally, the division monitors the clean-up of leaking underground storage tanks.
6. The Division of Workers' Compensation is responsible for enforcing workers' compensation laws and for the administration of the Major Medical Insurance and Subsequent Injury Funds.

Department of Labor and Employment						
	Total Funds	General Fund	Cash Funds	Reappropriated Funds	Federal Funds	FTE
FY 2014-15 Appropriation	\$167,508,765	\$661,690	\$66,168,686	\$650,740	\$100,027,649	1,016.5
<i>Changes from FY 2014-15 Appropriation</i>						
Unemployment insurance automation initiatives	6,565,464	0	6,565,464	0	0	0.0
Centrally appropriated line items	2,405,671	1,657,577	661,525	484,624	(398,055)	0.0
Annualize prior year budget actions	2,157,922	(21,547)	936,381	4,183	1,238,905	0.0
Annualize prior year legislation	408,671	400,874	7,797	0	0	7.0
Indirect cost assessment	(135,378)	0	(88,083)	0	(47,295)	0.0
Total FY 2015-16 Long Bill Appropriation	\$178,911,115	\$2,698,594	\$74,251,770	\$1,139,547	\$100,821,204	1,023.5
\$ Change from prior year	\$11,402,350	\$2,036,904	\$8,083,084	\$488,807	\$793,555	7.0
% Change from prior year	6.8%	307.8%	12.2%	75.1%	0.8%	0.7%

Description of Incremental Changes

Unemployment insurance automation initiatives: The bill includes an increase of \$6,565,464 cash funds for the Department to continue its efforts leading a multi-state consortium that is developing a comprehensive system for unemployment insurance benefits and premiums. The system is scheduled to be fully deployed by December 2016 with the appropriation provided in the bill. The bill includes a footnote that identifies this

appropriation as being available until the end of FY 2016-17 to ensure the vendor can be paid only once all milestones are completed.

Centrally appropriated line items: The bill includes adjustments to centrally appropriated line items for the following: state contributions for health, life, and dental benefits; merit pay; salary survey; short-term disability; supplemental state contributions to the Public Employees' Retirement Association (PERA) pension fund; shift differential; vehicle lease payments; workers' compensation; legal services; administrative law judges; payment to risk management and property funds; Capitol complex leased space; and payments to the Governor's Office of Information Technology (OIT), and CORE operations.

Annualize prior year budget actions: The bill includes a number of changes to the out year impact of funding decisions made through the FY 2014-15 Long Bill including annualization of the FY 2014-15 salary survey and merit pay.

Annualize prior year legislation: The bill includes an increase of \$408,671 total funds, including \$400,874 General Fund, for the second or third year impact of legislation. Changes include the following:

- Increase of \$343,187 General Fund to administer S.B. 14-015 (Hospitality Education Grant Program);
- Increase of \$70,187, including \$12,500 General Fund, for S.B. 14-005 (Wage Protection Act); and
- Elimination of one-time \$4,703 cash funds appropriation in H.B. 13-1110 (Special Fuel Tax & Electric Vehicle Fee).

Indirect cost assessment: The bill includes a decrease in the Department's statewide indirect cost assessment.

Summary of Changes by Long Bill Division

Summary Table for Department of Labor and Employment						
	Total Funds	General Fund	Cash Funds	Reappropriated Funds	Federal Funds	FTE
FY 2014-15 Appropriation	\$167,508,765	\$661,690	\$66,168,686	\$650,740	\$100,027,649	1,016.5
<i>Changes from FY 2014-15 by Long Bill Division</i>						
Executive Director's Office	1,713,197	1,649,874	(60,147)	484,624	(361,154)	0.0
Division of Unemployment Insurance	7,671,214	0	6,797,435	0	873,779	0.0
Division of Employment and Training	781,182	343,187	152,882	4,183	280,930	0.0
Division of Labor	87,142	43,843	43,299	0	0	7.0
Division of Oil and Public Safety	147,414	0	147,414	0	0	0.0
Division of Workers' Compensation	1,002,201	0	1,002,201	0	0	0.0
Total FY 2015-16 Long Bill Appropriation	\$178,911,115	\$2,698,594	\$74,251,770	\$1,139,547	\$100,821,204	1,023.5
\$ Change from prior year	\$11,402,350	\$2,036,904	\$8,083,084	\$488,807	\$793,555	7.0
% Change from prior year	6.8%	307.8%	12.2%	75.1%	0.8%	0.7%

Appropriation Detail by Long Bill Division

Executive Director's Office: The Executive Director's Office provides funding for common services to all divisions including legal services and information technology services. Additionally, the Office provides support services to all divisions including budgeting, accounting, and human resources.

Executive Director's Office						
	Total Funds	General Fund	Cash Funds	Reappropriated Funds	Federal Funds	FTE
FY 2014-15 Appropriation	\$41,283,259	\$77,567	\$19,783,064	\$157,006	\$21,265,622	99.9
<i>Changes from FY 2014-15 Appropriation</i>						
Centrally appropriated line items	1,631,903	1,657,577	(112,243)	484,624	(398,055)	0.0
Annualize prior year budget actions	200,038	(24,337)	140,179	0	84,196	0.0
Annualize prior year legislation	16,634	16,634	0	0	0	0.0
Indirect cost assessment	(135,378)	0	(88,083)	0	(47,295)	0.0
Total FY 2015-16 Long Bill Appropriation	\$42,996,456	\$1,727,441	\$19,722,917	\$641,630	\$20,904,468	99.9
\$ Change from prior year	\$1,713,197	\$1,649,874	(\$60,147)	\$484,624	(\$361,154)	0.0
% Change from prior year	4.1%	2,127.0%	(0.3%)	308.7%	(1.7%)	0.0%

Division of Unemployment Insurance: The Unemployment Insurance Programs (UI Programs) provide temporary benefits to individuals who have lost their job through no fault of their own. Responsibilities of the UI Programs including collecting taxes from employers, paying benefits to individuals, conducting employer tax audits, operating a call center, and processing claimants' appeal applications. Included in the UI Programs is the UI Fraud Program which identifies, investigates and prosecutes unqualified individuals who receive UI benefits and employers who fail to pay UI premiums and taxes.

Division of Unemployment Insurance						
	Total Funds	General Fund	Cash Funds	Reappropriated Funds	Federal Funds	FTE
FY 2014-15 Appropriation	\$38,213,467	\$0	\$10,109,784	\$0	\$28,103,683	479.1
<i>Changes from FY 2014-15 Appropriation</i>						
Unemployment insurance automation initiatives	6,565,464	0	6,565,464	0	0	0.0
Annualize prior year budget actions	1,105,750	0	231,971	0	873,779	0.0
Total FY 2015-16 Long Bill Appropriation	\$45,884,681	\$0	\$16,907,219	\$0	\$28,977,462	479.1
\$ Change from prior year	\$7,671,214	\$0	\$6,797,435	\$0	\$873,779	0.0
% Change from prior year	20.1%	n/a	67.2%	n/a	3.1%	0.0%

Division of Employment and Training: The Division of Employment and Training administers two programs: (1) Employment and Training Programs, and (2) Labor Market Information.

Employment and Training Programs: The services offered to job seekers by the Employment and Training Programs include job search assistance, additional job training, and classes to improve interview and resume skills. These services are offered through one-stop centers which can be run by either the State or a county. Services are also offered to employers seeking qualified candidates. Funding for these programs consists of cash funds, primarily from the Employment Support Fund, and federal funds primarily from the Workforce Investment Act and Trade Adjustment Act.

Labor Market Information: Labor Market Information (LMI) provides information on long-term employment trends across the state, monthly unemployment numbers, and job growth information. LMI collaborates with one-stop centers to provide relevant training classes in fields that have potential long-term growth in Colorado.

Division of Employment and Training						
	Total Funds	General Fund	Cash Funds	Reappropriated Funds	Federal Funds	FTE
FY 2014-15 Appropriation	\$60,747,428	\$56,665	\$10,267,424	\$474,416	\$49,948,923	239.7
<i>Changes from FY 2014-15 Appropriation</i>						
Annualize prior year budget actions	437,995	0	152,882	4,183	280,930	0.0
Annualize prior year legislation	343,187	343,187	0	0	0	0.0
Total FY 2015-16 Long Bill Appropriation	\$61,528,610	\$399,852	\$10,420,306	\$478,599	\$50,229,853	239.7
\$ Change from prior year	\$781,182	\$343,187	\$152,882	\$4,183	\$280,930	0.0
% Change from prior year	1.3%	605.6%	1.5%	0.9%	0.6%	n/a

Division of Labor: The Division ensures compliance with Colorado's wage, youth, and labor laws, and facilitates labor dispute resolution and mediation. The Division of Labor is funded from the Employment Support Fund and the Employment Verification Cash Fund.

Division of Labor						
	Total Funds	General Fund	Cash Funds	Reappropriated Funds	Federal Funds	FTE
FY 2014-15 Appropriation	\$1,753,636	\$527,458	\$1,226,178	\$0	\$0	18.8
<i>Changes from FY 2014-15 Appropriation</i>						
Annualize prior year legislation	53,553	41,053	12,500	0	0	7.0
Annualize prior year budget actions	33,589	2,790	30,799	0	0	0.0
Total FY 2015-16 Long Bill Appropriation	\$1,840,778	\$571,301	\$1,269,477	\$0	\$0	25.8

Division of Labor						
	Total Funds	General Fund	Cash Funds	Reappropriated Funds	Federal Funds	FTE
\$ Change from prior year	\$87,142	\$43,843	\$43,299	\$0	\$0	7.0
% Change from prior year	5.0%	8.3%	3.5%	n/a	n/a	37.2%

Division of Oil and Public Safety: This Division is comprised of the Public Safety Unit (PSU) and the Office of the State Oil Inspector (Inspector). The PSU conducts inspections of all boilers and pressure vessels in commercial and multi-unit residential buildings; regulates the distribution and storage of petroleum products; regulates the remediation of contamination caused by leaking underground storage tanks; enforces statutory requirements pertaining to carnival and amusement park rides; licenses conveyances, conveyance inspectors and mechanics; and regulates and monitors proper storage of explosives. The Inspector is responsible for monitoring and expediting the clean-up of leaking petroleum storage tanks and monitoring the sale and distribution of petroleum products. Cash funds are primarily from the Petroleum Storage Tank Fund and the Boiler Inspection Fund. Reappropriated funds are from the Department of Public Health and Environment.

Division of Oil and Public Safety						
	Total Funds	General Fund	Cash Funds	Reappropriated Funds	Federal Funds	FTE
FY 2014-15 Appropriation	\$5,634,101	\$0	\$4,905,362	\$19,318	\$709,421	68.0
<i>Changes from FY 2014-15 Appropriation</i>						
Annualize prior year budget actions	152,117	0	152,117	0	0	0.0
Annualize prior year legislation	(4,703)	0	(4,703)	0	0	0.0
Total FY 2015-16 Long Bill Appropriation	\$5,781,515	\$0	\$5,052,776	\$19,318	\$709,421	68.0
\$ Change from prior year	\$147,414	\$0	\$147,414	\$0	\$0	0.0
% Change from prior year	2.6%	n/a	3.0%	0.0%	0.0%	0.0%

Division of Workers' Compensation: The Division of Workers' Compensation is comprised of five major sections: customer service, dispute resolution, medical cost containment, employer services, and special funds.

- The customer service unit provides administrative oversight of injury claims to assure compliance with all benefit and reporting requirements. This unit provides information and technical assistance and audits insurers' claims handling practices.
- The dispute resolution unit provides mediation, arbitration, pre-hearing, and settlement services to ensure frequently contested issues are resolved quickly without administrative hearings and/or litigation.
- The medical cost containment unit oversees the programs intended to ensure that medical services for workers' compensation claims are provided in a cost-effective manner.

- The employer services section administers the self-insurance and premium cost-containment programs, and ensures employer compliance with workers' compensation coverage requirements.
- The special funds section administers two large insurance programs: the Major Medical Insurance Fund (MMIF) and Subsequent Injury Fund (SIF). The MMIF covers the medical expenses in excess of \$20,000 of an injured worker who sustained catastrophic injuries between July 1971 and June 1981. The Subsequent Injury Fund covers an injured worker's medical expenses from a second workplace injury resulting in permanent disability, or up to \$10,000 of a worker's medical expenses from a second or subsequent exposure to certain occupational materials. The SIF covers injuries that occurred prior to April 1994.

Division of Workers' Compensation						
	Total Funds	General Fund	Cash Funds	Reappropriated Funds	Federal Funds	FTE
FY 2014-15 Appropriation	\$19,876,874	\$0	\$19,876,874	\$0	\$0	111.0
<i>Changes from FY 2014-15 Appropriation</i>						
Centrally appropriated line items	773,768	0	773,768	0	0	0.0
Annualize prior year budget actions	228,433	0	228,433	0	0	0.0
Total FY 2015-16 Long Bill Appropriation	\$20,879,075	\$0	\$20,879,075	\$0	\$0	111.0
\$ Change from prior year	\$1,002,201	\$0	\$1,002,201	\$0	\$0	0.0
% Change from prior year	5.0%	n/a	5.0%	n/a	n/a	0.0

Department of Law

Department Description: The Attorney General is one of five independently elected constitutional officers of the State, whose powers and duties are prescribed by the General Assembly. As the chief executive officer of the Department of Law, the Attorney General represents and defends the legal interests of the people of the State of Colorado and serves as the legal counsel and advisor to all state agencies. The Department works concurrently with Colorado's 22 district attorneys and with other local, state, and federal law enforcement authorities to carry out its criminal justice responsibilities and represents the State in criminal appeals. In addition, the Department investigates and prosecutes Medicaid provider fraud and patient abuse, as well as securities, insurance, and workers' compensation fraud. Finally, the Department has primary authority for enforcement of consumer protection laws, antitrust laws, and certain natural resource and environmental laws.

Department of Law						
	Total Funds	General Fund	Cash Funds	Reappropriated Funds	Federal Funds	FTE
FY 2014-15 Appropriation	\$74,767,926	\$13,575,405	\$15,578,104	\$43,867,145	\$1,747,272	469.0
<i>Changes from FY 2014-15 Appropriation</i>						
Centrally appropriated line items	2,927,561	957,173	178,106	1,734,009	58,273	0.2
Office of Community Engagement	221,405	221,405	0	0	0	1.8
Provision of legal services	176,044	0	0	176,044	0	6.7
CP & AT operating and litigation	167,823	64,547	83,911	19,365	0	0.0
Legislative liaison	101,205	0	0	101,205	0	1.0
CORA and open meetings attorney	87,635	87,635	0	0	0	0.9
Tobacco litigation legal assistant	80,389	0	80,389	0	0	1.0
Half-time contract administrator	48,956	0	0	48,956	0	0.0
Move POST FTE to Administration	46,935	0	0	46,935	0	0.0
Annualize prior year legislation	36,886	9,195	141,959	(114,268)	0	0.1
Fund source adjustments	0	190,445	(852,588)	662,143	0	0.0
Reverse supplemental	(877,595)	(41,105)	(1,525)	(836,104)	1,139	(4.6)
Annualize prior year budget actions	(414,216)	(101,076)	(394,234)	81,249	(155)	0.1
Indirect cost assessment	(102,435)	0	982,039	(1,071,822)	(12,652)	0.0
Change in anticipated grant funding	(11,100)	0	0	(11,100)	0	(0.5)
Other	0	0	0	0	0	0.4
Total FY 2015-16 Long Bill Appropriation	\$77,257,419	\$14,963,624	\$15,796,161	\$44,703,757	\$1,793,877	476.1
\$ Change from prior year	\$2,489,493	\$1,388,219	\$218,057	\$836,612	\$46,605	7.1
% Change from prior year	3.3%	10.2%	1.4%	1.9%	2.7%	1.5%

Description of Incremental Changes

Centrally appropriated line items: The bill includes adjustments to centrally appropriated line items for the following: state contributions for health, life, and dental benefits; merit pay; salary survey; short-term disability; supplemental state contributions to the Public Employees' Retirement Association (PERA) pension fund; vehicle lease payments; workers' compensation; legal services; payment to risk management and property

funds; Ralph L. Carr Colorado Judicial Center leased space; payments to the Governor's Office of Information Technology (OIT); and CORE operations.

Office of Community Engagement: The bill includes an increase of \$221,405 General Fund and 1.8 FTE to establish an Office of Community Engagement within the Department.

Provision of legal services: The bill reflects an increase to meet state agencies' anticipated demand for legal services in FY 2015-16.

CP & AT operating and litigation: The bill includes an increase of \$167,823 total funds to: (1) support the litigation expenses and annual operating expenses of the Consumer Protection and Antitrust line item; and (2) to better align fund sources with anticipated costs.

Legislative liaison: The bill includes an increase of \$101,205 reappropriated funds to allow the Department to hire a legislative liaison following a restructuring of the Attorney General's senior staff.

CORA and open meetings attorney: The bill includes an increase of \$87,635 General Fund and 0.9 FTE to allow the Department to add an attorney specifically focused on the Colorado Open Records Act (CORA) and Open Meetings Law (OML) in response to an increasing CORA-related workload and a need to improve consistency among state agencies.

Tobacco litigation legal assistant: The bill includes an increase of \$80,389 cash funds from the Tobacco Settlement Defense Account and 1.0 FTE to support a legal assistant for the Tobacco Litigation Program.

Half-time contract administrator: The bill includes an increase of \$48,956 reappropriated funds to hire a half-time contract administrator in response to increasing contract-related workload.

Move POST FTE to Administration: The bill reflects an increase of \$46,935 reappropriated funds to move 0.4 FTE currently appropriated to the P.O.S.T. Board into the Administration section and support that position with indirect cost recoveries rather than P.O.S.T. Board cash funds.

Annualize prior year legislation: The bill includes an increase of \$36,886 total funds for the second year impact of legislation passed during the 2014 Session.

Fund source adjustments: The bill includes increases in General Fund and reappropriated funds that are offset by reductions in cash funds, largely associated with anticipated indirect cost recoveries.

Reverse supplemental: The bill reflects a reduction of \$877,595 total funds to eliminate funding provided through the FY 2014-15 supplemental bill, primarily for legal services provided to other agencies.

Annualize prior year budget actions: The bill includes adjustments related to prior year budget actions, primarily driven by the elimination of funding for Lowry Range litigation expenses, as that case has concluded and appropriations are not needed in FY 2015-16.

Indirect cost assessment: The bill includes a net decrease in the Department's indirect cost assessment.

Change in anticipated grant funding: The bill reflects an anticipated net decrease of \$11,100 in grant funds from the Department of Public Safety, including an increase of \$3,803 for victims' assistance efforts supported by a grant from the Victims Assistance and Law Enforcement (VALE) Fund and a decrease of \$14,903

associated with efforts to investigate and prosecute multi-jurisdictional auto theft. The bill includes a reduction of 0.5 FTE associated with auto theft prevention efforts to reflect the Department's current staffing levels.

Other: The bill includes other minor adjustments.

Summary of Changes by Long Bill Division

Summary Table for Department of Law						
	Total Funds	General Fund	Cash Funds	Reappropriated Funds	Federal Funds	FTE
FY 2014-15 Appropriation	\$74,767,926	\$13,575,405	\$15,578,104	\$43,867,145	\$1,747,272	469.0
<i>Changes from FY 2014-15 by Long Bill Division</i>						
Administration	2,704,831	1,228,194	83,688	1,370,960	21,989	7.3
Legal Services to State Agencies	(274,160)	0	102,992	(377,152)	0	2.0
Criminal Justice and Appellate	(26,385)	(50,985)	180,322	(180,338)	24,616	(4.3)
Water and Natural Resources	1,142	1,363	(604)	383	0	0.0
Consumer Protection	368,237	101,419	244,059	22,759	0	1.2
Special Purpose	(284,172)	108,228	(392,400)	0	0	0.9
Total FY 2015-16 Long Bill Appropriation	\$77,257,419	\$14,963,624	\$15,796,161	\$44,703,757	\$1,793,877	476.1
\$ Change from prior year	\$2,489,493	\$1,388,219	\$218,057	\$836,612	\$46,605	7.1
% Change from prior year	3.3%	10.2%	1.4%	1.9%	2.7%	1.5%

Appropriation Detail by Long Bill Division

Administration: This section includes funding for the Attorney General, the Solicitor General, and other management staff, as well as the Department's human resources, accounting/budgeting, information technology, and legal support services units. These units are supported by General Fund and indirect cost recoveries. This section also includes central appropriations for the entire Department, including funding for employee benefits, facilities, vehicles, and information technology. These central appropriations reflect the same funding sources that support each section within the Department.

Administration						
	Total Funds	General Fund	Cash Funds	Reappropriated Funds	Federal Funds	FTE
FY 2014-15 Appropriation	\$14,938,401	\$3,015,680	\$1,328,802	\$10,248,565	\$345,354	43.7
<i>Changes from FY 2014-15 Appropriation</i>						
Centrally appropriated line items	2,844,396	917,578	178,106	1,690,439	58,273	0.0
Office of Community Engagement	619,941	604,941	15,000	0	0	5.8
Legislative liaison	101,205	0	0	101,205	0	1.0

Administration						
	Total Funds	General Fund	Cash Funds	Reappropriated Funds	Federal Funds	FTE
Contract administrator 1/2 FTE	48,956	0	0	48,956	0	0.0
Move POST FTE to Administration	46,935	0	0	46,935	0	0.5
Provision of legal services	39,049	19,002	20,047	0	0	0.0
Annualize prior year budget actions	(931,269)	(274,840)	(127,940)	(491,066)	(37,423)	0.0
Reverse supplemental	(67,000)	(41,105)	(1,525)	(25,509)	1,139	0.0
Other	2,618	2,618	0	0	0	0.0
Total FY 2015-16 Long Bill Appropriation	\$17,643,232	\$4,243,874	\$1,412,490	\$11,619,525	\$367,343	51.0
\$ Change from prior year	\$2,704,831	\$1,228,194	\$83,688	\$1,370,960	\$21,989	7.3
% Change from prior year	18.1%	40.7%	6.3%	13.4%	6.4%	16.7%

Legal Services to State Agencies: The Department provides legal services on a fee-for-service basis to state agencies and enterprises. This section includes appropriations for the attorneys, legal assistants, and support personnel who provide these services. In most cases, the appropriations in this section are reflected as reappropriated funds because a duplicate appropriation for the purchase of legal services appears in the client agency's budget. The cash funds appropriations reflect payments the Department receives from state agencies that are not duplicated in appropriations elsewhere in the budget. In FY 2015-16, the Department expects to provide 410,040 hours of legal services at an average hourly billing rate of \$95.01, a 4.0 percent decrease compared to the FY 2014-15 average billing rate. This decrease primarily reflects a one-time need to create a reserve for compensated absences in FY 2014-15, which is partially offset by increased costs for employee salaries and benefits and leased space costs at the Ralph L. Carr Colorado Judicial Center.

Legal Services to State Agencies						
	Total Funds	General Fund	Cash Funds	Reappropriated Funds	Federal Funds	FTE
FY 2014-15 Appropriation	\$31,984,583	\$0	\$879,912	\$31,104,671	\$0	258.2
<i>Changes from FY 2014-15 Appropriation</i>						
Annualize prior year budget actions	534,680	0	0	534,680	0	0.0
Provision of legal services	219,614	0	0	219,614	0	6.9
Fund source adjustments	0	0	(852,588)	852,588	0	0.0
Reverse supplemental	(810,595)	0	0	(810,595)	0	(4.6)
Annualize prior year legislation	(141,592)	0	(27,324)	(114,268)	0	(0.5)
Indirect cost assessment	(76,267)	0	982,904	(1,059,171)	0	0.0
Other	0	0	0	0	0	0.2
Total FY 2015-16 Long Bill Appropriation	\$31,710,423	\$0	\$982,904	\$30,727,519	\$0	260.2
\$ Change from prior year	(\$274,160)	\$0	\$102,992	(\$377,152)	\$0	2.0
% Change from prior year	(0.9%)	n/a	11.7%	(1.2%)	n/a	0.8%

Criminal Justice and Appellate: This section provides funding for Department staff who:

- investigate and prosecute certain complex and multi-jurisdictional cases, environmental crimes, and foreign prosecutions;
- investigate and prosecute Medicaid provider fraud and patient abuse;
- investigate and prosecute securities, insurance, and workers' compensation fraud;
- provide investigative and prosecutorial support to district attorneys for certain homicide cases;
- represent the State in criminal appeal cases in state and federal courts; and
- ensure that the constitutional and statutory rights of victims are preserved in criminal cases being prosecuted or defended by the Department.

This section also provides funding to support the Peace Officers Standards and Training (P.O.S.T.) Board and the Safe2Tell program.

Cash fund sources include moneys paid by insurance companies for the investigation and prosecution of insurance fraud, fees paid by peace officers for P.O.S.T. Board certification, a statewide vehicle registration fee to support training for peace officers, and marijuana tax revenues. Reappropriated fund sources include departmental indirect cost recoveries, moneys transferred from the Department of Public Safety from the Colorado Auto Theft Prevention Cash Fund and from the Victims Assistance and Law Enforcement (VALE) Fund, and moneys transferred from the Department of Regulatory Agencies from fees paid by regulated entities for the investigation and prosecution of securities fraud. Federal moneys help support the Medicaid Fraud Control Unit.

Criminal Justice and Appellate						
	Total Funds	General Fund	Cash Funds	Reappropriated Funds	Federal Funds	FTE
FY 2014-15 Appropriation	\$16,434,187	\$5,828,675	\$7,669,409	\$1,534,185	\$1,401,918	109.1
Changes from FY 2014-15 Appropriation						
Annualize prior year budget actions	241,777	135,529	41,597	27,383	37,268	0.1
Annualize prior year legislation	178,478	9,195	169,283	0	0	0.6
Fund source adjustments	0	190,445	0	(190,445)	0	0.0
Move POST FTE to Administration	0	0	0	0	0	(0.5)
Office of Community Engagement	(398,536)	(383,536)	(15,000)	0	0	(4.0)
Reflect POST legal services in Administration	(20,047)	0	(20,047)	0	0	0.0
Indirect cost assessment	(14,339)	0	4,489	(6,176)	(12,652)	0.0
Change in anticipated grant funding	(11,100)	0	0	(11,100)	0	(0.5)
Other	(2,618)	(2,618)	0	0	0	0.0
Total FY 2015-16 Long Bill Appropriation	\$16,407,802	\$5,777,690	\$7,849,731	\$1,353,847	\$1,426,534	104.8
\$ Change from prior year	(\$26,385)	(\$50,985)	\$180,322	(\$180,338)	\$24,616	(4.3)
% Change from prior year	(0.2%)	(0.9%)	2.4%	(11.8%)	1.8%	(3.9%)

Water and Natural Resources: This section provides funding for Department staff who protect and defend the interests of the State and its citizens in all areas of natural resources law and environmental law, including the use of surface and ground water, oil and gas development, mining and minerals, wildlife, the clean-up of contaminated sites, the proper storage or disposal of hazardous wastes, and protection of the state's air and water. Cash fund sources include the Colorado Water Conservation Board's Litigation Fund and moneys received by the Attorney General as an award of attorney fees or costs. Reappropriated funds are transferred from the Department of Public Health and Environment from the Hazardous Substance Response Fund.

Water and Natural Resources						
	Total Funds	General Fund	Cash Funds	Reappropriated Funds	Federal Funds	FTE
FY 2014-15 Appropriation	\$2,118,999	\$576,724	\$862,289	\$679,986	\$0	12.0
<i>Changes from FY 2014-15 Appropriation</i>						
Annualize prior year budget actions	4,629	1,363	(604)	3,870	0	0.0
Indirect cost assessment	(3,487)	0	0	(3,487)	0	0.0
Total FY 2015-16 Long Bill Appropriation	\$2,120,141	\$578,087	\$861,685	\$680,369	\$0	12.0
\$ Change from prior year	\$1,142	\$1,363	(\$604)	\$383	\$0	0.0
% Change from prior year	0.1%	0.2%	(0.1%)	0.1%	n/a	0.0%

Consumer Protection: This section provides funding for Department staff that protect Colorado consumers against fraud and maintain a competitive business environment by enforcing state and federal laws regarding consumer protection, antitrust, consumer lending, mortgage fraud, predatory lending, debt collection, rent-to-own, and credit repair. This section also provides funding to support one attorney who is responsible for enforcing the tobacco Master Settlement Agreement. Cash fund sources include fees paid by regulated entities, custodial moneys awarded to the Attorney General in consumer protection lawsuits, and tobacco settlement moneys. Reappropriated funds are transferred from the Department of Regulatory Agencies for consumer protection activities related to mortgage brokers.

Consumer Protection						
	Total Funds	General Fund	Cash Funds	Reappropriated Funds	Federal Funds	FTE
FY 2014-15 Appropriation	\$4,401,700	\$1,106,670	\$2,995,292	\$299,738	\$0	46.0
<i>Changes from FY 2014-15 Appropriation</i>						
CP & AT operating and litigation	167,823	64,547	83,911	19,365	0	0.0
Annualize prior year budget actions	128,367	36,872	85,113	6,382	0	0.0
Tobacco litigation legal assistant	80,389	0	80,389	0	0	1.0
Indirect cost assessment	(8,342)	0	(5,354)	(2,988)	0	0.0
Other	0	0	0	0	0	0.2
Total FY 2015-16 Long Bill Appropriation	\$4,769,937	\$1,208,089	\$3,239,351	\$322,497	\$0	47.2

Consumer Protection						
	Total Funds	General Fund	Cash Funds	Reappropriated Funds	Federal Funds	FTE
\$ Change from prior year	\$368,237	\$101,419	\$244,059	\$22,759	\$0	1.2
% Change from prior year	8.4%	9.2%	8.1%	7.6%	n/a	2.6%

Special Purpose: The section includes funding to cover 80.0 percent of the statutory minimum salary for Colorado's twenty-two district attorneys, for training provided to deputy district attorneys, for unanticipated legal costs, and beginning in FY 2015-16 for an attorney specifically focused on the Colorado Open Records Act (CORA) and Open Meetings Law. Cash fund sources include tobacco settlement moneys and moneys received by the Attorney General as an award of attorney fees or costs. In FY 2014-15, cash funds also included moneys received from State Board of Land Commissioners from its Investment and Development Fund for litigation related to the Lowry Range.

Special Purpose						
	Total Funds	General Fund	Cash Funds	Reappropriated Funds	Federal Funds	FTE
FY 2014-15 Appropriation	\$4,890,056	\$3,047,656	\$1,842,400	\$0	\$0	0.0
<i>Changes from FY 2014-15 Appropriation</i>						
CORA and open meetings attorney	87,635	87,635	0	0	0	0.9
Centrally appropriated line items	20,593	20,593	0	0	0	0.0
Annualize prior year budget actions	(392,400)	0	(392,400)	0	0	0.0
Total FY 2015-16 Long Bill Appropriation	\$4,605,884	\$3,155,884	\$1,450,000	\$0	\$0	0.9
\$ Change from prior year	(\$284,172)	\$108,228	(\$392,400)	\$0	\$0	0.9
% Change from prior year	(5.8%)	3.6%	(21.3%)	n/a	n/a	0.0%

Legislative Department

Department Description: The Legislative Department includes the elected officials of the House of Representatives and the Senate and the necessary staff to support them in their duties and responsibilities. The staff includes those assigned to both the House and the Senate; the State Auditor's Office; the Joint Budget Committee; the Legislative Council; the Office of Legislative Legal Services; and the Colorado Reapportionment Commission. The majority of the legislative appropriation is contained in a separate legislative appropriation bill. However, several specific line items are contained in the Long Bill. This narrative section only addresses the line items contained in the Long Bill.

Legislative Department						
	Total Funds	General Fund	Cash Funds	Reappropriated Funds	Federal Funds	FTE
FY 2014-15 Appropriation	\$3,045,464	\$3,045,464	\$0	\$0	\$0	0.0
<i>Changes from FY 2014-15 Appropriation</i>						
Centrally appropriated line items	691,696	691,696	0	0	0	0.0
Cost of living study	250,000	0	0	250,000	0	0.0
Ballot analysis	25,000	25,000	0	0	0	0.0
Total FY 2015-16 Long Bill Appropriation	\$4,012,160	\$3,762,160	\$0	\$250,000	\$0	0.0
\$ Change from prior year	\$966,696	\$716,696	\$0	\$250,000	\$0	0.0
% Change from prior year	31.7%	23.5%	n/a	n/a	n/a	n/a

Description of Incremental Changes

Centrally appropriated line items: The bill includes adjustments to centrally appropriated line items for the following: workers' compensation; legal services; payment to risk management and property funds; maintenance of legislative space; payments to the Governor's Office of Information Technology (OIT); and CORE operations.

Cost of living study: The bill includes an increase of \$250,000 reappropriated funds for a cost of living study. Legislative Council staff, pursuant to Section 22-54-104 (5) (c) (III) (A), C.R.S., is required to certify the cost of living factor for each school district every two years based on a cost of living analysis that is typically conducted through a contract. An appropriation is required for the study to be conducted in FY 2015-16.

Ballot analysis: The bill includes an increase of \$25,000 General Fund for the costs associated with an analysis of measures on the ballot. Section 1 (7.5) of Article V of the State Constitution requires the nonpartisan research staff of the General Assembly to perform this function.

Summary of Changes by Long Bill Division

Summary Table for Legislative Department						
	Total Funds	General Fund	Cash Funds	Reappropriated Funds	Federal Funds	FTE
FY 2014-15 Appropriation	\$3,045,464	\$3,045,464	\$0	\$0	\$0	0.0
<i>Changes from FY 2014-15 by Long Bill Division</i>						
Legislative Council	275,000	25,000	0	250,000	0	0.0
General Assembly	691,696	691,696	0	0	0	0.0
Total FY 2015-16 Long Bill Appropriation	\$4,012,160	\$3,762,160	\$0	\$250,000	\$0	0.0
\$ Change from prior year	\$966,696	\$716,696	\$0	\$250,000	\$0	0.0
% Change from prior year	31.7%	23.5%	n/a	n/a	n/a	n/a

Appropriation Detail by Long Bill Division

Legislative Council: This section contains line items the Legislative Department is required by statute or the Constitution to fund.

Legislative Council						
	Total Funds	General Fund	Cash Funds	Reappropriated Funds	Federal Funds	FTE
FY 2014-15 Appropriation	\$1,138,500	\$1,138,500	\$0	\$0	\$0	0.0
<i>Changes from FY 2014-15 Appropriation</i>						
Cost of living study	250,000	0	0	250,000	0	0.0
Ballot analysis	25,000	25,000	0	0	0	0.0
Total FY 2015-16 Long Bill Appropriation	\$1,413,500	\$1,163,500	\$0	\$250,000	\$0	0.0
\$ Change from prior year	\$275,000	\$25,000	\$0	\$250,000	\$0	0.0
% Change from prior year	24.2%	2.2%	n/a	n/a	n/a	n/a

General Assembly: This section contains line items associated with statewide appropriations, such as workers' compensation, legal services, purchase of services from the computer center, risk management, and maintenance of legislative space.

General Assembly						
	Total Funds	General Fund	Cash Funds	Reappropriated Funds	Federal Funds	FTE
FY 2014-15 Appropriation	\$1,906,964	\$1,906,964	\$0	\$0	\$0	0.0
<i>Changes from FY 2014-15 Appropriation</i>						
Centrally appropriated line items	691,696	691,696	0	0	0	0.0
Total FY 2015-16 Long Bill Appropriation	\$2,598,660	\$2,598,660	\$0	\$0	\$0	0.0
\$ Change from prior year	\$691,696	\$691,696	\$0	\$0	\$0	0.0
% Change from prior year	36.3%	36.3%	n/a	n/a	n/a	n/a

Department of Local Affairs

Department Description: The Department is responsible for building community and local government capacity by providing training, technical, and financial assistance to localities. Major divisions include the Executive Director's Office, Property Taxation, the Division of Housing, and the Division of Local Governments.

Department of Local Affairs						
	Total Funds	General Fund ¹	Cash Funds	Reappropriated Funds	Federal Funds	FTE
FY 2014-15 Appropriation	\$310,749,001	\$21,944,101	\$209,046,453	\$9,412,579	\$70,345,868	168.4
Long Bill supplemental	<u>95,000</u>	<u>95,000</u>	<u>0</u>	<u>0</u>	<u>0</u>	<u>0.0</u>
FY 2014-15 Adjusted Appropriation	\$310,844,001	\$22,039,101	\$209,046,453	\$9,412,579	\$70,345,868	168.4
<i>Changes from FY 2014-15 Appropriation</i>						
Federal funds adjustments	6,478,756	0	0	0	6,478,756	0.0
Centrally appropriated line items	1,307,390	410,106	87,014	601,020	209,250	0.0
Colorado Main Street Program	462,500	0	0	462,500	0	0.0
Adjust continuously appropriated cash funds and General Fund estimates	300,245	405,247	(105,002)	0	0	0.0
Improve statutory compliance	49,721	49,721	0	0	0	0.9
Indirect cost assessment	6,092	0	67,772	33,362	(95,042)	0.0
Manufactured Building Program break-out	0	0	0	0	0	0.0
Annualize prior year legislation and budget actions	(452,052)	(397,137)	62,595	(54,723)	(62,787)	0.4
Total FY 2015-16 Long Bill Appropriation	\$318,996,653	\$22,507,038	\$209,158,832	\$10,454,738	\$76,876,045	169.7
\$ Change from prior year	\$8,152,652	\$467,937	\$112,379	\$1,042,159	\$6,530,177	1.3
% Change from prior year	2.6%	2.1%	0.1%	11.1%	9.3%	0.8%

¹ Includes General Fund Exempt. See Appendix D for more information.

Description of Incremental Changes

Long Bill supplemental: The bill adds funds for an economic development study in El Paso county.

Federal funds adjustments: The bill adjusts federal funds reflected for informational purposes based on amounts estimated to be received. This primarily reflects increases in the Division of Housing for increases for the Shelter Plus Care program and in amounts per Housing Choice Voucher (Section 8) rental vouchers due to rental cost increases. Increases are offset by declines related to phase out or reduction of programs that were temporarily created or expanded under the American Recovery and Reinvestment Act, including the Neighborhood Stabilization Program and the Community Development Block Grant (CDBG) program. Amounts shown do *not* include new CDBG disaster recovery funds awarded related to the September 2013 floods (over \$320 million, which will be spent over multiple years and is currently off-budget).

Centrally appropriated line items: The bill includes adjustments to centrally appropriated line items for the following: state contributions for health, life, and dental benefits; merit pay; salary survey; short-term disability;

supplemental state contributions to the Public Employees' Retirement Association (PERA) pension fund; shift differential; workers' compensation; legal services; payment to risk management and property funds; Capitol complex leased space; payments to the Governor's Office of Information Technology (OIT); and CORE operations.

Colorado Main Street Program: The bill includes \$462,500 reappropriated funds from Local Government Severance and Mineral Impact Funds to expand the Main Street program in order to meet growing statewide demand and support the need for downtown revitalization. The funds are for additional consulting resources and are expected to enable the program to serve an additional four communities each year, instead of the one or two that can currently be added annually.

Adjust continuously appropriated cash funds and General Fund estimates: The bill includes adjustments to anticipated spending for volunteer firefighter retirement benefits (increase \$405,247 General Fund to align with the Legislative Council Staff March 2015 economic forecast), limited gaming fund moneys (reduce \$100,000 cash funds), and Conservation Trust Fund lottery proceeds (reduce \$5,002) that are continuously appropriated to the Department and shown for informational purposes only.

Improve statutory compliance: The bill adds \$49,721 General Fund and 0.9 FTE in FY 2015-16 for Local Government Services staff to handle increased workload caused by the growth in the number of local governments. This amount will annualize to \$61,164 General Fund and 1.0 FTE for FY 2016-17.

Indirect cost assessment: The bill includes adjustments to anticipated indirect cost collections that offset General Fund otherwise required. The adjustments are consistent with the Department's agreement with the federal Department of Housing and Urban Development on such recoveries. Department-wide, the indirect cost plan reflects the use of \$2,216,351 in indirect cost recoveries in FY 2015-16, including \$175,592 anticipated to be from the Indirect Cost Excess Recoveries Fund.

Manufactured Building Program break-out: The bill breaks out this program into a separate line item in the Division of Housing (consistent with the structure prior to FY 2014-15).

Annualize prior year legislation and budget actions: The bill includes a number of changes to the out year impact of funding decisions made through the FY 2014-15 Long Bill and other legislation including:

- Annualize FY 2014-15 salary survey and merit pay (reduce \$21,729, including \$2,527 General Fund);
 - Eliminate one-time supplemental funding provided for the CORE accounting system and the Office of Information Technology in FY 2014-15 (reduce \$491,083, including \$288,662 General Fund);
 - Annualize FY 2014-15 requests for housing development grants (reduce \$1,275 General Fund and increase 0.3 FTE) and the Home Modification Program (increase \$8,257 Medicaid cash funds and 0.2 FTE);
 - Annualize FY 2014-15 Long Bill supplemental (reduce \$95,000 General Fund);
 - Reduce General Fund appropriations and increase cash funds appropriations pursuant to S.B. 13-146 (Board of Assessment Appeals Cash Fund; reduce \$69,748 General Fund and increase \$69,748 cash funds); and
 - Annualize the appropriation for S.B. 14-172 (Firefighter Heart and Circulatory Malfunction Benefit; increase \$148,778 total funds, including \$60,075 General Fund, and reduce 0.1 FTE).
-

Summary of Changes by Long Bill Division

Summary Table for Department of Local Affairs						
	Total Funds	General Fund ¹	Cash Funds	Reappropriated Funds	Federal Funds	FTE
FY 2014-15 Appropriation	\$310,749,001	\$21,944,101	\$209,046,453	\$9,412,579	\$70,345,868	168.4
Long Bill supplemental	<u>95,000</u>	<u>95,000</u>	<u>0</u>	<u>0</u>	<u>0</u>	<u>0.0</u>
FY 2014-15 Adjusted Appropriation	\$310,844,001	\$22,039,101	\$209,046,453	\$9,412,579	\$70,345,868	168.4
<i>Changes from FY 2014-15 by Long Bill Division</i>						
Executive Director's Office	433,498	41,920	18,855	320,533	52,190	0.0
Property Taxation	120,146	(28,929)	112,986	36,089	0	0.0
Division of Housing	7,807,549	23,391	77,536	59,421	7,647,201	0.5
Division of Local Government	(208,541)	431,555	(96,998)	626,116	(1,169,214)	0.8
Total FY 2015-16 Long Bill Appropriation	\$318,996,653	\$22,507,038	\$209,158,832	\$10,454,738	\$76,876,045	169.7
\$ Change from prior year	\$8,152,652	\$467,937	\$112,379	\$1,042,159	\$6,530,177	1.3
% Change from prior year	2.6%	2.1%	0.1%	11.1%	9.3%	0.8%

¹ Includes General Fund Exempt. See Appendix D for more information.

Appropriation Detail by Long Bill Division

Executive Director's Office: This division is responsible for the management and administration of the Department, including accounting, budgeting, and human resources. The appropriation to this office includes centrally-appropriated funds which are further distributed to the various divisions. The Division also conducts several miscellaneous functions statutorily assigned to the Department, including administration of the Moffat Tunnel Improvement District.

Executive Director's Office						
	Total Funds	General Fund	Cash Funds	Reappropriated Funds	Federal Funds	FTE
FY 2014-15 Appropriation	\$6,680,056	\$1,593,624	\$640,575	\$3,429,087	\$1,016,770	14.2
<i>Changes from FY 2014-15 Appropriation</i>						
Centrally appropriated line items	1,307,390	410,106	87,014	601,020	209,250	0.0
Annualize prior year legislation and budget actions	(837,806)	(368,186)	(68,159)	(280,487)	(120,974)	0.0
Federal funds adjustments	(36,086)	0	0	0	(36,086)	0.0
Total FY 2015-16 Long Bill Appropriation	\$7,113,554	\$1,635,544	\$659,430	\$3,749,620	\$1,068,960	14.2
\$ Change from prior year	\$433,498	\$41,920	\$18,855	\$320,533	\$52,190	0.0
% Change from prior year	6.5%	2.6%	2.9%	9.3%	5.1%	0.0%

Property Taxation: This section provides funding for the Division of Property Taxation, which: issues appraisal standards and provides training and technical assistance to county assessors; values multi-county companies; and grants taxation exemptions. This section also provides funding for the State Board of Equalization, which supervises the administration of property tax laws by local county assessors, as well as the Board of Assessment Appeals, which hears petitions for appeal on valuation, abatements, exemptions, and valuation of state-assessed properties.

Property Taxation						
	Total Funds	General Fund	Cash Funds	Reappropriated Funds	Federal Funds	FTE
FY 2014-15 Appropriation	\$3,653,774	\$1,409,210	\$1,151,418	\$1,093,146	\$0	49.9
<i>Changes from FY 2014-15 Appropriation</i>						
Annualize prior year legislation and budget actions	96,349	(28,929)	101,528	23,750	0	0.0
Indirect cost assessment	23,797	0	11,458	12,339	0	0.0
Total FY 2015-16 Long Bill Appropriation	\$3,773,920	\$1,380,281	\$1,264,404	\$1,129,235	\$0	49.9
\$ Change from prior year	\$120,146	(\$28,929)	\$112,986	\$36,089	\$0	0.0
% Change from prior year	3.3%	(2.1%)	9.8%	3.3%	n/a	0.0%

Division of Housing: The Division works to help communities provide affordable housing to low-income, elderly, and disabled individuals. The Division administers state and federal affordable housing programs and regulates the manufacture of factory-built residential and commercial buildings. Local housing authorities, private developers, nonprofit corporations, cities and counties may apply for financing. Most grants require a matching contribution from the community served. Division staff also provides technical assistance to help communities identify housing needs along with private and public financing options.

Division of Housing						
	Total Funds	General Fund	Cash Funds	Reappropriated Funds	Federal Funds	FTE
FY 2014-15 Appropriation	\$67,828,180	\$13,432,850	\$1,066,720	\$393,083	\$52,935,527	52.3
<i>Changes from FY 2014-15 Appropriation</i>						
Federal funds adjustments	7,711,842	0	0	0	7,711,842	0.0
Annualize prior year legislation and budget actions	111,604	23,391	16,473	24,608	47,132	0.5
Manufactured Building Program break-out	0	0	0	0	0	0.0
Indirect cost assessment	(15,897)	0	61,063	34,813	(111,773)	0.0
Total FY 2015-16 Long Bill Appropriation	\$75,635,729	\$13,456,241	\$1,144,256	\$452,504	\$60,582,728	52.8
\$ Change from prior year	\$7,807,549	\$23,391	\$77,536	\$59,421	\$7,647,201	0.5

Division of Housing						
	Total Funds	General Fund	Cash Funds	Reappropriated Funds	Federal Funds	FTE
% Change from prior year	11.5%	0.2%	7.3%	15.1%	14.4%	1.0%

Division of Local Government: This division provides information and training for local governments in budget development, purchasing, demographics, land use planning, and regulatory issues; and it manages federal and state funding programs to support infrastructure and local services development. To provide this assistance to local governments, the Division operates eight field offices.

Division of Local Government						
	Total Funds	General Fund ¹	Cash Funds	Reappropriated Funds	Federal Funds	FTE
FY 2014-15 Appropriation	\$232,586,991	\$5,508,417	\$206,187,740	\$4,497,263	\$16,393,571	52.0
Long Bill supplemental	<u>95,000</u>	<u>95,000</u>	<u>0</u>	<u>0</u>	<u>0</u>	<u>0.0</u>
FY 2014-15 Adjusted Appropriation	\$232,681,991	\$5,603,417	\$206,187,740	\$4,497,263	\$16,393,571	52.0
<i>Changes from FY 2014-15 Appropriation</i>						
Colorado Main Street Program	462,500	0	0	462,500	0	0.0
Adjust continuously appropriated cash funds and General Fund estimates	300,245	405,247	(105,002)	0	0	0.0
Annualize prior year legislation and budget actions	177,801	(23,413)	12,753	177,406	11,055	(0.1)
Improve statutory compliance	49,721	49,721	0	0	0	0.9
Federal funds adjustments	(1,197,000)	0	0	0	(1,197,000)	0.0
Indirect cost assessment	(1,808)	0	(4,749)	(13,790)	16,731	0.0
Total FY 2015-16 Long Bill Appropriation	\$232,473,450	\$6,034,972	\$206,090,742	\$5,123,379	\$15,224,357	52.8
\$ Change from prior year	(\$208,541)	\$431,555	(\$96,998)	\$626,116	(\$1,169,214)	0.8
% Change from prior year	(0.1%)	7.7%	(0.0%)	13.9%	(7.1%)	1.5%

¹ Includes General Fund Exempt. See Appendix D for more information.

Department of Military and Veterans Affairs

Department Description: The Department provides trained and ready military forces for the U.S. active armed services, and for preserving life and property during natural disasters and civil emergencies in Colorado; supports federal and state homeland security missions; maintains equipment and facilities for state military forces; provides for safekeeping of the public arms, military records, relics and banners of the state; assists veterans and National Guard members with benefits claims; maintains the Western Slope Veterans' Cemetery; supports the Civil Air Patrol, Colorado Wing; and assists in fighting the spread of drug trafficking and abuse.

Department of Military and Veterans Affairs						
	Total Funds	General Fund	Cash Funds	Reappropriated Funds	Federal Funds	FTE
FY 2014-15 Appropriations	\$225,377,743	\$8,244,667	\$1,282,783	\$1,100,000	\$214,750,293	1,391.2
<i>Changes from FY 2014-15 Appropriation</i>						
County Veteran Service Officer payments increase	466,626	466,626	0	0	0	0.0
Centrally appropriated line items	157,342	(133,368)	1,526	0	289,184	0.0
Process improvement and safety champion	64,132	64,132	0	0	0	0.9
State protocol vehicle	3,146	3,146	0	0	0	0.0
Annualize prior year legislation	(600,000)	(300,000)	0	(300,000)	0	0.1
Annualize prior year budget actions	(74,580)	(60,160)	0	0	(14,420)	0.1
Tobacco master settlement revenue adjustment	(3,230)	0	(3,230)	0	0	0.0
Total FY 2015-16 Long Bill Appropriation	\$225,391,179	\$8,285,043	\$1,281,079	\$800,000	\$215,025,057	1,392.3
\$ Change from prior year	\$13,436	\$40,376	(\$1,704)	(\$300,000)	\$274,764	1.1
% Change from prior year	0.0%	0.5%	(0.1%)	(27.3%)	0.1%	0.1%

Description of Incremental Changes

County veteran services officer payments increase: The bill includes an increase of \$466,626 General Fund in FY 2015-16 and ongoing for payments to counties in support of their County Veterans Service Officers.

Centrally appropriated line item adjustments: The bill includes adjustments to centrally appropriated line items for the following: state contributions for health, life, and dental benefits; merit pay; salary survey; short-term disability; supplemental state contributions to the Public Employees' Retirement Association (PERA) pension fund; shift differential; workers' compensation; legal services; payment to risk management and property funds; vehicle lease payments; leased space; Capitol complex leased space; payments to the Governor's Office of Information Technology (OIT); and CORE operations.

Process improvement and safety champion: The bill includes an appropriation of \$64,132 General Fund and 0.9 FTE in FY 2015-16 for the creation of a position in the Executive Director's Office dedicated to strategic planning, process improvement, and safety review.

State protocol vehicle: The bill includes an appropriation of \$3,146 General Fund to the Executive Director's Office for FY 2015-16 for the lease of a permanent vehicle for the Department's Protocol Office.

Annualize prior year legislation: The bill includes a reduction of \$600,000 total funds and an increase of 0.1 FTE for the second or third year impact of legislation. The primary change is the elimination of the one-time \$600,000 appropriated, including \$300,000 cash funds and \$300,000 reappropriated funds, in S.B. 14-157 (DMVA Commission Report on Value of U.S. Military Activities in the State).

Annualize prior year budget actions: The bill includes a number of changes to the out year impact of funding decisions made through the FY 2014-15 Long Bill including:

- Annualization of the FY 2014-15 salary survey and merit pay; and
- Annualization of funding for the Veterans Memorial Cemetery.

Tobacco Master Settlement revenue adjustment: The bill includes a reduction based on the Legislative Council FY 2015-16 Tobacco Master Settlement revenue projections.

Summary of Changes by Long Bill Division

Summary Table for Department of Military and Veterans Affairs						
	Total Funds	General Fund	Cash Funds	Reappropriated Funds	Federal Funds	FTE
FY 2014-15 Appropriations	\$225,377,743	\$8,244,667	\$1,282,783	\$1,100,000	\$214,750,293	1,391.2
<i>Changes from FY 2014-15 by Long Bill Division</i>						
Executive Director and Army National Guard	(573,689)	(465,416)	(2,171)	(300,000)	193,898	0.9
Division of Veterans Affairs	494,078	493,611	467	0	0	0.2
Air National Guard	93,047	12,181	0	0	80,866	0.0
Federal Funded Programs	0	0	0	0	0	0.0
Total FY 2015-16 Long Bill Appropriation	\$225,391,179	\$8,285,043	\$1,281,079	\$800,000	\$215,025,057	1,392.3
\$ Change from prior year	\$13,436	\$40,376	(\$1,704)	(\$300,000)	\$274,764	1.1
% Change from prior year	0.0%	0.5%	(0.1%)	(27.3%)	0.1%	0.1%

Appropriation Detail by Long Bill Division

Executive Director and Army National Guard: The federal government fully funds National Guard training and provides most of the funding for construction of armories and other military facilities. Under the cooperative agreements with the federal government, the Department provides 100.0 percent of maintenance and utilities costs at fifteen armories, and 20.0 or 25.0 percent of the costs at four other facilities. Most of the Department's General Fund personnel expenditures are for administrative and professional staff in the Executive Director/Army National Guard office, and for the labor trades and crafts employees who maintain and repair the

armories and other military facilities. The Division also provides support for the Colorado Wing of the Civil Air Patrol.

Executive Director and Army National Guard						
	Total Funds	General Fund	Cash Funds	Reappropriated Funds	Federal Funds	FTE
FY 2014-15 Appropriations	\$12,967,626	\$5,729,903	\$128,045	\$1,100,000	\$6,009,678	85.8
<i>Changes from FY 2014-15 Appropriation</i>						
Centrally appropriated line items	157,342	(133,368)	1,526	0	289,184	0.0
Process improvement and safety champion	64,132	64,132	0	0	0	0.9
State protocol vehicle	3,146	3,146	0	0	0	0.0
Annualize prior year legislation	(600,000)	(300,000)	0	(300,000)	0	0.0
Annualize prior year budget actions	(198,309)	(99,326)	(3,697)	0	(95,286)	0.0
Total FY 2015-16 Long Bill Appropriation	\$12,393,937	\$5,264,487	\$125,874	\$800,000	\$6,203,576	86.7
\$ Change from prior year	(\$573,689)	(\$465,416)	(\$2,171)	(\$300,000)	\$193,898	0.9
% Change from prior year	(4.4%)	(8.1%)	(1.7%)	(27.3%)	3.2%	1.0%

Division of Veterans Affairs: The Division represents veterans in federal benefits claims, provides information and training to county veterans service officers, and maintains the Western Slope Veterans' Cemetery in Grand Junction. The State Board of Veterans Affairs makes grants to veterans service organizations from the Veterans Trust Fund, which is derived from tobacco settlement proceeds.

Division of Veterans Affairs						
	Total Funds	General Fund	Cash Funds	Reappropriated Funds	Federal Funds	FTE
FY 2014-15 Appropriations	\$3,410,317	\$2,138,679	\$1,154,738	\$0	\$116,900	17.8
<i>Changes from FY 2014-15 Appropriation</i>						
County Veteran Service Officer payments increase	466,626	466,626	0	0	0	0.0
Annualize prior year budget actions	30,682	26,985	3,697	0	0	0.1
Annualize prior year legislation	0	0	0	0	0	0.1
Tobacco Master Settlement revenue adjustment	(3,230)	0	(3,230)	0	0	0.0
Total FY 2015-16 Long Bill Appropriation	\$3,904,395	\$2,632,290	\$1,155,205	\$0	\$116,900	18.0
\$ Change from prior year	\$494,078	\$493,611	\$467	\$0	\$0	0.2
% Change from prior year	14.5%	23.1%	0.0%	n/a	0.0%	1.1%

Air National Guard: This Division provides funding for personal services, operating expenses, and utilities for the Buckley and Greeley Air National Guard bases. The State's share of operating and maintenance costs varies under its agreements with the federal government, based on the type and use of the building and whether it is on state or federal land. The federal government pays the state to employ five full-time security guards at the space command facility at Greeley.

Air National Guard						
	Total Funds	General Fund	Cash Funds	Reappropriated Funds	Federal Funds	FTE
FY 2014-15 Appropriations	\$3,353,431	\$376,085	\$0	\$0	\$2,977,346	48.6
<i>Changes from FY 2014-15 Appropriation</i>						
Annualize prior year budget actions	93,047	12,181	0	0	80,866	0.0
Total FY 2015-16 Long Bill Appropriation	\$3,446,478	\$388,266	\$0	\$0	\$3,058,212	48.6
\$ Change from prior year	\$93,047	\$12,181	\$0	\$0	\$80,866	0.0
% Change from prior year	2.8%	3.2%	n/a	n/a	2.7%	0.0%

Federal Funded Programs: This section of the Long Bill is included for informational purposes only. It describes funding that is managed by the Department but which is not subject to state appropriation and does not flow through the state accounting system. These programs provide training each weekend and two weeks per year for members of the Colorado National Guard.

Federal Funded Programs						
	Total Funds	General Fund	Cash Funds	Reappropriated Funds	Federal Funds	FTE
FY 2014-15 Appropriations	\$205,646,369	\$0	\$0	\$0	\$205,646,369	1,239.0
<i>Changes from FY 2014-15 Appropriation</i>						
No change	0	0	0	0	0	0.0
Total FY 2015-16 Long Bill Appropriation	\$205,646,369	\$0	\$0	\$0	\$205,646,369	1,239.0
\$ Change from prior year	\$0	\$0	\$0	\$0	\$0	0.0
% Change from prior year	0.0%	n/a	n/a	n/a	0.0%	0.0%

Department of Natural Resources

Department Description: The Department is responsible for developing, protecting, and enhancing Colorado's natural resources for the use and enjoyment of present and future residents and visitors. The Department is comprised of the following divisions: the Executive Director's Office, including the Colorado Avalanche Information Center; the Division of Reclamation, Mining, and Safety; the Oil and Gas Conservation Commission; the State Board of Land Commissioners; the Division of Parks and Wildlife; the Colorado Water Conservation Board; and the Water Resources Division (State Engineer's Office).

Department of Natural Resources						
	Total Funds	General Fund	Cash Funds	Reappropriated Funds	Federal Funds	FTE
FY 2014-15 Appropriation	\$255,752,816	\$26,309,329	\$192,487,142	\$8,103,450	\$28,852,895	1,444.7
<i>Changes from FY 2014-15 Appropriation</i>						
Centrally appropriated line items	4,034,614	2,925,002	2,051,280	(1,319,213)	377,545	0.0
Additional staffing for OGCC field operations and hearings	1,768,163	0	1,768,163	0	0	14.0
Indirect cost assessment	415,438	(1,765,987)	486,573	1,765,987	(71,135)	0.0
Move lease purchase payments to operating budget	333,333	0	333,333	0	0	0.0
CAIC administrative changes	230,024	(28,210)	20,611	237,623	0	1.4
Enhanced water administration	170,869	170,869	0	0	0	2.4
Reauthorize funding to reclaim forfeited mine sites	127,000	0	127,000	0	0	0.0
Line item consolidation	0	0	0	0	0	0.0
Annualize prior year legislation	(11,884,703)	0	(11,884,703)	0	0	0.0
Annualize prior year budget actions	(87,526)	(131,444)	148,225	(86,802)	(17,505)	(0.4)
Total FY 2015-16 Long Bill Appropriation	\$250,860,028	\$27,479,559	\$185,537,624	\$8,701,045	\$29,141,800	1,462.1
\$ Change from prior year	(\$4,892,788)	\$1,170,230	(\$6,949,518)	\$597,595	\$288,905	17.4
% Change from prior year	(1.9%)	4.4%	(3.6%)	7.4%	1.0%	1.2%

Description of Incremental Changes

Centrally appropriated line items: The bill includes adjustments to centrally appropriated line items for the following: state contributions for health, life, and dental benefits; merit pay; salary survey; short-term disability; supplemental state contributions to the Public Employees' Retirement Association (PERA) pension fund; shift differential; vehicle lease payments; workers' compensation; legal services; payment to risk management and property funds; Capitol complex leased space; payments to the Governor's Office of Information Technology (OIT); and CORE operations.

Additional staffing for OGCC field operations and hearings: The bill includes an increase of \$1,768,163 cash funds and 14.0 FTE for the Oil and Gas Conservation Commission (OGCC) to implement staffing

recommendations from the Oil and Gas Task Force and provide additional support to expedite the processing of hearings applications and applications for permits to drill.

Indirect cost assessment: The bill includes a net increase in the Department's indirect cost assessment.

Move lease purchase payments to operating budget: The bill moves lease purchase payment (certificates of participation) amounts that were previously appropriated in the capital construction section of the Long Bill into the operating budget.

CAIC administrative changes: The bill includes a net increase of \$230,024 total funds, including a decrease of \$28,210 General Fund, and 1.4 FTE for the Colorado Avalanche Information Center (CAIC) to add a full-time forecaster in FY 2015-16, and to continue the appropriation for a highway forecaster, equipment, vehicles, leased space, and administrative support approved during the FY 2014-15 supplemental process.

Enhanced water administration: The bill includes an increase of \$170,869 General Fund and 2.4 FTE for the Water Resources Division to add a statewide coordinator for the Water Rights Tabulation and Diversion Records teams and to provide funding for additional deputy well and water commissioners in response to increasing water administration responsibilities in the Arkansas and Yampa River basins.

Reauthorize funding to reclaim forfeited mine sites: The bill includes an increase of \$127,000 cash funds from the Reclamation Warranty and Forfeiture Fund for the Division of Reclamation, Mining, and Safety to provide spending authority for Tier II Severance Tax Operational Fund revenue transferred pursuant to H.B. 15-1150 (Severance Tax Operational Fund Transfers for Mine Reclamation). This includes a net-zero transfer of 0.3 FTE within the Inactive Mines Program.

Line item consolidation: The bill includes the elimination of the Inactive Mines–Abandoned Mine Safety line item in the Division of Reclamation Mining and Safety, and the transfer of \$99,850 cash funds and 0.2 FTE to the Inactive Mines–Program Costs line item.

Annualize prior year legislation: The bill includes a reduction of \$11,884,703 total funds for the second year impact of legislation. The primary changes are:

- The elimination of the one-time \$6,500,000 cash funds appropriation in S.B. 14-188 (Species Conservation Trust Fund Project List); and
- The elimination of the one-time \$5,380,000 cash funds appropriation in H.B. 14-1333 (CWCB Construction Fund Projects).

Annualize prior year budget actions: The bill includes a number of changes to reflect the out year impact of funding decisions made through the FY 2014-15 Long Bill, including:

- The annualization of the FY 2014-15 salary survey and merit pay; and
 - Adjustments to account for the impact of prior year supplemental appropriations.
-

Summary of Changes by Long Bill Division

Summary Table for Department of Natural Resources						
	Total Funds	General Fund	Cash Funds	Reappropriated Funds	Federal Funds	FTE
FY 2014-15 Appropriation	\$255,752,816	\$26,309,329	\$192,487,142	\$8,103,450	\$28,852,895	1,444.7
<i>Changes from FY 2014-15 by Long Bill Division</i>						
Executive Director's Office	(5,378,044)	417,433	(6,327,074)	597,595	(65,998)	0.7
Division of Reclamation, Mining, and Safety	93,706	0	30,349	0	63,357	0.0
Oil and Gas Conservation Commission	1,824,064	0	1,818,133	0	5,931	14.0
State Board of Land Commissioners	137,431	0	137,431	0	0	0.0
Division of Parks and Wildlife	2,844,075	0	2,575,666	0	268,409	0.0
Colorado Water Conservation Board	(4,877,960)	0	(4,891,780)	0	13,820	0.0
Water Resources Division	463,940	752,797	(292,243)	0	3,386	2.7
Total FY 2015-16 Long Bill Appropriation	\$250,860,028	\$27,479,559	\$185,537,624	\$8,701,045	\$29,141,800	1,462.1
\$ Change from prior year	(\$4,892,788)	\$1,170,230	(\$6,949,518)	\$597,595	\$288,905	17.4
% Change from prior year	(1.9%)	4.4%	(3.6%)	7.4%	1.0%	1.2%

Appropriation Detail by Long Bill Division

Executive Director's Office: The Executive Director's Office is responsible for the overall administration of the Department, including policy development, budgeting, accounting, financial management, human resources services, and other general administrative duties. The Colorado Avalanche Information Center is included in the Special Programs subdivision and is responsible for minimizing the economic and human impact of snow avalanches on recreation, tourism, commerce, industry, and the citizens of Colorado by providing information and education on avalanche danger.

Executive Director's Office						
	Total Funds	General Fund	Cash Funds	Reappropriated Funds	Federal Funds	FTE
FY 2014-15 Appropriation	\$59,818,292	\$6,714,484	\$42,193,889	\$7,556,863	\$3,353,056	51.5
<i>Changes from FY 2014-15 Appropriation</i>						
Centrally appropriated line items	4,034,614	2,925,002	2,051,280	(1,319,213)	377,545	0.0
Additional staffing for OGCC field operations and hearings	249,573	0	249,573	0	0	0.0
CAIC administrative changes	230,024	(28,210)	20,611	237,623	0	1.4
Indirect cost assessment	13,780	(1,765,987)	14,286	1,765,987	(506)	0.0
Reauthorize funding to reclaim forfeited mine sites	5,838	0	5,838	0	0	0.0
Enhanced water administration	0	0	0	0	0	0.0

Executive Director's Office						
	Total Funds	General Fund	Cash Funds	Reappropriated Funds	Federal Funds	FTE
Annualize prior year legislation	(6,500,000)	0	(6,500,000)	0	0	0.0
Annualize prior year budget actions	(3,411,873)	(713,372)	(2,168,662)	(86,802)	(443,037)	(0.7)
Total FY 2015-16 Long Bill Appropriation	\$54,440,248	\$7,131,917	\$35,866,815	\$8,154,458	\$3,287,058	52.2
\$ Change from prior year	(\$5,378,044)	\$417,433	(\$6,327,074)	\$597,595	(\$65,998)	0.7
% Change from prior year	(9.0%)	6.2%	(15.0%)	7.9%	(2.0%)	1.4%

Division of Reclamation, Mining, and Safety: The Division of Reclamation, Mining, and Safety is charged with helping to develop Colorado's mining industry in an environmentally protective manner and ensuring that mined land is reclaimed to a beneficial use. This includes: (1) permitting, inspecting, and ensuring compliance at over 1,750 active coal and mineral prospecting and mining operations; (2) safeguarding and reclaiming abandoned and forfeited mine sites; and (3) training, testing, and certifying mine employees at both coal and non-coal mining operations in accordance with federal health and safety standards.

Division of Reclamation, Mining, and Safety						
	Total Funds	General Fund	Cash Funds	Reappropriated Funds	Federal Funds	FTE
FY 2014-15 Appropriation	\$7,926,136	\$0	\$4,462,496	\$30,000	\$3,433,640	68.9
Changes from FY 2014-15 Appropriation						
Reauthorize funding to reclaim forfeited mine sites	121,162	0	121,162	0	0	0.0
JBC staff initiated line item consolidation	0	0	0	0	0	0.0
Annualize prior year budget actions	(26,295)	0	(107,040)	0	80,745	0.0
Indirect cost assessment	(1,161)	0	16,227	0	(17,388)	0.0
Total FY 2015-16 Long Bill Appropriation	\$8,019,842	\$0	\$4,492,845	\$30,000	\$3,496,997	68.9
\$ Change from prior year	\$93,706	\$0	\$30,349	\$0	\$63,357	0.0
% Change from prior year	1.2%	n/a	0.7%	0.0%	1.8%	0.0%

Oil and Gas Conservation Commission: The OGCC is responsible for promoting the exploration, development, and conservation of Colorado's oil and natural gas resources. The Commission has the authority to regulate oil and gas operations to protect public health, prevent significant adverse environmental impacts, and prevent waste. Additionally, the Commission is responsible for answering complaints and inquiries, responding to oil and gas spills and other environmental emergencies at production sites, managing plugging and reclamation work at abandoned well sites, and performing baseline water quality studies. Funding for the Commission is from: the Oil and Gas Conservation and Environmental Response Fund, which is supported by a mil levy on oil and gas production, and the Severance Tax Operational Fund.

Oil and Gas Conservation Commission						
	Total Funds	General Fund	Cash Funds	Reappropriated Funds	Federal Funds	FTE
FY 2014-15 Appropriation	\$11,002,960	\$0	\$10,901,375	\$0	\$101,585	96.3
<i>Changes from FY 2014-15 Appropriation</i>						
Additional staffing for OGCC field operations and hearings	1,518,590	0	1,518,590	0	0	14.0
Annualize prior year budget actions	200,584	0	200,584	0	0	0.0
Indirect cost assessment	109,593	0	103,662	0	5,931	0.0
Annualize prior year legislation	(4,703)	0	(4,703)	0	0	0.0
Total FY 2015-16 Long Bill Appropriation	\$12,827,024	\$0	\$12,719,508	\$0	\$107,516	110.3
\$ Change from prior year	\$1,824,064	\$0	\$1,818,133	\$0	\$5,931	14.0
% Change from prior year	16.6%	n/a	16.7%	n/a	5.8%	14.5%

State Board of Land Commissioners: The State Board of Land Commissioners (State Land Board) manages eight trusts set up in the Colorado Constitution or in statute. The largest trust managed by the State Land Board is the Public School Trust (School Trust). Approximately 98.0 percent of the revenue generated by the State Land Board through leases, mineral development, and other activities, is attributable to the School Trust.

Pursuant to H.B. 08-1335 (known as the BEST bill; see Section 22-43.7-104, C.R.S.) 50.0 percent of the gross amount of income received during the fiscal year from income and mineral royalties derived from state public school lands is deposited in the Public School Capital Construction Assistance Fund. Of the remaining 50.0 percent, a portion supports the operating costs of the State Land Board, \$5.0 million per year is reinvested by the State Land Board through the Investment and Development Fund, and the remaining revenues are deposited into the Public School (Permanent) Fund.

State Board of Land Commissioners						
	Total Funds	General Fund	Cash Funds	Reappropriated Funds	Federal Funds	FTE
FY 2014-15 Appropriation	\$4,664,478	\$0	\$4,439,478	\$225,000	\$0	40.0
<i>Changes from FY 2014-15 Appropriation</i>						
Annualize prior year budget actions	106,050	0	106,050	0	0	0.0
Indirect cost assessment	31,381	0	31,381	0	0	0.0
Total FY 2015-16 Long Bill Appropriation	\$4,801,909	\$0	\$4,576,909	\$225,000	\$0	40.0
\$ Change from prior year	\$137,431	\$0	\$137,431	\$0	\$0	0.0
% Change from prior year	2.9%	n/a	3.1%	0.0%	n/a	0.0%

Division of Parks and Wildlife: The Division of Parks and Wildlife State Parks is responsible for the management of 42 state parks, 230 state wildlife areas, 960 game and non-game wildlife species, and a number of special purpose recreation programs including: the snowmobile program, the off-highway vehicle program, river outfitters regulation, aquatic nuisance species control and prevention; and the distribution of trails grants. Funding for State Parks is a mixture of cash funds from fees, lottery funds, off-highway vehicle recreation funds, severance tax revenue, and other state and federal funds. Funding for Wildlife programs is a mixture of cash funds from license fees, federal funds, Great Outdoors Colorado funds, and various other sources. Hunting and fishing license sales provide more than half of the funding for wildlife.

Division of Parks and Wildlife						
	Total Funds	General Fund	Cash Funds	Reappropriated Funds	Federal Funds	FTE
FY 2014-15 Appropriation	\$136,808,958	\$0	\$115,209,801	\$0	\$21,599,157	886.5
<i>Changes from FY 2014-15 Appropriation</i>						
Annualize prior year budget actions	2,322,180	0	1,981,747	0	340,433	0.0
Move lease purchase payments to operating budget	333,333	0	333,333	0	0	0.0
Indirect cost assessment	188,562	0	260,586	0	(72,024)	0.0
Total FY 2015-16 Long Bill Appropriation	\$139,653,033	\$0	\$117,785,467	\$0	\$21,867,566	886.5
\$ Change from prior year	\$2,844,075	\$0	\$2,575,666	\$0	\$268,409	0.0
% Change from prior year	2.1%	n/a	2.2%	n/a	1.2%	0.0%

Colorado Water Conservation Board: Under the guidance of the Board, this division is responsible for developing, protecting, and conserving the state's water resources, and minimizing the risk of flood damage and associated economic loss. The CWCB is primarily funded by to two large cash funds, the CWCB Construction Fund and the Severance Tax Perpetual Base Fund, which provide loans and grants for projects that will increase the beneficial consumptive use of Colorado's undeveloped compact entitled waters.

Colorado Water Conservation Board						
	Total Funds	General Fund	Cash Funds	Reappropriated Funds	Federal Funds	FTE
FY 2014-15 Appropriation	\$13,726,262	\$0	\$13,268,275	\$291,587	\$166,400	45.7
<i>Changes from FY 2014-15 Appropriation</i>						
Annualize prior year budget actions	122,671	0	118,317	0	4,354	0.0
Indirect cost assessment	49,369	0	39,903	0	9,466	0.0
Annualize prior year legislation	(5,050,000)	0	(5,050,000)	0	0	0.0
Total FY 2015-16 Long Bill Appropriation	\$8,848,302	\$0	\$8,376,495	\$291,587	\$180,220	45.7

Colorado Water Conservation Board						
	Total Funds	General Fund	Cash Funds	Reappropriated Funds	Federal Funds	FTE
\$ Change from prior year	(\$4,877,960)	\$0	(\$4,891,780)	\$0	\$13,820	0.0
% Change from prior year	(35.5%)	n/a	(36.9%)	0.0%	8.3%	0.0%

Water Resources Division: The Water Resources Division, also called the Office of the State Engineer, is primarily responsible for administration of water resources, which includes overseeing over 170,000 intrastate surface and groundwater rights, as well as ensuring compliance with nine interstate compact agreements. The Division has seven field offices that monitor and distribute water based on priority and ensure dam safety. Additionally, the Division issues permits for well construction; engages in community education; consults with water suppliers and conservation districts; and collects, preserves, and provides current and historic water records and information.

Water Resources Division						
	Total Funds	General Fund	Cash Funds	Reappropriated Funds	Federal Funds	FTE
FY 2014-15 Appropriation	\$21,805,730	\$19,594,845	\$2,011,828	\$0	\$199,057	255.8
<i>Changes from FY 2014-15 Appropriation</i>						
Annualize prior year budget actions	599,157	581,928	17,229	0	0	0.3
Enhanced water administration	170,869	170,869	0	0	0	2.4
Indirect cost assessment	23,914	0	20,528	0	3,386	0.0
Annualize prior year legislation	(330,000)	0	(330,000)	0	0	0.0
Total FY 2015-16 Long Bill Appropriation	\$22,269,670	\$20,347,642	\$1,719,585	\$0	\$202,443	258.5
\$ Change from prior year	\$463,940	\$752,797	(\$292,243)	\$0	\$3,386	2.7
% Change from prior year	2.1%	3.8%	(14.5%)	n/a	1.7%	1.1%

Department of Personnel

Department Description: The Department of Personnel is responsible for administering the State personnel system, which includes approximately 31,000 full time equivalent (FTE) staff, excluding the Department of Higher Education. In addition, the Department provides general support services for state agencies. These functions include: control of the State's purchasing activities; oversight of state financial activities; maintenance of state archives and public records; maintenance of the buildings in the Capitol complex and two other campuses; provision of central services to agencies in the Denver metropolitan area; provision of administrative law judge services; coordination of capital construction and controlled maintenance projects; management of the State's motor vehicle fleet; centralized lease management for state agencies; administration of the State's personnel selection, classification, and compensation programs; administration of the State's employee benefit programs; and oversight of the State's liability, property, and workers' compensation insurance programs.

Department of Personnel						
	Total Funds	General Fund	Cash Funds	Reappropriated Funds	Federal Funds	FTE
FY 2014-15 Appropriation	\$174,821,233	\$7,130,338	\$14,873,826	\$152,817,069	\$0	393.1
<i>Changes from FY 2014-15 Appropriation</i>						
Restructure Office of the State Controller to support CORE	6,850,815	508,917	(5,653)	6,347,551	0	16.5
Centrally appropriated line items	4,061,480	1,395,370	717,488	1,948,622	0	0.0
Statewide planning services funding	1,000,000	1,000,000	0	0	0	0.0
Capitol Complex master planner	105,523	105,523	0	0	0	0.9
Private collection agency fees	100,000	0	100,000	0	0	0.0
Address Confidentiality Program resources	50,902	50,902	0	0	0	1.4
Fund source adjustment	0	2,446,467	37,104	(2,483,571)	0	0.0
Annualize prior year budget actions	(1,996,717)	(742,845)	(1,835,058)	581,186	0	(5.0)
Annual fleet adjustments	(1,709,790)	0	0	(1,709,790)	0	0.0
Indirect cost assessment	(1,067,052)	0	(84,062)	(982,990)	0	0.0
Common policy base adjustments	(833,165)	0	22,863	(856,028)	0	0.0
Tobacco Master Settlement revenue adjustment	(77,800)	0	(77,800)	0	0	0.0
Administrative law judge adjustment	(58,046)	(58,046)	0	0	0	(0.5)
Annualize prior year legislation	(47,262)	(125,000)	82,000	(4,262)	0	0.0
Total FY 2015-16 Long Bill Appropriation	\$181,200,121	\$11,711,626	\$13,830,708	\$155,657,787	\$0	406.4
\$ Change from prior year	\$6,378,888	\$4,581,288	(\$1,043,118)	\$2,840,718	\$0	13.3
% Change from prior year	3.6%	64.3%	(7.0%)	1.9%	n/a	3.4%

Description of Incremental Changes

Restructure Office of the State Controller to support CORE: The bill includes an increase of \$6,850,815 total funds, including \$508,917 General Fund, and 16.5 FTE to restructure the Office of the State Controller to

support the Colorado Operations Resource Engine (CORE) and CORE Operations. CORE Operations was formerly known as COFRS Modernization and was formerly located in the Governor's Office of Information Technology.

Centrally appropriated line items: The bill includes adjustments to centrally appropriated line items for the following: state contributions for health, life, and dental benefits; merit pay; salary survey; short-term disability; supplemental state contributions to the Public Employees' Retirement Association (PERA) pension fund; shift differential; vehicle lease payments; workers' compensation; legal services; administrative law judges; payment to risk management and property funds; Capitol complex leased space; payments to the Governor's Office of Information Technology (OIT); and CORE Operations.

Statewide planning services funding: The bill includes an increase of \$1,000,000 General Fund for technical consulting services in the Office of the State Architect.

Capitol Complex master planner: The bill includes an increase of \$105,523 General Fund and 0.9 FTE for a master planner to manage the Capitol Complex master plan and to establish policy for statewide real property planning in the Office of the State Architect.

Private collection agency fees: The bill includes an increase of \$100,000 cash funds spending authority to pay for private collection agency commissions.

Address Confidentiality Program resources: The bill includes an increase of \$50,902 General Fund and 1.4 FTE to make permanent a portion of the temporary staff and funding that was approved last year for one year for the Address Confidentiality Program.

Fund source adjustment: The bill includes an increase in General Fund and cash funds offset by a decrease in reappropriated funds due to a decrease in Department and statewide indirect cost recoveries.

Annualize prior year budget actions: The bill includes a number of changes to the out year impact of funding decisions made through the FY 2014-15 Long Bill including the annualization of:

- FY 2014-15 salary survey and merit pay;
- Legislative audio digitization;
- Employee engagement survey and total compensation vendor;
- Address confidentiality program resources;
- Transparency online project modernization; and
- Central collections customer service.

Annual fleet adjustments: The bill includes a decrease of \$1,709,790 reappropriated funds for vehicle replacement lease/purchase payments.

Indirect cost assessment: The bill includes a net decrease in the Department's indirect cost assessment.

Common policy base adjustments: The bill includes a net decrease of \$833,165 total funds for common policy base adjustments for risk management programs and Capitol Complex.

Tobacco Master Settlement revenue adjustment: The bill includes a reduction based on the Legislative Council FY 2015-16 Tobacco Master Settlement revenue projection.

Administrative law judge adjustment: The bill includes a decrease of \$58,046 General Fund and 0.5 FTE for the Office of Administrative Courts related to H.B. 13-1292 (Keep Jobs in Colorado Act).

Annualize prior year legislation: The bill includes a reduction of \$47,262 total funds for the second or third year impact of legislation. The primary change is the elimination of the one-time \$125,000 General Fund appropriated in S.B. 14-214 (PERA Studies).

Summary of Changes by Long Bill Division

Summary Table for Department of Personnel						
	Total Funds	General Fund	Cash Funds	Reappropriated Funds	Federal Funds	FTE
FY 2014-15 Appropriation	\$174,821,233	\$7,130,338	\$14,873,826	\$152,817,069	\$0	393.1
<i>Changes from 2014-15 by Long Bill Division</i>						
Executive Director's Office	5,700,210	1,984,274	2,009,784	1,706,152	0	0.9
Division of Human Resources	(1,956,821)	1,589,411	(136,963)	(3,409,269)	0	0.0
Constitutionally Independent Entities	10,256	10,256	0	0	0	0.0
Central Services	(2,428,993)	(95,278)	(1,329,912)	(1,003,803)	0	0.0
Division of Accounts and Control	5,048,821	1,092,625	(1,577,440)	5,533,636	0	12.4
Administrative Courts	5,415	0	(8,587)	14,002	0	0.0
Total FY 2015-16 Long Bill Appropriation	\$181,200,121	\$11,711,626	\$13,830,708	\$155,657,787	\$0	406.4
\$ Change from prior year	\$6,378,888	\$4,581,288	(\$1,043,118)	\$2,840,718	\$0	13.3
% Change from prior year	3.6%	64.3%	(7.0%)	1.9%	n/a	3.4%

Appropriation Detail by Long Bill Division

Executive Director's Office: This division is responsible for reviewing the Department's overall management and programs. The division also provides accounting and budgeting services for the department, and it includes the Colorado State Employees Assistance Program (C-SEAP), the Office of the State Architect, and the Colorado State Archives.

Executive Director's Office						
	Total Funds	General Fund	Cash Funds	Reappropriated Funds	Federal Funds	FTE
FY 2014-15 Appropriation	\$14,663,754	\$4,882,177	\$1,062,578	\$8,718,999	\$0	45.8
<i>Changes from FY 2014-15 Appropriation</i>						
Centrally appropriated line items	4,062,800	1,396,690	717,488	1,948,622	0	0.0
Restructure Office of the State Controller to support CORE	1,530,533	37,081	1,337,976	155,476	0	0.0

Executive Director's Office						
	Total Funds	General Fund	Cash Funds	Reappropriated Funds	Federal Funds	FTE
Statewide planning services funding	1,000,000	1,000,000	0	0	0	0.0
Capitol Complex master planner	105,523	105,523	0	0	0	0.9
Indirect cost assessment	93,949	0	0	93,949	0	0.0
Fund source adjustment	0	33,631	26,242	(59,873)	0	0.0
Annualize prior year budget actions	(1,092,595)	(588,651)	(71,922)	(432,022)	0	0.0
Total FY 2015-16 Long Bill Appropriation	\$20,363,964	\$6,866,451	\$3,072,362	\$10,425,151	\$0	46.7
\$ Change from prior year	\$5,700,210	\$1,984,274	\$2,009,784	\$1,706,152	\$0	0.9
% Change from prior year	38.9%	40.6%	189.1%	19.6%	n/a	2.0%

Division of Human Resources: This division is responsible for the administration of: the State's personnel system; the State's employee benefit programs; and the risk management program for all state agencies, including all components of property, liability, and workers' compensation claims.

Division of Human Resources						
	Total Funds	General Fund	Cash Funds	Reappropriated Funds	Federal Funds	FTE
FY 2014-15 Appropriation	\$65,623,371	\$425,000	\$2,426,786	\$62,771,585	\$0	46.7
<i>Changes from FY 2014-15 Appropriation</i>						
Fund source adjustment	0	1,765,259	0	(1,765,259)	0	0.0
Annualize prior year budget actions	(896,633)	(50,848)	21,794	(867,579)	0	0.0
Common policy base adjustments	(851,420)	0	0	(851,420)	0	0.0
Annualize prior year legislation	(129,500)	(125,000)	0	(4,500)	0	0.0
Tobacco Master Settlement revenue adjustment	(77,800)	0	(77,800)	0	0	0.0
Indirect cost assessment	(1,468)	0	(80,957)	79,489	0	0.0
Total FY 2015-16 Long Bill Appropriation	\$63,666,550	\$2,014,411	\$2,289,823	\$59,362,316	\$0	46.7
\$ Change from prior year	(\$1,956,821)	\$1,589,411	(\$136,963)	(\$3,409,269)	\$0	0.0
% Change from prior year	(3.0%)	374.0%	(5.6%)	(5.4%)	n/a	0.0%

Constitutionally Independent Entities: This division includes the State Personnel Board. The Personnel Board has the authority to adopt, by rule, a uniform grievance procedure to be used by all state agencies for classified employees in the state personnel system. The Board adjudicates employment disputes within the state classified system and is responsible for promulgating rules to ensure that state employment is based on merit.

Constitutionally Independent Entities						
	Total Funds	General Fund	Cash Funds	Reappropriated Funds	Federal Funds	FTE
FY 2014-15 Appropriation	\$526,781	\$525,603	\$1,178	\$0	\$0	4.8
<i>Changes from FY 2014-15 Appropriation</i>						
Annualize prior year budget actions	11,576	11,576	0	0	0	0.0
Centrally appropriated line items	(1,320)	(1,320)	0	0	0	0.0
Total FY 2015-16 Long Bill Appropriation	\$537,037	\$535,859	\$1,178	\$0	\$0	4.8
\$ Change from prior year	\$10,256	\$10,256	\$0	\$0	\$0	0.0
% Change from prior year	1.9%	2.0%	0.0%	n/a	n/a	0.0%

Central Services: This division is responsible for providing services such as: mail and messenger services; copying, printing and graphics design; management of the State's motor vehicle fleet; and operation and maintenance of buildings in the Capitol complex and other state-owned facilities.

Central Services						
	Total Funds	General Fund	Cash Funds	Reappropriated Funds	Federal Funds	FTE
FY 2014-15 Appropriation	\$80,139,810	\$192,310	\$2,913,062	\$77,034,438	\$0	179.7
<i>Changes from FY 2014-15 Appropriation</i>						
Annualize prior year budget actions	284,768	(146,180)	(1,352,775)	1,783,723	0	(1.4)
Address Confidentiality Program resources	50,902	50,902	0	0	0	1.4
Common policy base adjustments	18,255	0	22,863	(4,608)	0	0.0
Annualize prior year legislation	238	0	0	238	0	0.0
Annual fleet adjustments	(1,709,790)	0	0	(1,709,790)	0	0.0
Indirect cost assessment	(1,073,366)	0	0	(1,073,366)	0	0.0
Total FY 2015-16 Long Bill Appropriation	\$77,710,817	\$97,032	\$1,583,150	\$76,030,635	\$0	179.7
\$ Change from prior year	(\$2,428,993)	(\$95,278)	(\$1,329,912)	(\$1,003,803)	\$0	0.0
% Change from prior year	(3.0%)	(49.5%)	(45.7%)	(1.3%)	n/a	0.0%

Division of Accounts and Control: This division includes the Office of the State Controller, which provides accounting and control oversight for all departments. The Division also administers a statewide procurement program through the State Purchasing Office; meets the product and service needs of state agencies by negotiating contracts for goods and services; conducts statewide financial reporting, policy and procedural guidance; manages contracts; develops the statewide indirect cost allocation plan; and is responsible for the collection of debts due to the State.

Division of Accounts and Control						
	Total Funds	General Fund	Cash Funds	Reappropriated Funds	Federal Funds	FTE
FY 2014-15 Appropriation	\$10,119,406	\$1,105,248	\$8,355,719	\$658,439	\$0	76.1
<i>Changes from FY 2014-15 Appropriation</i>						
Restructure Office of the State Controller to support CORE	5,320,282	471,836	(1,343,629)	6,192,075	0	16.5
Private collection agency fees	100,000	0	100,000	0	0	0.0
Annualize prior year legislation	82,000	0	82,000	0	0	0.0
Indirect cost assessment	5,482	0	5,482	0	0	0.0
Fund source adjustment	0	647,577	10,862	(658,439)	0	0.0
Annualize prior year budget actions	(458,943)	(26,788)	(432,155)	0	0	(4.1)
Total FY 2015-16 Long Bill Appropriation	\$15,168,227	\$2,197,873	\$6,778,279	\$6,192,075	\$0	88.5
\$ Change from prior year	\$5,048,821	\$1,092,625	(\$1,577,440)	\$5,533,636	\$0	12.4
% Change from prior year	49.9%	98.9%	(18.9%)	840.4%	n/a	16.3%

Administrative Courts: This division provides an independent administrative law adjudication system for state agencies to resolve workers' compensation, human resources, and regulatory law cases. The Division offers a full range of alternative dispute resolution options, including evidentiary hearings, settlement conferences, and mediation. Approximately one-half of all hearings are related to workers' compensation cases.

Administrative Courts						
	Total Funds	General Fund	Cash Funds	Reappropriated Funds	Federal Funds	FTE
FY 2014-15 Appropriation	\$3,748,111	\$0	\$114,503	\$3,633,608	\$0	40.0
<i>Changes from FY 2014-15 Appropriation</i>						
Annualize prior year budget actions	155,110	58,046	0	97,064	0	0.5
Indirect cost assessment	(91,649)	0	(8,587)	(83,062)	0	0.0
Administrative law judge adjustment	(58,046)	(58,046)	0	0	0	(0.5)
Total FY 2015-16 Long Bill Appropriation	\$3,753,526	\$0	\$105,916	\$3,647,610	\$0	40.0
\$ Change from prior year	\$5,415	\$0	(\$8,587)	\$14,002	\$0	0.0
% Change from prior year	0.1%	0.0%	(7.5%)	0.4%	n/a	0.0%

Department of Public Health and Environment

Department Description: The Department of Public Health and Environment is responsible for protecting and improving the health of the people of Colorado and ensuring the quality of Colorado's environment.

Department of Public Health and Environment						
	Total Funds	General Fund ¹	Cash Funds	Reappropriated Funds	Federal Funds	FTE
FY 2014-15 Appropriation	\$552,175,094	\$64,322,851	\$161,393,430	\$35,141,182	\$291,317,631	1,265.0
Long Bill supplemental	<u>44,658</u>	<u>0</u>	<u>44,658</u>	<u>0</u>	<u>0</u>	<u>0.0</u>
FY 2014-15 Adjusted Appropriation	\$552,219,752	\$64,322,851	\$161,438,088	\$35,141,182	\$291,317,631	1,265.0
<i>Changes from FY 2014-15 Appropriation</i>						
Centrally appropriated line items	4,916,290	2,093,212	1,569,956	986,308	266,814	0.0
Indirect cost adjustments	4,134,660	0	(355,909)	1,103,488	3,387,081	0.0
Primary care workforce and data	1,602,762	1,602,762	0	0	0	0.9
CIIS optimization and sustainability	1,212,312	1,212,312	0	0	0	3.6
Title V permitting staff	825,622	0	825,622	0	0	9.0
Oil and gas health activities	763,769	0	763,769	0	0	4.0
Local Public Health Agencies	495,750	495,750	0	0	0	0.0
Pompe disorder screening	483,149	0	483,149	0	0	1.0
Food safety programs	470,135	0	470,135	0	0	2.0
Amendment 35 revenue adjustment	316,402	3,993	312,409	0	0	0.0
Household Take-back Medication Program	300,000	300,000	0	0	0	0.0
Infrared camera program	285,391	0	285,391	0	0	4.0
Solid waste landfill study	231,000	0	231,000	0	0	0.0
Assisted living surveyors	207,319	0	207,319	0	0	3.0
Poison Control Center funding	120,264	120,264	0	0	0	0.0
FRAPPE data analysis	94,298	94,298	0	0	0	0.0
Marijuana lab certification	90,125	0	0	90,125	0	1.5
Newborn screening six days	81,029	0	81,029	0	0	0.0
Transfers to other departments	15,645	0	14,713	(17,184)	18,116	0.0
CHEIS adjustments	0	0	0	0	0	0.0
Sustain clean water programs	0	245,457	(245,457)	0	0	0.0
Clean water sectors transparency	0	0	0	0	0	0.0
Annualize prior year budget actions	(27,275,400)	(22,813,696)	(4,906,729)	445,025	0	(6.0)
Annualize prior year legislation	(5,671,218)	(3,883,414)	(1,598,864)	(188,940)	0	(0.9)
Marijuana revenue reduction	(2,500,000)	0	(2,500,000)	0	0	0.0
Emergency preparedness adjustment	(835,760)	0	0	0	(835,760)	0.0
Cash fund balance adjustments	(350,333)	0	(350,333)	0	0	0.0
TMS revenue adjustment	(340,156)	0	(340,156)	0	0	0.0
Adult stem cell fund checkoff	(140,000)	0	(140,000)	0	0	0.0
Waste tire revenue adjustment	(108,380)	0	(108,380)	0	0	0.0

Department of Public Health and Environment						
	Total Funds	General Fund ¹	Cash Funds	Reappropriated Funds	Federal Funds	FTE
Total FY 2015-16 Long Bill Appropriation	\$531,644,427	\$43,793,789	\$156,136,752	\$37,560,004	\$294,153,882	1,287.1
\$ Change from prior year	(\$20,575,325)	(\$20,529,062)	(\$5,301,336)	\$2,418,822	\$2,836,251	22.1
% Change from prior year	(3.7%)	(31.9%)	(3.3%)	6.9%	1.0%	1.7%

¹ Includes General Fund Exempt, and includes amounts that are exempt from the statutory limit on state General Fund appropriations pursuant to Section 24-75-201.1 (1) (a) (III) (A), C.R.S. See Appendix D for more information.

Description of Incremental Changes

Long Bill supplemental: The bill includes a FY 2014-15 appropriation of \$44,658 cash funds from the Colorado Immunization Fund to use the year-end fund balance for a portion of the costs associated with the Colorado Immunization Information System performance enhancements.

Centrally appropriated line items: The bill includes an increase of \$4,916,290 total funds, of which \$2,093,212 is General Fund for adjustments to centrally appropriated line items for the following: state contributions for health, life, and dental benefits; merit pay; salary survey; short-term disability; supplemental state contributions to the Public Employees' Retirement Association (PERA) pension fund; shift differential; vehicle lease payments; workers' compensation; legal services; administrative law judges; payment to risk management and property funds; Capitol complex leased space; payments to the Governor's Office of Information Technology (OIT); and CORE operations.

Indirect cost adjustments: The bill includes an increase of \$4,134,660 total funds for technical adjustments to the indirect cost methodology for how the Department manages divisional indirect cost recoveries and how both divisional and departmental indirect cost recoveries are reflected in the Long Bill. The increase in federal funds is primarily related to reflecting the informational appropriation of federal funds for centrally appropriated line items.

Primary care workforce and data: The bill includes an increase of \$1,602,762 General Fund and 0.9 FTE for the Colorado Health Service Corps to improve the collection of health care provider data to better inform future decisions regarding resource allocation, and to provide an additional \$1.5 million worth of provider loan repayment awards.

CIIS optimization and sustainability: The bill includes an increase of \$1,212,312 General Fund and 4.0 FTE for the Colorado Immunization Information System to: (1) hire three FTE to support the operating and infrastructure needs of the Colorado Immunization Information System (CIIS); (2) hire one FTE to develop a state program for the Children's Health Plan Plus that is similar to the federal Vaccines for Children program; and (3) make CIIS improvements that will improve system performance.

Title V permitting: The bill includes an increase of \$825,622 cash funds and 9.0 FTE to enable the Title V Permitting Program in the Air Pollution Control Division to meet the required eighteen month time limit for issuing Title V air permits.

Oil and gas health activities: The bill includes an increase of \$763,769 cash funds and 4.0 FTE to implement two consensus recommendation made by the Oil and Gas Task Force for a health concern information line and website as well as a mobile air quality monitoring unit.

Local Public Health Agencies: The bill includes an increase of \$495,750 General Fund for Local Public Health Agencies to account for LPHAs which are expanding the core services they provide, offset a reduction of Tobacco master Settlement revenue, as well as to account for population increases.

Pompe disorder screening: The bill includes an increase of \$483,149 cash funds and 1.0 FTE to fund the addition of the Pompe disorder to the newborn screening test.

Food safety programs: The bill includes an increase of \$470,135 cash funds and 2.0 FTE to purchase new milk testing equipment, develop a statewide information exchange network for retail food safety information, and to add two wholesale food inspectors to conduct state directed inspections.

Amendment 35 revenue adjustment: The bill includes adjustments to the amount of Amendment 35 revenues projected to be received in FY 2015-16.

Household Take-back Medication Program: The bill includes an increase of \$300,000 General Fund for the Household Take-back Medication Program.

Infrared camera program: The bill includes an increase of \$285,391 cash funds and 4.0 FTE to convert the two-year General Funded Infrared Camera program to a permanently cash funded program in the Air Pollution Control Division.

Solid waste landfill study: The bill includes an increase of \$231,000 cash funds to contract for a study of the State's waste and materials management system.

Assisted living surveyors: The bill includes an increase of \$207,319 cash funds and 3.0 FTE to provide the Assisted Living Survey Unit with a sufficient number of surveyors to complete surveys of assisted living facilities as within the statutory timeframe.

Poison Control Center funding: The bill includes an increase of \$120,264 General Fund for the Rocky Mountain Poison Control Center due to increase operational and staff costs.

FRAPPE data analysis: The bill includes an increase of \$94,298 General Fund increase for the first year of the two-year data analysis of information gathered through the Front Range Air Pollution and Photochemistry Experiment.

Marijuana lab certification: The bill includes an increase of \$90,125 reappropriated funds from the Department of Revenue for the inspection and survey of marijuana testing laboratories required for a laboratory certification from the Department of Revenue.

Newborn screening six days: The bill includes an increase of \$81,029 cash funds to enable the State Laboratory to operate the newborn screening section six days a week.

Transfer to other departments: The bill includes increases for funds which are transferred to other departments.

CHEIS adjustments: The bill includes two net zero adjustments for funding for work done by the Center for Health and Environment Information Services.

Sustain clean water programs: The bill includes an increase of \$245,457 General Fund to offset a reduction of \$245,457 cash funds due to insufficient fee revenue for the Clean Water Sectors due to the fees being set statutorily.

Clean water sectors transparency: The bill includes a reorganization of the Long Bill structure for the Clean Water Sectors to better identify the appropriation by sector and associated FTE by sector.

Annualize prior year budget actions: The bill includes a number of changes to annualize funding decisions made through the prior year Long Bill including:

- A reduction of \$21.0 million total funds (\$19.0 million General Fund and \$2.0 million cash funds) for the one-time funding provided for grants to local entities for improvements to water and wastewater facilities related to the water nutrient regulations and damage repairs related to the September 2013 floods;
- A reduction of \$3.0 million total funds (\$1.5 million General Fund and \$1.5 million cash funds) for a one-time payment to the Recycling Resources and Economic Opportunity Fund;
- A reduction of \$1.5 million General Fund for the second year costs of the Department's component of the Health Information Exchange and the electronic health record system funding for local public health agencies;
- A reduction of \$0.4 million General Fund for the annualization of the two year infrared camera project; and
- A reduction of \$0.2 million cash funds for the third year impact of regulating the commissioning and decommissioning of two uranium mills.

Annualize prior year legislation: The bill includes adjustments related to prior year legislation including:

- A reduction of \$3.0 million to transfer the Senior Dental Program to the Department of Health Care Policy and Financing on July 1, 2015;
- A reduction of \$0.5 million General Fund to annualize the one-time General Fund transfer to the Waste Tire Administration and Cleanup Fund in H.B. 14-1352;
- A reduction of \$0.4 million General Fund for the annualization of the one-time appropriation in S.B. 14-187 (Colorado Commission on Affordable Health Care);
- An increase of \$0.3 million cash funds for the transfer of the Brownsfield Cleanup Program from the capital construction budget to the operating budget pursuant to SJR 14-039 (Differentiating Budget Requests);
- A reduction of \$1.0 million cash funds from the Marijuana Tax Cash Fund for the second year costs of the Marijuana Education Campaign and Healthy Kids Colorado survey funded in S.B. 14-215; and
- A reduction of \$0.6 million due to the completion of the electronic death registration system required by H.B. 12-1041 (Electronic Death Registration System).

Marijuana revenue reduction: The bill includes a reduction of Marijuana Tax Cash Fund dollars appropriated for the Marijuana Public Awareness Campaign based on FY 2015-16 available marijuana revenues.

Emergency preparedness adjustment: The bill includes a reduction of anticipated federal funds for emergency preparedness activities and the creation of a new line item for state directed emergency preparedness activities.

Cash fund balance adjustments: The bill includes a number of adjustments to appropriation to account for available balances of various cash funds.

TMS revenue adjustment: The bill includes adjustments related to the projected amount of Tobacco Master Settlement (TMS) revenue for FY 2015-16.

Adult stem cell fund checkoff: The bill eliminates the appropriation for the Adult Stem Cell Fund because the fund did not receive any tax checkoff revenue and was not included on the 2014 Colorado tax form.

Waste tire revenue adjustment: The bill includes adjustments related to the projected amount of waste tire revenue for FY 2015-16.

Summary of Changes by Long Bill Division

Summary Table for Department of Public Health and Environment						
	Total Funds	General Fund ¹	Cash Funds	Reappropriated Funds	Federal Funds	FTE
FY 2014-15 Appropriation	\$552,175,094	\$64,322,851	\$161,393,430	\$35,141,182	\$291,317,631	1,265.0
Long Bill supplemental	<u>44,658</u>	<u>0</u>	<u>44,658</u>	<u>0</u>	<u>0</u>	<u>0.0</u>
FY 2014-15 Adjusted Appropriation	\$552,219,752	\$64,322,851	\$161,438,088	\$35,141,182	\$291,317,631	1,265.0
<i>Changes from FY 2014-15 by Long Bill Division</i>						
Administration and Support	6,864,310	2,406,121	287,018	2,406,597	1,764,574	11.4
Center for Health and Environmental Information	5,469,905	2,653,573	(216,100)	0	3,032,432	23.3
Laboratory Services	774,733	17,053	272,695	228,471	256,514	1.8
Air Pollution Control Division	466,594	(701,778)	1,138,642	0	29,730	7.4
Water Quality Control Division	(20,143,333)	(18,672,878)	(2,112,905)	0	642,450	(2.1)
Hazardous Materials and Waste Management Division	(152,253)	(500,000)	286,676	3,259	57,812	(1.4)
Division of Environmental Health and Sustainability	(2,475,640)	(1,205,884)	(1,147,614)	1,912	(124,054)	1.5
Disease Control and Environmental Epidemiology Division	(3,283,522)	(2,678,589)	572,157	0	(1,177,090)	(7.6)
Prevention Services Division	(7,207,114)	(1,963,645)	(4,442,814)	(137,347)	(663,308)	(13.9)
Health Facilities and Emergency Medical Services Division	140,708	130,796	60,909	(84,070)	33,073	2.2
Office of Emergency Preparedness and Response	(1,029,713)	(13,831)	0	0	(1,015,882)	(0.5)
Total FY 2015-16 Long Bill Appropriation	\$531,644,427	\$43,793,789	\$156,136,752	\$37,560,004	\$294,153,882	1,287.1
\$ Change from prior year	(\$20,575,325)	(\$20,529,062)	(\$5,301,336)	\$2,418,822	\$2,836,251	22.1
% Change from prior year	(3.7%)	(31.7%)	(3.3%)	6.9%	1.0%	1.7%

¹ Includes General Fund Exempt, and includes amounts that are exempt from the statutory limit on state General Fund appropriations pursuant to Section 24-75-201.1 (1) (a) (III) (A), C.R.S. See Appendix D for more information.

Appropriation Detail by Long Bill Division

Administration and Support: This division is comprised of three subdivisions: Administration, Office of Health Disparities, and Local Public Health Planning and Support.

(A) *Administration* - performs operations that are common to all divisions including accounting, budgeting, data processing, human resources, purchasing, and information technology services provided to the Department by the Governor's Office of Information Technology Services.

(B) *Office of Health Disparities* - is responsible for administration of the Health Disparities Grant Program which works to overcome the differences in the quality of health care and associated health outcomes for different racial and ethnic groups across Colorado. The Office is primarily funded by 2.4 percent of the Amendment 35 revenue and a small amount of General Fund.

(C) *Local Public Health Planning and Support* - provides local public health agencies with planning, technical, and financial support to ensure that local public health agencies are able to effectively deliver health and environmental services.

Administration and Support						
	Total Funds	General Fund	Cash Funds	Reappropriated Funds	Federal Funds	FTE
FY 2014-15 Appropriation	\$51,106,939	\$8,675,213	\$14,266,100	\$27,590,010	\$575,616	78.5
<i>Changes from FY 2014-15 Appropriation</i>						
Centrally appropriated line items	4,947,426	2,093,212	1,585,718	986,308	282,188	0.0
Indirect cost adjustments	2,574,854	74,286	(100,408)	1,118,590	1,482,386	11.4
Local Public Health Agencies	495,750	495,750	0	0	0	0.0
Cash fund balance adjustments	205,078	0	205,078	0	0	0.0
Title V permitting staff	8,496	0	8,496	0	0	0.0
Oil and gas health activities	5,064	0	5,064	0	0	0.0
Assisted living surveyors	3,576	0	3,576	0	0	0.0
Food safety programs	3,260	0	3,260	0	0	0.0
Annualize prior year budget actions	(1,073,010)	(257,127)	(1,196,522)	380,639	0	0.0
Amendment 35 revenue adjustment	(120,504)	0	(120,504)	0	0	0.0
Annualize prior year legislation	(100,364)	0	(21,424)	(78,940)	0	0.0
TMS revenue adjustment	(85,316)	0	(85,316)	0	0	0.0
Total FY 2015-16 Long Bill Appropriation	\$57,971,249	\$11,081,334	\$14,553,118	\$29,996,607	\$2,340,190	89.9
\$ Change from prior year	\$6,864,310	\$2,406,121	\$287,018	\$2,406,597	\$1,764,574	11.4
% Change from prior year	13.4%	27.7%	2.0%	8.7%	306.6%	14.5%

Center for Health and Environmental Information: This division gathers, analyzes and disseminates health and environmental data; provides birth and death certificates; administers the medical marijuana registry; and manages the Department's HIPAA compliance. Within this division are the following four programs:

(A) *Administration* - provides divisional administrative support services.

(B) *Health Statistics and Vital Records* - is responsible for the maintenance of Colorado birth, death, marriage, divorce, and other vital records-related certificates. The subdivision administers the Voluntary Adoption Registry, which facilitates voluntary contact between Colorado-born adoptees 18 years of age and older and their birth parents. Division staff provide trainings on vital records rules, regulations and statutes to individuals and local public health agencies. Data users include the Center for Disease Control, local public health agencies, and epidemiologists. This subdivision is primarily funded with cash funds from the Vital Statistics Records Cash Fund and federal funds.

(C) *Medical Marijuana Registry* - serves as the state database for all individuals who have satisfied the medical requirements to use medical marijuana and have paid the Medical Marijuana Registry fee. The Medical Marijuana Registry is entirely cash funded by the Medical Marijuana Program Cash Fund.

(D) *Health Data Programs and Information* - houses a number of the Department's health data programs which gather health data and survey information including the Cancer Registry, Birth Defects Monitoring Program, the funding to connect a number of the health data systems with the statewide Health Information Exchange, and funding for Local Public Health Agencies to build electronic health records which can communicate with the Health Information Exchange.

Center for Health and Environmental Information						
	Total Funds	General Fund	Cash Funds	Reappropriated Funds	Federal Funds	FTE
FY 2014-15 Appropriation	\$8,387,030	\$0	\$6,243,027	\$5,887	\$2,138,116	76.0
<i>Changes from FY 2014-15 Appropriation</i>						
CHEIS adjustments	5,384,492	2,653,573	383,972	0	2,346,947	24.3
Indirect cost adjustments	610,663	0	(74,822)	0	685,485	(1.0)
Annualize prior year budget actions	80,524	0	80,524	0	0	0.0
Annualize prior year legislation	(605,774)	0	(605,774)	0	0	0.0
Total FY 2015-16 Long Bill Appropriation	\$13,856,935	\$2,653,573	\$6,026,927	\$5,887	\$5,170,548	99.3
\$ Change from prior year	\$5,469,905	\$2,653,573	(\$216,100)	\$0	\$3,032,432	23.3
% Change from prior year	65.2%	n/a	(3.5%)	0.0%	141.8%	30.7%

Laboratory Services: This division is primarily funded with cash funds from the Newborn Screening and Genetic Counseling Cash Fund, the Laboratory Cash Fund, the Law Enforcement Assistance Fund, and federal funds. This division is comprised of the following three sections:

The Director's Office - provides managerial and administrative support for the Division.

The Chemistry and Microbiology Section - performs the following activities: analyzing blood and tissue specimens, testing for newborn genetic disorders, diagnostic testing for bacterial diseases, analysis for disease outbreaks, and water and environmental testing.

The Certification Section - certifies private medical laboratories, environmental laboratories, including water testing laboratories, on-site dairy laboratories, and the state and local law enforcement breath-alcohol testing devices (intoxilyzers) throughout the state. This section is also responsible for surveying private marijuana testing laboratories and making certification recommendations to the Department of Revenue.

Laboratory Services						
	Total Funds	General Fund	Cash Funds	Reappropriated Funds	Federal Funds	FTE
FY 2014-15 Appropriation	\$12,856,594	\$1,088,163	\$8,266,196	\$418,549	\$3,083,686	75.0
<i>Changes from FY 2014-15 Appropriation</i>						
Pompe disorder screening	483,149	0	483,149	0	0	1.0
Marijuana lab certification	90,125	0	0	90,125	0	1.5
Newborn screening six days	81,029	0	81,029	0	0	0.0
Annualize prior year budget actions	78,532	17,053	61,479	0	0	0.0
Indirect cost adjustments	41,898	0	(352,962)	138,346	256,514	(0.7)
Total FY 2015-16 Long Bill Appropriation	\$13,631,327	\$1,105,216	\$8,538,891	\$647,020	\$3,340,200	76.8
\$ Change from prior year	\$774,733	\$17,053	\$272,695	\$228,471	\$256,514	1.8
% Change from prior year	6.0%	1.6%	3.3%	54.6%	8.3%	2.4%

Air Pollution Control Division: This division is comprised of four subdivisions: Administration, Technical Services, Mobile Sources, and Stationary Sources.

(A) *Administration* - provides administrative support to the Air Quality Control Commission and manages the implementation of air programs by the other subdivisions.

(B) *Technical Services* - houses the Air Quality Monitoring, Modeling and Analysis, and Visibility and Risk Assessment Programs.

(C) *Mobile Sources* - is comprised of the Research and Support Program which contains four subprograms: (1) the High Altitude Testing Program, (2) the Oxygenated Fuel Program, (3) the Clean Fuel Fleet Program, and (4) the Inspection and Maintenance Program. The Inspection and Maintenance Program works to reduce motor vehicle-related pollution through the inspection and emissions-related repair of motor vehicles. Emissions testing of gas and diesel powered vehicles are required when registering, renewing, or selling vehicles within the program areas along Colorado's Front Range.

(D) *Stationary Sources* - is responsible for controlling and reducing air pollutants from stationary sources (i.e., factories, power plants, wood stoves, etc.) through permits, monitoring, and inspections of stationary sources that emit air pollutants. The subdivision houses the following three programs: the Inventory and Support Services Program, the Permits and Compliance Assurance Program, and the Hazardous and Toxic Control Program.

Air Pollution Control Division						
	Total Funds	General Fund	Cash Funds	Reappropriated Funds	Federal Funds	FTE
FY 2014-15 Appropriation	\$24,067,001	\$796,076	\$18,809,446	\$0	\$4,461,479	174.4
<i>Changes from FY 2014-15 Appropriation</i>						
Title V permitting staff	817,126	0	817,126	0	0	9.0
Oil and gas health activities	402,859	0	402,859	0	0	1.0
Infrared camera program	285,391	0	285,391	0	0	4.0
Indirect cost adjustments	204,560	0	174,830	0	29,730	(1.6)
FRAPPE data analysis	94,298	94,298	0	0	0	0.0
Annualize prior year budget actions	(1,337,640)	(796,076)	(541,564)	0	0	(5.0)
Total FY 2015-16 Long Bill Appropriation	\$24,533,595	\$94,298	\$19,948,088	\$0	\$4,491,209	181.8
\$ Change from prior year	\$466,594	(\$701,778)	\$1,138,642	\$0	\$29,730	7.4
% Change from prior year	1.9%	(88.2%)	6.1%	n/a	0.7%	4.2%

Water Quality Control Division: This division is comprised of five subdivisions: Administration, Clean Water Sectors, Clean Water Program, Drinking Water Program, and Indirect Cost Assessment.

(A) *Administration* - This subdivision provides management and support staff for the Water Quality Control Commission, clerical support for other subdivisions, and maintains a centralized records system for the Division. This subdivision is responsible for training and certifying the operators of all water and wastewater treatment facilities in the state.

(B) *Clean Water Sectors* - is responsible for issuing discharge permits, monitoring compliance with permits, conducting inspections, providing technical assistance, and as necessary, pursuing enforcement actions for the six industry sectors. The six industry sectors are construction, commerce and industry, municipal separate storm sewer systems, pesticides, public and private utilities, water quality certification.

(C) *Clean Water Program* - funds grants and contracts primarily to local governments for the Non-Point Source Program and the Water Quality Improvement Program.

(D) *Drinking Water Program* - is established under the federal Safe Drinking Water Act and is used to implement measures to ensure that public water systems throughout Colorado provide safe drinking water for Colorado citizens.

Water Quality Control Division						
	Total Funds	General Fund	Cash Funds	Reappropriated Funds	Federal Funds	FTE
FY 2014-15 Appropriation	\$44,985,736	\$22,974,851	\$7,510,207	\$39,673	\$14,461,005	175.5
<i>Changes from FY 2014-15 Appropriation</i>						
Indirect cost adjustments	605,325	(25,903)	(11,222)	0	642,450	(1.1)
Sustain clean water programs	0	245,457	(245,457)	0	0	0.0
Clean water sectors transparency	0	0	0	0	0	0.0
Annualize prior year budget actions	(20,748,658)	(18,892,432)	(1,856,226)	0	0	(1.0)
Total FY 2015-16 Long Bill Appropriation	\$24,842,403	\$4,301,973	\$5,397,302	\$39,673	\$15,103,455	173.4
\$ Change from prior year	(\$20,143,333)	(\$18,672,878)	(\$2,112,905)	\$0	\$642,450	(2.1)
% Change from prior year	(44.8%)	(81.3%)	(28.1%)	0.0%	4.4%	(1.2%)

Hazardous Materials and Waste Management Division: This division is comprised of six subdivisions: Administration, Hazardous Waste Control Program, Solid Waste Control Program, Contaminated Site Cleanups and Remediation Programs, Radiation Control, and the Waste Tire Program.

(A) *Administration* - provides division-wide administrative and management support services.

(B) *Hazardous Waste Control Program* - has four primary responsibilities: permitting, compliance assurance, corrective action, and compliance assistance. This program monitors compliance and enforces hazardous waste regulations over 500 large-quantity hazardous waste generators, 3,000 small generators, hazardous waste transporters, and 50 hazardous waste treatment, storage and disposal facilities. Funding for this program is from the Hazardous Waste Service Cash Fund and federal funds.

(C) *Solid Waste Control Program* - is responsible for the regulation of all solid waste management facilities in Colorado, including landfills, composting facilities, recycling facilities, transfer facilities, certain types of waste surface impoundments, asbestos waste facilities, solid waste incinerators, and medical waste facilities. Funding for this subdivision is from cash funds, including the Solid Waste Management Fund and the Radiation Control Fund.

(D) *Contaminated Site Cleanups and Remediation Programs* - are summarized below and funded primarily from the Hazardous Substance Response Fund and federal funds.

- The Superfund Program works with the Environmental Protection Agency as either the lead agency or support agency in the review and implementation of cleanup plans and oversight of the cleanup work at superfund sites. Funding for cleanup of the Rocky Mountain Arsenal superfund site is included in this program.
- The Contaminated Site Cleanups Program works to facilitate the cleanup of contaminated sites that have not been designated as superfund sites.
- The subdivision provides the Department of Law with technical support relating to the federal Comprehensive Environmental Response, Compensation, and Liability Act (CERCLA).
- The Uranium Mill Tailings Remedial Action Program assists local governments in managing mill tailings that were not removed during the cleanup and are disturbed during road work or other renewal or building activities.

(E) *Radiation Management* - provides regulatory services for radioactive materials through the review of license applications and inspections of facilities; administration of contract services with local public health agencies for indoor radon testing, prevention, and education; and the monitoring of low-level radioactive waste producers to ensure proper and economically sound disposal. Funding for this subdivision is primarily from the Radiation Control Fund and federal funds.

(F) *Waste Tire Program* - is responsible for regulating the reuse and disposal of waste tires including: regulation of waste tire haulers and facilities that generate, collect, store, process and/or use waste tires; awarding grants to local agencies for equipment, training and other activities related to prevention and response to waste tire fires; developing initiatives designed to encourage the disposal, recycling or reuse of illegally dumped tires and the recycling or reuse of waste tires; and payment of rebates to waste tire end users.

Hazardous Materials and Waste Management Division						
	Total Funds	General Fund	Cash Funds	Reappropriated Funds	Federal Funds	FTE
FY 2014-15 Appropriation	\$32,073,705	\$500,000	\$21,287,094	\$282,060	\$10,004,551	116.6
<i>Changes from FY 2014-15 Appropriation</i>						
Solid waste landfill study	231,000	0	231,000	0	0	0.0
Indirect cost adjustments	152,333	0	81,054	(1,907)	73,186	(1.1)
Transfers to other departments	14,713	0	14,713	0	0	0.0
Annualize prior year legislation	(289,170)	(500,000)	210,830	0	0	(0.3)
Annualize prior year budget actions	(121,613)	0	(126,779)	5,166	0	0.0
Waste tire revenue adjustment	(108,380)	0	(108,380)	0	0	0.0
Centrally appropriated line items	(31,136)	0	(15,762)	0	(15,374)	0.0
Total FY 2015-16 Long Bill Appropriation	\$31,921,452	\$0	\$21,573,770	\$285,319	\$10,062,363	115.2

Hazardous Materials and Waste Management Division						
	Total Funds	General Fund	Cash Funds	Reappropriated Funds	Federal Funds	FTE
\$ Change from prior year	(\$152,253)	(\$500,000)	\$286,676	\$3,259	\$57,812	(1.4)
% Change from prior year	(0.5%)	(100.0%)	1.3%	1.2%	0.6%	(1.2%)

Division of Environmental Health and Sustainability: This division is responsible for enforcing sanitation standards to prevent and control diseases transmitted by food and insects; eliminating unsanitary conditions in public accommodations; and preventing injuries to persons using potentially dangerous consumer products. The division's major sources of cash funds are from license fees for businesses, such as retail and wholesale food licenses. The division's reappropriated funds are from the Departments of Corrections and Human Services for the inspection of institutions and child care facilities.

The Consumer Protection Division is responsible for programs designed to protect the public from disease and injury through identification and control of environmental factors in food, drugs, medical devices, institutions, consumer products, and insect and rodent vectors affecting public health. The Division has responsibility for the following programs:

- The Dairy Inspection Program inspects dairy farms; milk haulers, tankers and receivers; milk cooperatives; milk processing plants; and manufactured dairy product plants.
- The Retail Food Service Inspection Program inspects restaurants, grocery stores, school cafeterias, and food programs for the elderly.
- The Wholesale Food Manufacturing and Storage Program inspects food storage and warehouse facilities, food manufacturers, and shellfish dealers.
- The Insect/Vector Control Program monitors diseases that are spread by insects and rodents, such as encephalitis, the plague, and West Nile Virus.
- The Environmental Institutions Program inspects child care centers, summer camps, public and private schools, and private correctional facilities.
- The Health Fraud Program prepares and disseminates information related to potentially harmful and/or recalled products.
- The Drug/Medical Device Program inspects body art facilities, drug manufacturers, and medical device manufacturers.
- Other regulatory responsibilities, such as inspecting tanning facilities and responding to complaints about hotels, motels, mobile home park operators, and camp ground operators.

Division of Environmental Health and Sustainability						
	Total Funds	General Fund	Cash Funds	Reappropriated Funds	Federal Funds	FTE
FY 2014-15 Appropriation	\$10,851,954	\$2,732,648	\$6,446,510	\$107,433	\$1,565,363	42.6
<i>Changes from FY 2014-15 Appropriation</i>						
Food safety programs	466,875	0	466,875	0	0	2.0
Household Take-back Medication Program	300,000	300,000	0	0	0	0.0
Annualize prior year budget actions	(2,920,856)	(1,474,976)	(1,447,792)	1,912	0	0.0
Indirect cost adjustments	(316,659)	(25,908)	(166,697)	0	(124,054)	(0.5)
Annualize prior year legislation	(5,000)	(5,000)	0	0	0	0.0
Total FY 2015-16 Long Bill Appropriation	\$8,376,314	\$1,526,764	\$5,298,896	\$109,345	\$1,441,309	44.1
\$ Change from prior year	(\$2,475,640)	(\$1,205,884)	(\$1,147,614)	\$1,912	(\$124,054)	1.5
% Change from prior year	(22.8%)	(44.1%)	(17.8%)	1.8%	(7.9%)	3.5%

Disease Control and Environmental Epidemiology Division: This division is comprised of three subdivisions: Administration, General Disease Control, and Surveillance; Special Purpose Disease Control Programs; and Environmental Epidemiology.

This division, based on the recommended consolidation of health data programs will be comprised of three subdivisions: Administration, General Disease Control, and Surveillance; Special Purpose Disease Control Programs; and Environmental Epidemiology. The primary sources of funding for this division include General Fund, cash funds from the tobacco master settlement agreement, and federal funds.

(A) *Administration, General Disease Control and Surveillance* - has three areas of responsibility: (1) provision of division-wide administration and support, (2) maintaining and monitoring the disease-monitoring network, and (3) operation of the Immunization Program. The Immunization Program consists of the following:

- The Immunization Outreach Program provides free immunization clinics around the state.
- The Colorado Immunization Information System which houses immunization records, allowing health care providers to easily check a child's immunization status during a health care visit. This helps to ensure that a child is up-to-date on their immunizations and is not over-immunized. The system can also send reminders to parents of children who are not up-to-date on their immunizations.
- The Immunization Program also provides of grants to local public health agencies for the operation of immunization clinics.

(B) *Special Purpose Disease Control Programs* - is responsible for disease control programs which are designed to control and prevent certain communicable diseases including: sexually transmitted infections; HIV and AIDS; and tuberculosis.

(C) *Environmental Epidemiology* - houses the Cannabis Health Environmental and Epidemiology Training, Outreach, and Surveillance Program which is responsible for researching the health impacts of marijuana use.

Disease Control and Environmental Epidemiology Division						
	Total Funds	General Fund¹	Cash Funds	Reappropriated Funds	Federal Funds	FTE
FY 2014-15 Appropriation	\$101,121,666	\$9,770,567	\$6,909,513	\$0	\$84,441,586	151.4
Long Bill supplemental	<u>44,658</u>	<u>0</u>	<u>44,658</u>	<u>0</u>	<u>0</u>	<u>0.0</u>
FY 2014-15 Adjusted Appropriation	\$101,166,324	\$9,770,567	\$6,954,171	\$0	\$84,441,586	151.4
Changes from FY 2014-15 Appropriation						
CIIS optimization and sustainability	1,212,312	1,212,312	0	0	0	3.6
Cash fund balance adjustments	623,141	0	623,141	0	0	0.0
Oil and gas health activities	355,846	0	355,846	0	0	3.0
Indirect cost adjustments	65,754	(2,450)	22,647	0	45,557	(1.5)
Amendment 35 revenue adjustment	7,986	3,993	3,993	0	0	0.0
CHEIS adjustments	(3,762,657)	(2,406,038)	(133,972)	0	(1,222,647)	(12.7)
Annualize prior year budget actions	(1,531,064)	(1,486,406)	(44,658)	0	0	0.0
TMS revenue adjustment	(254,840)	0	(254,840)	0	0	0.0
Total FY 2015-16 Long Bill Appropriation	\$97,882,802	\$7,091,978	\$7,526,328	\$0	\$83,264,496	143.8
\$ Change from prior year	(\$3,283,522)	(\$2,678,589)	\$572,157	\$0	(\$1,177,090)	(7.6)
% Change from prior year	(3.2%)	(27.4%)	8.2%	n/a	(1.4%)	(5.0%)

¹ Includes General Fund Exempt, and includes amounts that are exempt from the statutory limit on state General Fund appropriations pursuant to Section 24-75-201.1 (1) (a) (III) (A), C.R.S. See Appendix D for more information.

Prevention Services Division: This division is comprised of the following five subdivisions: Administration, Chronic Disease Prevention Programs, Primary Care Office, Family and Community Health, and Nutrition Services.

(A) *Administration* - provides administrative services to the other division programs. Fund sources include General Fund, various division cash funds, and federal funds.

(B) *Chronic Disease Prevention Programs* - provide target prevention services for specific chronic diseases including: breast and cervical cancer, lung cancer, and cardiovascular and chronic pulmonary disease. This subdivision also includes oral health programs and tobacco cessation, education, and prevention programs. Fund sources include cash funds from the tobacco settlement and tobacco tax revenue and federal funds.

(C) *Primary Care Office* - assesses the need for primary health care professionals in various parts of the state and directs incentives to qualified professionals and clinics willing to serve in areas that are short of providers. Funding for the Office includes cash funds from the tobacco settlement revenue and federal funds.

(D) *Family and Community Health* - includes the following three program areas:

- (1) Women's Health Programs include health and family planning services for low-income women, prenatal and postpartum services, and counseling and education to low-income pregnant women and their newborns;
- (2) Children and Youth Programs include the children with special needs health care program, genetics counseling for children with possible genetic disorders, and school-based health centers; and
- (3) Injury, Suicide, and Violence Prevention Programs include suicide and injury prevention programs. Fund sources include General Fund, federal funds, and cash funds from the tobacco settlement revenue.

(E) *Nutrition Services* - includes the Women, Infants and Children (WIC) Nutrition Program and the Child and Adult Food Care Program. WIC provides a monthly check to low-income (185.0 percent of federal poverty guidelines) women and children who are at-risk of poor nutritional outcomes. The Child and Adult Food Care Program provides reimbursement for nutritious foods to participating child care centers, Head Start programs, family day care homes, and adult day care centers. These programs are entirely federally funded.

Prevention Services Division						
	Total Funds	General Fund	Cash Funds	Reappropriated Funds	Federal Funds	FTE
FY 2014-15 Appropriation	\$221,249,786	\$14,472,162	\$56,138,712	\$1,438,093	\$149,200,819	192.4
<i>Changes from FY 2014-15 Appropriation</i>						
Primary care workforce and data	1,602,762	1,602,762	0	0	0	0.9
Indirect cost adjustments	645,103	0	321,458	(137,347)	460,992	(2.3)
Amendment 35 revenue adjustment	428,920	0	428,920	0	0	0.0
Annualize prior year budget actions	77,990	47,250	30,740	0	0	0.0
Annualize prior year legislation	(4,521,502)	(3,366,122)	(1,155,380)	0	0	(0.9)
Marijuana revenue reduction	(2,500,000)	0	(2,500,000)	0	0	0.0
CHEIS adjustments	(1,621,835)	(247,535)	(250,000)	0	(1,124,300)	(11.6)
Cash fund balance adjustments	(1,178,552)	0	(1,178,552)	0	0	0.0
Adult stem cell fund checkoff	(140,000)	0	(140,000)	0	0	0.0
Total FY 2015-16 Long Bill Appropriation	\$214,042,672	\$12,508,517	\$51,695,898	\$1,300,746	\$148,537,511	178.5
\$ Change from prior year	(\$7,207,114)	(\$1,963,645)	(\$4,442,814)	(\$137,347)	(\$663,308)	(13.9)
% Change from prior year	(3.3%)	(13.6%)	(7.9%)	(9.6%)	(0.4%)	(7.2%)

Health Facilities and Emergency Medical Services Division: This division establishes and enforces standards for the operation of health care facilities and the provision of emergency medical and trauma services. The division licenses hospitals, nursing homes, and other health care facilities; licenses home health care providers; certifies health care facilities for Medicaid and Medicare; trains individuals to administer medications in residential and non-residential care facilities; trains and regulates emergency medical personnel; provides technical assistance and grants to local emergency medical service providers; and oversees the state's trauma care system. The division's cash funds derive from fees paid by licensees and from the Highway Users Tax Fund. Reappropriated funds are transferred from the Department of Health Care Policy and Financing.

(A) *Operations Management* - provides administrative services to the various division programs.

(B) *Health Facilities Programs* - licenses and regulates eleven types of medical facilities. Licensing activities conducted by the division include performing fitness reviews, conducting fire safety inspections, investigating complaints and conducting enforcement activities. General Fund is required pursuant to Section 25-3-103, C.R.S., so that fees paid by non-government owned facilities do not subsidize the regulation of government-owned facilities.

(C) *Emergency Medical Services* - certifies and regulates emergency medical services providers, licenses air ambulance agencies, administers grants, and coordinates the designation of trauma centers.

Health Facilities and Emergency Medical Services Division						
	Total Funds	General Fund	Cash Funds	Reappropriated Funds	Federal Funds	FTE
FY 2014-15 Appropriation	\$28,187,470	\$1,709,782	\$15,516,625	\$5,259,477	\$5,701,586	147.0
<i>Changes from FY 2014-15 Appropriation</i>						
Annualize prior year budget actions	220,395	29,018	134,069	57,308	0	0.0
Assisted living surveyors	203,743	0	203,743	0	0	3.0
Poison Control Center funding	120,264	120,264	0	0	0	0.0
Transfers to other departments	932	0	0	(17,184)	18,116	0.0
Indirect cost adjustments	(255,218)	(6,194)	(249,787)	(14,194)	14,957	(1.1)
Annualize prior year legislation	(149,408)	(12,292)	(27,116)	(110,000)	0	0.3
Total FY 2015-16 Long Bill Appropriation	\$28,328,178	\$1,840,578	\$15,577,534	\$5,175,407	\$5,734,659	149.2
\$ Change from prior year	\$140,708	\$130,796	\$60,909	(\$84,070)	\$33,073	2.2
% Change from prior year	0.5%	7.6%	0.4%	(1.6%)	0.6%	1.5%

Office of Emergency Preparedness and Response: The Office develops and implements emergency response plans to enable the Department to ensure the protection of health and the medical response for victims when an emergency occurs in Colorado. The Office works to ensure the Department, local public health, and medical agencies have plans for responding to emergency events and administering medication in mass quantities to all citizens in Colorado. Additional responsibilities of the Office include:

- Training of health and medical professionals on the latest and improved response protocols, including the National Incident Management System;
- Ensuring that public health and medical programs are integrated with law enforcement, the Division of Emergency Management and other state departments critical to the state's response;
- Providing emergency preparedness education and training to Department employees, medical and public health partners;
- Ensuring the rapid receipt, storage and distribution of the Strategic National Stockpile (SNS) supplies and medication during an emergency;
- Activation of the Department Emergency Operations Center (DOC) during emergency situations;
- Coordination and enhancement of the capacity of the Emergency System for Advance Registration of Volunteer Health Professionals. This enables the Colorado Hospital Preparedness Program to expand and integrate the Colorado Medical Reserve Corps to enable the preparation of volunteers for an all-hazards response; and
- Assisting individuals and communities during and recovering from natural and human-caused disasters.

The amount of federal dollars this Division receives is driven by formulas that are based in part on state population. If the state accepts the federal funds, the state must provide the required match amount.

Office of Emergency Preparedness and Response						
	Total Funds	General Fund	Cash Funds	Reappropriated Funds	Federal Funds	FTE
FY 2014-15 Appropriation	\$17,287,213	\$1,603,389	\$0	\$0	\$15,683,824	35.6
<i>Changes from FY 2014-15 Appropriation</i>						
Emergency preparedness adjustment	(835,760)	0	0	0	(835,760)	0.0
Indirect cost adjustments	(193,953)	(13,831)	0	0	(180,122)	(0.5)
Total FY 2015-16 Long Bill Appropriation	\$16,257,500	\$1,589,558	\$0	\$0	\$14,667,942	35.1
\$ Change from prior year	(\$1,029,713)	(\$13,831)	\$0	\$0	(\$1,015,882)	(0.5)
% Change from prior year	(6.0%)	(0.9%)	n/a	n/a	(6.5%)	(1.4%)

Department of Public Safety

Department Description: The Department promotes safety and protects human life by enforcing traffic laws. The Department operates the State law enforcement training academy; assists state and local law enforcement in investigating crime and in enforcing criminal laws; maintains fingerprint records and DNA profiles; operates the statewide crime reporting program; and arranges for scientific laboratory services and facilities, utilizing existing facilities and services wherever feasible. The Department assists in solving fire safety problems, administers a uniform statewide fire reporting system, and trains firefighters and first responders; coordinates the state's response to the threat of terrorism; investigates organized crime; and administers adult and youth community corrections programs.

Department of Public Safety						
	Total Funds	General Fund	Cash Funds	Reappropriated Funds	Federal Funds	FTE
FY 2014-15 Appropriation	\$403,433,904	\$136,063,545	\$175,622,518	\$33,311,956	\$58,435,885	1,688.6
Long Bill supplemental	<u>(1,497,134)</u>	<u>(1,497,134)</u>	<u>0</u>	<u>0</u>	<u>0</u>	<u>0.0</u>
FY 2014-15 Adjusted Appropriation	\$401,936,770	\$134,566,411	\$175,622,518	\$33,311,956	\$58,435,885	1,688.6
<i>Changes from FY 2014-15 Appropriation</i>						
Centrally appropriated line items	8,181,993	309,037	6,444,563	1,043,250	385,143	0.0
Annualize prior year legislation	4,210,175	(420,356)	4,824,374	(191,581)	(2,262)	12.7
Community provider rate	1,259,906	1,259,906	0	0	0	0.0
Informational funds adjustment	700,000	0	0	0	700,000	0.0
Statewide alert notification system	468,215	468,215	0	0	0	0.9
Operating and maintenance for new CBI facilities	264,754	264,754	0	0	0	0.0
Legislative Services Building security	212,050	212,050	0	0	0	1.0
Community corrections facility payments	190,128	190,128	0	0	0	0.0
Juvenile justice specialist funding	67,363	67,363	0	0	0	0.0
Public Safety intelligence support	56,998	0	56,998	0	0	1.0
Grants management application support (COGMS)	42,339	42,339	0	0	0	0.0
Peace Officer Standards and Training Board grant	20,000	0	0	20,000	0	0.0
State toxicology laboratory funding	461	1,387,263	(1,386,802)	0	0	10.0
Annualize prior year budget actions	(13,928,019)	(12,749,815)	(1,135,166)	(24,191)	(18,847)	8.6
Community corrections caseload	(1,209,576)	(1,209,576)	0	0	0	0.0
Move lease purchase payment to capital budget	(867,542)	(867,542)	0	0	0	0.0
Payments to community corrections boards	(35,058)	(35,058)	0	0	0	0.0
Total FY 2015-16 Long Bill Appropriation	\$401,570,957	\$123,485,119	\$184,426,485	\$34,159,434	\$59,499,919	1,722.8
\$ Change from prior year	(\$365,813)	(\$11,081,292)	\$8,803,967	\$847,478	\$1,064,034	34.2
% Change from prior year	(0.1%)	(8.2%)	5.0%	2.5%	1.8%	2.0%

Description of Incremental Changes

Long Bill Supplemental: The bill reduces the FY 2014-15 community corrections appropriation by \$1,497,134 General Fund, which reflects the declining caseload in community corrections. Of this amount, \$95,000 is transferred to the Department of Local Affairs where it will be used to fund a community redevelopment study that involves one of the state's largest community corrections programs.

Centrally appropriated line items: The bill includes adjustments to centrally appropriated line items for the following: state contributions for health, life, and dental benefits; salary survey; merit pay; short-term disability; supplemental state contributions to the Public Employees' Retirement Association (PERA) pension fund; workers' compensation; shift differential; legal services; payment to risk management and property funds; Capitol complex leased space; payments to the Governor's Office of Information Technology (OIT); and CORE operations.

Annualize prior year legislation: The bill includes an increase of \$4,210,175 total funds, including a reduction of \$420,356 General Fund, for the second year impact of legislation.

Community provider rate: The bill includes an increase of \$1,259,906 General Fund for the 1.7 percent for the community provider rate increase.

Informational funds adjustment: The bill includes an increase of \$700,000 federal funds to align the informational appropriation of federal grants to the Division of Criminal Justice with the amount of federal funding that the Division is likely to receive.

Statewide alert notification system: The bill includes an increase of \$468,215 General Fund and 0.9 FTE in FY 2015-16 to administer an alert notification system for Executive Branch agencies.

Operating and maintenance for new CBI facilities: The bill provides \$264,754 General Fund in FY 2015-16 and beyond for the operation and maintenance costs for the two new CBI buildings in Pueblo and Arvada.

Legislative Services Building security: The bill provides \$212,050 General Fund and 1.0 FTE for increased security in the Legislative Services Building.

Community corrections facility payments: The bill increases by \$190,128 the base payments that community corrections facilities receive.

Juvenile justice specialist: The bill provides \$67,363 General Fund to support the state work that is performed by the Department's juvenile justice specialist. The specialist performs both state and federal work but is currently supported exclusively with federal grants.

Public Safety intelligence support: The bill provides \$56,998 cash funds spending authority from the Marijuana Tax Cash Fund and 1.0 FTE in FY 2015-16 to fund a criminal intelligence analyst within the Colorado Information Analysis Center (CIAC).

Grants management application support (COGMS): The bill includes a \$42,339 General Fund adjustment to the payment to the Office of Information Technology for the grants management application support program, the Colorado Grants Management System (COGMS).

Peace Officer Standards and Training Board grant: The bill includes an increase of \$20,000 cash funds spending authority in order to expend the Peace Officer Standards and Training (POST) Board cash grant received by the Department of Law.

State toxicology laboratory funding: The bill includes an increase of \$1,387,263 General Fund and a decrease of \$1,386,802 cash funds in FY 2015-16. This will fund the ongoing operations of the statewide toxicology laboratory, pursuant to H.B. 14-1340.

Annualize prior year budget actions: The bill includes a number of changes to reflect the out year impact of funding decisions made through the FY 2014-15 Long Bill, including a \$9,830,654 General Fund reduction from annualization of the Colorado Aerial Firefighting Fleet.

Community corrections caseload: The bill reduces payments to community corrections boards due to the projected decline in caseload.

Move lease purchase payment to capital budget: The bill includes a reduction of \$867,542 General Fund due to the transfer of the lease purchase payment for the CBI Pueblo laboratory into the capital budget.

Payments to community corrections boards: The bill reduces payments to community corrections boards to reflect declining caseload.

Summary of Changes by Long Bill Division

Summary Table for Department of Public Safety						
	Total Funds	General Fund	Cash Funds	Reappropriated Funds	Federal Funds	FTE
FY 2014-15 Appropriation	\$403,433,904	\$136,063,545	\$175,622,518	\$33,311,956	\$58,435,885	1,688.6
Long Bill supplemental	(1,497,134)	(1,497,134)	0	0	0	0.0
FY 2014-15 Adjusted Appropriation	\$401,936,770	\$134,566,411	\$175,622,518	\$33,311,956	\$58,435,885	1,688.6
<i>Changes from FY 2014-15 by Long Bill Division</i>						
Executive Director's Office	(422,800)	(783,088)	(369,937)	599,349	130,876	0.0
Colorado State Patrol	6,250,239	654,865	5,228,528	204,560	162,286	1.0
Division of Fire Prevention and Control	(6,552,275)	(9,902,475)	3,338,377	6,698	5,125	9.3
Division of Criminal Justice	2,634,219	1,887,448	23,606	3,049	720,116	0.4
Colorado Bureau of Investigation	(2,477,592)	(3,065,349)	526,395	37,623	23,739	20.6
Division of Homeland Security and Emergency Management	202,396	127,307	56,998	(3,801)	21,892	2.9
Total FY 2015-16 Long Bill Appropriation	\$401,570,957	\$123,485,119	\$184,426,485	\$34,159,434	\$59,499,919	1,722.8
\$ Change from prior year	(\$365,813)	(\$11,081,292)	\$8,803,967	\$847,478	\$1,064,034	34.2
% Change from prior year	(0.1%)	(8.2%)	5.0%	2.5%	1.8%	2.0%

Appropriation Detail by Long Bill Division

Executive Director's Office: This Office is responsible for the management and administration of the Department including: departmental administration and policy development, human resources, accounting, purchasing and budgeting. This Office also includes the Witness Protection Program, the Colorado Integrated Criminal Justice Information System (CICJIS), and the School Safety Resource Center.

Executive Director's Office						
	Total Funds	General Fund	Cash Funds	Reappropriated Funds	Federal Funds	FTE
FY 2014-15 Appropriation	\$52,807,077	\$14,474,322	\$28,301,518	\$8,902,153	\$1,129,084	48.2
<i>Changes from FY 2014-15 Appropriation</i>						
Centrally appropriated line items	6,478,403	490,331	4,875,290	821,127	291,655	0.0
Grants management application support (COGMS)	42,339	42,339	0	0	0	0.0
Annualize prior year budget actions	(6,076,000)	(448,216)	(5,245,227)	(221,778)	(160,779)	0.0
Move lease purchase payment to capital budget	(867,542)	(867,542)	0	0	0	0.0
Total FY 2015-16 Long Bill Appropriation	\$52,384,277	\$13,691,234	\$27,931,581	\$9,501,502	\$1,259,960	48.2
\$ Change from prior year	(\$422,800)	(\$783,088)	(\$369,937)	\$599,349	\$130,876	0.0
% Change from prior year	(0.8%)	(5.4%)	(1.3%)	6.7%	11.6%	0.0%

Colorado State Patrol: The Colorado State Patrol is responsible for the safe and efficient movement of motor vehicle traffic on federal, state, and county roads in Colorado. The State Patrol enforces motor vehicle laws, assists motorists in need, conducts automotive and motor carrier safety checks, manages ports of entry for commercial traffic, investigates traffic accidents, and oversees the transportation of hazardous materials.

Colorado State Patrol						
	Total Funds	General Fund	Cash Funds	Reappropriated Funds	Federal Funds	FTE
FY 2014-15 Appropriation	\$137,964,624	\$5,483,282	\$118,165,559	\$9,222,593	\$5,093,190	1,135.3
<i>Changes from FY 2014-15 Appropriation</i>						
Annualize prior year budget actions	4,198,817	442,815	3,492,214	180,948	82,840	0.0
Centrally appropriated line items	1,839,372	0	1,542,471	215,193	81,708	0.0
Legislative Services Building security	212,050	212,050	0	0	0	1.0
Annualize prior year legislation	0	0	193,843	(191,581)	(2,262)	0.0
Total FY 2015-16 Long Bill Appropriation	\$144,214,863	\$6,138,147	\$123,394,087	\$9,427,153	\$5,255,476	1,136.3
\$ Change from prior year	\$6,250,239	\$654,865	\$5,228,528	\$204,560	\$162,286	1.0
% Change from prior year	4.5%	11.9%	4.4%	2.2%	3.2%	0.1%

Division of Fire Prevention and Control: The Division of Fire Prevention and Control, created by H.B. 12-1283, incorporates the former Office of Fire Safety and wildfire-related powers and duties of the State Forest Service previously housed in Colorado State University. The Division is tasked with fire code enforcement, training, certification, and wildfire preparedness, response, suppression, coordination, and management.

Division of Fire Prevention and Control						
	Total Funds	General Fund	Cash Funds	Reappropriated Funds	Federal Funds	FTE
FY 2014-15 Appropriation	\$35,625,250	\$20,839,905	\$9,557,995	\$4,890,741	\$336,609	109.1
<i>Changes from FY 2014-15 Appropriation</i>						
Annualize prior year legislation	3,250,000	0	3,250,000	0	0	1.5
Centrally appropriated line items	8,318	0	9,833	(2,531)	1,016	0.0
Annualize prior year budget actions	(9,810,593)	(9,902,475)	78,544	9,229	4,109	7.8
Total FY 2015-16 Long Bill Appropriation	\$29,072,975	\$10,937,430	\$12,896,372	\$4,897,439	\$341,734	118.4
\$ Change from prior year	(\$6,552,275)	(\$9,902,475)	\$3,338,377	\$6,698	\$5,125	9.3
% Change from prior year	(18.4%)	(47.5%)	34.9%	0.1%	1.5%	8.5%

Division of Criminal Justice: This division:

- Provides funding for the state's community corrections programs and for the local boards that oversee and control those facilities;
- Administers federally funded grant programs that help local and state law enforcement agencies improve the services they deliver and administers state and federally funded grant programs that target juvenile delinquency;
- Administers state and federally funded grant programs that help state and local agencies in their efforts to assist crime victims, operates the state's Victim's Rights Act Compliance Program, and responds to requests for assistance in implementing Colorado's Victim's Rights Amendment;
- Assists the Domestic Violence Offender Management Board and the Sex Offender Management Board in developing and implementing standards and policies for the evaluation, treatment, monitoring, and management of convicted adult domestic violence and sex offenders;
- Analyzes criminal justice data, evaluates criminal justice programs, conducts recidivism studies, provides research support to the Colorado Commission on Criminal and Juvenile Justice, and distributes information through publications, training programs, and its web site; and
- Helps strengthen the performance and professionalism of Colorado law enforcement agencies through training, education, and technical assistance programs.

Division of Criminal Justice						
	Total Funds	General Fund	Cash Funds	Reappropriated Funds	Federal Funds	FTE
FY 2014-15 Appropriation	\$101,846,145	\$68,183,815	\$2,932,048	\$5,754,202	\$24,976,080	74.0
Long Bill supplemental	(1,497,134)	(1,497,134)	0	0	0	0.0
FY 2014-15 Adjusted Appropriation	\$100,349,011	\$66,686,681	\$2,932,048	\$5,754,202	\$24,976,080	74.0
<i>Changes from FY 2014-15 Appropriation</i>						
Annualize prior year legislation	1,504,108	1,504,108	0	0	0	0.2
Community provider rate	1,259,906	1,259,906	0	0	0	0.0
Informational funds adjustment	700,000	0	0	0	700,000	0.0
Community corrections facility payments	190,128	190,128	0	0	0	0.0
Annualize prior year budget actions	152,212	110,577	20,063	3,049	18,523	0.2
Juvenile justice specialist funding	67,363	67,363	0	0	0	0.0
Centrally appropriated line items	5,136	0	3,543	0	1,593	0.0
Community corrections caseload	(1,209,576)	(1,209,576)	0	0	0	0.0
Payments to community corrections boards	(35,058)	(35,058)	0	0	0	0.0
Total FY 2015-16 Long Bill Appropriation	\$102,983,230	\$68,574,129	\$2,955,654	\$5,757,251	\$25,696,196	74.4
\$ Change from prior year	\$2,634,219	\$1,887,448	\$23,606	\$3,049	\$720,116	0.4
% Change from prior year	2.6%	2.8%	0.8%	0.1%	2.9%	0.5%

Colorado Bureau of Investigation: The Bureau provides information technology, laboratory, and investigative services to local, state, and federal law enforcement agencies upon request. The Colorado Crime Information Center (CCIC) provides information around the clock to law enforcement agencies on warrants, case status, stolen property, vehicle registration, known offenders, and drivers' licenses. The Bureau also operates the State's "instacheck" criminal background check program for the firearms industry. The laboratory analyzes DNA, fingerprint, firearms and tool marks, physiological fluids, chemical, document, and digital evidence, as well as trace evidence and shoe and tire track evidence.

Colorado Bureau of Investigation						
	Total Funds	General Fund	Cash Funds	Reappropriated Funds	Federal Funds	FTE
FY 2014-15 Appropriation	\$41,656,416	\$24,795,705	\$12,154,410	\$3,836,030	\$870,271	270.3
<i>Changes from FY 2014-15 Appropriation</i>						
Operating and maintenance for new CBI facilities	264,754	264,754	0	0	0	0.0
Peace Officer Standards and Training Board grant	20,000	0	0	20,000	0	0.0
State toxicology laboratory funding	461	1,387,263	(1,386,802)	0	0	10.0
Annualize prior year budget actions	(2,563,775)	(3,109,660)	519,240	4,361	22,284	(0.3)

Colorado Bureau of Investigation						
	Total Funds	General Fund	Cash Funds	Reappropriated Funds	Federal Funds	FTE
Centrally appropriated line items	(153,151)	(181,294)	13,426	13,262	1,455	0.0
Annualize prior year legislation	(45,881)	(1,426,412)	1,380,531	0	0	10.9
Total FY 2015-16 Long Bill Appropriation	\$39,178,824	\$21,730,356	\$12,680,805	\$3,873,653	\$894,010	290.9
\$ Change from prior year	(\$2,477,592)	(\$3,065,349)	\$526,395	\$37,623	\$23,739	20.6
% Change from prior year	(5.9%)	(12.4%)	4.3%	1.0%	2.7%	7.6%

Division of Homeland Security and Emergency Management: The Division, created by H.B. 12-1283, consists of three offices: Office of Emergency Management, Office of Prevention and Security, and Office of Preparedness. The Division is tasked with consolidating and restructuring the state's homeland security and disaster preparedness and response functions through better coordination of emergency management, homeland security, and public health entities in the state.

Division of Homeland Security and Emergency Management						
	Total Funds	General Fund	Cash Funds	Reappropriated Funds	Federal Funds	FTE
FY 2014-15 Appropriation	\$33,534,392	\$2,286,516	\$4,510,988	\$706,237	\$26,030,651	51.7
<i>Changes from FY 2014-15 Appropriation</i>						
Statewide alert notification system	468,215	468,215	0	0	0	0.9
Annualize prior year budget actions	171,320	157,144	0	0	14,176	0.9
Public Safety intelligence support	56,998	0	56,998	0	0	1.0
Centrally appropriated line items	3,915	0	0	(3,801)	7,716	0.0
Annualize prior year legislation	(498,052)	(498,052)	0	0	0	0.1
Total FY 2015-16 Long Bill Appropriation	\$33,736,788	\$2,413,823	\$4,567,986	\$702,436	\$26,052,543	54.6
\$ Change from prior year	\$202,396	\$127,307	\$56,998	(\$3,801)	\$21,892	2.9
% Change from prior year	0.6%	5.6%	1.3%	(0.5%)	0.1%	5.6%

Department of Regulatory Agencies

Department Description: The Department of Regulatory Agencies consists of the following ten divisions: (1) The Executive Director's Office and Administrative Services is responsible for department-wide administrative functions and houses the Office of Policy, Research and Regulatory Reform which conducts sunrise and sunset reviews. (2) The Division of Banking is responsible for enforcement and compliance with banking laws. (3) The Civil Rights Division is responsible for the enforcement of state and federal laws regarding the civil rights of individuals and resolving complaints of rights violations. (4) The Office of Consumer Counsel is responsible for representing the rights of businesses and consumers at hearings before the Public Utilities Commission. (5) The Division of Financial Services is responsible for the enforcement of state and federal laws relating to the regulation of credit unions and savings and loan associations. (6) The Division of Insurance is responsible for licensing insurance agents and companies. (7) The Public Utilities Commission is responsible for the regulation of utilities throughout the state. (8) The Division of Real Estate licenses real estate agents and mortgage brokers and investigates allegations of real estate and mortgage fraud. (9) The Division of Professions and Occupations licenses individuals in fifty-three professions and occupations. (10) The Division of Securities licenses securities agents and investigates allegations of securities misconduct.

Department of Regulatory Agencies						
	Total Funds	General Fund	Cash Funds	Reappropriated Funds	Federal Funds	FTE
FY 2014-15 Appropriations	\$86,743,142	\$1,884,591	\$78,741,802	\$4,725,487	\$1,391,262	587.6
<i>Changes from FY 2014-15 Appropriation</i>						
Centrally appropriated line items	2,106,340	91,356	1,870,580	106,164	38,240	0.0
Indirect cost assessment	158,982	(55,816)	98,830	59,684	56,284	0.0
Fund source adjustment	0	5,800	(1,329)	(4,471)	0	0.0
Annualize prior year legislation	(259,018)	0	(259,018)	0	0	(0.5)
DPO personal services reduction	(250,000)	0	(250,000)	0	0	(3.5)
Annualize prior budget actions	(70,301)	(2,526)	(56,424)	(11,575)	224	0.0
Total FY 2015-16 Long Bill Appropriation	\$88,429,145	\$1,923,405	\$80,144,441	\$4,875,289	\$1,486,010	583.6
\$ Change from prior year	\$1,686,003	\$38,814	\$1,402,639	\$149,802	\$94,748	(4.0)
% Change from prior year	1.9%	2.1%	1.8%	3.2%	6.8%	(0.7%)

Description of Incremental Changes

Centrally appropriated line items: The bill includes adjustments to centrally appropriated line items for the following: state contributions for health, life, and dental benefits; merit pay; salary survey; short-term disability; supplemental state contributions to the Public Employees' Retirement Association (PERA) pension fund; vehicle lease payments; workers' compensation; legal services; administrative law judges; payment to risk management and property funds; Capitol complex leased space; leased space; payments to the Governor's Office of Information Technology (OIT); and CORE operations.

Indirect cost assessment: The bill includes a net increase in the Department's indirect cost assessment.

Fund source adjustment: The bill includes an increase in General Fund offset by a decrease in cash funds and reappropriated funds. These budget neutral adjustments are to the Executive Director's Office and Administrative Services Division and the Division of Professions and Occupations in order to accurately reflect fund sources.

Annualize prior year legislation: The bill includes a reduction of \$259,018 total funds and 0.5 FTE for the second year impact of legislation, including: S.B. 14-099, S.B. 14-125, H.B. 14-1227, H.B. 14-1328, H.B. 14-1329, H.B. 14-1331, and H.B. 14-1398.

DPO personal services reduction: The bill includes a reduction of \$250,000 cash funds and 3.5 FTE in the Division of Professions and Occupations' (DPO) personal services line item as a result of efficiency savings.

Annualize prior year budget actions: The bill includes a reduction of \$70,301 total funds for adjustments related to the annualization of FY 2014-15 salary survey and merit pay.

Summary of Changes by Long Bill Division

Summary Table for Department of Regulatory Agencies						
	Total Funds	General Fund	Cash Funds	Reappropriated Funds	Federal Funds	FTE
FY 2014-15 Appropriations	\$86,743,142	\$1,884,591	\$78,741,802	\$4,725,487	\$1,391,262	587.6
<i>Changes from FY 2014-15 by Long Bill Division</i>						
Executive Director's Office and Administrative Services	715,054	55,602	539,280	92,449	27,723	0.0
Division of Banking	106,021	0	106,021	0	0	0.0
Civil Rights Division	42,333	(16,788)	0	59,684	(563)	0.0
Office of Consumer Counsel	22,532	0	22,532	0	0	0.0
Division of Financial Services	213,496	0	213,496	0	0	2.6
Division of Insurance	293,218	0	208,069	0	85,149	0.1
Public Utilities Commission	14,887	0	32,448	0	(17,561)	(3.2)
Division of Real Estate	127,877	0	127,877	0	0	0.0
Division of Professions and Occupations	119,188	0	121,519	(2,331)	0	(3.5)
Division of Securities	31,397	0	31,397	0	0	0.0
Total FY 2015-16 Long Bill Appropriation	\$88,429,145	\$1,923,405	\$80,144,441	\$4,875,289	\$1,486,010	583.6
\$ Change from prior year	\$1,686,003	\$38,814	\$1,402,639	\$149,802	\$94,748	(4.0)
% Change from prior year	1.9%	2.1%	1.8%	3.2%	6.8%	(0.7%)

Appropriation Detail by Long Bill Division

Executive Director's Office and Administrative Services: The Executive Director's Office performs department-wide administrative functions including: accounting, budgeting, data processing, purchasing, facilities planning, and management reporting. The Office of Policy, Research and Regulatory Reform is located within the Executive Director's Office and is responsible for conducting sunrise and sunset reviews of state divisions and programs. The majority of cash funds in this division are from various department cash funds for centrally appropriated lines. The reappropriated funds are primarily from indirect cost recoveries paid by the divisions for central services.

Executive Director's Office and Administrative Services						
	Total Funds	General Fund	Cash Funds	Reappropriated Funds	Federal Funds	FTE
FY 2014-15 Appropriations	\$30,388,166	\$707,756	\$25,577,026	\$3,772,467	\$330,917	29.5
<i>Changes from FY 2014-15 Appropriation</i>						
Centrally appropriated line items	2,104,875	91,356	1,869,115	106,164	38,240	0.0
Fund source adjustment	0	5,800	(3,660)	(2,140)	0	0.0
Annualize prior budget actions	(1,254,626)	(41,554)	(1,190,980)	(11,575)	(10,517)	0.0
Annualize prior year legislation	(135,195)	0	(135,195)	0	0	0.0
Total FY 2015-16 Long Bill Appropriation	\$31,103,220	\$763,358	\$26,116,306	\$3,864,916	\$358,640	29.5
\$ Change from prior year	\$715,054	\$55,602	\$539,280	\$92,449	\$27,723	0.0
% Change from prior year	2.4%	7.9%	2.1%	2.5%	8.4%	0.0%

Division of Banking: The Division of Banking regulates state-chartered commercial and industrial banks, trust companies, debt adjusters, and money order companies. Division staff conduct examinations of banking institutions and ensure compliance with the Public Deposit Protection Act. This Division is entirely cash funded from the Division of Banking Cash Fund pursuant to Section 11-102-403, C.R.S.

Division of Banking						
	Total Funds	General Fund	Cash Funds	Reappropriated Funds	Federal Funds	FTE
FY 2014-15 Appropriations	\$4,499,138	\$0	\$4,499,138	\$0	\$0	40.0
<i>Changes from FY 2014-15 Appropriation</i>						
Annualize prior budget actions	100,259	0	100,259	0	0	0.0
Indirect cost assessment	5,762	0	5,762	0	0	0.0
Total FY 2015-16 Long Bill Appropriation	\$4,605,159	\$0	\$4,605,159	\$0	\$0	40.0
\$ Change from prior year	\$106,021	\$0	\$106,021	\$0	\$0	0.0
% Change from prior year	2.4%	n/a	2.4%	n/a	n/a	0.0%

Civil Rights Division: The Civil Rights Division is the enforcement arm of the Colorado Civil Rights Commission, and is responsible for the enforcement of state laws that prohibit discrimination in employment, housing, and public accommodations on the basis of race, gender, national origin, ancestry, a physical or mental disability, religion, color, marital status, or sexual orientation. The Division is primarily funded with General Fund and federal funds from the Equal Employment Opportunity Commission and the U.S. Department of Housing and Urban Development.

Civil Rights Division						
	Total Funds	General Fund	Cash Funds	Reappropriated Funds	Federal Funds	FTE
FY 2014-15 Appropriations	\$2,026,112	\$1,176,835	\$0	\$357,238	\$492,039	27.2
<i>Changes from FY 2014-15 Appropriation</i>						
Annualize prior budget actions	49,769	39,028	0	0	10,741	0.0
Indirect cost assessment	(7,436)	(55,816)	0	59,684	(11,304)	0.0
Total FY 2015-16 Long Bill Appropriation	\$2,068,445	\$1,160,047	\$0	\$416,922	\$491,476	27.2
\$ Change from prior year	\$42,333	(\$16,788)	\$0	\$59,684	(\$563)	0.0
% Change from prior year	2.1%	(1.4%)	n/a	16.7%	(0.1%)	0.0%

Office of Consumer Counsel: The Office of Consumer Counsel represents the interests of residential, agricultural, and small business consumers at electric, gas, and telecommunications rate and service proceedings before the Public Utilities Commission. This Division is entirely cash funded from the Public Utilities Commission Fixed Utility Fund pursuant to Section 40-2-114, C.R.S.

Office of Consumer Counsel						
	Total Funds	General Fund	Cash Funds	Reappropriated Funds	Federal Funds	FTE
FY 2014-15 Appropriations	\$926,687	\$0	\$926,687	\$0	\$0	7.0
<i>Changes from FY 2014-15 Appropriation</i>						
Annualize prior budget actions	21,524	0	21,524	0	0	0.0
Indirect cost assessment	1,008	0	1,008	0	0	0.0
Total FY 2015-16 Long Bill Appropriation	\$949,219	\$0	\$949,219	\$0	\$0	7.0
\$ Change from prior year	\$22,532	\$0	\$22,532	\$0	\$0	0.0
% Change from prior year	2.4%	n/a	2.4%	n/a	n/a	0.0%

Division of Financial Services: The Division of Financial Services regulates state-chartered credit unions, life care institutions, and savings and loan associations. Division staff conduct examinations of financial service institutions to ensure compliance with regulatory standards. This Division is entirely cash funded from the Division of Financial Services Cash Fund pursuant to Section 11-40-106 (2), C.R.S.

Division of Financial Services						
	Total Funds	General Fund	Cash Funds	Reappropriated Funds	Federal Funds	FTE
FY 2014-15 Appropriations	\$1,437,793	\$0	\$1,437,793	\$0	\$0	13.0
<i>Changes from FY 2014-15 Appropriation</i>						
Annualize prior year legislation	159,217	0	159,217	0	0	2.6
Indirect cost assessment	22,374	0	22,374	0	0	0.0
Annualize prior budget actions	31,905	0	31,905	0	0	0.0
Total FY 2015-16 Long Bill Appropriation	\$1,651,289	\$0	\$1,651,289	\$0	\$0	15.6
\$ Change from prior year	\$213,496	\$0	\$213,496	\$0	\$0	2.6
% Change from prior year	14.8%	n/a	14.8%	n/a	n/a	20.0%

Division of Insurance: The Division of Insurance is responsible for the licensing of insurance agents and adjusters and regulation of: insurance companies, non-profit hospitals, prepaid dental plans, health maintenance organizations, workers' compensation self-insurance pools, bail bondsmen, and pre-need funeral contracts. The Division of Insurance Cash Fund is the primary source of cash funds.

Division of Insurance						
	Total Funds	General Fund	Cash Funds	Reappropriated Funds	Federal Funds	FTE
FY 2014-15 Appropriations	\$7,603,614	\$0	\$7,052,869	\$0	\$550,745	85.1
<i>Changes from FY 2014-15 Appropriation</i>						
Annualize prior budget actions	183,846	0	183,846	0	0	0.0
Indirect cost assessment	99,456	0	14,307	0	85,149	0.0
Annualize prior year legislation	9,916	0	9,916	0	0	0.1
Total FY 2015-16 Long Bill Appropriation	\$7,896,832	\$0	\$7,260,938	\$0	\$635,894	85.2
\$ Change from prior year	\$293,218	\$0	\$208,069	\$0	\$85,149	0.1
% Change from prior year	3.9%	n/a	3.0%	n/a	15.5%	0.1%

Public Utilities Commission: The Public Utilities Commission regulates the rates and services of fixed utilities and transportation utilities and administers the Colorado Telecommunications High Cost Program, the Highway Crossing Protection Program, and the Disabled Telephone Users Program. This Division is primarily cash funded from the Public Utilities Commission Fixed Utility Fund, the Disabled Telephone Users Fund, and the Public Utilities Commission Motor Carrier Fund.

Public Utilities Commission						
	Total Funds	General Fund	Cash Funds	Reappropriated Funds	Federal Funds	FTE
FY 2014-15 Appropriations	\$13,945,065	\$0	\$13,927,504	\$0	\$17,561	100.5
<i>Changes from FY 2014-15 Appropriation</i>						
Annualize prior budget actions	269,116	0	269,116	0	0	0.0
Indirect cost assessment	14,259	0	31,820	0	(17,561)	0.0
Annualize prior year legislation	(268,488)	0	(268,488)	0	0	(3.2)
Total FY 2015-16 Long Bill Appropriation	\$13,959,952	\$0	\$13,959,952	\$0	\$0	97.3
\$ Change from prior year	\$14,887	\$0	\$32,448	\$0	(\$17,561)	(3.2)
% Change from prior year	0.1%	n/a	0.2%	n/a	(100.0%)	(3.2%)

Division of Real Estate: The Division of Real Estate licenses real estate brokers and appraisal professionals, analyzes subdivision offerings on undeveloped land, and administers an enforcement program that works to be responsive to the needs of the industry and the consumer. Additional protection is offered to the public through the Real Estate Recovery Fund and errors and omissions insurance for all real estate licensees. The Division is entirely cash funded, primarily from the Division of Real Estate Cash Fund and the Mortgage Broker Licensing Cash Fund.

Division of Real Estate						
	Total Funds	General Fund	Cash Funds	Reappropriated Funds	Federal Funds	FTE
FY 2014-15 Appropriations	\$4,927,610	\$0	\$4,927,610	\$0	\$0	55.9
<i>Changes from FY 2014-15 Appropriation</i>						
Annualize prior budget actions	93,709	0	93,709	0	0	0.0
Centrally appropriated line items	26,116	0	26,116	0	0	0.0
Indirect cost assessment	8,052	0	8,052	0	0	0.0
Total FY 2015-16 Long Bill Appropriation	\$5,055,487	\$0	\$5,055,487	\$0	\$0	55.9
\$ Change from prior year	\$127,877	\$0	\$127,877	\$0	\$0	0.0
% Change from prior year	2.6%	n/a	2.6%	n/a	n/a	0.0%

Division of Professions and Occupations: The Division of Professions and Occupations regulates over 324,000 licensees in 48 professions and occupations. Boards and Commissions establish regulatory standards to ensure a minimal level of licensee competency and rules to ensure a safe environment for professionals and customers. The Division is primarily funded with cash funds from the Division of Professions and Occupations Cash Fund. Reappropriated funds are primarily from departmental indirect cost recoveries.

Division of Professions and Occupations						
	Total Funds	General Fund	Cash Funds	Reappropriated Funds	Federal Funds	FTE
FY 2014-15 Appropriations	\$17,549,253	\$0	\$16,953,471	\$595,782	\$0	205.4
<i>Changes from FY 2014-15 Appropriation</i>						
Annualize prior budget actions	381,606	0	381,606	0	0	0.0
Indirect cost assessment	12,050	0	12,050	0	0	0.0
Fund source adjustment	0	0	2,331	(2,331)	0	0.0
DPO personal services reduction	(250,000)	0	(250,000)	0	0	(3.5)
Annualize prior year legislation	(24,468)	0	(24,468)	0	0	0.0
Total FY 2015-16 Long Bill Appropriation	\$17,668,441	\$0	\$17,074,990	\$593,451	\$0	201.9
\$ Change from prior year	\$119,188	\$0	\$121,519	(\$2,331)	\$0	(3.5)
% Change from prior year	0.7%	n/a	0.7%	(0.4%)	n/a	(1.7%)

Division of Securities: The Division of Securities monitors the conduct of state-licensed securities broker-dealers and sales representatives, and investigates complaints and other indications of securities fraud. Division staff perform examinations of dealer offices and investment advisory firms to ensure compliance with regulatory laws. The Division is entirely funded with cash funds from the Division of Securities Cash Fund.

Division of Securities						
	Total Funds	General Fund	Cash Funds	Reappropriated Funds	Federal Funds	FTE
FY 2014-15 Appropriations	\$3,439,704	\$0	\$3,439,704	\$0	\$0	24.0
<i>Changes from FY 2014-15 Appropriation</i>						
Annualize prior budget actions	52,591	0	52,591	0	0	0.0
Indirect cost assessment	3,457	0	3,457	0	0	0.0
Centrally appropriated line items	(24,651)	0	(24,651)	0	0	0.0
Total FY 2015-16 Long Bill Appropriation	\$3,471,101	\$0	\$3,471,101	\$0	\$0	24.0
\$ Change from prior year	\$31,397	\$0	\$31,397	\$0	\$0	0.0
% Change from prior year	0.9%	n/a	0.9%	n/a	n/a	0.0%

Department of Revenue

Department Description: The Department has three functional groups: the Taxation Business Group; the Division of Motor Vehicles; and the Enforcement Business Group. The Taxation Business Group collects revenue for the state and for many local governments and assists taxpayers in tax related matters. The Division of Motor Vehicles regulates motor vehicle safety, issues personal identification documents, and regulates commercial vehicles. The Enforcement Business Group regulates alcohol, tobacco, marijuana, horse racing and off-track betting, limited gaming, and automobile dealers and sales persons. The three functional areas are supported by the Executive Director's Office and Information Technology Division. The Department also operates the State Lottery, a TABOR enterprise supported by lottery ticket sales.

Department of Revenue						
	Total Funds	General Fund ¹	Cash Funds	Reappropriated Funds	Federal Funds	FTE
FY 2014-15 Appropriation	\$327,080,067	\$101,668,190	\$219,053,032	\$5,534,457	\$824,388	1,322.0
S.B. 15-161 (Supplemental Bill)	2,382,040	1,898,824	483,216	0	0	10.8
Long Bill supplemental	<u>0</u>	<u>0</u>	<u>0</u>	<u>0</u>	<u>0</u>	<u>0.0</u>
FY 2014-15 Adjusted Appropriation	\$329,462,107	\$103,567,014	\$219,536,248	\$5,534,457	\$824,388	1,332.8
Changes from FY 2014-15 Appropriation						
Centrally appropriated line items	2,483,050	1,263,355	1,758,537	(538,842)	0	0.0
Marijuana Enforcement Division FTE and legal services	831,708	0	831,708	0	0	9.7
Senate Bill 13-251 funding	524,684	0	524,684	0	0	7.2
Colorado Autotest System maintenance and support	179,010	179,010	0	0	0	0.0
Division of Motor Vehicles (DMV) legal services	123,513	123,513	0	0	0	0.0
Tax document processing costs	104,083	104,083	0	0	0	9.7
Marijuana lab certification	90,125	0	90,125	0	0	0.0
DMV funding deficit	0	4,199,062	(4,199,062)	0	0	0.0
DMV Long Bill technical adjustments	0	0	0	0	0	0.0
Annualize prior year budget actions	(3,412,484)	(7,628,990)	4,296,742	(80,236)	0	(2.0)
Annualize prior year legislation	(2,977,477)	(204,557)	(2,772,920)	0	0	6.3
Aged Property Tax and Heating Credit revenue adjustment	(2,656,965)	(2,656,965)	0	0	0	0.0
Tobacco Master Settlement revenue adjustment	(1,091,790)	(1,091,790)	0	0	0	0.0
Amendment 35 tobacco tax revenue adjustment	(414,900)	0	(414,900)	0	0	0.0
Indirect cost adjustment	(180,284)	(309,304)	(269,771)	398,791	0	0.0
Total FY 2015-16 Long Bill Appropriation	\$323,064,380	\$97,544,431	\$219,381,391	\$5,314,170	\$824,388	1,363.7
\$ Change from prior year	(\$6,397,727)	(\$6,022,583)	(154,857)	(\$220,287)	\$0	30.9
% Change from prior year	(1.9%)	(5.8%)	(0.1%)	(4.0%)	0.0%	2.3%

¹ Includes amounts that are exempt from the statutory limit on state General Fund appropriations pursuant to Section 24-75-201.1 (1) (a) (III) (A), C.R.S. See Appendix D for more information.

Description of Incremental Changes

Long Bill Supplemental: The bill adds a footnote making \$1,492,103 General Fund appropriated to the Division of Motor Vehicles for Drivers Services operating expenses available through FY 2015-16.

Centrally appropriated line items: The bill includes adjustments totaling \$2.5 million including \$1.3 million General Fund to centrally appropriated line items for the following: state contributions for health, life, and dental benefits; merit pay; shift-differential; short-term disability; supplemental state contributions to the Public Employees' Retirement Association (PERA) pension fund; workers' compensation; administrative law judge services; payment to risk management and property funds; Capitol complex leased space; payments to the Governor's Office of Information Technology (OIT); and CORE Operations.

Marijuana Enforcement Division FTE and legal services: The bill includes an increase of \$831,708 cash funds and 9.7 FTE for the Marijuana Enforcement Division to increase staffing to address the increased workload related to enforcement of the state's medical and retail marijuana laws. The increase also includes 1,800 legal service hours provided to the Division by the Department of Law.

Senate Bill 13-251 funding: The bill includes an increase of \$524,684 cash funds and 7.2 FTE for the Division of Motor Vehicles to schedule appointments at three offices for individuals who are unable to prove that they have a lawful presence in the United States.

Colorado Autotest System maintenance and support: The bill includes \$179,010 General Fund to provide ongoing maintenance and support for an automated testing environment deployed with federal grants for the knowledge portion of the driver's and commercial driver's licensing exams.

Division of Motor Vehicles (DMV) legal services: The bill includes an increase of \$123,513 to provide the Division of Motor Vehicles with an additional 1,300 legal service hours provided to the Division by the Department of law related to four areas:

- Driver's license revocation appeals to district court;
- Review of rules promulgated by the Division;
- Review of contracts for IT systems the Department is procuring; and
- To ensure compliance and recertification with the federal REAL ID Act.

Tax document processing costs: The bill includes an increase of \$104,083 General Fund and 9.7 FTE to address staffing requirements that were not anticipated with the implementation of new technology in the Department's "Tax Pipeline."

Marijuana lab certification: The bill includes an increase of \$90,125 cash funds from the Marijuana Tax Cash Fund for the Department of Public Health and Environment to perform inspections and a survey of marijuana testing laboratories required for a laboratory certification from the Marijuana Enforcement Division.

DMV Funding deficit: The bill includes an increase of \$4.2 million General Fund with a corresponding decrease in the appropriation from the Licensing Services Cash Fund to address the ongoing need to fund operations of the Division of Motor Vehicles with both the fee revenue deposited in the Licensing Services Cash Fund and General Fund.

DMV Long Bill technical adjustments: The bill includes an appropriation-neutral change in the Division of Motor Vehicles to address a budget action and a special bill that appropriated funds to line items that no longer exist due to a Long Bill reorganization of the Division of Motor Vehicles in the FY 2014-15 Long Bill.

Annualize prior year budget actions: The bill includes a number of changes to the out year impact of funding decisions made through the FY 2014-15 Long Bill including:

- Annualization of FY 2014-15 salary survey and merit pay;
- A reduction of \$6.2 million General Fund with a corresponding increase from the Licensing Services Cash Fund to reflect the need for both fee revenue and the General Fund to support operations of the Division of Motor Vehicles;
- A reduction of \$1.5 million General Fund to eliminate the one-time FY 2014-15 appropriation for the “Wait Less” queuing system for the Division of Motor Vehicles;
- A reduction of \$863,218 General Fund to eliminate one-time FY 2014-15 funding for the replacement of the data network cabling between the Capitol Annex at 1375 Sherman Street from category-3 cabling to Category 5 cabling; and
- A reduction of \$418,000 cash funds for consolidating Department IT with the Governor’s Office of Information and Technology.

Annualize prior year legislation: The bill includes a reduction of \$3.0 million total funds for the second or third year impact of legislation including: S.B. 11-184; H.B. 12-1042; S.B. 13-001; S.B. 13-251; H.B. 13-1042; H.B. 13-1240; S.B. 14-014; S.B. 14-030; S.B. 14-036; S.B. 14-041; S.B. 14-073; S.B. 14-075; S.B. 14-075; S.B. 14-087; S.B. 14-194; H.B. 14-1003; H.B. 14-1006; H.B. 14-1012; H.B. 14-1017; H.B. 14-1029; H.B. 14-1034; H.B. 14-1066; H.B. 14-1072; H.B. 14-1089; H.B. 14-1100; H.B. 14-1119; H.B. 14-1279; H.B. 14-1311; H.B. 14-1326; H.B. 14-1327; H.B. 14-1350; H.B. 14-1352; H.B. 14-1361; H.B. 14-1367.

Tobacco Master Settlement revenue adjustment: The bill includes a reduction based on the Legislative Council FY 2015-16 Tobacco Master Settlement revenue projection.

Aged Property Tax and Heating Credit revenue adjustment: The bill includes a reduction based on the FY 2015-16 Aged Property Tax and Heating Credit revenue adjustment.

Indirect cost assessment: The bill includes a net decrease in the Department’s indirect cost assessment.

Amendment 35 tobacco tax revenue adjustment: The bill includes a reduction of cash funds based on the Legislative Council Amendment 35 revenue forecast for FY 2015-16.

Summary of Changes by Long Bill Division

Summary Table for Department of Revenue						
	Total Funds	General Fund ¹	Cash Funds	Reappropriated Funds	Federal Funds	FTE
FY 2014-15 Appropriation	\$327,080,067	\$101,668,190	\$219,053,032	\$5,534,457	\$824,388	1,322.0
S.B. 15-161 (Supplemental Bill)	2,382,040	1,898,824	483,216	0	0	10.8
Long Bill supplemental	<u>0</u>	<u>0</u>	<u>0</u>	<u>0</u>	<u>0</u>	<u>0.0</u>
FY 2014-15 Adjusted Appropriation	\$329,462,107	\$103,567,014	\$219,536,248	\$5,534,457	\$824,388	1,332.8
Changes from FY 2014-15 by Long Bill Division						
Executive Director's Office	2,114,705	909,410	1,333,993	(128,698)	0	6.7
Information Technology Division	(974,218)	(974,218)	0	0	0	0.0
Taxation Business Group	(5,110,306)	(2,817,382)	(2,292,924)	0	0	9.0
Division of Motor Vehicles	(2,977,362)	(3,160,173)	263,047	(80,236)	0	5.5
Enforcement Business Group	426,260	19,780	417,833	(11,353)	0	9.7
State Lottery Division	123,194	0	123,194	0	0	0.0
Total FY 2015-16 Long Bill Appropriation	\$323,064,380	\$97,544,431	\$219,381,391	\$5,314,170	\$824,388	1,363.7
\$ Change from prior year	(\$6,397,727)	(\$6,022,583)	(\$154,857)	(\$220,287)	\$0	30.9
% Change from prior year	(1.9%)	(5.8%)	(0.1%)	(4.0%)	0.0%	2.3%

¹ Includes amounts that are exempt from the statutory limit on state General Fund appropriations pursuant to Section 24-75-201.1 (1) (a) (III) (A), C.R.S. See Appendix D for more information.

Appropriation Detail by Long Bill Division

Executive Director's Office: The Executive Director's Office includes the following units: central budget office, accounting and financial services, internal audit, human resources, and research and analysis. It also includes a citizens' advocate and public information officer. Centrally appropriated expenses are allocated from this Division, as are direct and indirect costs of the Department.

Executive Director's Office						
	Total Funds	General Fund	Cash Funds	Reappropriated Funds	Federal Funds	FTE
FY 2014-15 Appropriation	\$58,842,869	\$27,914,761	\$26,147,234	\$4,780,874	\$0	112.6
S.B. 15-161 (Supplemental Bill)	<u>977,590</u>	<u>833,046</u>	<u>144,544</u>	<u>0</u>	<u>0</u>	<u>4.7</u>
FY 2014-15 Adjusted Appropriation	\$59,820,459	\$28,747,807	\$26,291,778	\$4,780,874	\$0	117.3
Changes from FY 2014-15 Appropriation						
Centrally appropriated line items	2,483,050	1,263,355	1,758,537	(538,842)	0	0.0
Marijuana Enforcement Division FTE and legal services	357,910	0	357,910	0	0	0.0

Executive Director's Office						
	Total Funds	General Fund	Cash Funds	Reappropriated Funds	Federal Funds	FTE
Division of Motor Vehicles legal services	123,513	123,513	0	0	0	0.0
Senate Bill 13-251 funding	78,474	0	78,474	0	0	0.0
Annualize prior year budget actions	(526,474)	8,703	(535,177)	0	0	0.0
Annualize prior year legislation	(297,313)	28,438	(325,751)	0	0	0.0
Tax document processing costs	(52,869)	(52,869)	0	0	0	6.7
Indirect cost assessment	(51,586)	(461,730)	0	410,144	0	0.0
Total FY 2015-16 Long Bill Appropriation	\$61,935,164	\$29,657,217	\$27,625,771	\$4,652,176	\$0	124.0
\$ Change from prior year	\$2,114,705	\$909,410	\$1,333,993	(\$128,698)	\$0	6.7
% Change from prior year	3.5%	3.2%	5.1%	(2.7%)	n/a	5.7%

Information Technology Division: The appropriations in this Division provide funding for contract services and maintenance for information technology systems not maintained by the Governor's Office of Information Technology and the Colorado State Titling and Registration System (CSTARS), which was created in 1983 to automate the distribution of vehicle registration taxes among the State, the counties, and the Highway Users Tax Fund (HUTF). All FTE in the Division were transferred to OIT as part of the statewide consolidation in FY 2010-11. The services of those personnel are included in the Executive Director's Office centrally appropriated line items.

Information Technology Division						
	Total Funds	General Fund	Cash Funds	Reappropriated Funds	Federal Funds	FTE
FY 2014-15 Appropriation	\$5,682,645	\$1,931,483	\$3,751,162	\$0	\$0	0.0
<i>Changes from FY 2014-15 Appropriation</i>						
Annualize prior year budget actions	(863,218)	(863,218)	0	0	0	0.0
Annualize prior year legislation	(111,000)	(111,000)	0	0	0	0.0
Total FY 2015-16 Long Bill Appropriation	\$4,708,427	\$957,265	\$3,751,162	\$0	\$0	0.0
\$ Change from prior year	(\$974,218)	(\$974,218)	\$0	\$0	\$0	0.0
% Change from prior year	(17.1%)	(50.4%)	0.0%	n/a	n/a	0.0%

Taxation Business Group: This division is responsible for implementing programs related to the collection of taxes; the provision of customer service to taxpayers; the resolution of tax disputes; and the administration of certain tax rebate and assistance programs.

Taxation Business Group						
	Total Funds	General Fund¹	Cash Funds	Reappropriated Funds	Federal Funds	FTE
FY 2014-15 Appropriation	\$66,244,666	\$60,023,436	\$5,176,757	\$220,085	\$824,388	371.4
S.B. 15-161 (Supplemental Bill)	<u>1,065,778</u>	<u>1,065,778</u>	<u>0</u>	<u>0</u>	<u>0</u>	<u>0.5</u>
FY 2014-15 Adjusted Appropriation	\$67,310,444	\$61,089,214	\$5,176,757	\$220,085	\$824,388	371.9
Changes from FY 2014-15 Appropriation						
Annualize prior year budget actions	772,405	761,690	10,715	0	0	0.0
Tax document processing costs	156,952	156,952	0	0	0	3.0
Indirect cost assessment	2,260	(622)	2,882	0	0	0.0
Aged Property Tax and Heating Credit revenue adjustment	(2,656,965)	(2,656,965)	0	0	0	0.0
Annualize prior year legislation	(1,878,268)	13,353	(1,891,621)	0	0	6.0
Tobacco Master Settlement revenue adjustment	(1,091,790)	(1,091,790)	0	0	0	0.0
Amendment 35 tobacco tax revenue adjustment	(414,900)	0	(414,900)	0	0	0.0
Total FY 2015-16 Long Bill Appropriation	\$62,200,138	\$58,271,832	\$2,883,833	\$220,085	\$824,388	380.9
\$ Change from prior year	(\$5,110,306)	(\$2,817,382)	(\$2,292,924)	\$0	\$0	9.0
% Change from prior year	(7.6%)	(4.6%)	(44.3%)	0.0%	0.0%	2.4%

¹ Includes amounts that are exempt from the statutory limit on state General Fund appropriations pursuant to Section 24-75-201.1 (1) (a) (III) (A), C.R.S. See Appendix D for more information.

Division of Motor Vehicles: This division is responsible for licensing drivers and issuing driver's licenses and state identification cards; maintaining driver records and administering driver sanctions; titling and registering motor vehicles; regulating commercial driving schools; enforcing the state's emissions program; administering the Motorist Insurance Identification Database program; and assisting first time drunk driving offenders obtain ignition interlock devices required for those offenders to drive motor vehicles.

Division of Motor Vehicles						
	Total Funds	General Fund	Cash Funds	Reappropriated Funds	Federal Funds	FTE
FY 2014-15 Appropriation	\$44,404,928	\$11,448,339	\$32,702,329	\$254,260	\$0	482.3
S.B. 15-161 (Supplemental Bill)	62,351	0	62,351	0	0	2.3
Long Bill Supplemental	<u>0</u>	<u>0</u>	<u>0</u>	<u>0</u>	<u>0</u>	<u>0.0</u>
FY 2014-15 Adjusted Appropriation	\$44,467,279	\$11,448,339	\$32,764,680	\$254,260	\$0	484.6

Division of Motor Vehicles						
	Total Funds	General Fund	Cash Funds	Reappropriated Funds	Federal Funds	FTE
<i>Changes from FY 2014-15 Appropriation</i>						
Senate Bill 13-251 funding	446,210	0	446,210	0	0	7.2
Indirect cost assessment	353,677	151,789	201,888	0	0	0.0
Colorado Autotest System maintenance and support	179,010	179,010	0	0	0	0.0
DMV funding deficit	0	4,199,062	(4,199,062)	0	0	0.0
DMV Long Bill technical adjustments	0	0	0	0	0	0.0
Annualize prior year budget actions	(3,365,904)	(7,554,686)	4,269,018	(80,236)	0	(2.0)
Annualize prior year legislation	(590,355)	(135,348)	(455,007)	0	0	0.3
Total FY 2015-16 Long Bill Appropriation	\$41,489,917	\$8,288,166	\$33,027,727	\$174,024	\$0	490.1
\$ Change from prior year	(\$2,977,362)	(\$3,160,173)	\$263,047	(\$80,236)	\$0	5.5
% Change from prior year	(6.7%)	(27.6%)	0.8%	(31.6%)	n/a	1.1%

Enforcement Business Group: This division regulates the limited gaming industry; regulates horse and dog racing events; enforces the state's liquor, tobacco, and marijuana; licenses liquor retailers, wholesalers, and manufacturers, and medical marijuana retailers and manufacturing and cultivation facilities; regulates the motor vehicles sales industry and manages adjudication hearings related to drivers licenses, certain racing licenses, and some tax disputes.

Enforcement Business Group						
	Total Funds	General Fund	Cash Funds	Reappropriated Funds	Federal Funds	FTE
FY 2014-15 Adjusted Appropriation	\$54,157,866	\$350,171	\$53,528,457	\$279,238	\$0	238.6
S.B. 15-161 (Supplemental Bill)	<u>276,321</u>	<u>0</u>	<u>276,321</u>	<u>0</u>	<u>0</u>	<u>3.3</u>
FY 2014-15 Adjusted Appropriation	\$54,434,187	\$350,171	\$53,804,778	\$279,238	\$0	241.9
<i>Changes from FY 2014-15 Appropriation</i>						
Marijuana Enforcement Division FTE and legal services	473,798	0	473,798	0	0	9.7
Annualize prior year budget actions	320,994	18,521	302,473	0	0	0.0
Marijuana lab certification	90,125	0	90,125	0	0	0.0
Indirect cost assessment	(358,116)	1,259	(348,022)	(11,353)	0	0.0
Annualize prior year legislation	(100,541)	0	(100,541)	0	0	0.0
Total FY 2015-16 Long Bill Appropriation	\$54,860,447	\$369,951	\$54,222,611	\$267,885	\$0	251.6
\$ Change from prior year	\$426,260	\$19,780	\$417,833	(\$11,353)	\$0	9.7
% Change from prior year	0.8%	5.6%	0.8%	(4.1%)	n/a	4.0%

State Lottery Division: This division regulates and administers the State Lottery. This Division is designated as an enterprise under the provisions of TABOR per Section 20 of Article X of the Colorado Constitution. Proceeds from the Lottery are distributed to: the Conservation Trust Fund for parks, recreation, and open space purposes; the Division of Parks and Outdoor Recreation in the Department of Natural Resources for the acquisition, development and improvement of new and existing state parks, recreation areas and recreational trails; Great Outdoors Colorado; and public school capital improvements.

State Lottery Division						
	Total Funds	General Fund	Cash Funds	Reappropriated Funds	Federal Funds	FTE
FY 2014-15 Appropriation	\$97,747,093	\$0	\$97,747,093	\$0	\$0	117.1
<i>Changes from FY 2014-15 Appropriation</i>						
Annualize prior year budget actions	249,713	0	249,713	0	0	0.0
Indirect cost assessment	(126,519)	0	(126,519)	0	0	0.0
Total FY 2015-16 Long Bill Appropriation	\$97,870,287	\$0	\$97,870,287	\$0	\$0	117.1
\$ Change from prior year	\$123,194	\$0	\$123,194	\$0	\$0	0.0
% Change from prior year	0.1%	n/a	0.1%	n/a	n/a	0.0%

Department of State

Department Description: The Department of State: (1) administers statutory provisions that pertain to elections; (2) collects, maintains, and provides public access to filings by business and nonprofit entities, such as annual reports, articles of incorporation, and liens; (3) registers lobbyists and monitors the filing of required disclosure reports; (4) regulates charitable gaming; (5) regulates notaries public and enforces related laws; (6) implements the provisions of the federal Help America Vote Act (HAVA); (7) administers the initiative and referendum process, including signature verification; and (8) manages the statewide computerized voter registration database.

Department of State						
	Total Funds	General Fund	Cash Funds	Reappropriated Funds	Federal Funds	FTE
FY 2014-15 Appropriation	\$22,508,337	\$0	\$22,508,337	\$0	\$0	137.3
<i>Changes from FY 2014-15 Appropriation</i>						
Business Intelligence Center	775,000	0	775,000	0	0	0.0
Local election reimbursement	495,964	0	495,964	0	0	0.0
Centrally appropriated line items	254,873	0	254,873	0	0	0.0
Elections Division operating expenses	70,265	0	70,265	0	0	0.0
Indirect cost assessment	27,325	0	27,325	0	0	0.0
Annualize prior year budget actions	(1,971,462)	0	(1,971,462)	0	0	0.0
Adjustment to HAVA appropriation	(339,222)	0	(339,222)	0	0	0.0
Annualize prior year legislation	(240,794)	0	(240,794)	0	0	0.0
Total FY 2015-16 Long Bill Appropriation	\$21,580,286	\$0	\$21,580,286	\$0	\$0	137.3
\$ Change from prior year	(\$928,051)	\$0	(\$928,051)	\$0	\$0	0.0
% Change from prior year	(4.1%)	n/a	(4.1%)	n/a	n/a	0.0%

Description of Incremental Changes

Business Intelligence Center: The bill includes an increase of \$775,000 cash funds to support the collection, management, and distribution of public data by the Business Intelligence Center program, and provide ongoing funding for the Go Code Colorado statewide application challenge.

Local election reimbursement: The bill includes an increase of \$495,964 cash funds to fully fund reimbursements to counties for election expenses, as required by statute (Section 1-5-505.5, C.R.S.).

Centrally appropriated line items: The bill includes adjustments to centrally appropriated line items for the following: state contributions for health, life, and dental benefits; short-term disability; supplemental state contributions to the Public Employees' Retirement Association (PERA) pension fund; salary survey; merit pay; workers' compensation; legal services; administrative law judges; payment to risk management and property funds; vehicle lease payments; leased space; and CORE operations.

Elections Division operating expenses: The bill includes an increase of \$70,265 cash funds for additional operating expenses associated with training and certifying county clerks and local elections officials, observing and overseeing elections, and providing support to counties.

Indirect cost assessment: The bill includes a net increase in the Department's indirect cost assessment.

Annualize prior year budget actions: The bill includes a number of changes to the out year impact of funding decisions made through the FY 2014-15 Long Bill, including:

- the annualization of FY 2014-15 salary survey and merit pay;
- the elimination of a one-time \$1.5 million cash funds appropriation for the Business Intelligence Center;
- the elimination of a one-time \$371,462 cash funds supplemental appropriation for FY 2014-15; and
- a decrease of \$100,000 cash funds to reflect expenditures on ballot initiatives during an odd-year election.

Adjustment to HAVA appropriation: The bill includes a decrease of \$339,222 cash funds that are continuously appropriated to support expenditures related to the Help America Vote Act (HAVA). This funding is included in the Long Bill for informational purposes only and is not tied to planned or projected spending.

Annualize prior year legislation: The bill includes a decrease of \$240,794 cash funds for the second or third year impact of legislation, including the following:

- a decrease of \$150,154 cash funds for S.B. 14-161 (Update Uniform Election Code of 1992); and
- a decrease of \$90,640 for H.B. 14-1369 (Durable Medical Equipment Supplier License).

Summary of Changes by Long Bill Division

Summary Table for Department of State						
	Total Funds	General Fund	Cash Funds	Reappropriated Funds	Federal Funds	FTE
FY 2014-15 Appropriation	\$22,508,337	\$0	\$22,508,337	\$0	\$0	137.3
<i>Changes from FY 2014-15 by Long Bill Division</i>						
Administration	(110,952)	0	(110,952)	0	0	0.0
Information Technology Services	(1,441,054)	0	(1,441,054)	0	0	0.0
Elections Division	(227,064)	0	(227,064)	0	0	0.0
Business and Licensing Division	851,019	0	851,019	0	0	0.0
Total FY 2015-16 Long Bill Appropriation	\$21,580,286	\$0	\$21,580,286	\$0	\$0	137.3
\$ Change from prior year	(\$928,051)	\$0	(\$928,051)	\$0	\$0	0.0
% Change from prior year	(4.1%)	n/a	(4.1%)	n/a	n/a	0.0%

Appropriation Detail by Long Bill Division

Administration: The Administration Division provides general management and supervision for the entire Department, including budgeting, accounting, and human resources services.

Administration						
	Total Funds	General Fund	Cash Funds	Reappropriated Funds	Federal Funds	FTE
FY 2014-15 Appropriation	\$5,726,579	\$0	\$5,726,579	\$0	\$0	19.0
<i>Changes from FY 2014-15 Appropriation</i>						
Centrally appropriated line items	254,873	0	254,873	0	0	0.0
Indirect cost assessment	27,325	0	27,325	0	0	0.0
Annualize prior year budget actions	(393,150)	0	(393,150)	0	0	0.0
Total FY 2015-16 Long Bill Appropriation	\$5,615,627	\$0	\$5,615,627	\$0	\$0	19.0
\$ Change from prior year	(\$110,952)	\$0	(\$110,952)	\$0	\$0	0.0
% Change from prior year	(1.9%)	n/a	(1.9%)	n/a	n/a	0.0%

Information Technology Services: The Information Technology Services Division provides information technology support for the Department and maintains the statewide computerized voter registration database.

Information Technology Services						
	Total Funds	General Fund	Cash Funds	Reappropriated Funds	Federal Funds	FTE
FY 2014-15 Appropriation	\$8,829,733	\$0	\$8,829,733	\$0	\$0	36.0
<i>Changes from FY 2014-15 Appropriation</i>						
Annualize prior year budget actions	(1,217,694)	0	(1,217,694)	0	0	0.0
Annualize prior year legislation	(223,360)	0	(223,360)	0	0	0.0
Total FY 2015-16 Long Bill Appropriation	\$7,388,679	\$0	\$7,388,679	\$0	\$0	36.0
\$ Change from prior year	(\$1,441,054)	\$0	(\$1,441,054)	\$0	\$0	0.0
% Change from prior year	(16.3%)	n/a	(16.3%)	n/a	n/a	0.0%

Elections Division: The Elections Division administers statutory and constitutional provisions for the conduct of elections in the State of Colorado. This includes certifying the content of ballots; publishing the abstract of vote totals; overseeing the verification of petitions for ballot issues; processing campaign finance filings; certifying voting equipment; implementing the requirements of the National Voter Registration Act and the Help America Vote Act; and operating the statewide voter registration system.

Elections Division						
	Total Funds	General Fund	Cash Funds	Reappropriated Funds	Federal Funds	FTE
FY 2014-15 Appropriation	\$5,341,922	\$0	\$5,341,922	\$0	\$0	34.2
<i>Changes from FY 2014-15 Appropriation</i>						
Local election reimbursement	495,964	0	495,964	0	0	0.0
Elections Division operating expenses	70,265	0	70,265	0	0	0.0
Annualize prior year legislation	(436,637)	0	(436,637)	0	0	0.0
Adjustment to HAVA appropriation	(339,222)	0	(339,222)	0	0	0.0
Annualize prior year budget actions	(17,434)	0	(17,434)	0	0	0.0
Total FY 2015-16 Long Bill Appropriation	\$5,114,858	\$0	\$5,114,858	\$0	\$0	34.2
\$ Change from prior year	(\$227,064)	\$0	(\$227,064)	\$0	\$0	0.0
% Change from prior year	(4.3%)	n/a	(4.3%)	n/a	n/a	0.0%

Business and Licensing Division: The Business and Licensing Division is responsible for processing business filings and associated fees, which includes: document filing, records management, information retrieval, and educational services. The Division also administers the lobbyist program, licenses entities involved in charitable gaming, registers charitable organizations, and publishes the Code of Colorado Regulations.

Business and Licensing Division						
	Total Funds	General Fund	Cash Funds	Reappropriated Funds	Federal Funds	FTE
FY 2014-15 Appropriation	\$2,610,103	\$0	\$2,610,103	\$0	\$0	48.1
<i>Changes from FY 2014-15 Appropriation</i>						
Business Intelligence Center	775,000	0	775,000	0	0	0.0
Annualize prior year budget actions	76,019	0	76,019	0	0	0.0
Total FY 2015-16 Long Bill Appropriation	\$3,461,122	\$0	\$3,461,122	\$0	\$0	48.1
\$ Change from prior year	\$851,019	\$0	\$851,019	\$0	\$0	0.0
% Change from prior year	32.6%	n/a	32.6%	n/a	n/a	0.0%

Department of Transportation

Department Description: The Department is responsible for operating and maintaining Colorado's 9,146-mile state highway system under the policy direction of the eleven-member Transportation Commission, and maintaining the statewide aviation system plan. These responsibilities include managing highway construction projects, implementing the state's Highway Safety Plan, repairing and maintaining roads, providing technical support to local airports regarding aviation safety, and administering reimbursement of aviation fuel tax revenues and discretionary grants to local airports.

Department of Transportation						
	Total Funds	General Fund	Cash Funds	Reappropriated Funds	Federal Funds	FTE
FY 2014-15 Appropriation	\$1,283,277,981	\$700,000	\$748,479,175	\$19,773,476	\$514,325,330	3,326.9
<i>Changes from FY 2014-15 Appropriation</i>						
Updated Department revenue projections	144,798,503	0	86,061,758	0	58,736,745	0.0
Centrally appropriated line items	9,207,528	0	9,203,666	3,862	0	0.0
Marijuana Impaired Driving Program funding	450,000	0	450,000	0	0	0.0
Annualize prior year legislation	(705,279)	(700,000)	(5,279)	0	0	(0.1)
Annualize prior year budget actions	(115,361)	0	(115,361)	0	0	0.0
Total FY 2015-16 Long Bill Appropriation	\$1,436,913,372	\$0	\$844,073,959	\$19,777,338	\$573,062,075	3,326.8
\$ Change from prior year	\$153,635,391	(\$700,000)	\$95,594,784	\$3,862	\$58,736,745	(0.1)
% Change from prior year	12.0%	(100.0%)	12.8%	0.0%	11.4%	(0.0%)

Description of Incremental Changes

Updated Department revenue projections: The bill reflects updated revenue projections for cash funded divisions of the department that are included for informational purposes.

Centrally appropriated line items: The bill includes adjustments to centrally appropriated line items for the following: state contributions for health, life, and dental benefits; salary survey; merit pay; short-term disability; supplemental state contributions to the Public Employees' Retirement Association (PERA) pension fund; workers' compensation; shift differential; legal services; payment to risk management and property funds; Capitol complex leased space; payments to the Governor's Office of Information Technology (OIT); and CORE operations.

Marijuana Impaired Driving Program funding: The bill includes \$450,000 cash funds from the Marijuana Tax Cash Fund for the Marijuana Impaired Driving public awareness campaign "Drive High, Get a DUI."

Annualize prior year legislation: The bill includes a reduction of \$705,279 total funds for the second year impact of legislation. This includes the elimination of the one-time \$700,000 General Fund appropriation in H.B. 14-1301 (Safe Routes to School) and the one-time \$5,279 cash funds appropriation in H.B. 14-1161 (Southwest Chief Rail Line).

Annualize prior year budget actions: The bill includes changes to the out year impact of funding decisions made through the FY 2014-15 appropriation, including the annualization of 2014-15 salary survey and merit pay.

Summary of Changes by Long Bill Division

Summary Table for Department of Transportation						
	Total Funds	General Fund	Cash Funds	Reappropriated Funds	Federal Funds	FTE
FY 2014-15 Appropriation	\$1,283,277,981	\$700,000	\$748,479,175	\$19,773,476	\$514,325,330	3,326.9
<i>Changes from FY 2014-15 by Long Bill Division</i>						
Administration	(1,095,620)	0	(1,111,731)	16,111	0	0.0
Construction, Maintenance, and Operations	174,068,190	(700,000)	116,043,694	(12,249)	58,736,745	0.0
High Performance Transportation Enterprise	(29,000,000)	0	(29,000,000)	0	0	0.0
First Time Drunk Driving Offenders Account	0	0	0	0	0	0.0
Statewide Bridge Enterprise	9,218,100	0	9,218,100	0	0	0.0
Marijuana Impaired Driving Program	450,000	0	450,000	0	0	0.0
SW Chief Rail Commission	(5,279)	0	(5,279)	0	0	(0.1)
Total FY 2015-16 Long Bill Appropriation	\$1,436,913,372	\$0	\$844,073,959	\$19,777,338	\$573,062,075	3,326.8
\$ Change from prior year	\$153,635,391	(\$700,000)	\$95,594,784	\$3,862	\$58,736,745	(0.1)
% Change from prior year	12.0%	(100.0%)	12.8%	0.0%	11.4%	(0.0%)

Appropriation Detail by Long Bill Division

Administration: The Administration section consists of the following: the Transportation Commission, the Office of the Executive Director, the Office of Government Relations, the Public Relations Office, the Office of Information Technology, the Office of Financial Management and Budget, the Accounting Branch, the Chief Engineer and Regional Directors, the multi-agency fleet vehicle garage, the Division of Human Resources and Administration, the Division of Audit, and other centralized administrative costs for the Department.

Administration						
	Total Funds	General Fund	Cash Funds	Reappropriated Funds	Federal Funds	FTE
FY 2014-15 Appropriation	\$31,967,831	\$0	\$30,122,796	\$1,845,035	\$0	183.5
<i>Changes from FY 2014-15 Appropriation</i>						
Centrally appropriated line items	(971,119)	0	(988,952)	17,833	0	0.0
Annualize prior year budget actions	(124,501)	0	(122,779)	(1,722)	0	0.0

Administration						
	Total Funds	General Fund	Cash Funds	Reappropriated Funds	Federal Funds	FTE
Total FY 2015-16 Long Bill Appropriation	\$30,872,211	\$0	\$29,011,065	\$1,861,146	\$0	183.5
\$ Change from prior year	(\$1,095,620)	\$0	(\$1,111,731)	\$16,111	\$0	0.0
% Change from prior year	(3.4%)	n/a	(3.7%)	0.9%	n/a	0.0%

Construction, Maintenance, and Operations: This division is responsible for transportation planning, inter-modal transportation programs, and all phases of highway operation including engineering, construction, and maintenance. The amounts shown are revenue estimates and are included for informational purposes only.

Construction, Maintenance, and Operations						
	Total Funds	General Fund	Cash Funds	Reappropriated Funds	Federal Funds	FTE
FY 2014-15 Appropriation	\$1,103,347,971	\$700,000	\$586,394,200	\$1,928,441	\$514,325,330	3,137.3
Changes from FY 2014-15 Appropriation						
Updated Department revenue projections	164,580,403	0	105,843,658	0	58,736,745	0.0
Centrally appropriated line items	10,178,647	0	10,192,618	(13,971)	0	0.0
Annualize prior year budget actions	9,140	0	7,418	1,722	0	0.0
Annualize prior year legislation	(700,000)	(700,000)	0	0	0	0.0
Total FY 2015-16 Long Bill Appropriation	\$1,277,416,161	\$0	\$702,437,894	\$1,916,192	\$573,062,075	3,137.3
\$ Change from prior year	\$174,068,190	(\$700,000)	\$116,043,694	(\$12,249)	\$58,736,745	0.0
% Change from prior year	15.8%	(100.0%)	19.8%	(0.6%)	11.4%	0.0%

High Performance Transportation Enterprise: This section, created in S.B. 09-108, replaced the Statewide Tolling Enterprise created pursuant to S.B. 02-179 and H.B. 02-1310. In addition to taking over the responsibilities of the Tolling Enterprise, the High Performance Transportation Enterprise was established to pursue public-private partnerships and other means of completing surface transportation projects, including collecting tolls on existing roadways if such projects are approved by local transportation entities. The section is granted enterprise status as long as it retains the authority to issue revenue bonds and receives less than 10.0 percent of its total revenues from grants from state and local governments. The amounts shown in the Long Bill are revenue estimates from the existing toll lanes on Interstate 25, a Regional Transportation contribution for the U.S. Highway 36 project and a loan from the Transportation Commission for spending authority only. All appropriations are shown for informational purposes only.

High Performance Transportation Enterprise						
	Total Funds	General Fund	Cash Funds	Reappropriated Funds	Federal Funds	FTE
FY 2014-15 Appropriation	\$31,575,000	\$0	\$30,575,000	\$1,000,000	\$0	4.0
<i>Changes from FY 2014-15 Appropriation</i>						
Updated Department revenue projections	(29,000,000)	0	(29,000,000)	0	0	0.0
Total FY 2015-16 Long Bill Appropriation	\$2,575,000	\$0	\$1,575,000	\$1,000,000	\$0	4.0
\$ Change from prior year	(\$29,000,000)	\$0	(\$29,000,000)	\$0	\$0	0.0
% Change from prior year	(91.8%)	n/a	(94.8%)	0.0%	n/a	0.0%

First Time Drunk Driving Offenders Account: This line item provides funding for increased high visibility drunk driving enforcement events undertaken as part of "The Heat is On!" campaign. The General Assembly created the First Time Drunk Driving Offenders Account (FTDD) with the enactment of H.B. 08-1194. The account is funded with increased fees to reinstate drivers' licenses following drunk driving convictions and pays for a portion of "The Heat is On!" campaign. Prior to the enactment of H.B. 08-1194, the Department had overseen seven high visibility events per year. These events were funded out of DUI fines paid into the Law Enforcement Assistance Fund (LEAF) for the Prevention of Drunken Driving created in Section 43-4-401, C.R.S. House Bill 08-1194 directed the Department to oversee a total of 12 high visibility events per year and created FTDD to pay for this expansion. FTDD funds are subject to annual appropriation by the General Assembly.

First Time Drunk Driving Offenders Account						
	Total Funds	General Fund	Cash Funds	Reappropriated Funds	Federal Funds	FTE
FY 2014-15 Appropriation	\$1,500,000	\$0	\$1,500,000	\$0	\$0	0.0
Total FY 2014-15 Long Bill Appropriation	\$1,500,000	\$0	\$1,500,000	\$0	\$0	0.0
\$ Change from prior year	\$0	\$0	\$0	\$0	\$0	0.0
% Change from prior year	0.0%	n/a	0.0%	n/a	n/a	n/a

Statewide Bridge Enterprise: This section was created by S.B. 09-108 and is funded through the bridge safety surcharge created therein. The enterprise's purpose is to facilitate the repair or replacement of bridges rated as in poor condition and either structurally deficient or functionally obsolete. The enterprise has the authority to issue revenue bonds and borrow funds from the Transportation Commission. The section can maintain enterprise status as long as it retains the authority to issue revenue bonds and receives less than 10.0 percent of its total revenues from grants from state and local governments. The amounts shown are revenue estimates and included for informational purposes only.

Statewide Bridge Enterprise						
	Total Funds	General Fund	Cash Funds	Reappropriated Funds	Federal Funds	FTE
FY 2014-15 Appropriation	\$114,881,900	\$0	\$99,881,900	\$15,000,000	\$0	2.0
<i>Changes from FY 2014-15 Appropriation</i>						
Updated Department revenue projections	9,218,100	0	9,218,100	0	0	0.0
Total FY 2015-16 Long Bill Appropriation	\$124,100,000	\$0	\$109,100,000	\$15,000,000	\$0	2.0
\$ Change from prior year	\$9,218,100	\$0	\$9,218,100	\$0	\$0	0.0
% Change from prior year	8.0%	n/a	9.2%	0.0%	n/a	0.0%

Marijuana Impaired Driving Program: This new line item provides funding for the Department to develop and administer a public awareness program directed at marijuana impaired driving. Goals of the campaign include reductions in serious injuries and fatalities on Colorado roads, as well as declines in marijuana impaired driving behavior and citations. This program is funded by the Marijuana Tax Cash Fund created in Section 39-28.8-501 (1), C.R.S.

Marijuana Impaired Driving Program						
	Total Funds	General Fund	Cash Funds	Reappropriated Funds	Federal Funds	FTE
FY 2014-15 Appropriation	\$0	\$0	\$0	\$0	\$0	0.0
<i>Changes from FY 2014-15 Appropriation</i>						
Marijuana Impaired Driving Program funding	450,000	0	450,000	0	0	0.0
Total FY 2015-16 Long Bill Appropriation	\$450,000	\$0	\$450,000	\$0	\$0	0.0
\$ Change from prior year	\$450,000	\$0	\$450,000	\$0	\$0	0.0
% Change from prior year	n/a	n/a	n/a	n/a	n/a	n/a

SW Chief Rail Commission: House Bill 14-1161 created the Southwest Chief Rail Line Economic Development, Rural Tourism, and Infrastructure Repair and Maintenance Commission within the Department of Transportation. Establishes the Commission's mission to coordinate and oversee efforts by the state and local governments, to cooperate with the states of Kansas and New Mexico, Amtrak, and the Burlington Northern and Santa Fe Railway (BNSF) to ensure continuation of existing Amtrak Southwest Chief rail line service in the state, expand such service to include a stop in Pueblo, and to explore the benefits of adding an additional stop in Walsenburg. The bill included a one-time \$5,279 cash funds appropriation.

SW Chief Rail Commission						
	Total Funds	General Fund	Cash Funds	Reappropriated Funds	Federal Funds	FTE
FY 2014-15 Appropriation	\$5,279	\$0	\$5,279	\$0	\$0	0.1
<i>Changes from FY 2014-15 Appropriation</i>						
Annualize prior year legislation	(5,279)	0	(5,279)	0	0	(0.1)
Total FY 2015-16 Long Bill Appropriation	\$0	\$0	\$0	\$0	\$0	0.0
\$ Change from prior year	(\$5,279)	\$0	(\$5,279)	\$0	\$0	(0.1)
% Change from prior year	(100.0%)	n/a	(100.0%)	n/a	n/a	(100.0%)

Department of the Treasury

Department Description: The Department is responsible for the following duties: (1) acts as the State's banker and investment officer, providing investment, accounting, and cash management services and preparing related reports; (2) administers the Unclaimed Property Program; (3) disburses Senior Citizen and Disabled Veteran Property Tax Exemption payments to local governments; (4) provides short-term interest-free financing to school districts by issuing tax and revenue anticipation notes and making loans from the General Fund; (5) assists charter schools with long-term financing by making direct bond payments; (6) distributes Highway Users Tax Fund (HUTF) revenues to counties and municipalities; (7) distributes federal "mineral leasing funds" received for the State's share of sales, bonuses, royalties, and rentals of public lands within Colorado; (8) manages certain state public financing transactions; and (9) reimburses certain property taxes owed or paid for real and business personal property destroyed in a natural disaster.

Department of the Treasury						
	Total Funds	General Fund ¹	Cash Funds	Reappropriated Funds	Federal Funds	FTE
FY 2014-15 Appropriation	\$438,779,404	\$121,578,482	\$317,200,922	\$0	\$0	31.9
Changes from FY 2014-15 Appropriation						
Move lease purchase payments to operating budget	17,773,050	7,761,199	10,011,851	0	0	0.0
Highway Users Tax Fund adjustment	17,221,898	0	17,221,898	0	0	0.0
Senior Citizen and Disabled Veteran Property Tax Exemption adjustment	7,600,000	7,600,000	0	0	0	0.0
Kelmar Unclaimed Property software and Service	252,763	0	252,763	0	0	0.0
Annualize merit pay and salary survey	69,677	35,296	34,381	0	0	0.0
Operating common policy adjustments	20,147	21,297	(1,150)	0	0	0.0
Compensation-related common policy adjustments	12,964	38,614	(25,650)	0	0	0.0
Federal mineral lease adjustment	0	(1,980,124)	1,980,124	0	0	0.0
OIT common policy adjustments	(44,290)	(35,775)	(8,515)	0	0	0.0
Annualize prior year legislation	(8,268)	47,594	(55,862)	0	0	0.0
Total FY 2015-16 Long Bill Appropriation	\$481,677,345	\$135,066,583	\$346,610,762	\$0	\$0	31.9
\$ Change from prior year	\$42,897,941	\$13,488,101	\$29,409,840	\$0	\$0	0.0
% Change from prior year	9.8%	11.1%	9.3%	n/a	n/a	0.0%

¹ Includes amounts that are exempt from the statutory limit on state General Fund appropriations pursuant to Section 24-75-201.1 (1) (a) (III) (A), C.R.S. See Appendix D for more information.

Description of Incremental Changes

Move lease purchase payments to operating budget: The bill moves lease purchase payment (certificates of participation) amounts that were previously appropriated in the capital construction section of the Long Bill into the operating budget.

Highway Users Tax Fund (HUTF) adjustment: The bill includes for informational purposes a \$17.2 million increase in cash funds for distribution of HUTF to counties and municipalities.

Senior Citizen and Disabled Veteran Property Tax Exemption adjustment: The bill includes a \$7.6 million increase in General Fund for reimbursement to local governments for lost property tax revenues.

Kelmar Unclaimed Property software and service: The bill includes an increase of \$252,763 cash funds to purchase the Kelmar Unclaimed Property software and service to improve security and auditing in the Unclaimed Property Program.

Annualize merit pay and salary survey: The bill includes an adjustment for prior year merit pay and salary survey.

Operating common policy adjustments: The bill includes adjustments in accordance with Committee policy to centrally appropriated line items for the following: workers' compensation and payment to risk management and property; legal services; administrative law judge services; and capitol complex leased space.

Compensation-related common policy adjustments: The bill includes adjustments in accordance with Committee policy to centrally appropriated line items for compensation including the following: salary survey; merit pay; health, life, and dental; short-term disability; and supplemental state contributions to the Public Employees' Retirement Association (PERA) pension fund.

Federal mineral lease adjustment: The bill includes a decrease of \$1,980,124 General Fund and a corresponding increase in cash funds from the Higher Education Federal Mineral Lease Revenues Fund for certificates of participation for academic facilities.

OIT common policy adjustments: The bill includes adjustments to the centrally appropriated line item *Payments to OIT* for the following: purchase of services from the computer center; multiuse network payments; asset maintenance; management and administration of the Governor's Office of Information Technology (OIT); and information technology security.

Annualize prior year legislation: The bill includes a decrease of \$8,268 total funds, including an increase of \$47,594 General Fund and a decrease of \$55,862 cash funds, to reflect the FY 2015-16 impact of prior year legislation.

Summary of Changes by Long Bill Division

Summary Table for Department of the Treasury						
	Total Funds	General Fund ¹	Cash Funds	Reappropriated Funds	Federal Funds	FTE
FY 2014-15 Appropriation	\$438,779,404	\$121,578,482	\$317,200,922	\$0	\$0	31.9
<i>Changes from 2014-15 by Long Bill Division</i>						
Administration	15,849	107,026	(91,177)	0	0	0.0
Unclaimed Property Program	287,144	0	287,144	0	0	0.0
Special Purpose	42,594,948	13,381,075	29,213,873	0	0	0.0

Summary Table for Department of the Treasury

	Total Funds	General Fund ¹	Cash Funds	Reappropriated Funds	Federal Funds	FTE
Total FY 2015-16 Long Bill Appropriation	\$481,677,345	\$135,066,583	\$346,610,762	\$0	\$0	31.9
\$ Change from prior year	\$42,897,941	\$13,488,101	\$29,409,840	\$0	\$0	0.0
% Change from prior year	9.8%	11.1%	9.3%	n/a	n/a	0.0%

¹ Includes amounts that are exempt from the statutory limit on state General Fund appropriations pursuant to Section 24-75-201.1 (1) (a) (III) (A), C.R.S. See Appendix D for more information.

Appropriation Detail by Long Bill Division

Administration: This office is responsible for the operation and oversight of the Department. The Division provides accounting, cash management, and investment services for the State.

Administration						
	Total Funds	General Fund ¹	Cash Funds	Reappropriated Funds	Federal Funds	FTE
FY 2014-15 Appropriation	\$2,293,445	\$956,654	\$1,336,791	\$0	\$0	16.4
<i>Changes from FY 2014-15 Appropriation</i>						
Annualize merit pay and salary survey	35,296	35,296	0	0	0	0.0
Operating common policy adjustments	20,147	21,297	(1,150)	0	0	0.0
Compensation-related common policy adjustments	12,964	38,614	(25,650)	0	0	0.0
OIT common policy adjustments	(44,290)	(35,775)	(8,515)	0	0	0.0
Annualize prior year legislation	(8,268)	47,594	(55,862)	0	0	0.0
Total FY 2015-16 Long Bill Appropriation	\$2,309,294	\$1,063,680	\$1,245,614	\$0	\$0	16.4
\$ Change from prior year	\$15,849	\$107,026	(\$91,177)	\$0	\$0	0.0
% Change from prior year	0.7%	11.2%	(6.8%)	n/a	n/a	0.0%

¹ Includes amounts that are exempt from the statutory limit on state General Fund appropriations pursuant to Section 24-75-201.1 (1) (a) (III) (A), C.R.S. See Appendix D for more information.

Unclaimed Property Program: Pursuant to the Unclaimed Property Act, the State takes possession of dormant properties held by a wide range of institutions and attempts to return the properties to their rightful owners. The Department deposits recovered moneys in the Unclaimed Property Trust Fund, using the principal and interest to pay claims as well as the costs of operating the program. The Department holds recovered securities for at least a year and then sells those that have not been returned, depositing sales proceeds in the Unclaimed Property Tourism Promotion Trust Fund. The State uses the interest earned by this fund to promote tourism and the State Fair. The fund source for this section is the Unclaimed Property Trust Fund.

Unclaimed Property Program						
	Total Funds	General Fund	Cash Funds	Reappropriated Funds	Federal Funds	FTE
FY 2014-15 Appropriation	\$2,034,743	\$0	\$2,034,743	\$0	\$0	15.5
<i>Changes from FY 2014-15 Appropriation</i>						
Kelmar Unclaimed Property software and service	252,763	0	252,763	0	0	0.0
Annualize merit pay and salary survey	34,381	0	34,381	0	0	0.0
Total FY 2015-16 Long Bill Appropriation	\$2,321,887	\$0	\$2,321,887	\$0	\$0	15.5
\$ Change from prior year	\$287,144	\$0	\$287,144	\$0	\$0	0.0
% Change from prior year	14.1%	n/a	14.1%	n/a	n/a	0.0%

Special Purpose: This section reflects various disbursements and transfers the Treasurer is required to make, including the following: (1) reimbursements to local governments for property taxes lost due to the senior citizen and disabled veteran property tax exemption; (2) allocations of Highway Users Tax Fund (HUTF) revenues to local governments; and (3) funding for the lease purchase of academic facilities pursuant to Section 23-19.9-102, C.R.S. The General Fund appropriations for the senior citizen and disabled veteran property tax exemption are not subject to the statutory limit on General Fund appropriations.

Special Purpose						
	Total Funds	General Fund	Cash Funds	Reappropriated Funds	Federal Funds	FTE
FY 2014-15 Appropriation	\$434,451,216	\$120,621,828	\$313,829,388	\$0	\$0	0.0
<i>Changes from FY 2014-15 Appropriation</i>						
COP transfer to operating	17,773,050	7,761,199	10,011,851	0	0	0.0
Highway Users Tax Fund adjustment	17,221,898	0	17,221,898	0	0	0.0
Senior Citizen and Disabled Veteran Property Tax Exemption adjustment	7,600,000	7,600,000	0	0	0	0.0
Federal mineral lease adjustment	0	(1,980,124)	1,980,124	0	0	0.0
Total FY 2015-16 Long Bill Appropriation	\$477,046,164	\$134,002,903	\$343,043,261	\$0	\$0	0.0
\$ Change from prior year	\$42,594,948	\$13,381,075	\$29,213,873	\$0	\$0	0.0
% Change from prior year	9.8%	11.1%	9.3%	n/a	n/a	0.0%

Capital Construction

Capital Construction					
	Total Funds	Capital Construction Fund	Cash Funds	Reappropriated Funds	Federal Funds
FY 2014-15 Appropriation	\$525,095,370	\$387,428,545	\$127,419,763	\$7,427,537	\$2,819,525
Part 1 - Capital Construction, Capital Renewal, and Capital Lease Purchase Payments					
<i>Department of Corrections</i>					
Close Custody Outdoor Recreation Yards, Colorado State Penitentiary	4,780,979	4,780,979	0	0	0
Correctional Industries, Miscellaneous Small Projects	660,000	0	660,000	0	0
<i>Department of Education</i>					
Jones and Palmer Halls Renovation, Colorado School for the Deaf and the Blind	8,074,925	8,074,925	0	0	0
<i>Governor - Lieutenant Governor - State Planning and Budgeting, Office of Information Technology</i>					
Public Safety Communication Network Microwave Infrastructure Replacement	11,151,036	11,151,036	0	0	0
Digital Trunked Radio System, Land Parcel and Tower	1,843,283	1,843,283	0	0	0
<i>Department of Higher Education</i>					
Colorado Mesa University, Health Science, Phase I, Nurse Practitioner	3,000,000	3,000,000	0	0	0
Colorado School of Mines, Heating Plant Renovation	13,129,330	6,564,665	6,564,665	0	0
Colorado State University, Chemistry Building Addition	29,094,678	23,694,678	5,400,000	0	0
Fort Lewis College, Berndt Hall Reconstruction	10,409,332	8,293,345	2,115,987	0	0
History Colorado, Georgetown Loop Business Capitalization Program	400,000	300,000	100,000	0	0
History Colorado, Regional Museum Preservation Projects	700,000	0	700,000	0	0
Metropolitan State University of Denver, Aerospace Engineering Sciences	31,125,032	14,720,872	16,404,160	0	0
Pueblo Community College, Davis Academic Building Renovation	3,569,619	3,569,619	0	0	0
University of Colorado at Boulder, Systems Biotechnology Building, Academic Wing	28,243,179	15,000,000	13,243,179	0	0
University of Colorado at Colorado Springs, Visual and Performing Arts Complex	20,588,699	9,608,699	10,980,000	0	0
University of Northern Colorado, Campus Commons	44,030,739	23,000,000	21,030,739	0	0
<i>Department of Human Services</i>					
Behavioral Health Services, Mental Health Institutes, Suicide Risk Mitigation	4,556,369	4,556,369	0	0	0
Division of Youth Corrections, Facility Refurbishment for Safety, Risk Mitigation, and Modernization	2,000,000	2,000,000	0	0	0
Security Perimeter Fence, Kipling Village, Wheat Ridge Regional Center	730,510	730,510	0	0	0

Capital Construction					
	Total Funds	Capital Construction Fund	Cash Funds	Reappropriated Funds	Federal Funds
Resident Safety and Accessibility Improvements, Colorado Veterans Community Living Centers	2,000,000	2,000,000	0	0	0
Division of Youth Corrections, Adams County Youth Services Center Replacement	1,982,833	1,982,833	0	0	0
Department of Military and Veterans Affairs					
Buckley P-4 Conservation Easement	5,000,000	5,000,000	0	0	0
Department of Natural Resources, Division of Parks and Wildlife					
Park Infrastructure and Facilities	9,629,938	0	9,437,000	0	192,938
Land and Water Acquisitions, State Parks	950,000	0	950,000	0	0
Land and Water Acquisitions, Wildlife Areas	9,300,000	0	9,300,000	0	0
Infrastructure and Real Property Maintenance, Wildlife Areas	3,564,934	0	3,564,934	0	0
Department of Personnel					
Colorado State Capitol House and Senate Chamber Renovations	1,500,000	1,000,000	500,000	0	0
Department of Public Safety					
CBI Lab Pueblo West Lease Purchase Payment	759,315	759,315	0	0	0
Capitol Complex Security Surveillance System Replacement	812,000	812,000	0	0	0
Engine Replacement, Division of Fire Prevention and Control	1,660,000	1,660,000	0	0	0
Loma Eastbound Port of Entry Replacement	1,145,000	0	1,145,000	0	0
Greeley Troop Office Replacement	931,402	0	931,402	0	0
Department of Transportation					
Highway Construction Projects	<u>500,000</u>	<u>500,000</u>	<u>0</u>	<u>0</u>	<u>0</u>
Subtotal - Part I	\$257,823,132	\$154,603,128	\$103,027,066	\$0	\$192,938
Part II - Controlled Maintenance					
Level 1 Controlled Maintenance	\$19,195,021	\$19,195,021	\$0	\$0	\$0
Part III - Information Technology Projects					
Department of Corrections					
Offender Management Information System	11,049,761	11,049,761	0	0	0
Governor - Lieutenant Governor - State Planning and Budgeting, Office of Information Technology					
Collections System Replacement, Department of Personnel	13,911,135	0	0	13,911,135	0
Department of Higher Education					
Colorado State University - Pueblo, Modular Data Center	1,864,800	1,864,800	0	0	0
Otero Junior College, Technology Infrastructure Upgrade	818,950	818,950	0	0	0
Department of Human Services					
Behavioral Health Services, Mental Health Institutes, Electronic Health Record and Pharmacy System Replacement	4,863,145	4,863,145	0	0	0

Capital Construction					
	Total Funds	Capital Construction Fund	Cash Funds	Reappropriated Funds	Federal Funds
Information Technology Systems Interoperability	12,815,940	1,281,594	0	0	11,534,346
Child Welfare Case Management System Replacement	6,824,567	4,648,707	0	0	2,175,860
Child Care Automated Tracking System Enhancement	1,533,125	0	0	0	1,533,125
Department of Personnel					
Collections System Replacement	13,911,135	0	13,911,135	0	0
Department of Revenue					
Division of Motor Vehicles, IT System Replacement	<u>52,350,833</u>	<u>52,350,833</u>	<u>0</u>	<u>0</u>	<u>0</u>
Subtotal - Part III	\$119,943,391	\$76,877,790	\$13,911,135	\$13,911,135	\$15,243,331
Total FY 2015-16 Long Bill Appropriation	\$396,961,544	\$250,675,939	\$116,938,201	\$13,911,135	\$15,436,269
\$ Change from prior year	(\$128,133,826)	(\$136,752,606)	(\$10,481,562)	\$6,483,598	\$12,616,744
% Change from prior year	(24.4%)	(35.3%)	(8.2%)	87.3%	447.5%

Appropriation Highlights:

Provides \$397.0 million total funds, including \$250.7 million Capital Construction Fund, for Capital Construction projects in FY 2015-16, including:

- \$257.8 million total funds, including \$154.6 million Capital Construction Fund, for 32 capital construction or capital renewal projects and one capital lease purchase payment (Part I of the bill);
- \$19.2 million Capital Construction Fund for 26 level I controlled maintenance projects (Part II of the bill); and
- \$119.9 million total funds, including \$76.9 million from the Information Technology Capital Account in the Capital Construction Fund, for nine information technology projects (Part III of the bill).

The following tables outline capital construction-related appropriations totals, funds available in the Capital Construction Fund, and the amounts necessary for transfer to the Capital Construction Fund in the capital transfers bill.

General Fund Transfer to the Capital Construction Fund		
	CCF Funded Items	Capital Construction Fund
Capital Construction Fund Balance as of July 1, 2014		\$916,000
Capital Construction Fund projected FY 2014-15 interest earnings		1,100,000
Transfer from the State Historical Fund for Chambers Renovation		1,000,000
General Fund Exempt transfer for CDOT Highway Projects		500,000
S.B. 09-228 Transfer (March 2015 LCS Forecast)		<u>25,600,000</u>
Capital Construction Fund Available for FY 2015-16		\$29,116,000
Capital Construction Appropriations		
Long Bill Part I: Capital Construction	\$154,603,128	(\$125,487,128)
Long Bill Part II: Controlled Maintenance	<u>19,195,021</u>	(144,682,149)
Subtotal - Capital Construction	\$173,798,149	
General Fund Transfer to the Information Technology Capital Account		
Long Bill Part III: Information Technology Projects	76,877,790	(76,877,790)
Total Capital Construction and IT Projects	\$250,675,939	

Transfers to the Capital Construction Fund	
Transfer from the State Historical Fund for Chambers Renovation	\$1,000,000
General Fund Exempt transfer for CDOT Highway Projects	500,000
General Fund transfer to CCF for Capital Construction and Controlled Maintenance	144,682,149
General Fund transfer to IT Capital Account in CCF	<u>76,877,790</u>
Total transfers to the Capital Construction Fund	223,059,939
Total General Fund transfers to the Capital Construction fund	\$222,059,939

Section 3

Summary of Companion Bills to the Long Bill

Summary of Fiscal Impacts for Legislation, Other than the Long Bill, Included as Part of the FY 2015-16 Budget Package

Legislation with General Fund Revenue Impacts		
	FY 2014-15	FY 2015-16
General Fund Statutory Revenue Changes:		
S.B. 15-244 Transfers to Mineral Impact Fund	\$0	(\$7,788,866)
S.B. 15-245 Colorado Recovery Office Hazard Mapping Project	0	(3,800,000)
S.B. 15-249 General Fund Transfer	27,700,000	0
S.B. 15-XXX Severance Tax Revenue Transfer	<u>20,000,000</u>	<u>0</u>
Total General Fund Revenue Changes	\$47,700,000	(\$11,588,866)

JBC Budget Package Bills That Do Not Impact the Statutory Limit		
	FY 2014-15	FY 2015-16
General Fund Statutory Revenue Changes:		
S.B. 15-250 Capital Construction Transfers	<u>\$0</u>	<u>(\$222,059,939)</u>
Subtotal - Bills That Do Not Impact the Statutory Limit	\$0	(\$222,059,939)

JBC Budget Package Bills That Impact the General Fund Reserve		
	FY 2014-15	FY 2015-16
S.B. 15-251 General Fund Reserve Exclusion for Lease Purchase	<u>\$0</u>	<u>(\$2,539,845)</u>
Subtotal - Bills That Do Not Impact the Statutory Limit	\$0	(\$2,539,845)

FY 2015-16 Appropriation Summary Table
Other Legislation Considered for Budget Balancing Purposes
by Bill

Bill	Total	General Fund	Cash Funds	Reappropriated Funds	Federal Funds	FTE
<u>Legislation Introduced with the Long Bill and Considered Part of the Budget Package:</u>						
S.B. 15-235 Child Nutrition School Lunch Protection Program	\$161,258	\$161,258	\$0	\$0	\$0	0.0
S.B. 15-239 Transfer Div. of Vocational Rehab to DOLE	\$665,330	\$665,330	\$0	\$0	\$0	0.0
S.B. 15-240 Funding Formula for Centers for Independent Living	\$2,000,000	\$2,000,000	\$0	\$0	\$0	0.0
S.B. 15-241 Collaborative Management Program	\$1,856,635	\$1,856,635	\$0	\$0	\$0	0.0
S.B. 15-242 Child Welfare Workload Study	\$6,408,147	\$5,714,028	\$606,415	\$0	\$87,704	0.0
S.B. 15-247 Programmatic Changes to the Drug Assistance Program	<u>\$863,033</u>	<u>\$0</u>	<u>\$863,033</u>	<u>\$0</u>	<u>\$0</u>	<u>0.0</u>
Subtotal - Legislation Introduced with the Long Bill	\$11,954,403	\$10,397,251	\$1,469,448	\$0	\$87,704	0.0
<u>Legislation Not in the Budget Package but Included for Budget Balancing Purposes:</u>						
School Finance Act (bill number pending)	\$25,000,000	\$25,000,000	\$0	\$0	\$0	0.0
S.B. 15-109 Mandatory Abuse Report for Adult with an Intellectual or Physical Disability	\$612,945	\$490,356	\$122,589	\$0	\$0	0.0
S.B. 15-195 Spending Savings from Earned Time in DOC	\$1,500,000	\$1,500,000	\$0	\$0	\$0	0.0
S.B. 15-228 Medicaid Rate Review Process	\$539,823	\$269,912	\$0	\$0	\$269,911	4.0
H.B. 15-1034 Add Judge in Twelfth Judicial District	\$340,651	\$333,631	\$7,020	\$0	\$0	3.2
H.B. 15-1149 Office of the Respondent Parents' Counsel	(\$618,145)	(\$603,145)	(\$15,000)	\$0	\$0	(1.1)
H.B. 15-1153 Oversight and Funding Child & Family Investigations	\$27,580	\$27,580	\$0	\$0	\$0	0.5
H.B. 15-1186 Services for Children with Autism Waiver	\$10,616,568	\$367,564	\$4,840,203	\$0	\$5,408,801	0.8
H.B. 15-1194 Authorize General Fund for LARC Services	\$5,000,000	\$5,000,000	\$0	\$0	\$0	0.0
S.B. 15-191 Legislative Appropriation Bill*	<u>\$1,791,404</u>	<u>\$1,785,220</u>	<u>\$0</u>	<u>\$6,184</u>	<u>\$0</u>	<u>2.0</u>
Subtotal - Legislation Not Introduced with Long Bill	\$44,810,826	\$34,171,118	\$4,954,812	\$6,184	\$5,678,712	9.4
* For S.B. 15-191 the dollars reflect the difference between FY 2014-15 and FY 2015-16. The full impact for S.B. 15-191 is listed in the narrative section.						
Total All Other Legislation	\$56,765,229	\$44,568,369	\$6,424,260	\$6,184	\$5,766,416	9.4
Amount Deemed Exempt from the Statutory Limit	\$0	\$0	\$0	\$0	\$0	0.0
Amount Subject to the Statutory Limit	\$0	\$0	\$0	\$0	\$0	0.0

FY2015-16 Appropriation Summary Table
Other Legislation Considered for Budget Balancing Purposes
by Department

Department/Item	Total	General Fund	Cash Funds	Reappropriated Funds	Federal Funds	FTE
AGRICULTURE						
No Bills	\$0	\$0	\$0	\$0	\$0	0.0
Total - Agriculture	\$0	\$0	\$0	\$0	\$0	0.0
CORRECTIONS						
S.B. 15-195 Spending Savings from Earned Time in DOC	\$1,500,000	\$1,500,000	\$0	\$0	\$0	0.0
Total - Corrections	\$1,500,000	\$1,500,000	\$0	\$0	\$0	0.0
EDUCATION						
School Finance Act (bill number pending)	\$25,000,000	\$25,000,000	\$0	\$0	\$0	0.0
S.B. 15-235 Child Nutrition School Lunch Protection Program	\$161,258	\$161,258	\$0	\$0	\$0	0.0
Total - Education	\$25,161,258	\$25,161,258	\$0	\$0	\$0	0.0
GOVERNOR						
No Bills	\$0	\$0	\$0	\$0	\$0	0.0
Total - Governor	\$0	\$0	\$0	\$0	\$0	0.0
HEALTH CARE POLICY AND FINANCING						
S.B. 15-228 Medicaid Rate Review Process	\$539,823	\$269,912	\$0	\$0	\$269,911	4.0
H.B. 15-1186 Services for Children with Autism Waiver	\$10,616,568	\$367,564	\$4,840,203	\$0	\$5,408,801	0.8
Total - Health Care Policy and Financing	\$11,156,391	\$637,476	\$4,840,203	\$0	\$5,678,712	4.8
HIGHER EDUCATION						
No Bills	\$0	\$0	\$0	\$0	\$0	0.0
Total - Higher Education	\$0	\$0	\$0	\$0	\$0	0.0
HUMAN SERVICES						
S.B. 15-109 Mandatory Abuse Report for Adult with an Intellectual or Physical Disability	\$612,945	\$490,356	\$122,589	\$0	\$0	0.0
S.B. 15-240 Funding Formula for Centers for Independent Living	\$2,000,000	\$2,000,000	\$0	\$0	\$0	0.0
S.B. 15-241 Collaborative Management Program	\$1,856,635	\$1,856,635	\$0	\$0	\$0	0.0
S.B. 15-242 Child Welfare Workload Study	\$6,408,147	\$5,714,028	\$606,415	\$0	\$87,704	0.0
Total - Human Services	\$10,877,727	\$10,061,019	\$729,004	\$0	\$87,704	0.0
JUDICIAL						
H.B. 15-1034 Add Judge in Twelfth Judicial District	\$340,651	\$333,631	\$7,020	\$0	\$0	3.2
H.B. 15-1149 Office of the Respondent Parents' Counsel	(\$618,145)	(\$603,145)	(\$15,000)	\$0	\$0	(1.1)
H.B. 15-1153 Oversight and Funding Child & Family Investigations	\$27,580	\$27,580	\$0	\$0	\$0	0.5
Total - Judicial	(\$249,914)	(\$241,934)	(\$7,980)	\$0	\$0	2.6
LABOR AND EMPLOYMENT						
S.B. 15-239 Transfer Div. of Vocational Rehab to DOLE	\$665,330	\$665,330	\$0	\$0	\$0	0.0
Total - Labor and Employment	\$665,330	\$665,330	\$0	\$0	\$0	0.0
LAW						
No Bills	\$0	\$0	\$0	\$0	\$0	0.0
Total - Law	\$0	\$0	\$0	\$0	\$0	0.0
LEGISLATIVE						
S.B. 15-191 Legislative Appropriation Bill*	\$1,791,404	\$1,785,220	\$0	\$6,184	\$0	2.0
Total - Legislative	\$1,791,404	\$1,785,220	\$0	\$6,184	\$0	2.0
* For S.B. 15-191 the dollars reflect the difference between FY 2014-15 and FY 2015-16. The full impact for S.B. 15-191 is listed in the narrative section.						
LOCAL AFFAIRS						
No Bills	\$0	\$0	\$0	\$0	\$0	0.0
Total - Local Affairs	\$0	\$0	\$0	\$0	\$0	0.0
MILITARY AFFAIRS						
No Bills	\$0	\$0	\$0	\$0	\$0	0.0
Total - Military Affairs	\$0	\$0	\$0	\$0	\$0	0.0
NATURAL RESOURCES						
No Bills	\$0	\$0	\$0	\$0	\$0	0.0
Total - Natural Resources	\$0	\$0	\$0	\$0	\$0	0.0
PERSONNEL						

FY2015-16 Appropriation Summary Table
Other Legislation Considered for Budget Balancing Puposes
by Department

Department/Item	Total	General Fund	Cash Funds	Reappropriated Funds	Federal Funds	FTE
No Bills	<u>\$0</u>	<u>\$0</u>	<u>\$0</u>	<u>\$0</u>	<u>\$0</u>	<u>0.0</u>
Total - Personnel	\$0	\$0	\$0	\$0	\$0	0.0
PUBLIC HEALTH AND ENVIRONMENT						
S.B. 15-247 Programmatic Changes to the Drug Assistance Program	\$863,033	\$0	\$863,033	\$0	\$0	0.0
H.B. 15-1194 Authorize General Fund for LARC Services	<u>\$5,000,000</u>	<u>\$5,000,000</u>	<u>\$0</u>	<u>\$0</u>	<u>\$0</u>	<u>0.0</u>
Total - Public Health and Environment	\$5,863,033	\$5,000,000	\$863,033	\$0	\$0	0.0
PUBLIC SAFETY						
No Bills	<u>\$0</u>	<u>\$0</u>	<u>\$0</u>	<u>\$0</u>	<u>\$0</u>	<u>0.0</u>
Total - Public Safety	\$0	\$0	\$0	\$0	\$0	0.0
REGULATORY AGENCIES						
No Bills	<u>\$0</u>	<u>\$0</u>	<u>\$0</u>	<u>\$0</u>	<u>\$0</u>	<u>0.0</u>
Total - Regulatory Agencies	\$0	\$0	\$0	\$0	\$0	0.0
REVENUE						
No Bills	<u>\$0</u>	<u>\$0</u>	<u>\$0</u>	<u>\$0</u>	<u>\$0</u>	<u>0.0</u>
Total - Revenue	\$0	\$0	\$0	\$0	\$0	0.0
STATE						
No Bills	<u>\$0</u>	<u>\$0</u>	<u>\$0</u>	<u>\$0</u>	<u>\$0</u>	<u>0.0</u>
Total - State	\$0	\$0	\$0	\$0	\$0	0.0
TRANSPORTATION						
No Bills	<u>\$0</u>	<u>\$0</u>	<u>\$0</u>	<u>\$0</u>	<u>\$0</u>	<u>0.0</u>
Total - Transportation	\$0	\$0	\$0	\$0	\$0	0.0
TREASURY						
No Bills	<u>\$0</u>	<u>\$0</u>	<u>\$0</u>	<u>\$0</u>	<u>\$0</u>	<u>0.0</u>
Total - Treasury	\$0	\$0	\$0	\$0	\$0	0.0
Grand Total	\$56,765,229	\$44,568,369	\$6,424,260	\$6,184	\$5,766,416	9.4

LONG BILL PACKAGE BILLS AND BILLS INCLUDED FOR BALANCING

Department of Education

S.B. 15-235: Child nutrition school lunch protection program225

Department of Higher Education

S.B. 15-236: Reorganization of funds expended by the state historical society226

S.B. 15-237: Calculations relating to appropriations to institutions of higher education..... 230

S.B. 15-238: General fund exempt account for higher education.....232

Department of Human Services

S.B. 15-239: Transfer of vocational rehabilitation programs from the department of human services
to the department of labor and employment 233

S.B. 15-240: Funding formula for independent living centers234

S.B. 15-241: Collaborative management of multi-agency services provided to children and families.....235

S.B. 15-242: Allocation to counties for the purpose of hiring new child welfare staff236

S.B. 15-243: Prohibition on the transfer of state-operated beds under the waiver
for home- and community-based services for individuals with DD238

Department of Local Affairs

S.B. 15-244: Transfer of moneys to offset the federal government's recoupment of FML moneys239

Department of Natural Resources

S.B. 15-245: Provision of state funding for natural hazard mapping243

Department of Personnel

S.B. 15-246: Modifications to accommodate certain financial IT systems in the department of personnel244

Department of Public Health and Environment

S.B. 15-247: Augmentation of the scope of services of the state drug assistance program245

Department of Public Safety

S.B. 15-248: Repeal of the state facility security fund246

Department of Revenue

S.B. 15-249: Transfer from the marijuana tax cash fund to the general fund.....247

Capital Construction

S.B. 15-250: Capital related transfers248

S.B. 15-251: Exclusion of lease-purchase payments from the general fund reserve requirements.....249

<i>Legislation not in the Budget Package but Included for Budget Balancing Purposes.....</i>	<i>250</i>
S.B. 15-109 (Mandatory Abuse Report for Adult with DD)	
S.B. 15-191 (Legislative Appropriations)	
S.B. 15-195 (Spending Savings Earned Time in DOC)	
S.B. 15-228 (Medicaid Provider Rate Review)	
H.B. 15-1034 (Add Judge in 12 th JD)	
H.B. 15-1149 (Respondent Parents' Counsel)	
H.B. 15-1153 (Child and Family Investigators)	
H.B. 15-1186 (Services for Children with Autism)	
H.B. 15-1194 (Authorize General Fund for LARC Services)	
School Finance	
Severance Tax Revenue Transfer	

JOINT BUDGET COMMITTEE

LONG BILL PACKAGE BILL

SUMMARY OF S.B. 15-235:

CONCERNING INCREASING THE AMOUNT THAT THE GENERAL ASSEMBLY MAY APPROPRIATE FOR THE CHILD NUTRITION SCHOOL LUNCH PROTECTION PROGRAM, AND, IN CONNECTION THEREWITH, MAKING AN APPROPRIATION.

Prime Sponsors: Senator Steadman and Representative Hamner

Bill Summary

The bill increases the cap on appropriations for the Child Nutrition School Lunch Protection Program from \$1.5 million per year (under current law) to \$2.5 million per year, beginning in FY 2014-15.

Fiscal Impact

The bill includes the following appropriations to support anticipated reimbursements under the program:

- \$141,471 General Fund in FY 2014-15 (restoring the funding reduced in the Long Bill “add-on”); and
- \$161,258 General Fund in FY 2015-16.

Background

Pursuant to S.B. 08-123 [Section 22-82.9-101 et seq., C.R.S.], the Child Nutrition School Lunch Protection Program provides state funding to reimburse school districts for each lunch served to a child in kindergarten through fifth grade who is eligible for a reduced price meal. The reimbursements allow schools to provide lunches at no charge to students who would otherwise be required to pay a reduced price for lunch.

Prior to FY 2014-15, statute limited the program to kindergarten through second grade. For FY 2014-15 and beyond, H.B. 14-1156 (Eligibility Age School Lunch Protection Program) expanded the program to include students in third through fifth grade and appropriated \$791,471 General Fund to support the program expansion. When combined with the FY 2014-15 Long Bill appropriation of \$850,000 cash funds from the State Education Fund, the General Assembly appropriated a total of \$1,641,171 for the program in FY 2014-15. However, current law limits appropriations for the program to no more than \$1.5 million per year. As a technical error, H.B. 14-1156 did not adjust the cap on appropriations for the program. Thus, the current FY 2014-15 appropriation exceeds the cap, and the Department will be unable to support anticipated reimbursements under the program in FY 2014-15 and FY 2015-16.

The FY 2015-16 Long Bill (S.B. 15-234): (1) includes an “add-on” to reduce the appropriation in H.B. 14-1156 by \$141,471 General Fund to align with the statutory cap in FY 2014-15; and (2) appropriates a total of \$1.5 million (including \$650,000 General Fund and \$850,000 cash funds from the State Education Fund) for the program in FY 2015-16. These amounts, however, are not sufficient to support anticipated reimbursements under the program for FY 2014-15 (\$1,641,471) and FY 2015-16 (\$1,661,258). This bill increases the statutory cap to \$2.5 million per year and provides the additional funding necessary to support anticipated reimbursements in FY 2014-15 and FY 2015-16.

JOINT BUDGET COMMITTEE

LONG BILL PACKAGE BILL

SUMMARY OF S.B. 15-236:

CONCERNING THE REORGANIZATION OF FUNDS EXPENDED BY THE STATE HISTORICAL SOCIETY.

Prime Sponsors: Senator Grantham and Representative Rankin

Bill Summary

This bill modifies and updates the structure of Colorado Historical Society (History Colorado) funds to help improve the organization's financial management, enhance financial controls, and make its financial position more transparent. This includes changes to the State Historical Fund, where the 28 percent of limited gaming revenue that is directed to historic preservation is deposited pursuant to the State Constitution. It creates two accounts within the State Historical Fund: the Museum and Preservation Operations Account and the Preservation Grant Program Account. These receive, respectively, 49.9 percent and 50.1 percent of the 80 percent of State Historical Fund gaming revenue that remains after Constitutional allocations to gaming cities. The bill also creates the Enterprise Services Cash Fund, consisting of History Colorado's revenue from memberships, admissions charges, sales and similar sources. It exempts this fund from the statutory limit on cash fund reserves. The bill also specifies which of History Colorado's funds are subject to annual appropriation.

Specifically, this bill makes the following changes:

Section 1

- Strikes existing language so that only gaming revenue (and not other moneys) may be deposited to the State Historical Fund.
- Creates the Museum and Preservation Operations Account for the reasonable costs incurred by History Colorado in fulfilling its mission, and the Preservation Grant Program Account for statewide preservation grants and related administrative costs.
- Specifies that amounts in the Museum and Preservation Operations Account and amounts for administration from the Preservation Grant Program Account are subject to annual appropriation. Amounts for statewide preservation grants are continuously appropriated to History Colorado.
- The Museum and Preservation Operations Account receives 49.9 percent of the 80 percent of annual Historical Fund gaming revenue administered by History Colorado, and the Preservation Grant Program receives the remaining 50.1 percent.
- On July 1, 2015, requires the Controller to credit portions of the balance in the State Historical Fund to each of the new accounts as if the accounts had existed when the moneys were initially received.

Section 2

Exempts the Enterprise Services Cash Fund (created in Section 3) from the statutory limit on uncommitted reserves.

Section 3

Modifies statute to clarify the treatment of History Colorado funds other than gaming funds. Specifies that noncustodial funds other than gaming revenues are deposited to the Enterprise Services Cash Fund, and specifies that moneys in this fund are subject to annual appropriation.

Sections 4 and 5

Provide an effective date of July 1, 2015 and a safety clause.

Fiscal Impact

This bill has no fiscal impact.

Background Information

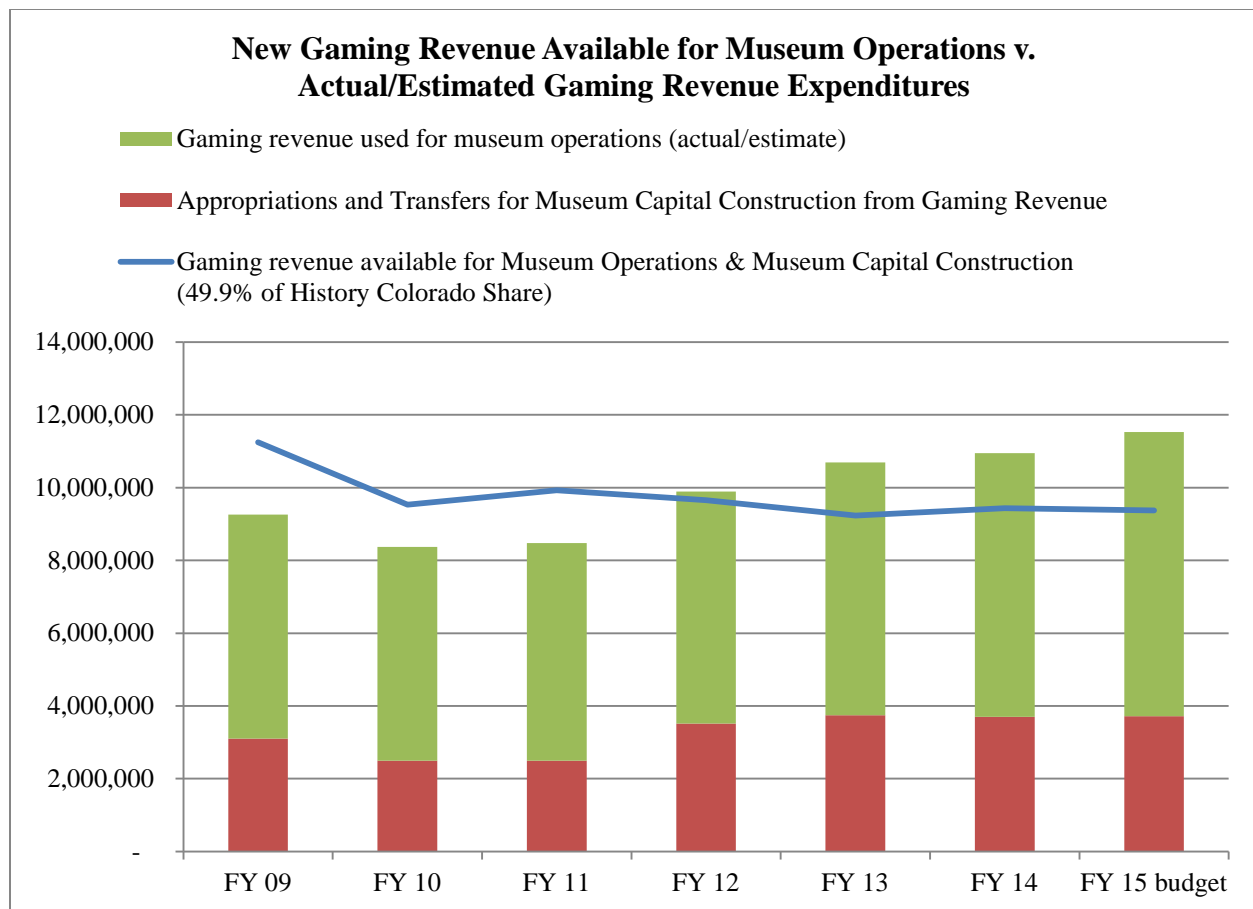
Historical Fund Gaming Revenue: The budget for History Colorado is based on the *prior year's* revenue to the State Historical Fund. Thus, FY 2015-16 funding is based on FY 2014-15 gaming receipts.

Limited Gaming Fund Allocations based on Prior FY Actual Receipts (FY 15-16 estimate = projected receipts FY 14-15)				
	FY 12-13	FY 13-14	FY 14-15	FY 15-16 estimate*
Majority share - Statewide Grant Program (50.1% of 80%)	\$9,269,444	\$9,472,185	\$9,408,902	\$9,659,280
Minority share - Museum Operations & Capital (49.9% of 80%)	9,232,440	9,434,371	9,371,341	9,620,720
Gaming Cities Direct Distributions (20%)	4,625,471	4,726,639	4,695,062	4,820,000
Total	23,127,355	23,633,195	23,475,305	24,100,000

*March 2015 Legislative Council Staff Forecast

History Colorado Financial Challenges: History Colorado museum and preservation operations have struggled financially since taking on the expenses associated with the new History Colorado Center.

- Gaming revenue, which comprises the vast majority of History Colorado revenue, has been relatively flat.
- Overall expenses increased by over \$3.1 million per year due to lease purchase payments for the new facility. In addition staffing costs have increased due to statewide common policies that have increased salaries and benefits.
- Earned revenue has not increased rapidly enough to make up the difference. At the beginning of FY 2014-15, the Society's fund balance for museum and preservation operations was \$4.4 million. It is projected to decline by over \$2.0 million in FY 2014-15 due to projected losses.
- The FY 2015-16 introduced Long Bill includes budget reductions of 11.5 percent to most museum and preservation line items to bring appropriations for museum operations more in line with available revenue.



History Colorado Museum and Preservation Operations	FY 2012-13	FY 2013-14	FY 2014-15
Starting Balance: Minority share of gaming revenue (Museum Preservation and Operations Account)	\$6,069,936	\$5,852,804	\$4,425,565
Revenue			
Minority Share (Museum and Preservation Operations Account)			
Gaming Revenue	9,232,440	9,434,371	9,371,341
Majority Share (Preservation Grant Program Account) indirect cost share	0	0	382,778
Interest for Minority Share (Museum and Preservation Operations Account)	137,538	84,821	64,137
Total - Gaming Revenue	9,369,978	9,519,192	9,818,256
Expenses			
Operational Budget	(8,925,950)	(9,308,025)	(10,391,024)
COP Payment for History Colorado Center	(1,919,648)	(3,021,000)	(3,021,734)
Regional Museum Capital Construction	(598,102)	(528,172)	(600,000)
Internal Grants /1	(134,978)	(129,689)	(150,000)
Total	(11,578,678)	(12,986,886)	(14,162,758)

History Colorado Museum and Preservation Operations	FY 2012-13	FY 2013-14	FY 2014-15
Revenue Less Expenses Prior to Earned Revenue	(2,208,700)	(3,467,694)	(4,344,502)
Earned Revenue / 2, 3	<u>1,991,568</u>	<u>2,040,455</u>	<u>2,000,000</u>
Loss after Earned Revenue	(217,132)	(1,427,239)	(2,344,502)
Ending Balance	5,852,804	4,425,565	2,081,063
Federal and Cash Revenue and Expenditures Not Included Above			
Federal Grants	722,642	643,187	710,524
Auxiliary Revenues (additional cash)/3	1,685,910	1,757,535	1,757,535
1/ Internal grants are not reflected in state budget figures			
2/ Department budget reflects \$2,474,856; however, actual earning to date suggests \$1.7-\$2.0 million for FY 2014-15, as shown			
3/ Starting in FY 2015-16, auxiliary revenue and expenditures will be combined with other earned revenue in the Enterprise Services Cash Fund. Total History Colorado earned revenue represents the sum of these two figures.			

Audit Problems Related to Financial Management: The FY 2012-13 Statewide Financial Audit identified material weaknesses (the highest level of problem) in History Colorado's financial management. A subsequent June 2014 Performance Audit by the State Auditor's Office confirmed financial management problems and raised questions about the organization's governance structure, as it receives significant state funds but is a non-profit organization governed by a board elected by its membership. History Colorado, the Department of Higher Education, and the Governor's Office, as well as the Legislative Audit Committee, have all been engaged in efforts to address these issues. This bill is intended to help improve the organization's financial management by clarifying the structure of its funds and moneys available for various purposes.

JOINT BUDGET COMMITTEE

LONG BILL PACKAGE BILL

SUMMARY OF S.B. 15-237:

CONCERNING CALCULATIONS RELATING TO APPROPRIATIONS TO INSTITUTIONS OF HIGHER EDUCATION, AND, IN CONNECTION THEREWITH, CLARIFYING CALCULATIONS REQUIRED PURSUANT TO SECTIONS 23-18-304 AND 23-18-305, C.R.S., AND DELAYING PERFORMANCE FUNDING CALCULATIONS PURSUANT TO SECTION 23-1-108, C.R.S.

Prime Sponsors: Senator Lambert and Representative Hamner

Bill Summary

The bill makes technical clarifications to definitions used in higher education funding formulas added in H.B. 14-1319 (Outcomes-based Funding for Higher Education). It also delays the implementation of higher education performance funding authorized in S.B. 11-052 to no earlier than FY 2017-18.

This includes the following changes:

- **Section 1** modifies definitions in Section 23-18-302, C.R.S., that apply to funding provisions in Sections 23-18-304 and 305, C.R.S. Specifically, this section:
 - Adds a definition of “applicable fiscal year” or “applicable state fiscal year” to apply to the upcoming fiscal year. For example, during the 2015 regular legislative session, the “applicable fiscal year” means the 2015-16 fiscal year.
 - Adds a definition for “preceding fiscal year” or “preceding state fiscal year” to apply to the year immediately preceding the “applicable state fiscal year”.
 - Expands the definition of “total governing board appropriation” and “total state appropriation” so that these terms are separately defined for the “applicable state fiscal year” versus the “preceding state fiscal year”.
 - Specifies that for the preceding state fiscal year (e.g., FY 2014-15 during the 2015 legislative session), total state appropriation includes all appropriations enacted in the prior legislative session including appropriations in bills other than the Long Bill unless otherwise specified in those bills.
 - Specifies that for the applicable state fiscal year (e.g., FY 2015-16 during the 2015 legislative session); total state appropriation does not include appropriations in bills other than the Long Bill unless otherwise specified in those bills.
 - Clarifies that for the applicable state fiscal year, amounts required to annualize prior year actions are excluded from total state appropriation.
- **Section 2** makes a conforming amendment in Section 23-18-305, C.R.S., so that the new definitions are properly applied in this section.
- **Section 3** delays implementation of Section 23-1-108, C.R.S., which created an earlier performance funding mechanism, so that this does not become effective before FY 2017-18.

Fiscal Impact

This bill has no fiscal impact.

Background Information

House Bill 14-1319 created a new funding mechanism for allocating moneys to the higher education governing boards. It included various provisions relating to “total state appropriation” and “total governing board appropriation” that affect the allocation of funds. These included:

- provisions related to guardrails, *i.e.*, limits on the extent to which one governing board may receive a funding increase or decrease that exceeds the average change in funding for all governing boards;
- provisions related to the percentage of funding that must be allocated to student stipends (minimum 52.5 percent); and
- provisions relating to increases for specialty education programs and other programs which are required to increase at rate no less than the overall rate of increase in funding for the governing boards.

This bill clarifies key terms so that the provisions of H.B. 14-1319 are implemented consistently.

“

JOINT BUDGET COMMITTEE LONG BILL PACKAGE BILL

SUMMARY OF S.B. 15-238:

CONCERNING THE ALLOWABLE USES OF MONEYS IN THE GENERAL FUND EXEMPT ACCOUNT THAT ARE
DESIGNATED TO BENEFIT STUDENTS ATTENDING INSTITUTIONS OF HIGHER EDUCATION.

Prime Sponsors: Senator Steadman and Representative Hamner

Bill Summary

The General Fund Exempt Account consists of the amount of state revenues in excess of the limitation imposed by Article X, Section 20 of the State Constitution (TABOR) which the State is authorized to retain and spend pursuant to Referendum C of 2005. Based on existing statute, of the amounts in the General Fund Exempt Account that are in excess of \$55 million, one-third must annually be appropriated for the benefit of students attending institutions of higher education. Current statute specifically identifies qualifying higher education appropriations as student stipends, fee-for-service contracts with governing boards, need- and merit-based aid, and capital construction appropriations. This bill adds to this list: work-study programs, tuition for qualified Indian pupils who attend Fort Lewis College, local district junior college grants, and area vocational school grants.

Fiscal Impact

This bill has no fiscal impact.

Background Information

In the introduced Long Bill, FY 2015-16 appropriations from the General Fund Exempt Account for higher education total \$788,000,000.

JOINT BUDGET COMMITTEE

LONG BILL PACKAGE BILL

SUMMARY OF S.B. 15-239:

CONCERNING THE TRANSFER OF VOCATIONAL REHABILITATION PROGRAMS FROM THE DEPARTMENT OF HUMAN SERVICES TO THE DEPARTMENT OF LABOR AND EMPLOYMENT, AND, IN CONNECTION THEREWITH, MAKING AN APPROPRIATION.

Prime Sponsors: Senator Lambert and Representative Young

Bill Summary

The bill transfers the Vocational Rehabilitation Programs (Programs) from the Department of Human Services (DHS) to the Department of Labor and Employment (DLE) on July 1, 2016. The Department of Labor and Employment is required to work with partners, stakeholders, and respective staff from both DLE and DHS to develop a transition plan for the Programs. Lastly, the bill requires both Departments to provide a detailed transition plan to the Joint Budget Committee and standing Committees of Reference.

Fiscal Impact

The bill includes an appropriation of \$665,330 General Fund to the Department of Labor and Employment for contractor costs associated with a merger consultant and move coordination project manager, as well as leased space costs, information technology services from the Governor's Office of Information Technology, and legal services from the Department of Law. The following table summarizes the appropriation.

Appropriation Summary	
Consultant and project manager	\$379,620
Operating expenses (including leased spaced build out)	190,000
Information technology	59,280
Legal services	18,902
Leased space	17,528
Total	\$665,330

JOINT BUDGET COMMITTEE

LONG BILL PACKAGE BILL

SUMMARY OF S.B. 15-240:

CONCERNING A FUNDING FORMULA FOR INDEPENDENT LIVING CENTERS, AND, IN CONNECTION THEREWITH,
MAKING AN APPROPRIATION.

Prime Sponsors: Senator Steadman and Representative Young

Bill Summary

The bill instructs the Department of Human Services to promulgate a rule for the distribution of state moneys to independent living centers. Specifically, this bill makes the following changes:

- **Section 1** adds language to the legislative declaration regarding Independent Living Centers.
- **Section 2** defines the base amount as the amount of funding required to provide the five core independent living services.
- **Section 3** requires the Department to promulgate a rule on or before July 1, 2016, that establishes a funding formula of state moneys for Independent Living Centers. The rule must, at a minimum, include a base amount of not less than \$600,000 per Center and other factors as agreed upon by the Centers. Other factors may include a per capita adjustment, a per county adjustment, or other adjustments agreed to by the Centers. Section 3 also requires the Department of Human Services to report on the status of the rule to the appropriate committees of reference by March 1, 2016.
- **Sections 4 through 6** make conforming amendments to existing statutory language.

Fiscal Impact

The bill includes an appropriation of \$2.0 million General Fund to account for the base amount of \$600,000 per Center (equal to an increase of \$1.6 million above the FY 2015-16 Long Bill appropriation), plus \$400,000 for other formula factors.

JOINT BUDGET COMMITTEE

LONG BILL PACKAGE BILL

SUMMARY OF S.B. 15-241:

CONCERNING COLLABORATIVE MANAGEMENT OF MULTI-AGENCY SERVICES PROVIDED TO CHILDREN AND FAMILIES, AND, IN CONNECTION, THEREWITH, MAKING AN APPROPRIATION.

Prime Sponsors: Senator Steadman and Representative Young

Bill Summary

With respect to the system of collaborative management, the bill:

- Clarifies that children or families do not need to be in the child welfare or foster care system to receive services under the program;
- Clarifies that the Department of Human Services is responsible for ensuring statewide consistency relating to the requirements for the memorandum of understanding related to the collaborative management system;
- Clarifies the definition of the target population for the program;
- Requires the Department and specified persons to develop performance measures for the system of collaborative management;
- Requires parties to enter a memorandum of understanding to identify performance measures, report to the department concerning those measures, and participate in an annual program evaluation of their success in meeting the identified performance measures;
- Clarifies that incentive funding is provided to parties to a memorandum of understanding who have successfully met or exceeded the identified performance measures as reported to the department; and
- Removes references to “elements” of collaborative management.

The bill authorizes the Department to use General Fund moneys and includes a General Fund appropriation.

Background

Pursuant to H.B. 04-1451 [Section 24-1.9-101 et seq., C.R.S.], the Collaborative Management Program was created to improve outcomes of children and families who receive services from multiple systems. The program is currently funded through the Performance-based Collaborative Management Incentive Cash Fund. The fund consists of moneys received from docket fees in civil actions transferred pursuant to Section 13-32-101 (5) (a), C.R.S. The bill includes a General Fund appropriation to increase funding to the program in addition to that provided through the cash fund.

Fiscal Impact

The bill includes the following appropriation:

- \$1,856,635 General Fund in FY 2015-16, including:
 - \$1,500,000 for allocation to parties of the memorandum of understanding through the collaborative management program incentive formula pursuant to Section 24-1.9-104 (3) (a), C.R.S.;
 - \$106,635 for administration of the program by the Department of Human Services; and
 - \$250,000 for the annual external evaluation of the program pursuant to Section 24-1.9-102.5, C.R.S.

JOINT BUDGET COMMITTEE

LONG BILL PACKAGE BILL

SUMMARY OF S.B. 15-242:

CONCERNING AN ALLOCATION IN ADDITION TO THE CHILD WELFARE BLOCK GRANT TO COUNTIES FOR THE PURPOSE OF HIRING NEW CHILD WELFARE STAFF, AND, IN CONNECTION THEREWITH, MAKING AN APPROPRIATION.

Prime Sponsors: Senator Grantham and Representative Young

Bill Summary

The bill directs the Child Welfare Allocations Committee to develop a formula to allocate funding to counties in addition to the Child Welfare Block Grant, for the specific purpose of hiring new child welfare staff at the county level. Any county receiving such an allocation shall continue to fund any child welfare staff existing as of January 1, 2015 through the county's Child Welfare Block Grant. Each county that receives an allocation shall provide a 10.0 percent match to state and federal moneys; except that a county that qualifies as tier 1 or tier 2 for purposes of the County Tax Base Relief fund shall be funded at 100.0 percent of state and federal funds provided.

The bill requires the Department of Human Services to contract for an external study concerning child welfare caseload by county. The results of the study shall be provided to the Child Welfare Allocations Committee, which shall modify the formula as necessary to reflect data obtained through the study.

Background

The August 2014 Colorado Child Welfare County Workload Study concluded that an additional 574.0 county level child welfare worker FTE and 122 county level supervisor FTE are needed to meet the existing child welfare workload. Due to county capacity concerns, staffing is intended to be increased annually over a several year period.

Funding for staffing and eligible services is currently provided to counties in the form of the Child Welfare Block Grant. Counties are authorized to use the allocation to provide child welfare services without categorical restriction; and funding can be used for: county administration of child welfare related activities; out-of-home care; subsidized adoption and relative guardianship agreements; and other necessary and appropriate services for children and families. The block grant reimburses counties for up to 80.0 percent of child welfare expenditures, leaving the remaining 20.0 percent (or more, if expenditures exceed the allocation) as the counties' responsibility. This bill appropriates funds, in addition to the existing Child Welfare Block Grant, to be allocated to counties solely for use in hiring additional child welfare staff; and requires a 10.0 percent county match.

Counties that have difficulty in meeting match requirements for social service programs as a result of low property tax revenues receive funding from the state through County Tax Base Relief (CTBR) line item disbursements. Eligibility is calculated through a formula based on three fixed mill levy thresholds – 3.0 mills

(tier I), 2.5 mills (tier II), and 2.0 mills (tier III). Tier I and tier II CTBR eligible counties are not required to provide matching funds.

Fiscal Impact

The bill includes the following appropriation:

- \$6,034,925 total funds in FY 2015-16, including \$5,428,510 General Fund and \$606,415 cash funds from local funds, for allocation to counties for the hiring of local child welfare case workers, child welfare case aides, and child welfare supervisors pursuant to Section 26-5-104 (8) (1), C.R.S.;
- \$90,468 General Fund in FY 2015-16 for training, which amount is based on an assumption that the division will require an additional 1.0 FTE; and
- \$195,050 General Fund in FY 2015-16 for the monitoring of local child welfare staffing and the child welfare caseload study pursuant to Section 26-5-112, C.R.S.
- For FY 2015-16, it is anticipated that the department will receive \$87,704 federal funds from Title IV-E of the Social Security Act.

JOINT BUDGET COMMITTEE LONG BILL PACKAGE BILL

SUMMARY OF S.B. 15-243:

**CONCERNING A PROHIBITION ON THE TRANSFER OF STATE-OPERATED BEDS UNDER THE WAIVER FOR HOME-
AND COMMUNITY-BASED SERVICES FOR INDIVIDUALS WITH INTELLECTUAL AND DEVELOPMENTAL
DISABILITIES.**

Prime Sponsors: Senator Lambert and Representative Young

Bill Summary

The bill prohibits the Department of Human Services from closing or selling, prior to May 16, 2016, state-operated Regional Center beds to ensure that individuals who do not successfully transition from a Regional Center to a community based setting have a place to return.

Fiscal Impact

The bill does not require an appropriation.

JOINT BUDGET COMMITTEE

LONG BILL PACKAGE BILL

SUMMARY OF S.B. 15-244:

CONCERNING THE TRANSFER OF MONEYS TO OFFSET THE FEDERAL GOVERNMENT'S RECOUPMENT OF MINERAL LEASE PAYMENTS TO THE STATE.

Prime Sponsors: Senator Grantham and Representative Rankin

Bill Summary

The Roan Plateau, a geological formation located northwest of Rifle, is prized for tourism and hunting, as well as for its extensive energy reserves. In 2008, following a highly contested planning period, the federal Bureau of Land Management (BLM) auctioned leases for natural gas drilling in and around the Plateau. A consortium of environmental groups immediately filed suit, and years of negotiation and litigation have followed.

In November 2014, plaintiffs who sought to restrict natural gas drilling on the Roan Plateau, leaseholders who had previously purchased drilling rights, and the federal Department of the Interior reached a settlement regarding natural gas drilling on the Plateau. Under the terms of the settlement, leaseholders will vacate most leases on the top of the Roan Plateau and will be refunded federal mineral lease (FML) payments they made in 2008 for the right to these leases ("bonus payments").

Colorado received 49.0 percent of the FML bonus payments paid for Roan Plateau leases in 2008. The state's share of the refund (\$23,366,598) will be recouped through federal withholding of future FML disbursements to the State. Pursuant to the agreement between the State and the Department of the Interior, a recoupment of \$7,788,866 will be taken annually from Colorado's share of FML revenue in the first quarter of state FY 2015-16, FY 2016-17, and FY 2017-18.

This bill provides a General Fund transfer to fully backfill the FML revenue that will not be received as a result of the settlement. The bill is designed to eliminate any impact on schools, local governments, and other entities that would otherwise be affected by the federal recoupment of FML revenue. The federal government will recoup moneys from the portion of Colorado's FML payments that are classified as "non-bonus" revenues, i.e., revenues associated with ongoing payments for leases, as opposed to initial bonus payments. FML non-bonus payments are allocated based on state statutory formulas to the State Public School Fund, the Local Government Mineral Impact Fund, and the Colorado Water Conservation Board Construction Fund. Therefore, the General Fund and other transfers authorized in the bill are designed to hold these funds harmless from the impact of federal recoupment.

This bill provides the entire General Fund amount as a transfer to the State Public School Fund. It then transfers FML revenues *from* the State Public School Fund to the other funds in amounts that correspond to the FML revenue that these funds will not receive as a result of the federal recoupment. This is because a direct General Fund transfer to the Local Government Mineral Impact Fund could create revenue implications for some local governments pursuant to Article X, Section 20 of the State Constitution.

Section 1

Provides a legislative declaration explaining the bill's intent.

Section 2

- For FY 2015-16, FY 2016-17, and FY 2017-18, after the State Treasurer receives documentation of the recoupment of FML moneys pursuant to the Roan Plateau Settlement, the Treasurer will transfer \$7,788,866 from the General Fund to the State Public School Fund. The transfer will occur on the date of the first quarterly distribution of FML revenue to the funds specified in statute. Simultaneous with each General Fund transfer, the Treasurer will transfer \$4,026,844 FML moneys from the State Public School Fund to other funds, including:
 1. \$3,115,546 to the Local Government Mineral Impact Fund;
 2. \$778,887 to the Colorado Water Conservation Board Construction Fund; and
 3. \$132,411 to the Local Government Mineral Impact Fund for statutory distributions to school districts.
- If FML revenue is insufficient for the required transfers from the State Public School Fund, the balance will be transferred in subsequent quarters until the required total, or as much as possible, is transferred.
- The entire \$7,788,866 in backfill funds is included in calculations related to FML caps and spillovers from one fund to another. This includes \$3,762,022 General Fund transferred to the State Public School Fund and all of the FML transfers received by other funds from the State Public School Fund pursuant to this bill.

Sections 3 and 4

Include conforming amendments and a safety clause.

Fiscal Impact

This bill reduces General Fund revenue available for other purposes by \$7,788,866 in FY 2015-16 and by the same amount each year through FY 2017-18.

Background Information

Roan Plateau Geography and Energy Reserves

- The Roan Plateau is located in Garfield County and is comprised of about 73,600 acres of public lands, with about 35,000 located on top of the plateau and the rest below the rim.
- A federal Bureau of Land Management Fact Sheet estimates 4.2 trillion cubic feet (TCF) of natural gas under the top of the plateau and 4.7 TCF under the lands below the rim.

Recent Timeline

March 2008 -- the federal Bureau of Land Management (BLM) authorizes drilling on the Plateau with various environmental protections.

July 2008 -- a consortium of environmental groups files a lawsuit in District Court challenging the BLM's management plan.

August 2008 -- the BLM nonetheless proceeded with its lease sale. Colorado receives its 49.0 percent of bonus revenue or about \$56 million. However, due to the lawsuit, drilling is not allowed to proceed.

2008 and 2012 -- leaseholders and plaintiffs engage in unsuccessful settlement negotiations and then court hearings.

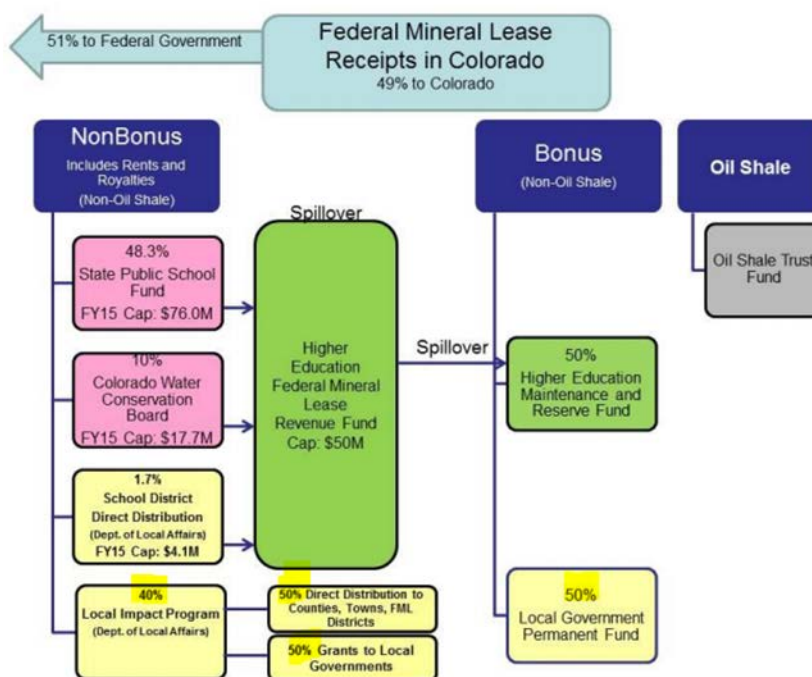
June 2012 -- a federal district court judge concludes that there are various problems in the BLM environmental impact statement and remands the issue to the BLM. The court decision is appealed by both parties. The BLM subsequently begins the process of developing a supplemental environmental impact statement.

2014 - Plaintiffs and leaseholders work toward a settlement agreement, which is confirmed in November 2014. Under the terms of the settlement, leaseholders will vacate most leases on top of the Plateau but will be allowed to proceed with drilling in areas around the base.

Parties to the Settlement and Side-negotiations: The State was not a formal party to the settlement. However, negotiations were supported by members of the General Assembly, the Governor’s Office, and members of Colorado’s congressional delegation. One component of these negotiations was to reassure local governments that they would not be negatively affected by the settlement.

Colorado Federal Mineral Lease Revenue and Distributions: Colorado is anticipated to receive between \$163 and \$173 million in FML revenue in FY 2014-15 and between \$157 and \$168 million in FY 2016-17, based on OSPB and Legislative Council Staff March 2015 forecasts. Actual revenue in FY 2013-14 was \$173.6 million. The FML allocation formula was updated through S.B. 08-218 and is codified in Section 34-63-102, C.R.S. The chart below provides an overview of allocation structure.

Note that federal funds recoupment and the General Fund backfill provided in the current bill will be applied to **non-bonus** revenues.



Transfers of FML to the General Fund during the recession: Some local governments were concerned about the proposed Roan Plateau settlement because they anticipated losing FML moneys due to federal recoupment. They noted that they had not benefitted from the 2008 Roan Plateau bonus payments that are now subject to recoupment. Although statutory formulas direct bonus and non-bonus revenue to the funds outlined above under

normal circumstances, due to the recession (between FY 2008-09 and FY 2011-12), bonus payments related to the Roan Plateau Settlement, as well as a significant share of other FML revenues, were transferred to the General Fund through a series of statutory transfers.

JOINT BUDGET COMMITTEE

LONG BILL PACKAGE BILL

SUMMARY OF S.B. 15-245: CONCERNING THE PROVISION OF STATE FUNDING FOR NATURAL HAZARD MAPPING.

Prime Sponsors: Senator Grantham and Representative Young

Bill Summary

The bill establishes the Hazard Mapping Program, administered by the Colorado Water Conservation Board (CWCB) in the Department of Natural Resources, to: (1) provide floodplain, erosion zone, and debris flow mapping to reflect current hazards based on post-flood conditions; and (2) help communities make land use decisions during the flood recovery process and establish policy on future development in flood-impacted areas.

The bill creates the Natural Hazard Mapping Fund to receive program revenue, which includes gifts, grants, and donations, as well as the following General Fund transfers established in the bill:

- \$3,800,000 General Fund in FY 2015-16;
- \$2,400,000 General Fund in FY 2016-17; and
- \$670,000 General Fund in FY 2017-18.

These funds will be continuously appropriated to the CWCB for the three-year term of the program. At the end of FY 2017-18, any remaining funds will be returned to the General Fund and the program will be repealed.

Fiscal Impact

This bill transfers \$3.8 million from the General Fund to the Natural Hazard Mapping Fund in FY 2015-16 for the first year of the Hazard Mapping Program. The total fiscal impact for all three years of the program is \$6.87 million General Fund.

JOINT BUDGET COMMITTEE BILL

SUMMARY OF S.B. 15-246:

CONCERNING MODIFICATIONS TO ACCOMMODATE CERTAIN STATEWIDE FINANCIAL INFORMATION TECHNOLOGY SYSTEMS IN THE DEPARTMENT OF PERSONNEL

Prime Sponsors: Senator Lambert and Representative Rankin

Bill Summary

For FY 2015-16, administrative oversight and appropriations for the Colorado Operations Research Engine (CORE) project, also known as COFRS Modernization, were transferred and relocated to the Department of Personnel from the Governor's Office of Information Technology. The bill creates the Statewide Financial Information Technology Systems Cash Fund in the Department of Personnel to receive revenue from state agency CORE Operations common policy payments and to make payments related to the CORE system and CORE operations in the Office of the State Controller.

Fiscal Impact

There is no fiscal impact. The FY 2015-16 Long Bill includes state agency common policy allocations that total \$10,355,144 for CORE Operations. This bill creates the fund that will be used to collect such user fees and to make expenditures related to CORE.

JOINT BUDGET COMMITTEE

LONG BILL PACKAGE BILL

SUMMARY OF S.B. 15-247:

CONCERNING THE AUGMENTATION OF THE SCOPE OF SERVICES OF THE STATE DRUG ASSISTANCE PROGRAM ADMINISTERED BY THE DEPARTMENT OF PUBLIC HEALTH AND ENVIRONMENT TO AUTHORIZE FUNDING FOR PREVENTION, INTERVENTION, AND OTHER SERVICES, AND, IN CONNECTION THEREWITH, MAKING AN APPROPRIATION.

Prime Sponsors: Senator Steadman and Representative Young

Bill Summary

The bill augments the scope of services of the Drug Assistance Program (Program) to include funding for preventative and nondrug-related health services and allows moneys appropriated for the Program to be used for screening, general medical, preventative, and pharmaceutical costs for qualifying individuals of lower income who have medical or preventative needs concerning AIDS or HIV, viral hepatitis, or a sexually transmitted infection. The bill also:

- Creates the Drug Assistance Rebate Fund, which consists of rebates received from pharmaceutical companies, and, subject to annual appropriation, allows the Department of Public Health and Environment to expend moneys from such fund for the Program;
- Expands the duties of the existing subcommittee of the Governor's Advisory Group on HIV and AIDS Policy, which currently only provides advice and recommendations to the Department concerning which pharmaceutical products should be listed on the drug formulary for the Program, to include the provision of advice regarding Program eligibility requirements and uses of Program funding;
- Provides prioritization criteria for enrollment in the Program among eligible applicants if the Program is reaching its fiscal limitations; and
- Eliminates end of fiscal year transfers of unexpended and unencumbered moneys in the AIDS and HIV Prevention Fund to the Tobacco Litigation Settlement Cash Fund, and requires all such moneys to remain in the AIDS and HIV Prevention Fund.

Fiscal Impact

The bill appropriates \$863,033 cash funds to the Department of Public Health and Environment for FY 2015-16. Of the total appropriation, \$600,000 is from the newly created Drug Assistance Rebate Fund, and \$263,033 is from the AIDS and HIV Prevention Fund. The appropriation from the AIDS and HIV Prevention Fund reflects the amount of funds that would have been transferred to the Tobacco Litigation Settlement Cash Fund under current law.

JOINT BUDGET COMMITTEE

LONG BILL PACKAGE BILL

SUMMARY OF S.B. 15-248: CONCERNING THE REPEAL OF THE STATE FACILITY SECURITY FUND.

Prime Sponsors: Senator Lambert and Representative Hamner

Bill Summary

The bill repeals the State Facility Security Fund. In addition, the bill specifies that executive branch departments or agencies may receive moneys from sources other than the Fund to comply with rules that require funding for implementation.

Fiscal Impact

This bill has no fiscal impact.

Background Information

The General Assembly created the State Facility Security Fund (Fund) in 2002 and specified the moneys in the Fund are to assist executive branch departments and agencies in implementing rules concerning building security and occupant protection, as well as continuity of state government operations. The continuously appropriated fund is authorized to accept appropriations from the General Assembly and gifts, grants, and donations, but has never received moneys from either source.

JOINT BUDGET COMMITTEE

LONG BILL PACKAGE BILL

SUMMARY OF S.B. 15-249:

CONCERNING A TRANSFER FROM THE MARIJUANA TAX CASH FUND TO THE GENERAL FUND.

Prime Sponsors: Senator Lambert and Representative Hamner

Bill Summary

The bill increases the June 30, 2015 transfer from the Marijuana Tax Cash Fund to the General Fund by \$27.7 million in anticipation of the \$58.0 million refund required by Article X, Section 20 (3) (c) of the State Constitution (the election provisions of the Taxpayer Bill of Rights or TABOR).

Fiscal Impact

The bill transfers \$27.7 million of the available funds in the Marijuana Tax Cash Fund to the General fund. The Legislative Council Staff's March 2015 revenue forecast anticipates a refund of Proposition AA taxes triggered by the election provisions of TABOR that totals \$58.0 million. The transfer made in this bill will increase General Fund moneys available for the required refund.

JOINT BUDGET COMMITTEE

LONG BILL PACKAGE BILL

SUMMARY OF S.B. 15-250: CONCERNING CAPITAL RELATED TRANSFERS OF MONEYS.

Prime Sponsors: Senator Lambert and Representative Hamner

Bill Summary

The bill includes transfers to the Capital Construction Fund to fund capital construction appropriations in the 2015 Long Bill.

For FY 2015-16, the bill transfers:

- \$144,682,149 from the General Fund to the Capital Construction Fund;
- \$76,877,790 from the General Fund to the Information Technology Capital Account of the Capital Construction Fund;
- \$500,000 from the General Fund Exempt Account of the General Fund to the Capital Construction Fund; and
- \$1,000,000 from the State Historical Fund to the Capital Construction Fund.

For FY 2013-14, the bill increases the transfer from the General Fund Exempt Account to the Capital Construction Fund by \$84,639,619 and decreases the General Fund transfer by the same amount for capital construction appropriations related to higher education.

Fiscal Impact

For FY 2015-16, the bill decreases the amount of General Fund available for other purposes by \$222,059,939.

JOINT BUDGET COMMITTEE

LONG BILL PACKAGE BILL

SUMMARY OF S.B. 15-251:

CONCERNING THE EXCLUSION OF APPROPRIATIONS FOR REAL PROPERTY LEASE-PURCHASE PAYMENTS FROM THE BASIS FOR THE CALCULATION OF THE GENERAL FUND RESERVE.

Prime Sponsors: Senator Lambert and Representative Hamner

Bill Summary

Currently, a portion of the unrestricted balance in the General Fund at the end of a fiscal year must be retained as the General Fund reserve. The General Fund reserve is equal to 6.5 percent of the amount appropriated for expenditure from the General Fund for the fiscal year. The bill excludes appropriations for lease-purchase payments from the amount used to calculate the necessary General Fund reserve.

Fiscal Impact

In the FY 2015-16 Long Bill, a total of \$39,074,536 in state-funded lease purchase payments were moved from the capital construction section to the operating section. The bill will reduce the set-aside necessary to fund the General Fund reserve by \$2,539,845.

Background Information

Joint Rule 45, adopted in 2014, added standards for assessing whether budget items should be addressed in the operating budget, in the capital construction budget, or in the information technology projects budget. These standards provide more consistent authority over those budget items through the Joint Budget Committee (JBC), Capital Development Committee (CDC), and Joint Technology Committee (JTC) processes.

Annual lease-purchase payments such as certificates of participation (COPs) are annual, ongoing payments and should be located within the operating budget once the construction of the COP-financed building is substantially complete. Historically, annual lease-purchase payments have been located in the capital construction budget, and to the extent they are state-funded, they have been funded from the Capital Construction Fund. Capital Construction Fund appropriations in the capital construction budget are excluded from the amount used to calculate the General Fund reserve. Excluding appropriations for COP payments located in the operating budget from the amount used to calculate the General Fund reserve maintains their historical exclusion.

Legislation not in the Budget Package but Included for Budget Balancing Purposes

Senate Bill 15-109

Mandatory Abuse Report for Adult with an Intellectual or Physical Disability

Under current law, vulnerable or at-risk adults who, because of age or mental or physical ability, are unable to obtain services or otherwise protect their own health, safety, and welfare are protected. This bill expands the mandatory reporting requirement to cover known or suspected abuse of any at-risk adult with a disability over the age of 18. For budget balancing purposes, the Joint Budget Committee (JBC) has assumed \$490,356 General Fund will be appropriated to the Department of Human Services in this bill for FY 2015-16.

Senate Bill 15-191

Legislative Appropriation Bill

The Legislative Branch includes the elected officials of the House of Representatives and the Senate and the necessary staff to support them in their duties and responsibilities. The staff includes those assigned to both the House and Senate; the State Auditor's Office; the Joint Budget Committee; the Legislative Council; the Office of Legislative Legal Services; and the Colorado Reapportionment Committee. The majority of the legislative appropriation is contained in a separate legislative appropriation bill. The following table summarizes the appropriations contained in the Legislative Appropriation bill. For budget balancing purposes, the JBC has assumed \$39,381,144 General Fund will be appropriated to the Legislative Department in this bill for FY 2015-16.

	Total	General Fund	Cash Funds	Reappropriated Funds	Federal Funds	FTE
FY 2014-15 Appropriations*						
H.B. 14-1293 (Legislative Appropriations)	\$38,205,116	\$37,122,300	\$179,000	\$903,816	\$0	276.6
Other legislation	<u>478,624</u>	<u>473,624</u>	<u>0</u>	<u>5,000</u>	<u>0</u>	<u>2.0</u>
Total FY 2014-15 Appropriation	\$38,683,740	\$37,595,924	\$179,000	\$908,816	\$0	278.6
FY 2015-16 Appropriation						
S.B. 15-191 (Legislative Appropriations Bill)	\$40,475,144	\$39,381,144	\$179,000	\$915,000	\$0	<u>280.6</u>
Difference (FY 2015-16 minus FY 2014-15)	\$1,791,404	\$1,785,220	\$0	\$6,184	\$0	2.0

*These appropriations are not included in the Long Bill

Senate Bill 15-195*Spending Savings from Earned Time in DOC*

This bill, as introduced, limits the amount of earned time savings that may be used towards education and parole programs in the Department of Corrections. The Department is directed to prioritize the use of this funding for parole wrap-around services that are administered based on evidence-based practices. For budget balancing purposes, the JBC has assumed \$1,500,000 General Fund will be appropriated to the Department in this bill for FY 2015-16 and the earned time savings usage limit established in the bill will be increased to \$6.5 million.

Senate Bill 15-228*Medicaid Rate Review Process*

The bill establishes a process for the Department of Health Care Policy and Financing to review provider fee rates. It requires the Department to establish a schedule of rates to be reviewed so that every rate is reviewed every five years. It authorizes out-of-cycle review of rates at the request of the JBC or the Medicaid Provider Rate Review Advisory Committee established pursuant to the bill. For budget balancing purposes, the JBC has assumed \$269,912 General Fund will be appropriated to the Department in this bill for FY 2015-16.

House Bill 15-1034*Add Judge in Twelfth Judicial District*

This bill increases the allocation of district judges in the Twelfth Judicial District (Alamosa, Conejos, Costilla, Mineral, Rio Grande, and Saguache Counties) from three to four. For budget balancing purposes, the JBC has assumed \$333,361 General Fund will be appropriated to the Judicial Department for FY 2015-16.

House Bill 15-1149*Office of the Respondent Parents' Counsel*

Under current law, the Judicial Department is required to establish an Office of Respondent Parents' Counsel (ORPC) to oversee the provision of legal representation for parents involved in dependency and neglect proceedings who are unable to afford private counsel. This bill delays by six months (to July 1, 2016) the date that the ORPC is to assume responsibility for court-appointed counsel for respondent parents. In addition, the bill creates a nine-member governing commission for the ORPC. For budget balancing purposes, the JBC has assumed this bill will reduce General Fund appropriations to the Judicial Department by \$603,145 for FY 2015-16.

House Bill 15-1153*Oversight of Child & Family Investigators*

This bill consolidates oversight of all court-appointed "child and family investigators" (CFIs) under the State Court Administrator's Office, effective January 1, 2016. For budget balancing purposes, the JBC has assumed \$27,580 General Fund will be appropriated to the Judicial Department in this bill for FY 2015-16.

House Bill 15-1186*Services for Children with Autism Waiver*

This bill includes the following five changes to the Children with Autism waiver program:

1. Expands eligibility to add children ages 6 to 8;
2. Allows children who begin services before age 8 to receive a full three years of services, and no more than three years;
3. Allows General Fund support, and thereby eliminates the current enrollment cap of 75 children;
4. Eliminates the annual statutory \$25,000 per child expenditure cap on services and allows the cap to be adjusted through the budget process; and
5. Provides for an annual evaluation of the effectiveness of services for people with autism.

For budget balancing purposes, the JBC has assumed \$367,564 General Fund will be appropriated to the Department of Health Care Policy and Financing in this bill for FY 2015-16.

House Bill 15-1194*Authorize General Fund for LARC Services*

The bill continues the Family Planning Program within the Department of Public Health and Environment. The funding must be used to continue a grant program providing Long Acting Reversible Contraception (LARC) methods to low-income and uninsured women to reduce the number of unintended pregnancies in Colorado. For budget balancing purposes, the JBC has assumed \$5,000,000 General Fund will be appropriated to the Department in this bill for FY 2015-16.

House/Senate Bill (bill number pending)*School Finance Bill*

For budget balancing purposes, the JBC has assumed \$25,000,000 General Fund will be appropriated to the Department of Education in this bill for FY 2015-16.

House/Senate Bill (bill number pending)*Severance Tax Revenue Transfer*

For budget balancing purposes, the JBC has assumed that \$20,000,000 of total severance tax revenue received in FY 2014-15 will be transferred to the General Fund to be available starting in FY 2015-16.

Section 4

Appendices

Appendix A – Summary of Long Bill Sections

Bill Section	Year	Department	Description
1-3	2015-16	All	Headnotes and Long Bill appropriations for all departments and capital construction.
4	2013-14	Health Care Policy and Financing	Adjusts appropriations between the General Fund and the General Fund Exempt account.
5	2013-14	Education	Adjusts appropriations between the General Fund and the General Fund Exempt account.
6	2014-15	Headnotes	Increases the designation of the emergency reserve by \$8.9 million.
7	2014-15	Education	See the narrative section for the Department of Education.
8	2014-15	Governor -Lieutenant Governor - State Planning and Budgeting	See the narrative section for the Governor-Lieutenant Governor-State Planning and Budgeting. Adds a footnote; no dollar adjustments.
9	2014-15	Health Care Policy and Financing	See the narrative section for the Department of Health Care Policy and Financing.
10	2014-15	Higher Education	See the narrative section for the Department of Higher Education.
11	2014-15	Human Services	See the narrative section for the Department of Human Services.
12	2014-15	Judicial	See the narrative section for the Judicial Department.
13	2014-15	Local Affairs	See the narrative section for the Department of Local Affairs.
14	2014-15	Public Health and Environment	See the narrative section for the Department of Public Health and Environment.
15	2014-15	Public Safety	See the narrative section for the Department of Public Safety.
16	2014-15	Department of Revenue	See the narrative section for the Department of Revenue. Adds a footnote; no dollar adjustments.
17	2014-15	Education	Amends an appropriation in H.B. 14-1156. See the narrative section for the Department of Education.
18	2014-15	Health Care Policy and Financing	Amends an appropriation in S.B. 14-151. See the narrative section for the Department of Health Care Policy and Financing.
19	2014-15	Health Care Policy and Financing	Amends an appropriation in H.B. 14-1045. See the narrative section for the Department of Health Care Policy and Financing.
20	2014-15	Higher Education	Amends an appropriation in S.B. 14-001. See the narrative section for the Department of Higher Education.
21	2015-16	Safety Clause	

Appendix B – General Policies

The appropriations for many line items are determined by general policies applied consistently to all agencies. A brief explanation for each of these policies is provided below.

Administrative Law Judge Services

Funds for Administrative Law Judge (ALJ) services are included for the 14 departments that use these services. The recommended billing is calculated by identifying the budget year's base costs (personal services, operating expenses, and indirect costs) plus the program's share of the Department of Personnel's prior fiscal year's benefits and common policy costs. These costs are then allocated to departments for the upcoming fiscal year according to actual percentage use by agency in the prior fiscal year. For FY 2015-16, statewide spending authority for ALJ services totals approximately \$5.3 million, compared to \$4.1 million for FY 2014-15.

Capitol Complex Leased Space

This line item is a payment to the Department of Personnel for property management for departments occupying space in the Capitol Complex, the North Campus facility, the Pierce Street Building, the Grand Junction State Office Building, and Camp George West. This line item appears in each department's Executive Director's Office, with some exceptions. Each campus has a distinct rental rate per square foot calculated on the pooled expenses of the campus. For FY 2015-16, statewide agency allocations total approximately \$15.0 million in comparison to \$10.7 million for FY 2014-15.

Community Provider Rates

Community provider rate adjustments are applied to programs and services which, if not provided by contracted provider organizations or county staff, would need to be provided by state staff. The bill includes a common policy 0.5 percent increase for providers paid from the Medical Services Premiums line item in the Department of Health Care Policy and Financing and a 1.7 percent provider rate increase for all other community providers. In addition to the common policy provider rate increases, the bill includes targeted rate increases for select Medicaid providers. See the Department of Health Care Policy and Financing for more information about the targeted rate increases.

Health, Life, and Dental

The bill adjusts the state contribution to health, life, and dental insurance premiums to match prevailing compensation. The state contribution is set at 80.0 percent for FY 2015-16, consistent with the state contribution rate for FY 2014-15. Statewide health, life, and dental appropriations total \$217.3 million total funds, including \$124.4 million General Fund in FY 2015-16, compared to \$184.5 million total funds including \$105.8 million General Fund in FY 2014-15.

Lease Purchase

The bill continues existing lease purchase agreements. Requests for additional lease purchase funds are examined on an individual department basis and funded where appropriate. Moneys may not be expended for lease purchase unless they are specifically appropriated for that purpose.

Leased Space

This line item appears in a department's Executive Director's Office, division, or program for the payment of leased space expenses including rent, share of facility operating costs, and leased space escalators.

Legal Services

This line item appears in the Executive Director's Office of most departments. The bill's appropriations allow departments to purchase necessary legal services from the Department of Law, similar to how legal services are purchased from a private-sector law firm. For FY 2015-16, agencies will pay a blended legal rate of \$95.01 per hour for legal services, which are provided by both attorneys and legal assistants. This compares to a rate of \$99.01 per hour for FY 2014-15. The payments that client agencies make to the Department of Law are sufficient to pay all the direct and indirect costs of supplying the services. The Department of Law expects to provide 410,040 hours of legal services to client agencies in FY 2015-16.

Operating Expenses

For FY 2015-16, the bill funds operating expenses at a continuation level of funding, with some individual exceptions. The General Assembly has periodically provided inflationary increases for operating expenses related to food, medical, and laboratory services in departments for which these costs are not incidental. The bill does not include inflationary increases for any operating expenses for FY 2015-16.

Payments to OIT

This line item appears in each department's Executive Director's Office, with some exceptions, and represents each department's share of the State's information technology services provided by the Governor's Office of Information Technology (OIT). For FY 2015-16, the bill includes recoverable costs totaling \$124.8 million, including \$51.9 million General Fund.

Payment to Risk Management and Property Funds

This line item appears in each department's Executive Director's Office. The bill represents each department's share of the statewide cost of property and liability insurance coverage, based on a three-year average loss history as verified by an independent actuarial firm. The Department of Personnel has continuous spending authority for the property and liability programs claims, premiums, and legal expenses, but not for administrative costs. For FY 2015-16, the bill's appropriation for the risk management and property program is \$17.3 million, comprised of \$6.8 million for property and \$10.5 million for liability. This compares to \$16.9 million for FY 2014-15, comprised of \$6.8 million for property and \$10.1 million for liability.

Personal Services

For FY 2015-16, the bill funds personal services at a continuation level of funding plus a base adjustment for the salary survey and merit pay provided in FY 2014-15.

S.B. 04-257 Amortization Equalization Disbursement (AED)

Pursuant to S.B. 04-257, the State contributes additional funds to assist in the amortization of the Public Employees' Retirement Association's (PERA) unfunded liability. The appropriation amount is based on employees' base salaries, including shift differential pay. While the amount is calculated on statewide base salary and is therefore considered as a compensation common policy, AED is not an item paid to state employees for compensation. The contribution amount will increase by 0.4 percent each calendar year until it reaches the maximum contribution rate of 5.0 percent in calendar year 2017. The contribution rate is 4.2 percent for calendar year 2015, and 4.6 percent for calendar year 2016. The bill's appropriations for FY 2015-16 total \$70.1 million, including \$37.7 million General Fund, compared to \$63.0 million total funds, including \$34.0 million General Fund in FY 2014-15.

S.B. 06-235 Supplemental Amortization Equalization Disbursement (SAED)

In addition to the AED contribution amounts, S.B. 06-235 provides a supplemental PERA contribution. The intended fund source is money that would otherwise be available for, but not yet awarded as employee salary increases. The appropriation amount is based on employees' base salaries including shift differential pay. While the amount is calculated on statewide base salary and is therefore considered as a compensation common policy, and the intended fund

source is money that would otherwise be available for salary increases, SAED is not an item paid to state employees for compensation. SAED will increase by 0.5 percent each calendar year until it reaches its maximum contribution rate of 5.0 percent in 2017. The contribution rate is 4.0 percent for calendar year 2015, and 4.5 percent for calendar year 2016. The bill's appropriations for FY 2015-16 total \$67.3 million, including \$36.1 million General Fund, compared to \$59.1 million, including \$31.9 million General Fund in FY 2014-15.

Salary Survey and Merit Pay Awards

Salary survey line item appropriations total \$25.0 million statewide, including \$16.1 million General Fund for a 1.0 percent across-the-board increase in FY 2015-16. This compares to \$51.4 million, including \$29.3 million General Fund in FY 2014-15, which provided for a 2.5 percent across-the-board increase.

The merit pay line item appropriations total \$17.0 million statewide, including \$9.4 million General Fund for a weighted average 1.0 percent increase to provide funding for raises according to a formula that rewards performance, but also gives greater percentage increases to employees at the lower end of the pay range. This compares to \$16.3 million statewide, including \$8.7 million General Fund in FY 2014-15, for a weighted average 1.0 percent increase. The following table outlines the merit pay matrix for FY 2015-16.

Merit Pay Matrix				
Performance Rating	Income quartile of class range			
	Q1	Q2	Q3	Q4
3	1.8%	1.6%	1.4%	1.2%
2	1.0%	0.8%	0.6%	0.4%
1	0.0%	0.0%	0.0%	0.0%

Shift Differential

Shift differential payments provide higher wages for evening, night, and weekend shifts. The bill's appropriations for FY 2015-16 total \$13.9 million, including \$11.4 million General Fund, primarily for the Departments of Corrections and Human Services, compared to \$13.5 million, including \$10.9 million General Fund, in FY 2014-15.

Short-term Disability

All state employees are eligible for employer-paid, short-term disability insurance. The bill's appropriations are calculated based on 0.22 percent of employees' base salaries, including shift differential pay. This line item appears in each department's Executive Director's Office and cannot be expended for any other purpose. Statewide short-term disability appropriations for FY 2015-16 total approximately \$3.4 million, including \$1.8 million General Fund, which compares to \$3.3 million, including \$1.8 million General Fund, in FY 2014-15.

Statewide Indirect Costs

Indirect costs are the overhead costs associated with the operation of general government functions and departmental administrative duties. Indirect cost recoveries are intended to offset the costs of providing central services for cash-funded and federally-funded programs that would otherwise be supported by General Fund. For FY 2015-16, the statewide indirect cost recovery plan is estimated to recover \$16.2 million in comparison to \$17.2 million for FY 2014-15.

Vehicle Lease Payments

Pursuant to Section 24-30-1117, C.R.S., state agency motor vehicles may only be purchased through the Fleet Management Program in the Department of Personnel. The bill's appropriations are based on the amount necessary for each department's vehicle lease payments, which vary according to vehicle model and type. For FY 2015-16, the bill includes funding to replace 634 vehicles, including up to 221 compressed natural gas vehicles, compared to FY 2014-15 which replaced 684 vehicles, including 153 compressed natural gas vehicles. The appropriation to the state agency Vehicle Lease Payments line items for FY 2015-16 totals \$22.6 million in comparison to \$21.0 million for FY 2014-15. The appropriation for the Vehicle Replacement Lease/Purchase line item for FY 2015-16 is \$17.4 million in comparison to \$19.0 million for FY 2014-15.

Workers' Compensation

This line item appears in each department's Executive Director's Office. The bill represents each department's share of the statewide cost of workers' compensation coverage, based on a three-year average loss history as verified by an independent actuarial firm. The State is self-insured and provides coverage for employees in all departments (except for institutions of higher education which operate separate self-insured programs). The Department of Personnel's appropriation totals \$38.5 million for workers' compensation premiums for FY 2015-16 in comparison to \$45.1 million for FY 2014-15.

Appendix C -- Highway Users Tax Fund Appropriation Comparison

The following table shows the bill's FY 2015-16 "Off-the-Top" appropriations from the Highway Users Tax Fund (HUTF), which are limited to an annual growth rate of 6.0 percent over the previous year's "Off-the-Top" appropriations. These moneys are referred to as "Off-the-Top" because they are removed from available HUTF revenue before the statutory allocation to cities, counties, and the Department of Transportation. Pursuant to Section 43-4-201 (3) (a) (I) (C), C.R.S., "Off-the-Top" appropriations are limited to the Colorado State Patrol in the Department of Public Safety and related capital projects.

HUTF "Off-the-Top" Appropriations Comparison Section 43-4-201 (3) (a) (I) (C), C.R.S.		
	Appropriations Comparison	Percent Change
FY 2014-15 HUTF "Off-the-Top" Appropriations Base	\$128,320,414	
Multiplied by the 6.0 Percent Allowable Growth	<u>1.06</u>	
FY 2015-16 HUTF "Off-the-Top" Appropriations Limit	\$136,019,639	
FY 2015-16 HUTF "Off-the-Top" Appropriations:		
Department of Public Safety, Colorado State Patrol (Long Bill Operating Budget)	\$132,609,379	
Department of Public Safety, Colorado State Patrol (Long Bill Capital Budget)	<u>2,076,402</u>	
Total FY 2015-16 HUTF "Off-the-Top" Appropriations	\$134,685,781	5.0%
Over / (Under) FY 2014-15 "Off-the-Top" Appropriations Limit	(\$1,333,858)	

Department of Public Safety Operating Budget

The bill includes the following major changes to "Off-the-Top" appropriations: (1) an increase of \$4.2 million for adjustments to statewide common policies including: state contributions for health, life, and dental benefits; salary survey; merit pay; short-term disability; supplemental state contributions to the Public Employees' Retirement Association (PERA) pension fund; workers' compensation; shift differential; legal services; payment to risk management and property funds; Capitol complex leased space; payments to the Governor's Office of Information Technology (OIT); and CORE operations; (2) an increase of \$0.4 million for dispatch services; and (3) a reduction of \$1.5 million for the annualization of prior year legislation and budget actions.

Department of Public Safety Capital Construction Budget

The capital construction section of the bill includes an increase of \$2,076,402 to replace the Loma Eastbound Port of Entry and the Greeley Troop Office.

Appendix D – General Fund Exempt Account and Amounts Exempt from the Statutory Limit on General Fund Increases

The appendix provides additional information on General Fund appropriations in two categories, reflected in two tables below, including:

- Appropriations of General Fund moneys that have been deposited in the General Fund Exempt Account in compliance with Section 24-77-103.6 (2) and 24-77-104.5 (1), C.R.S. The General Fund Exempt Account includes General Fund moneys the State is allowed to retain and spend in excess of limits imposed by Article X, Section 20 of the State Constitution (TABOR) as TABOR was originally adopted. Referendum C, passed by Colorado voters in November 2005, allows the State to retain and spend all revenue that is collected in excess of the TABOR limit for FY 2005-06 through FY 2009-10. For FY 2010-11 and subsequent fiscal years, Referendum C allows the State to retain all revenues that are in excess of the TABOR limit, but less than the excess state revenues cap, for that fiscal year. This revenue must be placed in the General Fund Exempt Account.

Appropriations from the General Fund Exempt Account			
Department	FY 2014-15	FY 2015-16	Explanation
Education	\$813,135,957	\$848,124,468	GFE appropriations for preschool through twelfth grade education pursuant to Sections 24-77-103.6 (2) (b) and 24-77-104.5 (3), C.R.S.
Higher Education	650,733,333	788,000,000	GFE appropriations for higher education pursuant to Sections 24-77-103.6 (2) (b) and 24-77-104.5 (1) (b) (III), C.R.S.
Health Care Policy and Financing	813,559,557	848,552,061	GFE appropriations for: <ul style="list-style-type: none"> • \$848,124,468 in FY 2015-16 for health care funding for Colorado's elderly, low-income, and disabled populations pursuant to Sections 24-77-103.6 (2) (a) and 24-77-104.5 (2) (a) (I), C.R.S. • \$427,593 in FY 2015-16 pursuant to Section 24-22-117 (1) (c) (I) (B), C.R.S.
Local Affairs	4,294,753	4,251,065	GFE appropriations for volunteer firefighter retirement plans and death and disability insurance, pursuant to Section 24-77-103.6 (2) (c), C.R.S.
Capital Construction	500,000	500,000	GFE appropriations for strategic transportation projects pursuant to Section 24-77-103.6 (2) (d), C.R.S.
Total	\$2,282,223,600	\$2,489,427,594	

- Moneys that are exempt from statutory restrictions on annual increases in General Fund appropriations. Section 24-75-201.1, C.R.S. limits General Fund growth based on the growth in state personal income, but allows some General Fund appropriations to be excluded from the calculation.

General Fund Appropriations Exempt from Statutory Limits on Increases			
Department	FY 2014-15	FY 2015-16	Explanation
Health Care Policy and Financing	\$423,600	\$427,593	GFE appropriations for health related purposes pursuant to Section 24-22-117 (1) (c) (I) (B), C.R.S.
Revenue	16,091,790	23,500,000	These amounts are exempt from the statutory limit on General Fund appropriations imposed by Section 20 of Article X of the State Constitution and pursuant to Section 39-22-623 (1) (a) (II) (B), C.R.S., for the cigarette tax rebate, Section 39-31-102 (1), C.R.S., for the Old Age Heat & Fuel & Property Tax Assistance Grant, and Section 39-28.8-203 (1) (a) (V), C.R.S., for the Retail Marijuana Retail Sales Tax Distribution to Local Governments.
Treasury	\$118,400,000	\$126,000,000	General Fund reimbursements for the Senior Citizen and Disabled Veteran Property Tax Exemption are exempt from statutory appropriation limits pursuant to Section 24-75-201.1 (1) (a) (III) (A), C.R.S.
Total	\$134,915,390	\$149,927,593	

Appendix E – (I) Notations

The Long Bill and other legislation indicate when an amount is shown for informational purposes through an "(I)" notation. As defined in the Long Bill headnotes:

Where the letter "(I)" appears directly to the right of a [Long Bill amount], that amount is not an appropriation, nor does it limit the expenditure of such moneys. The amount is included for informational purposes only. It provides a record of funds anticipated to be expended and, in some instances, may indicate assumptions used relative to those funds in developing appropriated amounts.

Informational funds comprise 25.4 percent of the FY 2015-16 operating budget. Some of the largest sources of informational funds include the following:

General Fund: General Fund amounts annotated with the "(I)" include Senior Citizen and Disabled Veteran Property Tax Exemption amounts in the Department of the Treasury, Cigarette Tax Rebate, Old Age Heat and Fuel, Property Tax Assistance, and Retail Marijuana Sales Tax Distributions to Local Governments in the Department of Revenue, and payments for Volunteer Firefighter Retirement Plans in the Department of Local Affairs.

Cash Funds: Some of the largest cash fund amounts annotated with the "(I)" include tuition and fees in the Department of Higher Education, cash funds overseen by the State Transportation Commission in the Department of Transportation, Local Government Mineral and Energy Impact Grants and Disbursements in the Department of Local Affairs, and Old Age Pension allocations and the local share of various social services programs in the Department of Human Services.

Reappropriated Funds: The largest reappropriated funds amount annotated with the "(I)" is for workers compensation claims in the Department of Personnel.

Federal Funds: Most federal funds in the Long Bill are annotated with the "(I)". The exceptions are some funds in the Departments of Human Services and Public Health and Environment that are appropriated by the General Assembly pursuant to federal law and funds annotated with the "(M)" and "(H)" notations, primarily in the Department of Health Care Policy and Financing, for which adjustments in federal funds drive a reduction in state funds allocations.

The table below summarizes, by department, those Long Bill appropriations annotated with the "(I)" in the FY 2015-16 Long Bill.

Summary of FY 2015-16 Long Bill "(I)" Notes					
	General Fund	Cash Funds	Reappropriated Funds	Federal Funds	Total
Agriculture	\$0	\$1,949,860	\$0	\$4,170,657	\$6,120,517
Corrections	0	14,958,210	0	1,259,937	16,218,147
Education	0	3,897,434	12,784,739	650,649,929	667,332,102
Governor	0	21,241,584	0	6,492,609	27,734,193
Health Care Policy and Financing	0	41,266,388	0	238,978,383	280,244,771
Higher Education	0	2,108,693,826	0	22,494,551	2,131,188,377
Human Services	0	235,629,190	1,340,200	267,172,429	504,141,819
Judicial	0	41,146,332	309,390	4,425,000	45,880,722
Labor and Employment	0	8,175,002	0	100,821,204	108,996,206
Law	0	1,350,757	286,666	1,793,877	3,431,300
Legislature	0	0	0	0	0
Local Affairs	4,700,000	204,900,000	0	76,876,045	286,476,045
Military and Veterans Affairs	0	0	0	215,025,057	215,025,057
Natural Resources	0	24,766,328	0	29,141,800	53,908,128
Personnel	0	1,148,021	52,770,373	0	53,918,394
Public Health	0	0	0	273,087,267	273,087,267
Public Safety	0	10,016,631	4,094,855	59,499,919	73,611,405
Regulatory Agencies	0	2,000,542	0	1,486,010	3,486,552
Revenue	23,500,000	36,276,230	0	824,388	60,600,618
State	0	10,000	0	0	10,000
Transportation	0	813,112,894	16,916,192	573,062,075	1,403,091,161
Treasury	<u>126,000,000</u>	<u>331,856,286</u>	<u>0</u>	<u>0</u>	<u>457,856,286</u>
Total – Operating Budget	\$154,200,000	\$3,902,395,515	\$88,502,415	\$2,527,261,137	\$6,672,359,067
Capital Construction	0	4,935,458	0	15,436,269	20,371,727
Grand Total	\$154,200,000	\$3,907,330,973	\$88,502,415	\$2,542,697,406	\$6,692,730,794

