

GA2/100-11/1940-42

c.1

COLORADO STATE PUBLICATIONS LIBRARY



3 1799 00180 2743

STATE OF COLORADO

Thirty-third Biennial Report

of the

AUDITOR OF STATE

AND

STATE TREASURER

to the

GOVERNOR



For the Period

July 1, 1940 to June 30, 1942

THE COLORADO PUBLIC
EXPENDITURE COUNCIL
2165 SHERMAN, DENVER 5

THE BRADFORD-ROBINSON Ptg. Co., DENVER
DOCUMENTS DIVISION
AUG 2 1974
DENVER PUBLIC LIBRARY

STATE OF COLORADO

Thirty-third Biennial Report

of the

AUDITOR OF STATE

AND

STATE TREASURER


to the

GOVERNOR



For the Period

July 1, 1940 to June 30, 1942



DEPARTMENT OF AUDITING

Chas. M. Armstrong.....	Auditor of State
Harry P. Wilson.....	Deputy State Auditor
Maurice C. Breen.....	Chief Accountant
Louis H. Devine.....	Auditor-Examiner
Harry L. Eilmann.....	Deputy Chief Auditor
J. D. Gilligan.....	Auditor-Examiner
Anna MacLeod.....	Secretary
Pauline Rector.....	Stenographer-Examiner
J. M. Wood.....	Chief Auditor
Clementine Hollingsworth	Stenographer

STATE OFFICERS OF STATE OF COLORADO, 1876 TO 1942

Session	Governor	Secretary of State	Treasurer of State	Auditor of State	Attorney General	Superintendent of Public Instruction
First -----1876	John L. Routt	John Taffe	Frederick Z. Solomon	Levin C. Charles	A. J. Sampson	Horace M. Hale
Second -----1879	Frederick W. Pitkin	Norman H. Meldrum	Nathan S. Culver	Eugene K. Stimson	Charles W. Wright	Joseph C. Shattuck
Third -----1881	Frederick W. Pitkin	Norman H. Meldrum	William C. Sanders	Joseph A. Davis	Charles H. Toll	Leonidas S. Cornell
Fourth -----1883	James B. Grant	Melvin Edwards	Fred Walsen	J. C. Abbott	D. C. Urmey	Joseph C. Shattuck
Fifth -----1885	Benjamin H. Eaton	Melvin Edwards	Geo. R. Swallow	Hiram A. Spruance	Theodore H. Thomas	Joseph C. Shattuck
Sixth -----1887	Alva Adams	James Rice	Peter W. Breene	Darwin P. Kingsley	Alvin Marsh	Joseph C. Shattuck
Seventh -----1889	Job A. Cooper	James Rice	W. H. Brisbane	L. B. Schwanbeck	Samuel W. Jones	Fred Dick
Eighth -----1891	John L. Routt	Edwin J. Eaton	Jas. N. Carlile	John M. Henderson	Jos. H. Maupin	Nathan B. Coy
Ninth -----1893	Davis H. Waite	Nelson O. McClees	Albert Nance	F. M. Koodykoontz	Eugene Engley	John F. Murray
Tenth -----1895	Albert W. McIntire	Albert B. McGaffey	Harry E. Mulnix	Clifford C. Parks	Byron L. Carr	Angenette J. Peavey
Eleventh -----1897	Alva Adams	Charles H. S. Whipple	George W. Kephart	John W. Lowell	Byron L. Carr	Grace Epsy Patton
Twelfth -----1899	Charles S. Thomas	Elmer F. Beckwith	John H. Fesler	George W. Temple	Davis M. Campbell	Helen L. Grenfell
Thirteenth -----1901	James B. Orman	David A. Mills	James N. Chipley	Charles W. Crouter	Charles C. Post	Helen L. Grenfell
Fourteenth -----1903	James H. Peabody	James Cowie	Whitney Newton	John A. Holmberg	Nathan C. Miller	Helen L. Grenfell
Fifteenth -----1905	Jesse F. McDonald	James Cowie	John A. Holmberg	Alfred E. Bent	Nathan C. Miller	Katherine L. Craig
Sixteenth -----1907	Henry A. Buchtel	Timothy O'Connor	Alfred E. Bent	George D. Statler	William H. Dickson	Katherine L. Craig
Seventeenth -----1909	John F. Shafroth	James B. Pearce	William J. Galligan	Roady Kenehan	John T. Barnett	Katherine M. Cook
Eighteenth -----1911	John F. Shafroth	James B. Pearce	Roady Kenehan	Michael A. Leddy	Benjamin Griffith	Helen M. Wixson
Nineteenth -----1913	Elias M. Ammons	James B. Pearce	Michael A. Leddy	Roady Kenehan	Fred Farrar	Mary C. C. Bradford
Twentieth -----1915	George A. Carlson	John E. Ramer	Allison E. Stocker	Harry E. Mulnix	Fred Farrar	Mary C. C. Bradford
Twenty-first -----1917	Julius C. Gunter	James R. Noland	Robert H. Higgins	Charles H. Leckenby	Leslie E. Hubbard	Mary C. C. Bradford
Twenty-second -----1919	Oliver H. Shoup	James R. Noland	Harry E. Mulnix	Arthur M. Stong	Victor E. Keys	Mary C. C. Bradford
Twenty-third -----1921	Oliver H. Shoup	Carl S. Milliken	Arthur M. Stong	Harry E. Mulnix	Victor E. Keys	Katherine L. Craig
Twenty-fourth -----1923	William E. Sweet	Carl S. Milliken	Harry E. Mulnix	Arthur M. Stong	*Russell W. Fleming	Mary C. C. Bradford
Twenty-fifth -----1925	Clarence J. Morley	Carl S. Milliken	Wm. D. MacGinnis	Charles Davis	W. L. Boatright	Mary C. C. Bradford
Twenty-sixth -----1927	William H. Adams	Chas. M. Armstrong	†Harry E. Mulnix	Wm. D. MacGinnis	W. L. Boatright	Katherine L. Craig
Twenty-seventh -----1929	William H. Adams	Chas. M. Armstrong	Wm. D. MacGinnis	John M. Jackson	‡Robert E. Winbourn	Katherine L. Craig
Twenty-eighth -----1931	William H. Adams	Chas. M. Armstrong	John M. Jackson	Wm. D. MacGinnis	Clarence M. Ireland	Inez Johnson Lewis
Twenty-ninth -----1933	Ed C. Johnson	Chas. M. Armstrong	Homer F. Bedford	Benj. F. Stapleton	Paul P. Prosser	Inez Johnson Lewis
Thirtieth -----1935	{ Ed C. Johnson } { Ray Talbot }	{ James H. Carr } { George E. Saunders }	{ Chas. M. Armstrong }	Homer F. Bedford	¶Paul P. Prosser	Inez Johnson Lewis
Thirty-first -----1937	Teller Ammons	George E. Saunders	Homer F. Bedford	Thomas Annear	Byron G. Rogers	Inez Johnson Lewis
Thirty-second -----1939	Ralph L. Carr	George E. Saunders	Chas. M. Armstrong	Homer F. Bedford	Byron G. Rogers	Inez Johnson Lewis
Thirty-third -----1941	Ralph L. Carr	Walter F. Morrison	Homer F. Bedford	Chas. M. Armstrong	Gail L. Ireland	Inez Johnson Lewis


*Russell W. Fleming died December 25, 1923, and Gov. Sweet appointed Wayne C. Williams for unexpired term.

†Harry E. Mulnix died November 5, 1927, and Gov. Adams appointed Herbert C. Fairall for the unexpired term.

‡Robert E. Winbourn died August 7, 1930, and Gov. Adams appointed John S. Underwood for the unexpired term.

§James H. Carr resigned November 12, 1935, and Gov. Johnson appointed George E. Saunders for the unexpired term.

¶Paul P. Prosser died June 25, 1936, and Gov. Johnson appointed Byron G. Rogers for the unexpired term.



LETTER OF TRANSMITTAL

To His Excellency,
RALPH L. CARR,
Governor of the State of Colorado.

Dear Sir:

I have the pleasure to submit herewith the biennial report of the State Auditor's office.

Under the reorganization act, the bookkeeping functions formerly vested with the State Auditor were transferred to the State Treasurer on July 1, 1941. Therefore, many of these figures have been compiled by the State Auditor's office for the year ending June 30, 1941, and by the State Treasurer's office for the fiscal year July 1, 1941 to June 30, 1942.

Total appropriations from the general fund for the fiscal period July 1, 1940 to June 30, 1941 amounted to \$6,244,637.23, from which disbursements in the total amount of \$6,105,531.01 were made, leaving a balance as of June 30, 1941 of \$139,106.22. Of this balance, \$37,888.36 was carried forward to 1941-1942, making the actual amount which reverted to the general fund at the end of the year \$101,217.86. No certificates of indebtedness were authorized during this year so there was an actual saving of \$101,217.86.

County Auditing

During my term as State Auditor, it was found necessary to make investigations of the books of three counties, viz., Kit Carson, Moffat and Summit. Both Kit Carson and Moffat County finances were found to be in excellent shape. However, Summit County revealed one of the worst scandals ever to come to light in Colorado. As a direct result of the investigation by the State Auditor's office, the taxpayers of Summit County received from the bonding company the sum of \$35,168.78. It must be pointed out, however, that while this recovery was substantial, it represented only a fraction of the loss sustained by the taxpayers of Summit County. Had not the bonds of the county officials prior to January 1, 1933, been found null and void, the recovery in the county would have approximated \$150,000.00.

Annual auditing as provided for by the statutes would have prevented this and many other losses, had the State Auditor's office had sufficient man power and finances to make such audits.

Bonded Debt

The bonded indebtedness of the state on July 1, 1940, was \$2,908,200.00. The sum of \$369,000.00 was retired during the year covered by this report, leaving \$2,539,200.00 outstanding on June 30, 1941.

Highway Anticipation Warrants

A total of \$25,000,000.00 of State Highway Anticipation warrants was issued, of which the sum of \$3,860,000.00 has been retired, \$1,325,000.00

during the year July 1, 1940 to June 30, 1941, leaving outstanding on June 30, 1941 a balance of \$21,140,000.00.

Audits of State Departments

Although annual reports, purporting to be audits, have been made in the past, this type of report is far more dangerous than no audit at all. A report of this nature lulls suspicion and implies that the proper audit has been made when such is not the case. Audit reports are nothing more than statements of receipts and disbursements taken from the department's books.

Qualified personnel in sufficient number should be furnished the incoming Auditor so that no more statements shall be filed in lieu of bona fide audits. Accounting systems in many state departments are entirely antiquated and insufficient and do not lend themselves to proper audit.

The firm of Redeker and Stanley, certified public accountants, was called in by you to make an independent audit of the Department of Agriculture. From their report I quote:

"We made a general review of the accounting methods followed by the departments. In our opinion the State Hail Insurance Department is the only one that keeps adequate records. We do not consider the statements and reports of the State Treasurer in connection with these funds to be adequate. We found that there was no uniformity as to accounting records and methods followed by the several departments. No adequate check is maintained over the cash collections of field inspectors and they have been permitted to issue receipts that were not prenumbered. The unexpended balances in the cash funds at July 1, 1939, shown on the records of the Auditor of State could not be reconciled with the cash balances in the funds as shown on the records of the State Treasurer on that date. We were informed that these accounts have not been reconciled for several years."

The same holds true in many other departments and it seems most necessary that some provision be made so that the Auditor's office will be in a position to assist the various state departments in setting up adequate accounting or bookkeeping systems.

Inventories

For many years inventory statements have been filed with the State Auditor's office. With a few exceptions these inventories are made up through a physical check of the equipment, etc., on hand. Such a procedure would not reveal any items that might be missing. A simple perpetual inventory system incorporated into the books of each department could be audited with very little additional effort and the inventory statements could have some tangible meaning.

Conclusion

In conclusion I desire to express my sincere appreciation of the loyalty and support given me by the employees of the State Auditor's office.

Respectfully submitted,

CHAS. M. ARMSTRONG,
Auditor of State.

LETTER OF TRANSMITTAL

To His Excellency,
RALPH L. CARR,
Governor of the State of Colorado.

I have the honor to transmit to you the Report of the Department of the Treasury, in compliance with Chapter 2, Section 26, Paragraph 7, Session Laws of Colorado, 1941 (Administrative Code).

Included in this report is one fiscal year, July 1, 1940 to June 30, 1941, of the Auditor of State, when that office was the central accounting division of the State.

Since July 1, 1941, under the provisions of the Administrative Code of 1941 (Re-organization), the Department of the Treasury assumed the dual role of both an accounting and paying office.

An inadequate appropriation for office operations made necessary the omission from this report of certain statistical information which would be of inestimable value to your office.

The total receipts from all sources for the period covered by this report amounted to \$139,748,486.96; of this amount \$32,130,332.25 came from the U. S. Government. Disbursements and transfers for the same period were \$130,658,500.38.

Total appropriations from the General Revenue Fund for the period July 1, 1941 to June 30, 1943, amounted to \$12,837,351.67. In addition to these appropriations the following deficiencies have been created: Certificates of Indebtedness as follows: Tax Commission, \$7,440.00; Treasury Department, \$36,343.21; Defense Council, \$15,000.00; Bureau of Vital Statistics, \$10,000.00; General Assembly, \$2,583.32, a total of \$71,366.53.

The bonded indebtedness of the state on July 1, 1940, was \$2,908,200.00. The sum of \$753,000.00 was retired during the period covered by this report, leaving \$2,155,200.00 outstanding June 30, 1942.

State Highway Fund Revenue Anticipation Warrants outstanding July 1, 1940, amounted to \$22,465,000.00. The sum of \$2,685,000.00 was retired, leaving \$19,780,000.00 outstanding June 30, 1942. These warrants are special obligations against the State Highway Fund and do not constitute an indebtedness of the State of Colorado within the meaning of any constitutional provision or limitation. There has been created what is known as the Highway Anticipation Fund for the payment of these warrants and interest thereon.

The Administrative Code of 1941 constitutes the State Treasurer the accounting and paying officer of the state, and provides for the issuance of all state warrants by the State Treasurer. This procedure is contrary to approved public accounting practices. The Auditor of State should be given the duty of central accounting, issuing all warrants, and post-auditing, and made comptroller. The Division of Accounts and Control should be a part of the Auditor's office. The State Treasurer should be custodian of funds and paying office.

This report would be incomplete had I failed to express my keen appreciation of the cordiality and kindness always accorded me by your Excellency. It has been a constant source of satisfaction to feel that I enjoyed the respect and friendship of you and all other executive officials of the State, individually and collectively. I have always been happy to regard it as an essential part of my duties to furnish such officials, whenever requested, information regarding the fiscal affairs of the State.

To my fellow office workers, I express my sincere appreciation of their splendid loyalty and efficiency.

HOMER F. BEDFORD,
State Treasurer.

STATE VALUATION, MILL LEVY, TAX COLLECTIONS, MISCELLANEOUS COLLECTIONS AND BONDED INDEBTEDNESS

Year	State Valuation	Mill Levy	Tax Collections	Miscellaneous Collections	Total Collections	Bonded Indebtedness
1912	\$ 422,722,713.00	4 1/18	\$1,675,837.97	\$ 1,926,436.51	\$ 3,602,274.48	\$ 1,144,400.00
1913	1,306,690,407.00	1.30	1,745,260.85	2,651,900.82	4,397,161.67
1914	1,311,210,345.00	1.39	1,680,541.46	2,145,942.16	3,826,483.62	3,642,600.00
1915	1,249,199,210.00	2.10	1,950,490.48	2,242,290.14	4,192,780.62
1916	1,211,697,278.00	2.07	2,636,479.78	3,185,727.02	5,822,206.80	3,762,700.00
1917	1,305,286,409.00	3.12	2,509,037.89	4,130,531.37	6,639,569.26
1918	1,422,113,275.00	2.77	3,884,334.00	4,029,984.65	7,914,318.65	4,451,800.00
1919	1,495,213,659.00	3.47	4,056,688.42	5,347,863.48	9,404,551.90
1920	1,591,307,396.00	3.47	5,010,056.31	7,438,782.91	12,448,839.22	4,187,300.00
1921	1,578,256,499.00	4.35	5,228,231.48	9,605,775.62	14,834,007.10
1922	1,548,617,879.00	4.48	6,548,877.84	12,598,631.15	19,147,508.99	9,726,500.00
1923	1,543,260,286.00	3.93	6,862,715.62	10,274,578.48	17,137,294.10	11,016,500.00
1924	1,540,500,479.00	3.70	6,234,734.05	11,832,644.72	18,067,378.77	11,699,000.00
1925	1,540,619,537.00	3.70	5,785,599.05	11,963,179.49	17,748,778.54	11,812,100.00
1926	1,545,948,315.00	3.67	5,659,726.22	13,456,262.10	19,115,988.32	12,762,200.00
1927	1,565,290,666.00	3.84	5,609,249.55	12,228,366.65	17,837,616.20	11,793,700.00
1928	1,577,560,387.00	3.56	5,942,006.19	14,324,100.24	20,266,106.34	10,804,400.00
1929—Dec. 1, 1928, to June 30, 1929 }	1,586,839,013.00	3.66	3,120,470.81	9,047,369.88	12,167,840.69	9,887,900.00
1929—July 1, 1929, to June 30, 1930 }	5,893,164.69	16,850,641.19	22,743,805.88	9,008,100.00
1930	1,586,462,103.00	3.59	5,262,458.36	20,365,304.84	25,627,763.20	8,053,100.00
1931	1,438,460,195.00	3.49	4,951,341.13	19,208,099.94	24,159,441.07	7,346,100.00
1932	1,280,548,980.00	3.49	4,171,976.17	16,575,352.26	20,747,328.43	5,672,200.00
1933	1,101,528,398.00	3.40	3,826,623.70	21,169,508.10	24,996,131.80	5,271,200.00
1934	1,102,684,095.00	3.40	4,005,298.88	30,262,124.14	34,267,423.02	4,794,200.00
1935	1,089,616,340.00	3.00	3,884,189.21	42,509,162.17	46,393,351.38	4,416,200.00
1936	1,103,563,605.00	3.00	3,511,185.74	56,332,518.34	59,843,704.08	4,039,200.00
1937	1,110,842,436.00	4.50	4,210,524.50	55,340,490.22	59,551,014.72	3,666,700.00
1938	1,102,040,815.00	4.50	5,118,620.91	54,493,519.57	59,612,140.48	3,382,700.00
1939	1,114,004,360.00	4.40	5,122,288.20	64,793,447.33	*69,915,735.53	†2,908,200.00
1940	1,113,006,943.00	4.35	5,027,863.21	63,317,132.03	68,344,995.24	2,539,200.00
1941	1,127,178,051.00	4.25	5,505,375.43	66,010,338.18	71,515,713.61	2,155,200.00

*Inter-departmental adjustments *—29,457.57

†Bonded Indebtedness as of June 30, 1940.

INDEX

	ACCOUNT NUMBERS 1940-1941		ACCOUNT NUMBERS 1941-1942	
	Cash	Revenue	Cash	Revenue
A				
Abstracters' License.....	2707		2607	
Adams State Teachers College.....		11104		1928
Adams State Teachers College Cash.....	21137		2989	
Adams State Teachers College Tax.....	21138		2991	
Adams State Teachers College Building.....	3009		3009	
Ad Valorem Liquor Tax.....	21059		2327	
Advertising Campaign.....			2332	
Agricultural College.....		11100		1921
Agricultural College Annuity Income.....	21106		2975	
Agricultural College Annuity Permanent.....	21107		2974	
Agricultural College Cash.....	21108		2976	
Agricultural College Experiment Station.....	21109	11113	2977	
Agricultural College Land Income.....	2133		2135	1922
Agricultural College Land Income Deficiency.....		11103.1		
Agricultural College Land Permanent.....	2134		2134	
Agricultural College Pure Seed Laboratory.....		11103		1925
Agricultural College Seed Certification.....		11102		1924
Agricultural College Smith Lever and Extension.....		11101		1923
Agricultural College Tax.....	21105		2973	
Agricultural College Building.....	3013		3013	
Annotated Statutes Reimbursement.....	21009		2725	
American Legion Convention.....		11007		
Assessors.....		1302.1		
Auto Title.....	2744		2322	
B				
Barber and Cosmetologist Inspection Division.....			2227	
Bank Commissioner.....		1508		1182
Beecher Island Monument.....		11008		
Bedding Act.....			2226	
Blind Commission Special.....			2205	
Board of Land Commissioners.....		1107		1112
Board of Law Examiners.....		1916		1803
Bond and Coupon Account.....	21058			
Boys' Industrial School.....	2195	1141	2201	1141
Boys' Industrial School Special Building.....	2196		2202	
Boys' Industrial School Building.....	3018		3018	
Brand Inspection.....	2219		2151	
Building and Loan Department.....		1509		1184
Bureau of Child and Animal Protection.....		1145		
Bureau of Home and School Service.....		1604		1604
Bureau of Information and Publicity.....		11009.1		1905
Bureau of Mines.....		1110		1116
Bureau of Mines Employees' Relief.....		1110.1		
Bureau of Mines Relief Inspectors.....		1110.2		
Bureau of Mines W.P.A. Co-operation.....		1111		
Bureau of Plant and Insect Control.....		1117		1127
Bureau of Plant and Insect Control Inspection Fees.....	2148		2161	
C				
Capitol Building.....	2101	1106	2106	1106
Capitol Building Annex Tax.....	2101.1			
Capitol Building Shop and Power Plant.....	2102			
Capitol Building Special.....		1103		
Capitol Building Telephone.....		1104		1107
Capitol Annex Building.....	3002		3002	
Casual Deficiency Certificates.....	21010		2726	
Central Mailing and Multigraph.....		1805		
Central Mailing.....				1104
Central Multigraph.....				1105
Certificates of Indebtedness.....		11014		
Civil Service Commission.....	2216	1173	2237	1191
Collection Agency.....	2702		2602	
Colorado General Hospital.....		11106		1931
Colorado General Hospital Boilers.....		11106.1		
Colorado General Hospital Building.....	3010		3010	
Colorado Psychopathic Hospital.....		11108		1933
Colorado Psychopathic Hospital Building.....	3011		3011	
Colorado General and Psychopathic Hospitals Improvement.....		11108.1		
Colorado Tax Commission.....		1302		1301
Confederate Veterans' Reunion.....		11010		
Control of Animal Tuberculosis.....		1178		1122

	ACCOUNT NUMBERS 1940-1941		ACCOUNT NUMBERS 1941-1942	
	Cash	Revenue	Cash	Revenue
D				
Dairy Commissioner.....		1120		1131
Defense Insurrection Bonds—1909.....	21020		2732	
Defense Insurrection Bonds—1914.....	21021		2733	
Department of Agriculture Marketing Agreement.....	2150		2173	
Department of Revenue Administration.....			2301	
Department of Revenue Suspense.....			2759	
Dependent Children's Home.....	2183	1137	2193	1137
Dependent Children's Home Building....	3017		3017	
Depository Bond Premium.....		1305		1125
Director of Agriculture.....		1115		
Director of Agriculture Inspection Fee..	2169		2172	
Director of Markets.....		1116		1126
District Court.....		1902		1802
Disabled Veterans' Convention.....				1903
Division of Accounts and Control.....		1403		1202
Division of Audits.....		1401		1401
Division of Budgets.....		1802		1102
Division of Legal Affairs.....		1501		1501
Division of Public Buildings.....				1106
Division of Public Buildings Telephone Service.....				1107
Division of Securities.....		1503		1503
Division of Water Resources.....		1172		1172
E				
Egg Inspection.....	2153			
Emergency.....		11001		
Escheats.....	21024		2736	
Exchange Fund, Funding Bonds of 1910..	21023		2735	
Excise Tax Commissioner.....	2312		2312	
Executive Council.....		1801		
F				
Farm Loan Interest.....	2119		2117	
Federal Power Act.....	21025		2737	
Federal Public Employment Offices.....	2206		2213	
Federal-State Turkey Inspection.....	2152		2164	
Federal Vocational Education George- Deen.....	2617.1		2517	
Federal Vocational Education Rehabilita- tion.....	2614		2514	
Federal Vocational Education Rehabilita- tion Cash.....	2615			
Federal Vocational Education Smith- Hughes.....	2616		2516	
Federal Vocational Education Defense Workers.....			2518	
Feed Control.....	2156		2167	
Fire Loss.....	21011			
Fire Loss Income.....	21012			
Firemen's Pension.....	21016		2727	
Fishing Easement.....	2145		2147	
Foreign and Domestic Corporation Tax..	2701		2601	1702
Forest Reserve.....	2137		2140	
Forestry Board.....		1108		1113
Fort Lewis School.....		11111		1927
Fort Lewis School Cash.....	21113		2978	
Fort Lewis School Endowment.....	21114		2136	
Fort Lewis School Endowment Income..	21115		2137	
Fort Lewis School Tax.....	21116		2979	
Fort Lewis School Building.....	3001		3001	
Fraudulent Practices.....	2501		2403	
Fruit and Vegetable Inspection.....	2149		2162	
G				
Game Cash.....	2146		2146	
Game Cash Fur Account.....			2145	
Game Cash Pittman-Robertson.....			2146	
Game Bird Farm.....	2147			
General Election Deficiency.....		11018		
General Fund Land Permanent.....	2125		2124	
General Fund Land Income.....	2125.1		2125	
General Revenue—1932.....	21029			
General Revenue—1933.....	21030			
General Revenue—1934.....	21031			
General Revenue—1935.....	21032			
General Revenue—1936.....	21033			
General Revenue—1937.....	21034			
General Revenue—1938.....	21034.1			
General Revenue—1939.....	21034.2			
Geological Survey.....		1112		1117

	ACCOUNT NUMBERS 1940-1941		ACCOUNT NUMBERS 1941-1942	
	Cash	Revenue	Cash	Revenue
Gifts and Legacies	21019		2731	
Gift Tax	2522		2402	
Girls' Industrial School	2198	1142	2203	1142
Girls' Industrial School Government Grant	2199		2204	
Girls' Industrial School Building	3019		3019	
Golden Gate Exposition	21057			
Governor		1101		1101
Grain Storage	2150.1		2163	
Grand Army of the Republic		11004		
Grasshopper Control	2104.1			
Grazing Act	21018		2729	
H				
Hail Insurance	2159		2168	
Hail Insurance Income	2160			
I				
Income Tax	2308	1306	2307	
Income Tax Expense	2309			
Income Tax Non-Resident License			2333	
Income Tax Refunds	2310		2308	
Income Tax Reserve for General County Schools	2311		2309	
Income Tax Reserve for General State Fund	2311.1		2311	
Industrial Commission		1151		1151
Industrial Commission Safety and Acci- dent Prevention			2218	
Industrial Workshop for the Blind	2201		2191	
Industrial Workshop for the Blind De- ficiency		1143.1		
Industrial Workshop for the Blind P.W. A. 1263	2202		2192	
Industrial Workshop for the Blind Special Building	2203			
Industrial Workshop for the Blind Build- ing	3020		3020	
Inheritance Tax	2521	1510	2401	1510
Insurance	2512		2236	1183
Improvement Tax on State Property	21035		2738	1904
Interest on Delinquent Taxes	21034		2745	
Interest on Deposits	21044		2746	
Interest on Funding Bonds—1910	21036		2739	
Interest on Highway Bonds—1921	21038		2742	
Interest on Highway Refunding Bonds— 1935	21040		2744	
Interest on Insurrection Bonds—1914	21037		2741	
Interest on Insurrection Refunding Bonds—1935	21039		2743	
Internal Improvement Income	2121		2119	
Internal Improvement Permanent	2122		2118	
Interstate Co-operative Commission		1511		1907
Interstate Crime Prevention Compact		1502		1502
L				
Land Commissioners' Cash	2115		2115	
Legislative		1001		
Legislative Supply and Expense		1001.1		
Legislative Printing		1001.2		
Legislative Indexing and Compiling		1001.3		
Legislative Printing House and Senate Journals		1001.4		
Legislative Inaugural and Opening Ses- sion		1001.5		
Legislative Special Session		1002		
Legislative Special Session Supply and Expense		1002.1		
Legislative Special Session Printing		1002.2		
Legislative Special Session Indexing and Compiling		1002.3		
Legislative Special Session Printing House and Senate Journals		1002.4		
Legislative Special Session Opening Ses- sion		1002.5		
Legislative Special Session Legal Coun- sel		1002.6		
Legislative Reference Bureau		1505		1505
Liquor License	2728		2314	
Liquor Permit and License Expense	2729		2628	
Livestock Water Tank			2229	

	ACCOUNT NUMBERS 1940-1941		ACCOUNT NUMBERS 1941-1942	
	Cash	Revenue	Cash	Revenue
M				
Mental Defectives Home, Grand Junction	2191	1139	2196	1139
Mental Defectives Home, Grand Junction Boiler		1139.1		
Mental Defectives Home, Grand Junction P.W.A. 1218F.....	2192		2197	
Mental Defectives Home, Grand Junction Building	3015		3015	
Mental Defectives Home, Ridge.....	2188	1140	2198	1140
Mental Defectives Home, Ridge Land- scaping		1140.1		
Mental Defectives Home, Ridge New Well		11015		
Mental Defectives Home, Ridge Special Building	2189		2199	
Mental Defectives Home, Ridge Building	3016		3016	
Metal Mining.....	2139		2148	
Military	2104		2104	
Military Special.....	2104.1			
	2105			
Military Building.....	3003		3003	
Mineral Land Expense.....	2117		2116	
Mineral Land Survey.....	2118			
Mineral Resources Board.....		1113		1118
Motor Fuel Tax.....	2314		2313	
Motor Vehicle Cafeteria Court.....	2751		2325	
Motor Vehicle Emergency.....	2733		2319	
Motor Vehicle Expense.....	2734		2321	
Motor Vehicle License—1932.....	2735			
Motor Vehicle License—1937.....	2739			
Motor Vehicle License—1938.....	2740		2328	
Motor Vehicle License—1939.....	2740.1		2329	
Motor Vehicle License—1940.....	2736		2330	
Motor Vehicle License—1941.....			2315	
Motor Vehicle License—1942.....			2316	
Motor Vehicle Penalty Assessments.....	2749		2324	
Motor Vehicle Ownership Tax "A" (Tax Commission)	2315	1303	2317	
Motor Vehicle Ownership Tax "B" (Count- ies)	2741		2318	
Mute and Blind.....	21141		2992	
Mute and Blind Library.....	21142		2993	
Mute and Blind Special.....			2994	
Mute and Blind Special Building.....			2995	
Mute and Blind Building.....			3023	
Mutual Associations.....	2517		2241	1185
N				
National Defense Bonds—1917.....	21022		2734	
National Guard Deficiency.....		11019		1109
National Guard Hangar.....				
O				
Oleomargarine Tax.....	2163		2169	
Operators' and Chauffeurs' License.....	2748		2323	
Ore Buyers' License.....		1704		
Old Age Pensions.....	2236		2181	
P				
Partition in Realty.....	21051		2753	
Penitentiary		1131		1911
Penitentiary Boilers.....		1132		
Penitentiary Building.....	3008		3008	
Penitentiary Canning Plant.....	2172		2861	
Penitentiary Convict Labor.....	2173		2862	
Penitentiary Industrial.....	2174		2863	
Penitentiary Land Income.....	2123		2122	
Penitentiary Land Permanent.....	2124		2121	
Penitentiary Land Purchase.....	2131.1		2123	
Penitentiary Ranch No. 5.....	2175			
Platting Veterans' Graves.....		11017		
Police-men's Pension.....	21017		2728	
Poultry Inspection	2154			
Poultry and Egg Inspection.....	2153		2165	
Predatory Animal.....	2223	1177	2154	1121
Private Theatrical Employment Agency.	2209		2217	
Produce Dealers.....	2155		2166	
Public Building Income.....	2126		2127	
Public Building Permanent.....	2127		2126	
Public Examiner.....		1402		
Public Health Administration.....		1160		1161
Public Health Crippled Children.....	2213.3	1168	2224	1168
Public Health Maternal and Child Health	2213.2	1167	2223	1167
Public Health Service.....	2213.1	1166	2222	1166

	ACCOUNT NUMBERS 1940-1941		ACCOUNT NUMBERS 1941-1942	
	Cash	Revenue	Cash	Revenue
Public Health Venereal Disease Control.	2214	1169	2225	1169
Public School Course of Study.....	2601		2501	
Public School Income.....	2128		2129	
Public School Income Reserve for Re- volving Fund.....	2128.1		2130	
Public School Permanent.....	2129		2128	
Public Utilities Commission.....		1504		1181
Public Utilities Commission H. B. 173...	2506		2231	
Public Utilities Commission H. B. 430...	2508		2233	
Public Utilities Commission S. B. 296...	2507		2232	
Public Utilities Commission Special....	2509		2234	
Public Utilities Commission Suspense...	2511		2235	
Purchasing Agent.....		1804		1103
R				
Real Estate License.....	2726		2626	
Redemption of Certificates of Indebted- ness, Grasshopper Control.....		11014		
Redemption of Certificates of Indebted- ness, Ridge Mental Defectives New Well		11015		
Redemption of Certificates of Indebted- ness, School of Mines Laboratory...		11016		
Reformatory	2178	1133	2864	1912
Reformatory Building.....	3006		3006	
Reformatory Fire Loss.....	2179			
Reformatory Land Purchase.....		1134		
Relief of Mary C. C. Bradford.....		11006		
Relief of John Gilbert.....		11009.2		
Relief of William Thurston.....		11009		
Rodent Pest Control.....	2224	1179	2155	1123
S				
Sales Tax.....	2302		2303	
Sales Tax Token Redemption.....	2304		2304	
Sales and Service Tax Expense.....	2303		2326	
Saline Land Income.....	2130		2132	
Saline Land Permanent.....	2131		2131	
Scalp Bounty.....	21052		2754	
School Fund Reimbursement.....	2132		2133	
School of Mines.....		11110		1935
School of Mines Cash.....	21118		2981	
School of Mines Experiment Station...	21120		2983	
School of Mines Government Grant 1177D	21124		2985	
School of Mines Laboratory.....		11016		
School of Mines Mineral Leasing Act....	21122		2984	
School of Mines Tax.....	21119		2982	
School of Mines Building.....	3021		3021	
Secretary of State.....		1701		1701
Securities Refund.....	2502			
Service Tax.....	2306		2306	
Sinking Fund, Funding Bonds of 1910...	21041		2747	
Sinking Fund, Highway Bonds of 1921...	21046		2749	
Sinking Fund, Highway Refunding Bonds of 1935.....	21047		2751	
Sinking Fund, Insurrection Bonds of 1914	21045		2748	
Sinking Fund, Insurrection Refunding Bonds of 1935.....	21048		2752	
Soldiers' and Sailors' Home.....	2185	1138	2195	1138
Spanish War Veterans.....		11003		
State Board of Accountancy.....	2727		2604	
State Board of Architect Examiners....	2708		2608	
State Board of Barber Examiners.....	2709		2609	
State Board of Basic Science Examiners.	21004		2605	
State Board of Chiropractic Examiners..	2710		2603	
State Board of Cleaners and Dyers.....			2627	
State Board of Cosmetology.....	2711		2611	
State Board of Dental Examiners.....	2712		2612	
State Board of Funeral Directors and Embalming Examiners.....	2713		2613	
State Board of Engineer Examiners....	2714		2614	
State Board of Medical Examiners.....	2715		2615	
State Board of Medical Registration...	2716		2616	
State Board of Nurse Examiners.....	2717		2617	
State Board of Optometric Examiners...	2718		2618	
State Board of Pharmacy.....	2719		2619	
State Board of Shorthand Reporters....	2720		2621	
State Board of Industries for the Blind..			2622	1134
State Board of Veterinary Examiners...				
State Board for Vocational Education...		1606		

	ACCOUNT NUMBERS		ACCOUNT NUMBERS	
	1940-1941		1941-1942	
	Cash	Revenue	Cash	Revenue
State Board for Vocational Education George-Deen		1608		
State Vocational Education Cash.....	2612		2512	
State Vocational Education Rehabilitation Cash		1607		
State Vocational Education Rehabilitation Cash			2515	
State Boxing Commission.....	2725		2625	
State Coal Mine Inspection.....	2231		2239	
State Compensation Insurance.....	2204		2211	
State Compensation Insurance Interest..	2205		2212	
State College of Education.....				1936
State College of Education Cash.....	21127		2987	
State College of Education Tax.....	21126		2986	
State College of Education Building.....	3014		3014	
State College of Education Building Maintenance			3024	
State Commission for the Blind.....		1143		1134
State Employment Offices.....		1156		1152
State Employees' Retirement.....	21055	11002	2756	1902
State Employees' Retirement Income.....	21056		2757	
State Fair Tax.....	2166		2171	
State Fair Building.....	3007		3007	
State Fair Indebtedness.....	3022	11010	3022	
State Forester.....				1113
State Highway.....	2107		2107	
State Highway Anticipation.....	2108		2108	
State Highway P.W.A. 804-D.....	2109		2112	
State Highway P.W.A. 1220.....	2112			
State Highway P.W.A. 1288.....	2113			
State Highway Special.....	2110		2109	
State Highway Supplementary.....	2111		2111	
State Historical Society.....	2609	1602	2509	1602
State Horticulturist.....		1119		1129
State Hospital.....		1135		1913
State Hospital Building.....	3012		3012	
State Hospital Flood Control.....				1915
State Hospital Furnishings.....		1136		
State Hospital Government Grant 1249..	2181		2866	
State Hospital Government Grant 1314F..	2182		2866	
State Hospital Laundry Equipment.....		1136.1		
State Hospital Purchase of Water Rights		1914		1914
State Hospital Tax.....	2180		2865	
State Library.....		1603		1603
State and National Defense.....				1108
State Oil Inspection.....	2314.2		2238	
State Planning Commission.....	2228	1184	2114	1111
State Planning Commission Rural Zoning			2141	
State Public Employment Offices.....				1152
State Public Welfare.....	2237	1190	2182	
State Public Welfare Administrative.....	2238		2183	
State Public Welfare Aid to the Blind...	2240		2185	
State Public Welfare Aid to Dependent Children	2241		2186	
State Public Welfare Child Welfare Serv- ices, State.....	2242		2187	
State Public Welfare Child Welfare Serv- ices, Federal.....	2242.1		2188	
State Public Welfare Emergency and Contingent	2239		2184	
State Public Welfare Emergency and Contingent Special.....	2244			
State Public Welfare Emergency Relief Special	2235		2190	
State Public Welfare Old Age Pensions..	2236		2181	
State Public Welfare Special State Re- lief Account.....				1135
State Public Welfare Tuberculosis Amendment	2242.2	1190.1	2189	1136
State Restaurant.....	2212		2221	
State Vocational Education Cash.....	2612		2512	
State Vocational Education Rehabilitation Cash.....			2515	
State Vocational Education Rehabilitation Cash		1607		
Stock Inspection.....	2220		2152	
Stock Inspection Sales Ring License....	2225		2153	
Stock Show Premium.....		11114		1926
Store License.....	2301		2302	
Superintendent of Public Instruction...		1601		1601
Superintendent of Public Instruction Certification	2605		2505	
Supervisor of Examining Boards.....	2706		2606	
Supervisor of Registrations.....				

REPORT OF STATE AUDITOR AND STATE TREASURER

	ACCOUNT NUMBERS 1940-1941		ACCOUNT NUMBERS 1941-1942	
	Cash	Revenue	Cash	Revenue
Supreme Court.....		1901		1801
Supreme Court Library.....	2901		2701	
Supreme Court Pension.....		1917		
Surplus	21007		2723	
Suspense	21008		2724	
T				
Tax Apportionment Clearing Account...			2722	
Treasurer		1301		1201
Treasurer's License Inspection.....		1301.1		1203
U				
Unemployment Compensation Adminis- tration	2207		2214	
Unemployment Compensation Clearing..	2208		2215	
Unemployment Compensation Benefit...	2208.1		2216	
U. S. Mineral Leasing Act.....	21053		2755	
Uniform State Laws Commission.....				1906
University of Colorado.....	21101	11105	2971	1929
University of Colorado Building.....	3004		3004	
University Land Income.....	2135		2139	
University Land Permanent.....	2136		2138	
University Medical and Nurses' Training School	21102	11107	2972	1932
Use Tax.....	2305		2305	
Use Tax Expense.....	2305.1			
V				
Veterans of Foreign Wars.....		11005		
W				
Warrant Interest.....	21054			
Water Conservation.....		1191		1114
Western State College	21131	11109	2988	1934
Western State College Building.....	3005		3005	
Workmen's Compensation Premium.....		1157		1153

MILL LEVY AND VALUATION AS FIXED BY THE STATE BOARD OF EQUALIZATION FOR THE YEARS 1940 AND 1941

Year	Valuation	Mill Levy	Revenue
1940	\$1,113,006,940.00	4.35000	\$4,841,580.19
1941	1,127,178,051.00	4.25000	4,790,506.72

	1940		1941	
	Mill Levy	Revenue	Mill Levy	Revenue
For state purposes (General Revenue)	0.33232	\$ 369,874.47	0.33782	\$ 437,142.18
State University	0.51989	578,641.18	0.51989	586,008.60
University Medical & Nurses' Training School	0.10000	111,300.69	0.10000	112,717.81
State College of Agriculture and Mechanic Arts	0.26042	289,849.26	0.26042	293,539.71
Colorado Agricultural Experiment Station	0.07171	79,813.73	0.07171	80,829.94
Fort Lewis School	0.04919	54,748.81	0.04919	55,445.89
School of Mines	0.15918	177,168.44	0.15918	179,424.20
School of Mines Experiment Station	0.01616	17,986.19	0.01616	18,215.20
State College of Education	0.26042	289,849.26	0.26042	293,539.71
Western State College (Gunnison Normal School)	0.10044	111,790.42	0.10044	113,213.76
Adams State Teachers College	0.05000	55,650.35	0.05000	56,358.90
Mute and Blind School	0.14022	156,065.83	0.14022	158,052.91
Colorado State Hospital	0.26822	298,530.72	0.26822	302,331.70
Stock Inspection	0.03333	37,096.52	0.03333	37,568.84
Capitol Building	0.10000	111,300.69		
State Fair Tax	0.03000	33,390.22	0.03000	33,815.34
State Military	0.07000	77,910.48	0.07000	78,902.46
Adams State Teachers College (Building)	0.03200	35,616.22	0.03200	36,069.70
Colorado General Hospital (Building)	0.02520	28,047.77	0.02520	28,404.89
Colorado Psychopathic Hospital (Building)	0.01500	16,695.10	0.01500	16,907.67
Colorado State Fair Commission (Building)	0.03000	33,390.22	0.03000	33,815.34
Colorado State Hospital (Building)	0.30792	342,717.10	0.30792	347,080.67
State Capitol Annex (Building)	0.15000	166,951.04	0.15000	169,076.71
Fort Lewis School (Building)	0.01600	17,808.11	0.01600	18,034.85
State College of Agriculture and Mechanic Arts (Building)	0.06400	71,232.44	0.06400	72,139.40
State College of Education (Building)	0.06400	71,232.44	0.06400	72,139.40
Grand Junction Mental Defectives Home (Building)	0.02580	28,715.58	0.02580	29,081.19
State Home for Mental Defectives (Ridge) (Building)	0.02580	28,715.58	0.02580	29,081.19
State Home for Dependent and Neglected Children (Building)	0.00696	7,746.53	0.02424	27,322.80
State Industrial School for Boys (Building)	0.01728	19,232.76		
State Industrial School for Girls (Building)	0.00720	8,013.65	0.00720	8,115.68
State Military Fund (Building)	0.00672	7,479.42	0.00672	7,574.64
State Penitentiary (Building)	0.12432	138,369.02	0.12432	140,130.78
State Reformatory (Building)	0.03000	33,390.22	0.03000	33,815.34
University of Colorado (Building)	0.12800	142,464.89	0.12800	144,278.79
Western State College (Building)	0.03200	35,616.22	0.03200	36,069.70
Workshop for the Blind (Building)	0.00780	8,681.45	0.00780	8,791.99
School of Mines (Building)	0.06400	71,232.44	0.06400	72,139.40
Police Pensions	0.20000	222,601.38	0.20000	225,435.60
Sinking Fund—Funding Bonds of 1910	0.05000	55,650.35	0.04500	50,723.01
Interest on Funding Bonds of 1910	0.02500	27,825.17	0.02000	22,543.56
Sinking Fund—Insurrection Refunding Bonds, Act of 1935	0.06850	76,240.97	0.06500	73,266.57
Interest on Insurrection Refunding Bonds, Act of 1935	0.00300	3,339.02		
Sinking Fund — Highway Refunding Bonds, Act of 1935	0.23200	258,217.62	0.22000	247,979.17
Interest on Highway Refunding Bonds, Act of 1935	0.03000	33,390.22	0.00300	3,381.53
Total	4.35000	\$4,841,580.19	4.25000	\$4,790,506.72

ESTIMATED REVENUE APPLICABLE TO THE GENERAL FUND
July 1, 1943 to June 30, 1945

Abstracters License.....	\$ 200.00
Accountancy License.....	470.00
Alcohol License.....	1,500.00
Architect License.....	223.00
Attorney General Salary.....	75,000.00
Bank Commissioner Fees.....	82,000.00
Barber Examiners.....	5,200.00
Basic Science Examiners.....	700.00
Boiler Inspection.....	24,000.00
Building and Loan.....	12,000.00
Civil Service.....	1,000.00
Capitol Building Tax.....	1,100.00
Capitol Building Rents and Service.....	205,373.36
Chiropractic Examiners.....	600.00
Collection Agency.....	360.00
Cosmetology Examiners.....	4,400.00
Dairy Commissioner.....	14,000.00
Dental Examiners.....	500.00
Detective License.....	800.00
Director of Agriculture—Inspection Fees.....	2,200.00
Engineers Fees.....	3,450.00
Engineers and Land Surveyors.....	2,100.00
Federal Funds.....	1,000.00
Foreign and Domestic Corporation Tax.....	206,000.00
Funeral Directors and Embalmers.....	770.00
Game and Fish License Fees.....	2,292.40
Gift Tax.....	100,000.00
Income Tax.....	4,000,000.00
Inheritance Tax.....	1,500,000.00
Insurance.....	1,585,800.00
Land Commissioners' Cash.....	7,000.00
Medical License and Registration.....	2,450.00
Motor Vehicle Ownership Tax B.....	12,000.00
Nurse Examiners.....	2,350.00
Oleomargarine Tax.....	855.00
Optometric Examiners.....	300.00
Ore Buyers.....	1,000.00
Produce Dealers.....	5,700.00
Pharmacy Examiners.....	3,020.00
Plumbing Inspection.....	10,000.00
Poultry and Egg Inspection.....	1,000.00
Private Employment Agencies.....	1,550.00
Private Theatrical Employment Agencies.....	340.00
Public Health Fees.....	40,000.00
Public Utilities Commission.....	16,000.00
Real Estate License.....	1,948.14
Refunds and Miscellaneous.....	400.00
Restaurant Inspection.....	4,840.00
Sales, Use and Liquor Surplus.....	1,000,000.00
Secretary of State Fees.....	101,000.00
Securities Division Fees.....	6,000.00
Service Tax.....	2,500,000.00
Shorthand Reporters.....	100.00
Stallion License.....	200.00
Store License.....	280,000.00
Surplus.....	1,933,356.05
Tax Levy 1943.....	281,000.00
Tax Levy 1944.....	165,000.00
Teachers' Certification Fees.....	1,747.50
Treasurer's Fees.....	300.00
Total.....	\$14,222,555.45

RECAPITULATION OF CASH FUNDS

CASH AND GENERAL REVENUE

July 1, 1940 to June 30, 1942

Cash Balance July 1, 1940.			\$ 28,040,999.43	
Investments				\$ 17,139,565.80
Receipts:	1940-41	1941-42		
Cash Funds.....	\$65,680,414.43	\$69,053,392.96		
General Revenue:				
1934	1,807.31			
1935	1,208.33			
1936	2,499.85			
1937	5,107.38			
1938	6,519.06			
1939	161,531.52			
1940	410,704.75			
1941		139,235.04		
Capitol Building Fund.	201,070.71			
Total Receipts.....	\$66,470,863.34	\$69,192,628.00	\$135,663,491.34	
Total Receipts and Balance				\$163,704,490.77
Investments Purchased....	1,751,713.09	3,387,873.11		5,139,586.20
Total Investments....				\$ 22,279,152.00
Disbursements:				
Cash Warrants Issued.	\$58,706,865.90	\$59,478,577.12		
General Revenue Warrants Paid:				
1937	161.82			
1938	15,039.72			
1939	487,642.74	4.00		
1940	5,837,495.48	240,335.98		
1941		6,017,955.05		
Capitol Building Fund.	169,947.09	4,826.41		
Total Disbursements..	\$65,217,152.75	\$65,741,698.56	131,009,606.87	
Investments Sold.....	1,874,151.15	2,224,930.02		4,099,081.17
Adjustment of Receipts	50,755.56*			
Balance June 30, 1942.....			32,694,883.90	
Investments				18,180,070.83
Outstanding Cash Warrants			1,405,739.13	
State Treasurer's Cash....			\$ 34,100,623.03	
*Public School Income Reserve for Revolving Fund.....			\$	50,000.00
Coal Mine Inspection.....				755.56
			\$	50,755.56

STATE GOVERNMENT RECEIPTS

July 1, 1940 to June 30, 1942

STATE TAX REVENUE RECEIPTS

	1940-1941	1941-1942
General Property Tax.....	\$ 4,927,809.44	\$ 5,205,161.80
Motor Vehicle Ownership Tax A—Counties.....	171,958.46	169,184.52
Motor Vehicle Ownership Tax B—Tax Commission.....	65,477.60	64,531.47
Motor Fuel Tax.....	9,853,887.21	9,911,428.53
Sales Tax.....	7,777,801.95	8,503,135.81
Service Tax.....	1,237,316.16	1,368,479.81
Use Tax.....	446,998.47	411,889.36
Inheritance Tax.....	909,822.15	821,052.42
Gift Tax.....	129,244.57	279,911.44
Income Tax.....	3,559,239.19	4,324,240.05
Foreign and Domestic Corporations Tax.....	104,654.84	103,584.51
Metal Mining Tax.....	13,657.45	47,633.25
Predatory Animal Tax.....	27,565.11	35,225.07
Liquor Tax and License.....	2,479,085.88	2,740,204.50
Coal Mine Inspection.....	40,117.03	40,237.13
Public Utilities Commission.....	854,928.55	948,237.63
Motor Vehicle Licenses.....	2,440,767.19	2,449,636.28
Ad Valorem Liquor Tax.....	3,306.14	5,208.36
85% City and County Liquor License and Tax.....	706,860.42	400,139.94
	<u>\$35,750,497.81</u>	<u>\$37,829,121.88</u>

MISCELLANEOUS RECEIPTS

Hail Insurance.....	\$ 43,808.48	\$ 44,475.39
Store License.....	162,394.50	145,952.85
Insurance.....	1,157,777.21	942,398.36
Auto Title.....	53,943.11	45,553.05
Operators' and Chauffeurs'.....	91,585.00	108,342.50
Penal and Eleemosynary.....	337,773.04	444,559.01
Oleomargarine Tax.....	525.00	800.00
State Compensation Insurance.....	1,420,772.93	1,632,294.12
State Compensation Insurance Interest.....	156,097.13	182,355.63
State Employees Retirement.....	237,912.14	389,587.46
State Employees Retirement Income.....	25,197.55	26,116.83
Unemployment Compensation Clearing.....	4,706,660.09	5,248,850.79
Sale of Investments.....	1,874,151.15	2,210,863.72
Income from Investments.....	449,079.73	511,846.70
Director of Markets.....	214,243.48	226,096.87
Game and Fish.....	618,946.57	740,161.48
Predatory Animal.....	5,314.32
Brand Inspection.....	46,992.97	45,601.15
Educational Institutions.....	829,827.15	766,756.82
Land Board.....	941,218.35	1,130,223.79
Secretary of State, Miscellaneous.....	261,295.67	253,174.61
Miscellaneous.....	2,716,080.91	2,590,927.41
	<u>\$16,351,596.48</u>	<u>\$17,686,938.54</u>

RECEIPTS FROM U. S. GOVERNMENT

Receipts.....	\$16,242,900.95	\$15,887,431.30
Total.....	<u>\$68,344,995.24</u>	<u>\$71,403,491.72</u>

STATE GOVERNMENT DISBURSEMENTS

July 1, 1940 to June 30, 1942

	1940-1941	1941-1942
State Highway Department.....	\$10,217,843.96	\$ 8,096,944.59
Educational Institutions.....	3,926,627.69	3,921,718.32
Penal and Eleemosynary Institutions.....	3,627,596.61	3,404,387.88
Various Departments.....	6,819,562.79	9,290,919.71
	\$24,591,631.05	\$24,713,970.50

DEBT RETIREMENT AND INTEREST

Bond Retirement and Highway Anticipation.....	\$ 2,407,568.75	\$ 2,409,416.25
---	-----------------	-----------------

NON-GOVERNMENTAL PAYMENTS

Income Tax.....	\$ 1,122,340.83	\$ 1,069,230.08
Motor Fuel Tax.....	2,234,075.50	2,287,197.00
Motor Fuel Tax Refunds.....	1,346,382.72	1,317,650.30
Motor Vehicle License.....	1,120,741.60	1,159,559.92
Motor Vehicle License Clerk Hire.....	70,320.30	64,690.50
Public School Income.....	638,757.88	809,067.12
Truck and Bus, Private and Commercial Carriers Tax.....	371,503.04	358,827.29
Forest Reserve.....	106,139.78	93,006.69
Old Age Pensions.....	16,054,323.12	17,392,895.72
Unemployable Relief.....	1,839,689.39	1,756,063.55
Blind Aid.....	164,990.66	197,901.78
Dependent Children's Aid.....	1,676,100.42	1,689,923.63
Public Welfare Administration.....	723,935.12	748,429.47
Firemen's Pension.....	255,267.76
Policemen's Pension.....	222,306.62	221,981.87
Employees' Retirement.....	158,760.36	275,376.57
Escheats.....	7,349.27	11,838.12
Miscellaneous Refunds.....	95,252.70	103,271.59
Unemployment Compensation Insurance.....	7,952,077.80	7,238,746.18
State Compensation Insurance.....	1,456,758.36	1,730,208.54
T. B. Amendment.....	94,643.33	83,640.78
Motor Vehicle Ownership Tax—A.....	61,046.64	68,017.04
Taylor Grazing Act.....	29,275.41	34,537.48
Motor Vehicle Penalty Assessments.....	11,158.50	10,655.50
	\$37,813,197.11	\$38,722,716.72
Grand Total.....	\$64,812,396.91	\$65,846,103.47

REMITTANCES FROM U. S. GOVERNMENT

July 1, 1940 to June 30, 1942

	1940-1941	1941-1942
State Highway.....	\$ 2,480,531.71	\$ 2,077,213.81
Forest Reserve.....	106,139.78	93,006.69
Game and Fish.....	27,768.63
Rodent Pest Control.....	27,046.96	33,469.89
Old Age Pensions.....	6,840,671.01	8,349,067.90
Public Welfare Administration.....	422,171.36	537,909.84
Aid to the Blind.....	106,088.58	123,090.35
Aid to Dependent Children.....	1,067,509.05	1,129,456.93
Child Welfare Services.....	20,204.90	21,084.02
Soldiers' and Sailors' Home.....	22,948.47	20,601.81
Federal Public Employment Offices.....	26,000.00	12,700.00
Unemployment Compensation Administration.....	453,304.43	319,437.81
Unemployment Compensation Benefits.....	3,275,000.00	1,293,000.00
Public Health Work.....	111,307.77	116,700.00
Maternal and Child Health.....	89,728.55	75,695.13
Services for Crippled Children.....	63,614.83	54,289.17
Venereal Disease Control.....	40,800.00	53,400.00
Vocational Education Rehabilitation.....	15,038.14	15,401.53
Vocational Education Smith-Hughes.....	61,536.56	61,925.84
Vocational Education George-Dean.....	123,622.04	119,087.00
Vocational Education Defense Workers.....	466,945.04	1,260,355.81
Grazing Act.....	29,275.41	34,537.48
Mineral Leasing Act.....	45,707.96	54,679.93
Federal Power Act.....	548.09	551.73
Military.....	3,000.00
Internal Improvement, Permanent.....	51.54
Boys' Industrial School.....	96.76
State Hospital P. W. A. 1314F.....	145,963.04
State Hospital P. W. A. 1249F.....	201,048.97
Total.....	\$16,242,900.95	\$15,887,431.30

APPORTIONMENT OF POLICEMEN'S PENSION FUND 1940-1941

City	County	1940		1941	
		Officers	Amount	Officers	Amount
Aguilar.....	Las Animas.....	2	\$ 624.46	2	\$ 609.84
Akron.....	Washington.....	1	312.23	1	304.92
Alamosa.....	Alamosa.....	5	1,561.15	5	1,524.60
Alma.....	Park.....	1	312.23	1	304.92
Antonito.....	Conejos.....	2	624.46	2	609.84
Arvada.....	Jefferson.....	1	312.23	1	304.92
Aspen.....	Pitkin.....	1	312.23	1	304.92
Ault.....	Weld.....	2	624.46	2	609.84
Aurora.....	Adams.....	2	624.46	2	609.84
Berthoud.....	Larimer.....	1	312.23	1	304.92
Boulder.....	Boulder.....	8	2,497.84	8	2,439.36
Brighton.....	Adams.....	2	624.46	2	609.84
Brush.....	Morgan.....	3	936.69	3	914.76
Buena Vista.....	Chaffee.....	2	624.46	2	609.84
Burlington.....	Kit Carson.....	1	312.23	1	304.92
Canon City.....	Fremont.....	4	1,248.92	4	1,219.68
Cedaredge.....	Delta.....	1	312.23	1	304.92
Center.....	Saguache.....	2	624.46	2	609.84
Central City.....	Gilpin.....	2	624.46	2	609.84
Cheyenne Wells.....	Cheyenne.....	1	312.23	1	304.92
Colorado Springs.....	El Paso.....	37	11,552.51	36	10,977.13
Craig.....	Moffat.....	2	624.46	2	609.84
Creede.....	Mineral.....	1	312.23	1	304.92
Del Norte.....	Rio Grande.....	2	624.46	2	609.84
Delta.....	Delta.....	2	624.46	2	609.84
Denver.....	Denver.....	400	124,890.86	416	126,846.80
Durango.....	La Plata.....	3	936.69	3	914.76
Eads.....	Kiowa.....	1	312.23	1	304.92
Eaton.....	Weld.....	3	936.69	3	914.76
Englewood.....	Arapahoe.....	6	1,873.38	6	1,829.52
Estes Park.....	Larimer.....	2	624.46	2	609.84
Fairplay.....	Park.....	1	312.23	1	304.92
Florence.....	Fremont.....	1	312.23	1	304.92
Fort Collins.....	Larimer.....	9	2,810.07	9	2,744.28
Fort Lupton.....	Weld.....	2	624.46	2	609.84
Fort Morgan.....	Morgan.....	4	1,248.92	4	1,219.68
Fountain.....	El Paso.....	1	312.23	1	304.92
Fowler.....	Otero.....	1	312.23	1	304.92
Glenwood Springs.....	Garfield.....	2	624.46	2	609.84
Golden.....	Jefferson.....	3	936.69	3	914.76
Granada.....	Prowers.....	1	312.23	1	304.92
Granby.....	Grand.....	1	304.92
Grand Junction.....	Mesa.....	15	4,683.45	15	4,573.80
Greeley.....	Weld.....	13	4,058.99	13	3,963.96
Gunnison.....	Gunnison.....	2	624.46	2	609.84
Haxtun.....	Phillips.....	1	312.23	1	304.92
Hayden.....	Routt.....	1	312.23	1	304.92
Holly.....	Prowers.....	2	624.46	2	609.84
Holyoke.....	Phillips.....	2	624.46	2	609.84
Hot Sulphur Springs.....	Grand.....	1	312.23	1	304.92
Hugo.....	Lincoln.....	1	312.23	1	304.92
Idaho Springs.....	Clear Creek.....	2	624.46	2	609.84
Julesburg.....	Sedgwick.....	2	624.46	2	609.84
Kremmling.....	Grand.....	1	312.23	1	304.92
Lafayette.....	Boulder.....	1	312.23	1	304.92
La Jara.....	Conejos.....	1	312.23	1	304.92
La Junta.....	Otero.....	5	1,561.15	5	1,524.60
Lamar.....	Prowers.....	3	936.69	3	914.76
La Salle.....	Weld.....	1	312.23	1	304.92
Las Animas.....	Bent.....	2	624.46	2	609.84
Leadville.....	Lake.....	3	936.69	3	914.76

APPORTIONMENT OF POLICEMEN'S PENSION FUND—Continued 1940-1941


City	County	1940 *		1941	
		Officers	Amount	Officers	Amount
Limon.....	Lincoln	2	624.46	2	609.84
Littleton.....	Arapahoe	1	312.23	1	304.92
Longmont.....	Boulder	6	1,873.38	6	1,829.52
Louisville.....	Boulder	1	312.23	1	304.92
Loveland.....	Larimer	5	1,561.15	5	1,524.60
Manitou Springs.....	El Paso.....	2	624.46	2	609.84
Manzanola.....	Otero	1	312.23	1	304.92
Meeker.....	Rio Blanco.....	1	312.23	1	304.92
Monte Vista.....	Rio Grande.....	2	624.46	2	609.84
Montrose.....	Montrose	3	936.69	3	914.76
Oak Creek.....	Routt	2	624.46	2	609.84
Ordway.....	Crowley	2	624.46	2	609.84
Ouray.....	Ouray	1	312.23	1	304.92
Ovid.....	Sedgwick	1	312.23	1	304.92
Pagosa Springs.....	Archuleta	1	312.23	1	304.92
Palisade.....	Mesa	2	624.46	2	609.84
Paonia.....	Delta	1	312.23	1	304.92
Peetz.....	Logan	1	312.23	1	304.92
Platteville.....	Weld	1	312.23	1	304.92
Pueblo.....	Pueblo	48	14,987.04	48	14,636.18
Rifle.....	Garfield	1	312.23	1	304.92
Rocky Ford.....	Otero	3	936.69	3	914.76
Saguache.....	Saguache	1	312.23	1	304.92
Salida.....	Chaffee	4	1,248.92	4	1,219.68
Silverton.....	San Juan.....	2	624.46	2	609.84
Springfield.....	Baca	2	624.46	2	609.84
Steamboat Springs.....	Routt	2	624.46	2	609.84
Sterling.....	Logan	6	1,873.38	6	1,829.52
Telluride.....	San Miguel.....	1	312.23	1	304.92
Trinidad.....	Las Animas.....	10	3,122.30	10	3,049.20
Walsenburg.....	Huerfano	4	1,248.92	4	1,219.68
Windsor.....	Weld	2	624.46	2	609.84
Wray.....	Yuma	2	624.46	2	609.84
Yuma.....	Yuma	1	312.23	1	304.92
		712	\$222,306.62	728	\$221,981.87


APPORTIONMENT OF FIREMEN'S PENSION FUND,
1940-1941

City or Town	Population	Amount	
		1940	1941
Aguilar	1,397	\$ 264.60	\$ 270.17
Akron	1,417	268.38	274.04
Alamosa	5,613	1,063.12	1,085.52
Alma	469	88.83	90.70
Antonito	1,220	231.07	235.94
Arvada	1,482	280.70	286.61
Aspen	777	147.17	150.27
Ault	761	144.14	147.17
Aurora	3,437	650.98	664.69
Berthoud	811	153.61	156.84
Black Hawk	289	54.74	55.89
Boulder	12,958	2,454.29	2,506.00
Breckenridge	381	72.16	73.68
Brighton	4,029	763.11	779.18
Brush	2,481	469.91	479.81
Buena Vista	779	147.55	150.65
Burlington	1,280	242.44	247.54
Canon City	6,690	1,267.11	1,293.80
Castle Rock	580	109.85	112.17
Cedaredge	556	105.31	107.53
Central City	706	133.72	136.54
Cheyenne Wells	695	131.64	134.41
Cheraw	184	34.85	35.58
Coal Creek	261	49.43	50.48
Collbran	301	57.01	58.21
Colorado Springs	36,789	6,967.97	7,114.74
Cortez	1,778	336.76	343.85
Craig	2,123	402.10	410.57
Creede	670	126.90	129.57
Crested Butte	1,145	216.87	221.44
Cripple Creek	2,358	446.61	456.02
DeBeque	280	53.03	54.15
Deer Trail	387	73.30	74.84
Del Norte	1,923	371.89
Delta	3,717	704.01	718.84
Denver	322,412	61,065.98	62,352.25
Dolores	804	152.28	155.49
Durango	5,887	1,115.02	1,138.51
Eads	700	132.58	135.38
Eagle	518	100.18
Eaton	1,322	250.39	255.67
Eckley	358	67.81	69.23
Edgewater	1,648	312.14	318.71
Englewood	9,680	1,833.43	1,872.04
Erie	1,019	193.00	197.07
Estes Park	994	188.27	192.23
Evans	792	150.00	153.17
Fairplay	739	139.97	142.92
Flagler	506	95.84	97.86
Fleming	400	75.76	77.36
Florence	2,632	498.51	509.01
Fort Collins	12,251	2,320.38	2,369.26
Fort Lupton	1,692	320.47	327.22
Fort Morgan	4,884	925.05	944.53
Fowler	922	174.63	178.31
Frederick	652	123.49	126.09
Fruita	1,466	277.67	283.51
Georgetown	391	74.06	75.62
Glenwood Springs	2,253	426.73	435.71
Golden	3,175	601.36	614.02
Grand Junction	12,479	2,363.57	2,413.35

APPORTIONMENT OF FIREMEN'S PENSION FUND—Continued
1940-1941

City or Town	Population	Amount	
		1940	1941
Greeley	15,995	3,029.51	3,093.32
Grover	137	25.95	26.49
Gunnison	2,177	412.33	421.02
Haxtun	985	186.56	190.49
Hayden	640	121.22	123.77
Hillrose	177	33.52	34.23
Holly	864	163.64	167.09
Holyoke	1,150	217.81	222.40
Hotchkiss	653	126.29
Hugo	852	161.37	164.77
Idaho Springs.....	2,112	400.02	408.45
Johnstown	961	182.02	185.85
Julesburg	1,619	306.64	313.10
Las Animas.....	3,232	612.15	625.05
Lafayette	2,052	388.66	396.84
La Junta.....	7,040	1,333.40	1,361.49
Lamar	4,445	841.90	859.63
LaSalle	755	146.01
Leadville	4,774	904.21	923.26
Limon	1,053	199.44	203.64
Littleton	2,244	425.02	433.97
Longmont	7,406	1,402.72	1,432.27
Louisville	2,023	383.16	391.23
Loveland	6,145	1,163.89	1,188.40
Lyons	654	123.87	126.48
Mancos	748	141.67	144.66
Manitou Springs.....	1,462	276.91	282.74
Manzanola	531	100.57	102.69
Mead	191	36.18	36.94
Meeker	1,399	264.98	270.56
Monte Vista.....	3,208	607.61	620.40
Montrose	4,764	902.32	921.32
Norwood	412	78.03	79.68
Nunn	190	35.99	36.74
Oak Creek.....	1,769	335.05	342.11
Olathe	705	133.53	136.34
Ordway	1,150	217.81	222.40
Otis	498	94.32	96.31
Ouray	951	180.12	183.92
Ovid	687	130.12	132.86
Pagosa Springs.....	1,591	301.34	307.69
Palisade	855	161.94	165.35
Palmer Lake.....	269	50.95	52.02
Paonia	1,117	211.56	216.02
Platteville	561	106.26	108.49
Pueblo	52,162	9,879.67	10,087.77
Rico	388	73.49	75.04
Rifle	1,373	260.05	265.53
Rockvale	575	108.91	111.20
Rocky Ford.....	3,494	661.78	675.72
Saguache	1,219	235.75
Salida	4,969	941.15	960.97
Sedgwick	373	70.65	72.14
Sheridan	712	134.86	137.70
Silver Plume.....	139	26.33	26.88
Silverton	1,127	213.46	217.95
Steamboat Springs.....	1,613	305.51	311.94
Sterling	7,411	1,403.67	1,433.24
Stratton	623	118.00	120.48
Sugar City.....	565	107.01	109.27
Superior	205	38.83	39.65
Telluride	1,337	253.23	258.57
Trinidad	13,223	2,504.48	2,557.24
Victor	1,784	337.90	345.01
Walsenburg	5,855	1,108.96	1,132.32
Wellington	465	88.07	89.93
Westminster	534	101.14	103.27
Windsor	1,811	343.01	350.23
Wray	2,061	390.36	398.58
Yuma	1,606	304.18	310.59
Total Population, 1940.....	685,059	\$129,752.63	\$133,465.78
Total Population, 1941.....	690,127		





FUNDED AND FLOATING DEBT—OUTSTANDING BONDS AND WARRANTS—WARRANTS ISSUED AND PAID—BONDS REDEEMED

July 1, 1940 to June 30, 1942

	Outstanding July 1, 1940	Warrants Issued		Warrants Retired		Outstanding June 30, 1942
		1940-1941	1941-1942	1940-1941	1941-1942	
Defense and Emergency.....	\$ 4.60					\$ 4.60
Capitol Building.....	4,773.58	\$ 170,021.18		\$ 169,947.09	\$ 4,826.41	21.26
General Revenue 1935 and Prior.....	3,619.12					3,619.12
1936.....	101.20					101.20
1937.....	179.53				161.32	18.21
1938.....	93.51				15,039.72	4.00
1939.....	487,858.99	5.50		487,642.74	221.75	
1940.....		6,105,531.01	\$ 8,543.90	5,873,518.08	240,335.98	220.85
1941.....			6,367,589.35		6,017,955.05	349,634.30
Building.....	1,484,201.98	620,174.33	769,246.40	1,440,529.49	1,201,390.73	231,702.49
Cash Funds.....	\$ 1,980,832.51	\$ 6,910,942.84	\$ 7,145,379.65	\$ 7,986,838.44	\$ 7,464,733.92	\$ 585,582.64
State Compensation Insurance.....	\$ 440,303.41	\$55,096,097.37	\$56,490,776.17	\$55,004,662.74	\$55,695,501.52	\$ 1,327,012.69
State Employees' Retirement.....	44,886.59	1,531,518.17	2,197,696.34	1,519,352.35	2,181,751.32	72,997.43
	7,627.73	158,760.36	474,194.50	155,093.88	479,759.70	5,729.01
Total.....	\$ 492,817.73	\$56,786,375.90	\$59,162,667.01	\$56,679,108.97	\$58,357,012.54	\$ 1,405,739.13
State Highway Anticipation.....	\$22,465,000.00			1,325,000.00	1,360,000.00	19,780,000.00

BONDED INDEBTEDNESS

	Outstanding July 1, 1940		Redeemed 1940-1941	Redeemed 1941-1942	Outstanding June 30, 1942
Funding Bonds 1910.....	\$ 981,200.00		\$ 50,000.00	\$ 65,000.00	\$ 866,200.00
Insurrection Refunding Bonds 1935.....	201,000.00		73,000.00	73,000.00	55,000.00
Highway Refunding Bonds 1935.....	1,726,000.00		246,000.00	246,000.00	1,234,000.00
Total.....	\$ 2,908,200.00		\$ 369,000.00	\$ 384,000.00	\$ 2,155,200.00

INVESTMENTS

	Balance July 1, 1940	Investments Purchased		Investments Sold		Balance June 30, 1942
		1940-1941	1941-1942	1940-1941	1941-1942	
Public School.....	\$11,039,120.39	\$ 1,231,749.36	\$ 2,591,469.39	\$ 1,453,616.31	\$ 1,767,676.98	\$11,641,045.85
State Compensation Insurance.....	4,585,875.28	205,784.60	467,487.80	278,730.75	341,666.87	4,638,750.06
Agricultural College.....	470,406.18	48,361.03	118,856.00	30,745.00	107,289.66	499,588.55
Fort Lewis Endowment.....	6,000.00		8,200.00	2,500.00	500.00	11,200.00
University Land Permanent.....	69,237.50	55,000.00	3,100.00	26,717.50	7,670.00	92,950.00
Escheats.....	2,750.00			2,150.00		600.00
State Employees' Retirement.....	912,176.45	210,818.10	198,759.92	55,691.59	126.51	1,265,936.37
Agricultural College Annuity Permanent..	30,000.00					30,000.00
Public School Income.....	24,000.00			24,000.00		
Total.....	\$17,139,565.80	\$ 1,751,713.09	\$ 3,387,873.11	\$ 1,874,151.15	\$ 2,224,930.02	\$18,180,070.83

CASH FUNDS
STATEMENT OF RECEIPTS, DISBURSEMENTS, TRANSFERS AND BALANCES
July 1, 1940 to June 30, 1941

Account Number	Fund	Balance July 1, 1940	Receipts	Transfers to	Transfers from	Total	Disbursements	Balance June 30, 1941
2104	Military	\$ 20,546.92	\$ 82,885.75			\$ 103,432.67	\$ 75,728.71	\$ 27,703.96
2107	State Highway	1,345,373.97	49,497.36	\$ 7,876,317.99	\$ 7,967,800.00	1,303,389.32		1,303,389.32
2108	State Highway Anticipation	162,354.34		1,969,277.25		2,131,631.59	1,970,513.75	161,117.84
2110	State Highway Special	433,530.24	1,352.32	271,696.50		706,579.06	214,589.48	491,989.58
2111	State Highway Supplementary	585,586.50	2,748,190.16	6,047,350.00		9,380,756.41	8,002,074.48	1,378,681.93
2113	State Highway P.W.A. 1288F	30,666.25			370.25	30,666.25	30,666.25	
2115	Land Commissioners' Cash	109.85	10,932.30			11,042.15	8,637.11	2,405.04
2117	Mineral Land Expense	8,181.48	4,137.08			12,318.56	11,040.64	1,277.92
2119	Farm Loan Interest		24,038.40		24,038.40			
2121	Internal Improvement Income	4.38	25,410.87			65.25		65.25
2122	Internal Improvement Permanent	4.89	7,021.75			26.64		26.64
2123	Penitentiary Land Income	1,012.22	1,345.80		7,000.00	3,358.02		2,358.02
2124	Penitentiary Land Permanent	3,188.04	566.64			3,754.68		3,754.68
2125	General Fund—Land Permanent	9,198.67	838.15			10,036.82		10,036.82
2125.1	General Fund—Land Income	36,214.05	7,087.40			43,301.45		43,301.45
2126	Public Building Income	3,274.98	486.94			3,761.92		3,761.92
2127	Public Building Permanent	2,769.11	12.75			2,781.86		2,781.86
2128	Public School Income	315,936.06	739,778.58	24,038.40		1,078,705.24	674,458.22	404,247.02
2128.1	Public School Income Reserve for Revolving Fund	50,000.00				50,000.00		*50,000.00
2129	Public School Permanent	11,635,330.55	105,734.46	10,214.31		11,751,279.32	3,773.29	11,747,506.03
2130	Saline Land Income	920.30	573.20			1,493.50		1,493.50
2131	Saline Land Permanent	1,299.40				1,299.40		1,299.40
2131.1	Penitentiary Land Purchase	27,430.03				27,430.03	15,757.51	11,672.52
2132	School Fund Reimbursement	6,511.87	480.73			6,992.60		6,992.60
2133	Agricultural College Land Income	8,571.07	19,767.42	446.95	201.80	28,583.64	18,380.94	10,202.70
2134	Agricultural College Land Permanent	500,046.05	6,538.16	1,677.40		508,261.61		508,261.61
2135	University Land Income	211.99	4,996.96			5,208.95	5,208.95	
2136	University Land Permanent	98,430.14	1,218.85			99,648.99	55,000.00	44,648.99
2137	Forest Reserve	16,006.52	106,139.78			106,139.78	106,139.78	
2139	Metal Mining	14,468.60	13,657.45			29,663.97	19,131.39	10,532.58
2145	Fishing Easement	218,712.15	618,946.57	5,596.40		20,065.00	195.00	19,870.00
2146	Game Cash					832,062.32	430,542.81	401,519.51
2148	Bureau of Plant and Insect Control—Inspection Fee	773.46	1,646.29			2,419.75	1,560.17	859.58
2149	Fruit and Vegetable Inspection	7,584.78	121,921.38			129,506.16	117,898.65	11,607.51
2150	Director of Agriculture—Marketing Agreement	1,682.20	807.86			2,490.06	1,202.64	1,287.42
2152	Federal-State Turkey Inspection	57.20	1,525.55			1,582.75	1,582.00	.75
2153	Poultry and Egg Inspection	12,542.76	26,918.00			39,460.76	27,214.95	12,245.81
2155	Produce Dealers	9,440.23	45,325.00			54,765.23	32,420.28	22,344.95
2156	Feed Control	6,223.33	15,744.22			21,967.55	20,584.38	1,383.17
2159	Hail Insurance	30,933.64	43,808.48			74,742.12	35,492.90	39,249.22

2163	Oleomargarine Tax.....		525.00		472.50	52.50	52.50	
2166	State Fair Tax.....	5,048.30	77,617.78			82,666.08	68,398.53	14,267.55
2169	Director of Agriculture—Inspection Fee.....	843.43	2,001.47			2,844.90	1,092.41	1,752.49
2172	Penitentiary Canning Plant....	23,788.36	25,000.00			48,788.36	29,707.75	19,080.61
2173	Penitentiary Convict Labor....	3,418.75	44,284.09			47,702.84	41,823.07	5,879.77
2174	Penitentiary Industrial.....	93,606.83	71,016.25	79,336.30		243,959.38	147,086.09	96,873.29
2178	Reformatory.....	7,130.58	21,276.80			28,407.38	7,940.49	20,466.89
2179	Reformatory Fire Loss.....	22.41			22.41			
2180	State Hospital Tax.....	169,626.91	371,393.08			541,019.99	424,316.24	116,703.75
2181	State Hospital Government Grant No. 1249F.....	13,915.37	201,048.97		25,369.36	189,594.98	189,594.98	
2182	State Hospital Government Grant No. 1314F.....	34,853.67	145,974.95		9,662.69	171,165.93	171,165.93	
2183	Dependent Children's Home....	1,431.35	1,569.52			3,000.87	367.82	2,633.05
2185	Soldiers' and Sailors' Home....	4,400.11	28,972.17	1,500.00		34,872.28	33,301.01	1,571.27
2188	Home for Mental Defectives—Ridge.....	2,625.14	2,134.79			4,759.93	3,821.87	938.06
2191	Home for Mental Defectives—Grand Junction.....	3,845.03	5,496.71			9,341.74		9,341.74
2192	Home for Mental Defectives—Grand Junction, P.W.A. No. 1218F.....	8,080.81				8,080.81		8,080.81
2195	Boys' Industrial School.....	994.10	5,964.25			6,958.35	6,697.07	261.28
2196	Boys' Industrial School Government Grant No. 1353.....	29,044.31	96.76		29,141.07			
2198	Girls' Industrial School.....	13,309.18	27,954.49			41,263.67	26,005.65	15,258.02
2199	Girls' Industrial School Government Grant.....	79.96			9.96	70.00	70.00	
2201	Industrial Workshop for the Blind.....	381.58	33,276.33			33,657.91	33,437.13	220.78
2202	Industrial Workshop for the Blind P.W.A. No. 1263F..	240.49				240.49	7.82	232.67
2203	Blind Commission Special....	1,465.58	472.42			1,938.00	552.92	1,385.08
2204	State Compensation Insurance.....	4,725,673.64	1,420,772.93	100,000.00	105,764.40	6,140,682.17	1,531,518.17	4,609,164.00
2205	State Compensation Insurance Interest.....	18,896.68	156,097.13	1,041.00	100,000.00	76,034.81		76,034.81
2206	Federal Public Employment Offices.....	1,667.99	26,630.00			28,297.99	27,479.38	818.61
2207	Unemployment Compensation Administration.....	11,456.06	455,770.05			467,226.11	437,384.11	29,842.00
2208	Unemployment Compensation Clearing.....	2,969.25	4,706,660.09		10,033.96	4,699,595.38	4,677,077.80	22,517.58
2208.1	Unemployment Compensation Benefit.....		3,275,000.00			3,275,000.00	3,275,000.00	
2209	Private Theatrical Employment Agencies.....	79.26	45.00			124.26	62.66	61.60
2212	State Restaurant.....	6,274.24	24,381.00			30,655.24	20,704.68	9,950.56
2213.1	Public Health Service.....	19,083.46	111,312.77			130,396.23	113,381.24	17,014.99
2213.2	Public Health—Maternal and Child Health.....	49,433.20	89,781.97			139,215.17	89,990.78	49,224.39
2213.3	Public Health—Crippled Children.....	15,278.91	64,015.26			79,294.17	64,246.49	15,047.68
2214	Public Health—Venereal Disease Control.....	11,423.86	40,822.00			52,245.86	44,871.05	7,374.81

CASH FUNDS
STATEMENT OF RECEIPTS, DISBURSEMENTS, TRANSFERS AND BALANCES—Continued
July 1, 1940 to June 30, 1941

Account Number	Fund	Balance July 1, 1940	Receipts	Transfers to	Transfers from	Total	Disbursements	Balance June 30, 1941
2215	Mattress and Bedding Inspection		\$ 440.00			\$ 440.00	\$ 270.97	\$ 169.03
2216	Civil Service Commission	\$ 231.63	1,798.05			2,029.68	1,701.17	328.51
2219	Brand Inspection	62,004.90	46,992.97			108,997.87	64,162.43	44,835.44
2220	Stock Inspection	8,646.37	37,349.33			45,995.70	34,158.64	11,837.06
2223	Predatory Animal	19,184.82	32,879.43			52,064.25	33,226.54	18,837.71
2224	Rodent Pest Control	6,286.41	27,324.22			33,610.63	32,207.98	1,402.65
2225	Stock Inspection — Sales Ring License	358.40	1,326.00			1,684.40	1,183.63	500.77
2228	State Planning Commission	1,266.42	80.27	\$ 1,585.59		2,932.28	2,247.84	684.44
2231	State Coal Mine Inspection	10,862.56	40,117.03			50,979.59	37,407.61	13,571.98
2235	State Public Welfare—Emergency Relief	3,184.28				3,184.28	14.40	3,169.88
2236	State Public Welfare—Old Age Pensions	1,274,611.28	7,627,417.98	8,568,622.37	\$ 431,840.79	17,037,810.84	16,054,323.12	983,487.72
2237	State Public Welfare		80.00	1,522,008.36	1,522,088.36			
2238	State Public Welfare—Administrative	222,700.95	481,950.30	507,935.00	58,058.45	1,154,527.80	919,937.66	234,590.14
2239	State Public Welfare — Emergency and Contingent	109,205.46	6,906.15	299,999.90	3,000.00	413,111.51	334,582.33	78,529.18
2240	State Public Welfare—Aid to the Blind	235.67	113,088.58	53,000.00		166,324.25	164,990.66	1,333.59
2241	State Public Welfare—Aid to Dependent Children	41,676.78	1,077,509.05	558,048.23		1,677,234.06	1,676,100.42	1,133.64
2242	State Public Welfare — Child Welfare Services, State	1,708.62	1,239.79	20,000.00		22,948.41	18,539.93	4,408.48
2242.1	State Public Welfare — Child Welfare Services, Federal	1,747.95	19,916.90			21,664.85	19,882.10	1,782.75
2242.2	State Public Welfare — Tuberculosis Amendment	3,664.29	51,675.00			55,339.29	48,643.33	6,695.96
2244	State Public Welfare — Emergency and Contingent Special Relief	100.00			100.00			
2301	Store License	3,646.45	162,394.50	15,000.00	130,212.90	50,828.05	50,828.05	
2302	Sales Tax		7,777,801.95		7,774,248.70	3,553.25	3,553.25	
2303	Sales and Service Tax Expense	103,978.39	565.50	437,205.84		541,749.73	425,328.20	116,421.53
2304	Sales Tax Token Redemption	11,189.38	26,279.00			37,468.38	25,134.55	12,333.83
2305	Use Tax		446,998.47		442,680.57	4,317.90	4,317.90	
2305.1	Use Tax Expense	1,226.52	5,195.15	13,399.97	2,579.61	17,242.03	17,242.03	
2306	Service Tax		1,237,316.16		1,236,054.95	1,261.21	1,261.21	
2308	Income Tax		3,559,239.19		3,559,239.19			
2310	Income Tax Refunds	50,000.00		177,864.54	167,321.23	60,543.31	10,543.31	50,000.00
2311	Income Tax Reserve for General County Schools	783,252.97		1,325,652.20	265,251.94	1,843,653.23	1,111,797.52	731,855.71
2311.1	Income Tax Reserve for General State Fund			1,959,213.00	1,809,351.54	149,861.46		149,861.46

2312	Excise Tax Commissioner.....\$	5,500.00				\$ 5,500.00	\$ 4,504.05	\$ 995.95
2314	Motor Fuel Tax.....	688,514.32	\$ 9,853,887.21		\$ 6,637,131.31	3,905,270.22	3,694,054.46	211,215.76
2314.2	State Oil Inspection.....	1,864.34		\$ 25,849.81		23,985.47	23,985.47	
2315	Motor Vehicle Ownership Tax "A" (Tax Commission)....	4,938.81	64,497.73			69,436.54	61,046.64	8,389.90
2501	Fraudulent Practices.....	100.12	560.00		31.80	628.32	628.32	
2502	Securities Refund.....	125.00			125.00			
2506	Public Utilities Commission—H. B. 173 (Private Carrier Tax)	12,415.59	108,276.70	28,480.83	101,950.39	47,222.73	29,812.04	17,410.69
2507	Public Utilities Commission—S. B. 296 (Commercial Carrier Tax)	110,039.94	438,069.10	28,485.69	277,750.72	298,844.01	200,315.65	98,528.36
2508	Public Utilities Commission—H. B. 430 (Truck and Bus Tax)	75,181.83	275,168.70	14,240.00	159,572.19	205,018.34	142,164.26	62,854.08
2509	Public Utilities Commission— Special	37,195.86		140,578.41	71,206.52	106,567.75	99,676.87	6,890.88
2511	Public Utilities Commission— Suspense	147,970.64	33,414.05			181,384.69	19,730.39	161,654.30
2512	Insurance	8,779.49	1,157,777.21		1,126,120.56	40,436.14	39,183.52	1,252.62
2517	Mutual Associations.....	2,569.08	2,385.00		1,769.08	3,185.00	800.97	2,384.03
2521	Inheritance Tax.....	1,182.12	909,822.15		905,353.25	5,651.02	5,651.02	
2522	Gift Tax.....	220.75	129,244.57		129,268.12	197.20	197.20	
2601	Public School Course of Study. Superintendent of Public In- struction Certification.....	559.74				559.74	328.95	230.79
2605	Historical Society.....	3,434.56	7,129.96			10,564.52	5,936.13	4,628.39
2609	State Vocational Education Cash	4,558.57	2,140.74			6,699.31	518.04	6,181.27
2612	Federal Vocational Education Rehabilitation	776.37	463.12			1,239.49	893.86	345.63
2614	Federal Vocational Education Rehabilitation	2,451.76	15,038.14			17,489.90	15,948.48	1,541.42
2615	Federal Vocational Education Rehabilitation Cash.....	84.26	20.00			104.26	84.26	20.00
2616	Federal Vocational Education Smith-Hughes	57,067.17	61,536.56			118,603.73	62,067.17	56,536.56
2617.1	Federal Vocational Education George-Deen	107,014.84	123,622.04			230,636.88	124,589.75	106,047.13
2618	Federal Vocational Education Defense Workers.....		466,945.04			466,945.04	260,448.26	206,496.78
2701	Foreign and Domestic Corpora- tion Tax.....	620.56	104,654.84	10.20	103,485.60	1,800.00	1,800.00	
2702	Collection Agency.....	854.97	1,604.00		354.02	2,104.95	1,594.55	510.40
2706	Supervisor of Examining Boards		1,800.00			1,800.00	1,800.00	
2707	Abstracters' License.....		795.00		1.60	793.40	793.40	
2708	State Board of Architect Ex- aminers	86.18	1,205.00			1,291.18	895.61	395.57
2709	State Board of Barber Examin- ers	2,556.29	13,076.50			15,632.79	12,552.14	3,080.65
2710	State Board of Chiropractic Ex- aminers	316.17	3,420.00			3,736.17	3,243.44	492.73
2711	State Board of Cosmetology...	42,397.51	27,927.18		248.00	70,076.69	24,225.55	45,851.14
2712	State Board of Dental Examin- ers	1,552.68	1,855.80			3,408.48	2,423.82	984.66
2713	State Board of Funeral Directors and Embalming Examiners	159.59	3,958.20			4,117.79	2,974.79	1,143.00

REPORT OF STATE ATTORNEY AND STATE TREASURER

CASH FUNDS
STATEMENT OF RECEIPTS, DISBURSEMENTS, TRANSFERS AND BALANCES—Continued
July 1, 1940 to June 30, 1941

Account Number	Fund	Balance July 1, 1940	Receipts	Transfers to	Transfers from	Total	Disbursements	Balance June 30, 1941
2714	State Board of Engineer and Land Surveyor Examiners.	\$ 3,647.03	\$ 3,830.00	\$ 600.00	\$ 6,877.03	\$ 2,856.09	\$ 4,020.94
2715	State Board of Medical Examiners	2,100.85	3,115.00	288.58	4,927.27	4,890.52	36.75
2716	State Board of Medical Registration	1,824.39	7,470.00	9,294.39	6,049.16	3,245.23
2717	State Board of Nurse Examiners	4,708.37	10,741.50	\$ 248.00	15,697.87	11,034.55	4,663.32
2718	State Board of Optometric Examiners	66.32	2,030.00	2,096.32	2,096.00	.32
2719	State Board of Pharmacy	11,117.18	11,301.75	22,418.93	14,260.17	8,158.76
2725	State Boxing Commission	4,511.36	5,564.17	10,075.53	5,983.52	4,092.01
2726	Real Estate License	7,679.07	13,813.00	1,585.59	19,906.48	12,290.08	7,616.40
2727	State Board of Accountancy	1,687.35	2,825.00	4,512.35	2,209.98	2,302.37
2728	Liquor License	2,479,085.88	2,393,754.45	85,331.43	85,331.43
2729	Liquor Permit and License Expense	19,506.79	606.00	119,683.23	139,796.02	109,359.28	30,436.74
2733	Motor Vehicle Emergency	19,987.36	37,767.54	57,754.90	26,089.12	31,665.78
2734	Motor Vehicle Expense	3,429.57	47,709.05	2,453.54	48,685.58	45,127.92	3,557.66
2736	Motor Vehicle License—1940	58,816.26	214,005.82	2,453.54	158,431.26	116,844.36	116,556.91	287.45
2737	Motor Vehicle License—1941	2,228,480.37	1,089,355.69	1,139,124.68	1,074,504.99	64,619.69
2744	Auto Title	16,111.71	53,943.11	15,000.00	55,054.82	42,265.40	12,789.42
2748	Operators' and Chauffeurs' License	52,464.05	91,585.00	144,049.05	93,992.36	50,056.69
2749	Motor Vehicle Penalty Assessments	11,121.00	23,472.00	17,296.50	17,296.50	11,158.50	6,138.00
2751	Motor Vehicle Cafeteria Court	12,919.36	12,919.36	6,227.06	6,692.30
2901	Supreme Court Library	3,468.71	4,840.00	8,308.71	3,437.99	4,870.72
21004	State Board of Basic Science Examiners	27.95	1,777.50	1,805.45	1,771.60	33.85
21007	Surplus	100,513.37	100,513.37
21008	Suspense	5,218.22	5,218.22
21009	Annotated Statutes Reimbursement	369.75	3,021.50	2,500.00	891.25	891.25
21010	Casual Deficiency Certificates	5,353.13	5,353.13
21016	Firemen's Pension	125,515.13	129,620.56	255,135.69	*255,135.69
21017	Policemen's Pension	222,306.62	221,677.62	443,984.24	*222,002.37	221,981.87
21018	Grazing Act	29,275.41	29,275.41	29,275.41
21019	Gifts and Legacies	557.89	557.89
21020	Defense Insurrection Bonds—1909	52.86	52.86	52.86
21021	Defense Insurrection Bonds—1914	4.95	4.95	4.95
21022	National Defense Bonds—1917	339.99	339.99	339.99
21023	Exchange Fund—Funding Bonds of 1910	485.72	485.72	485.72

21024 Escheats 268 075.12 36 682.57

21024	Escheats	268,075.12	36,682.57	10,214.31	294,543.38	7,349.27	287,194.11
21025	Federal Power Act.....	4,299.37	548.09	4,847.46
21035	Improvement Tax on State Prop- erty	50,288.37	409.90	49,506.05	1,192.22	1,192.22
21036	Interest on Funding Bonds of 1910	11,040.58	30,384.96	1.50	41,427.04	29,137.50	12,289.54
21037	Interest on Insurrection Bonds of 1914.....	100.24	100.24
21038	Interest on Highway Bonds of 1921	616.79	616.79
21039	Interest on Insurrection Refund- ing Bonds of 1935.....	3,152.19	4,313.38	7,465.57	3,517.50	3,948.07
21040	Interest on Highway Refunding Bonds of 1935.....	31,408.70	37,282.87	50.00	68,741.57	35,400.00	33,341.57
21041	Sinking Fund, Funding Bonds of 1910	1,857.84	56,088.33	57,946.17	50,000.00	7,946.17
21043	Interest on Delinquent Taxes.....	46,189.44	46,189.44
21045	Sinking Fund, Insurrection Bonds of 1914.....	192.74	192.74
21046	Sinking Fund, Highway Bonds of 1921.....	929.04	929.04
21047	Sinking Fund, Highway Re- funding Bonds of 1935.....	42,715.52	261,449.52	304,165.04	246,000.00	58,165.04
21048	Sinking Fund, Insurrection Re- funding Bonds of 1935.....	8,037.36	77,148.30	85,185.66	73,000.00	12,185.66
21051	Partition in Realty.....	1,768.45	743.18	2,511.63	2,511.63
21052	Scalp Bounty.....	243.57	243.57	243.57
21053	U. S. Mineral Leasing Act.....	45,707.96	45,707.96	44,336.48	1,371.48
21055	State Employees' Retirement...	874,545.55	237,912.14	151,275.88	1,263,733.57	158,760.36	1,104,973.21
21056	State Employees' Retirement Income	82,177.78	25,197.55	105,086.44	2,288.89	2,288.89
21058	Bond and Coupon Account....	10,987.25	2,407,582.50	1,528.75	2,417,041.00	2,308,415.50	108,625.50
21059	Ad Valorem Liquor Tax.....	673.01	3,306.14	3,979.15	3,979.15
21101	University Tax.....	5,402.77	582,584.96	587,987.73	587,987.73
21102	University Medical and Nurses' Training School.....	1,251.31	112,059.30	113,310.61	113,310.61
21105	Agricultural College Tax.....	48,403.09	291,851.68	340,254.77	280,219.71	60,035.06
21106	Agricultural College Annuity Income	1,209.17	1,200.00	2,409.17	1,941.20	467.97
21107	Agricultural College Annuity Permanent	30,000.00	30,000.00	30,000.00
21108	Agricultural College Cash.....	74,749.18	305,608.22	380,357.40	320,740.33	59,617.07
21109	Agricultural College Experiment Station Tax.....	16,193.25	80,357.74	96,550.99	70,502.53	26,048.46
21113	Fort Lewis School Cash.....	11,104.72	63,677.29	74,782.01	67,384.87	7,397.14
21114	Fort Lewis School Endowment...	11,212.50	11,212.50	11,212.50
21115	Fort Lewis School Endowment Income	1,535.75	268.75	1,804.50	1,021.40	783.10
21116	Fort Lewis School Tax.....	16,517.48	55,122.00	71,639.48	54,855.82	16,783.66
21118	School of Mines Cash.....	3,697.90	157,364.14	161,062.04	153,940.86	7,121.18
21119	School of Mines Tax.....	18,509.72	178,376.00	196,885.72	173,566.11	23,319.61
21120	School of Mines Experiment Station	3,465.78	18,108.76	21,574.54	16,669.55	4,904.99
21122	School of Mines Mineral Leasing	45.30	15,252.64	15,297.94	15,297.94

CASH FUNDS

STATEMENT OF RECEIPTS, DISBURSEMENTS, TRANSFERS AND BALANCES—Continued
 July 1, 1940 to June 30, 1941

Account Number	Fund	Balance July 1, 1940	Receipts	Transfers to	Transfers from	Total	Disbursements	Balance June 30, 1941
21124	School of Mines Government Grant No. 1177D.....\$	11,473.98				\$ 11,473.98	\$ 11,321.21	\$ 152.77
21126	State College of Education Tax	33,185.47	291,824.68			325,010.15	307,402.47	17,607.68
21126	State College of Education Tax	33,185.47	\$ 291,824.68			234,755.13	230,426.97	4,328.16
21131	Western State College.....	12,896.38	152,908.50			165,804.88	145,392.33	20,412.55
21137	Adams State Teachers College Cash	1,038.22	16,189.32			17,227.54	15,216.60	2,010.94
21138	Adams State Teachers College Tax	6,038.37	56,029.62			62,067.99	51,564.61	10,503.38
21141	Mute and Blind.....	97,061.33	172,579.16			269,640.49	167,950.64	101,689.85
21142	Mute and Blind Library.....	2,312.60	600.00			2,912.60	866.50	2,046.10
3001	Fort Lewis School Building....	70.91	17,877.97			17,748.88	15,917.81	1,831.07
3002	Capitol Annex Building.....	65,690.13	165,767.50			231,457.63	229,532.63	1,925.00
3003	Military Building.....	406.96	7,424.79			7,831.75	7,761.59	70.16
3004	University of Colorado Building	42,572.76	141,423.79			183,996.55	157,812.45	26,184.10
3005	Western State College Building	2,789.12	35,355.97			38,145.09	32,241.53	5,903.56
3006	Reformatory Building.....	2,750.70	33,146.24			35,896.94	32,128.33	3,768.61
3007	State Fair Commission Building	5,411.15	9,718.36			15,129.51	14,336.71	792.80
3008	State Penitentiary Building....	26,795.45	137,357.95			164,153.40	164,280.45	127.05
3009	Adams State Teachers College Building	7,026.43	35,355.97			42,382.40	32,525.49	9,856.91
3010	Colorado General Hospital Building	13,276.86	27,842.87			41,119.73	37,573.86	3,545.87
3011	Colorado Psychopathic Hospital Building	3,312.10	16,573.16			19,885.26	14,822.94	5,062.32
3012	Colorado State Hospital Building		340,212.64	\$ 36,701.44	\$ 222,558.71	154,355.37	129,868.21	24,487.16
3012.1	Colorado State Hospital Building No. 1249F.....	17,685.86		110,791.62		128,477.48	128,477.48	
3012.2	Colorado State Hospital Building No. 1314F.....	6,233.92		111,767.09	1,669.39	116,331.62	116,331.62	
3013	Agricultural College Building..	11,918.75	70,711.92			82,630.67	81,331.73	1,298.94
3014	State College of Education Building	566.70	70,711.92			71,278.62	70,138.46	1,140.16
3015	Grand Junction Mental Defectives Building.....	6,309.07	28,505.73			34,814.80	32,091.59	2,723.21
3016	Ridge Mental Defectives Building	11,956.33	28,505.73			40,462.06	36,226.21	4,235.85
3017	Dependent Children's Home Building	15,603.10	7,689.91			23,293.01	18,067.28	5,225.73
3018	Boys' Industrial School Building	5,581.67	19,092.28	29,141.07		53,815.02	26,268.13	27,546.89
3019	Girls' Industrial School Building	10.77	7,955.04	9.96		7,954.23	4,038.15	3,916.08
3020	Industrial Workshop for the Blind Building.....	1,844.25	8,813.84			10,658.09	10,358.81	299.28

3021 School of Mines Building

4,500.82

50,514.26

55,015.08

55,015.08

55,015.08

55,015.08

55,015.08

55,015.08

3021	School of Mines Building.....	4,500.83	70,711.91	75,212.74	75,666.12	453.38
3022	State Fair Building Indebtedness	1,738.30	23,427.85	25,166.15	22,778.75	2,387.40
	Sub-totals	\$27,576,025.16	\$65,680,414.43	\$32,924,638.75	\$39,464,624.97	\$86,716,453.37	\$58,706,865.90	\$28,009,587.47
	General Revenue:							
	1934 and prior.....	\$ 1,807.31		\$ 1,807.31				
	1935	1,208.33		1,208.33				
	1936	2,499.85		2,499.85				
	1937	5,107.38		4,945.56	\$ 161.82	\$ 161.82		
	1938	\$ 3,486.80	\$ 6,519.06	\$ 10,461.05	5,427.19	15,039.72	15,039.72	
	1939	434,075.09	161,531.52	2,122.31	110,086.18	487,642.74	487,642.74	
	1940		410,704.75	6,689,741.44	36,364.16	7,064,082.03	5,837,495.48	\$ 1,226,586.55
	Sub-totals	\$ 437,561.89	\$ 589,378.20	\$ 6,702,324.80	\$ 162,338.58	\$ 7,566,926.31	\$ 6,340,339.76	\$ 1,226,586.55
	Capitol Building.....	27,412.38	201,070.71	228,483.09	169,947.09	58,536.00
	*Grand totals.....	\$28,040,999.43	\$66,470,863.34	\$39,626,963.55	\$39,626,963.55	\$94,511,862.77	\$65,217,152.75	\$29,294,710.02
	Deduct Public School Income Reserve for Revolving Fund							50,000.00
	Deduct transfer from General Revenue to State Coal Mining Inspection.....							755.56
	State Treasurer's Balance.....							\$29,243,954.46

*Policemen's Pension Fund apportionment is \$304.25 in excess of disbursements shown here due to cancellation of warrant No. F81404 issued July 27, 1939.

*Firemen's Pension Fund apportionment is \$132.07 in excess of disbursements shown here due to cancellation of warrants issued in prior years.

Firemen's Pension Fund disbursements shown here include apportionments for the year 1939 of \$125,515.13 and for the year 1940 of \$129,752.63.

Cash balances shown for this year were corrected as of June 30, 1941, but were not corrected by the State Treasurer's office until after July 1, 1941, which accounts for the differences between balances in some funds on those dates.

STATEMENT OF RECEIPTS, EXPENDITURES AND BALANCES

July 1, 1941 to June 30, 1942

Account Number	Fund	Balance July 1, 1941	Receipts	Transfer Credits	Transfer Debits	Expenditures	Balance June 30, 1942	Treasurer's Cash Balance June 30, 1942
2104	Military Fund.....	27,703.96	\$ 4,964.91	\$ 87,002.76		\$ 79,020.21	\$ 40,651.42	\$ 48,135.25
2107	State Highway Fund.....	1,303,389.32	46,372.35	7,401,478.44	\$ 6,971,005.00		1,780,235.11	1,748,924.13
2108	State Highway Anticipation.....	161,117.84	1,475.25	1,967,691.25		1,966,038.75	164,245.59	164,314.34
2109	State Highway Special.....	491,989.58		250,599.00		165,121.48	577,467.10	578,575.21
2111	State Highway Supplementary.....	1,378,681.93	2,291,678.39	5,044,295.30	977.71	7,931,823.11	781,854.80	1,257,057.42
2114	State Planning Commission.....	684.44		1,000.00		1,487.17	197.27	199.97
2115	Land Commissioners' Cash.....	2,405.04	8,798.28		20.63	9,210.00	1,972.69	2,596.93
2116	Mineral Land Expense.....	1,277.92	5,050.41			4,695.24	1,633.09	1,914.52
2117	Farm Loan Interest.....		24,093.84					
2118	Internal Improvement Permanent.....	26.64	30,963.26		24,093.84			
2119	Internal Improvement Income.....	65.25	12,494.09		30,900.00	37.35	52.55	107.36
2121	Penitentiary Land Permanent.....	3,754.68			12,500.00		59.34	20.73
2122	Penitentiary Land Income.....	2,358.02	1,235.48				4,990.16	4,990.16
2123	Penitentiary Land Purchase.....	11,672.52	1,349.41				3,707.43	3,707.43
2124	General Land Permanent.....	10,036.82	4,563.86		11,672.52			
2125	General Land Income.....	43,301.45	9,068.51				14,600.68	14,600.68
2126	Public Building Permanent.....	2,781.86	41.50				52,366.51	52,366.51
2127	Public Building Income.....	3,761.92	531.40				2,823.36	2,823.36
2128	Public School Permanent.....	11,747,506.03	140,415.29	26,455.75		1,123.97	2,823.36	2,823.36
2129	Public School Income.....	404,247.02	877,084.58	24,093.84	4.11	892,552.51	4,293.32	4,293.32
2131	Saline Land Permanent.....	1,299.40					11,913,253.10	11,975,997.38
2132	Saline Land Income.....	1,493.50	1,181.85				412,868.82	414,979.32
2133	School Fund Reimbursement.....	6,992.60		23.16			1,299.40	1,299.40
2134	Agricultural College Land Permanent.....	508,261.61	5,027.28		7,015.76		2,675.35	2,675.35
2135	Agricultural College Land Income.....	10,202.70	26,749.82	.25		897.97	512,390.92	512,390.92
2136	Fort Lewis School Endowment.....	11,212.50				23,001.98	13,350.79	13,350.79
2137	Fort Lewis School Endowment Income.....	783.10	256.25				11,212.50	11,212.50
2138	University Land Permanent.....	44,648.99	48,888.47			836.17	203.18	209.38
2139	University Land Income.....		5,147.72			560.00	92,977.46	92,977.46
2140	Forest Reserve.....		93,006.69			17.69	5,130.03	5,130.03
2145	Game Cash—Sale of Hides.....		215,680.56	30,000.00	30,000.00	93,006.69		
2146	Game Cash Fund.....	401,519.51	539,116.77	39,639.40	33,600.00	190,929.56	24,751.00	54,933.01
2147	Fishing Easement Fund.....	19,870.00				554,489.55	392,186.13	411,240.12
2148	Metal Mining Fund.....	10,532.58		47,633.25			19,870.00	19,870.00
2151	Brand Inspection.....	44,835.44	45,601.15			21,657.07	36,508.76	37,717.16
2152	Stock Inspection.....	11,837.06		41,425.75		1,160.00	60,688.40	28,588.19
2153	Stock Inspection — Sales Ring License.....	500.77	1,250.00			39,075.49	14,187.32	16,691.55
2154	Predatory Animal Control.....	18,837.71	8,048.87	35,225.07		40.00	862.06	929.36
2155	Rodent Pest Control.....	1,402.65	33,469.89			32,960.09	29,151.56	30,457.54
2161	Bureau of Plant and Insect Control—Inspection Fees.....	859.58	2,860.96			29,873.57	4,998.97	9,026.98
2162	Fruit and Vegetable Inspection.....	11,607.51	136,513.39		200.00	1,451.86	2,268.68	2,244.48
2164	Federal-State Turkey Inspection.....	.75	1,502.00			125,744.76	22,176.14	25,269.71
						1,488.50	14.25	113.25

2165	Poultry and Egg Inspection.....	12,245.81	27,122.15	1,632.00	26,109.31	11,626.65	12,223.33
2166	Produce Dealers.....	22,344.95	42,287.00	1,232.00	23,720.81	28,779.60	13,363.54	14,581.67
2167	Feed Control.....	1,383.17	15,828.01	3,600.00	600.00	15,765.55	4,445.63	4,847.23
2168	State Hail Insurance.....	39,249.22	12,959.31	31,516.08	56,785.48	26,939.13	28,731.29
2169	Oleomargarine Tax.....	800.00	750.00	50.00	50.00
2171	State Fair Tax.....	14,267.55	46,400.00	37,286.88	73,957.63	23,996.80	24,669.25
2172	Director of Agriculture — Inspection Fee Fund.....	1,752.49	2,548.59	1,940.39	758.62	1,602.07	1,711.90
2173	Director of Markets—Marketing Agreement	1,287.42	445.73	1,643.58	89.57	89.57
2181	Old Age Pensions.....	983,487.72	8,789,526.65	9,492,920.89	472,416.71	17,392,895.72	1,400,622.83	1,538,857.56
2182	State Public Welfare Fund.....	1,452.92	1,646,225.94	1,647,678.86	326,999.07
2183	Public Welfare Administration.....	234,590.14	537,910.39	564,768.88	4,984.50	997,064.61	335,220.30	115,195.27
2184	Emergency and Contingent.....	78,529.18	846.65	301,170.84	15,000.00	303,001.55	62,545.12	O.D. 922.00
2185	Aid to the Blind.....	1,333.59	123,090.35	77,500.00	197,901.78	4,023.16	3,266.30
2186	Aid to Dependent Children.....	1,133.64	1,129,456.93	600,000.00	1,689,923.63	40,666.94	42,996.07
2187	Child Welfare Services—State.....	4,408.48	496.56	27,678.21	25,160.11	7,423.14	3,065.95
2188	Child Welfare Services—Federal.....	1,782.75	21,084.02	18,513.62	4,353.15	5,522.05
2189	Tuberculosis Amendment.....	6,695.96	91,200.00	83,640.78	14,255.18	7,660.22
2190	Emergency Relief Administration Special	3,169.88	3,169.88	3,301.68
2191	Industrial Workshop for the Blind	220.78	69,172.23	59,917.79	9,475.22	12,190.84
2192	Industrial Workshop — Government Grant	232.67	224.13	8.54	8.54
2193	State Home.....	2,633.05	743.95	1,338.00	2,039.00	2,039.00
2195	Soldiers' and Sailors' Home.....	1,571.27	27,002.67	24,556.90	4,017.04	9,016.02
2196	Home for Mental Defectives—Grand Junction.....	9,341.74	2,881.66	12,223.40	12,223.40
2197	Home for Mental Defectives—Grand Junction—Govt. Grant	8,080.81	8,080.81	8,080.81
2198	Home for Mental Defectives—Kidge	938.06	2,545.40	1,291.44	2,192.02	2,192.02
2201	Boys' Industrial School.....	261.28	7,105.61	5,075.71	2,291.18	3,326.13
2203	Girls' Industrial School.....	15,258.02	24,940.06	28,771.34	11,426.74	14,317.41
2205	Blind Commission Special.....	1,385.08	1,385.08	1,385.08
2211	State Compensation Insurance.....	4,609,164.00	1,632,294.12	250,000.00	1,730,208.54	4,761,249.58	4,776,444.73
2212	State Compensation Insurance Interest	76,034.81	182,355.63	250,000.00	8,390.44	8,438.44
2213	Federal Public Employment Office	818.61	13,026.64	12,700.00	1,145.25	1,145.25
2214	Unemployment Compensation Administration	29,842.00	319,585.27	337,610.76	11,816.51	23,170.83
2215	Unemployment Compensation Clearing	22,517.58	5,248,850.79	20.63	5,270,524.66	864.34	10,965.20
2216	Unemployment Compensation Benefit	1,293,000.00	1,293,000.00	20,000.00
2217	Private Theatrical Employment Agencies	61.60	200.00	170.00	91.60	91.60
2218	Safety and Accident Prevention.....	15,736.24	10,250.21	5,486.03	7,988.53
2221	State Restaurant Inspection.....	9,950.56	24,695.00	2,646.50	19,158.00	12,841.06	14,072.33
2222	Public Health Work.....	17,014.99	116,720.00	38.11	121,340.75	12,432.35	17,375.12
2223	Maternal and Child Health Service	49,224.39	76,041.46	2.85	79,089.55	46,179.15	42,929.67
2224	Services for Crippled Children.....	15,047.68	54,628.19	59,819.93	9,855.94	11,573.95
2225	Venereal Disease Control.....	7,374.81	53,400.00	52.96	50,169.93	10,551.92	12,480.50
2226	Bedding Act.....	169.03	10,407.72	3,959.30	6,617.45	6,689.20

STATEMENT OF RECEIPTS, EXPENDITURES AND BALANCES—Continued

July 1, 1941 to June 30, 1942

Account Number	Fund	Balance July 1, 1941	Receipts	Transfer Credits	Transfer Debits	Expenditures	Balance June 30, 1942	Treasurer's Cash Balance June 30, 1942
2227	Barber and Cosmetologists In- spection Div.....							
2228	Public Health Certification Fees.....		\$ 15,368.75	\$ 1,150.00		\$ 645.25	\$ 504.75	\$ 404.85
2229	Live Stock Water Tank Fund.....		1,421.00	1,290.75		947.10	15,712.40	16,030.40
2231	Public Utilities Commission, H.B. No. 173.....	\$ 17,410.69	118,303.80	7,500.00	\$ 89,926.08	417.77	1,003.23	1,003.23
2232	Public Utilities Commission, S.B. No. 296.....	98,528.36	446,625.37	25,780.33	269,184.17	30,534.21	22,754.20	22,764.20
2233	Public Utilities Commission, H.B. No. 430.....	62,854.08	364,872.74	18,895.15	201,455.40	145,861.40	118,930.42	115,298.97
2234	Public Utilities Commission Special.....	7,724.83		149,144.56	66,938.43	79,347.35	10,583.61	12,890.60
2235	Public Utilities Commission Sus- pense.....	160,820.35	18,435.72	991.63		13,406.44	166,841.26	167,054.00
2236	Insurance Department.....	1,252.62	942,398.36		942,217.95	736.92	696.11	O.D. 125.59
2241	Department of Mutual Associa- tions.....	2,384.03						
2237	Civil Service Commission.....	328.51			2,384.03			
2238	State Inspector of Oils.....				116.71	211.80		2.00
2239	State Coal Mine Inspection.....	12,816.42	40,992.69	30,014.61		30,014.61		1,071.82
2301	Department of Revenue Adminis- tration.....		23,451.23	1,210,777.35	65,843.96	847,499.87	320,884.75	384,840.38
2302	Store License Fund.....		153,940.70	3,465.76	157,117.21	286.75	2.50	21.00
2303	Sales Tax Fund.....		8,501,923.41	1,212.40	8,499,223.48	3,912.33		31.10
2304	Sales Tax Token Redemptions.....	12,333.83	27,791.00					17,985.33
2305	Use Tax Fund.....		411,889.36	1.50	411,218.74	672.12	17,690.33	O.D. 116.00
2306	Service Tax Fund.....		1,368,479.81	510.74	1,368,835.07	155.48		5.22
2307	Income Tax Fund.....		4,324,240.05	590.20	4,323,115.86		1,714.39	1,714.39
2308	Income Tax Refund Account.....	50,000.00		216,155.79	212,901.38	3,254.41	50,000.00	50,003.79
2309	Income Tax Reserve for County Schools.....	731,855.71		1,465,428.47		1,068,212.04	1,129,072.14	1,129,072.14
2311	Income Tax Reserve for General Fund.....	149,861.46		2,724,837.14	2,651,778.25		222,920.35	222,920.35
2312	Excise Tax Commissioner.....	995.95					995.95	995.95
2313	Motor Fuel Tax.....	211,215.76	9,911,428.53		6,279,568.00	3,635,513.44	207,562.85	264,031.09
2314	Liquor License Fund.....		2,740,204.50	29.05	2,645,188.61	95,044.94		21.25
2315	Motor Vehicle License 1941.....	23,116.95	247,130.70	42,933.49	163,034.44	146,111.67	4,035.03	3,829.67
2316	Motor Vehicle License 1942.....		2,204,626.51		1,155,884.89	1,016,570.82	32,170.80	41,101.83
2317	Specific Ownership Tax—A.....	8,389.90	64,531.47		2,338.00	68,017.04	2,566.33	2,566.33
2318	Specific Ownership Tax—B.....		33,715.83	135,659.08	169,134.91		240.00	240.00
2319	Motor Vehicle Emergency.....	31,665.78		28.38	31,142.06	552.10		20.00
2321	Motor Vehicle Expense.....	45,059.90			44,891.01	168.89		O.D. 51.73
2322	Auto Title.....	12,789.42	45,551.05	27.00	58,336.37	31.10		
2323	Operators' and Chauffeurs.....	50,056.69	108,342.50		155,584.14	2,815.05		7,998.30
2324	Motor Vehicle Penalty Assessments	6,138.00	23,133.93		12,168.94	10,706.88	6,396.11	6,396.11
2325	Cafeteria Court.....	6,692.30	289.00	289.00	7,234.90	35.40		

2326	Sales and Service Tax Expense..	116,421.53			103,021.26	4,323.32	9,076.95	9,008.38
2327	Ad Valorem Liquor Tax.....	3,979.15	446.90	5,208.36			9,634.41	9,634.41
2328	Motor Vehicle License 1940.....	287.45					287.45	287.45
2332	Advertising Campaign.....		1,425.00	345.00		1,295.29	474.71	474.71
2333	Income Tax Non-Resident License		270.00	25.00			295.00	295.00
2759	Department of Revenue Clearing Account		40,792.75		1,689.80		39,102.95	39,102.95
2401	Inheritance Tax Fund.....		820,296.86	1,498.77	809,748.46	11,521.95	525.22	729.34
2402	Gift Tax Fund.....		279,911.44		279,474.38		437.06	437.06
2501	Public School Course of Study...	230.79				186.76	44.03	58.50
2505	Superintendent of Public Instruc- tion Certification Fund.....	4,773.39	8,376.72	742.98	1,725.65	5,318.96	6,848.48	7,153.58
2509	State Historical Society.....	6,181.27	1,253.01			4,842.86	2,591.42	2,594.30
2512	State Vocational Education—Cash	345.63	2,374.09		1,758.04	764.31	197.37	352.92
2514	Federal Vocational Education Re- habilitation	1,541.42	15,401.53			15,744.80	1,198.15	1,919.98
2515	Federal Vocational Education Re- habilitation Cash.....	20.00	13.55			26.00	7.55	7.55
2516	Federal Vocational Education Smith-Hughes	56,536.56	61,925.84			61,871.34	56,591.06	57,635.17
2517	Federal Vocational Education George-Dean	106,047.13	119,087.00			126,574.76	98,559.37	99,791.73
2518	Federal Vocational Education De- fense Workers.....	206,496.78	1,260,355.81	1,758.04		1,086,559.01	382,051.62	560,660.15
2601	Foreign and Domestic Corporation Tax		103,584.51		102,728.92		855.59	855.59
2602	Collection Agency Board.....	510.40	1,742.00		174.20	1,410.10	668.10	668.10
2603	Board of Chiropractic Examiners..	492.73	2,992.20		719.22	2,987.14	221.43	305.42
2604	Board of Accountancy Examiners	2,302.37	2,915.00	770.23	2,176.14	2,529.03	1,282.43	1,321.43
2605	Board of Basic Science Examiners	33.85	2,915.00		294.00	1,050.42	1,604.43	1,780.53
2606	Supervisor of Registrations.....			3,600.00		1,800.00	1,800.00	1,811.50
2607	Abstracters Board of Examiners..		1,150.00		287.50	853.54	8.96	75.16
2608	Board of Architect Examiners.....	395.57	1,155.00		115.50	827.36	607.71	622.11
2609	Board of Barber Examiners.....	3,080.65	13,624.00		2,103.91	9,648.39	4,952.35	5,567.98
2611	Board of Cosmetology.....	45,851.14	23,834.21		4,937.51	20,958.33	43,789.51	44,182.14
2612	Board of Dental Examiners.....	984.66	2,641.00		504.10	1,959.03	1,162.53	1,187.53
2613	Board of Funeral Directors and Embalmers	1,143.00	4,599.36	625.00	1,259.94	3,356.21	1,751.21	2,391.63
2614	Board of Examiners for Engineers and Land Surveyors.....	4,020.94	3,530.00		1,133.00	2,923.63	3,494.31	3,864.98
2615	Board of Medical Examiners.....	36.75	3,435.00	9,814.23		628.50	3,831.49	4,703.36
2616	Board of Medical Registrations...	3,245.23	7,637.00			8,825.99	324.90	305.66
2617	Board of Nurse Examiners.....	4,663.32	12,945.50	2,048.85	3,642.41	11,122.12	4,893.14	5,658.60
2618	Board of Optometric Examiners..	.32	1,505.00			1,217.36	137.46	137.46
2619	Board of Pharmacy Examiners..	8,158.76	14,061.00		1,730.80	13,915.90	6,573.06	7,048.49
2621	Board of Shorthand Reporters...		133.00			5.80	127.20	127.20
2625	State Boxing Commission.....	4,092.01	4,054.51		254.80	4,801.45	3,090.27	3,322.35
2626	Real Estate Brokers' Board.....	7,616.40	14,224.00	6.00	4,158.26	10,028.68	7,659.46	8,720.53
2628	Liquor Permit and License Ex- pense	30,436.74	670.94	131,992.46	26,974.45	86,567.36	49,558.33	52,891.51
2701	Supreme Court Library.....	4,725.72	4,575.00	145.00		4,265.32	5,180.40	5,726.60
2722	Tax Apportionment Clearing Ac- count		5,505,953.65		5,505,953.65			
2723	Surplus			1,263,728.44	1,263,728.44			

STATEMENT OF RECEIPTS, EXPENDITURES AND BALANCES—Continued

July 1, 1941 to June 30, 1942

Account Number	Fund	Balance July 1, 1941	Receipts	Transfer Credits	Transfer Debits	Expenditures	Balance June 30, 1942	Treasurer's Cash Balance June 30, 1942
2725	Annotated Statutes Reimbursement	\$ 891.25	\$ 251.00		\$ 1,142.25			
2727	Firemen's Pension			\$ 133,465.78			\$ 133,465.78	\$ 133,510.22
2728	Policemen's Pension	221,981.87	1,429.75	245,944.44		\$ 221,981.87	247,374.19	247,374.19
2729	Grazing Act		34,537.48			34,537.48		
2732	Defense Insurrection Bonds, 1909	52.86					52.86	52.86
2733	Defense Insurrection Bonds, 1914	4.95					4.95	4.95
2734	National Defense Bonds, 1917	339.99					339.99	346.45
2735	Exchange Funding Bonds, 1910	485.72					485.72	485.72
2736	Escheats	287,194.11	22,174.78		19,439.99	11,838.12	278,090.78	278,090.78
2739	Interest Fund — Funding Bonds 1910	12,289.54		27,856.23		27,487.50	12,658.27	12,658.27
2743	Interest Fund—Insurrection Ref. Bonds, 1935	3,948.07		1,825.47		2,240.00	3,533.54	3,533.54
2744	Interest Fund — Highway Ref. Bonds, 1935	33,341.57		19,237.70		29,650.00	22,929.27	23,789.27
2745	Interest on Delinquent Taxes			50,811.44	50,811.44			
2747	Sinking Fund — Funding Bonds 1910	7,946.17		58,717.82		65,000.00	1,663.99	1,663.99
2751	Sinking Fund — Highway Ref. Bonds 1935	58,165.04		281,154.35		246,000.00	93,319.39	93,319.39
2752	Sinking Fund—Insurrection Bonds 1935	12,185.66		83,004.22		73,000.00	22,189.88	22,189.88
2753	Partition in Realty	2,511.63					2,511.63	2,511.63
2754	Scalp Bounty	243.57					243.57	250.77
2755	U. S. Mineral Leasing Act	1,371.48	54,679.93				56,051.41	56,051.41
2756	State Employees' Retirement	1,104,973.21	388,962.46	50,811.44		275,376.57	1,269,370.54	1,275,099.55
2757	State Employees' Retirement Interest		26,741.83			58.01	26,683.82	26,683.82
2758	Bond and Coupon Account	108,625.50	2,409,738.75		1,336.50	2,507,610.50	9,417.25	9,417.25
2861	Penitentiary Canning Plant	19,080.61	25,000.00		18,418.57	25,662.04		
2862	Penitentiary Convict Labor	5,879.77	149,868.23	153,401.60		134,175.48	174,974.12	175,352.52
2863	Penitentiary Industrial	96,873.29	40,413.64	11,672.52	64,029.03	84,930.42		
2864	Colorado State Reformatory	20,466.89	12,980.13			2,718.68	30,728.34	30,728.34
2865	State Hospital Tax	116,703.75	81,812.43	333,369.80		429,632.19	102,253.79	107,252.99
2971	University Tax			646,169.57		646,169.57		71,169.57
2972	University Medical and Nurses Training School			124,289.62		124,289.62		7,452.82
2973	State College of Agriculture Tax	60,035.06	200.00	323,675.14		311,331.75	72,578.45	109,897.51
2974	State College of Agriculture Annuity Permanent	30,000.00					30,000.00	30,000.00
2975	State College of Agriculture Annuity Income	467.97	600.00	600.00		1,374.69	293.28	293.28
2976	State College of Agriculture Cash	59,617.07	302,862.04			282,179.43	80,299.68	90,139.69
2977	State College of Agriculture Experiment Station	26,048.46		89,128.17		78,547.62	36,629.01	38,210.18

2978	Fort Lewis School Cash.....	7,397.14	62,008.26	63,836.01	5,569.39	7,779.30
2979	Fort Lewis School Tax.....	16,783.66	61,138.07	61,960.73	15,961.00	17,062.10
2981	School of Mines Cash.....	7,121.18	141,062.08	138,646.25	9,537.01	9,537.01
2982	School of Mines Tax.....	23,319.61	197,844.30	193,540.63	27,623.22	52,964.14
2983	School of Mines Experiment Station	4,904.99	20,085.25	16,923.53	8,066.71	9,463.03
2985	School of Mines Government Grant	152.77	152.77
2986	State College of Education Tax..	17,607.68	323,675.14	324,942.22	16,340.60	57,388.23
2987	State College of Education Cash..	4,328.16	199,373.45	171,830.80	31,870.81	30,693.95
2988	Western State College.....	20,412.55	31,373.56	124,836.55	139,480.61	37,142.05	42,608.90
2989	Adams State Teachers College Cash	2,010.94	14,091.49	14,779.64	1,322.79	2,094.25
2991	Adams State Teachers College Tax	10,503.38	62,144.93	54,208.24	18,440.07	21,606.11
2992	Mute and Blind.....	101,689.85	15,104.27	124,278.93	172,557.03	68,516.02	67,115.91
2993	Mute and Blind Library.....	2,046.10	681.67	686.60	2,041.17	2,152.22
2995	Mute and Blind Building.....	50,000.00	46,817.76	3,182.24	7,555.07
Sub Totals.....		\$27,827,211.24	\$69,052,913.00	\$39,179,883.75	\$47,818,953.99	\$58,227,382.57	\$30,013,671.43

3001	Fort Lewis School—Building....\$	1,831.07	\$ 19,675.52	\$ 19,097.41	\$ 2,409.18
3002	Capitol Building Annex—Building	1,925.00	184,458.30	162,584.90	23,798.40
3003	Military—Building	70.16	\$ 258.78	8,263.71	8,425.04	167.61
3004	University—Building	26,184.10	157,408.54	176,375.30	7,217.34
3005	Western State College—Building..	5,903.56	39,351.08	34,017.85	11,236.79
3006	Colorado State Reformatory—Building	3,768.61	36,891.65	37,990.33	2,669.93
3007	State Fair Commission—Building	1,011.81	127.00	39,060.06	40,009.08	189.79
3008	State Penitentiary—Building.....	127.05	O.D.	152,879.05	151,495.23	1,256.77
3009	Adams State Teachers College—Building	9,856.91	39,351.08	49,167.43	40.56
3010	Colorado General Hospital—Building	3,545.87	30,989.01	26,030.22	8,504.66
3011	Colorado Psychopathic Hospital—Building	5,062.32	18,445.87	12,835.62	10,672.57
3012	Colorado State Hospital—Building	24,487.16	378,656.00	292,618.84	110,524.32
3013	State College of Agriculture—Building	1,298.94	78,702.24	54,592.90	25,408.28
3014	State College of Education—Building	1,140.16	78,702.24	42,887.57	36,954.83
3015	Home for Mental Defectives—Grand Junction—Building....	2,723.21	31,726.84	29,445.68	5,004.37
3016	Home for Mental Defectives—Ridge—Building	4,235.85	93.00	31,726.84	35,015.93	1,039.76
3017	State Home—Building.....	5,225.73	20,587.07	15,158.15	10,654.65
3018	Industrial School for Boys—Building	27,546.89	9,221.35	12,045.17	24,723.07
3019	Industrial School for Girls—Building	3,916.08	8,854.03	9,666.18	3,103.93
3020	Industrial Workshop for the Blind—Building	299.28	1.18	9,591.82	9,687.61	204.67
3021	School of Mines—Building.....	453.38	O.D.	78,702.25	32,048.11	46,200.76
3022	State Fair Indebtedness—Building	2,168.39	3,406.69	\$ 5,575.08
Sub Totals.....		\$27,958,831.91	\$69,053,392.96	\$40,636,534.99	\$47,824,529.07	\$59,478,577.12	\$30,345,653.67

STATEMENT OF RECEIPTS, EXPENDITURES AND BALANCES—Continued

July 1, 1941 to June 30, 1942

Account Number	Fund	Balance July 1, 1941	Receipts	Transfer Credits	Transfer Debits	Expenditures	Balance June 30, 1942	Treasurer's Cash Balance June 30, 1942
2328	Motor Vehicle License, 1938.....	\$ 5.10
2339	Motor Vehicle License, 1939.....	6.06
2760	Highway Bonds, 1921.....	2.50
	Capitol Building Fund.....	\$ 58,536.00	\$ 53,688.33	\$ 4,826.41	\$ 21.26	21.26
	General Revenue 1935.....	\$ 1,542.92	1,542.92
	General Revenue 1936.....	2,562.07	2,562.07
	General Revenue 1937.....	3,583.15	3,583.15
	General Revenue 1938.....	2,968.11	2,964.11	4.00
	General Revenue 1939.....	13,026.19	13,026.19
	General Revenue 1940.....	1,226,586.55	292,665.34	1,241,395.23	240,335.98	37,520.68	37,520.68
	General Revenue 1941.....	\$ 139,235.04	8,298,895.53	108,487.23	6,017,955.05	2,311,688.29	2,311,688.29
	Grand Totals.....	<u>\$29,243,954.46</u>	<u>\$69,192,628.00</u>	<u>\$49,251,778.30</u>	<u>\$49,251,778.30</u>	<u>\$65,741,698.56</u>	<u>\$32,694,883.90</u>	<u>\$34,100,623.03</u>

GENERAL REVENUE APPROPRIATIONS

July 1, 1940 to June 30, 1941

Account Number	Fund	Appropriation July 1, 1940	Transfers from 1939-1940	Transfers and Increases	Transfers from	Appropriation June 30, 1941	Disbursements	Balance June 30, 1941
Legislature:								
1003	Salaries and Expense.....			\$ 135,000.00		\$ 135,000.00	\$ 107,157.55	\$ 27,842.45
1003.1	Printing			35,000.00		35,000.00	33,598.45	1,401.55
1003.2	Supplies and Expense.....			11,000.00		11,000.00	7,526.27	3,473.73
1003.3	Printing House and Senate Journals			5,000.00		5,000.00	5,000.00	
1003.4	Printing Session Laws.....			4,000.00		4,000.00	4,000.00	
1003.5	Checking and Compiling.....			1,200.00		1,200.00	1,200.00	
1003.6	Opening Session.....			65.00		65.00	30.00	35.00
1003.7	Inaugural			225.00		225.00	140.00	85.00
	Total Legislative Expense..			\$ 191,490.00		\$ 191,490.00	\$ 158,652.27	\$ 32,837.73
1101	Governor	\$ 15,720.00	\$ 5,051.85	\$ 4,300.00		\$ 25,071.85	\$ 24,520.52	\$ 551.33
1103	Superintendent of Public Buildings—Transfer		25,000.00			25,000.00		25,000.00
1104	Superintendent of Public Buildings—Telephone	19,200.00	*1,159.93			20,359.93	19,005.87	1,354.06
1107	Board of Land Commissioners..	55,201.00				55,201.00	54,789.64	411.36
1108	Forestry Board.....	1,150.00				1,150.00	1,145.02	4.98
1110	Bureau of Mines.....	24,625.00	10.30			24,635.30	24,600.21	35.09
1112	Geological Survey.....	12,500.00	1,538.52			14,038.52	14,005.10	33.42
1113	Mineral Resources Board.....	2,500.00	1,011.67			3,511.67	3,430.50	81.17
1115	Director of Agriculture.....	4,405.00				4,405.00	4,297.95	107.05
1116	Director of Markets.....	7,875.00				7,875.00	7,632.61	242.39
1117	Bureau of Plant and Insect Control	16,520.00				16,520.00	16,201.78	318.22
1119	State Horticulturist.....	6,500.00				6,500.00	6,433.40	66.60
1120	Dairy Commissioner.....	12,200.00				12,200.00	12,196.76	3.24
1131	State Penitentiary.....	445,000.00	99.72			445,099.72	445,099.63	.09
1133	State Reformatory.....	76,000.00	6,125.22	9,999.78		92,125.00	92,124.51	.49
1135	State Hospital.....	725,000.00	146.30			725,146.30	725,146.30	
1137	State Home for Dependent and Neglected Children.....	104,000.00	255.40	3,969.84		108,225.24	107,889.79	335.45
1138	Soldiers' and Sailors' Home.....	50,000.00	2,408.44			52,408.44	52,408.44	
1139	Grand Junction Mental Defectives	132,500.00	32,634.90			165,134.90	126,881.12	38,253.78
1140	Ridge Mental Defectives.....	75,000.00	1,001.65	15,000.00	\$ *1,903.29	89,098.36	89,098.10	.26
1140.1	Ridge Mental Defectives Landscaping		2,325.00			2,325.00	2,325.00	
1141	Boys' Industrial School.....	115,000.00	1,525.62			116,525.62	116,438.22	87.40
1142	Girls' Industrial School.....	39,000.00	433.68			39,433.68	39,433.68	
1143	Blind Commission.....	15,434.00	752.73	7,005.04		23,191.77	23,097.94	93.83

GENERAL REVENUE APPROPRIATIONS—Continued

July 1, 1940 to June 30, 1941

Account Number	Fund	Appropriation July 1, 1940	Transfers from 1939-1940	Transfers and Increases	Transfers from	Appropriation June 30, 1941	Disbursements	Balance June 30, 1941
1145	Bureau of Child and Animal Protection	\$ 1,500.00				\$ 1,500.00	\$ 1,500.00	
1151	Industrial Commission	86,972.00				86,972.00	85,905.81	\$ 1,066.19
1156	State Employment Service	26,000.00	\$ 6.97			26,006.97	26,000.00	6.97
1157	Workmen's Compensation Premium	12,500.00				12,500.00	12,500.00	
1160	Division of Public Health	37,660.00				37,660.00	37,029.88	630.12
1166	Public Health Service	15,000.00	154.41			15,154.41	15,147.86	6.55
1167	Public Health — Maternal and Child Health	17,500.00	164.37	\$ 73.01		17,737.38	17,737.38	
1168	Public Health — Crippled Children	45,000.00	166.52		\$ 66.88	45,099.64	45,099.64	
1169	Public Health — Venereal Disease Control	6,000.00	361.35		6.13	6,355.22	6,327.17	28.05
1172	Division of Water Resources	68,740.00		951.00		69,691.00	69,060.34	630.66
1173	Civil Service Commission	20,820.00				20,820.00	20,770.60	49.40
1177	Predatory Animal	7,500.00	310.00			7,810.00	7,488.75	321.25
1178	Control of Animal Tuberculosis	2,000.00	85.59	2,250.00		4,335.59	4,165.81	169.78
1179	Rodent Pest Control	2,500.00	13.10			2,513.10	2,510.85	2.25
1184	State Planning Commission	19,060.00				19,060.00	19,043.34	16.66
1190	Special State Relief	1,653,369.21	422.10	225,000.00		1,878,791.31	1,878,791.31	
1190.1	Tuberculosis Amendment	50,000.00				50,000.00	50,000.00	
1191	Water Conservation	75,090.00				75,090.00	74,031.10	1,058.90
1301	Treasurer's Office	65,450.00				65,450.00	65,198.06	251.94
1301.1	Treasurer's License Inspection	12,000.00				12,000.00	8,026.86	3,973.14
1302	Colorado Tax Commission	25,660.00				25,660.00	24,979.14	680.86
1303	Motor Vehicle Ownership Tax "A"	3,600.00				3,600.00	3,591.73	8.27
1306	Income Tax Administration	100,850.00	8,326.62			109,176.62	104,296.25	4,880.37
1401	Auditor's Office	28,380.00	1,331.07	1,047.97		30,759.04	30,751.46	7.58
1402	Public Examiner	9,900.00				9,900.00	9,898.72	1.28
1403	Division of Accounts and Control	14,740.00				14,740.00	14,740.00	
1501	Division of Legal Affairs	53,050.00				53,050.00	50,015.96	3,034.04
1502	Interstate Crime Compact		424.20		250.00	174.20		174.20
1503	Division of Securities	6,808.00				6,808.00	6,584.82	223.18
1504	Public Utilities Commission	37,120.00				37,120.00	36,298.89	821.11
1505	Legislative Reference	6,650.00				6,650.00	6,508.66	141.34
1508	Bank Commission	24,450.00		375.00		24,825.00	24,774.15	50.85
1509	Building and Loan Department	12,100.00				12,100.00	10,687.13	1,412.87
1510	Inheritance Tax	21,148.00				21,148.00	21,077.27	70.73
1511	Interstate Co-operative Commission		658.30	250.00		908.30	846.83	61.47
1512	Council of State Governments			350.00		350.00	350.00	
1601	Superintendent of Public Instruction	27,850.00				27,850.00	27,243.81	606.19
1602	State Historical Society	11,201.69				11,201.69	11,043.20	158.49
1603	State Library	6,620.00				6,620.00	6,257.93	362.07

1604	Bureau of Home and School Service	6,480.00				6,480.00	6,477.07	2.93
1606	State Board for Vocational Education	42,545.00				42,545.00	42,543.46	1.54
1607	Vocational Education Rehabilitation	13,000.00	125.00			13,125.00	13,125.00	
1701	Secretary of State	52,570.00				52,570.00	51,039.83	1,530.17
1801	Executive Council	4,030.00				4,030.00	3,934.30	95.70
1802	Division of Budgets	5,975.00				5,975.00	5,383.64	591.36
1804	Purchasing Agent	26,975.00				26,975.00	25,265.16	1,709.84
1805	Central Mailing and Multigraph	6,311.00				6,311.00	5,487.07	823.93
1901	Supreme Court	80,290.00				80,290.00	79,087.07	1,202.93
1902	District Court	141,200.00	9,008.77	2,376.30		152,585.07	149,096.82	3,488.25
1916	Board of Law Examiners	1,000.00				1,000.00	1,000.00	
1917	Supreme Court Pension	9,000.00		*12,000.00		21,000.00	20,250.00	750.00
11001	Emergency Fund		2,347.97					
11002	State Employees' Retirement	25,000.00				25,000.00	25,000.00	
11017	Platting Veterans' Graves		982.13				982.13	1.33
11100	Agricultural College	12,500.00	1,250.00			13,750.00	12,500.00	1,250.00
11100.1	Agricultural College Experimental Station	2,250.00	225.00					
11113						2,475.00	2,250.00	225.00
11101	Agricultural College Extension Service	85,000.00	1,056.97			86,056.97	86,056.97	
11102	Agricultural College Seed Certification	4,000.00				4,000.00	4,000.00	
11103	Agricultural College Pure Seed Laboratory	4,500.00	10.00			4,510.00	4,510.00	
11103.1	Stock Show Premiums	5,000.00				5,000.00	5,000.00	
11114								
11104	Adams State Teachers College	15,500.00	295.16			15,795.16	15,538.30	256.86
11105	University of Colorado	65,000.00				65,000.00	65,000.00	
11106	Colorado General Hospital	150,000.00		39,000.00		189,000.00	189,000.00	
11107	University Medical and Nurses' Training School	9,500.00				9,500.00	9,500.00	
11108	Colorado Psychopathic Hospital	95,000.00		12,000.00		107,000.00	107,000.00	
11109	Western State College	15,500.00	3,990.54	12,000.00		31,490.54	26,472.15	5,018.39
11110	School of Mines	7,500.00	2.23			7,502.23	7,500.00	2.23
11111	Fort Lewis School	6,000.00	2,100.00			8,100.00	8,100.00	
11115	Advertising and Publicity Bureau			12,505.81		12,505.81	12,505.81	
12001	Publishing Initiated and Referred Bills			18,392.00		18,392.00	17,698.12	693.88
12002	Summit and Grand Counties Insurrection			30,829.73		30,829.73	30,473.59	356.14
12003	Income Tax Deficiency			18,535.23		18,535.23	18,157.66	377.57
12004	Postal Telegraph Relief			3,001.46		3,001.46	3,001.46	
12006	State and National Defense			1,250.00		1,250.00	1,246.53	3.47
12007	Relief of Ernest Mattice			4,000.00		4,000.00	4,000.00	
12008	State Hospital—Water Rights			900.00		900.00	900.00	
12009	State Hospital—Flood Control			615.13		615.13	615.13	
12011	National Guard Hangar			42,700.00		42,700.00	42,700.00	
Totals		*\$5,461,744.90	\$ 115,299.30	\$ 672,167.30	\$ 4,574.27	\$ 6,244,637.23	\$ 6,105,531.01	\$ *139,106.22

See explanatory footnotes on next page.

*Total Appropriations July 1, 1940	\$ 5,461,744.90
Transfers from 1939-1940 Appropriations	115,299.30
	<u>\$ 5,577,044.20</u>
Less transfer from Capitol Building Fund to adjust disbursements for 1939-1940 (not shown in last report) ..	1,159.93
	<u>\$ 5,575,884.27</u>
Less transfer to Ridge Mental Defectives to adjust disbursements for 1939-1940 (included in last report) ..	1,903.29
	<u>\$ 5,573,980.98</u>
Add increase for Supreme Court Pensions (included in 1939-1940 report)	12,000.00
	<u>12,000.00</u>
Balance shown in last report as of June 30, 1940	\$ 5,585,980.98

*Balance June 30, 1941	\$ 139,106.22
Balances carried forward to 1941-1942:	
District Court	\$ 14.24
Western State College	5,018.39
Legislature	32,837.73
Inheritance Tax	18.00
	<u>37,888.36</u>
Actual amount reverted to General Revenue Fund	\$ 101,217.86

STATEMENT OF APPROPRIATIONS FROM THE GENERAL REVENUE FUND
July 1, 1941 to June 30, 1942

Account Number	Account	Appropriations July 1, 1941 to June 30, 1943	Appropriations July 1, 1941 to June 30, 1942	Transfers	Expenditures July 1, 1941 to June 30, 1942	Lapses of Appropriations	Balance Available July 1, 1942
1101	Office of Governor.....	\$ 53,565.61	\$ 25,483.27	\$ +1,000.00	\$ 25,996.67	\$ 486.60	\$ 28,082.34
1102	Division of Budgets.....	21,700.00	9,820.00		6,740.80	3,079.20	11,880.00
1103	State Purchasing Agent.....	37,853.00	18,954.00		15,572.32	3,381.18	18,899.00
1104	Central Mailing Department.....	4,872.00	2,676.00		2,501.48	174.52	2,196.00
1105	Central Multigraph Department.....	8,800.00	4,300.00		3,854.82	445.18	4,500.00
1106	Division of Public Buildings.....	392,535.00	199,775.00		172,988.05	26,786.95	192,760.00
1107	Division of Public Buildings Telephone Service.....	39,575.00	19,875.00		18,626.52	1,248.48	19,700.00
1108	State and National Defense.....	15,000.00	7,500.00		7,500.00		7,500.00
1111	State Planning Commission.....	40,442.00	19,171.00		18,078.61	1,092.39	21,271.00
1112	State Board of Land Commissioners.....	123,190.00	61,595.00		60,670.64	924.36	61,595.00
1113	State Forester.....	3,600.00	1,800.00		1,592.54	207.46	1,800.00
1114	Water Conservation Board.....	150,000.00	74,910.00		71,223.39	3,686.61	75,090.00
1116	Bureau of Mines.....	51,712.00	25,483.50		23,353.12	2,130.38	26,228.50
1117	Geological Survey.....	25,000.00	7,813.89		7,813.89		17,186.11
1118	Mineral Resources Board.....	5,000.00	4,336.94		4,336.94		663.06
1121	Predatory Animal Control.....	15,000.00	7,500.00		7,198.06	301.94	7,500.00
1122	Animal T. B. Control.....	4,000.00	2,000.00		1,999.71	.29	2,000.00
1123	Rodent Pest Control.....	5,000.00	2,500.00		2,499.99	.01	2,500.00
1125	Director of Agriculture.....	8,810.00	4,405.00		4,277.51	127.49	4,405.00
1126	Director of Markets.....	15,600.00	7,800.00		3,386.56	4,413.44	7,800.00
1127	Bureau of Plant and Insect Control.....	31,920.00	15,960.00		13,279.52	2,680.48	15,960.00
1129	State Horticulturist.....	7,600.00	3,800.00		3,669.13	130.87	3,800.00
1131	State Dairy Commissioner.....	24,400.00	12,200.00		11,212.32	987.68	12,200.00
1134	State Board of Industries for the Blind.....	36,220.00	18,080.00		17,481.80	598.20	18,140.00
1135	Special State Relief Account.....	3,700,000.00	1,950,000.00		1,950,000.00		1,750,000.00
1136	T. B. Amendment.....	200,000.00	100,000.00	-96,000.00	4,000.00		100,000.00
1137	State Home.....	250,000.00	124,571.17		124,571.17		125,428.83
1138	Soldiers' and Sailors' Home.....	110,200.00	56,869.20		56,555.70	313.50	53,330.00
1139	Home for Mental Defectives—Grand Junction.....	250,000.00	124,974.00		120,703.79	4,270.21	125,026.00
1140	Home for Mental Defectives—Ridge.....	180,000.00	95,503.17		95,503.17		84,496.83
1141	Boys' Industrial School.....	220,000.00	128,959.41		128,959.41		91,040.59
1142	Girls' Industrial School.....	83,000.00	41,500.00		41,472.11	27.89	41,500.00
1151	Industrial Commission.....	194,435.00	98,745.27		94,504.67	4,240.60	95,689.73
1152	State Employment Service.....	50,000.00	25,000.00		12,487.50	12,512.50	25,000.00
1153	Workmen's Compensation Premium.....	25,000.00	12,500.00		12,500.00		12,500.00
1161	Public Health Administration.....	81,280.00	40,640.00		39,442.05	1,197.95	40,640.00
1166	Public Health Work.....	30,000.00	15,000.00		13,126.67	1,873.33	15,000.00
1167	Public Health—Maternal and Child Health.....	35,000.00	17,500.00		17,162.68	337.32	17,500.00
1168	Public Health—Services for Crippled Children.....	90,000.00	45,000.00		44,052.30	947.70	45,000.00
1169	Public Health—Venereal Disease Control.....	12,000.00	6,000.00		5,938.34	61.66	6,000.00
1172	Division of Water Resources.....	160,970.00	80,935.00		71,749.26	9,185.74	80,035.00
1181	Public Utilities Commission.....	74,240.00	37,120.00		34,314.80	2,505.20	37,120.00
1182	State Bank Commissioner.....	63,282.00	31,611.00		30,293.97	1,317.03	31,671.00
1183	Insurance Department.....	88,395.00	44,297.50		41,222.51	3,074.99	44,097.50
1184	Building and Loan.....	20,400.00	10,200.00		9,788.35	411.65	10,200.00
1185	Mutual Benefit Association.....	1,800.00	900.00		400.00	500.00	900.00
1191	Civil Service Commission.....	53,050.00	27,306.75		25,821.71	1,485.04	26,593.25
1201	State Treasurer.....	126,180.00	63,560.00		63,366.08	193.92	62,620.00

STATEMENT OF APPROPRIATIONS FROM THE GENERAL REVENUE FUND—Continued

July 1, 1941 to June 30, 1942

Account Number	Account	Appropriations July 1, 1941 to June 30, 1943	Appropriations July 1, 1941 to June 30, 1942	Transfers	Expenditures July 1, 1941 to June 30, 1942	Lapses of Appropriations	Balance Available July 1, 1942
1202	Division of Accounts and Control	\$ 31,020.00	\$ 15,420.00		\$ 15,419.09	\$.91	\$ 15,600.00
1203	Treasurer's License Inspectors	810.00	810.00		810.00		
1301	Colorado Tax Commission	72,300.00	35,900.00		34,051.17	1,848.83	36,400.00
1401	State Auditor	64,940.00	33,220.00		31,486.36	1,733.64	31,720.00
1501	Division of Legal Affairs	115,256.00	57,241.00		53,384.23	3,856.77	58,015.00
1502	Interstate Crime Prevention	750.00	375.00		357.05	17.95	375.00
1503	Division of Securities	23,200.00	11,600.00		9,170.22	2,429.78	11,600.00
1505	Legislative Reference	12,595.00	5,950.00		5,818.63	131.37	6,645.00
1510	Inheritance Tax	44,970.00	22,485.00		21,566.09	918.91	22,485.00
1601	Superintendent of Public Instruction	60,700.00	30,350.00		27,562.55	2,787.45	30,350.00
1602	State Historical Society	21,000.00	10,500.00		10,496.30	3.70	10,500.00
1603	State Library	13,780.00	6,830.00		6,829.34	.66	6,950.00
1604	Bureau of Home and School Service	13,140.00	6,540.00		6,499.85	40.15	6,600.00
1606	State Board for Vocational Education	111,000.00	55,500.00		55,500.00		55,500.00
1701	Secretary of State	101,540.00	48,940.00		45,628.88	3,311.12	52,600.00
1702	Foreign and Domestic Corporation Tax	3,600.00	1,800.00		1,650.00	150.00	1,800.00
1801	Supreme Court	185,820.00	92,610.00		89,584.14	3,025.86	93,210.00
1802	District Courts	308,025.00	151,478.62		151,478.62		156,546.38
1803	State Board of Law Examiners	2,400.00	1,200.00		1,200.00		1,200.00
1901	Emergency Fund	10,000.00	2,270.00	\$ 1,000.00	1,270.00		7,730.00
1902	State Employees' Retirement	70,000.00	35,000.00		35,000.00		35,000.00
1903	Disabled Veterans Convention	5,000.00					5,000.00
1904	Improvement Tax on State Property	4,000.00	2,000.00			2,000.00	2,000.00
1905	Advertising and Publicity	87,494.19	49,116.43		49,116.43		38,377.76
1906	Uniform State Laws Commission	200.00	100.00		100.00		100.00
1907	Interstate Cooperative Commission	1,000.00	375.00		366.65	8.35	625.00
1911	State Penitentiary	890,000.00	445,000.00		444,999.85	.15	445,000.00
1912	State Reformatory	230,000.00	115,000.00		114,987.14	12.86	115,000.00
1913	Colorado State Hospital	1,750,000.00	920,196.41		920,196.41		829,803.59
1915	Colorado State Hospital Flood Control	36,384.87	19,692.97		19,692.97		16,691.90
1922	State College of Agriculture	34,000.00	17,000.00		17,000.00		17,000.00
1923	State College of Agriculture Experiment Station	27,800.00	13,900.00		13,900.00		13,900.00
1924	State College of Agriculture Extension Service	170,000.00	85,000.00		85,000.00		85,000.00
1925	State College of Agriculture Seed Certification	8,000.00	4,000.00		4,000.00		4,000.00
1926	State College of Agriculture Seed Laboratory	9,000.00	4,500.00		4,500.00		4,500.00
1927	State College of Agriculture Stock Show Premiums	10,000.00	5,000.00		5,000.00		5,000.00
1928	Fort Lewis School	15,000.00	7,500.00		7,500.00		7,500.00
1929	Adams State Teachers College	70,000.00	35,000.00		35,000.00		35,000.00
1931	University of Colorado	200,000.00	100,000.00		100,000.00		100,000.00
1932	Colorado General Hospital	417,000.00	208,500.00		208,500.00		208,500.00
1933	University Medical and Nurses Training School	30,000.00	15,000.00		15,000.00		15,000.00
1934	Colorado Psychopathic Hospital	210,000.00	105,000.00		105,000.00		105,000.00
1935	Western State College	45,000.00	22,500.00		20,799.26	1,700.74	22,500.00
1936	School of Mines	55,000.00	27,500.00		27,500.00		27,500.00
1936	State College of Education	45,000.00	20,576.99		20,576.99		24,423.01
Totals		\$12,837,351.67	\$ 6,584,908.49	\$ —96,000.00	\$ 6,367,589.35	\$ 121,319.14	\$ 6,252,443.18

CASH APPROPRIATIONS

July 1, 1940 to June 30, 1941

Account Number	Fund	Appropriation July 1, 1940	Transfers		Transfers from	Appropriation June 30, 1941	Disbursements	Balance June 30, 1941
			from 1939-1940	Transfers to				
2104	Military	\$ 82,677.00				\$ 82,677.00	\$ 75,414.61	\$ 7,262.39
2115	Land Commissioners' Cash.....	9,000.00				9,000.00	8,637.11	362.89
2117	Mineral Land Expense.....	12,527.00				12,527.00	11,040.64	1,486.36
2139	Metal Mining Fund.....	18,093.00				18,093.00	15,547.47	2,545.53
2139.1	Colorado Geological Survey....	3,000.00	\$ 2,000.00			5,000.00	1,820.90	3,179.10
2146	Game and Fish.....	410,520.98	22,219.40	\$ 20,000.00		452,740.38	390,730.88	62,009.50
2148	Bureau of Plant and Insect Control—Inspection Fee.....	1,350.00		300.00		1,650.00	1,640.27	9.73
2149	Fruit and Vegetable Inspection.	104,266.00		9,660.81		113,926.81	110,856.12	3,070.69
2152	Federal-State Turkey Inspection	900.00				900.00	747.50	152.50
2153	Poultry and Egg Inspection....	29,345.00				29,345.00	27,118.87	2,226.13
2155	Produce Dealers.....	35,440.00				35,440.00	32,528.18	2,911.82
2156	Feed Control.....	18,544.00				18,544.00	17,224.47	1,319.53
2159	State Hail Insurance.....	18,571.50				18,571.50	11,958.77	6,612.73
2166	State Fair Tax.....	66,029.99		10,000.00		76,029.99	68,857.62	7,172.37
2169	Director of Agriculture—Inspection Fee.....	1,055.00		200.00		1,255.00	1,104.51	150.49
2212	State Restaurant Inspection....	17,380.00		3,500.00		20,880.00	20,232.07	647.93
2219	Brand Inspection.....	68,366.05				68,366.05	60,062.94	8,303.11
2220	Stock Inspection.....	38,500.00				38,500.00	34,202.78	4,297.22
2225	Stock Inspection — Sales Ring License	1,800.00				1,800.00	1,426.99	373.01
2231	State Coal Mine Inspection.....	34,852.40		3,454.70		38,307.10	38,256.17	50.93
2238	State Public Welfare Administrative	219,056.25	3,426.68		\$ 4,924.17	217,558.76	198,980.73	18,578.03
2239	State Public Welfare—Emergency and Contingent....	277,492.12	15,858.21	21,665.96		314,516.29	313,939.40	576.89
2242	State Public Welfare—Child Welfare Services, State....	20,000.00				20,000.00	15,975.95	4,024.05
2242.1	State Public Welfare—Child Welfare Services, Federal.	25,060.00	500.00			25,560.00	20,016.10	5,543.90
2244	State Special Relief—Emergency and Contingent....		500,000.00			500,000.00		500,000.00
2301	Store License.....	35,821.13		12,600.00		48,421.13	48,071.67	349.46

CASH APPROPRIATIONS

July 1, 1940 to June 30, 1941

Account Number	Fund	Appropriation July 1, 1940	Transfers from 1939-1940	Transfers to	Transfers from	Appropriation June 30, 1941	Disbursements	Balance June 30, 1941
2303	Sales and Service Tax Expense.	\$ 322,867.18	\$ 413.32	\$ 106,000.00		\$ 429,280.50	\$ 420,098.56	\$ 9,181.94
2312	Excise Tax Commissioner.....	5,000.00				5,000.00	4,504.05	495.95
2314	Motor Fuel Tax.....	62,985.13	2,245.82	33,000.00		98,230.95	94,049.35	4,181.60
2314.2	State Inspector of Oils.....	23,349.00		3,562.50		26,911.50	23,914.82	2,996.68
2509	Public Utilities Commission							
	Special	98,905.00				98,905.00	96,916.49	1,988.51
2512	Insurance Commissioner.....	34,337.50				34,337.50	33,385.60	951.90
2517	Mutual Associations.....	920.00				920.00	778.19	141.81
2605	Superintendent of Public In-							
	struction Certification....	6,436.50				6,436.50	6,084.99	351.51
2701	Foreign and Domestic Corpora-							
	tion Tax.....	1,800.00				1,800.00	1,800.00	
2729	Liquor Permit and License Ex-							
	pense	114,526.00				114,526.00	108,680.04	5,845.96
2733	Motor Vehicle Emergency.....	26,492.00				26,492.00	26,003.12	488.88
2734	Motor Vehicle Expense.....	47,709.05				47,709.05	44,320.78	3,388.27
2744	Auto Title.....	42,215.00				42,215.00	40,379.52	1,835.48
2748	Operators' and Chauffeurs'							
	License	51,817.37		25,000.00		76,817.37	73,659.03	3,158.34
	Totals	\$ 2,389,007.15	\$ 546,163.43	\$ 248,943.97	\$ 4,924.17	\$ 3,179,190.38	\$ 2,500,967.26	\$ 678,223.12

APPROPRIATED CASH FUNDS

July 1, 1941 to June 30, 1943

Account Number	Account	Appropriated July 1, 1941 to June 30, 1943	Appropriated July 1, 1941 to June 30, 1942	Expenditures	Lapsed Appropriations	Balance Available July 1, 1942
2104	Military Fund.....	\$ 159,920.00	\$ 81,717.25	\$ 76,944.78	\$ 4,772.47	\$ 78,202.75
2115	State Board of Land Commissioners.....	18,630.00	9,315.00	9,210.00	105.00	9,315.00
2116	Mineral Land Expense.....	12,590.00	6,295.00	4,695.24	1,599.76	6,295.00
2145	Game Cash—Sale of Hides.....	415,000.00	198,981.91	158,296.93	40,684.98	216,018.09
2146	Game Cash.....	1,175,015.77	570,349.24	521,621.79	48,727.45	604,666.53
2148	Metal Mining Fund.....	36,533.00	20,944.00	20,747.13	196.87	15,589.00
2151	Brand Inspection.....	127,030.00	63,501.08	61,281.62	2,219.46	63,528.92
2152	Stock Inspection.....	86,600.00	43,300.00	39,013.73	4,286.27	43,300.00
2153	Stock Inspection—Sales Ring.....	3,600.00	1,800.00	284.22	1,515.78	1,800.00
2154	Predatory Animal Control.....	78,500.00	36,485.00	34,144.46	2,340.54	42,015.00
2155	Rodent Pest Control.....	64,600.00	32,584.94	32,279.46	305.48	32,015.06
2161	Bureau of Plant and Insect Control—Inspection Fee.....	2,700.00	1,350.00	1,320.96	29.04	1,350.00
2162	Fruit and Vegetable Inspection.....	199,680.00	116,815.00	114,938.47	1,876.53	82,865.00
2164	Federal-State Turkey Inspection.....	3,000.00	1,500.00	861.00	639.00	1,500.00
2165	Poultry and Egg Inspection.....	59,935.00	29,910.00	26,036.19	3,873.81	30,025.00
2166	Produce Dealers.....	72,520.00	36,220.00	28,296.32	7,923.68	36,300.00
2167	Feed Control.....	37,760.00	18,840.00	16,349.65	2,490.35	18,920.00
2168	State Hail Insurance.....	30,363.00	15,151.50	11,907.34	3,244.16	15,211.50
2169	Dairy Commissioner.....	50.00	50.00
2171	State Fair Tax.....	141,232.76	74,142.76	73,159.63	983.13	67,090.00
2172	Director of Agriculture Inspection Fee.....	2,110.00	1,055.00	856.43	198.57	1,055.00
2183	Public Welfare Administration.....	547,068.70	278,403.70	238,424.32	39,979.38	268,665.00
2184	Emergency and Contingent.....	526,425.00	260,025.00	246,434.11	13,590.89	266,400.00
2187	Child Welfare Services—State.....	56,100.00	26,100.00	25,160.11	939.89	30,000.00
2188	Child Welfare Services—Federal.....	49,520.00	25,520.00	18,585.97	6,934.03	24,000.00
2191	Industrial Workshop for the Blind.....	153,000.00	67,920.48	67,031.95	888.53	85,079.52
2193	State Home.....	5,197.18	2,197.18	1,338.00	859.18	3,000.00
2195	Soldiers' and Sailors' Home.....	59,400.00	31,339.30	25,021.46	6,317.84	28,060.70
2196	Home for Mental Defectives—Grand Junction.....	9,341.74	9,341.74	9,341.74
2198	Home for Mental Defectives—Ridge.....	6,800.00	2,800.00	1,274.64	1,525.36	4,000.00
2201	Boys' Industrial School.....	13,000.00	5,981.05	5,575.72	405.33	7,018.95
2203	Girls' Industrial School.....	68,000.00	33,807.18	24,277.98	9,529.20	34,192.82
2213	Federal Public Employment Offices.....	12,700.00	12,700.00	12,700.00
2214	Unemployment Compensation Administration.....	552,887.59	445,270.92	297,139.97	148,130.95	107,616.67
2218	Safety and Accident Prevention.....	35,736.24	15,432.49	15,237.71	194.78	20,303.75

APPROPRIATED CASH FUNDS

July 1, 1941 to June 30, 1943

Account Number	Account	Appropriated July 1, 1941 to June 30, 1943	Appropriated July 1, 1941 to June 30, 1942	Expenditures	Lapsed Appropriations	Balance Available July 1, 1942
2221	State Restaurant Inspection.....	\$ 41,180.00	\$ 20,560.00	\$ 19,682.34	\$ 877.66	\$ 20,620.00
2222	Public Health Work.....	246,200.00	129,500.00	119,380.02	10,119.98	116,700.00
2223	Maternal and Child Health.....	223,931.87	146,000.00	76,256.81	69,743.19	77,931.87
2224	Services for Crippled Children.....	108,886.00	64,800.00	50,867.35	13,932.65	44,086.00
2225	Venereal Disease Control.....	111,400.00	58,000.00	50,711.85	7,288.15	53,400.00
2226	Bedding Act.....	11,800.00	5,900.00	4,008.09	1,891.91	5,900.00
2227	Barber and Cosmetologists Inspection Division.....	13,800.00	6,900.00	696.75	6,203.25	6,900.00
2229	Live Stock Water Tank.....	1,700.00	800.00	417.77	382.23	900.00
2234	Public Utilities Commission Special.....	197,112.27	87,924.63	79,422.88	8,501.75	109,187.64
2238	State Inspector of Oils.....	56,620.00	28,310.00	27,839.24	470.76	28,310.00
2239	State Coal Mine Inspection.....	84,120.00	44,780.00	44,229.72	550.28	39,340.00
2301	Dept. of Revenue Administration.....	1,868,294.48	941,095.77	848,048.94	93,046.83	927,198.71
2501	Public School Course of Study.....	211.84	211.84	187.76	24.08
2505	Supt. of Public Instruction Certification.....	13,015.00	6,507.50	5,272.08	1,235.42	6,507.50
2509	State Historical Society.....	2,592.55	1,392.55	1,392.55	1,200.00
2512	State Vocational Education Cash.....	7,880.31	764.31	764.31	240.00
2514	Federal Vocational Education Rehabilitation.....	31,460.98	16,210.98	15,563.77	647.21	15,250.00
2515	State Vocational Education Rehabilitation Cash.....	33.15	26.00	26.00	7.15
2516	Federal Vocational Education, Smith-Hughes.....	123,472.04	61,536.56	5,334.78	56,201.78	61,935.48
2517	Federal Vocational Education, George-Deen.....	244,003.91	123,622.04	25,417.77	98,204.27	120,381.87
2518	Federal Vocational Education Defense Workers.....	117,000.00	57,000.00	49,234.99	7,765.01	60,000.00
2602	Collection Agency.....	3,270.00	1,610.00	1,533.84	76.16	1,660.00
2603	Chiropractic Examiners.....	5,854.00	2,927.00	2,777.84	149.16	2,927.00
2604	Accountancy Examiners.....	4,450.00	2,225.00	1,873.68	351.32	2,225.00
2605	Basic Science Examiners.....	1,911.08	1,122.20	1,010.42	111.78	788.88
2606	Supervisor of Registrations.....	3,600.00	1,800.00	1,800.00	1,800.00
2607	Abstracters' Examiners.....	1,490.00	857.50	853.54	3.96	632.50
2608	Architect Examiners.....	2,286.00	1,125.15	870.16	254.99	1,160.85
2609	Barber Examiners.....	20,216.00	10,108.00	9,971.97	136.03	10,108.00
2611	Cosmetology Examiners.....	33,198.64	16,594.02	16,083.23	510.79	16,604.62
2612	Dental Examiners.....	4,196.00	2,098.00	1,574.01	523.99	2,098.00
2613	Funeral Directors and Embalmers Examiners.....	4,480.00	2,390.00	2,385.79	4.21	2,090.00
2614	Engineers and Land Surveyors Examiners.....	5,690.00	2,842.50	2,450.78	391.72	2,847.50
2615	Medical Examiners.....	18,650.00	9,225.00	8,987.15	237.85	9,425.00
2617	Nurse Examiners.....	22,485.44	11,242.72	11,210.22	32.50	11,242.72

2618	Optometric Examiners.....	2,440.00	1,220.00	1,217.36	2.64	1,220.00
2619	Pharmacy Examiners.....	30,198.40	15,068.31	13,714.15	1,354.16	15,130.09
2621	Shorthand Reporters.....	70.00	35.00	5.80	29.20	35.00
2622	Veterinary Examiners.....	305.00	305.00	305.00
2625	State Boxing Commission.....	11,760.00	5,880.00	4,817.57	1,062.43	5,880.00
2626	Real Estate Brokers Board.....	22,095.00	11,022.50	10,162.39	860.11	11,072.50
2628	Liquor Permit and License Expense.....	206,690.00	103,345.00	95,023.91	8,321.09	103,345.00
2862	Penitentiary Convict Earnings.....	516,297.00	279,330.00	273,882.94	5,447.06	236,967.00
2864	State Reformatory.....	15,000.00	5,000.00	2,315.93	2,684.07	10,000.00
2865	State Hospital Tax.....	866,000.00	442,000.00	439,816.94	2,183.06	424,000.00
2973	State College of Agriculture Tax.....	604,200.00	307,549.08	298,242.13	9,306.95	296,650.92
2975	State College of Agriculture Annuity Income.....	2,700.00	1,200.00	465.55	734.45	1,500.00
2976	State College of Agriculture Cash.....	445,000.00	240,000.00	238,994.49	1,005.51	205,000.00
2977	State College of Agriculture Experiment Station.....	168,000.00	76,036.43	69,157.65	6,878.78	91,963.57
2978	Fort Lewis School Cash.....	119,350.00	59,850.00	59,848.46	1.54	59,500.00
2979	Fort Lewis School Tax.....	119,900.00	59,900.00	52,933.85	6,966.15	60,000.00
2981	School of Mines Cash.....	250,800.00	164,000.00	120,534.01	43,465.99	86,800.00
2982	School of Mines Tax.....	441,000.00	214,571.80	195,995.55	18,576.25	226,428.20
2983	School of Mines Experiment Station.....	36,000.00	18,000.00	15,462.70	2,537.30	18,000.00
2984	School of Mines Mineral Leasing.....	36,000.00	36,000.00
2986	State College of Education Tax.....	669,622.00	365,013.79	327,542.61	37,471.18	304,608.21
2987	State College of Education Cash.....	418,950.00	243,800.00	121,103.51	122,696.49	175,150.00
2988	Western State College.....	301,000.00	140,856.67	133,575.61	7,281.06	160,143.33
2989	Adams State Teachers College Cash.....	37,000.00	17,500.00	13,967.69	3,532.31	19,500.00
2991	Adams State Teachers College Tax.....	127,000.00	62,500.00	50,779.45	11,720.55	64,500.00
2992	Mute and Blind.....	354,500.00	173,964.19	173,840.57	123.62	180,535.81
2993	Mute and Blind Library.....	1,910.00	910.00	693.34	216.66	1,000.00
Totals		\$14,255,948.94	\$ 7,454,013.76	\$ 6,412,679.85	\$ 1,041,333.91	\$ 6,801,935.18

Note—Expenditures shown herein are also shown on Statement of Receipts, Disbursements and Balances.

STATE HIGHWAY FUNDS

July 1, 1940 to June 30, 1942

STATE HIGHWAY FUND

	1940-1941	1941-1942	
Balance July 1, 1940.....			\$ 1,345,373.97
Receipts:			
Auto Theft.....	\$ 18,702.00	\$ 13,600.25	
Highway Fines.....	30,780.86	32,772.10	
Tax—Fines.....	14.50		
Transfers:			
Motor Vehicle Licenses 1940.....	101,385.91		
Motor Vehicle Licenses 1941.....	1,019,355.69	142,989.10	
Motor Vehicle Licenses 1942.....		988,645.66	
Motor Fuel Tax.....	6,339,585.00	5,847,310.00	
P. U. C. H. B. No. 173.....	80,563.16	66,116.68	
P. U. C. S. B. No. 296.....	188,295.23	178,178.75	
P. U. C. H. B. No. 430.....	129,836.50	164,812.50	
Service Tax.....		289.00	
Motor Vehicle Penalty Assessments..	17,296.50	12,049.34	
State Highway Supplementary.....		87.41	
Total Receipts.....	\$ 7,925,815.35	\$ 7,446,850.79	\$15,372,666.14
Total Receipts and Balance.....			\$16,718,040.11
Disbursements:			
Transfers:			
State Highway Anticipation.....	\$ 1,967,800.00	\$ 1,966,400.00	
State Highway Supplementary.....	6,000,000.00	5,000,005.00	
General Revenue 1941 Attorney General Salary.....		3,600.00	
Total Disbursements.....	\$ 7,967,800.00	\$ 6,970,005.00	\$14,937,805.00
Balance June 30, 1942.....			<u>\$ 1,780,235.11</u>

STATE HIGHWAY ANTICIPATION

Balance July 1, 1940.....			\$ 162,354.34
Receipts:			
Miscellaneous Cash.....		\$ 1,475.25	
Transfers:			
State Highway Fund.....	\$ 1,967,800.00	1,966,400.00	
Bond and Coupon Account.....	1,477.25	1,291.25	
Total Receipts.....	\$ 1,969,277.25	\$ 1,969,166.50	\$ 3,938,443.75
Total Receipts and Balance.....			\$ 4,100,798.09
Disbursements:			
Debt Retirement.....	\$ 1,325,000.00	\$ 1,360,000.00	
Interest.....	645,513.75	606,038.75	
Total Disbursements.....	\$ 1,970,513.75	\$ 1,966,038.75	\$ 3,936,552.50
Balance June 30, 1942.....			<u>\$ 164,245.59</u>

STATE HIGHWAY SUPPLEMENTARY

Balance July 1, 1940.....			\$ 585,586.50
Receipts:			
Federal Grants.....	\$ 2,477,531.71	\$ 2,077,213.81	
Highway Miscellaneous Cash.....	270,658.45	214,464.58	
Transfers:			
State Highway Fund.....	6,000,000.00	5,000,005.00	
Auto Titles.....	15,000.00		
Internal Improvement.....	32,350.00	43,400.00	
Total Receipts.....	\$ 8,795,540.16	\$ 7,335,083.39	\$16,130,623.55
Total Receipts and Balance.....			\$16,716,210.05
Less error June 21, 1940—\$370.25....			\$16,715,839.80
Disbursements:			
Warrants Issued.....	\$ 8,002,074.48	\$ 7,931,823.11	
Transfers:			
State Highway Fund.....		87.41	
Total Disbursements.....	\$ 8,002,074.48	\$ 7,931,910.52	\$15,933,985.00
Balance June 30, 1942.....			<u>\$ 781,854.80</u>

STATE HIGHWAY SPECIAL

	1940-1941	1941-1942	
Balance July 1, 1940.....			\$ 433,530.24
Receipts:			
Refund	\$ 1,352.32		
Transfer from Motor Fuel Tax.....	271,696.50	\$ 250,599.00	
Total Receipts.....	\$ 273,048.82	\$ 250,599.00	\$ 523,647.82
Total Receipts and Balance.....			\$ 957,178.06
Disbursements:			
Warrants Issued.....	\$ 214,589.48	\$ 165,121.48	\$ 379,710.96
Balance June 30, 1942.....			\$ 577,467.10

PUBLIC UTILITIES COMMISSION

PRIVATE CARRIERS TAX H. B. NO. 173

Balance July 1, 1940.....			\$ 12,415.59
Receipts:			
Private Carriers Tax.....	\$ 108,276.70	\$ 118,303.80	
Transfer from P. U. C. Special.....	28,480.83	7,500.00	
Total Receipts.....	\$ 136,757.53	\$ 125,803.80	\$ 262,561.33
Total Balance and Receipts.....			\$ 274,976.92
Disbursements:			
Refunds	\$ 280.07		
County Apportionments.....	29,531.97	\$ 30,534.21	
Transfers:			
P. U. C. Special.....	21,387.23	23,613.10	
State Highway Fund.....	80,563.16	66,116.68	
P. U. C.—S. B. No. 296.....		103.70	
P. U. C.—H. B. No. 430.....		92.60	
Total Disbursements.....	\$ 131,762.43	\$ 120,460.29	\$ 252,222.72
Balance June 30, 1942.....			\$ 22,754.20

COMMERCIAL CARRIERS TAX S. B. NO. 296

Cash Balance July 1, 1940.....			\$ 110,039.94
Receipts:			
Commercial Carriers Tax.....	\$ 438,069.10	\$ 446,625.37	
Transfers:			
P. U. C. Special.....	28,485.69	25,000.00	
P. U. C.—H. B. No. 173.....		103.70	
P. U. C.—H. B. No. 430.....		331.63	
Total Receipts.....	\$ 466,554.79	\$ 472,060.70	\$ 938,615.49
Total Receipts and Balance.....			\$ 1,048,655.43
Disbursements:			
Refunds	\$ 508.84	\$ 387.79	
County Apportionments.....	199,806.81	182,431.68	
Transfers:			
P. U. C. Special.....	89,455.49	89,316.73	
State Highway Fund.....	188,295.23	178,178.75	
P. U. C.—H. B. No. 430.....		1,302.55	
P. U. C. Suspense.....		41.14	
Total Disbursements.....	\$ 478,066.37	\$ 451,658.64	\$ 929,725.01
Balance June 30, 1942.....			\$ 118,930.42

TRUCK AND BUS TAX H. B. NO. 430

	1940-1941	1941-1942	
Balance July 1, 1940.....			\$ 75,181.83
Receipts:			
Truck and Bus Tax.....	\$ 275,168.70	\$ 364,872.74	
Transfers:			
P. U. C.—H. B. No. 173.....		92.60	
P. U. C. Special.....	14,240.00	17,500.00	
P. U. C.—S. B. No. 296.....		1,302.55	
Total Receipts.....	\$ 289,408.70	\$ 383,767.89	\$ 673,176.59
Total Receipts and Balance.....			\$ 748,358.42
Disbursements:			
Apportionments to Counties.....	\$ 142,164.26	\$ 145,861.40	
Transfers:			
P. U. C. Special.....	29,735.69	36,214.73	
State Highway Fund.....	129,836.50	164,812.50	
P. U. C.—S. B. No. 296.....		331.63	
P. U. C. Suspense.....		96.54	
Total Disbursements.....	\$ 301,736.45	\$ 347,316.80	\$ 649,053.25
Balance June 30, 1942.....			\$ 99,305.17

PUBLIC UTILITIES COMMISSION SPECIAL

Balance July 1, 1940.....			\$ 37,195.86
Receipts:			
Miscellaneous		\$ 833.95	
Transfers:			
P. U. C.—H. B. No. 173.....	\$ 21,387.23	23,613.10	
P. U. C.—S. B. No. 296.....	89,455.49	89,316.73	
P. U. C.—H. B. No. 430.....	29,735.69	36,214.73	
Total Receipts.....	\$ 140,578.41	\$ 149,978.51	\$ 290,556.92
Total Receipts and Balance.....			\$ 327,752.78
Disbursements:			
Administrative Expense.....	\$ 99,676.87	\$ 79,347.35	
Transfers:			
P. U. C.—H. B. No. 173.....	28,480.83	7,500.00	
P. U. C.—S. B. No. 296.....	28,485.69	25,000.00	
P. U. C.—H. B. No. 430.....	14,240.00	17,500.00	
General Revenue 1941.....		3,600.00	
Dept. of Revenue Administration.....		12,504.48	
P. U. C. Suspense.....		833.95	
Total Disbursements.....	\$ 170,883.39	\$ 146,285.78	\$ 317,169.17
Balance June 30, 1942.....			\$ 10,583.61

PUBLIC UTILITIES COMMISSION SUSPENSE

Balance July 1, 1940.....			\$ 147,970.64
Receipts:			
Miscellaneous	\$ 33,414.05	\$ 18,435.72	
Transfers:			
P. U. C.—S. B. No. 296.....		41.14	
P. U. C.—H. B. No. 430.....		96.54	
P. U. C. Special.....		833.95	
General Revenue 1941.....		20.00	
Total Receipts.....	\$ 33,414.05	\$ 19,427.35	\$ 52,841.40
Total Receipts and Balance.....			\$ 200,812.04
Disbursements:			
Warrants Issued.....	\$ 19,730.39	\$ 13,406.44	
Transfer to P. U. C. Special.....		833.95	
Total Disbursements.....	\$ 19,730.39	\$ 14,240.39	\$ 33,970.78
Balance June 30, 1942.....			\$ 166,841.26

MOTOR VEHICLE LICENSE FUNDS

Motor Vehicle License 1940

	1940-1941	1941-1942	
Balance July 1, 1940.....			\$ 58,816.26
Receipts:			
Licenses	\$ 213,255.82	
Engine Numbers.....	750.00	
Transfers:			
Motor Vehicle Expense.....	2,453.54	
Total Receipts.....	\$ 216,459.36	\$ 216,459.36
Total Receipts and Balance.....			\$ 275,275.62
Disbursements:			
Apportionments	\$ 101,385.91	
Clerk Hire.....	15,171.00	
Transfers:			
State Highway Fund.....	101,385.91	
Motor Vehicle Expense.....	47,709.05	
Penitentiary Industrial.....	9,336.30	
Total Disbursements.....	\$ 274,988.17	\$ 274,988.17
Balance June 30, 1942.....			\$ 287.45

Motor Vehicle License 1941

Receipts:			
Licenses	\$ 2,227,511.37	\$ 246,292.70	
Engine Numbers.....	969.00	838.00	
Transfers:			
Motor Fuel Tax.....		1,159.00	
Auto Title.....		271.75	
Total Receipts.....	\$ 2,228,480.37	\$ 248,561.45	\$ 2,477,041.82
Disbursements:			
Apportionments	\$ 1,019,355.69	\$ 146,111.67	
Clerk Hire.....	55,149.30	
Transfers:			
State Highway Fund.....	1,019,355.69	142,989.10	
Penitentiary Industrial.....	70,000.00	10,941.30	
Auto Title.....		7.00	
Dept. of Revenue Administration.....		9,097.04	
Total Disbursements.....	\$ 2,163,860.68	\$ 309,146.11	\$ 2,473,006.79
Balance June 30, 1942.....			\$ 4,035.03

Motor Vehicle License 1942

Receipts:			
Licenses		\$ 2,203,758.51	
Engine Numbers.....		868.00	
Total Receipts.....		\$ 2,204,626.51	\$ 2,204,626.51
Disbursements:			
Apportionments		\$ 1,016,570.82	
Transfers:			
State Highway Fund.....		988,645.66	
Dept. of Revenue Administration.....		107,226.53	
State Penitentiary.....		60,012.70	
Total Disbursements.....		\$ 2,172,455.71	\$ 2,172,455.71
Balance June 30, 1942.....			\$ 32,170.80

MOTOR FUEL TAX

	1940-1941	1941-1942	
Balance July 1, 1940.....			\$ 688,514.32
Receipts:			
Motor Fuel Tax.....	\$ 9,853,887.21	\$ 9,911,428.53	\$19,765,315.74
Total Receipts and Balance.....			\$20,453,830.06
Disbursements:			
Refunds	\$ 1,346,382.72	\$ 1,349,235.58	
Expense	113,596.24	80.86	
Apportionments	2,234,075.50	2,286,197.00	
Transfers:			
Oil Inspection.....	25,849.81		
State Highway Fund.....	6,339,585.00	5,847,310.00	
State Highway Special.....	271,696.50	250,599.00	
Dept. of Revenue Administration.....		180,500.00	
Motor Vehicle License 1941.....		1,159.00	
Total Disbursements.....	\$10,331,185.77	\$ 9,915,081.44	\$20,246,267.21
Balance June 30, 1942.....			<u>\$ 207,562.85</u>

LIQUOR LICENSE FUND

Receipts:			
License Fees.....	\$ 197,375.00	\$ 166,660.60	
Stamp Tax and Liability.....	2,281,710.88	2,573,543.90	
Transfer from Department of Revenue Clearing Account.....		29.05	
Total Receipts.....	\$ 2,479,085.88	\$ 2,740,233.55	\$ 5,219,319.43
Disbursements:			
Refunds	\$ 85,331.43	\$ 95,044.94	
Transfers:			
Liquor Permit and License Expense..	119,683.23	111,830.98	
State Public Welfare.....	351,110.69	376,667.42	
Old Age Pensions.....	1,922,960.53	2,136,773.24	
General Revenue 1941.....		5.00	
Dept. of Revenue Administration.....		19,911.97	
Total Disbursements.....	\$ 2,479,085.88	\$ 2,740,233.55	\$ 5,219,319.43

LIQUOR PERMIT AND LICENSE EXPENSE

Balance July 1, 1940.....			\$ 19,506.79
Receipts:			
Miscellaneous	\$ 606.00	\$ 670.94	
Transfers:			
Liquor License Fund.....	119,683.23	111,830.98	
Dept. of Revenue Administration.....		19,911.97	
Total Receipts.....	\$ 120,289.23	\$ 132,413.89	\$ 252,703.12
Total Receipts and Balance.....			<u>\$ 272,209.91</u>
Disbursements:			
Personal Services.....	\$ 50,213.86	\$ 49,070.70	
Operation and Maintenance.....	57,311.18	36,515.23	
Capital Outlay.....	1,834.24	981.43	
Transfers:			
Old Age Pensions.....		25,240.22	
Dept. of Public Welfare Admin.....		1,484.72	
Total Disbursements.....	\$ 109,359.28	\$ 113,292.30	\$ 222,651.58
Balance June 30, 1942.....			<u>\$ 49,558.33</u>

SALES TAX FUND

	1940-1941	1941-1942	
Receipts	\$ 7,777,801.95	\$ 8,501,923.41	
Transfers:			
Store License.....		21.50	
Service Tax.....		36.82	
Use Tax.....		1,154.08	
Total Receipts.....	\$ 7,777,801.95	\$ 8,503,135.81	\$16,280,937.76
Disbursements:			
Refunds	\$ 3,553.25	\$ 3,912.33	
Transfers:			
Sales and Service Tax Expense.....	388,712.43		
Dept. of Revenue Administration.....		424,962.17	
State Public Welfare.....	1,107,830.43	1,211,139.19	
Old Age Pensions.....	6,277,705.84	6,863,122.12	
Total Disbursements.....	\$ 7,777,801.95	\$ 8,503,135.81	\$16,280,937.76

USE TAX FUND

Receipts	\$ 446,998.47	\$ 411,889.36	
Transfers:			
Store License.....		.50	
Service Tax.....		1.00	
Total Receipts.....	\$ 446,998.47	\$ 411,890.86	\$ 858,889.33
Disbursements:			
Refunds	\$ 4,317.90	\$ 672.12	
Transfers:			
Use Tax Expense.....	13,399.97		
Sales and Service Tax Expense.....	8,832.17		
Dept. of Revenue Administration.....		20,498.02	
State Public Welfare.....	63,067.24	58,419.33	
Old Age Pensions.....	357,381.19	331,042.84	
Sales Tax.....		1,154.08	
Service Tax.....		102.14	
Auto Title.....		2.33	
Total Disbursements.....	\$ 446,998.47	\$ 411,890.86	\$ 858,889.33

SERVICE TAX FUND

Receipts	\$ 1,237,316.16	\$ 1,368,479.81	
Transfers:			
Motor Vehicle Penalty Assessment.....		119.60	
Cafeteria Court.....		289.00	
Use Tax Fund.....		102.14	
Total Receipts.....	\$ 1,237,316.16	\$ 1,368,990.55	\$ 2,606,306.71
Disbursements:			
Refunds	\$ 1,261.21		
Sales and Service Tax Expense.....	37,081.63		
Dept. of Revenue Administration.....		41,039.38	
General Revenue 1940.....	1,198,973.32		
General Revenue 1941.....		1,326,940.59	
Sales Tax.....		36.82	
Auto Title.....		17.67	
Use Tax.....		1.00	
Income Tax.....		510.61	
State Highway.....		289.00	
Total Disbursements.....	\$ 1,237,316.16	\$ 1,368,990.55	\$ 2,606,306.71

INCOME TAX FUND

	1940-1941	1941-1942	
Receipts	\$ 3,559,239.19	\$ 4,324,240.05	
Transfers:			
Service Tax.....		510.61	
Foreign and Domestic Corp. Tax....		79.59	
Total Receipts.....	\$ 3,559,239.19	\$ 4,324,830.25	\$ 7,884,069.44
Disbursements:			
Transfers:			
General Revenue 1940.....	\$ 163,422.96		
Dept. of Revenue Administration....		123,208.80	
Income Tax Refunds.....	177,864.54	216,155.79	
Reserve for General County Schools..	1,130,945.68	1,393,148.45	
Reserve for General Fund.....	2,087,006.01	2,590,602.82	
Total Disbursements.....	\$ 3,559,239.19	\$ 4,323,115.86	\$ 7,882,355.05
Balance June 30, 1942.....			\$ 1,714.39

INCOME TAX RESERVE FOR COUNTY SCHOOLS

Balance July 1, 1940.....			\$ 783,252.97
Receipts:			
Transfers:			
Income Tax Fund.....	\$ 1,130,945.68	\$ 1,393,148.45	
Reserve for General Fund.....	142,827.97		
Income Tax Refunds.....	51,878.55	72,280.02	
Total Receipts.....	\$ 1,325,652.20	\$ 1,465,428.47	\$ 2,791,080.67
Total Receipts and Balance.....			\$ 3,574,333.64
Disbursements:			
Apportionments to Counties.....	\$ 1,111,797.52	\$ 1,068,212.04	
Transfer to Reserve for General Fund..	265,251.94		
Total Disbursements.....	\$ 1,377,049.46	\$ 1,068,212.04	\$ 2,445,261.50
Balance June 30, 1942.....			\$ 1,129,072.14

INCOME TAX REFUND ACCOUNT

Balance July 1, 1940.....			\$ 50,000.00
Receipts:			
Transfers from Income Tax Fund.....	\$ 177,864.54	\$ 216,155.79	394,020.33
Total Receipts and Balance.....			\$ 444,020.33
Disbursements:			
Refunds	\$ 10,543.31	\$ 3,254.41	
Transfers:			
Income Tax Reserve for Schools....	51,878.55	72,280.02	
General Revenue 1940.....	5,019.64		
Dept. of Revenue Administration....		6,387.04	
Reserve for General Fund.....	110,423.04	134,234.32	
Total Disbursements.....	\$ 177,864.54	\$ 216,155.79	\$ 394,020.33
Balance June 30, 1942.....			\$ 50,000.00

INCOME TAX RESERVE FOR GENERAL FUND

Receipts:			
Transfers:			
Income Tax Fund.....	\$ 2,087,006.01	\$ 2,590,602.82	
Income Tax Reserve for County Schools	265,251.94		
Income Tax Refunds.....	110,423.04	134,234.32	
Total Receipts.....	\$ 2,462,680.99	\$ 2,724,837.14	\$ 5,187,518.13
Disbursements:			
Transfers:			
Income Tax Reserve for County Schools	\$ 142,827.97		
General Revenue 1940.....	2,169,991.56	\$ 149,861.46	
General Revenue 1941.....		2,501,916.79	
Total Disbursements.....	\$ 2,312,819.53	\$ 2,651,778.25	\$ 4,964,597.78
Balance June 30, 1942.....			\$ 222,920.35

DEPARTMENT OF REVENUE ADMINISTRATION
July 1, 1941 to June 30, 1942

Receipts:	1940-1941	1941-1942	
Miscellaneous Cash.....		\$ 23,451.23	
Transfers:			
Sales Tax.....		424,962.17	
Use Tax.....		20,498.02	
Service Tax.....		41,039.38	
Income Tax.....		123,208.80	
Motor Fuel Tax.....		180,500.00	
Motor Vehicle License 1941.....		9,097.04	
Motor Vehicle License 1942.....		107,226.53	
Auto Title.....		58,064.62	
Operators and Chauffeurs.....		155,584.14	
Sales and Service Tax Expense.....		10,302.13	
Income Tax Refund Account.....		6,387.04	
Motor Vehicle Emergency.....		31,142.06	
Cafeteria Court.....		6,945.90	
Motor Vehicle Expense.....		3,388.27	
P. U. C. Special.....		12,504.48	
Boxing Commission.....		14.80	
Liquor License.....		19,911.97	
Total Receipts.....		\$ 1,234,228.58	
Expenditures:			
Warrants Issued.....		\$ 847,499.87	
Transfers:			
Cafeteria Court.....		289.00	
Oil Inspection.....		30,014.61	
Motor Vehicle Emergency.....		28.38	
Attorney General Salary Fund.....		15,600.00	
Liquor License Expense.....		19,911.97	
Total Expenditures.....		\$ 913,343.83	
Balance June 30, 1942.....			\$ 320,884.75

OLD AGE PENSIONS

Balance July 1, 1940.....			\$ 1,274,611.28
Receipts:			
Federal Grants.....	\$ 6,840,671.01	\$ 8,349,067.90	
Inheritance Tax.....	79,201.21	90,402.79	
Corporation Fees.....	685.34	838.68	
85% City and County Liquor License.....	706,750.42	397,005.68	
Miscellaneous.....	110.00		
Transfers:			
Sales Tax.....	6,277,705.84	6,863,122.12	
Use Tax.....	357,381.19	331,042.84	
Liquor License.....	1,922,960.53	2,136,773.24	
State Public Welfare.....	9,564.59		
State Public Welfare Administration.....	10.22	1,384.50	
Sales and Service Tax Expense.....		87,568.07	
Liquor License Expense.....		25,240.22	
Foreign and Domestic Corp. Tax.....		1.50	
Total Receipts.....	\$16,195,040.35	\$18,282,447.54	\$34,477,487.89
Total Receipts and Balance.....			\$35,752,099.17
Disbursements:			
Old Age Pensions.....	\$16,054,323.12	\$17,392,895.72	
Transfers:			
Public Welfare Administration.....	431,830.59	470,917.94	
Inheritance Tax.....		1,498.77	
Adjustment.....	10.20		
Total Disbursements.....	\$16,486,163.91	\$17,865,312.43	\$34,351,476.34
Balance June 30, 1942.....			\$ 1,400,622.83

STATE PUBLIC WELFARE FUND

Receipts:	1940-1941	1941-1942	
Miscellaneous	\$ 80.00	\$ 1,452.92	
Transfers:			
Sales Tax.....	1,107,830.43	1,211,139.19	
Use Tax.....	63,067.24	58,419.33	
Liquor License.....	351,110.69	376,667.42	
Total Receipts.....	\$ 1,522,088.36	\$ 1,647,678.86	\$ 3,169,767.22
Disbursements:			
Transfers:			
Public Welfare Administration.....	\$ 76,104.41	\$ 82,415.16	
Emergency and Contingent.....	299,899.90	301,170.84	
Aid to the Blind.....	50,000.00	62,500.00	
Aid to Dependent Children.....	500,000.00	600,000.00	
Child Welfare—State.....	20,000.00	27,678.21	
General Revenue 1940.....	566,519.46		
General Revenue 1941.....		573,914.65	
Old Age Pensions.....	9,564.59		
Total Disbursements.....	\$ 1,522,088.36	\$ 1,647,678.86	\$ 3,169,767.22

PUBLIC WELFARE ADMINISTRATION

Balance July 1, 1940.....			\$ 222,700.95
Receipts:			
Federal Grants.....	\$ 422,171.36	\$ 537,909.84	
Miscellaneous	225.00	.55	
Transfers:			
State Public Welfare Fund.....	76,104.41	82,415.16	
Old Age Pensions.....	431,830.59	470,917.94	
T. B. Amendment.....	2,491.66		
Public Welfare Relief.....	57,062.28		
General Revenue 1941.....		4,800.00	
Sales, Service and Use Tax Expense.....		5,151.06	
Liquor License Expense.....		1,484.72	
Total Receipts.....	\$ 989,885.30	\$ 1,102,679.27	\$ 2,092,564.57
Total Receipts and Balance.....			\$ 2,315,265.52
Disbursements:			
Apportionments	\$ 723,935.12	\$ 748,429.47	
Salaries	108,338.14	122,822.05	
Operation and Maintenance.....	88,189.40	124,188.59	
Capital Outlay.....		1,624.50	
Transfers:			
Attorney General Salary Fund.....		3,600.00	
Old Age Pensions.....	10.22	1,384.50	
Aid to Dependent Children.....	58,048.23		
Less Cancelled Warrants.....	525.00		
Total Disbursements.....	\$ 977,996.11	\$ 1,002,049.11	\$ 1,980,045.22
Balance June 30, 1942.....			\$ 335,220.30

EMERGENCY AND CONTINGENT

Balance July 1, 1940.....			\$ 109,205.46
Receipts:			
Miscellaneous	\$ 6,906.15	\$ 846.65	
Transfers:			
State Public Welfare.....	299,899.90	301,170.84	
Emergency and Contingent Special.....	100.00		
Total Receipts.....	\$ 306,906.05	\$ 302,017.49	\$ 608,923.54
Total Receipts and Balance.....			\$ 718,129.00
Disbursements:			
Apportionments	\$ 9,800.00		
Miscellaneous	324,782.33	303,001.55	
Transfer to Aid to the Blind.....	3,000.00	15,000.00	
Total Disbursements.....	\$ 337,582.33	\$ 318,001.55	\$ 655,583.88
Balance June 30, 1942.....			\$ 62,545.12

AID TO THE BLIND

	1940-1941	1941-1942	
Balance July 1, 1940.....			\$ 235.67
Receipts:			
Federal Grants.....	\$ 106,088.58	\$ 123,090.35	
Transfers:			
Emergency and Contingent.....	10,000.00	15,000.00	
State Public Welfare.....	50,000.00	62,500.00	
Total Receipts.....	\$ 166,088.58	\$ 200,590.35	\$ 366,678.93
Total Receipts and Balance.....			\$ 366,914.60
Disbursements:			
Apportionments	\$ 164,990.66	\$ 197,901.78	\$ 362,892.44
Balance June 30, 1942.....			\$ 4,022.16

AID TO DEPENDENT CHILDREN

Balance July 1, 1940.....			\$ 41,676.78
Receipts:			
Federal Grants.....	\$ 1,067,509.05	\$ 1,129,456.93	
Transfers:			
State Public Welfare.....	500,000.00	600,000.00	
Public Welfare Administration.....	58,048.23	
Emergency and Contingent.....	10,000.00	
Total Receipts.....	\$ 1,635,557.28	\$ 1,729,456.93	\$ 3,365,014.21
Total Receipts and Balance.....			\$ 3,406,690.99
Disbursements:			
Apportionments	\$ 1,676,100.42	\$ 1,689,923.63	\$ 3,366,024.05
Balance June 30, 1942.....			\$ 40,666.94

CHILD WELFARE SERVICES, STATE

Balance July 1, 1940.....			\$ 1,708.62
Receipts:			
Miscellaneous	\$ 1,239.79	\$ 496.56	
Transfer from State Public Welfare.....	20,000.00	27,678.21	
Total Receipts.....	\$ 21,239.79	\$ 28,174.77	\$ 49,414.56
Total Receipts and Balance.....			\$ 51,123.18
Disbursements	\$ 18,539.93	\$ 25,160.11	\$ 43,700.04
Balance June 30, 1942.....			\$ 7,423.14

CHILD WELFARE SERVICES, FEDERAL

Balance July 1, 1940.....			\$ 1,747.95
Receipts:			
Federal Grants.....	\$ 19,916.90	\$ 21,084.02	41,000.92
Total Receipts and Balance.....			\$ 42,748.87
Disbursements	\$ 19,882.10	\$ 18,513.62	\$ 38,395.72
Balance June 30, 1942.....			\$ 4,353.15

TUBERCULOSIS AMENDMENT

Balance July 1, 1940.....			\$ 3,664.29
Receipts:			
Transfers:			
General Revenue 1940.....	\$ 51,675.00	
General Revenue 1941.....	\$ 91,200.00	
Total Receipts.....	\$ 51,675.00	\$ 91,200.00	\$ 142,875.00
Total Receipts and Balance.....			\$ 146,539.29
Disbursements:			
Salaries	\$ 4,000.00	\$ 4,000.00	
Apportionments	44,643.33	79,640.78	
Total Disbursements.....	\$ 48,643.33	\$ 83,640.78	\$ 132,284.11
Balance June 30, 1942.....			\$ 14,255.18

STATEMENT OF TAXES DUE, RECEIPTS,

July 1, 1940 to

Counties	Interest on Delin- quent Taxes	Due 1939 and Prior	1940 Levy	Receipts 1940	% Col- lected
Adams	\$ 1,924.75	\$ 8,920.62	\$ 99,131.62	\$ 96,872.26	97.72
Alamosa	1,010.08	16,842.20	31,999.06	27,235.41	85.11
Arapahoe	913.72	14,027.30	80,351.42	78,089.49	97.18
Archuleta	434.56	3,129.73	12,882.88	12,490.49	96.95
Baca	2,970.94	15,095.31	36,374.22	33,676.19	98.08
Bent	1,117.80	12,427.77	42,646.48	40,874.00	95.84
Boulder	1,425.14	10,611.73	162,973.03	159,995.56	98.17
Chaffee	1,025.19	10,395.99	29,821.93	28,120.29	94.29
Cheyenne	780.01	6,819.10	32,543.76	31,983.30	98.28
Clear Creek	353.98	19,063.31	18,842.81	12,979.24	68.88
Conejos	1,186.91	17,051.67	26,901.84	21,110.35	78.47
Costilla	1,151.67	25,015.83	13,995.80	9,068.58	64.79
Crowley	689.50	11,284.80	22,256.27	20,191.09	90.72
Custer	406.97	2,231.05	8,453.33	7,833.90	92.67
Delta	1,437.33	5,342.45	41,259.27	39,150.01	94.89
Denver	14,054.86	74,424.54	1,580,163.25	1,574,611.06	99.64
Dolores	306.51	2,877.85	6,212.82	5,321.79	85.66
Douglas	356.81	7,608.07	30,319.96	30,067.54	99.17
Eagle	530.78	9,161.99	41,210.92	40,393.27	98.02
Elbert	1,664.25	6,127.24	39,178.19	38,342.72	97.87
El Paso	2,735.59	18,696.28	220,526.19	218,895.58	99.26
Fremont	1,181.84	15,649.27	57,324.28	54,294.10	94.71
Garfield	1,580.50	6,274.12	51,497.24	50,830.88	98.71
Gilpin	258.57	15,958.82	12,498.41	8,298.35	66.39
Grand	389.03	9,508.08	25,857.90	24,902.70	96.30
Gunnison	719.57	18,524.20	37,114.61	33,623.91	90.59
Hinsdale	94.05	3,877.96	2,362.20	1,242.32	52.59
Huerfano	1,588.07	22,258.47	39,320.89	35,467.81	90.20
Jackson	210.59	278.60	11,581.20	11,544.61	99.68
Jefferson	1,414.47	8,984.49	101,948.75	101,011.69	99.08
Kiowa	729.16	7,844.97	27,610.83	26,993.67	97.76
Kit Carson	3,261.41	*1,708.83	36,506.74	37,015.43	*101.39
Lake	1,193.42	34,312.92	90,968.57	65,820.73	72.35
La Plata	902.80	12,938.88	41,660.54	39,275.27	94.27
Larimer	1,718.41	14,056.15	157,236.34	154,102.76	98.01
Las Animas	5,878.00	62,444.33	118,303.89	107,577.17	90.93
Lincoln	2,820.32	19,402.37	40,687.31	38,063.74	93.55
Logan	1,565.25	16,481.58	91,083.08	89,549.29	98.32
Mesa	2,290.85	17,385.31	90,704.61	86,428.39	95.28
Mineral	95.68	3,013.28	5,473.71	4,850.12	88.61
Moffat	1,996.95	1,033.91	24,124.86	23,565.20	97.68
Montezuma	1,564.22	10,951.28	23,764.13	20,729.95	87.23
Montrose	986.44	6,014.60	37,095.23	35,085.70	94.58
Morgan	1,463.52	14,084.90	74,626.95	73,302.43	98.22
Otero	1,200.01	19,230.33	90,913.54	88,652.67	97.51
Ouray	290.36	7,871.91	11,485.94	9,665.88	84.15
Park	731.94	7,828.52	18,236.42	17,201.75	94.32
Phillips	581.57	4,059.93	28,217.60	27,917.78	98.94
Pitkin	233.62	4,033.11	9,157.05	8,448.04	92.26
Prowers	4,214.72	11,177.88	59,526.86	58,347.59	98.02
Pueblo	1,911.72	39,321.77	246,603.11	238,783.55	96.83
Rio Blanco	900.62	2,514.30	16,711.48	15,351.57	91.86
Rio Grande	1,229.27	7,974.52	33,660.89	31,581.83	93.82
Routt	1,640.69	9,963.50	48,054.75	47,052.30	97.91
Saguache	938.84	8,037.20	26,575.23	24,492.69	92.16
San Juan	780.03	17,126.52	12,342.17	6,306.55	51.10
San Miguel	491.72	7,597.71	14,915.32	13,023.15	87.31
Sedgwick	1,379.58	4,606.06	32,111.92	31,585.29	98.36
Summit	693.38	11,596.73	30,292.35	16,686.40	55.08
Teller	393.88	11,299.32	21,699.37	19,222.62	88.59
Washington	1,257.03	5,076.18	39,073.58	38,784.94	99.26
Weid	6,236.86	38,451.75	279,903.19	275,895.88	98.57
Yuma	1,514.07	4,546.73	44,702.08	44,244.90	98.98
Totals	\$ 96,954.20	\$ 839,038.46	\$ 4,841,580.17	\$ 4,664,123.72	

*Overpaid. Probably delinquent tax for prior years.

BALANCES AND PERCENTAGES

June 30, 1942

Balance Due 1940	1941 Levy	Receipts 1941	% Col- lected	Balance Due 1941	Total Receipts 1940 and 1941	Balance Due June 30, 1942
\$ 2,259.36	\$ 98,064.14	\$ 55,657.49	56.76	\$ 42,406.65	\$ 152,529.75	\$ 53,586.63
4,763.65	31,329.22	16,112.47	51.43	15,216.75	43,347.88	36,822.60
2,261.93	82,079.34	49,615.21	60.45	32,464.13	127,704.70	48,753.36
392.39	12,896.81	7,337.54	56.89	5,559.27	19,828.03	9,081.39
2,698.03	36,427.05	20,668.25	56.74	15,758.80	54,344.44	33,552.14
1,772.48	42,964.35	24,803.29	57.73	18,161.06	65,677.29	32,361.31
2,977.47	161,209.36	95,856.13	59.46	65,353.23	255,851.69	78,942.43
1,701.64	28,974.04	15,037.92	51.90	13,936.12	43,158.21	26,033.75
560.46	32,079.91	20,313.87	63.32	11,766.04	52,297.17	19,145.60
5,863.57	18,092.89	6,781.55	37.48	11,311.34	19,760.79	36,238.22
5,791.49	26,387.70	9,467.91	35.88	16,919.79	30,578.26	39,762.95
4,927.22	14,517.43	4,841.09	33.35	9,676.34	13,909.67	39,619.39
2,065.18	22,318.32	11,392.29	51.04	10,926.03	31,583.38	24,276.01
619.43	8,130.38	3,828.40	47.09	4,301.98	11,662.30	7,152.46
2,109.26	41,222.28	22,521.11	54.63	18,701.17	61,671.12	26,152.88
5,552.19	1,583,444.66	1,033,022.91	65.24	550,420.75	2,607,633.97	630,398.48
891.03	6,661.32	3,467.56	52.05	3,193.76	8,789.35	6,962.64
252.42	29,879.73	15,784.73	52.83	14,095.00	45,852.27	21,955.49
817.65	43,468.96	23,261.14	53.51	20,207.82	63,654.41	30,187.46
85.47	38,551.54	22,305.34	57.86	16,246.20	60,648.06	23,208.91
1,630.61	217,821.55	132,665.96	60.91	85,155.59	351,561.54	105,482.48
3,030.18	57,131.20	31,674.88	55.44	25,456.32	85,968.98	44,135.77
666.36	51,535.99	27,958.40	54.25	23,577.59	78,789.28	30,518.07
4,200.06	11,519.46	4,344.11	37.71	7,175.35	12,642.46	27,334.23
955.20	25,652.60	13,545.42	52.80	12,107.18	38,448.12	22,570.46
3,490.70	36,628.07	17,812.59	48.63	18,815.48	51,436.50	40,830.38
1,119.88	2,346.04	697.92	29.75	1,648.12	1,940.24	6,645.96
3,853.08	37,553.34	18,102.58	48.20	19,450.76	53,570.39	45,562.31
36.59	11,880.79	7,075.54	59.55	4,805.25	18,620.15	5,120.44
937.06	102,338.41	66,736.72	65.21	35,601.69	167,748.41	45,523.24
617.16	25,723.65	15,221.52	59.17	10,502.13	42,215.19	18,964.26
*508.69	36,675.95	24,152.02	65.85	12,523.93	61,167.45	10,306.41
25,147.84	77,862.87	54,930.57	70.55	22,932.30	120,751.30	82,393.06
2,385.27	40,090.23	20,445.54	51.00	19,644.69	59,720.81	34,968.84
3,133.58	153,071.00	90,056.97	58.83	63,014.03	244,159.73	80,203.76
10,726.72	112,022.72	52,881.37	47.21	59,141.35	160,458.54	132,312.40
2,623.57	41,036.17	24,909.95	60.70	16,126.22	62,973.69	38,152.16
1,533.79	89,892.07	54,405.01	60.52	35,487.06	143,954.30	53,502.43
4,276.22	90,233.13	45,490.58	50.41	44,742.55	131,918.97	66,404.08
623.59	5,469.38	3,261.84	59.64	2,207.54	8,111.96	5,844.41
559.66	26,089.05	15,069.52	57.76	11,019.53	38,634.72	12,613.10
3,034.18	22,958.89	10,150.00	44.21	12,808.89	30,879.95	26,794.35
2,009.53	37,213.28	21,166.57	56.88	16,046.71	56,252.27	24,070.84
1,324.52	74,118.13	45,531.66	61.43	28,586.47	118,834.09	43,995.89
2,260.87	90,275.16	50,927.91	56.41	39,347.25	139,580.58	60,838.45
1,820.06	11,518.07	5,361.04	46.54	6,157.03	15,026.92	15,849.00
1,034.67	18,632.96	11,269.83	60.48	7,363.13	28,471.58	16,226.32
299.82	27,863.45	17,284.84	62.03	10,578.61	45,202.62	14,938.36
709.01	9,149.42	4,850.93	53.02	4,298.49	13,298.97	9,040.61
1,179.27	59,044.61	33,245.93	56.31	25,798.68	91,593.52	38,155.83
7,819.56	245,406.16	130,594.66	53.22	114,811.50	369,378.21	161,952.83
1,359.91	16,496.09	9,680.44	58.68	6,815.65	25,032.01	10,689.86
2,079.06	32,771.50	17,518.72	53.46	15,252.78	49,100.55	25,306.36
1,002.45	47,076.72	24,259.53	51.53	22,817.19	71,311.83	33,783.14
2,082.54	25,650.51	14,406.03	56.16	11,244.48	38,898.72	21,364.22
6,035.62	12,007.09	3,217.29	26.79	8,789.80	9,523.84	31,951.94
1,892.17	14,346.07	7,395.37	51.55	6,950.70	20,418.52	16,440.58
526.63	32,099.61	17,453.06	54.37	14,646.55	49,038.35	17,779.24
13,605.95	19,155.69	13,283.47	69.34	5,872.22	29,969.87	31,074.90
2,476.75	24,498.32	11,775.19	48.06	12,723.13	30,997.81	26,499.20
288.64	38,999.56	22,519.25	57.74	16,480.31	61,304.19	21,845.13
4,007.31	275,789.40	162,677.69	58.99	113,111.71	438,573.57	155,570.77
457.18	44,163.11	26,375.18	59.72	17,787.93	70,620.08	22,791.84
\$ 177,456.45	\$ 4,790,506.90	\$ 2,844,459.80		\$ 1,946,047.10	\$ 7,508,583.52	\$ 2,962,542.01

COUNTY TREASURERS FOR THE YEAR 1940

Cash Statement—Receipts

County	Balance Jan. 1, 1940	Tax Collections	Miscellaneous Collections	Total
Adams	\$ 253,156.39	\$ 669,271.87	\$ 660,814.25	\$ 1,593,242.51
Alamosa	105,152.10	330,449.95	265,649.81	701,251.86
Arapahoe	218,623.49	684,157.90	965,267.42	1,868,048.81
Archuleta	41,782.95	96,173.00	119,804.30	257,760.25
Baca	146,930.19	318,952.41	301,793.26	767,675.86
Bent	55,348.24	340,661.05	216,547.38	612,556.67
Boulder	192,753.50	1,302,226.39	958,416.06	2,453,395.95
Chaffee	109,913.48	278,058.23	297,260.34	685,232.05
Cheyenne	83,408.70	208,671.72	164,030.29	456,110.71
Clear Creek	38,615.56	150,374.52	131,451.09	320,441.17
Conejos	78,513.12	211,016.04	465,570.42	755,099.58
Costilla	Failed to report			
Crowley	88,302.02	205,947.23	164,351.78	458,601.03
Custer	17,035.68	58,840.37	115,076.18	190,952.23
Delta	115,031.15	457,413.19	509,137.72	1,081,582.06
Denver	936,537.92	15,400,096.79	5,633,725.70	21,970,360.41
Dolores	19,818.33	54,804.24	81,068.68	155,691.25
Douglas	65,791.19	200,851.05	140,265.39	406,907.63
Eagle	90,806.59	239,894.58	192,418.98	523,120.15
Elbert	100,904.67	234,624.18	169,902.94	505,431.79
El Paso	453,776.32	2,037,320.90	1,770,165.14	4,261,262.36
Fremont	119,686.24	542,659.51	947,319.35	1,609,665.10
Garfield	191,502.18	471,166.51	370,243.95	1,032,912.64
Gilpin	33,746.55	85,955.06	83,939.71	203,641.32
Grand	44,259.52	168,931.33	127,478.13	340,668.98
Gunnison	87,381.30	308,260.35	257,559.46	653,201.11
Hinsdale	8,715.45	15,638.83	26,705.96	51,060.24
Huerfano	168,739.39	435,826.81	604,936.58	1,209,502.78
Jackson	31,737.41	68,925.80	109,208.69	209,871.90
Jefferson	261,754.25	893,633.27	863,033.05	2,018,420.57
Kiowa	47,920.87	188,879.71	186,507.99	423,308.57
Kit Carson	161,205.69	326,944.60	483,387.30	971,537.59
Lake	102,848.20	157,913.69	123,333.75	384,095.64
La Plata	128,006.30	467,504.10	468,775.33	1,064,285.73
Larimer	267,326.80	1,387,889.20	1,291,275.25	2,946,491.25
Las Animas	141,121.06	1,130,595.04	1,100,794.79	2,372,510.89
Lincoln	89,806.76	295,565.23	287,684.11	673,056.10
Logan	242,129.47	763,403.55	529,228.83	1,534,761.85
Mesa	168,432.24	1,159,832.43	1,117,364.74	2,445,629.41
Mineral	34,835.10	30,922.25	37,204.88	102,962.23
Moffat	124,725.16	219,218.07	178,650.66	522,593.89
Montezuma	62,782.87	232,696.72	276,398.05	571,877.64
Montrose	174,904.91	347,367.20	526,050.68	1,048,322.79
Morgan	156,705.71	652,767.97	565,309.26	1,374,782.94
Otero	105,481.75	739,700.30	766,646.54	1,611,828.59
Ouray	20,297.73	103,629.34	74,966.74	198,893.81
Park	83,644.91	107,245.34	142,969.08	333,859.33
Phillips	58,045.60	197,750.75	258,543.44	514,339.79
Pitkin	12,520.67	63,768.71	91,664.33	167,953.71
Prowers	92,594.70	507,771.76	531,947.34	1,132,313.80
Pueblo	286,825.75	2,695,960.75	2,024,902.19	5,007,688.69
Rio Blanco	52,847.77	139,355.36	136,984.97	329,188.10
Rio Grande	176,363.70	403,052.08	361,708.61	941,124.39
Routt	168,717.10	382,404.34	312,094.18	863,215.62
Saguache	73,257.06	224,339.68	215,409.82	513,006.56
San Juan	25,408.81	95,484.45	43,639.52	164,532.78
San Miguel	51,912.54	128,272.22	161,787.83	341,972.59
Sedgwick	106,190.19	256,458.02	217,634.87	580,283.08
Summit	17,874.86	68,494.17	57,277.15	143,646.18
Teller	34,963.16	242,622.63	183,232.55	460,818.34
Washington	162,276.86	285,387.41	408,198.91	855,863.18
Weld	752,741.16	3,101,941.91	2,092,676.39	5,947,359.46
Yuma	176,093.44	370,314.41	382,078.47	928,486.32
Totals	\$ 8,530,532.78	\$43,946,256.47	\$32,349,470.56	\$84,826,259.81

COUNTY TREASURERS FOR THE YEAR 1940

Cash Statement—Disbursements

County	Remitted to State Treasurer	All Other Sources	Balance Dec. 31, 1940	Total
Adams	\$ 112,801.87	\$ 1,218,813.69	\$ 261,626.95	\$ 1,593,242.51
Alamosa	31,158.07	572,501.29	97,592.50	701,251.86
Arapahoe	88,387.75	1,589,150.50	199,510.56	1,868,048.81
Archuleta	13,366.83	201,719.82	42,673.60	257,760.25
Baca	44,383.35	572,068.83	151,223.68	767,675.86
Bent	46,952.63	499,199.16	66,404.88	612,556.67
Boulder	171,773.52	2,045,256.23	236,366.20	2,453,395.95
Chaffee	31,586.09	586,992.22	66,653.74	685,232.05
Cheyenne	36,814.92	336,542.51	82,753.28	456,110.71
Clear Creek	16,823.50	262,978.88	40,638.79	320,441.17
Conejos	28,326.31	623,416.29	103,356.98	755,099.58
Costilla	Failed to report			
Crowley	20,334.33	365,077.87	73,188.83	458,601.03
Custer	8,879.45	164,935.02	17,137.76	190,952.23
Delta	43,588.24	935,669.17	102,324.65	1,081,582.06
Denver	1,567,542.02	19,656,255.89	746,562.50	21,970,360.41
Dolores	6,657.65	129,064.47	19,969.13	155,691.25
Douglas	31,735.28	325,425.95	49,746.40	406,907.63
Eagle	43,174.63	412,332.60	67,612.92	523,120.15
Elbert	42,314.45	365,459.87	97,657.47	505,431.79
El Paso	362,653.63	3,466,498.87	432,109.86	4,261,262.36
Fremont	60,940.28	1,400,500.16	148,224.66	1,609,665.10
Garfield	56,005.76	779,714.72	197,192.16	1,032,912.64
Gilpin	11,617.81	169,290.71	22,732.80	203,641.32
Grand	29,555.31	264,447.46	46,666.21	340,668.98
Gunnison	37,334.00	531,859.42	84,007.69	653,201.11
Hinsdale	1,709.36	40,515.16	8,835.72	51,060.24
Huerfano	50,537.49	1,019,376.98	139,588.31	1,209,502.78
Jackson	13,396.05	159,034.58	37,441.27	209,871.90
Jefferson	105,670.52	1,698,536.78	214,213.27	2,018,420.57
Kiowa	28,842.92	358,129.63	36,336.02	423,308.57
Kit Carson	45,104.07	768,874.96	157,558.56	971,537.59
Lake	20,922.62	300,850.26	62,322.76	384,095.64
La Plata	44,692.57	889,718.13	129,875.03	1,064,285.73
Larimer	160,850.25	2,513,754.64	271,886.36	2,946,491.25
Las Animas	119,545.26	2,091,716.29	161,249.34	2,372,510.89
Lincoln	41,859.91	558,970.76	72,225.43	673,056.10
Logan	96,195.91	1,197,261.49	241,304.45	1,534,761.85
Mesa	93,397.61	2,149,847.25	202,384.55	2,445,629.41
Mineral	5,029.66	49,647.75	48,284.82	102,962.23
Moffat	30,366.87	361,727.41	130,499.61	522,593.89
Montezuma	31,196.59	469,856.94	70,824.11	571,877.64
Montrose	40,007.83	906,711.12	101,603.84	1,048,322.79
Morgan	79,438.93	1,152,797.25	142,546.76	1,374,782.94
Otero	139,056.56	1,395,758.81	77,013.22	1,611,828.10
Ouray	11,422.08	169,269.84	18,201.89	198,893.81
Park	21,584.28	245,114.07	67,160.98	333,859.33
Phillips	33,078.21	428,955.31	52,306.27	514,339.79
Pitkin	9,492.44	146,601.29	11,859.98	167,953.71
Prowers	59,104.15	986,559.98	86,649.67	1,132,313.80
Pueblo	255,474.45	4,544,199.75	208,014.49	5,007,688.69
Rio Blanco	18,307.73	242,308.36	68,572.01	329,188.10
Rio Grande	37,006.95	742,099.49	162,017.95	941,124.39
Routt	51,998.85	664,275.75	146,941.02	863,215.12
Saguache	29,059.32	400,648.51	83,298.73	513,006.56
San Juan	12,093.58	126,854.75	25,584.45	164,532.78
San Miguel	16,123.08	263,677.73	62,171.78	341,972.59
Sedgwick	36,691.50	429,431.16	114,160.42	580,283.08
Summit	9,361.49	126,241.63	8,043.06	143,646.18
Teller	23,169.37	419,851.16	17,797.81	460,818.34
Washington	61,466.69	643,449.72	150,946.77	855,863.18
Weld	302,020.41	4,830,491.56	814,847.49	5,947,359.46
Yuma	46,893.97	717,404.20	164,188.15	928,486.32
Totals	\$ 5,126,877.21	\$71,676,692.05	\$ 8,022,690.55	\$84,826,259.81

COUNTY TREASURERS FOR THE YEAR 1940

Fee Statement

County	Earnings	Salaries Paid	Earnings Over Expenses	Interest Due State
Adams	\$ 18,462.26	\$ 9,331.00	\$ 9,131.26
Alamosa	6,498.40	3,035.00	3,463.40
Arapahoe	24,504.66	9,946.00	14,558.66	\$ 320.50
Archuleta	2,200.09	1,733.29	466.80
Baca	7,133.04	3,930.00	3,203.04
Bent	8,793.72	3,919.55	4,874.17
Boulder	11,122.76	9,965.75	1,157.01	798.35
Chaffee	6,596.18	2,100.00	4,496.18	1,283.92
Cheyenne	4,866.33	2,115.30	2,751.03	212.10
Clear Creek	5,520.16	4,314.50	1,205.66	339.64
Conejos	5,996.51	2,994.00	3,002.51
Costilla	Failed to report			
Crowley	5,041.88	3,120.00	1,921.88	342.66
Custer	2,427.29	2,332.00	95.29	94.00
Delta	12,333.17	9,850.00	2,483.17	761.85
Denver	209,838.36	98,000.00	111,838.36	3,021.18
Dolores	2,610.61	1,516.75	1,093.86	72.39
Douglas	5,412.40	3,052.50	2,359.90	172.68
Eagle	5,174.14	3,463.20	1,710.94	271.02
Elbert	4,598.39	3,153.00	1,445.39
El Paso	41,048.53	17,156.75	23,891.78	485.91
Fremont	15,547.00	9,000.00	6,547.00	26.24
Garfield	8,347.57	5,784.75	2,562.82
Gilpin	3,632.75	3,411.15	221.60	78.56
Grand	6,922.23	3,000.00	3,922.23	159.20
Gunnison	9,175.19	5,775.00	3,400.19
Hinsdale	801.44	801.44	
Huerfano	10,597.76	6,719.05	3,878.71
Jackson	3,273.52	1,814.00	1,459.52	4.56
Jefferson	26,764.33	9,537.00	17,227.33
Kiowa	5,447.80	3,568.75	1,879.05	81.13
Kit Carson	8,688.64	4,619.00	4,069.64	1,190.19
Lake	7,549.86	4,568.89	2,980.97
La Plata	11,005.50	4,500.00	6,505.50	41.02
Larimer	34,280.49	9,555.00	24,725.49
Las Animas	23,500.05	15,740.55	7,759.50
Lincoln	8,941.57	4,260.00	4,681.57	614.57
Logan	12,256.64	7,780.00	4,476.64	545.32
Mesa	23,559.24	12,493.14	11,066.10	18.48
Mineral	1,299.99	1,299.99		.67
Moffat	6,590.33	5,510.00	1,080.33	905.68
Montezuma	6,068.97	3,330.31	2,738.66
Montrose	10,703.09	4,800.00	5,903.09
Morgan	10,614.07	6,462.00	4,152.07	467.58
Otero	11,247.62	8,574.38	2,673.24
Ouray	3,259.16	1,800.00	1,459.16
Park	3,147.99	1,925.00	1,222.99	1,895.51
Phillips	5,709.63	2,820.00	2,889.63	319.51
Pitkin	2,586.62	1,500.00	1,086.62
Prowers	6,103.24	5,550.00	553.24
Pueblo	26,146.80	21,500.00	4,646.80	179.94
Rio Blanco	3,728.62	3,000.00	728.62	196.41
Rio Grande	10,928.19	4,750.00	6,178.19	498.63
Routt	10,395.31	4,800.00	5,595.31	675.83
Saguache	5,582.82	3,020.00	2,562.82	143.41
San Juan	4,146.73	1,828.00	2,318.73
San Miguel	5,760.00	3,055.00	2,705.00
Sedgwick	10,175.61	5,163.35	5,012.26
Summit	2,362.58	2,362.58		22.59
Teller	4,810.95	4,737.50	73.45	126.74
Washington	8,025.26	4,600.00	3,425.26
Weld	31,619.93	17,519.74	14,100.19	2,154.15
Yuma	7,056.33	3,120.00	3,936.33
Totals	\$ 808,540.30	\$ 430,984.16	\$ 377,556.14	\$ 18,513.12

COUNTY TREASURERS FOR THE YEAR 1940

Disbursements

County	To State Treasurer	County Expense	Road Expense	School Expense
Adams	\$ 112,801.87	\$ 463,251.95	\$ 116,642.68	\$ 451,968.22
Alamosa	31,158.07	189,640.02	43,094.88	200,461.17
Arapahoe	88,387.75	748,614.13	97,210.73	472,756.23
Archuleta	13,366.83	108,421.64	33,859.85	48,494.35
Baca	44,383.35	259,457.12	69,238.57	189,428.57
Bent	46,952.63	225,825.06	35,450.68	171,735.34
Boulder	171,773.52	901,963.66	177,485.19	674,895.33
Chaffee	31,586.09	345,392.48	38,382.82	129,464.91
Cheyenne	36,814.92	128,364.29	44,915.94	122,771.58
Clear Creek	16,823.50	122,413.07	47,750.47	61,370.51
Conejos	28,326.31	306,298.64	53,222.91	218,114.14
Costilla	Failed to report			
Crowley	20,334.33	161,181.16	38,617.71	121,573.97
Custer	8,879.45	88,999.56	36,475.89	29,734.99
Delta	43,588.24	455,825.43	124,684.89	258,790.27
Denver	1,567,542.02	5,257,429.46		6,043,146.24
Dolores	6,657.65	64,295.52	27,621.74	31,014.54
Douglas	31,735.28	117,548.10	81,905.62	102,718.50
Eagle	43,174.63	151,754.93	74,405.55	156,457.39
Elbert	42,314.45	150,087.52	70,940.44	128,717.68
El Paso	362,653.63	1,527,926.16	254,465.07	1,117,103.96
Fremont	60,940.28	801,960.66	92,286.02	348,416.92
Garfield	56,005.76	403,204.38	71,696.17	225,948.45
Gilpin	11,617.81	90,246.58	29,806.22	37,044.17
Grand	29,555.31	112,190.59	70,951.53	62,504.45
Gunnison	37,334.00	192,253.78	139,826.20	156,712.32
Hinsdale	1,709.36	14,041.20	18,080.67	6,784.42
Huerfano	50,537.49	615,928.19	126,419.54	227,707.85
Jackson	13,396.05	52,832.77	65,560.17	38,297.03
Jefferson	105,670.52	732,370.88	275,485.50	486,158.31
Kiowa	28,842.92	139,205.85	59,713.86	141,245.23
Kit Carson	45,104.07	403,311.24	65,924.71	220,403.66
Lake	20,922.62	102,166.34	44,144.86	114,787.13
La Plata	44,692.57	395,467.58	104,035.19	263,252.40
Larimer	160,850.25	1,290,232.15	189,044.74	708,119.32
Las Animas	119,545.26	1,078,671.15	136,070.82	635,463.84
Lincoln	41,859.91	231,265.76	102,738.07	166,829.25
Logan	96,195.91	405,844.85	82,113.71	441,509.52
Mesa	93,397.61	900,889.61	194,022.00	666,711.03
Mineral	5,029.66	22,832.97	11,285.14	10,947.27
Moffat	30,366.87	154,340.78	67,896.90	104,483.34
Montezuma	31,196.59	233,677.44	62,837.51	149,676.08
Montrose	40,007.83	384,884.98	109,089.36	322,483.50
Morgan	79,438.93	448,988.41	103,456.47	366,212.10
Otero	139,056.56	582,665.56	106,000.53	438,059.24
Ouray	11,422.08	83,377.33	25,677.95	43,838.18
Park	21,584.28	96,408.97	62,316.26	63,893.94
Phillips	33,078.21	187,983.67	40,749.12	142,003.23
Pitkin	9,492.44	77,262.50	30,110.16	29,170.59
Prowers	59,104.15	436,351.72	74,484.07	294,123.77
Pueblo	255,474.45	1,631,871.21	175,387.89	1,153,034.22
Rio Blanco	18,307.73	102,831.14	66,544.78	66,042.99
Rio Grande	37,006.95	290,975.75	46,069.93	279,296.04
Routt	51,998.85	286,419.15	98,809.74	207,322.20
Saguache	29,059.32	152,995.01	59,611.90	129,454.88
San Juan	12,093.58	61,083.36	20,231.23	34,300.28
San Miguel	16,123.08	164,860.85	19,120.49	60,513.15
Sedgwick	36,691.50	167,816.97	36,948.38	146,062.65
Summit	9,361.49	60,915.94	27,210.00	30,533.41
Teller	23,169.37	224,683.70	50,006.76	93,277.28
Washington	61,466.69	251,087.43	94,383.52	226,942.41
Weld	302,020.41	1,713,732.72	328,200.78	1,524,960.19
Yuma	46,893.97	307,424.76	100,310.40	253,682.46
Totals	\$ 5,126,877.21	\$ 27,862,245.78	\$ 5,151,030.88	\$ 21,848,926.59

COUNTY TREASURERS FOR THE YEAR 1940

Disbursements

County	Cities	Irrigation	Miscellaneous	Total
Adams	\$ 77,843.86	\$ 21,664.65	\$ 87,442.33	\$ 1,331,615.56
Alamosa	74,334.65	25,825.46	39,145.11	603,659.36
Arapahoe	141,808.66		119,760.75	1,668,538.25
Archuleta	8,355.72		2,588.26	215,086.65
Baca	18,190.78		35,753.79	616,452.18
Bent	27,699.06	13,970.73	24,518.29	546,151.79
Boulder	167,545.34	4,353.08	119,013.63	2,217,029.75
Chaffee	53,077.92		20,674.09	618,578.31
Cheyenne	8,336.63		32,154.07	373,357.43
Clear Creek	18,956.72		12,488.11	279,802.38
Conejos	15,725.62	14,746.72	15,308.26	651,742.60
Costilla	Failed to report			
Crowley	21,235.97	16,235.91	6,233.15	385,412.20
Custer	1,376.73		8,347.85	173,814.47
Delta	39,428.17	1,727.90	55,212.51	979,257.41
Denver	7,860,743.61		494,936.58	21,223,797.91
Dolores	1,429.96		4,702.71	135,722.12
Douglas	8,568.50		14,685.23	357,161.23
Eagle	11,448.29		18,266.44	455,507.23
Elbert	4,511.00		11,203.23	407,774.32
El Paso	444,532.44		122,471.24	3,829,152.50
Fremont	115,061.01		42,775.55	1,461,440.44
Garfield	54,849.08		24,016.64	835,720.48
Gilpin	5,500.00		6,693.74	180,908.52
Grand	8,098.51		10,702.38	294,002.77
Gunnison	21,152.81		21,914.31	569,193.42
Hinsdale	886.58		722.29	42,224.52
Huerfano	46,061.16		3,260.24	1,069,914.47
Jackson	2,148.82		195.79	172,430.63
Jefferson	67,611.85	416.15	136,494.09	1,804,207.30
Kiowa	6,706.77		11,257.92	386,972.55
Kit Carson	31,307.97		47,927.38	813,979.03
Lake	37,324.70		2,427.23	321,772.88
La Plata	82,753.98	7,180.01	37,028.97	934,410.70
Larimer	226,811.48		99,546.95	2,674,604.89
Las Animas	140,927.80		100,532.68	2,211,261.55
Lincoln	18,782.83		39,354.85	600,830.67
Logan	122,201.81	62,438.69	83,152.91	1,293,457.40
Mesa	181,913.64	96,425.81	109,885.16	2,243,244.86
Mineral	4,470.87		111.50	54,677.41
Moffat	15,285.37	1,989.26	17,731.76	392,094.28
Montezuma	22,159.50		1,506.41	501,053.53
Montrose	47,069.46	895.00	42,288.82	946,718.95
Morgan	71,039.55	88,455.43	74,645.29	1,232,236.18
Otero	137,993.91	23,367.80	107,671.77	1,534,815.37
Ouray	9,848.97		6,527.41	180,691.92
Park	5,682.29		16,812.61	266,698.35
Phillips	21,991.77		36,227.52	462,033.52
Pitkin	6,704.00		3,354.04	156,093.73
Prowers	61,320.04	60,542.78	59,737.60	1,045,664.13
Pueblo	1,259,566.37		324,340.06	4,799,674.20
Rio Blanco	6,889.45			260,616.09
Rio Grande	38,668.25	31,092.66	55,996.86	779,106.44
Routt	35,319.80		36,404.86	716,274.60
Saguache	13,809.54	29,288.20	15,488.98	429,707.83
San Juan	8,282.91		2,956.97	138,948.33
San Miguel	9,220.54		9,962.70	279,800.81
Sedgwick	22,259.26	17,777.23	38,566.67	466,122.66
Summit	3,387.19		4,195.09	135,603.12
Teller	32,411.47		19,471.95	443,020.53
Washington	16,205.82	787.74	54,042.80	704,916.41
Weld	262,096.24	748,906.50	252,595.13	5,132,511.97
Yuma	22,141.58	1,401.16	32,443.84	764,298.17
Totals	\$12,309,074.58	\$ 1,269,488.87	\$ 3,235,925.35	\$76,803,569.26

COUNTY TREASURERS FOR THE YEAR 1940

School Expense Compared to County Expense

County	General	Special	Buildings, Bonds, Etc.	Total Schools	Total County Including Schools
Adams	\$ 126,238.86	\$ 230,137.99	\$ 95,591.37	\$ 451,968.22	\$ 1,331,615.56
Alamosa	70,000.00	107,206.64	23,254.53	200,461.17	603,659.36
Arapahoe	137,000.00	276,074.25	59,681.98	472,756.23	1,668,538.25
Archuleta	22,480.52	21,522.31	4,491.52	48,494.35	215,086.65
Baca	64,500.00	102,379.87	22,548.70	189,428.57	616,452.18
Bent	45,550.00	108,122.66	18,062.68	171,735.34	546,151.79
Boulder	194,944.02	411,055.66	68,895.65	674,895.33	2,217,029.75
Chaffee	40,514.54	79,936.62	9,013.75	129,464.91	618,578.31
Cheyenne	27,428.83	73,020.88	22,321.87	122,771.58	373,357.43
Clear Creek	16,649.38	35,056.13	9,665.00	61,370.51	279,802.38
Conejos	85,000.00	114,751.54	18,362.60	218,114.14	651,742.60
Costilla	Failed to report				
Crowley	33,198.27	59,178.89	29,196.81	121,573.97	385,412.20
Custer	12,758.99	14,151.74	2,824.26	29,734.99	173,814.47
Delta	80,443.46	153,966.73	24,380.08	258,790.27	979,257.41
Denver	1,513,086.10	3,746,894.08	783,166.06	6,043,146.24	21,223,797.91
Dolores	16,695.61	11,167.46	3,151.47	31,014.54	135,722.12
Douglas	36,103.59	58,599.91	8,015.00	102,718.50	357,161.23
Eagle	50,389.52	67,624.27	38,443.60	156,457.39	455,507.23
Elbert	50,437.50	69,393.44	8,886.74	128,717.68	407,774.32
El Paso	260,264.90	856,839.06	1,117,103.96	3,829,152.50
Fremont	95,519.17	194,668.06	58,229.69	348,416.92	1,461,440.44
Garfield	70,127.22	116,974.53	38,846.70	225,948.45	835,720.48
Gilpin	11,836.25	20,379.27	4,828.65	37,044.17	180,908.52
Grand	27,759.41	29,003.79	5,741.25	62,504.45	294,002.77
Gunnison	46,685.52	81,529.30	28,497.50	156,712.32	569,193.42
Hinsdale	4,194.86	2,589.56	6,784.42	42,224.52
Huerfano	43,050.80	172,303.02	12,354.03	227,707.85	1,069,914.47
Jackson	15,304.15	18,658.22	4,334.66	38,297.03	172,430.63
Jefferson	170,050.50	250,008.09	66,099.72	486,158.31	1,804,207.30
Kiowa	37,626.31	87,851.56	15,767.36	141,245.23	386,972.55
Kit Carson	75,018.21	109,851.94	35,533.51	220,403.66	813,979.03
Lake	30,270.34	84,516.79	114,787.13	321,772.88
La Plata	86,000.00	152,932.52	24,319.88	263,252.40	934,410.70
Larimer	211,929.35	376,837.96	119,352.01	708,119.32	2,674,604.89
Las Animas	190,819.88	408,894.24	35,749.72	635,463.84	2,211,261.55
Lincoln	89,240.59	61,531.93	16,056.73	166,829.25	600,830.67
Logan	137,649.02	249,899.24	53,961.26	441,509.52	1,293,457.40
Mesa	255,469.24	363,998.36	47,243.43	666,711.03	2,243,244.86
Mineral	6,033.13	4,914.14	10,947.27	54,677.41
Moffat	36,697.39	49,411.93	18,374.02	104,483.34	392,094.28
Montezuma	61,322.06	74,769.74	13,584.28	149,676.08	501,053.53
Montrose	86,568.69	131,821.71	104,093.10	322,483.50	946,718.95
Morgan	111,002.98	203,168.49	52,040.63	366,212.10	1,232,236.18
Otero	134,400.00	243,351.24	60,308.00	438,059.24	1,534,815.37
Ouray	14,116.18	22,699.29	7,022.71	43,838.18	180,691.92
Park	20,000.00	40,263.94	3,630.00	63,893.94	266,698.35
Phillips	45,000.00	72,275.00	24,728.23	142,003.23	462,033.52
Pitkin	13,651.97	14,448.39	1,070.23	29,170.59	156,093.73
Prowers	110,840.90	147,005.03	36,277.84	294,123.77	1,045,664.13
Pueblo	312,981.86	721,928.72	118,123.64	1,153,034.22	4,799,674.20
Rio Blanco	23,801.68	28,162.13	14,079.18	66,042.99	260,616.09
Rio Grande	40,608.76	181,316.36	57,370.92	279,296.04	779,106.44
Routt	66,079.43	119,927.52	21,315.25	207,322.20	716,274.60
Saguache	40,982.00	74,583.43	13,889.45	129,454.88	429,707.83
San Juan	15,805.59	13,541.36	4,953.33	34,300.28	138,948.33
San Miguel	23,262.44	33,597.21	3,653.50	60,513.15	279,800.81
Sedgwick	95,961.13	26,097.81	24,003.71	146,062.65	466,122.66
Summit	14,296.08	11,518.90	4,718.43	30,533.41	135,603.12
Teller	29,478.97	62,670.81	1,127.50	93,277.28	443,020.53
Washington	94,450.80	106,223.53	26,268.08	226,942.41	704,916.41
Weld	415,179.77	852,602.98	257,177.44	1,524,960.19	5,132,511.97
Yuma	81,759.51	148,701.49	23,221.46	253,682.46	764,298.17
Totals	\$ 6,376,516.23	\$ 12,764,509.66	\$ 2,707,900.70	\$ 21,848,926.59	\$ 76,803,569.26

COUNTY TREASURERS FOR THE YEAR 1941

Cash Statement—Receipts

County	Balance Jan. 1, 1941	Tax Collections	Miscellaneous Collections	Total
Adams	\$ 261,626.95	\$ 675,298.61	\$ 752,314.45	\$ 1,689,240.01
Alamosa	97,592.50	330,500.95	275,816.68	703,910.13
Arapahoe	199,510.56	714,803.03	1,137,562.86	2,051,876.45
Archuleta	42,673.60	97,656.73	126,153.89	266,484.22
Baca	151,223.68	341,699.81	323,226.37	816,149.86
Bent	66,404.88	353,542.81	238,586.06	658,533.75
Boulder	236,366.20	1,347,610.61	1,041,235.98	2,625,212.79
Chaffee	66,653.74	282,036.01	287,461.56	636,151.31
Cheyenne	82,753.28	215,666.53	167,367.27	465,787.08
Clear Creek	40,638.79	150,847.79	129,827.01	321,313.59
Conejos	103,356.98	194,636.13	443,335.60	741,328.71
Costilla	Failed to report			
Crowley	73,188.83	237,139.42	170,715.37	481,043.62
Custer	17,137.76	65,564.29	119,013.28	201,715.33
Delta	102,324.65	471,392.07	574,792.57	1,148,509.29
Denver	746,562.50	15,874,073.42	2,528,793.58	19,149,429.50
Dolores	19,969.13	59,949.09	75,364.49	155,282.71
Douglas	49,746.40	210,132.71	146,776.33	406,655.44
Eagle	67,612.92	254,421.96	181,042.04	503,076.92
Elbert	97,657.47	271,784.86	189,607.40	559,049.73
El Paso	432,109.86	2,017,413.91	2,009,320.59	4,458,844.36
Fremont	148,224.66	492,217.09	991,512.01	1,631,953.76
Garfield	197,192.16	488,420.53	387,597.59	1,073,210.28
Gilpin	22,732.80	87,091.98	71,865.43	181,690.21
Grand	46,666.21	175,709.13	165,960.81	388,336.15
Gunnison	84,007.69	329,468.16	281,533.04	695,008.89
Hinsdale	8,835.72	15,732.23	32,425.28	56,993.23
Huerfano	139,588.31	493,363.11	689,911.33	1,322,862.75
Jackson	37,441.27	67,630.06	110,534.28	215,605.61
Jefferson	214,213.27	959,553.88	1,003,655.10	2,177,422.25
Kiowa	36,336.02	211,180.61	196,076.18	443,592.81
Kit Carson	157,558.56	388,330.34	524,487.50	1,070,376.40
Lake	62,322.76	486,222.70	133,947.03	682,492.49
La Plata	129,875.03	467,539.11	479,479.01	1,076,893.15
Larimer	271,886.36	1,465,096.50	1,273,073.20	3,010,056.06
Las Animas	161,249.34	1,388,286.24	1,132,054.32	2,681,589.90
Lincoln	72,225.43	376,621.72	299,416.72	748,263.87
Logan	241,304.45	791,317.43	571,015.77	1,603,637.65
Mesa	202,384.55	1,224,828.04	928,258.41	2,355,471.00
Mineral	48,284.82	34,581.74	42,923.37	125,789.93
Moffat	130,499.61	196,626.91	224,792.69	551,919.21
Montezuma	70,824.11	252,443.57	323,209.52	646,477.20
Montrose	101,603.84	367,954.18	572,953.28	1,042,511.30
Morgan	142,546.76	672,885.14	644,386.25	1,459,818.15
Otero	77,013.22	751,506.37	816,451.08	1,644,970.67
Ouray	18,201.89	100,281.97	81,770.16	200,254.02
Park	67,160.98	116,196.21	149,371.36	332,728.55
Phillips	52,306.27	249,719.55	175,052.04	477,077.86
Pitkin	11,859.98	72,032.37	123,602.23	207,494.58
Prowers	86,649.67	613,401.73	557,082.85	1,257,134.25
Pueblo	208,014.49	2,772,359.55	2,126,167.40	5,106,541.44
Rio Blanco	68,572.01	142,386.82	145,833.29	356,792.12
Rio Grande	162,017.95	376,036.91	397,921.47	935,976.33
Routt	146,941.02	428,538.41	332,522.83	908,002.26
Saguache	83,298.73	212,561.58	234,600.74	530,461.05
San Juan	25,584.45	72,851.85	45,720.19	144,156.49
San Miguel	62,171.78	143,882.26	137,020.75	343,074.79
Sedgwick	114,160.42	268,080.49	214,678.77	596,919.68
Summit	8,043.66	77,392.41	139,537.83	224,973.30
Teller	17,797.81	226,550.54	185,798.01	430,146.36
Washington	150,946.77	301,441.08	389,512.00	841,899.85
Weld	814,847.49	2,719,811.32	2,129,293.65	5,663,952.46
Yuma	164,188.15	404,584.91	423,280.34	992,053.40
Totals	\$ 8,022,690.55	\$45,648,887.47	\$30,804,598.49	\$84,476,176.51

COUNTY TREASURERS FOR THE YEAR 1941

Cash Statement—Disbursements

County	Remitted to State Treasurer	All Other Sources	Balance Dec. 31, 1941	Total
Adams	\$ 116,455.74	\$ 1,268,594.49	\$ 304,189.78	\$ 1,689,240.01
Alamosa	32,147.17	578,377.28	93,385.68	703,910.13
Arapahoe	92,296.96	1,675,754.36	283,825.13	2,051,876.45
Archuleta	15,298.28	205,973.01	45,212.93	266,484.22
Baca	43,778.81	555,656.12	216,714.93	816,149.86
Bent	48,237.20	528,447.80	81,848.75	658,533.75
Boulder	174,857.73	2,161,542.00	288,813.06	2,625,212.79
Chaffee	31,365.91	503,992.63	100,792.77	636,151.31
Cheyenne	37,568.70	333,335.86	94,882.52	465,787.08
Clear Creek	16,289.57	263,077.44	41,946.58	321,313.59
Conejos	28,509.74	620,052.39	92,766.58	741,328.71
Costilla	Failed to report			
Crowley	25,415.58	378,802.34	76,825.70	481,043.62
Custer	9,432.38	162,058.00	30,224.95	201,715.33
Delta	45,984.98	987,347.05	115,177.26	1,148,509.29
Denver	2,462,617.02	15,846,742.64	840,069.84	19,149,429.50
Dolores	6,933.03	126,593.54	21,756.14	155,282.71
Douglas	34,401.84	304,787.45	67,466.15	406,655.44
Eagle	47,685.23	362,280.23	93,111.46	503,076.92
Elbert	62,883.93	363,812.98	132,352.82	559,049.73
El Paso	365,684.71	3,620,681.08	472,478.57	4,458,844.36
Fremont	61,160.30	1,377,136.33	193,657.13	1,631,953.76
Garfield	56,936.70	775,458.64	240,814.94	1,073,210.28
Gilpin	11,117.84	144,677.34	25,895.03	181,690.21
Grand	29,878.29	289,495.59	68,962.27	388,336.15
Gunnison	38,834.34	561,920.84	94,253.71	695,008.89
Hinsdale	1,930.16	48,472.07	6,591.00	56,993.23
Huerfano	45,025.27	1,150,720.81	127,116.67	1,322,862.75
Jackson	13,827.87	158,238.15	43,539.59	215,605.61
Jefferson	110,081.53	1,813,929.70	253,411.02	2,177,422.25
Kiowa	32,615.81	370,775.54	40,201.46	443,592.81
Kit Carson	60,280.11	819,923.97	190,172.32	1,070,376.40
Lake	150,004.31	371,682.71	160,805.47	682,492.49
La Plata	44,948.51	893,601.72	138,342.92	1,076,893.15
Larimer	165,735.40	2,536,818.62	307,502.04	3,010,056.06
Las Animas	142,944.55	2,262,644.87	276,000.48	2,681,589.90
Lincoln	52,037.30	544,849.05	151,377.52	748,263.87
Logan	100,950.65	1,212,670.88	290,016.12	1,603,637.65
Mesa	95,709.98	2,055,308.81	204,452.21	2,355,471.00
Mineral	5,330.00	54,928.84	65,531.09	125,789.93
Moffat	32,143.21	364,056.03	155,719.97	551,919.21
Montezuma	25,928.16	531,264.82	89,284.22	646,477.20
Montrose	42,647.81	868,953.32	130,910.17	1,042,511.30
Morgan	85,876.86	1,177,538.77	196,402.52	1,459,818.15
Otero	146,476.10	1,392,412.81	106,081.76	1,644,970.67
Ouray	10,905.63	171,787.66	17,560.73	200,254.02
Park	22,585.61	247,991.41	62,151.53	332,728.55
Phillips	33,333.75	392,771.97	50,972.14	477,077.86
Pitkin	9,737.55	177,700.41	20,056.62	207,494.58
Prowers	78,981.33	1,050,108.26	128,044.66	1,257,134.25
Pueblo	259,311.05	4,554,908.40	292,321.99	5,106,541.44
Rio Blanco	19,535.27	260,812.93	76,443.92	356,792.12
Rio Grande	36,355.86	772,405.79	127,214.68	935,976.33
Routt	58,025.07	686,243.03	163,734.16	908,002.26
Saguache	28,760.75	440,789.36	60,910.94	530,461.05
San Juan	8,792.67	115,174.21	20,189.61	144,156.49
San Miguel	18,176.59	261,436.94	63,461.26	343,074.79
Sedgwick	34,994.87	415,916.95	146,007.86	596,919.68
Summit	22,098.62	195,052.84	7,821.84	224,973.30
Teller	23,985.35	383,935.15	22,225.86	430,146.36
Washington	64,726.67	618,547.26	158,625.92	841,899.85
Weld	317,511.90	4,432,860.73	913,579.83	5,663,952.46
Yuma	54,834.60	751,881.88	185,336.92	992,053.40
Totals	\$ 6,352,918.71	\$ 68,555,714.10	\$ 9,567,543.70	\$ 84,476,176.51

COUNTY TREASURERS FOR THE YEAR 1941

Fee Statement

County	Earnings	Salaries Paid	Earnings Over Expenses	Interest Due State
Adams	\$ 19,601.61	\$ 9,346.00	\$ 10,255.61	\$ 409.51
Alamosa	6,511.66	3,155.00	3,356.66
Arapahoe	26,716.96	9,381.00	17,335.96	420.71
Archuleta	2,215.49	1,466.63	748.86
Baca	8,660.44	4,006.00	4,654.44
Bent	9,161.43	4,200.65	4,960.78
Boulder	11,168.54	9,775.00	1,393.54	626.79
Chaffee	6,360.35	2,100.00	4,260.35
Cheyenne	4,938.28	2,114.60	2,823.68	223.22
Clear Creek	4,757.01	3,670.00	1,087.01	14.92
Conejos	5,329.59	3,105.00	2,224.59
Costilla	Failed to report		
Crowley	5,105.52	3,120.00	1,985.52	346.84
Custer	2,895.37	2,444.00	451.37	198.41
Delta	12,920.94	9,950.00	2,970.94	665.06
Denver	184,028.67	98,500.00	85,528.67	2,393.19
Dolores	2,707.53	1,549.25	1,158.28	95.26
Douglas	5,430.10	3,016.00	2,414.10	184.13
Eagle	5,292.38	2,371.25	2,921.13	259.76
Elbert	4,357.44	3,169.50	1,187.94	800.63
El Paso	41,993.35	18,142.30	23,851.05	461.91
Fremont	15,600.00	9,000.00	6,600.00	15.71
Garfield	8,750.13	5,893.25	2,856.88
Gilpin	3,258.65	3,182.85	75.80	115.25
Grand	7,264.55	3,000.00	4,264.55	166.34
Gunnison	10,128.31	6,811.21	3,317.10
Hinsdale	844.34	844.34
Huerfano	11,758.54	9,148.00	2,610.54	281.07
Jackson	3,341.31	1,977.91	1,363.40	1.93
Jefferson	28,583.10	9,729.00	18,854.10
Kiowa	5,896.59	3,572.82	2,323.77	53.97
Kit Carson	10,757.50	5,038.31	5,719.19	2,071.22
Lake	13,118.96	5,475.00	7,643.96
La Plata	10,662.57	4,950.00	5,712.57	40.91
Larimer	35,041.21	9,660.00	25,381.21
Las Animas	27,990.36	14,980.96	13,009.40
Lincoln	13,939.01	4,025.00	9,914.01	1,254.80
Logan	14,059.06	7,730.03	6,329.03	668.75
Mesa	24,263.31	12,605.66	11,657.65	16.17
Mineral	1,381.00	1,381.00	2.12
Moffat	6,264.18	4,409.25	1,854.93	997.00
Montezuma	6,392.01	2,956.45	3,435.56
Montrose	12,120.31	4,680.00	7,440.31
Morgan	11,442.15	6,517.20	4,924.95
Otero	12,043.40	8,598.71	3,444.69
Ouray	3,236.44	1,800.00	1,436.44
Park	3,491.37	1,895.00	1,596.37
Phillips	5,961.56	2,820.00	3,141.56	2,750.40
Pitkin	2,923.48	1,500.00	1,423.48	262.06
Prowers	16,213.46	5,750.00	10,463.46
Pueblo	26,472.62	25,200.00	1,272.62	133.96
Rio Blanco	3,761.07	3,000.00	761.07	143.40
Rio Grande	8,503.90	4,150.00	4,353.90	426.58
Routt	10,558.74	4,858.50	5,700.24	547.62
Saguache	5,023.37	3,030.00	1,993.37	70.39
San Juan	3,244.20	1,884.50	1,359.70
San Miguel	5,627.10	3,030.00	2,597.10
Sedgwick	6,927.64	2,748.50	4,179.14
Summit	4,235.70	1,800.00	2,435.70	567.49
Teller	4,961.82	4,594.00	367.82	116.07
Washington	7,972.77	4,610.00	3,362.77
Weld	36,250.98	18,482.95	17,768.03	2,148.46
Yuma	7,529.99	3,186.89	4,343.10
Totals	\$ 827,949.42	\$ 435,089.47	\$ 392,859.95	\$ 19,952.14

COUNTY TREASURERS FOR THE YEAR 1941

Disbursements

County	To State Treasurer	County Expense	Road Expense	School Expense
Adams	\$ 116,455.74	\$ 474,921.52	\$ 122,259.43	\$ 465,170.43
Alamosa	32,147.17	196,572.39	39,215.40	230,406.30
Arapahoe	32,296.96	781,619.29	106,857.48	513,580.25
Archuleta	15,298.28	110,317.85	29,550.80	47,236.53
Baca	43,778.81	237,259.30	82,510.50	178,861.94
Bent	48,237.20	224,129.87	47,164.26	178,479.26
Boulder	174,857.73	1,058,610.97	137,691.27	670,773.27
Chaffee	31,365.91	279,731.98	36,891.18	115,194.62
Cheyenne	37,568.70	125,788.75	51,878.57	119,563.49
Clear Creek	16,289.57	105,185.49	40,219.71	62,812.26
Conejos	28,509.74	314,134.04	48,893.08	186,539.21
Costilla	Failed to report			
Crowley	25,415.58	162,147.70	44,564.69	121,004.45
Custer	9,432.38	92,340.26	36,563.60	27,031.64
Delta	45,984.98	482,455.49	121,644.35	280,620.46
Denver	2,462,617.02	1,106,660.64		6,305,902.74
Dolores	6,933.03	63,879.90	27,208.11	29,281.04
Douglas	34,401.84	110,812.06	73,996.99	88,985.21
Eagle	47,685.23	148,968.00	63,512.77	122,769.39
Elbert	62,883.93	147,184.72	72,230.06	137,820.98
El Paso	365,684.71	1,700,429.95	258,213.67	1,120,796.63
Fremont	61,160.30	772,606.58	113,475.79	337,903.20
Garfield	56,936.70	388,282.59	76,101.11	226,839.76
Gilpin	11,117.84	72,546.59	24,925.02	30,992.36
Grand	29,878.29	111,171.96	77,250.97	67,584.94
Gunnison	38,834.34	198,338.38	146,392.70	174,378.13
Hinsdale	1,930.16	15,198.16	19,591.75	7,455.37
Huerfano	45,025.27	630,650.15	128,159.80	255,717.07
Jackson	13,827.87	55,765.79	64,990.35	33,324.29
Jefferson	110,081.53	831,857.04	240,503.46	586,758.93
Kiowa	32,615.81	141,022.60	52,955.02	147,000.94
Kit Carson	60,280.11	359,323.35	76,645.70	299,950.74
Lake	150,004.31	119,880.88	40,625.65	164,467.17
La Plata	44,948.51	430,151.27	91,978.86	259,050.04
Larimer	165,735.40	1,295,635.21	192,149.03	709,553.59
Las Animas	142,944.55	1,121,738.13	193,223.88	701,526.74
Lincoln	52,037.30	222,117.95	90,289.82	169,057.71
Logan	100,950.65	392,582.90	86,312.94	448,739.45
Mesa	95,709.98	826,465.21	184,950.74	668,820.91
Mineral	5,330.00	23,075.09	16,561.11	11,039.70
Moffat	32,143.21	151,665.19	70,060.28	98,345.08
Montezuma	25,928.16	257,233.78	73,226.46	154,712.67
Montrose	42,647.81	404,129.54	108,875.35	267,484.93
Morgan	85,876.86	472,162.90	101,407.91	385,958.72
Otero	146,476.10	591,787.56	107,059.29	425,376.62
Ouray	10,905.63	90,422.52	22,829.87	41,151.40
Park	22,585.61	93,301.65	66,199.41	64,339.09
Phillips	33,333.75	163,331.30	46,236.34	132,211.54
Pitkin	9,737.55	81,705.26	31,157.76	53,846.41
Prowers	78,981.33	459,823.67	65,766.35	333,888.65
Pueblo	259,311.05	1,659,263.63	159,443.08	1,215,898.59
Rio Blanco	19,535.27	105,612.63	72,463.67	71,393.93
Rio Grande	36,355.86	301,584.97	71,078.46	278,639.70
Routt	58,025.07	283,257.73	114,660.21	215,197.08
Saguache	28,760.75	155,524.78	69,950.42	152,355.81
San Juan	8,792.67	55,588.76	19,524.57	26,450.09
San Miguel	18,176.59	159,337.30	17,854.64	63,594.72
Sedgwick	34,994.87	142,452.17	40,204.17	143,960.88
Summit	22,098.62	118,324.55	41,694.43	25,614.18
Teller	23,985.35	174,664.84	41,732.01	92,483.71
Washington	64,726.67	254,240.27	79,496.31	224,479.14
Weld	317,511.90	1,715,115.27	324,368.76	1,497,880.72
Yuma	54,834.60	340,080.93	110,257.12	263,190.73
Totals	\$ 6,352,918.71	\$ 24,162,171.20	\$ 5,213,696.49	\$ 22,541,445.53

COUNTY TREASURERS FOR THE YEAR 1941

Disbursements

County	Cities	Irrigation	Miscellaneous	Total
Adams	70,638.33	16,606.91	118,997.87	1,385,050.23
Alamosa	73,352.47	13,187.13	25,643.59	610,524.45
Arapahoe	146,995.28		126,702.06	1,768,051.32
Archuleta	11,668.87		7,198.96	221,271.29
Baca	24,388.38		32,641.00	599,434.93
Bent	26,728.93	25,860.27	26,085.21	576,685.00
Boulder	177,655.83	2,293.92	114,516.74	2,336,399.73
Chaffee	53,968.18		18,206.67	535,358.54
Cheyenne	8,593.03		27,512.02	370,904.56
Clear Creek	19,676.74		35,183.24	279,367.01
Conejos	14,741.63	37,564.49	18,179.94	648,562.13
Costilla	Failed to report			
Crowley	22,060.81	21,327.05	7,697.64	404,217.92
Custer	1,166.07		4,956.43	171,490.38
Delta	45,758.76	2,500.00	54,367.99	1,033,332.03
Denver	7,445,405.55	559,378.80	429,394.91	18,309,359.66
Dolores	1,262.50		4,961.99	133,526.57
Douglas	7,557.62		13,435.57	339,189.29
Eagle	11,838.69	1,912.11	13,279.27	409,965.46
Elbert	6,577.22			426,696.91
El Paso	426,987.22		114,253.61	3,986,365.79
Fremont	111,311.14		41,839.62	1,438,296.63
Garfield	57,904.87		26,330.31	832,395.34
Gilpin	6,925.00		9,288.37	155,795.18
Grand	9,431.25		24,056.47	319,373.88
Gunnison	25,361.49	1,634.63	15,815.51	600,755.18
Hinsdale	492.96		5,733.83	50,402.23
Huerfano	47,809.87		88,383.92	1,195,746.08
Jackson	1,168.19		2,989.53	172,066.02
Jefferson	39,428.65	336.63	115,044.99	1,924,011.23
Kiowa	7,759.51		22,037.47	403,391.35
Kit Carson	46,977.73		37,026.45	880,204.08
Lake	44,057.43		2,651.58	521,687.02
La Plata	79,664.28	6,154.39	26,602.88	938,550.23
Larimer	228,711.32		110,769.47	2,702,554.02
Las Animas	164,856.74		81,299.38	2,405,589.42
Lincoln	24,388.19		38,995.38	596,886.35
Logan	129,341.12	68,596.85	87,097.62	1,313,621.53
Mesa	194,153.91	90,331.03	90,587.01	2,151,018.79
Mineral	4,252.94			60,258.84
Moffat	20,076.47	2,191.65	21,717.36	396,199.24
Montezuma	27,533.08		18,558.83	557,192.98
Montrose	49,343.74	1,096.00	38,023.76	911,601.13
Morgan	65,841.20	86,660.51	65,507.53	1,263,415.63
Otero	141,944.55	16,092.05	110,152.74	1,538,888.91
Ouray	9,559.27		7,824.60	182,693.29
Park	6,487.63		17,663.63	270,577.02
Phillips	24,956.27		26,036.52	426,105.72
Pitkin	8,108.19		2,882.79	187,437.96
Prowers	70,916.58	49,320.76	70,392.25	1,129,089.59
Pueblo	1,312,596.07		207,707.03	4,814,219.45
Rio Blanco	11,342.70			280,348.20
Rio Grande	39,579.96	27,164.06	54,358.64	808,761.65
Routt	34,351.43		38,776.58	744,268.10
Saguache	14,758.22	37,187.09	11,013.04	469,550.11
San Juan	9,551.37		4,059.42	123,966.88
San Miguel	11,009.79		9,640.49	279,613.53
Sedgwick	22,820.97	15,421.03	51,057.73	450,911.82
Summit	3,741.76	1,131.79	4,546.13	217,151.46
Teller	31,829.12		43,225.47	407,920.50
Washington	18,577.99	893.13	40,860.42	683,273.93
Weld	274,561.88	253,802.12	367,131.98	4,750,372.63
Yuma	21,451.50	1,513.28	15,388.32	806,716.48
Totals	\$12,051,953.44	\$ 1,340,157.68	\$ 3,246,289.76	\$74,908,632.81

COUNTY TREASURERS FOR THE YEAR 1941

School Expense Compared to County Expense

County	General	Special	Buildings, Bonds, Etc.	Total Schools	Total County Including Schools
Adams	\$ 138,886.06	\$ 226,577.67	\$ 99,706.70	\$ 465,170.43	\$ 1,385,050.23
Alamosa	80,000.00	115,416.15	34,990.15	230,406.30	610,524.45
Arapahoe	157,000.00	302,280.10	54,300.15	513,580.25	1,768,051.32
Archuleta	23,412.30	19,733.83	4,090.40	47,236.53	221,271.29
Baca	62,500.00	95,889.60	20,472.34	178,861.94	599,434.93
Bent	45,000.00	112,596.34	20,882.92	178,479.26	576,685.00
Boulder	203,419.87	399,870.86	67,482.54	670,773.27	2,336,399.73
Chaffee	44,371.03	62,053.59	8,770.00	115,194.62	535,358.54
Cheyenne	28,961.28	69,256.58	21,345.63	119,563.49	370,904.56
Clear Creek.....	20,474.12	33,454.81	8,883.33	62,812.26	279,367.01
Conejos	73,500.00	93,950.27	19,088.94	156,539.21	648,562.13
Costilla	Failed to report				
Crowley	33,667.78	63,116.96	24,219.71	121,004.45	404,217.92
Custer	10,709.99	13,627.14	2,694.51	27,031.64	171,490.38
Delta	77,145.98	177,389.53	26,084.95	280,620.46	1,033,332.03
Denver	1,325,238.77	4,197,167.15	783,496.82	6,305,902.74	18,309,359.66
Dolores	16,971.63	9,962.40	2,347.01	29,281.04	133,526.57
Douglas	36,596.56	55,061.15	7,327.50	98,985.21	339,189.29
Eagle	43,196.95	67,506.75	12,065.69	122,769.39	409,965.46
Elbert	55,590.10	69,732.88	12,498.00	137,820.98	426,696.91
El Paso	254,248.83	866,547.80	1,120,796.63	3,986,365.79
Fremont	85,270.73	206,344.87	46,287.60	337,903.20	1,438,296.63
Garfield	61,422.02	119,846.00	45,571.74	226,839.76	832,395.34
Gilpin	8,737.50	18,930.31	3,245.55	30,992.36	155,795.18
Grand	26,971.50	31,243.44	9,370.00	67,584.94	319,373.88
Gunnison	45,961.01	88,306.69	40,110.43	174,378.13	600,755.18
Hinsdale	4,113.91	3,341.46	7,455.37	50,402.23
Huerfano	60,887.48	184,759.17	10,070.42	255,717.07	1,195,746.08
Jackson	11,562.35	16,997.57	4,764.37	33,324.29	172,066.02
Jefferson	221,842.42	290,109.08	74,807.43	586,758.93	1,924,011.23
Kiowa	27,678.39	105,936.98	13,385.57	147,000.94	403,391.35
Kit Carson	140,512.65	130,555.22	28,882.87	299,950.74	880,204.08
Lake	73,856.06	90,611.11	164,467.17	521,687.02
La Plata	85,000.00	152,591.46	21,458.58	259,050.04	938,550.23
Larimer	196,881.33	417,901.50	94,770.76	709,553.59	2,702,554.02
Las Animas	210,793.31	450,573.00	40,160.43	701,526.74	2,405,589.42
Lincoln	91,005.86	66,331.89	11,719.96	169,057.71	596,886.35
Logan	119,625.49	274,582.00	54,531.96	448,739.45	1,313,621.53
Mesa	184,253.62	396,243.05	88,324.24	668,820.91	2,151,018.79
Mineral	3,399.17	7,640.53	11,039.70	60,258.84
Moffat	39,649.88	50,752.67	7,942.53	98,335.08	396,199.24
Montezuma	46,779.59	94,103.31	13,829.77	154,712.67	557,192.98
Montrose	70,067.46	146,489.99	50,927.48	267,484.93	911,601.13
Morgan	115,078.71	224,060.63	46,819.38	385,958.72	1,263,415.63
Otero	133,400.00	234,749.84	57,226.78	425,376.62	1,538,888.91
Ouray	11,891.14	21,574.01	7,686.25	41,151.40	182,693.29
Park	20,000.00	41,859.09	2,480.00	64,339.09	270,577.02
Phillips	44,000.00	70,495.52	17,716.02	132,211.54	426,105.72
Pitkin	12,404.71	14,120.45	27,321.25	53,846.41	187,437.96
Prowers	130,000.00	167,661.01	36,227.64	333,888.65	1,129,089.59
Pueblo	286,726.69	816,989.13	112,182.77	1,215,898.59	4,814,219.45
Rio Blanco	20,244.41	39,954.52	11,195.00	71,393.93	280,348.20
Rio Grande	31,861.78	201,416.19	45,361.73	278,639.70	808,761.65
Routt	71,272.38	114,376.42	29,548.28	215,197.08	744,268.10
Saguache	41,485.53	96,539.92	14,330.36	152,353.81	469,550.11
San Juan	9,494.50	11,915.59	5,040.00	26,450.09	123,966.88
San Miguel	19,379.08	38,668.96	5,546.68	63,594.72	279,613.53
Sedgwick	87,069.61	26,832.01	30,059.26	143,960.88	450,911.82
Summit	11,911.91	10,102.27	3,600.00	25,614.18	217,151.46
Teller	31,455.06	59,408.65	1,620.00	92,483.71	407,920.50
Washington	67,189.83	142,740.74	14,548.57	224,479.14	683,273.93
Weld	376,319.97	909,264.03	212,296.72	1,497,880.72	4,750,372.63
Yuma	88,000.00	156,952.80	18,237.93	263,190.73	806,716.48
Totals	\$ 6,156,348.29	\$13,795,064.64	\$ 2,590,032.60	\$22,541,445.53	\$74,908,632.81

COUNTY SHERIFFS FOR THE YEAR 1940

County	Balance Jan. 1, 1940	Receipts	Total
Adams		\$ 514.25	\$ 514.25
Alamosa		286.13	286.13
Arapahoe	\$ 61.66	457.92	519.58
Archuleta		1,537.13	1,537.13
Baca		485.17	485.17
Bent		333.57	333.57
Boulder	160.69	7,826.21	7,986.90
Chaffee		2,307.97	2,307.97
Cheyenne		1,288.51	1,288.51
Clear Creek	Failed to report		
Conejos		691.68	691.68
Costilla	Failed to report		
Crowley	40.15	180.35	220.50
Custer		463.24	463.24
Delta		195.12	195.12
Denver		5,646.66	5,646.66
Dolores		74.60	74.60
Douglas		1,445.59	1,445.59
Eagle		3,512.88	3,512.88
Elbert	176.50	74.00	250.50
El Paso		6,719.68	6,719.68
Fremont		3,578.13	3,578.13
Garfield	271.47	2,781.27	3,052.74
Gilpin	Failed to report		
Grand		847.93	847.93
Gunnison		3,682.12	3,682.12
Hinsdale		392.99	392.99
Huerfano		263.22	263.22
Jackson		479.86	479.86
Jefferson		2,630.52	2,630.52
Kiowa		2,485.11	2,485.11
Kit Carson		375.65	375.65
Lake		911.21	911.21
La Plata		2,134.40	2,134.40
Larimer		3,559.20	3,559.20
Las Animas		761.82	761.82
Lincoln	278.70	1,466.84	1,754.54
Logan		299.45	299.45
Mesa	Failed to report		
Mineral		424.05	424.05
Moffat		545.45	545.45
Montezuma		296.95	296.95
Montrose	890.90	4,622.84	5,513.74
Morgan		4,286.13	4,286.13
Otero	Failed to report		
Ouray		1,800.00	1,800.00
Park		695.63	695.63
Phillips	Failed to report		
Pitkin		1,189.24	1,189.24
Prowers	2.32	1,491.11	1,493.43
Pueblo		8,769.54	8,769.54
Rio Blanco	Failed to report		
Rio Grande		2,605.54	2,605.54
Routt		2,350.14	2,350.14
Saguache	20.74	1,785.98	1,806.72
San Juan		1,701.40	1,701.40
San Miguel		2,381.21	2,381.21
Sedgwick		2,046.17	2,046.17
Summit		8,622.66	8,622.66
Teller		2,112.21	2,112.21
Washington		1,536.69	1,536.69
Weld	372.09	3,917.99	4,290.08
Yuma		1,911.00	1,911.00
Totals	\$ 2,275.22	\$ 115,782.70	\$ 118,057.92

COUNTY SHERIFFS FOR THE YEAR 1940

County	Disbursements	Balance Dec. 31, 1940	Total
Adams	\$ 514.25	\$	514.25
Alamosa	282.88	3.25	286.13
Arapahoe	519.58		519.58
Archuleta	1,537.13		1,537.13
Baca	476.79	8.38	485.17
Bent	150.00	183.57	333.57
Boulder	7,889.83	97.07	7,986.90
Chaffee	2,300.00	7.97	2,307.97
Cheyenne	1,288.51		1,288.51
Clear Creek	Failed to report		
Conejos	691.68		691.68
Costilla	Failed to report		
Crowley	201.52	18.98	220.50
Custer	463.24		463.24
Delta	139.85	55.27	195.12
Denver	5,646.66		5,646.66
Dolores	74.60		74.60
Douglas	1,445.59		1,445.59
Eagle	3,512.88		3,512.88
Elbert	176.50	74.00	250.50
El Paso	6,719.68		6,719.68
Fremont	3,578.13		3,578.13
Garfield	3,052.74		3,052.74
Gilpin	Failed to report		
Grand	847.93		847.93
Gunnison	3,682.12		3,682.12
Hinsdale	392.99		392.99
Huerfano	263.22		263.22
Jackson	479.86		479.86
Jefferson	2,630.52		2,630.52
Kiowa	2,485.11		2,485.11
Kit Carson	375.65		375.65
Lake	911.21		911.21
La Plata	1,975.97	158.43	2,134.40
Larimer	3,559.20		3,559.20
Las Animas	761.82		761.82
Lincoln	1,466.84	278.70	1,745.54
Logan	284.95	14.50	299.45
Mesa	Failed to report		
Mineral	424.05		424.05
Moffat	525.10	20.35	545.45
Montezuma	296.95		296.95
Montrose	5,200.82	312.92	5,513.74
Morgan	4,286.13		4,286.13
Otero	Failed to report		
Ouray	1,800.00		1,800.00
Park	695.63		695.63
Phillips	Failed to report		
Pitkin	1,189.24		1,189.24
Prowers	1,304.33	189.10	1,493.43
Pueblo	8,634.88	134.66	8,769.54
Rio Blanco	Failed to report		
Rio Grande	2,583.37	22.17	2,605.54
Routt	2,350.14		2,350.14
Saguache	1,617.70	189.02	1,806.72
San Juan	1,701.40		1,701.40
San Miguel	2,381.21		2,381.21
Sedgwick	2,046.17		2,046.17
Summit	8,622.66		8,622.66
Teller	2,112.21		2,112.21
Washington	1,536.69		1,536.69
Weld	3,797.54	492.54	4,290.08
Yuma	1,911.00		1,911.00
Totals	\$ 115,797.04	\$ 2,260.88	\$ 118,057.92

COUNTY SHERIFFS FOR THE YEAR 1940

County	Earnings	Salaries Paid	Expenses Over Earnings
Adams	2,988.89	\$ 6,220.00	\$ 3,231.11
Alamosa	2,133.88	3,180.00	1,046.12
Arapahoe	5,190.00	6,240.00	1,050.00
Archuleta	961.49	961.49
Baca	2,464.10	2,880.00	415.90
Bent	2,290.00	4,713.43	2,423.43
Boulder	7,194.71	9,300.00	2,105.29
Chaffee	2,307.97	3,758.00	1,450.03
Cheyenne	1,408.70	1,988.60	579.90
Clear Creek	Failed to report		
Conejos	560.18	1,763.62	1,203.44
Costilla	Failed to report		
Crowley	1,030.56	3,320.00	2,289.44
Custer	329.10	329.10
Delta	3,000.00	3,920.00	920.00
Denver	20,691.81	15,580.00	*5,111.81
Dolores	174.60	818.25	643.65
Douglas	518.30	1,800.00	1,281.70
Eagle	1,691.38	1,876.00	184.62
Elbert	1,419.25	1,800.00	380.75
El Paso	5,781.50	9,475.00	3,693.50
Fremont	3,561.23	5,380.00	1,818.77
Garfield	2,781.27	4,480.00	1,698.73
Gilpin	Failed to report		
Grand	1,487.32	1,884.00	396.68
Gunnison	3,094.53	3,800.00	705.47
Hinsdale	392.99	392.99
Huerfano	3,836.66	7,180.00	3,343.34
Jackson	470.72	600.00	129.28
Jefferson	4,691.69	10,400.00	5,708.31
Kiowa	718.09	1,000.00	281.91
Kit Carson	1,456.70	3,000.00	1,543.30
Lake	911.21	2,300.00	1,388.79
La Plata	2,000.87	4,078.45	2,077.58
Larimer	2,637.46	9,613.55	6,976.09
Las Animas	6,429.95	8,600.00	2,170.05
Lincoln	1,706.84	1,466.84	240.00
Logan	4,256.20	5,860.00	1,603.80
Mesa	Failed to report		
Mineral	493.30	493.30
Moffat	2,824.98	3,120.00	295.02
Montezuma	2,257.75	3,136.00	878.25
Montrose	3,485.12	3,800.00	314.88
Morgan	1,861.65	6,160.00	4,298.35
Otero	Failed to report		
Ouray	1,495.55	1,847.50	351.95
Park	1,520.25	1,795.63	275.38
Phillips	Failed to report		
Pitkin	952.85	952.85
Prowers	2,693.80	4,729.72	2,035.92
Pueblo	4,781.52	8,260.00	3,478.48
Rio Blanco	Failed to report		
Rio Grande	3,120.24	3,216.00	95.76
Routt	2,574.68	3,800.00	1,225.32
Saguache	1,628.60	1,800.00	171.40
San Juan	501.40	1,200.00	698.60
San Miguel	2,169.94	2,300.00	130.06
Sedgwick	2,046.17	2,650.00	603.83
Summit	1,560.17	1,560.17
Teller	2,112.21	2,148.62	36.41
Washington	1,536.69	1,536.69
Weld	7,071.80	13,201.86	6,130.06
Yuma	2,773.72	3,360.00	586.28
Totals	\$ 151,792.54	\$ 221,267.66	\$ 74,586.93
			*5,111.81

*Earnings over Expense.

COUNTY SHERIFFS FOR THE YEAR 1941

County	Balance Jan. 1, 1941	Receipts	Total
Adams		\$ 578.19	\$ 578.19
Alamosa	\$ 3.25	228.57	231.82
Arapahoe		1,266.53	1,266.53
Archuleta		1,949.45	1,949.45
Baca	8.38	484.07	492.45
Bent	183.57	85.93	269.50
Boulder	97.07	7,857.04	7,954.11
Chaffee	7.97	2,407.46	2,415.43
Cheyenne		206.38	206.38
Clear Creek.....	Failed to report		
Conejos		575.00	575.00
Costilla		805.62	805.62
Crowley	18.98	134.29	153.27
Custer	Failed to report		
Delta	55.27	57.84	113.11
Denver		4,511.12	4,511.12
Dolores		313.03	313.03
Douglas		1,389.00	1,389.00
Eagle		3,160.08	3,160.08
Elbert	74.00	67.10	141.10
El Paso.....		6,315.35	6,315.35
Fremont		3,086.93	3,086.93
Garfield		4,903.51	4,903.51
Gilpin	Failed to report		
Grand		851.82	851.82
Gunnison		3,927.45	3,927.45
Hinsdale		520.40	520.40
Huerfano		373.09	373.09
Jackson		372.45	372.45
Jefferson		3,868.60	3,868.60
Kiowa		2,164.24	2,164.24
Kit Carson.....		1,444.10	1,444.10
Lake		817.36	817.36
La Plata.....	158.43	2,332.81	2,491.24
Larimer		3,817.80	3,817.80
Las Animas.....		1,179.77	1,179.77
Lincoln	278.76	1,750.80	2,029.50
Logan	14.50	398.77	413.27
Mesa	Failed to report		
Mineral		91.53	91.53
Moffat	20.35	228.00	248.35
Montezuma		234.04	234.04
Montrose	312.92	3,632.84	3,945.76
Morgan		3,715.76	3,715.76
Otero	Failed to report		
Ouray		1,800.00	1,800.00
Park		1,151.51	1,151.51
Phillips	Failed to report		
Pitkin		840.69	840.69
Prowers	189.10	1,378.23	1,567.33
Pueblo	134.66	10,990.16	11,124.82
Rio Blanco.....	Failed to report		
Rio Grande.....	22.17	2,974.28	2,996.45
Routt		1,726.86	1,726.86
Saguache	189.02	713.89	902.91
San Juan.....		1,212.00	1,212.00
San Miguel.....		2,609.06	2,609.06
Sedgwick		1,816.69	1,816.69
Summit		1,846.58	1,846.58
Teller		2,598.15	2,598.15
Washington		1,616.85	1,616.85
Weld	492.54	13,523.22	14,015.76
Yuma		1,570.39	1,570.39
Totals	\$ 2,260.88	\$ 120,472.68	\$ 122,733.56

COUNTY SHERIFFS FOR THE YEAR 1941

County	Disbursements	Balance Dec. 31, 1941	Total
Adams	\$ 578.19	\$ 578.19
Alamosa	231.82	231.82
Arapahoe	1,266.53	1,266.53
Archuleta	1,948.74	\$.71	1,949.45
Baca	492.45	492.45
Bent	269.50	269.50
Boulder	7,892.40	61.71	7,954.11
Chaffee	2,415.43	2,415.43
Cheyenne	206.38	206.38
Clear Creek.....	Failed to report
Conejos	575.00	575.00
Costilla	805.62	805.62
Crowley	116.84	36.43	153.27
Custer	Failed to report
Delta	55.27	57.84	113.11
Denver	4,511.12	4,511.12
Dolores	313.03	313.03
Douglas	1,389.00	1,389.00
Eagle	3,160.08	3,160.08
Elbert	97.60	43.50	141.10
El Paso.....	6,315.35	6,315.35
Fremont	2,602.60	484.33	3,086.93
Garfield	4,903.51	4,903.51
Gilpin	Failed to report
Grand	851.82	851.82
Gunnison	3,927.45	3,927.45
Hinsdale	520.40	520.40
Huerfano	373.09	373.09
Jackson	372.45	372.45
Jefferson	3,868.60	3,868.60
Kiowa	2,164.24	2,164.24
Kit Carson.....	1,444.10	1,444.10
Lake	817.36	817.36
La Plata	2,313.95	177.29	2,491.24
Larimer	3,751.51	66.29	3,817.80
Las Animas.....	1,179.77	1,179.77
Lincoln	2,029.50	2,029.50
Logan	365.70	47.57	413.27
Mesa	Failed to report
Mineral	91.53	91.53
Moffat	232.45	15.90	248.35
Montezuma	234.04	234.04
Montrose	3,332.09	613.67	3,945.76
Morgan	3,715.76	3,715.76
Otero	Failed to report
Ouray	1,800.00	1,800.00
Park	921.22	230.29	1,151.51
Phillips	Failed to report
Pitkin	840.69	840.69
Prowers	1,273.19	294.14	1,567.33
Pueblo	11,020.02	104.80	11,124.82
Rio Blanco.....	Failed to report
Rio Grande.....	2,988.09	8.36	2,996.45
Routt	1,726.86	1,726.86
Saguache	881.74	21.17	902.91
San Juan.....	1,212.00	1,212.00
San Miguel.....	2,609.06	2,609.06
Sedgwick	1,816.69	1,816.69
Summit	1,846.58	1,846.58
Teller	2,598.15	2,598.15
Washington	1,616.85	1,616.85
Weld	13,671.75	344.01	14,015.76
Yuma	1,570.39	1,570.39
Totals	\$ 120,125.01	\$ 2,608.01	\$ 122,733.56

COUNTY SHERIFFS FOR THE YEAR 1941

County	Earnings	Salaries Paid	Expenses Over Earnings
Adams	\$ 3,347.57	\$ 6,220.00	\$ 2,872.43
Alamosa	2,301.48	3,180.00	878.52
Arapahoe	5,200.00	6,240.00	1,040.00
Archuleta	1,275.20	1,275.26
Baca	2,674.99	2,904.00	229.01
Bent	2,200.00	4,301.90	2,101.90
Boulder	6,732.40	9,000.00	2,267.60
Chaffee	2,407.46	3,758.00	1,350.54
Cheyenne	1,392.59	-2,116.29	723.70
Clear Creek.....	Failed to report		
Conejos	575.00	2,100.00	1,525.00
Costilla	586.64	1,779.62	1,192.98
Crowley	1,167.59	3,440.00	2,272.41
Custer	Failed to report		
Delta	2,750.00	3,920.00	1,170.00
Denver	23,980.59	15,580.00	*8,400.59
Dolores	313.03	313.03
Douglas	525.40	1,800.00	1,274.60
Eagle	1,396.06	2,849.73	1,453.67
Elbert	1,488.55	1,800.00	311.45
El Paso.....	5,345.49	9,600.00	4,254.51
Fremont	3,381.09	5,380.00	1,998.91
Garfield	2,959.47	4,660.00	1,700.53
Gilpin	Failed to report		
Grand	1,449.62	1,870.00	420.38
Gunnison	3,174.35	3,800.00	625.65
Hinsdale	520.40	520.40
Huerfano	3,357.99	7,180.00	3,822.01
Jackson	357.75	600.00	242.25
Jefferson	4,549.40	10,250.00	5,700.60
Kiowa	397.00	897.00	500.00
Kit Carson.....	1,444.10	3,000.00	1,555.90
Lake	817.36	2,228.34	1,410.98
La Plata.....	2,280.93	4,228.25	1,947.32
Larimer	4,031.27	9,771.92	5,740.65
Las Animas.....	6,927.87	8,940.00	2,012.13
Lincoln	1,750.80	1,854.23	103.43
Logan	4,706.90	5,800.00	1,093.10
Mesa	Failed to report		
Mineral	94.98	230.52	135.54
Moffat	3,316.79	3,120.00	*196.79
Montezuma	2,651.04	2,967.60	316.56
Montrose	3,134.83	4,700.00	1,565.17
Morgan	2,685.70	4,993.35	2,307.65
Otero	Failed to report		
Ouray	1,800.00	1,875.00	75.00
Park	1,151.51	1,800.00	648.49
Phillips	Failed to report		
Pitkin	840.69	840.69
Prowers	2,474.50	4,560.00	2,085.50
Pueblo	5,274.33	8,315.82	3,041.49
Rio Blanco.....	Failed to report		
Rio Grande.....	2,343.89	3,000.00	656.11
Routt	1,678.81	3,800.00	2,121.19
Saguache	1,198.85	2,400.00	1,201.15
San Juan.....	500.00	1,212.00	712.00
San Miguel.....	2,624.26	3,099.72	475.46
Sedgwick	1,816.69	2,650.00	833.31
Summit	1,533.66	1,533.66
Teller	2,394.00	2,394.00
Washington	1,616.85	1,616.85
Weld	8,842.64	13,236.26	4,393.62
Yuma	2,582.31	3,480.00	897.69
Totals	\$ 158,322.47	\$ 224,983.18	\$ 75,258.09

*Earnings over Expense.

*8,597.38

COUNTY CLERKS AND RECORDERS FOR THE YEAR 1940

County	Balance Jan. 1, 1940	Receipts	Total	Disbursements	Balance Dec. 31, 1940
Adams	\$ 1,503.18	\$ 119,528.38	\$ 121,031.56	\$ 119,352.73	\$ 1,678.83
Alamosa	2,163.90	42,750.65	44,914.55	42,773.00	2,141.55
Arapahoe	6,640.24	153,279.45	159,919.69	147,098.97	12,820.72
Archuleta	9,925.52	9,925.52	9,925.52
Baca	2,014.50	26,322.30	28,336.80	28,041.35	295.45
Bent	33,715.03	33,715.03	33,715.03
Boulder	12,024.94	167,995.05	180,019.99	167,981.95	12,038.04
Chaffee	5,248.40	21,746.15	26,994.55	22,445.60	4,548.95
Cheyenne	836.50	12,857.47	13,693.97	12,803.32	890.65
Clear Creek.....	25,181.70	25,181.70	25,181.70
Conejos	665.58	19,604.77	20,270.35	19,016.44	1,253.91
Costilla	Failed to report
Crowley	4,867.95	22,572.04	27,439.99	22,178.53	5,261.46
Custer	10,829.67	10,829.67	10,829.67
Delta	1,097.70	41,342.75	42,440.45	41,853.35	587.10
Denver	85,484.55	85,484.55	85,484.55
Dolores	185.75	7,151.66	7,337.41	7,337.41
Douglas	15,039.23	15,039.23	15,039.23
Eagle	1,883.26	15,514.77	16,898.03	14,915.83	1,982.20
Elbert	23,692.32	23,692.32	23,496.57	195.75
El Paso	171,509.23	171,509.23	171,509.23
Fremont	50.00	69,637.08	69,687.08	69,637.08	50.00
Garfield	1,464.10	42,063.34	43,527.44	42,594.25	933.19
Gilpin	10,107.26	10,107.26	10,107.26
Grand	23,253.02	23,253.02	23,253.02
Gunnison	7,512.62	32,640.32	40,152.94	30,898.05	9,254.89
Hinsdale	3,776.63	3,776.63	3,776.63
Huerfano	50,372.08	50,372.08	40,983.76	9,388.32
Jackson	115.05	8,516.28	8,631.33	8,477.84	153.49
Jefferson	167,939.76	167,939.76	164,221.01	3,718.75
Kiowa	13,814.06	13,814.06	13,814.06
Kit Carson	25,927.95	25,927.95	25,927.95
Lake	37,851.81	37,851.81	37,851.81
La Plata	57,757.61	57,757.61	57,757.61
Larimer	30,775.19	172,507.28	203,282.47	199,605.02	4,277.45
Las Animas....	2,296.15	102,125.99	104,422.14	102,486.74	1,935.40
Lincoln	25,310.90	25,310.90	25,310.90
Logan	5.60	77,667.83	77,673.43	77,673.43
Mesa	2,165.10	130,632.88	132,797.98	130,768.58	2,029.40
Mineral	7,726.57	7,726.57	7,726.57
Moffat	26,062.69	26,062.69	26,062.69
Montezuma	3.00	48,568.94	48,571.94	48,568.94	3.00
Montrose	9,664.38	60,725.26	70,389.64	61,716.67	8,672.97
Morgan	1,265.60	72,344.51	73,610.11	72,553.06	1,057.05
Otero	84,378.25	84,378.25	84,378.25
Ouray	1,942.15	9,216.20	11,158.35	9,555.87	1,602.48
Park	30,109.07	30,109.07	30,109.07
Phillips	1,049.25	22,446.99	23,496.24	23,496.24
Pitkin	640.62	7,628.52	8,269.14	7,661.65	607.49
Prowers	6,819.05	52,914.57	59,733.62	52,006.27	7,727.35
Pueblo	4,916.81	160,832.22	165,749.03	159,167.72	6,581.31
Rio Blanco....	100.00	13,571.11	13,671.11	13,571.18	99.93
Rio Grande....	15,225.15	51,398.38	66,623.53	53,410.46	13,213.07
Routt	42,991.58	42,991.58	42,991.58
Saguache	2,151.67	23,894.84	26,046.51	24,036.26	2,010.25
San Juan.....	7,598.96	7,598.96	7,598.96
San Miguel....	15,495.80	15,495.80	15,495.80
Sedgwick	25,490.32	25,490.32	25,490.32
Summit	10,027.03	10,027.03	10,027.03
Teller	5,039.29	35,902.62	40,941.91	36,780.84	4,161.07
Washington ...	1,753.71	28,523.89	30,277.60	25,532.30	4,745.30
Weld	512.20	283,425.61	283,937.81	283,312.93	624.88
Yuma	43,894.91	43,894.91	43,894.91
Totals	\$ 134,098.59	\$ 3,243,313.61	\$ 3,377,212.20	\$ 3,250,670.55	\$ 126,541.65

COUNTY CLERKS AND RECORDERS FOR THE YEAR 1940

County	Earnings	Salaries Paid	Earnings Over Expenses	Balance Due County
Adams	\$ 16,792.20	\$ 10,545.05	\$ 6,247.15
Alamosa	6,287.65	4,146.19	2,141.46	\$ 2,141.55
Arapahoe	20,411.78	7,270.00	13,141.78	3,973.08
Archuleta	2,495.57	2,500.00	*4.43
Baca	6,425.40	5,201.80	1,223.60	295.45
Bent	5,885.13	3,714.00	2,171.13
Boulder	24,749.50	21,915.50	2,834.00	2,131.30
Chaffee	6,648.95	4,658.00	1,990.95	4,548.95
Cheyenne	2,878.35	4,649.60	*1,771.25	890.65
Clear Creek	4,465.85	3,707.50	758.35
Conejos	4,406.35	4,941.00	*534.65	1,221.80
Costilla	Failed to report			
Crowley	3,768.20	3,742.00	26.20	374.35
Custer	2,239.85	2,215.00	24.85
Delta	7,504.05	5,970.00	1,534.05	546.65
Denver	84,477.15	31,335.60	54,141.55
Dolores	2,482.74	2,449.45	33.29
Douglas	4,266.93	3,224.20	1,042.73
Eagle	4,522.10	2,539.90	1,982.20	1,982.20
Elbert	4,565.35	3,827.64	737.71	195.75
El Paso	45,249.85	34,071.33	11,178.52
Fremont	9,558.20	4,980.00	4,578.20
Garfield	8,443.16	7,485.10	958.06	933.19
Gilpin	2,473.50	2,142.75	330.75
Grand	4,196.20	3,333.25	862.95
Gunnison	9,789.75	6,600.00	3,189.75	1,933.40
Hinsdale	1,254.40	1,650.40	*396.00
Huerfano	6,103.40	7,434.50	*1,331.10	9,338.32
Jackson	1,621.42	1,895.50	*274.08	153.49
Jefferson	28,279.47	15,454.41	12,825.06	3,718.75
Kiowa	3,157.25	3,600.00	*442.75
Kit Carson	4,726.50	5,525.75	*799.25
Lake	5,831.30	4,744.25	1,087.05
La Plata	8,745.32	7,080.00	1,665.32
Larimer	23,603.30	14,092.85	9,510.45
Las Animas	22,753.15	16,758.00	5,995.15	1,935.40
Lincoln	4,492.45	4,455.82	36.63
Logan	9,202.30	7,965.00	1,237.30
Mesa	21,928.88	13,480.52	8,448.36	2,023.85
Mineral	1,611.92	1,611.92
Moffat	4,672.36	4,459.25	213.11
Montezuma	6,549.00	4,533.00	2,016.00	3.00
Montrose	11,732.15	6,090.00	5,642.15	1,297.20
Morgan	10,431.95	6,630.00	3,801.95	1,005.75
Otero	10,339.65	8,956.00	1,383.65
Ouray	3,400.00	2,700.00	700.00
Park	4,454.15	4,705.92	*251.77
Phillips	3,931.90	3,311.90	620.00
Pitkin	1,919.70	2,072.50	*152.80
Prowers	8,068.05	6,030.98	2,037.07
Pueblo	34,359.19	25,866.50	8,492.69	6,581.31
Rio Blanco	2,696.20	3,072.00	*375.80	99.93
Rio Grande	7,822.50	5,768.42	2,054.08	.20
Routt	6,848.10	5,393.02	1,455.08
Saguache	4,011.45	4,173.50	*162.05	2,010.25
San Juan	2,148.25	1,800.00	348.25
San Miguel	3,836.20	3,000.00	836.20
Sedgwick	3,631.05	2,760.00	871.05
Summit	2,846.06	2,718.16	127.90
Teller	5,555.38	4,904.25	651.13
Washington	4,748.46	3,602.85	1,145.61
Weld	33,393.15	25,712.48	7,680.67	414.88
Yuma	5,281.15	3,120.00	2,161.15
Totals	\$ 620,970.87	\$ 434,294.51	\$ 193,172.29	\$ 49,750.65
			*6,495.93	

*Expense over Earnings.

COUNTY CLERKS AND RECORDERS FOR THE YEAR 1941

County	Balance Jan. 1, 1941	Receipts	Total	Disbursements	Balance Dec. 31, 1941
Adams	\$ 1,678.83	\$ 119,540.00	\$ 121,218.83	\$ 119,311.09	\$ 1,907.74
Alamosa	2,141.55	45,953.39	48,094.94	47,650.79	444.15
Arapahoe	12,820.72	186,101.12	198,921.84	181,439.40	17,482.44
Archuleta	11,835.86	11,835.86	10,560.22	1,275.64
Baca	295.45	29,536.47	29,831.92	29,331.72	500.20
Bent	40,826.84	40,826.84	40,826.84
Boulder	12,038.04	171,174.78	183,212.82	170,220.83	12,991.99
Chaffee	4,548.95	21,077.82	25,626.77	21,490.82	4,135.95
Cheyenne	890.65	13,843.86	14,734.51	14,734.51
Clear Creek	22,703.56	22,703.56	22,703.56
Conejos	1,253.91	20,134.52	21,388.43	21,017.37	371.06
Costilla	Failed to report
Crowley	5,261.46	22,347.53	27,608.99	27,313.04	295.95
Custer	10,480.17	10,480.17	10,480.17
Delta	587.10	41,582.80	42,169.90	41,515.25	654.65
Denver	93,920.95	93,920.95	93,920.95
Dolores	8,697.79	8,697.79	8,696.04	1.75
Douglas	15,128.46	15,128.46	15,128.46
Eagle	1,982.20	15,344.32	17,326.52	15,597.32	1,729.20
Elbert	195.75	29,881.93	30,077.68	28,993.42	1,084.26
El Paso	169,544.69	169,544.69	169,544.69
Fremont	50.00	69,352.10	69,402.10	69,352.10	50.00
Garfield	933.19	41,666.69	42,599.88	41,670.08	929.80
Gilpin	9,679.56	9,679.56	9,679.56
Grand	27,211.44	27,211.44	27,211.44
Gunnison	9,254.89	32,952.56	42,207.45	32,962.86	9,244.59
Hinsdale	3,417.26	3,417.26	3,417.26
Huerfano	9,388.32	41,197.57	50,585.89	44,899.88	5,686.01
Jackson	153.49	12,736.48	12,889.97	12,606.84	283.13
Jefferson	3,718.75	150,257.84	153,976.59	151,108.39	2,868.20
Kiowa	14,414.51	14,414.51	14,414.51
Kit Carson	26,931.37	26,931.37	26,619.17	312.20
Lake	35,024.25	35,024.25	35,019.30	4.95
La Plata	56,202.12	56,202.12	56,202.12
Larimer	4,277.45	171,001.76	175,279.21	170,815.01	4,464.20
Las Animas	1,935.40	100,311.84	102,247.24	98,752.64	3,494.60
Lincoln	29,104.21	29,104.21	29,104.21
Logan	81,216.92	81,216.92	81,216.92
Mesa	2,029.40	133,094.75	135,124.15	133,312.03	1,812.12
Mineral	7,739.33	7,739.33	7,739.33
Moffat	26,735.63	26,735.63	26,735.63
Montezuma	3.00	34,145.56	34,148.56	34,098.56	50.00
Montrose	8,672.97	71,064.41	79,737.38	71,727.25	8,010.13
Morgan	1,057.05	95,546.71	96,603.76	70,597.41	26,006.35
Otero	86,566.92	86,566.92	86,566.92
Ouray	1,602.48	8,344.71	9,947.19	8,602.89	1,344.30
Park	12,837.85	12,837.85	12,837.85
Phillips	25,065.26	25,065.26	25,065.26
Pitkin	607.49	7,855.62	8,463.11	7,606.23	856.88
Prowers	7,727.35	57,861.14	65,588.49	62,794.49	2,794.00
Pueblo	6,581.31	179,127.25	185,708.56	177,591.19	8,117.37
Rio Blanco	99.93	14,484.81	14,584.74	14,484.81	99.93
Rio Grande	13,213.07	55,569.07	68,782.14	52,903.34	15,878.80
Routt	43,342.20	43,342.20	43,342.20
Saguache	2,010.25	22,657.50	24,607.75	24,603.23	4.52
San Juan	5,961.64	5,961.64	5,961.64
San Miguel	18,071.69	18,071.69	18,071.69
Sedgwick	27,276.84	27,276.84	27,276.84
Summit	9,731.43	9,731.43	9,549.35	182.08
Teller	4,161.07	34,308.16	38,469.23	38,263.74	205.49
Washington	4,745.30	22,322.09	27,067.39	25,731.39	1,336.00
Weld	624.88	263,129.04	263,753.92	251,814.95	11,938.97
Yuma	44,652.35	44,652.35	44,652.35
Totals	\$ 126,541.65	\$ 3,299,767.30	\$ 3,426,308.95	\$ 3,277,459.35	\$ 148,849.60

COUNTY CLERKS AND RECORDERS FOR THE YEAR 1941

County	Earnings	Salaries Paid	Earnings Over Expenses	Balance Due County
Adams	18,859.39	11,573.34	7,286.05
Alamosa	5,600.66	3,976.67	1,623.99	444.15
Arapahoe	33,928.16	14,785.65	19,142.51	2,918.03
Archuleta	2,680.83	2,500.00	180.83	166.05
Baca	5,776.10	4,134.00	1,642.10	500.20
Bent	6,113.69	3,723.50	2,390.19
Boulder	23,926.51	22,881.85	1,044.66	518.01
Chaffee	6,235.95	5,386.50	849.45	4,135.95
Cheyenne	3,061.50	3,555.00	*493.50
Clear Creek	4,363.40	3,679.50	683.90
Conejos	4,698.10	4,521.00	177.10
Costilla	Failed to report			
Crowley	4,001.32	3,711.37	289.95	289.95
Custer	2,280.20	2,195.50	84.70
Delta	7,701.15	6,000.00	1,701.15	613.90
Denver	93,920.95	31,270.68	62,650.27
Dolores	2,382.75	2,193.55	189.20
Douglas	4,066.30	3,285.94	780.36
Eagle	4,148.40	2,419.20	1,729.20	1,729.20
Elbert	4,787.01	3,949.75	837.26	1,081.01
El Paso	42,933.28	33,313.25	9,620.03
Fremont	8,052.30	5,148.00	2,904.30
Garfield	8,713.24	7,426.90	1,286.34	929.80
Gilpin	1,818.40	2,513.50	*695.10
Grand	4,071.10	3,100.00	971.10
Gunnison	9,671.95	6,650.00	3,021.95	1,923.10
Hinsdale	1,090.72	1,090.72
Huerfano	4,954.38	5,460.00	*505.62
Jackson	1,855.03	1,911.50	*56.47
Jefferson	30,278.90	17,694.50	12,584.40	2,868.20
Kiowa	3,211.40	3,710.00	*498.60
Kit Carson	5,445.38	4,886.63	558.75	312.20
Lake	3,849.73	3,010.75	838.98	4.95
La Plata	9,314.14	7,080.00	2,234.14
Larimer	21,623.55	13,956.50	8,667.05
Las Animas	20,309.65	15,302.15	5,007.50	3,494.60
Lincoln	4,638.76	4,552.54	86.22
Logan	9,827.75	8,147.80	1,679.95
Mesa	20,875.69	13,089.81	7,785.88	1,805.12
Mineral	1,543.90	1,543.90
Moffat	5,118.95	4,078.83	1,040.12
Montezuma	6,314.84	4,095.00	2,219.84	25.00
Montrose	11,067.92	6,210.00	4,857.92	1,077.70
Morgan	10,725.18	6,480.00	4,245.18	1,090.79
Otero	10,085.61	8,892.00	1,193.61
Ouray	3,247.42	2,700.00	547.42	491.21
Park	4,394.40	3,664.83	729.57
Phillips	4,682.15	3,279.00	1,403.15
Pitkin	1,860.10	2,495.00	*634.90
Prowers	10,278.80	6,183.60	4,095.20
Pueblo	41,099.86	26,212.40	14,887.46	8,117.37
Rio Blanco	3,025.10	3,150.00	*124.90	99.93
Rio Grande	7,530.45	5,013.64	2,516.81	430.65
Routt	6,723.30	5,268.25	1,455.05
Saguache	3,886.50	3,778.95	107.55	4.52
San Juan	2,006.10	1,800.00	206.10
San Miguel	3,409.00	3,045.00	364.00
Sedgwick	3,883.20	2,860.00	1,023.20
Summit	2,611.48	3,398.36	*786.88	176.78
Teller	4,915.99	4,712.25	203.74
Washington	4,761.00	3,425.00	1,336.00	1,336.00
Weld	35,636.95	20,613.40	15,023.55	784.18
Yuma	5,606.05	3,120.00	2,486.05
Totals	\$ 645,481.97	\$ 429,806.96	\$ 219,470.98	\$ 37,365.55
			*3,795.97	

*Expense over Earnings.

COUNTY COMMISSIONERS FOR THE YEAR 1940

County	Warrants Out Jan. 1, 1940	Warrants Issued	Total	Warrants Paid or Cancelled	Warrants Out Dec. 31, 1940
Adams	\$ 27,330.24	\$ 574,398.16	\$ 601,728.40	\$ 579,994.38	\$ 21,734.02
Alamosa	15,731.30	215,588.36	231,319.66	223,835.85	7,483.81
Arapahoe	2,667.56	847,162.37	849,829.93	847,593.55	2,236.38
Archuleta	828.83	130,572.40	131,401.23	130,130.53	1,270.70
Baca	15,840.22	301,494.19	317,334.41	305,362.67	11,971.74
Bent	1,598.39	229,207.35	230,805.74	230,242.71	563.03
Boulder	80,768.73	968,120.01	1,048,888.74	946,295.15	102,593.59
Chaffee	356,717.59	356,717.59	356,717.59
Cheyenne	1,026.32	170,640.65	171,666.97	171,191.73	475.24
Clear Creek.....	6,610.12	166,556.04	173,166.16	152,693.77	20,472.39
Conejos	29,732.79	323,593.95	353,326.74	328,424.08	24,902.66
Costilla	Failed to report
Crowley	3,053.60	195,636.70	198,690.30	197,241.95	1,448.35
Custer	2,618.93	122,199.13	124,818.06	122,537.67	2,280.39
Delta	3,182.71	580,620.06	583,802.77	579,418.74	4,384.03
Dolores	4,369.68	82,314.34	86,684.02	85,513.01	1,171.01
Douglas	34,959.36	189,727.81	224,687.17	203,344.17	21,343.00
Eagle	22,431.97	211,280.33	233,712.30	219,410.15	14,302.15
Elbert	14,231.84	216,515.48	230,747.32	216,240.61	14,506.71
El Paso.....	84,961.04	1,743,978.29	1,828,939.33	1,802,750.22	26,189.11
Fremont	25,039.96	701,255.73	726,295.69	703,018.12	23,277.57
Garfield	2,955.60	450,338.60	453,294.20	450,306.12	2,988.08
Gilpin	42,411.13	87,505.00	129,916.13	102,376.47	27,539.66
Grand	21,091.08	164,767.21	185,858.29	170,072.63	15,785.86
Gunnison	29,968.50	321,993.75	351,962.25	313,658.84	38,303.41
Hinsdale	18,871.10	31,754.48	50,625.58	30,304.40	20,321.18
Huerfano	301,455.80	538,997.92	840,453.72	682,113.95	158,339.77
Jackson	631.97	109,981.92	101,613.89	101,114.11	499.78
Jefferson	111,384.42	984,935.58	1,096,320.00	985,052.01	111,267.99
Kiowa	1,058.27	199,744.35	200,802.62	197,794.30	3,008.32
Kit Carson	24,776.20	375,044.70	399,820.90	393,145.19	6,675.71
Lake	9,887.05	172,218.90	182,105.95	174,340.26	7,765.69
La Plata	35,005.62	498,274.00	533,279.62	500,527.99	32,751.63
Larimer	249,654.45	1,328,244.75	1,577,899.20	1,437,022.99	140,876.21
Las Animas ...	402,729.09	1,173,389.35	1,576,118.44	1,229,174.32	346,944.12
Lincoln	6,565.75	323,476.99	330,042.74	326,518.94	3,523.80
Logan	15,507.78	473,164.63	488,672.41	472,787.99	15,884.42
Mesa	36,886.62	851,663.95	888,550.57	852,433.94	36,116.63
Mineral	40,106.55	40,106.55	40,106.55
Moffat	3,290.74	220,584.75	223,875.49	220,692.21	3,183.28
Montezuma ...	38,141.39	315,749.52	353,890.91	329,246.38	24,644.53
Montrose	9,635.48	484,287.95	493,923.43	486,097.79	7,825.64
Morgan	12,221.87	543,024.57	555,246.44	552,444.88	2,801.56
Otero	84,403.15	649,335.81	733,738.96	685,851.51	47,887.45
Ouray	16,893.28	108,660.02	125,553.30	106,598.55	18,954.75
Park	3,249.50	156,191.82	159,441.32	156,577.73	2,863.59
Phillips	8,808.62	178,010.11	186,818.73	175,070.48	11,748.25
Pitkin	16,270.23	112,572.91	128,843.14	108,061.01	20,782.14
Prowers	68,761.80	484,264.30	553,026.10	503,761.44	49,264.66
Pueblo	214,225.79	1,784,432.84	1,998,658.63	1,803,617.41	195,041.22
Río Blanco ...	690.99	162,707.78	163,398.77	162,975.92	422.85
Río Grande ...	9,463.94	334,293.14	343,757.08	309,932.56	33,824.52
Routt	3,486.33	350,303.69	353,790.02	350,626.77	3,163.25
Saguache	211.75	128,750.40	218,962.15	217,826.72	1,135.43
San Juan.....	14,838.68	78,892.88	93,731.56	76,829.32	16,902.24
San Miguel....	5,292.28	151,545.82	156,838.10	156,838.10
Sedgwick	13,291.19	167,841.96	181,133.15	166,008.53	15,124.62
Summit	12,323.38	92,748.36	105,071.74	91,392.27	13,678.77
Teller	11,480.51	255,584.03	267,064.54	239,182.29	27,882.25
Washington ...	21,265.54	338,348.22	359,613.76	338,348.22	21,265.54
Weld	10,379.63	1,927,876.75	1,938,256.38	1,929,076.02	9,180.36
Yuma	435,387.01	435,387.01	435,387.01
Totals	\$ 2,266,450.09	\$25,995,576.21	\$28,262,026.30	\$26,463,251.46	\$ 1,798,774.81

COUNTY COMMISSIONERS FOR THE YEAR 1940

County	Assets	Liabilities	Assets Over Liabilities	Salaries Paid
Adams	\$ 319,250.48	\$ 21,734.02	\$ 297,516.46	\$ 3,600.00
Alamosa	278,489.88	23,483.81	255,006.07	1,800.00
Arapahoe	290,179.81	33,135.77	257,044.14	3,600.00
Archuleta	87,000.00	3,120.70	83,879.30	1,800.00
Baca	201,575.51	22,780.88	178,794.63	2,100.00
Bent	245,823.10	12,413.03	233,410.07	2,700.00
Boulder	541,781.00	267,993.59	273,787.41	6,000.00
Chaffee	71,774.97	28,000.00	43,774.97	2,400.00
Cheyenne	129,437.09	6,475.24	122,961.85	2,700.00
Clear Creek	68,052.03	20,472.39	47,579.64	1,800.00
Conejos	69,158.43	24,902.66	44,255.79	1,800.00
Costilla	Failed to report			
Crowley	104,433.53	61,501.51	42,932.02	2,700.00
Custer	110,696.89	2,230.89	108,466.00	1,800.00
Delta	201,130.83	9,224.03	191,906.80	2,700.00
Dolores	105,969.13	53,452.64	52,516.49	740.00
Douglas	141,054.71	21,343.00	119,711.71	2,700.00
Eagle	217,500.00	32,903.85	184,596.15	2,100.00
Elbert	115,439.94	14,506.71	100,933.23	2,700.00
El Paso	967,448.35	26,225.49	941,222.86	7,200.00
Fremont	332,978.58	23,277.57	309,701.01	3,600.00
Garfield	424,630.84	90,288.60	334,342.24	2,700.00
Gilpin	67,483.10	34,159.45	33,323.65	1,674.47
Grand	166,429.23	45,748.36	120,680.87	1,800.00
Gunnison	246,575.82	61,904.21	184,671.61	2,700.00
Hinsdale	42,735.72	42,512.58	223.14	850.56
Huerfano	327,088.31	195,256.27	131,832.04	3,600.00
Jackson	121,608.92	1,804.05	119,804.87	1,800.00
Jefferson	244,905.02	111,267.99	133,637.03	3,600.00
Kiowa	120,780.53	11,382.12	109,398.41	2,700.00
Kit Carson	228,750.00	36,675.71	192,074.29	3,000.00
Lake	81,788.76	7,765.69	74,023.07	3,000.00
La Plata	282,390.70	42,655.47	239,735.23	2,700.00
Larimer	525,746.14	326,776.21	198,969.93	6,000.00
Las Animas	1,036,125.06	478,668.59	557,456.47	6,000.00
Lincoln	251,595.43	85,384.19	166,211.24	2,700.00
Logan	531,627.19	35,884.42	495,742.77	3,600.00
Mesa	498,694.13	107,516.63	391,177.50	3,600.00
Mineral	66,628.71	3,342.21	63,286.50	1,161.85
Moffat	163,698.03	13,445.57	150,252.46	2,399.88
Montezuma	210,872.50	33,954.60	176,917.90	1,950.00
Montrose	286,635.26	64,420.64	222,214.62	2,700.00
Morgan	305,092.85	27,801.56	277,291.29	3,000.00
Otero	255,547.10	49,687.45	205,859.65	3,600.00
Ouray	112,260.84	18,954.75	93,306.09	2,100.00
Park	150,529.57	2,863.59	147,665.98	2,400.00
Phillips	186,172.01	25,214.35	160,957.66	2,100.00
Pitkin	107,099.41	23,482.14	83,617.27	1,200.00
Prowers	378,642.18	66,033.81	312,608.37	2,700.00
Pueblo	1,630,838.71	195,041.22	1,435,797.49	7,200.00
Río Blanco	130,517.53	11,506.14	119,011.39	2,100.00
Río Grande	140,090.68	33,824.52	106,266.16	1,800.00
Routt	363,375.40	90,521.81	272,853.59	2,400.00
Saguache	150,750.55	17,135.43	133,615.12	2,700.00
San Juan	137,091.74	21,212.24	115,879.50	1,500.00
San Miguel	75,542.94	54,069.84	21,473.10	2,400.00
Sedgwick	259,808.42	58,715.13	201,093.29	2,100.00
Summit	150,873.99	61,302.28	89,571.71	1,800.00
Teller	180,172.55	36,732.25	143,440.30	2,640.00
Washington	108,767.33	34,765.54	74,001.79	3,000.00
Weld	961,938.65	83,850.30	878,088.35	7,200.00
Yuma	216,264.16	36,282.25	179,981.91	2,700.00
Totals	\$ 16,527,340.37	\$ 3,488,987.94	\$ 13,038,252.43	\$ 173,416.76

COUNTY COMMISSIONERS FOR THE YEAR 1941

County	Warrants Out Jan. 1, 1941	Warrants Issued	Total	Warrants Paid or Cancelled	Warrants Out Dec. 31, 1941
Adams	\$ 21,734.02	\$ 598,141.36	\$ 619,875.38	\$ 597,832.48	\$ 22,042.90
Alamosa	7,483.81	222,336.57	229,820.38	227,971.09	1,849.29
Arapahoe	2,236.38	896,577.64	898,814.02	892,315.98	6,498.04
Archuleta	1,270.70	138,136.59	139,407.29	138,402.02	1,005.27
Baca	11,971.74	282,420.27	294,392.01	292,578.71	1,813.30
Bent	563.03	256,725.45	257,288.48	257,022.99	265.49
Boulder	102,593.59	1,158,549.38	1,261,142.97	1,170,570.17	90,572.80
Chaffee	311,283.42	311,283.42	311,283.42
Cheyenne	475.24	175,610.29	176,085.53	163,419.47	12,666.06
Clear Creek	20,472.39	136,634.05	157,106.44	144,331.28	12,775.16
Conejos	24,902.66	331,695.21	356,597.87	340,569.12	16,028.75
Costilla	Failed to report
Crowley	1,448.35	200,085.52	201,533.87	199,460.04	2,073.83
Custer	2,280.39	125,248.41	127,528.80	125,955.64	1,573.16
Delta	4,384.03	601,664.46	606,048.49	603,861.69	2,186.80
Dolores	1,171.01	83,261.66	84,432.67	82,207.02	2,225.65
Douglas	21,343.00	177,461.53	198,804.53	182,434.35	16,370.18
Eagle	14,302.15	204,956.40	219,258.55	205,422.42	13,836.13
Elbert	14,506.71	215,502.28	230,008.99	216,388.17	13,620.82
El Paso	26,189.11	1,762,241.68	1,788,430.79	1,763,402.99	25,027.80
Fremont	23,277.57	717,411.55	740,689.12	715,225.27	25,463.85
Garfield	2,988.08	442,534.07	445,522.15	442,851.70	2,670.45
Gilpin	27,539.46	84,770.05	112,309.51	92,395.58	19,913.93
Grand	15,785.86	175,048.17	190,834.03	169,290.73	21,543.30
Gunnison	38,303.41	294,948.71	333,252.12	303,117.02	30,135.10
Hinsdale	20,321.18	32,405.86	52,727.04	32,281.99	20,445.05
Huerfano	158,339.77	668,024.22	826,363.99	692,482.09	133,881.90
Jackson	499.78	107,017.97	107,517.75	107,203.73	314.02
Jefferson	111,267.99	994,112.09	1,105,380.08	1,026,779.90	78,600.18
Kiowa	3,008.32	188,206.58	191,214.90	189,567.57	1,647.33
Kit Carson	6,675.71	390,044.65	396,720.36	394,077.18	2,643.18
Lake	7,765.69	174,340.26	182,105.95	174,340.26	7,765.69
La Plata	32,751.63	527,938.65	560,690.28	522,374.72	38,315.56
Larimer	140,876.21	1,338,707.79	1,479,584.00	1,473,446.96	6,137.04
Las Animas	346,944.12	1,212,599.83	1,559,543.95	1,300,792.40	258,751.55
Lincoln	3,523.80	303,136.24	306,660.04	305,371.26	1,288.78
Logan	15,884.42	479,638.38	495,522.80	478,895.84	16,626.96
Mesa	36,116.63	893,191.49	929,308.12	893,386.58	35,921.54
Mineral	37,968.80	37,968.80	37,968.80
Moffat	3,183.28	215,020.02	218,203.30	216,208.11	1,995.19
Montezuma	24,644.53	318,660.66	343,305.19	332,027.88	11,277.31
Montrose	7,825.64	501,191.79	509,017.43	503,320.79	5,696.64
Morgan	2,801.56	572,399.97	575,201.53	564,498.41	10,703.12
Otero	47,887.45	670,224.07	718,111.52	697,503.90	20,607.62
Ouray	18,954.75	103,188.52	122,143.27	110,324.12	11,819.15
Park	2,863.59	155,834.35	158,697.94	157,606.06	1,091.88
Phillips	11,748.25	185,652.07	197,400.32	189,161.54	8,238.78
Pitkin	20,782.14	116,987.00	137,769.14	112,646.08	25,123.06
Prowers	49,264.66	478,759.97	528,024.63	518,452.55	9,572.08
Pueblo	195,041.22	1,790,945.18	1,985,986.40	1,741,710.38	244,276.02
Rio Blanco	422.85	174,093.74	174,516.59	174,010.87	505.72
Rio Grande	33,824.52	323,334.82	357,159.34	344,342.78	12,816.56
Routt	3,163.25	367,381.44	370,544.69	365,755.85	4,788.84
Saguache	1,135.43	220,758.76	221,894.19	221,310.89	583.30
San Juan	16,902.24	68,796.42	85,698.66	70,913.53	14,785.13
San Miguel	135,402.69	135,402.69	132,623.69	2,779.00
Sedgwick	15,124.62	157,008.24	172,132.86	160,183.08	11,949.78
Summit	13,678.77	109,260.69	122,939.46	101,805.72	21,133.74
Teller	27,882.25	202,691.21	230,573.46	199,702.94	30,870.52
Washington	21,265.54	337,777.91	359,043.45	344,849.35	14,194.10
Weld	9,180.36	2,056,029.81	2,065,210.17	2,047,789.24	17,420.93
Yuma	414,396.24	414,396.24	414,396.24
Totals	\$ 1,798,774.84	\$ 26,616,373.10	\$ 28,415,147.94	\$ 26,988,422.63	\$ 1,426,725.31

COUNTY COMMISSIONERS FOR THE YEAR 1941

County	Assets	Liabilities	Assets Over Liabilities	Salaries Paid
Adams	\$ 335,226.60	\$ 22,042.90	\$ 313,183.70	\$ 3,600.00
Alamosa	258,139.17	15,349.29	242,789.88	1,800.00
Arapahoe	308,575.11	24,280.72	284,294.39	3,600.00
Archuleta	69,669.16	5,462.27	64,206.89	1,800.00
Baca	234,753.63	10,288.30	224,465.33	2,100.00
Bent	246,525.90	4,795.03	241,730.87	2,700.00
Boulder	496,598.81	254,966.13	241,632.68	6,000.00
Chaffee	80,018.44	25,000.00	55,018.44	2,400.00
Cheyenne	118,245.44	17,666.06	100,579.38	2,700.00
Clear Creek	71,988.56	12,775.16	59,213.40	1,800.00
Conejos	79,819.53	16,028.75	63,790.78	1,800.00
Costilla	Failed to report			
Crowley	132,483.03	58,466.61	74,016.42	2,700.00
Custer	106,851.30	6,011.61	100,839.69	1,800.00
Delta	215,860.12	8,327.50	207,532.62	2,700.00
Dolores	76,625.47	49,734.81	26,890.66	640.00
Douglas	160,314.57	16,370.18	143,944.39	2,700.00
Eagle	226,000.00	30,836.13	195,163.87	2,100.00
Elbert	130,411.91	13,620.82	116,791.09	2,700.00
El Paso	975,638.16	25,027.80	950,610.36	7,200.00
Fremont	369,114.80	25,463.85	343,650.95	3,600.00
Garfield	462,263.83	79,374.62	382,889.21	2,700.00
Gilpin	72,533.28	23,326.34	49,206.94	1,595.36
Grand	122,462.27	44,052.05	78,410.22	2,249.55
Gunnison	269,175.99	84,889.89	184,286.10	2,700.00
Hinsdale	40,591.00	40,237.97	353.03	870.29
Huerfano	340,708.95	149,093.60	191,615.35	3,600.00
Jackson	111,700.00	8,314.02	103,385.98	1,800.00
Jefferson	239,739.15	78,600.18	161,138.97	3,600.00
Kiowa	106,875.34	11,647.33	95,228.01	2,700.00
Kit Carson	251,673.14	32,643.18	219,029.96	3,000.00
Lake	81,788.76	7,765.69	74,023.07	3,000.00
La Plata	175,122.08	43,847.59	131,274.49	2,700.00
Larimer	477,774.74	184,809.57	292,965.17	6,000.00
Las Animas	1,093,858.09	383,751.55	710,106.54	6,000.00
Lincoln	224,363.17	46,963.78	177,399.39	2,700.00
Logan	559,169.34	56,626.96	502,542.38	3,600.00
Mesa	490,761.03	97,121.54	393,639.49	3,600.00
Mineral	82,643.59	3,164.00	79,479.59	1,079.80
Moffat	192,261.84	14,380.39	177,881.45	2,399.76
Montezuma	213,644.75	32,846.79	180,797.95	1,924.98
Montrose	297,503.26	73,246.00	224,257.26	2,700.00
Morgan	324,091.75	30,703.12	293,388.63	3,000.00
Otero	261,832.64	20,607.62	241,225.02	3,600.00
Ouray	110,596.26	11,819.15	98,777.11	2,100.00
Park	141,577.94	1,091.88	140,486.06	2,400.00
Phillips	186,112.90	14,338.78	171,774.12	2,100.00
Pitkin	105,056.62	26,823.06	78,233.56	1,200.00
Prowers	395,225.44	26,176.43	369,049.01	2,700.00
Pueblo	1,575,155.78	264,276.02	1,310,879.76	7,200.00
Rio Blanco	137,831.77	12,019.25	125,812.52	2,100.00
Rio Grande	231,750.00	12,816.56	218,933.44	1,800.00
Routt	348,435.74	72,874.46	275,561.28	2,400.00
Saguache	143,335.48	11,583.30	131,752.18	2,705.00
San Juan	193,361.19	14,910.13	178,451.06	1,500.00
San Miguel	120,461.52	50,079.00	70,382.52	2,400.00
Sedgwick	250,703.24	55,012.35	195,690.89	2,100.00
Summit	150,535.86	30,262.74	120,273.12	1,800.00
Teller	168,032.01	38,470.52	129,561.49	2,747.00
Washington	125,180.86	42,669.67	82,511.19	3,000.00
Weld	971,320.64	83,800.54	887,520.10	7,200.00
Yuma	208,617.15	34,616.46	174,000.69	2,700.00
Totals	\$16,748,688.10	\$ 2,994,167.50	\$13,754,520.60	\$ 173,711.74

DISTRICT COURTS FOR THE YEAR 1940

County	Balance Jan. 1, 1940	Receipts	Total	Disbursements	Balance Dec. 31, 1940
Adams	\$ 2,375.45	\$ 6,146.17	\$ 8,521.62	\$ 6,890.12	\$ 1,631.50
Alamosa	900.40	5,909.30	6,809.70	6,809.70
Arapahoe	39,867.52	26,998.83	66,866.35	47,314.87	19,551.48
Archuleta	1.00	48.60	49.60	49.60
Baca	2,717.26	1,071.36	3,788.62	1,111.20	2,677.42
Bent	2,408.50	413.40	2,821.90	413.40	2,408.50
Boulder	2,669.16	11,261.52	13,930.68	13,683.31	247.37
Chaffee	11,197.65	11,197.65	11,197.65	8,576.39	2,621.26
Cheyenne	532.61	532.61	532.61
Clear Creek	7,588.91	1,573.28	9,162.19	6,567.93	2,594.26
Conejos	207.00	769.41	976.41	924.18	52.23
Costilla	4.90	350.75	355.65	342.65	13.00
Crowley	87.06	2,180.18	2,267.24	1,638.39	628.85
Custer	35.25	35.25
Delta	1,855.65	1,855.65	1,855.65
Denver	30,775.19	322,305.97	353,081.16	307,420.29	45,660.87
Dolores	2,136.77	174.05	2,310.82	160.55	2,150.27
Douglas	1,059.05	4,340.69	5,399.74	5,271.29	128.45
Eagle	1,118.67	1,000.77	2,119.44	914.13	1,205.31
Elbert	130.00	1,146.20	1,276.20	282.55	993.65
El Paso	26,938.18	19,630.42	46,568.60	21,669.77	24,898.83
Fremont	80.71	2,617.03	2,697.74	2,617.03	80.71
Garfield	4,756.75	4,239.79	8,996.54	3,207.45	5,789.09
Gilpin	1,049.00	1,317.76	2,366.76	1,666.11	700.65
Grand	2,800.90	1,524.52	4,325.42	3,917.18	408.24
Gunnison	40.50	924.34	964.84	943.59	21.25
Hinsdale	45.50	45.50	45.50
Huerfano	1,616.39	1,616.39	1,543.79	72.60
Jackson	41.50	376.58	418.08	274.08	144.00
Jefferson	10,802.13	20,192.87	30,995.00	22,883.01	8,111.99
Kiowa	2,439.52	449.70	2,889.22	873.53	2,015.69
Kit Carson	586.39	931.57	1,517.96	932.70	585.26
Lake	357.77	357.77	357.77
La Plata	3,129.55	5,297.71	8,427.26	4,836.91	3,590.35
Larimer	7,930.80	13,636.68	21,567.48	14,868.65	6,698.83
Las Animas	1,824.03	27,555.26	29,379.29	26,969.05	2,410.24
Lincoln	27.75	483.11	510.86	410.78	100.08
Logan	626.12	6,246.41	6,872.53	6,369.38	503.15
Mesa	1,572.78	7,300.55	8,873.33	5,998.32	2,875.01
Mineral	5.00	104.25	109.25	109.25
Moffat	1,517.74	597.28	2,115.02	506.90	1,608.12
Montezuma	320.18	3,747.30	4,067.48	2,653.52	1,413.96
Montrose	1,955.00	2,610.28	4,565.28	4,494.51	70.77
Morgan	812.98	3,613.78	4,426.76	3,383.98	1,042.78
Otero	196.02	6,403.54	6,599.56	6,324.44	275.12
Ouray	88.90	307.10	396.00	396.00
Park	16,846.56	2,220.79	19,067.35	803.58	18,263.77
Phillips	297.66	4,374.14	4,671.80	4,374.14	297.66
Pitkin	350.00	1,312.64	1,662.64	1,662.64
Prowers	5,197.64	1,658.96	6,856.60	1,705.03	5,151.57
Pueblo	3,706.33	42,633.47	46,339.80	39,302.82	7,036.98
Rio Blanco	146.08	250.11	396.19	247.76	148.43
Rio Grande	494.16	1,424.44	1,918.60	860.91	1,057.69
Routt	404.34	2,184.35	2,588.69	2,299.35	289.34
Saguache	514.22	872.50	1,386.72	979.52	407.20
San Juan	94.75	94.75	80.75	14.00
San Miguel	458.80	458.80	458.80
Sedgwick	12.51	968.17	980.68	980.68
Summit	2,417.57	330.00	2,747.57	1,072.85	1,674.72
Teller	45.60	486.25	531.85	492.40	39.45
Washington	209.42	868.35	1,077.77	831.27	246.50
Weld	3,689.38	20,243.88	23,933.26	22,477.63	1,455.63
Yuma	1,040.49	6,153.87	7,194.36	4,519.16	2,675.20
Totals	\$ 198,961.23	\$ 617,974.60	\$ 816,935.83	\$ 632,196.55	\$ 184,739.28

DISTRICT COURTS FOR THE YEAR 1940

County	Earnings	Salaries Paid	Expenses Over Earnings	Balance Due County
Adams	\$ 1,363.75	\$ 2,000.00	\$ 636.25
Alamosa	769.44	1,200.00	430.56
Arapahoe	1,405.84	2,099.92	694.08	\$ 161.45
Archuleta	145.60	900.00	754.40
Baca	536.25	1,612.32	1,076.07
Bent	258.08	1,200.00	941.92
Boulder	2,261.96	4,035.00	1,773.04	175.90
Chaffee	707.48	900.00	192.52
Cheyenne	274.53	1,080.00	805.47
Clear Creek	445.50	1,000.00	554.50
Conejos	499.16	1,200.00	700.84
Costilla	550.00	1,200.00	650.00
Crowley	386.82	1,700.00	1,313.18	15.50
Custer	85.25	800.00	714.75
Delta	748.45	1,800.00	1,051.55
Denver	39,708.65	59,600.00	19,891.35
Dolores	128.20	480.00	351.80
Douglas	453.74	1,800.00	1,346.26	128.45
Eagle	187.10	1,200.00	1,012.90
Elbert	323.05	720.00	396.95
El Paso	5,491.17	5,250.00	*241.17
Fremont	691.95	1,800.00	1,108.05
Garfield	995.26	1,800.00	804.74
Gilpin	326.90	900.00	573.10
Grand	559.42	900.00	340.58	81.14
Gunnison	624.25	1,300.00	675.75	21.25
Hinsdale	45.50	117.50	72.00
Huerfano	3,257.15	3,080.00	*177.15	72.60
Jackson	221.66	600.00	378.34
Jefferson	2,507.82	2,850.00	342.18
Kiowa	235.70	1,000.00	764.30
Kit Carson	797.88	1,500.00	702.12
Lake	375.00	1,800.00	1,425.00
La Plata	834.41	1,800.00	965.59
Larimer	2,831.62	4,230.00	1,398.38
Las Animas	2,412.65	3,930.00	1,517.35
Lincoln	510.86	1,200.00	689.14	100.08
Logan	1,649.75	2,880.00	1,230.25
Mesa	1,156.60	2,000.00	843.40
Mineral	101.25	240.00	138.75
Moffat	438.95	1,200.00	761.05	90.35
Montezuma	728.18	1,200.00	471.82
Montrose	1,415.18	1,800.00	384.82
Morgan	922.32	2,820.00	1,897.68	61.05
Otero	1,128.66	2,000.00	871.34	92.00
Ouray	396.00	720.00	324.00
Park	467.35	600.00	132.65	298.35
Phillips	408.50	1,500.00	1,091.50
Pitkin	185.15	800.00	614.85
Prowers	536.62	1,825.50	1,288.88	3.50
Pueblo	4,216.00	5,700.00	1,484.00
Rio Blanco	210.81	400.00	189.19	97.50
Rio Grande	657.69	1,200.00	542.31
Routt	552.50	1,800.00	1,247.50
Saguache	387.50	600.00	212.50
San Juan	194.75	600.00	405.25
San Miguel	332.50	900.00	567.50
Sedgwick	423.00	1,200.00	777.00
Summit	267.55	600.00	332.45
Teller	491.25	1,200.00	708.75	39.45
Washington	532.45	1,800.00	1,267.55
Weld	3,150.19	5,350.00	2,199.81
Yuma	956.05	1,500.00	543.95	14.65
Totals	\$ 95,864.80	\$ 163,020.24	\$ 67,573.76	\$ 1,453.22
			*418.32	

*Earnings over Expense.

DISTRICT COURTS FOR THE YEAR 1941

County	Balance Jan. 1, 1941	Receipts	Total	Disbursements	Balance Dec. 31, 1941
Adams	\$ 1,631.50	\$ 17,583.44	\$ 19,214.94	\$ 8,683.44	\$ 10,531.50
Alamosa		4,593.56	4,593.56	4,373.04	220.52
Arapahoe	19,551.48	14,023.33	33,574.81	21,857.21	11,717.60
Archuleta		392.25	392.25	392.25	
Baca	2,677.42	1,739.02	4,416.44	1,792.02	2,624.42
Bent	2,408.50	602.89	3,011.39	602.89	2,408.50
Boulder	247.37	16,031.17	16,278.54	14,732.98	1,545.56
Chaffee	2,621.26	1,623.43	4,244.69	4,228.49	16.20
Cheyenne		436.00	436.00	436.00	
Clear Creek	2,594.26	567.90	3,162.16	796.58	2,365.58
Conejos	52.23	4,709.13	4,761.36	2,532.88	2,228.48
Costilla	13.00	615.92	628.92	627.00	1.92
Crowley	628.85	707.97	1,336.82	1,331.82	5.00
Custer		61.20	61.20	61.20	
Delta		1,383.70	1,383.70	1,383.70	
Denver	45,660.87	403,893.84	449,554.71	352,145.97	97,408.74
Dolores	2,150.27	119.75	2,270.02	128.25	2,141.77
Douglas	128.45	1,763.05	1,891.50	546.50	1,345.00
Eagle	1,205.31	820.60	2,025.91	825.05	1,200.86
Elbert	993.65	240.63	1,234.28	335.65	898.63
El Paso	24,898.83	22,543.96	47,442.79	31,945.84	15,496.95
Fremont	80.71	2,076.53	2,157.24	2,082.88	74.36
Garfield	5,789.09	8,924.91	14,714.00	14,609.29	104.71
Gilpin	700.65	341.20	1,041.85	1,041.85	
Grand	408.24	7,674.10	8,082.34	7,723.72	358.62
Gunnison	21.25	3,115.94	3,137.19	2,227.44	909.75
Hinsdale		48.85	48.85	48.85	
Huerfano	72.60	2,419.70	2,492.30	2,492.30	
Jackson	144.00	254.75	398.75	244.78	153.97
Jefferson	8,111.99	10,489.60	18,601.59	10,968.63	7,632.96
Kiowa	2,015.69	884.33	2,900.02	1,643.23	1,256.79
Kit Carson	586.26	1,307.31	1,893.57	1,359.71	533.86
Lake		255.24	255.24	255.24	
La Plata	3,590.35	1,284.90	4,875.25	1,727.84	3,147.41
Larimer	6,698.83	32,834.57	39,533.40	11,697.76	27,835.64
Las Animas	2,410.24	9,683.27	12,093.51	11,656.16	437.35
Lincoln	100.08	495.94	596.02	524.44	71.58
Logan	503.15	2,906.31	3,409.46	2,916.09	493.37
Mesa	2,875.01	12,601.09	15,476.10	10,797.51	4,678.59
Mineral		35.00	35.00	35.00	
Moffat	1,608.12	717.86	2,325.98	1,015.49	1,310.49
Montezuma	1,413.96	3,228.37	4,642.33	4,101.73	540.60
Montrose	70.77	6,860.24	6,931.01	5,187.65	1,743.36
Morgan	1,042.78	2,501.39	3,544.17	3,095.04	449.13
Otero	275.12	10,487.64	10,762.76	10,568.51	194.25
Ouray		167.31	167.31	118.56	48.75
Park	18,263.77	318.96	18,582.73	2,332.23	16,250.50
Phillips	297.66	2,121.32	2,418.98	2,106.79	312.19
Pitkin		144.95	144.95	144.95	
Prowers	5,151.57	2,119.84	7,271.41	2,122.32	5,149.09
Pueblo	7,036.98	37,840.32	44,877.30	42,115.32	2,761.98
Rio Blanco	148.43	461.59	610.02	399.94	210.08
Rio Grande	1,057.69	7,563.74	8,621.43	7,960.96	660.47
Routt	289.34	2,475.19	2,764.53	2,459.69	304.84
Saguache	407.20	1,030.76	1,437.96	1,102.52	335.44
San Juan	14.00	56.30	70.30	51.40	18.90
San Miguel		561.11	561.11	561.11	
Sedgwick		1,023.35	1,023.35	992.74	30.61
Summit	1,674.72	19,870.96	21,545.68	1,330.05	20,215.63
Teller	39.45	955.45	994.90	949.30	45.60
Washington	246.50	746.20	992.70	825.75	166.95
Weld	1,455.63	7,280.34	8,735.97	7,302.64	1,433.33
Yuma	2,675.20	12,631.15	15,306.35	12,934.30	2,372.05
Totals	\$ 184,739.28	\$ 713,251.62	\$ 897,990.90	\$ 643,590.47	\$ 254,400.43

DISTRICT COURTS FOR THE YEAR 1941

County	Earnings	Salaries Paid	Expenses Over Earnings	Balance Due County
Adams	\$ 1,923.28	\$ 2,036.00	\$ 112.72
Alamosa	743.81	1,200.00	456.19
Arapahoe	2,786.73	2,099.92	*686.81	\$ 227.90
Archuleta	392.25	900.00	507.75
Baca	577.95	1,609.56	1,031.61
Bent	334.87	1,200.00	865.13
Boulder	2,491.08	4,050.00	1,558.92	139.40
Chaffee	778.13	900.00	121.87
Cheyenne	253.31	1,080.00	826.69
Clear Creek	473.91	1,000.00	526.09
Conejos	498.67	1,200.00	701.33
Costilla	410.50	1,200.00	789.50
Crowley	260.76	1,700.00	1,439.24
Custer	64.70	800.00	735.30
Delta	676.20	1,800.00	1,123.80
Denver	43,170.44	59,600.00	16,429.56
Dolores	126.25	480.00	353.75
Douglas	546.50	1,216.63	670.13
Eagle	190.20	1,200.00	1,009.80
Elbert	335.65	720.00	384.35
El Paso	5,038.20	5,250.00	211.80	208.00
Fremont	757.57	1,800.00	1,042.43
Garfield	762.50	2,450.00	1,687.50
Gilpin	182.00	900.00	718.00
Grand	551.21	900.00	348.79	26.30
Gunnison	641.10	1,466.66	825.56	9.75
Hinsdale	48.85	120.00	71.15
Huerfano	1,408.96	2,540.00	1,131.04
Jackson	151.83	600.00	448.17	62.55
Jefferson	2,628.67	2,850.00	221.33
Kiowa	297.60	1,000.00	702.40
Kit Carson	603.60	1,500.00	896.40	14.00
Lake	291.20	1,812.00	1,520.80
La Plata	858.81	1,800.00	941.19
Larimer	2,657.47	4,350.00	1,692.53
Las Animas	2,524.10	3,930.00	1,405.90
Lincoln	347.80	1,500.00	1,152.20	13.75
Logan	1,901.68	2,880.00	978.32	297.20
Mesa	1,188.70	2,000.00	811.30
Mineral	35.00	240.00	205.00
Moffat	540.40	1,200.00	659.60	119.35
Montezuma	588.62	1,200.00	611.38	41.75
Montrose	1,703.88	1,800.00	96.12
Morgan	1,200.05	2,820.00	1,619.95	90.15
Otero	1,023.80	2,000.00	976.20	48.50
Ouray	268.81	720.00	451.19
Park	318.96	300.00	*18.96
Phillips	423.50	1,500.00	1,076.50
Pitkin	179.10	800.00	620.90
Prowers	721.70	1,800.00	1,078.30	36.45
Pueblo	5,056.65	5,700.00	643.35
Rio Blanco	268.49	400.00	131.51	10.95
Rio Grande	660.47	1,200.00	539.53
Routt	526.25	1,800.00	1,273.75
Saguache	419.72	600.00	180.28
San Juan	170.30	600.00	429.70
San Miguel	561.11	900.00	338.89
Sedgwick	403.72	1,200.00	796.28
Summit	265.60	600.00	334.40
Teller	686.35	1,200.00	513.65	45.60
Washington	520.55	1,200.00	679.45	166.95
Weld	3,164.68	5,734.00	2,569.32
Yuma	740.90	1,500.00	759.10	14.65
Totals	\$ 100,325.65	\$ 162,654.77	\$ 63,034.89	\$ 1,573.20
			*705.77	

*Earnings over Expense.

COUNTY COURTS FOR THE YEAR 1940

County	Balance Jan. 1, 1940	Receipts	Total	Disbursements	Balance Dec. 31, 1940
Adams	\$ 308.00	\$ 6,533.73	\$ 6,841.73	\$ 6,562.83	\$ 278.90
Alamosa	495.48	4,458.52	4,954.00	4,433.52	520.48
Arapahoe	482.25	5,765.23	6,247.48	5,723.98	523.50
Archuleta	159.84	159.84	159.84
Baca	404.50	1,625.64	2,030.14	1,625.64	404.50
Bent	42.77	2,833.44	2,876.21	2,873.71	2.50
Boulder	972.53	11,515.10	12,487.63	11,535.55	952.08
Chaffee	1,026.80	1,026.80	1,026.80
Cheyenne	503.50	503.50	409.50	94.00
Clear Creek	138.75	1,912.07	2,050.82	771.02	1,379.80
Conejos	858.10	858.10	858.10
Costilla	595.15	595.15	595.15
Crowley	872.83	872.83	872.83
Custer	461.10	461.10	461.10
Delta	1,963.30	3,852.90	5,816.20	5,573.55	242.65
Denver	39,561.40	87,440.93	127,002.33	88,572.79	38,429.54
Dolores	345.10	345.10	345.10
Douglas	1,089.44	631.51	1,720.95	1,700.95	20.00
Eagle	547.93	547.93	547.93
Elbert	31.00	1,382.45	1,413.45	1,003.85	409.60
El Paso	231.69	8,292.49	8,524.18	8,289.99	234.19
Fremont	290.41	2,101.88	2,392.29	2,175.00	217.29
Garfield	1,562.51	4,419.90	5,982.41	3,199.24	2,783.17
Gilpin	381.85	381.85	381.85
Grand	456.28	921.20	1,377.48	1,377.48
Gunnison	3,318.24	3,318.24	3,318.24
Hinsdale	41.25	41.25	41.25
Huerfano	27.32	1,858.33	1,885.65	1,854.71	30.94
Jackson	104.46	385.38	489.84	468.84	21.00
Jefferson	957.31	9,480.51	10,437.82	9,900.49	537.33
Kiowa	368.66	773.75	1,142.41	773.75	368.66
Kit Carson	4.82	1,027.33	1,032.15	891.96	140.19
Lake	1,209.25	1,209.25	1,209.25
La Plata	177.69	1,033.06	1,210.75	1,158.25	52.50
Larimer	1,579.26	8,573.45	10,152.71	9,195.85	956.86
Las Animas	1,024.81	1,858.15	2,882.96	2,518.79	364.17
Lincoln	639.18	639.18	639.18
Logan	750.71	2,283.79	3,034.50	2,359.89	674.61
Mesa	951.12	8,102.54	9,053.66	8,335.37	718.29
Mineral	211.02	211.02	211.02
Moffat	1,215.05	1,720.75	2,935.80	2,560.57	375.23
Montezuma	218.43	1,901.70	2,120.13	821.30	1,298.83
Montrose	89.28	2,192.69	2,281.97	2,189.69	92.28
Morgan	502.22	2,498.47	3,000.69	2,504.73	495.96
Otero	424.59	4,675.48	5,100.07	4,675.48	424.59
Ouray	86.75	339.75	426.50	426.50
Park	546.30	546.30	546.30
Phillips	959.05	959.05	959.05
Pitkin	262.20	262.20	262.20
Prowers	131.90	2,228.38	2,360.28	2,091.50	268.78
Pueblo	1,854.24	16,460.62	18,314.86	16,449.32	1,865.54
Rio Blanco	832.50	832.50	775.50	57.00
Rio Grande	147.61	2,889.40	3,037.01	2,909.57	127.44
Routt	534.89	1,502.65	2,037.54	1,711.88	325.66
Saguache	12.50	402.00	414.50	385.00	29.50
San Juan	230.90	230.90	221.40	9.50
San Miguel	354.75	354.75	354.75
Sedgwick	798.09	798.09	798.09
Summit	752.51	189.00	941.51	935.26	6.25
Teller	352.95	2,190.21	2,543.16	1,950.00	593.16
Washington	1.50	2,247.60	2,249.10	1,666.30	582.80
Weld	2,548.15	13,863.60	16,411.75	13,542.38	2,869.37
Yuma	519.25	4,002.80	4,522.05	3,595.40	926.65
Totals	\$ 63,368.29	\$ 253,523.31	\$ 316,891.60	\$ 256,186.31	\$ 60,705.29

COUNTY COURTS FOR THE YEAR 1940

County	Earnings	Salaries Paid	Expenses Over Earnings	Balance Due County
Adams	\$ 4,442.09	\$ 4,745.05	\$ 302.96	\$ 277.90
Alamosa	1,031.00	2,100.00	1,069.00	
Arapahoe	3,965.68	6,300.00	2,334.32	
Archuleta	159.84	1,200.00	1,040.16	
Baca	1,546.03	2,100.00	553.97	484.11
Bent	806.40	2,520.00	1,713.60	
Boulder	7,275.67	6,558.76	*716.91	
Chaffee	1,045.91	3,300.00	2,254.09	
Cheyenne	529.75	2,112.00	1,582.25	
Clear Creek	759.45	1,800.00	1,040.55	759.49
Conejos	775.40	2,100.00	1,324.60	
Costilla	400.55	1,200.00	799.45	
Crowley	706.35	2,640.00	1,933.65	
Custer	473.60	461.10	*12.50	
Delta	1,648.45	3,140.00	1,491.55	
Denver	46,726.75	56,969.48	10,242.73	
Dolores	345.10	1,200.00	854.90	
Douglas	545.24	1,800.00	1,254.76	
Eagle	527.65	1,720.50	1,192.85	
Elbert	1,019.60	1,800.00	780.40	130.15
El Paso	8,277.99	9,540.00	1,262.01	
Fremont	2,470.34	4,200.00	1,729.66	204.65
Garfield	1,467.09	3,960.00	2,492.91	
Gilpin	418.00	1,200.00	782.00	
Grand	577.00	1,700.00	1,123.00	
Gunnison	1,505.91	3,300.00	1,794.09	
Hinsdale	41.25	41.25		
Huerfano	1,466.69	4,221.00	2,754.31	30.94
Jackson	524.84	1,200.00	675.16	21.00
Jefferson	4,636.19	6,240.00	1,603.81	
Kiowa	611.43	1,200.00	588.57	
Kit Carson	1,033.32	2,700.00	1,666.68	
Lake	1,195.25	2,805.00	1,609.75	
La Plata	1,484.42	3,180.00	1,695.58	52.50
Larimer	5,224.11	7,380.00	2,155.89	
Las Animas	1,495.23	6,590.00	5,094.77	
Lincoln	739.68	2,275.00	1,535.32	
Logan	1,746.20	4,080.00	2,333.80	119.65
Mesa	3,697.50	5,216.67	1,519.17	15.00
Mineral	311.02	1,200.00	888.98	
Moffat	840.35	1,800.00	959.65	
Montezuma	952.40	1,500.00	547.60	161.24
Montrose	2,419.53	3,300.00	880.47	
Morgan	2,665.82	4,200.00	1,534.18	94.60
Otero	3,675.00	4,300.00	625.00	
Ouray	377.35	1,787.50	1,410.15	
Park	446.30	1,543.25	1,096.95	
Phillips	959.80	2,296.90	1,337.10	
Pitkin	274.20	1,200.00	925.80	
Prowers	1,311.86	2,880.00	1,568.14	140.15
Pueblo	8,341.01	13,708.67	5,367.66	
Rio Blanco	832.50	1,800.00	967.50	
Rio Grande	1,753.28	2,100.00	346.72	
Routt	1,502.65	2,700.00	1,197.35	
Saguache	402.50	1,200.00	797.50	29.50
San Juan	230.90	1,200.00	969.10	
San Miguel	354.75	1,800.00	1,445.25	
Sedgwick	755.41	1,950.00	1,194.59	
Summit	189.00	1,200.00	1,011.00	
Teller	2,543.16	1,950.00	*593.16	593.16
Washington	867.58	3,000.00	2,132.42	
Weld	7,370.81	8,100.00	729.19	
Yuma	2,537.80	2,400.00	*137.80	
Totals	\$ 155,257.93	\$ 245,912.13	\$ 92,114.57	\$ 3,114.04
			*1,460.37	

*Earnings over Expense.


COUNTY COURTS FOR THE YEAR 1941

County	Balance Jan. 1, 1941	Receipts	Total	Disbursements	Balance Dec. 31, 1941
Adams	\$ 278.90	\$ 7,219.86	\$ 7,498.76	\$ 7,095.86	\$ 402.90
Alamosa	520.48	3,369.05	3,889.53	3,791.08	98.45
Arapahoe	523.50	8,555.46	9,078.96	8,602.71	476.25
Archuleta	191.00	191.00	191.00
Baca	404.50	1,687.28	2,091.78	1,884.03	207.75
Bent	2.50	1,092.03	1,094.53	1,094.53
Boulder	952.08	9,927.95	10,880.03	9,864.73	1,015.30
Chaffee	1,338.55	1,338.55	1,338.55
Cheyenne	94.00	392.53	486.53	438.53	48.00
Clear Creek.....	1,379.80	1,480.08	2,859.88	2,497.68	362.20
Conejos	782.50	782.50	782.50
Costilla	315.50	315.50	315.50
Crowley	849.26	849.26	849.26
Custer	567.10	567.10	567.10
Delta	242.65	5,077.89	5,320.54	4,377.25	943.29
Denver	38,429.54	92,197.72	130,627.26	93,169.06	37,458.20
Dolores	226.95	226.95	226.95
Douglas	20.00	837.04	857.04	857.04
Eagle	474.35	474.35	469.35	5.00
Elbert	409.60	648.55	1,058.15	978.25	79.90
El Paso.....	234.19	8,982.27	9,216.46	8,981.37	235.09
Fremont	217.29	2,321.81	2,539.10	2,259.46	279.64
Garfield	2,783.17	1,750.79	4,533.96	1,819.84	2,714.12
Gilpin	216.50	216.50	216.50
Grand	1,684.84	1,684.84	965.43	719.41
Gunnison	3,522.08	3,522.08	3,522.08
Hinsdale	19.00	19.00	19.00
Huerfano	30.94	2,649.32	2,680.26	2,676.32	3.94
Jackson	21.00	186.77	207.77	205.77	2.00
Jefferson	537.33	8,454.83	8,992.16	8,154.91	837.25
Kiowa	368.66	491.70	860.36	860.36
Kit Carson.....	140.19	1,074.60	1,214.79	974.60	240.19
Lake	804.50	804.50	804.50
La Plata.....	52.50	1,879.00	1,931.50	1,931.50
Larimer	956.86	6,559.54	7,516.40	6,095.61	1,420.79
Las Animas....	364.17	4,348.80	4,712.97	4,140.44	572.53
Lincoln	662.05	662.05	662.05
Logan	674.61	7,590.20	8,264.81	2,387.90	5,876.91
Mesa	718.29	12,137.19	12,855.48	12,102.42	753.06
Mineral	343.20	343.20	343.20
Moffat	375.23	1,199.08	1,574.31	1,032.25	542.06
Montezuma	1,298.83	2,438.34	3,737.17	3,381.45	355.72
Montrose	92.28	2,467.88	2,560.16	2,462.88	97.28
Morgan	495.96	3,741.87	4,237.83	3,732.84	504.99
Otero	424.59	4,668.80	5,093.39	4,889.29	204.10
Ouray	597.04	597.04	597.04
Park	780.43	780.43	780.43
Phillips	1,016.40	1,016.40	1,016.40
Pitkin	474.05	474.05	474.05
Prowers	268.78	2,569.87	2,838.65	2,534.11	304.54
Pueblo	1,865.54	21,024.71	22,890.25	20,892.70	1,997.55
Rio Blanco.....	57.00	512.00	569.00	519.00	50.00
Rio Grande.....	127.44	1,526.64	1,654.08	1,557.87	96.21
Routt	325.66	1,349.85	1,675.51	1,367.11	308.40
Saguache	29.50	516.25	545.75	409.25	136.50
San Juan.....	9.50	277.75	287.25	287.25
San Miguel.....	332.00	332.00	332.00
Sedgwick	668.57	668.57	668.57
Summit	6.25	448.00	454.25	454.25
Teller	593.16	1,465.79	2,058.95	2,058.95
Washington ...	582.80	1,133.50	1,716.30	1,235.53	480.77
Weld	2,869.37	14,258.01	17,127.38	14,250.63	2,876.75
Yuma	926.65	3,413.05	4,339.70	3,266.05	1,073.65
Totals	\$ 60,705.29	\$ 269,789.52	\$ 330,494.81	\$ 266,714.12	\$ 63,780.69

COUNTY COURTS FOR THE YEAR 1941

County	Earnings	Salaries Paid	Expenses Over Earnings	Balance Due County
Adams	\$ 5,075.50	\$ 4,750.00	\$ *325.50	\$ 375.90
Alamosa	880.42	2,100.00	1,219.58
Arapahoe	5,353.75	6,300.00	946.25
Archuleta	191.00	1,200.00	1,009.00
Baca	929.62	2,100.00	1,170.38
Bent	723.76	2,520.00	1,796.24
Boulder	6,261.59	7,140.00	878.41
Chaffee	1,518.51	3,300.00	1,781.49
Cheyenne	633.53	2,112.00	1,478.47
Clear Creek.....	884.90	1,800.00	915.10	247.69
Conejos	656.25	2,100.00	1,443.75
Costilla	415.50	1,215.50	800.00
Crowley	734.45	2,640.00	1,905.55
Custer	567.10	567.10
Delta	2,010.40	3,240.00	1,229.60	180.39
Denver	56,088.25	57,924.41	1,836.16
Dolores	226.95	1,200.00	973.05
Douglas	645.27	1,930.00	1,284.73
Eagle	384.35	1,584.35	1,200.00
Elbert	1,015.95	1,830.00	814.05	163.70
El Paso.....	8,982.27	9,540.00	557.73
Fremont	2,566.39	4,239.00	1,672.61	267.00
Garfield	1,221.62	3,985.15	2,763.53	87.00
Gilpin	213.50	1,200.00	986.50
Grand	423.68	1,411.50	987.82
Gunnison	1,621.82	3,376.67	1,754.85
Hinsdale	19.00	19.00
Huerfano	1,303.09	4,200.00	2,896.91	3.94
Jackson	448.62	1,200.00	751.38	2.00
Jefferson	4,054.70	4,590.00	535.30	216.70
Kiowa	860.36	1,155.64	295.28
Kit Carson.....	1,026.56	2,700.00	1,673.44
Lake	795.75	2,595.00	1,799.25
La Plata	1,665.50	3,078.04	1,412.54
Larimer	4,955.50	7,680.00	2,724.50
Las Animas.....	3,206.60	6,600.00	3,393.40
Lincoln	1,062.05	2,670.00	1,607.95
Logan	2,827.70	4,080.00	1,252.30	680.55
Mesa	3,645.70	5,350.00	1,704.30	30.00
Mineral	343.20	1,200.00	856.80
Moffat	812.75	1,800.00	987.25
Montezuma	1,451.65	1,500.00	48.35	102.71
Montrose	2,599.78	3,799.92	1,200.14	97.28
Morgan	2,875.27	4,230.00	1,354.73	107.05
Otero	3,632.27	4,650.00	1,017.73
Ouray	597.04	1,797.04	1,200.00
Park	1,016.45	1,696.25	679.80
Phillips	951.90	1,732.50	780.60
Pitkin	474.05	1,200.00	725.95
Prowers	1,691.91	2,940.00	1,248.09	168.05
Pueblo	9,305.14	14,500.00	5,194.86
Rio Blanco.....	569.00	1,800.00	1,231.00
Rio Grande.....	1,381.83	2,100.00	718.17
Routt	1,112.81	2,700.00	1,587.19
Saguache	542.75	1,200.00	657.25	133.50
San Juan.....	277.75	1,200.00	922.25
San Miguel.....	332.00	1,800.00	1,468.00
Sedgwick	668.57	1,950.00	1,281.43
Summit	454.25	1,200.00	745.75
Teller	2,022.10	1,992.40	*29.70
Washington	1,095.50	2,825.00	1,729.50
Weld	7,410.37	8,062.50	652.13
Yuma	2,085.15	2,400.00	314.85
Totals	\$ 169,800.95	\$ 247,498.97	\$ 78,053.22	\$ 2,863.46
			*355.20	

*Earnings over Expense.



INVENTORY OF STATE PROPERTY AS REPORTED TO THE STATE AUDITOR, JUNE 30, 1942

	Lands	Buildings and Improvements	Machinery	Tools and Equipment	Furniture and Office Equipment	Libraries and Collections	Autos, Trucks, Etc.	General Supplies	Livestock	Land, Water and Mineral Rights	Cash	Total
State Institutions:												
Adams State Teachers College.....	\$ 25,000.00	\$ 650,757.00	\$ 1,500.00	\$ 10,000.00	\$ 38,500.00	\$ 26,000.00	\$ 2,500.00	\$ 1,000.00			\$ 2,394.98	\$ 757,651.98
Agricultural College.....	513,271.65	2,889,412.00	154,331.77	162,117.53	233,970.50	293,023.72	23,306.25	127,376.72	\$ 33,381.00	\$ 59,183.90	\$ 84,775.59	4,574,150.63
Boys' Industrial School.....	51,895.50	235,150.00	60,000.00	16,500.00	5,000.00	1,000.00	2,750.00	33,668.40	9,500.00		1,276.31	416,740.21
Colorado Industries for the Blind.....	8,000.00	52,500.00		9,147.82	1,000.00		300.00	17,279.04			593.46	88,820.32
Fort Lewis School.....	94,777.00	392,711.00	16,803.54	9,431.62	29,629.60	16,989.89	18,793.46	8,198.23	29,871.75			617,206.09
Girls' Industrial School.....	10,050.00	325,300.00	550.00	31,650.00	1,050.00	300.00	1,400.00	6,000.00	950.00	4,950.00	1,277.45	383,477.45
Mental Defectives Home, Grand Junction.....	18,000.00	613,283.00	36,375.00	3,643.00	85,000.00	4,700.00	5,078.00	3,300.00	6,360.00	1,680.00	500.00	777,919.00
Mental Defectives Home, Ridge.....	62,000.00	494,390.60	24,447.00	3,500.00	27,000.00	300.00	2,500.00	9,000.00	8,000.00	7,700.00		638,837.60
Mute and Blind.....	45,800.00	970,805.00	52,546.07	42,272.40	2,222.90	19,860.54	3,315.00	12,433.34	4,716.00		683.60	1,154,654.85
Penitentiary.....	171,750.00	1,838,341.01	125,604.77	24,294.37	16,961.73	50.00	10,804.45	199,340.95	33,531.00		11,117.71	2,431,795.99
Reformatory.....	49,200.00	416,000.00	50,000.00	15,000.00	10,000.00	1,500.00	6,500.00	18,000.00	37,000.00		920.00	604,120.00
School of Mines.....	176,574.86	1,013,210.59		465,254.09	164,865.45	117,654.97	2,159.58	37,617.73			14,040.08	1,991,377.35
Soldiers and Sailors Home.....	64,000.00	398,000.00	48,000.00	8,300.00	24,300.00	900.00	1,400.00	9,000.00	7,527.00	8,000.00	1,000.00	570,427.00
State College of Education.....	210,000.00	1,752,170.00	16,000.00	15,000.00	30,700.00	64,500.00	2,000.00	3,000.00			1,000.00	2,094,370.00
State Home for Dependent Children.....	53,920.00	304,169.68	12,226.24	3,998.06	13,351.06		2,036.00	16,220.23	6,710.00		1,994.64	414,625.91
State Hospital.....	227,300.00	4,058,305.00	342,713.00	254,341.00	174,603.00	1,877.00	20,745.00	132,101.35	81,068.00	20,625.00	1,000.00	5,314,678.35
University of Colorado.....	582,332.62	7,787,072.38		24,082.96	1,834,164.02	719,303.00	24,866.35	114,020.88			389,124.34	11,474,966.55
Western State College.....	12,303.07	913,469.59	8,560.00	1,263.00	83,397.60	43,120.00	2,280.00	4,860.00			9,261.08	1,078,514.34
State Departments:												
Auditor.....					5,000.00	200.00		500.00				5,700.00
Bank Commissioner.....					254.50			100.00				354.50
Board of Land Commissioners.....	32,814,675.70	8,100.00	1,200.00	800.00	4,575.00	500.00	2,135.00	1,450.00		100,000,000.00	1,972.69	132,835,408.39
Building and Loan.....					265.00							265.00
Bureau of Child and Animal Protection.....					50.00		20.00					70.00
Bureau of Mines.....					945.25	92,367.50		15.00				93,327.75
Bureau of Plant and Insect Control.....			650.00	530.68	1,929.83	159.27		211.00				3,480.78
Civil Service Commission.....					3,700.00			300.00				4,000.00
Colorado Tax Commission.....					3,660.46		372.13	256.69				4,289.28
Dairy Commission.....				778.36	1,187.66	90.00		170.00				2,226.02
Department of Revenue.....		2,534.84			353,736.63		3,375.00	10,000.00			129,608.30	499,254.77
Director of Agriculture.....					877.28							877.28
Director of Markets.....		180.00	930.79	74.28	3,384.64			1,493.60				6,063.31
Division of Budgets.....					800.00			2,500.00				3,300.00
Division of Legal Affairs.....					2,850.00	3,000.00		750.00				6,600.00
Division of Public Health.....					31,193.55	800.00		5,000.00				36,993.55
Division of Securities.....					750.00	100.00		200.00			117.50	1,167.50
Division of Water Resources.....					12,500.00	1,500.00	3,500.00	1,000.00				23,000.00
Fish and Game Department.....	765,806.00	550,475.00		37,844.00	11,641.00	200.00	49,496.00	20,000.00	1,515,000.00			2,950,462.00
Fruit and Vegetable Inspection.....	200.00	1,500.00		1,456.00	1,550.40		1,150.00	350.00				6,206.40
Governor.....					500.00	50.00		50.00				600.00
Hail Insurance.....					403.52							403.52
Highway.....	147,581,329.00	704,883.00	713,958.00	107,327.00	45,000.00		720,277.00	389,648.00			9,500.00	150,271,922.00
Industrial Commission.....					12,345.00	500.00	3,624.17	650.00				17,119.17
Inheritance Tax.....					1,500.00			200.00				1,700.00
Insurance.....					1,000.00			250.00				1,250.00
Legislative Reference.....					600.00	500.00						1,100.00
Liquor.....					7,521.00			1,200.00				8,721.00
Metal Mining.....					1,000.00	50.00	960.00	100.00				2,110.00
Military.....	42,410.00	693,578.00	9,962.00	6,779.00	8,824.15		7,853.13	25,534.00			100.00	795,040.28
Motor Vehicle Ownership Tax.....					474.19			36.30				510.49
Public Utilities Commission.....					11,354.60	3,500.00	2,872.59	1,000.00			117.00	18,844.19
Purchasing Agent.....					3,757.00			460.00				4,217.00
Secretary of State.....			4,913.13		11,403.83	15,245.45		6,820.00			100.00	38,482.41
State Board of Examiners for Engineers and Land Surveyors.....					140.00	25,000.00		25.00				25,165.00
State Board for Vocational Education.....					11,974.56	1,000.00		500.00				13,474.56
State Boxing Commission.....					700.00			50.00				750.00
State Coal Mine Inspection.....					2,000.00		5,000.00	1,000.00				8,000.00
State Employment Security.....					79,271.89			2,500.00				81,771.89
State Historical Society.....					33,625.00	285,555.00	100.00	50.00				319,330.00
State Horticulturist.....				238.36								238.36
State Library.....					1,576.00	259,082.00		215.52				260,873.52
State Public Welfare.....					30,247.21							30,247.21
State Treasurer.....					12,500.00	22,500.00		5,000.00			34,100,623.03	34,140,623.03
Stock Inspection.....					500.00		1,236.00	500.00				2,236.00
Superintendent of Public Buildings.....	1,050,000.00	6,667,991.00	153,222.66	4,368.88	274,702.00			3,850.00				8,154,129.54
Superintendent of Public Instruction.....					10,263.57			7,451.50				17,715.07
Supreme Court.....						125,000.00		475.00			889.62	126,364.62
Water Conservation.....				2,020.00	7,580.00	800.00		850.00				11,250.00
Totals.....	\$184,630,595.40	\$ 33,734,288.69	\$ 1,834,493.97	\$ 1,274,507.41	\$ 3,779,330.58	\$ 2,148,778.34	\$ 934,705.11	\$ 1,245,128.48	\$ 1,773,614.75	\$100,102,138.90	\$ 34,763,987.38	\$366,221,569.01

