


GA 2/100.11/1923-24
c.1

COLORADO STATE PUBLICATIONS LIBRARY



3 1799 00159 3227


AUDITOR'S BIENNIAL REPORT
STATE OF COLORADO
1923 - 1924

ARTHUR M. STONG
AUDITOR

CD
Audl-1923-24
c.2

TAXATION DEPARTMENT
Denver Chamber of Commerce
DENVER, COLORADO

DENVER PUBLIC LIBRARY
DOCUMENTS DIVISION



BIENNIAL REPORT
OF
ARTHUR M. STONG
AUDITOR OF STATE
OF
COLORADO
AND
EX-OFFICIO BUILDING AND LOAN INSPECTOR
EX-OFFICIO STATE PUBLIC EXAMINER



DECEMBER 1, 1922, TO NOVEMBER 30, 1924
INCLUSIVE

DENVER PUBLIC LIBRARY
DOCUMENTS DIVISION

BIENNIAL REPORT

OF
ARTHUR M. STONE

AUDITOR OF STATE

OF
COLORADO

EX-OFFICIO BUILDING AND LOAN INSPECTOR
EX-OFFICIO STATE PUBLIC EXAMINER



DECEMBER 1, 1911
REVISED

STATE OF COLORADO
DEPARTMENT OF STATE

STATE OFFICERS OF STATE OF COLORADO, 1876 to 1925

Session	Governor	Secretary of State	Treasurer or State	Auditor of State	Attorney General	Superintendent of Public Instruction
First -----1876	John L. Routt	John Taffe	Frederick Z. Solomon	Levin C. Charles	A. J. Sampson	Horace M. Hale
Second -----1879	Frederick W. Pitkin	Norman H. Meldrum	Nathan S. Culver	Eugene K. Stimson	Charles W. Wright	Joseph C. Shattuck
Third -----1881	Frederick W. Pitkin	Norman H. Meldrum	William C. Sanders	Joseph A. Davis	Charles H. Toll	Leonidas S. Cornell
Fourth -----1883	James B. Grant	Melvin Edwards	Fred Walsen	J. C. Abbott	D. C. Urmey	Joseph C. Shattuck
Fifth -----1885	Benjamin H. Eaton	Melvin Edwards	Geo. R. Swallow	Hiram A. Spruance	Theodore H. Thomas	Joseph C. Shattuck
Sixth -----1887	Alva Adams	James Rice	Peter W. Breene	Darwin P. Kingsley	Alvin Marsh	Joseph C. Shattuck
Seventh -----1889	Job A. Cooper	James Rice	W. H. Brisbane	L. B. Schwanbeck	Samuel W. Jones	Fred Dick
Eighth -----1891	John L. Routt	Edwin J. Eaton	Jas. N. Carlile	John M. Henderson	Jos. H. Maupin	Nathan B. Coy
Ninth -----1893	Davis H. Waite	Nelson O. McClees	Albert Nance	F. M. Goodykoontz	Eugene Engley	John F. Murray
Tenth -----1895	Albert W. McIntire	Albert B. McGaffey	Harry E. Mulnix	Clifford C. Parks	Byron L. Carr	Angenette J. Peavey
Eleventh -----1897	Alva Adams	Charles H. S. Whipple	George W. Kephart	John W. Lowell	Byron L. Carr	Grace Espy Patton
Twelfth -----1899	Charles S. Thomas	Elmer F. Beckwith	John H. Fesler	George W. Temple	Davis M. Campbell	Helen L. Grenfell
Thirteenth -----1901	James B. Orman	David A. Mills	James N. Chipley	Charles W. Crouter	Charles C. Post	Helen L. Grenfell
Fourteenth -----1903	James H. Peabody	James Cowie	Whitney Newton	John A. Holmberg	Nathan C. Miller	Helen L. Grenfell
Fifteenth -----1905	Jesse F. McDonald	James Cowie	John A. Holmberg	Alfred E. Bent	Nathan C. Miller	Katherine L. Craig
Sixteenth -----1907	Henry A. Buchtel	Timothy O'Connor	Alfred E. Bent	George D. Statler	William H. Dickson	Katherine L. Craig
Seventeenth -----1909	John F. Shafroth	James B. Pearce	William J. Galligan	Roady Kenehan	John T. Barnett	Katherine M. Cook
Eighteenth -----1911	John F. Shafroth	James B. Pearce	Roady Kenehan	Michael A. Leddy	Benjamin Griffith	Helen M. Wixson
Nineteenth -----1913	Elias M. Ammons	James B. Pearce	Michael A. Leddy	Roady Kenehan	Fred Farrar	Mary C. C. Bradford
Twentieth -----1915	George A. Carlson	John E. Ramer	Allison E. Stocker	Harry E. Mulnix	Fred Farrar	Mary C. C. Bradford
Twenty-first -----1917	Julius C. Gunter	James R. Noland	Robert H. Higgins	Charles H. Lechenby	Leslie E. Hubbard	Mary C. C. Bradford
Twenty-second -----1919	Oliver H. Shoup	James R. Noland	H. E. Mulnix	Arthur M. Stong	Victor E. Keyes	Mary C. C. Bradford
Twenty-third -----1921	Oliver H. Shoup	Carl S. Milliken	Arthur M. Stong	Harry E. Mulnix	Victor E. Keyes	Katherine L. Craig
Twenty-fourth -----1923	William E. Sweet	Carl S. Milliken	Harry E. Mulnix	Arthur M. Stong	*Russell W. Fleming	Mary C. C. Bradford
Twenty-fifth -----1925	Clarence J. Morley	Carl S. Milliken	Wm. D. MacGinnis	Charles Davis	W. L. Boatright	Mary C. C. Bradford

* Russell E. Fleming died Dec. 25, 1923, and Gov. Sweet appointed Wayne C. Williams for unexpired term.

DEPARTMENT OF AUDITOR OF STATE

Arthur M. Stong.....Auditor of State
Charles Davis.....Deputy State Auditor

DEPARTMENT OF PUBLIC EXAMINER

Arthur M. Stong.....Ex-Officio Public Examiner
Joseph M. Wood.....Public Examiner

DEPARTMENT OF BUILDING AND LOAN ASSOCIATIONS

Arthur M. Stong.....Ex-Officio Building and Loan Inspector
Byron L. Miller.....Deputy Inspector

Member Commission Relief of Adult Blind, State Auditing Board,
State Board of Equalization

BIENNIAL REPORT
OF
ARTHUR M. STONG
AUDITOR OF STATE
OF
COLORADO
1923-1924

To His Excellency,

HON. WM. E. SWEET,
Governor of the State of Colorado.

Dear Sir:

I have the honor to submit, herewith, the Biennial Report of the State Auditor's office covering the period of two years, dating from December 1st, 1922, to November 30, 1924, inclusive. This statistical report shows the receipts and disbursements of the State's finances, as authorized under the statutes, and submitted for your information.

The statistics herein submitted are indeed interesting, and we have compiled the report in such a manner that in mostly all the departments a comparative statement of the increase in receipts and disbursements is shown for the past six years.

It is generally conceded that outside of those particularly interested in state affairs, occupy little or no time in studying and perusing the many columns of cold figures, which mean very little to them because of the difficulties in segregating the different classes of appropriations, receipts and disbursements. In order, however, that the general public can readily grasp a summary of the moneys collected and disbursed to run all departments of the political state, which means boards, commissions, departments, legislative, judicial, executive and state institutions, we have prepared a table and printed in pyramid form a summary of "Where the Money Comes From and How It Is Disbursed" to conduct the political state. We have also eliminated all unnecessary duplication of figures by sub-dividing, under specific heads, showing the disbursing agencies since 1919.

BOOKKEEPING METHODS

Constant application to the study of the bookkeeping methods for department efficiency has resulted in a number of changes that relieved heads of departments of much unnecessary duplication of work, and in many cases has modernized the system so that it requires less time now to conduct an audit of all such political sub-divisions of the state, including the audits that are made through the Public Examiner's Department, of all political sub-divisions in all counties in the state.

DEPARTMENT OF PUBLIC EXAMINER

The act creating the Department of Public Examiner, of which the State Auditor is Ex-Officio Public Examiner, was created in 1909. Prior to that time counties were audited by private auditors and cost considerably more than when the audit is made by the state Department of Public Examiner. While the act specifically states that the State Auditor, through the Public Examiner's Department, shall adopt a uniform system of bookkeeping for all departments and counties, nevertheless the failure to make it mandatory on part of such political officers was lost sight of, and as a result it has been a difficult matter during the past several years to convince the officers in many counties that a uniform system, compiled by the Public Examiner's Department, would eliminate much unnecessary bookkeeping, and at the same time present the concise information necessary to inform the general public of the financial condition of said county. Owing to the fact that there is no penalty designated in the act, many county officials were loth to comply with the request to adopt modern bookkeeping methods, fearing that, on account of the various ideas, in the installation of forms and books as submitted by private examiners, a complete turnover to a uniform method had the tendency to confuse newly elected officers, and clerks who, for several years, have been accustomed to the prescribed methods adopted for their county. I am pleased to report, however, that, during the past two years, mostly all the counties in the state, through the boards of County Commissioners, have requested the State Auditor's office to assist them in the establishment of our uniform prescribed method, and it is owing to this fact that our examiners have been privileged to present to these counties a financial statement, which is more satisfactorily read and understood by the general layman taxpayer and official. The Public Examiner is called upon to complete an audit of more than three hundred separate examinations for State and County annually, and with only eight examiners, it is almost impossible to complete a thorough audit twice during the biennial. Under the direction of Public Examiner, Mr. Joseph Wood, he has so arranged his staff of examiners that each is designated for specific work, and their experience has had the result that little difficulty is encountered when examiners visit a county, for each knows, on account of this uniform system, the specific duties that are required of them. Special audits, however, of counties and school districts are constantly called for, and in order to protect the general public and advise them, when anticipated discrepancies in a certain department maybe suggested, I recommend that four additional examiners be provided for, so that the constant delay in making such special examinations, which we are now subject to, could be remedied. Grand

Jury investigations in a number of counties in the state tremendously taxed the Public Examiner's department to comply with their request for immediate audits of certain departments, which the public demanded, and today we are called upon by several committees from the General Assembly for special audits on institutions and some departments of state, to be used in advising the Legislature the amounts of money received to conduct their departments, and how such taxes and fees were disbursed.

I desire to express my appreciation for the splendid manner, and continued service given the State of Colorado by Public Examiner Joseph M. Wood and his staff of examiners during the past two years.

ASSESSED VALUATION OF STATE PROPERTY

It has been difficult to secure the assessed valuation of state property on account of no special effort being made prior to 1919 to secure this valuation from all departments and institutions and the first record to report these valuations, and submit them for publication in the Auditor's office, was in 1917, when the total valuation of all state property was estimated at \$13,040,666.32. Since then it became part of the duty of the Public Examiner to secure the value of property and lands owned and controlled by the state and resulted for the year 1924 in the sum of \$201,065,789.18, as will be seen in the table under the sub-division of Assessed Valuation, Tax Levy and Receipts. This table is more generally understood by consulting another table where said valuations are segregated under the sub-division of "INVENTORY OF STATE PROPERTY 1924."

INSURANCE ON STATE PROPERTY 1919-1924

The insurance on state property, for the biennial period 1919-1920, amounted to \$5,055,595.00, and in 1924 to \$10,713,120.00, carrying a premium of \$146,581.72. The amount of this premium, however, is based to cover a period from one, three or five years, as the case may be, and I respectfully call your attention to the table in this report classifying the amount of insurance and the premium paid on buildings and equipment for State Institutions and various departments. I believe the state should carry its own insurance and to provide a reserve for this purpose, 25 per cent of the annual inheritance tax should be placed on interest and all applied to cover insurance on such state property from time to time as the fund accumulates.

RELIEF FOR ADULT BLIND

The act creating Relief for Adult Blind, 1919, designates the Superintendent of Public Instruction, State Auditor, and a Secretary to be appointed by the Governor to grant relief to all who, under the act, are entitled to become beneficiaries, and during the year 1920 which resulted in the first returns being submitted by the various counties who disburse all moneys granted by the commission in paying to these beneficiaries the sum of \$30,674.06, and in the year 1924, \$249,147.50, and for the year 1925 to be collected, through taxation, for moneys disbursed in 1924 is approximately \$273,083.38, of which the state reimburses the counties one-half. All these disbursements will be found in a statistical report in this volume.

LEGISLATIVE EXAMINING COMMITTEE

Years ago the Legislature created an act for the purpose of appointing a special legislative committee to examine the books of the State Treasurer and State Auditor's office at the end of each biennial period. While the members of the committee do not personally conduct this examination, others are employed and, in many cases, without any previous experience in bookkeeping or auditing, who are paid at the rate of \$7.00 per day during the time that such examination is in progress. For a number of years those employed extend the audit from the time of appointment, which is usually about the day set for convening of the General Assembly, to the last day of the session, and cost the state in 1921 the sum of \$2,900.00, and in 1923 \$3,498.00, while all this examination is performed in detail by the department of Public Examiner and at a cost to the state of \$405.00 and \$420.00 respectively. The Public Examiner's report covers an itemized statement of receipts and disbursements of approximately twenty to twenty-five pages of typewritten matter, while the Special Legislative Committee's report is usually confined to a one paragraph statement, and is of little interest to any one. I believe the act should be repealed as expensive and unnecessary.

SHORTAGE IN STATE TREASURER'S OFFICE

In the year 1915 the Public Examiner's department disclosed a shortage in the State Treasurer's office amounting to \$41,186.50, which shortage dated back to a period extending from 1901 to 1911, in which the administration of five State Treasurers was involved. This matter was brought to the attention of Attorney General Leslie E. Hubbard, and later to his successor in office, Victor E. Keyes, who instituted suits against these former State Treasurers for the recovery of this shortage, and the suits continued both in the District and Supreme Courts, by Russell E. Fleming, successor to Mr. Keyes, and by Wayne C. Williams, who followed Attorney General Fleming, and resulted in the collection of \$32,754.62, and a further guarantee of \$5,146.58 to be paid into the State Treasurer's office as soon as the estate of former Treasurer Newton (1903-1905) has been settled. It is expected this amount will be returned to the State Treasurer's office within a period of a few weeks. Of the remainder, \$3,285.30, chargeable to former State Treasurer W. J. Galligan (1909-1911), the matter is in process of adjustment.

BONDED INDEBTEDNESS

I call your attention to the tabulation of the state's bonded indebtedness published under another section, which shows the increase principally from the sale of Highway bonds since 1912. At that time the bonded indebtedness of the state was \$1,144,400.00 and on November 30, 1924, it amounted to \$11,699,000.00. Under the provisions of the constitutional act, November, 1922, the people voted for an additional \$6,000,000.00 to be expended on public highways; of this amount \$3,000,000.00 has been paid into the State Treasurer's office through the sale of bonds and the balance, one million and a half, to be sold in 1924, and a similar amount in 1925.

CAPITOL OFFICE BUILDING

The General Assembly in 1919 provided a .12 of a mill on the general valuation of the state for the purpose of providing funds necessary for the construction of an office building, and during that biennial period there was collected \$165,621.74. In 1921-1922 this mill levy produced \$362,604.63, and in 1923-1924, \$379,832.64. The entire cost of the building, from the records of the State Auditor's office, is equal to \$1,494,374.84; of this amount there has been paid \$899,516.30, and the revenue collected in 1925, which is estimated at \$360,000.00, will make a total revenue of \$1,256,000.00. It is, therefore, to be observed that the extension of one year more of the .12 of a mill will be necessary.

COST OF STATE GOVERNMENT

In 1913 the valuation of the state for tax levy purposes was placed at full cash value, which, at that time, was \$422,722,713.00, and the mill levy 4.1/18, which resulted in the collection of taxes for all purposes of \$1,675,837.97. The year following the state valuation increased to \$1,306,690,407.00, and the mill levy decreased to 1.30. Since then the valuation of all state property, for assessable purposes, has increased and, while this increase in valuation was in process, the mill levy also increased until 1922, when it was placed at 4.48, and the collections \$6,548,877.00. In 1924 the State Board of Equalization, following out the general demand for reduction in taxes, reduced the mill levy from 3.93 to 3.70, resulting in a net saving to the tax payers of approximately \$350,000.00, and the total collections from all sources increased from \$3,602,274.48 in 1912, to \$18,067,378.77 in 1924.

INHERITANCE TAX FUND

The General Assembly, 1923, appropriated \$4,988,000.00 to be paid from general revenue for the biennial period of 1923-1924, or equal to \$788,000.00, in excess of the anticipated revenue estimated in the State Auditor's office. At that time the inheritance tax was estimated to produce \$800,000.00, but as a matter of fact, the department revenue exceeded that amount and resulted in the collection of \$1,567,899.86, through which collections all excess appropriations by the Legislature have been paid, and on November 30, 1924, our estimate of surplus is approximately \$100,000.00.

STATE GASOLINE TAX

The General Assembly in 1919 created an act, the purpose of which was to collect tax on gasoline and by-products, at the rate of one cent per gallon, and in 1923 this gasoline tax was increased to 2 cents per gallon. The first biennial period of its operation resulted in a net revenue collection of \$752,967.65, and in 1923-1924 of \$2,862,119.12, 50 per cent of which is apportioned to the State Highway Department, and the balance to the counties throughout the state, according to the mileage of state highway within the county. The city of Denver does not participate in this distribution.

I believe the Gasoline Tax Act should be amended, and an arrangement made whereby the tax would be added to the freight bills at terminal points where such tanks are received, and collected by the railroad companies, who, in turn,

would forward these amounts to the State Treasurer's office. During the past several years a number of suits have been filed against gas distributing agents in Denver, and other sections of the state, who refused, after collecting said tax from the purchaser, to reimburse the state for the amount collected. It was a cause of great expense to the state in prosecuting these suits, and on November 30, 1923, when the last audit of the department was examined, there was \$412,449.28 outstanding. Not only is the collection of this tax a source of considerable cost to the state through the employment of special agents, but continued controversies in the courts compelling such distributing agents to reimburse to the state revenue collected by them on account of the tax. This could all be eliminated through an arrangement with the railroads that all such tax be collected by them.

MOTOR VEHICLE LICENSE FUND

A comparative statement of the revenue collected from the Motor Vehicle License Fund, as shown in this report for the biennial period, 1919-1920, and 1923-1924, shows an increase of more than \$1,377,000.00. Of all the revenue collected for this fund 5 per cent is set aside for administrative purposes, from 3 to 4 per cent for the purchase of automobile tags, and of the remaining 50 per cent is apportioned to the counties and 50 per cent set aside for the redemption and interest on state highway bonds of 1923.

WARRANTS ISSUED 1919-1924, INCLUSIVE

In the biennial period 1919-1920, warrants in the amount of \$19,945,088.51 were issued in the Auditor's office, and in the biennial period 1923-1924, this had increased to \$33,582,590.06, and on November 29, 1924, there was outstanding warrants for capitol building, general revenue, 1924, and prior years, cash and compensation, \$1,960,824.80, and total warrants issued for the biennial period closing November 29, 1924, \$33,582,590.06.

STATE OWNED AUTOMOBILES

I desire to call your attention to the increasing number of state owned automobiles, trucks, etc., which have cost the tax payers, at original cost price, \$126,915.32, and excluding state highway trucks, trailers and automobiles, used by that department, there is a total motor equipment of \$263,445.00. The cost to the tax payers for upkeep of these automobiles is tremendous, and I call your attention to my biennial report of 1919-1920, in which I advocated a state owned garage for repairing of all state owned automobiles, and for the purchase of oil, gasoline and accessories at wholesale prices, and, instead of the 17 or more classification of kinds of automobiles now in use, that they be confined to several specific makes, and on each and every automobile should be printed, "Property of the State of Colorado for Official Use Only." That many of these state owned automobiles are continually used for private purposes can not be denied, for the thousands and many thousands of dollars of tax payers money disbursed for the purchase of automobile gasoline books evidences the fact, in my judgment, that these automobiles are not always used for state department purposes.

SALARIES OF STATE OFFICERS

For many years there has been a conflict on account of the salaries paid state elective officers, both executive and judicial. This comes about because the Constitution, or the legislative acts do not specifically state what is meant by a term of years or calendar years.

An official who begins his term on the second Tuesday of the biennial period demands, and, according to the opinion of the Attorney General, is entitled to full compensation if said term is complete a day or two less than said calendar year, and his successor demands, and is entitled to, extra compensation in case said calendar years compel him to serve two days more than what is constituted a term. I believe the act should so read that an elective official should serve, from 12 o'clock noon, the second Tuesday, beginning the biennial period, and his term of office should end the second Tuesday, two years hence, and receive such compensation, not exceeding nor decreasing, the amount designated for such term of years, as it is practically impossible to adjust these matters on the books of the Auditor's office unless we are obliged, in many cases, to place extra compensation for such officers in red.

This matter was called to the attention of the General Assembly in 1919, as the amount involved in this excess, at that time, over which is known as a term of office amounted to approximately \$430.00.

BUREAU OF BUILDING AND LOAN ASSOCIATIONS

When I assumed the duties of State Auditor in 1923, I was confronted with the fact that there were approximately ten or twelve so-called Building and Loan Associations under various names, and designated in their literature as 3 per cent companies, or, in other words, that such organizations had received a certificate from the Secretary of State's office to collect moneys from the citizens of the state, and other states on the sale of certificates which entitled said holder, after payment of a certain amount, the privilege of borrowing moneys from said association for the purpose of constructing buildings or paying off mortgages on constructed buildings at the rate of 3 per cent per annum. These associations mulet hundreds of thousands of dollars from the citizens of the state before I had the opportunity of investigating their method of doing business. My attention was called to this matter by Mr. Byron L. Miller, Inspector of Building and Loan Associations, under the department of Auditor of State, and I refused to issue certificates to said associations because they could not qualify as operating associations under the Building and Loan laws of Colorado. Only two at this time had received a certificate from the Department of Building and Loan to conduct business in Colorado, and my determined effort was to protect the citizens against fraudulent operations in Colorado, which resulted in denying each and every one the privilege of further operations, and so far as I know, there is not a single 3% association now operating in Colorado.

During the biennial period of 1923-1924 two new associations were organized, which makes a total of 55 old line associations in the state, with approximate assets of \$23,000,000.00 and liabilities of \$18,000,000.00. The report of the Building and Loan Inspector is replete with statistical information regarding these

companies, all of which are under the supervision of and subject to examination by, this department for the protection of its citizen stockholders.

STATE PURCHASING AGENT

The necessity for a department of State Purchasing Agent, for the purchase of all supplies and equipment, for all institutions, departments, boards and commissions is becoming more apparent every year. I believe that the creation of such a department would result in the annual saving to the tax payers of no less than \$500,000.00 every biennial period. On account of the many agencies now authorized to purchase whatever may be necessary in the conduct of the political state, retail prices are generally charged. This is demonstrated daily by perusal of all bills presented to the Auditing Board for approval, which find their way to the State Auditor's office where warrants are written. I am informed that the creation of a Purchasing Agent department in one state resulted in a saving to the tax payers of equal to \$300,000.00 the first year; in another state \$500,000.00 in the first biennial period, and in the state of Massachusetts, approximately \$2,000,000.00. Many states have now created such a department, and through correspondence with the State Auditors of other states, I am informed that legislation creating a State Purchasing Department will be enacted during the present meeting of the General Assembly. It should be borne in mind, however, that in creating this department the appointive representative's term of office should not be less than a period of six years, in order that a thorough system could be established and a sufficient amount of money appropriated for salaries, traveling expenses and administration purposes. If taxes are to be reduced we must find methods of curbing the great outgo of public moneys, and creating this department would add another step in line of conservancy now manifested by all business interests in the state.

SEMI-ANNUAL STATEMENT FROM COUNTIES

The semi-annual statement, under Section 7388, compiled laws 1921, as designated by this department many years ago, is cumbersome and many times inaccurate when received from the County Clerk and Recorder or Treasurer, because of the tremendous volume of figures such officers are compelled to furnish in a segregation of the moneys from tax levy to be apportioned to the various state funds. I desire to inform such county officers that the new form now compiled and which is now being printed, will not be more than one-fifth of the original form and which information of taxes to be distributed will not occupy more than a few minutes time by such county officials against several weeks of hard and unnecessary work by the counties. These forms will be forwarded to the counties in time for their next semi-annual report.

BIENNIAL PERIODS FOR STATE REPORTS

I desire to call your attention, and also that of the Legislature, to the close of the fiscal year, which, according to law, ends November 30, and it is almost a physical impossibility to furnish either the Governor or the General Assembly with the detail of information they desire at the beginning of the new biennial

period. The Federal Government closes their books for the fiscal year June 30, and many states are following in a like manner. As a matter of fact, Colorado, for state purposes, closes their fiscal year on November 30, the counties January 1, municipalities at other periods of time and state institutions have three periods of time, all of which is confusing and causes a great amount of detail and unnecessary work in the departments. There is now under consideration by the National Association of State Auditors, Treasurers, Secretaries of State Budget Commissioners and others, uniform laws for all the states, so that the fiscal year shall close the same time as that of the Federal Government. By so doing, the Governor and members of the General Assembly would have a better opportunity to study receipts and disbursements of states, county and municipality funds that are now given them, and, from my experience of four years in the State Auditor's office, I heartily endorse any action by the Legislature that will change the fiscal year period for all state purposes to comply with the Federal Government fiscal year, which closes June 30.

IN CONCLUSION

I desire to express my appreciation to all departments, boards, commissions and institutions for the splendid co-operation they have given the State Auditor's office during the past two years, and to Mr. Charles Davis, Deputy State Auditor, who will assume the duties of State Auditor Tuesday, January 13, Mr. James A. Noonan, bookkeeper in the Auditor's office, whom I consider one of the most valuable employes in the state's public service, and to all other employes in the State Auditor's office, for the efficient manner in which they performed the services of their various departments during the past two years.

Respectfully submitted for your consideration.

ARTHUR M. STONG,
Auditor of State.

WHERE THE REVENUE TO RUN THE STATE OF COLORADO FOR THE PERIOD 1923-1924 CAME FROM AND HOW IT WAS DISBURSED

Millions of dollars are annually required to take care of the expenses in conducting all departments of State—Institutions, Boards and Commissions. To become more familiarized with the source of Income Revenue and Disbursements, there is hereto presented a percentage table based on the dollar and the amount represented in revenue as received by direct taxation and fees from all sources.

WHERE THE DOLLAR CAME FROM

Building and Loan Inspection00013	\$ 4,619.50
Soldiers Educational Loans00015	5,487.76
Predatory Animals Fund Sales00015	5,599.30
Historical & Natural History Society00020	7,225.60
State Engineer00025	9,149.27
Public School Permanent, Reimbursements00025	9,304.58
State Fair00029	10,222.79
Dairy Commissioner00034	11,950.00
Plumbing Inspection00035	12,141.25
Melon Inspection00038	13,586.69
Miscellaneous00040	14,283.26
Supreme Court Library00043	15,130.00
Boiler Inspection00057	19,990.00
Military Department00058	20,539.24
Superintendent of Public Instruction00067	23,628.05
Former State Treasurers' Shortages00093	32,754.62
Bank Commissioner00133	46,868.98
Escheats00135	47,704.73
Examining Boards00143	50,410.73
Coal Mine Inspection00169	66,380.37
Farm Loans Paid00262	92,090.00
Stock Inspection & Affiliated Offices00271	95,548.81
Division of Marketing00277	97,533.36
Eleemosynary Institutions00413	145,263.11
Penal Institutions00490	172,700.59
Interest on Bank Deposits00738	259,719.87
Game and Fish Department01169	411,438.67
Highway Commission01848	650,606.89
Compensation Insurance02136	751,779.07
Interest on Bonds02151	757,311.51
Redemption of Bonds02426	853,799.47
Educational Institutions02429	855,074.54
Insurance Department03302	1,162,297.74
Inheritance Tax04454	1,567,899.86
Land Board, Sales, Leases, etc.05420	1,908,170.37
Gasoline Tax & Oil Inspection07830	2,756,356.03
U.S.Treas.Dept.Remittances08371	2,946,945.54
Sale Highway Bds.Premis.etc.08752	3,081,173.52
Secy.State & Offices08847	3,114,537.53
Gen.Taxes from Counties37204	13,097,449.67
	<u>\$ 1.00000</u>	<u>\$ 35,204,672.87</u>

WHERE THE DOLLAR WENT

Printing Reports00043	15,000.00
Boiler Inspection00062	21,673.80
Inheritance Tax00065	22,930.53
Escheats00074	26,085.19
Governor's Office00084	29,773.36
Workmens Compensation Premiums00085	30,000.00
Civil Service Commission00090	31,891.74
Sup't. of Public Instruction00092	32,543.21
Metal Mining00094	33,004.66
Board of Immigration00099	35,081.70
Tax Commission00119	41,936.16
State Treasurer00128	45,068.97
Bank Commissioner00131	46,148.25
Improvement Tax State Property00134	47,339.25
Bureau of Mines00138	48,695.22
Dept. of Safety & Law Enforcement00157	55,316.76
Examining Boards00175	61,871.19
Coal Mine Inspection00188	66,183.24
Oil Inspection00208	73,195.39
State Fair, Mtce. & Bldgs.....	.00209	73,573.84
Insurance Department00234	82,698.67
Public Utilities Commission00243	85,776.73
Auditor and Affiliated Offices00267	94,064.78
General Incidental00267	94,177.46
State Engineer00290	102,161.05
Industrial Commission00315	110,990.81
Division of Marketing00333	117,307.40
Land Board & Affiliated Offices00338	119,317.68
Board of Health & Affiliated Offices.	.00360	126,897.22
Attorney General & Special Funds00439	154,706.88
Miscellaneous Boards & Bureaus00568	200,086.52
Legislative Expense00643	226,592.52
Stock Insp. & Affiliated Offices.	.00656	231,440.09
Military Department00683	240,874.29
Secy. of State & Affil.Offices.	.00743	262,032.01
Psychopathic Hospital.....	.00776	273,761.65
Game & Fish Dept.....	.01011	356,331.29
Judicial01028	362,299.59
Farm Loans01135	400,300.00
Miscellaneous01291	455,024.17
Compensation Insurance...	.01502	529,525.16
Capital Bldg.Mtce.Bldg..	.02330	821,794.43
Interest on Bonds.....	.02548	898,412.25
Purchase Bonds & Int..	.02653	935,416.12
Redemption of Bonds..	.02852	1,005,434.30
Penal Inst.Mtce.Bldgs.	.03503	1,164,630.58
Eleemosynary ..Do..	.06761	2,383,812.29
Remit.to Counties.	.13521	4,767,052.53
Edu.Inst.Mtc.Bldgs.	.17861	6,297,184.70
Highway Comm.....	.32674	11,520,008.56
	\$ 1.00000	\$ 35,257,424.19

ASSESSED VALUATION TAX LEVY AND RECEIPTS

Various Funds
1877 to 1924

Date	Assessed Valuation	Mill Levy	Receipts from all Sources	Bonded Indebtedness	Public School Permanent Fund	Valuation of all State Property
1877	\$ 43,453,946.00	5 3-5	\$	\$	\$	\$
1878	43,072,648.00	3 3-5	10,034.23
1880	73,698,746.00	6	15,653.86
1882	104,440,683.00	5 17-30	75,200.37
1885	115,420,194.00	5 17-30	136,629.53
1886	124,269,710.00	4	171,570.05
1890	220,544,065.00	4	857,149.49
1894	208,905,279.00	4	1,095,733.06
1895	202,584,334.00	4	1,116,731.59
1898	192,243,080.00	4 1-10	993,500.00	1,165,797.29
1900	216,776,356.00	4 1-10	993,500.00	1,221,396.99
1902	354,002,501.00	4	993,500.00	1,254,716.73
1904	342,170,703.00	4	993,500.00	1,384,279.57
1905	349,242,363.00	4	1,364,627.35
1906	356,244,547.00	4	693,500.00	1,433,059.24
1908	375,284,970.00	4	393,500.00	1,601,907.17
1910	414,885,770.00	4	1,120,300.00	2,048,292.60
1912	422,722,713.00	4 1-18	1,144,400.00	2,627,413.19
1913	1,306,690,407.00	1 3-10	2,876,735.88
1914	1,311,210,345.00	1.39	3,642,600.00	3,058,519.56
1915	1,249,199,210.00	2 1-10	3,342,612.14
1916	1,211,697,278.00	2.07	3,762,700.00	3,777,154.12	13,040,666.32
1917	1,305,286,409.00	3.12	4,279,769.83
1918	1,422,113,275.00	2.77	7,914,318.65	4,451,800.00	4,948,478.52	15,287,201.34
1919	1,495,213,659.00	3.47	9,404,551.90	4,255,800.00	5,658,112.68
1920	1,591,307,396.00	3.47	12,448,839.22	4,187,300.00	6,504,334.12	16,798,107.28
1921	1,578,149,399.00	4.35	14,834,007.00	6,284,500.00	6,873,820.20
1922	1,548,617,781.00	4.48	19,147,509.99	9,726,500.00	7,233,648.78	176,233,277.93
1923	1,543,211,892.00	3.93	17,037,294.10	11,016,500.00	7,578,087.21
1924	1,540,500,479.00	3.70	18,067,378.77	11,699,000.00	7,948,173.34	201,065,789.18

MILL LEVY FOR ALL STATE PURPOSES FOR 1923 AND 1924

	State Valuation	Mill Levy	Revenue
1923	\$1,543,260,286	3.93	\$6,065,013
1924	1,540,500,479	3.70	5,699,850
For State Purposes (General Revenue)	0.65022	\$1,003,458.80	0.42072 \$ 648,119

	1923		1924	
	Mill Levy	Revenue	Mill Levy	Revenue
For State Purposes (General Revenue)	0.65022	\$1,003,458.80	0.42072	\$ 648,119
State University	0.42770	660,052.43	0.42770	658,872
Agricultural College	0.21495	331,723.80	0.21495	331,130
Colo. Agricultural Experiment Station	0.06817	105,204.05	0.06817	105,016
Fort Lewis School	0.04469	68,968.30	0.04469	68,845
School of Mines	0.13293	205,145.59	0.13293	204,779
State Teachers College	0.21495	331,723.79	0.21495	331,130
Gunnison Normal School (Western State College)	0.08028	123,892.93	0.08028	123,671
Mute and Blind	0.13820	213,278.57	0.13820	212,897
Colorado State Hospital	0.26530	409,426.95	0.26530	408,695
Stock Inspection	0.03333	51,436.87	0.03333	51,345
Capitol Building	0.10000	154,326.03	0.10000	154,050
Educational Institutions Bldgs.	0.30000	462,978.09	0.30000	462,150
State Road	0.50000	771,630.15	0.50000	770,250
State Fair Tax	0.00998	15,401.74	0.00998	15,375
Improvement Tax on State Property	0.01500	23,148.90	0.01500	23,107
Interest on Funding Bonds 1910	0.03500	54,014.11	0.03400	52,377
Interest Insurrection Bonds, Series 1909-1914	0.03700	57,100.63	0.03400	52,377
Interest State Highway Bonds, Account 1921	0.16800	259,267.73	0.16800	258,804
Capitol Office Building	0.12000	185,191.23	0.12000	184,860
State Military	0.06980	107,719.57	0.06980	107,527
Blind Benefit	0.09000	138,893.43	0.09000	138,645
Sinking Fund, Funding Bonds 1910	0.03300	50,927.50	0.03300	50,836
University Medical and Nurses Training School	0.05000	77,163.01	0.05000	77,025
Sinking Fund, Insurrection Bonds 1909	0.12500	192,907.54	0.12500	192,563
School Fund Reimbursement	0.00650	10,031.19	0.01000	15,405
Total	3.93000	\$6,065,013.70	3.70000	\$5,699,850

ESTIMATED REVENUE FOR BIENNIAL PERIODS
1919 to 1926, Inclusive

	1919-1920	1921-1922	1923-1924	1925-1926
Tax Levy	\$1,594,180.00	\$1,812,180.87	\$1,944,331.43	\$1,296,000.00
Secretary of State Fees.....	250,000.00	275,000.00	225,000.00	270,000.00
State Engineer	10,000.00	12,000.00
Bank Commissioner	50,000.00	50,000.00	50,000.00	50,000.00
Boiler Inspector	18,000.00	17,000.00	18,000.00	20,000.00
Building and Loan.....	3,000.00	3,000.00	3,500.00	5,000.00
Detective Licenses	500.00	1,000.00	1,500.00
Miscellaneous	500.00	2,000.00	3,000.00	4,000.00
Insurance	500,000.00	700,000.00	850,000.00	950,000.00
Inheritance	350,000.00	600,000.00	800,000.00	1,200,000.00
Oil Inspector	60,000.00	50,000.00	50,000.00	120,000.00
Interest on Deposits.....	75,000.00	120,000.00	125,000.00	200,000.00
Interest on Delinquent Taxes.....	10,000.00	10,000.00	15,000.00	20,000.00
Surplus	725,113.34	500,000.00	363,112.08	215,000.00
Dairy Commissioner	12,000.00
	<hr/>	<hr/>	<hr/>	<hr/>
	\$3,646,293.34	\$4,152,180.87	\$4,448,443.51	\$4,362,000.00

GENERAL REVENUE FUND

Estimated Revenue from all Sources, Receipts, Disbursements and Surplus,
1919 to 1924, and Estimated Receipts for 1925-1926

Years	Estimate of Receipts	Receipts and Transfers	Due from Tax Levy and Miscellaneous	Disbursements and Transfers	Surplus End of Period
1919-1920	\$3,646,293.34	\$3,756,310.15	\$1,096,912.03	\$4,304,040.61	\$549,181.57
1921-1922	4,152,180.87	3,638,186.09	1,130,650.00	4,654,485.66	114,350.43
1923-1924	4,448,443.51	4,199,410.46	915,000.00	4,899,024.16	215,386.30
1925-1926	4,362,000.00

STATE VALUATION, MILL LEVY, TAX COLLECTIONS,
MISCELLANEOUS COLLECTIONS AND BONDED
INDEBTEDNESS

1912 to 1924, Inclusive

Year	State Valuation	Mill Levy	Tax Collections	Miscellaneous Collections	Total Collections	Bonded Indebtedness
1912	\$ 422,722,713.00	4 1/18	\$1,675,837.97	\$ 1,926,436.51	\$ 3,602,274.48	\$ 1,144,400.00
*1913	1,306,690,407.00	1.30	1,745,260.85	2,651,900.82	4,297,161.67
1914	1,311,210,345.00	1.39	1,680,541.46	2,145,942.16	3,826,483.62	3,642,600.00
1915	1,249,199,210.00	2.10	1,950,490.48	2,242,290.14	4,192,780.62
1916	1,211,697,278.00	2.07	2,636,479.78	3,185,727.02	5,822,206.80	3,762,700.00
1917	1,305,286,409.00	3.12	2,509,037.89	4,130,531.37	6,639,569.26
1918	1,422,113,275.00	2.77	3,884,334.00	4,029,984.65	7,914,318.65	4,451,800.00
1919	1,495,213,659.00	3.47	4,056,688.42	5,347,863.48	9,404,551.90
1920	1,591,307,396.00	3.47	5,010,056.31	7,438,782.91	12,448,839.22	4,187,300.00
1921	1,578,256,499.00	4.35	5,228,231.48	9,605,775.62	14,834,007.00
1922	1,548,617,879.00	4.48	6,548,877.84	12,598,631.15	19,147,508.99	9,726,500.00
1923	1,543,260,286.00	3.93	6,862,715.62	10,274,578.48	17,137,294.10	11,016,500.00
1924	1,540,500,479.00	3.70	6,234,734.05	11,832,644.72	18,067,378.77	11,699,000.00

*In 1913, the valuation of the State for Assessment purposes was placed at full cash value and Mill Levy reduced from 4 1/18 to 1.30.

MISCELLANEOUS REVENUE FROM STATE DEPARTMENTS

1911 to 1924, Inclusive

	1911-1912	1913-1914	1915-1916	1917-1918	1919-1920	1921-1922	1923-1924
Inheritance Tax	\$ 413,147.91	\$ 465,063.02	\$ 1,069,463.02	\$ 661,274.29	\$ 1,294,305.81	\$ 1,013,180.00	\$ 1,567,899.86
Auto Licenses	140,880.00	318,595.59	669,782.46	1,306,813.46	1,897,736.49	2,432,912.99
Land Board	1,636,490.24	1,364,763.66	1,788,430.54	2,509,238.52	3,160,643.02	2,053,990.53	1,908,170.37
Oil Inspection Fees	22,190.58	43,712.55	74,507.92	96,983.22	121,280.34	184,065.68
Gasoline Tax (1 Cent)	752,967.65	1,218,184.82
Gasoline Tax (2 Cents) from Aug. 1, 1923, to Nov. 30, 1924	2,756,356.03
Miscellaneous Departments	1,079,427.55	1,245,819.14	1,447,089.91	2,019,563.64	2,975,975.91	4,175,799.28	3,968,311.33
Totals	\$3,129,065.70	\$3,238,716.40	\$4,220,201.70	\$5,934,366.83	\$9,587,689.07	\$10,480,171.46	\$12,817,716.26

LEGISLATIVE AND STATUTORY APPROPRIATIONS
FOR 1923 AND 1924

FIRST CLASS APPROPRIATIONS

Short Appropriations	\$ 408,399.50
Long Appropriation	1,532,709.00
Dairy Commission	50,000.00
State Entomologist	30,000.00
Bee Inspection	6,000.00
State V. D. Fund.....	40,000.00
Law Enforcement	10,000.00
Physical Examination of Children.....	1,000.00
Pest Inspection	10,000.00
State Chemist	5,000.00
Agricultural, Seed Laboratory.....	12,000.00
Agricultural, Vocational Education.....	99,020.00
Agricultural, Vocational Administration.....	20,000.00
Agricultural, Smith-Lever	80,000.00
Agricultural, State Forester.....	10,000.00
Agricultural, State Horticulturist.....	20,000.00
Interstate Rivers	5,000.00
Law Enforcement, Deficiency.....	1,489.63
Water Defense	60,000.00
Control, Animal Tuberculosis.....	16,000.00
Shepard-Towner Fund	10,000.00
Department of Safety, No Emergency 6-14-23.....	50,000.00
Relief, Andrew M. Bailey, No Emergency 7-16-23.....	285.00
Director of Markets, No Emergency 7-23-23.....	15,000.00
Department of Safety Deficiency.....	5,300.00
Meat Inspection	5,000.01
Total.....	\$2,502,203.14

SECOND CLASS APPROPRIATIONS

Colorado Board of Corrections.....	\$ 7,200.00
Reformatory Deficiency	7,000.00
Reformatory, Maintenance, etc.....	165,500.00
Detention Home, Maintenance, etc.....	24,000.00
Mental Defectives, Grand Junction, Mtce., etc.....	145,000.00
Girls' Industrial School, Maintenance, etc.....	66,000.00
Boys' Industrial School, Maintenance, etc.....	310,000.00
Workshop for Blind, Maintenance and Improvement.....	15,300.00
Mental Defectives, Ridge, Maintenance, etc.....	75,000.00
Penitentiary, Salaries	203,000.00
Penitentiary, Maintenance and Improvements.....	260,500.00
Penitentiary, Deficiency	36,696.99
Dependent Children's Home, Maintenance.....	170,000.00
Dependent Children's Home Nursery.....	25,000.00
Soldiers and Sailors' Home, Maintenance, etc.....	180,400.00
Soldiers' and Sailors' Home, Deficiency.....	15,500.00
Soldiers and Sailors' Home Land.....	7,500.00
Woodcroft Hospital Purchase.....	200,000.00
State Hospital	124,500.00
G. A. R.....	1,000.00
Spanish-American War Veterans.....	1,000.00
Total.....	\$2,040,096.99

THIRD CLASS APPROPRIATION

Traveling Library	\$ 4,000.00
Agricultural College Extension.....	20,000.00
Agricultural, Stock Show	10,000.00
Agricultural, Division of Markets.....	20,000.00
Deaf and Blind, Higher Education.....	2,000.00
Adams Normal School.....	75,000.00
Gunnison Normal, Deficiency.....	50,782.71
Agricultural, Economics	12,500.00
Weld County, Experiment Station.....	10,000.00
Historical and Natural History.....	27,500.02
Fort Lewis Improvement.....	15,000.00
General Hospital, No Emergency 8,2-23.....	45,000.00
Psychopathic Hospital, No Emergency 8-2-23.....	25,000.00
Cheyenne Experiment Station.....	4,000.00
School of Mines Experiment Plant.....	10,000.00
Library Commission	250.00
Total.....	\$ 331,032.73

FOURTH CLASS

Uniform State Laws Commission.....	\$ 1,200.00
Geological Survey	30,000.00
Public Land Drainage.....	2,000.00
Eradication Predatory Animals.....	20,000.00
State Fair Deficiency.....	10,464.81
State Fair Tobin Building.....	25,000.00
Topographical Survey, No Emergency 7-16-23.....	25,000.00
Total.....	\$ 113,664.81

FIFTH CLASS

Relief of F. T. Bright.....	\$ 147.90
Relief of August J. Hansen.....	63.87
Relief of O. R. Harding.....	1,000.00
Total.....	\$ 1,211.77

THIRD CLASS APPROPRIATION

RECAPITULATION

First Class Appropriations.....	\$2,502,203.14
Second Class Appropriations.....	2,040,096.99
Third Class Appropriations.....	331,032.73
Fourth Class Appropriations.....	113,664.81
Fifth Class Appropriations.....	1,211.77
Total	<u>\$4,988,209.44</u>

PUBLIC SCHOOL FUNDING INFORMATION
 1910-1911

PUBLIC SCHOOL INCOME APPORTIONMENT
1919 to 1924, Inclusive

County	1919	1920	1921	1922	1923	1924	1924	
	Apportionment	Apportionment	Apportionment	Apportionment				State Aid
Adams	\$ 9,437.58	\$ 11,188.17	\$ 10,832.52	\$ 12,142.20	\$	\$ 13,493.79	\$	\$ 9,500.72
Alamosa	3,775.20	4,498.01	4,622.28	4,665.71	5,218.99	4,176.28
Arapahoe	8,087.69	10,244.76	10,284.63	11,262.68	12,687.78	9,653.57
Archuleta	3,044.09	3,334.08	3,054.91	3,290.94	3,681.76	2,639.63
Baca	7,237.57	8,039.04	7,210.38	7,768.36	14,587.12	8,336.25	17,544.95	5,722.13
Bent	6,536.01	7,685.63	7,401.34	7,703.78	8,017.90	5,343.30
Boulder	24,552.26	26,855.03	24,993.87	26,778.14	28,870.18	20,189.38
Chaffee	6,141.85	6,709.46	5,933.29	6,258.72	6,894.91	4,930.67
Cheyenne	2,655.18	2,940.70	2,939.97	3,178.88	3,564.98	2,736.66
Clear Creek	2,528.92	2,229.60	1,822.69	1,895.11	1,964.93	1,225.65
Conejos	8,947.25	9,989.83	9,163.56	9,537.93	11,858.52	10,194.65	11,912.42	7,364.14
Costilla	5,016.23	5,480.92	5,064.14	5,416.97	5,914.51	4,155.00
Crowley	5,693.22	6,583.40	6,326.32	6,633.03	6,929.84	4,709.55
Custer	1,526.38	1,808.21	1,592.27	1,478.96	1,594.27	1,167.67
Delta	11,603.30	13,406.12	12,363.27	13,317.03	9,967.74	15,032.63	14,144.58	10,949.52
Denver	160,599.49	171,309.16	148,770.29	157,639.63	186,338.38	155,693.90
Dolores	802.02	950.82	890.19	1,094.93	4,174.11	1,323.70	1,848.86	970.25
Douglas	2,344.05	2,698.04	2,371.77	2,556.56	2,836.54	1,946.11
Eagle	2,344.50	2,492.73	2,221.37	2,239.69	2,656.74	2,009.46
Elbert	5,412.91	6,369.54	5,994.10	6,081.76	6,035.42	4,381.37
El Paso	30,360.64	34,312.74	32,398.56	34,867.59	38,236.76	27,447.35
Fremont	13,879.37	15,826.91	15,106.28	15,941.97	19,631.34	17,631.06	3,500.00	12,855.29
Garfield	8,009.39	8,730.15	7,762.02	8,427.80	9,107.35	6,171.26
Gilpin	1,022.37	941.08	755.18	738.85	789.90	519.26
Grand	1,357.05	1,629.82	1,563.05	1,585.15	1,643.72	1,245.72
Gunnison	3,890.35	4,452.04	4,049.01	4,324.31	4,549.47	3,341.46
Hinsdale	337.17	371.15	363.07	397.32	440.53	294.52
Huerfano	15,475.61	17,953.76	16,629.35	17,238.07	9,040.74	19,159.44	20,365.08	14,001.56
Jackson	664.18	770.98	696.55	699.81	745.42	574.14
Jefferson	9,988.15	11,533.81	10,952.76	12,054.27	13,354.28	10,172.44
Kiowa	3,424.01	3,689.87	3,237.56	3,491.20	3,707.92	2,683.24
Kit Carson	7,432.44	8,809.88	8,143.73	8,601.21	9,817.45	6,947.44
Lake	6,270.95	6,241.37	5,198.85	5,064.77	5,385.57	3,875.49
La Plata	10,133.58	10,957.51	9,900.69	10,393.94	500.90	11,805.02	8,547.89
Larimer	23,315.13	27,130.43	25,606.80	25,805.16	27,955.43	19,955.43

PUBLIC SCHOOL INCOME APPORTIONMENT—Continued

Las Animas.....	35,724.30	41,104.97	37,790.73	39,887.76	8,167.00	42,684.72	33,904.00	31,014.58
Lincoln.....	6,348.07	7,571.84	6,808.23	7,247.48	8,163.22	6,236.08
Logan.....	13,328.01	16,022.73	14,999.65	16,774.85	18,974.73	14,205.75
Mesa.....	16,420.87	18,715.69	17,618.11	19,307.81	21,938.16	1,882.73	16,252.31
Mineral.....	766.56	707.14	555.89	522.35	489.03	340.47
Moffat.....	3,473.21	4,560.39	4,263.58	4,297.36	22,528.16	4,606.24	12,513.76	3,280.59
Montezuma.....	5,115.14	5,768.79	5,216.12	5,854.95	17,445.44	6,530.64	14,841.25	4,267.76
Montrose.....	9,952.34	11,380.04	10,567.07	11,869.07	12,715.96	7,007.05	8,553.86
Morgan.....	14,314.40	16,214.18	15,147.44	15,489.70	16,298.89	11,914.60
Otero.....	14,662.94	17,805.36	19,129.15	20,986.68	22,967.78	16,096.46
Ouray.....	1,790.11	1,966.22	1,666.55	1,667.60	1,709.04	1,138.17
Park.....	1,069.94	1,214.29	1,159.78	1,140.01	1,393.06	919.84
Phillips.....	4,483.65	5,554.91	5,388.00	5,596.67	5,811.69	3,892.44
Pitkin.....	2,721.78	2,721.08	2,551.55	2,703.05	2,603.98	1,568.77
Prowers.....	11,007.37	12,072.87	11,731.86	12,846.57	13,868.61	9,028.10
Pueblo.....	49,157.27	55,575.41	49,751.40	52,076.81	56,557.45	41,197.29
Rio Blanco.....	2,604.33	2,850.67	2,410.32	2,853.39	2,713.00	2,980.33	5,431.80	1,937.75
Rio Grande.....	6,301.72	7,615.42	6,692.25	6,494.14	7,428.61	5,383.80
Routt.....	6,252.52	6,987.20	6,275.75	6,553.59	7,373.88	5,213.89
Saguache.....	4,287.55	4,774.15	4,460.02	4,980.30	5,780.49	4,211.21
San Juan.....	1,131.44	1,054.52	895.12	822.09	836.38	636.77
San Miguel.....	3,406.92	3,902.71	3,532.15	3,299.11	3,546.14	2,581.16
Sedgwick.....	3,208.73	3,857.76	3,760.02	4,052.16	4,333.71	3,102.18
Summit.....	1,086.27	1,177.07	1,023.43	966.30	931.75	620.69
Teller.....	7,053.65	6,258.51	4,617.36	4,043.19	4,362.28	3,142.27
Washington.....	8,171.80	9,627.11	9,134.36	9,555.54	10,262.04	7,225.12
Weld.....	44,932.41	51,500.81	46,160.21	49,696.55	51,798.63	36,279.83
Yuma.....	11,162.18	12,867.83	12,060.42	12,599.71	13,887.60	9,789.25
Western State College.....	421.64	273.62	779.18	1,039.78	1,794.24
State Teachers College.....	2,300.16	866.06	4,480.60	3,110.02	3,461.84	1,610.86
	<u>\$706,503.37</u>	<u>\$790,460.48</u>	<u>\$726,337.36</u>	<u>\$768,646.42</u>	<u>\$120,614.07</u>	<u>\$851,254.13</u>	<u>\$144,896.48</u>	<u>\$631,533.54</u>

APPORTIONMENT OF FOREST RESERVE FUND
1919 to 1924, Inclusive

County	1919	1920	1921	1922	Dec. 31 1922	Sept. 1923	Nov. 1924
	\$	\$	\$	\$	\$	\$	\$
Alamosa	140.13	142.48	117.86	49.69	99.02	189.80	114.43
Archuleta	4,620.95	4,851.58	1,501.26	2,022.47	1,793.70	3,213.76	2,626.63
Boulder	975.37	1,367.35	517.92	236.55	1,125.74	1,362.81	812.85
Chaffee	2,845.05	2,868.98	1,349.07	1,295.02	1,762.52	2,767.96	2,130.80
Clear Creek	832.45	733.44	432.36	258.53	501.15	740.90	585.69
Conejos	3,121.55	3,044.57	1,080.91	1,485.62	2,013.01	3,304.72	1,610.36
Custer	712.93	724.90	599.66	252.83	503.89	970.70	585.26
Delta	2,166.17	2,205.07	268.48	1,734.98	1,234.50	2,608.14	1,731.71
Dolores	3,429.79	3,818.33	1,555.10	2,128.86	2,426.75	4,079.40	2,761.85
Douglas	843.06	742.74	348.03	208.08	403.72	596.60	472.55
Eagle	5,557.56	5,380.16	2,046.95	2,061.23	5,249.30	4,372.82	3,319.86
El Paso	767.76	676.44	260.56	155.84	302.09	445.25	351.87
Fremont	293.73	298.65	247.07	104.17	207.57	399.89	241.10
Garfield	4,729.90	5,170.84	943.27	2,963.55	3,057.13	5,275.20	3,857.80
Gilpin	309.98	434.29	163.84	74.83	356.15	431.07	365.65
Grand	4,970.11	5,434.04	2,414.38	1,080.45	2,122.82	3,440.29	3,358.26
Gunnison	9,420.27	9,235.39	3,417.05	5,475.89	5,517.10	9,568.56	6,582.32
Hinsdale	5,214.56	5,236.82	1,884.31	2,479.34	3,162.82	4,996.47	3,209.68
Huerfano	522.76	531.55	439.74	185.38	369.93	712.68	429.68
Jackson	3,904.15	4,063.03	1,189.13	1,440.16	1,904.46	3,397.50	2,534.00
Jefferson	436.59	386.21	246.32	147.05	287.15	422.18	331.42
Lake	1,039.91	1,053.10	500.55	458.50	586.45	984.80	781.97
La Plata	3,077.58	2,918.58	1,452.72	1,957.67	1,747.27	3,125.76	2,521.08
Larimer	4,862.05	6,827.99	2,577.42	1,177.14	5,602.15	6,782.44	3,792.39
Las Animas	121.49	123.54	102.19	43.08	85.85	165.40	99.72
Mesa	6,495.72	6,607.50	1,147.37	4,230.34	3,880.41	7,257.03	4,915.50
Mineral	5,982.22	5,958.20	2,015.89	2,756.10	3,397.20	5,671.94	3,170.04
Moffat	392.69	391.65	53.02	212.85	179.73	394.47	264.68
Montezuma	2,481.60	2,760.31	1,121.05	1,534.62	1,748.13	2,935.90	1,988.71
Montrose	3,079.92	3,186.25	937.13	1,165.16	1,995.55	2,882.86	2,067.82
Ouray	1,329.88	1,389.00	420.30	493.36	880.52	1,268.33	899.80
Park	3,735.66	3,414.85	1,688.52	1,153.81	1,962.24	3,017.02	2,387.57
Pitkin	3,288.39	2,607.05	1,728.77	1,657.26	4,408.94	3,560.58	2,705.68
Pueblo	157.23	159.87	132.25	55.75	111.11	214.04	129.06
Rio Blanco	3,031.04	3,408.14	561.42	1,943.96	1,848.26	3,389.82	2,547.66
Rio Grande	2,669.93	2,604.09	923.08	1,268.67	1,719.07	2,823.72	1,398.73
Routt	5,105.38	5,235.02	707.48	2,843.97	2,399.01	5,251.19	3,561.11
Saguache	6,440.59	6,490.09	2,997.09	3,225.31	5,183.82	6,993.43	4,748.80
San Juan	1,778.66	1,696.12	773.93	1,046.76	1,051.46	1,828.99	1,303.61
San Miguel	1,875.37	2,076.69	824.32	1,120.67	1,305.42	2,173.70	1,476.29
Summit	1,874.44	1,892.44	902.46	826.60	1,061.27	1,771.87	1,406.96
Teller	413.89	364.67	264.14	157.94	306.22	451.45	356.76
Grand Totals	\$115,048.98	\$118,512.01	\$42,854.37	\$55,170.01	\$75,860.60	\$116,241.44	\$80,537.71

FIREMEN'S PENSION FUND

City	1918	1919	1920	1921	1922	1923
Akron	\$	\$	\$	\$	\$ 165.20	\$ 155.93
Aspen			145.75	175.52	149.16	140.79
Ault					90.68	85.59
Antonito				131.25	111.55	105.29
Aurora	26.90	82.32	113.26	136.38	115.91	109.40
Alamosa				439.94	373.91	352.90
Arvada	33.25	101.84	105.42	126.95	107.89	101.84
Brighton	33.65	103.05	312.82	376.68	320.14	302.16
Boulder	377.50	1,156.52	1,266.14	1,524.62	1,295.78	1,223.00
Berthoud			98.17	118.22	100.46	94.83
Brush		120.87	242.30	291.77	247.97	234.05
Black Hawk	26.48	80.99	29.15	35.10	29.83	28.15
Breckenridge			91.71	110.44	93.86	88.60
Buena Vista	41.20	126.22	104.04	125.28	106.48	100.50
Burlington			114.18	137.49	116.85	110.30
Canon City	204.30	625.84	524.36	631.42	536.63	506.50
Castle Rock	14.50	44.25	25.81	31.08	54.36	51.30
Central City			63.60	76.58	65.09	61.44
Colorado Springs	1,322.20	4,050.75	3,468.67	4,176.77	3,549.86	3,350.42
Cheyenne Wells						56.55
Cheraw					21.93	20.70
Crested Butte						135.00
Creede	29.35	89.84	57.61	69.37	58.96	55.65
Cripple Creek			267.88	322.57	274.15	258.75
Debeque						32.50
Delta	94.50	289.52	302.22	363.92	309.29	291.92
Deertrail				128.89	109.54	103.40
Denver	8,443.95	25,870.32	29,552.64	35,585.66	30,244.59	28,545.14
Durango	185.45	568.13	474.24	571.05	485.34	458.08
Eads			46.78	56.33	47.87	45.18
Eaton	45.80	140.27	148.52	178.84	151.99	143.45
Edgewater	28.20	86.32	74.89	90.18	76.64	72.35
Eckley						36.95
Englewood	118.05	361.66	501.89	604.35	513.64	484.78
Estes Park						60.00
Flagler					64.15	60.54
Florence	107.35	328.80	302.91	364.75	310.00	292.58
Fleming					61.08	57.65
Fowler		112.15	122.36	147.34	125.23	118.20
Fort Morgan	110.80	339.47	439.91	529.72	450.20	424.90
Fort Lupton	24.30	74.44	116.83	140.68	119.57	112.85
Fort Collins	324.90	995.38	1,008.74	1,214.67	1,032.35	974.35
Fruita						132.77
Goldfield	44.00	134.82	72.93	87.82	74.64	70.44
Glenwood Springs	80.00	244.78	238.85	287.62	244.43	230.70
Grand Junction	306.90	940.09	998.37	1,202.18	1,021.74	964.35
Golden	98.10	300.32	286.20	344.63	292.90	278.44
Grover			22.47	27.05	22.99	21.70
Gunnison			153.01	184.39	156.71	147.90
Georgetown	37.60	115.18	81.00	97.53	82.89	78.24
Greeley	323.70	991.62	1,253.93	1,509.92	1,283.28	1,211.18
Hayden					53.65	50.63
Haxton			128.81	155.12	131.83	124.42
Holyoke					142.09	134.10
Holly				130.42	110.84	104.62
Hugo						93.26
Idaho Springs	85.25	261.15	137.34	165.38	140.56	132.65
Julesburg				183.14	155.65	146.90
Johnstown						30.50

FIREMEN'S PENSION FUND—Continued

City	1918	1919	1920	1921	1922	1923
Las Animas			259.47	312.44	265.55	250.62
Leadville	297.15	910.27	571.37	688.02	584.75	551.90
La Junta	164.40	503.63	571.95	688.72	585.33	552.45
Lamar	117.80	360.93	289.43	348.52	296.20	279.56
Longmont	168.45	516.00	673.80	811.35	689.57	650.82
Limon			120.63	145.26	123.46	116.52
Littleton	54.35	166.46	188.50	226.98	192.91	182.07
Louisville	67.55	206.83	207.28	249.59	212.13	200.22
Lafayette	74.90	229.38	209.12	251.82	214.02	202.00
Lyons			65.67	79.08	67.21	63.43
Loveland	144.50	442.65	608.24	732.42	622.48	587.50
Manzanola					66.27	62.54
Meade		13.82	16.71	20.12	17.10	16.15
Montrose	128.80	394.52	412.60	496.83	422.26	398.53
Monte Vista			272.72	328.40	279.11	263.42
Manitou	53.70	164.52	126.63	152.48	129.58	122.32
Oak Creek			111.42	134.16	114.02	107.62
Ouray			134.23	161.63	137.37	129.65
Otis					55.07	51.97
Ordway	27.90	85.47	136.65	164.55	139.85	132.00
Palisade			98.51	118.62	100.82	95.15
Pueblo	1,756.80	5,382.45	4,943.82	5,953.09	5,059.54	4,775.27
Platteville	17.05	52.13	55.19	66.46	56.48	53.32
Rico			37.56	45.23	38.44	36.28
Rockvale			143.91	173.29	147.27	139.00
Rocky Ford		391.60	431.61	519.72	441.71	416.89
Rifle			101.97	122.78	104.35	96.49
Salida	175.15	536.49	540.26	650.55	552.90	521.84
Sedgwick					44.81	42.29
Silverton			132.50	159.55	135.60	127.98
Superior	13.85	42.32	26.85	32.33	27.47	25.93
Steamboat Springs			143.91	173.29	147.28	139.00
Sterling	120.50	369.05	739.13	890.02	756.43	713.93
Silver Plume	18.20	55.77	31.25	37.74	32.07	30.27
Stratton						46.85
Telluride			186.42	224.48	190.78	180.07
Trinidad	403.80	1,237.13	1,256.58	1,513.10	1,285.99	1,213.74
Victor			204.74	246.54	209.54	197.76
Walsenburg	95.90	293.76	362.02	435.92	370.49	349.67
Wray					181.35	171.16
Windsor	37.00	113.36	148.63	178.97	152.11	143.56
Wellington			50.58	60.92	51.76	48.85
Yuma			99.43	119.73	101.76	96.04
	<u>\$16,505.93</u>	<u>\$51,206.45</u>	<u>\$58,207.00</u>	<u>\$71,103.71</u>	<u>\$61,405.52</u>	<u>\$58,579.89</u>

RELIEF BLIND BENEFIT, ACT 1919

Amount Reimbursed Counties by State 1920 to 1924, Inclusive, Representing
One-Half Amount Paid by Counties

	1920	1921	1922	1923	1924	State Portion to be Paid in 1925	Nov. 30 '24 No Rept. '24; Amt. Reported 1923
**Adams	\$ 25.00	\$ 151.00	\$ 251.67	\$ 1,050.00	\$ 1,012.50	\$.	\$ 1,012.50
Alamosa				225.00	412.50	525.00	
Arapahoe	458.75	900.50		2,228.60	1,338.32	1,506.23	
Archuleta	34.33	252.00		150.00	150.00	72.89	
Baca						430.83	
Bent	88.18	610.25	439.55	330.68	616.66	675.00	
Boulder	850.35	2,346.91	2,827.03	3,271.30	3,943.75	4,445.00	
*Chaffee			37.50	90.00	221.25		221.25
*Cheyenne (No report 1923)	38.50						
Clear Creek	60.59	342.99		955.82	600.00	658.00	
**Conejos	70.50	151.00	450.00	1,819.02	2,179.25		2,179.25
Costilla	591.69	1,373.50	1,709.58	2,223.33	2,180.50	1,715.83	
Crowley			285.00	682.25	1,050.00	1,050.00	
*Custer	64.58	189.91	322.17	600.00	650.00		650.00
**Delta		409.00	823.33	907.50	1,221.25		1,221.25
Denver	6,102.55	16,000.00	19,959.48	54,064.98	51,847.33	50,761.00	
*Dolores (No report 1923)							
**Douglas	71.41	151.00	150.00	225.00	300.00		300.00
Eagle	76.00	151.00	150.00	150.00	150.00	150.00	
*Elbert	71.41	197.83	187.50	390.37	595.83		595.83
El Paso	1,131.65	2,566.18	3,030.10	4,896.68	7,221.04	7,224.28	
Fremont	220.50	1,070.16	1,545.88	1,659.42	2,065.08	2,471.25	
Garfield	87.00	182.00		585.00	255.00	364.81	
Gilpin	81.00	151.00	150.00	150.00	150.00	212.50	
Grand	41.00	251.50		87.50	300.00	300.00	
Gunnison	81.16	417.58	744.58	812.50	962.50	1,262.92	
Hinsdale	77.99	242.00	286.29	300.00	300.00	300.00	
Huerfano	51.00	2,510.91	2,652.50	3,184.58	4,488.92	6,157.54	
*Jackson (No report 1923)							
Jefferson	508.00	1,143.84	1,230.02	1,316.38	2,326.33	2,778.59	
Kiowa	104.50	302.00	300.00	300.00	300.00	421.83	
*Kit Carson (No report 1923)							
Lake	602.47	1,403.17	1,400.00	1,377.08	1,525.00	1,558.34	
La Plata	152.00	454.00	450.00	525.00	652.50	1,002.60	
Larimer	520.18	1,526.00	2,298.75	3,136.75	3,324.50	3,872.00	

RELIEF BLIND BENEFIT, ACT 1919—Continued

	1920	1924	1923	1922	1921	State Portion to be Paid in 1925	Nov. 30 '24 No Rept. '24; Amt. Reported 1923
Las Animas		6,607.50	8,612.75	9,030.00	12,817.20	15,982.50
Lincoln	59.00	346.03	450.00	530.71	587.50	500.00
Logan		151.00				267.50
Mesa	458.24	1,190.75	1,328.20	1,167.08	1,317.50	1,779.13
Mineral	170.42	453.00	300.00	300.00	262.50	150.00
Moffat		48.50		312.50	385.83	337.50
Montezuma	40.10	237.75	240.00	390.00	360.00	399.56
Montrose		412.08	750.00	900.79	1,265.91	1,435.40
Morgan		55.75	236.00	275.41	219.00	675.42
Otero	113.66	578.16	1,120.00	1,746.75	1,815.00	2,322.50
Ouray		343.65	300.00	364.58	300.00	33.33
**Park		23.50		180.00	45.00		45.00
*Phillips (No report 1923)							
Pitkin	150.75	437.17	450.00	502.50	737.50	742.05
**Prowers	44.75	189.50	744.99	525.00	525.00		525.00
Pueblo	582.25	1,622.44	2,530.28	3,130.26	4,061.22	4,973.23
*Rio Blanco (No report 1923)							
Rio Grande		38.50	150.00	375.00	550.00	912.50
Routt	38.50	238.25		218.75	300.00	497.50
Saguache		151.00		526.75	427.50	652.50
*San Juan (No report 1923)							
San Miguel	37.50	416.50	450.00	662.50	750.00	750.00
*Sedgwick (No report 1923)							
Summit					237.50	325.00
Teller	996.07	2,357.22	2,375.00	1,889.50	1,840.50	2,163.50
*Washington (No report 1923)							
Weld	323.17	1,205.00	3,358.32	251.34	2,369.58	2,750.82
Yuma	55.33	192.00	300.00	681.67	1,059.50	2,225.58
Total	\$15,337.03	\$52,742.48	\$ 65,376.47	\$111,655.83	\$124,573.75	\$129,791.96	\$ 6,750.08

* Counties not having any blind beneficiaries.

** Amount paid by Counties in 1923 but no report received to November 29, 1924, for the Current year.

RECEIPTS FROM TAX LEVY FOR METAL MINING

For Biennial Period Ending November 29, 1924

County	1923	1924
Alamosa	\$ 2.22	\$ 2.42
Boulder	678.18	823.17
Chaffee	352.71	256.63
Clear Creek	1,641.11	1,511.53
Conejos	12.46	5.06
Costilla	2.80	4.55
Custer	91.51	113.23
Dolores	164.05	91.62
Eagle	373.34	450.46
El Paso	7.79	19.51
Fremont	50.35	57.36
Garfield57
Gilpin	847.87	877.49
Grand	20.80	31.28
Gunnison	755.38	597.97
Hinsdale	177.56	195.88
Jackson	8.63	14.37
Jefferson	4.32	.55
Lake	2,518.80	2,559.10
La Plata	137.27	145.66
Mineral	149.43	223.77
Moffat	8.00	12.18
Montezuma	13.08	15.61
Montrose	63.76	160.11
Ouray	664.90	710.30
Park	771.83	983.10
Pitkin	242.76	298.57
Rio Grande	8.08	11.70
Routt	31.91	45.51
Saguache	92.87	101.12
San Juan	1,445.41	1,411.10
San Miguel	1,275.13	1,742.23
Summit	995.53	1,008.82
Teller	2,796.38	2,839.26
Totals	\$16,406.99	\$17,321.22

GENERAL REVENUE

1923

Receipts—	
From Tax Levy	\$ 887,274.92
Secretary of State	133,330.80
Bank Commissioner	24,964.17
Boiler Inspector	9,855.00
Dairy Commissioner	5,300.00
Auditor, Building and Loan Bureau	2,223.25
Detective Licenses	600.00
Board of Health	226.65
Law Enforcement	200.00
Treasurer, Inheritance Tax Receipts	18.00
Refunds, Miscellaneous	305.82
Rent, State Hospital	1,000.00
Transfers	
Inheritance Tax	911,212.01
Insurance	440,000.00
Interest on Deposit	130,692.46
Oil Inspection	38,416.76
Interest, Delinquent Tax	15,052.87
Surplus	571,051.40
Disbursements—	
Warrants Paid	\$2,551,765.78
Interest on Warrants	8,526.47
Assessors' Bonds	45.00
Transferred to Surplus	610,386.86
Colorado State Hospital	1,000.00
	<hr/>
	\$3,171,724.11
	<hr/>
	\$3,171,724.11

GENERAL REVENUE

1924

Receipts—

From Secretary of State.....	\$ 134,322.20
Bank Commission	21,904.81
Boiler Inspector	10,135.00
Dairy Commissioner	6,650.00
Auditor, Building and Loan Association.....	2,396.25
Detective Licenses	500.00
Board of Health.....	291.25
Treasurer, Inheritance Tax.....	15.50
Refunds, Miscellaneous	105.78
Escheat—Interest	21.24
Refund—Bent and Gebhardt Cases.....	29.95

Transfers

Inheritance Tax	239,415.18
Insurance	470,000.00
Interest on Deposit.....	115,165.34
Oil Inspection	73,230.34
Surplus	524,554.91

Disbursements—

Warrants Paid	\$1,410,008.24
Interest on Warrants.....	1,769.40
Balance, November 29, 1924.....	186,960.11
	<u>\$1,598,737.75</u>
	\$1,598,737.75

GENERAL REVENUE

1923-1924

Receipts—	1923	1924	Total
From Tax Levy.....	\$ 887,274.92	\$	\$ 887,274.92
Secretary of State, Fees.....	133,330.80	134,322.20	267,653.00
Bank Commissioner, Fees.....	24,964.17	21,904.81	46,868.98
Boiler Inspector, Fees.....	9,855.00	10,135.00	19,990.00
Dairy Commissioner, Fees.....	5,300.00	6,650.00	11,950.00
Auditor, Building & Loan Association, Fees	2,223.25	2,396.25	4,619.50
Detective Licenses, Fees.....	600.00	500.00	1,100.00
Board of Health, Fees.....	226.65	291.25	517.90
Law Enforcement, Refunds.....	200.00	200.00
Treasurer, Inheritance Tax, Fees.....	18.00	15.50	33.50
Refunds, Miscellaneous	305.82	105.78	411.60
Rent, State Hospital.....	1,000.00	1,000.00
Escheat, Interest	21.24	21.24
Refund—Bent and Gebhardt Cases.....	29.95	29.95
Transfers			
Inheritance Tax	911,212.01	239,415.18	1,150,627.19
Insurance	440,000.00	470,000.00	910,000.00
Interest on Deposit.....	130,692.46	115,165.34	245,857.80
Oil Inspection	38,416.76	73,230.34	111,647.10
Interest, Delinquent Tax.....	15,052.87	15,052.87
Surplus	524,554.91	524,554.91
	<u>\$2,600,672.71</u>	<u>\$1,598,737.75</u>	<u>\$4,199,410.46</u>
Disbursements—			
Warrants Paid	\$2,551,765.78	\$1,410,008.24	\$3,961,774.02
Interest on Warrants.....	8,526.47	1,769.40	10,295.87
Assessors' Bonds	45.00	45.00
Transferred to Surplus.....	39,335.46	39,335.46
Colorado State Hospital.....	1,000.00	1,000.00
Balance, November 29, 1924.....	186,960.11	186,960.11
	<u>\$2,600,672.71</u>	<u>\$1,598,737.75</u>	<u>\$4,199,410.46</u>

GENERAL REVENUE FUND

Receipts and Disbursements

1919 to 1924, Inclusive

Receipts—	Total 1919-1920	Total 1919-1920	Total 1921-1922	Total 1921-1922	Total 1923-1924	Total 1923-1924
From Tax Levy		\$ 806,189.90		\$ 844,873.81		\$ 887,274.92
From Secretary of State, Fees.....		291,197.91		221,429.97		267,653.00
From Bank Commissioner		54,980.56		51,627.16		46,868.98
From Boiler Inspector		18,420.00		18,905.00		19,990.00
From Engineer's Department		9,070.80				
From Board of Health.....		302.63		357.47		517.90
From Detective Licenses		900.00		1,700.00		1,100.00
From Auditor—Building and Loan Inspector.....		2,814.00		3,788.25		4,619.50
From Industrial Commission, Fees.....		185.99				
From Melon Inspector		745.01		1,205.19		
From Department of Safety.....		2,378.66				
From Supreme Court Case.....		14,500.00		1,661.37		
From State Board of Accountancy.....		33.95				
From Refund, Child Welfare Bureau.....				150.00		
From Dairy Commissioner						11,950.00
From Law Enforcement						200.00
From Treasurer, Copies Inheritance Receipts.....						33.50
Rent, State Hospital.....						1,000.00
From Escheat—Interest						21.24
From Refund, Bent and Gebhardt Cases.....						29.95
From Refund, Miscellaneous		46.03		201.73		411.60
Transferred from Insurance		645,000.00		845,000.00		910,000.00
Transferred from Inheritance Tax		725,262.89		603,274.43		1,150,627.19
Transferred from Interest on Deposits.....		132,307.85		179,716.91		245,857.80
Transferred from Oil Inspection Department.....		58,258.68		45,022.62		111,647.10
Transferred from Interest on Delinquent Taxes.....		7,203.60		9,448.35		15,052.87
Transferred from Ore Buyers		28.65				
Transferred from U. S. Control.....		250.00				
Transferred from Engineers' Expense		137.10				
Transferred from General Revenue 1919.....		5.00				
Transferred from Surplus		986,086.94		1,083,823.83		524,554.91
Disbursements—						
Assessors' Bonds	\$	135.80	\$	84.80	\$	45.00
Warrants Paid	3,693,053.10		3,485,421.73		3,961,774.02	
Interest on Warrants.....	6,425.54		14,218.59		10,295.87	
Transfer to Land Commissioner's Cash.....			458.33			
Transfer to Surplus.....			274,000.00		39,335.46	
Transfer to Gauging Fund.....	394.45					
Colorado State Hospital.....					1,000.00	
Balance	56,306.26		138,002.64		186,960.11	
	\$3,756,315.15	\$3,756,315.15	\$3,912,186.09	\$3,912,186.09	\$4,199,410.46	\$4,199,410.46

CAPITOL BUILDING FUND

1919 to 1924, Inclusive

	Receipts 1919-1920	Disbursements 1919-1920	Receipts 1921-1922	Disbursements 1921-1922	Receipts 1923-1924	Disbursements 1923-1924
Balance Beginning of Period.....	\$ 4,451.19		\$ 7,698.36		\$ 6,990.86	
Taxes	398,033.91		418,078.18		383,130.32	
Sale of Junk.....	696.90		506.19		673.20	
Interest on Delinquent Taxes.....	3,455.08		4,569.86		5,037.65	
Transfer from Capitol Office Building.....	165,621.74		353,573.57		364,000.00	
Warrants Paid		\$ 562,444.62		\$ 754,788.70		\$ 721,023.94
Interest on Warrants Paid.....		2,155.84		22,646.60		35,501.67
Balance End of Period.....		7,698.36		6,990.86		3,306.42
Totals.....	\$ 572,298.82	\$ 572,298.82	\$ 784,426.16	\$ 784,426.16	\$ 759,832.03	\$ 759,832.03

CAPITOL OFFICE BUILDING FUND

1919 to 1924, Inclusive

	Receipts 1919-1920	Disbursements 1919-1920	Receipts 1921-1922	Disbursements 1921-1922	Receipts 1923-1924	Disbursements 1923-1924
Balance Beginning of Period.....	\$		\$		\$ 9,031.06	
Taxes Mill Levy .12.....	164,157.69		357,655.43		365,681.51	
Interest, Delinquent Taxes.....	1,464.05		4,949.20		5,120.07	
Transfers to Office Building.....		\$ 165,621.74		\$ 353,573.57		\$ 364,000.00
Balance Close of Period.....			9,031.06		15,822.64
Totals.....	\$ 165,621.74	\$ 165,621.74	\$ 362,604.63	\$ 362,604.63	\$ 379,832.64	\$ 379,832.64

INSURANCE FUND

1919 to 1924, Inclusive

	Receipts 1919-1920	Disbursements 1919-1920	Receipts 1921-1922	Disbursements 1921-1922	Receipts 1923-1924	Disbursements 1923-1924
Balance Beginning of Period.....	\$ 3,241.82		\$ 5,855.74		\$ 6,362.81	
From Commissioner	824,044.73		1,054,099.32		1,113,865.15	
Warrants Issued		\$ 67,018.36		\$ 76,483.02		\$ 81,057.47
Transferred to General Revenue		645,000.00		845,000.00		910,000.00
Transferred to Firemen's Pension		109,412.45		132,509.23		123,501.27
Balance End of Period.....		5,855.74		6,362.81		5,669.22
Totals.....	\$ 827,286.55	\$ 827,286.55	\$1,060,355.06	\$1,060,355.06	\$1,120,227.96	\$1,120,227.96

INHERITANCE TAX FUND

1919 to 1924, Inclusive

	Receipts 1919-1920	Disbursements 1919-1920	Receipts 1921-1922	Disbursements 1921-1922	Receipts 1923-1924	Disbursements 1923-1924
Receipts—						
From Tax and Fees on Estates.....	\$1,294,305.81		\$1,013,164.15		\$1,567,891.86	
Refunds			15.85		8.00	
Disbursements—						
Warrants Issued		\$ 39,829.86		\$ 33,623.13		\$ 22,713.34
General Revenue		15,895.92		4,526.14		
1914.....		2,777.04		3,106.05		
1915.....		4,729.76		2,078.75		1,776.19
1916.....		24,125.01		10,228.83		5,965.38
1917.....		481,685.33		5,901.81		3,223.79
1918.....		595,004.11		135,575.23		5,861.92
1919.....		130,258.78		214,865.63		22,427.98
1920.....				367,457.22		60,000.00
1921.....				235,817.21		295,304.07
1922.....						911,212.01
1923.....						239,415.18
1924.....						
Totals.....	\$1,294,305.81	\$1,294,305.81	\$1,013,180.00	\$1,013,180.00	\$1,567,899.86	\$1,567,899.86

STATE HIGHWAY FUND

Internal Improvement Permanent

1919 to 1924, Inclusive

	Receipts 1919-1920	Disbursements 1919-1920	Receipts 1921-1922	Disbursements 1921-1922	Receipts 1923-1924	Disbursements 1923-1924
Balance Beginning Period.....	\$ 43,346.81		\$ 18,552.69		\$ 77.92	
Receipts—						
Land Board.....	183,815.39		117,310.89		68,974.85	
U. S. Government.....	9,401.56		3,560.37		4,944.99	
Sale of Certificates.....	200,000.00					
Disbursements—						
To Warrants Refund.....		\$ 11.07		\$ 45.96		\$ 134.50
Transfer to State Road.....		418,000.00		139,300.00		73,600.00
Balance End of Period.....		18,552.69		77.99		263.33
Totals.....	\$ 436,563.76	\$ 436,563.76	\$ 139,423.95	\$ 139,423.95	\$ 73,997.83	\$ 73,997.83

AUDITOR OF THE STATE OF COLORADO

STATE HIGHWAY FUND
Internal Improvement Income

1919 to 1924, Inclusive

	Receipts 1919-1920	Disbursements 1919-1920	Receipts 1921-1922	Disbursements 1921-1922	Receipts 1923-1924	Disbursements 1923-1924
Balance Beginning Period.....	\$ 60,748.60		\$ 6,284.42		\$ * 35.87	
Receipts—						
Transfer from Land Board.....	120,212.62		95,079.45		74,646.19	
Transfer from J. N. Chipley.....					5,071.95	
Disbursements—						
To Refunds		\$		\$		\$ 40.98
To Warrants		776.80		128.00	
Transfer to State Road Fund.....		173,500.00		101,200.00	
Balance End of Period.....		6,284.42		35.87		13.03
Totals.....	\$ 180,561.22	\$ 180,561.22	\$ 101,363.87	\$ 101,363.87	\$ 79,754.01	\$ 79,754.01

STATE GASOLINE TAX

1919 to 1924, Inclusive

	Receipts 1919-1920	Disbursements 1919-1920	Receipts 1921-1922	Disbursements 1921-1922	Receipts 1923-1924	Disbursements 1923-1924
Balance Beginning Period.....	\$		\$ 261,175.83		\$ 289,828.77	
Receipts—						
From State Oil Inspector.....	752,967.65		1,218,047.11		
From State Oil Inspector, 1c Tax.....					339,307.29	
From State Oil Inspector, 2c Tax.....					2,232,983.06	
Disbursements—						
*Warrants Refunds		\$ 11,791.82		\$ 25,601.01		\$ 47,416.81
Warrants Counties		525,397.05		1,132,259.64
Transfer to State Road.....		480,000.00		638,396.11		1,262,259.65
Balance End of Period.....		261,175.83		289,828.77		420,183.02
Totals.....	\$ 752,967.65	\$ 752,697.65	\$1,470,222.94	\$1,479,222.94	\$2,862,119.12	\$2,862,119.12

* This includes a revolving fund of \$1,000.00.

MOTOR VEHICLE LICENSE FUND

1919 to 1924, Inclusive

	Receipts 1919-1920	Disbursements 1919-1920	Receipts 1921-1922	Disbursements 1921-1922	Receipts 1923-1924	Disbursements 1923-1924
Balance Beginning Period.....	\$		\$ 9,569.87		\$ 12,022.67	
Receipts—						
Secretary of State, Motor Vehicle Tax.....	1,015,190.35		1,898,395.27		2,381,271.78	
Disbursements—						
Warrants to County.....		\$ 516,691.66		\$ 858,726.12		\$1,085,648.31
Warrants, Tags, etc.....			85,506.52		88,529.71
Warrants to Motor Vehicle Exp. Fund.....		21,910.50		93,265.90		112,161.91
Transfers to State Road.....		510,839.32		858,443.93	
Transfers to State Road, 1923 Only.....			491,274.25
Redemption Fund, State Highway Bonds.....			600,922.26
Balance End of Period.....		9,569.87		12,022.67		13,457.61
Totals.....	\$1,015,190.35	\$1,015,190.35	\$1,907,965.14	\$1,907,965.14	\$2,392,794.45	\$2,392,794.45

STATE HIGHWAY BONDS

Act 1921

Authorized Issue	\$5,000,000.00
Balance December 1, 1922	\$2,177,053.52
Disbursements—	
To Warrants	\$2,147,294.15
Balance November 29, 1924	29,759.37
	\$2,177,053.52
	\$2,177,053.52

STATE HIGHWAY BONDS

Act 1923

Authorized Issue	\$6,000,000.00
By Sale of Bonds 1923	\$1,500,000.00
By Sale of Bonds 1924	1,500,000.00
Disbursements—	
To Warrants	\$2,498,579.50
Balance November 29, 1924	501,420.50
	\$3,000,000.00
	\$3,000,000.00

STATE ROAD FUND

1919 to 1924, Inclusive

	Receipts 1919-1920	Disbursements 1919-1920	Receipts 1921-1922	Disbursements 1921-1922	Receipts 1923-1924	Disbursements 1923-1924
Balance Beginning of Period.....	\$ 148,368.74		\$ 14,123.46		\$ 746,012.40	
Tax Levy	1,420,445.99		2,967,522.11		2,364,032.92	
Motor Vehicle Tax.....	150,144.83		858,443.93		491,274.25	
U. S. Government.....	831,283.85		2,458,612.25		2,850,514.45	
Miscellaneous	134,800.28		1,104,976.33		383,206.89	
County Co-operation	127,083.11					
Transferred from Interest on Delinquent Taxes.....	12,339.54		32,667.14		31,038.37	
Transferred from Internal Imp. Perm.....	418,000.00		240,500.00		153,300.00	
Transferred from Internal Imp. Inc.....	173,500.00					
Transferred from State Highway	689,245.15					
Transferred from Gasoline Tax	480,000.00		638,396.11		1,262,259.65	
Transferred from Motor Vehicle Tax (1919-1920).....	454,616.43					
To Warrants		\$5,003,793.96		\$7,569,228.93		\$6,774,890.09
Transfer		21,910.50				
Balance November 30, 1920.....		14,123.46		746,012.40		1,506,748.84
Totals.....	\$5,039,827.92	\$5,039,827.92	\$8,315,241.33	\$8,315,241.33	\$8,281,638.93	\$8,281,638.93

REDEMPTION FUND

State Highway Bonds 1923

Receipts—	
Premium Bonds Sold	\$ 52,548.50
Interest Accrued Bonds	28,625.02
Transfers—	
50% Motor Vehicle Licenses	600,922.26
Disbursements—	
To Interest Paid	\$ 76,000.00
To Bonds Redeemed	500,000.00
Balance November 29, 1924	106,095.78
	<u>\$682,095.78</u>
	\$682,095.78

FUNDING STATEMENT OF GENERAL REVENUE FUND

Department	Receipts 1919-1920	Disbursements 1919-1920	Receipts 1921-1922	Disbursements 1921-1922	Receipts 1923-1924	Disbursements 1923-1924
From Tax Levy.....	\$ 806,189.90		\$ 844,873.81		\$ 887,274.92	
Secretary of State.....	296,197.91		221,429.97		262,653.00	
Bank Commissioner.....	54,980.56		51,627.16		46,868.98	
Boiler Inspector.....	18,420.00		18,905.00		19,000.00	
Dairy Commissioners.....					11,950.00	
Engineer's Department.....	9,070.80					
Board of Health.....	302.63		357.47		517.90	
Law Enforcement.....					200.00	
Detective Licenses.....	900.00		1,700.00		1,100.00	
Inheritance Tax Fees.....					33.50	
Building and Loan Bureau.....	2,814.00		3,788.25		4,619.50	
Industrial Commission Fees.....	185.99					
Melon Inspector.....	754.01		1,205.19			
Department of Safety.....	2,378.66					
Supreme Court Cases.....	14,500.00		1,661.37			
Refund Child Welfare.....			150.00			
State Board Accounting.....	33.95					
From Miscellaneous.....	46.03		201.75		411.60	
Rent State Hospital.....					1,000.00	
Escheat, Interest.....					21.24	
Refund Bent & Gebhardt.....					29.95	
Transferred from Insurance.....	645,000.00		845,000.00		910,000.00	
Transferred from Inheritance Tax.....	725,262.89		603,274.43		1,150,627.19	
Transferred from Interest on Deposit.....	132,307.85		179,716.91		245,857.80	
Transferred from Oil Inspection Department.....	58,258.68		45,022.62		111,647.10	
Transferred from Interest on Delinquent Taxes.....	7,203.60		9,448.35		15,052.87	
Transferred from Ore Buyers.....	28.65					
Transferred from U. S. Control.....	250.00					
Transferred from Engineer's Expense.....	137.10					
Balance Due from Tax Levy.....	957,857.35		1,030,650.00		715,000.00	
Due from Inheritance Tax.....	139,054.68		100,000.00		200,000.00	
Surplus.....	986,086.94		809,823.03		524,554.91	
Warrants Issued.....		\$4,229,958.61		\$4,331,441.40		\$4,867,462.06
Interest Paid and Estimated.....		16,849.79		30,000.00		25,295.87
Assessors' Bonds.....		135.80		84.80		45.00
Transferred to Gauging Fund.....		394.45				
Appropriation Balances.....		56,701.96		44,197.91		6,221.23
Surplus*.....		594,181.57		363,112.08		215,386.30
Totals.....	\$4,853,222.18	\$4,853,222.18	\$4,768,836.09	\$4,768,836.09	\$5,114,410.46	\$5,114,410.46

*Psychopathic Hospital Appropriation, \$248,761.65 for 1921-1922, unpaid.

STATE BONDED INDEBTEDNESS

November 30, 1924

Series	Rate of Int.	Purpose	Authorized	Issued	Redeemed	Outstanding Nov. 30, 1924
1909	3%	Insurrection	\$ 950,000.00	\$ 932,300.00	\$ 167,700.00	\$ 764,600.00
1910	3%	Funding	2,115,000.00	1,997,500.00	195,000.00	1,802,500.00
1914	4	Insurrection	1,000,000.00	725,900.00	725,900.00
1917	4½	War	2,500,000.00	1,966,000.00	1,060,000.00	906,000.00
1921	5	Highway	5,000,000.00	5,000,000.00	5,000,000.00
1923	5	Highway	6,000,000.00	3,000,000.00	500,000.00	2,500,000.00
			<hr/>	<hr/>	<hr/>	<hr/>
			\$17,565,000.00	\$13,621,700.00	\$1,922,700.00	\$11,699,000.00

CERTIFICATES OF INDEBTEDNESS AUTHORIZED BY
THE GOVERNORTo Meet Necessary Maintenance Expenditures for State Institutions
For the Biennial Period December 1, 1922, to November 30, 1924

Date	Cert. No.	To Whom Issued	Acct. of	Amount
Nov. 29, 1924	19118	Colorado Supply Co.	Colorado State Hospital.....	\$ 949.48
Nov. 29, 1924	19119	Broadacre Fuel & Light Co.	Colorado State Hospital.....	1,611.31
Nov. 29, 1924	19120	Crews Beggs Dry Goods	Colorado State Hospital.....	1,079.02
Nov. 29, 1924	19121	Forbush Fuel and Ice Co.	Colorado State Hospital.....	1,640.84
Nov. 29, 1924	19122	J. P. Harbour	Colorado State Hospital.....	1,093.22
Nov. 29, 1924	19123	Wm. Govern Coal Co.	Colorado State Hospital.....	1,396.80
Nov. 29, 1924	19124	Pueblo Produce Co.	Colorado State Hospital.....	2,355.15
Nov. 29, 1924	19125	Ridenour Baker Merc.	Colorado State Hospital.....	1,055.40
Nov. 29, 1924	19126	Swift and Co.	Colorado State Hospital.....	1,337.65
Nov. 29, 1924	19127	White and Davis	Colorado State Hospital.....	926.17
Nov. 29, 1924	19128	Lee F. Williams	Colorado State Hospital.....	1,575.00
Total				<hr/> \$15,020.04

OUTSTANDING WARRANTS

Warrants Issued and Paid for Biennial Period Ending November 29, 1924

Fund	Outstanding Dec. 1, 1922	Warrants Issued	Total	Warrants Uncalled for Canceled	Warrants Paid Redeemed	Outstanding Nov. 29, 1924	Total
Defense Emergency	\$ 13.70	\$ 11.00	\$ 24.70	\$ 9.10	\$ 11.00	\$ 4.60	\$ 24.70
Capitol Building	958,332.93	283,556.80	1,241,949.73	3.37	671,023.94	570,922.42	1,241,949.73
Capitol Building Certificates	50,000.00	50,000.00	50,000.00	50,000.00
General Revenue 1922 and prior	849,430.15	290,651.63	1,140,081.78	156.81	1,136,542.55	3,382.42	1,140,081.78
General Revenue 1923	2,551,941.42	2,551,941.42	2,551,941.42	2,551,765.78	175.64	2,551,941.42
General Revenue 1924	2,315,520.64	2,315,520.64	2,315,520.64	1,410,008.24	905,512.40	2,315,520.64
Total	\$1,857,836.78	\$ 5,441,681.49	\$ 7,299,518.27	\$ 169.28	\$ 5,819,351.51	\$1,479,997.48	\$ 7,299,510.27
Cash	431,527.76	25,366,323.45	25,797,851.21	919.57	25,326,758.18	470,173.46	25,797,851.21
Compensation	7,744.64	477,475.94	485,220.58	86.80	474,479.92	10,653.86	485,220.58
	\$ 439,272.40	\$25,843,799.39	\$26,283,071.79	\$1,006.37	\$25,801,238.10	\$ 480,827.32	\$26,283,071.79
Grand Totals	\$2,297,109.18	\$31,285,480.88	\$33,582,590.06	\$1,175.65	\$31,620,589.61	\$1,960,824.80	\$33,582,590.06

Warrants Issued, Paid and Canceled 1919 to 1924, Inclusive

	1919-1920 Warrants Issued	1919-1920 Warrants Paid & Canceled	1921-1922 Warrants Issued	1921-1922 Warrants Paid & Canceled	1923-1924 Warrants Issued	1923-1924 Warrants Paid & Canceled
Outstanding Warrants, beginning of period and Prior	\$ 681,938.84	\$	\$ 1,066,374.70	\$	\$ 2,297,109.18	\$
1910	1,155.55	1,155.55
1911
1912
1913	36.80
1914	1.75
1915	100.00	100.00
1916	100.00	100.00
1917	20.50	100.00	100.00
1918	12,850.64	558,567.44	100.00	161.68
1919	2,362,327.83	2,351,236.82	700.00	11,774.35
1920	1,868,853.83	1,343,039.33	53,230.39	578,913.18
1921	2,281,368.49	2,278,800.17
1922 and Prior	2,050,072.81	1,206,621.56	290,651.63	1,136,699.36
1923	2,551,941.42	2,551,765.78
1924	2,315,520.64	1,410,008.24
Defense and Emergency	13,209.34	21,824.84	96,791.09	97,179.59	11.00	20.10
Capitol Building	913,622.84	562,445.62	1,389,561.47	755,108.13	283,556.80	721,027.31
Compensation Insurance	280,653.61	278,927.34	397,004.24	394,274.25	477,475.94	474,566.72
Cash	13,811,631.58	13,762,615.12	23,072,026.87	22,787,286.22	25,366,323.45	25,327,677.75
Outstanding Warr. End of Period	1,066,374.70	2,297,109.18	1,960,824.80
	\$19,945,088.51	\$19,945,088.51	\$30,408,685.61	\$30,408,685.61	\$33,582,590.06	\$33,582,590.06

AUDITOR OF THE STATE OF COLORADO

STATE TREASURER OR CASH FUND

December 1, 1920, to November 29, 1924

	Receipts 1921-1922	Disbursements 1921-1922	Receipts 1923-1924	Disbursements 1923-1924
Cash Balance, beginning of Period.....	\$ 2,121,493.25	\$	\$ 5,459,331.49	\$
Receipts from County Treasurer—				
Tax Collections.....	11,648,482.76	12,918,768.70
Interest on Delinquent Taxes.....	125,591.96	178,415.98
Military Poll and Interest.....	3,034.60	264.99
State Departments.....	10,480,171.46	12,817,716.28
State Institutions.....	1,233,959.43	1,183,261.03
U. S. Treasury Department.....	2,745,016.48	2,946,945.54
Miscellaneous Collections.....	7,745,259.30	5,159,300.35
Disbursed For—				
Warrants, General Revenue, 1910.....	1,155.55
Warrants, General Revenue, 1914.....	1.75
Warrants, General Revenue, 1915.....	100.00
Warrants, General Revenue, 1916.....	100.00
Warrants, General Revenue, 1917.....	100.00
Warrants, General Revenue, 1918.....	161.68
Warrants, General Revenue, 1919.....	11,724.35	3.00
Warrants, General Revenue, 1920.....	104,062.6270
Warrants, General Revenue, 1921.....	1,946,782.85	6,193.77
Warrants, General Revenue, 1922.....	803,230.55	802,719.48
Warrants, General Revenue, 1923.....	1,971,311.93
Warrants, General Revenue, 1924.....	1,182,887.46
Warrants Purchased for Public School Investment.....	1,175,463.65	1,354,166.64
Warrants Purchased for Compensation Insurance Investment.....	524,335.92	340,627.86
Cash Warrants—				
State Institutions.....	6,480,300.64	7,401,537.40
State Departments, etc.....	1,622,442.50	13,503,419.59
Miscellaneous.....	15,554,713.35	5,454,870.94
Bonds Purchased for Public School Investment.....	542,888.67	448,865.03
Farm Loans.....	388,200.00	400,300.00
Bonds Purchased for Agricultural College Investment.....	59,731.50	44,201.80
Bonds Purchased for Compensation Insurance Investment.....	752,053.63	405,656.36
Interest on State Bonds.....	405,836.34	898,412.25
Bonds Redeemed.....	252,000.00	1,005,434.30
Accrued Interest on Bonds Purchased.....	18,014.14	35,885.75
Miscellaneous.....	278.06	929.23
Cash Balance, End of Period.....	5,459,331.49	5,406,580.17
	<u>\$36,103,009.24</u>	<u>\$36,103,009.24</u>	<u>\$40,664,004.36</u>	<u>\$40,664,004.36</u>

LEDGER BALANCES (DEBIT)

	Balance December 1, 1922	Receipts and Appropriations	Warrants and Bonds Purchased	Warrants and Bonds Paid and Redeemed	Unexpended Balances Transferred	Balance Nov. 29, 1924
Agricultural College Investment.....	\$ 314,834.60	\$	\$ 44,201.80	\$ 33,500.00	\$ 325,536.40
Escheat Investment.....	30,100.00	807.18	50.00	30,857.18
University Investment.....	75,770.00	12,500.00	8,000.00	80,270.00
Public School Income Investment.....	455,000.00	305,000.00	150,000.00
Compensation Insurance Investment.....	1,274,900.82	746,284.22	376,973.08	1,644,211.96
Public School Investment.....	7,150,676.29	2,396,647.57	1,798,687.00	7,748,636.86
State Treasurer or Cash.....	5,459,331.49	35,204,672.87	35,257,424.19	5,406,580.17
	<u>\$14,760,613.20</u>	<u>\$35,204,672.87</u>	<u>\$ 3,200,440.77</u>	<u>\$37,779,634.27</u>	<u>.....</u>	<u>\$15,386,092.57</u>
Appropriations—						
1922 and Prior.....	\$ 1,142,864.71	\$ 10,498.91	\$ 1,140,562.81	\$ 9,418.39	\$ 3,382.42
1923 and 1924.....	4,988,213.59	3,961,774.02	114,530.30	911,909.27
Special	72,777.12	285,211.33	316,644.64	1,654.53	39,689.28
Defense and Emergency.....	243.77	20.10	223.67
Capitol Office Building.....	126,240.97	365,000.00	354,382.67	136,858.30
Capitol Building Certificates.....	50,000.00	50,000.00
	<u>\$ 1,392,126.57</u>	<u>\$ 5,648,927.98</u>	<u>.....</u>	<u>\$ 5,823,384.24</u>	<u>\$125,603.22</u>	<u>\$ 1,092,062.94</u>

SPECIAL APPROPRIATIONS

	Balance Dec. 1, 1922	Appropriation	Disbursements	Transfers	Unexpended Balance Transferred	Balance Nov. 30, 1924
Capitol Building, Salary Account.....	\$	\$170,330.00	\$169,061.22	\$1,268.78	\$
Capitol Building, Furnishings and Repairs.....	27,250.00	27,245.38	4.62
Capitol Building, Maintenance	87,290.00	86,908.87	381.13
Capitol Building, Land	341.33	341.33
Capitol Building, Office Building.....	*759,374.84
Crédit by 1923-1924 Levies.....	365,000.00	*394,374.84
	<u>\$394,374.84</u>	<u>\$285,211.33</u>	<u>\$283,556.80</u>	<u>.....</u>	<u>\$1,654.53</u>	<u>\$394,374.84</u>

*Debit Balance

PRIOR YEARS' APPROPRIATIONS

	Balance Dec. 1, 1922	Appropriation	Disbursements	Transfers	Unexpended Balance Transferred	Balance Nov. 30, 1924
Colorado Educational Loan.....	\$ 475.00	\$.....	\$ 475.00	\$.....
Legislative	5,388.00	5,388.00
Publishing Revised Statutes.....	15,240.00	15,240.00
Soldiers' Monument.....	3,000.00	1,549.50	1,450.50
Uniform State Laws Commission.....	100.00	100.00
Boys' Industrial School, Maintenance.....	18.40	18.40
Grand Junction Mental Defectives, Maintenance.....	8,401.17	974.91	7,426.26
Psychopathic Hospital.....	248,761.65	248,761.65
Penitentiary Maintenance.....	13.92	4.15	9.77
Reformatory Maintenance.....	228.50	212.14	16.36
Agricultural Vocational Education.....	40.50	40.50
Agricultural Economics and Sociology.....	10,432.50	10,432.50
Agricultural Smith-Lever Act.....	292.00	292.00
Control Animal Tuberculosis.....	28.31	28.31
Fort Lewis School, Improvement.....	1,009.61	1,009.61
State Forester.....	5.00	5.00
Mobilization	230.07	11.00	219.07
Alamosa Normal.....	1,199.61	1,199.61
Geological Survey.....	2,505.00	2,505.00
Smith-Lever Act.....	292.00	292.00
	<u>\$297,661.24</u>	<u>\$288,023.78</u>	<u>\$9,418.39</u>	<u>\$ 219.07</u>

STATEMENT OF LEDGER ACCOUNTS (APPROPRIATIONS)

For Biennial Period Ending November 29, 1924

Fund	Appropriation	Disbursements	Unexpended Balance Transferred	Balance Nov. 30, 1924
Assessors	\$ 5,500.00	\$ 4,625.79	\$ 874.21	\$
Auditors	35,281.31	35,266.06	15.25
Attorney General	99,642.00	93,959.39	5,682.61
Bee Inspection	6,000.00	5,843.04	156.96
Board of Equalization	7,200.00	7,200.00
Board of Law Examiners.....	1,500.00	1,477.50	22.50
Board of Land Commissioners.....	80,699.99	76,334.13	4,365.86
Board of Health	64,900.00	64,108.74	791.26
Board of Charities and Corrections.....	7,000.00	6,860.92	139.08
Board of Immigration	34,800.00	34,755.44	44.56
Board of Pardons	1,280.80	1,280.80
Bureau of Mines	50,200.00	48,695.22	1,504.78
Bureau of Protection	21,000.00	21,000.00
Bank Commissioner	49,000.00	46,148.25	3,051.75
Boiler Inspector	21,800.00	21,673.80	126.20
Building and Loan Inspector.....	5,300.00	4,037.24	1,262.76
Budget and Efficiency Commissioner.....	8,700.00	8,488.15	211.85
Colorado Board of Corrections.....	7,200.00	7,200.00
Colorado Tax Commission	42,000.00	41,936.16	63.84
Colorado Director of Markets.....	15,000.00	15,000.00
Civil Service Commission.....	32,600.00	31,891.74	708.26
Commissioner of Labor.....	14,300.00	14,297.99	2.01
Commissioner of Printing.....	14,000.00	13,979.75	20.25
Child Welfare Bureau	8,000.00	7,973.53	26.47
Commission Merchants Inspection.....	4,300.00	4,277.45	22.55
Department of Safety	50,000.00	18,251.79	31,748.21
Department of Safety Deficiency.....	5,300.00	3,836.29	1,463.71
District Court.....	243,399.31	231,690.73	11,699.58
Dairy Commissioner.....	50,000.00	49,773.78	226.22
Engineers	94,125.00	93,417.58	707.42
Entomologist	30,000.00	28,886.01	1,113.99
Eradication of Predatory Animals.....	20,000.00	19,994.09	5.91
Factory Inspection.....	20,400.00	19,775.26	624.74
Free Employment Bureau.....	4,000.00	4,000.00
Governors	29,780.97	29,773.36	7.61
General Incidental.....	96,216.66	94,177.46	2,039.20
Geological Survey.....	30,000.00	29,871.15	128.85
Grand Army of Republic.....	1,000.00	1,000.00
Historical and Natural History Society.....	29,433.34	29,433.33	.01
Industrial Commission.....	112,233.33	110,236.09	1,997.24

AUDITOR OF THE STATE OF COLORADO

STATEMENT OF LEDGER ACCOUNTS (APPROPRIATIONS)—Continued
For Biennial Period Ending November 29, 1924

Fund	Appropriation	Disbursements	Unexpended Balance Transferred	Balance Nov. 30, 1924
Indexing and Compiling.....	1,000.00	1,000.00
Interstate Rivers Compact.....	5,000.00	4,977.49	22.51
Law Enforcement.....	36,800.00	31,739.05	5,060.95
Law Enforcement Deficiency.....	1,489.63	1,489.63
Legislative.....	145,000.00	142,148.59	2,851.41
Legislative Supply and Expense.....	6,000.00	4,925.62	1,074.38
Legislative Printing.....	31,000.00	26,349.94	4,650.06
Legislative, J. W. Klein.....	231.00	180.00	51.00
Legislative Auditing Committee.....	126.00	126.00
Legislative Institutions Investigating Committee.....	516.42	516.42
Library Commission.....	250.00	200.69	49.31
Minimum Wage Committee.....	3,600.00	3,600.00
Meat Inspection.....	6,000.00	5,650.23	349.77
Printing House and Senate Journals.....	6,500.00	5,071.25	1,428.75
Printing Session Laws.....	5,000.00	4,773.31	226.69
Physical Examination of Children.....	1,000.00	990.00	10.00
Public Utilities Commission.....	84,700.00	84,567.02	132.98
Public Examiners.....	55,800.00	54,761.48	1,038.52
Pest Inspection.....	10,000.00	9,553.59	446.41
Printing Reports.....	15,000.00	15,000.00
Public Land Drainage.....	2,000.00	2,000.00
Publishing Constitution Am. I. and R. Bills.....	19,809.90	19,809.90
Publishing Revised Statutes.....	366.99	366.99
Revised Statutes Commission.....	596.50	596.50
State V. D. Control.....	40,000.00	38,789.19	1,210.81
Secretary of State.....	80,200.00	80,154.84	45.16
Superintendent Public Instruction.....	32,647.83	32,543.21	104.62
Supreme Court.....	131,279.16	130,599.86	679.30
State Teacher Adult Blind.....	7,000.00	6,973.31	26.69
State Chemist.....	5,000.00	4,870.59	129.41
State Sheppard-Towner.....	10,000.00	9,985.95	14.05
Treasurers.....	45,642.02	45,068.97	573.05
Traveling Library.....	4,000.00	3,999.61	39
Uniform State Law Commission.....	1,200.00	339.90	760.10	100.00
United Spanish War Veterans.....	1,000.00	994.10	5.90
Workmen's Compensation Prem.....	30,000.00	30,000.00
Water Defense.....	60,000.00	55,770.00	4,230.00
Boys' Industrial School Maintenance.....	265,000.00	264,997.37	2.63
Boys' Industrial School Building.....	35,000.00	35,000.00
Boys' Industrial School Repairs.....	10,000.00	10,000.00
Colorado State Hospital, Land.....	160,000.00	160,000.00

Colorado State Hospital, Repairs	35,000.00	34,998.57	1.43
Colorado State Hospital Nurses' Home.....	50,000.00	49,999.24	.76
Colorado State Hospital Insurance	25,000.00	21,565.66	3,434.34
Colorado State Hospital Farm Improvement	1,000.00	999.86	.14
Colorado State Hospital Equipment (Woodcroft)	40,000.00	40,000.00
Colorado State Hospital Furnishing	5,000.00	4,999.78	.22
Colorado State Hospital Library and Amusement.....	3,500.00	3,478.26	21.24
Colorado State Hospital Irrigation and Parking.....	5,000.00	4,968.46	31.54
Dependent Children's Home Maintenance	170,000.00	170,000.00
Dependent Children's Home Nursery	25,000.00	25,000.00
Detention Home for Women.....	24,000.00	23,999.29	.71
Girls' Industrial School Maintenance	60,000.00	60,000.00
Girls' Industrial School Repairs	6,000.00	6,000.00
Grand Junction Mental Defectives Maintenance	130,000.00	129,928.47	71.53
Grand Junction Mental Defectives Improvements	15,000.00	15,000.00
Mental Defectives Maintenance	70,000.00	69,999.00	1.00
Mental Defectives Improvement	5,000.00	5,000.00
Psychopathic Hospital.....	25,000.00	25,000.00
Penitentiary, Salary	203,000.00	203,000.00
Penitentiary Dairy Improvement.....	1,000.00	1,000.00
Penitentiary Light and Power Plant.....	12,000.00	7,387.39	4,612.61
Penitentiary Laundry Equipment.....	2,000.00	917.69	1,082.31
Penitentiary Kitchen Equipment.....	2,500.00	2,500.00
Penitentiary Maintenance	230,004.15	229,959.52	44.63
Penitentiary Improvement and Repairs.....	12,000.00	12,000.00
Penitentiary Poultry Improvement.....	1,000.00	1,000.00
Penitentiary Deficiency.....	36,696.99	36,696.99
Reformatory Deficiency	7,000.00	6,897.48	102.52
Reformatory Improvement and Repairs.....	5,000.00	4,999.48	.52
Reformatory Machinery and Implements.....	3,000.00	2,996.34	3.66
Reformatory Maintenance	157,500.00	157,495.76	4.24
Workshop for the Blind, Maintenance.....	15,000.00	15,000.00
Workshop for the Blind, Improvement.....	300.00	188.08	111.92
Soldiers and Sailors' Home Maintenance	160,000.00	160,000.00
Soldiers and Sailors' Home Boilers.....	1,000.00	999.81	.19
Soldiers and Sailors' Home Laundry	2,500.00	2,500.00
Soldiers and Sailors' Home Repairs	5,000.00	5,000.00
Soldiers and Sailors' Home Land	7,500.00	7,500.00
Soldiers and Sailors' Home, Cistern	1,400.00	1,400.00
Soldiers and Sailors' Home, Dike.....	2,000.00	2,000.00
Soldiers and Sailors' Home, Sewer	1,000.00	999.86	.14
Soldiers and Sailors' Home Hospital	7,500.00	7,499.77	.23
Soldiers and Sailors' Home Deficiency	15,500.00	15,159.30	340.70
Alamosa Normal School.....	75,000.00	74,982.88	17.12
Agricultural Extension	20,000.00	20,000.00
Agricultural Seed Laboratory.....	12,000.00	12,000.00

AUDITOR OF THE STATE OF COLORADO

STATEMENT OF LEDGER ACCOUNTS (APPROPRIATIONS)—Continued

For Biennial Period Ending November 29, 1924

Fund	Appropriation	Disbursements	Unexpended Balance Transferred	Balance Nov. 30, 1924
Agricultural Stock Show Premium.....	10,000.00	10,000.00
Agricultural Vocational Educational Administration.....	20,000.00	20,000.00
Agricultural Vocational Education.....	99,020.00	99,020.00
Agricultural Economics and Sociology.....	12,500.00	12,500.00
Agricultural Division of Markets.....	20,000.00	6,246 00	13,754.00
Agricultural Smith-Lever Act	80,000.00	80,000.00
Control Animal Tuberculosis.....	16,000.00	15,818.70	181.30
Cheyenne County Experiment Station.....	4,000.00	4,000 00
Deaf and Blind Higher Education.....	2,000.00	1,200.00	800.00
Ft. Lewis School Improvement.....	15,000.00	15,000.00
Gunnison Normal Deficiency.....	50,782.71	50,782.70	.01
State Forester	10,000.00	10,000 00
State Horticulturist	20,000.00	20,000.00
State Fair Building (Tobin).....	25,000.00	24,999.78	.22
State Fair Deficiency	10,464.81	10,464.69	.12
School of Mines Experimentation.....	10,000.00	10,000 00
Topographical Survey.....	25,000.00	24,998.37	1.63
University General Hospital.....	45,000.00	45,000.00
Weld County Experiment Station.....	10,000.00	10,000.00
Relief August Hanson.....	63.87	63.87
Relief Frank T. Bright.....	147 90	147.90
Relief O. R. Harding.....	1,000.00	1,000.00
Relief Andrew M. Bailey Estate.....	285.00	285.00
Totals.....	\$4,988,213.59	\$4,867,462.06	\$114,530.30	\$6,221.23

STATEMENT OF LEDGER BALANCES (CREDIT)

Receipts, Disbursements and Transfers
For Biennial Period Ending November 29, 1924

Fund	Balance Dec. 1, 1922	Receipts	Transfers	Disbursements	Transfers	Balance Nov. 29, 1924
Adams Normal School Building.....	\$	\$	\$ 21,169.58	\$ 21,123.39	\$	\$ 46.19
Auto Theft Expense.....	483.58	9,529.26	9,433.37	579.47
Agricultural College.....	22,427.00	653,640.89	9,171.23	588,295.38	96,943.74
Agricultural College Permanent.....	317,360.14	32,519.03	18,961.00	330,918.17
Agricultural College Income.....	4,511.92	47,347.17	40,678.37	11,180.72
Agricultural College Cash.....	27,605.10	165,336.11	159,726.71	33,214.50
Agricultural College Building.....	41,928.37	277,867.00	303,908.66	15,886.71
Agricultural Experiment Station.....	21,627.04	207,284.28	2,908.62	215,337.44	16,482.50
Agricultural Federal Aid.....	99,811.05	86,138.67	13,672.38
Agricultural Vocational Education.....	1,810.73	13,531.19	13,271.39	2,070.53
Agricultural Vocational Industry.....
Agricultural Division of Marketing.....	14,345.10	40,369.20	54,714.30
Archaeology Historical and Nat. His. Society.....	30.69	7,225.60	5,077.76	2,178.53
Blind Benefit Commission.....	2,200.45	264,961.65	3,840.06	237,077.91	33,924.25
Boys' Industrial School.....	1,553.66	34,047.91	19,518.32	16,083.25
Brand Inspection.....	1,456.72	93,640.81	94,666.01	431.52
Colorado State Hospital.....	44,281.88	899,927.48	12,319.57	921,141.00	35,387.93
Colorado Industrial Workshop.....	17,124.85	10,121.61	7,003.24
Colorado Director of Markets.....	56,887.66	52,420.71	4,466.95
Colorado Rangers.....	305.90	10.00	315.90
Capitol Building.....	6,990.86	383,803.52	369,037.65	756,525.61	3,306.42
Capitol Office Building.....	9,031.06	365,681.51	5,120.07	364,000.00	15,832.64
Civil Service Commission.....	329.83	766.00	657.00	438.83
Casual Deficiency Certificates.....	5,353.13	5,353.13
Desert Land.....	611.23	4,013.50	781.83	3,842.90
Dependent Children's Home.....	2,172.13	3,540.26	3,241.27	2,471.12
Dependent Children's Home Trust.....	104.00	104.00
Defense Fund Insurrection Bonds, 1914.....	34.98	200.00	160.78	74.20
Defense Fund, National Defense Bonds 1917.....	19,498.96	4,077.74	663.01	22,913.69
Defense and Emergency.....	9,773.06	276.18	11.00	10,038.24
Division of Sanitary Engineering.....	1,200.00	1,000.00	200.00
Edbrooke Legacy Fund.....	5,031.49	2,139.92	5,624.07	1,547.34
Escheat.....	115,454.42	47,704.73	24,919.32	138,239.83
Educational Institutions, Buildings.....	913,440.66	12,782.62	926,223.28
Forest Reserve.....	75,860.60	197,026.38	272,639.75	247.23
Firemen's Pension.....	36,405.52	123,501.27	94,985.41	64,921.38
Farm Loan Interest.....	11,019.72	96,797.33	1,449.37	82,722.28	26,544.14
Fort Lewis School, Building.....	5,147.42	12,570.80	17,718.22
Fort Lewis, Cash.....	5,600.37	45,256.01	32,429.72	18,426.66
Fort Lewis School, Tax.....	13,613.82	135,738.23	1,906.80	145,483.61	5,775.24
Federal Power Act.....	37.61	37.61
Foreign Domestic Corporation Tax.....	24,972.67	390,898.79	10,078.15	376,635.00	29,158.31
*Gunnison Normal School.....	6,288.54	382,248.08	3,425.32	386,397.97	5,563.97
*Gunnison Normal School, Building.....	9,024.54	58,881.95	60,943.76	6,962.73
Game, Cash.....	66,431.74	411,438.67	358,254.96	119,615.45

AUDITOR OF THE STATE OF COLORADO

STATEMENT OF LEDGER BALANCES—(CREDIT)—Continued

Receipts, Disbursements and Transfers

For Biennial Period Ending November 29, 1924

Fund	Balance		Receipts	Transfers	Disbursements	Transfers	Balance
	Dec. 1, 1922						Nov. 29, 1924
Girls Industrial School.....	9,160.95		55,167.34		56,437.73		7,890.56
Gauging.....	7,004.27		9,149.27		8,610.39	7,004.27	538.88
Grand Junction Mental Defectives.....	3,942.55		3,497.69				7,440.24
Gasoline Tax.....	289,828.77		2,572,290.35		1,179,676.45	1,262,259.65	420,183.02
Geological Survey.....			2,141.79				2,141.79
General Revenue, Land Income.....			40.00				40.00
General Revenue, Land Permanent.....			5.40				5.40
General Revenue 1915 and prior.....			333.90			333.90	
General Revenue 1916.....			306.65	1,776.19		2,082.84	
General Revenue 1917.....			1,066.25	5,965.38		7,031.63	
General Revenue 1918.....			951.68	3,223.79		4,175.47	
General Revenue 1919.....			8,135.87	5,861.92	3.00	13,994.79	
General Revenue 1920.....			11,232.06	22,427.98	80.70	33,579.34	
General Revenue 1921.....	816.08		102,848.65	60,000.00	5,872.10	157,792.63	
General Revenue 1922.....	137,186.56		960,995.34	532,392.18	1,147,345.23	483,228.85	
General Revenue 1923.....			1,065,298.61	2,106,425.50	2,560,337.25	611,386.86	
General Revenue 1924.....			176,371.98	1,422,365.77	1,411,777.64		186,960.11
Insurance.....	6,362.81		1,113,865.15		81,057.47	1,033,501.27	5,669.22
Interest on Insurrection Bonds.....			113,002.59	1,578.66		114,581.25	
Interest on Funding Bonds 1910.....	42,348.00		110,291.30	1,532.36	113,784.00		40,387.66
Interest on Highway Bonds 1921.....	132,168.77		500,800.51	7,168.10	499,525.00		140,612.38
Interest on Insurrection Bonds 1909.....	21,904.47			49,976.58	57,490.55		14,890.50
Interest on Insurrection Bonds 1914.....	10,641.35		3.18	64,604.67	58,102.00		17,147.20
Interest on National Defense Bonds 1917.....	4,304.37			91,635.00	93,806.25		2,133.12
Interest on Delinquent Tax.....			178,415.98			178,415.98	
Interest on Deposit.....			259,719.87		38.37	259,681.50	
Insurance Special.....			48,432.59				48,432.59
Improvement Tax on State Property.....	2,299.13		46,126.20	640.00	47,339.25		1,726.08
Industrial Commission.....	617.10		1,911.20		754.72		1,773.58
Inheritance Tax.....			1,567,899.86		22,713.34	1,545,186.52	
Internal Improvement, Permanent.....	77.99		73,919.84		134.50	73,600.00	263.33
Internal Improvement Income.....	35.87		79,718.14		40.98	79,700.00	13.03
Land Commissioners, Cash.....	222.70		68,960.59		41,704.89		27,478.40
Mineral Land, Expense.....	1,712.56		21,449.20		6,317.53		16,844.23
Mineral Land, Survey.....	728.27						728.27
Mute and Blind.....	39,211.92		438,325.04	5,896.61	460,363.51		23,070.06
Mute and Blind Library.....	1,124.17		1,993.85		2,156.08		961.94
Minimum Wage for Teachers.....	9,376.01				3,825.03		5,550.98
Motor Vehicle, Expense.....	2,856.80		211.48	112,161.91	112,088.11		3,142.08
Motor Vehicle, License 1923-1924.....	12,022.67		2,380,271.78		1,174,478.42	1,204,358.42	13,457.61

Motor Vehicle, License 1925.....		52,641.21				52,641.21
Metal Mining	2,940.90	33,728.21		31,848.61		4,820.50
Military Tax.....	36,409.64	233,755.64	2,978.17	222,139.04		51,004.41
Mineral Leasing Act, U. S.....	1,479.45	20,933.95				22,413.40
Melon Inspection.....		13,586.69		13,272.82		313.87
Ore Buyers, Expense.....	517.83	1,500.00		1,500.00	517.83	
Plumbing Inspection.....	551.41	12,141.25		11,604.83		1,087.83
Penitentiary Administration, Building.....	20.38					20.38
Penitentiary Land, Permanent.....	4,943.93	1,101.34				6,045.27
Penitentiary Land, Income.....	8,121.20	2,793.29		115.00		10,799.49
Penitentiary Convict Labor.....	49.66	55,075.15		14,905.26		40,219.55
Public School, Permanent.....	7,233,648.78	723,921.68	20,775.34	30,172.46		7,948,173.34
Public School, Income.....	306,990.45	1,423,230.25	398,537.01	1,785,346.73		343,410.98
Public School, Income Bonds.....	455,000.00				305,000.00	150,000.00
Partition of Realty	317.36	296.68				614.04
Public Building, Permanent.....	4,702.12	1,518.88				6,221.00
Public Building, Income.....	4,257.87	1,485.88		38.25		5,705.50
Public Utilities Commission.....	2,066.48	1,567.81		1,288.36		2,345.93
Private Employment Agency.....	318.17	3,737.50		1,126.70		2,928.97
Predatory Animals.....	1,795.50	5,599.30		408.53		6,986.27
Reformatory	291.01	28,410.19		26,018.66		2,682.54
Saline Land, Permanent.....		510.43				510.43
Saline Land, Income.....	6,493.60	1,601.46		16.44		8,078.62
Sheppard-Towner Act	6,367.21	12,486.54		14,041.84		4,811.91
Stock Inspection.....	1,210.86	98,989.42	1,422.10	95,861.34		5,761.04
Stock Inspection, Stallion.....	4,427.36	1,908.00		1,094.65		5,240.71
State Board Barber Examiners.....	167.49	7,625.00		7,684.49		108.00
State Board Embalming Examiners.....	190.03	2,310.00		2,185.69		314.34
State Board Optometric Examiners.....	4.59	1,304.00		1,169.94		138.65
State Board Medical Examiners.....	293.48	11,935.00		10,906.93		1,321.55
State Board Nurse Examiners.....	3,094.07	6,090.00		6,822.99		2,361.08
State Board Dental Examiners.....	28.80	2,926.10		2,498.70		456.20
State Board Architect Examiners.....	963.54	2,654.53		3,546.97		71.15
State Board Pharmacy Examiners.....	6,182.14	8,995.00		7,800.86		7,376.28
State Board Engineers Examiners.....	15,730.97	6,571.05		18,998.76		3,303.26
State Board Immigration.....	185.91	169.25		352.46		2.70
State Board Health, V. D. Control.....	502.98	2,111.08		2,391.84		222.22
State Board Architect, Surplus.....	5,400.00					5,400.00
Scalp Bounty.....	243.57					243.57
Superintendent Public Instruction, Certification.....		13,872.45		8,364.83		5,507.62
Soldiers and Sailors' Home.....	515.02	26,490.00		20,136.35		6,868.67
State Normal Institute.....	2,520.10	10,032.10		10,929.20		1,623.00
Supreme Court Library.....	2,829.80	15,130.00		8,220.74		9,739.06
State Home Mental Defectives.....	618.51	7,764.70		2,300.02		6,083.19
State Oil Inspectors.....		184,065.68		72,418.58	111,647.10	
State Fair Tax	906.40	30,440.15	425.81	29,109.37		2,662.99
Sinking Fund Bonds 1897.....	3,078.60	345.48		2.00		3,422.08
Sinking Fund Bond 1909.....	633.48	170,613.66	2,893.79	167,702.05		6,438.88
Sinking Fund Bond 1910.....	2,892.21	100,388.41	1,408.02	100,000.00		4,688.64
Sinking Fund Bond 1917.....			285,000.00	260,000.00		25,000.00

STATEMENT OF LEDGER BALANCES—(CREDIT)—Continued

Receipts, Disbursements and Transfers

For Biennial Period Ending November 29, 1924

48

Fund	Balance Dec. 1, 1922	Receipts	Transfers	Disbursements	Transfers	Balance Nov. 29, 1924
State Compensation Insurance.....	1,292,954.27	751,779.07	100,000.00	477,389.14		1,667,344.20
State Compensation Interest.....	36,971.46	126,635.48	3,008.97	61,718.11	100,000.00	4,897.80
State Road.....	746,012.40	5,593,696.30	1,937,872.27	6,770,832.13		1,506,748.84
State Highway Tax.....	9,079.37	2,224.35				11,303.72
State Highway Bonds, Act 1921.....	2,177,053.52			2,147,294.15		29,759.37
State Highway Bonds, Act 1923.....		3,000,000.00		2,498,579.50		501,420.50
State Highway Redemption.....		81,173.52	600,922.26	576,000.00		106,095.78
School of Mines.....	29,966.97	498,133.03	5,671.76	527,599.87		6,171.89
Securities Act.....		6,260.00		6,200.00		60.00
State Teachers College.....	45,504.80	1,052,602.30	9,171.23	995,169.59		112,108.74
State Teachers College, Building.....	48,644.20		185,244.66	232,846.63		1,042.23
State Coal Mine Inspection.....	7,230.63	66,380.37		66,122.42		7,488.58
School Fund, Reimbursement.....		8,888.60	150.47	5,600.00	3,263.71	175.36
State Fair, Cash.....		10,222.79		9,000.00		1,222.79
University.....	14,974.63	1,300,725.96	18,248.80	1,333,949.39		
University Land, Permanent.....	79,678.89	2,159.60				81,838.49
University Land, Income.....	1,476.69	7,626.44		9,090.29		12.84
University Building.....	19,336.00		370,489.29	389,825.29		
University Medical School.....	15,921.60	331,880.61	3,903.40	351,705.61		
University Medical and Nurses' Training School.....		68,213.72	1,157.51	69,371.23		
Totals.....	\$14,321,340.80	\$34,257,587.02	\$ 9,360,865.37	\$33,673,662.57	\$ 9,360,865.37	\$14,905,265.25

BIENNIAL REPORT

MONTHLY STATEMENT OF DISBURSEMENTS OF VARIOUS FUNDS

December 1, 1922, to November 30, 1923, Inclusive

Month	No. of Warrants	Cash	Compensation	Capt. Bldg.	1922 Rev.	1923 Rev.	1924 Rev.	Defense and Emergency	Certificate of Indebtedness	Total
December	4,887	\$ 1,162,328.91	\$ 20,921.14	\$	\$ 171.00	\$ 30,563.26				\$ 1,213,984.31
January	3,122	1,546,425.31	18,237.39		9,352.16	89,208.54				1,663,223.40
February	3,745	717,051.57	16,799.25	39,780.72	12,101.10	279,560.77				1,065,293.41
March	4,246	878,514.78	19,877.42	8,977.28	1,267.02	264,052.43				1,172,688.93
April	2,785	925,902.37	15,900.55	166.70	10,827.06	124,874.09				1,077,670.77
May	4,517	931,322.15	18,422.91	35,841.12	1,681.35	314,462.99				1,301,730.52
June	3,739	937,833.21	17,459.72	9,973.75	1,139.14	207,749.50				1,174,155.32
July	3,828	1,377,861.31	15,717.70	9,577.12	1,306.63	226,061.74				1,630,524.50
August	3,960	1,013,918.67	19,938.20	10,218.71	2,263.67	377,678.89				1,424,018.14
September	3,660	1,028,489.33	19,418.70	10,466.75	423.31	206,787.69				1,265,585.78
October	3,997	1,038,282.89	15,748.41	9,090.63		218,261.50				1,281,383.43
November	3,923	866,000.15	19,699.19	11,186.18		189,342.13				1,086,127.65
Total	46,409	\$12,423,930.65	\$218,140.58	\$145,278.96	\$40,532.44	\$2,528,603.53				\$15,356,486.16

December 1, 1923, to November 30, 1924, Inclusive

Month	No. of Warrants	Cash	Compensation	Capt. Bldg.	1922 Rev.	1923 Rev.	1924 Rev.	Defense and Emergency	Certificate of Indebtedness	Total
December	3,766	\$ 877,072.65	\$ 21,369.94	\$ 11,825.97		\$ 22,821.85	\$ 184,421.43			\$ 1,117,511.84
January	3,997	1,537,320.12	22,276.90	10,664.94		337.13	210,973.45			1,781,572.54
February	3,874	829,135.98	20,981.29	9,762.57		69.88	186,306.06			1,046,255.78
March	3,613	784,818.28	25,570.25	9,477.45			167,420.27			987,286.25
April	3,564	750,974.18	19,171.25	11,219.99		109.03	194,170.29			975,644.74
May	3,830	811,727.82	18,927.16	10,214.86			165,243.92			1,006,113.76
June	3,597	874,175.17	20,850.60	10,711.38			172,065.15	11.00		1,077,813.30
July	4,047	1,984,930.82	21,626.82	9,935.85			187,151.29			2,203,644.78
August	3,554	1,176,322.27	23,070.77	10,774.78			158,618.43			1,368,786.25
September	3,620	1,071,293.87	19,241.10	10,194.15			151,283.28			1,252,012.40
October	4,163	1,208,675.72	20,801.08	13,964.74			184,419.72			1,427,861.26
November	4,637	1,036,865.49	25,535.00	19,531.16			353,447.35		15,020.04	1,450,399.04
Total 1924	46,262	\$12,943,312.37	\$259,422.16	\$138,277.84		\$ 23,337.89	\$2,315,520.64	\$11.00	\$15,020.04	\$15,694,901.94
Total 1923	46,409	12,423,930.65	218,140.58	145,278.96	40,532.44	2,528,603.53				15,356,486.16
Less Canceled Warrants		919.57	86.80							1,006.37
Total 1923 and 1924	92,671	\$25,366,323.45	\$477,475.94	\$283,556.80	\$40,532.44	\$2,551,941.42	\$2,315,520.64	\$11.00	\$15,020.04	\$31,050,381.73

STATE OWNED AUTOMOBILES
1924

Department	Ford	Dodge	Buick	Essex	Gardner	Cadillac	Chevrolet	Hup	Nash	Packard	Miscellaneous	Trucks	Trailers	Cost Price
Coal Mine Inspection.....	2	2	1	\$ 5,566.72
Game and Fish.....	..	2	1	6	..	13,180.41
Inheritance Tax.....	..	2	1	3,410.00
Oil Inspection.....	1	..	1	..	1	2,253.00
Motor Vehicle.....	3	3,825.00
Bureau of Mines.....	..	1	1,030.00
Colorado Tax Commission.....	1	1,150.00
Boiler Inspector	3	2,119.62
Land Board.....	1	1,700.00
Board of Health, Pure Food....	1	1,595.00
Adult Blind.....	1	505.94
Child and Animal.....	1	1	1,047.98
State Engineer.....	5	3	1	6,233.42
Industrial Commission.....	1	811.25
Military	1	2	..	1,350.00
Law Enforcement.....	2	2,150.00
Geological Survey.....	2	1	1,573.36
Girls' Industrial School.....	1	1	1,670.00
Melon Inspection.....	1	1,350.00
Fort Lewis School.....	1	768.53
State Teachers College.....	1	..	1	2,600.00
Mental Def., Grand Junction....	1	1	..	1,699.95
Soldiers and Sailors' Home.....	..	1	1	1	..	4,340.00
University of Colorado.....	2	2	1	..	3,070.70
Penitentiary	1	3	3	7,607.95
State Hospital.....	1	1	6,076.00
*State Highway	2	1	1	1	3	..	27,413.08
Industrial School Boys.....	2	1	1	..	3,606.00
Mute and Blind.....	1	2	..	2,991.00
Agricultural College.....	2	1	1	2	2	5,216.41
Mental Defectives, Ridge.....	1	900.00
State Reformatory.....	1	1	1	..	4,690.00
Dependent Children's Home.....	1	1	..	3,414.00
	27	11	6	6	4	3	3	2	3	2	9	24	5	\$126,915.32

*State Highway trucks, trailers and automobiles used on state highways and not included in above tabulation amounts to \$136,500.00 or a total of all state-owned motor equipment \$263,445.00.

It will be noticed that the valuation of all automobiles reported is based on cost price, excepting the Highway Department equipment, where reasonable depreciation has been allowed by that department.

INSURANCE OF STATE PROPERTY

1919 to 1924

Department	1919-1920 Total	Total	Premium
Agricultural College	\$ 475,175.00	\$ 1,249,520.00	\$ 19,472.48
Adams Normal School.....	52,500.00	Not stated
Cheyenne Wells Sub-Station.....	800.00
Coal Mine Inspector.....	4,485.00	1,950.00	32.47
Capitol Managers	575,000.00	2,150,000.00	19,462.49
Deaf and Blind.....	436,825.00	482,000.00	5,177.25
Dependent Children's Home.....	137,380.00	162,600.00	2,762.27
Fort Lewis School.....	97,000.00	162,300.00	2,729.93
Game and Fish.....	26,400.00	51,120.00	966.53
Industrial School, Boys.....	104,050.00	252,100.00	4,091.41
Industrial School, Girls.....	169,200.00	172,000.00	5,145.06
Land Board	1,845.00	1,600.00	64.32
Mental Defectives, Grand Junction.....	161,000.00	189,180.00	3,659.83
Mental Defectives, Ridge.....	124,000.00	104,900.00	2,009.61
Military Department	169,300.00	460,490.00	6,737.65
Penitentiary	No Insurance
Reformatory	27,200.00	26,300.00	619.55
State Hospital, Pueblo.....	1,026,775.00	1,398,450.00	21,039.97
State Teachers' College	508,800.00	753,100.00	11,896.45
State Highway	29,700.00	113,800.00	2,019.86
State Fair	27,200.00	56,300.00	852.37
Soldiers and Sailors.....	127,200.00	123,455.00	3,378.04
School of Mines.....	294,800.00	467,400.00	8,736.87
University of Colorado.....	433,950.00	2,271,425.00	23,400.30
Western State College.....	70,510.00	146,500.00	2,542.92
Workshop for Blind.....	26,500.00	26,500.00	384.09
	\$5,055,095.00	\$10,875,490.00	*\$147,181.72

* Premium is based on a period of time extending from one to three and five years. Blanket policies in some cases cover buildings and contents.

STATEMENT OF DELINQUENT TAXES DUE AND RECEIPTS
From December 31, 1922, to November 30, 1924

County	Received Interest on Delinquent Tax	Due Dec. 1 1922 And Prior	Due 1922 Levy	Due 1923 Levy	*Total Due	Total Receipts	Total Balance Due	1917 and Prior Balance Due	1918 Balance Due	1919 Balance Due	1920 Balance Due	1921 Balance Due	1922 Balance Due	1923 Balance Due
Adams	747.77	\$ 16,243.64	\$ 146,853.39	\$ 127,672.73	\$ 290,769.76	\$ 258,707.83	\$ 41,222.95	\$ 681.48	\$ 1,992.44	\$ 3,079.82	\$ 3,883.56	\$ 7,299.20	\$ 5,670.94	\$ 19,296.99
Alamosa	2,124.57	13,200.29	41,899.21	36,290.71	91,390.21	71,930.33	19,459.88	642.21	2,382.42	850.48	2,274.24	2,513.44	10,115.61	9,670.93
Arapahoe	1,677.83	10,946.51	92,478.69	81,929.36	185,354.56	164,311.37	21,043.19	2,905.03	1,106.62	1,928.12	1,528.12	2,504.31	1,426.02	9,670.93
Archuleta		4,191.42	21,522.61	18,476.66	44,190.69	38,154.24	6,036.45			2,796.14	189.02	547.14	540.41	1,963.74
Baca	2,847.63	1,807.07	47,815.45	41,127.50	90,750.02	77,752.41	12,997.61	342.44	61.61	1,277.09			1,208.87	10,107.60
Bent	1,827.96	10,790.12	64,428.34	54,806.64	130,025.10	112,579.43	17,445.67	2,131.01	129.43	3,171.73	960.74	1,042.90	1,291.40	8,718.46
Boulder	1,621.49	14,590.62	208,583.24	183,797.56	406,971.42	380,128.75	26,842.67	2,161.12	1,723.89	3,484.69	3,691.19	2,202.94	4,788.53	8,790.31
Chaffee	618.86	10,891.82	48,149.88	41,528.27	100,569.97	83,293.77	17,276.20				4,860.80	3,684.50	3,250.81	5,480.09
Cheyenne	2,257.54	3,423.15	32,497.74	78,103.75	174,024.64	159,927.42	14,097.22	1,011.67	382.65	364.41			909.65	11,428.84
Clear Creek	696.81	13,149.56	24,768.48	21,747.53	59,665.57	41,247.87	18,417.70	3,007.22	1,092.60	1,795.82	2,328.61	1,704.52	3,677.40	4,811.53
Conejos	3,060.58	22,435.97	38,833.97	34,259.83	95,529.77	70,965.14	24,564.63		4,013.36	2,060.97	2,661.55	2,485.90	3,693.24	9,649.61
Costilla	676.07	32,267.59	25,970.17	22,269.89	55,507.65	24,650.06	55,857.59	7,184.39	4,705.96	3,004.69	5,184.53	9,062.95	12,797.36	13,917.71
Crowley	1,489.53	5,614.29	52,286.90	37,522.26	95,423.45	84,736.11	10,687.34	1,099.51	639.04	643.72	1,004.04	1,453.74		5,847.29
Custer	373.60	3,234.42	13,858.05	12,230.02	29,322.49	24,414.97	4,907.52	488.43	296.86	500.45	409.68	948.33	776.16	1,487.61
Delta	1,864.13	5,227.09	77,721.26	66,845.77	149,794.12	133,829.52	15,964.60	219.39		787.64	1,531.09	1,491.81	1,112.59	10,822.08
Denver	10,520.39	144,972.04	1,689,162.33	1,525,508.14	3,359,642.51	3,102,923.91	256,718.60	24,688.38	14,550.42	19,112.71	30,202.98	41,542.54	42,896.82	83,724.75
Dolores	671.59	6,040.32	7,325.60	6,858.75	20,224.67	9,080.42	11,144.25	1,420.15	1,386.05	1,144.25	1,533.49	459.92	2,161.76	3,885.08
Douglas	375.32	7,736.77	51,591.30	45,448.21	104,776.28	94,022.77	10,753.49	1,864.77	866.65	236.25	626.94	2,109.51	1,085.55	3,963.82
Eagle	960.75	7,765.27	30,187.54	25,746.43	63,699.24	51,015.01	12,684.23	878.30	1,204.08			2,170.98	2,783.98	5,646.89
Elbert	1,493.70	2,153.25	85,217.67	73,876.16	161,247.08	156,298.02	4,949.06			804.92	370.83	754.22	593.83	2,425.26
El Paso	2,799.78	9,776.34	311,906.73	275,322.95	597,006.02	574,082.44	22,923.58	1,467.18	1,250.81	1,434.05	1,585.34	2,367.76	2,115.46	12,702.98
Fremont	835.65	5,054.99	84,802.17	84,802.17	184,731.07	175,033.64	9,697.43					4,214.16	1,818.11	3,665.16
Garfield	861.45	7,444.68	77,479.85	68,665.63	153,590.16	135,819.89	17,770.27					6,896.14	2,316.44	8,557.69
Gilpin	110.68	16,014.00	12,504.43	11,085.43	39,603.86	17,087.13	22,516.73	3,029.98	2,515.55	2,241.35	1,923.61	3,238.63	5,193.70	5,193.70
Grand	449.76	7,319.05	21,343.68	18,374.52	47,037.25	34,785.80	12,251.45	823.57	2,172.43	775.59	1,288.19	938.91	2,418.52	3,834.24
Gunnison	2,057.95	51,461.66	71,119.13	62,899.82	185,480.61	124,860.92	60,619.69					44,745.53	6,721.26	9,152.90
Hinsdale	172.52	4,422.16	4,282.33	3,664.64	12,283.53	5,939.62	6,343.91	923.14	505.58	694.70	767.78	980.33	893.65	1,578.73
Huerfano	9.85	4,234.64	70,558.71	62,428.15	137,221.50	125,412.22	11,809.28	714.57	255.18	625.71	1,502.12	437.73	1,567.57	6,706.40
Jackson	1,246.09	4,030.44	18,977.82	16,655.42	39,663.68	34,671.35	4,992.33	152.12	64.50	326.50	61.91	751.25	532.19	3,103.86
Jefferson	1,915.37	6,779.30	107,887.05	94,942.30	209,608.65	194,911.02	14,697.63	1,929.29	1,394.06	706.73	1,156.11	1,293.82	2,331.13	5,886.49
Kiowa	2,325.08	45,363.91	67,557.14	56,599.26	169,520.31	113,425.76	56,094.55	1,093.13	5,120.32	36,110.11	1,382.95	208.74	859.11	11,320.19
Kit Carson	2,776.83	14,645.32	134,061.88	106,965.54	255,672.74	224,498.36	31,174.38	3,964.72	2,535.72	1,907.52	981.36	3,092.91	3,638.81	15,053.72
Lake	375.38	6,317.12	36,902.68	31,782.69	75,002.49	62,414.74	12,587.75					2,552.18	2,284.16	4,672.91
La Plata	1,482.50	6,374.85	68,125.19	59,250.22	133,750.26	121,485.50	12,264.76		2,082.07	922.76	1,221.28	1,564.44	5,498.29	5,498.29
Larimer	2,435.55	6,814.84	234,313.97	204,513.38	445,642.19	430,112.27	15,529.92	1,433.41	633.53	182.70	881.82	1,353.37	2,537.93	8,507.16
Las Animas	3,125.25	32,185.82	195,636.83	171,262.63	399,085.28	339,018.68	60,066.60	5,427.34	4,212.90	4,846.48	5,239.81	9,067.37	9,329.84	21,942.86
Lincoln	4,081.83	17,355.34	104,808.91	92,151.50	214,315.75	180,344.95	33,970.80	670.53	832.25	1,692.35	2,306.15	2,560.24	4,844.90	21,064.38
Logan	6,372.83	33,811.17	188,818.87	158,152.51	380,782.55	320,428.28	60,354.27	2,499.99	1,875.35	2,570.42	8,333.86	9,639.88	8,206.22	27,228.55
Mesa	3,870.88	25,678.04	132,186.21	116,419.46	274,283.71	227,410.23	46,873.48	3,056.47	2,871.30	3,262.29	4,456.31	7,911.26	6,266.22	19,049.63
Mineral		3,129.06	14,979.08	5,372.84	14,980.98	10,938.59	4,042.39	342.41	491.34	568.59	506.98	817.18	514.02	801.87
Moffat	2,792.22	19,400.20	29,570.69	24,292.84	73,263.73	50,985.52	22,278.21	567.59	229.82	8,531.66	1,761.98	2,677.99	1,900.14	6,609.03
Monteuma	1,743.78	10,077.99	27,846.45	24,801.78	62,726.22	47,860.05	14,866.17	1,501.81	919.64	1,082.39	964.96	1,347.50	1,527.89	7,521.98
Montrose	2,881.11	21,826.24	72,719.88	56,437.78	150,983.90	122,874.38	28,109.52	632.03	753.16	1,879.76	3,661.84	5,105.38	3,420.07	12,657.28
Morgan	1,191.87	3,939.25	131,279.19	113,647.89	248,866.33	234,515.25	14,351.08	1,114.35		51.82	426.57	578.26	4,118.29	8,061.79
Otero	2,103.97	20,633.10	148,589.29	132,451.96	301,674.35	265,957.89	35,716.46	4,375.39	2,745.76	3,157.30	3,558.25	4,868.15	4,640.62	12,369.99
Ouray	639.04	9,512.13	20,307.79	17,825.88	47,645.80	32,245.86	15,399.94	2,682.66	878.55	1,118.20	2,208.99	757.43	2,154.04	5,600.07
Park	459.67	5,325.75	39,981.69	34,720.39	80,027.83	67,130.37	12,897.46	927.89	271.66	1,298.83	1,341.59	1,320.58	2,426.96	5,309.95
Phillips	3,339.66	7,777.66	78,404.70	67,935.92	154,118.28	139,334.05	14,784.23	5,114.22		29.00		987.48	1,071.45	7,582.08
Pitkin	704.95	15,350.13	21,199.85	18,172.71	54,722.69	33,203.38	21,519.31	2,931.09	2,002.93	2,240.20	2,201.86	3,625.11	3,448.10	5,070.02
Prowers	2,844.68	13,453.39	103,955.96	91,004.10	208,413.45	177,691.61	30,721.84	4,644.20	1,109.80	1,697.79	1,975.47	2,400.21	629.20	18,265.17
Pueblo	4,003.19	58,971.35	322,013.68	285,779.19	666,764.22	585,118.69	81,645.53	40,073.03			4,757.74	8,834.40	8,326.52	19,653.84
Rio Blanco	813.06	1,663.74	24,745.35	20,231.13	46,640.22	42,056.92	4,583.30	64.23	169.78	132.73	350.59	459.43	27.11	3,379.43
Rio Grande	2,517.88	15,712.99	51,718.46	45,151.77	112,583.22	87,401.16	25,182.06			1,296.44	318.82	1,443.41	6,986.48	15,136.91
Routt	2,572.86	28,305.24	70,637.85	58,591.41	157,534.50	110,580.81	46,953.69					22,005.50	6,897.11	18,051.08
Saguache	3,258.16	26,701.71	51,483.64	44,537.61	122,722.96	92,177.73	30,545.23	6,823.41	1,216.34	1,985.46	499.93	4,064.06	5,890.20	10,065.83
San Juan	462.33	12,456.54	15,329.22	12,811.74	40,597.50	25,479.29	15,118.21	2,426.35	931.26	1,664.66	2,573.03	2,593.13	1,996.06	2,933.72
San Miguel	693.92	3,494.75	35,726.50	30,278.41	69,499.66	54,468.29	15,031.37			528.91	1,170.30	135.85	3,756.53	9,439.77
Sedgwick	1,705.10	6,222.22	50,714.21	43,835.83	100,772.26	87,451.52	13,320.74	588.36	1,052.20	764.56	1,182.27	1,964.09	1,650.02	6,119.24
Summit														

STATEMENT OF DELINQUENT TAXES DUE AND RECEIPTS
From December 31, 1922, to November 30, 1924

County	Received Interest on Delinquent Tax	Due Dec. 1 1922 And Prior	Due 1922 Levy	Due 1923 Levy	*Total Due	Total Receipts	Total Balance Due	1917 and Prior Balance Due	1918 Balance Due	1919 Balance Due	1920 Balance Due	1921 Balance Due	1922 Balance Due	1923 Balance Due
Adams	747.77	16,243.64	146,853.39	127,672.73	290,769.76	258,707.83	41,222.95		1,992.44	3,079.82	3,883.56	7,299.20	5,670.94	19,296.99
Alamosa	2,124.57	13,200.29	41,899.21	36,290.71	91,390.21	71,930.33	19,459.88	681.48	642.21	2,382.42	850.48	2,274.24	2,513.44	10,115.61
Arapahoe	1,677.83	10,946.51	92,478.69	81,929.36	185,354.56	164,311.37	21,043.19	2,905.03	1,106.62	1,902.16	1,528.12	2,504.31	1,426.02	9,670.93
Archuleta		4,191.42	21,522.61	18,476.66	44,190.69	38,154.24	6,036.45			2,796.14	189.02	547.14	540.41	1,963.74
Baca	2,847.63	1,807.07	47,815.45	41,127.50	90,750.02	77,752.41	12,997.61	342.44	61.61	1,277.09			1,208.87	10,107.60
Bent	1,827.96	10,790.12	64,428.34	54,806.64	130,025.10	112,579.43	17,445.67	2,131.01	129.43	3,171.73	960.74	1,042.90	1,291.40	8,718.46
Boulder	1,621.49	14,590.62	208,583.24	183,797.56	406,971.42	380,128.75	26,842.67	2,161.12	1,723.89	3,484.69	3,691.19	2,202.94	4,788.53	8,790.31
Chaffee	618.86	10,891.82	48,149.88	41,528.27	100,569.97	83,293.77	17,276.20				4,860.80	3,684.50	3,250.81	5,480.09
Cheyenne	2,257.54	3,423.15	92,497.74	78,103.75	174,024.64	159,927.42	14,097.22	1,011.67	382.65	364.41			909.65	11,428.84
Clear Creek	696.81	13,149.56	24,768.48	21,747.53	59,665.57	41,247.87	18,417.70	3,007.22	1,092.60	1,795.82	2,328.61	1,704.52	3,677.40	4,811.53
Conejos	3,060.58	22,435.97	38,833.97	34,259.83	95,529.77	70,965.14	24,564.63		4,013.36	2,060.97	2,661.55	2,485.90	3,693.24	9,649.61
Costilla	676.07	32,267.59	25,970.17	22,269.89	80,507.65	24,650.06	55,857.59	7,184.39	4,705.96	3,004.69	5,184.53	9,062.95	12,797.36	3,197.71
Crowley	1,489.53	5,614.29	52,286.90	37,522.26	95,423.45	84,736.11	10,687.34	1,099.51	639.04	843.72	1,004.04	1,453.74		5,847.29
Custer	373.60	3,234.42	12,858.05	12,230.02	29,322.49	24,414.97	4,907.52	488.43	296.86	500.45	409.68	948.33	776.16	1,487.61
Delta	1,864.13	5,227.09	77,721.26	66,845.77	149,794.12	133,829.52	15,964.60	219.39		787.64	1,531.09	1,491.81	1,112.59	10,822.08
Denver	10,520.39	144,972.04	1,689,162.33	1,525,508.14	3,359,642.51	3,102,923.91	256,718.60	24,688.38	14,550.42	19,112.71	30,202.98	41,542.54	42,896.82	83,724.75
Dolores	671.59	6,040.32	7,325.60	6,858.75	20,224.67	9,080.42	11,144.25	1,420.15	297.80	1,386.05	1,533.49	459.92	2,161.76	3,885.08
Douglas	375.32	7,736.77	51,591.30	45,448.21	104,776.28	94,022.79	10,753.49	1,864.77	236.25	626.94	2,109.51	1,085.55	3,963.82	3,963.82
Eagle	960.75	7,765.27	30,187.54	25,746.43	63,699.24	51,015.01	12,684.23	878.30	1,204.08			2,170.98	2,733.98	5,646.89
Elbert	1,493.70	2,153.25	85,217.67	73,876.16	161,247.08	156,298.02	4,949.06			804.92	370.83	754.22	593.83	2,425.26
El Paso	2,799.78	9,776.34	311,906.73	275,322.95	597,006.02	574,082.44	22,923.58	1,467.18	1,250.81	1,434.05	1,585.34	2,367.76	2,115.46	12,702.98
Fremont	835.65	5,054.99	94,873.91	84,802.17	184,731.07	175,033.64	9,697.43						4,214.16	6,665.16
Garfield	861.45	7,444.68	77,479.85	68,665.63	153,590.16	135,819.89	17,770.27	3,029.98	2,515.55	2,241.35	1,923.61	6,896.14	2,316.44	8,557.69
Gilpin	110.68	16,014.00	11,085.43	11,085.43	39,603.86	17,087.13	22,516.73	823.57				3,368.91	3,238.63	5,198.70
Grand	449.76	7,319.05	21,343.68	18,374.52	47,037.25	34,785.80	12,251.45		2,172.43	775.59	1,288.19	938.91	2,418.52	3,834.24
Gunnison	2,057.95	51,461.66	71,119.13	62,899.82	185,480.61	124,860.92	60,619.69					44,745.53	6,721.26	9,152.90
Hinsdale	172.52	4,422.16	4,196.73	3,664.64	12,283.53	5,939.62	6,343.91	923.14	505.58	694.70	767.78	980.33	893.65	1,578.73
Huerfano	9.85	4,234.64	70,558.71	62,428.15	137,221.50	125,412.22	11,809.28	714.57	255.18	625.71	1,502.12	437.73	1,567.57	6,706.40
Jackson	1,246.09	4,030.44	18,977.82	16,655.42	39,663.68	34,671.35	4,992.33	152.12	64.50	326.50	61.91	1,512.25	325.19	3,103.86
Jefferson	1,915.37	6,779.30	107,887.05	94,942.30	209,608.65	194,911.02	14,697.63	1,929.29	1,394.06	706.73	1,156.11	1,293.82	2,331.13	5,886.49
Kiowa	2,325.08	45,363.91	67,557.14	56,599.26	169,520.31	113,425.76	56,094.55	1,093.13	5,120.32	36,110.11	1,382.95	208.74	859.11	11,320.19
Kit Carson	1,776.83	14,645.32	134,061.88	106,965.32	255,672.74	224,498.36	31,174.38	3,964.72	2,535.72	1,907.52	981.36	3,092.91	3,638.81	15,053.72
Lake	375.38	6,317.12	36,902.68	31,782.69	75,002.49	62,414.74	12,587.75				3,078.50	2,552.18	2,284.16	4,672.91
La Plata	1,482.50	6,374.85	68,125.19	59,250.22	133,750.26	121,485.50	12,264.76		2,082.07	922.76	1,221.28	975.92	1,564.44	5,498.29
Larimer	2,435.55	6,814.84	234,313.97	204,513.38	445,642.19	430,112.27	15,529.92	1,433.41	633.53	182.70	881.82	1,353.37	2,537.93	8,507.16
Las Animas	3,125.25	32,185.82	195,636.83	171,262.63	399,085.25	339,018.68	60,066.60	5,427.34	4,212.90	4,846.48	5,239.81	9,067.37	9,329.84	21,942.86
Lincoln	4,081.83	17,355.34	104,808.91	92,151.50	214,315.75	180,344.95	33,970.80	670.53	832.25	1,692.35	2,306.15	2,560.24	4,844.90	21,064.38
Logan	6,372.83	33,811.17	188,818.87	158,152.51	380,782.55	320,428.28	60,354.27	2,499.99	1,875.35	2,570.42	8,333.86	9,639.88	8,206.22	27,228.55
Mesa	3,870.88	25,678.04	132,186.21	116,419.46	274,283.71	227,410.23	46,873.48	3,056.47	2,871.30	3,262.29	4,456.31	7,911.26	6,266.22	19,049.63
Mineral		3,129.06	6,479.08	5,372.84	14,980.98	10,938.59	4,042.39	342.41	491.34	568.59	506.98	817.18	514.02	801.87
Moffat	2,792.22	19,400.20	29,570.69	24,292.84	73,263.73	50,985.52	22,278.21	567.59	229.82	8,531.66	1,761.98	2,677.99	1,900.14	6,609.03
Monteuma	1,743.78	10,077.99	27,846.45	24,801.78	62,726.22	47,860.65	14,866.17	1,501.81	919.64	1,082.39	964.96	1,347.50	1,527.89	7,521.98
Montrose	2,881.11	21,826.24	72,719.88	56,437.78	150,983.90	122,874.38	28,109.52	632.03	753.16	1,879.76	3,661.84	5,105.38	3,420.07	12,657.28
Morgan	1,191.87	3,939.25	131,279.19	113,647.89	248,866.33	234,515.25	14,351.08	1,114.35		51.82	426.57	578.26	4,118.29	8,061.79
Otero	2,103.97	20,633.10	148,589.29	132,451.96	301,674.35	265,957.89	35,716.46	4,375.39	2,745.76	3,157.30	3,558.25	4,868.15	4,640.62	12,369.99
Ouray	639.04	9,512.13	20,307.79	17,825.88	47,645.80	32,245.86	15,399.94	2,682.66	878.55	1,118.20	2,208.99	757.43	2,154.04	5,600.07
Park	459.67	5,325.75	39,981.69	34,720.39	80,027.83	67,130.37	12,897.46	927.89	271.66	1,298.83	1,341.59	1,320.53	2,426.96	5,309.95
Phillips	3,339.66	7,777.66	78,404.70	67,935.92	154,118.28	139,334.05	14,784.23	5,114.22				987.48	1,071.45	7,582.08
Pitkin	704.95	15,350.13	21,199.85	18,172.71	54,722.69	33,203.38	21,519.31	2,931.09	2,002.93	2,240.20	2,201.86	3,625.11	3,448.10	5,070.02
Prowers	2,844.68	13,453.39	103,955.96	91,004.10	208,413.45	177,691.61	30,721.84	4,644.20	1,109.80	1,697.79	1,975.47	2,400.21	629.20	18,265.17
Pueblo	4,003.19	58,971.35	322,013.68	285,779.19	666,764.22	585,118.69	81,645.53	40,073.03			4,757.74	8,834.40	8,326.52	19,653.84
Rio Blanco	813.06	1,663.74	24,745.35	20,231.13	46,640.22	42,056.92	4,583.30	64.23	169.78	132.73	350.59	459.43	27.11	3,379.43
Rio Grande	2,517.88	15,712.99	51,718.46	45,151.77	112,583.22	87,401.16	25,182.06		1,296.44		318.82	1,443.41	6,986.48	15,136.91
Routt	2,572.86	28,305.24	70,637.85	58,591.41	157,534.50	110,580.81	46,953.69					22,005.50	6,897.11	18,051.08
Saguache	3,258.16	26,701.71	51,483.64	44,537.61	122,722.96	92,177.73	30,545.23	6,823.41	1,216.34	1,985.46	499.93	4,064.06	5,890.20	10,065.83
San Juan	462.33	12,456.54	15,329.22	12,811.74	40,597.50	25,479.29	15,118.21	2,426.35	931.26	1,664.66	2,573.03	2,593.13	1,996.06	2,933.72
San Miguel	693.92	3,494.75	35,726.50	30,278.41	69,499.66	54,468.29	15,031.37			528.91	1,170.30	135.85	3,756.53	9,439.77
Sedgwick	1,705.10	6,222.22	43,835.83	100,774.21	100,774.21	87,451.52	13,320.74	588.36	1,052.20	764.56	1,182.27	1,964.09	1,650.52	6,119.24
Summit	371.34	29,144.82	2											

RECEIPTS AND PAYMENTS OF THE
TREASURY DEPARTMENT

DATE	DESCRIPTION	AMOUNT	CHECK NO.	REMARKS
1890				
1891				
1892				
1893				
1894				
1895				
1896				
1897				
1898				
1899				
1900				
1901				
1902				
1903				
1904				
1905				
1906				
1907				
1908				
1909				
1910				
1911				
1912				
1913				
1914				
1915				
1916				
1917				
1918				
1919				
1920				
1921				
1922				
1923				
1924				
1925				
1926				
1927				
1928				
1929				
1930				
1931				
1932				
1933				
1934				
1935				
1936				
1937				
1938				
1939				
1940				
1941				
1942				
1943				
1944				
1945				
1946				
1947				
1948				
1949				
1950				
1951				
1952				
1953				
1954				
1955				
1956				
1957				
1958				
1959				
1960				
1961				
1962				
1963				
1964				
1965				
1966				
1967				
1968				
1969				
1970				
1971				
1972				
1973				
1974				
1975				
1976				
1977				
1978				
1979				
1980				
1981				
1982				
1983				
1984				
1985				
1986				
1987				
1988				
1989				
1990				
1991				
1992				
1993				
1994				
1995				
1996				
1997				
1998				
1999				
2000				
2001				
2002				
2003				
2004				
2005				
2006				
2007				
2008				
2009				
2010				
2011				
2012				
2013				
2014				
2015				
2016				
2017				
2018				
2019				
2020				
2021				
2022				
2023				
2024				
2025				
2026				
2027				
2028				
2029				
2030				
2031				
2032				
2033				
2034				
2035				
2036				
2037				
2038				
2039				
2040				
2041				
2042				
2043				
2044				
2045				
2046				
2047				
2048				
2049				
2050				
2051				
2052				
2053				
2054				
2055				
2056				
2057				
2058				
2059				
2060				
2061				
2062				
2063				
2064				
2065				
2066				
2067				
2068				
2069				
2070				
2071				
2072				
2073				
2074				
2075				
2076				
2077				
2078				
2079				
2080				
2081				
2082				
2083				
2084				
2085				
2086				
2087				
2088				
2089				
2090				
2091				
2092				
2093				
2094				
2095				
2096				
2097				
2098				
2099				
2100				

RECEIVED OF THE TREASURY DEPARTMENT

INVENTORY STATE PROPERTY, 1924

Institutions	Lands	Buildings and Improvements	Machinery	Tools and Equipment	Furniture and Equipment	Libraries and Collections	Automobiles, Etc., and Supplies	General Supplies	Live Stock	Land, Water, Mineral and Other Rights	Cash	Total
Fort Lewis School.....	\$ 160,000.00	\$ 321,300.00	\$ 6,500.00	\$	\$ 47,111.00	\$	\$	\$ 5,854.00	\$ 9,525.00	\$	\$	\$ 550,290.00
Adams Normal	67,000.00	67,000.00	8,000.00	75,000.00
Agricultural College	339,400.00	1,661,232.46	37,720.06	129,946.74	91,800.01	127,448.80	4,607.00	23,960.25	31,790.00	2,447,915.32
Boulder University	367,000.00	4,250,000.00	10,000.00	265,000.00	130,000.00	283,486.00	3,650.00	70,000.00	100.00	2,500.00	5,381,736.00
School of Mines	105,612.22	468,749.00	93,020.94	144,036.37	86,849.22	64,516.19	58,980.84	13,000.00	1,034,764.78
Teachers College	187,000.00	1,039,273.00	20,818.18	24,247.14	154,327.85	136,025.00	2,600.00	3,042.52	200.00	375.00	1,567,908.69
Western State College.....	7,500.00	268,830.92	2,780.00	17,761.28	23,487.73	12,488.00	5,390.95	4,918.56	343,157.44
Boy's Industrial School.....	63,175.00	337,060.00	11,591.51	15,979.21	10,524.90	1,640.28	1,857.00	16,191.37	16,419.00	9,000.00	483,438.27
Girls' Industrial School.....	11,000.00	258,860.00	500.00	2,500.00	43,830.00	1,800.00	5,100.00	1,800.00	4,000.00	2,985.00	332,375.00
Penitentiary	130,000.00	1,363,500.00	2,500.00	43,768.95	3,700.00	3,000.00	4,525.00	20,080.03	10,039.00	3,000.00	3,000.00	1,587,112.98
Reformatory	26,775.00	212,542.54	16,703.00	5,268.40	1,696.75	515.00	11,740.00	17,858.95	55,671.00	348,770.64
Deaf and Blind School.....	45,800.00	756,480.00	45,000.00	15,000.00	12,826.96	4,500.00	3,800.00	20,800.00	5,402.00	3,077.02	912,685.98
Dependent and Neglected Children's Home.....	37,500.00	164,095.20	6,850.49	2,876.39	15,350.97	3,545.07	12,021.62	13,012.50	900.00	256,152.24
Detention Home (Health Board).....
Hospital for Insane.....	208,000.00	1,468,000.00	87,000.00	32,200.00	195,000.00	600.00	7,000.00	43,489.00	28,958.00	16,300.00	3,000.00	2,089,547.00
Mental Defectives, Ridge.....	62,000.00	146,348.43	16,527.28	3,802.98	11,905.80	128.63	1,325.00	1,625.79	6,844.51	7,700.00	500.00	258,708.42
Mental Defectives, Grand Junction.....	18,320.00	394,124.00	11,830.00	2,730.00	58,123.00	50.00	1,000.00	4,063.00	3,684.00	1,680.00	500.00	496,104.00
Soldiers and Sailors' Home.....	25,162.00	240,631.73	17,943.50	4,562.51	19,776.28	5,626.75	4,608.04	7,747.75	326,058.56
Workshop for Blind.....	9,000.00	2,908.80	644.00	18,058.61	1,061.20	31,672.61
Attorney General	919.90	2,048.00	700.00	3,667.90
Auditing Board	275.00	25.00	300.00
Auditor	5,661.00	10,197.00	15,858.00
Bank Commission	183.00	450.00	633.00
Barber Examiners	175.00	175.00
Boiler Inspection	255.00	600.00	855.00
Budget Commission	75.00	1,600.00	100.00	1,175.00
Building and Loan	71.00	100.00	171.00
Bureau of Mines	262.10	104,910.00	900.00	75.00	106,147.10
Capitol Managers	1,201,200.00	7,607,566.23	113,055.00	3,125.00	374,378.85	2,000.00	9,301,325.08
Charities and Corrections.....	190.00	300.00	75.00	565.00
Child and Animal Protection.....	35.00	400.00	50.00	485.00
Child Welfare	520.00	230.00	750.00
Civil Service Commission.....	166.06	231.75	397.81
Coal Mine Inspection.....	644.00	3,250.00	1,600.00	5,494.00
Dairy Commission	1,841.50	2,040.35	50.00	3,931.85
Department of Safety.....	60.00	1,850.00	1,910.00
Director of Markets.....	865.00	40.00	905.00
Engineer	4,150.00	3,967.00	2,451.00	3,083.00	4,150.00	60.00	18,401.00
Entomologist	330.00	1,452.00	1,448.00	80.00	1,000.00	4,810.00
Game and Fish Department.....	5,000.00	220,253.00	15,000.00	2,700.00	14,029.42	2,500.00	259,482.42
Governor	150.00	25.00	175.00
Health Board	1,879.70	50,000.00	200.00	3,374.23	60,578.75
Highway Department	5,000.00	26,028,800.00	4,561.16	65,500.72	22,281.12	136,530.00	1,750.00	26,264,423.00
Historical Society	875.00	100,000.00	100,875.00
Immigration Board	1,983.50	100.00	3,666.06	110.90	5,860.46
Industrial Commission	3,216.60	3,216.60
Inheritance Tax Commission.....	2,581.00	218.50	2,000.00	4,799.50
Insurance Commission	1,311.25	250.00	1,561.25
Land Board	41,142,195.08	3,355.75	1,500.00	7,037.26	100,225,000.00	141,379,088.09
Military Department	169,680.19	787,328.58	1,800.00	3,116.60	7,400.00	31,630.92	1,000,956.29
Melon Inspection	750.00	125.00	875.00
Metal Mining	400.00	400.00
Oil Inspection	1,275.00	1,500.00	500.00	3,275.00
Printing Commission	1,475.00	125.00	1,600.00
Nurse Examiners	40.00	15.25	55.25
Public Utilities	2,465.00	2,650.00	250.00	5,365.00
Secretary of State.....	5,965.00	60,493.30	1,800.00	500.00	68,758.30
State Chemist	540.00	20.00	115.00	675.00
State Fair	22,490.00	173,435.00	4,037.35	303.00	200,265.35
Stock Inspection	225.00	500.00	100.00	825.00
Supreme Court	475.00	250.00	879.98	1,604.98
Supreme Court Library.....	16,500.00	127,500.00	144,000.00
Superintendent Public Instruction.....	467.65	100,000.00	100,467.65
Tax Commission	730.50	578.00	1,308.50
Traveling Library	1,500.00	275.00	15,000.00	16,775.00
Treasurer	2,584.25	3,444,583.86	3,447,168.11
Total.....	\$44,339,809.49	\$48,244,410.09	\$512,299.92	\$814,055.47	\$1,381,793.55	\$1,211,605.70	\$233,135.24	\$387,665.44	\$192,942.76	\$100,269,555.00	\$3,478,516.52	\$201,065,789.18

INVENTORY STATE DEPARTMENT

Item No.	Description	Quantity	Unit Price	Total Value
1
2
3
4
5
6
7
8
9
10
11
12
13
14
15
16
17
18
19
20
21
22
23
24
25
26
27
28
29
30
31
32
33
34
35
36
37
38
39
40
41
42
43
44
45
46
47
48
49
50

REPORT
OF
PUBLIC EXAMINER

December 31, 1924.

HON. ARTHUR M. STONG,
Auditor of State.

Sir: I have the honor to submit, herewith, the report of the Public Examiner's department for the biennial period ending November 30, 1924.

Each county and state office has been audited once each year as well as a number of special audits which were called for. The number of offices audited during 1924 amounted to 513 and the total cash receipts and disbursements covered by the audits for the biennial was over \$332,000,000.00.

The following irregularities in a few counties have been shown: Commissioners: Have deposited money received from the State Highway Department in private bank accounts and checked it out to the individuals who furnished their services or material. Have ordered transfer of Road funds to O. C. R. fund. Have charged \$200.00 per year for acting as Superintendent of Poor in addition to their salary as commissioner.

Treasurers: Have failed to collect interest on daily bank balances. Have charged fees for the collection of State tax and in other cases have not assessed the proper fees where they should have done so. Have failed to secure surety bonds for bank deposits.

Recorders: Have retained commissions for collection of Game and Fish licenses. Have held Highway warrants for long periods in private bank accounts and in a few cases have appropriated same for themselves.

Sheriffs: Have failed to charge fees in criminal cases when payable by the county. One office has no records and has persistently refused to install a system when requested to do so by the county attorney at the request of this office.

County and District Courts: Have failed to make monthly reports and pay over fees collected. In one office no report or settlement has been made since the clerk assumed office. Balances due from former clerks have not been paid to counties.

The foregoing irregularities have been reported to the Chairman of the County Commissioners in their respective counties in a copy of the yearly audit. Actions have been started in some of the courts for the recovery of the above and surety companies have paid in some cases.

In the District Court of Denver judgment for the State was granted in the suit against former State Treasurers' bondsmen and the sum of \$32,754.62 has been paid with a balance of \$8,000.00 to be adjusted.

County officials have informed me that the State Examiners have rendered valuable service during their yearly visits and have at all times been able to properly define the laws relating to the various offices.

The tabulations on pages 70-71 and 92-93 show the amounts spent by each county treasurer for the years 1922 and 1923 with the percentage of disbursements for each purpose.

Pages 94 to 97 show the amounts received by the State from each county for direct tax and the amounts remitted to each county by the State Treasurer with the percentage in each case. The gasoline tax is apportioned on a 50-50 basis to the Highway Department and the counties in proportion to the mileage

in each county. The motor vehicle tax is apportioned (after all expenses have been deducted) on a 50-50 basis to the county in which the tax was originally collected.

Public School income is collected by the Board of Land Commissioners and is apportioned to the counties on a school population basis and also for any deficiency in so-called weak districts to make up the minimum wage of \$75.00 per month for teachers. In some counties the help given the weak districts exceeds the regular apportionment.

Pages 98 to 109 show the disbursements for the State with the amount and percentage of the whole for each Board, Commission, Office, Institution, etc., for the years 1921, 1922, and 1923 divided into salaries, maintenance, equipment, buildings and miscellaneous.

With highest personal regards, I am,

Yours very truly,

J. M. WOOD,
Public Examiner.

RECAPITULATION OF DISBURSEMENTS IN ALL COUNTY AND
STATE OFFICES FOR THE YEARS 1922 AND 1923
WITH 1921 FOR COMPARISON

YEAR 1921

County Offices.....	\$58,679,591.64
State Offices.....	8,854,973.83
Educational Institutions.....	3,299,518.87
Eleemosynary Institutions.....	1,066,477.38
Penal Institutions.....	769,839.56
Examining Boards.....	25,349.33
	<hr/>
	\$72,695,750.61

YEAR 1922

County Offices.....	\$67,406,335.59
State Offices.....	10,026,359.55
Educational Institutions.....	3,456,052.85
Eleemosynary Institutions.....	1,208,543.46
Penal Institutions.....	544,016.81
Examining Boards.....	26,900.75
	<hr/>
	\$82,668,209.01

YEAR 1923

County Offices.....	\$69,177,270.13
State Offices.....	8,903,617.71
Educational Institutions.....	4,288,572.95
Eleemosynary Institutions.....	1,444,861.15
Penal Institutions.....	651,262.77
Examining Boards.....	23,286.50
	<hr/>
	\$84,488,871.21

COUNTY COMMISSIONERS FOR THE YEAR 1922

Warrant Statement

County	Warrants Out		Total
	Jan. 1, 1922	Warrants Issued	
Adams	\$ 6,039.99	\$ 334,719.89	\$ 340,759.88
Alamosa	21,585.20	90,379.59	111,964.79
Arapahoe	738.92	171,027.70	171,766.62
Archuleta	1,011.72	63,777.26	64,788.98
Baca	738.43	130,300.94	131,039.37
Bent	3,222.92	130,973.76	134,196.68
Boulder	8,829.79	452,710.41	461,540.20
Chaffee	7,647.07	117,233.70	124,880.77
Cheyenne	1,361.06	119,776.31	121,137.37
Clear Creek	1,552.45	68,686.16	70,238.61
Conejos	157,777.98	123,957.08	281,735.06
Costilla	41,939.18	92,406.77	134,345.95
Crowley	37,061.37	131,920.05	168,981.42
Custer	17,768.01	49,947.59	67,715.60
Delta	24,443.90	231,183.20	255,627.10
Denver00		
Dolores	10,981.08	36,266.42	47,247.50
Douglas	12,927.37	135,360.07	148,287.44
Eagle	50,529.69	135,315.70	185,845.39
Elbert	18,274.04	162,180.66	180,454.70
El Paso	5,727.39	632,123.47	637,850.86
Fremont	40,623.89	237,013.15	277,637.04
Garfield	80,807.71	258,985.51	339,793.22
Gilpin	17,221.02	49,004.27	66,225.29
Grand	16,705.89	158,964.41	175,670.30
Gunnison	34,078.75	211,975.82	246,054.57
Hinsdale	14,444.92	38,647.27	53,092.19
Huerfano	39,446.43	251,142.41	290,588.84
Jackson	263.57	85,856.50	86,120.07
Jefferson	774.54	248,129.74	248,904.28
Kiowa00	126,147.30	126,147.30
Kit Carson	1,978.83	207,502.03	209,480.86
Lake	8,725.56	127,351.89	136,077.45
La Plata	968.49	184,429.65	185,398.14
Larimer	67,650.53	516,684.46	584,334.99
Las Animas	7,221.02	398,974.58	406,195.60
Lincoln	50,586.89	168,035.23	218,622.12
Logan	52,841.58	415,960.34	468,801.92
Mesa	126,815.59	453,770.04	580,585.63
Mineral	249.33	33,772.41	34,021.74
Moffat	27,927.96	152,993.90	180,921.86
Montezuma	591.53	144,176.01	144,767.54
Montrose	2,764.22	291,198.99	293,963.21
Morgan	1,043.07	266,342.14	267,385.21
Otero	56,722.32	270,487.07	327,209.39
Ouray	11,736.98	86,722.84	98,459.82
Park	15,033.99	141,743.70	156,777.69
Phillips	2,826.04	103,330.07	106,156.11
Pitkin	8,684.59	69,405.26	78,089.85
Prowers	12,843.12	197,190.74	210,033.86
Pueblo	280,084.67	523,917.32	804,001.99
Rio Blanco	2,874.99	89,951.84	92,826.83
Rio Grande	163.51	149,598.80	149,762.31
Routt	18,189.48	238,878.67	257,068.15
Saguache	63,922.46	101,063.04	164,985.50
San Juan	165.83	42,804.49	42,970.32
San Miguel	25,662.98	127,913.90	153,576.88
Sedgwick	12,762.53	113,032.03	125,794.56
Summit	20,763.22	62,453.43	83,216.65
Teller	33,719.25	145,671.67	179,390.92
Washington	63,098.76	261,266.79	324,365.55
Weld	190,438.35	900,685.43	1,091,123.78
Yuma	9,890.42	290,769.83	300,660.24
Totals	\$ 1,853,472.37	\$ 12,354,191.69	\$ 14,207,664.06

COUNTY COMMISSIONERS FOR THE YEAR 1922

Warrant Statement

County	Warrants Paid or Canceled	Warrants Out Dec. 31, 1922	Total
Adams	\$ 335,568.54	\$ 5,191.34	\$ 340,759.88
Alamosa	94,434.83	17,529.96	111,964.79
Arapahoe	170,610.37	1,156.25	171,766.62
Archuleta	61,448.82	3,340.16	64,788.98
Baca	130,300.94	738.43	131,039.37
Bent	133,706.91	489.76	134,196.68
Boulder	453,324.55	8,215.65	461,540.20
Chaffee	119,609.57	5,271.20	124,880.77
Cheyenne	118,383.70	2,753.67	121,137.37
Clear Creek	69,016.24	1,222.37	70,238.61
Conejos	116,499.47	165,235.59	281,735.06
Costilla	106,322.02	28,023.93	134,345.95
Crowley	119,249.14	49,732.28	168,981.42
Custer	56,962.95	10,752.65	67,715.60
Delta	192,018.74	63,608.36	255,627.10
Denver00		
Dolores	33,819.78	13,427.72	47,247.50
Douglas	135,169.29	13,118.15	148,287.44
Eagle	129,681.02	56,164.37	185,845.39
Elbert	167,608.95	12,845.75	180,454.70
El Paso	629,261.87	8,588.99	637,850.86
Fremont	275,376.60	2,260.44	277,637.04
Garfield	255,810.56	83,982.66	339,793.22
Gilpin	44,957.91	21,267.38	66,225.29
Grand	156,484.26	19,186.04	175,670.30
Gunnison	204,494.10	41,560.47	246,054.57
Hinsdale	41,221.59	11,870.60	53,092.19
Huerfano	253,328.39	37,260.45	290,588.84
Jackson	85,396.18	723.89	86,120.07
Jefferson	248,493.01	411.27	248,904.28
Kiowa	126,147.30	.00	126,147.30
Kit Carson	208,913.89	566.97	209,480.86
Lake	127,287.10	8,790.35	136,077.45
La Plata	184,204.65	1,193.49	185,398.14
Larimer	565,846.57	18,488.42	584,334.99
Las Animas	403,243.22	2,952.38	406,195.60
Lincoln	155,725.30	62,896.82	218,622.12
Logan	412,476.70	56,325.22	468,801.92
Mesa	456,011.32	124,574.31	580,585.63
Mineral	33,669.98	351.76	34,021.74
Moffat	120,069.31	60,852.55	180,921.86
Montezuma	128,144.33	16,623.21	144,767.54
Montrose	292,979.15	984.06	293,963.21
Morgan	266,450.94	934.27	267,385.21
Otero	234,144.39	93,065.00	327,209.39
Ouray	80,053.78	18,406.04	98,459.82
Park	134,307.10	22,470.59	156,777.69
Phillips	103,330.07	2,826.04	106,156.11
Pitkin	77,752.88	336.97	78,089.85
Prowers	203,730.94	6,302.92	210,033.86
Pueblo	659,464.91	144,537.08	804,001.99
Rio Blanco	89,665.70	3,161.13	92,826.83
Rio Grande	97,093.34	52,668.97	149,762.31
Routt	252,383.30	4,684.85	257,068.15
Saguache	150,380.60	14,604.90	164,985.50
San Juan	42,916.27	54.05	42,970.32
San Miguel	133,257.38	20,319.50	153,576.88
Sedgwick	117,704.44	8,090.12	125,794.56
Summit	82,977.97	238.68	83,216.65
Teller	168,621.98	10,768.94	179,390.92
Washington	264,700.32	59,665.23	324,365.55
Weld	989,447.90	101,675.88	1,091,123.78
Yuma	290,227.89	10,432.35	300,660.24
Totals	\$12,591,891.22	\$ 1,615,772.84	\$14,207,664.06

COUNTY COMMISSIONERS FOR THE YEAR 1922

Financial Statement

County	Assets	Liabilities	Assets Over Liabilities	Salaries Paid	Condition of Books
Adams	\$ 237,071.03	\$ 29,637.46	\$ 207,433.57	\$ 3,400.00	Fair
Alamosa	69,306.38	90,630.01	*21,323.63	1,800.00	Fair
Arapahoe	131,861.63	12,461.15	119,400.53	2,900.00	Fair
Archuleta	30,837.16	15,350.78	15,486.38	1,800.00	Good
Baca	64,157.22	42,452.71	21,704.51	1,714.92	Poor
Bent	198,666.26	7,690.20	190,976.06	2,736.00	Good
Boulder	250,022.41	47,847.42	202,174.99	5,400.00	Fair
Chaffee	103,879.87	238,835.99	*134,956.12	2,300.00	Good
Cheyenne	141,001.93	15,018.34	125,983.64	2,400.00	Good
Clear Creek	71,133.05	6,025.79	65,107.26	1,800.00	Good
Conejos	69,742.74	232,909.88	*163,167.14	2,450.00	Fair
Costilla	41,738.71	42,133.29	*394.58	2,200.00	Poor
Crowley	89,619.47	61,902.35	27,717.12	2,600.00	Good
Custer	28,379.08	13,399.28	14,979.80	645.00	Good
Delta	224,172.63	105,208.05	118,964.58	2,700.00	Fair
Denver00
Dolores	69,510.98	127,709.20	*58,198.22	760.00	Poor
Douglas	102,520.92	35,707.09	66,813.83	2,700.00	Fair
Eagle	99,310.29	69,537.45	29,772.84	2,100.00	Good
Elbert	113,939.28	21,738.00	92,201.28	2,400.00	Fair
El Paso	879,807.53	8,588.99	871,218.59	5,400.00	Good
Fremont	241,286.38	21,324.60	219,961.78	3,600.00	Fair
Garfield	182,155.16	321,034.26	*138,879.10	2,700.00	Good
Gilpin	55,826.28	26,357.68	29,468.60	1,800.00	Poor
Grand	76,111.81	31,936.83	44,174.98	1,800.00	Fair
Gunnison	164,007.62	295,473.24	*131,465.62	2,700.00	Poor
Hinsdale	30,101.91	145,688.13	*115,586.22	387.00	Good
Huerfano	149,058.16	85,938.63	63,119.53	3,400.00	Fair
Jackson	75,444.43	19,349.19	56,095.24	1,800.00	Good
Jefferson	174,016.85	17,892.72	156,124.13	3,600.00	Fair
Kiowa	93,064.86	4,998.00	88,066.86	2,700.00	Good
Kit Carson	198,457.44	13,519.51	184,937.93	2,900.00	Poor
Lake	55,498.89	8,790.35	46,708.54	2,600.00	Good
La Plata	161,640.74	122,553.82	39,086.92	2,700.00	Good
Larimer	288,008.58	81,392.97	206,615.61	5,400.00	Good
Las Animas	643,807.15	144,462.10	499,345.05	5,400.00	Good
Lincoln	207,815.46	168,713.71	39,101.75	1,800.00	Fair
Logan	501,972.80	207,484.22	294,488.58	3,600.00	Good
Mesa	408,490.13	321,182.20	87,307.93	3,600.00	Good
Mineral	17,054.16	4,569.04	12,485.12	1,200.00	Fair
Moffat	142,481.90	111,129.12	31,352.78	1,387.80	Fair
Montezuma	121,515.91	38,056.61	83,459.30	2,100.00	Good
Montrose	207,963.97	139,288.74	68,675.23	2,700.00	Good
Morgan	309,887.74	21,145.41	288,742.33	2,900.00	Good
Otero	161,774.41	120,140.39	41,634.02	3,600.00	Good
Ouray	78,097.55	168,074.06	*89,976.51	2,100.00	Good
Park	70,678.59	26,777.00	43,901.59	2,399.80	Poor
Phillips	108,776.85	118,314.49	*9,537.64	2,100.00	Good
Pitkin	128,824.43	267,359.17	*138,534.74	2,100.00	Good
Prowers	146,772.57	38,474.57	108,298.00	2,700.00	Fair
Pueblo	1,415,628.01	463,657.44	951,970.57	6,600.00	Good
Rio Blanco	54,466.88	11,926.44	42,640.44	2,100.00	Good
Rio Grande	85,101.06	120,857.69	*35,756.63	1,800.00	Poor
Routt	189,207.98	129,239.65	59,968.33	2,400.00	Good
Saguache	126,920.23	24,349.00	102,571.23	2,516.63	Poor
San Juan	179,857.56	82,836.34	97,021.22	1,465.00	Good
San Miguel	122,579.32	80,336.48	42,260.84	2,533.24	Good
Sedgwick	73,508.12	242,996.43	*169,488.31	2,100.00	Fair
Summit	107,932.96	7,056.93	100,875.98	1,800.00	Good
Teller	237,312.11	27,114.00	210,198.11	3,000.00	Good
Washington	168,714.06	82,070.98	86,643.08	2,700.00	Fair
Weld	1,069,558.23	169,798.16	899,760.07	5,400.00	Good
Yuma	146,005.08	23,564.70	122,440.38	3,300.00	Good
Totals	\$12,194,181.05	\$ 5,782,008.48	\$ 7,619,437.03	\$165,695.39	

* Liabilities Over Assets.....*\$ 1,207,264.46

COUNTY TREASURERS FOR THE YEAR 1922

Cash Statement

County	RECEIPTS			
	Balance Jan. 1, 1922	Tax Collections	Miscellaneous Collections	Total
Adams	\$ 138,482.65	\$ 1,006,770.45	\$ 150,266.37	\$ 1,295,519.47
Alamosa	43,801.32	286,096.05	121,057.84	450,955.21
Arapahoe	53,961.30	521,556.99	116,592.04	692,110.33
Archuleta	18,239.70	109,557.28	35,025.67	162,822.65
Baca	73,678.21	253,252.26	95,662.13	422,592.60
Bent	95,761.89	375,654.12	111,792.16	583,208.17
Boulder	76,825.18	1,347,304.48	197,000.20	1,621,129.86
Chaffee	49,645.62	252,132.98	89,506.37	391,284.97
Cheyenne	73,535.31	373,929.57	96,684.71	544,149.59
Clear Creek	49,788.58	132,283.44	31,568.24	213,640.26
Conejos	62,879.48	223,430.94	104,439.63	390,750.05
Costilla	49,130.96	146,354.19	73,270.64	268,755.79
Crowley	74,046.20	326,365.20	111,334.23	511,745.63
Custer	15,812.24	68,871.19	35,818.51	120,501.94
Delta	48,066.68	547,184.03	137,690.53	732,941.24
Denver	194,411.64	10,230,115.86	1,836,039.24	12,260,566.74
Dolores	8,614.44	41,730.97	16,134.21	66,479.62
Douglas	34,181.89	195,643.15	76,909.54	306,734.18
Eagle	36,389.23	206,742.43	60,586.18	303,717.84
Elbert	92,057.36	412,794.19	54,044.32	558,896.37
El Paso	152,851.23	2,319,497.92	267,416.95	2,739,766.10
Fremont	62,902.13	734,818.48	117,747.13	915,467.74
Garfield	119,912.54	580,426.84	121,239.32	821,578.70
Gilpin	12,478.33	68,490.23	22,843.35	103,811.91
Grand	40,571.93	103,656.25	116,905.46	261,133.64
Gunnison	73,027.65	291,506.19	128,179.53	492,713.37
Hinsdale	5,809.89	29,516.95	43,540.83	78,867.67
Huerfano	78,202.83	540,453.84	144,338.31	762,994.98
Jackson	22,773.87	74,428.48	74,094.54	171,296.89
Jefferson	117,295.05	490,215.06	137,699.34	745,209.45
Kiowa	110,431.62	282,757.90	92,414.76	485,604.30
Kit Carson	108,939.35	614,924.59	176,706.04	900,569.98
Lake	35,892.25	290,717.81	61,391.61	388,001.67
La Plata	62,410.28	447,365.65	119,083.70	628,859.63
Larimer	70,681.50	1,376,897.90	287,532.73	1,735,112.13
Las Animas	184,634.34	1,307,964.70	259,949.80	1,752,548.84
Lincoln	86,716.69	431,158.29	167,616.06	685,491.04
Logan	202,773.03	1,568,598.19	328,182.84	2,099,554.06
Mesa	183,358.84	1,001,665.94	401,723.29	1,586,748.07
Mineral	11,853.69	34,198.47	20,946.24	66,998.40
Moffat	49,724.08	186,269.60	103,691.69	339,685.37
Montezuma	48,658.94	219,253.70	90,802.91	358,715.55
Montrose	158,250.08	473,002.52	181,621.32	812,873.92
Morgan	357,568.14	1,010,470.05	206,654.82	1,574,693.01
Otero	165,522.55	1,152,159.50	175,328.71	1,493,010.76
Ouray	26,941.16	137,156.40	33,051.66	197,149.22
Park	20,801.01	140,775.79	86,961.89	248,538.69
Phillips	57,430.74	361,183.84	116,416.21	535,030.79
Pitkin	27,662.32	138,016.15	45,239.43	210,917.90
Prowers	127,509.01	639,826.76	199,412.36	966,748.13
Pueblo	194,842.36	2,570,291.00	305,807.49	3,070,940.85
Rio Blanco	35,997.94	151,453.21	55,669.26	243,120.41
Rio Grande	53,157.94	370,973.43	59,915.89	484,047.26
Routt	118,605.19	384,194.36	218,468.59	721,268.14
Saguache	46,343.67	292,400.83	165,700.40	504,444.90
San Juan	24,350.22	81,951.05	20,349.22	126,650.49
San Miguel	32,467.04	231,390.00	68,214.73	332,071.77
Sedgwick	52,864.33	372,375.93	88,358.37	513,598.63
Summit	14,112.87	122,346.12	50,746.60	187,205.59
Teller	134,950.61	245,146.07	75,647.68	455,744.36
Washington	168,386.02	627,518.86	262,557.98	1,058,462.86
Weld	441,515.07	3,621,963.72	512,351.61	4,575,830.40
Yuma	91,439.63	715,118.30	237,028.22	1,043,586.15
Totals	\$ 5,481,927.84	\$43,892,266.64	\$10,000,971.75	\$59,375,166.23

COUNTY TREASURERS FOR THE YEAR 1922

Cash Statement

DISBURSEMENTS

County	Remitted to State Treasurer	All Other Sources	Balance Dec. 31, 1922	Total
Adams	\$ 136,775.58	\$ 984,051.05	\$ 174,692.84	\$ 1,295,519.47
Alamosa	36,486.51	355,792.17	58,676.53	450,955.21
Arapahoe	91,966.78	546,482.28	53,661.27	692,110.33
Archuleta	19,769.22	118,757.63	24,295.80	162,822.65
Baca	45,765.04	280,891.03	95,936.53	422,592.60
Bent	63,273.37	416,849.91	103,084.89	583,208.17
Boulder	203,543.43	1,328,486.59	89,099.84	1,621,129.86
Chaffee	42,185.40	309,419.66	39,679.91	391,284.97
Cheyenne	85,118.99	354,784.83	104,245.77	544,149.59
Clear Creek	23,563.30	149,723.72	40,353.24	213,640.26
Conejos	32,697.68	300,791.87	57,260.50	390,750.05
Costilla	20,498.07	204,270.42	43,987.30	268,755.79
Crowley	50,129.72	346,719.15	114,896.76	511,745.63
Custer	12,897.64	86,599.09	21,005.21	120,501.94
Delta	72,937.02	541,868.39	118,135.83	732,941.24
Denver	1,608,387.73	10,362,393.12	289,785.89	12,260,566.74
Dolores	6,822.19	52,570.84	7,086.59	66,479.62
Douglas	50,250.17	225,227.04	31,256.97	306,734.18
Eagle	26,993.08	218,935.91	57,788.85	303,717.84
Elbert	86,529.84	376,713.30	95,653.23	558,896.37
El Paso	307,600.56	2,252,873.36	179,292.18	2,739,766.10
Fremont	92,212.35	762,468.37	60,787.02	915,467.74
Garfield	74,369.91	603,922.04	143,236.75	821,578.70
Gilpin	9,189.34	80,070.55	14,552.02	103,811.91
Grand	18,949.89	201,284.33	40,899.42	261,133.64
Gunnison	63,728.45	368,314.94	60,669.98	492,713.37
Hinsdale	3,175.00	63,280.97	12,411.70	78,867.67
Huerfano	70,277.99	565,457.90	127,259.09	762,994.98
Jackson	20,158.04	115,755.44	35,383.41	171,296.89
Jefferson	103,288.76	562,420.25	79,500.44	745,209.45
Kiowa	69,326.84	326,655.51	89,621.95	485,604.30
Kit Carson	130,473.04	603,858.56	166,238.38	900,569.98
Lake	38,935.67	303,709.59	45,356.41	388,001.67
La Plata	67,645.17	490,997.68	70,216.78	628,859.63
Larimer	223,406.34	1,400,851.00	110,854.79	1,735,112.13
Las Animas	176,671.91	1,306,934.02	268,942.91	1,752,548.84
Lincoln	100,242.09	387,049.01	198,199.94	685,491.04
Logan	178,426.62	1,529,527.87	391,599.57	2,099,554.06
Mesa	122,032.66	1,173,306.84	291,408.57	1,586,748.07
Mineral	5,919.50	51,411.55	9,667.35	66,998.40
Moffat	25,043.34	242,384.82	72,257.21	339,685.37
Montezuma	26,484.18	262,589.89	69,641.48	358,715.55
Montrose	66,087.27	642,618.06	104,168.59	812,873.92
Morgan	129,409.48	1,135,901.45	309,382.08	1,574,693.01
Otero	142,649.01	1,079,266.59	271,095.16	1,493,010.76
Ouray	18,684.15	147,528.61	30,936.46	197,149.22
Park	37,566.57	178,707.69	32,264.43	248,538.69
Phillips	77,027.00	352,429.73	105,574.06	535,030.79
Pitkin	18,069.77	166,106.89	26,741.24	210,917.90
Prowers	100,288.51	638,570.11	227,889.51	966,748.13
Pueblo	301,773.91	2,558,732.61	210,434.33	3,070,940.85
Rio Blanco	26,730.93	169,974.08	46,415.40	243,120.41
Rio Grande	44,524.58	399,048.20	40,474.48	484,047.26
Routt	51,758.18	494,895.14	174,614.82	721,268.14
Saguache	45,856.51	388,737.18	69,851.21	504,444.90
San Juan	15,041.78	80,756.16	30,852.55	126,650.49
San Miguel	35,916.67	267,556.90	28,598.20	332,071.77
Sedgwick	49,474.70	363,612.13	100,511.80	513,598.63
Summit	21,782.09	133,884.91	31,538.59	187,205.59
Teller	40,245.38	344,806.14	70,692.84	455,744.36
Washington	144,136.47	724,531.49	189,794.90	1,058,462.86
Weld	480,445.80	3,427,771.31	667,613.29	4,575,830.40
Yuma	111,170.20	739,479.23	192,936.72	1,043,586.15
Totals	\$ 6,602,787.37	\$45,651,367.10	\$ 7,121,011.76	\$59,375,166.23

COUNTY TREASURERS FOR THE YEAR 1922

Fee Statement

County	Earnings	Salaries Paid	Earnings Over Expense	Interest Due State	Condition of Books	Per Cent of Salaries to Earnings
Adams	\$ 17,999.97	\$ 8,577.85	\$ 9,422.12	\$ 994.47	Poor	47.7
Alamosa	5,808.16	3,194.50	2,613.66	.00	Good	55.0
Arapahoe	9,887.34	6,053.00	3,834.34	1,407.33	Good	61.2
Archuleta	2,577.48	1,800.00	777.48	.00	Fair	69.8
Baca	6,311.97	4,152.00	2,159.97	.00	Fair	65.8
Bent	7,840.67	3,746.32	4,094.35	260.87	Fair	47.8
Boulder	19,470.86	9,419.17	10,051.69	.00	Good	48.3
Chaffee	6,273.43	3,435.00	2,838.43	83.17	Good	54.8
Cheyenne	8,306.41	2,880.00	5,426.41	.00	Good	34.7
Clear Creek	3,649.57	3,420.00	229.57	16.44	Fair	39.7
Conejos	5,276.59	4,560.00	716.59	.00	Fair	86.4
Costilla	4,307.92	5,100.00	*792.08	.00	Good	118.4
Crowley	7,184.08	3,330.00	3,854.08	.00	Good	46.4
Custer	2,869.50	2,135.00	734.50	20.69	Good	74.4
Delta	9,948.54	3,959.75	5,988.79	.00	Good	39.8
Denver	122,019.38	57,164.18	64,855.20	6,885.88	Good	46.8
Dolores	1,867.12	1,857.52	9.60	.00	Poor	99.5
Douglas	5,065.36	3,000.00	2,065.36	.00	Fair	59.2
Eagle	5,296.72	3,240.00	2,056.72	87.23	Good	61.2
Elbert	9,512.86	3,024.50	6,488.36	.00	Good	31.8
El Paso	30,494.04	11,566.16	18,927.88	2,097.47	Good	37.9
Fremont	15,490.66	6,881.10	8,609.56	116.01	Good	44.4
Garfield	7,826.01	4,542.33	3,283.68	782.07	Poor	58.0
Gilpin	1,978.72	2,434.50	*455.78	116.19	Good	123.0
Grand	5,026.41	3,000.00	2,026.41	503.66	Fair	59.7
Gunnison	8,361.63	4,039.78	4,321.85	550.10	Good	48.3
Hinsdale	1,544.71	1,373.42	171.29	38.24	Fair	88.9
Huerfano	12,284.55	4,639.74	7,644.81	.00	Good	37.8
Jackson	3,472.71	1,600.00	1,872.71	29.67	Good	46.1
Jefferson	13,051.65	5,505.00	7,546.65	.00	Good	42.2
Kiowa	6,500.52	3,385.00	3,115.52	.00	Fair	52.1
Kit Carson	14,764.04	4,659.50	10,104.54	.00	Good	31.6
Lake	5,722.92	4,425.00	1,297.92	.00	Good	77.3
La Plata	10,486.42	4,041.00	6,445.42	340.16	Good	38.5
Larimer	25,381.55	8,108.60	17,272.95	.00	Good	32.0
Las Animas	18,439.91	9,300.00	9,139.91	.00	Good	50.4
Lincoln	8,645.48	4,835.00	3,810.48	.00	Poor	55.9
Logan	21,038.07	8,602.74	12,435.33	4,782.45	Good	40.9
Mesa	20,934.00	8,631.00	12,303.00	541.55	Good	41.2
Mineral	1,435.98	1,586.24	*150.26	128.59	Good	110.5
Moffat	7,034.59	2,781.05	4,253.54	1,196.34	Good	39.5
Montezuma	5,345.42	3,010.00	2,335.42	.00	Good	56.3
Montrose	9,024.18	4,674.00	4,350.18	1,360.46	Good	51.8
Morgan	11,848.59	5,800.00	6,048.59	.00	Fair	49.0
Otero	18,495.10	7,040.06	11,455.04	.00	Good	38.1
Ouray	3,577.60	3,000.00	577.60	266.90	Good	83.9
Park	4,296.49	3,000.00	1,296.49	86.60	Good	69.8
Phillips	7,831.74	3,300.00	4,531.74	4.17	Good	42.1
Pitkin	4,085.97	2,460.00	1,625.97	.00	Good	60.0
Prowers	13,788.35	4,686.00	9,102.35	2,556.75	Good	34.0
Pueblo	30,220.09	18,123.55	12,096.54	543.55	Fair	60.0
Rio Blanco	4,008.11	3,300.00	708.11	151.45	Fair	82.3
Rio Grande	7,094.50	3,110.00	3,984.50	.00	Fair	43.8
Routt	10,427.09	5,715.95	4,711.14	2,519.52	Good	54.8
Saguache	6,134.84	3,030.00	3,104.84	.00	Good	49.4
San Juan	2,232.94	2,100.00	132.94	.00	Good	94.0
San Miguel	5,869.09	3,000.00	2,869.09	430.46	Good	51.1
Sedgwick	7,079.05	2,979.00	4,100.05	.00	Poor	42.1
Summit	4,686.25	2,100.00	2,586.25	162.06	Good	44.8
Teller	5,256.61	6,808.00	*1,551.39	270.20	Good	129.5
Washington	12,336.79	4,674.75	7,662.04	.00	Fair	37.9
Weld	40,834.45	12,821.55	28,012.90	.00	Good	31.4
Yuma	13,959.10	5,585.27	8,373.83	.00	Fair	40.0
	\$729,820.85	\$350,304.08	\$382,466.28	\$ 29,330.70		48.0
			*2,949.51			
Totals	\$729,820.85	\$350,304.08	\$379,516.77	\$ 29,330.70		48.0

*Expense over earnings.

COUNTY CLERKS AND RECORDERS FOR THE YEAR 1922

Cash Statement

County	Balance		Receipts	Total
	Jan. 1, 1922			
Adams	\$.00		\$ 34,789.39	\$ 34,789.39
Alamosa	1,474.90		10,158.27	11,633.17
Arapahoe00		30,668.69	30,668.69
Archuleta	-3.25		3,037.05	3,033.80
Baca	704.40		15,543.84	16,248.24
Bent	1,123.05		16,137.53	17,260.58
Boulder	1,236.65		58,801.90	60,038.55
Chaffee	2,053.55		9,005.59	11,059.14
Cheyenne	325.10		9,026.63	9,351.73
Clear Creek.....	50.40		4,222.44	4,272.84
Conejos	2,062.70		7,657.00	9,719.70
Costilla	633.55		5,280.25	5,913.80
Crowley	660.70		12,634.39	13,295.09
Custer00		4,060.89	4,060.89
Delta	765.80		20,647.25	21,413.05
Denver00		114,630.35	114,630.35
Dolores00		1,777.20	1,777.20
Douglas	235.70		8,771.22	9,006.92
Eagle	287.80		4,442.46	4,730.26
Elbert	1,066.18		12,237.05	13,303.23
El Paso00		93,832.94	93,832.94
Fremont	591.50		27,736.08	28,327.58
Garfield	992.10		15,603.90	16,596.00
Gilpin	105.05		1,603.18	1,708.23
Grand	379.70		3,652.29	4,031.99
Gunnison00		10,601.40	10,601.40
Hinsdale00		1,619.80	1,619.80
Huerfano	870.45		19,977.17	20,847.62
Jackson	1,448.65		3,395.73	4,844.38
Jefferson	872.35		39,916.46	40,788.81
Kiowa	312.81		9,047.19	9,360.00
Kit Carson	2,188.88		23,185.19	25,374.07
Lake	84.50		5,587.42	5,671.92
La Plata.....	.00		12,946.99	12,946.99
Larimer	4,895.05		62,413.86	67,308.91
Las Animas	1,133.44		46,943.66	48,077.10
Lincoln	492.95		17,003.59	17,496.54
Logan	1,101.45		34,565.88	35,667.33
Mesa	550.18		33,939.68	34,489.86
Mineral00		2,380.65	2,380.65
Moffat	418.75		8,770.11	9,188.86
Montezuma	296.65		6,764.99	7,061.64
Montrose	994.65		22,737.44	23,732.09
Morgan	1,059.25		30,177.49	31,236.74
Otero	957.58		36,791.50	37,749.08
Ouray	50.15		2,779.82	2,829.97
Park	159.50		4,421.04	4,580.54
Phillips	43.90		14,325.59	14,369.49
Pitkin	422.20		4,108.24	4,530.44
Prowers	2,490.25		26,138.01	28,628.26
Pueblo	743.95		64,576.90	65,320.85
Río Blanco.....	294.50		6,090.81	6,385.31
Río Grande.....	750.33		15,746.34	16,496.67
Routt	669.90		11,049.09	11,718.99
Saguache	1,368.01		8,008.12	9,376.13
San Juan.....	138.40		2,085.19	2,223.59
San Miguel.....	197.60		4,588.32	4,785.92
Sedgwick	439.35		9,085.84	9,525.19
Summit	104.80		2,098.49	2,203.29
Teller	1,074.38		8,662.50	9,736.88
Washington	-19.05		24,732.29	24,713.24
Weld	2,849.75		109,278.89	112,128.64
Yuma	763.69		26,000.56	26,764.25
Totals.....	\$44,987.08		\$1,298,500.02	\$1,343,464.80
	-22.30			

COUNTY CLERKS AND RECORDERS FOR THE YEAR 1922

Cash Statement

County	Disbursements	Balance Dec. 31, 1922	Total
Adams	\$ 34,787.94	\$ 1.45	\$ 34,789.39
Alamosa	10,501.72	1,131.45	11,633.17
Arapahoe	29,643.99	1,024.70	30,668.69
Archuleta	2,906.41	127.39	3,033.80
Baca	15,301.04	947.20	16,248.24
Bent	16,144.93	1,115.65	17,260.58
Boulder	58,963.85	1,074.70	60,038.55
Chaffee	8,465.09	2,594.05	11,059.14
Cheyenne	8,587.53	764.20	9,351.73
Clear Creek	4,086.94	185.90	4,272.84
Conejos	9,035.45	684.25	9,719.70
Costilla	5,307.25	606.55	5,913.80
Crowley	13,098.84	196.25	13,295.09
Custer	4,060.89	.00	4,060.89
Delta	20,332.22	1,080.83	21,413.05
Denver	114,630.35	.00	114,630.35
Dolores	1,777.20	.00	1,777.20
Douglas	8,756.75	250.17	9,006.92
Eagle	4,730.26	.00	4,730.26
Elbert	11,767.53	1,535.70	13,303.23
El Paso	93,832.94	.00	93,832.94
Fremont	25,097.45	3,230.13	28,327.58
Garfield	14,223.00	2,373.00	16,596.00
Gilpin	1,708.23	.00	1,708.23
Grand	3,890.94	141.05	4,031.99
Gunnison	10,170.04	431.36	10,601.40
Hinsdale	1,619.80	.00	1,619.80
Huerfano	20,034.02	813.60	20,847.62
Jackson	4,207.12	637.26	4,844.38
Jefferson	40,788.81	.00	40,788.81
Kiowa	9,350.00	10.00	9,360.00
Kit Carson	25,304.85	69.22	25,374.07
Lake	5,544.62	127.30	5,671.92
La Plata	12,463.14	483.85	12,946.99
Larimer	65,968.81	1,340.10	67,308.91
Las Animas	46,684.80	1,392.30	48,077.10
Lincoln	17,491.54	5.00	17,496.54
Logan	32,741.13	2,926.20	35,667.33
Mesa	33,532.43	957.43	34,489.86
Mineral	2,380.65	.00	2,380.65
Moffat	9,185.86	3.00	9,188.86
Montezuma	6,715.94	345.70	7,061.64
Montrose	21,649.39	2,082.70	23,732.09
Morgan	30,237.14	999.60	31,236.74
Otero	37,453.78	295.30	37,749.08
Ouray	2,605.97	224.00	2,829.97
Park	4,424.54	156.00	4,580.54
Phillips	14,000.84	368.65	14,369.49
Pitkin	3,929.59	600.85	4,530.44
Prowers	25,160.73	3,467.53	28,628.26
Pueblo	64,836.55	484.30	65,320.85
Rio Blanco	6,031.81	353.50	6,385.31
Rio Grande	15,746.07	750.60	16,496.67
Routt	11,217.79	501.20	11,718.99
Saguache	9,297.08	79.05	9,376.13
San Juan	2,110.74	112.85	2,223.59
San Miguel	4,785.92	.00	4,785.92
Sedgwick	9,525.19	.00	9,525.19
Summit	2,110.34	92.95	2,203.29
Teller	9,736.88	.00	9,736.88
Washington	24,713.24	.00	24,713.24
Weld	111,685.24	443.40	112,128.64
Yuma	26,768.77	*4.52	26,764.25
Totals	\$1,303,849.90	\$39,619.42	\$1,343,464.80

*Overpaid Treasurer.

COUNTY CLERKS AND RECORDERS FOR THE YEAR 1922

Fee Statement

County	Earnings	Salaries Paid	Earnings Over Exp.	Exp. Over Earnings	Balance Due-County	Condition of Books	Per Cent
							of Salar. to Earning
Adams	\$ 13,729.85	\$ 9,855.21	\$ 3,874.64	\$.00	\$ 1.45	Good	71.8
Alamosa	3,992.40	3,813.20	179.20	.00	1,131.45	Good	95.5
Arapahoe	11,799.35	6,222.90	5,576.45	.00	1,024.70	Good	52.7
Archuleta	1,289.20	1,800.00	.00	510.80	127.39	Fair	139.6
Baca	8,896.85	6,198.46	2,698.39	.00	447.20	Poor	69.7
Bent	6,537.40	5,788.00	749.40	.00	521.15	Good	88.5
Boulder	14,395.15	14,203.00	192.15	.00	1,074.70	Good	98.7
Chaffee	3,504.55	4,570.00	.00	1,065.45	2,594.05	Good	130.4
Cheyenne	4,218.15	4,162.50	55.65	.00	764.20	Good	98.7
Clear Creek..	1,771.80	3,420.00	.00	1,648.20	185.90	Good	193.0
Conejos	3,356.40	3,680.00	.00	323.60	684.25	Good	109.6
Costilla	2,772.55	4,470.00	.00	1,697.45	606.55	Good	161.2
Crowley	5,981.85	3,417.83	2,564.02	.00	196.25	Good	57.1
Custer	2,185.60	2,185.60	.00	.00	.00	Good	100.0
Delta	6,840.53	5,665.50	1,175.03	.00	1,079.58	Good	82.8
Denver	113,961.23	56,577.73	57,383.50	.00	.00	Good	49.6
Dolores	1,362.20	1,362.20	.00	.00	.00	Poor	100.0
Douglas	3,274.20	4,200.00	.00	925.80	250.17	Poor	128.3
Eagle	2,554.30	3,482.00	.00	927.70	.00	Good	136.3
Elbert	5,141.05	3,843.50	1,297.55	.00	1,535.70	Good	74.8
El Paso.....	21,447.56	19,612.20	1,835.36	.00	.00	Good	91.4
Fremont	6,491.85	5,211.01	1,280.84	.00	254.00	Good	80.3
Garfield	5,620.00	6,060.00	.00	440.00	2,373.00	Good	107.1
Gilpin	849.17	2,217.00	.00	1,367.83	.00	Fair	261.1
Grand	1,843.20	3,964.00	.00	2,120.80	141.05	Good	215.1
Gunnison	5,639.55	6,065.00	.00	425.45	310.65	Good	107.5
Hinsdale	1,060.85	1,060.85	.00	.00	.00	Good	100.0
Huerfano	6,558.74	7,410.00	.00	851.26	813.60	Good	113.0
Jackson	1,461.44	2,451.00	.00	989.56	637.26	Good	167.7
Jefferson	14,709.06	6,478.75	8,230.31	.00	.00	Poor	43.7
Kiowa	4,517.35	3,857.00	660.35	.00	10.00	Good	85.4
Kit Carson...	9,096.90	7,313.40	1,783.50	.00	53.90	Poor	80.4
Lake	1,366.60	4,578.00	.00	3,211.40	127.30	Good	335.0
La Plata.....	6,073.03	4,221.25	1,851.78	.00	483.85	Good	69.5
Larimer	17,005.70	15,967.65	1,038.05	.00	1,340.10	Good	93.9
Las Animas..	15,835.86	12,571.50	3,264.36	.00	1,392.30	Good	79.4
Lincoln	6,195.47	5,297.04	898.43	.00	5.00	Good	85.5
Logan	11,884.70	13,752.50	.00	1,867.80	2,926.20	Poor	115.7
Mesa	10,663.50	10,974.70	.00	311.20	957.43	Good	102.9
Mineral	1,058.15	1,058.15	.00	.00	.00	Fair	100.0
Moffat	4,999.00	4,069.06	929.94	.00	3.00	Good	81.4
Montezuma ..	2,882.57	3,376.05	.00	493.48	345.70	Good	117.1
Montrose	12,450.18	8,352.05	4,098.13	.00	2,082.70	Good	67.1
Morgan	11,385.65	10,106.25	1,279.40	.00	999.60	Good	88.8
Otero	12,027.03	8,025.95	4,001.08	.00	269.05	Good	33.4
Ouray	2,606.45	3,060.00	.00	453.55	224.00	Good	117.4
Park	2,497.60	3,370.25	.00	872.65	156.00	Good	134.9
Phillips	4,262.15	3,600.00	662.15	.00	368.65	Good	84.5
Pitkin	2,105.85	2,425.00	.00	319.15	600.85	Good	115.0
Prowers	11,211.45	7,387.39	3,824.06	.00	3,467.53	Fair	65.9
Pueblo	18,624.03	15,848.30	2,775.73	.00	483.80	Good	85.1
Rio Blanco..	2,967.00	3,300.00	.00	333.00	353.50	Good	111.2
Rio Grande..	4,961.55	3,620.86	1,340.69	.00	750.60	Fair	72.6
Routt	6,010.25	5,158.50	851.85	.00	501.20	Good	85.8
Saguache	3,882.65	3,781.22	.00	398.57	79.05	Poor	111.8
San Juan....	1,556.20	2,149.00	.00	592.80	112.85	Good	138.1
San Miguel..	3,018.50	3,073.35	.00	54.85	.00	Good	101.8
Sedgwick	2,656.76	3,037.75	.00	380.99	.00	Fair	114.0
Summit	1,898.20	3,000.00	.00	1,101.80	92.95	Good	158.0
Teller	2,859.50	4,608.00	.00	1,748.50	.00	Good	161.1
Washington .	8,934.67	6,753.30	2,181.37	.00	.00	Fair	75.6
Weld	31,154.17	27,030.30	4,123.87	.00	443.40	Good	86.8
Yuma	7,271.54	5,225.50	2,046.04	.00	4.52	Good	71.9
Totals...	\$528,666.24	\$429,396.71	\$124,703.17	\$25,433.64	\$35,384.76		81.2
					-4.52		

COUNTY SHERIFFS FOR THE YEAR 1922

Cash Statement

County	Balance		Receipts	Total
	Jan. 1, 1922			
Adams	\$ 877.75		\$ 11,907.86	\$ 12,785.61
Alamosa	26.90		702.30	729.20
Arapahoe	125.15		3,267.22	3,392.37
Archuleta	94.62		530.95	625.57
Baca	156.05		2,872.36	3,028.41
Bent	47.25		1,784.56	1,831.81
Boulder	118.34		5,185.27	5,303.61
Chaffee00		1,355.38	1,355.38
Cheyenne	30.78		2,685.17	2,715.95
Clear Creek	628.15		1,119.59	1,747.74
Conejos	221.85		989.12	1,210.97
Costilla	18.45		594.06	612.51
Crowley	103.63		2,298.09	2,401.72
Custer00		828.28	828.28
Delta	62.25		6,380.97	6,443.22
Denver	6,295.82		112,023.92	118,319.74
Dolores00		1,575.13	1,575.13
Douglas	9.40		1,536.93	1,546.33
Eagle	142.85		1,323.80	1,466.65
Elbert	65.10		741.70	806.80
El Paso00		14,447.41	14,447.41
Fremont	133.00		6,455.50	6,588.50
Garfield	85.87		1,856.55	1,942.42
Gilpin	10.20		292.55	302.75
Grand	87.60		1,860.06	1,947.66
Gunnison	298.75		2,129.08	2,427.83
Hinsdale00		200.15	200.15
Huerfano	56.40		4,303.89	4,360.29
Jackson	15.35		330.90	346.25
Jefferson	62.40		3,392.98	3,455.38
Kiowa	17.80		1,377.44	1,395.24
Kit Carson	254.12		5,675.08	5,929.20
Lake	-30.58		3,184.80	3,154.22
La Plata	120.55		2,216.48	2,337.03
Larimer	155.90		25,567.04	25,722.94
Las Animas	44.14		4,732.28	4,776.42
Lincoln	-10.85		1,193.54	1,182.69
Logan	1,734.36		6,377.24	8,111.60
Mesa00		4,138.51	4,138.51
Mineral00		575.18	575.18
Moffat	48.13		1,830.80	1,878.93
Montezuma	154.12		1,967.16	2,121.28
Montrose	25.65		3,450.63	3,476.28
Morgan	536.60		5,749.50	6,286.10
Otero	35.65		1,935.99	1,971.64
Ouray	53.25		632.60	685.85
Park	15.50		600.80	616.30
Phillips	58.35		1,420.91	1,479.26
Pitkin00		1,995.45	1,995.45
Prowers	43.65		6,567.96	6,611.61
Pueblo00		6,295.23	6,295.23
Rio Blanco	66.55		576.67	643.22
Rio Grande	470.15		6,063.17	6,533.32
Routt	10.85		2,362.54	2,373.39
Saguache	102.70		1,238.40	1,341.10
San Juan	4.75		864.48	869.23
San Miguel	25.90		2,989.96	3,015.86
Sedgwick	135.15		1,923.09	2,058.24
Summit	14.55		466.74	481.29
Teller	13.30		2,843.67	2,856.97
Washington	46.90		6,395.33	6,442.23
Weld	1,171.77		27,696.27	28,868.04
Yuma	82.95		4,310.33	4,393.33
Totals	\$ 15,217.20		\$340,187.05	\$355,362.82
	-41.43			
	\$ 15,175.77			

COUNTY SHERIFFS FOR THE YEAR 1922

Cash Statement

County	Disbursements	Balance	Total
		Dec. 31, 1922	
Adams	\$ 12,785.61	\$.00	\$ 12,785.61
Alamosa	687.70	41.50	729.20
Arapahoe	3,341.57	50.80	3,392.37
Archuleta	451.20	174.37	625.57
Baca	2,774.69	253.72	3,028.41
Bent	1,795.41	36.40	1,831.81
Boulder	5,286.07	17.54	5,303.61
Chaffee	1,390.49	35.11	1,355.38
Cheyenne	2,692.95	23.00	2,715.95
Clear Creek	1,687.49	60.25	1,747.74
Conejos	822.97	388.00	1,210.97
Costilla	439.41	173.10	612.51
Crowley	2,396.47	5.25	2,401.72
Custer	828.28	.00	828.28
Delta	6,437.47	5.75	6,443.22
Denver	115,260.40	3,059.34	118,319.74
Dolores	1,575.13	.00	1,575.13
Douglas	1,489.29	57.04	1,546.33
Eagle	1,437.25	29.40	1,466.65
Elbert	685.75	121.05	806.80
El Paso	14,447.41	.00	14,447.41
Fremont	6,464.20	124.30	6,588.50
Garfield	1,948.97	6.55	1,942.42
Gilpin	302.75	.00	302.75
Grand	1,881.16	66.50	1,947.66
Gunnison	2,397.18	30.65	2,427.83
Hinsdale	200.15	.00	200.15
Huerfano	4,360.29	.00	4,360.29
Jackson	344.90	1.35	346.25
Jefferson	3,454.88	.50	3,455.38
Kiowa	1,382.99	12.25	1,395.24
Kit Carson	5,799.76	129.44	5,929.20
Lake	3,258.95	104.73	3,154.22
La Plata	2,225.77	111.26	2,337.03
Larimer	25,616.14	106.80	25,722.94
Las Animas	4,763.37	13.05	4,776.42
Lincoln	1,213.25	30.56	1,182.69
Logan	6,724.49	1,387.11	8,111.60
Mesa	4,138.51	.00	4,138.51
Mineral	575.18	.00	575.18
Moffat	1,878.93	.00	1,878.93
Montezuma	2,121.28	.00	2,121.28
Montrose	3,476.28	.00	3,476.28
Morgan	5,712.20	573.90	6,286.10
Otero	1,950.44	21.20	1,971.64
Ouray	661.15	24.70	685.85
Park	616.30	.00	616.30
Phillips	1,479.26	.00	1,479.26
Pitkin	1,995.45	.00	1,995.45
Prowers	6,536.91	74.70	6,611.61
Pueblo	6,295.23	.00	6,295.23
Rio Blanco	643.22	.00	643.22
Rio Grande	4,541.60	1,991.72	6,533.32
Routt	2,368.89	4.50	2,373.39
Saguache	1,264.65	76.45	1,341.10
San Juan	848.63	20.60	869.23
San Miguel	3,008.41	7.45	3,015.86
Sedgwick	2,083.95	25.71	2,058.24
Summit	482.89	1.60	481.29
Teller	2,856.97	.00	2,856.97
Washington	6,442.23	.00	6,442.23
Weld	26,725.96	2,142.08	28,868.04
Yuma	4,393.33	.00	4,393.33
Totals	\$344,150.06	\$ 11,417.02	\$355,362.82
		-204.26	
		\$ 11,212.76	

COUNTY SHERIFFS FOR THE YEAR 1922

Fee Statement

County	Earnings	Salaries Paid	Earnings Over Exp.	Exp. Over Earnings	Balance Due County	Condition of Books	Per Cent of Salaries to Earnings
Adams	\$ 5,143.58	\$ 6,935.19	\$	\$ 1,791.61	\$.00	Fair	119.3
Alamosa	166.72	1,800.00	1,633.28	41.50	Poor	1,079.7
Arapahoe	3,661.79	3,700.00	38.21	21.05	Fair	101.0
Archuleta	320.55	1,300.00	979.45	174.37	Poor	405.6
Baca	1,265.97	3,522.74	2,256.77	113.92	Poor	278.3
Bent	1,696.86	2,880.00	1,183.14	36.40	Fair	169.7
Boulder	5,910.47	8,301.27	2,390.80	.75	Good	140.5
Chaffee	1,697.95	3,390.00	1,692.05	30.11	Fair	199.7
Cheyenne	523.98	1,800.00	1,276.02	3.50	Poor	343.5
Clear Creek	1,403.08	2,750.00	1,346.92	60.25	Fair	196.0
Conejos	208.25	2,300.04	2,091.79	388.00	Fair	1,104.5
Costilla	359.00	1,800.00	1,441.00	173.10	Poor	501.4
Crowley	2,732.39	4,464.49	1,732.10	5.25	Good	163.4
Custer	553.55	553.5500	Good	100.0
Delta	2,893.56	3,691.25	797.69	5.75	Good	127.6
Denver	47,670.60	27,126.88	20,543.72	1,298.58	Fair	56.9
Dolores	478.67	478.6700	Poor	100.0
Douglas	910.34	3,200.00	2,289.66	57.04	Fair	351.5
Eagle	909.61	1,832.65	923.04	29.40	Poor	201.5
Elbert	727.60	1,861.60	1,134.00	121.05	Fair	255.9
El Paso	5,621.46	10,344.83	4,723.37	.00	Good	184.0
Fremont	4,636.40	5,395.25	758.85	124.30	Good	116.4
Garfield	1,715.02	4,369.93	2,654.91	6.55	Good	254.8
Gilpin	508.40	2,356.71	1,848.31	.00	Fair	463.6
Grand	1,390.93	2,133.50	742.57	66.50	Fair	153.4
Gunnison	1,431.20	3,800.00	2,368.80	30.65	Good	265.5
Hinsdale	110.40	110.4000	Poor	100.0
Huerfano	4,918.35	9,146.88	4,228.53	.00	Fair	186.0
Jackson	173.60	1,350.00	1,176.40	1.35	Fair	777.7
Jefferson	3,701.29	4,061.82	360.53	.50	Fair	109.7
Kiowa	1,035.74	2,504.31	1,468.57	12.25	Poor	241.8
Kit Carson	5,348.84	3,197.05	2,151.79	129.44	Fair	59.8
Lake	Poor
La Plata	2,157.90	3,449.00	1,291.10	111.26	Good	159.8
Larimer	4,362.52	8,397.00	4,034.48	106.80	Good	192.5
Las Animas	7,383.46	8,012.89	629.43	13.05	Good	108.5
Lincoln	865.86	3,280.01	2,414.15	30.56	Poor	378.8
Logan	2,401.45	5,630.00	3,228.55	1,387.11	Fair	234.5
Mesa	5,694.65	6,152.80	458.15	.00	Good	108.0
Mineral	377.36	342.46	34.9000	Good	90.8
Moffat	1,162.45	2,400.00	1,237.55	.00	Poor	206.5
Montezuma	1,283.17	3,272.40	1,989.23	.00	Good	255.0
Montrose	2,890.69	3,967.50	1,076.81	.00	Good	137.3
Morgan	3,483.90	6,342.50	2,858.60	73.90	Good	182.1
Otero	3,242.98	6,615.96	3,372.98	21.20	Good	204.0
Ouray	758.30	1,800.00	1,041.70	24.70	Fair	237.4
Park	66.15	1,800.00	1,733.85	.00	Fair	2,721.1
Phillips	652.00	2,534.00	1,882.00	.00	Good	388.7
Pitkin	1,708.15	1,439.65	268.5000	Fair	84.3
Prowers	3,185.25	4,126.30	941.05	74.70	Good	129.5
Pueblo	7,019.55	9,900.00	2,880.45	.00	Good	141.0
Rio Blanco	396.39	2,452.50	2,056.11	30.00	Poor	618.7
Rio Grande	3,360.07	3,000.00	360.07	1,991.72	Good	89.3
Routt	3,158.95	3,800.00	641.05	4.50	Good	120.3
Saguache	919.30	2,400.00	1,480.70	76.45	Fair	261.1
San Juan	351.02	1,800.00	1,448.98	20.60	Fair	512.8
San Miguel	621.75	3,880.00	3,258.25	7.45	Good	624.0
Sedgwick	2,111.60	2,356.97	245.37	25.71	Fair	111.6
Summit	412.75	1,815.00	1,402.25	1.06	Good	439.7
Teller	2,125.03	6,349.00	4,223.97	.00	Good	298.8
Washington	2,016.70	4,555.38	2,538.68	.00	Good	225.9
Weld	7,882.56	11,457.37	3,574.81	2,142.08	Good	145.4
Yuma	3,640.10	4,315.00	674.90	.00	Good	118.5
Totals	\$185,518.16	\$260,102.70	\$ 23,358.98	\$97,943.52	\$ 8,979.67		140.2

COUNTY COURTS FOR THE YEAR 1922

Cash Statement

County	Balance Jan. 1, 1922	Receipts	Total
Adams	\$ 526.20	\$ 4,350.45	\$ 4,876.65
Alamosa	1,042.78	2,656.93	3,699.71
Arapahoe	1,436.13	7,902.47	9,338.60
Archuleta	63.15	321.90	385.05
Baca	550.25	2,061.80	2,612.05
Bent	259.43	531.75	791.18
Boulder	1,142.82	13,355.79	14,498.61
Chaffee	148.67	2,243.66	2,392.33
Cheyenne	754.13	1,070.69	1,824.82
Clear Creek	1,504.99	1,952.80	3,457.79
Conejos	617.96	1,960.25	2,578.21
Costilla	1,077.70	268.70	1,346.40
Crowley	1,126.00	3,264.37	4,390.37
Custer	62.27	679.13	741.40
Delta	945.10	4,334.38	5,279.48
Denver	76,229.40	79,066.46	155,295.86
Dolores00	137.20	137.20
Douglas	164.14	1,238.95	1,403.09
Eagle	133.52	1,824.83	1,958.35
Elbert	128.64	1,511.01	1,639.65
El Paso	2,146.17	10,480.87	12,627.04
Fremont	1,740.31	5,622.51	7,362.82
Garfield	211.31	3,559.41	3,770.72
Gilpin	121.44	492.00	613.44
Grand	108.10	675.75	783.85
Gunnison	523.75	3,931.72	4,455.47
Hinsdale	46.30	209.00	255.30
Huerfano	184.58	2,749.07	2,933.65
Jackson	90.15	657.89	748.04
Jefferson	151.88	15,351.99	15,503.87
Kiowa	446.02	757.31	1,203.33
Kit Carson	2,784.22	10,406.21	13,190.43
Lake	109.43	2,178.14	2,287.57
La Plata	723.34	5,940.45	6,663.79
Larimer	3,866.28	21,912.92	25,779.20
Las Animas	3,053.09	5,501.16	8,554.25
Lincoln	478.79	1,759.26	2,238.05
Logan	2,663.12	6,510.12	9,173.24
Mesa	924.82	6,752.77	7,677.59
Mineral	59.54	319.65	379.19
Moffat	682.60	3,421.75	4,104.35
Montezuma	697.48	2,183.98	2,881.46
Montrose	495.10	1,842.82	2,337.92
Morgan	1,071.41	7,562.42	8,633.83
Otero	1,040.92	12,266.21	13,307.13
Ouray	160.42	3,212.64	3,373.06
Park	46.03	357.55	403.58
Phillips	2,309.19	4,617.52	6,926.71
Pitkin	108.04	765.45	873.49
Prowers	969.00	2,099.79	3,068.79
Pueblo	6,659.95	21,375.35	28,035.30
Rio Blanco	1,084.09	1,993.94	3,078.03
Rio Grande	2,865.75	2,882.52	5,748.27
Routt	361.75	2,253.56	2,615.31
Saguache	-84.16	1,939.50	1,855.34
San Juan	32.95	641.85	674.80
San Miguel	2,220.59	1,943.25	4,163.84
Sedgwick	413.61	6,426.39	6,840.00
Summit	314.17	733.91	1,048.08
Teller	1,473.51	4,876.54	6,350.05
Washington	2,804.23	4,715.84	7,520.07
Weid	5,616.01	24,049.21	29,665.22
Yuma	914.36	10,109.76	11,024.12
Totals	\$140,687.08	\$358,773.47	\$499,376.39
	-84.16		
	\$140,602.92		

COUNTY COURTS FOR THE YEAR 1922

Cash Statement

County	Disbursements	Balance	Total
		Dec. 31, 1922	
Adams	\$ 4,231.55	\$ 645.10	\$ 4,876.65
Alamosa	2,351.08	1,348.63	3,699.71
Arapahoe	7,362.42	1,975.18	9,338.60
Archuleta	305.15	79.90	385.05
Baca	2,151.65	460.40	2,612.05
Bent	538.50	252.68	791.18
Boulder	12,823.03	1,675.58	14,498.61
Chaffee	2,220.05	172.28	2,392.33
Cheyenne	1,306.88	517.94	1,824.82
Clear Creek	1,766.75	1,691.04	3,457.79
Conejos	2,179.66	398.55	2,578.21
Costilla	395.86	950.54	1,346.40
Crowley	3,210.51	1,179.86	4,390.37
Custer	691.60	49.80	741.40
Delta	3,537.54	1,741.94	5,279.48
Denver	73,442.53	81,853.33	155,295.86
Dolores	135.40	1.80	137.20
Douglas	1,209.75	193.34	1,403.09
Eagle	1,852.73	105.62	1,958.35
Elbert	1,536.17	103.48	1,639.65
El Paso	10,061.07	2,565.97	12,627.04
Fremont	5,540.29	1,822.53	7,362.82
Garfield	3,567.05	203.67	3,770.72
Gilpin	501.03	112.41	613.44
Grand	708.85	75.00	783.85
Gunnison	4,274.05	181.42	4,455.47
Hinsdale	192.90	62.40	255.30
Huerfano	2,712.88	220.77	2,933.65
Jackson	643.17	104.87	748.04
Jefferson	14,452.34	1,051.53	15,503.87
Kiowa	733.33	470.00	1,203.33
Kit Carson	7,178.15	6,012.28	13,190.43
Lake	2,161.99	125.58	2,287.57
La Plata	6,546.69	117.10	6,663.79
Larimer	20,629.14	5,150.06	25,779.20
Las Animas	5,757.18	2,797.07	8,554.25
Lincoln	1,947.79	290.26	2,238.05
Logan	7,392.81	1,780.43	9,173.24
Mesa	6,875.39	802.20	7,677.59
Mineral	298.95	80.24	379.19
Moffat	3,803.42	300.93	4,104.35
Montezuma	2,528.81	352.65	2,881.46
Montrose	2,033.02	304.90	2,337.92
Morgan	6,901.89	1,731.94	8,633.83
Otero	11,857.19	1,449.94	13,307.13
Ouray	3,082.56	290.50	3,373.06
Park	346.75	56.83	403.58
Phillips	4,634.94	2,291.77	6,926.71
Pitkin	567.59	305.90	873.49
Prowers	1,996.96	1,071.83	3,068.79
Pueblo	23,454.75	4,580.55	28,035.30
Rio Blanco	2,768.99	309.04	3,078.03
Rio Grande	3,169.97	2,578.30	5,748.27
Routt	2,315.72	299.59	2,615.31
Saguache	2,025.19	-169.85	1,855.34
San Juan	662.30	12.50	674.80
San Miguel	3,658.45	505.29	4,163.84
Sedgwick	6,536.90	303.10	6,840.00
Summit	873.19	174.89	1,048.08
Teller	4,389.37	1,960.68	6,350.05
Washington	2,867.50	4,652.57	7,520.07
Weld	25,192.07	4,473.15	29,665.22
Yuma	9,801.83	1,222.29	11,024.12
Totals	\$350,894.22	\$148,652.02	\$499,376.39
		-169.85	
		\$148,482.17	

COUNTY COURTS FOR THE YEAR 1922

Fee Statement

County	Earnings	Salaries Paid	Earnings Over Exp.	Exp. Over Earnings	Balance Due County	Con- dition of Books	Per Cent of Salar's to Earn's
Adams	\$ 3,885.88	\$ 4,800.00	\$.00	\$ 914.12	\$ 259.53	Poor	123.5
Alamosa	1,121.79	2,610.00	.00	1,488.21	77.36	Fair	232.7
Arapahoe	5,262.55	4,002.00	1,260.55	.00	259.21	Fair	76.1
Archuleta	322.10	1,200.00	.00	877.90	41.70	Fair	372.6
Baca	2,024.80	2,280.00	.00	255.20	363.21	Fair	112.6
Bent	531.75	1,200.00	.00	668.25	252.68	Poor	225.7
Boulder	8,536.89	5,332.00	3,204.89	.00	38.70	Fair	62.5
Chaffee	2,251.93	2,638.64	.00	386.71	.00	Good	117.1
Cheyenne	618.84	1,881.25	.00	1,262.41	101.83	Fair	304.0
Clear Creek	1,269.03	1,800.00	.00	530.97	1,249.43	Poor	141.8
Conejos	1,084.69	1,839.75	.00	775.06	.00	Good	169.6
Costilla	311.79	2,400.00	.00	2,088.21	846.51	Fair	769.8
Crowley	1,707.30	1,800.00	.00	92.70	811.16	Fair	105.4
Custer	801.70	691.60	110.10	.00	.00	Good	86.3
Delta	2,376.30	2,700.00	.00	323.70	253.40	Poor	113.6
Denver	42,677.30	42,107.58	569.72	.00	3,775.06	Fair	98.7
Dolores	165.80	135.40	30.40	.00	.00	Poor	81.9
Douglas	1,306.80	1,800.00	.00	493.20	128.55	Good	137.7
Eagle	965.70	1,620.00	.00	654.30	8.20	Poor	167.8
Elbert	1,579.91	1,200.00	379.91	.00	8.10	Fair	76.0
El Paso	9,143.25	9,349.00	.00	205.75	.00	Good	102.3
Fremont	3,307.64	3,900.00	.00	592.36	167.89	Good	117.9
Garfield	2,121.96	2,700.00	.00	578.04	109.50	Good	127.2
Gilpin	535.13	1,800.00	.00	1,264.87	30.30	Fair	336.4
Grand	602.45	1,513.00	.00	910.55	.00	Fair	251.2
Gunnison	1,928.04	3,000.00	.00	1,071.96	25.05	Poor	155.6
Hinsdale	174.35	165.90	8.45	.00	.00	Fair	95.2
Huerfano	1,801.69	4,500.00	.00	2,698.31	116.22	Fair	249.8
Jackson	333.45	1,700.00	.00	1,366.55	37.30	Fair	509.8
Jefferson	6,850.46	3,800.00	3,050.46	.00	5.29	Good	55.5
Kiowa	881.23	1,650.00	.00	768.77	318.06	Poor	187.2
Kit Carson	5,358.55	3,050.00	2,308.55	.00	2,529.75	Fair	56.9
Lake	2,597.87	2,700.00	.00	102.13	63.34	Good	103.9
La Plata	4,007.35	3,300.00	707.35	.00	.00	Good	82.3
Larimer	7,972.10	7,200.00	772.10	.00	64.25	Good	90.3
Las Animas	4,512.23	7,080.00	.00	2,567.77	294.09	Good	156.9
Lincoln	1,895.72	2,108.30	.00	212.58	.00	Fair	111.2
Logan	2,357.90	3,900.00	.00	1,542.10	254.97	Fair	165.4
Mesa	4,655.71	4,248.00	407.71	.00	300.45	Good	91.2
Mineral	310.30	298.95	11.35	.00	.00	Poor	96.3
Moffat	2,435.17	1,800.00	635.17	.00	224.35	Good	73.9
Montezuma	1,376.55	1,800.00	.00	423.45	2.82	Good	130.8
Montrose	1,782.18	3,000.00	.00	1,217.82	114.00	Fair	168.3
Morgan	4,690.58	4,373.24	317.34	.00	329.27	Fair	93.2
Otero	5,830.35	4,500.00	1,330.35	.00	590.40	Good	77.2
Ouray	1,162.67	1,800.00	.00	637.33	85.95	Good	154.8
Park	415.05	1,200.00	.00	784.95	35.40	Fair	289.1
Phillips	2,283.60	2,383.33	.00	99.73	544.57	Fair	104.4
Pitkin	584.45	1,200.00	.00	615.55	102.94	Poor	205.3
Prowers	2,131.57	1,957.10	174.47	.00	296.59	Poor	91.8
Pueblo	13,090.67	10,672.50	2,418.17	.00	763.71	Good	81.5
Rio Blanco	1,075.81	1,800.00	.00	724.19	127.64	Good	167.3
Rio Grande	2,043.78	2,400.00	.00	356.22	1,930.87	Fair	117.4
Routt	1,937.35	2,700.00	.00	762.65	113.01	Good	139.4
Saguache	947.74	1,200.00	.00	252.26	187.74	Poor	126.6
San Juan	700.55	1,200.00	.00	499.45	.00	Fair	171.3
San Miguel	722.40	1,800.00	.00	1,077.60	83.00	Good	249.2
Sedgwick	1,402.54	1,287.00	115.54	.00	.00	Good	81.8
Summit	739.52	1,800.00	.00	1,060.48	120.89	Good	243.3
Teller	3,752.48	4,200.00	.00	447.52	108.73	Good	111.9
Washington	3,579.88	3,600.00	.00	20.12	3,435.54	Good	100.6
Weld	9,973.86	8,400.00	1,573.86	.00	1,310.81	Good	84.2
Yuma	3,767.25	3,000.00	767.25	.00	31.72	Good	79.6
Totals	\$206,576.23	\$220,074.54	\$20,153.69	\$33,652.00	\$22,973.82		106.5

DISTRICT COURTS FOR THE YEAR 1922

Cash Statement

County	Balance Jan. 1, 1922	Receipts	Total
Adams	\$ 2,815.15	\$ 4,065.85	\$ 6,881.00
Alamosa	960.66	6,336.71	7,297.37
Arapahoe	6,572.89	2,924.82	9,497.71
Archuleta	9.00	364.42	373.42
Baca	333.35	1,269.89	1,603.24
Bent	291.75	2,984.17	3,275.92
Boulder	2,939.66	7,669.56	10,609.22
Chaffee	38.62	1,847.63	1,886.25
Cheyenne	770.31	5,221.25	5,991.56
Clear Creek	13.95	1,131.65	1,145.60
Conejos	860.33	26,589.98	27,450.31
Costilla	1,123.30	146.20	1,274.50
Crowley	261.81	2,253.11	2,514.92
Custer	26.45	207.40	233.85
Delta	215.05	1,137.90	1,352.95
Denver	92,460.25	222,750.88	315,211.13
Dolores	45.00	60.15	105.15
Douglas	261.00	448.27	709.27
Eagle	266.76*	1,309.77	1,576.53
Elbert	27.95	476.65	504.60
El Paso	1,309.42	7,458.32	8,767.74
Fremont	10,582.57	2,687.76	13,270.33
Garfield	1,283.33	5,266.42	6,549.75
Gilpin	1,452.39	97.90	1,550.29
Grand	126.85	1,743.27	1,870.12
Gunnison	61.95	1,858.90	1,920.85
Hinsdale	11.80	47.00	58.80
Huerfano	632.96	4,640.38	5,273.34
Jackson	17.25	251.10	268.35
Jefferson	78.37	7,475.33	7,553.70
Kiowa	241.14	1,128.35	1,369.49
Kit Carson	7,568.47	7,053.95	14,622.42
Lake	45.70	853.39	899.09
La Plata	297.44	2,654.33	2,951.77
Larimer	2,656.60	16,278.64	18,935.24
Las Animas	3,536.27	12,120.27	15,656.54
Lincoln	377.35	484.95	862.30
Logan	2,401.21	14,169.27	16,570.48
Mesa	1,982.19	1,988.62	3,970.81
Mineral	74.65	107.50	182.15
Moffat	72.30	1,179.10	1,251.40
Montezuma	630.08	1,430.67	2,060.75
Montrose	1,532.03	8,952.20	10,484.23
Morgan	111,226.47	11,489.55	122,716.02
Otero	3,180.60	4,931.93	8,112.53
Ouray00	411.40	411.40
Park	648.50	673.22	1,321.72
Phillips	1,294.10	3,807.84	5,101.94
Pitkin	4.55	7,908.65	7,904.10
Prowers	1,371.61	7,215.94	8,587.55
Pueblo	8,598.17	216,905.70	225,503.87
Rio Blanco	408.05	3,281.52	3,689.57
Rio Grande	456.77	6,074.95	6,531.72
Routt	2,421.09	3,067.87	5,488.96
Saguache	382.85	1,967.46	2,350.31
San Juan00	650.50	650.50
San Miguel	50.77	842.62	893.39
Sedgwick	1,662.45	4,199.55	5,862.00
Summit	1,158.15	198.50	1,356.65
Teller	1,412.90	1,820.50	3,233.40
Washington	1,232.28	6,147.88	7,380.16
Weld	19,023.14	24,562.81	43,585.95
Yuma	11,549.71	8,894.72	20,444.43
Totals	\$313,348.17	\$704,176.99	\$1,017,520.61
	-4.55		
	\$313,343.62		

DISTRICT COURTS FOR THE YEAR 1922

Cash Statement

County	Disbursements	Balance Dec. 31, 1922	Total
Adams	\$ 3,993.95	\$ 2,887.05	\$ 6,881.00
Alamosa	6,478.17	819.20	7,297.37
Arapahoe	3,844.45	5,653.26	9,497.71
Archuleta	301.92	71.50	373.42
Baca	934.27	668.97	1,603.24
Bent	2,531.91	744.01	3,275.92
Boulder	8,646.67	1,962.55	10,609.22
Chaffee	1,826.50	59.75	1,886.25
Cheyenne	4,752.50	1,239.06	5,991.56
Clear Creek	1,102.70	42.90	1,145.60
Conejos	911.89	26,538.42	27,450.31
Costilla	507.31	767.19	1,274.50
Crowley	2,253.11	261.81	2,514.92
Custer	207.40	26.45	233.85
Delta	1,253.95	99.00	1,352.95
Denver	231,281.73	83,929.40	315,211.13
Dolores	105.15	.00	105.15
Douglas	447.52	261.75	709.27
Eagle	1,361.06	215.47	1,576.53
Elbert	495.70	8.90	504.60
El Paso	7,008.70	1,759.04	8,767.74
Fremont	8,705.45	4,564.88	13,270.33
Garfield	6,164.19	385.56	6,549.75
Gilpin	1,528.04	22.25	1,550.29
Grand	1,835.47	34.65	1,870.12
Gunnison	1,903.53	17.32	1,920.85
Hinsdale	25.55	33.25	58.80
Huerfano	4,916.55	356.79	5,273.34
Jackson	260.35	8.00	268.35
Jefferson	7,553.70	.00	7,553.70
Kiowa	1,124.40	245.09	1,369.49
Kit Carson	11,259.67	3,362.75	14,622.42
Lake	878.89	20.20	899.09
La Plata	2,926.77	25.00	2,951.77
Larimer	15,304.62	3,630.62	18,935.24
Las Animas	12,304.91	3,351.63	15,656.54
Lincoln	622.22	240.08	862.30
Logan	14,597.83	1,972.65	16,570.48
Mesa	3,866.66	104.15	3,970.81
Mineral00	182.15	182.15
Moffat	1,090.91	160.49	1,251.40
Montezuma	2,060.75	.00	2,060.75
Montrose	6,911.45	3,572.78	10,484.23
Morgan	11,352.78	111,863.24	122,716.02
Otero	6,287.06	1,825.47	8,112.53
Ouray	408.40	3.00	411.40
Park	513.95	807.77	1,321.72
Phillips	2,645.02	2,456.92	5,101.94
Pitkin	7,583.65	320.45	7,904.10
Prowers	6,713.22	1,874.33	8,587.55
Pueblo	62,395.87	163,108.00	225,503.87
Rio Blanco	2,784.24	905.33	3,689.57
Rio Grande	6,161.61	370.11	6,531.72
Routt	3,595.79	1,893.17	5,488.96
Saguache	1,194.85	1,155.46	2,350.31
San Juan	650.50	.00	650.50
San Miguel	698.88	194.51	893.39
Sedgwick	3,156.76	2,705.24	5,862.00
Summit	1,301.60	55.05	1,356.65
Teller	1,836.15	1,397.25	3,233.40
Washington	5,414.44	1,965.72	7,380.16
Weld	33,119.69	10,466.26	43,585.95
Yuma	17,492.79	2,951.64	20,444.43
Totals	\$561,395.72	\$456,124.89	\$1,017,520.61

DISTRICT COURTS FOR THE YEAR 1922

Fee Statement

County	Earnings	Salaries Paid	Earnings Over Exp.	Exp. Over Earnings	Balance Due County	Con- dition of Books	Per Cent of Salar's to Earn's
Adams	\$ 2,338.95	\$ 2,000.00	\$ 338.95	\$.00	\$ 120.00	Poor	85.5
Alamosa	1,184.78	1,350.00	.00	162.22	1.67	Good	113.9
Arapahoe	1,702.37	2,017.92	.00	315.55	31.99	Fair	118.5
Archuleta	419.75	720.00	.00	300.25	52.50	Good	171.7
Baca	511.57	1,200.00	.00	688.43	120.62	Fair	234.6
Bent	1,489.45	1,200.00	289.45	.00	508.90	Good	80.6
Boulder	3,015.48	4,950.00	.00	1,934.52	861.57	Good	164.2
Chaffee	454.05	1,425.00	.00	990.95	55.79	Fair	64.0
Cheyenne	1,125.73	720.00	405.73	.00	1,154.90	Fair	64.0
Clear Creek	349.40	1,000.00	.00	650.60	42.90	Fair	286.2
Conejos	1,183.50	1,440.00	.00	256.50	998.95	Fair	121.7
Costilla	141.20	1,200.00	.00	1,058.80	87.43	Fair	849.8
Crowley	1,610.40	1,388.48	221.92	.00	.00	Good	86.2
Custer	207.40	800.00	.00	592.60	22.50	Good	385.7
Delta	1,287.85	2,600.00	.00	1,312.15	95.00	Fair	201.9
Denver	78,187.35	47,580.75	30,606.60	.00	58,071.44	Good	60.8
Dolores	30.00	300.00	.00	270.00	.00	Poor	1000.0
Douglas	428.10	900.00	.00	471.90	.75	Good	210.2
Eagle	1,048.74	1,120.00	.00	71.26	90.50	Poor	106.8
Elbert	482.95	720.00	.00	237.05	.00	Fair	149.1
El Paso	6,502.45	6,065.25	437.20	.00	438.45	Good	93.3
Fremont	2,593.30	1,950.00	643.30	.00	391.76	Good	75.2
Garfield	1,855.18	2,061.40	.00	206.22	185.56	Good	111.1
Gilpin	130.42	1,500.00	.00	1,369.58	22.25	Good	1150.1
Grand	421.00	1,000.00	.00	579.00	34.65	Fair	237.5
Gunnison	413.63	1,075.00	.00	661.37	8.50	Fair	259.9
Hinsdale	47.00	240.00	.00	193.00	33.25	Fair	510.6
Huerfano	2,630.61	3,175.00	.00	544.39	18.44	Fair	120.7
Jackson	204.05	600.00	.00	395.95	8.00	Fair	294.1
Jefferson	1,494.32	1,999.98	.00	505.66	.00	Good	133.8
Kiowa	563.85	1,000.00	.00	436.15	117.90	Poor	177.4
Kit Carson	2,423.40	1,700.00	723.40	.00	425.02	Fair	70.1
Lake	322.34	1,800.00	.00	1,477.66	12.57	Good	558.4
La Plata	1,959.49	1,800.00	159.49	.00	25.00	Good	91.9
Larimer	3,925.45	5,250.00	.00	1,324.55	1,189.60	Good	133.7
Las Animas	5,406.82	5,490.00	.00	83.18	343.82	Good	101.5
Lincoln	603.88	1,200.00	.00	596.12	35.64	Fair	198.7
Logan	5,563.60	3,500.00	2,063.60	.00	395.95	Good	62.9
Mesa	1,715.45	2,000.00	.00	284.55	80.00	Good	116.6
Mineral	82.50	100.00	.00	17.50	151.74	Good	121.2
Moffat	615.90	1,200.00	.00	584.10	63.00	Fair	194.8
Montezuma	975.09	1,200.00	.00	224.91	.00	Good	123.1
Montrose	3,329.15	2,600.00	729.15	.00	.00	Good	78.1
Morgan	3,192.67	3,500.00	.00	307.33	352.97	Good	109.6
Otero	2,769.96	3,000.00	.00	230.04	8.00	Poor	108.3
Ouray	369.59	960.00	.00	590.41	3.00	Good	259.8
Park	508.24	600.00	.00	91.76	12.07	Poor	118.1
Phillips	1,191.66	1,800.00	.00	608.34	4.08	Good	151.1
Pitkin	285.33	866.68	.00	581.35	4.55	Poor	303.7
Prowers	2,525.56	1,699.84	825.72	.00	30.44	Good	67.3
Pueblo	6,229.05	5,850.00	379.05	.00	457.00	Good	93.9
Rio Blanco	204.00	450.00	.00	246.00	.00	Good	220.6
Rio Grande	2,345.36	1,800.00	545.36	.00	126.91	Fair	76.7
Routt	2,329.14	1,800.00	529.14	.00	.00	Good	77.3
Saguache	527.75	600.00	.00	72.25	596.76	Fair	113.7
San Juan	67.80	1,200.00	.00	1,132.20	.00	Fair	1770.0
San Miguel	410.35	1,200.00	.00	789.65	82.92	Fair	292.4
Sedgwick	1,019.76	1,200.00	.00	180.24	9.66	Good	117.7
Summit	201.90	500.00	.00	298.10	55.05	Fair	247.6
Teller	1,046.25	2,000.00	.00	953.75	15.35	Good	191.2
Washington	1,734.25	2,000.00	.00	265.75	138.95	Fair	115.3
Weld	8,052.74	4,500.50	3,552.24	.00	2,128.04	Good	55.9
Yuma	1,643.47	2,000.00	.00	356.53	70.31	Good	121.7
Total	\$177,612.73	\$160,665.80	\$42,450.30	\$25,503.37	\$70,312.72		90.5

SCHOOL EXPENSE COMPARED TO TOTAL COUNTY EXPENSE
FOR THE YEAR 1922

County	General	Special	Buildings, Bonds, etc.
Adams	\$ 101,569.28	\$ 133,809.65	\$ 31,630.22
Alamosa	34,441.79	72,543.77	11,170.33
Arapahoe	92,215.39	168,419.67	22,269.55
Archuleta	24,098.79	23,853.19	1,084.42
Baca	54,321.87	71,390.09	6,003.54
Bent	57,728.20	100,133.03	7,875.24
Boulder	211,533.67	321,778.69	21,845.03
Chaffee	43,635.78	64,605.03	33,773.50
Cheyenne	34,827.94	104,754.75	61,257.69
Clear Creek	19,229.74	31,712.77	.00
Conejos	45,549.82	42,389.21	16,798.81
Costilla	24,994.22	20,933.65	4,779.92
Crowley	45,859.35	101,741.51	22,016.38
Custer	10,859.06	13,479.02	.00
Delta	100,114.80	132,730.47	24,812.83
Denver	925,128.78	2,487,564.94	1,037,517.91
Dolores	8,833.80	2,718.10	970.00
Douglas	24,999.43	54,837.02	1,997.25
Eagle	27,565.30	44,081.43	1,955.25
Elbert	72,480.95	89,042.24	41,187.40
El Paso	283,539.59	674,577.43	84,636.12
Fremont	129,898.40	208,773.91	32,764.11
Garfield	82,909.73	149,280.52	46,134.80
Gilpin	8,550.33	15,993.86	1,120.00
Grand	14,228.78	15,554.26	1,031.12
Gunnison	35,644.99	61,390.37	15,173.26
Hinsdale	3,936.57	6,761.88	.00
Huerfano	117,560.37	142,033.30	12,978.75
Jackson	5,991.57	18,580.24	.00
Jefferson	107,108.75	112,882.67	27,530.65
Kiowa	38,631.32	98,973.49	9,594.49
Kit Carson	92,716.83	155,925.46	19,198.05
Lake	37,310.24	55,526.36	.00
La Plata	44,636.58	161,310.73	19,808.95
Larimer	173,858.89	384,637.11	38,462.01
Las Animas	304,584.22	337,491.90	33,498.93
Lincoln	27,556.45	156,859.98	7,754.35
Logan	139,869.35	320,994.83	38,452.99
Mesa	139,390.73	199,929.73	32,379.69
Mineral	6,153.61	1,410.76	4,289.06
Moffat	46,387.75	36,728.30	5,207.66
Montezuma	36,666.81	72,777.42	4,536.00
Montrose	48,384.30	210,771.06	12,300.53
Morgan	157,383.80	162,642.08	25,588.81
Otero	149,103.85	272,908.67	48,069.33
Ouray	18,086.37	21,979.42	1,298.78
Park	21,996.07	17,933.21	.00
Phillips	60,727.13	96,166.19	14,850.48
Pitkin	19,832.50	22,422.55	1,384.41
Prowers	130,633.25	139,139.33	18,113.40
Pueblo	337,750.92	637,831.89	48,860.65
Rio Blanco	30,472.30	29,627.05	4,633.23
Rio Grande	23,002.10	176,564.19	23,072.69
Routt	74,999.84	93,277.55	12,685.89
Saguache	40,304.73	85,911.89	13,333.30
San Juan	5,400.00	12,036.49	3,759.25
San Miguel	26,839.99	61,563.52	6,942.27
Sedgwick	40,984.14	47,757.28	23,300.49
Summit	21,712.36	9,216.45	7,408.29
Teller	31,891.64	66,320.97	.00
Washington	130,142.33	173,638.70	42,543.63
Weld	257,890.14	868,115.17	127,877.36
Yuma	131,546.73	202,000.88	14,535.00
Totals	\$ 5,596,204.31	\$ 10,879,736.28	\$ 2,239,054.05

SCHOOL EXPENSE COMPARED TO TOTAL COUNTY EXPENSE
FOR THE YEAR 1922

County	Schools Total	County Total Including Schools	Per Cent of School Expenditure
Adams	\$ 267,009.15	\$ 1,120,826.63	23.8
Alamosa	118,155.89	392,278.68	30.1
Arapahoe	282,904.61	638,449.06	44.3
Archuleta	49,036.40	138,526.85	35.4
Baca	131,715.50	326,656.07	40.3
Bent	165,736.47	480,123.28	34.5
Boulder	555,157.39	1,532,030.02	36.2
Chaffee	142,014.31	351,605.06	40.4
Cheyenne	200,840.38	439,903.82	45.7
Clear Creek	50,942.51	173,287.02	29.4
Conejos	104,737.84	333,489.55	31.4
Costilla	50,707.79	224,768.49	22.6
Crowley	169,617.24	396,848.87	42.8
Custer	24,338.08	99,496.73	24.5
Delta	257,658.10	614,806.41	41.9
Denver	4,450,211.63	11,970,780.85	37.2
Dolores	13,521.90	59,393.03	22.8
Douglas	81,833.70	275,477.21	29.7
Eagle	73,601.98	245,928.99	29.9
Elbert	202,710.59	463,243.14	43.8
El Paso	1,042,753.14	2,560,473.92	40.7
Fremont	371,436.42	854,680.72	43.5
Garfield	278,325.05	678,291.95	41.0
Gilpin	25,664.19	89,259.89	28.8
Grand	30,814.16	220,234.22	14.0
Gunnison	112,208.62	432,043.39	25.9
Hinsdale	10,698.45	66,455.97	16.1
Huerfano	272,572.48	635,735.89	42.9
Jackson	24,571.81	135,913.48	18.1
Jefferson	247,522.07	665,709.01	37.2
Kiowa	147,199.30	395,982.35	37.2
Kit Carson	267,840.34	734,331.60	36.5
Lake	92,835.60	342,645.26	27.1
La Plata	225,756.26	558,642.85	40.4
Larimer	596,958.01	1,624,257.34	36.7
Las Animas	675,575.05	1,483,605.93	45.5
Lincoln	192,170.78	487,291.10	39.4
Logan	499,317.17	1,707,954.49	29.2
Mesa	371,700.15	1,295,339.50	28.7
Mineral	11,853.43	57,331.05	20.7
Moffat	88,323.71	267,428.16	33.0
Montezuma	113,980.23	289,074.07	39.4
Montrose	271,455.89	708,705.33	38.3
Morgan	345,614.69	1,265,310.93	27.3
Otero	470,081.85	1,221,915.60	38.5
Ouray	41,864.57	166,212.76	24.9
Park	39,929.28	216,274.26	18.5
Phillips	171,743.80	429,456.73	40.0
Pitkin	43,639.46	184,176.66	23.7
Prowers	287,885.98	738,858.62	39.0
Pueblo	1,024,443.46	2,860,506.52	35.8
Rio Blanco	64,732.58	196,705.01	32.9
Rio Grande	227,638.98	443,572.78	51.3
Routt	180,963.28	546,653.32	33.1
Saguache	139,549.92	434,593.69	32.1
San Juan	21,195.74	95,797.94	22.1
San Miguel	95,345.78	303,473.57	31.4
Sedgwick	112,041.91	413,086.83	27.1
Summit	38,337.10	155,667.00	24.6
Teller	98,212.61	385,051.52	25.5
Washington	346,324.66	868,667.96	39.9
Weld	1,253,882.67	3,908,217.11	32.1
Yuma	348,082.61	850,649.43	40.9
Totals.....	\$18,714,994.70	\$52,254,154.47	35.8

COUNTY TREASURERS' DISBURSEMENTS AND PERCENTAGES
FOR THE YEAR 1922

County	To State Treasurer	Per Cent	County Expense	Per Cent	Road Expense	Per Cent	School Expense	Per Cent
Adams	\$ 136,775.58	12.2	\$ 165,488.05	14.8	\$ 169,873.96	15.2	\$ 267,009.15	23.8
Alamosa	36,486.51	9.3	40,580.25	10.3	54,020.80	13.8	118,155.89	30.1
Arapahoe	91,966.78	14.4	90,340.09	14.1	80,270.28	12.6	282,904.61	44.3
Archuleta	19,769.22	14.3	25,357.72	18.3	36,079.92	26.0	49,036.40	35.4
Baca	45,765.04	14.0	51,112.63	15.7	79,190.46	24.2	131,715.50	40.3
Bent	63,273.37	13.2	63,349.79	13.2	70,320.62	14.7	165,736.47	34.5
Boulder	203,543.43	13.2	189,997.60	12.4	262,763.90	17.2	555,157.39	36.2
Chaffee	42,185.40	12.0	64,136.00	18.2	67,160.18	19.1	142,014.31	40.4
Cheyenne	85,118.99	19.3	39,674.46	9.0	78,725.59	17.9	200,840.38	45.7
Clear Creek ..	23,563.30	13.6	40,152.97	23.2	28,863.27	16.7	50,942.51	29.4
Conejos	32,697.68	9.8	53,970.97	16.2	62,528.50	18.7	104,737.84	31.4
Costilla	20,498.07	9.1	48,989.71	21.8	61,626.99	27.4	50,707.79	22.6
Crowley	50,129.72	12.6	54,868.09	13.8	66,462.64	16.8	169,617.24	42.8
Custer	12,897.64	13.0	20,515.57	20.6	39,440.46	39.6	24,338.08	24.5
Delta	72,937.02	11.9	76,690.96	12.5	121,802.49	19.8	257,658.10	41.9
Denver	1,608,387.73	13.4	946,333.50	7.9	418,438.71	3.5	4,450,211.63	37.2
Dolores	6,822.19	11.5	19,139.63	32.2	18,607.80	31.3	13,521.90	22.8
Douglas	50,250.17	18.2	49,743.40	18.1	85,886.45	31.2	81,833.70	29.7
Eagle	26,993.08	11.0	49,154.24	20.0	83,199.69	33.8	73,601.98	29.9
Elbert	86,529.84	18.7	53,183.87	11.5	114,985.12	24.8	202,710.59	43.8
El Paso	307,600.56	12.0	324,937.17	12.7	304,201.95	11.9	1,042,753.14	40.7
Fremont	92,212.35	10.8	114,990.89	13.5	161,706.82	18.9	371,436.42	43.5
Garfield	74,369.91	11.0	95,062.95	14.0	176,918.52	26.1	278,325.05	41.0
Gilpin	9,189.34	10.3	30,984.80	34.7	17,656.51	19.8	25,664.19	28.8
Grand	18,949.89	8.6	32,574.89	14.8	125,199.08	56.8	30,814.16	14.0
Gunnison	63,728.45	14.8	85,881.41	19.9	142,549.20	33.0	112,208.62	25.9
Hinsdale	3,175.00	4.8	11,066.12	16.7	37,275.88	56.1	10,698.45	16.1
Huerfano	70,277.99	11.1	110,508.79	17.4	149,062.25	23.4	272,572.48	42.9
Jackson	20,158.04	14.8	20,105.30	14.8	66,154.88	48.7	24,571.81	18.1
Jefferson	103,288.76	15.5	98,917.37	14.9	154,240.72	23.2	247,522.07	37.2
Kiowa	69,326.84	17.5	47,390.52	12.0	78,756.77	19.9	147,199.30	37.2
Kit Carson	130,473.04	17.8	80,035.79	10.9	128,889.37	17.6	267,840.34	36.5
Lake	38,935.67	11.4	100,287.44	29.3	45,482.42	13.3	92,835.60	27.1
La Plata	67,645.17	12.1	82,282.39	14.7	110,842.31	19.8	225,756.26	40.4
Larimer	223,406.34	13.8	219,308.09	13.5	352,390.81	21.7	596,958.01	36.7
Las Animas...	176,671.91	11.9	229,779.11	15.5	196,593.65	13.3	675,575.05	45.5
Lincoln	100,242.09	20.6	64,056.33	13.1	95,522.31	19.6	192,170.78	39.4
Logan	178,426.62	10.5	178,956.51	10.5	243,135.75	14.2	499,317.17	29.2
Mesa	122,032.66	9.4	236,658.78	18.3	232,920.80	18.0	371,700.15	28.7
Mineral	5,919.50	10.3	9,562.68	16.7	24,107.30	42.0	11,853.43	20.7
Moffat	25,043.34	9.4	53,031.76	19.8	70,834.66	26.5	88,323.71	33.0
Montezuma ..	26,484.18	9.2	43,874.90	15.2	83,020.50	28.7	113,980.23	39.4
Montrose	66,087.27	9.3	162,086.71	22.9	136,857.32	19.3	271,455.89	39.3
Morgan	129,409.48	10.2	113,106.73	9.0	153,344.29	12.1	345,614.69	27.3
Otero	142,649.01	11.7	114,138.28	9.3	123,374.07	10.1	470,081.85	38.5
Ouray	18,684.15	11.2	47,275.23	28.4	41,888.48	25.2	41,364.57	24.9
Park	37,566.57	17.4	41,611.96	19.2	93,167.05	43.1	39,929.28	18.5
Phillips	77,027.00	17.9	47,467.83	11.1	63,315.38	14.7	171,743.80	40.0
Pitkin	18,069.77	9.8	66,153.23	35.9	39,896.72	21.7	43,639.46	23.7
Prowers	100,288.51	13.6	83,891.66	11.4	121,021.81	16.3	287,885.98	39.0
Pueblo	301,773.91	10.6	357,482.27	12.5	318,684.14	11.1	1,024,443.46	35.8
Rio Blanco...	26,730.93	13.6	31,394.72	15.9	59,212.69	30.1	64,732.58	32.9
Rio Grande...	44,524.58	10.0	44,814.66	10.1	66,871.31	15.1	227,638.98	51.3
Routt	51,758.18	9.5	136,603.70	25.0	118,488.35	21.7	180,963.28	33.1
Saguache	45,856.51	10.6	47,796.94	11.0	106,669.13	24.5	139,549.92	32.1
San Juan.....	15,041.78	15.7	35,722.85	37.3	15,263.42	15.9	21,195.74	22.1
San Miguel...	35,916.67	11.8	76,037.61	25.1	64,750.71	21.3	95,345.78	31.4
Sedgwick	49,474.70	12.0	43,310.72	10.5	69,776.99	16.9	112,041.91	27.1
Summit	21,782.09	14.0	35,242.73	22.6	48,237.57	31.0	38,337.10	24.6
Teller	40,245.38	10.5	105,723.80	27.5	63,479.53	16.4	98,212.61	25.5
Washington ..	144,136.47	16.6	80,434.66	9.2	186,828.62	21.5	346,324.66	39.9
Weld	480,445.80	12.3	405,812.39	10.4	591,434.78	15.1	1,253,882.67	32.1
Yuma	111,170.20	13.1	88,016.90	10.3	202,210.99	23.8	348,082.61	40.9
Totals.....	\$6,602,787.37	12.7	\$6,577,159.08	12.6	\$7,682,483.64	14.7	\$18,714,994.70	35.8

COUNTY TREASURERS' DISBURSEMENTS AND PERCENTAGES
FOR THE YEAR 1922

County	Cities	Per Cent	Irrigation	Per Cent	Miscellaneous	Per Cent	Total
Adams	\$ 70,539.60	6.3	\$ 287,563.52	25.7	\$ 23,576.77	2.0	\$ 1,120,826.63
Alamosa	33,596.95	8.6	99,789.07	25.4	9,649.21	2.5	392,278.68
Arapahoe	81,605.21	12.8	.00	.0	11,362.09	1.8	638,449.06
Archuleta	6,391.86	4.6	.00	.0	1,891.73	1.4	138,526.85
Baca	3,553.82	1.1	.00	.0	15,318.62	4.7	326,656.07
Bent	32,569.57	6.8	79,435.37	16.5	5,438.09	1.1	480,123.28
Boulder	296,092.01	19.4	.00	.0	24,475.69	1.6	1,532,030.02
Chaffee	34,769.97	9.9	.00	.0	1,339.20	0.4	351,605.06
Cheyenne	12,152.83	2.8	398.22	0.1	22,993.35	5.2	439,903.82
Clear Creek	23,529.31	13.5	.00	.0	6,235.66	3.6	173,287.02
Conejos	7,830.92	2.3	64,545.52	19.4	7,178.12	2.2	333,489.55
Costilla	1,514.60	0.7	38,690.15	17.2	2,741.18	1.2	224,768.49
Crowley	28,718.10	7.2	18,651.68	4.7	8,401.40	2.1	396,848.87
Custer	2,304.98	2.3	.00	.0	.00	.0	99,496.73
Delta	42,497.23	6.9	12,428.34	2.0	30,791.27	5.0	614,805.41
Denver	4,006,861.31	33.5	.00	.0	540,547.97	4.5	11,970,780.85
Dolores	1,301.51	2.2	.00	.0	.00	.0	59,393.03
Douglas	5,723.43	2.1	.00	.0	2,040.06	0.7	275,477.21
Eagle	12,980.00	5.3	.00	.0	.00	.0	245,928.99
Elbert	4,374.75	0.9	.00	.0	1,458.97	0.3	463,243.14
El Paso	562,898.48	22.0	.00	.0	18,082.62	0.7	2,560,473.92
Fremont	112,357.14	13.1	.00	.0	1,977.10	0.2	854,680.72
Garfield	51,562.73	7.6	349.66	.0	1,703.13	0.3	678,291.95
Gilpin	5,755.05	6.4	.00	.0	10.00	.0	89,259.89
Grand	4,074.34	1.9	.00	.0	8,621.86	3.9	220,234.22
Gunnison	27,527.53	6.4	.00	.0	148.18	.0	432,043.39
Hinsdale	2,861.64	4.3	.00	.0	1,378.88	2.0	66,455.97
Huerfano	29,776.15	4.7	.00	.0	3,538.23	0.5	635,735.89
Jackson	4,670.17	3.4	.00	.0	253.28	0.2	135,913.48
Jefferson	46,266.35	6.9	.00	.0	15,473.74	2.3	665,709.01
Kiowa	9,137.26	2.3	26,831.81	6.8	17,339.84	4.3	395,982.35
Kit Carson	67,962.72	9.2	.00	.0	59,130.34	8.0	734,331.60
Lake	61,141.42	17.8	.00	.0	3,962.71	1.1	342,645.26
La Plata	61,239.64	11.0	.00	.0	10,877.08	2.0	558,642.85
Larimer	214,818.46	13.2	200.00	0.1	17,175.63	1.0	1,624,257.34
Las Animas	196,935.21	13.3	.00	.0	8,051.00	0.5	1,483,605.93
Lincoln	35,299.59	7.3	.00	.0	.00	.0	487,291.10
Logan	127,992.44	7.5	380,610.45	22.3	99,515.55	5.8	1,707,954.49
Mesa	178,998.09	13.8	149,166.51	11.5	3,862.51	0.3	1,295,339.50
Mineral	4,451.90	7.8	.00	.0	1,436.24	2.5	57,331.05
Moffat	23,267.08	8.7	.00	.0	6,927.61	2.6	267,428.16
Montezuma	20,173.32	7.0	.00	.0	1,541.04	0.5	239,074.07
Montrose	54,012.10	7.6	.00	.0	18,206.04	2.6	708,705.33
Morgan	100,097.25	7.9	384,865.61	30.4	38,872.88	3.1	1,265,310.93
Otero	194,403.93	15.9	148,711.50	12.2	28,556.96	2.3	1,221,915.60
Ouray	15,446.57	9.3	.00	.0	1,553.76	1.0	166,212.76
Park	991.04	0.4	.00	.0	3,008.36	1.4	216,274.26
Phillips	45,440.81	10.6	.00	.0	24,461.91	5.7	429,456.73
Pitkin	14,917.48	8.1	.00	.0	1,500.00	0.8	184,176.66
Prowers	83,243.03	11.3	48,353.80	6.5	14,173.83	1.9	738,858.62
Pueblo	813,307.78	28.4	178.99	.0	44,635.97	1.6	2,860,506.52
Rio Blanco	13,118.85	6.7	.00	.0	1,515.24	0.8	196,705.01
Rio Grande	28,019.41	6.3	27,698.38	6.2	4,005.46	1.0	443,572.78
Routt	43,762.84	8.0	324.75	0.0	14,752.22	2.7	546,653.32
Saguache	8,424.25	1.9	85,033.54	19.6	1,263.40	0.3	434,593.69
San Juan	6,579.15	6.9	.00	.0	1,995.00	2.1	95,797.94
San Miguel	22,068.51	7.3	.00	.0	9,354.29	3.1	303,473.57
Sedgwick	28,863.19	7.0	92,805.28	22.5	16,814.04	4.0	413,086.83
Summit	6,479.90	4.2	.00	.0	5,587.61	3.6	155,667.00
Teller	69,976.20	18.2	.00	.0	7,414.00	1.9	385,051.52
Washington	33,508.92	3.9	4,191.24	0.5	73,243.39	8.4	868,667.96
Weld	275,558.49	7.0	816,268.63	20.9	84,814.35	2.2	3,908,217.11
Yuma	68,098.03	8.0	.00	.0	33,070.70	3.9	850,649.43
Totals	\$8,484,392.30	16.2	\$2,767,092.02	5.3	\$1,425,245.36	2.7	\$52,254,154.47

COUNTY COMMISSIONERS FOR THE YEAR 1923

Warrant Statement

County	Warants Out. Jan. 1, 1923	Warrants Issued	Total
Adams	\$ 5,191.34	\$ 323,406.72	\$ 328,598.06
Alamosa	17,529.96	122,611.82	140,141.78
Arapahoe	1,156.25	180,498.35	181,654.60
Archuleta	3,340.16	54,092.35	57,432.51
Baca	738.43	163,533.01	164,271.44
Bent	489.77	104,698.33	105,188.10
Boulder	8,215.65	424,915.72	433,131.37
Chaffee	5,271.20	111,142.86	116,414.06
Cheyenne	2,753.67	123,867.17	126,620.84
Clear Creek	1,222.37	73,223.95	74,446.32
Conejos	165,235.59	101,717.54	266,953.13
Costilla	28,023.93	101,116.99	129,140.92
Crowley	49,732.28	123,229.11	172,961.39
Custer	10,752.65	41,378.93	52,131.58
Delta	63,608.36	175,628.95	239,237.31
Denver
Dolores	13,427.72	27,079.09	40,506.81
Douglas	13,118.15	139,802.55	152,920.70
Eagle	56,164.37	105,027.10	161,191.47
Elbert	12,845.75	171,142.87	183,988.62
El Paso	8,588.99	593,186.41	601,775.40
Fremont	2,260.44	242,300.85	244,561.29
Garfield	83,982.66	215,219.59	299,202.25
Gilpin	21,267.38	41,027.97	62,295.35
Grand	19,186.04	110,948.92	130,134.96
Gunnison	41,560.47	180,879.46	222,439.93
Hinsdale	11,870.60	19,234.33	31,104.93
Huerfano	37,260.45	209,068.15	246,328.60
Jackson	723.89	70,123.21	70,847.10
Jefferson	411.27	212,947.79	213,359.06
Kiowa00	95,650.03	95,650.03
Kit Carson	566.97	227,818.29	228,385.26
Lake	8,790.35	105,771.34	114,561.69
La Plata	1,193.49	166,042.50	167,235.99
Larimer	18,488.42	474,219.61	492,708.03
Las Animas	2,952.38	396,878.02	399,830.40
Lincoln	62,896.82	274,712.23	337,609.05
Logan	56,325.22	323,633.07	379,958.29
Mesa	124,574.31	489,031.97	613,606.28
Mineral	351.76	30,655.02	31,006.78
Moffat	60,852.55	93,222.18	154,074.73
Montezuma	16,623.21	129,161.16	145,784.37
Montrose	984.06	274,896.16	275,880.22
Morgan	934.27	258,772.86	259,707.13
Otero	93,065.00	237,111.40	330,176.40
Ouray	18,406.04	66,419.62	84,825.66
Park	22,470.59	120,225.67	142,696.26
Phillips	2,826.04	88,608.81	91,434.85
Pitkin	336.97	57,891.01	58,227.98
Prowers	6,302.92	198,449.32	204,752.24
Pueblo	144,537.08	552,536.71	697,073.79
Rio Blanco	3,161.13	78,281.21	81,442.34
Rio Grande	52,668.97	88,617.33	141,286.30
Routt	4,684.85	209,100.62	213,785.47
Saguache	14,604.90	218,097.01	232,701.91
San Juan	54.05	48,092.73	48,146.78
San Miguel	20,319.50	114,162.68	134,482.18
Sedgwick	8,090.12	95,912.16	104,002.28
Summit	238.68	69,953.43	70,192.11
Teller	10,768.94	143,746.90	154,515.84
Washington	59,665.23	246,059.29	305,724.52
Weld	101,675.88	887,879.31	989,555.19
Yuma	10,432.35	261,853.82	272,286.17
Totals.....	\$ 1,615,772.84	\$11,686,513.56	\$13,302,286.40

COUNTY COMMISSIONERS FOR THE YEAR 1923

Warrant Statement

County	Warrants Paid or Canceled	Warrants Out. Dec. 31, 1923	Total
Adams	\$ 323,168.62	\$ 5,429.44	\$ 328,598.06
Alamosa	129,191.20	10,950.58	140,141.78
Arapahoe	181,186.85	467.75	181,654.60
Archuleta	56,731.59	700.92	57,432.51
Baca	156,092.65	8,178.79	164,271.44
Bent	104,892.77	295.33	105,188.10
Boulder	426,115.94	7,015.43	433,131.37
Chaffee	116,414.06	.00	116,414.06
Cheyene	120,432.66	6,188.18	126,620.84
Clear Creek	74,217.49	228.83	74,446.32
Conejos	121,321.62	145,631.51	266,953.13
Costilla	68,672.26	60,468.66	129,140.92
Crowley	115,688.34	57,273.05	172,961.39
Custer	43,869.24	8,262.34	52,131.58
Delta	190,347.62	48,889.69	239,237.31
Denver
Dolores	27,147.87	13,358.94	40,506.81
Douglas	130,923.29	22,897.41	152,920.70
Eagle	142,054.94	19,136.53	161,191.47
Elbert	178,472.14	5,516.48	183,988.62
El Paso	593,235.55	8,540.85	601,775.40
Fremont	236,250.69	8,310.60	244,561.29
Garfield	221,783.40	77,418.85	299,202.25
Gilpin	42,449.65	19,845.70	62,295.35
Grand	117,465.24	12,669.72	130,134.96
Gunnison	190,755.48	31,684.45	222,439.93
Hinsdale	19,893.51	11,211.42	31,104.93
Huerfano	207,474.18	38,854.42	246,328.60
Jackson	70,406.47	40.63	70,847.10
Jefferson	205,817.76	7,541.30	213,359.06
Kiowa	95,650.03	95,650.03
Kit Carson	227,611.75	773.51	228,385.26
Lake	107,432.81	7,128.88	114,561.69
La Plata	166,124.16	1,111.83	167,235.99
Larimer	459,074.08	33,633.95	492,708.03
Las Animas	392,435.73	7,394.67	399,830.40
Lincoln	306,617.45	30,991.60	337,609.05
Logan	365,539.65	14,418.64	379,958.29
Mesa	492,132.99	121,473.29	613,606.28
Mineral	30,793.35	213.43	31,006.78
Moffat	115,251.85	38,822.88	154,074.73
Montezuma	143,338.90	2,445.47	145,784.37
Montrose	273,354.76	2,525.46	275,880.22
Morgan	258,130.69	1,576.44	259,707.13
Otero	266,448.77	63,727.63	330,176.40
Ouray	72,037.49	12,788.17	84,825.66
Park	130,438.68	12,257.58	142,296.26
Phillips	91,134.65	300.20	91,434.85
Pitkin	57,865.62	362.36	58,227.98
Prowers	193,343.29	11,408.95	204,752.24
Pueblo	468,425.00	228,648.79	697,073.79
Rio Blanco	78,634.32	2,808.02	81,442.34
Rio Grande	138,467.84	2,818.46	141,286.30
Routt	200,726.81	13,058.66	213,785.47
Saguache	151,212.16	81,489.75	232,701.91
San Juan	48,131.59	15.19	48,146.78
San Miguel	122,891.05	11,591.13	134,482.18
Sedgwick	193,380.85	621.43	194,002.28
Summit	70,187.11	5.00	70,192.11
Teller	135,406.15	19,109.69	154,515.84
Washington	219,465.93	86,258.59	305,724.52
Weid	903,241.46	86,313.73	989,555.19
Yuma	262,291.53	9,994.64	272,286.17
Totals	\$11,758,790.58	\$ 1,543,495.82	\$13,302,286.40

COUNTY COMMISSIONERS FOR THE YEAR 1923

Financial Statement

County	Assets	Liabilities	Assets Over Liabilities	Salaries Paid	Condition of Books
Adams	\$ 225,630.71	\$ 26,825.03	\$ 198,805.68	\$ 3,574.37	Good
Alamosa	80,570.44	79,750.58	819.86	1,787.09	Fair
Arapahoe	155,286.00	13,066.10	142,219.90	2,972.18	Good
Archuleta	21,198.99	4,261.35	16,937.64	1,800.00	Good
Baca	64,894.58	44,167.75	20,726.83	2,100.00	Poor
Bent	190,995.14	12,313.87	178,681.27	2,680.00	Good
Boulder	237,407.09	37,511.04	199,896.05	5,600.00	Good
Chaffee	105,319.43	235,514.37	*130,194.94	2,280.00	Good
Cheyenne	136,283.41	11,741.21	124,542.20	2,400.00	Good
Clear Creek	67,111.49	6,352.81	60,758.68	1,800.00	Good
Conejos	78,136.08	191,776.61	*113,640.53	2,682.50	Good
Costilla	73,890.46	74,532.15	*641.69	1,700.00	Good
Crowley	87,938.20	58,173.05	29,765.15	2,700.00	Fair
Custer	28,057.74	10,692.08	17,365.66	710.00	Good
Delta	187,947.44	88,772.00	99,175.44	2,700.00	Good
Denver
Dolores	69,903.93	127,462.80	*57,553.87	345.00	Good
Douglas	107,989.43	32,703.75	75,285.68	2,700.00	Good
Eagle	76,562.66	25,473.51	51,089.15	2,081.47	Good
Elbert	107,311.51	19,199.28	88,112.23	2,500.00	Good
El Paso	970,520.76	8,540.85	961,979.91	5,356.93	Good
Fremont	242,770.72	30,402.00	212,368.72	3,574.10	Good
Garfield	172,427.92	316,160.14	*143,732.22	2,700.00	Good
Gilpin	56,071.81	24,488.27	31,583.54	1,800.00	Good
Grand	67,463.15	20,557.43	46,905.72	1,800.00	Good
Gunnison	172,987.01	277,648.94	*104,661.93	2,700.00	Good
Hinsdale	27,928.87	142,820.29	*114,891.42	366.60	Good
Huerfano	155,623.79	77,675.92	77,946.87	3,573.20	Good
Jackson	63,511.99	18,171.27	45,340.72	1,800.00	Good
Jefferson	148,416.69	21,878.38	126,538.31	3,572.00	Fair
Kiowa	112,762.78	6,611.27	106,151.51	2,700.00	Good
Kit Carson	199,304.62	12,339.95	186,964.67	3,000.00	Fair
Lake	45,761.28	7,128.88	38,632.40	2,990.00	Good
La Plata	145,306.44	112,110.18	33,196.26	2,700.00	Good
Larimer	309,192.55	79,974.82	229,217.73	5,544.44	Good
Las Animas	668,864.92	137,437.88	531,427.04	5,797.82	Good
Lincoln	206,673.82	138,034.75	68,639.07	2,420.00	Fair
Logan	475,334.29	145,778.08	329,556.21	3,600.00	Good
Mesa	488,995.80	304,184.51	184,811.29	3,600.00	Good
Mineral	29,415.35	1,872.49	27,542.86	1,200.00	Good
Moffat	126,924.62	84,993.80	41,930.82	2,400.00	Good
Montezuma	106,945.53	17,472.96	89,472.57	2,100.00	Good
Montrose	372,329.13	241,229.24	131,099.89	2,700.00	Good
Morgan	287,710.58	14,868.31	272,842.27	3,000.00	Good
Otero	128,009.64	84,073.37	43,936.27	3,600.00	Good
Ouray	75,573.28	150,173.96	*74,600.68	2,100.00	Good
Park	89,273.85	18,318.48	70,955.37	2,399.82	Fair
Phillips	103,351.95	109,494.29	*6,142.34	2,100.00	Good
Pitkin	124,237.90	252,562.26	*128,324.36	2,050.10	Good
Prowers	144,129.04	24,421.76	119,707.28	2,630.50	Good
Pueblo	1,473,707.04	524,131.28	949,575.76	7,145.15	Good
Rio Blanco	57,242.24	10,255.49	46,986.75	2,400.00	Good
Rio Grande	55,049.64	67,990.32	*12,940.68	1,784.00	Fair
Routt	321,588.58	140,137.14	181,451.44	2,400.00	Good
Saguache	127,948.72	93,519.17	34,429.55	2,700.00	Fair
San Juan	169,983.34	76,269.17	93,714.17	1,170.00	Good
San Miguel	120,297.36	62,888.08	57,409.28	2,400.00	Good
Sedgwick	96,311.30	218,897.85	*122,586.55	2,083.10	Good
Summit	103,627.94	5,900.92	97,727.02	1,650.00	Good
Teller	234,173.25	36,622.56	197,550.69	3,000.00	Good
Washington	164,490.24	99,662.34	64,827.90	3,000.00	Good
Weld	1,034,687.00	147,336.86	887,350.14	5,555.43	Good
Yuma	178,038.52	25,089.15	152,949.37	3,600.00	Good
Totals	\$12,557,398.98	\$ 5,490,414.40	\$ 8,076,900.79	\$169,575.70	

*Liabilities over Assets.

*1,009,916.21

COUNTY TREASURERS FOR THE YEAR 1923

Cash Statement

RECEIPTS

County	Balance Jan. 1, 1923	Tax Collections	Miscellaneous Collections	Total
Adams	\$ 174,692.84	\$ 700,147.00	\$ 759,987.89	\$ 1,634,827.73
Alamosa	58,676.53	323,931.18	155,668.55	538,276.26
Arapahoe	53,661.27	572,335.31	184,331.10	810,327.68
Archuleta	24,295.80	113,044.45	32,871.39	170,211.64
Baca	95,936.53	238,313.08	148,431.91	482,681.52
Bent	103,084.89	372,378.61	90,188.83	565,652.33
Boulder	89,099.84	1,478,825.30	177,940.57	1,745,865.71
Chaffee	39,679.91	283,375.60	53,615.87	376,671.38
Cheyenne	104,245.77	345,506.26	103,256.85	553,008.88
Clear Creek	40,353.24	132,350.58	34,025.76	206,729.58
Conejos	57,260.50	269,113.41	179,358.16	505,732.07
Costilla	43,987.30	129,059.47	76,865.39	249,912.16
Crowley	114,896.76	324,411.02	300,459.76	739,767.54
Custer	21,005.21	72,080.74	19,546.56	112,632.51
Delta	118,135.83	512,509.44	123,572.70	754,217.97
Denver	289,785.89	11,294,138.69	825,321.55	12,409,246.13
Dolores	7,086.59	36,381.88	21,950.73	65,419.20
Douglas	31,256.97	216,428.21	81,653.15	329,338.33
Eagle	57,788.85	220,016.10	63,519.37	341,324.32
Elbert	95,653.23	381,457.87	61,175.21	538,286.31
El Paso	179,292.18	2,534,379.45	285,041.71	2,998,713.34
Fremont	60,787.02	688,975.29	137,780.93	887,543.24
Garfield	143,286.75	558,782.10	66,379.35	768,448.20
Gilpin	14,552.02	78,001.21	12,207.67	104,760.90
Grand	40,899.42	104,653.48	72,085.20	217,638.10
Gunnison	60,669.98	319,904.84	107,424.26	487,999.08
Hinsdale	12,411.70	30,115.27	16,792.07	59,319.04
Huerfano	127,259.09	487,535.82	155,640.36	770,435.27
Jackson	35,383.41	79,776.28	40,864.83	156,024.52
Jefferson	79,500.44	530,910.88	107,106.57	717,517.89
Kiowa	89,621.95	295,896.05	104,481.52	489,999.52
Kit Carson	166,238.28	576,453.22	201,668.14	944,359.74
Lake	45,356.41	251,827.35	39,120.16	336,303.92
La Plata	70,216.78	442,709.13	88,031.21	600,957.12
Larimer	110,854.79	1,395,482.25	223,540.16	1,729,877.20
Las Animas	268,942.91	1,343,536.41	285,108.62	1,897,587.94
Lincoln	198,199.94	460,883.73	181,862.15	840,945.82
Logan	391,599.57	1,463,983.58	300,803.12	2,156,386.27
Mesa	291,408.57	1,006,783.55	280,785.31	1,578,977.43
Mineral	9,667.85	37,929.70	28,083.12	75,680.17
Moffat	72,257.21	183,846.39	110,384.80	366,488.40
Montezuma	69,641.48	239,765.06	97,723.63	407,130.17
Montrose	104,168.59	561,213.62	184,985.88	850,368.09
Morgan	309,382.08	1,121,292.04	251,886.07	1,682,060.19
Otero	271,095.16	1,137,740.05	139,751.73	1,548,586.94
Ouray	30,936.46	147,603.21	23,682.27	202,221.94
Park	32,264.43	145,187.74	68,988.32	246,440.49
Phillips	105,574.06	340,838.26	98,406.75	544,819.07
Pitkin	26,741.24	132,333.48	25,305.67	184,380.39
Prowers	227,889.51	603,792.66	292,599.49	1,124,281.66
Pueblo	210,434.33	2,674,640.50	387,363.94	3,272,438.77
Rio Blanco	46,415.40	143,693.77	126,216.26	316,325.43
Rio Grande	40,474.48	458,878.55	85,810.87	585,163.90
Routt	174,614.82	424,502.58	139,647.03	738,764.43
Saguache	69,851.21	318,749.39	167,407.44	556,008.04
San Juan	30,852.55	83,565.15	20,013.01	134,430.71
San Miguel	28,598.20	211,140.29	67,178.36	306,916.85
Sedgwick	100,511.80	366,765.73	94,969.93	562,247.46
Summit	31,538.59	103,529.09	32,219.65	167,287.33
Teller	70,692.84	245,217.44	89,101.91	405,012.19
Washington	189,794.90	570,535.66	235,256.62	995,587.18
Weld	667,613.29	3,565,746.02	556,812.21	4,790,171.52
Yuma	192,936.72	676,936.17	172,884.95	1,042,757.84
Totals	\$ 7,121,611.76	\$45,161,836.64	\$ 9,696,644.55	\$61,979,492.95

COUNTY TREASURERS FOR THE YEAR 1923

Cash Statement

DISBURSEMENTS

County	Remitted to State Treasurer	All Other Sources	Balance Dec. 31, 1923	Total
Adams	\$ 145,882.77	\$ 1,318,495.86	\$ 170,449.10	\$ 1,634,827.73
Alamosa	41,546.97	432,014.65	64,714.64	538,276.21
Arapahoe	93,323.87	659,405.77	57,598.04	810,327.68
Archuleta	21,774.05	121,202.34	27,235.25	170,211.64
Baca	46,897.80	333,459.30	102,324.42	482,681.52
Bent	64,012.77	377,433.12	124,206.44	565,652.33
Boulder	206,142.00	1,423,689.52	116,034.19	1,745,865.71
Chaffee	45,690.15	285,067.78	45,913.45	376,671.38
Cheyenne	91,987.24	356,730.60	104,291.04	553,008.88
Clear Creek	23,605.18	149,476.80	33,647.60	206,729.58
Conejos	41,466.25	416,811.45	47,454.37	505,732.07
Costilla	12,684.92	186,724.43	50,502.81	249,912.16
Crowley	54,885.88	575,775.94	109,105.72	739,767.54
Custer	13,533.08	81,894.93	17,204.50	112,632.51
Delta	78,464.83	575,274.71	100,478.43	754,217.97
Denver	1,655,081.11	10,452,860.82	301,304.20	12,409,246.13
Dolores	4,996.63	46,203.21	14,219.36	65,419.20
Douglas	52,636.42	241,337.42	35,364.49	329,338.33
Eagle	27,301.91	242,581.97	71,440.44	341,324.32
Elbert	92,606.39	356,334.06	89,345.86	538,286.31
El Paso	312,640.17	2,434,457.16	251,616.01	2,998,713.34
Fremont	94,280.94	734,828.16	58,434.14	887,543.24
Garfield	77,650.70	564,524.81	126,272.69	768,448.20
Gilpin	11,175.97	81,340.34	12,244.59	104,760.90
Grand	20,652.73	165,044.56	31,940.81	217,638.10
Gunnison	68,461.81	362,134.86	57,402.41	487,999.08
Hinsdale	3,592.33	45,350.30	10,376.41	59,319.04
Huerfano	69,011.16	579,909.83	121,514.28	770,435.27
Jackson	19,928.48	98,728.13	37,367.91	156,024.52
Jefferson	106,743.06	523,359.74	87,415.09	717,517.89
Kiowa	68,657.09	306,079.82	115,262.61	489,999.52
Kit Carson	115,946.99	604,974.76	223,437.99	944,359.74
Lake	35,479.73	262,992.90	37,831.29	336,303.92
La Plata	67,805.14	469,651.73	63,500.25	600,957.12
Larimer	234,636.90	1,343,113.53	152,126.77	1,729,877.20
Las Animas	188,356.77	1,517,925.91	191,305.26	1,897,587.94
Lincoln	107,125.17	607,720.63	126,100.02	840,945.82
Logan	194,749.84	1,622,637.37	338,999.06	2,156,386.27
Mesa	130,293.39	1,287,266.06	161,417.98	1,578,977.43
Mineral	6,245.13	48,195.27	21,239.77	75,680.17
Moffat	30,136.45	275,478.12	60,873.83	366,488.40
Montezuma	30,512.24	309,676.60	66,941.33	407,130.17
Montrose	74,962.73	648,570.86	126,534.50	850,368.09
Morgan	133,491.16	1,102,934.12	445,634.91	1,682,060.19
Otero	147,387.70	1,197,903.48	203,295.76	1,548,586.94
Ouray	20,265.80	157,081.49	24,874.65	202,221.94
Park	38,235.96	176,242.00	31,962.53	246,440.49
Phillips	71,274.79	355,784.15	117,760.13	544,819.07
Pitkin	19,891.58	139,629.43	24,859.38	184,380.39
Prowers	99,978.39	739,002.44	285,300.83	1,124,281.66
Pueblo	317,510.60	2,657,541.03	297,387.14	3,272,438.77
Rio Blanco	26,121.43	193,080.23	97,123.77	316,325.43
Rio Grande	46,950.76	476,135.50	62,077.64	585,163.90
Routt	78,403.20	517,829.92	142,531.31	738,764.43
Saguache	59,549.19	422,672.80	73,786.05	556,008.04
San Juan	15,557.22	85,944.46	32,929.03	134,430.71
San Miguel	33,502.69	252,487.32	20,926.84	306,916.85
Sedgwick	49,062.85	430,665.03	82,519.58	562,247.46
Summit	21,185.44	117,352.23	28,749.66	167,287.33
Teller	31,791.25	316,764.78	56,456.16	405,012.19
Washington	134,642.42	668,538.35	192,406.41	995,587.18
Weid	520,530.23	3,599,580.06	670,061.23	4,790,171.52
Yuma	114,460.66	735,944.13	192,353.05	1,042,757.84
Totals	\$ 6,863,358.46	\$47,869,849.08	\$ 7,246,285.41	\$61,979,492.95

COUNTY TREASURERS FOR THE YEAR 1923

Fee Statement

County	Earnings	Salaries Paid	Earnings Over Expense	Interest Due State	Con- dition of Records	Per Cent of Salaries to Earnings
Adams	\$ 17,659.09	\$ 11,376.24	\$ 6,282.85	Good	64.4
Alamosa	6,897.70	3,075.00	3,822.70	Good	44.6
Arapahoe	11,571.13	6,004.72	5,566.41	Good	51.9
Archuleta	2,753.13	1,675.00	1,078.13	Fair	60.8
Baca	6,331.51	5,310.75	1,020.76	\$ 930.17	Fair	83.9
Bent	7,644.07	3,448.80	4,195.27	539.89	Good	45.1
Boulder	21,259.38	8,772.27	12,487.11	Fair	41.3
Chaffee	6,645.38	3,420.00	3,225.38	97.57	Good	51.5
Cheyenne	7,504.91	3,300.00	4,204.91	2,207.56	Good	44.0
Clear Creek.....	3,653.37	3,420.00	233.37	Poor	93.6
Conejos	6,750.70	2,100.00	4,650.70	Good	31.1
Costilla	3,146.44	4,675.00	*1,528.56	Good	148.6
Crowley	6,823.52	3,315.00	3,508.52	Poor	48.6
Custer	2,738.21	2,395.00	343.21	26.32	Good	87.5
Delta	9,176.42	3,700.00	5,476.42	535.91	Good	40.3
Denver	120,683.47	62,048.07	58,635.40	6,519.93	Good	51.4
Dolores	1,543.07	1,657.93	*114.86	Fair	107.4
Douglas	5,513.53	2,745.00	2,768.53	Poor	49.8
Eagle	5,542.19	3,290.00	2,252.19	237.11	Good	59.4
Elbert	9,074.70	3,000.00	6,074.70	Fair	33.1
El Paso.....	32,499.71	12,117.77	20,381.94	2,141.62	Good	37.3
Fremont	14,111.60	6,896.00	7,215.60	106.71	Good	48.9
Garfield	6,966.76	5,390.28	1,576.48	861.45	Poor	77.4
Gilpin	2,639.67	2,704.50	*64.83	77.64	Good	102.1
Grand	4,523.24	3,000.00	1,523.24	Fair	66.3
Gunnison	9,945.04	3,967.56	5,977.48	1,341.10	Good	39.9
Hinsdale	1,253.81	1,253.81	47.60	Fair	100.0
Huerfano	19,967.48	4,506.66	6,460.82	Good	41.1
Jackson	3,301.05	1,600.00	1,701.05	49.43	Good	48.5
Jefferson	11,217.46	5,469.15	5,748.31	27.72	Fair	48.8
Kiowa	6,705.93	3,327.00	3,378.93	Fair	49.6
Kit Carson.....	14,182.85	4,883.50	9,299.35	2,776.83	Poor	34.4
Lake	4,902.16	4,750.00	152.16	Good	96.9
La Plata.....	9,902.68	4,243.00	5,659.68	367.14	Good	42.8
Larimer	24,856.01	8,801.50	16,054.51	Good	35.4
Las Animas.....	10,082.73	9,660.00	9,422.73	Good	50.6
Lincoln	11,176.32	5,951.50	5,224.82	Fair	53.3
Logan	20,278.05	7,556.50	12,721.55	Good	37.3
Mesa	18,152.81	9,692.75	8,460.06	565.84	Good	53.4
Mineral	1,726.61	1,500.00	226.61	Good	86.9
Moffat	6,733.68	3,059.65	3,674.03	816.07	Good	45.4
Montezuma	5,976.07	2,910.00	3,066.70	Good	48.7
Montrose	10,570.37	5,196.00	5,374.37	2,881.11	Good	49.2
Morgan	13,242.21	6,078.25	7,163.96	421.15	Fair	45.9
Otero	16,920.47	7,283.87	9,636.60	2,103.97	Good	43.0
Ouray	3,667.12	2,700.00	967.12	Good	73.6
Park	4,199.32	3,300.00	899.32	78.13	Good	78.6
Phillips	7,401.46	3,300.00	4,101.46	9,230.40	Good	44.6
Pitkin	3,531.32	2,760.00	771.32	Good	78.2
Prowers	12,544.76	5,332.60	7,212.16	2,215.48	Good	42.5
Pueblo	31,834.59	18,318.61	13,515.98	609.27	Good	57.5
Rio Blanco.....	4,309.19	3,300.00	1,009.19	136.78	Good	76.6
Rio Grande.....	8,298.08	3,287.50	5,010.58	Good	39.6
Routt	10,456.29	5,397.25	5,059.04	2,572.86	Good	51.6
Saguache	6,577.92	3,608.15	2,969.77	Fair	54.9
San Juan.....	2,474.15	2,100.00	374.15	Good	84.9
San Miguel.....	5,299.30	3,000.00	2,299.30	Good	56.6
Sedgwick	7,370.66	2,796.50	4,574.16	1,215.36	Good	37.9
Summit	3,736.18	2,100.00	1,636.18	140.38	Good	56.2
Teller	5,962.88	6,914.00	*951.12	171.69	Good	116.0
Washington	11,115.14	5,981.91	5,133.23	Good	53.8
Weld	39,750.92	14,023.13	25,727.79	Good	35.3
Yuma	12,099.04	5,196.70	6,902.34	Good	43.0
Totals.....	\$725,375.64	\$363,944.38	\$364,090.63	\$42,050.26		50.2
			*2,659.37			
			\$361,431.26			

*Expense over Earnings.

OFFICES OF THE COUNTY CLERKS AND RECORDERS FOR THE YEAR 1923

Cash Statement

County	Balance Jan. 1, 1923	Receipts	Total
Adams	\$ 1.45	\$ 37,210.95	\$ 37,212.40
Alamosa	1,131.45	11,844.36	12,975.81
Arapahoe	1,024.70	34,211.12	35,235.82
Archuleta	127.39	3,331.42	3,458.81
Baca	947.20	15,697.60	16,644.80
Bent	1,115.65	15,606.58	16,722.23
Boulder	1,074.70	66,117.41	67,192.11
Chaffee	2,594.05	10,574.39	13,168.44
Cheyenne	764.20	8,981.09	9,745.29
Clear Creek	185.90	4,499.08	4,684.98
Conejos	684.25	8,559.74	9,243.99
Costilla	606.55	4,930.92	5,537.47
Crowley	196.25	11,210.36	11,406.61
Custer	4,644.26	4,644.26
Delta	1,080.83	21,943.21	23,024.04
Denver	119,105.61	119,105.61
Dolores	1,621.95	1,621.95
Douglas	250.17	9,165.79	9,415.96
Eagle	3,713.26	3,713.26
Elbert	1,535.70	12,116.31	13,652.01
El Paso	76,910.08	76,910.08
Fremont	3,230.13	24,952.71	28,182.84
Garfield	2,373.00	16,277.16	18,650.16
Gilpin	1,712.69	1,712.69
Grand	141.05	4,143.09	4,284.14
Gunnison	431.36	7,743.28	8,174.64
Hinsdale	1,880.88	1,880.88
Huerfano	813.60	22,305.44	23,119.04
Jackson	637.26	3,841.03	4,478.29
Jefferson	37,698.23	37,698.23
Kiowa	10.00	9,173.39	9,183.39
Kit Carson	69.22	21,973.08	22,042.30
Lake	127.30	5,072.36	5,199.66
La Plata	483.85	13,992.90	14,476.75
Larimer	1,340.10	67,517.51	68,857.61
Las Animas	1,392.30	53,661.87	55,054.17
Lincoln	5.00	17,815.55	17,820.55
Logan	2,926.20	34,533.90	37,460.10
Mesa	957.43	44,537.97	45,495.40
Mineral	2,744.82	2,744.82
Moffat	3.00	7,598.87	7,601.87
Montezuma	345.70	6,813.85	7,159.55
Montrose	2,082.70	23,139.36	25,222.06
Morgan	999.60	30,545.16	31,544.76
Otero	295.30	38,690.07	38,985.37
Ouray	224.00	2,856.86	3,080.86
Park	156.00	4,635.65	4,791.65
Phillips	368.65	14,199.95	14,568.60
Pitkin	600.85	2,560.50	3,161.35
Prowers	3,467.53	29,103.33	32,570.86
Pueblo	484.30	76,739.47	77,223.77
Rio Blanco	353.50	5,505.90	5,859.40
Rio Grande	750.60	15,814.06	16,564.66
Routt	501.20	11,152.17	11,653.37
Saguache	79.05	9,892.35	9,971.40
San Juan	112.85	1,865.79	1,978.64
San Miguel	4,291.98	4,291.98
Sedgwick	8,963.42	8,963.42
Summit	92.95	3,070.62	3,163.57
Teller	8,787.73	8,787.73
Washington	19,681.55	19,681.55
Weld	443.40	91,587.33	92,030.73
Yuma	*4.52	26,830.33	26,825.81
	\$39,619.42		
* Overpaid County Treasurer	4.52		
Totals	\$39,614.90	\$1,317,899.65	\$1,357,514.55

OFFICES OF THE COUNTY CLERKS AND RECORDERS
FOR THE YEAR 1923

Cash Statement

County	Disbursements	Balance Dec. 31, 1923	Total
Adams	\$ 37,207.75	\$ 4.65	\$ 37,212.40
Alamosa	12,594.01	381.80	12,975.81
Arapahoe	35,235.82	35,235.82
Archuleta	3,325.67	133.14	3,458.81
Baca	15,312.54	1,332.26	16,644.80
Bent	15,385.63	1,336.60	16,722.23
Boulder	65,809.05	1,383.06	67,192.11
Chaffee	9,462.67	3,705.77	13,168.44
Cheyenne	9,469.09	276.20	9,745.29
Clear Creek	4,394.58	290.40	4,684.98
Conejos	7,972.59	1,271.40	9,243.99
Costilla	4,651.27	886.20	5,537.47
Crowley	10,269.42	1,137.19	11,406.61
Custer	4,644.26	4,644.26
Delta	22,348.34	675.70	23,024.04
Denver	119,105.61	119,105.61
Dolores	1,621.95	1,621.95
Douglas	9,224.61	191.35	9,415.96
Eagle	3,506.26	207.00	3,713.26
Elbert	12,172.76	1,479.25	13,652.01
El Paso	75,416.13	1,493.95	76,910.08
Fremont	27,744.44	438.40	28,182.84
Garfield	16,303.35	2,346.81	18,650.16
Gilpin	1,652.99	59.70	1,712.69
Grand	4,114.54	169.60	4,284.14
Gunnison	7,841.84	332.80	8,174.64
Hinsdale	1,880.88	1,880.88
Huerfano	22,243.33	875.11	23,119.04
Jackson	4,196.89	281.40	4,478.29
Jefferson	35,637.22	2,061.01	37,698.23
Kiowa	9,183.39	9,183.39
Kit Carson	21,464.32	577.98	22,042.30
Lake	5,089.21	110.45	5,199.66
La Plata	14,476.75	14,476.75
Larimer	65,112.12	3,745.49	68,857.61
Las Animas	53,818.82	1,235.35	55,054.17
Lincoln	16,127.45	1,693.10	17,820.55
Logan	36,501.30	958.80	37,460.10
Mesa	44,518.12	977.28	45,495.40
Mineral	2,744.82	2,744.82
Moffat	7,134.07	467.80	7,601.87
Montezuma	6,852.25	307.30	7,159.55
Montrose	24,173.29	1,048.77	25,222.06
Morgan	30,471.76	1,073.00	31,544.76
Otero	38,190.78	794.59	38,985.37
Ouray	2,986.26	94.60	3,080.86
Park	4,679.90	111.75	4,791.65
Phillips	14,509.70	58.90	14,568.60
Pitkin	2,866.40	294.95	3,161.35
Prowers	28,114.48	4,456.38	32,570.86
Pueblo	75,634.97	1,588.80	77,223.77
Rio Blanco	5,629.90	229.50	5,859.40
Rio Grande	15,081.66	1,483.00	16,483.00
Routt	11,190.37	463.00	11,653.37
Saguache	9,177.43	793.97	9,971.40
San Juan	1,852.09	126.55	1,978.64
San Miguel	4,160.48	131.50	4,291.98
Sedgwick	8,963.42	8,963.42
Summit	3,072.37	91.20	3,163.57
Teller	8,783.03	4.70	8,787.73
Washington	19,090.55	591.00	19,681.55
Weld	89,361.53	2,669.20	92,030.73
Yuma	26,155.03	670.78	26,825.81
Totals	\$ 1,307,914.11	\$ 49,600.44	\$ 1,357,514.55

OFFICES OF THE COUNTY CLERKS AND RECORDERS FOR THE YEAR 1923

Fee Statement

County	Earnings	Salaries Paid	Earnings Over Expense	Balance Due County	Condition of Books	Per Cent
Adams	\$ 13,078.85	\$ 9,481.51	\$ 3,597.34	\$ 4.65	Good	72.5
Alamosa	4,503.25	3,963.25	540.00	381.80	Good	88.0
Arapahoe	12,488.85	6,238.23	6,250.62	Good	50.0
Archuleta	1,269.20	1,733.33	*464.13	133.14	Fair	136.6
Baca	7,180.70	6,353.68	827.02	812.26	Poor	88.5
Bent	5,809.70	4,875.00	934.70	516.60	Good	83.9
Boulder	16,856.26	14,668.63	2,187.63	1,383.06	Good	87.0
Chaffee	3,705.77	4,740.00	*1,034.23	3,705.77	Good	127.9
Cheyenne	3,795.90	4,500.00	*704.10	276.20	Good	118.5
Clear Creek	2,014.05	3,420.00	*1,405.95	290.40	Good	169.8
Conejos	3,845.90	2,100.00	1,745.90	2,344.90	Good	54.6
Costilla	2,374.70	3,669.65	*1,294.95	886.20	Good	154.5
Crowley	4,336.80	3,262.69	1,074.11	1,137.19	Fair	75.2
Custer	2,096.50	2,096.50	Good	100.0
Delta	6,281.05	5,610.00	671.05	675.70	Good	89.3
Denver	118,483.11	57,175.83	61,307.28	Good	48.3
Dolores	1,166.84	1,166.84	Poor	100.0
Douglas	3,229.19	3,905.25	*676.06	191.35	Fair	120.9
Eagle	3,150.45	3,208.75	*58.30	207.00	Fair	101.9
Elbert	4,521.55	3,943.25	578.30	1,479.25	Good	87.2
El Paso	20,935.24	13,677.74	7,257.50	1,493.95	Good	65.3
Fremont	6,234.52	5,144.00	1,090.52	438.40	Good	82.5
Garfield	5,897.37	6,211.00	*313.63	2,346.81	Good	105.3
Gilpin	1,454.20	2,056.25	*602.05	59.70	Good	141.4
Grand	2,231.49	3,783.50	*1,552.01	169.60	Good	169.6
Gunnison	3,514.45	5,969.77	*2,455.32	332.80	Good	169.9
Hinsdale	1,136.70	1,136.70	Good	100.0
Huerfano	7,866.10	8,158.50	*792.40	875.11	Good	110.8
Jackson	1,337.60	1,685.00	*347.40	156.40	Good	126.0
Jefferson	14,726.77	7,242.10	7,484.67	2,037.28	Good	49.2
Kiowa	4,328.50	3,644.00	684.50	Good	84.2
Kit Carson	8,892.70	5,699.76	3,192.94	577.98	Fair	64.1
Lake	1,522.95	3,900.00	*2,377.05	110.45	Good	256.1
La Plata	5,846.18	3,885.35	1,960.83	Good	66.5
Larimer	19,733.64	14,988.65	4,744.99	3,745.49	Good	76.0
Las Animas	20,184.85	14,027.50	6,157.35	1,189.10	Good	69.5
Lincoln	5,938.55	5,446.39	492.16	497.60	Fair	91.7
Logan	11,293.50	12,789.00	*1,495.50	958.80	Poor	113.2
Mesa	11,313.91	10,861.50	452.41	977.28	Good	96.0
Mineral	1,216.60	1,216.60	Good	100.0
Moffat	4,489.60	3,341.61	1,147.99	467.80	Good	74.4
Montezuma	3,320.40	3,191.00	129.40	307.30	Good	96.1
Montrose	12,781.59	9,039.68	3,741.91	1,048.77	Good	70.7
Morgan	10,807.45	9,513.00	1,294.45	1,073.00	Good	88.0
Otero	11,422.60	8,969.17	2,453.43	750.32	Good	78.5
Ouray	2,419.15	2,712.70	*293.55	94.60	Good	112.1
Park	2,294.70	3,370.50	*1,075.80	111.75	Good	146.9
Phillips	3,695.40	3,600.00	95.40	58.90	Good	97.4
Pitkin	1,866.45	2,715.00	*848.55	294.95	Good	145.5
Prowers	10,604.52	9,000.33	1,604.19	2,399.09	Good	84.9
Pueblo	21,310.70	18,564.81	2,745.89	1,588.80	Good	87.1
Rio Blanco	2,418.25	3,300.00	*881.75	229.50	Good	136.5
Rio Grande	4,750.30	3,757.50	992.80	1,483.00	Good	79.1
Routt	5,520.30	5,181.15	339.15	463.00	Good	93.9
Saguache	3,259.08	2,279.50	979.58	793.97	Fair	69.9
San Juan	1,197.45	2,100.00	*902.55	126.55	Good	175.4
San Miguel	1,612.70	3,106.46	*1,493.76	131.50	Good	192.6
Sedgwick	3,083.75	2,912.50	171.25	Good	94.4
Summit	952.55	3,750.00	*2,797.45	91.20	Good	393.7
Teller	2,440.90	4,200.00	*1,759.10	4.70	Good	172.1
Washington	7,686.25	6,524.05	1,162.20	591.00	Good	84.9
Weld	29,057.27	24,612.84	4,444.43	2,669.20	Good	84.7
Yuma	7,118.55	6,042.65	1,075.90	648.56	Good	84.9
Totals	\$529,404.35	\$419,420.15	\$135,609.79	\$ 45,819.68		79.2
				*25,625.59		

* Expense over earnings.

COUNTY SHERIFFS FOR THE YEAR 1923

Cash Statement

County	Balance Jan. 1, 1923	Receipts	Total
Adams		\$ 5,779.26	\$ 5,779.26
Alamosa	\$ 41.50	414.01	455.51
Arapahoe	50.80	3,338.84	3,389.64
Archuleta	174.37	438.27	612.64
Baca	253.72	2,177.20	2,430.92
Bent	36.40	1,173.65	1,210.05
Boulder	17.54	15,384.69	15,402.23
Chaffee	*35.11	1,394.81	1,359.70
Cheyenne	23.00	1,721.49	1,744.49
Clear Creek	60.25	787.76	848.01
Conejos	388.00	1,212.40	1,600.40
Costilla	173.10	287.97	461.07
Crowley	5.25	1,426.82	1,432.07
Custer		1,159.55	1,159.55
Delta	5.75	2,630.61	2,636.36
Denver	3,059.34	105,660.81	108,720.15
Dolores		548.46	548.46
Douglas	57.04	2,852.87	2,909.91
Eagle	29.40	1,704.94	1,734.34
Elbert	121.05	1,156.38	1,277.43
El Paso		15,801.30	15,801.30
Fremont	124.30	3,481.21	3,605.51
Garfield	*6.55	2,262.75	2,256.20
Gilpin		230.30	230.30
Grand	66.50	1,666.82	1,733.32
Gunnison	30.65	2,440.01	2,470.66
Hinsdale		107.75	107.75
Huerfano		4,049.76	4,049.76
Jackson	1.35	301.87	303.22
Jefferson50	5,338.25	5,338.75
Kiowa	12.25	1,105.04	1,117.29
Kit Carson	129.44	4,645.33	4,774.77
Lake	*104.73	2,234.23	2,129.50
La Plata	111.26	3,516.61	3,627.87
Larimer	106.80	5,580.76	5,687.56
Las Animas	13.05	4,571.03	4,584.08
Lincoln	*30.56	1,154.42	1,123.86
Logan	1,387.11	6,366.12	7,753.23
Mesa		4,349.05	4,349.05
Mineral		307.77	307.77
Moffat		2,384.71	2,384.71
Montezuma		1,285.86	1,285.86
Montrose		2,616.23	2,616.23
Morgan	573.90	5,011.26	5,585.16
Otero	21.20	2,637.94	2,659.14
Ouray	24.70	494.75	519.45
Park		1,173.29	1,173.29
Phillips		2,542.28	2,542.28
Pitkin		232.78	232.78
Prowers	74.70	2,816.54	2,891.24
Pueblo		7,072.78	7,072.78
Rio Blanco		535.29	535.29
Rio Grande	1,991.72	6,772.70	8,764.42
Routt	4.50	2,499.50	2,504.00
Saguache	76.45	3,069.50	3,145.95
San Juan	20.60	1,055.49	1,076.09
San Miguel	7.45	2,485.17	2,492.62
Sedgwick	*25.71	906.92	881.21
Summit	*1.60	298.60	297.00
Teller		2,530.21	2,530.21
Washington		2,882.26	2,882.26
Weld	2,142.08	25,692.83	27,834.91
Yuma		6,053.39	6,053.39
Totals.....	\$ 11,417.02	\$303,811.45	\$315,024.21
	*-204.26		
	\$ 11,212.76		

* Overpaid County Treasurer.

COUNTY SHERIFFS FOR THE YEAR 1923

Cash Statement

County	Disbursements	Balance Dec. 31, 1923	Total
Adams	\$ 5,744.29	\$ 34.97	\$ 5,779.26
Alamosa	455.51	455.51
Arapahoe	3,389.99	*.35	3,389.64
Archuleta	459.62	153.02	612.64
Baca	2,162.85	268.07	2,430.92
Bent	1,189.15	20.90	1,210.05
Boulder	15,169.02	233.21	15,402.23
Chaffee	1,290.55	69.15	1,359.70
Cheyenne	1,692.49	52.00	1,744.49
Clear Creek	836.06	11.95	848.01
Conejos	1,376.12	224.28	1,600.40
Costilla	461.07	461.07
Crowley	1,358.80	73.27	1,432.07
Custer	1,159.55	1,159.55
Delta	2,598.21	38.15	2,636.36
Denver	102,223.32	6,496.83	108,720.15
Dolores	548.46	548.46
Douglas	2,899.41	10.50	2,909.91
Eagle	1,698.93	35.41	1,734.34
Elbert	1,240.63	36.80	1,277.43
El Paso	15,800.75	.55	15,801.30
Fremont	3,475.67	129.84	3,605.51
Garfield	2,162.84	93.36	2,256.20
Gilpin	175.50	54.80	230.30
Grand	1,676.05	57.27	1,733.32
Gunnison	2,397.81	72.85	2,470.66
Hinsdale	107.75	107.75
Huerfano	3,911.38	138.38	4,049.76
Jackson	298.97	4.25	303.22
Jefferson	5,326.75	12.00	5,338.75
Kiowa	1,105.04	12.25	1,117.29
Kit Carson	4,588.92	185.85	4,774.77
Lake	2,226.88	*97.38	2,129.50
La Plata	3,444.28	183.59	3,627.87
Larimer	5,604.51	83.05	5,687.56
Las Animas	4,565.38	18.70	4,584.08
Lincoln	1,064.26	59.60	1,123.86
Logan	6,191.32	1,561.91	7,753.23
Mesa	4,318.55	30.50	4,349.05
Mineral	307.77	307.77
Moffat	2,306.71	78.00	2,384.71
Montezuma	1,284.36	1.50	1,285.86
Montrose	2,556.63	59.60	2,616.23
Morgan	4,987.21	597.95	5,585.16
Otero	2,588.94	70.20	2,659.14
Ouray	489.60	29.85	519.45
Park	1,140.40	32.89	1,173.29
Phillips	2,487.81	54.47	2,542.28
Pitkin	229.18	3.60	232.78
Prowers	2,606.71	284.53	2,891.24
Pueblo	7,043.48	29.30	7,072.78
Rio Blanco	481.84	53.45	535.29
Rio Grande	8,641.83	122.59	8,764.42
Routt	2,476.30	27.70	2,504.00
Saguache	3,145.95	3,145.95
San Juan	1,057.84	18.25	1,076.09
San Miguel	2,476.52	16.10	2,492.62
Sedgwick	776.26	104.95	881.21
Summit	286.60	10.40	297.00
Teller	2,530.21	2,530.21
Washington	2,532.16	350.10	2,882.26
Weld	26,022.68	1,812.23	27,834.91
Yuma	5,796.34	257.05	6,053.39
Totals	\$300,649.97	\$ 14,471.97 *97.73	\$315,024.21
		\$ 14,374.24	

* Overpaid County Treasurer.

COUNTY SHERIFFS FOR THE YEAR 1923

Fee Statement

County	Earnings	Salaries Paid	Expense Over Earnings	Balance Due County	Condition of Books	Per Cent of Salaries to Earnings
Adams	\$ 2,748.52	\$ 7,678.87	\$ 4,930.35	\$ 34.97	Poor	279.4
Alamosa	305.50	1,800.00	1,494.50	Poor	589.2
Arapahoe	2,972.25	3,791.66	819.41	†.35	Good	127.6
Archuleta	400.30	1,300.00	899.70	153.02	Fair	324.8
Baca	1,983.35	3,183.85	1,200.50	268.07	Good	160.5
Bent	1,682.66	2,880.00	1,197.34	20.90	Fair	171.2
Boulder	4,625.73	9,136.51	4,510.78	214.92	Good	197.5
Chaffee	1,618.30	3,380.00	1,761.70	74.15	Fair	208.9
Cheyenne	993.28	2,300.00	1,306.72	32.50	Good	231.6
Clear Creek	936.00	2,300.00	1,364.00	11.95	Good	245.7
Conejos	317.48	2,250.52	1,933.04	224.28	Fair	708.9
Costilla	92.95	1,978.00	1,885.05	Fair	2,128.0
Crowley	1,857.38	3,364.00	1,506.62	73.25	Good	181.1
Custer	503.10	503.10	Poor	100.0
Delta	1,769.34	3,509.00	1,739.66	38.15	Good	198.3
Denver	43,656.59	26,404.46	*17,252.13	4,339.44	Poor	60.5
Dolores	329.55	329.55	Fair	100.0
Douglas	679.60	2,700.00	2,020.40	10.50	Fair	397.3
Eagle	1,216.87	2,100.00	883.13	35.41	Fair	172.6
Elbert	1,036.58	1,800.00	763.42	36.80	Good	173.7
El Paso	4,814.64	7,776.84	2,962.20	.55	Good	161.5
Fremont	4,829.79	5,040.10	210.31	134.80	Fair	104.4
Garfield	1,141.79	4,204.55	3,062.76	93.36	Fair	368.2
Gilpin	565.55	2,048.25	1,482.70	54.80	Good	362.2
Grand	657.47	2,206.75	1,549.28	57.27	Poor	335.6
Gunnison	1,929.28	3,824.00	1,894.72	72.85	Good	198.2
Hinsdale	87.00	87.00	Good	100.0
Huerfano	5,063.58	7,088.77	2,025.19	138.38	Fair	140.0
Jackson	99.10	1,345.00	1,245.90	4.25	Fair	1,357.2
Jefferson	2,818.64	3,846.55	1,027.91	12.00	Poor	136.5
Kiowa	531.80	2,254.51	1,722.71	12.25	Good	423.9
Kit Carson	2,495.21	3,908.13	1,412.92	185.85	Fair	156.6
Lake	61.30	3,200.00	3,138.70	7.35	Poor	5,220.2
La Plata	2,741.24	3,500.00	758.76	183.59	Fair	127.7
Larimer	3,665.98	7,912.50	4,246.52	83.05	Good	215.8
Las Animas	7,308.42	8,680.00	1,371.58	18.70	Good	118.8
Lincoln	430.85	2,293.96	1,863.11	59.60	Fair	532.4
Logan	3,699.95	5,545.36	1,845.41	1,561.91	Good	149.9
Mesa	5,425.85	5,569.49	143.64	30.50	Good	102.6
Mineral	232.57	232.57	Good	100.0
Moffat	1,354.71	2,091.33	736.62	78.00	Fair	154.5
Montezuma	1,099.98	2,969.66	1,869.68	1.50	Good	270.0
Montrose	2,283.20	3,871.60	1,588.40	59.60	Good	169.6
Morgan	3,264.84	6,400.00	3,135.16	97.95	Good	196.0
Otero	2,800.74	5,041.05	2,240.31	70.20	Fair	180.0
Ouray	382.65	1,800.00	1,417.35	29.85	Fair	470.4
Park	189.99	2,104.00	1,914.01	32.89	Poor	1,107.4
Phillips	1,256.18	2,648.25	1,392.07	54.47	Fair	210.8
Pitkin	424.70	1,763.42	1,338.72	3.60	Fair	415.2
Prowers	1,941.46	4,407.75	2,466.29	87.55	Fair	227.0
Pueblo	8,238.03	9,900.00	1,661.97	29.30	Good	120.2
Rio Blanco	360.64	2,391.65	2,031.01	53.45	Poor	663.2
Rio Grande	2,703.01	2,992.74	289.73	122.59	Good	110.7
Routt	2,531.55	3,800.00	1,268.45	27.70	Good	150.1
Saguache	891.40	2,400.00	1,508.60	Fair	269.2
San Juan	466.00	1,800.00	1,334.00	18.25	Good	386.3
San Miguel	444.95	3,800.00	3,355.05	16.10	Good	854.0
Sedgwick	634.40	2,214.77	1,580.37	104.95	Poor	349.1
Summit	303.95	1,815.00	1,511.05	10.40	Good	597.1
Teller	1,794.69	6,443.00	4,648.31	Good	359.0
Washington	1,390.50	3,709.75	2,319.25	350.10	Good	266.7
Weld	8,461.11	14,241.61	5,780.50	1,812.23	Good	168.3
Yuma	4,738.41	4,095.00	*643.41	257.05	Good	86.4
Totals	\$166,282.43	\$255,954.43	\$107,567.54	\$ 11,597.10		153.9

† Overpaid County Treasurer.

* Earnings over Expense.....\$17,895.54

OFFICES OF THE COUNTY COURTS FOR THE YEAR 1923

Cash Statement

County	Balance Jan. 1, 1923	Receipts	Total
Adams	\$ 645.10	\$ 4,500.09	\$ 5,145.19
Alamosa	1,348.63	2,522.05	3,870.68
Arapahoe	1,975.18	8,512.62	10,487.80
Archuleta	79.90	770.45	850.35
Baca	460.40	2,135.55	2,595.95
Bent	252.68	554.30	806.98
Boulder	1,675.58	13,211.92	14,887.50
Chaffee	172.28	3,126.73	3,299.01
Cheyenne	517.94	533.93	1,051.87
Clear Creek	1,691.04	961.13	2,652.17
Conejos	398.55	1,565.98	1,964.53
Costilla	950.54	414.47	1,365.01
Crowley	1,179.86	2,638.08	3,817.94
Custer	49.80	936.15	985.95
Delta	1,741.94	2,490.65	4,232.59
Denver	81,853.33	85,975.37	167,828.70
Dolores	1.80	97.00	98.80
Douglas	193.34	1,196.20	1,389.54
Eagle	105.62	1,283.16	1,388.78
Elbert	103.48	1,704.55	1,808.03
El Paso	2,565.97	21,890.22	24,456.19
Fremont	1,822.53	6,399.49	8,222.02
Garfield	203.67	6,184.81	6,388.48
Gilpin	112.41	339.28	451.69
Grand	75.00	639.10	714.10
Gunnison	181.42	2,551.24	2,732.66
Hinsdale	62.40	334.65	397.05
Huerfano	220.77	8,965.13	9,185.90
Jackson	104.87	550.88	655.75
Jefferson	1,051.53	14,162.32	15,213.85
Kiowa	470.00	1,204.98	1,674.98
Kit Carson	6,012.28	6,686.86	12,699.14
Lake	125.58	2,072.06	2,197.64
La Plata	117.10	3,307.06	3,424.16
Larimer	5,150.06	23,340.43	28,490.49
Las Animas	2,797.07	7,157.40	9,954.47
Lincoln	290.26	2,639.80	2,930.06
Logan	1,780.43	11,848.09	13,628.52
Mesa	802.20	10,545.56	11,347.76
Mineral	80.24	267.05	347.29
Moffat	300.93	1,879.99	2,180.92
Montezuma	352.65	1,747.62	2,100.27
Montrose	304.90	1,786.80	2,091.70
Morgan	1,731.94	6,185.24	7,867.18
Otero	1,449.94	14,088.21	15,538.15
Ouray	290.50	984.31	1,274.81
Park	56.83	284.54	341.37
Phillips	2,291.77	5,002.29	7,294.06
Pitkin	305.90	708.26	1,014.16
Prowers	1,071.83	1,602.74	2,674.57
Pueblo	4,580.55	21,581.15	26,161.70
Rio Blanco	309.04	1,265.37	1,574.41
Rio Grande	2,578.30	2,500.46	5,078.76
Routt	299.59	6,467.59	6,767.18
Saguache	*169.85	956.78	786.93
San Juan	12.50	2,115.05	2,127.55
San Miguel	505.39	1,772.16	2,277.55
Sedgwick	303.10	3,333.12	3,636.22
Summit	174.89	1,090.48	1,265.37
Teller	1,960.68	2,908.29	4,868.97
Washington	4,652.57	4,959.42	9,611.99
Weld	4,473.15	16,445.81	20,918.96
Yuma	1,222.29	14,697.94	15,920.23
	\$148,652.02		
	169.85		
Totals.....	\$148,482.17	\$380,530.41	\$529,012.58

† Overpaid County Treasurer.

OFFICES OF THE COUNTY COURTS FOR THE YEAR 1923

Cash Statement

County	Disbursements	Balance Dec. 31, 1923	Total
Adams	\$ 4,204.94	\$ 940.25	\$ 5,145.19
Alamosa	2,924.09	946.59	3,870.68
Arapahoe	8,319.26	2,168.54	10,487.80
Archuleta	801.25	49.10	850.35
Baca	2,312.84	283.11	2,595.95
Bent	551.80	255.18	806.98
Boulder	12,795.09	2,092.41	14,887.50
Chaffee	3,150.35	148.66	3,299.01
Cheyenne	365.03	686.84	1,051.87
Clear Creek	2,427.77	224.40	2,652.17
Conejos	1,538.26	426.27	1,964.53
Costilla	315.40	1,049.61	1,365.01
Crowley	3,412.45	405.49	3,817.94
Custer	936.65	49.30	985.95
Delta	3,107.49	1,125.10	4,232.59
Denver	74,170.98	93,657.72	167,828.70
Dolores	98.80	.00	98.80
Douglas	1,217.56	171.98	1,389.54
Eagle	1,304.47	84.31	1,388.78
Elbert	1,717.60	90.43	1,808.03
El Paso	9,445.59	15,010.60	24,456.19
Fremont	6,102.14	2,119.88	8,222.02
Garfield	6,289.31	99.17	6,388.48
Gilin	338.29	113.40	451.69
Grand	489.10	225.00	714.10
Gunnison	2,570.18	162.48	2,732.66
Hinsdale	317.25	79.80	397.05
Huerfano	8,485.59	700.31	9,185.90
Jackson	634.58	21.17	655.75
Jefferson	14,848.17	365.68	15,213.85
Kiowa	1,446.97	228.01	1,674.98
Kit Carson	9,412.39	3,286.75	12,699.14
Lake	2,126.88	70.76	2,197.64
La Plata	3,424.16	.00	3,424.16
Larimer	25,114.64	3,375.85	28,490.49
Las Animas	6,849.62	3,104.85	9,954.47
Lincoln	2,365.82	564.24	2,930.06
Logan	11,570.76	2,057.76	13,628.52
Mesa	9,426.64	1,921.12	11,347.76
Mineral	265.00	82.29	347.29
Moffat	1,116.64	1,064.28	2,180.92
Montezuma	1,865.92	234.35	2,100.27
Montrose	1,638.30	453.40	2,091.70
Morgan	6,411.30	1,455.88	7,867.18
Otero	13,865.77	1,672.38	15,538.15
Ouray	1,199.20	75.61	1,274.81
Park	288.05	53.32	341.37
Phillips	4,219.53	3,074.53	7,294.06
Pitkin	818.26	195.90	1,014.16
Prowers	1,448.18	1,226.39	2,674.57
Pueblo	22,422.50	3,739.20	26,161.70
Rio Blanco	1,272.17	302.24	1,574.41
Rio Grande	4,347.09	731.67	5,078.76
Routt	6,600.39	166.29	6,767.18
Saguache	950.92	*163.99	786.93
San Juan	2,043.80	83.75	2,127.55
San Miguel	2,112.66	164.89	2,277.55
Sedgwick	3,526.31	109.91	3,636.22
Summit	1,006.38	258.99	1,265.37
Teller	2,986.87	1,882.10	4,868.97
Washington	7,579.58	2,032.41	9,611.99
Weld	17,537.83	3,381.13	20,918.96
Yuma	14,825.86	1,094.37	15,920.23
Totals	\$367,279.17	\$161,897.40 163.99	\$529,012.58
		\$161,733.41	

* Overpaid County Treasurer.

OFFICES OF THE COUNTY COURTS FOR THE YEAR 1923

Fee Statement

County	Earnings	Salaries Paid	Earnings Over Expense	Balance Due County	Condition of Books	Per Cent
Adams	\$ 3,599.24	\$ 4,800.00	\$ *1,200.76	\$ 288.83	Good	133.4
Alamosa	1,735.00	2,580.00	*845.00	132.31	Poor	148.7
Arapahoe	5,024.54	4,094.00	930.54	802.80	Fair	81.5
Archuleta	493.80	1,200.00	*706.20	†.40	Fair	243.0
Baca	1,707.07	2,280.00	*572.93	262.56	Fair	133.6
Bent	704.57	2,050.00	*1,345.43	255.18	Good	291.0
Boulder	8,130.95	5,324.00	2,806.95	.00	Good	65.5
Chaffee	2,341.03	2,700.00	*358.97	.00	Good	115.3
Cheyenne	552.31	2,100.00	*1,547.69	256.61	Good	380.2
Clear Creek	1,227.96	1,800.00	*572.04	48.80	Fair	146.6
Conejos	1,003.56	1,810.00	*806.44	†60.43	Good	180.4
Costilla	418.86	2,400.00	*1,981.14	921.15	Fair	573.0
Crowley	1,732.93	2,503.30	*770.37	158.36	Poor	144.5
Custer	983.90	888.60	100.30	.00	Fair	89.9
Delta	2,202.91	2,700.00	*497.09	366.75	Poor	122.6
Denver	52,684.51	45,013.42	7,671.09	7,102.30	Fair	85.4
Dolores	133.55	98.80	34.75	.00	Fair	74.0
Douglas	1,404.67	1,812.50	*407.83	104.17	Good	129.0
Eagle	725.87	1,620.00	*894.13	30.15	Good	223.2
Elbert	1,834.90	1,200.00	634.90	6.05	Good	65.4
El Paso	8,594.30	7,901.00	693.30	.00	Good	91.9
Fremont	3,357.78	4,000.00	*462.22	369.10	Good	113.1
Garfield	2,358.60	2,700.00	*341.40	†13.50	Good	114.5
Gilpin	370.57	1,800.00	*1,429.43	41.02	Fair	485.7
Grand	494.25	1,200.00	*705.75	.00	Fair	242.8
Gunnison	1,459.98	3,000.00	*1,540.02	.00	Good	205.5
Hinsdale	252.70	246.35	6.35	.00	Fair	97.5
Huerfano	2,987.21	4,500.00	*1,512.79	585.96	Good	150.6
Jackson	257.00	1,700.00	*1,443.00	.00	Fair	661.5
Jefferson	5,334.32	3,800.00	1,534.32	†4.01	Good	71.2
Kiowa	1,051.42	1,680.00	*628.58	36.30	Fair	159.8
Kit Carson	4,398.81	2,824.65	1,574.16	2,063.92	Poor	64.2
Lake	2,708.62	2,700.00	8.62	†12.55	Fair	99.7
La Plata	3,383.26	3,300.00	83.26	.00	Good	97.5
Larimer	5,808.56	7,200.00	*1,391.44	594.05	Good	124.0
Las Animas	4,456.82	5,700.00	*1,243.18	470.74	Good	127.9
Lincoln	2,522.96	2,280.00	242.96	.00	Fair	90.4
Logan	3,051.75	3,680.00	*628.25	†184.35	Fair	120.6
Mesa	4,305.41	4,250.00	55.41	318.46	Good	98.7
Mineral	289.20	265.00	24.20	.00	Fair	91.6
Moffat	1,594.30	1,800.00	*205.70	716.22	Good	112.9
Montezuma	1,477.22	1,800.00	*322.78	27.90	Good	121.9
Montrose	1,722.65	3,000.00	*1,277.35	233.35	Good	174.2
Morgan	4,156.99	4,173.90	*16.91	490.81	Fair	100.4
Otero	5,665.45	4,579.50	1,085.95	741.50	Good	80.8
Ouray	1,030.75	1,800.00	*769.25	.00	Good	174.6
Park	297.64	1,200.00	*902.36	†8.45	Fair	403.2
Phillips	2,232.30	2,378.00	*145.70	1,168.37	Fair	106.5
Pitkin	307.95	1,200.00	*892.05	†22.46	Fair	389.7
Prowers	1,344.78	1,886.88	*542.10	283.86	Poor	140.3
Pueblo	11,849.20	10,740.00	1,109.20	639.00	Good	90.6
Rio Blanco	928.10	1,800.00	*871.90	129.54	Good	193.9
Rio Grande	1,656.44	2,400.00	*743.56	238.88	Fair	144.9
Routt	1,817.25	2,700.00	*882.75	2.63	Good	148.6
Saguache	1,085.65	1,200.00	*114.35	†163.99	Fair	110.5
San Juan	735.15	1,200.00	*464.85	63.30	Good	163.2
San Miguel	618.85	1,800.00	*1,181.15	†37.10	Good	290.9
Sedgwick	1,125.11	1,200.00	*74.89	89.65	Good	106.7
Summit	791.70	1,200.00	*408.30	179.49	Poor	151.6
Teller	2,272.76	4,200.00	*1,927.24	†99.55	Good	184.8
Washington	3,222.72	3,600.00	*377.28	414.65	Good	111.7
Weld	8,723.22	8,400.00	323.22	611.87	Good	96.3
Yuma	3,175.71	3,000.00	175.71	32.15	Good	94.5
Totals	\$204,102.54	\$220,959.90	\$19,095.19	\$21,278.74		108.3
			*35,952.55			

* Expense over Earnings.

† Overpaid County Treasurer.

DISTRICT COURTS FOR THE YEAR 1923

Cash Statement

	Balance Jan. 1, 1923	Receipts	Total
Adams	\$ 2,887.05	\$ 11,220.59	\$ 14,107.64
Alamosa	819.20	9,794.33	10,613.53
Arapahoe	5,653.26	4,330.22	9,983.48
Archuleta	71.50	430.26	501.76
Baca	668.97	1,202.05	1,871.02
Bent	744.01	2,561.28	3,305.29
Boulder	1,962.55	22,830.13	24,792.68
Chaffee	59.75	892.75	952.50
Cheyenne	1,239.06	1,456.50	2,695.56
Clear Creek	42.90	1,841.38	1,884.28
Conejos	26,538.42	18,937.04	45,475.46
Costilla	767.19	95.80	862.99
Crowley	261.81	7,056.13	7,317.94
Custer	26.45	113.75	140.20
Delta	99.00	1,045.00	1,144.00
Denver	83,929.40	225,064.34	308,993.74
Dolores00	60.00	60.00
Douglas	261.75	217.45	479.20
Eagle	215.47	6,807.17	7,022.64
Elbert	8.90	385.25	394.15
El Paso	1,759.04	10,862.74	12,621.78
Fremont	4,564.88	6,182.87	10,747.75
Garfield	385.56	3,101.18	3,486.74
Gilpin	22.25	190.21	212.46
Grand	34.65	143.25	177.90
Gunnison	17.32	3,584.02	3,601.34
Hinsdale	33.25	60.25	93.50
Huerfano	356.79	3,512.23	3,869.02
Jackson	8.00	116.80	124.80
Jefferson00	8,345.69	8,345.69
Kiowa	245.09	752.45	997.54
Kit Carson	3,362.75	7,876.47	11,239.22
Lake	20.20	293.78	313.98
La Plata	25.00	2,674.52	2,699.52
Larimer	3,630.62	21,514.16	25,144.78
Las Animas	3,351.63	27,792.76	31,144.39
Lincoln	240.08	608.88	848.96
Logan	1,972.65	18,195.41	20,168.06
Mesa	104.15	2,178.65	2,282.80
Mineral	182.15	18.75	200.90
Moffat	160.49	2,159.26	2,319.75
Montezuma00	874.65	874.65
Montrose	3,572.78	7,917.23	11,490.01
Morgan	111,363.24	15,161.27	126,524.51
Otero	1,825.47	14,498.98	16,324.45
Ouray	3.00	153.45	156.45
Park	807.77	200.00	1,007.77
Phillips	2,456.92	5,086.99	7,543.91
Pitkin	320.45	248.70	569.15
Prowers	1,874.33	8,809.91	10,684.24
Pueblo	163,108.00	21,094.01	184,202.01
Rio Blanco	905.33	629.76	1,535.09
Rio Grande	370.11	6,132.09	6,502.20
Routt	1,893.17	4,069.38	5,962.55
Saguache	1,155.46	1,383.50	2,538.96
San Juan00	869.50	869.50
San Miguel	194.51	316.85	511.36
Sedgwick	2,705.24	609.85	3,315.09
Summit	55.05	282.60	337.65
Teller	1,397.25	2,127.45	3,524.70
Washington	1,965.72	4,416.94	6,382.66
Weld	10,466.26	25,161.90	35,628.16
Yuma	2,951.64	16,362.12	19,313.76
Totals	\$456,124.89	\$572,912.88	\$1,029,037.77

DISTRICT COURTS FOR THE YEAR 1923

Cash Statement

County	Disbursements	Balance Dec. 31, 1923	Total
Adams	\$ 11,533.52	\$ 2,574.12	\$ 14,107.64
Alamosa	9,912.30	701.23	10,613.53
Arapahoe	4,250.94	5,732.54	9,983.48
Archuleta	449.51	52.25	501.76
Baca	1,522.56	348.46	1,871.02
Bent	2,089.72	1,215.57	3,305.29
Boulder	22,831.84	1,960.84	24,792.68
Chaffee	793.25	159.25	952.50
Cheyenne	1,007.78	1,687.78	2,695.56
Clear Creek	1,855.18	29.10	1,884.28
Conejos	19,142.44	26,333.02	45,475.46
Costilla	682.99	862.99
Crowley	5,510.60	1,807.34	7,317.94
Custer	136.25	3.95	140.20
Delta	968.00	176.00	1,144.00
Denver	215,624.34	93,369.40	308,993.74
Dolores	60.00	60.00
Douglas	329.30	149.90	479.20
Eagle	6,913.54	109.10	7,022.64
Elbert	394.15	394.15
El Paso	10,709.49	1,912.29	12,621.78
Fremont	6,185.62	4,562.13	10,747.75
Garfield	3,079.23	407.51	3,486.84
Gilpin	134.96	77.50	212.46
Grand	173.65	4.25	177.90
Gunnison	3,587.52	13.82	3,601.34
Hinsdale	93.50	93.50
Huerfano	3,366.70	502.32	3,869.02
Jackson	109.75	15.05	124.80
Jefferson	5,862.23	2,483.46	8,345.69
Kiowa	752.20	245.34	997.54
Kit Carson	7,305.02	3,934.20	11,239.22
Lake	273.78	40.20	313.98
La Plata	2,699.52	2,699.52
Larimer	24,385.59	759.19	25,144.78
Las Animas	23,545.63	7,598.76	31,144.39
Lincoln	533.33	315.63	848.96
Logan	18,939.95	1,228.11	20,168.06
Mesa	1,647.85	634.95	2,282.80
Mineral	25.00	175.90	200.90
Moffat	2,221.61	98.14	2,319.75
Montezuma	874.65	874.65
Montrose	8,253.57	3,236.44	11,490.01
Morgan	6,024.66	120,499.85	126,524.51
Otero	14,353.78	1,970.67	16,324.45
Ouray	126.45	30.00	156.45
Park	400.86	606.91	1,007.77
Phillips	5,510.01	2,033.90	7,543.91
Pitkin	498.70	70.45	569.15
Prowers	9,834.67	849.57	10,684.24
Pueblo	175,774.75	8,427.26	184,202.01
Río Blanco	1,510.09	25.00	1,535.09
Río Grande	5,973.78	528.42	6,502.20
Routt	3,485.65	2,476.90	5,962.55
Saguache	1,910.66	628.30	2,538.96
San Juan	869.50	869.50
San Miguel	400.77	110.59	511.36
Sedgwick	499.85	2,815.24	3,315.09
Summit	209.55	128.10	337.65
Teller	2,131.90	1,392.80	3,524.70
Washington	4,562.00	1,820.66	6,382.66
Weld	27,994.74	7,633.42	35,628.16
Yuma	16,389.83	2,923.93	19,313.76
Totals	\$709,410.76	\$319,627.01	\$1,029,037.77

DISTRICT COURTS FOR THE YEAR 1923

Fee Statement

County	Earnings	Salaries Paid	Expense Over Earnings	Balance Due County	Condition of Books	Per Cent of Salaries to Earnings
Adams	\$ 1,774.45	\$ 2,000.00	\$ 225.55	Fair	112.7
Alamosa	1,891.57	1,200.00	*191.57	Good	86.2
Arapahoe	1,854.01	2,052.00	197.99	60.74	Good	110.7
Archuleta	248.75	720.00	471.25	48.25	Good	289.5
Baca	397.18	1,200.00	802.82	111.77	Fair	302.1
Bent	1,147.64	1,200.00	52.36	242.88	Good	104.6
Boulder	2,486.25	4,050.00	1,563.75	1,073.82	Good	162.9
Chaffee	508.96	1,320.00	811.04	67.79	Fair	259.4
Cheyenne	1,515.64	720.00	*795.64	1,574.06	Good	47.5
Clear Creek.....	606.88	1,000.00	393.12	29.10	Good	164.8
Conejos	898.44	1,440.00	541.56	1,062.49	Poor	160.3
Costilla	103.97	1,073.33	969.36	Fair	1032.3
Crowley	1,317.28	843.21	*474.07	103.95	Good	64.0
Custer	101.25	800.00	698.75	Fair	790.1
Delta	1,095.00	1,700.00	605.00	172.00	Fair	155.3
Denver	65,894.60	48,254.00	*17,640.60	20,008.49	Fair	73.2
Dolores	80.20	300.00	219.80	Fair	374.1
Douglas	363.87	900.00	536.13	Good	247.3
Eagle	224.20	1,200.00	975.80	37.45	Poor	535.2
Elbert	402.85	720.00	317.15	Good	178.7
El Paso.....	7,524.70	1,751.99	*5,772.71	Good	23.3
Fremont	1,188.40	1,800.00	611.60	101.07	Poor	151.5
Garfield	1,538.85	2,217.35	678.50	378.06	Good	144.1
Gilpin	151.17	1,500.00	1,348.83	2.50	Good	992.3
Grand	153.25	1,200.00	1,046.75	4.25	Fair	783.0
Gunnison	735.90	1,200.00	464.10	5.00	Good	163.1
Hinsdale	60.25	81.50	21.25	Good	135.3
Huerfano	1,294.63	2,824.96	1,530.33	†2.00	Good	218.2
Jackson	126.80	600.00	473.20	15.05	Fair	473.2
Jefferson	1,766.85	2,000.00	233.15	Good	113.2
Kiowa	599.85	1,000.00	400.15	117.15	Fair	166.7
Kit Carson....	2,171.70	1,700.00	*471.70	49.84	Poor	78.3
Lake	293.78	1,800.00	1,506.22	7.43	Good	612.7
La Plata.....	1,852.04	1,800.00	*52.04	Good	97.2
Larimer	3,359.65	5,250.00	1,890.35	296.20	Good	156.3
Las Animas....	5,352.04	5,490.00	137.96	200.50	Good	102.6
Lincoln	638.03	1,020.83	382.80	59.50	Fair	160.0
Logan	5,627.40	2,900.00	*2,727.40	236.70	Good	51.5
Mesa	1,919.95	2,000.00	80.05	153.30	Good	104.2
Mineral	18.75	100.00	81.25	170.49	Good	533.3
Moffat	869.45	1,200.00	330.55	63.00	Good	138.0
Montezuma	681.80	1,200.00	518.20	.00	Good	176.0
Montrose	2,920.40	2,600.00	*320.40	.00	Good	89.0
Morgan	2,483.42	3,500.00	1,016.58	470.52	Good	140.9
Otero	2,257.31	2,113.53	*143.78	93.95	Good	93.6
Duray	163.60	740.00	576.40	30.00	Good	452.3
Park	180.00	499.93	319.93	19.30	Fair	277.7
Phillips	955.52	1,800.00	844.48	1.50	Good	188.4
Pitkin	126.18	700.00	573.82	†4.55	Fair	554.8
Prowers	2,403.71	1,800.00	*603.71	21.29	Good	74.9
Pueblo	5,372.01	6,030.00	657.99	245.00	Good	112.3
Rio Blanco	218.83	400.00	181.17	.00	Good	182.8
Rio Grande....	1,615.90	1,250.00	*365.90	148.27	Good	77.4
Routt	1,968.92	1,800.00	*168.92	465.70	Good	91.4
Saguache	465.71	600.00	134.29	603.30	Fair	128.8
San Juan	113.30	1,200.00	1,086.70	.00	Good	1059.1
San Miguel	369.25	1,175.00	805.75	.00	Good	318.2
Sedgwick	684.80	1,267.50	582.70	175.50	Good	185.1
Summit	156.25	650.00	493.75	14.15	Good	416.0
Teller	883.95	1,841.01	957.06	†7.85	Good	208.3
Washington	1,958.55	2,000.00	41.45	299.45	Good	102.1
Weld	5,525.20	6,459.50	934.30	261.24	Fair	116.9
Yuma	1,289.00	2,000.00	711.00	164.35	Good	155.2
Totals	\$152,450.04	\$153,755.64	\$31,034.04	\$29,471.42		100.9
			*29,728.44			

* Earnings over Expenses.
† Overpaid Treasurer.

**SCHOOL EXPENSE COMPARED TO TOTAL COUNTY EXPENSE
FOR THE YEAR 1923**

County	General	Special	Buildings Bonds
Adams	\$ 111,578.32	\$ 164,847.60	\$ 66,823.57
Alamosa	46,859.45	82,294.08	12,479.14
Arapahoe	102,776.25	245,083.93	19,417.81
Archuleta	22,292.55	19,845.54	764.28
Baca	76,170.74	68,251.92	4,692.16
Bent	66,496.21	92,937.12	22,940.44
Boulder	210,085.28	407,881.70	.00
Chaffee	46,551.89	59,179.07	11,590.63
Cheyenne	44,800.45	131,897.69	13,809.55
Clear Creek	18,061.05	32,102.77	.00
Conejos	61,934.09	55,178.04	20,434.16
Costilla	17,177.14	16,028.08	39,593.63
Crowley	70,315.57	98,423.56	21,898.08
Custer	15,378.60	17,556.68	.00
Delta	106,525.20	148,739.54	28,164.41
Denver	1,148,719.28	3,235,558.18	142,399.83
Dolores	9,934.41	4,247.34	135.00
Douglas	31,091.37	65,748.17	2,427.20
Eagle	30,192.97	44,706.86	9,801.77
Elbert	75,253.85	79,628.91	19,266.50
El Paso	283,459.02	744,168.88	96,034.16
Fremont	143,298.58	216,272.44	26,752.99
Garfield	90,696.58	151,260.31	28,026.03
Gilpin	7,336.23	22,948.99	1,077.50
Grand	16,763.59	17,763.26	2,554.52
Gunnison	35,728.03	69,343.71	14,876.28
Hinsdale	5,355.25	5,867.99	26.14
Huerfano	126,644.50	167,891.31	15,229.25
Jackson	6,892.52	18,168.29	.00
Jefferson	94,223.04	138,947.57	26,894.36
Kiowa	50,105.56	115,323.65	8,368.88
Kit Carson	93,727.22	136,770.18	17,501.12
Lake	40,215.09	51,356.54	.00
La Plata	42,961.57	152,961.65	24,884.58
Larimer	220,870.48	347,405.37	41,111.83
Las Animas	340,668.35	450,621.58	39,732.07
Lincoln	80,944.75	179,480.01	9,503.35
Logan	192,762.49	300,369.44	45,846.41
Mesa	157,084.89	222,089.80	65,433.19
Mineral	6,416.46	4,333.34	629.23
Moffat	57,860.04	39,924.52	5,012.97
Montezuma	52,054.00	69,809.30	6,842.59
Montrose	67,058.96	170,878.31	37,177.19
Morgan	166,389.77	173,124.39	29,951.43
Otero	163,981.52	315,589.99	46,966.25
Ouray	20,811.61	24,495.77	708.66
Park	24,934.48	16,349.21	.00
Phillips	61,775.06	101,693.45	15,854.49
Pitkin	22,796.34	17,749.50	220.59
Prowers	126,016.43	155,500.72	24,090.25
Pueblo	392,134.88	746,886.04	43,314.28
Rio Blanco	30,349.56	31,830.14	39,041.88
Rio Grande	56,199.71	160,632.71	27,621.30
Routt	83,909.01	102,434.12	50,351.01
Saguache	32,424.43	94,741.10	12,273.46
San Juan	6,675.00	13,854.15	2,306.88
San Miguel	33,525.08	44,451.96	7,995.44
Sedgwick	41,524.12	78,818.38	20,854.38
Summit	18,906.09	8,222.74	10,282.13
Teller	37,769.35	61,818.94	.00
Washington	102,540.22	158,692.29	27,328.11
Weld	318,788.70	972,501.07	132,191.61
Yuma	127,481.84	220,323.44	.00
Totals	\$6,394,425.07	\$12,366,809.83	\$1,441,504.95

SCHOOL EXPENSE COMPARED TO TOTAL COUNTY EXPENSE
FOR THE YEAR 1923

County	Schools Total	County Totals Including Schools	Per Cent of School Expenditure
Adams	\$ 343,249.49	\$ 1,464,378.63	23.4
Alamosa	141,632.67	473,561.62	29.9
Arapahoe	367,277.99	752,729.64	48.8
Archuleta	42,902.37	142,976.39	30.0
Baca	149,114.82	380,357.10	39.2
Bent	182,373.77	441,445.89	41.3
Boulder	617,966.98	1,629,831.52	37.9
Chaffee	117,319.59	330,757.93	35.5
Cheyenne	190,587.69	448,717.84	42.5
Clear Creek	50,163.82	173,081.98	29.0
Conejos	137,546.29	458,277.70	30.0
Costilla	72,798.85	199,409.35	36.5
Crowley	190,637.21	630,661.82	30.2
Custer	32,935.28	95,428.01	34.5
Delta	283,429.15	653,739.54	43.4
Denver	4,526,677.29	12,107,941.93	37.4
Dolores	14,316.75	51,199.84	28.0
Douglas	99,266.74	293,973.84	33.8
Eagle	84,701.60	269,883.88	31.4
Elbert	174,149.26	448,940.45	38.8
El Paso	1,123,662.06	2,747,097.33	40.9
Fremont	386,324.01	829,109.10	44.6
Garfield	269,982.92	642,175.51	42.0
Gilpin	31,362.72	92,516.31	33.9
Grand	37,081.37	185,697.29	20.0
Gunnison	119,948.02	430,596.67	27.9
Hinsdale	11,249.38	48,942.63	23.0
Huerfano	309,765.06	648,920.99	47.7
Jackson	25,150.81	118,656.61	21.2
Jefferson	260,064.97	630,102.80	41.3
Kiowa	173,798.09	374,736.91	46.4
Kit Carson	247,998.52	720,921.75	34.4
Lake	91,571.63	298,472.63	30.7
La Plata	220,807.80	537,456.87	41.1
Larimer	609,387.68	1,577,750.43	38.6
Las Animas	831,022.00	1,706,282.68	48.7
Lincoln	269,928.11	714,845.80	37.8
Logan	538,978.34	1,817,387.15	29.7
Mesa	444,607.38	1,417,559.45	31.4
Mineral	11,379.03	54,440.40	20.9
Moffat	102,797.53	305,614.57	33.6
Montezuma	128,705.89	340,188.84	37.8
Montrose	275,114.46	723,533.59	38.0
Morgan	369,465.59	1,236,425.28	29.9
Otero	526,546.76	1,345,291.18	39.1
Ouray	49,016.04	177,347.29	27.6
Park	41,283.69	214,477.96	19.2
Phillips	179,323.00	427,058.94	42.0
Pitkin	40,766.43	159,521.01	25.6
Prowers	305,607.40	838,980.83	36.4
Pueblo	1,182,335.20	2,975,051.63	39.8
Rio Blanco	101,221.58	219,201.66	46.2
Rio Grande	244,453.72	523,086.26	46.7
Routt	236,694.14	596,233.12	39.7
Saguache	139,438.99	482,221.99	28.9
San Juan	22,836.03	101,501.68	22.5
San Miguel	85,972.48	285,990.01	30.1
Sedgwick	141,196.88	479,727.88	29.4
Summit	37,410.96	138,537.67	27.0
Teller	99,588.29	348,556.03	28.6
Washington	288,560.62	803,180.77	35.9
Weld	1,423,481.38	4,120,110.29	34.6
Yuma	347,805.28	850,404.79	40.9
Totals	\$20,202,739.85	\$54,733,207.54	36.9

COUNTY TREASURERS' DISBURSEMENTS AND PERCENTAGES

For the Year 1923

County	To State Treasurer	Per Cent	County Expense	Per Cent	Road Expense	Per Cent	School Expense	Per Cent
Adams	\$ 145,882.77	10.0	\$ 136,759.84	9.3	\$ 186,389.23	12.7	\$ 343,249.49	23.4
Alamosa	41,446.97	8.8	53,418.79	11.3	81,199.03	17.1	141,632.67	29.9
Arapahoe	93,323.87	12.4	96,321.67	12.8	84,865.18	11.3	367,277.99	48.8
Archuleta	21,774.05	15.2	33,215.07	23.2	34,879.61	24.4	42,902.37	30.0
Baca	46,897.80	12.3	53,542.78	14.1	107,122.70	28.2	149,114.82	39.2
Bent	64,012.77	14.5	58,555.34	13.3	46,337.43	10.5	182,373.77	41.3
Boulder	206,142.00	12.6	183,379.44	11.3	243,254.43	14.9	617,966.98	37.9
Chaffee	45,690.15	13.8	80,670.38	24.4	47,438.06	14.3	117,319.59	35.5
Cheyenne	91,987.24	20.5	39,161.23	8.7	81,395.50	18.2	190,587.69	42.5
Clear Creek	23,605.18	13.6	39,265.91	22.7	33,890.48	19.6	50,163.82	29.0
Conejos	41,466.25	9.0	73,301.53	16.0	64,590.44	14.1	137,546.29	30.0
Costilla	12,684.92	6.4	42,466.97	21.3	35,919.40	18.0	72,798.85	36.5
Crowley	54,885.88	8.7	54,515.33	8.7	63,270.96	10.0	190,637.21	30.2
Custer	13,533.08	14.2	19,724.92	20.7	27,041.42	28.3	32,935.28	34.5
Delta	78,464.83	12.0	96,705.49	14.8	97,047.07	14.8	283,429.15	43.4
Denver	1,655,119.83	13.7	1,067,027.80	8.8	462,151.64	3.8	4,526,677.29	37.4
Dolores	4,996.63	9.7	17,158.28	33.5	13,807.09	27.0	14,316.75	28.0
Douglas	52,636.42	17.9	48,764.32	16.6	82,232.76	28.0	99,266.74	33.8
Eagle	27,301.91	10.1	53,496.51	19.8	91,018.92	33.7	84,701.60	31.4
Elbert	92,606.39	20.6	47,356.36	10.5	131,518.61	29.3	174,149.26	38.8
El Paso	312,640.17	11.4	302,660.12	11.0	290,413.03	10.6	1,123,662.06	40.9
Fremont	94,230.94	11.4	105,684.62	12.7	130,566.07	15.7	386,324.01	46.6
Garfield	77,650.70	12.1	98,551.50	15.4	140,809.82	21.9	269,982.92	42.0
Gilpin	11,175.97	12.1	29,232.86	31.6	14,222.48	15.4	31,362.72	33.9
Grand	20,652.73	11.1	40,839.18	22.0	77,363.74	41.7	37,081.37	20.0
Gunnison	68,461.81	15.9	106,506.02	24.7	107,988.06	25.1	119,948.02	27.9
Hinsdale	3,592.33	7.3	14,650.37	29.9	14,829.85	30.3	11,249.38	23.0
Huerfano	69,011.16	10.6	111,825.95	17.2	99,077.10	15.3	309,765.06	47.7
Jackson	19,928.48	16.8	22,008.17	18.6	49,546.05	41.7	25,150.81	21.2
Jefferson	106,743.06	16.9	90,617.20	14.4	115,200.56	18.3	260,064.97	41.3
Kiowa	68,657.09	18.3	37,314.33	10.0	58,335.70	15.6	173,798.09	46.4
Kit Carson	115,946.99	16.1	74,325.79	10.3	152,918.46	21.2	247,998.52	34.4
Lake	35,479.73	11.9	76,762.80	25.7	30,670.01	10.3	91,571.63	30.7
La Plata	67,805.14	12.6	91,713.37	17.1	87,532.79	16.3	220,807.80	41.1
Larimer	234,636.90	14.9	227,300.60	14.4	255,358.29	16.2	609,387.68	38.7
Las Animas ..	188,356.77	11.0	243,164.18	14.3	178,656.09	10.5	831,022.00	48.7
Lincoln	107,125.17	15.0	139,456.05	19.5	161,074.43	22.5	269,928.11	37.8
Logan	194,749.84	10.7	157,296.49	8.7	209,458.43	11.5	538,978.34	29.7
Mesa	130,293.39	9.2	262,308.93	18.5	244,935.90	17.3	444,607.38	31.4
Mineral	6,245.13	11.5	7,879.75	14.5	22,913.60	42.1	11,379.03	20.9
Moffat	30,136.45	9.9	51,745.29	16.9	67,479.50	22.1	102,797.53	33.6
Montezuma ..	30,512.24	9.0	53,720.98	15.8	90,183.56	26.5	128,705.89	37.8
Montrose	74,962.73	10.4	152,108.46	21.0	127,224.94	17.6	275,114.46	38.0
Morgan	133,491.16	10.8	97,035.86	7.8	161,094.83	13.0	369,465.59	29.9
Otero	147,387.70	11.0	118,831.62	8.8	154,301.68	11.5	526,546.76	39.1
Ouray	20,265.80	11.4	59,349.41	33.5	30,094.11	17.0	49,016.04	27.6
Park	38,235.96	17.8	38,180.90	17.8	92,783.47	43.3	41,283.69	19.2
Phillips	71,274.79	16.7	55,120.43	12.9	46,259.78	10.8	179,323.00	42.0
Pitkin	19,891.58	12.5	63,641.93	39.9	21,421.60	13.4	40,766.43	25.6
Prowers	99,978.39	11.9	72,851.45	8.7	120,678.40	14.4	305,607.40	36.4
Pueblo	317,510.60	10.7	333,469.00	11.2	188,020.06	6.3	1,182,335.20	39.8
Rio Blanco ..	26,121.43	11.9	29,293.69	13.4	50,054.63	22.8	101,221.58	46.2
Rio Grande ..	46,950.76	9.0	78,015.48	14.9	74,181.45	14.2	244,453.72	46.7
Routt	78,403.20	13.1	128,583.71	21.6	76,928.48	12.9	236,694.14	39.7
Saguache	59,549.19	12.4	50,824.57	10.5	104,551.58	21.7	139,438.99	28.9
San Juan	15,557.22	15.3	36,648.20	36.1	18,527.89	18.3	22,836.03	22.5
San Miguel ..	33,502.69	11.7	67,026.27	23.4	65,704.31	23.0	85,972.48	30.1
Sedgwick	49,062.85	10.2	36,782.49	7.7	67,179.48	14.0	141,196.88	29.4
Summit	21,185.44	15.3	30,061.61	21.7	40,169.55	29.0	37,410.96	27.0
Teller	31,791.25	9.1	80,370.61	23.1	55,286.08	15.8	99,588.29	28.6
Washington ..	134,642.42	16.8	108,852.16	13.6	113,227.87	14.1	288,560.62	35.9
Weid	520,530.23	12.6	460,824.88	11.2	445,668.96	10.8	1,423,481.38	34.6
Yuma	114,460.66	13.5	134,809.31	15.8	127,482.22	15.0	347,805.28	40.9
	\$6,863,397.18	12.5	\$6,873,054.55	12.6	\$6,795,744.85	12.4	\$20,202,739.85	36.9

COUNTY TREASURERS' DISBURSEMENTS AND PERCENTAGES

For the Year 1923

County	Cities	Per Cent	Irrigation	Per Cent	Miscellaneous	Per Cent	Total
Adams	\$ 76,977.46	5.4	\$ 526,342.74	35.9	\$ 48,777.10	3.3	\$ 1,464,378.63
Alamosa	35,432.92	7.5	93,212.71	19.7	27,118.53	5.7	473,561.62
Arapahoe	84,046.38	11.2	26,894.55	3.5	752,729.64
Archuleta	7,567.16	5.3	2,638.13	1.9	142,976.39
Baca	1,221.82	0.3	22,457.18	5.9	380,357.10
Bent	34,817.39	7.9	43,256.04	9.8	12,093.15	2.7	441,445.89
Boulder	358,537.54	22.0	20,551.13	1.3	1,629,831.52
Chaffee	36,148.10	10.9	3,491.65	1.1	330,757.93
Cheyenne	13,405.32	2.9	32,180.86	7.2	448,717.84
Clear Creek	21,561.94	12.5	4,594.65	2.6	173,081.98
Conejos	9,014.22	2.0	125,159.25	27.3	7,199.72	1.6	458,277.70
Costilla	1,280.01	0.6	33,353.94	16.7	905.26	0.5	199,409.35
Crowley	34,275.44	5.4	206,699.23	32.8	26,377.77	4.2	630,661.82
Custer	2,193.31	2.3	95,428.01
Delta	57,120.60	8.7	14,061.05	2.2	26,911.35	4.1	653,739.54
Denver	3,970,653.14	32.8	426,312.23	3.5	12,107,941.93
Dolores	921.09	1.8	51,199.84
Douglas	8,987.42	3.1	2,086.18	0.6	293,973.84
Eagle	13,364.94	5.0	269,883.88
Elbert	3,110.60	0.7	199.23	0.1	448,940.45
El Paso	688,366.49	25.1	29,355.46	1.0	2,747,097.33
Fremont	109,266.75	13.2	2,986.71	0.4	829,109.10
Garfield	53,806.33	8.4	1,374.24	0.2	642,175.51
Gilpin	6,522.28	7.0	92,516.31
Grand	3,980.77	2.1	5,779.50	3.1	185,697.29
Gunnison	27,585.86	6.4	106.90	430,596.67
Hinsdale	2,633.26	5.4	1,987.44	4.1	48,942.63
Huerfano	46,300.71	7.2	12,941.01	2.0	648,920.99
Jackson	1,802.93	1.5	220.17	0.2	118,656.61
Jefferson	44,907.37	7.1	12,569.64	2.0	630,102.80
Kiowa	9,783.76	2.6	26,847.94	7.1	374,736.91
Kit Carson	48,840.82	6.8	80,891.17	11.2	720,921.75
Lake	58,634.00	19.6	5,354.46	1.8	298,472.63
La Plata	59,246.62	11.0	10,351.15	1.9	537,456.87
Larimer	226,747.32	14.4	24,319.64	1.5	1,577,750.43
Las Animas	235,842.17	13.8	29,241.47	1.7	1,706,282.68
Lincoln	37,262.04	5.2	714,845.80
Logan	178,429.60	9.8	419,924.17	23.1	118,550.28	6.5	1,817,387.15
Mesa	174,642.66	12.3	138,755.75	9.8	22,015.44	1.5	1,417,559.45
Mineral	4,522.89	8.3	1,500.00	2.7	54,440.40
Moffat	23,076.05	7.6	20,740.87	6.8	9,638.88	3.1	305,614.57
Montezuma	20,276.66	6.0	16,789.51	4.9	340,188.84
Montrose	56,914.96	7.9	37,208.04	5.1	723,533.59
Morgan	111,698.52	9.0	328,608.93	26.6	35,030.39	2.9	1,236,425.28
Otero	187,754.33	14.0	182,239.01	13.5	28,230.08	2.1	1,345,291.18
Ouray	16,808.42	9.5	1,813.51	1.0	177,347.29
Park	1,179.72	0.6	2,814.22	1.3	214,477.96
Phillips	39,062.27	9.2	36,018.67	8.4	427,058.94
Pitkin	13,649.92	8.6	149.55	159,521.01
Prowers	68,203.03	8.1	130,038.31	15.5	41,623.85	5.0	838,980.83
Pueblo	887,479.39	29.8	1,087.85	65,147.53	2.2	2,975,051.63
Rio Blanco	10,107.17	4.6	2,403.16	1.1	219,201.66
Rio Grande	30,862.45	5.9	46,140.35	8.8	2,482.05	0.5	523,086.26
Routt	54,120.39	9.1	21,503.20	3.6	596,233.12
Saguache	18,743.45	3.9	107,581.80	22.3	1,532.41	0.3	482,221.99
San Juan	7,807.87	7.7	124.47	0.1	101,501.68
San Miguel	19,120.54	6.7	14,663.72	5.1	285,990.01
Sedgwick	22,665.29	4.7	123,648.88	25.8	39,192.01	8.2	479,727.88
Summit	6,457.28	4.7	3,252.83	2.3	138,537.67
Teller	53,523.49	15.4	27,996.31	8.0	348,556.03
Washington	40,423.83	5.0	4,581.08	0.5	112,892.79	14.1	803,180.77
Weld	290,574.59	7.1	829,873.95	20.1	149,156.30	3.6	4,120,110.29
Yuma	64,829.76	7.6	61,017.56	7.2	850,404.79
	\$8,835,100.81	16.1	\$3,375,305.91	6.2	\$1,787,864.39	3.3	\$54,733,207.54

REMITTANCES TO COUNTIES DURING 1923

County	Gasoline	Motor Vehicle	Schools	State Road	Forest Reserve
Adams	\$ 3,832.92	\$ 10,893.37	\$ 13,493.79	\$ 42,751.94	\$
Alamosa	2,283.77	3,391.82	5,218.99	47,814.81	189.80
Arapahoe	3,242.85	9,797.59	12,687.78	19,105.80
Archuleta	3,611.87	672.00	3,681.76	9,011.00	3,213.76
Baca	8,135.26	3,769.60	22,923.37	61,943.89
Bent	3,019.02	3,934.68	8,017.90	5,887.75
Boulder	3,850.63	21,151.38	28,870.18	48,827.37	1,362.81
Chaffee	3,523.27	3,137.26	6,894.91	20,689.15	2,767.96
Cheyenne	4,532.42	2,287.30	3,564.98	42,723.50
Clear Creek	2,708.75	889.35	1,964.93	11,875.86	740.90
Conejos	3,266.48	1,937.63	22,053.17	22,329.44	3,304.72
Costilla	3,656.02	1,057.84	5,914.51	13,968.36
Crowley	2,637.87	2,863.44	6,929.84	19,480.72
Custer	3,664.72	917.67	1,594.27	8,795.67	970.70
Delta	4,691.58	6,545.62	25,000.37	22,634.79	2,608.14
Denver	166,613.24	186,338.38	8,620.09
Dolores	3,009.68	130.56	5,497.81	3,687.40	4,079.40
Douglas	4,985.68	2,493.64	2,836.54	45,600.21	596.60
Eagle	4,755.32	797.93	2,656.74	21,049.05	4,372.82
Elbert	3,565.55	3,391.80	6,035.42	27,640.79
El Paso	9,492.28	31,832.79	38,236.76	81,337.26	445.25
Premont	5,736.16	10,493.86	37,262.40	45,114.68	399.89
Garfield	4,496.96	3,201.96	9,107.35	18,411.89	5,275.20
Gilpin	1,177.64	270.25	789.90	3,765.19	431.07
Grand	6,966.64	797.84	1,643.72	34,920.72	3,440.29
Gunnison	7,984.79	1,526.73	4,549.47	42,013.73	9,568.56
Hinsdale	2,124.59	185.35	440.53	6,266.51	4,996.47
Huerfano	4,461.52	6,992.27	28,200.18	34,547.93	712.68
Jackson	4,744.74	677.94	745.42	23,023.26	3,397.50
Jefferson	7,363.33	11,938.25	13,354.28	21,062.26	422.18
Kiowa	4,797.90	2,173.61	3,707.92	37,739.36
Kit Carson	6,139.06	6,408.06	9,817.45	51,880.23
Lake	2,637.87	1,152.83	5,385.57	17,775.11	984.80
La Plata	3,709.18	3,359.44	12,305.92	15,914.81	3,125.76
Larimer	8,161.69	19,744.43	27,955.43	68,561.40	6,782.44
Las Animas.....	8,250.29	15,477.46	51,029.42	39,651.68	165.40
Lincoln	11,649.52	4,765.45	8,163.22	74,634.03
Logan	5,452.94	10,076.72	19,369.02	50,136.20
Mesa	7,710.28	11,068.46	21,938.16	77,666.96	7,257.03
Mineral	2,407.82	200.34	489.03	17,577.97	5,671.94
Moffat	6,391.19	1,051.29	27,134.40	14,906.62	394.47
Montezuma	3,514.24	1,670.66	23,976.08	16,427.82	2,935.90
Montrose	9,073.52	4,735.73	12,715.96	56,896.68	2,882.86
Morgan	4,602.98	8,815.35	16,298.89	63,596.92
Otero	3,032.07	12,209.35	22,967.78	14,822.89
Ouray	2,080.14	678.56	1,709.04	6,854.24	1,268.33
Park	6,993.07	1,006.80	1,393.06	44,497.20	3,017.02
Phillips	2,726.47	4,668.55	5,811.69	13,085.19
Pitkin	2,797.35	336.56	2,603.98	8,104.12	3,560.58
Prowers	6,709.85	6,821.69	13,868.61	22,937.61
Pueblo	7,515.36	26,022.92	56,557.45	35,631.50	214.04
Rio Blanco	5,771.61	682.37	5,693.33	23,135.98	3,389.82
Rio Grande	3,328.34	5,156.31	7,428.61	20,215.46	2,823.72
Routt	5,983.93	2,288.76	7,373.88	16,012.42	5,251.19
Saguache	7,347.17	2,577.85	6,385.86	37,480.92	6,993.43
San Juan	1,699.92	165.96	836.38	8,115.43	1,828.99
San Miguel	4,585.57	908.08	3,546.14	20,950.66	2,173.70
Sedgwick	2,319.22	2,553.87	4,333.71	18,659.02
Summit	3,664.72	384.16	931.75	16,969.69	1,771.87
Teller	3,965.66	2,163.48	4,362.28	33,775.62	451.45
Washington	9,082.22	6,638.88	10,262.04	37,990.12
Weld	11,295.42	31,653.10	51,798.63	82,627.42
Yuma	7,976.07	10,745.74	13,887.60	42,178.07
	\$310,894.95	\$522,953.78	\$968,543.94	\$1,922,311.37	\$116,241.44

REMITTANCES TO COUNTIES DURING 1923—Continued

County	Remittances to Counties During 1923			Taxes Received from Counties During 1923	
	Blind Benefit	Total	Per Cent	Amount	Per Cent
Adams	\$ 1,050.00	\$ 72,022.02	1.847	\$ 144,527.49	2.11
Alamosa	225.00	59,124.19	1.516	41,743.67	0.61
Arapahoe	1,114.30	45,948.32	1.178	92,018.07	1.34
Archuleta	150.00	20,340.39	0.522	20,910.86	0.30
Baca	96,772.12	2.482	45,896.78	0.67
Bent	330.68	21,190.03	0.543	64,058.24	0.93
Boulder	1,635.65	105,698.02	2.711	204,655.34	2.98
Chaffee	90.00	37,102.55	0.952	44,799.67	0.65
Cheyenne	53,108.20	1.362	23,959.85	0.35
Clear Creek	955.82	19,135.61	0.491	91,914.19	1.34
Conejos	909.51	53,800.95	1.380	42,198.74	0.62
Costilla	1,111.66	25,708.39	0.659	14,141.02	0.21
Crowley	682.25	32,594.12	0.836	55,921.54	0.81
Custer	600.00	16,543.03	0.424	13,206.35	0.19
Delta	907.50	62,388.00	1.600	78,776.17	1.15
Denver	20,481.44	382,053.15	9.798	1,659,084.30	24.18
Dolores	16,404.85	0.421	4,809.83	0.07
Douglas	225.00	56,737.67	1.455	53,760.14	0.78
Eagle	150.00	33,781.86	0.866	26,353.15	0.37
Elbert	390.37	41,023.93	1.052	84,731.73	1.23
El Paso	2,448.34	163,792.68	4.201	314,167.68	4.58
Fremont	829.71	99,836.70	2.560	97,321.46	1.42
Garfield	585.00	41,078.36	1.054	76,865.49	1.12
Gilpin	150.00	6,584.05	0.169	11,116.47	0.16
Grand	87.50	47,856.71	1.225	20,816.37	0.30
Gunnison	812.50	66,455.78	1.704	67,397.50	0.98
Hinsdale	300.00	14,313.45	0.367	3,732.65	0.05
Huerfano	1,592.29	76,506.87	1.962	69,458.34	1.01
Jackson	32,588.86	0.836	20,569.56	0.29
Jefferson	658.19	54,798.49	1.405	106,106.04	1.55
Kiowa	300.00	48,718.79	1.250	68,728.97	1.00
Kit Carson	74,244.80	1.904	132,411.01	1.93
Lake	688.53	28,624.71	0.734	36,247.78	0.53
La Plata	525.00	38,940.11	0.999	67,874.05	0.99
Larimer	1,568.38	132,773.77	3.405	236,597.64	3.45
Las Animas	4,515.00	119,090.25	3.054	186,496.12	2.72
Lincoln	530.71	99,742.93	2.558	106,932.71	1.56
Logan	85,034.88	2.181	203,607.16	2.97
Mesa	583.54	126,224.43	3.237	128,489.97	1.87
Mineral	300.00	26,647.10	0.683	6,080.28	0.09
Moffat	312.50	50,190.47	1.287	28,565.53	0.42
Montezuma	48,524.70	1.245	29,702.61	0.43
Montrose	86,304.75	2.213	75,194.48	1.10
Morgan	275.41	93,589.55	2.400	133,508.84	1.95
Otero	1,746.75	54,778.84	1.405	146,881.37	2.14
Ouray	364.58	12,954.89	0.332	19,876.61	0.29
Park	180.00	57,087.15	1.464	38,575.06	0.56
Phillips	26,291.90	0.674	72,755.57	1.06
Pitkin	502.50	17,905.09	0.459	18,634.26	0.27
Prowers	525.00	50,862.76	1.305	102,224.62	1.49
Pueblo	3,130.26	129,071.53	3.310	316,890.66	4.62
Rio Blanco	38,673.11	0.992	25,787.63	0.32
Rio Grande	375.00	39,327.44	1.009	47,942.85	0.70
Routt	36,910.18	0.947	73,234.52	1.07
Saguache	60,785.23	1.559	55,862.37	0.81
San Juan	12,646.68	0.324	14,536.71	0.21
San Miguel	662.50	32,826.65	0.842	34,581.04	0.50
Sedgwick	27,865.82	0.715	46,663.17	0.68
Summit	23,722.19	0.609	20,950.18	0.30
Teller	1,889.50	46,607.99	1.195	31,306.56	0.46
Washington	63,973.26	1.641	128,896.25	1.88
Weld	251.34	177,625.91	4.555	517,308.00	7.54
Yuma	681.67	75,469.15	1.935	114,352.35	1.67
Totals	\$58,380.88	\$3,899,326.36	100.	\$6,862,715.62	100.

REMITTANCES TO COUNTIES DURING 1924

County	Gasoline	Motor Vehicle	Schools	State Road	Forest Reserve
Adams	\$ 9,459.02	\$ 12,926.06	\$ 9,500.72	\$ 34,662.64	\$
Alamosa	5,427.26	3,460.01	4,176.28	12,865.48	114.43
Arapahoe	8,714.42	12,171.32	9,655.57	29,061.53
Archuleta	9,379.00	687.23	2,639.62	7,564.98	2,626.63
Baca	21,058.94	4,074.50	23,267.08	17,749.33
Bent	6,727.49	3,913.44	5,343.30	6,000.00
Boulder	11,029.83	24,146.55	20,189.38	53,063.35	812.85
Chaffee	9,028.42	3,543.86	4,930.67	33,823.84	2,130.80
Cheyenne	12,030.52	2,539.04	2,736.66	13,999.09
Clear Creek	8,728.89	988.81	1,225.65	11,213.91	585.69
Conejos	9,613.00	2,113.27	19,276.56	8,902.76	1,610.36
Costilla	10,877.42	997.73	4,155.00	9,129.29
Crowley	6,252.66	3,201.83	4,709.55	25,451.18
Custer	8,816.54	1,088.21	1,167.67	8,055.92	585.26
Delta	11,387.27	7,479.98	25,094.10	15,825.85	1,731.71
Denver	183,166.44	155,693.90	41,932.66
Dolores	7,165.73	125.71	2,819.11	12,929.66	2,761.85
Douglas	14,243.81	2,617.83	1,946.11	16,297.17	472.55
Eagle	11,380.40	1,031.61	2,009.46	17,961.20	3,319.86
Elbert	10,029.12	3,744.14	4,381.37	18,715.68
El Paso	23,922.35	34,239.63	27,447.35	56,766.45	351.87
Fremont	15,806.97	12,182.91	16,355.29	29,379.81	241.10
Garfield	13,243.89	3,586.50	6,171.26	11,935.40	3,857.80
Gilpin	2,805.49	327.04	519.26	7,202.13	365.65
Grand	17,019.55	1,010.50	1,245.72	25,791.07	3,358.26
Gunnison	20,759.42	1,985.23	3,341.46	24,625.61	6,582.32
Hinsdale	4,665.83	167.69	294.52	4,986.77	3,209.68
Huerfano	11,592.29	7,604.48	34,366.64	13,287.52	429.68
Jackson	12,892.52	233.52	574.14	22,912.87	2,534.00
Jefferson	19,108.60	14,014.82	10,172.44	17,073.44	331.42
Kiowa	13,593.69	2,345.87	2,683.24	7,665.26
Kit Carson	15,982.27	6,823.48	6,947.44	24,903.91
Lake	7,341.01	1,239.69	3,875.49	15,593.56	781.97
La Plata	9,641.95	3,730.62	8,547.89	8,628.99	2,521.08
Larimer	23,622.81	23,364.55	19,955.43	49,874.54	3,792.39
Las Animas	23,359.86	16,468.96	64,918.58	23,372.87	99.72
Lincoln	29,524.95	4,738.82	6,236.08	22,083.46
Logan	14,506.75	10,709.15	14,205.75	25,859.89
Mesa	20,233.53	13,131.70	18,135.04	56,280.57	4,915.50
Mineral	6,515.61	229.48	340.47	5,321.82	3,170.04
Moffat	17,282.49	1,651.04	15,794.35	16,427.19	264.68
Montezuma	12,148.68	1,898.01	19,109.01	4,855.14	1,988.71
Montrose	21,355.34	5,196.72	15,560.91	29,956.53	2,067.82
Morgan	12,592.98	10,661.25	11,914.60	16,668.68
Otero	7,903.49	13,345.92	16,096.46	13,610.82
Ouray	4,864.81	704.66	1,138.17	22,314.14	899.80
Park	21,058.95	1,231.11	919.84	44,112.37	2,387.57
Phillips	7,728.19	5,701.70	3,892.44	12,767.34
Pitkin	10,463.63	358.46	1,568.77	7,500.00	2,705.68
Prowers	18,670.37	7,839.48	9,028.10	13,358.29
Pueblo	18,283.21	30,596.14	41,197.29	26,647.45	129.06
Rio Blanco	13,805.57	786.42	7,369.55	14,094.05	2,547.66
Rio Grande	8,378.31	5,079.83	5,383.80	13,216.11	1,398.73
Routt	15,800.13	2,774.72	5,213.89	9,972.76	3,561.11
Saguache	15,894.62	2,576.27	4,211.21	12,833.16	4,748.80
San Juan	4,243.64	231.44	636.77	12,743.73	1,303.61
San Miguel	13,805.57	952.54	2,581.16	15,599.65	1,476.29
Sedgwick	6,077.38	3,027.06	3,102.18	21,019.33
Summit	8,553.59	459.36	620.69	15,817.20	1,406.96
Teller	9,853.83	2,239.90	3,142.27	29,109.81	356.76
Washington	24,097.64	7,079.13	7,225.12	21,113.82
Weld	30,350.41	36,189.93	36,279.83	34,488.74
Yuma	20,671.77	10,308.59	9,789.25	26,878.36
Totals.....	\$821,373.68	\$583,041.89	\$773,026.92	\$1,283,856.13	\$ 80,537.71

REMITTANCES TO COUNTIES DURING 1924—Continued

County	Remittances to Counties During 1924			Taxes Received from Counties During 1924	
	Blind Benefit	Total	Per Cent	Amount	Per Cent
Adams	\$ 1,012.50	\$ 67,560.94	1.843	\$ 130,577.95	2.094
Alamosa	412.50	26,455.96	0.721	37,726.64	0.605
Arapahoe	1,338.32	60,941.16	1.662	85,906.65	1.378
Archuleta	150.00	23,047.47	0.629	18,543.77	0.297
Baca	66,149.85	1.804	44,665.72	0.716
Bent	616.66	22,600.89	0.617	57,918.98	0.929
Boulder	3,943.75	113,185.71	3.087	185,114.03	2.969
Chaffee	221.25	53,678.84	1.464	41,545.68	0.666
Cheyenne	31,305.31	0.854	21,289.26	0.341
Clear Creek	600.00	23,342.95	0.637	85,569.80	1.372
Conejos	2,179.25	43,695.20	1.192	38,153.42	0.612
Costilla	2,180.50	27,339.94	0.745	13,708.47	0.220
Crowley	1,050.00	40,665.22	1.109	40,964.37	0.657
Custer	650.00	20,363.60	0.555	12,374.76	0.199
Delta	1,221.25	62,740.16	1.711	71,610.11	1.149
Denver	51,847.33	432,640.33	11.800	1,498,680.48	24.038
Dolores	25,802.06	0.704	5,631.24	0.090
Douglas	300.00	35,877.47	0.979	43,001.82	0.690
Eagle	150.00	35,852.53	0.978	27,804.96	0.446
Elbert	595.83	37,466.14	1.022	83,006.24	1.331
El Paso	7,221.04	149,948.69	4.090	279,099.64	4.477
Fremont	2,065.08	76,031.16	2.074	83,918.05	1.346
Garfield	255.00	39,049.85	1.065	69,533.06	1.115
Gilpin	150.00	11,369.57	0.310	9,193.97	0.147
Grand	300.00	48,725.10	1.329	17,651.23	0.283
Gunnison	962.50	58,256.54	1.589	64,843.38	1.040
Hinsdale	300.00	13,624.49	0.372	3,239.69	0.052
Huerfano	4,488.92	71,769.53	1.957	61,937.82	0.993
Jackson	39,147.05	1.068	16,635.69	0.267
Jefferson	2,326.33	63,027.05	1.719	95,434.51	1.531
Kiowa	300.00	26,588.06	0.725	60,153.15	0.965
Kit Carson	54,657.10	1.491	121,303.50	1.946
Lake	1,525.00	30,356.72	0.828	31,428.72	0.504
La Plata	625.50	33,696.03	0.919	60,597.15	0.972
Larimer	3,324.50	123,934.22	3.380	215,011.58	3.449
Las Animas	12,817.26	141,037.19	3.847	167,049.32	2.679
Lincoln	587.50	63,170.81	1.723	94,664.83	1.518
Logan	12.50	65,294.04	1.781	177,048.08	2.840
Mesa	1,317.50	114,013.84	3.110	118,454.55	1.900
Mineral	262.50	15,839.92	0.431	5,140.28	0.082
Moffat	385.83	51,805.58	1.413	30,530.71	0.490
Montezuma	360.00	40,359.55	1.101	26,314.90	0.422
Montrose	1,265.91	75,403.23	2.057	59,225.20	0.950
Morgan	219.00	52,056.51	1.420	119,488.05	1.917
Otero	1,815.00	52,771.69	1.439	136,928.31	2.196
Ouray	300.00	30,221.58	0.824	16,134.39	0.259
Park	45.00	69,754.84	1.902	32,248.24	0.517
Phillips	30,089.67	0.821	79,170.38	1.270
Pitkin	737.50	23,334.04	0.636	17,305.08	0.278
Prowers	525.00	49,421.24	1.348	98,375.00	1.578
Pueblo	4,061.22	120,914.37	3.298	284,526.15	4.564
Rio Blanco	38,603.25	1.053	22,532.29	0.361
Rio Grande	550.00	34,006.78	0.928	45,964.85	0.737
Routt	300.00	37,622.61	1.026	58,133.12	0.932
Saguache	427.50	40,691.56	1.110	44,762.81	0.718
San Juan	19,159.19	0.523	14,074.32	0.226
San Miguel	750.00	35,165.21	0.959	25,674.29	0.412
Sedgwick	33,225.95	0.906	50,729.32	0.814
Summit	237.50	27,095.30	0.739	19,401.71	0.311
Teller	1,840.50	46,543.07	1.270	26,923.27	0.432
Washington	50,515.71	1.623	122,068.29	1.953
Weld	2,369.58	139,678.49	3.809	480,616.04	7.709
Yuma	1,059.50	68,707.47	1.874	127,475.28	2.044
Totals	\$124,559.25	\$3,666,395.58	100.	\$6,234,734.05	100.

STATE INSTITUTIONS—1921

Disbursements and Percentages

Institutions	Salaries and Wages	Per Cent	Maintenance	Per Cent	Equipment	Per Cent
Agricultural College	\$ 611,326.87	54.4	\$ 211,827.94	18.9	\$ 59,680.46	5.3
Gunnison Normal	80,538.63	38.0	38,032.84	18.0
School of Mines	103,536.92	47.4	73,579.21	33.7	23,763.53	10.9
Teachers College	205,426.85	40.9	101,137.22	20.2	4,629.15	0.9
University of Boulder	497,990.88	40.0	233,869.24	18.8	12,792.10	...
Penitentiary	95,031.92	40.1	105,264.95	44.4
Reformatory	29,860.19	22.4	57,600.27	43.2	21,508.51	16.2
Industrial School, Boys	35,331.80	24.3	90,618.43	62.3
Industrial School, Girls	19,077.20	34.5	28,326.94	51.2
Dependent and Neglected Children	28,145.15	34.7	46,392.50	57.3
Insane Hospital	144,484.20	27.1	276,478.82	51.9	5,784.80	1.1
Mental Defectives, Ridge.....	16,710.07	52.5	15,092.05	47.4
Mental Defectives, Grand Junction.	18,070.74	28.7	29,990.58	47.5
Mute and Blind	81,977.67	41.0	55,667.98	27.8
Soldiers and Sailors	25,092.72	16.5	72,297.10	47.6
Detention Home	4,485.00	41.7	6,271.09	58.3
Workshop for Blind	13,172.79	28.7	14,917.23	32.5
Accountancy Board	367.81	57.3	274.16	42.7
Architect Examiners	1,174.42	74.2	407.90	25.8
Barber Examiners	2,745.00	86.8	568.50	13.2
Dental Examiners	1,125.26	59.1	779.78	40.9
Embalming Examiners	1,377.35	53.9	1,178.91	46.1
Medical Examiners	5,598.44	84.0	1,066.52	16.0
Nurse Examiners	3,736.51	81.9	825.10	18.1
Optometric Examiners	612.99	92.0	53.38	8.0
Pharmacy Examiners	2,116.99	64.9	1,225.40	35.1
Plumbing Examiners	4,770.00	60.6	3,095.41	39.4
Bank Examiners	16,772.46	79.2	4,407.06	20.8
Boller Inspection	7,299.98	67.0	3,598.54	33.0
Coal Mine Inspection	21,829.43	69.5	9,597.11	30.5
Rangers	68,254.62	48.5	41,120.15	29.2	31,470.76	22.3
Engineer	32,999.01	68.1	15,477.65	31.9
Fish and Game	66,777.02	42.3	89,074.85	56.4	2,060.34	1.3
Health Board	32,006.55	69.9	13,804.56	30.1
Melon Inspection	2,546.00	47.7	2,795.11	52.3
Highway Commission	426,361.88	10.5	377,039.58	9.3	11,281.97	0.3
Immigration	9,600.00	60.8	6,182.04	39.2
Industrial	56,647.51	81.3	11,914.37	17.1	1,105.00	1.6
Inheritance Tax	13,108.32	51.4	10,544.65	41.3	1,860.00	7.3
Insurance	23,786.30	62.2	14,456.57	37.8
Land Board	41,002.82	77.3	12,045.76	22.7
Military Department	79,871.03	33.4	79,120.47	33.1	4,752.00	2.0
Oil Inspection	13,295.00	40.2	19,781.86	59.8
Secretary of State	100,256.18	60.8	64,553.19	39.2
State Fair	9,590.09	8.9	50,585.89	47.1	1,476.25	1.4
Stock Inspection, Brand, Stallion..	65,751.07	62.9	38,836.39	37.1
Supreme Court	63,629.28	86.3	10,102.84	13.7
Attorney General (Water Defense)	41,111.09	75.5	13,341.97	24.5
Public Utilities	42,742.88	86.7	6,566.10	13.3
Law Enforcement	3,404.95	49.6	3,453.36	50.4
Historical and Natural History....	5,974.92	76.9	1,790.58	23.1
Meat and Slaughter House	1,833.15	66.9	907.75	33.1
Animal Tuberculosis	28.00	9.1	280.25	90.9
Superintendent Public Instruction	13,500.00	84.5	2,470.18	15.5

STATE INSTITUTIONS—1921—Continued

Disbursements and Percentages

Institution	Land, Buildings and Improvements	Per Cent	Miscellaneous	Per Cent	Total
Agricultural College	\$ 183,702.21	16.3	\$ 57,126.97	5.1	\$1,123,664.45
Gunnison Normal	65,842.19	31.1	27,312.70	12.9	211,726.36
School of Mines	17,542.28	8.0	218,421.94
Teachers College	159,081.34	31.7	31,719.43	6.3	501,993.99
University of Boulder	402,059.30	32.3	97,000.61	7.8	1,243,712.13
Penitentiary	11,206.73	4.8	25,407.29	10.7	236,910.89
Reformatory	15,214.02	11.4	9,014.07	6.8	133,197.06
Industrial School, Boys	17,986.14	12.4	1,434.23	1.0	145,370.60
Industrial School, Girls	6,447.09	11.6	1,509.78	2.7	55,361.01
Dependent and Neglected Children...	6,511.61	8.0	81,049.26
Insane Hospital	91,625.84	17.2	14,123.26	2.7	532,496.92
Mental Defectives, Ridge	27.09	.1	31,829.21
Mental Defectives, Grand Junction..	15,022.28	23.8	63,083.60
Mute and Blind	58,278.53	29.2	4,077.25	2.0	200,001.43
Soldiers and Sailors	44,994.69	29.6	9,618.88	6.3	152,003.39
Detention Home	10,756.09
Workshop for Blind	17,800.52	38.8	45,890.54
Accountancy Board	641.97
Architect Examiners	1,532.32
Barber Examiners	4,313.50
Dental Examiners	1,905.04
Embalming Examiners	2,556.26
Medical Examiners	6,664.96
Nurse Examiners	4,561.61
Optometric Examiners	666.37
Pharmacy Examiners	3,342.39
Plumbing Examiners	7,865.41
Bank Examiners	21,179.52
Boiler Inspection	10,898.52
Coal Mine Inspection	31,426.54
Rangers	140,845.53
Engineer	48,476.66
Fish and Game	157,912.21
Health Board	45,811.11
Melon Inspection	5,341.11
Highway Commission	2,862,805.76	70.6	375,085.23	9.3	4,052,574.42
Immigration	15,782.04
Industrial	69,666.88
Inheritance Tax	25,512.97
Insurance	38,242.87
Land Board	53,048.58
Military Department	75,396.72	31.5	239,140.22
Oil Inspection	33,076.86
Secretary of State	164,809.37
State Fair	45,717.43	42.6	107,369.66
Stock Inspection, Brand, Stallion....	104,587.46
Supreme Court	73,732.12
Attorney General (Water Defense)..	54,453.06
Public Utilities	49,308.98
Law Enforcement	6,858.31
Historical and Natural History.....	7,765.50
Meat and Slaughter House	2,740.90
Animal Tuberculosis	308.25
Superintendent Public Instruction...	15,970.18

STATE INSTITUTIONS—1921—Continued

Disbursements and Percentages

Institutions	Salaries and Wages	Per Cent	Maintenance	Per Cent	Equipment	Per Cent
Auditor	\$ 18,660.00	85.6	\$ 3,151.04	14.4
Auditing Board	3,600.00	93.5	250.00	6.5
Assessors' Meeting	2,657.31	100.0
Budget Commission	3,600.00	86.7	550.00	13.3
Building and Loan Inspection.....	2,000.00	75.5	650.00	24.5
Bureau of Mines	12,900.00	60.8	8,303.58	39.2
Bee Inspection	2,331.69	100.0
Civil Service Commission	12,600.00	76.7	430.00	3.3
Capitol Managers	71,418.23	9.5	70,169.78	9.3	\$ 57,588.55	7.7
Charities and Corrections	4,000.00	74.4	1,375.00	25.6
Child and Animal Protection	7,500.00	79.0	3,375.00	21.0
Dairy Commission	14,200.00	57.5	10,520.35	42.5
District Judges	100,000.00	93.8	6,575.00	6.2
District Attorneys	11,200.00	100.0
Entomologist	12,000.00	60.4	7,890.50	39.6
Governor	10,100.00	64.7	5,500.00	35.3
Geologist	2,235.00	12.5	15,677.34	87.5
Lieutenant Governor	1,000.00	100.0
Pardons Board	2,000.00	58.8	1,400.00	41.2
Printing Commission	6,400.00	23.4	13,334.32	76.6
Public Examiner	17,276.70	68.7	7,884.63	31.3
Tax Commission	18,500.00	81.6	4,185.19	18.4
Treasurer	17,163.26	76.2	5,369.38	23.8
Teacher Adult Blind	2,500.00	43.3	3,269.59	56.7
Blind Benefit	53,367.03	100.0
Board of Law Examiners	600.00	92.2	51.06	7.8
Child Welfare	2,300.00	97.7	53.38	2.3
G. A. R.	500.00	100.0
General Incidental	51,532.86	100.0
Indexing and Compiling	2,250.00	100.0
Legislature	135,691.10	100.0
Legislative Supplies	4,343.13	100.0
Legislative Printing	31,271.21	100.0
Minimum Wage Commission	1,800.00	100.0
Printing S. L. and Journals.....	8,257.10	100.0
Physical Examination of Children	738.50	100.0
Pest Inspection	2,400.00	64.8	1,303.42	35.2
Printing Reports.....	13,055.07	100.0
Publishing I. & R. Bills	34,222.32	100.0
Rev. Stat. Comm.....	1,500.00	95.8	65.32	4.2
State Chemist	2,000.00	89.2	243.35	10.8
Spanish War Vets	203.05	100.0
School of Mines Investigation.....	1,380.00	100.0
Traveling Library	1,884.75	100.0
	<u>\$3,795,078.39</u>	<u>31.4</u>	<u>\$2,747,171.34</u>	<u>22.7</u>	<u>\$ 239,753.42</u>	<u>2.0</u>

STATE INSTITUTIONS—1921—Continued

Disbursements and Percentages

Institution	Land, Buildings and Improvements	Per Cent	Miscellaneous	Per Cent	Total
Auditor	\$.....	..	\$.....	..	\$ 21,811.04
Auditing Board	3,850.00
Assessors' Meeting	2,657.31
Budget Commissioner.....	4,150.00
Building and Loan Inspection.....	2,650.00
Bureau of Mines.....	21,203.58
Bee Inspection.....	2,331.69
Civil Service Commission.....	13,030.00
Capitol Managers.....	547,752.28	72.8	5,000.00	0.7	751,928.84
Charities and Corrections.....	5,375.00
Child and Animal Protection.....	10,875.00
Dairy Commission.....	24,702.35
District Judges.....	106,575.00
District Attorneys.....	11,200.00
Entomologist	19,890.00
Governor	15,600.00
Geologist	17,912.34
Lieutenant Governor.....	1,000.00
Pardons Board.....	3,400.00
Printing Commission.....	19,734.32
Public Examiner.....	25,161.33
Tax Commission.....	22,685.19
Treasurer	22,532.64
Teacher Adult Blind.....	5,769.59
Blind Benefit.....	53,367.03
Board of Law Examiners.....	651.06
Child Welfare.....	2,353.38
G. A. R.....	500.00
General Incidental.....	51,532.86
Indexing and Compiling.....	2,250.00
Legislature	135,691.10
Legislative Supplies.....	4,343.13
Legislative Printing.....	31,271.21
Minimum Wage Commission.....	1,800.00
Printing S. L. and Journals.....	8,257.10
Physical Examination of Children.....	738.50
Pest Inspection.....	3,703.42
Printing Reports.....	13,055.07
Publishing I. and R. Bills.....	34,222.32
Rev. Stat. Comm.....	1,565.32
State Chemist.....	2,243.35
Spanish War Veterans.....	203.05
School of Mines Investigation.....	1,330.00
Traveling Library.....	1,884.75
	\$4,609,644.16	38.1	\$ 693,799.59	5.8	\$12,085,446.90

STATE OF COLORADO

All Offices, Boards, Commissions, Institutions, Etc.

Disbursements and Percentages, 1922

Institution	Salaries	Per Cent	Maintenance	Per Cent	Equipment	Per Cent
Agricultural College.....	\$698,459.73	57.0	\$284,966.41	23.3	\$34,953.53	2.9
Alamosa Normal.....
Gunnison Normal.....	87,123.68	42.6	92,399.97	45.2	4,105.28	2.0
School of Mines.....	139,178.03	49.9	91,391.01	32.8	23,107.89	8.3
Teachers College.....	268,749.57	54.1	127,762.64	25.7	16,634.09	3.3
University of Boulder.....	586,085.23	46.9	318,143.02	25.5	43,692.78	3.5
Penitentiary.....	99,355.99	37.6	120,440.94	45.6
Reformatory.....	31,964.86	37.0	44,460.44	51.5	4,592.50	5.3
Industrial School, Boys.....	38,661.45	28.8	76,428.32	57.0
Industrial School, Girls.....	25,295.26	42.6	31,902.37	53.8
Dependent and Neglected Children	27,714.68	39.5	40,239.19	57.3	2,228.77	3.2
Dentention Home.....	6,948.86	49.0	7,271.81	51.0
Mental Defectives, Ridge.....	16,626.71	55.1	13,542.69	44.9
Mental Defectives, Grand Junction	22,515.03	20.6	40,162.09	36.8	4,284.97	3.9
Mute and Blind.....	89,285.13	31.9	44,790.58	16.0	9,246.48	3.3
Soldiers and Sailors.....	24,487.33	17.3	76,455.99	53.8	67.50	..
Workshop for Blind.....	14,645.51	41.1	4,892.48	13.8
Insane Hospital.....	158,768.25	30.1	273,982.41	52.0
Accountancy Examiners.....	478.16	63.3	277.19	36.7
Architect Examiners.....	425.00	35.1	784.71	64.9
Barber Examiners.....	3,540.00	83.3	710.48	16.7
Dental Examiners.....	1,057.00	55.9	832.55	44.1
Embalming Examiners.....	1,385.00	69.3	613.86	30.7
Law Examiners.....	636.00	91.1	62.48	8.9
Medical Examiners.....	3,825.50	52.4	3,477.02	47.6
Nurse Examiners.....	3,620.00	81.1	845.81	18.9
Optometric Examiners.....	309.55	52.9	275.77	47.1
Pharmacy Examiners.....	1,950.00	52.1	1,794.67	47.9
Plumbing Examiners.....	4,077.50	66.3	2,071.58	33.7
Auditor.....	18,300.00	98.3	307.46	1.7
Auditing Board.....	3,600.00	100.0
Assessors' Meeting.....	2,739.68	100.0
Attorney General.....	28,818.17	89.2	3,498.51	10.8
Bank Commission.....	19,500.06	82.4	4,169.69	17.6
Bee Inspection.....	2,000.00	60.4	1,309.87	39.6
Blind Benefit.....	65,790.57	100.0
Boiler Inspection.....	7,299.98	67.0	3,600.00	33.0
Budget Commission.....	3,600.00	96.9	116.66	3.1
Building and Loan.....	1,999.92	82.0	439.80	18.0
Bureau of Mines.....	12,900.00	60.9	8,287.13	39.1
Capitol Managers.....	80,928.01	12.7	25,571.01	4.0	28,079.46	4.4
Charities and Corrections.....	3,500.00	77.5	1,016.75	22.5
Child and Animal Protection.....	7,500.00	65.4	3,964.45	34.6
Child Welfare.....	2,750.00	51.6	2,578.73	48.4
Civil Service.....	13,343.27	99.0	135.00	1.0
Coal Mine Inspection.....	18,768.66	65.4	8,422.78	29.3	1,520.00	5.3
Dairy Commission.....	15,599.87	57.0	11,791.71	43.0
District Attorneys.....	11,200.00	100.0
District Judges.....	96,000.00	94.0	6,099.32	6.0
Engineer.....	33,469.55	69.3	14,847.07	30.7
Entomologist.....	15,200.00	95.3	752.43	4.7
Erad. of Pred. Animals.....	13,492.84	94.4	802.32	5.6
Fish and Game.....	69,258.44	38.8	101,991.38	57.2	5,222.45	2.9

STATE OF COLORADO

All Offices, Boards, Commissions, Institutions, Etc.
Disbursements and Percentages, 1922

Institution	Lands		Per Cent Miscellaneous	Per Cent	Total
	Buildings and Improvements	Per Cent			
Agricultural College.....	\$176,842.22	14.4	\$29,511.37	2.4	\$1,224,733.26
Alamosa Normal.....	1,359.29	100.0	1,359.29
Gunnison Normal.....	20,923.19	10.2	204,552.12
School of Mines.....	4,867.82	1.7	20,340.22	7.3	278,884.92
Teachers College.....	42,338.46	8.5	41,629.99	8.4	497,114.75
University of Boulder.....	259,030.23	20.7	42,457.20	3.4	1,249,408.46
Penitentiary.....	18,500.67	7.0	25,882.71	9.8	264,180.31
Reformatory.....	5,282.35	6.1	112.40	0.1	86,412.55
Industrial School, Boys.....	18,125.86	13.5	870.03	0.7	134,085.66
Industrial School, Girls.....	1,311.67	2.2	828.99	1.4	59,338.29
Dependent and Neglected Children.....	31.00	70,213.64
Detention Home.....	14,220.67
Mental Defectives, Ridge.....	20.20	30,189.60
Mental Defectives, Grand Junction....	39,977.72	36.7	2,154.44	2.0	109,094.25
Mute and Blind.....	132,470.97	47.3	4,399.44	1.5	280,192.60
Soldiers and Sailors.....	7,290.18	5.1	33,765.49	23.8	142,066.49
Workshop for Blind.....	16,038.99	45.1	35,576.98
Insane Hospital.....	90,235.49	17.1	4,003.08	0.8	526,989.23
Accountancy Examiners.....	775.35
Architect Examiners.....	1,209.71
Barber Examiners.....	4,250.48
Dental Examiners.....	1,889.55
Embalming Examiners.....	1,998.86
Law Examiners.....	698.48
Medical Examiners.....	7,302.52
Nurse Examiners.....	4,465.81
Optometric Examiners.....	585.32
Pharmacy Examiners.....	3,744.67
Plumbing Examiners.....	6,149.08
Auditor.....	18,607.46
Auditing Board.....	3,600.00
Assessors' Meeting.....	2,739.68
Attorney General.....	32,316.68
Bank Commissioners.....	23,669.75
Bee Inspection.....	3,309.87
Blind Benefit.....	65,790.57
Boiler Inspection.....	10,899.98
Budget Commission.....	3,716.66
Building and Loan.....	2,439.72
Bureau of Mines.....	21,187.13
Capitol Managers.....	503,054.16	78.9	637,632.64
Charities and Corrections.....	4,516.75
Child and Animal Protection.....	11,464.45
Child Welfare.....	5,328.73
Civil Service.....	13,478.27
Coal Mine Inspection.....	28,711.44
Dairy Commission.....	27,391.58
District Attorneys.....	11,200.00
District Judges.....	102,099.32
Engineer.....	48,316.62
Entomologist.....	15,952.42
Erad. of Pred. Animals.....	1,933.01	1.1	{.....	14,295.16
Fish and Game.....					178,405.28

STATE OF COLORADO—Continued

All Offices, Boards, Commissions, Institutions, Etc.

Disbursements and Percentages, 1922

Institution	Salaries	Per Cent	Maintenance	Per Cent	Equipment	Per Cent
Geologist	\$ 8,513.00	52.2	\$ 6,611.40	40.5	\$ 1,187.41	7.3
Governor	10,100.00	77.2	2,986.67	22.8
General Incidental.....	50,104.53	100.0
G. A. R.....	500.00	100.0
Health Board.....	35,101.07	62.8	20,780.60	37.2
Historical and Natural Hist.	6,446.67	90.2	700.97	9.8
Highway Department.....	323,014.88	4.8	172,064.41	2.6	19,299.71	0.3
Immigration Board	9,700.00	52.0	8,961.19	48.0
Indexing and Compiling.....	150.00	100.0
Industrial Commission.....	59,148.15	77.5	13,492.43	17.7
Inheritance Tax.....	14,170.00	56.1	10,404.28	41.1	700.00	2.8
Insurance Commission.....	32,626.81	85.3	5,613.34	14.7
Land Board.....	40,174.88	78.9	10,745.01	21.1
Law Enforcement.....	2,818.05	61.0	1,796.66	39.0
Legislature	33,412.00	93.1	2,482.29	6.9
Legislative Printing.....	4,186.56	100.0
Legislative Supplies.....	1,218.49	100.0
Lieutenant Governor.....	1,000.00	100.0
Military Department.....	57,403.47	8.2	72,254.36	10.2	6,896.68	1.0
Minimum Wage Commission	1,800.00	100.0
Melon Inspection.....	4,120.00	56.6	2,287.12	31.4	875.00	12.0
Metal Mining.....	9,343.50	60.9	5,849.11	38.1	149.00	1.0
Oil Inspection.....	28,587.68	66.0	14,759.27	34.0
Pardons Board.....	2,000.00	69.5	876.24	30.5
Pest Inspection.....	4,256.03	76.5	1,284.51	23.1	20.70	0.4
Physical Examination of Children	148.75	100.0
Printing Commissioner.....	5,199.96	100.0
Printing Reports.....	1,944.93	100.0
Printing S. L. and Journals.	4,242.90	100.0
Public Examiner.....	18,000.00	71.7	7,099.54	28.3
Public Utilities Commission.	45,734.74	90.9	4,554.70	9.1
Publication Rev. Statutes 1921	21,400.00	100.0
Rangers	100,936.45	53.7	67,484.84	35.9	19,461.65	10.4
Rev. Statutes Commission...	2,736.82	98.5	43.10	1.5
Secretary of State.....	104,477.35	58.1	66,420.28	36.9
Spanish War Veterans.....	296.95	100.0
State Chemist.....	1,999.92	72.8	748.45	27.2
State Fair.....	8,231.13	14.3	45,088.20	78.3
Stock Inspection.....	57,342.78	51.7	32,501.89	29.3
Supreme Court.....	65,099.87	92.8	595.24	0.8	4,480.54	6.4
Sup't Public Instruction.....	13,900.00	62.3	2,508.02	11.2
Tax Commission.....	18,500.00	85.5	3,140.54	14.5
Teacher of Adult Blind.....	2,499.96	62.1	1,528.65	37.9
Traveling Library.....	1,050.00	49.7	1,061.58	50.3
Treasurer	17,100.00	99.6	66.72	0.4
Uniform State Laws Comm..	398.33	100.0
Water Defense (Att'y Gen.)	12,207.21	55.1	9,929.16	44.9
Shepherd Towner.....	1,066.10	94.1	66.69	5.9
Colo. Board of Corrections..	3,900.00	100.0
	\$3,999,916.26	26.2	\$2,650,589.69	17.4	\$230,806.39	1.5

STATE OF COLORADO—Continued

All Offices, Boards, Commissions, Institutions, Etc.

Disbursements and Percentages, 1922

Institution	Lands, Buildings and Improvements	Per Cent	Miscellaneous	Per Cent	Total
Geologist	\$.....	\$.....	\$ 16,311.81
Governor	13,086.67
General Incidental.....	50,104.53
G. A. R.....	500.00
Health Board.....	55,881.67
Historical and Natural History....	7,147.64
Highway Department.....	5,747,921.73	85.3	473,582.02	7.0	6,735,882.75
Immigration Board.....	18,661.19
Indexing and Compiling.....	150.00
Industrial Commission.....	3,718.75	4.8	76,359.33
Inheritance Tax.....	25,274.28
Insurance Commission.....	38,240.15
Land Board.....	50,919.89
Law Enforcement.....	4,614.71
Legislature	35,894.29
Legislative Printing.....	4,186.56
Legislative Supplies.....	1,218.49
Lieutenant Governor.....	1,000.00
Military Department.....	544,549.00	77.1	24,861.27	3.5	705,964.78
Minimum Wage Commission.....	1,800.00
Melon Inspection.....	7,282.12
Metal Mining.....	15,341.61
Oil Inspection.....	43,346.95
Pardons Board.....	2,876.24
Pest Inspection.....	5,561.24
Physical Examination of Children..	148.75
Printing Commissioner.....	5,199.96
Printing Reports.....	1,944.93
Printing S. L. and Journals.....	4,242.90
Public Examiner.....	25,099.54
Public Utilities Commission.....	50,289.44
Publishing Rev. Statutes 1921.....	21,400.00
Rangers	187,882.94
Revised Statutes Commission.....	2,779.92
Secretary of State.....	9,000.00	5.0	179,897.63
Spanish War Veterans.....	296.95
State Chemist.....	2,748.37
State Fair.....	4,282.12	7.4	57,601.45
Stock Inspection	21,136.24	19.0	110,980.91
Supreme Court	70,175.65
Superintendent Public Instruction..	5,921.11	26.5	22,329.13
Tax Commission.....	21,640.54
Teacher of Adult Blind.....	4,028.61
Traveling Library.....	2,111.58
Treasurer	17,166.72
Uniform State Laws Commission...	398.33
Water Defense (Att'y Gen.).....	22,136.37
Shepherd-Towner	1,132.79
Colorado Board of Corrections.....	3,900.00
	\$7,620,926.14	49.9	\$760,264.94	5.0	\$15,261,873.42

STATE OF COLORADO—Continued

All Offices, Boards, Commissions, Institutions, Etc.

Disbursements and Percentages, 1923

Institutions	Salaries and Wages	Per Cent	Maintenance	Per Cent	Equipment	Per Cent
Agricultural College	\$699,177.07	55.1	\$190,560.05	15.0	\$83,856.61	6.6
Adams Normal
Gunnison Normal	125,512.36	59.8	64,980.88	31.0	5,338.85	2.5
Gunnison Normal, Deficiency 1922....	28,387.76	61.3	17,947.49	38.7
School of Mines	162,054.59	55.4	82,213.80	28.1	7,763.54	2.7
Teachers College	289,471.90	49.7	150,480.18	25.9	19,742.53	3.4
University of Boulder	651,946.60	33.3	300,106.10	15.3	30,352.38	1.6
Penitentiary	99,364.86	35.2	119,370.95	42.3	9,558.00	3.4
Penitentiary, Deficiency 1922	13,172.86	35.5	23,902.87	64.5
Reformatory	34,004.71	30.9	67,438.65	61.4	5,575.58	5.1
Reformatory, Deficiency 1922	6,897.43	100.0
Industrial School for Boys	35,077.33	25.6	89,365.31	65.3	5,517.88	4.0
Industrial School for Girls	23,702.57	40.9	30,822.80	53.1	134.33	0.2
Dependent and Neglected Children..	28,295.82	32.4	47,194.84	54.1	4,531.99	5.2
Detention Home	6,687.66	53.7	5,768.74	46.3
Insane Asylum	171,824.35	22.7	269,782.58	35.7	25,410.11	3.4
Mental Defectives, Ridge	16,378.23	42.1	18,192.18	46.7	1,550.16	4.0
Mental Defectives, Grand Junction..	25,143.38	33.4	42,640.66	56.5
Mute and Blind	98,303.96	35.3	49,326.02	17.8	2,412.88	0.9
Soldiers and Sailors' Home	25,179.93	16.7	97,736.57	64.7
Soldiers and Sailors', Def. 1922	4,216.31	27.8	10,942.99	72.2
Workshop for Blind	15,811.92	31.3	24,449.38	48.4	10,248.70	20.8
Accountancy	270.00	51.7	251.97	48.3
Architects	380.00	23.3	1,253.35	76.7
Barbers	3,130.00	86.1	505.30	13.9
Dental	600.00	50.3	593.42	49.7
Embalming	1,207.71	90.8	122.26	9.2
Law	590.57	87.7	82.60	12.3
Medical	3,963.00	65.1	2,127.86	34.9
Nurse	2,400.00	62.5	1,440.75	37.5
Optometric	200.00	44.3	251.01	55.7
Pharmacy	2,100.00	53.6	1,766.70	45.1
Plumbing	3,897.50	67.9	1,839.75	32.1
Assessors	2,422.75	100.0
Attorney General	23,233.09	86.8	3,527.89	13.2
Auditing Board	3,600.00	100.0
Auditor	18,181.31	97.9	384.75	2.1
Bank Commission	19,599.96	83.9	3,753.91	16.1
Bee Inspection	1,659.92	61.1	1,056.33	38.9
Blind Benefit	112,130.55	100.0
Boiler Inspector	7,299.98	67.1	3,571.32	32.9
Bonds, Interest on
Bonds, Redemption of
Budget Commission	3,600.00	89.0	444.55	11.0
Building and Loan	1,999.92	98.2	37.40	1.8
Bureau of Mines	14,819.21	63.2	8,622.01	36.8
Capitol Managers	86,158.13	57.2	41,919.83	27.8	22,530.46	15.0
Charities and Corrections	3,000.00	86.1	486.22	13.9
Child and Animal	7,500.00	69.1	3,361.63	30.9
Child Welfare	2,325.00	59.1	1,609.04	40.9
Civil Service	15,314.90	97.0	466.10	3.0
Coal Mine Inspection	24,568.28	67.2	12,015.86	32.8
Colorado Board of Corrections	3,600.00	100.0
Dairy Commission	14,264.08	56.7	10,908.58	43.3
Department of Safety	11,173.21	51.5	10,522.35	48.5
District Attorneys	11,200.00	100.0
District Judges	96,000.00	91.0	9,443.67	9.0
Director of Markets	3,964.16	72.7	1,489.27	27.3
Division of Marketing	30,583.53	59.7	20,612.48	40.3
Engineer	37,584.12	62.4	12,589.71	20.9	10,018.96	16.7
Entomologist	10,968.37	74.6	3,437.30	23.4	300.75	2.0
Fradication of Predatory Animals..	5,764.68	74.0	2,030.38	26.0
Firemen's Pension	94,985.41	100.0
Forest Reserve	192,102.04	100.0
Game and Fish	62,157.90	41.3	78,750.72	52.3

STATE OF COLORADO—Continued

All Offices, Boards, Commissions, Institutions, Etc.
Disbursements and Percentages, 1923

Institution	Land and Improvements	Per Cent	Miscellaneous	Per Cent	Total
Agricultural College.....	\$ 198,466.03	15.7	\$ 96,048.84	7.6	\$ 1,268,110.60
Adams Normal.....	31,629.42	100.0	31,629.42
Gunnison Normal.....	14,087.81	6.7	209,919.90
Gunnison Deficiency 1922.....	46,335.25
School of Mines.....	13,986.63	4.8	26,307.26	9.0	292,325.82
Teachers College.....	116,847.04	20.1	5,404.00	0.9	581,945.65
University of Boulder.....	929,194.22	47.4	46,707.01	2.4	1,958,306.31
Penitentiary.....	15,826.59	5.6	38,276.22	13.5	282,396.62
Penitentiary Deficiency 1922.....	37,075.73
Reformatory.....	2,852.85	2.6	42.00	109,913.79
Reformatory Deficiency 1922.....	6,897.43
Industrial School, Boys.....	6,241.09	4.6	765.33	0.5	136,966.94
Industrial School, Girls.....	2,134.55	3.7	1,218.01	2.1	58,012.26
Dependent and Neglected Children Detention Home.....	2,185.47	2.5	5,031.49	5.8	87,239.61
Insane Asylum.....	284,166.05	37.6	4,915.93	0.6	756,099.02
Mental Defectives, Ridge.....	2,796.00	7.2	5.60	38,922.17
Mental Defectives, Grand Junction	7,504.51	10.0	75,288.55
Mute and Blind.....	124,449.51	44.7	3,679.03	1.3	278,171.40
Soldiers and Sailors' Home.....	22,082.03	14.6	6,016.17	4.0	151,014.70
Soldiers and Sailors Defic. 1922.....	15,159.30
Workshop for Blind.....	50,510.00
Accountancy.....	521.97
Architects.....	1,633.35
Barbers.....	3,635.30
Dental.....	1,193.42
Embalming.....	1,329.97
Law.....	673.17
Medical.....	6,090.86
Nurse.....	3,840.75
Optometric.....	451.01
Pharmacy.....	50.00	1.3	3,916.70
Plumbing.....	5,737.25
Assessors.....	2,422.75
Attorney General.....	26,760.98
Auditing Board.....	3,600.00
Auditor.....	18,566.06
Bank Commissioner.....	23,353.87
Bee Inspection.....	2,716.25
Blind Benefit.....	112,130.55
Boiler Inspector.....	10,871.30
Bond, Interest on.....	420,546.60	100.0	420,546.60
Bonds, Redemption of.....	210,002.05	100.0	210,002.05
Budget Commissioner.....	4,044.55
Building and Loan.....	2,037.32
Bureau of Mines.....	23,441.22
Capitol Managers.....	150,608.42
Charities and Corrections.....	3,486.22
Child and Animal.....	10,861.63
Child Welfare.....	3,934.04
Civil Service.....	15,781.00
Coal Mine Inspection.....	36,584.14
Colorado Board of Corrections.....	3,600.00
Dairy Commission.....	25,172.66
Department of Safety.....	21,695.56
District Attorneys.....	11,200.00
District Judges.....	105,443.67
Director of Markets.....	5,453.43
Division of Marketing.....	51,196.01
Engineer.....	60,192.79
Entomologist.....	14,706.42
Eradication of Predatory Animals.....	7,795.06
Firemen's Pension.....	94,985.41
Forest Reserve.....	192,102.04
Game and Fish.....	9,617.44	6.4	150,526.06

STATE OF COLORADO—Continued

All Offices, Boards, Commissions, Institutions, Etc.

Disbursements and Percentages, 1923

Institution	Land and Improvements	Per Cent	Miscellaneous	Per Cent	Total
G. A. R.					\$ 500.00
General Incidental					42,798.74
Geologist					14,885.88
Governor					13,675.29
Health Board					52,696.02
Highway Department	\$ 4,184,708.21	76.7	\$ 804,935.02	14.7	5,453,446.63
Historical Society					17,029.60
Immigration Board					17,664.48
Improvement Tax State Property					25,043.37
Indexing and Compiling					1,000.00
Industrial Commission					128,557.57
Inheritance Tax					23,009.82
Interstate Rivers Compact					4,977.49
Insurance Commission					41,226.43
Land Board					57,222.03
Law Enforcement					13,429.36
Legislature					123,355.81
Legislative Printing					26,349.94
Legislative Supplies					4,925.62
Lieutenant Governor					1,005.68
Military Department	17,259.75	14.3			120,222.36
Minimum Wage Commission					1,800.00
Minimum Wage for Teachers					3,825.03
Melon Inspection					4,086.82
Metal Mining					17,666.06
Oil Inspection					34,929.38
Pardons Board					1,280.80
Pest Inspection					4,228.13
Physical Examination Children					990.00
Printing Commissioner					6,999.96
Printing Reports					11,256.00
Printing S. L. & Journals					4,585.81
Public Examiner					27,442.12
Public Lands Drainage					1,000.00
Public Utilities					43,232.62
Public I. R. Bills					19,809.90
Public Rev. Statutes 23					15,606.99
Rev. Stat. Commission					596.50
Secretary of State			10,500.00	6.2	169,696.92
Soldiers Mon. Commission					1,449.50
Spanish War Veterans					494.31
State Chemist					2,342.70
State Fair	24,999.78	33.1			75,426.92
State Fair Def. 22					10,464.69
Stock Inspection			35,391.83	23.7	149,295.98
Supreme Court					68,902.16
Superintendent Public Instruction					17,671.81
Tax Commission					20,792.54
Teachers Adult Blind					3,499.96
Topographical Survey					7,887.92
Trav. Library					1,999.83
Treasurer					25,858.01
Shepard-Tower Act					4,682.35
Uniform State Laws					339.90
U. S. War Veterans					494.31
Water Defense					25,264.17
Relief Bills—					
Bright, F. T.			147.90	100.0	147.90
Hall, Harry			686.75	100.0	686.75
Manson, A. J.			63.87	100.0	63.87
Harding, O. R.			1,000.00	100.0	1,000.00
Int. National Trust Company			285.00	100.0	285.00
Leonard, J. F.			596.66	100.0	596.66
Totals	\$6,011,034.98	39.3	\$1,718,982.57	11.2	\$15,311,601.08

STATE OF COLORADO—Continued

All Offices, Boards, Commissions, Institutions, Etc.

Disbursements and Percentages, 1923

Institution	Salaries and Wages	Per Cent	Maintenance	Per Cent	Equipment	Per Cent
G. A. R.	\$	\$ 500.00	100.0	\$
General Incidental	42,798.74	100.0
Geologist	9,899.94	66.5	4,441.73	29.8	544.21	3.7
Governor	10,175.29	74.4	3,500.00	25.6
Health Board	39,269.63	74.5	13,426.39	25.5
Highway Department	308,508.12	5.7	117,816.51	2.2	37,478.77	0.7
Historical Society	11,491.68	67.5	5,537.92	32.5
Immigration Board	9,900.00	56.0	7,764.48	44.0
Improvement Tax, State Property	25,043.37	100.0
Indexing and Compiling	1,000.00	100.0
Industrial Commission	105,311.10	81.9	23,246.47	18.1
Inheritance Tax	14,014.60	60.9	8,995.22	39.1
Interstate Rivers Compact	4,800.00	96.4	177.49	3.6
Insurance Commission	28,647.04	69.5	12,579.39	30.5
Land Board	43,216.20	75.5	14,005.83	24.5
Law Enforcement	8,795.98	65.5	3,633.38	27.1	1,000.00	7.4
Legislature	111,936.00	90.7	11,419.81	9.3
Legislative Printing	26,349.94	100.0
Legislative Supplies	4,925.62	100.0
Lieutenant Governor	1,000.00	99.4	5.68	0.6
Military Department	39,798.99	33.1	62,739.24	52.2	424.38	0.4
Minimum Wage Commission	1,800.00	100.0
Minimum Wage for Teachers	3,825.03	100.0
Melon Inspection	2,627.50	64.3	1,459.32	35.7
Metal Mining	10,078.23	57.0	7,587.83	43.0
Oil Inspection	21,039.86	60.2	13,498.52	38.6	400.00	1.2
Pardons Board	948.80	74.1	332.00	25.9
Pest Inspection	3,452.17	81.6	775.96	18.4
Physical Examination Children	990.00	100.0
Printing Commissioner	6,399.96	91.4	600.00	8.6
Printing Reports	11,256.00	100.0
Printing Session Laws and Journals	4,585.81	100.0
Public Examiner	19,000.00	69.2	8,442.12	30.8
Public Lands Drainage	1,000.00	100.0
Public Utilities	39,000.32	90.2	4,232.30	9.8
Publishing I. & R. Bills	19,809.90	100.0
Publishing Revised Statutes 1923	15,606.99	100.0
Revised Statutes Commission	596.50	100.0
Secretary of State	98,760.24	58.2	60,436.68	35.6
Soldiers' Monument Comm.	1,449.50	100.0
Spanish War Veterans	494.31	100.0
State Chemist	1,886.58	80.5	456.12	19.5
State Fair	8,898.37	11.8	41,528.77	55.1
State Fair Deficiency, 1922	1,528.50	14.6	7,058.51	67.5	1,877.68	17.9
Stock Inspection	71,043.83	47.6	42,860.32	28.7
Supreme Court	65,751.21	95.4	1,150.95	1.7	2,000.00	2.9
Superintendent Public Instruction	15,761.91	89.2	1,909.90	10.8
Tax Commission	18,500.00	89.0	2,292.54	11.0
Teachers Adult Blind	2,499.96	71.4	1,000.00	28.6
Topographical Survey	7,887.92	100.0
Traveling Library	1,050.00	52.5	949.83	47.5
Treasurer	19,253.26	74.5	6,604.75	25.5
Shepherd-Towner Act	4,628.35	100.0
Uniform State Laws	339.90	100.0
U. S. War Veterans	494.31	100.0
Water Defense	15,087.45	59.7	6,870.84	27.2	3,305.88	13.1
Relief Bills—
Bright, F. T.
Hall, Harry
Manson, A. J.
Harding, O. R.
International Trust Co.
Leonard, J. F.
Totals	\$4,267,530.45	27.9	\$3,022,176.45	19.7	\$291,876.63	1.9

ATTENDANCE AND PER CAPITA COST OF STATE INSTITUTIONS

	YEAR 1922		PER CAPITA COST	
	Attendance	Actual	To Taxpayer	
Educational				
Agricultural College	1,053	\$390.58	\$277.63	
School of Mines.....	428	495.36	351.42	
Teachers' College	842	349.88	292.29	
University of Colorado.....	2,409	310.26	179.00	
Western State College.....	182	811.07	576.77	
Mute and Blind School.....	183	759.03	710.68	
Penal				
Industrial School for Boys.....	325	353.79	323.69	
Industrial School for Girls.....	145	394.47	157.91	
Penitentiary	804	272.52	237.18	
Reformatory	209	389.12	284.40	
Eleemosynary				
Dependent and Neglected Children.....	172	402.06	399.93	
Insane Hospital	2,245	198.33	177.00	
Mental Defectives (Ridge).....	78	386.79	358.63	
Mental Defectives (Grand Junction).....	152	454.71	430.70	
Soldiers' and Sailors' Home.....	145	656.50	520.86	
Workshop for the Blind.....	20	976.89	500.00	
Detention Home	25	568.83	568.83	
YEAR 1923				
Educational				
Agricultural College	1,091	426.13	247.53	
School of Mines.....	493	487.76	326.46	
Teachers' College	1,029	310.29	258.19	
University of Colorado.....	2,439	315.75	212.48	
Western State College.....	272	492.82	473.03	
Mute and Blind School.....	202	725.75	687.26	
Penal				
Industrial School for Boys.....	358	347.22	320.56	
Industrial School for Girls.....	145	378.03	268.78	
Penitentiary	864	261.28	226.94	
Reformatory	156	686.02	618.27	
Eleemosynary				
Dependent and Neglected Children.....	179	421.62	416.24	
Insane Hospital	2,310	202.17	184.83	
Mental Defectives (Ridge).....	78	443.21	399.07	
Mental Defectives (Grand Junction).....	192	353.04	344.58	
Soldiers' and Sailors' Home.....	146	620.92	514.69	
Workshop for the Blind.....	24	834.16	312.50	
Detention Home	25	498.25	498.25	

INDEX

INDEX

STATE OF NEW YORK
DEPARTMENT OF TAXATION

IN SENATE
January 15, 1914

REPORT OF THE
COMMISSIONER OF TAXATION

FOR THE YEAR ENDING
DECEMBER 31, 1913

INDEX

General Information	1	1
Income Tax	1	1
Property Tax	1	1
Excise Tax	1	1
Transfer Tax	1	1
Administrative	1	1
Financial	1	1
Legal	1	1
Statistical	1	1
Appendix	1	1
Index	1	1

INDEX

A		Page
Appropriations		19
Appropriations, Special		39
Appropriations, Prior Years		40
Appropriation Accounts	41 to 44	
Appropriation Disbursements	41 to 44	
Attendance State Institutions.....		118
Automobiles owned by State.....		50
Assessed Valuation	16- 18	

B	
Bonded Indebtedness	18- 36
Blind Benefit Fund	25- 26

C	
Capitol Building Fund	30
Capitol Office Building Fund.....	30
Certificates of Indebtedness	36
Cash Funds, Receipts and Disbursements.....	38
Cash Receipts and Disbursements.....	45 to 48
County Commissioners, 1922.....	58 to 60
County Commissioners, 1923.....	80 to 82
County Courts, 1922.....	70 to 72
County Courts, 1923.....	92 to 94
Clerk and Recorder, 1922.....	64 to 66
Clerk and Recorder, 1923.....	86 to 88
County Sheriffs, 1922.....	67 to 69
County Sheriffs, 1923.....	89 to 91
County Treasurers, 1922.....	61 to 63
County Treasurers, 1923.....	83 to 85
County Treasurers' Disbursements and Percentages, 1922.....	78- 79
County Treasurers' Disbursements and Percentages, 1923.....	100-101

D	
Delinquent Taxes	52
Disbursements, all State Offices.....	57
Disbursements, Comparison 1921, 1922, 1923.....	57
District Courts, 1922.....	73 to 75
District Courts, 1923.....	95 to 97

E	
Estimated Revenues, 1919 to 1926.....	17

	Page
F	
Fireman's Pension Fund.....	23- 24
Forest Reserve Apportionment.....	22
Funding Statement, General Revenue.....	35
G	
General Revenue Fund.....	17
General Revenue, 1923.....	27
General Revenue, 1924.....	28
General Revenue, 1923-1924.....	28
General Revenue, Receipts and Disbursements 1919-1924.....	29
Gasoline Tax	32
H	
Highway Bonds, Act 1921.....	33
Highway Bonds, Act 1923.....	33
Highway, State	31- 32
I	
Insurance Fund	30
Inheritance Tax Fund.....	31
Insurance on State Property.....	51
Inventory State Property	53
Institutions, Disbursements and Percentages 1921.....	106 to 109
Institutions, Disbursements and Percentages 1922.....	110 to 113
Institutions, Disbursements and Percentages 1923.....	114 to 117
L	
Ledger Balances	39
M	
Miscellaneous Collections	18
Metal Mining Fund	27
Motor Vehicle License Fund.....	33
Monthly Statement of Disbursements.....	49
O	
Outstanding Warrants	37
P	
Per Capita Cost, State Institutions.....	118
Public Examiner, Letter of Transmittal.....	55- 56
Prior Years Appropriation.....	40
Public School Income Apportionment.....	20- 21
Percentages and Disbursements, County Treasurers 1922.....	78- 79
Percentages and Disbursements, County Treasurers 1923.....	100-101
Percentages and Disbursements, Institutions 1921.....	106 to 109
Percentages and Disbursements, Institutions 1922.....	110 to 113
Percentages and Disbursements, Institutions 1923.....	114 to 117

R

	Page
Revenues estimated 1919 to 1926.....	17
Revenue from State Departments.....	18
Redemption of Highway Bonds 1923.....	34
Remittances to Counties 1923.....	102-103
Remittances to Counties 1924.....	104-105
Remittances from Counties 1923.....	102-103
Remittances from Counties 1924.....	104-105

S


State Highway Fund.....	31- 32
State Road	34
Special Appropriations	39
School Expense Compared to Total Expense 1922.....	76- 77
School Expense Compared to Total Expense 1923.....	98- 99
State Institutions, Disbursements and Percentages 1921.....	106 to 109
State Institutions, Disbursements and Percentages 1922.....	110 to 113
State Institutions, Disbursements and Percentages 1923.....	114 to 117
State Departments, Revenue.....	18


T


Tax Levy and Receipts	16
Treasurers' Cash Receipts and Disbursements.....	38
Tax Remittances from Counties 1923.....	102-103
Tax Remittances from Counties 1924.....	104-105


W

Where the Money Comes from.....	14
Where the Money Went.....	15









RECEIVED

OCT 16 2019

STATE PUBLICATIONS
Colorado State Library

