

GA2/100.11/1904-06
c.1

JUL 20 1956
GOVERNMENT
DOCUMENTS DIVISION
University of Colorado Libraries

BIENNIAL REPORT

OF

ALFRED E. BENT

AUDITOR OF STATE

OF

COLORADO

FROM DECEMBER 1, 1904, TO NOVEMBER 30, 1906
INCLUSIVE



DENVER, COLORADO
THE SMITH-BROS. PRINTING CO., STATE PRINTERS
INC.

COLORADO STATE PUBLICATIONS LIBRARY
CAG406-448/1981-2 local
State of Colorado, Department of Library

3 1799 00003 3118

UNIVERSITY OF COLORADO
Historical Collections

SAMUEL W. DEBUSK
LIBRARY


GIFT OF
HONORA DEBUSK SMITH
JULY 1933

Compliments of the

State of Colorado,

ALFRED E. BENT,

Auditor of State.



Compliments of,

Casimiro Barba,

Senator 4th Congressional District.

BIENNIAL REPORT

To, Mr.

OF

S. W. Dr. Bush,

ALFRED E. BENT

AUDITOR OF STATE

OF

COLORADO

H 511

C 62

1904/05

FROM DECEMBER 1, 1904, TO NOVEMBER 30, 1906
INCLUSIVE

RECEIVED

JUN 23 1994

COLORADO STATE LIBRARY
State Publications Library



Handwritten text at the top of the page, possibly a title or header, written in cursive.

Two lines of handwritten text in cursive, located in the upper middle section of the page.



BIENNIAL REPORT
OF THE
AUDITOR OF STATE
OF
COLORADO

DENVER, COLO., Dec. 5, 1906.

To His Excellency,
JESSE F. McDONALD,
Governor of Colorado.

Sir—I herewith submit you a review of the work of this Department during the past two years.

It has been my constant aim to exert every effort to improve the efficiency of the Department.

Upon assuming jurisdiction, more or less laxness was found to exist with reference to the specific contents of vouchers, and an evident lack of application of thorough business principles to the details of the office. Regulations calling for complete specific vouchers in all cases have been introduced, which have proven very beneficial to this and all other Executive Departments and State institutions.

A practice of requiring all institutions to disburse maintenance appropriations comparatively equally throughout the entire biennial period has been put into effect with most gratifying results.

Bills aggregating approximately \$2,300,000.00 passed by the Fifteenth General Assembly appropriating money from the General Revenue, Capitol Building and Internal Improvement Funds have been placed on the books. All of these appropriations have been paid in full.

Warrants issued against the revenue of 1905 amounting to \$960,000.00 have all been redeemed, and now there is a surplus in this fund of \$51,465.14 which will be transferred, as provided by law, for the payment of deficiency indebtedness. A conserva-

tive estimate is, that the surplus in the 1905 revenue will eventually be \$65,000.00.

Deficiency indebtedness and interest thereon aggregating \$25,502.18 has been paid during the past two years from the surplus revenues of 1901 and 1902. There still remains unpaid deficiency indebtedness to the amount of \$74,695.36.

I estimate that the surplus revenues of 1905 and 1906 will liquidate all of this indebtedness.

Ninety-eight claims aggregating \$547,020.00 have been filed by various persons as a result of the insurrection in Teller county.

Outstanding warrants against the revenues of 1887, 1888 and 1889 aggregating, with accrued interest, \$1,821,244.69. regarding which much has been said, still remain unprovided for. The various Investment Funds of the State hold five-eighths of these warrants. Our Constitution forbids the impairment of the School Fund. These warrants draw interest at the rate of six per cent. per annum, while a State bond should sell at par, drawing interest at the rate of three or three and a half per cent., therefore, it would seem to be a business proposition for the Legislature to authorize the submitting to a vote of the people at the next general election a constitutional amendment authorizing a bond issue to pay these warrants, which action would at the same time eliminate this stain of long standing upon Colorado's credit.

Scalp bounty certificates to the amount of thousands of dollars continue to be filed in this office, with no money to pay them. The Legislature should either repeal the present law or make some provision for the payment of these claims.

I would recommend the establishment of a permanent surplus fund to be used for the redemption of the outstanding warrants for the year 1891 and subsequent years wherein the warrant issue has been in excess of the revenue.

The Fifteenth General Assembly appropriated for the General Incidental Fund the sum of \$65,000.00. This is an amount considerably less than has heretofore been appropriated for this purpose, nevertheless the Auditing Board has economized to such a degree as to keep its expenditures within the sum mentioned, and you are well aware the Auditing Board has denied requisitions for actual necessities by the Departments, in order to prevent a shortage in this fund, therefore, I am sure you will agree with me that the Sixteenth General Assembly should be urged to appropriate the sum of \$75,000.00 for this fund.

I desire to call your attention to over \$700,000.00 of outstanding certificates of indebtedness, and would suggest that this fact be presented to the Legislature with a view to procuring suitable provision for the payment of the same.

Permit me to also remind you that there is no insurance whatever carried upon the Capitol building. I am informed that

the Board of Capitol Managers some years ago seriously considered the desirability of insuring the building, but, owing to the fact that the proposed rates for insurance seemed excessive, no action was taken.

I would recommend and urge that, providing satisfactory rates can be procured, steps should be taken to obtain a suitable amount of fire insurance on the building.

The office of the Auditor of State is a very responsible one, and the duties are excessive, and cover a broad scope, therefore, it would seem that the present salary of \$3,000.00 per annum is inadequate, and I would recommend a suitable increase.

The following fees have been collected by this office during the years 1905 and 1906:

Registering bonds.....	\$66.10
Certified copies.....	2.60
Total	\$68.70

INHERITANCE TAX.

Diligence has been exercised in the collection of the Inheritance Tax, with the result that during the past two years the sum of \$98,000.00 has been derived from this source as compared with \$11,921.20 during the previous biennial period. This is an equitable and popular tax, and the process of its collection should be thoroughly systematized.

Inheritance Tax laws are in effect in twenty-nine states in the Union, and as Colorado grows in age, the revenues from this source will rapidly increase. A recent decision of our Supreme Court modifies the terms of section 21 of the Revenue Act of 1902 in such a manner that the sum of \$10,000.00 is now exempt from each portion of an estate. This decision has resulted in the presentation of claims for refund by various persons who had paid the tax under the interpretation of the statute exempting \$10,000.00 from the entire estate.

The importance of this tax and the necessity of a thorough knowledge on the part of the person representing the State in its collection, prompts me to recommend and urge the creation of the position of Inheritance Tax Clerk to be attached to the office of Auditor of State, who should be thoroughly versed in Inheritance Tax laws, and whose duties should be confined exclusively to the supervision and collection of this tax.

I would also recommend the following amendments, viz:

First: Amending section 21 of the Revenue Act of 1902 so as to clearly exempt the sum of \$10,000.00 from the entire estate, instead of exempting \$10,000.00 from each portion of an estate.

Second: I would also recommend that section 30 of the Revenue Act of 1902 be so amended as to authorize the Auditor of

State to draw warrants upon the State Treasurer for the payment of any refund of erroneously paid inheritance tax in accordance with the provisions of said section.

Third: I would also recommend that section 39 of the Revenue Act of 1902 be so amended as to require county treasurers to turn in their collections of Inheritance Tax under the law with their regular monthly remittances, instead of being permitted to hold the same until the first day of May and October in each year.

COUNTY CLERKS AND ASSESSORS.

Section 87 of the Revenue Act of 1902 provides that at the hour of ten a. m., on the first Tuesday of August in each year, all the county assessors shall meet at the Capitol, etc. Owing to the fact that the date of this meeting is after all the assessors have completed their schedules and fixed their valuations, but little benefit is derived, therefore, I would recommend that section 87 of the Revenue Act of 1902 be amended, fixing the date of this meeting at the hour of ten a. m., on the first Tuesday in February in each year for the purpose of enabling the assessors of the State to arrive at uniform values on all classes of property assessed by them.

The provisions of section 63 of the Revenue Act of 1902 relative to the filing of annual statements with the Auditor of State by corporations doing business and owning property in two or more counties are not being generally complied with or enforced, due to the fact that the enforcement of the penalty for failure or refusal is vested in the Board of County Commissioners and should be amended to be made efficient.

I would also recommend that a penalty be exacted by law from county clerks who fail to file their semi-annual revenue statements with the office of Auditor of State within the time prescribed by law.

PUBLIC EXAMINER.

Very soon after assuming charge of this office, the urgent necessity of a State Bureau of Examination was on every hand apparent. The head of this bureau might be designated as State Examiner or Public Examiner, and should be a high-class accountant, and thoroughly competent and equipped to supervise this kind of work, and this position should be as far as possible, removed from politics.

There is expended by this State for all purposes, State, city, county and schools, thirteen million dollars per annum, which is nearly four per cent. of the entire State valuation for taxation purposes, therefore, the tax payers are entitled to the establishment of a Department which will result in raising the standard of public service in every capacity throughout the entire State, and, also, in developing a uniform system of accounting and a uniform annual system of public reports, that will, by compari-

son, quickly demonstrate the economies or the extravagances of public officials in similar positions throughout the State, and public expenditures of a similar nature throughout the State, then the weak official who might be tempted, would hesitate to misuse public funds, knowing that exposure is practically certain.

It seems almost incredible that the vast business of the State has been carried on so long without the establishment of a Department of this character.

Colorado has fifty-nine counties, four first-class cities, twenty second-class cities, two hundred and sixty-four incorporated towns and fifteen hundred and fifty-eight school boards. Laws bearing on this subject are now in effect in Ohio, New Mexico, Wyoming, Idaho and Maryland, and perhaps several other states. Some confine the work to examination of county treasurers and commissioners in addition to all State Executive Departments and all monied institutions, except national banks, but Ohio and Wyoming virtually include all offices in these States, and in Wyoming, the Public Examiner is also Bank Examiner. Ohio in three years saved \$600,000.00 directly in fees and taxes, and the Auditor of that State says that easily \$2,000,000.00 have been saved directly and indirectly by improved service and by enforcement of the revenue laws. Wyoming has enjoyed similar satisfactory results.

Governor Hagermann of New Mexico advises that the operation of the traveling Auditor law is very satisfactory to the tax payers.

An infinite amount of data and arguments could be presented in behalf of the establishment of this Department, but in view of the fact that the matter has been during the past year brought to the attention of a great number of the leading citizens of the State and the consensus of opinion seems unanimous in favor of a Public Examiner law, further elaboration would seem unnecessary, therefore, I would recommend that the next Legislature be urged to pass an efficient State Examiner law, the said Examiner to be appointed by the Governor, and to be a thorough and efficient accountant, and providing that uniform accounting be established not later than January 1, 1908, and providing for sufficient deputy examiners to put the law into effect and in perfect working order.

I would recommend that the proposed department have jurisdiction over all State Executive Departments and State institutions and such municipal and county officers as the wisdom of the Legislature may direct, and, also, all private and State banks, building and loan associations and bonding companies, and, in fact, all concerns of a similar character.

INSURANCE DEPARTMENT.

In view of the fact that over eighty thousand people in Colorado hold policies in life insurance companies, and as many more

are insured in fraternal orders, and to the further fact that nearly every house-owner in Colorado carries fire insurance, thereby causing the work of the Insurance Department to be of interest to approximately ninety per cent. of the entire population of the State, it is of the utmost importance that laws relative to insurance and regulating the Department should embody every possible element tending toward protecting the policyholders and furnishing efficient service.

Diligence and efficiency characterize the present management of this Department. Unusual effort has been exerted in the interest of the insured with a view to encourage legitimate insurance in all lines, and with a view to discouraging illegitimate and questionable methods.

Our present laws relative to insurance are very weak and inefficient, and in some cases ambiguous, in other cases contradictory, and in others lacking in suitable provisions for enforcement.

Our present laws designate the Auditor of State as ex-officio Superintendent of Insurance, and the Constitution prevents the Auditor of State from serving more than two years consecutively, therefore, the frequent changing in the head of this Department has not been conducive to efficiency. The head of this Department should have a broad and thorough knowledge of insurance.

As a result of the disclosures by the Armstrong Legislative Committee in New York State, and the subsequent enactments passed by the New York Legislature, a general re-adjustment of insurance conditions is now taking place throughout the country.

With a view of meeting these conditions, the National Association of Insurance Commissioners has for more than a year devoted much time and persistent work in formulating proposed uniform laws for the regulation of life insurance companies and in the interest of the public. It is of the utmost importance that the insurance laws of Colorado, which are decidedly ineffective, should be brought up to date and in accord with the uniform legislation recommended by the National Association of Insurance Commissioners and by the Colorado Insurance Department.

I would recommend that the Insurance Department of Colorado continue as a separate and distinct department, and be in charge of an Insurance Commissioner, who should have a broad and thorough knowledge of insurance and who should be appointed by the Governor; and the duties of the Insurance Commissioner should be clearly and specifically defined. He should be given sufficient latitude in the administration of the affairs of the Department to secure on behalf of the insuring public "insurance that insures."

The statutes should prohibit any salaried official or employe of the Department from charging a personal fee for any service rendered any individual or company not specified in the laws.

Laws should be passed preventing the practice of disreputable methods in procuring insurance and the Commissioner should be armed with full authority to enforce them, even to the extent of withdrawing a certificate of authority to do business.

Respectfully submitted,

ALFRED E. BENT,
Auditor of State.



STATEMENT

SHOWING

Estimated Floating Debt of State, November 30, 1906.

Estimated Expenditures for the Fiscal Years 1907 and 1908.

Estimated General Fund Income for the Fiscal Years 1907 and 1908.

STATEMENT

SHOWING ESTIMATED FLOATING DEBT OF STATE NOVEMBER 30, 1906.
LIABILITIES.

Outstanding interest bearing warrants, 1887 and prior.....	\$ 130,776.71
Outstanding interest bearing warrants, 1888.....	277,555.65
Outstanding interest bearing warrants, 1889.....	418,227.54
Outstanding interest bearing warrants, 1891.....	115.20
Outstanding interest bearing warrants, 1892.....	6,153.40
Outstanding interest bearing warrants, 1893.....	5,932.53
Outstanding interest bearing warrants, 1894.....	32,316.13
Outstanding interest bearing warrants, 1895.....	97.91
Outstanding interest bearing warrants, 1896.....	183.54
Outstanding interest bearing warrants, 1897.....	2,495.98
Outstanding interest bearing warrants, 1898.....	12.00
Outstanding interest bearing warrants, 1899.....	26.69
Outstanding interest bearing warrants, 1901.....	21.60
Outstanding interest bearing warrants, 1903.....	45.64
Outstanding interest bearing warrants, 1904.....	108.83
Outstanding interest bearing warrants, 1905.....	93,586.97
Outstanding interest bearing warrants, 1906.....	676,612.17
Outstanding interest bearing Capitol building warrants..	378,581.08
Outstanding interest bearing certificates of indebtedness.	770,787.41
Outstanding cash warrants.....	10,247.41
Estimated interest due on outstanding warrants.....	1,005,000.00
Estimated interest due on certificates of indebtedness.....	97,661.17
Gross floating debt.....	\$3,906,545.56
Bonded indebtedness, Capitol building.....	300,000.00
Bonded indebtedness, casual deficiency.....	100,000.00
Bonded indebtedness, Cripple Creek insurrection.....	70,500.00
Bonded indebtedness, Leadville riots.....	223,000.00

Gross floating and bonded debt of State.....	\$4,000,045.56
Less assets due the State.....	1,796,007.04
Total debt of State	\$2,804,038.52

STATEMENT

ASSETS.

Cash in Treasury, general revenue, 1887 and prior	\$ 136.82
Cash in Treasury, general revenue, 1888	659.99
Cash in Treasury, general revenue, 1889	1,192.77
Cash in Treasury, general revenue, 1890	229.92
Cash in Treasury, general revenue, 1891	79.07
Cash in Treasury, general revenue, 1892	523.77
Cash in Treasury, general revenue, 1893	220.98
Cash in Treasury, general revenue, 1894	182.18
Cash in Treasury, general revenue, 1895	609.57
Cash in Treasury, general revenue, 1896	1,994.42
Cash in Treasury, general revenue, 1897	136.12
Cash in Treasury, general revenue, 1898	3,818.09
Cash in Treasury, general revenue, 1899	4,862.51
Cash in Treasury, general revenue, 1900	2,672.11
Cash in Treasury, general revenue, 1901	619.66
Cash in Treasury, general revenue, 1902	3,800.08
Cash in Treasury, general revenue, 1903	40,802.57
Cash in Treasury, general revenue, 1904	32,543.14
Cash in Treasury, general revenue, 1905	145,051.11
Cash in Treasury, general revenue, 1906	158,334.59
Cash in Treasury, Capitol building	38,368.06
Cash in Treasury, Ute war debt	229.61
Cash in Treasury, cash warrants	10,247.41
Cash in Treasury, Capitol building bond sinking fund	300,064.31
Cash in Treasury, casual deficiency bond sinking fund	21,583.33
Cash in Treasury, insurrection bond sinking fund	16,279.20
Cash in Treasury, Spanish-American war fund	2,145.08
Total cash in Treasury for above funds...	\$ 787,386.47

Uncollected revenue as follows:

General revenue, 1904 and prior	\$ 229,380.08
General revenue, 1905	55,954.17
General revenue, 1906	682,802.16
Capitol building tax, 1905 and prior	116,377.48
Capitol building tax, 1906	178,122.24
Capitol building bond sinking	40,494.76
Casual deficiency bond sinking fund, 1905	2,101.50
Casual deficiency bond sinking fund, 1906	23,749.63
Insurrection bond sinking fund, 1905	1,486.82
Insurrection bond sinking fund, 1906	17,812.19
Total gross uncollected taxes	\$1,348,281.03

Deduct as follows:

80 per cent. revenue, 1904 and prior, uncollectible	\$ 183,504.06
* 5 per cent. revenue, 1905, uncollectible	30,558.73
* 5 per cent. revenue, 1906, uncollectible	34,140.11
50 per cent. Capitol building, 1905 and prior, uncollectible	58,188.74
* 5 per cent. Capitol building, 1906, uncollectible	8,906.11
50 per cent. Capitol building bond sinking tax, uncollectible	20,247.38
* 5 per cent. casual deficiency bond sinking tax, 1905, uncollectible	1,164.14
* 5 per cent. casual deficiency bond sinking tax, 1906, uncollectible	1,187.48
* 5 per cent. insurrection bonds sinking tax, 1905, uncollectible	873.10
* 5 per cent. insurrection bonds sinking tax, 1906, uncollectible	890.61
	<hr/>
	339,660.46

Total uncollected taxes due the State....	\$1,008,620.57
---	----------------

Total assets due State	\$1,796,007.04
------------------------------	----------------

* Per cent. based on total amount levied.

ESTIMATED EXPENDITURES

FOR THE YEARS 1907 AND 1908.

Governor's salary	\$ 10,000.00
Governor's private secretary.....	3,000.00
Clerk and stenographer.....	3,000.00
Contingent fund	5,000.00
Lieutenant Governor	2,000.00
Lieutenant Governor's contingent.....	1,000.00
Secretary of State.....	6,000.00
Deputy	5,000.00
Chief clerk	3,000.00
Bookkeeper	2,400.00
Index clerk	2,400.00
Chief brand clerk.....	3,000.00
Chief clerk, flat tax.....	3,000.00
Clerk, flat tax.....	2,400.00
Stenographers (2)	4,800.00
Clerical assistants	2,400.00
Commissioner of Printing.....	5,000.00
Deputy Labor Commissioner.....	3,600.00
Traveling expenses	1,000.00
Auditor of State.....	6,000.00
Deputy	5,000.00
Bookkeeper	3,600.00
Assistant bookkeeper	2,400.00
Voucher clerk	2,400.00
Stenographer and clerk.....	2,400.00
State Treasurer	12,000.00
Deputy	5,000.00
Bookkeeper	3,600.00
Registry clerk and stenographer.....	2,400.00
Liquor license clerk.....	3,000.00
Liquor License Inspectors (3).....	7,200.00
Traveling expenses	3,600.00
Superintendent Public Instruction.....	6,000.00
Assistant	3,000.00
Traveling expenses	1,000.00
Clerical assistance	1,500.00
Maintenance State Library.....	1,000.00
Carried forward	\$ 139,100.00

ESTIMATED EXPENDITURES

FOR THE YEARS 1907 AND 1908—Continued.

Brought forward	\$ 139,100.00
Stenographer	2,400.00
Assistant State Librarian.....	2,000.00
Attorney General	10,000.00
Deputy Attorney General.....	5,000.00
Assistant Attorney General.....	4,800.00
Stenographers (2)	4,800.00
Justices of Supreme Court (7).....	70,000.00
Clerk Supreme Court.....	7,000.00
First deputy clerk.....	6,000.00
Second deputy clerk.....	4,000.00
Librarian	3,000.00
Supreme Court reporter.....	6,000.00
Bailiffs (2)	4,800.00
Stenographers (7)	16,800.00
Board of Law Examiners.....	1,000.00
District judges (21)	168,000.00
District attorneys (13)	20,800.00
State Engineer	6,000.00
Deputies and assistants (2)	9,000.00
Division engineers (5)	15,000.00
Expenses	5,000.00
Draughtsman	2,400.00
Stenographer	2,400.00
Stream gauging, etc.	4,000.00
Inspector of Coal Mines.....	4,000.00
Deputy	3,000.00
Clerk	2,400.00
Traveling expense	2,000.00
Register Land Board.....	6,000.00
Deputy Register	3,600.00
Superintendent of Mines.....	4,000.00
Appraisers (3)	9,000.00
Timber Warden	3,000.00
Chief clerk	3,000.00
Collection clerk	2,400.00
Lease clerk	2,400.00
Carried forward	\$ 564,100.00

ESTIMATED EXPENDITURES

FOR THE YEARS 1907 AND 1908—Continued.

Brought forward	\$ 564,100.00
Record clerk	2,400.00
Indemnity clerk	2,400.00
Plat clerk	2,400.00
Stenographers (2)	4,800.00
Commissioner of Mines.....	5,000.00
Traveling expense	2,000.00
Stenographer	2,400.00
Mine Inspectors (3)	9,000.00
Traveling expense	6,000.00
Clerk and Assistant Curator.....	3,000.00
Boiler Inspector	5,000.00
Assistant Inspector	3,000.00
Traveling expense	2,000.00
Dairy Commissioner	2,400.00
Traveling expense	1,000.00
Deputy Dairy Commissioner.....	2,000.00
Secretary Board of Equalization.....	3,600.00
Secretary Board Charities and Corrections.....	3,000.00
Expense	1,000.00
Stenographer	2,400.00
Board of Health.....	10,000.00
Curator Historical and Natural History Society.....	3,000.00
Museum assistant	1,600.00
Expense	800.00
Secretary Board of Horticulture.....	2,000.00
Clerical assistants and members of board (5).....	3,000.00
Game and Fish Commissioner.....	3,600.00
Traveling expense	1,200.00
Stenographer	2,400.00
Game Wardens (5)	9,000.00
Traveling expense	3,000.00
Special Game Warden.....	2,400.00
Traveling expense	600.00
General Superintendent Fish Hatcheries.....	2,400.00
Traveling expense	800.00
Superintendents of Hatcheries (7)	13,200.00
Carried forward	<u>687,900.00</u>

\$ 687,900.00

ESTIMATED EXPENDITURES

FOR THE YEARS 1907 AND 1908—Concluded.

Brought forward	\$ 687,900.00
Maintenance of Hatcheries (7)	12,600.00
Gathering spawn and distribution of fry.....	2,600.00
Incidental and contingent expense for State government...	75,000.00
Sixteenth General Assembly, per diem and mileage, Senators and members.....	
Per diem of employes, printing and contingent expense.....	150,000.00
Dependent Children's Home.....	50,000.00
Industrial School for Boys.....	100,000.00
Industrial School for Girls.....	30,000.00
Insane Asylum	110,000.00
Penitentiary	200,000.00
Reformatory	90,000.00
Soldiers' and Sailors' Home.....	40,000.00
Traveling library	3,000.00
Bureau Child and Animal Protection.....	6,000.00
State Fair	12,000.00
Estimated interest on casual deficiency and insurrection bonds	15,800.00
Estimated interest on warrants to be issued in 1907 and 1908	40,000.00
Total	<u>\$1,624,900.00</u>

ESTIMATED GENERAL REVENUE FUND INCOME

FOR THE FISCAL YEARS 1907-1908.

Assessment of 1907	\$355,000,000.00	
Assessment of 1908	355,000,000.00	
Total		\$710,000,000.00
Tax of 1 11-12 mills on one dollar.....		1,360,833.26
Less 5 per cent. uncollectible.....		63,041.66
Total tax collectible.....		\$1,292,791.60
Fees and taxes Secretary of State, two years, estimated	\$340,000.00	
Fees and taxes Insurance Department, two years, estimated	320,000.00	
Fees and taxes State Treasurer, two years, estimated	120,000.00	
Interest on deposit, two years, estimated...	40,000.00	
Inheritance tax, two years, estimated	30,000.00	
Interest on delinquent taxes	10,000.00	
Receipts from all other sources, two years, estimated	20,000.00	
Total revenue other than tax, estimated		\$ 880,000.00
Total estimated income		\$2,172,791.60

EXHIBITS

Showing Transactions for Two Years Ending November 30, 1906.

TRANSCRIPT OF GENERAL LEDGER
ACCOUNTS.



GENERAL LEDGER ACCOUNTS.

AGRICULTURAL COLLEGE INVESTMENT FUND.

1904			
Dec.	1	To balance	\$ 85,809.49
		To warrants purchased for investment.....	210,925.79
		By warrants redeemed	\$ 197,406.24
		By balance ..	99,329.04
			\$ 296,735.28
			\$ 296,735.28

INTERNAL IMPROVEMENT INVESTMENT FUND.

1904			
Dec.	1	To balance	\$ 28,625.90
		By balance	\$ 28,625.90
			\$ 28,625.90
			\$ 28,625.90

INTERNAL IMPROVEMENT INCOME INVESTMENT FUND.

1904			
Dec.	1	To balance	\$ 33,871.30
		By warrant redeemed.....	\$ 33,584.83
		By balance	286.47
			\$ 33,871.30
			\$ 33,871.30

PUBLIC SCHOOL INVESTMENT FUND.

1904			
Dec.	1	To balance	\$1,321,035.61
		To warrants purchased for investment.....	1,679,378.13
		By Capitol building bonds redeemed.....	\$ 300,000.00
		By warrants redeemed.....	1,423,497.95
		By balance	1,276,915.79
			\$3,000,413.74
			\$3,000,413.74

UNIVERSITY INVESTMENT FUND.

1904			
Dec.	1	To balance	\$ 48,213.71
		To warrants purchased for investment.....	19,725.92
		By warrants redeemed.....	\$ 20,449.84
		By balance	47,489.79
			\$ 67,939.63
			\$ 67,939.63

GENERAL APPROPRIATION 1890 AND PRIOR FUND.

1904				
Dec. 1	To balance	\$	826,559.90	
	By balance			\$ 826,559.90
			<u>\$ 826,559.90</u>	<u>\$ 826,559.90</u>

GENERAL APPROPRIATION 1891 FUND.

1904				
Dec. 1	To balance	\$	215.20	
	By warrants redeemed.....			\$ 100.00
	By balance			115.20
			<u>\$ 215.20</u>	<u>\$ 215.20</u>

GENERAL APPROPRIATION 1892 FUND.

1904				
Dec. 1	To balance	\$	6,153.40	
	By balance			\$ 6,153.40
			<u>\$ 6,153.40</u>	<u>\$ 6,153.40</u>

GENERAL APPROPRIATION 1893 AND 1894 FUND.

1904				
Dec. 1	To balance	\$	38,583.03	
	By warrants redeemed.....			\$ 334.37
	By balance			38,248.66
			<u>\$ 38,583.03</u>	<u>\$ 38,583.03</u>

GENERAL APPROPRIATION 1895 AND 1896 FUND.

1904				
Dec. 1	To balance	\$	913.95	
	To additional appropriation.....		224.74	
	By transfer of unexpended balance.....			\$ 617.50
	By warrants redeemed.....			259.74
	By balance			261.45
			<u>\$ 1,133.69</u>	<u>\$ 1,133.69</u>

GENERAL APPROPRIATION 1897 AND 1898.

1904				
Dec. 1	To balance	\$	5,045.53	
	By transfer unexpended balance.....			\$ 23.31
	By warrants redeemed			2,341.80
	By balance			2,680.47
			<u>\$ 5,045.53</u>	<u>\$ 5,045.53</u>

GENERAL APPROPRIATION 1899 AND 1900.

1904

Dec. 1	To balance	\$	1,365.99	
	By transfer unexpended balance.....			\$ 162.14
	By warrants redeemed.....			1,046.34
	By balance			157.51
			<u>1,365.99</u>	<u>1,365.99</u>
		\$	1,365.99	\$ 1,365.99

GENERAL APPROPRIATION 1901 AND 1902 FUND.

1904

Dec. 1	To balance	\$	9,394.21	
	By warrants redeemed.....			\$ 9,372.61
	By balance			21.60
			<u>9,394.21</u>	<u>9,394.21</u>
		\$	9,394.21	\$ 9,394.21

GENERAL APPROPRIATION 1903 AND 1904 FUND.

1904			
Dec. 1	To balance	\$ 768,243.00	
	To re-credits	9,606.83	
	To appropriations	43,151.97	
	By warrants redeemed.....		\$ 670,631.08
	By transfer of unexpended balances as follows:		
	Bureau of Mines.....		7.93
	Board of Law Examiners.....		750.95
	Board of Charities and Corrections.....		334.17
	Board of Pardons.....		14.66
	Board of Arbitration.....		23.98
	Dairy Commissioner		57.67
	Election Contest		252.50
	Fish Hatcheries		1.36
	General incidental	7,851.70	
	Governor's contingent		4.52
	W. R. Owens' relief.....		25.31
	Horticultural Board		574.21
	Historical and Natural History Society.....		.71
	Indexing House and Senate journals.....		350.00
	Insane Asylum repairs.....		121.50
	Insane Asylum maintenance.....	73,250.18	
	Insane Asylum building.....		2,423.19
	Insane Asylum electric lighting.....		3,897.44
	Inauguration expense		197.25
	Legislative		1,415.05
	Legislative Printing Committee.....		400.00
	Legislative extra session.....		5,254.65
	Officers' expense		1,031.87
	Officers' salary		4,414.85
	Penitentiary appropriation		268.12
	House special		97.80
	Soldiers' and Sailors' Home.....		6,946.79
	Soldiers' and Sailors' Home improvement....		3,345.83
	Traveling library		1,220.81
	Industrial School		960.24
	Exposition Fund	28,551.97	
	Insane Asylum amusement hall.....		511.90
	Reformatory		5,366.43
	Bureau of Protection.....		.45
	State Fair		39.50
	Kansas-Colorado water case.....		1.32
	By balance		403.91
		<u>\$ 821,001.80</u>	<u>\$ 821,001.80</u>

GENERAL APPROPRIATION 1905 AND 1906 FUND.

1905			
Jan. 31	To appropriations	\$2,010,723.12	
	By warrants redeemed.....		\$1,178,457.09
	By balance		832,266.03
		<u>\$2,010,723.12</u>	<u>\$2,010,723.12</u>

SPECIAL APPROPRIATION FUND.

1904			
Dec. 1	To balance	\$ 456,847.68	
	To appropriations	132,678.14	
	By transfer unexp. balance Capitol maintenance		\$ 1,042.02
	By warrants redeemed.....		234,901.27
	By balance		383,582.53
		<u>\$ 619,525.82</u>	<u>\$ 619,525.82</u>

BIENNIAL REPORT

STATE TREASURER OR CASH.

1904			
Dec.	1	To balance	\$ 938,144.80
		To receipts County Treasurers (taxes).....	2,860,665.32
		To receipts Land Board	684,664.12
		To receipts investments warrants redeemed.....	1,674,938.86
		To receipts investment warrants interest.....	51,058.66
		To receipts interest on deposits.....	51,980.06
		To receipts Secretary Agricultural College	20,179.40
		To receipts United States Government.....	96,919.70
		To receipts Adjutant General	4,035.30
		To receipts Warden of Penitentiary	59,953.25
		To receipts Sec'y Board of Medical Examiners..	9,675.00
		To receipts Sec'y Board of Nurse Examiners....	6,070.00
		To receipts Clerk of Supreme Court.....	3,033.00
		To receipts Secretary of State (flat tax).....	96,357.07
		To receipts refunds	79.00
		To receipts Sec'y of State (brand department)...	6,310.34
		To receipts Sec'y of Board of Capitol Managers..	54.50
		To receipts Auditor of State (registering bonds)	131.30
		To receipts Secretary Board of Equalization.....	14.00
		To receipts Governor	100.00
		To receipts Clerk of District Court Prowers Co..	288.00
		To receipts Steward of Insane Asylum	1,132.91
		To receipts Warden of Reformatory	6,672.57
		To receipts bonds redeemed	300,000.00
		To receipts miscellaneous	33.40
		To receipts Insurance Department	366,637.22
		To receipts Boiler Inspector	11,055.00
		To receipts Secretary Girls Industrial School....	27,479.16
		To receipts Supt. Industrial School	13,708.93
		To receipts Auditor of State (flat tax).....	413.40
		To receipts State Treasurer	151,408.81
		To receipts Secretary of State.....	249,436.78
		To receipts Fish and Game Commissioner.....	32,160.00
		To receipts State Engineer	4,884.89
		To receipts Supt. Public Instruction	6,341.06
		To receipts inheritance tax	97,292.80
		To receipts interest on delinquent taxes.....	29,149.29
		By cash warrants paid.....	\$2,039,114.80
		By capitol building warrants redeemed and interest	304,680.96
		By interest on Capitol building bonds paid....	34,500.00
		By insurance department warrants paid.....	33,573.11
		By warrants purchased for investment.....	1,910,029.84
		By interest on casual deficiency bonds paid...	8,000.00
		By interest on insurrection bonds paid.....	23,480.00
		By premiums on assessors' bonds paid.....	2,781.50
		By 1891, 1893, 1894, 1895, 1896, 1897, 1898, 1899, 1900, warrants redeemed and interest	2,204,934.16
		By cash on hand in treasury.....	1,361,423.53
			<hr/>
			\$7,922,517.90
			\$7,922,517.90

UTE WAR DEBT FUND SUSPENSE.

1904				
Dec. 1	To balance.....	\$	1,356.20	
	By balance			\$ 1,356.20
		\$	1,356.20	\$ 1,356.20

OUTSTANDING UTE WAR DEBT WARRANTS FUND.

1904				
Dec. 1	To balance	\$	1,356.20	
	By balance			\$ 1,356.20
		\$	1,356.20	\$ 1,356.20

UTE WAR DEBT FUND.

1904				
Dec. 1	By balance	\$	1,356.20	
	To balance	\$	1,356.20	
		\$	1,356.20	\$ 1,356.20

AGRICULTURAL INSTRUCTION FUND.

1905				
Sept. 30	By appropriation	\$	8,000.00	
	To warrants	\$	8,000.00	
		\$	8,000.00	\$ 8,000.00

ANIMAL INDUSTRY.

1905				
Sept. 30	By appropriation	\$	10,000.00	
	To warrants	\$	10,000.00	
		\$	10,000.00	\$ 10,000.00

ASSESSORS' FUND.

1906				
Nov. 30	By statutory appropriation.....	\$	7,583.80	
	To warrants	\$	7,583.80	
		\$	7,583.80	\$ 7,583.80

HIRAM P. BENNET FUND.

1905				
Apr. 14	By appropriation	\$	4,153.88	
	To warrants	\$	4,153.88	
		\$	4,153.88	\$ 4,153.88

BUREAU OF MINES.

1904				
Dec. 1	By balance	\$	7.93	
	By appropriation			\$ 27,400.00
	To transfer unexpended balance.....	\$	7.93	
	To warrants		26,848.86	
	To balance		551.14	
		\$	27,407.93	\$ 27,407.93

BEECHER ISLAND MONUMENT FUND.

1905				
Oct. 20	By appropriation		\$	2,500.00
	To warrants	\$	2,500.00	
		\$	2,500.00	\$ 2,500.00

BOARD OF LAW EXAMINERS' FUND.

1904				
Dec. 1	By balance		\$	759.95
	By appropriation			1,200.00
	To transfer unexpended balance.....	\$	750.95	
	To warrants		1,200.00	
		\$	1,950.95	\$ 1,950.95

BOARD OF HEALTH EMERGENCY FUND.

1905				
Sept. 20	By executive orders....		\$	1,500.00
	To warrants	\$	1,483.30	
	To balance		16.70	
		\$	1,500.00	\$ 1,500.00

BOARD OF HEALTH FUND.

1905				
Apr. 14	By appropriation		\$	10,000.00
	To warrants	\$	9,968.95	
	To balance		31.05	
		\$	10,000.00	\$ 10,000.00

BOARD OF CHARITIES AND CORRECTIONS FUND.

1904				
Dec. 1	By balance		\$	334.17
	By appropriation			6,400.00
	By balance			29.30
	To transfer unexpended balance.....	\$	334.17	
	To warrants		6,429.30	
		\$	6,763.47	\$ 6,763.47

BOARD OF PARDONS FUND.

1904				
Dec. 1	By balance		\$	14.66
	To transfer unexpended balance.....	\$	14.66	
		\$	14.66	\$ 14.66

BOARD OF ARBITRATION FUND.

1904

Dec. 1	By balance	\$	23.98	
	By appropriations		4,400.00	
	To transfer unexpended balance.....	\$	23.98	
	To warrants		4,274.29	
	To balance		125.71	
		\$	4,423.98	\$ 4,423.98

BUREAU OF PROTECTION FUND.

1904

Dec. 1	By balance	\$	1,750.45	
	By appropriation		6,000.00	
	To transfer unexpended balance.....	\$.45	
	To warrants		6,000.00	
	To balance		1,750.00	
		\$	7,750.45	\$ 7,750.45

JAMES S. BUSH RELIEF FUND.

1905

May 20	By appropriation	\$	113.00	
	To warrants	\$	113.00	
		\$	113.00	\$ 113.00

W. N. BURDETT RELIEF FUND.

1905

June 20	By appropriation	\$	1,319.00	
	To warrants	\$	1,319.00	
		\$	1,319.00	\$ 1,319.00

CAPITOL BUILDING APPROPRIATION FUND.

1904

Dec. 1	By balance	\$	9,113.85	
	By appropriation		50,678.14	
	To warrants	\$	50,250.17	
	To transfer from maintenance fund		4,540.37	
	To balance		5,001.45	
		\$	59,791.99	\$ 59,791.99

CAPITOL BUILDING FURNISHING FUND.

1904

Dec. 1	By balance	\$	85.08	
	By appropriation		5,000.00	
	To warrants	\$	5,085.08	
		\$	5,085.08	\$ 5,085.08

CAPITOL BUILDING MAINTENANCE FUND.

1904			
Dec. 1	By balance	\$	1,042.02
	By appropriation		77,000.00
	By transfer from appropriation fund		4,540.37
	To transfer unexpended balance	\$	1,042.02
	To warrants		81,540.37
		\$	82,582.39
		\$	82,582.39

CONSTITUTIONAL AMENDMENTS FUND.

1905			
Jan. 31	By appropriation	\$	8,096.16
	To warrants	\$	8,096.16
		\$	8,096.16
		\$	8,096.16

CORNFORTH SPECIAL FUND.

1905			
Jan. 31	By appropriation	\$	750.00
	To warrants	\$	750.00
		\$	750.00
		\$	750.00

DAIRY COMMISSIONERS' EXPENSE FUND.

1904			
Dec. 1	By balance	\$	57.67
	By appropriation		4,566.66
	To transfer unexpected balance	\$	57.67
	To warrants		4,566.60
	To balance06
		\$	4,624.33
		\$	4,624.33

DAIRY COMMISSIONERS' EXPENSE FUND.

1906			
Nov. 30	By statutory appropriation	\$	759.95
	To warrants	\$	759.95
		\$	759.95
		\$	759.95

DEPENDENT CHILDREN'S HOME BUILDING FUND.

1905			
Apr. 14	By appropriation	\$	40,000.00
	To warrants	\$	40,000.00
		\$	40,000.00
		\$	40,000.00

DEPENDENT CHILDREN'S HOME BUILDING FUND.

1905			
May 20	By appropriation	\$	10,000.00
	To warrants	\$	10,000.00
		\$	10,000.00
		\$	10,000.00

DURANGO HATCHERY BUILDING FUND.

1906			
June 20	By appropriation		\$ 1,500.00
	To warrants	\$ 1,213.33	
	To balance	286.67	
		<hr/>	<hr/>
		\$ 1,500.00	\$ 1,500.00

ELECTION CONTEST FUND.

1904			
Dec. 1	By balance		\$ 252.50
	To transfer unexpended balance	\$ 252.50	
		<hr/>	<hr/>
		\$ 252.50	\$ 252.50

EXPOSITION FUND.

1905			
Jan. 19	By appropriation		\$ 31,151.97
	By re-credit		1,293.24
	To transfer unexpended balance	\$ 28,551.97	
	To warrants	3,893.24	
		<hr/>	<hr/>
		\$ 32,445.21	\$ 32,445.21

EXAMINERS' FUND.

1906			
Nov. 30	By statutory appropriation		\$ 1,575.00
	To warrants	\$ 1,575.00	
		<hr/>	<hr/>
		\$ 1,575.00	\$ 1,575.00

FISH HATCHERIES FUND.

1904			
Dec. 1	By balance		\$ 1.36
	By appropriation		10,800.00
	To warrants	\$ 7,155.83	
	To transfer unexpended balance	1.36	
	To balance	3,644.17	
		<hr/>	<hr/>
		\$ 10,801.36	\$ 10,801.36

FISH AND GAME FUND.

1905			
Jan. 31	By appropriation		\$ 39,400.00
	To warrants	\$ 36,431.85	
	To balance	2,968.15	
		<hr/>	<hr/>
		\$ 39,400.00	\$ 39,400.00

GRAND ARMY ENCAMPMENT FUND.

1905				
May 31	By appropriation		\$	25,000.00
	To warrants	\$	25,000.00	
			\$	25,000.00
			\$	25,000.00

FARMERS' INSTITUTE FUND.

1905				
Sept. 30	By appropriation		\$	8,000.00
	To warrants	\$	8,000.00	
			\$	8,000.00
			\$	8,000.00

W. L. GILBERT RELIEF FUND.

1904				
Dec. 1	By balance		\$	16.50
	To transfer unexpended balance	\$	16.50	
			\$	16.50
			\$	16.50

GENERAL INCIDENTAL FUND.

1904				
Dec. 1	By balance		\$	7,851.70
	By appropriation			65,000.00
	By transfer of Public School Income Fund.....			876.55
	By transfer of Officers' Expense Fund			1,000.00
	By transfer of Officers' Salary Fund			200.00
	To transfer unexpended balance	\$	7,851.70	
	To warrants		67,065.92	
	To balance		10.63	
			\$	74,928.25
			\$	74,928.25

GENERAL INCIDENTAL FUND 1903 AND 1904.

1905				
Jan. 31	By re-credit		\$	7,851.70
	To warrants	\$	7,851.70	
			\$	7,851.70
			\$	7,851.70

GRAND COUNTY HATCHERY FUND.

1906				
Feb. 28	By appropriation		\$	4,800.00
	To warrants	\$	2,842.05	
	To balance		1,957.95	
			\$	4,800.00
			\$	4,800.00

GOVERNOR'S CONTINGENT FUND.

1904

Dec. 1	By balance	\$	4.52	
	By appropriation			5,000.00
	To transfer unexpended balance.....	\$	4.52	
	To warrants		5,000.00	
		\$	5,004.52	\$ 5,004.52

GLENWOOD HATCHERY APPROPRIATION FUND.

1906

Jan. 20	By appropriation	\$	4,800.00	
	To warrants	\$	2,969.63	
	To balance		1,830.37	
		\$	4,800.00	\$ 4,800.00

HENRY L. ACKER RELIEF FUND.

1904

Dec. 1	By balance	\$	617.50	
	To transfer unexpended balance.....	\$	617.50	
		\$	617.50	\$ 617.50

HORTICULTURAL BOARD FUND.

1904

Dec. 1	By balance	\$	574.21	
	By appropriation			5,000.00
	To transfer unexpended balance.....	\$	574.21	
	To warrants		4,996.97	
	To balance		3.03	
		\$	5,574.21	\$ 5,574.21

HISTORICAL AND NATURAL HISTORY SOCIETY FUND.

1904

Dec. 1	By balance	\$.71	
	By appropriation			5,400.00
	To transfer unexpended balance.....	\$.71	
	To warrants		5,391.89	
	To balance		8.11	
		\$	5,400.71	\$ 5,400.71

HISTORICAL AND NATURAL HISTORY SPECIAL FUND.

1905

Oct. 20	By appropriation	\$	6,009.00	
	To warrants	\$	6,000.00	
		\$	6,000.00	\$ 6,000.00

HOUSE SPECIAL FUND.

1904		
Dec. 1	By balance	\$ 97.80
	To transfer unexpended balance	\$ 97.80
		<u>\$ 97.80</u> <u>\$ 97.80</u>

INDEXING AND COMPILING HOUSE AND SENATE JOURNALS FUND.

1904		
Dec. 1	By balance	\$ 350.00
	By appropriation	2,000.00
	To transfer unexpended balance.....	\$ 350.00
	To warrants	2,000.00
		<u>\$ 2,350.00</u> <u>\$ 2,350.00</u>

INSANE ASYLUM REPAIRS FUND.

1904		
Dec. 1	By balance	\$ 121.50
	To transfer unexpended balance.....	\$ 121.50
		<u>\$ 121.50</u> <u>\$ 121.50</u>

INSANE ASYLUM MAINTENANCE FUND.

1904		
Dec. 1	By balance	\$ 73,250.18
	By appropriations	110,000.00
	To transfer unexpended balance.....	\$ 73,250.18
	To warrants	109,977.02
	To balance	22.97
		<u>\$ 183,250.18</u> <u>\$ 183,250.18</u>

INSANE ASYLUM AMUSEMENT HALL FUND.

1905		
Mar. 10	By appropriation	\$ 12,000.00
	To transfer to Insane Asylum Building Fund....	\$ 11,488.10
	To transfer unexpended balance.....	511.90
		<u>\$ 12,000.00</u> <u>\$ 12,000.00</u>

INSANE ASYLUM BUILDING FUND.

1904		
Dec. 1	By balance	\$ 2,423.19
	By transfer from Amusement Hall Fund.....	11,488.10
	To transfer unexpended balance.....	\$ 2,423.19
	To warrants	11,488.10
		<u>\$ 13,911.29</u> <u>\$ 13,911.29</u>

INSANE ASYLUM ELECTRIC LIGHTING FUND.

1904

Dec. 1	By balance	\$	3,897.44	
	By re-credit		332.91	
	To transfer unexpended balance.....	\$	3,897.44	
	To warrants		332.91	
		\$	3,230.35	\$ 3,230.35

INDUSTRIAL SCHOOL FUND.

1905

Jan. 10	By refund	\$	960.24	
	By appropriation		112,000.00	
	To transfer	\$	960.24	
	To warrants		112,000.00	
		\$	112,960.24	\$ 112,960.24

INDUSTRIAL SCHOOL GIRLS' IMPROVEMENT FUND.

1906

July 21	By appropriation	\$	10,000.00	
	To warrants	\$	10,000.00	
		\$	10,000.00	\$ 10,000.00

INDUSTRIAL SCHOOL DEFICIENCY FUND.

1904

Dec. 1	By balance	\$	23.31	
	To transfer unexpended balance.....	\$	23.31	
		\$	23.31	\$ 23.31

INDUSTRIAL SCHOOL GIRLS' ELECTRIC LIGHTING FUND.

1906

Aug. 10	By appropriation	\$	6,500.00	
	To warrants	\$	6,406.87	
	To balance		93.13	
		\$	6,500.00	\$ 6,500.00

INDUSTRIAL SCHOOL GIRLS' FUND.

1905

Apr. 30	By appropriation	\$	7,500.00	
	To warrants	\$	7,497.87	
	To balance		2.13	
		\$	7,500.00	\$ 7,500.00

INDUSTRIAL SCHOOL GIRLS' BUILDING FUND.

1904				
Dec. 1	By balance		\$	717.06
	To warrants	\$	685.81	
	To balance		31.25	
			<u>717.06</u>	<u>717.06</u>

KANSAS-COLORADO WATER CASE FUND.

1904				
Dec. 1	By balance		\$	3,436.19
	To warrants	\$	3,434.87	
	To transfer unexpended balance.....		1.32	
			<u>3,436.19</u>	<u>3,436.19</u>

INAUGURATION EXPENSE FUND.

1904				
Dec. 1	By balance		\$	197.25
	By appropriation			300.00
	To transfer unexpended balance.....	\$	197.25	
	To warrants		229.50	
	To balance		70.50	
			<u>497.25</u>	<u>497.25</u>

LEGISLATIVE FUND.

1904				
Dec. 1	By balance		\$	1,415.05
	By appropriation			110,000.00
	To transfer unexpended balance.....	\$	1,415.05	
	To warrants		109,555.38	
	To balance		444.62	
			<u>111,415.05</u>	<u>111,415.05</u>

LEGISLATIVE EXPENSE.

1905				
Apr. 14	By appropriation		\$	13,000.00
	To warrants	\$	12,573.60	
	To balance		426.40	
			<u>13,000.00</u>	<u>13,000.00</u>

LEGISLATIVE PRINTING COMMITTEE FUND.

1904				
Dec. 1	By balance		\$	400.00
	To transfer unexpended balance.....	\$	400.00	
			<u>400.00</u>	<u>400.00</u>

LIEUTENANT GOVERNOR'S CONTINGENT FUND.

1905

Jan. 31	By appropriation	\$ 1,000.00	
	To warrants	\$ 1,000.00	
			<hr/>
		\$ 1,000.00	\$ 1,000.00

LEGISLATIVE EXTRA SESSION FUND.

1904

Dec. 1	By balance	\$ 5,254.65	
	To transfer unexpended balance.....	\$ 5,254.65	
			<hr/>
		\$ 5,254.65	\$ 5,254.65

L. S. JONES RELIEF FUND.

1904

Dec. 1	By balance	\$ 145.64	
	To transfer unexpended balance.....	\$ 145.64	
			<hr/>
		\$ 145.64	\$ 145.64

KANSAS-COLORADO WATER CASE, 1905-1906.

1905

Jan. 31	By appropriation	\$ 37,000.00	
	To warrants	\$ 33,337.04	
	To balance	3,662.96	
			<hr/>
		\$ 37,000.00	\$ 37,000.00

NORMAL SCHOOL APPROPRIATION.

1905

Dec. 11	By appropriation	\$ 20,000.00	
	To warrants	\$ 20,000.00	
			<hr/>
		\$ 20,000.00	\$ 20,000.00

LEGISLATIVE CONTEST.

1905

Apr. 14	By appropriation	\$ 90,525.44	
	To warrants	\$ 90,525.44	
			<hr/>
		\$ 90,525.44	\$ 90,525.44

LEWIS & CLARK EXPOSITION.

1905

May 10	By appropriation	\$ 15,000.00	
	To warrants	\$ 15,000.00	
			<hr/>
		\$ 15,000.00	\$ 15,000.00

LIBRARY COMMISSIONERS' FUND.

1905				
Nov. 10	By appropriation		\$	500.00
	To warrants	\$	377.25	
	To balance		122.75	
			<u>500.00</u>	<u>500.00</u>

OUTSTANDING WARRANTS 1887 AND PRIOR.

1904				
Dec. 1	By balance		\$	130,776.71
	To balance	\$	130,776.71	
			<u>130,776.71</u>	<u>130,776.71</u>

OUTSTANDING WARRANTS, 1888.

1904				
Dec. 1	By balance		\$	277,555.65
	To balance	\$	277,555.65	
			<u>277,555.65</u>	<u>277,555.65</u>

OUTSTANDING WARRANTS, 1889.

1904				
Dec. 1	By balance		\$	418,227.54
	To balance	\$	418,227.54	
			<u>418,227.54</u>	<u>418,227.54</u>

OUTSTANDING WARRANTS, 1891.

1904				
Dec. 1	By balance		\$	215.20
	To warrants redeemed.....	\$	100.00	
	To balance		115.20	
			<u>215.20</u>	<u>215.20</u>

OUTSTANDING WARRANTS, 1892.

1904				
Dec. 1	By balance		\$	6,153.40
	To balance	\$	6,153.40	
			<u>6,153.40</u>	<u>6,153.40</u>

OUTSTANDING WARRANTS, 1893.

1904				
Dec. 1	By balance		\$	5,933.53
	To warrants redeemed.....	\$	1.00	
	To balance		5,932.53	
			<u>5,933.53</u>	<u>5,933.53</u>

OUTSTANDING WARRANTS, 1894.

1904				
Dec. 1	By balance		\$	33,649.50
	To warrants redeemed.....	\$	333.37	
	To balance		32,316.13	
		\$	33,649.50	\$ 33,649.50

OUTSTANDING WARRANTS, 1895.

1904				
Dec. 1	By balance		\$	123.91
	To warrants redeemed	\$	26.00	
	To balance		97.91	
		\$	123.91	\$ 123.91

OUTSTANDING WARRANTS, 1896.

1904				
Dec. 1	By balance		\$	192.54
	By warrants issued.....			224.74
	To warrants redeemed.....	\$	233.74	
	To balance		183.54	
		\$	417.28	\$ 417.28

OUTSTANDING WARRANTS 1897.

1904				
Dec. 1	By balance		\$	2,987.72
	To warrants redeemed	\$	491.74	
	To balance		2,495.98	
		\$	2,987.72	\$ 2,987.72

OUTSTANDING WARRANTS 1898.

1904				
Dec. 1	By balance		\$	1,862.06
	To warrants redeemed	\$	1,850.06	
	To balance		12.00	
		\$	1,862.06	\$ 1,862.06

OUTSTANDING WARRANTS 1899.

1904				
Dec. 1	By balance		\$	862.99
	To warrants redeemed	\$	836.30	
	To balance		26.69	
		\$	862.99	\$ 862.99

OUTSTANDING WARRANTS 1900.

1904				
Dec. 1	By balance		\$	210.04
	To warrants redeemed	\$	210.04	
		\$	210.04	\$ 210.04

		OUTSTANDING WARRANTS 1901.	
1904			
Dec. 1	By balance		\$ 21.60
	To balance	\$ 21.60	
		\$ 21.60	\$ 21.60
OUTSTANDING WARRANTS 1902.			
1904			
Dec. 1	By balance		\$ 90.10
	By warrants issued		6,226.52
	To warrants redeemed	\$ 6,316.62	
		\$ 6,316.62	\$ 6,316.62
OUTSTANDING WARRANTS 1903.			
1904			
Dec. 1	By balance		\$ 12,928.17
	By warrants issued		38,939.53
	To warrants redeemed	\$ 51,822.06	
	To balance		45.64
		\$ 51,867.70	\$ 51,867.70
OUTSTANDING WARRANTS 1904.			
1904			
Dec. 1	By balance		\$ 621,186.70
	By warrants issued		1,878.98
	To warrants redeemed	\$ 622,956.85	
	To balance		108.83
		\$ 623,065.68	\$ 623,065.68
OUTSTANDING WARRANTS 1905.			
1904			
Dec. 20	By warrants issued		\$ 955,125.57
	To warrants redeemed	\$ 861,538.60	
	To balance		93,586.97
		\$ 955,125.57	\$ 955,125.57
OUTSTANDING WARRANTS 1906.			
1905			
Feb. 11	By warrants issued		\$ 993,605.06
	To warrants redeemed	\$ 316,992.89	
	To balance		676,612.17
		\$ 993,605.06	\$ 993,605.06

OUTSTANDING CAPITOL BUILDING WARRANTS.

1904

Dec. 1	By balance		\$ 476,606.73
	By warrants issued		136,875.62
	To warrants redeemed	\$ 234,901.27	
	To balance	378,581.08	
		<u>\$ 613,482.35</u>	<u>\$ 613,482.35</u>

OUTSTANDING CASH WARRANTS.

1904

Dec. 1	By balance		\$ 15,311.50
	By warrants issued		\$2,034,048.76
	To warrants paid	\$2,039,112.85	
	To balance	10,247.41	
		<u>\$2,049,360.26</u>	<u>\$2,049,360.26</u>

MEMORIAL MONUMENT.

1905

Dec. 31	By appropriation		\$ 15,000.00
	To warrants	\$ 1,900.15	
	To balance	13,099.85	
		<u>\$ 15,000.00</u>	<u>\$ 15,000.00</u>

MUTE AND BLIND APPROPRIATION.

1905

Dec. 20	By appropriation		\$ 40,000.00
	To warrants	\$ 40,000.00	
		<u>\$ 40,000.00</u>	<u>\$ 40,000.00</u>

DUPLICATE OUTSTANDING UTE WAR DEPARTMENT WARRANTS.

1904

Dec. 1	By balance		\$ 1,356.20
	To balance	1,356.20	
	To balance	\$ 1,356.20	\$ 1,356.20

OVELMAN, McHUGH RELIEF FUND.

1905

May 31	By appropriation		\$ 126.50
	To warrants	\$ 126.50	
		<u>\$ 126.50</u>	<u>\$ 126.50</u>

OFFICERS' SALARY, 1906.

1905

Jan. 10	By recredit		\$ 224.74
	To warrants	\$ 224.74	
		<u>\$ 224.74</u>	<u>\$ 224.74</u>

OFFICERS' EXPENSE.

1904			
Dec. 1	By balance		\$ 1,031.87
	By appropriations		27,300.01
	To transfer unexpended balance.....	\$ 1,031.87	
	To transfer account general incidental.....	1,000.00	
	To warrants	23,894.01	
	To balance	2,406.00	
		\$ 28,331.88	\$ 28,331.88

OFFICERS' SALARY, 1903 AND 1904.

1904			
Dec. 1	By balance		\$ 4,414.85
	By re-credit		128.98
	To transfer unexpended balance.....	\$ 4,414.85	
	To warrants	128.98	
		\$ 4,543.83	\$ 4,543.83

OFFICERS' SALARY, 1905 AND 1906.

1905			
Jan. 31	By appropriations		\$ 584,084.57
	To transfer account general incidental	\$ 200.00	
	To warrants	574,336.56	
	To balance	9,548.01	
		\$ 584,084.57	\$ 584,084.57

HENRY V. PALMER RELIEF.

1905			
June 10	By appropriation		\$ 5,000.00
	To warrants	\$ 5,000.00	
		\$ 5,000.00	\$ 5,000.00

PENITENTIARY APPROPRIATION.

1904			
Dec. 1	By balance		\$ 268.12
	By appropriation		200,000.00
	To transfer unexpended balance	\$ 268.12	
	To warrants	200,000.00	
		\$ 200,268.12	\$ 200,268.12

PENITENTIARY IMPROVEMENT FUND.

1905			
May 20	By appropriation		\$ 30,000.00
	To warrants	\$ 30,000.00	
		\$ 30,000.00	\$ 30,000.00

PLANT INDUSTRY FUND.

1905				
Sept. 30	By appropriation		\$	3,000.00
	To warrants	\$	3,000.00	
		\$	3,000.00	\$ 3,000.00

REFORMATORY FUND.

1904				
Dec. 1	By balance		\$	8,526.89
	By appropriation			85,000.00
	By refund			131.60
	To warrants	\$	88,283.56	
	To transfer unexpended balance.....		5,366.43	
	To balance		8.50	
		\$	93,658.49	\$ 93,658.49

REFORMATORY BUILDING FUND, 1905 AND 1906.

1906				
Sept. 21	By appropriation		\$	20,000.00
	To warrants	\$	1,008.70	
	To balance		18,991.30	
		\$	20,000.00	\$ 20,000.00

REFORMATORY BUILDING FUND, 1901 AND 1902.

1904				
Dec. 1	By balance		\$	6,226.52
	To warrants	\$	6,226.52	
		\$	6,226.52	\$ 6,226.52

REFORMATORY IMPROVEMENT FUND.

1904				
Dec. 1	By balance		\$	7,607.09
	To warrants	\$	7,607.09	
		\$	7,607.09	\$ 7,607.09

ROOT CROPS.

1905				
Sept. 30	By appropriation		\$	1,000.00
	To warrants	\$	1,000.00	
		\$	1,000.00	\$ 1,000.00

SENATE CONTEST EXPENSE.

1905				
Apr. 14	By appropriation		\$	617.60
	To warrants	\$	617.60	
		\$	617.60	\$ 617.60

SANITARY BOARD CERTIFICATES.

1904				
Dec. 1	By balance		\$	718.50
	To warrants	\$	217.00	
	To balance		501.50	
		\$	718.50	\$ 718.50

STATE FAIR FUND.

1904				
Dec. 1	By balance		\$	176.25
	By appropriation			12,025.00
	To transfer unexpended balance	\$	39.50	
	To warrants		12,154.35	
	To balance		7.40	
		\$	12,201.25	\$ 12,201.25

STATE LIBRARY MAINTENANCE.

1905				
Jan. 31	By appropriation		\$	1,000.00
	To warrants	\$	1,000.00	
		\$	1,000.00	\$ 1,000.00

SOLDIERS' AND SAILORS' HOME IMPROVEMENT.

1905				
Sept. 20	By appropriation		\$	20,000.00
	To warrants	\$	20,000.00	
		\$	20,000.00	\$ 20,000.00

SCHOOL OF MINES APPROPRIATION.

1905				
Sept. 20	By appropriation		\$	30,000.00
	To warrants	\$	30,000.00	
		\$	30,000.00	\$ 30,000.00

SOLDIERS' AND SAILORS' HOME.

1904				
Dec. 1	By balance		\$	6,946.79
	By appropriation			60,000.00
	To transfer unexpended balance	\$	6,946.79	
	To warrants		59,994.24	
	To balance		5.76	
		\$	66,946.79	\$ 66,946.79

SOLDIERS' AND SAILORS' HOME IMPROVEMENT.

1904				
Dec. 1	By balance		\$	3,345.83
	To transfer unexpended balance	\$	3,345.83	
		\$	3,345.83	\$ 3,345.83

SPECIAL COUNSEL.

1905

Jan. 31	By appropriation		\$	250.00	
	To warrants	\$	250.00		
			<u>250.00</u>		\$ 250.00

L. R. SCOTT FUND.

1905

Jan. 31	By appropriation		\$	50.00	
	To warrants	\$	50.00		
			<u>50.00</u>		\$ 50.00

C. S. SPRAGUE FUND.

1905

Jan. 31	By appropriation		\$	50.00	
	To warrants	\$	50.00		
			<u>50.00</u>		\$ 50.00

TRAVELING LIBRARY FUND.

1904

Dec. 1	By balance		\$	1,220.81	
	By appropriation				3,000.00
	To transfer unexpended balance.....	\$	1,220.81		
	To warrants		2,999.83		
	To balance17		
			<u>4,220.81</u>		\$ 4,220.81

W. R. OWEN RELIEF.

1904

Dec. 1	By balance		\$	25.31	
	To transfer unexpended balance	\$	25.31		
			<u>25.31</u>		\$ 25.31

AGRICULTURAL COLLEGE FUND.

1904

Dec. 1	By balance		\$	3,036.68	
	By receipts from levy.....				138,822.22
	To warrants	\$	130,351.73		
	To balance		11,507.17		
			<u>141,858.90</u>		\$ 141,858.90

AGRICULTURAL COLLEGE LAND PERMANENT FUND.

1904

Dec. 1	By balance		\$	112,166.36	
	By receipts Land Board.....				33,764.26
	To transfer to income fund.....	\$	15,075.00		
	To balance		130,855.62		
			<u>145,930.62</u>		\$ 145,930.62

AGRICULTURAL COLLEGE LAND INCOME FUND.

1904			
Dec. 1	By balance	\$	470.93
	By transfer from permanent fund.....		15,075.00
	By receipts Land Board.....		26,307.58
	By receipts interest on warrants.....		8,104.73
	To warrants	\$	49,600.19
	To balance		358.05
		\$	49,958.24
		\$	49,958.24

AGRICULTURAL COLLEGE SPECIAL FUND.

1904			
Dec. 1	By balance	\$	1,630.73
	By receipts secretary		20,179.40
	To warrants	\$	14,518.23
	To balance		7,291.90
		\$	21,810.13
		\$	21,810.13

AGRICULTURAL COLLEGE LIBRARY FUND.

1904			
Dec. 1	By balance	\$	1,175.31
	To warrants	\$	1,175.31
		\$	1,175.31
		\$	1,175.31

AGRICULTURAL COLLEGE AND MECHANICS ARTS FUND.

1904			
Dec. 1	By balance	\$	9,693.85
	By receipts U. S. government.....		50,000.00
	To warrants	\$	47,853.75
	To balance		11,840.10
		\$	59,693.85
		\$	59,693.85

ARCHULETA COUNTY BRIDGE FUND.

1905			
Sept. 11	By appropriation H. B. No. 229.....	\$	3,000.00
	To warrants	\$	29.20
	To balance		2,970.80
		\$	3,000.00
		\$	3,000.00

APPRAISEMENT FUND.

1904			
Dec. 1	By balance	\$	492.92
	By refund		10.00
	By receipts Land Board.....		3,437.00
	To warrants	\$	3,270.15
	To balance		669.77
		\$	3,939.92
		\$	3,939.92

BENT COUNTY ROAD FUND.

1905

Oct. 31	By appropriation H. B. No. 132.....		\$	3,000.00
	To warrants	\$	2,970.56	
	To balance		29.44	
			<u>\$</u>	<u>3,000</u>
			\$	3,000.00

BOULDER-GRAND COUNTY ROAD FUND.

1906

Sept. 11	By appropriation H. B. No. 163.....		\$	5,000.00
	To warrants	\$	72.26	
	To balance		4,927.74	
			<u>\$</u>	<u>5,000.00</u>
			\$	5,000.00

BRAND DEPARTMENT EXPENSE FUND.

1904

Dec. 1	By balance		\$	15.86
	By receipts Secretary of State.....			6,310.34
	To warrants	\$	6,326.20	
			<u>\$</u>	<u>6,326.20</u>
			\$	6,326.20

BOULDER AND GRAND COUNTY ROAD FUND.

1904

Dec. 1	By balance		\$	4.50
	To warrants	\$	3.39	
	To transfer internal improvement income.....		1.11	
			<u>\$</u>	<u>4.50</u>
			\$	4.50

CASUAL DEFICIENCY BONDS SINKING FUND.

1906

Feb. 10	By receipts from levy.....		\$	21,583.33
	To balance	\$	21,583.33	
			<u>\$</u>	<u>21,583.33</u>
			\$	21,583.33

CAPITOL BUILDING FUND.

1904

Dec. 1	By receipts from levy.....		\$	308.33
	To balance	\$	308.33	
			<u>\$</u>	<u>308.33</u>
			\$	308.33

CAPITOL BUILDING AND INTEREST ON CAPITOL BUILDING BONDS FUND.

1904

Dec. 1	By balance		\$	30,538.23
	By receipts from levy.....			346,647.96
	By receipts Sec'y Board of Capitol Managers....			54.50
	To warrants redeemed and interest.....	\$	304,680.96	
	To interest on bonds.....		34,500.00	
	To balance		38,059.73	
			<u>\$</u>	<u>377,240.69</u>
			\$	377,240.69

CAPITOL BUILDING BONDS SINKING FUND.

1904				
Dec. 1	By balance		\$	443,761.00
	By receipts from levy.....			167,103.31
	To bonds redeemed	\$	300,000.00	
	To transfer general revenue, 1906.....		10,800.00	
	To balance		300,064.31	
		\$	610,864.31	\$ 610,864.31

CLEAR CREEK COUNTY ROAD FUND.

1905				
May 10	By appropriation S. B. No. 150.....		\$	2,500.00
	To warrants	\$	2,496.99	
	To transfer internal imp. income.....		3.01	
		\$	2,500.00	\$ 2,500.00

CLEAR CREEK COUNTY BRIDGE FUND.

1905				
June 20	By appropriation H. B. No. 134.....		\$	500.00
	To warrants	\$	419.20	
	To balance		80.80	
		\$	500.00	\$ 500.00

CONEJOS ARTESIAN WELL FUND.

1904				
Dec. 1	By balance		\$	34.52
	To warrants	\$	17.20	
	To transfer internal imp. income.....		17.32	
		\$	34.52	\$ 34.52

CHAFFEE AND EAGLE COUNTY ROAD FUND.

1904				
Dec. 1	By balance		\$	1,854.31
	To warrants	\$	416.26	
	To balance		1,438.05	
		\$	1,854.31	\$ 1,854.31

CUSTER COUNTY ROAD FUND.

1904				
Dec. 1	By balance		\$	340.24
	To warrants	\$	330.24	
	To transfer internal imp. income.....		10.00	
		\$	340.24	\$ 340.24

CONEJOS AND COSTILLA COUNTY BRIDGE FUND.

1905				
July 10	By appropriation H. B. No. 340		\$	7,000.00
	To warrants	\$	1,137.53	
	To balance		5,862.47	
		\$	7,000.00	\$ 7,000.00

DENVER-GRAND JUNCTION ROAD FUND.

1905

May 10	By appropriation H. B. No. 2.....		\$	6,000.00
	To warrants	\$	2,977.02	
	To balance		3,022.98	
		\$	6,000.00	\$ 6,000.00

CONEJOS COUNTY BRIDGE FUND.

1906

Feb. 20	By appropriation H. B. No. 181.....		\$	3,500.00
	To warrants	\$	3,325.98	
	To balance		174.02	
		\$	3,500.00	\$ 3,500.00

DE BEQUE BRIDGE FUND.

1904

Dec. 1	By balance		\$.33
	To warrants	\$.33	
		\$.33	\$.33

DOUGLAS COUNTY ROAD FUND.

1904

Dec. 1	By balance		\$	1,914.15
	To warrants	\$	19.10	
	To balance		1,895.05	
		\$	1,914.15	\$ 1,914.15

DOLORES COUNTY ROAD FUND.

1904

Dec. 1	By balance		\$	4,340.48
	To warrants	\$	3,294.41	
	To balance		1,046.07	
		\$	4,340.48	\$ 4,340.48

DOLORES COUNTY BRIDGE FUND.

1906

Oct. 31	By appropriation H. B. No. 28.....		\$	2,000.00
	To warrants	\$	3.52	
	To balance		1,996.48	
		\$	2,000.00	\$ 2,000.00

DEPENDENT CHILDREN'S HOME CASH FUND.

1904

Dec. 1	By balance		\$	58.52
	To warrants	\$	58.52	
		\$	58.52	\$ 58.52

BIENNIAL REPORT

DENVER-GRAND JUNCTION ROAD NO. 2 FUND.

1906				
June 11	By appropriation S. B. No. 161.....		\$	5,000.00
	To warrants	\$	2,301.65	
	To balance		2,698.35	
		\$	5,000.00	\$ 5,000.00

DOUGLAS COUNTY ROAD NO. 2 FUND.

1906				
Nov. 13	By appropriation H. B. No. 382		\$	3,000.00
	To warrants	\$	5.89	
	To balance		2,994.11	
		\$	3,000.00	\$ 3,000.00

EL PASO-TELLER COUNTY FUND.

1906				
July 21	By appropriation H. B. No. 249.....		\$	3,500.00
	To warrants	\$	255.29	
	To balance		3,244.71	
		\$	3,500.00	\$ 3,500.00

ESCHEATS FUND.

1904				
Dec. 1	By balance		\$	123.79
	To balance	\$	123.79	
		\$	123.79	\$ 123.79

EAGLE COUNTY ROAD FUND.

1904				
Dec. 1	By balance		\$	3,768.37
	To warrants	\$	1,038.00	
	To balance		2,730.37	
		\$	3,768.37	\$ 3,768.37

FRYING-PAN CREEK ROAD FUND.

1905				
May 20	By appropriation H. B. No. 88.....		\$	5,500.00
	To warrants	\$	4,966.36	
	To balance		533.64	
		\$	5,500.00	\$ 5,500.00

GAME FUND.

1904				
Dec. 1	By balance		\$	1,249.28
	By receipts Game and Fish Commissioner			32,160.00
	To warrants	\$	20,998.86	
	To transfer general revenue 1906.....		12,000.00	
	To balance		410.42	
		\$	33,409.28	\$ 33,409.28

GAUGING FUND.

1904

Dec. 1	By balance	\$	883.03	
	By receipts State Engineer		4,884.89	
	To warrants	\$	4,019.25	
	To balance		1,748.67	
		\$	5,767.92	\$ 5,767.92

GARFIELD COUNTY BRIDGE FUND.

1904

Dec. 1	By balance	\$	4,530.20	
	To warrants	\$	4,530.20	
		\$	4,530.20	\$ 4,530.20

GUNNISON COUNTY ROAD FUND.

1904

Dec. 1	By balance	\$	3,074.11	
	To balance	\$	3,074.11	
		\$	3,074.11	\$ 3,074.11

GRAND COUNTY ROAD FUND.

1905

July 10	By appropriation H. B. No. 295	\$	6,500.00	
	To warrants	\$	6,500.00	
		\$	6,500.00	\$ 6,500.00

GRAND COUNTY ROAD FUND NO. 2.

1905

Aug. 10	By appropriation S. B. No. 227	\$	5,000.00	
	To warrants	\$	5,000.00	
		\$	5,000.00	\$ 5,000.00

GENERAL REVENUE 1887 FUND.

1904

Dec. 1	By balance	\$	136.82	
	To balance	\$	136.82	
		\$	136.82	\$ 136.82

GENERAL REVENUE 1888 FUND.

1904

Dec. 1	By balance	\$	659.99	
	To balance	\$	659.99	
		\$	659.99	\$ 659.99

GENERAL REVENUE 1889 FUND.

1904

Dec. 1	By balance	\$	1,192.77	
	To balance	\$	1,192.77	
		\$	1,192.77	\$1,192.77

		GENERAL REVENUE 1890 FUND.	
1904			
Dec. 1	By balance	\$	229.92
	To balance	\$	229.92
		\$	229.92
		\$	229.92

		GENERAL REVENUE 1891 FUND.	
1904			
Dec. 1	By balance	\$	55.03
	By receipts from levy		124.04
	To warrants redeemed and interest	\$	100.00
	To balance		79.07
		\$	179.07
		\$	179.07

		GENERAL REVENUE 1892 FUND.	
1904			
Dec. 1	By balance	\$	462.92
	By receipts from levy.....		69.85
	To balance	\$	523.77
		\$	523.77
		\$	523.77

		GENERAL REVENUE 1893 FUND.	
1904			
Dec. 1	By balance	\$	115.22
	By receipts from levy		106.85
	To warrants redeemed and interest	\$	1.09
	To balance		220.98
		\$	222.07
		\$	222.07

		GENERAL REVENUE 1894 FUND.	
1904			
Dec. 1	By balance	\$	512.50
	By receipts from levy		221.90
	To warrants redeemed and interest	\$	522.22
	To balance		182.18
		\$	734.40
		\$	734.40

		GENERAL REVENUE 1895 FUND.	
1904			
Dec. 1	By balance	\$	128.46
	By receipts from levy	\$	509.05
	To warrants redeemed and interest	\$	27.94
	To balance		609.57
		\$	637.51
		\$	637.51

GENERAL REVENUE 1896 FUND.

1904				
Dec. 1	By balance		\$	1,857.19
	By receipts from levy			371.53
	To warrants redeemed and interest	\$	234.30	
	To balance		1,994.42	
		\$	2,228.72	\$ 2,228.72

GENERAL REVENUE 1897 FUND.

1904				
Dec. 1	By balance		\$	305.41
	By receipts from levy			424.09
	To warrants redeemed and interest	\$	593.38	
	To balance		136.12	
		\$	729.50	\$ 729.50

GENERAL REVENUE 1898 FUND.

1904				
Dec. 1	By balance		\$	4,865.26
	By receipts from levy			922.06
	To warrants redeemed and interest	\$	1,969.23	
	To balance		3,818.09	
		\$	5,787.32	\$ 5,787.32

GENERAL REVENUE 1899 FUND.

1904				
Dec. 1	By balance		\$	4,614.80
	By receipts from levy			1,127.28
	To warrants redeemed and interest	\$	879.57	
	To balance		4,862.51	
		\$	5,742.08	\$ 5,742.08

GENERAL REVENUE 1900 FUND.

1904				
Dec. 1	By balance		\$	1,390.73
	By receipts from levy			1,502.06
	To warrants redeemed and interest	\$	220.68	
	To balance		2,672.11	
		\$	2,892.79	\$ 2,892.79

GENERAL REVENUE 1901 FUND.

Dec. 1	By balance		\$	4,177.65
	By receipts from levy			8,070.56
	To transfer to surplus fund	\$	11,628.55	
	To balance		619.66	
		\$	12,248.21	\$ 12,248.61

BIENNIAL REPORT

		GENERAL REVENUE 1902 FUND.	
1904			
Dec. 1	By balance	\$	7,320.53
	By receipts State Auditor (Flat tax)		37.80
	By receipts Secretary of State (Flat tax)		2,362.46
	By receipts from Inheritance Tax fund		4,306.66
	By receipts from levy		9,976.26
	To warrants redeemed and interest	\$	6,319.06
	To transfer to surplus fund		13,884.56
	To balance		3,800.08
		\$	24,003.70
		\$	24,003.70

		GENERAL REVENUE 1903 FUND.	
1904			
Dec. 1	By balance	\$	22,068.25
	By receipts State Auditor (Flat tax)		163.00
	By receipts Secretary of State (Flat tax)		2,597.52
	By transfer from Inheritance tax fund		20,228.40
	By receipts from levy		47,973.97
	To warrants redeemed and interest	\$	52,153.37
	To paid for assessors' bonds		95.20
	To balance		40,802.57
		\$	93,051.14
		\$	93,051.14

		GENERAL REVENUE 1904 FUND.	
1904			
Dec. 1	By balance	\$	81,686.54
	By receipts State Auditor, flat tax		272.60
	By receipts State Auditor, registry bonds		27.25
	By receipts Secretary of State, flat tax		5,240.30
	By transfer from inheritance tax		24,585.95
	By transfer from public school income		381.21
	By receipts from levy		569,400.49
	To warrants redeemed and interest	\$	646,363.96
	To paid for assessors' bonds.....		1,447.25
	To interest on casual deficiency bonds		1,000.00
	To refund		239.99
	To balance		32,543.14
		\$	681,594.34
		\$	681,594.34

GENERAL REVENUE 1905 FUND.

1904

Dec. 20	By receipts from levy	\$ 555,220.50	
	By receipts State Auditor, registering bonds	62.80	
	By receipts Secretary of State, flat tax	42,126.69	
	By receipts Secretary of State, fees	116,884.00	
	By receipts State Treas., licenses and court fees	81,784.05	
	By receipts State Boiler Inspector	5,495.00	
	By receipts Secretary Board of Equalization....	10.00	
	By receipts Governor	100.00	
	By receipts refund	8.00	
	By transfer from inheritance tax	28,086.25	
	By transfer from insurance department.....	161,167.13	
	By transfer from State Board of Medical Examiners	2,249.07	
	By transfer from public school income.....	876.55	
	By transfer from interest on deposits.....	20,386.77	
	By transfer from interest on delinquent taxes....	13,869.66	
	To warrants redeemed and interest.....	\$ 880,275.36	
	To interest on casual deficiency bonds.....	3,000.00	
	To balance	145,051.11	
		<u>\$1,028,326.47</u>	<u>\$1,028,326.47</u>

GENERAL REVENUE 1906 FUND.

1905

Dec. 20	By receipts Secretary of State, flat tax.....	\$ 44,030.10	
	By receipts Secretary of state, fees	132,552.78	
	By receipts State Treasurer, licenses and court fees	69,624.76	
	By receipts State Boiler Inspector	5,560.00	
	By receipts Secretary Board of Equalization...	4.00	
	By receipts Clerk of Dist. Court, Prowers Co. ..	288.00	
	By receipts Auditor of State	41.25	
	By receipts refund	32.40	
	By transfer from inheritance tax	20,085.54	
	By transfer from game fund	12,000.00	
	By transfer from insurance department	171,000.00	
	By transfer from interest on deposit	23,300.70	
	By transfer from Capitol building bonds sinking	10,800.00	
	To warrants redeemed and interest	\$ 325,745.89	
	To paid for assessors' bonds	1,239.05	
	To interest on casual deficiency bonds	4,000.00	
	To balance	158,334.59	
		<u>\$ 489,319.53</u>	<u>\$ 489,319.53</u>

GILPIN COUNTY ROAD FUND.

1904				
Dec. 1	By balance		\$	38.20
	To warrants	\$	18.00	
	To transfer internal imp. income		20.20	
			<u>38.20</u>	<u>38.20</u>
		\$	38.20	\$ 38.20

GIRLS' INDUSTRIAL SCHOOL CASH FUND.

Dec. 1	By balance		\$	319.08
	By receipts from secretary			27,479.16
	By transfer from insane asylum fund			108.00
	To warrants	\$	27,578.86	
	To balance		27.38	
			<u>27,906.24</u>	<u>27,906.24</u>
		\$	27,906.24	\$ 27,906.24

HINSDALE COUNTY ROAD FUND.

1904				
Dec. 1	By balance		\$	3.85
	To warrants	\$	3.85	
			<u>3.85</u>	<u>3.85</u>
		\$	3.85	\$ 3.85

D. F. HOW, RELIEF FUND.

1905.				
May 10	By appropriation H. B. No. 396.....		\$	58.81
	To warrants		58.81	
			<u>58.81</u>	<u>58.81</u>
		\$	58.81	\$ 58.81

HINSDALE COUNTY ROAD FUND.

1906				
Sept. 11	By appropriation S. B. No. 73.....		\$	3,500.00
	To warrants	\$	2,414.09	
	To balance		1,085.91	
			<u>3,500.00</u>	<u>3,500.00</u>
		\$	3,500.00	\$ 3,500.00

INTEREST ON INSURRECTION BONDS FUND.

1904				
Dec. 1	By balance		\$	33,219.59
	By receipts from levy.....			574.44
	To interest paid.....	\$	23,480.00	
	To balance		10,314.03	
			<u>33,794.03</u>	<u>33,794.03</u>
		\$	33,794.03	\$ 33,794.03

INTEREST ON DELINQUENT TAXES FUND.

1904

Dec. 20	By interest paid.....		\$ 28,149.29
	By Clerk of District Court, Prowers county.....		1,000.00
	To warrants	\$ 203.96	
	To transfer	28,945.33	
		<u>\$ 29,149.29</u>	<u>\$ 29,149.29</u>

INSANE ASYLUM FUND.

1904

Dec. 1	By balance		\$ 20,388.62
	By receipts from levy.....		138,833.48
	By receipts from Steward.....		1,132.91
	To warrants	\$ 111,803.85	
	To balance	48,551.17	
		<u>\$ 160,355.02</u>	<u>\$ 160,355.02</u>

INTEREST ON DEPOSITS FUND.

1904

Dec. 31	By receipts, interest on deposits.....		\$ 51,980.06
	To transfer General Revenue 1905.....	\$ 22,679.36	
	To transfer General Revenue 1906.....	29,300.70	
		<u>\$ 51,980.06</u>	<u>\$ 51,980.06</u>

INTEREST ON CAPITOL BUILDING BONDS FUND.

1904

Dec. 20	By receipts from levy.....		\$ 73.56
	To balance	\$ 73.56	
		<u>\$ 73.56</u>	<u>\$ 73.56</u>

INSURANCE DEPARTMENT FUND.

1904

Dec. 1	By balance		\$ 1,141.50
	By receipts		366,637.22
	To transfer General Revenue 1905.....	\$ 161,167.13	
	To transfer General Revenue 1906	171,000.00	
	To warrants	33,573.11	
	To balance	2,038.48	
		<u>\$ 367,778.72</u>	<u>\$ 367,778.72</u>

INTERNAL IMPROVEMENT PERMANENT FUND.

1904

Dec. 1	By balance		\$ 57,947.44
	By receipts Land Board.....		42,562.42
	By receipts U. S. government.....		13,635.51
	To appropriations Fourteenth General Assembly	\$ 45,000.00	
	To balance	69,145.37	
		<u>\$ 114,145.37</u>	<u>\$ 114,145.37</u>

INTERNAL IMPROVEMENT INCOME FUND.

1904			
Dec. 1	By balance	\$	53,991.09
	By receipts Land Board.....		57,390.99
	By receipts interest on warrants		1,401.16
	By transfer unexpended balances.....		1,976.06
	To appropriations Fourteenth General Assembly	\$	101,558.81
	To re-credits		909.54
	To warrants		115.16
	To balance		12,175.79
		\$	114,759.30
		\$	114,759.30

INDUSTRIAL SCHOOL CASH FUND.

1904			
Dec. 1	By balance	\$	1,189.02
	By receipts from Superintendent.....		13,708.93
	To warrants	\$	9,923.91
	To balance		4,974.04
		\$	14,897.95
		\$	14,897.95

INSURRECTION FUND.

1904			
Dec. 1	By balance	\$	1,881.35
	To balance	\$	1,881.35
		\$	1,881.35
		\$	1,881.35

INSURRECTION BONDS SINKING FUND.

1906			
Feb. 10	By receipts from levy.....	\$	16,279.20
	To balance	\$	16,279.20
		\$	16,279.20
		\$	16,279.20

INHERITANCE TAX FUND.

1904			
Dec. 20	By receipts from county treasurers	\$	97,292.80
	To transfer General Revenue 1902.....	\$	4,306.66
	To transfer General Revenue 1903.....		20,228.40
	To transfer General Revenue 1904.....		24,555.95
	To transfer General Revenue 1905.....		28,086.25
	To transfer General Revenue 1906.....		20,085.54
		\$	97,292.80
		\$	97,292.80

JEFFERSON-ADAMS COUNTY BRIDGE FUND.

1906			
Apr. 23	By appropriation S. B. No. 104.....	\$	1,500.00
	To warrants	\$	30.00
	To balance		1,470.00
		\$	1,500.00
		\$	1,500.00

LAND COMMISSIONERS' CASH FUND.

1904

Dec. 1	By balance	\$ 1,721.27	
	By receipts from Land Board.....		27,060.68
	To warrants	\$ 24,429.25	
	To balance	4,352.70	
		<u>\$ 28,781.95</u>	<u>\$ 28,781.95</u>

LAS ANIMAS COUNTY BRIDGE NO. 2 FUND.

1906

Apr. 10	By appropriation H. B. No. 381.....	\$ 2,000.00	
	To warrants	\$ 2,000.00	
		<u>\$ 2,000.00</u>	<u>\$ 2,000.00</u>

LAS ANIMAS COUNTY BRIDGE FUND.

1905

June 20	By appropriation S. B. No. 107.....	\$ 6,000.00	
	To warrants	\$ 3,826.24	
	To balance	2,173.76	
		<u>\$ 6,000.00</u>	<u>\$ 6,000.00</u>

LARIMER-BOULDER ROAD FUND.

1905

May 20	By appropriation H. B. No. 200.....	\$ 10,000.00	
	To warrants	\$ 9,790.20	
	To balance	209.80	
		<u>\$ 10,000.00</u>	<u>\$ 10,000.00</u>

LAS ANIMAS COUNTY ARTESIAN WELL FUND.

1904

Dec. 1	By balance	\$ 4,774.79	
	To warrants	\$ 30.71	
	To balance	4,744.08	
		<u>\$ 4,774.79</u>	<u>\$ 4,774.79</u>

LOGAN COUNTY ROAD FUND.

1904

Dec. 1	By balance	\$ 3.81	
	To transfer internal imp. income fund.....	\$ 3.81	
		<u>\$ 3.81</u>	<u>\$ 3.81</u>

LA PLATA COUNTY ROAD FUND.

1904

Dec. 1	By balance	\$ 3,738.18	
	To warrants	\$ 3,725.23	
	To balance	2.95	
		<u>\$ 3,738.18</u>	<u>\$ 3,738.18</u>

LA PLATA COUNTY BRIDGE FUND.

1905				
Sept. 30	By appropriation H. B. No. 323.....		\$	3,000.00
	To warrants	\$	3,000.00	
		\$	3,000.00	\$ 3,000.00

LA PLATA COUNTY ROAD NO. 2.

1905				
Sept. 30	By appropriation S. B. No. 31.....		\$	6,000.00
	To warrants	\$	5,924.85	
	To balance		75.15	
		\$	6,000.00	\$ 6,000.00

MESA COUNTY ROAD FUND.

1905				
June 10	By appropriation S. B. No. 113.....		\$	2,500.00
	To warrants	\$	2,113.38	
	To balance		386.62	
		\$	2,500.00	\$ 2,500.00

MONTROSE COUNTY ROAD FUND.

Apr. 10	By appropriation H. B. No. 288.....		\$	2,000.00
	To warrants	\$	30.26	
	To balance		1,969.74	
		\$	2,000.00	\$ 2,000.00

MORGAN COUNTY BRIDGE FUND.

1906				
Sept. 11	By appropriation S. B. No. 135.....		\$	2,000.00
	To warrants	\$	22.76	
	To balance		1,977.24	
		\$	2,000.00	\$ 2,000.00

MILITARY POLL FUND.

1904				
Dec. 1	By balance		\$	338.65
	By refund			40.00
	By receipts Adjutant General.....			4,035.30
	By U. S. government			1,849.05
	By receipts from levy			111,654.57
	To warrants	\$	112,810.41	
	To balance		5,107.16	
		\$	117,917.57	\$ 117,917.57

MUTE AND BLIND FUND.

1904

Dec. 1	By balance	\$ 5,819.52	
	By receipts from levy		138,825.57
	To warrants	\$ 140,964.99	
	To balance	3,680.10	
		<u>\$ 144,645.09</u>	<u>\$ 144,645.09</u>

MINERAL LAND SURVEY FUND.

1904

Dec. 1	By balance	\$ 805.77	
	By receipts Land Board		250.00
	To warrants	\$ 542.65	
	To balance	513.12	
		<u>\$ 1,055.77</u>	<u>\$ 1,055.77</u>

NORMAL SCHOOL FUND.

1904

Dec. 20	By receipts from levy	\$ 138,785.93	
	To balance	\$ 1,780.16	
	To warrants	132,950.00	
	To balance	4,055.77	
		<u>\$ 138,785.93</u>	<u>\$ 138,785.93</u>

OURAY AND SAN JUAN COUNTY ROAD FUND.

1904

Dec. 1	By balance	\$ 34.00	
	To warrants	\$ 34.00	
		<u>\$ 34.00</u>	<u>\$ 34.00</u>

OTERO COUNTY BRIDGE FUND.

1904

Dec. 1	By balance	\$ 4,350.50	
	To warrants	\$ 4,350.50	
		<u>\$ 4,350.50</u>	<u>\$ 4,350.50</u>

OUTSTANDING CERTIFICATES STOCK INDEMNITY FUND.

1904

Dec. 1	By balance	\$ 114.58	
	To balance	\$ 114.58	
		<u>\$ 114.58</u>	<u>\$ 114.58</u>

OTERO COUNTY ROAD FUND.

1905

Sept. 30	By appropriation H. B. No. 364.....	\$ 4,000.00	
	To warrants	\$ 4,000.00	
		<u>\$ 4,000.00</u>	<u>\$ 4,000.00</u>

PALMER LAKE CYCLE PATH FUND.

1904			
Dec. 1	By balance		\$ 4,455.25
	To balance	\$ 4,455.25	
		<u>\$ 4,455.25</u>	<u>\$ 4,455.25</u>

PITKIN COUNTY ROAD FUND.

1904			
Dec. 1	By balance		\$ 4,000.54
	To balance	\$ 4,000.54	
		<u>\$ 4,000.54</u>	<u>\$ 4,000.54</u>

PENITENTIARY CONVICT LABOR FUND.

1904			
Dec. 1	By balance		\$ 596.34
	By receipts from warden penitentiary.....		59,953.25
	To warrants	\$ 60,535.36	
	To balance	14.23	
		<u>\$ 60,549.59</u>	<u>\$ 60,549.59</u>

PITKIN COUNTY ROAD NO. 2.

1905			
Aug. 10	By appropriation H. B. No. 190.....		\$ 3,000.00
	To warrants	\$ 2,940.56	
	By balance	59.44	
		<u>\$ 3,000.00</u>	<u>\$ 3,000.00</u>

PENITENTIARY LAND PERMANENT FUND.

1904			
Dec. 1	By balance		\$ 1,027.30
	By receipts Land Board		141.70
	To balance	\$ 1,169.00	
		<u>\$ 1,169.00</u>	<u>\$ 1,169.00</u>

PENITENTIARY LAND INCOME FUND.

1904			
Dec. 1	By balance		\$ 2,310.85
	By receipts Land Board.....		627.60
	To balance	\$ 2,938.45	
		<u>\$ 2,938.45</u>	<u>\$ 2,938.45</u>

PARTITION OF REALTY FUND.

	By balance		\$ 217.36
	To balance	\$ 217.36	
		<u>\$ 217.36</u>	<u>\$ 217.36</u>

PROWERS COUNTY BRIDGE FUND.

1904

Dec. 1	By balance		\$	1,994.00	
	To warrants	\$	1,994.00		
			\$	1,994.00	\$ 1,994.00

PUBLIC BUILDING LAND PERMANENT FUND.

1904

Dec. 1	By balance		\$	1,402.45	
	By receipts Land Board			72.00	
	To balance	\$	1,474.45		
			\$	1,474.45	\$ 1,474.45

PUBLIC BUILDING LAND INCOME FUND.

1904

Dec. 1	By balance		\$	2,838.26	
	By receipts Land Board			734.45	
	To balance	\$	3,572.71		
			\$	3,572.71	\$ 3,572.71

PROWERS COUNTY BRIDGE NO. 2 FUND.

1905

Aug. 10	By appropriation S. B. No. 82.....			\$4,000.00	
	To warrants	\$	3,460.58		
	To balance		539.42		
			\$	4,000.00	\$ 4,000.00

PROWERS COUNTY BRIDGE NO. 3 FUND.

1905

Aug. 10	By appropriation S. B. No. 85.....		\$	5,000.00	
	To warrants	\$	5,000.00		
			\$	5,000.00	\$ 5,000.00

PUBLIC SCHOOL LAND PERMANENT FUND.

1904

Dec. 1	By balance		\$1,384,279.57		
	By receipts Land Board.....			114,578.67	
	To transfer to income fund.....	\$	64,775.00		
	To warrants		1,024.00		
	To balance		1,433,059.24		
			\$1,498,858.24	\$1,498,858.24	

PUBLIC SCHOOL LAND INCOME FUND.

1904			
Dec. 1	By balance	\$	75,182.17
	By transfer from permanent fund.....		64,775.00
	By receipts from Land Board.....		375,517.02
	By receipts from interest on warrants.....		40,702.81
	By receipts from interest on deposits.....		8,292.59
	By transfer from Capitol building and interest on bonds		10,500.00
	By refund		8.00
	To warrants	\$	472,984.43
	To balance		101,993.16
		\$	574,977.59
		\$	574,977.59

PUEBLO AND LEADVILLE ROAD FUND.

1904			
Dec. 1	By balance	\$	1,005.71
	To transfer internal improvement income.....	\$	1,005.71
		\$	1,005.71
		\$	1,005.71

PUEBLO COUNTY BRIDGE FUND.

1904			
Dec. 1	By balance	\$	7.41
	To warrants	\$	6.00
	To transfer internal improvement income.....		1.41
		\$	7.41
		\$	7.41

PARK COUNTY BRIDGE FUND.

1904			
Dec. 1	By balance	\$	32.05
	To warrants	\$	32.05
		\$	32.05
		\$	32.05

REFORMATORY CASH FUND.

1904			
Dec. 1	By balance	\$	2,500.00
	By receipts from warden.....		6,672.57
	To warrants	\$	9,172.57
		\$	9,172.57
		\$	9,172.57

RIO GRANDE COUNTY BRIDGE FUND.

1905			
June 10	By appropriation H. B. No. 6.....	\$	4,000.00
	To warrants	\$	379.23
	To balance		3,620.77
		\$	4,000.00
		\$	4,000.00

REGISTERED FUNDING BONDS SERIES 1897 FUND.

1904

Dec. 1	By balance		\$	342.74
	To balance	\$	342.74	
		\$	342.74	\$ 342.74

ROUTT COUNTY BRIDGE FUND.

1904

Dec. 1	By balance		\$	3,642.64
	To warrants	\$	3,642.64	
		\$	3,642.64	\$ 3,642.64

RIO BLANCO COUNTY BRIDGE FUND.

1904

Dec. 1	By balance		\$	1,882.58
	To warrants	\$	1,882.28	
	To transfer Internal Imp. Income.....		.30	
		\$	1,882.58	\$ 1,882.58

ROUTT COUNTY BRIDGE NO. 2 FUND.

1905

May 10	By appropriation S. B. No. 35.....		\$	5,000.00
	To warrants	\$	111.58	
	To balance		4,888.42	
		\$	5,000.00	\$ 5,000.00

SAN MIGUEL COUNTY ROAD FUND.

1904

Dec. 1	By balance		\$	3,755.46
	To warrants	\$	3,755.46	
		\$	3,755.46	\$ 3,755.46

SCHOOL OF MINES FUND.

1904

Dec. 20	By receipts from levy.....		\$	138,816.56
	To balance	\$	2,738.96	
	To warrants		134,093.84	
	To balance		1,983.76	
		\$	138,816.56	\$ 138,816.56

SPANISH-AMERICAN WAR FUND.

1904

Dec. 1	By balance		\$	2,050.51
	By receipts from levy.....			106.57
	To warrants	\$	12.00	
	To balance		2,145.08	
		\$	2,157.08	\$ 2,157.08

SALINE LAND PERMANENT FUND.

1904				
Dec. 1	By balance	\$	56.00
	To balance	\$	56.00
			\$	56.00
			\$	56.00

SALINE LAND INCOME FUND.

1904				
Dec. 1	By balance	\$	916.50
	By receipts Land Board		178.00
	To balance	\$	1,094.50
			\$	1,094.50
			\$	1,094.50

ST. LOUIS WORLD'S FAIR FUND.

1904				
Dec. 1	By balance	\$	1.04
	To balance	\$	1.04
			\$	1.04
			\$	1.04

STOCK INSPECTION FUND.

1904				
Dec. 1	By balance	\$	2,436.96
	By receipts from levy		46,031.15
	To warrants	\$	45,358.17
	To balance		3,109.94
			\$	48,468.11
			\$	48,468.11

SUMMIT COUNTY ROAD FUND.

1904				
Dec. 1	By balance	\$	903.00
	To warrants	\$	903.00
			\$	903.00
			\$	903.00

SUMMIT COUNTY ROAD NO. 2 FUND.

1906				
Aug. 31	By appropriation H. B. No. 89	\$	3,000.00
	To warrants	\$	2,887.21
	To balance		112.79
			\$	3,000.00
			\$	3,000.00

SCALP BOUNTY FUND.

1904				
Dec. 1	By balance	\$.18
	By refund		13.00
	To warrants	\$	4.00
	To balance		9.18
			\$	13.18
			\$	13.18

SUPREME COURT LIBRARY FUND.

1904

Dec. 1	By balance	\$	1,292.31	
	By receipts from Clerk.....		2,983.00	
	To warrants	\$	1,808.00	
	To balance		2,467.31	
		\$	4,275.31	\$ 4,275.31

SOLDIERS' AND SAILORS' HOME CASH FUND.

1904

Dec. 1	By balance	\$	5,050.65	
	By receipts U. S. government.....		31,435.14	
	To warrants	\$	22,531.06	
	To balance		13,954.73	
		\$	36,485.79	\$ 36,485.79

STATE NORMAL INSTITUTE FUND.

1904

Dec. 1	By balance	\$	31.11	
	By receipts Supt. Public Instruction.....		6,341.06	
	To warrants	\$	5,355.22	
	To balance		1,016.95	
		\$	6,372.17	\$ 6,372.17

STATE BOARD OF MEDICAL EXAMINERS' FUND.

1904

Dec. 1	By balance	\$	2,249.07	
	By receipts Secretary.....		9,675.00	
	To transfer General Revenue 1905.....	\$	2,249.07	
	To warrants		9,643.00	
	To balance		32.00	
		\$	11,924.07	\$ 11,924.07

STATE BOARD OF NURSE EXAMINERS' FUND.

1905

May 31	By receipts from Secretary.....	\$	6,070.00	
	To warrants	\$	2,382.87	
	To balance		3,687.13	
		\$	6,070.00	\$ 6,070.00

SURPLUS FUND.

1905

Jan. 10	By transfer from General Revenue 1901-1902.....	\$	25,513.11	
	To warrants	\$	25,502.18	
	To balance		10.93	
		\$	25,513.11	\$ 25,513.11

TELLER-FREMONT COUNTY ROAD FUND.

1905				
Aug. 10	By appropriation S. B. No. 76.....		\$	10,000.00
	To warrants	\$	9,817.27	
	To balance		182.73	
		\$	10,000.00	\$ 10,000.00

UTE WAR DEBT FUND.

1904				
Dec. 1	By balance		\$	206.75
	By receipts from levy.....			22.86
	To balance	\$	229.61	
		\$	229.61	\$ 229.61

UNIVERSITY FUND.

1904				
Dec. 1	By balance		\$	568.74
	By receipts from levy.....			275,261.47
	To warrants	\$	272,787.19	
	To balance		3,043.02	
		\$	275,830.21	\$ 275,830.21

UNIVERSITY LAND PERMANENT FUND.

1904				
Dec. 1	By balance		\$	48,269.15
	By receipts Land Board.....			28.00
	To balance	\$	48,297.15	
		\$	48,297.15	\$ 48,297.15

UNIVERSITY LAND INCOME FUND.

1904				
Dec. 1	By balance		\$	247.33
	By receipts Land Board.....			2,013.75
	By receipts interest on warrants.....			849.96
	To warrants	\$	2,624.19	
	To balance		486.85	
		\$	3,111.04	\$ 3,111.04

UNIVERSITY SPECIAL FUND.

1904				
Dec. 1	By balance		\$	3.54
	By receipts from levy.....			5.11
	To balance	\$	8.65	
		\$	8.65	\$ 8.65

WARRANT INTEREST FUND.

1904

Dec. 20	By warrant interest paid.....		\$ 52,664.88
	To warrant interest paid.....	\$ 52,664.88	
		<u>\$ 52,664.88</u>	<u>\$ 52,664.88</u>

WASHINGTON COUNTY ARTESIAN WELL FUND.

1905

Dec. 11	By appropriation H. B. No. 237.....		\$ 6,000.00
	To warrants	\$ 5,865.82	
	To balance	134.18	
		<u>\$ 6,000.00</u>	<u>\$ 6,000.00</u>

YUMA COUNTY ROAD FUND.

1905

Sept. 11	By appropriation H. B. No. 259.....		\$ 3,000.00
	To warrants	\$ 2,974.50	
	To balance	25.50	
		<u>\$ 3,000.00</u>	<u>\$ 3,000.00</u>

YUMA-WASHINGTON AND MORGAN COUNTY ROAD FUND.

1904

Dec. 1	By balance		\$ 374.40
	To warrants	\$ 370.75	
	To transfer to Internal Imp. Income.....	3.65	
		<u>\$ 374.40</u>	<u>\$ 374.40</u>



STATEMENTS

SHOWING

Certificates of Indebtedness ; Redemption and Outstanding Certificates of Indebtedness ; Recapitulation.

STATEMENT

SHOWING ISSUE OF CERTIFICATES OF INDEBTEDNESS FOR TWO
YEARS ENDING NOVEMBER 30, 1906.

Date 1905	To Whom Issued	No.	Amount	For What Purpose
Jan. 9	F. W. Gross.....	6342	\$ 154.20.....	Military pay roll
Jan. 9	F. W. Gross.....	6343	111.54.....	Military pay roll
Jan. 9	F. W. Gross.....	6344	359.00.....	Military pay roll
Jan. 9	F. W. Gross.....	6345	440.00.....	Military pay roll
Jan. 9	F. W. Gross.....	6346	153.34.....	Military pay roll
Jan. 9	S. D. Crump.....	6347	2,500.00.....	Legal services
Jan. 9	Union Pacific R. R. Co.....	6348	29.08.....	Transportation
Jan. 9	Colo. Telephone Co.....	6349	72.30.....	Telephone services
Jan. 9	Colo. Trading & Trans. Co.....	6350	270.00.....	Horse hire
Jan. 9	Colo. Trading & Trans. Co.....	6351	221.60.....	Hay and oats
Jan. 9	Colo. Trading & Trans. Co.....	6352	680.00.....	Horse hire
Jan. 9	Cripple Creek Water Co.....	6353	34.15.....	Water
Jan. 9	Capt. Gael S. Hoag.....	6354	102.30.....	Services
Jan. 9	John Gregory	6355	48.00.....	Horse hire
Jan. 9	Midland Terminal Ry. Co.....	6356	53.24.....	Transportation
Jan. 9	Glauber Beer Co.....	6357	12.50.....	Merchandise
Jan. 9	Gold Belt Cons. Elec Co.....	6358	27.95.....	Lights
Jan. 9	J. R. Haskin.....	6359	21.00.....	Professional services
Jan. 9	Col. A. W. Hogle.....	6360	671.01.....	Services
Jan. 9	Cripple Creek Livery.....	6361	2.00.....	Carriage hire
Jan. 9	M. W. Skinner.....	6362	5.00.....	Five gallons coffee
Jan. 9	Raymond St. Clair.....	6363	142.00.....	Professional services
Jan. 9	Gen. Ben F. Klee.....	6364	1,137.75.....	Services
Jan. 9	Geo. McKenzie, M. D.....	6365	98.00.....	Professional services
Jan. 9	Miss Mary Hehn.....	6366	80.00.....	Meals
Jan. 9	Flint-Lomax El. & Mf. Co.....	6367	58.50.....	Supplies
Jan. 9	John H. Williams.....	6368	86.00.....	Supplies
Jan. 9	H. G. Moore Merc. Co.....	6369	205.35.....	Groceries
Jan. 9	City of Victor.....	6370	148.00.....	Water
Jan. 9	Central Drug Co.....	6371	34.85.....	Drugs
Jan. 9	Morrell Hdw. Co.....	6372	31.00.....	Supplies
Jan. 9	Sydney Moyle	6373	30.00.....	Merchandise
Jan. 9	A. W. Grant.....	6374	14.50.....	Services
Jan. 9	Denver Omnibus & Cab Co.....	6375	162.00.....	Hauling
Jan. 9	Louis Gregory	6376	100.00.....	Horse hire
Jan. 9	Fred Howey	6377	36.75.....	Board

STATEMENT

SHOWING ISSUE OF CERTIFICATES OF INDEBTEDNESS FOR TWO YEARS ENDING NOVEMBER 30, 1906—Continued.

Date 1905	To Whom Issued	No.	Amount	For What Purpose
Jan. 9	Colo. & So. Ry. Co.....	6378	17.64.....	Freight charges
Jan. 9	F. W. Gross.....	6379	40.00.....	Expenses
Jan. 9	W. Dearden	6380	2.30.....	Drugs
Jan. 9	Denver Omnibus & Cab Co..	6381	186.00.....	Horse hire
Jan. 9	Randall Priest	6382	9.00.....	Hauling
Jan. 9	Colo. Telephone Co.....	6383	2.35.....	Telephone
Jan. 9	Byer's Studio	6384	9.50.....	Photograph
Jan. 20	John Gregory	6385	146.00.....	Horse hire
May 12	R. O. Fairfax.....	6386	24.90.....	Freighting
May 12	Col. J. Elmer Johnston.....	6387	362.46.....	Services
June 7	Colo. & Southern Ry. Co....	6388	114.68.....	Transportation
July 20	Dan Keleher	6389	15.00.....	Colt revolver
July 20	Randall Priest.....	6390	18.00.....	Winchester rifle
1906				
Jan. 22	Harry Gale	6391	17.00.....	Gun
June 23	H. M. Libbey.....	6392	234.62.....	Services
Aug. 16	Ed. Arnold	6393	68.00.....	Horse hire
Aug. 22	Geo. L. Greer.....	6394	40.00.....	Horse hire
Aug. 22	Geo. L. Greer.....	6395	46.00.....	Horse hire
Aug. 22	Geo. L. Greer.....	6396	120.00.....	Horse hire
Aug. 22	Geo. L. Greer.....	6397	90.00.....	Horse hire
Sept. 7	*Geo. H. Libbey.....	6398	116.00.....	Horse hire
Sept. 7	*Denver Omnibus & Cab Co..	6399	406.00.....	Horse hire
Oct. 8	S. L. Chase.....	6400	34.00.....	Horse hire
Oct. 12	Bulkeley Wells	6401	120.00.....	Assigned certificate
Oct. 12	Jas. Boldauf	6402	60.00.....	Horse hire
Oct. 16	Frank Hossack	6403	60.00.....	Horse hire
Oct. 16	H. P. Spurlock.....	6404	240.00.....	Horse hire
Oct. 16	Andy Wiseman	6405	120.00.....	Horse hire
Oct. 16	Fay Gorham	6406	60.00.....	Horse hire
Oct. 16	F. G. Olwin.....	6407	60.00.....	Horse hire
Oct. 16	C. W. Howback.....	6408	60.00.....	Horse hire
Oct. 16	J. L. McHattan.....	6409	240.00.....	Horse hire
Oct. 16	C. W. Wolfenberger.....	6410	60.00.....	Horse hire
Oct. 16	Thomas Iles	6411	360.00.....	Horse hire
Oct. 16	A. H. Adams.....	6412	60.00.....	Horse hire
Oct. 16	Geo. F. Bloomfield.....	6413	120.00.....	Horse hire

STATEMENT

SHOWING ISSUE OF CERTIFICATES OF INDEBTEDNESS FOR TWO YEARS ENDING NOVEMBER 30, 1906—Continued.

Date 1906	To Whom Issued	No.	Amount	For What Purpose
Oct. 16	Emmit Williams	6414	60.00.....	Horse hire
Oct. 16	Lige Salman	6415	120.00.....	Horse hire
Oct. 16	F. N. JoHautzen.....	6416	120.00.....	Horse hire
Oct. 16	F. A. Nichols.....	6417	120.00.....	Horse hire
Oct. 16	Jim Henry	6418	30.00.....	Horse hire
Oct. 16	Albert Godfritzer	6419	60.00.....	Horse hire
Oct. 16	William Wear	6420	60.00.....	Horse hire
Oct. 16	S. E. Wolcott.....	6421	60.00.....	Horse hire
Oct. 16	S. E. Moyle.....	6422	180.00.....	Horse hire
Oct. 16	E. Martin	6423	60.00.....	Horse hire
Oct. 16	E. J. Paxman.....	6424	60.00.....	Horse hire
Oct. 16	H. S. Harp.....	6425	60.00.....	Horse hire
Oct. 16	H. F. Keel.....	6426	60.00.....	Horse hire
Oct. 16	Jim Kilduff	6427	60.00.....	Horse hire
Oct. 16	Buster Rector	6428	60.00.....	Horse hire
Oct. 16	M. O. Walden.....	6429	60.00.....	Horse hire
Oct. 16	Geo. E. Aicher.....	6430	60.00.....	Horse hire
Oct. 16	R. A. Went.....	6431	120.00.....	Horse hire
Oct. 16	W. F. Steel.....	6432	42.00.....	Horse hire
Oct. 16	Ernest Oldland	6433	60.00.....	Horse hire
Oct. 16	Jas. Boldauf	6434	8.00.....	Horse hire
Oct. 16	Frank Hossack	6435	30.00.....	Horse hire
Oct. 16	H. P. Spurlock.....	6436	150.00.....	Horse hire
Oct. 16	Andy Wiseman	6437	38.00.....	Horse hire
Oct. 16	Fay Gorham	6438	30.00.....	Horse hire
Oct. 16	C. W. Howback.....	6439	30.00.....	Horse hire
Oct. 16	J. L. McHattan.....	6440	150.00.....	Horse hire
Oct. 16	C. W. Wolfenberger.....	6441	8.00.....	Horse hire
Oct. 16	Thomas Iles	6442	196.00.....	Horse hire
Oct. 16	A. H. Adams.....	6443	30.00.....	Horse hire
Oct. 16	Geo. E. Bloomfield.....	6444	120.00.....	Horse hire
Oct. 16	Emmit Williams	6445	60.00.....	Horse hire
Oct. 16	Ernest Oldland	6446	60.00.....	Horse hire
Oct. 16	Lige Salman	6447	120.00.....	Horse hire
Oct. 16	F. N. JoHautzen.....	6448	120.00.....	Horse hire
Oct. 16	F. A. Nichols.....	6449	38.00.....	Horse hire
Oct. 16	Albert Godfritzer	6450	30.00.....	Horse hire

STATEMENT

SHOWING ISSUE OF CERTIFICATES OF INDEBTEDNESS FOR TWO YEARS ENDING NOVEMBER 30, 1906—Continued.

Date 1906	To Whom Issued	No.	Amount	For What Purpose
Oct. 16	Willie Wear	6451	8.00.....	Horse hire
Oct. 16	S. E. Wolcott.....	6452	60.00.....	Horse hire
Oct. 16	S. E. Moyle.....	6453	180.00.....	Horse hire
Oct. 16	E. Martin	6454	8.00.....	Horse hire
Oct. 16	E. J. Paxman.....	6455	8.00.....	Horse hire
Oct. 16	H. S. Harp.....	6456	30.00.....	Horse hire
Oct. 16	H. F. Keel.....	6457	30.00.....	Horse hire
Oct. 16	James Kilduff	6458	30.00.....	Horse hire
Oct. 16	Buster Rector	6459	8.00.....	Horse hire
Oct. 16	M. O. Walden.....	6460	8.00.....	Horse hire
Oct. 16	Geo. E. Aicher.....	6461	60.00.....	Horse hire
Oct. 16	R. A. Went.....	6462	30.00.....	Horse hire
Oct. 16	W. F. Steel.....	6463	30.00.....	Horse hire
Oct. 16	T. G. Olwin.....	6464	60.00.....	Horse hire
Oct. 16	H. P. Spurlock.....	6465	49.00.....	Horse hire
Oct. 16	J. L. McHatton.....	6466	3.00.....	Horse hire
Oct. 16	Thomas Iles	6467	6.00.....	Horse hire
Oct. 16	Geo. F. Bloomfield.....	6468	46.00.....	Horse hire
Oct. 16	Emmit Williams	6469	3.00.....	Horse hire
Oct. 16	Ernest Oldland	6470	3.00.....	Horse hire
Oct. 16	Lige Salman	6471	6.00.....	Horse hire
Oct. 16	F. N. JoHautzen	6472	46.00.....	Horse hire
Oct. 16	Albert Suter	6473	23.00.....	Horse hire
Oct. 16	S. E. Moyle.....	6474	29.00.....	Horse hire
Oct. 16	Geo. E. Aicher.....	6475	23.00.....	Horse hire
Oct. 16	T. G. Olwin.....	6476	23.00.....	Horse hire
Oct. 16	R. A. Went.....	6477	3.00.....	Horse hire
Oct. 16	C. W. Howback.....	6478	40.00.....	Horse hire
Oct. 16	Chas. Graves	6479	40.00.....	Horse hire
Oct. 16	G. W. Stone.....	6480	40.00.....	Horse hire
Oct. 16	G. M. Lord.....	6481	120.00.....	Horse hire
Oct. 16	Vern Berdick	6482	40.00.....	Horse hire
Oct. 16	A. L. Ellison.....	6483	200.00.....	Horse hire
Oct. 16	M. O. Walden.....	6484	160.00.....	Horse hire
Oct. 16	H. P. Spurlock.....	6485	80.00.....	Horse hire
Oct. 16	B. L. Nichols.....	6486	40.00.....	Horse hire

STATEMENT

SHOWING ISSUE OF CERTIFICATES OF INDEBTEDNESS FOR TWO YEARS ENDING NOVEMBER 30, 1906—Concluded.

Date 1906	To Whom Issued	No.	Amount	For What Purpose
Oct. 16	J. H. Colthorp.....	6487	40.00.....	Horse hire
Oct. 16	Albert Suter	6488	40.00.....	Horse hire
Oct. 16	Chas. Bloomfield	6489	80.00.....	Horse hire
Oct. 16	R. Oldland	6490	200.00.....	Horse hire
Oct. 16	T. G. Olwin.....	6491	40.00.....	Horse hire
Oct. 16	A. H. Adams.....	6492	40.00.....	Horse hire
Oct. 16	C. R. Leman.....	6493	40.00.....	Horse hire
Oct. 16	R. A. Went.....	6494	40.00.....	Horse hire
Oct. 16	O. P. Y. Burch.....	6495	40.00.....	Horse hire
Oct. 16	Peter Colvin	6496	40.00.....	Horse hire
Oct. 16	R. L. Hendrum.....	6497	60.00.....	Horse hire
Oct. 16	Chas. Trew	6498	60.00.....	Horse hire
Oct. 16	R. L. Hendrum.....	6499	8.00.....	Horse hire
Oct. 16	Geo. Hooper	6500	160.00.....	Horse hire
Oct. 16	W. G. Shoup.....	6501	40.00.....	Horse hire
Oct. 16	Chas. True or B. Wells.....	6502	80.00.....	Horse hire
Oct. 16	Andy Wiseman	6503	40.00.....	Horse hire
Oct. 16	John Crook	6504	40.00.....	Horse hire
Nov. 9	*Denver City Troop.....	6505	1,508.00.....	Horse hire
Nov. 9	*W. A. Spangler.....	6506	232.00.....	Horse hire
Nov. 9	*Martha B. Pike.....	6507	522.00.....	Horse hire
Nov. 9	*J. W. Lane.....	6508	58.00.....	Horse hire
Nov. 9	*J. P. Wilcox.....	6509	58.00.....	Horse hire
Nov. 9	*E. O. Russell.....	6510	58.00.....	Horse hire
Nov. 9	*K. E. Linderfelt.....	6511	116.00.....	Horse hire
Nov. 9	*R. W. McLeod.....	6512	58.00.....	Horse hire
Total			\$ 20,073.36	

*Issued in lieu of Certificate No. 4964.

Certificates 6401 to 6504, inclusive, are issued in lieu of Certificates 4963, 5297, 5551 and 5914.

OUTSTANDING CERTIFICATES OF INDEBTEDNESS NOVEMBER 30, 1906.

Fugitive Apprehension Fund.....	\$ 1,108.95
Land Commissioner's Fund.....	22.00
Penitentiary Fund	300.10
Printing Fund	1,759.24
Insane Asylum Cottage.....	1,627.15
Ute Indian War expense.....	10.50
Leadville Riots Fund.....	136.69
Dairy Commissioner's Fund.....	270.00
Stock Indemnity Fund.....	348.00
Railroad Commissioner's Fund.....	1,720.00
Coal Mine Inspector's Fund.....	834.17
Supreme Court Docket Fund.....	400.00
Cripple Creek Riots Fund.....	277.91
Judge Criminal Court Salary.....	1,211.08
Court of Inquiry Fund.....	54.55
Game and Fish Wardens Deputies Fund.....	916.65
Inspector Metalliferous Mines Assistant Mileage.....	151.80
State Board of Medical Examiner's Fund.....	1,867.00
Lake City Riots Fund.....	8,761.57
Ute War Claim Fund.....	133.82
Cripple Creek District Riots Fund.....	411,778.99
Telluride District Riots Fund.....	200,340.47
Trinidad District Riots Fund.....	114,067.81
Colorado City Riots Fund.....	22,788.96
Total	\$770,787.41

STATEMENT.

SHOWING REDEMPTION AND OUTSTANDING CERTIFICATES OF INDEBTEDNESS FOR THE TWO FISCAL YEARS ENDING NOVEMBER 30, 1906.

Certificates of indebtedness outstanding November 30, 1904.....	\$761,514.33
Certificates of indebtedness issued during two years ending November 30, 1906.....	20,073.36
Certificates of indebtedness cancelled during two years ending November 30, 1906.....	\$ 10,800.28
Certificates of indebtedness outstanding November 30, 1906....	<u>770,787.41</u>
	\$781,587.69
	<u>\$781,587.69</u>

STATEMENTS

SHOWING

Delinquent Tax Levy Balances Due the State from the Several Counties, on All Funds, June 30, 1906.

Additional Assessments and Increases on Tax Levies of All Funds for Two Years ending June 30, 1906, as Reported on County Clerks' Semi-Annual Statements.

Rebates, Decreases in Assessment, and Taxes Declared Unavailable on Tax Levies of All Funds, for Two Years Ending June 30, 1906, as Reported on County Clerks' Semi-Annual Statements.

STATEMENT

SHOWING DELINQUENT TAX LEVY BALANCES DUE THE STATE FROM THE SEVERAL COUNTIES ON ALL FUNDS, JUNE 30, 1906.

Table with columns: COUNTY, General Revenue, Mute and Blind, Agricultural College, School of Mines, Normal School, University, Insane Asylum, Stock Inspection, Ute Debt, Capitol Bldg, Interest on Capitol Bldg Bonds, Military, Interest on Capitol Bldg Bonds, Universal Special, Capitol Bldg and Interest on Capitol Bldg Bonds, Interest on Insurrection Bonds, Spanish-American War, Insurrection Bonds Sinking, Usual Deficiency Bonds Sinking, Total, COUNTY, and an unnumbered column. Rows list 59 counties and summary totals.

Year	Month	Amount	Particulars
1870	Jan	100.00	...
1870	Feb	100.00	...
1870	Mar	100.00	...
1870	Apr	100.00	...
1870	May	100.00	...
1870	Jun	100.00	...
1870	Jul	100.00	...
1870	Aug	100.00	...
1870	Sep	100.00	...
1870	Oct	100.00	...
1870	Nov	100.00	...
1870	Dec	100.00	...
1871	Jan	100.00	...
1871	Feb	100.00	...
1871	Mar	100.00	...
1871	Apr	100.00	...
1871	May	100.00	...
1871	Jun	100.00	...
1871	Jul	100.00	...
1871	Aug	100.00	...
1871	Sep	100.00	...
1871	Oct	100.00	...
1871	Nov	100.00	...
1871	Dec	100.00	...
1872	Jan	100.00	...
1872	Feb	100.00	...
1872	Mar	100.00	...
1872	Apr	100.00	...
1872	May	100.00	...
1872	Jun	100.00	...
1872	Jul	100.00	...
1872	Aug	100.00	...
1872	Sep	100.00	...
1872	Oct	100.00	...
1872	Nov	100.00	...
1872	Dec	100.00	...
1873	Jan	100.00	...
1873	Feb	100.00	...
1873	Mar	100.00	...
1873	Apr	100.00	...
1873	May	100.00	...
1873	Jun	100.00	...
1873	Jul	100.00	...
1873	Aug	100.00	...
1873	Sep	100.00	...
1873	Oct	100.00	...
1873	Nov	100.00	...
1873	Dec	100.00	...
1874	Jan	100.00	...
1874	Feb	100.00	...
1874	Mar	100.00	...
1874	Apr	100.00	...
1874	May	100.00	...
1874	Jun	100.00	...
1874	Jul	100.00	...
1874	Aug	100.00	...
1874	Sep	100.00	...
1874	Oct	100.00	...
1874	Nov	100.00	...
1874	Dec	100.00	...
1875	Jan	100.00	...
1875	Feb	100.00	...
1875	Mar	100.00	...
1875	Apr	100.00	...
1875	May	100.00	...
1875	Jun	100.00	...
1875	Jul	100.00	...
1875	Aug	100.00	...
1875	Sep	100.00	...
1875	Oct	100.00	...
1875	Nov	100.00	...
1875	Dec	100.00	...

STATEMENT

SHOWING THE ADDITIONAL ASSESSMENTS AND INCREASES ON ALL TAX LEVIES OF ALL FUNDS FOR TWO YEARS ENDING JUNE 30, 1906, AS REPORTED ON COUNTY CLERKS' SEMI-ANNUAL STATEMENTS.

COUNTIES	General Revenue	Mute and Blind	Agricultural College	School of Mines	Normal School	Unlversity	Insane Asylum	Stock Inspection	Ute War Debt	Capitol Building	Interest on Capitol Building Bonds	Military	Unlversity Special	Capitol Building and Interest on Capitol Bonds	Interest on Insurrection Bonds	Capitol Building Fund—Sinking	Spanish-American War Fund	Insurrection Bonds—Sinking	Casual Delinquency Bonds—Sinking	Totals	COUNTIES	
1 Adams	\$ 672.96	\$ 75.19	\$ 75.28	\$ 75.28	\$ 75.28	\$ 150.57	\$ 75.28	\$ 25.10	\$ 34.00	\$ 188.22	\$119.00	\$ 1,596.35	Adams 1	
2 Arapahoe	2.00	2.00	Arapahoe 2	
3 Archuleta	227.00	26.23	26.23	26.23	26.23	52.48	26.23	8.75	13.00	65.04	37.82	\$.58	\$.77	531.76	Archuleta 3	
4 Baca	30.20	2.97	2.97	2.97	2.97	6.02	3.96	.9407	.02	1.00	.01	7.33	.28	2.7238	.50	41.31	Baca 4	
5 Bent	32.78	7.62	7.57	7.58	6.79	7.73	7.43	2.68	2.19	.81	3.00	15.85	3.34	5.98	1.48	113.63	Bent 5	
6 Boulder	187.58	20.12	20.09	20.09	19.84	35.27	20.50	8.51	2.08	72.50	42.61	.64	22.35	477.33	Boulder 6	
7 Chaffee	62.93	7.20	7.20	7.20	7.19	14.39	7.19	2.41	17.99	6.00	1.80	2.40	143.00	Chaffee 7	
8 Cheyenne380139	Cheyenne 8	
9 Clear Creek	15.44	1.42	1.39	1.39	1.17	1.54	1.53	.4808	3.82	.17	31.25	Clear Creek 9	
10 Conejos	215.36	20.65	20.65	20.65	20.66	20.66	20.66	6.89	525.50	51.67	10.33	15.57	953.28	Conejos 10	
11 Costilla	Costilla 11	
12 Custer	7.28	.82	.82	.82	.81	1.39	.81	.27	5.00	2.04	.08	1.6211	.19	21.41	Custer 12	
13 Delta	6.29	.51	.49	.49	.41	.54	.54	.1042	.11	4.0084	.16	14.33	Delta 13	
14 Denver	629.85	67.18	63.59	63.59	63.04	162.67	67.18	18.81	13.50	2,735.00	88.03	56.84	3,909.94	Denver 14	
15 Dolores05	.0308	Dolores 15	
16 Douglas	78	.07	.07	.07	.06	.08	.08	.0319	.06	82.50	83.99	Douglas 16	
17 Eagle	15.04	1.73	1.73	1.73	1.73	3.45	1.73	.57	15.00	4.31	1.4444	.57	49.17	Eagle 17	
18 Elbert	Elbert 18	
19 El Paso	81.34	8.54	8.54	8.54	8.54	16.93	8.54	2.80	409.00	21.33	.13	13.98	587.80	El Paso 19	
20 Fremont	161.80	15.14	14.63	14.63	14.08	22.58	15.92	4.86	21.15	6.00	4.00	17.10	10.1107	.60	322.22	Fremont 20	
21 Garfield	19.76	2.27	2.25	2.22	2.22	4.25	2.25	.8639	.14	3.00	.05	5.20	2.7021	.27	48.04	Garfield 21	
22 Gilpin	Gilpin 22	
23 Grand	254.72	3.28	3.41	3.43	3.45	6.93	3.41	1.20	18.27	16.22	311.32	Grand 23	
24 Gunnison	6.24	.63	.59	.59	.54	.67	.66	.15	1.08	.273208	12.62	Gunnison 24	
25 Hinsdale	Hinsdale 25	
26 Huernano	1.27	.36	.36	.36	.33	.37	.37	.1108	.02	1.002502	7.70	Huerfano 26	
27 Jefferson	Jefferson 27	
28 Kiowa	11.00	Kiowa 28
29 Kit Carson	Kit Carson 29	
30 Lake	51.22	6.12	6.12	6.11	6.11	12.24	6.12	2.05	15.30	9.50	.50	.36	.18	122.93	Lake 30	
31 La Plata	La Plata 31	
32 Larimer	29.15	3.47	3.47	3.47	3.47	6.94	3.47	1.15	3.00	.03	8.68	6.12	72.42	Larimer 32	
33 Las Animas	Las Animas 33	
34 Lincoln03	21.50	21.53	Lincoln 34	
35 Logan	Logan 35	
36 Moso	61.51	7.02	6.76	6.76	6.85	12.25	6.76	2.0608	52.00	16.25	.27	7.68	.12	.53	.70	188.12	Moso 36	
37 Mineral	28.37	2.57	2.54	2.54	2.12	2.61	2.61	.70	2.95	.94	114.20	.01	3.39	.68	166.86	Mineral 37	
38 Montrose	90.50	.72	.68	.68	.59	.73	.72	.2205	.05	2.00	1.29	.13	90.67	Montrose 38	
39 Montezuma	118.84	10.58	10.78	10.79	8.81	13.31	11.41	3.19	12.58	4.04	69.50	15.12	4.02	6.56	.18	.67	.60	301.40	Montezuma 39	
40 Morgan	8.35	.96	.96	.96	.96	1.96	.96	.32	191.50	2.43	1.46	210.82	Morgan 40	
41 Otero	230.15	26.53	26.53	26.53	26.53	53.05	26.53	8.84	33.26	66.33	37.7679	1.06	563.88	Otero 41	
42 Ouray	163.86	12.75	12.55	12.55	11.72	13.04	13.04	4.08	.71	20.42	5.87	16.00	.32	14.48	2.82	1.50	295.94	Ouray 42	
43 Park	27.77	3.15	3.15	3.15	3.15	6.21	3.15	1.03	3.00	7.87	.64	2.5576	1.02	65.00	Park 43	
44 Phillips	393.65	27.37	26.65	26.64	24.85	28.38	28.33	7.21	31.40	7.58	29.86	.54	37.26	3.51	17.92	632.25	Phillips 44	
45 Pitkin	272.00	272.00	Pitkin 45	
46 Prowers	312.56	34.29	34.65	34.63	34.46	34.99	34.85	6.30	3.51	1.08	1.77	.05	82.96	16.40	43.06	.43	676.24	Prowers 46	
47 Pueblo	772.52	88.62	88.62	88.62	88.62	176.05	88.62	29.4736	.12	422.00	221.28	.20	81.70	19.13	26.53	2,190.98	Pueblo 47	
48 Rio Blanco	12.50	12.50	Rio Blanco 48	
49 Rio Grande	7.97	.74	.29	.29	.23	.29	.29	.0669	.0505	.0145	11.41	Rio Grande 49	
50 Routt	87.90	7.80	7.69	7.69	7.61	7.69	8.19	2.58	6.28	2.02	7.50	.37	13.96	2.38	5.18	1.20	179.64	Routt 50	
51 Sagunche	19.08	2.25	2.26	2.26	2.26	4.46	2.27	.77	1.00	5.05	4.03	46.34	Saguache 51	
52 San Juan	323.82	25.33	24.81	24.79	23.41	28.18	28.25	8.19	68.55	1.81	.08	550.50	San Juan 52	
53 San Miguel	1,001.98	123.15	123.15	123.15	123.15	246.31	123.15	41.66	1.19	.26	4.00	367.89	233.79	2.65	3.51	2,468.41	San Miguel 53	
54 Sedgwick	Sedgwick 54	
55 Summit	77.40	4.80	6.75	6.76	6.81	6.91	6.89	2.01	5.51	1.70	30.00	11.60	.23	.33	176.80	Summit 55	
56 Teller	138.81	15.16	15.17	15.17	15.18	23.29	15.47	4.29	128.00	38.71	3.24	25.80	2.08	442.86	Teller 56	
57 Washington	16.53	6.30	6.30	6.30	6.30	11.66	6.30	12.51	15.22	1.98	13.08	133.18	Washington 57	
58 Weld	287.58	33.04	33.06	33.06	33.06	66.12	33.06	11.02	35.00	82.61	38.27	1.13	5.96	626.26	Weld 58	
59 Yuma	34.91	3.22	3.22	3.22	3.22	6.44	3.22	.97	1.16	.32	19.00	6.70	.70	1.86	86.51	Yuma 59	
Totals	\$4,890.56	\$710.58	\$701.31	\$701.10	\$624.71	\$1,210.82	\$717.79	\$227.48	\$5.56	\$121.05	\$61.37	\$5,384.47	\$1.51	\$1,507.18	\$56							

Account No.	Account Name	Balance	Statement	Comments
101	Current	100.00	10/20/18	
102	Current	150.00	10/20/18	
103	Current	200.00	10/20/18	
104	Current	250.00	10/20/18	
105	Current	300.00	10/20/18	
106	Current	350.00	10/20/18	
107	Current	400.00	10/20/18	
108	Current	450.00	10/20/18	
109	Current	500.00	10/20/18	
110	Current	550.00	10/20/18	
111	Current	600.00	10/20/18	
112	Current	650.00	10/20/18	
113	Current	700.00	10/20/18	
114	Current	750.00	10/20/18	
115	Current	800.00	10/20/18	
116	Current	850.00	10/20/18	
117	Current	900.00	10/20/18	
118	Current	950.00	10/20/18	
119	Current	1000.00	10/20/18	
120	Current	1050.00	10/20/18	
121	Current	1100.00	10/20/18	
122	Current	1150.00	10/20/18	
123	Current	1200.00	10/20/18	
124	Current	1250.00	10/20/18	
125	Current	1300.00	10/20/18	
126	Current	1350.00	10/20/18	
127	Current	1400.00	10/20/18	
128	Current	1450.00	10/20/18	
129	Current	1500.00	10/20/18	
130	Current	1550.00	10/20/18	
131	Current	1600.00	10/20/18	
132	Current	1650.00	10/20/18	
133	Current	1700.00	10/20/18	
134	Current	1750.00	10/20/18	
135	Current	1800.00	10/20/18	
136	Current	1850.00	10/20/18	
137	Current	1900.00	10/20/18	
138	Current	1950.00	10/20/18	
139	Current	2000.00	10/20/18	
140	Current	2050.00	10/20/18	
141	Current	2100.00	10/20/18	
142	Current	2150.00	10/20/18	
143	Current	2200.00	10/20/18	
144	Current	2250.00	10/20/18	
145	Current	2300.00	10/20/18	
146	Current	2350.00	10/20/18	
147	Current	2400.00	10/20/18	
148	Current	2450.00	10/20/18	
149	Current	2500.00	10/20/18	
150	Current	2550.00	10/20/18	
151	Current	2600.00	10/20/18	
152	Current	2650.00	10/20/18	
153	Current	2700.00	10/20/18	
154	Current	2750.00	10/20/18	
155	Current	2800.00	10/20/18	
156	Current	2850.00	10/20/18	
157	Current	2900.00	10/20/18	
158	Current	2950.00	10/20/18	
159	Current	3000.00	10/20/18	
160	Current	3050.00	10/20/18	
161	Current	3100.00	10/20/18	
162	Current	3150.00	10/20/18	
163	Current	3200.00	10/20/18	
164	Current	3250.00	10/20/18	
165	Current	3300.00	10/20/18	
166	Current	3350.00	10/20/18	
167	Current	3400.00	10/20/18	
168	Current	3450.00	10/20/18	
169	Current	3500.00	10/20/18	
170	Current	3550.00	10/20/18	
171	Current	3600.00	10/20/18	
172	Current	3650.00	10/20/18	
173	Current	3700.00	10/20/18	
174	Current	3750.00	10/20/18	
175	Current	3800.00	10/20/18	
176	Current	3850.00	10/20/18	
177	Current	3900.00	10/20/18	
178	Current	3950.00	10/20/18	
179	Current	4000.00	10/20/18	
180	Current	4050.00	10/20/18	
181	Current	4100.00	10/20/18	
182	Current	4150.00	10/20/18	
183	Current	4200.00	10/20/18	
184	Current	4250.00	10/20/18	
185	Current	4300.00	10/20/18	
186	Current	4350.00	10/20/18	
187	Current	4400.00	10/20/18	
188	Current	4450.00	10/20/18	
189	Current	4500.00	10/20/18	
190	Current	4550.00	10/20/18	
191	Current	4600.00	10/20/18	
192	Current	4650.00	10/20/18	
193	Current	4700.00	10/20/18	
194	Current	4750.00	10/20/18	
195	Current	4800.00	10/20/18	
196	Current	4850.00	10/20/18	
197	Current	4900.00	10/20/18	
198	Current	4950.00	10/20/18	
199	Current	5000.00	10/20/18	
200	Current	5050.00	10/20/18	
201	Current	5100.00	10/20/18	
202	Current	5150.00	10/20/18	
203	Current	5200.00	10/20/18	
204	Current	5250.00	10/20/18	
205	Current	5300.00	10/20/18	
206	Current	5350.00	10/20/18	
207	Current	5400.00	10/20/18	
208	Current	5450.00	10/20/18	
209	Current	5500.00	10/20/18	
210	Current	5550.00	10/20/18	
211	Current	5600.00	10/20/18	
212	Current	5650.00	10/20/18	
213	Current	5700.00	10/20/18	
214	Current	5750.00	10/20/18	
215	Current	5800.00	10/20/18	
216	Current	5850.00	10/20/18	
217	Current	5900.00	10/20/18	
218	Current	5950.00	10/20/18	
219	Current	6000.00	10/20/18	
220	Current	6050.00	10/20/18	
221	Current	6100.00	10/20/18	
222	Current	6150.00	10/20/18	
223	Current	6200.00	10/20/18	
224	Current	6250.00	10/20/18	
225	Current	6300.00	10/20/18	
226	Current	6350.00	10/20/18	
227	Current	6400.00	10/20/18	
228	Current	6450.00	10/20/18	
229	Current	6500.00	10/20/18	
230	Current	6550.00	10/20/18	
231	Current	6600.00	10/20/18	
232	Current	6650.00	10/20/18	
233	Current	6700.00	10/20/18	
234	Current	6750.00	10/20/18	
235	Current	6800.00	10/20/18	
236	Current	6850.00	10/20/18	
237	Current	6900.00	10/20/18	
238	Current	6950.00	10/20/18	
239	Current	7000.00	10/20/18	
240	Current	7050.00	10/20/18	
241	Current	7100.00	10/20/18	
242	Current	7150.00	10/20/18	
243	Current	7200.00	10/20/18	
244	Current	7250.00	10/20/18	
245	Current	7300.00	10/20/18	
246	Current	7350.00	10/20/18	
247	Current	7400.00	10/20/18	
248	Current	7450.00	10/20/18	
249	Current	7500.00	10/20/18	
250	Current	7550.00	10/20/18	
251	Current	7600.00	10/20/18	
252	Current	7650.00	10/20/18	
253	Current	7700.00	10/20/18	
254	Current	7750.00	10/20/18	
255	Current	7800.00	10/20/18	
256	Current	7850.00	10/20/18	
257	Current	7900.00	10/20/18	
258	Current	7950.00	10/20/18	
259	Current	8000.00	10/20/18	
260	Current	8050.00	10/20/18	
261	Current	8100.00	10/20/18	
262	Current	8150.00	10/20/18	
263	Current	8200.00	10/20/18	
264	Current	8250.00	10/20/18	
265	Current	8300.00	10/20/18	
266	Current	8350.00	10/20/18	
267	Current	8400.00	10/20/18	
268	Current	8450.00	10/20/18	
269	Current	8500.00	10/20/18	
270	Current	8550.00	10/20/18	
271	Current	8600.00	10/20/18	
272	Current	8650.00	10/20/18	
273	Current	8700.00	10/20/18	
274	Current	8750.00	10/20/18	
275	Current	8800.00	10/20/18	
276	Current	8850.00	10/20/18	
277	Current	8900.00	10/20/18	
278	Current	8950.00	10/20/18	
279	Current	9000.00	10/20/18	
280	Current	9050.00	10/20/18	
281	Current	9100.00	10/20/18	
282	Current	9150.00	10/20/18	
283	Current	9200.00	10/20/18	
284	Current	9250.00	10/20/18	
285	Current	9300.00	10/20/18	
286	Current	9350.00	10/20/18	
287	Current	9400.00	10/20/18	
288	Current	9450.00	10/20/18	
289	Current	9500.00	10/20/18	
290	Current	9550.00	10/20/18	
291	Current	9600.00	10/20/18	
292	Current	9650.00	10/20/18	
293	Current	9700.00	10/20/18	
294	Current	9750.00	10/20/18	
295	Current	9800.00	10/20/18	
296	Current	9850.00	10/20/18	
297	Current	9900.00	10/20/18	
298	Current	9950.00	10/20/18	
299	Current	10000.00	10/20/18	
300	Current	10050.00	10/20/18	

STATEMENT

SHOWING REBATES, DECREASES IN ASSESSMENTS AND TAXES DECLARED UNAVAILABLE ON TAX LEVIES OF ALL FUNDS FOR TWO YEARS ENDING JUNE 30, 1906, AS REPORTED ON COUNTY CLERKS' SEMI-ANNUAL STATEMENTS

COUNTIES	General Revenue	Mine and Blind	Agricultural College	School of Mines	Normal School	University	Insane Asylum	Stock Inspection	Ute War Debt	Building Capitol	Interest on Capitol Building	Military	University Special	Capitol Building and Interest on Capitol Bonds	Interest on Insurrection Bonds	Capitol Building Bond Sinking	Spanish-American War	Insurrection Bonds Sinking	Casual Delinquency	Total	COUNTIES
1 Adams	\$ 58.10	\$ 5.23	\$ 5.23	\$ 5.21	\$ 5.24	\$ 34.08	\$ 5.24	\$ 3.77	\$ 217.00	\$ 13.00	\$ 10.04	\$ 402.23	Adams 1
2 Arapahoe	85.03	9.71	9.71	9.71	9.71	19.41	9.71	3.24	24.29	8.09	\$ 2.43	\$ 3.21	194.30	Arapahoe 2
3 Archuleta	17.00	17.00	Archuleta 3
4 Baca	218.73	21.89	21.89	21.89	18.29	21.89	21.89	5.22	\$ 32.80	\$ 10.95	21.00	55.00	\$ 11.67	516.17	Baca 4
5 Bent	123.79	37.76	36.95	36.92	31.76	37.92	37.90	5.67	14.92	465.50	95.94	9.00	1.58	1,238.61	Bent 5
6 Boulder	749.22	67.87	47.86	67.85	51.80	74.71	67.89	19.67	\$9.06	.80	.14	734.00	131.44	30.90	10.13	1.66	2.22	2,084.29	Boulder 6
7 Chaffee	432.06	44.27	11.21	41.20	42.86	64.00	44.18	9.6908	148.50	109.96	11.84	59.50	11	1,016.70	Chaffee 7
8 Cheyenne	21.56	1.89	1.89	1.91	1.58	1.59	1.89	.33	23.00	4.05	.93	61.52	Cheyenne 8
9 Clear Creek	334.80	31.31	31.31	31.31	29.10	31.31	29.10	10.15	391.50	78.20	17.00	14.2633	.43	1,039.34	Clear Creek 9
10 Conejos	1,274.12	128.76	128.76	128.76	131.26	139.73	128.76	42.38	2,204.00	321.72	61.94	70.03	78.09	4,931.31	Conejos 10
11 Costilla	821.13	80.19	79.97	79.98	65.62	79.93	80.17	19.09	95.41	30.76	625.50	110.70	40.28	2,337.65	Costilla 11
12 Custer	214.16	22.90	22.92	22.93	22.26	25.92	22.93	7.57	286.50	56.72	5.95	23.27	4.51	.86	1.14	759.64	Custer 12
13 Delta	116.95	9.52	9.46	9.42	8.40	9.43	9.36	3.12	164.50	21.63	4.68	2.63	3.40	361.52	Delta 13
14 Denver	26,617.20	2,553.40	2,553.40	2,553.42	2,341.70	3,162.78	2,226.74	746.75	183.96	8,689.50	5,843.68	\$61.45	1,365.54	523.98	45.68	60.92	60,350.13	Denver 14
15 Dolores	1,669.20	91.08	97.06	97.15	105.53	105.53	96.59	27.53	139.50	249.01	81.22	33.73	27.22	2,197.75	Dolores 15
16 Douglas	367.51	36.05	36.04	36.01	33.98	47.21	36.09	11.28	1.00	58.24	12.99	25.22	12.99	.49	.55	715.78	Douglas 16
17 Eagle	183.37	16.09	16.08	16.09	13.39	16.08	16.07	3.69	36.00	13.20	313.50	44.56	2.38	690.50	Eagle 17
18 Elbert	283.45	17.07	17.06	17.05	15.64	17.05	17.05	5.92	564.50	34.74	7.27	5.42	7.15	1,009.96	Elbert 18
19 El Paso	1,325.85	137.34	137.34	137.34	134.70	187.93	137.35	41.47	800.00	343.25	32.02	165.63	.75	3,580.97	El Paso 19
20 Fremont	236.92	22.10	22.10	22.10	19.24	27.26	22.12	7.42	1,339.00	2.18	7.94	14	.19	1,728.71	Fremont 20
21 Garfield	268.42	27.65	27.06	27.11	25.51	38.40	27.14	6.89	26.00	65.51	7.02	25.54	1.11	1.50	577.26	Garfield 21
22 Gilpin	601.15	52.70	52.70	52.71	43.76	52.71	52.73	13.44	151.50	131.86	26.27	1,561.53	Gilpin 22
23 Grand	93.61	8.61	8.61	8.61	10.83	8.62	8.61	3.46	28.50	24.10	5.70	209.26	Grand 23
24 Gunnison	1,074.80	88.27	88.31	88.29	73.47	91.58	88.22	25.33	916.00	239.23	62.70	4.5209	.19	2,821.01	Gunnison 24
25 Hinsdale	113.56	13.04	13.07	13.07	10.82	13.07	13.05	2.70	215.50	33.00	6.33	487.27	Hinsdale 25
26 Huerfano	794.32	70.09	70.09	70.09	58.71	72.17	70.09	17.09	1,048.50	175.19	33.94	2.2836	.18	2,484.12	Huerfano 26
27 Jefferson	821.15	105.73	105.73	105.73	87.48	105.73	105.73	26.56	15.66	827.50	264.27	55.17	2,627.04	Jefferson 27
28 Kiowa	642.47	48.68	48.65	48.66	41.29	53.77	48.66	12.20	38.00	122.47	21.74	6.0063	.54	1,034.06	Kiowa 28
29 Kit Carson	503.55	43.87	43.85	43.89	36.74	43.91	43.93	9.71	168.50	110.32	7.38	1,625.98	Kit Carson 29
30 Lake	1,234.81	117.21	117.28	117.30	105.47	154.69	117.32	31.80	1,693.00	592.63	38.31	75.33	.37	1.61	4,007.61	Lake 30
31 La Plata	283.33	25.83	25.85	25.78	21.59	25.83	25.85	6.43	646.00	64.72	14.38	1,165.60	La Plata 31
32 Larimer	440.68	47.72	47.72	47.72	45.78	79.07	47.72	14.06	301.00	119.18	7.32	64.82	.02	1,362.31	Larimer 32
33 Las Animas	1,612.29	169.86	169.86	169.86	138.12	182.23	169.38	41.42	308.77	102.90	3,266.00	303.41	48.16	43.0261	.51	6,689.60	Las Animas 33
34 Lincoln	34.13	2.77	2.79	2.78	2.10	2.80	2.81	.47	55.50	7.15	1.21	114.61	Lincoln 34
35 Logan	329.54	28.48	25.80	25.80	23.71	28.49	28.48	6.81	63.11	18.30	265.85	815.37	Logan 35
36 Mesa	607.29	22.74	63.92	63.81	58.26	58.21	64.02	19.26	510.00	156.57	18.89	40.89	.11	1.68	2.21	1,758.20	Mesa 36
37 Mineral	241.43	23.32	23.34	23.32	21.83	25.00	13.39	7.21	22.41	721.80	58.39	10.16	16.66	9.61	.01	.02	1,220.31	Mineral 37
38 Montrose	118.92	14.21	14.21	14.21	12.77	15.60	14.21	4.96	29.50	34.19	5.78	8.4223	.26	287.50	Montrose 38
39 Montezuma	215.22	23.59	23.46	23.42	19.33	23.59	23.45	6.1170	209.50	70.15	3.86	6.35	.01	.20	.07	666.57	Montezuma 39
40 Morgan	86.50	8.42	8.11	8.43	7.82	12.59	8.41	2.15	174.50	21.67	2.51	6.24	2.97	.75	1.00	352.40	Morgan 40
41 Otero	327.39	32.51	32.50	32.51	29.77	48.14	32.50	9.52	819.00	81.28	8.20	19.90	1.72	2.29	1,177.53	Otero 41
42 Ouray	511.09	47.31	47.41	47.49	44.31	47.46	47.36	15.54	192.00	122.33	24.06	20.81	27.91	1,195.41	Ouray 42
43 Park	137.93	12.11	12.11	12.11	9.89	12.11	12.11	2.86	194.66	30.07	5.97	411.93	Park 43
44 Phillips	322.17	19.52	19.53	19.53	15.79	19.53	19.52	4.73	72.00	47.92	9.98	176.23	Phillips 44
45 Pitkin	1,829.73	152.15	151.29	151.32	146.47	209.52	176.02	65.69	89.33	899.00	\$21.88	126.92	8.11	68.73	1.77	.57	.76	4,419.57	Pitkin 45
46 Prowers	820.10	80.76	81.44	81.50	72.84	103.15	81.29	24.16	52.04	17.25	359.00	156.28	19.14	27.45	9.47	5.17	6.89	2,016.25	Prowers 46
47 Pueblo	1,552.00	169.19	159.18	159.18	152.64	231.45	159.17	52.9900	.03	5,455.50	388.16	36.63	154.61	.63	2.50	3.33	8,626.58	Pueblo 47
48 Rio Blanco	134.58	10.94	12.12	12.12	10.93	12.89	12.12	3.65	214.50	30.36	.94	105.40	4.51	565.06	Rio Blanco 48
49 Rio Grande	91.63	16.89	16.87	16.89	14.10	16.89	16.89	5.63	116.00	42.19	8.48	342.56	Rio Grande 49
50 Routt	605.66	61.91	61.91	61.95	59.85	80.70	61.95	21.25	65.10	18.41	431.50	155.11	17.69	71.4496	1.28	1,779.13	Routt 50
51 Saguache	21.82	2.77	2.77	2.77	2.79	4.52	2.77	.85	7.00	.33	4.66	56.05	Saguache 51
52 San Juan	964.03	84.41	84.37	84.34	70.18	84.36	84.01	19.87	216.00	210.81	46.52	1,919.56	San Juan 52
53 San Miguel	494.84	51.11	51.51	51.57	58.55	58.03	51.56	13.33	1,271.00	127.94	9.79	68.17	3.60	4.80	2,251.15	San Miguel 53
54 Sedgwick	28.82	10.12	10.44	10.46	5.83	10.97	10.53	7.84	10.00	24.27	3.53	1.78	2.82	3.94	211.67	Sedgwick 54
55 Summit	523.59	48.28	48.26	48.28	44.15	48.31	48.27	14.67	277.50	120.15	24.01	1,362.76	Summit 55
56 Teller	9,114.41	937.80	937.80	937.80	927.68	1,066.31	937.84	198.91	1,204.50	1,311.46	315.61	1,323.32	3.49	.15	.21	20,369.81	Teller 56
57 Washington	233.13	23.02	23.02	23.02	19.23	23.02	22.02	7.75	57.28	19.30	55.75	566.54	Washington 57
58 Weld	1,198.51	122.86	122.86	122.86	118.33	178.51	122.85	40.49	711.50	207.03	32.63	110.75	36.45	4.66	6.59	3,237.17	Weld 58
59 Yuma	486.51	36.00	31.08	34.54	30.96	48.42	48.67	12.68	80.82	24.90	211.00	22.57	4.25	1,075.10	Yuma 59
Tot																					

1910

Year	Volume	Page	Author
1910	1	1-10	...
1910	1	11-20	...
1910	1	21-30	...
1910	1	31-40	...
1910	1	41-50	...
1910	1	51-60	...
1910	1	61-70	...
1910	1	71-80	...
1910	1	81-90	...
1910	1	91-100	...
1910	1	101-110	...
1910	1	111-120	...
1910	1	121-130	...
1910	1	131-140	...
1910	1	141-150	...
1910	1	151-160	...
1910	1	161-170	...
1910	1	171-180	...
1910	1	181-190	...
1910	1	191-200	...
1910	1	201-210	...
1910	1	211-220	...
1910	1	221-230	...
1910	1	231-240	...
1910	1	241-250	...
1910	1	251-260	...
1910	1	261-270	...
1910	1	271-280	...
1910	1	281-290	...
1910	1	291-300	...
1910	1	301-310	...
1910	1	311-320	...
1910	1	321-330	...
1910	1	331-340	...
1910	1	341-350	...
1910	1	351-360	...
1910	1	361-370	...
1910	1	371-380	...
1910	1	381-390	...
1910	1	391-400	...
1910	1	401-410	...
1910	1	411-420	...
1910	1	421-430	...
1910	1	431-440	...
1910	1	441-450	...
1910	1	451-460	...
1910	1	461-470	...
1910	1	471-480	...
1910	1	481-490	...
1910	1	491-500	...
1910	1	501-510	...
1910	1	511-520	...
1910	1	521-530	...
1910	1	531-540	...
1910	1	541-550	...
1910	1	551-560	...
1910	1	561-570	...
1910	1	571-580	...
1910	1	581-590	...
1910	1	591-600	...
1910	1	601-610	...
1910	1	611-620	...
1910	1	621-630	...
1910	1	631-640	...
1910	1	641-650	...
1910	1	651-660	...
1910	1	661-670	...
1910	1	671-680	...
1910	1	681-690	...
1910	1	691-700	...
1910	1	701-710	...
1910	1	711-720	...
1910	1	721-730	...
1910	1	731-740	...
1910	1	741-750	...
1910	1	751-760	...
1910	1	761-770	...
1910	1	771-780	...
1910	1	781-790	...
1910	1	791-800	...
1910	1	801-810	...
1910	1	811-820	...
1910	1	821-830	...
1910	1	831-840	...
1910	1	841-850	...
1910	1	851-860	...
1910	1	861-870	...
1910	1	871-880	...
1910	1	881-890	...
1910	1	891-900	...
1910	1	901-910	...
1910	1	911-920	...
1910	1	921-930	...
1910	1	931-940	...
1910	1	941-950	...
1910	1	951-960	...
1910	1	961-970	...
1910	1	971-980	...
1910	1	981-990	...
1910	1	991-1000	...

AMOUNT

Charged Each County for State Taxes for the Fiscal Year 1905.

Charged Each County for State Taxes for the Fiscal Year 1906.

AMOUNT CHARGED EACH COUNTY FOR STATE TAXES FOR THE YEAR 1906.

COUNTIES	General Revenue and Int. on Bonds 1-11-12 Mths	Mule and Blind 1-5 Mth	University 2-5 Mth	Agri'l College 1-5 Mth	School of Mines 1-5 Mth	Normal School 1-5 Mth	Insane Asylum 1-5 Mth	Stock Inspection 1-5 Mth	Capitol Bldg and Insurrection Bonds Int. on Bonds 1-2 Mth	Sinking Fund 1-20 Mth	Casual Defcy Bonds 1-5 Mth	Total 4 Mths	Military Poll \$1.00 Each	Assessed Valuation	COUNTIES	
1 Adams	\$ 9,076.10	\$ 1,003.42	\$ 2,006.84	\$ 1,003.42	\$ 1,003.42	\$ 1,003.42	\$ 1,003.42	\$ 331.17	\$ 2,508.51	\$ 259.85	\$ 334.47	\$ 50,068.37	\$ 871.00	\$ 5,017,030.00	Adams	1
2 Arapahoe	5,827.06	931.52	1,863.01	931.52	931.51	931.51	931.51	319.51	2,328.89	232.88	319.51	18,630.35	1,012.00	4,657,600.00	Arapahoe	2
3 Archuleta	1,882.84	196.47	392.91	196.47	196.47	196.47	196.47	65.19	491.48	49.42	65.49	3,929.41	291.00	982,333.35	Archuleta	3
4 Baca	1,116.43	116.48	232.95	116.48	116.48	116.48	116.48	38.82	291.21	29.12	38.82	2,329.75	301.00	582,435.00	Baca	4
5 Bent	3,277.71	342.02	684.04	342.02	342.02	342.02	342.02	114.01	856.05	85.59	114.01	6,849.12	302.00	1,710,105.00	Bent	5
6 Boulder	22,962.44	2,396.07	4,792.14	2,396.07	2,396.07	2,396.07	2,396.07	798.69	5,990.19	599.02	798.69	47,921.52	3,416.00	11,980,381.00	Boulder	6
7 Chaffee	5,888.62	612.38	1,224.76	612.38	612.38	612.38	612.38	204.13	1,520.91	153.10	204.13	12,247.56	930.00	3,061,801.00	Chaffee	7
8 Cheyenne	3,029.70	317.18	634.36	317.18	317.18	317.18	317.18	105.73	792.96	79.29	105.73	6,343.67	195.00	1,585,919.00	Cheyenne	8
9 Clear Creek	5,028.32	524.69	1,049.38	524.69	524.69	524.69	524.69	174.90	1,311.73	131.17	174.90	10,493.85	500.00	2,623,464.00	Clear Creek	9
10 Conejos	4,149.00	464.25	928.50	464.25	464.25	464.25	464.25	154.75	1,169.63	116.06	154.75	9,581.99	1,000.00	2,321,247.00	Conejos	10
11 Costilla	2,746.08	286.55	573.10	286.55	286.55	286.55	286.55	95.52	716.34	71.63	95.52	5,730.94	590.00	1,432,731.00	Costilla	11
12 Custer	1,182.93	154.75	309.50	154.75	154.75	154.75	154.75	51.59	386.87	38.69	51.59	3,094.02	280.00	773,729.00	Custer	12
13 Delta	5,504.45	542.76	1,085.52	542.76	542.76	542.76	542.76	189.92	1,356.99	135.69	189.92	10,855.20	1,112.00	2,713,800.00	Delta	13
14 Denver	21,897.55	23,151.11	46,302.22	23,151.11	23,151.11	23,151.11	23,151.11	7,717.11	57,878.51	5,787.85	7,717.11	463,028.29	12,126.00	115,757,073.00	Denver	14
15 Dolores	927.42	96.78	193.56	96.78	96.78	96.78	96.78	32.26	241.94	24.19	32.26	1,925.63	154.00	483,883.00	Dolores	15
16 Douglas	5,525.51	576.58	1,153.15	576.58	576.58	576.58	576.58	192.19	1,411.14	141.14	192.19	11,531.52	423.00	2,882,880.00	Douglas	16
17 Eagle	3,537.76	369.17	738.32	369.17	369.17	369.17	369.17	121.05	922.90	92.29	121.05	7,383.22	489.00	1,845,805.00	Eagle	17
18 Elbert	4,579.20	477.85	955.71	477.85	477.85	477.85	477.85	159.58	1,194.61	119.46	159.58	9,556.89	191.00	2,389,223.00	Elbert	18
19 El Paso	45,394.37	4,736.81	9,473.62	4,736.81	4,736.81	4,736.81	4,736.81	1,578.94	11,842.02	1,184.20	1,578.94	94,736.14	5,023.00	23,681,034.00	El Paso	19
20 Fremont	12,700.44	1,325.26	2,650.52	1,325.26	1,325.26	1,325.26	1,325.26	441.75	3,313.16	331.32	441.75	26,505.24	2,020.00	6,696,311.00	Fremont	20
21 Garfield	9,723.11	701.54	1,403.08	701.54	701.54	701.54	701.54	233.85	1,763.86	176.39	233.85	14,030.81	497.00	3,607,719.00	Garfield	21
22 Gilpin	4,918.69	513.24	1,026.48	513.24	513.24	513.24	513.24	171.08	1,283.11	128.31	171.08	10,261.85	500.00	2,566,215.00	Gilpin	22
23 Grand	1,442.96	150.57	301.14	150.57	150.57	150.57	150.57	50.19	376.42	37.61	50.19	3,011.39	231.00	752,848.00	Grand	23
24 Gunnison	5,526.18	577.03	1,153.88	577.03	577.03	577.03	577.03	192.56	1,444.22	144.42	192.56	11,653.77	733.00	2,888,442.00	Gunnison	24
25 Hinsdale	1,190.46	124.22	248.44	124.22	124.22	124.22	124.22	41.41	310.55	31.06	41.41	2,484.43	115.00	621,107.00	Hinsdale	25
26 Huerfano	6,809.17	709.58	1,419.16	709.58	709.58	709.58	709.58	236.53	1,773.95	177.40	236.53	14,191.64	794.00	3,547,919.00	Huerfano	26
27 Jefferson	9,881.91	1,031.16	2,062.31	1,031.16	1,031.16	1,031.16	1,031.16	343.72	2,577.89	257.79	343.72	20,623.11	1,478.00	5,155,781.00	Jefferson	27
28 Kiowa	2,836.32	298.05	596.10	298.05	298.05	298.05	298.05	99.35	745.12	74.51	99.35	5,961.00	168.00	1,490,249.00	Kiowa	28
29 Kit Carson	3,675.07	383.48	766.97	383.48	383.48	383.48	383.48	127.83	958.71	95.87	127.83	7,669.68	390.00	1,917,439.00	Kit Carson	29
30 Lake	11,706.20	1,221.41	2,442.82	1,221.41	1,221.41	1,221.41	1,221.41	407.14	3,063.53	306.35	407.14	24,128.23	1,325.00	6,107,658.00	Lake	30
31 La Plata	9,655.37	1,007.52	2,015.04	1,007.52	1,007.52	1,007.52	1,007.52	335.81	2,518.79	251.88	335.81	20,150.36	1,101.00	5,037,589.00	La Plata	31
32 Larimer	15,288.88	1,605.80	3,211.59	1,605.80	1,605.80	1,605.80	1,605.80	535.26	4,014.49	401.45	535.26	32,116.93	2,195.00	8,028,983.00	Larimer	32
33 Las Animas	24,125.66	2,517.67	5,035.33	2,517.67	2,517.67	2,517.67	2,517.67	829.19	6,283.92	628.39	829.19	50,251.33	3,283.00	12,557,832.00	Las Animas	33
34 Lincoln	3,716.72	387.83	775.66	387.83	387.83	387.83	387.83	129.27	969.58	96.96	129.27	7,756.61	189.00	1,939,162.00	Lincoln	34
35 Logan	5,879.26	613.50	1,227.00	613.50	613.50	613.50	613.50	204.59	1,533.75	153.37	204.59	12,292.98	593.00	3,067,495.00	Logan	35
36 Mesa	9,429.26	983.99	1,967.98	983.99	983.99	983.99	983.99	328.00	2,459.99	246.00	328.00	19,679.90	2,952.00	4,918,975.00	Mesa	36
37 Mineral	1,567.82	163.69	327.39	163.69	163.69	163.69	163.69	54.53	408.99	40.90	54.53	3,271.91	250.00	817,978.00	Mineral	37
38 Montrose	4,596.51	479.67	959.33	479.67	479.67	479.67	479.67	159.89	1,199.17	119.92	159.89	9,593.35	833.00	2,388,326.00	Montrose	38
39 Montezuma	2,745.78	286.51	573.03	286.51	286.51	286.51	286.51	95.50	716.29	71.63	95.50	5,730.28	730.00	1,432,570.00	Montezuma	39
40 Morgan	5,715.17	596.37	1,192.74	596.37	596.37	596.37	596.37	198.79	1,490.92	149.09	198.79	11,927.35	430.00	2,981,837.00	Morgan	40
41 Otero	13,570.86	1,416.09	2,832.18	1,416.09	1,416.09	1,416.09	1,416.09	472.03	3,540.22	354.02	472.03	28,321.79	2,509.00	7,050,448.00	Otero	41
42 Ouray	6,105.31	637.08	1,274.16	637.08	637.08	637.08	637.08	212.36	1,692.69	169.27	212.36	12,741.55	367.00	3,185,387.00	Ouray	42
43 Park	4,087.12	426.48	852.96	426.48	426.48	426.48	426.48	142.16	1,066.20	106.62	142.16	8,529.62	354.00	2,132,405.00	Park	43
44 Phillips	1,923.87	172.58	345.16	172.58	172.58	172.58	172.58	57.53	431.45	43.14	57.53	3,451.58	235.00	862,892.00	Phillips	44
45 Pitkin	1,058.61	123.41	246.81	123.41	123.41	123.41	123.41	41.15	308.01	30.85	41.15	2,468.56	913.00	6,117,215.00	Pitkin	45
46 Prowers	5,740.61	599.03	1,198.04	599.03	599.03	599.03	599.03	199.67	1,497.56	149.76	199.67	11,980.49	427.00	2,995,125.00	Prowers	46
47 Pueblo	49,524.47	5,188.64	10,377.28	5,188.64	5,188.64	5,188.64	5,188.64	1,729.55	12,971.60	1,297.16	1,729.55	101,772.51	7,523.00	25,943,293.00	Pueblo	47
48 Rio Blanco	2,074.56	216.47	432.91	216.47	216.47	216.47	216.47	72.16	541.19	54.12	72.16	4,329.48	352.00	1,082,371.00	Rio Blanco	48
49 Rio Grande	3,807.11	397.26	794.52	397.26	397.26	397.26	397.26	132.42	993.16	99.32	132.42	7,945.28	589.00	1,986,319.00	Rio Grande	49
50 Routt	6,293.77	656.74	1,313.48	656.74	656.74	656.74	656.74	218.91	1,641.85	164.18	218.91	13,134.80	1,085.00	3,283,700.00	Routt	50
51 Saguache	4,618.50	471.63	943.06	471.63	471.63	471.63	471.63	157.18	1,178.81	117.88	157.18	9,130.69	611.00	2,357,678.00	Saguache	51
52 San Juan	3,725.19	388.76	777.50	388.76	388.76	388.76	388.76	129.58	971.87	97.19	129.58	7,774.96	370.00	1,943,749.00	San Juan	52
53 San Miguel	6,234.75	650.58	1,301.16	650.58	650.58	650.58	650.58	216.86	1,626.45	162.65	216.86	13,011.63	629.00	3,252,967.00	San Miguel	53
54 Sedgwick	1,958.34	201.35	402.70	201.35	201.35	201.35	201.35	68.12	510.87	51.09	68.12	4,086.99	136.00	1,021,717.00	Sedgwick	54
55 Summit	2,729.66	284.84	569.67	284.84	284.84	284.84	284.84	94.91	712.09	71.21	94.91	5,686.71	312.00	1,424,178.00	Summit	55
56 Teller	26,738.44	2,790.10	5,580.20	2,790.10	2,790.10	2,790.10	2,790.10	930.03	6,975.21	697.52	930.03	55,801.9				

NAME OF PERSON	DATE OF BIRTH	DEATH	RESIDENCE
1. [Name]	[Date]	[Date]	[Residence]
2. [Name]	[Date]	[Date]	[Residence]
3. [Name]	[Date]	[Date]	[Residence]
4. [Name]	[Date]	[Date]	[Residence]
5. [Name]	[Date]	[Date]	[Residence]
6. [Name]	[Date]	[Date]	[Residence]
7. [Name]	[Date]	[Date]	[Residence]
8. [Name]	[Date]	[Date]	[Residence]
9. [Name]	[Date]	[Date]	[Residence]
10. [Name]	[Date]	[Date]	[Residence]
11. [Name]	[Date]	[Date]	[Residence]
12. [Name]	[Date]	[Date]	[Residence]
13. [Name]	[Date]	[Date]	[Residence]
14. [Name]	[Date]	[Date]	[Residence]
15. [Name]	[Date]	[Date]	[Residence]
16. [Name]	[Date]	[Date]	[Residence]
17. [Name]	[Date]	[Date]	[Residence]
18. [Name]	[Date]	[Date]	[Residence]
19. [Name]	[Date]	[Date]	[Residence]
20. [Name]	[Date]	[Date]	[Residence]
21. [Name]	[Date]	[Date]	[Residence]
22. [Name]	[Date]	[Date]	[Residence]
23. [Name]	[Date]	[Date]	[Residence]
24. [Name]	[Date]	[Date]	[Residence]
25. [Name]	[Date]	[Date]	[Residence]
26. [Name]	[Date]	[Date]	[Residence]
27. [Name]	[Date]	[Date]	[Residence]
28. [Name]	[Date]	[Date]	[Residence]
29. [Name]	[Date]	[Date]	[Residence]
30. [Name]	[Date]	[Date]	[Residence]
31. [Name]	[Date]	[Date]	[Residence]
32. [Name]	[Date]	[Date]	[Residence]
33. [Name]	[Date]	[Date]	[Residence]
34. [Name]	[Date]	[Date]	[Residence]
35. [Name]	[Date]	[Date]	[Residence]
36. [Name]	[Date]	[Date]	[Residence]
37. [Name]	[Date]	[Date]	[Residence]
38. [Name]	[Date]	[Date]	[Residence]
39. [Name]	[Date]	[Date]	[Residence]
40. [Name]	[Date]	[Date]	[Residence]
41. [Name]	[Date]	[Date]	[Residence]
42. [Name]	[Date]	[Date]	[Residence]
43. [Name]	[Date]	[Date]	[Residence]
44. [Name]	[Date]	[Date]	[Residence]
45. [Name]	[Date]	[Date]	[Residence]
46. [Name]	[Date]	[Date]	[Residence]
47. [Name]	[Date]	[Date]	[Residence]
48. [Name]	[Date]	[Date]	[Residence]
49. [Name]	[Date]	[Date]	[Residence]
50. [Name]	[Date]	[Date]	[Residence]

AMOUNT CHARGED EACH COUNTY FOR STATE TAXES FOR THE YEAR 1905.

COUNTIES.	General Revenue and Interest on Bonds 1-3-4 MHI	Mine and Mill 1-5 MHI	University 2-5 MHI	Agricultural College 1-5 MHI	School of Mines 1-5 MHI	Normal School 1-5 MHI	Lunatic Asylum 1-5 MHI	Stock Inspection 1-15 MHI	Capitol Building and Interest on Bonds 1-2 MHI	Capitol Building Bonds Fund 1-6 MHI	Insurrection Bonds Sinking Fund 1-20 MHI	Casual Deficiency Bonds Sinking Fund 1-15 MHI	Total 1 MHI	Alimony Poll \$100 Each	Assessed Valuation	COUNTIES.
1 Adams	\$ 8,981.72	\$ 1,026.82	\$ 2,053.64	\$ 1,026.82	\$ 1,026.82	\$ 1,026.82	\$ 1,026.82	\$ 342.27	\$ 2,567.06	\$ 555.68	\$ 256.71	\$ 312.27	\$ 20,556.11	\$ 782.00	\$ 5,131,109.00	Adams 1
2 Arapahoe	8,152.12	965.95	1,931.91	965.95	965.95	965.95	965.95	321.98	2,414.89	804.26	241.49	321.98	19,319.08	900.00	4,829,770.00	Arapahoe 2
3 Archuleta	2,012.85	230.01	460.08	230.04	230.01	230.01	230.04	76.68	575.10	191.70	57.51	76.68	1,900.80	112.00	1,150,200.00	Archuleta 3
4 Baca	954.20	112.18	224.35	112.18	112.18	112.18	112.18	37.39	281.20	93.73	28.12	37.39	5,219.59	217.00	567,397.00	Baca 4
5 Bent	2,610.46	298.33	596.67	298.33	298.33	298.33	298.33	99.44	745.81	248.61	74.58	99.44	5,067.69	246.00	1,491,473.00	Bent 5
6 Boulder	19,879.97	2,272.00	4,543.99	2,272.00	2,272.00	2,272.00	2,272.00	777.33	6,679.39	1,820.33	568.09	757.33	15,439.94	3,115.00	11,359,286.00	Boulder 6
7 Chaffee	5,350.82	611.52	1,223.04	611.52	611.52	611.52	611.52	203.51	1,528.80	509.69	152.88	203.51	12,230.17	758.00	3,037,696.00	Chaffee 7
8 Cheyenne	2,885.96	295.54	591.08	295.54	295.54	295.54	295.54	98.51	738.81	246.25	73.88	98.51	5,910.76	123.00	1,177,690.00	Cheyenne 8
9 Clear Creek	1,775.10	545.73	1,091.45	545.73	545.73	545.73	545.73	181.91	1,364.31	454.77	136.43	181.91	10,914.82	290.00	2,728,633.00	Clear Creek 9
10 Conejos	3,581.59	409.32	818.64	409.32	409.32	409.32	409.32	136.11	1,023.31	341.10	102.33	136.11	8,186.16	1,419.00	2,046,614.00	Conejos 10
11 Costilla	2,499.36	285.71	571.42	285.71	285.71	285.71	285.71	95.24	714.27	238.09	71.42	95.24	5,711.19	611.00	1,428,548.00	Costilla 11
12 Custer	1,418.91	162.16	324.32	162.16	162.16	162.16	162.16	51.95	195.41	135.13	40.51	51.95	3,213.24	353.00	819,809.00	Custer 12
13 Delta	1,728.51	510.40	1,020.80	510.40	510.40	510.40	510.40	180.13	1,351.00	450.33	135.19	180.13	10,808.00	823.00	2,702,600.00	Delta 13
14 Denver	293,372.65	23,312.50	46,625.00	23,312.50	23,312.50	23,312.50	23,312.50	7,747.55	68,106.41	19,968.82	5,810.65	7,747.55	161,851.77	46,191.00	116,212,943.00	Denver 14
15 Dolores	500.05	101.72	203.44	101.72	101.72	101.72	101.72	33.91	254.30	84.77	25.43	33.90	2,034.40	100.00	508,799.00	Dolores 15
16 Douglas	5,183.83	592.43	1,184.87	592.43	592.43	592.43	592.43	197.18	1,481.09	493.70	148.11	197.18	11,818.71	101.00	2,962,178.00	Douglas 16
17 Eagle	3,192.48	351.56	703.13	351.56	351.56	351.56	351.56	118.19	886.41	295.49	88.64	118.19	7,091.31	561.00	1,772,827.00	Eagle 17
18 Elbert	3,622.14	436.85	873.70	436.85	436.85	436.85	436.85	145.62	1,092.12	364.04	109.21	145.62	8,137.00	270.00	2,184,250.00	Elbert 18
19 El Paso	42,008.99	4,901.02	9,802.05	4,901.02	4,901.02	4,901.02	4,901.02	1,600.31	12,002.56	1,000.56	1,200.26	1,600.31	96,029.50	1,912.00	24,005,121.00	El Paso 19
20 Fremont	10,925.46	1,218.62	2,437.25	1,218.62	1,218.62	1,218.62	1,218.62	416.21	3,121.66	1,040.52	312.16	416.21	21,972.17	1,007.00	6,243,118.00	Fremont 20
21 Garfield	5,977.56	683.15	1,366.30	683.15	683.15	683.15	683.15	227.71	1,707.86	669.29	170.78	227.71	13,662.92	513.00	3,415,790.00	Garfield 21
22 Gilpin	1,631.09	198.27	396.54	198.27	198.27	198.27	198.27	176.42	1,333.17	441.06	133.31	176.42	10,585.34	250.00	2,646,336.00	Gilpin 22
23 Grand	908.31	103.89	207.78	103.89	103.89	103.89	103.89	31.69	259.51	86.50	25.95	31.69	2,076.08	219.00	519,021.00	Grand 23
24 Gunnison	5,010.84	572.68	1,145.36	572.68	572.68	572.68	572.68	190.89	1,431.70	477.23	143.17	190.89	11,453.58	1,061.00	2,863,398.00	Gunnison 24
25 Hinsdale	1,093.90	125.02	250.05	125.02	125.02	125.02	125.02	41.67	312.54	104.18	31.25	41.67	2,899.31	211.00	725,056.00	Hinsdale 25
26 Huerfano	6,274.75	717.07	1,434.14	717.07	717.07	717.07	717.07	239.02	1,792.68	697.56	179.27	239.02	14,311.10	767.00	3,588,351.00	Huerfano 26
27 Jefferson	5,981.13	1,026.67	2,053.35	1,026.67	1,026.67	1,026.67	1,026.67	342.22	2,566.69	865.56	256.67	342.22	20,533.49	1,111.00	5,133,373.00	Jefferson 27
28 Kiowa	2,665.61	293.21	586.42	293.21	293.21	293.21	293.21	97.74	743.00	241.11	73.90	97.74	5,861.23	125.00	1,466,058.00	Kiowa 28
29 Kit Carson	3,328.28	380.38	760.77	380.38	380.38	380.38	380.38	126.50	950.96	316.99	95.10	126.50	7,607.70	313.00	1,901,926.00	Kit Carson 29
30 Lake	10,471.19	1,197.08	2,394.16	1,197.08	1,197.08	1,197.08	1,197.08	399.03	2,992.74	997.57	299.27	399.03	29,941.66	3,067.00	5,985,414.00	Lake 30
31 La Plata	7,889.95	867.42	1,734.84	867.42	867.42	867.42	867.42	289.14	2,168.35	722.55	216.86	289.14	17,348.43	1,052.00	4,337,197.00	La Plata 31
32 Larimer	13,221.11	1,511.33	3,022.65	1,511.33	1,511.33	1,511.33	1,511.33	503.47	3,778.31	1,259.44	377.83	503.47	30,276.53	2,131.00	7,556,632.00	Larimer 32
33 Las Animas	20,872.27	2,385.40	4,770.80	2,385.40	2,385.40	2,385.40	2,385.40	795.13	5,961.60	1,987.53	596.25	795.13	47,705.10	2,438.00	11,927,902.00	Las Animas 33
34 Lincoln	3,481.12	397.88	795.76	397.88	397.88	397.88	397.88	132.62	991.69	331.56	99.46	132.62	7,977.52	181.00	1,989,350.00	Lincoln 34
35 Logan	1,933.69	224.13	448.26	224.13	224.13	224.13	224.13	158.71	1,195.31	421.78	121.53	158.71	11,922.68	503.00	2,820,659.58	Logan 35
36 Mesa	8,212.75	938.60	1,877.20	938.60	938.60	938.60	938.60	312.87	2,316.50	782.16	231.65	312.87	18,772.00	3,041.00	4,693,601.00	Mesa 36
37 Mineral	1,427.88	163.13	326.26	163.13	163.13	163.13	163.13	51.37	107.82	136.94	40.78	51.37	3,292.67	478.00	815,614.00	Mineral 37
38 Montrose	3,989.69	454.91	909.82	454.91	454.91	454.91	454.91	151.61	1,137.33	379.11	113.73	151.61	10,098.65	733.00	2,274,653.00	Montrose 38
39 Montezuma	2,290.12	260.60	521.21	260.60	260.60	260.60	260.60	86.86	651.16	217.15	65.14	86.86	5,211.71	701.00	1,302,927.00	Montezuma 39
40 Morgan	1,619.53	182.97	365.94	182.97	182.97	182.97	182.97	175.99	1,319.02	439.97	131.99	175.99	10,569.38	696.00	2,639,815.32	Morgan 40
41 Otero	10,649.62	1,220.64	2,441.28	1,220.64	1,220.64	1,220.64	1,220.64	406.88	3,051.69	1,017.29	305.16	406.88	24,412.82	2,126.00	6,103,201.00	Otero 41
42 Ouray	5,060.99	578.39	1,156.78	578.39	578.39	578.39	578.39	192.80	1,418.97	481.99	141.60	192.80	11,667.78	265.00	2,891,916.00	Ouray 42
43 Park	1,943.29	224.67	449.34	224.67	224.67	224.67	224.67	114.80	1,086.68	362.23	108.67	141.89	8,697.44	340.00	2,173,390.00	Park 43
44 Phillips	1,501.18	171.60	343.21	171.60	171.60	171.60	171.60	57.29	428.29	142.95	42.90	57.29	3,431.98	219.00	857,987.00	Phillips 44
45 Pitkin	3,877.65	443.16	886.32	443.16	443.16	443.16	443.16	147.72	1,107.90	369.39	110.79	147.72	8,863.20	520.00	2,215,800.00	Pitkin 45
46 Prowers	4,190.93	508.68	1,017.37	508.68	508.68	508.68	508.68	169.56	1,271.69	423.90	127.17	169.56	10,173.56	372.00	2,543,389.00	Prowers 46
47 Pueblo	14,815.16	1,725.19	3,450.38	1,725.19	1,725.19	1,725.19	1,725.19	576.40	4,612.18	1,537.29	461.20	576.40	36,708.40	6,750.00	9,162,561.00	Pueblo 47
48 Rio Blanco	2,063.48	235.83	471.66	235.83	235.83	235.83	235.83	78.61	689.67	196.62	58.95	78.61	1,714.51	258.00	1,179,135.00	Rio Blanco 48
49 Rio Grande	3,406.00	389.26	778.53	389.26	389.26	389.26	389.26	129.75	973.16	321.39	97.32	129.75	7,782.29	677.00	1,946,822.00	Rio Grande 49
50 Routt	5,539.77	633.12	1,266.24	633.12	633.12	633.12	633.12	211.01	1,582.79	627.59	182.27	211.01	12,662.33	789.00	3,165,852.00	Routt 50
51 Saguache	4,089.13	467.33	934.66	467.33	467.33	467.33	467.33	155.78	1,168.32	389.41	116.83	155.78	9,316.58	615.00	2,326,615.00	Saguache 51
52 San Juan	3,711.06	421.12	842.24	421.12	421.12	421.12	421.12	141.37	1,069.30	353.13	106.93	141.37	8,182.10	514.00	2,120,601.00	San Juan 52
53 San Miguel	5,511.70	636.77	1,273.54	636.77	636.77	636.77	636.77	212.25	1,691.01	530.61	159.19	212.25	12,735.32	1,258.00	3,183,829.00	San Miguel 53
54 Sedgwick	1,711.56	197.36	394.72	197.36	197.36	197.36	197.36	65.31	489.86	163.28	48.99	65.31	5,018.95	107.00	979,737.00	Sedgwick 54
55 Summit	2,107.39	275.13	550.26	275.13	275.13	275.13	275.13	91.71	687.81	229.28	68.78	91.71	5,502.61	288.00	1,375,633.00	Summit 55
56 Teller	21,079.97	2,436.35	4,872.70	2,436.35	2,436.35	2,436.35	2,436.35	789.88	6,697.39	2,197.46	659.24	789.88	52,889.08	3,302.00	13,184,771.00	Teller 56
57 Washington	2,589.89	298.39	596.78	298.39	298.39	298.39	298.39	98.76	789.96	246.66	73.99	98.76	5,919.71	253.00	1,479,927.00	Washington 57
58 Weld	22,472.00	2,568.29	5,136.59	2,568.29	2,568.29	2,568.29	2,568.29	856.10	6,420.74	2,140.25	642.07	856.10	51,365.80	2,892.00	12,811,476.00	Weld 58
59 Yuma	3,263.76	371.88	743.76	371.88	371.88	371.88	371.88	123.96	929.70	309.90	92.97	123.96	7,137.60	598.00	1,839,399.00	Yuma 59
T																

1870

1871

1872

1873

1874

1875

1876

1877

1878

1879

1880

1881

1882

1883

1884

1885

1886

1887

1888

1889

1890

1891

1892

1893

1894

1895

1896

1897

1898

1899

1900

ASSESSMENTS.


Statement Showing Apportionment of Public School Income Fund for the Years 1905 and 1906.

Abstracts of Assessment, showing Increase and Decrease.

Abstract Assessments 1905 and 1906.

Recapitulation of same.

Detailed Statements—Acres of Agricultural Land; Acres of Grazing Land; Acres of Coal Land; Improvements on Lands; Improvements on Public Lands; Town and City Lots; Improvements on Town and City Lots; Mining Property and Gross Output; Miles of Railroad and Other Property; Miles of Telegraph and Telephone Lines; Average Value of Merchandise; Amount of Capital Employed in Manufactures; Horses; Asses; Mules; Cattle; Sheep; Swine; Goats; All other Animals; Musical Instruments; Clocks and Watches; Diamonds; Jewelry; Gold and Silver Plate; Amount of Money and Credits; Carriages and Vehicles; Household Property; All other Property; Bank Stocks or Other Stocks, Etc.



APPORTIONMENT PUBLIC SCHOOL INCOME.

	1905.		1906.	
	January.	July.	January.	July.
Adams	\$ 1,272.27	\$ 733.97	\$ 1,185.28	\$ 1,080.85
Arapahoe	1,239.96	647.53	1,044.81	1,011.68
Archuleta	784.82	378.85	628.73	597.82
Baca	213.34	104.76	169.59	136.65
Bent	843.25	455.12	703.72	640.75
Boulder	6,201.78	3,303.61	5,304.61	4,944.93
Chaffee	1,640.54	883.09	1,459.81	1,191.79
Cheyenne	142.90	64.26	102.70	120.84
Clear Creek	1,516.95	773.56	1,248.89	1,042.18
Conejos	3,054.04	1,544.11	2,474.78	1,912.29
Costilla	1,313.07	658.76	1,038.88	900.67
Custer	665.03	312.68	510.52	415.26
Delta	2,319.15	1,319.09	2,125.24	1,860.48
Denver	36,425.09	19,978.53	32,492.27	28,535.29
Dolores	113.89	54.56	85.87	84.96
Douglas	723.16	319.08	564.18	481.82
Eagle	598.44	306.05	493.52	446.70
Elbert	869.09	448.45	727.04	662.82
El Paso	8,457.24	4,393.16	7,020.94	6,033.85
Fremont	4,074.30	2,184.90	3,461.42	3,084.97
Garfield	1,705.56	912.36	1,486.83	1,248.12
Gilpin	1,416.87	705.08	1,150.20	923.11
Grand	239.99	87.06	193.56	202.13
Gunnison	1,099.25	578.75	975.74	802.86
Hinsdale	224.41	93.03	166.40	122.11
Huerfano	2,848.84	1,530.87	2,446.74	2,123.40
Jefferson	2,795.56	1,446.49	2,473.02	2,241.97
Kiowa	140.29	55.87	79.55	105.15
Kit Carson	478.47	253.50	342.18	461.88
Lake	2,450.39	1,213.50	1,972.41	1,693.21
La Plata	2,330.60	1,158.21	1,914.67	1,724.44
Larimer	5,050.64	2,822.72	4,527.39	4,543.86
Las Animas	6,359.92	3,662.15	5,956.90	5,281.18
Lincoln	270.08	144.71	224.16	249.36
Logan	891.57	451.45	687.25	728.90
Mesa	3,325.60	1,943.99	3,121.23	2,933.49
Mineral	263.33	173.65	262.52	285.43
Montezuma	772.65	436.35	685.68	631.14

APPORTIONMENT OF PUBLIC SCHOOL INCOME—Concluded.

Montrose	1,369.38	564.65	1,433.28	1,245.96
Morgan	1,132.87	628.11	1,022.31	1,051.49
Otero	3,536.09	1,929.16	3,158.88	2,968.94
Ourray	846.26	414.48	643.16	617.45
Park	563.54	271.98	457.56	345.88
Phillips	430.20	232.06	355.05	344.91
Pitkin	1,324.64	702.88	1,155.93	1,091.31
Prowers	1,434.49	827.90	1,330.61	1,237.34
Pueblo	11,924.03	6,447.13	10,374.05	8,353.49
Rio Blanco	480.95	247.86	394.83	318.79
Rio Grande	1,301.25	692.59	1,119.37	1,062.40
Routt	1,235.27	606.06	983.50	889.45
Saguache	1,053.95	524.83	850.75	693.80
San Juan	312.54	179.38	278.11	269.29
San Miguel	699.66	370.39	580.20	531.33
Sedgwick	327.49	128.44	221.98	233.66
Summit	374.54	179.30	269.17	277.16
Teller	3,980.14	2,210.16	3,510.49	2,988.81
Washington	462.28	261.70	447.56	401.52
Weld	5,314.70	2,925.88	4,573.37	4,478.88
Yuma	1,177.75	633.63	987.61	1,008.25
Normal School	411.61	309.98	443.67	361.35
Total	\$144,825.96	\$ 78,122.41	\$126,100.67	\$112,719.75

ADAMS.

ABSTRACTS OF THE ASSESSMENT FOR THE YEARS 1905 AND 1906.

	1905		1906	
	No. of	Valuation	No. of	Valuation
Acres of agricultural land	87,740	\$ 1,848,587.00	107,792	\$ 1,891,240.00
Acres of grazing land	437,206	407,560.00	376,280	478,725.00
Acres of coal land	2,625	4,570.00
Acres of oil land
Acres of other mineral land and kind thereof
Improvements on lands and the kind of land thereof	650,865.00	597,720.00
Improvements on public lands...	1,130.00
Town and city lots	26,548	315,085.00	41,740	287,695.00
Improvements on town and city lots	101,830.00	121,635.00
Metalliferous mining claims
Improvements on metalliferous mining claims
Gross output from metalliferous mining claims
Miles of railroads, as returned by state board of equalization	117.71	1,094,285.00	117.71	1,052,299.00
Other railroad property.....	21,535.00	24,075.00
Miles of telegraph lines	117.71	11,835.00	558.43	12,048.00
Miles of telephone lines	81.	12,042.00	470.16	15,831.00
Average value of merchandise..	156,035.00	170,670.00
Average amount of capital em- ployed in manufactures
Horses	3,794	112,150.00	3,661	111,320.00
Mules	151	6,255.00	194	5,165.00
Asses
Cattle	12,640	191,795.00	14,273	142,900.00
Sheep	24,326	48,865.00	22,600	33,945.00
Swine	1,887	7,645.00	4,563	17,245.00
Goats
All other animals	5,555.00	2,240.00
Musical instruments	165	7,915.00	197	8,495.00
Clocks and watches	71	715.00	1,020.00
Jewelry, gold and silver plate, diamonds and other precious stones	510.00	675.00
Amount of money, credits, book accounts and other accounts not evidenced by writing	1,350.00	450.00

ADAMS—Concluded.

ABSTRACTS OF THE ASSESSMENT FOR THE YEARS 1905 AND 1906.

	1905		1906	
	No. of	Valuation	No. of	Valuation
Cash value promissory notes, bonds, debentures, and all other written evidence of indebtedness	15,605.00	10,870.00
Cash value of special privileges and franchises not included in other items	5,000.00
Average cash value bank deposits in state	}	7,270.00	}	5,900.00
Average cash value bank deposits out of state				
Carriages and vehicles of every description	1,622	35,190.00	1,823	39,150.00
Household property (over and above exemption)	485.00	44,980.00
Libraries
Furniture and fixtures	5,260.00	4,490.00
All other property	46,135.00	45,430.00
Bank stock or shares in any bank	10,000.00	25,000.00
Stock or shares in any corporation doing business in the state	1,050.00	1,070.00
Total				\$5,152,283.00
Deduct amount personal property exempt per constitutional amendment of 1904	5,134,109.00	135,190.00
Total net assessment	\$5,017,093.00
Number of military polls	782	871

ARAPAHOE.

ABSTRACTS OF THE ASSESSMENT FOR THE YEARS 1905 AND 1906.

	1905		1906	
	No. of	Valuation	No. of	Valuation
Acres of agricultural land	40,085	\$ 1,617,615.00	36,000	\$ 1,251,190.00
Acres of grazing land	326,180	406,750.00	326,180	361,830.00
Acres of coal land
Acres of oil land
Acres of other mineral land and and kind thereof
Improvements on lands and the kind of land thereof	286,820.00	267,440.00
Improvements on public lands	835.00	4,345.00
Town and city lots	59,242	767,505.00	60,302	934,015.00
Improvements on town and city lots	223,955.00	286,370.00
Metalliferous mining claims
Improvements on metalliferous mining claims
Gross output from metalliferous mining claims
Miles of railroads, as returned by state board of equalization	93.68	831,843.00	93.68	808,301.00
Other railroad property	18,922.00	20,263.00
Miles of telegraph lines	11,237.00	547.68	11,237.00
Miles of telephone lines	12,833.00	684.24	17,629.00
Average value of merchandise..	27,465.00	28,605.00
Average amount of capital em- ployed in manufactures	61,500.00
Horses	2,726	86,430.00	3,079	98,290.00
Mules	117	4,375.00	129	5,055.00
Asses
Cattle	12,242	187,720.00	13,154	193,755.00
Sheep	24,410	44,420.00	26,761	40,155.00
Swine	870	4,060.00	802	3,925.00
Goats
All other animals	10	470.00	2	190.00
Musical instruments	344	19,040.00	399	23,135.00
Clocks and watches	305	3,660.00	315	3,340.00
Jewelry, gold and silver plate, diamonds and other precious stones	1,975.00	1,010.00

ARAPAHOE—Concluded.

ABSTRACTS OF THE ASSESSMENT FOR THE YEARS 1905 AND 1906.

	No. of	1905 Valuation	No. of	1906 Valuation
Amount of money, credits, book accounts and other accounts not evidenced by writing				
Cash value promissory notes, bonds, debentures, and all other written evidence of in- debtedness		35,290.00		34,775.00
Cash value of special privileges and franchises not included in other items				
Average cash value bank de- posits in state		26,065.00		12,955.00
Average cash value bank de- posits out of state		11,025.00		
Carriages and vehicles of every description	1,420	28,770.00	1,466	32,885.00
Household property (over and above exemption)		78,255.00		91,330.00
Libraries				
Furniture and fixtures		10,640.00		11,095.00
All other property		233,505.00		228,585.00
Bank stock or shares in any bank				7,400.00
Stock or shares in any corpora- tion doing business in the state				
Total		\$ 4,980,280.00		\$ 4,840,605.00
Deduct amount personal prop- erty exempt per constitutional amendment of 1904		150,510.00		183,015.00
Total net assessment		\$ 4,829,770.00		\$ 4,657,590.00
Number of military polls	900		1,012	

ARCHULETA.

ABSTRACTS OF THE ASSESSMENT FOR THE YEARS 1905 AND 1906.

	1905		1906	
	No. of	Valuation	No. of	Valuation
Acres of agricultural land	5,787	\$ 28,935.00	6,959	\$ 34,795.00
Acres of grazing land	154,000	192,500.00	168,314	132,314.00
Acres of coal land	40	600.00	40	400.00
Acres of timber owned separate from land		15,148.00		16,400.00
Acres of other land and kind thereof, timber land	24,003	60,007.50	23,088	57,720.00
Improvements on lands and the kind of land thereof, deeded land		22,842.75		33,840.50
Improvements on public lands and leased lands		15,345.00		7,885.00
Town and city lots, including 80 acres Pagosa Hot Springs Co.		67,869.00		67,568.00
Improvements on town and city lots and Hot Spgs ground.....		44,070.00		45,002.00
Metalliferous mining claims.....				
Improvements on metalliferous mining claims				
Globe Express Co.....		3,125.00		2,957.00
Miles of railroads, as returned by state board of equalization		306,450.00	79.65	272,500.00
Other railroad property, rolling stock		30,850.00		30,850.00
Miles of telegraph lines, West- ern Union Telegraph Co.....		2,601.00	60.00	2,607.00
Miles of telephone lines, Pagosa Spgs. Exchange		600.00		
Average value of merchandise..		76,357.18		51,787.00
Average amount of capital em- ployed in manufactures		40,039.82		35,900.00
Horses	1,829	35,714.50	1,372	34,606.00
Mules	46	1,532.00	48	1,525.00
Asses	94	182.00		
Cattle	6,895	60,428.50	6,739	73,150.00
Sheep	93,115	141,312.00	49,532	72,298.00
Swine	209	739.00	155	914.00
Goats	2,201	2,201.00		
All other animals			588	2,693.00
Musical instruments	61	4,605.00	65	4,336.00
Clocks and watches	151	951.00	139	1,013.00

ARCHULETA—Concluded.

ABSTRACTS OF THE ASSESSMENT FOR THE YEARS 1905 AND 1906.

	No. of	1905 Valuation	No. of	1906 Valuation
Jewelry, gold and silver plate, diamonds and other precious stones	95.00	104.00
Amount of money, credits, book accounts and other accounts not evidenced by writing	20,914.00	9,779.00
Cash value promissory notes, bonds debentures, and all other written evidence of indebted- ness
Cash value of special privileges and franchises not included in other items
Average cash value bank de- posits in state
Average cash value bank de- posits out of state
Carriages and vehicles of every description	467	8,728.50	427	8,599.00
Household property (over and above exemption)	14,512.00	9,619.00
Libraries	225.00	100.00
Furniture and fixtures	7,339.00	6,986.50
All other property	15,551.44	12,555.35
Bank stock or shares in any bank
Stock or shares in any corpora- tion doing business in the state
Total	\$ 1,222,400.19	\$ 1,030,753.35
Deduct amount personal prop- erty exempt per constitutional amendment of 1904	72,200.00	48,400.00
Total net assessment	\$ 1,150,200.19	\$ 982,353.35
Number of military polls	412	294

BACA.

ABSTRACTS OF THE ASSESSMENT FOR THE YEARS 1905 AND 1906.

	1905		1906	
	No. of	Valuation	No. of	Valuation
Acres of agricultural land				
Acres of grazing land	295,541	\$ 165,307.00	295,508	\$ 206,785.00
Acres of coal land				
Acres of oil land				
Acres of other mineral land and kind thereof				
Improvements on lands and the kind of land thereof, grazing..		22,342.00		20,905.00
Improvements on public lands ..		4,921.00		5,046.00
Town and city lots		1,000.00		1,028.00
Improvements on town and city lots		1,847.00		2,465.00
Metalliferous mining claims.....				
Improvements on metalliferous mining claims				
Gross output from metalliferous mining claims				
Miles of railroads, as returned by state board of equalization				
Other railroad property				
Miles of telegraph lines				
Miles of telephone lines				
Average value of merchandise ..		7,525.00		9,450.00
Average amount of capital employed in manufactures				
Horses	3,024	40,320.00	2,254	34,785.00
Mules	48	1,295.00	61	2,095.00
Asses				
Cattle	26,120	269,837.00	25,579	250,773.00
Sheep	29,950	44,925.00	32,850	49,276.00
Swine	152	378.00	155	386.00
Goats				
All other animals	12	100.00	23	394.00
Musical instruments	40	517.00	39	607.00
Clocks and watches	102	310.00	83	236.00
Jewelry, gold and silver plate, diamonds and other precious stones		15.00		
Amount of money, credits, book accounts and other accounts not evidenced by writing		14,276.00		12,659.00

BACA—Concluded.

ABSTRACTS OF THE ASSESSMENT FOR THE YEARS 1905 AND 1906.

	No. of	1905 Valuation	No. of	1906 Valuation
Cash value promissory notes, bonds, debentures, and all other written evidence of in- debtedness
Cash value of special privileges and franchises not included in other items
Average cash value bank de- posits in state
Average cash value bank de- posits out of state
Carriages and vehicles of every description	261	4,309.00	241	3,925.00
Household property (over and above exemption)	3,358.00	2,990.00
Libraries
Furniture and fixtures
All other property	4,826.00	4,865.00
Bank stock or shares in any bank
Stock or shares in any corpora- tion doing business in the state
Total	\$ 587,408.00	\$ 608,670.00
Deduct amount personal prop- erty exempt per constitutional amendment of 1904	5,011.00	26,232.00
Total net assessment	\$ 582,397.00	\$ 582,438.00
Number of military polls	217	201

BENT.

ABSTRACTS OF THE ASSESSMENT FOR THE YEARS 1905 AND 1906.

	1905		1906	
	No. of	Valuation	No. of	Valuation
Acres of agricultural land	38,583	\$ 388,100.00	38,216	\$ 595,032.00
Acres of grazing land	103,404	110,834.00	109,915	146,161.00
Acres of coal land
Acres of oil land
Acres of other mineral land and kind thereof
Improvements on lands and the kind of land thereof	40,787.00	43,315.00
Improvements on public lands	8,545.00	9,260.00
Town and city lots	62,042.00	62,577.00
Improvements on town and city lots	87,845.00	90,090.00
Metalliferous mining claims
Improvements on metalliferous mining claims
Gross output from metalliferous mining claims
Miles of railroads, as returned by state board of equalization	36.92	546,416.00	36.92	516,880.00
Other railroad property.....	17,349.00	10,278.00
Miles of telegraph lines	11,873.00	11,873.00
Miles of telephone lines	14,973.00	17,763.00
Average value of merchandise	22,250.00	22,075.00
Average amount of capital em- ployed in manufactures
Horses	1,622	35,698.00	2,092	45,443.00
Mules	143	3,250.00	163	3,376.00
Asses
Cattle	8,550	90,165.00	7,835	83,084.00
Sheep	25,515	43,460.00	30,264	51,599.00
Swine	377	838.00	410	921.00
Goats
All other animals
Musical instruments	13	860.00	12	710.00
Clocks and watches
Jewelry, gold and silver plate, diamonds and other precious stones
Amount of money, credits, book accounts and other accounts not evidenced by writing

BENT—Concluded.

ABSTRACTS OF THE ASSESSMENT FOR THE YEARS 1905 AND 1906.

	No. of	1905 Valuation	No. of	1906 Valuation
Cash value promissory notes, bonds, debentures, and all other written evidence of indebtedness
Cash value of special privileges and franchises not included in other items
Average cash value bank deposits in state
Average cash value bank deposits out of state
Carriages and vehicles of every description	311	3,557.00	388	4,825.00
Household property (over and above exemption)	7,515.00	7,515.00
Libraries	1,485.00	1,550.00
Furniture and fixtures
All other property	3,745.00	3,918.00
Bank stock or shares in any bank	23,104.00	20,260.00
Stock or shares in any corporation doing business in the state	582.00
Total	\$ 1,525,273.00	\$ 1,748,505.00
Deduct amount personal property exempt per constitutional amendment of 1904	33,600.00	38,400.00
Total net assessment	\$ 1,491,673.00	\$ 1,710,105.00
Number of military polls	246	302

BOULDER.

ABSTRACTS OF THE ASSESSMENT FOR THE YEARS 1905 AND 1906.

	1905		1906	
	No. of	Valuation	No. of	Valuation
Acres of agricultural land	96,495	\$ 2,009,185.00	100,217	\$ 2,182,735.00
Acres of grazing land	117,119	308,500.00	113,715	313,185.00
Acres of coal land	4,480	246,065.00	3,082	198,755.00
Acres of land, reservoir and ditch	514	6,380.00	13,071	98,940.00
Acres of other mineral land and kind thereof, stone, precious mineral	10,616	194,885.00
Improvements on lands and the kind of land thereof	844,465.00
Improvements on public lands...	32,500.00	975,245.00
Town and city lots	1,376,125.00	1,494,885.00
Improvements on town and city lots	2,648,955.00	2,910,965.00
Metalliferous mining claims	548,490.00	525,890.00
Improvements on metalliferous mining claims	406,490.00	475,580.00
Gross output from metalliferous mining claims
Miles of railroads, as returned by state board of equalization	125.65	1,163,570.00	146.04	1,218,552.00
Other property by state board..	111,601.00	11,807.00
Miles of telegraph lines	163.00	6,427.00
Miles of telephone lines	4,245.11	119,950.00
Average value of merchandise and m'f'g	413,000.00	527,815.00
Average amount of capital employed in manufactures
Horses	6,850	198,025.00	7,201	244,950.00
Mules	357	11,070.00	408	15,680.00
Asses
Cattle	14,431	189,115.00	13,761	168,850.00
Sheep	7,316	8,970.00	11,359	17,040.00
Swine	1,331	6,375.00	1,539	5,645.00
Bees (swarms)	4,717	9,430.00	4,097	4,105.00
All other animals	67	4,210.00	88	2,280.00
Musical instruments	1,010	67,375.00	1,271	82,850.00
Clocks and watches	935	7,685.00	1,055	7,740.00
Jewelry, gold and silver plate, diamonds and other precious stones	3,125.00	4,355.00

BOULDER—Concluded.

ABSTRACTS OF THE ASSESSMENT FOR THE YEARS 1905 AND 1906.

	No. of	1905 Valuation	No. of	1906 Valuation
Amount of money, credits, book accounts and other accounts not evidenced by writing, and				
Cash value promissory notes, bonds, debentures, and all other written evidence of indebtedness		251,590.00		83,120.00
Cash value of special privileges and franchises not included in other items				
Average cash value bank deposits in state				
Average cash value bank deposits out of state				
Carriages and vehicles of every description	3,442	79,115.00	3,956	82,900.00
Household property (over and above exemption)		21,245.00		435,770.00
Bicycles	143	945.00	145	12,365.00
Furniture and fixtures		105,440.00		95,290.00
All other property		86,060.00		124,255.00
Bank stock or shares in any bank				159,110.00
Stock or shares in any corporation doing business in the state				
Total		\$ 11,359,986.00		\$ 12,607,036.00
Deduct amount personal property exempt per constitutional amendment of 1904				626,655.00
Total net assessment		\$ 11,359,986.00		\$ 11,980,381.00
Number of military polls	3,415		3,416	

CHAFFEE.

ABSTRACTS OF THE ASSESSMENT FOR THE YEARS 1905 AND 1906.

	1905		1906	
	No. of	Valuation	No. of	Valuation
Acres of agricultural land.....	16,374	\$ 181,710.00	15,640	\$ 164,390.00
Acres of grazing land.....	51,150	50,937.00	58,361	62,121.00
Acres of coal land.....
Acres of oil land.....
Acres of other mineral land and kind thereof, agr.....	180,330.00
Improvements on lands and the kind of land thereof, graz.....	10,145.00	143,529.00
Improvements on public lands..	14,220.00	11,508.00
Town and city lots.....	379,572.00	340,262.00
Improvements on town and city lots	457,065.00	492,870.00
Metalliferous mining claims and placers, $\Delta\frac{1}{4}$ included.....	110,390.00	141,109.00
Improvements on metalliferous mining claims	45,240.00	35,267.00
Gross output from metalliferous mining claims
Miles of railroads, as returned by State Board of Equalization				
Other railroad property.....				
Miles of telegraph lines.....		1,350,607.00		1,349,259.00
Miles of telephone lines.....				
Average value of merchandise..		100,980.00		115,670.00
Average amount of capital employed in manufactures.....				
Horses	1,665	34,515.00	1,400	30,001.00
Mules	24	525.00	30	750.00
Asses
Cattle	4,010	40,100.00	5,670	51,030.00
Sheep	40	90.00	10	20.00
Swine	450	1,800.00
Goats	5	10.00
All other animals.....	21	450.00	50	576.00
Musical instruments	350	21,215.00	320	22,400.00
Clocks and watches.....	430	4,300.00	471	4,710.00
Jewelry, gold and silver plate, diamonds and other precious stones	1,060.00	1,000.00

CHAFFEE—Concluded.

ABSTRACTS OF THE ASSESSMENT FOR THE YEARS 1905 AND 1906.

	No. of	1905 Valuation	No. of	1906 Valuation
Amount of money, credits, book accounts and other accounts not evidenced by writing.....				
Cash value promissory notes, bonds, debentures, and all other written evidence of indebtedness		15,390.00		12,610.00
Cash value of special privileges and franchises not included in other items				
Average cash value bank deposits in state.....				
Average cash value bank deposits out of state.....				
Carriages and vehicles of every description	940	17,145.00	910	18,200.00
Household property (over and above exemption)	153,000.00	110,300.00
Libraries	900.00	600.00
Furniture and fixtures, in mdse.
All other property.....	46,250.00	74,010.00
Bank stock or shares in any bank	39,850.00	43,800.00
Stock or shares in any corporation doing business in the state
Total	\$ 3,255,996.00	\$ 3,227,792.00
Deduct amount personal property exempt per constitutional amendment of 1904	198,390.00	165,901.00
Total	\$ 3,057,606.00	\$ 3,061,891.00
Number of military polls.....	758	930

CHEYENNE.

ABSTRACTS OF THE ASSESSMENT FOR THE YEARS 1905 AND 1906.

	1905		1906	
	No. of	Valuation	No. of	Valuation
Acres of agricultural land.....				
Acres of grazing land	593,334	\$ 445,004.00	594,427	\$ 594,427.00
Acres of coal land				
Acres of oil land				
Acres of other mineral land and kind thereof				
Improvements on lands and the kind of land thereof.....		5,500.00		6,150.00
Improvements on public lands..		5,110.00		10,250.00
Town and city lots.....		3,548.00	2,531	4,436.00
Improvements on town and city lots		8,050.00		11,035.00
Metalliferous mining claims.....				
Improvements on metalliferous mining claims				
Gross output from metalliferous mining claims				
Miles of railroads, as returned by State Board of Equalization				
Other railroad property.....	63.13	903,401.00	63.13	871,379.00
Miles of telegraph lines.....				
Miles of telephone lines.....				
Average value of merchandise..		3,200.00		3,700.00
Average amount of capital employed in manufactures.....				
Horses	1,017	10,170.00	893	10,020.00
Mules	19	285.00	34	510.00
Asses				
Cattle	7,249	72,512.00	5,819	58,730.00
Sheep	10,402	15,603.00	5,750	8,625.00
Swine	32	96.00	59	177.00
Goats				
All other animals.....				
Musical instruments	15	580.00	21	745.00
Clocks and watches.....	43	301.00	43	325.00
Jewelry, gold and silver plate, diamonds and other precious stones				
Amount of money, credits, book accounts and other accounts not evidenced by writing.....				

CHEYENNE—Concluded.

ABSTRACTS OF THE ASSESSMENT FOR THE YEARS 1905 AND 1906.

	No. of	1905 Valuation	No. of	1906 Valuation
Cash value promissory notes, bonds, debentures, and all other written evidence of indebted- ness
Cash value of special privileges and franchises not included in other items
Average cash value bank depos- its in state.....
Average cash value bank depos- its out of state.....
Carriages and vehicles of every description	111	1,665.00	178	2,640.00
Household property (over and above exemption)
Libraries
Furniture and fixtures.....
All other property	665.00	770.00
Bank stock or shares in any bank	2,000.00	2,000.00
Stock or shares in any corpora- tion doing business in the state
Total
Deduct amount personal prop- erty exempt per constitutional amendment of 1904.....
Total net assessment.....	\$ 1,477,690.00	\$ 1,585,919.00
Number of military polls.....	133	195

CLEAR CREEK.

ABSTRACTS OF THE ASSESSMENT FOR THE YEARS 1905 AND 1906.

	1905		1906	
	No. of	Valuation	No. of	Valuation
Acres of agricultural land	24,794	\$ 53,000.00	25,114	\$ 60,000.00
Acres of grazing land				
Acres of coal land				
Acres of oil land				
Acres of other mineral land and kind of land thereof.....				
Improvements on lands and the kind thereof	}	11,000.00		8,725.00
Improvements on public lands...				
Town and city lots.....		1,041,350.00		510,127.00
Improvements on town and city lots				424,913.00
Metalliferous mining claims.....		717,964.00		655,308.00
Improvements on metalliferous mining claims		310,000.00		291,600.00
Gross output from metalliferous mining claims		83,550.00		105,342.00
Miles of railroads, as returned by State Board of Equalization	25.77	283,470.00	25.77	339,657.00
Other railroad property.....	25.77	1,546.00		1,546.00
Miles of telegraph lines.....		3,092.00	29.00	3,092.00
Miles of telephone lines.....		14,961.00	737.41	16,019.00
Average value of merchandise...		130,700.00		95,000.00
Average amount of capital em- ployed in manufactures.....				6,000.00
Horses	650	16,000.00	612	15,865.00
Mules	12	300.00	9	230.00
Asses	70	700.00	81	810.00
Cattle	700	11,000.00	800	11,125.00
Sheep				
Swine				
Goats				
All other animals.....				
Musical instruments			145	7,000.00
Clocks and watches.....			158	1,260.00
Jewelry, gold and silver plate, diamonds and other pre- cious stones				1,555.00
Amount of money, credits, book accounts and other accounts not evidenced by writing.....				

CLEAR CREEK—Concluded.

ABSTRACTS OF THE ASSESSMENT FOR THE YEARS 1905 AND 1906.

	No. of	1905 Valuation	No. of	1906 Valuation
Cash value promissory notes, bonds, debentures, and all other written evidence of indebted- ness
Cash value of special privileges and franchises not included in other items
Average cash value bank depos- its in state	2,315.00
Average cash value bank depos- its out of state.....
Carriages and vehicles of every scription	330	7,920.00
Household property (over and above exemption)	187,740.00
Libraries	1,040.00
Furniture and fixtures.....	14,175.00
All other property.....	2,500.00	1,500.00
Bank stock or shares in any bank	52,500.00	51,340.00
Stock or shares in any corpora- tion doing business in the state
Total	\$ 2,733,633.00	\$ 2,821,204.00
Deduct amount personal prop- erty exempt per constitutional amendment of 1904.....	5,000.00	197,740.00
Total net assessment.....	\$ 2,728,633.00	\$ 2,623,464.00
Number of military polls.....	300	500

CONEJOS.

ABSTRACTS OF THE ASSESSMENT FOR THE YEARS 1905 AND 1906.

	1905		1906	
	No. of	Valuation	No. of	Valuation
Acres of agricultural land.....	96,723	\$ 619,870.00	104,237	\$ 778,798.00
Acres of grazing land.....	161,784	202,230.00	150,880	236,320.00
Acres of state land.....	11,892	13,257.00	10,970	31,552.00
Acres of oil land.....
Acres of other mineral land and kind thereof
Improvements on lands and the kind of land thereof.....	146,069.00	122,263.00
Improvements on public lands..	9,487.00	7,354.00
Town and city lots.....	102,442.00	107,661.00
Improvements on town and city lots	187,384.00	194,580.00
Metalliferous mining claims....	12,145.00	15,075.00
Improvements on metalliferous mining claims	6,530.00	6,560.00
Gross output from metalliferous mining claims.....
Miles of railroads, as returned by State Board of Equalization	73.85	486,350.00	77.80	510,050.00
Other railroad property.....	5,346.00	8,725.00
Miles of telegraph lines.....	8,858.00	213.00	8,798.00
Miles of telephone lines.....	22,861.00	646.36	24,004.00
Average value of merchandise.	86,830.00	92,795.00
Average amount of capital employed in manufactures.....
Horses	2,887	52,503.00	2,707	46,358.00
Mules	105	1,352.00	58	1,397.00
Asses
Cattle	8,920	86,020.00	7,447	80,059.00
Sheep	36,187	46,718.00	39,076	58,871.00
Swine	318	929.00	459	1,451.00
Goats
All other animals	165	386.00	457.00
Musical instruments	182	5,893.00	149	6,009.00
Clocks and watches	200	1,273.00	154	904.00
Jewelry, gold and silver plate, diamonds and other precious stones	625.00	1,045.00
Amount of money, credits, book accounts and other accounts not evidenced by writing.....	11,500.00	17,207.00

CONEJOS—Concluded.

ABSTRACTS OF THE ASSESSMENT FOR THE YEARS 1905 AND 1906.

	No. of	1905 Valuation	No. of	1906 Valuation
Cash value promissory notes, bonds, debentures, and all other written evidence of indebtedness
Cash value of special privileges and franchises not included in other items.....
Average cash value bank deposits in state.....
Average cash value bank deposits out of state
Carriages and vehicles of every description	1,110	19,189.00	1,088	20,358.00
Household property	17,997.00
Libraries
Furniture and fixtures.....	38,214.00
All other property.....	21,906.00	26,624.00
Bank stock or shares in any bank
Stock or shares in any corporation doing business in the state	400.00	200.00
Total	\$ 2,176,350.00	\$ 2,443,689.00
Deduct amount personal property exempt per constitutional amendment of 1904.....	129,736.00	122,442.00
Total net assessment	\$ 2,046,614.00	\$ 2,321,247.00
Number of military polls.....	1,419	1,090

COSTILLA.

ABSTRACTS OF THE ASSESSMENT FOR THE YEARS 1905 AND 1906.

	1905		1906	
	No. of	Valuation	No. of	Valuation
Acres of agricultural land	125,782	\$ 321,466.00	126,140	\$ 354,652.00
Acres of grazing land	67,561	119,305.00	67,561	54,591.00
Acres of desert and mountain lands	767,685	79,970.00	767,685	115,152.00
Acres of oil land				
Acres of other mineral land and kind thereof	1,106.24	4,212.00	1,106.24	4,212.00
Improvements on lands and the kind of land thereof.....		63,457.00		43,779.00
Improvements on public lands...		1,235.00		1,850.00
Town and city lots.....		18,250.00		18,140.00
Improvements on town and city lots		38,690.00		36,100.00
Metalliferous mining claims.....	1,179	20,664.00	1,179	20,664.00
Improvements on metalliferous mining claims				
Gross output from metalliferous mining claims				
Miles of railroads, as returned by State Board of Equalization	75.55	548,050.00	75.55	548,050.00
Other railroad property.....		234.00		234.00
Miles of telegraph lines.....	75.55	7,927.00	198.00	7,927.00
Miles of telephone lines.....		7,758.00	196.94	7,752.00
Average value of merchandise..		25,835.00		27,155.00
Average amount of capital employed in manufactures.....		26,200.00		34,900.00
Horses	1,754	30,089.00	1,790	35,396.00
Mules	90	1,815.00	69	1,562.00
Asses	32	120.00		
Cattle	8,103	91,586.00	10,074	110,181.00
Sheep	18,800	23,003.00	20,966	26,203.00
Swine	229	845.00	407	1,115.00
Goats	1,837	2,235.00	1,891	2,386.00
All other animals.....			4	32.00
Musical instruments		1,594.00		2,177.00
Clocks and watches.....		709.00		708.00
Jewelry, gold and silver plate, diamonds and other precious stones		5.00		109.00
Amount of money, credits, book accounts and other accounts not evidenced by writing.....		5,742.00		1,070.00

COSTILLA—Concluded.

ABSTRACTS OF THE ASSESSMENT FOR THE YEARS 1905 AND 1906.

	1905		1906	
	No. of	Valuation	No. of	Valuation
Cash value promissory notes, bonds, debentures, and all other written evidence of indebtedness
Cash value of special privileges and franchises not included in items
Average cash value bank deposits in state
Average cash value bank deposits out of state.....
Carriages and vehicles of every description	12,184.00	13,602.00
Household property	11,385.00
Libraries
Furniture and fixtures.....
All other property.....	29,114.00	21,911.00
Bank stock or shares in any bank
Stock or shares in any corporation doing business in the state
Total	\$ 1,494,279.00	\$ 1,491,610.00
Deduct amount personal property exempt per constitutional amendment of 1904.....	65,731.00	58,876.00
Total net assessment.....	\$ 1,428,548.00	\$ 1,432,734.00
Number of military polls.....	614	560

CUSTER.

ABSTRACTS OF THE ASSESSMENT FOR THE YEARS 1905 AND 1906.

	1905		1906	
	No. of	Valuation	No. of	Valuation
Acres of agricultural land	14,001	\$ 129,630.00	13,696	\$ 123,150.00
Acres of grazing land	88,335	125,695.00	90,173	131,720.00
Acres of coal land
Acres of oil land
Acres of other mineral land and kind thereof
Improvements on lands and the kind of land thereof.....	102,435.00	90,800.00
Improvements on public lands...	10,720.00	8,060.00
Town and city lots.....	22,975.00	22,675.00
Improvements on town and city lots	50,445.00	48,605.00
Metalliferous mining claims.....	2,896	29,990.00	3,034	31,430.00
Improvements on metalliferous mining claims	45,840.00	85,840.00
Gross output from metalliferous mining claims	13,150.00	2,170.00
Miles of railroads, as returned by State Board of Equalization	12.89	77,340.00	12.90	77,400.00
Other railroad property.....	19,335.00	19,350.00
Miles of telegraph lines.....	12.89	1,520.00	12.90	1,520.00
Miles of telephone lines.....	6,569.00	210.00	6,799.00
Average value of merchandise....	17,570.00	13,175.00
Globe Express Co.....	645.00	645.00
Horses	1,049	20,065.00	1,442	28,095.00
Mules	12	260.00	16	350.00
Asses
Cattle	9,167	92,470.00	9,201	74,315.00
Sheep	10	20.00	453	610.00
Swine	49	140.00	125	350.00
Goats
All other animals.....
Musical instruments	29	2,010.00	57	2,590.00
Clocks and watches.....	13	250.00	18	370.00
Jewelry, gold and silver plate, diamonds and other precious stones
Amount of money, credits, book accounts and other accounts not evidenced by writing.....	30,940.00	14,775.00

CUSTER—Concluded.

ABSTRACTS OF THE ASSESSMENT FOR THE YEARS 1905 AND 1906.

	1905		1906	
	No. of	Valuation	No. of	Valuation
Cash value promissory notes, bonds, debentures, and all other written evidences of indebtedness
Cash value of special privileges and franchises not included in other items
Average cash value bank deposits in state.....
Average cash value bank deposits out of state.....
Carriages and vehicles of every description	242	4,835.00	521	9,910.00
Household property	90.00	28,130.00
Libraries
Furniture and fixtures.....
All other property.....	5,845.00	8,655.00
Bank stock or shares in any bank	25.00
Stock or shares in any corporation doing business in the state
Total	\$ 831,489.00
Deduct amount personal property exempt per constitutional amendment of 1904.....	57,760.00
Total net assessment.....	\$ 810,809.00	\$ 773,729.00
Number of military polls.....	353	280

DELTA.

ABSTRACTS OF THE ASSESSMENT FOR THE YEARS 1905 AND 1906.

	1905		1906	
	No. of	Valuation	No. of	Valuation
Acres of agricultural land.....	56,177	\$ 743,022.00	75,080	\$ 771,737.00
Acres of grazing land.....	68,946	86,182.00	53,931	67,413.00
Acres of coal land.....	4,083	81,660.00	4,848	96,960.00
Acres of oil land.....
Acres of other mineral land and kind thereof.....
Improvements of lands and the kind of land thereof, agricul- tural lands	240,271.00	253,780.00
Improvements on public lands..	2,200.00	2,930.00
Town and city lots.....	160,235.00	166,930.00
Improvements on town and city lots	342,235.00	327,040.00
Metalliferous mining claims...
Improvements on metalliferous mining claims
Gross output from metallifer- ous mining claims.....
Miles of railroads, as returned by State Board of Equaliza- tion	71.25	473,400.00	71.25	473,400.00
Other railroad property, ex- press company	3,562.00	3,562.00
Miles of telegraph lines.....	71.25	7,921.00	71.25	7,921.00
Miles of telephone lines.....	245.70	27,152.00	952.14	31,772.00
Average value of merchandise..	146,905.00	143,910.00
Average amount of capital em- ployed in manufacture.....	17,500.00	19,890.00
Horses	3,043	80,355.00	3,684	106,100.00
Mules	97	3,095.00	75	2,775.00
Asses
Cattle	19,757	205,793.00	17,993	156,883.00
Sheep	11,080	17,030.00	13,504	21,075.00
Swine	919	2,928.00	877	2,561.00
Goats
All other animals.....	34	160.00	45	155.00
Musical instruments	187	15,495.00	197	13,270.00
Clocks and watches.....	40	410.00	46	440.00
Jewelry, gold and silver plate, diamonds and other precious stones	145.00	60.00

DELTA—Concluded.

ABSTRACTS OF THE ASSESSMENT FOR THE YEARS 1905 AND 1906.

	No. of	1905 Valuation	No. of	1906 Valuation
Amount of money, credits, book accounts and other accounts not evidenced by writing.....	1,070.00	1,305.00
Cash value promissory notes, bonds, debentures, and all other written evidence of indebtedness
Cash value of special privileges and franchises not included in other items
Average cash value bank deposits in state.....
Average cash value bank deposits out of state.....
Carriages and vehicles of every description	1,032	23,385.00	1,074	24,185.00
Household property	6,815.00	4,350.00
Bees	3,040	6,117.00	2,571	2,571.00
Furniture and fixtures.....	14,440.00	14,040.00
All other property.....	25,067.00	30,744.00
Bank stock or shares in any bank	39,350.00	56,641.00
Stock or shares in any corporation doing business in the state	3,500.00	5,600.00
Total	\$ 2,777,400.00	\$ 2,810,000.00
Deduct amount personal property exempt per constitutional amendment of 1904.....	75,400.00	96,200.00
Total net assessment.....	\$ 2,702,000.00	\$ 2,713,800.00
Number of military polls.....	869	1,112

DENVER.

ABSTRACTS OF THE ASSESSMENT FOR THE YEARS 1905 AND 1906.

	No. of	1905 Valuation	No. of	1906 Valuation
Acres of agricultural land				
Acres of grazing land				
Acres of coal land				
Acres of oil land				
Acres of other mineral land and kind thereof.....		\$ 55,552,650.00		\$ 2,510,630.00
Improvements on lands and the kind thereof.....			330	1,420,890.00
Improvements on public lands				
Town and city lots			202,516	52,511,455.00
Improvements on town and city lots	39,100	32,350,730.00	41,612	33,284,620.00
Metalliferous mining claims				
Improvements on metalliferous mining claims				
Gross output from metalliferous mining claims				
Miles of railroads, as returned by State Board of Equalization	66.48	648,876.00	68.58	676,240.00
Other railroad property		14,534.00		11,545.00
Miles of telegraph lines		10,308.00	504.35	14,212.00
Miles of telephone lines		745,157.00	34,035.11	765,646.00
Average value of merchandise... }		7,740,585.00		7,563,830.00
Average amount of capital em- ployed in manufactures				
Horses	9,091	354,970.00	8,529	370,125.00
Mules	131	4,090.00	95	3,735.00
Asses				
Cattle	4,261	111,295.00	3,803	104,955.00
Sheep	415	1,115.00	418	1,060.00
Swine	51	225.00	331	1,600.00
Goats				
All other animals	126	1,035.00	39	580.00
Musical instruments	11,556	1,030,725.00	11,531	1,005,415.00
Clocks and watches	9,691	188,425.00	8,413	159,375.00
Jewelry, gold and silver plate, diamonds and other precious stones		317,170.00		302,145.00
Amount of money, credits, book accounts and other accounts not evidenced by writing.....		2,776,185.00		2,600,260.00

DENVER—Concluded.

ABSTRACTS OF THE ASSESSMENT FOR THE YEARS 1905 AND 1906.

	1905		1906	
	No. of	Valuation	No. of	Valuation
Cash value promissory notes, bonds, debentures, and all other written evidence of indebtedness				27,740.00
Cash value of special privileges and franchises not included in other items		29,260.00		
Average cash value bank deposits in state				
Average cash value bank deposits out of state				
Carriages and vehicles of every description, auto and bikes	11,847	479,525.00	9,971	522,545.00
Household property		1,222,110.00		5,078,125.00
Libraries		2,477,935.00		1,773,440.00
Furniture and fixtures				
All other property		6,360,395.00		6,057,395.00
Bank stock or shares in any bank		2,868,030.00		2,608,610.00
Stock or shares in any corporation doing business in the state		68,605.00		68,625.00
Total		\$118,353,935.00		\$119,444,798.00
Deduct amount personal property exempt per constitutional amendment of 1904		3,015,015.00		3,687,725.00
Total net assessment		\$115,338,920.00		\$115,757,073.00
Number of military polls	46,494		12,126	

DOLORES.

ABSTRACTS OF THE ASSESSMENT FOR THE YEARS 1905 AND 1906.

	1905		1906	
	No. of	Valuation	No. of	Valuation
Acres of agricultural land	548	\$ 3,288.00	486	\$ 2,216.00
Acres of grazing land	3,831	4,780.00	4,213	5,268.00
Acres of coal land	593	5,930.00	592	5,930.00
Acres of land, timber	6,861	17,151.00	4,466	11,166.00
Acres of other mineral land and kind thereof				
Improvements on lands and the kind of land thereof, agricultural		3,550.00		3,525.00
Improvements on public lands... ..		6,800.00		3,990.00
Town and city lots		71,363.00		67,335.00
Improvements on town and city lots		67,555.00		61,985.00
Metalliferous mining claims, output 9.850		94,412.00		89,360.00
Improvements on metalliferous mining claims		36,337.00		33,231.60
Gross output from metalliferous mining claims 39.500				
Miles of railroads, as returned by State Board of Equalization	22.07	110,350.00	22.07	110,350.00
Other railroad property, Globe Express Co., 17.70 m.		885.00		885.00
Miles of telegraph lines, Western Union		2,138.00	35.00	2,139.00
Miles of telephone lines, 16 value 3.20				
Average value of merchandise ..		14,100.00		12,200.00
Average amount of capital employed in manufactures		24,000.00		23,500.00
Horses	259	6,184.00	292	6,423.00
Mules	35	875.00	21	505.00
Asses	39	195.00	60	300.00
Cattle	1,821	22,334.00	2,194	26,728.00
Sheep	9	22.00	10	24.00
Swine				
Goats				
All other animals				
Musical instruments	27	1,410.00	24	1,270.00
Clocks and watches	36	250.00	32	323.00
Jewelry, gold and silver plate, diamonds and other precious stones		100.00		100.00

DOLORS—Concluded.

ABSTRACTS OF THE ASSESSMENT FOR THE YEARS 1905 AND 1906.

	1905		1906	
	No. of	Valuation	No. of	Valuation
Amount of money, credits, book accounts and other accounts not evidenced by writing	2,650.00	2,600.00
Cash value promissory notes, bonds, debentures, and all other written evidence of indebtedness
Cash value of special privileges and franchises not included in other items
Average cash value bank deposits in state
Average cash value bank deposits out of state
Carriages and vehicles of every description	71	1,710.00	69	1,675.00
Household property (over and above exemption)
Libraries
Furniture and fixtures	}	5,130.00	}	5,155.00
All other property				
Bank stock or shares in any bank	5,000.00	5,000.00
Stock or shares in any corporation doing business in the state
Total	\$ 508,590.00	\$ 483,883.00
Deduct amount personal property exempt per constitutional amendment of 1904
Total net assessment
Number of military polls	190	154

DOUGLAS.

ABSTRACTS OF THE ASSESSMENT FOR THE YEARS 1905 AND 1906.

	1905		1906	
	No. of	Valuation	No. of	Valuation
Acres of agricultural land	360,820	\$ 670,710.00	361,151	\$ 661,977.00
Acres of grazing land				
Acres of coal land				
Acres of oil land				
Acres of other mineral land and kind thereof				
Improvements on lands and the kind of land thereof.....		298,320.00		295,985.00
Improvements on public lands....		990.00		915.00
Town and city lots.....		98,035.00		98,070.00
Improvements on town and city lots		57,345.00		61,960.00
Metalliferous mining claims.....				
Improvements on metalliferous mining claims				
Gross output from metalliferous mining claims				
Miles of railroads, as returned by State Board of Equalization....			121.33	1,392,157.00
Other railroad property.....		1,509,488.00		27,908.00
Miles of telegraph lines.....			1,352.97	25,988.00
Miles of telephone lines.....			1,393.85	22,385.00
Average value of merchandise... ..		19,690.00		19,125.00
Average amount of capital employed in manufactures.....		4,100.00		6,900.00
Horses	2,388	61,400.00	2,304	58,950.00
Mules	32	1,220.00	32	1,035.00
Asses				
Cattle	16,244	194,770.00	15,594	184,510.00
Sheep				
Swine	493	2,365.00	435	2,160.00
Goats				
All other animals.....	1	5.00	8	505.00
Musical instruments	128	4,635.00	89	4,480.00
Clocks and watches.....	56	580.00	58	630.00
Jewelry, gold and silver plate, diamonds and other precious stones		100.00		100.00
Amount of money, credits, book accounts and other accounts not evidenced by writing.....		9,625.00		

DOUGLAS—Concluded.

ABSTRACTS OF THE ASSESSMENT FOR THE YEARS 1905 AND 1906.

	1905		1906	
	No. of	Valuation	No. of	Valuation
Cash value promissory notes, bonds, debentures, and all other written evidence of indebtedness				
Cash value of special privileges and franchises not included in other items				
Average cash value bank deposits in state.....				9,625.00
Average cash value bank deposits out of state.....				
Carriages and vehicles of every description	898	14,370.00	833	12,980.00
Household property		21,510.00		17,745.00
Libraries				
Furniture and fixtures.....	}	55,230.00		39,445.00
All other property.....				
Bank stock or shares in any bank		2,375.00		
Stock or shares in any corporation in the state.....				13,605.00
Total		\$ 3,026,863.00		\$ 2,959,140.00
Deduct amount personal property exempt per constitutional amendment of 1904.....		64,685.00		76,260.00
Total net assessment.....		\$ 2,962,178.00		\$ 2,882,880.00
Number of military polls.....	401		423	

EAGLE.

ABSTRACTS OF THE ASSESSMENT FOR THE YEARS 1905 AND 1906.

	1905		1906	
	No. of	Valuation	No. of	Valuation
Acres of agricultural land	14,793	\$ 165,611.00	15,817	\$ 178,201.00
Acres of grazing land	47,770	78,298.00	47,151	77,632.00
Acres of coal land
Acres of oil land
Acres of other mineral land and kind thereof
Improvements on lands and the kind of land thereof.....	55,785.00	53,295.00
Improvements on public lands....	7,925.00	9,545.00
Town and city lots.....	30,075.00	32,928.00
Improvements on town and city lots	74,740.00	81,748.00
Metalliferous mining claims.....	85,775.00	92,002.00
Improvements on metalliferous mining claims	27,140.00	26,005.00
Gross output from metalliferous mining claims	8,731.00	24,890.00
Miles of railroads, as returned by State Board of Equalization....	87.54	939,977.00	87.53	939,977.00
Other railroad property.....	24,994.00	21,121.00
Miles of telegraph lines.....	10,216.00	10,217.00
Miles of telephone lines.....	11,496.00	13,909.00
Average value of merchandise...	32,500.00	31,910.00
Average amount of capital em- ployed in manufactures.....
Horses	2,105	57,773.00	2,292	60,795.00
Mules	9	215.00	7	160.00
Asses
Cattle	15,581	134,744.00	18,714	164,690.00
Sheep	22,081	33,210.00	14,720	22,055.00
Swine	255	805.00	272	970.00
Goats
All other animals.....	165	168.00	50	75.00
Musical instruments	125	8,260.00	110	8,905.00
Clocks and watches.....	190	1,549.00	162	1,280.00
Jewelry, gold and silver plate, diamonds and other precious stones	150.00

EAGLE—Concluded.

ABSTRACTS OF THE ASSESSMENT FOR THE YEARS 1905 AND 1906.

	No. of	1905 Valuation	No. of	1906 Valuation
Amount of money, credits, book accounts and other accounts)				
Cash value promissory notes, bonds, debentures, and all other written evidence of indebted- ness		7,200.00		10,485.00
Cash value of special privileges and franchises not included in other items
Average cash value bank depos- its in state.....	
Average cash value bank depos- its out of state.....	
Carriages and vehicles of every description	388	7,265.00	521	9,030.00
Household property		21,250.00		22,235.00
Libraries
Furniture and fixtures.....	
All other property.....		18,905.00		18,140.00
Bank stock or shares in any bank
Stock or shares in any corpora- tion doing business in the state
Total		<u>\$ 1,844,757.00</u>		<u>\$ 1,914,300.00</u>
Deduct amount personal property exempt per constitutional amendment of 1904.....		<u>71,930.00</u>		<u>68,495.00</u>
Total net assessment.....		<u>\$ 1,772,827.00</u>		<u>\$ 1,845,805.00</u>
Number of military polls.....	561	489

ELBERT.

ABSTRACTS OF THE ASSESSMENT FOR THE YEARS 1905 AND 1906.

	1905		1906	
	No. of	Valuation	No. of	Valuation
Acres of agricultural land.....	23,300	\$ 43,699.00	23,300	\$ 95,970.00
Acres of grazing land.....	678,583	678,583.00	638,905	798,621.00
Acres of coal land.....
Acres of oil land.....
Acres of other mineral land and kind thereof
Improvements on lands and the kind of land thereof.....	84,192.00	98,165.00
Improvements on public lands..	2,400.00	3,610.00
Town lots	6,480.00	6,110.00
Improvements on town and city lots	22,720.00	24,420.00
Metalliferous mining claims.....
Improvements on metalliferous mining claims
Gross output from metalliferous mining claims
Miles of railroads, as returned by State Board of Equalization	1,016,117.00	83.18	994,797.00
Other railroad property.....	31,049.00	24,715.00
Miles of telegraph lines.....	394.08	11,375.00
Miles of telephone lines.....	2,820.00
Average value of merchandise..	16,600.00	18,850.00
Average amount of capital em- ployed in manufactures.....
Horses	1,990	67,070.00	1,977	67,580.00
Mules	55	2,680.00	53	2,730.00
Asses
Cattle	17,054	192,860.00	14,311	172,090.00
Sheep	31,572	48,375.00	40,650	78,910.00
Swine	129	650.00	190	910.00
Goats
All other animals.....
Musical instruments	2,650.00	2,550.00
Clocks and watches.....	2,330.00	1,050.00
Jewelry, gold and silver plate, diamonds and other precious stones
Amount of money, credits, book accounts and other accounts not evidenced by writing.....	8,200.00	11,300.00

ELBERT—Concluded.

ABSTRACTS OF THE ASSESSMENT FOR THE YEARS 1905 AND 1906.

	No. of	1905 Valuation	No. of	1906 Valuation
Cash value promissory notes, bonds, debentures, and all other written evidence of in- debtedness
Cash value of special privileges and franchises not included in other items
Average cash value bank depos- its in state.....
Average cash value bank depos- its out of state.....
Carriages and vehicles of every description	16,420.00	12,070.00
Household property (over and above exemption)	11,335.00	10,380.00
Libraries
Furniture and fixtures
All other property.....	1,840.00	10,000.00
Bank stock or shares in any bank
Stock or shares in any corpora- tion
Total	\$ 2,256,250.00	\$ 2,449,023.00
Deduct amount of personal prop- erty exempt per constitutional amendment of 1904.....	72,000.00	59,800.00
Total net assessment.....	\$ 2,184,250.00	\$ 2,389,223.00
Number of military polls.....	270	194

EL PASO.

ABSTRACTS OF THE ASSESSMENT FOR THE YEARS 1905 AND 1906.

	1905		1906	
	No. of	Valuation	No. of	Valuation
Acres of agricultural land.....	79,740.96	\$ 604,980.00	79,680	\$ 610,770.00
Acres of grazing land.....	523,263.49	867,750.00	523,263	874,580.00
Acres of coal land.....	1,083.44	44,250.00	1,143	44,970.00
Acres of oil land.....
Acres of other mineral land and kind thereof	739.24	4,640.00
Improvements on lands and the kind of land thereof.....	1,357,550.00	1,321,620.00
Improvements on public lands..	43,480.00	44,030.00
Town and city lots.....	6,430,180.00	6,322,520.00
Improvements on town and city lots	7,066,280.00	7,024,090.00
Metalliferous mining claims.....	4,740.00
Improvements on metalliferous mining claims
Gross output from metalliferous mining claims
Miles of railroads, as returned by State Board of Equalization	316.80	3,237,139.00	313.79	3,238,184.00
Other railroad property.....	68,673.00	67,493.00
Miles of telegraph lines.....	50,727.00	2,361.20	49,045.00
Miles of telephone lines.....	139	153,545.00	7,591.31	169,142.00
Average value of merchandise..	1,103,980.00	1,070,330.00
Average amount of capital employed in manufactures.....
Horses	5,517	150,580.00	5,778	144,930.00
Mules	293	9,480.00	228	6,480.00
Asses
Cattle	27,909	322,410.00	25,574	294,520.00
Sheep	35,912	53,860.00	34,856	52,300.00
Swine	605	2,630.00	934	4,380.00
Goats
All other animals.....	340	2,330.00	352	2,840.00
Musical instruments	1,500	108,060.00	1,566	99,270.00
Clocks and watches.....	1,081	18,940.00	962	16,900.00
Jewelry, gold and silver plate, diamonds and other precious stones	43,890.00	38,770.00
Amount of money, credits, book accounts and other accounts not evidenced by writing.....	39,630.00	34,470.00

EL PASO—Concluded.

ABSTRACTS OF THE ASSESSMENT FOR THE YEARS 1905 AND 1906.

	No. of	1905 Valuation	No. of	1906 Valuation
Cash value promissory notes, bonds, debentures, and all other written evidence of indebtedness	129,810.00	92,410.00
Cash value of special privileges and franchises not included in other items	291,000.00	284,000.00
Average cash value bank deposits in state.....	267,690.00	277,030.00
Average cash value bank deposits out of state.....
Carriages and vehicles of every description	2,737	104,140.00	3,343	108,590.00
Household property (over and above exemption)	730,220.00	781,680.00
Libraries	}	170,200.00	}	155,550.00
Furniture and fixtures.....				
All other property.....	498,430.00	483,690.00
Bank stock or shares in any bank	699,980.00	703,980.00
Stock or shares in any corporation doing business in the state	1,400.00	1,300.00
Total	\$ 24,677,854.00	\$ 24,421,604.00
Deduct amount of personal property exempt per constitutional amendment of 1904.....	672,730.00	740,570.00
Total net assessment.....	\$ 24,005,124.00	\$ 23,684,034.00
Number of military polls.....	4,912	5,023

FREMONT.

ABSTRACTS OF THE ASSESSMENT FOR THE YEARS 1905 AND 1906.

	1905		1906	
	No. of	Valuation	No. of	Valuation
Acres of agricultural land	30,135	\$ 515,430.00	30,355	\$ 736,895.00
Acres of grazing land	127,420	198,180.00	128,963	218,937.00
Acres of coal land	16,500	355,286.00	16,900	399,714.00
Acres of oil land	6,800	131,000.00	6,800	125,500.00
Acres of other mineral land and kind thereof, lime stone, fire clay, marble, etc.	3,168	9,610.00	3,168	9,232.00
Improvements on lands and the kind of land thereof		568,650.00		580,400.00
Improvements on public lands ..		7,335.00		9,660.00
Town and city lots		989,425.00		912,297.00
Improvements on town and city lots		811,020.00		867,461.00
Metalliferous mining claims	2,297	27,564.00	2,307	27,684.00
Improvements on metalliferous mining claims		1,320.00		1,500.00
Gross output from metalliferous mining claims				
Miles of railroads, as returned by state board of equalization	144.456	1,561,448.00	144.456	1,561,448.00
Other railroad property		51,162.00		43,120.00
Miles of telegraph lines			641.54	19,264.00
Miles of telephone lines		50,977.00	1,491.82	34,141.00
Average value of merchandise ..		149,430.00		170,035.00
Average amount of capital employed in manufactures		502,620.00		452,600.00
Horses	2,024	38,195.00	2,933	76,110.00
Mules	136	3,800.00	146	4,430.00
Asses				
Cattle	13,051	115,235.00	14,675	153,006.00
Sheep				
Swine	272	695.00	426	1,514.00
Goats			200	200.00
All other animals	224	360.00	74	310.00
Musical instruments	209	10,575.00	628	31,075.00
Clocks and watches	54	710.00	724	7,641.00
Jewelry, gold and silver plate, diamonds and other precious stones		1,325.00		4,640.00

FREMONT—Concluded.

ABSTRACTS OF THE ASSESSMENT FOR THE YEARS 1905 AND 1906.

	No. of	1905 Valuation	No. of	1906 Valuation
Amount of money, credits, book accounts and other accounts not evidenced by writing				
Cash value promissory notes, bonds, debentures, and all other written evidence of indebtedness				
Cash value of special privileges and franchises not included in other items		23,696.00		60,797.00
Average cash value bank deposits in state				
Average cash value bank deposits out of state				
Carriages and vehicles of every description	583	16,200.00	1,632	35,525.00
Household property (over and above exemption)		6,915.00		259,251.00
Libraries		2,830.00		3,500.00
Furniture and fixtures		16,950.00		32,870.00
All other property		13,175.00		78,467.00
Bank stock or shares in any bank		62,000.00		61,000.00
Stock or shares in any corporation doing business in the state				
Total		\$ 6,243,118.00		\$ 6,980,224.00
Deduct amount personal property exempt per constitutional amendment of 1904				353,913.00
Total net assessment		\$ 6,243,118.00		\$ 6,626,311.00
Number of military polls	1,007		2,020	

GARFIELD.

ABSTRACTS OF THE ASSESSMENT FOR THE YEARS 1905 AND 1906.

	1905		1906	
	No. of	Valuation	No. of	Valuation
Acres of agricultural land	29,511	\$ 328,035.00	32,607	\$ 343,595.00
Acres of grazing land	105,590	138,700.00	105,494	124,229.00
Acres of coal land	3,670	153,780.00	3,665	152,460.00
Acres of oil land
Acres of other mineral land and kind thereof	578	1,500.00	713	1,825.00
Improvements on lands and the kind of land thereof	202,890.00	192,415.00
Improvements on public lands	9,010.00	13,975.00
Town and city lots	235,470.00	240,970.00
Improvements on town and city lots	342,070.00	382,305.00
Metalliferous mining claims
Improvements on metalliferous mining claims
Gross output from metalliferous mining claims
Miles of railroads, as returned by State Board of Equalization	1,454,910.00	228	1,398,856.00
Other railroad property	37,009.00
Miles of telegraph lines	470	16,620.00
Miles of telephone lines	1,277	39,309.00
Average value of merchandise	122,420.00	111,370.00
Average amount of capital em- ployed in manufactures
Horses	3,364	87,855.00	3,852	95,045.00
Mules	77	2,790.00	66	2,120.00
Asses	35	175.00
Cattle	23,841	223,465.00	26,378	230,269.00
Sheep	159	305.00	10,058	15,095.00
Swine	970	2,785.00	1,020	3,038.00
Goats
All other animals	5	1,335.00	615	4,855.00
Musical instruments	138	6,110.00	140	5,490.00
Clocks and watches
Jewelry, gold and silver plate, diamonds and other precious stones	485.00	650.00
Amount of money, credits, book accounts and other accounts not evidenced by writing	3,545.00	4,760.00

GARFIELD—Concluded.

ABSTRACTS OF THE ASSESSMENT FOR THE YEARS 1905 AND 1906.

	1905		1906	
	No. of	Valuation	No. of	Valuation
Cash value promissory notes, bonds, debentures, and all other written evidence of indebtedness				
Cash value of special privileges and franchises not included in other items				
Average cash value bank deposits in state				
Average cash value bank deposits out of state				
Carriages and vehicles of every description	1,136	26,410.00	1,139	28,160.00
Household property (over and above exemption)		62,480.00		70,115.00
Libraries				
Furniture and fixtures		24,655.00		20,720.00
All other property		77,780.00		71,600.00
Bank stock or shares in any bank		41,470.00		42,635.00
Stock or shares in any corporation doing business in the state				
Total		\$ 3,550,255.00		\$ 3,648,765.00
Deduct amount personal property exempt per constitutional amendment of 1904		134,525.00		141,055.00
Total net assessment		\$ 3,415,730.00		\$ 3,507,710.00
Number of military polls	513		497	

GILPIN.

ABSTRACTS OF THE ASSESSMENT FOR THE YEARS 1905 AND 1906.

	1905		1906	
	No. of	Valuation	No. of	Valuation
Acres of agricultural land	7,488	\$ 46,060.00	9,244	\$ 52,815.00
Acres of grazing land	15,751	143,350.00	10,623	63,825.00
Acres of coal land
Acres of oil land
Acres of other mineral land and kind thereof
Improvements on lands and the kind of land thereof.....	12,805.00	10,700.00
Improvements on public lands...	27,622.00	28,785.00
Town and city lots.....	13,723.00	14,131.00
Improvements on town and city lots	676,768.00	831,280.00
Metalliferous mining claims.....	638,074.00	517,029.00
Improvements on metalliferous mining claims	509,344.00	439,925.00
Gross output from metalliferous mining claims
Miles of railroads, as returned by State Board of Equalization	49	258,350.00	51	298,035.00
Other railroad property, Wells Fargo Express Co.....	669.00	2,221.00
Miles of telegraph lines.....	1,462.00	1,462.00
Miles of telephone lines.....	12,413.00	12,934.00
Average value of merchandise...	157,838.00	135,376.00
Average amount of capital em- ployed in manufactures.....
Horses	375	15,090.00	425	13,600.00
Mules	4	225.00	8	225.00
Asses
Cattle	228	7,210.00	416	6,385.00
Sheep
Swine
Goats
All other animals.....
Musical instruments	17	1,348.00	75	3,128.00
Clocks and watches.....	3	160.00
Jewelry, gold and silver plate, diamonds and other precious stones
Amount of money, credits, book accounts and other accounts not evidenced by writing.....

GILPIN—Concluded.

ABSTRACTS OF THE ASSESSMENT FOR THE YEARS 1905 AND 1906.

	No. of	1905 Valuation	No. of	1906 Valuation
Cash value promissory notes, bonds, debentures, and all other written evidences of indebtedness
Cash value of special privileges and franchises not included in other items
Average cash value bank deposits in state
Average cash value bank deposits out of state.....
Carriages and vehicles of every description	293	10,190.00	375	11,660.00
Household property (over and above exemption)	800.00	1,950.00
Libraries	550.00
Furniture and fixtures.....	8,285.00	10,475.00
All other property.....	275.00
Bank stock or shares in any bank	110,000.00	110,000.00
Stock or shares in any corporation doing business in the state
Total	\$ 2,652,336.00	\$ 2,566,216.00
Deduct amount personal property exempt per constitutional amendment of 1904.....	6,000.00
Total net assessment.....	\$ 2,646,336.00	\$ 2,566,216.00
Number of military polls.....	250	500

GRAND.

ABSTRACTS OF THE ASSESSMENT FOR THE YEARS 1905 AND 1906.

	1905		1906	
	No. of	Valuation	No. of	Valuation
Acres of agricultural land	12,944	\$ 64,720.00	12,516	\$ 62,580.00
Acres of grazing land	53,826	53,826.00	52,989	61,376.00
Acres of timber land			26,732	133,660.00
Acres of oil land				
Acres of other mineral land and kind thereof				
Improvements on lands and the kind of land thereof, ranch lands		38,238.00		35,902.00
Improvements on public lands....		9,102.00		10,105.00
Town and city lots.....		21,398.00		21,308.00
Improvements on town and city lots		28,695.00		37,185.00
Metalliferous mining claims and timber lands		74,093.00		8,144.00
Improvements on metalliferous mining claims				1,550.00
Gross output from metalliferous mining claims				
Miles of railroads, as returned by State Board of Equalization	11.04	33,120.00	43.63	218,150.00
Other railroad property.....				2,618.00
Miles of telegraph lines.....				
Miles of telephone lines.....		8,196.00	193.48	8,487.00
Average value of merchandise...		14,402.00		17,960.00
Average amount of capital employed in manufactures.....		5,375.00		11,950.00
Horses	2,185	38,844.00	2,197	37,429.00
Mules	23	375.00	5	95.00
Asses	14	70.00	7	35.00
Cattle	12,864	108,565.00	10,089	85,827.00
Sheep	591	885.00	833	1,296.00
Swine	35	101.00	20	41.00
Goats				
All other animals.....				
Musical instruments	33	725.00	24	575.00
Clocks and watches.....	6	50.00		
Jewelry, gold and silver plate, diamonds and other precious stones				
Amount of money, credits, book accounts and other accounts not evidenced by writing.....		4,050.00		4,950.00

GRAND—Concluded.

ABSTRACTS OF THE ASSESSMENT FOR THE YEARS 1905 AND 1906.

	1905		1906	
	No. of	Valuation	No. of	Valuation
Cash value promissory notes, bonds, debentures, and all other written evidences of indebtedness				
Cash value of special privileges and franchises not included in other items				
Average cash value bank deposits in state				
Average cash value bank deposits out of state.....				
Carriages and vehicles of every description	374	5,670.00	430	5,914.00
Household property (over and above exemption)		300.00		8,390.00
Libraries				
Furniture and fixtures.....				
All other property.....		8,221.00		9,652.00
Bank stock or shares in any bank				
Stock or shares in any corporation doing business in the state				
Total		\$ 519,021.00		\$ 785,179.00
Deduct amount personal property exempt per constitutional amendment of 1904.....				32,331.00
Total net assessment.....		\$ 519,021.00		\$ 752,848.00
Number of military polls.....	219		221	

GUNNISON.

ABSTRACTS OF THE ASSESSMENT FOR THE YEARS 1905 AND 1906.

	1905		1906	
	No. of	Valuation	No. of	Valuation
Acres of agricultural land.....	24,279	\$ 138,205.00	26,452	\$ 143,360.00
Acres of grazing land.....	60,286	85,310.50	62,308	88,795.00
Acres of coal land.....	15,896	362,480.00	16,817	385,480.00
Acres of oil land.....
Acres of other mineral land and the kind thereof.....
Improvements on lands and the kind of land thereof.....	83,775.00	87,170.00
Improvements on public lands..	16,180.00	6,005.00
Town and city lots.....	117,265.00	124,540.00
Improvements on town and city lots	174,630.00	176,465.00
Metalliferous mining claims and gross output	265,185.00	269,345.00
Improvements on metalliferous mining claims	67,345.00	79,620.00
Gross output from metalliferous mining claims
Miles of railroads, as returned by State Board of Equalization	185.89	1,128,995.00	185.89	1,128,995.00
Other railroad property, Wells Fargo and Globe Express Co.'s.	8,289.00	8,289.00
Miles of telegraph lines.....	179.63	23,517.00	179.63	23,513.00
Miles of telephone lines.....			2,000.00
Average value of merchandise..	75,705.00	76,050.00
Average amount of capital em- ployed in manufactures.....	12,300.00	7,485.00
Horses	2,402	37,335.00	2,241	36,345.00
Mules	92	2,460.00	45	1,250.00
Asses
Cattle	19,677	170,320.00	18,737	163,015.00
Sheep	10,831	17,765.00	8,260	12,140.00
Swine	46	125.00	42	140.00
Goats
All other animals.....	107	255.00	275	750.00
Musical instruments	130	5,280.00	110	4,930.00
Clocks and watches.....	83	770.00	69	635.00
Jewelry, gold and silver plate, diamonds and other precious stones	805.00

GUNNISON—Concluded.

ABSTRACTS OF THE ASSESSMENT FOR THE YEARS 1905 AND 1906.

	No. of	1905 Valuation	No. of	1906 Valuation
Cash value of special privileges and franchises not included in other items				
Average cash value bank deposits in state.....				
Average cash value bank deposits out of state.....		32,975.00		36,240.00
Amount of money, credits, book accounts and other accounts not evidenced in writing.....				
Cash value promissory notes, bonds, debentures, and all other written evidence of indebtedness				
Carriages and vehicles of every description	702	12,470.00	667	11,155.00
Household property (over and above exemption)		1,100.00		69,565.00
Bicycles	36	225.00	31	210.00
Furniture and fixtures.....				
All other property.....		20,945.00		16,155.00
Bank stock or shares in any bank				
Stock or shares in any corporation doing business in the state		1,385.00		
Total		\$ 2,863,396.00		\$ 2,951,042.00
Deduct amount personal property exempt per constitutional amendment of 1904.....				62,500.00
Total net assessment.....				\$ 2,888,442.00
Number of military polls.....	1,064		733	

HINSDALE.

ABSTRACTS OF THE ASSESSMENT FOR THE YEARS 1905 AND 1906.

	1905		1906	
	No. of	Valuation	No. of	Valuation
Acres of agricultural land.....	5,563	\$ 8,335.00	5,483	\$ 8,500.00
Acres of grazing land.....				
Acres of coal land.....				
Acres of oil land.....				
Acres of other mineral land and kind thereof				
Improvements on lands and the kind of land thereof, deeded....		8,120.00		3,395.00
Improvements on public lands...		12,175.00		3,435.00
Town and city lots.....		51,095.00		50,115.00
Improvements on town and city lots		105,935.00		104,065.00
Metalliferous mining claims.....		146,480.00		150,715.00
Improvements on metalliferous mining claims		144,150.00		155,265.00
Gross output from metalliferous mining claims		10,000.00		10,000.00
Miles of railroads, as returned by State Board of Equalization	9.45	47,250.00	9.45	47,250.00
Other railroad property, Globe Express		472.00		473.00
Miles of telegraph lines, Western Union and Self Winding Clocks		1,274.00	18	1,264.00
Miles of telephone lines.....				
Average value of merchandise...		20,150.00		17,050.00
Average amount of capital employed in manufacture.....		3,425.00		12,070.00
Horses	452	6,865.00	312	5,935.00
Mules	8	200.00	7	195.00
Asses	54	270.00	83	415.00
Cattle	2,330	21,330.00	1,502	13,270.00
Sheep	14,500	21,750.00	13,403	20,105.00
Swine			17	45.00
Goats				
All other animals.....				
Musical instruments	25	1,605.00	47	2,465.00
Clocks and watches.....	9	100.00	79	860.00
Jewelry, gold and silver plate, diamonds and other precious stones		100.00		100.00

HINSDALE—Concluded.

ABSTRACTS OF THE ASSESSMENT FOR THE YEARS 1905 AND 1906.

	No. of	1905 Valuation	No. of	1906 Valuation
Amount of money, credits, book accounts and other accounts not evidenced by writing.....	4,250.00	6,250.00
Cash value promissory notes, bonds, debentures, and all other written evidence of indebtedness
Cash value of special privileges and franchises not included in other items
Average cash value bank deposits in state.....
Average cash value bank deposits out of state.....
Carriages and vehicles of every description	110	1,655.00	151	2,395.00
Household property (over and above exemption)	1,010.00	10,325.00
Libraries
Furniture and fixtures.....	2,690.00
All other property.....	7,090.00	7,095.00
Bank stock or shares in any bank
Stock or shares in any corporation doing business in the state
Total	\$ 625,086.00	\$ 641,742.00
Deduct amount personal property exempt per constitutional amendment of 1904.....	20,635.00
Total net assessment.....	\$ 625,086.00	\$ 621,107.00
Number of military polls.....	211	115

HUERFANO.

ABSTRACTS OF THE ASSESSMENT FOR THE YEARS 1905 AND 1906.

	1905		1906	
	No. of	Valuation	No. of	Valuation
Acres of agricultural land	13,577	\$ 136,714.00	13,586	\$ 137,124.00
Acres of grazing land	234,590	406,008.00	239,242	402,050.00
Acres of coal land	10,105	282,505.00	10,050	281,256.00
Acres of oil land				
Acres of other mineral land and kind thereof				
Improvements on lands and the kind thereof, including coal mines		556,728.00		552,102.00
Improvements on public lands ..		39,367.00		36,248.00
Town and city lots		105,220.00		106,320.00
Improvements on town and city lots		233,650.00		238,540.00
Metalliferous mining claims				
Improvements on metalliferous mining claims				
Gross output from metalliferous mining claims				
Miles of railroads, as returned by State Board of Equalization	125.73	1,143,600.00	124.05	1,149,853.00
Other railroad property		65,991.00		26,830.00
Miles of telegraph lines		17,990.00		18,815.00
Miles of telephone lines		14,069.00		14,270.00
Average value of merchandise..		158,318.00		157,210.00
Average amount of capital employed in manufactures				
Horses	2,723	66,933.00	2,410	65,920.00
Mules	270	9,395.00	271	9,296.00
Asses	9	38.00	10	30.00
Cattle	11,887	189,571.00	10,690	181,470.00
Sheep	43,455	65,957.00	42,450	63,675.00
Swine	237	1,018.00	242	1,095.00
Goats	973	1,326.00	883	1,324.00
All other animals, bulls	290	10,055.00	286	8,230.00
Musical instruments	134	7,948.00	132	7,748.00
Clocks and watches	294	2,127.00	293	2,240.00
Jewelry, gold and silver plate, diamonds and other precious stones		175.00		125.00
Amount of money, credits, book accounts and other accounts not evidenced by writing		45,817.00		46,870.00

HUERFANO—Concluded.

ABSTRACTS OF THE ASSESSMENT FOR THE YEARS 1905 AND 1906.

	No. of	1905 Valuation	No. of	1906 Valuation
Cash value promissory notes, bonds, debentures, and all other written evidence of in- debtedness	470.00	275.00
Cash value of special privileges and franchises not included in other items
Average cash value bank de- posits in state
Average cash value bank de- posits out of state
Carriages and vehicles of every description	1,061	24,512.00	1,082	23,980.00
Household property	19,461.00	18,692.00
Libraries
Furniture and fixtures	21,427.00	22,232.00
All other property	55,029.00	56,210.00
Bank stock or shares in any bank
Stock or shares in any corpora- tion doing business in the state
Total	\$ 3,681,419.00	\$ 3,630,030.00
Deduct amount personal prop- erty exempt per constitutional amendment of 1904	96,068.00	82,120.00
Total net assessment	\$ 3,585,351.00	\$ 3,547,910.00
Number of military polls	767	794

JEFFERSON.

ABSTRACTS OF THE ASSESSMENT FOR THE YEARS 1905 AND 1906.

	1905		1906	
	No. of	Valuation	No. of	Valuation
Acres of agricultural land	66,350	\$ 1,781,490.00	66,230	\$ 1,798,649.00
Acres of grazing land	232,326	447,720.00	232,420	453,125.00
Acres of coal land and clay	2,166	28,160.00	2,393	29,850.00
Acres of oil land
Acres of other mineral land and kind thereof
Improvements on lands and the kind of land thereof	759,445.00	795,030.00
Improvements on public lands...	7,000.00	4,970.00
Town and city lots	401,435.00	385,405.00
Improvements on town and city lots	306,155.00	323,215.00
Metalliferous mining claims.....
Improvements on metalliferous mining claims
Miles electric lines, by county assessor	19	85,500.00	19.00	85,500.00
Miles of railroads, as returned by State Board of Equaliza- tion	106.40	760,030.00	106.40	746,030.00
Other railroad property.....	5,700.00	7,762.00
Miles of telegraph lines.....	8,479.00	220.00	8,546.00
Miles telephone lines.....	21,554.00	1,257.05	27,816.00
Average value of merchandise..	79,320.00	84,325.00
Average amount of capital em- ployed in manufactures.....	70,665.00	74,430.00
Horses	4,704	123,800.00	4,617	125,360.00
Mules	79	2,295.00	72	2,040.00
Asses
Cattle	13,412	157,770.00	12,560	148,800.00
Sheep	336	770.00	565	1,000.00
Swine	914	3,450.00	966	3,515.00
Goats
All other animals	6	140.00	10	60.00
Musical instruments	354	16,150.00	391	19,485.00
Clocks and watches	367	3,035.00	645	5,705.00
Jewelry, gold and silver plate, diamonds and other precious stones	1,230.00	1,330.00
Amount of money, credits, book accounts and other accounts not evidenced by writing.....	2,015.00	2,130.00

JEFFERSON—Concluded.

ABSTRACTS OF THE ASSESSMENT FOR THE YEARS 1905 AND 1906.

	No. of	1905 Valuation	No. of	1906 Valuation
Cash value promissory notes, bonds, debentures, and all other written evidence of indebted- ness	4,150.00	4,360.00
Cash value of special privileges and franchises not included in other items	50,000.00	50,000.00
Average cash value bank de- posits in state	19,265.00	15,885.00
Average cash value bank de- posits out of state
Carriages and vehicles of every description	2,132	45,435.00	2,188	44,690.00
Household property	176,895.00	184,150.00
Libraries	1,560.00	1,500.00
Furniture and fixtures	5,365.00	5,010.00
All other property	37,150.00	27,320.00
Bank stock or shares in any bank	15,000.00	22,000.00
Stock or shares in any corpora- tion doing business in the state
Total	\$ 5,428,128.00	\$ 5,489,044.00
Deduct amount personal prop- erty exempt per constitutional amendment of 1904.....	294,755.00	333,260.00
Total net assessment	\$ 5,133,373.00	\$ 5,155,784.00
Number of military polls.....	1,317	1,478

KIOWA.

ABSTRACTS OF THE ASSESSMENT FOR THE YEARS 1905 AND 1906.

	1905		1906	
	No. of	Valuation	No. of	Valuation
Acres of agricultural land.....	2,400	\$ 6,333.00	2,400	\$ 4,800.00
Acres of grazing land.....	315,516	197,187.00	317,136	251,854.00
Acres of coal land.....
Acres of oil land.....
Acres of other mineral land and kind thereof
Improvements on lands and the kind of land thereof, deeded...	25,920.00	28,105.00
Improvements on public lands..	3,110.00	3,305.00
Town and city lots.....	3,807.00	2,461.00
Improvements on town and city lots	3,520.00	3,034.00
Metalliferous mining claims.....
Improvements on metalliferous mining claims
Gross output from metalliferous mining claims
Miles of railroads, as returned by State Board of Equalization	87.50	1,043,000.00	87.50	1,043,000.00
Other railroad property.....	20,783.00	20,825.00
Miles of telegraph lines.....	11,299.00	350	11,298.00
Miles of telephone lines.....
Average value of merchandise...	5,175.00	4,400.00
Average amount of capital em- ployed in manufactures.....	50.00
Horses	1,312	16,684.00	1,037	14,739.00
Mules	24	510.00	19	470.00
Asses
Cattle	10,525	108,330.00	9,324	93,917.00
Sheep	5,576	9,590.00	7,950	12,050.00
Swine	10	45.00	19	88.00
Goats
All other animals	2	10.00
Musical instruments	35	705.00	49	1,015.00
Clocks and watches	70	580.00	76	620.00
Jewelry, gold and silver plate, diamonds and other precious stones
Amount of money, credits, book accounts and other ac- counts not evidenced by writ- ing	7,500.00

KIOWA—Concluded.

ABSTRACTS OF THE ASSESSMENT FOR THE YEARS 1905 AND 1906.

	1905		1906	
	No. of	Valuation	No. of	Valuation
Cash value promissory notes, bonds, debentures, and all other written evidence of indebtedness
Cash value of special privileges and franchises not included in other items
Average cash value bank deposits in state	11,280.00
Average cash value bank deposits out of state.....
Carriages and vehicles of every description	122	1,670.00	160	2,005.00
Household property (over and above exemption)
Libraries
Furniture and fixtures	175.00
All other property	310.00	600.00
Bank stock or shares in any bank, exemptions	16,073.00
Stock or shares in any corporation doing business in the state
Total	\$ 1,482,131.00	\$ 1,510,101.00
Deduct amount personal property exempt per constitutional amendment of 1904.....	16,073.00	19,852.00
Total net assessment	\$ 1,466,058.00	\$ 1,490,249.00
Number of military polls.....	125	168

KIT CARSON.

ABSTRACTS OF THE ASSESSMENT FOR THE YEARS 1905 AND 1906.

	1905		1906	
	No. of	Valuation	No. of	Valuation
Acres of agricultural land.....	94,329	\$ 118,650.00	94,429	\$ 141,943.00
Acres of grazing land	379,820	474,775.00	386,192	579,290.00
Acres of coal land.....
Acres of oil land
Acres of other mineral land and kind thereof
Improvements on lands and the kind of land thereof, deeded	37,782.00	45,391.00
Improvements on public lands...	22,830.00	22,870.00
Town and city lots.....	14,943.00	8,987.00
Improvements on town and city lots	31,140.00	34,445.00
Metalliferous mining claims.....
Improvements on metalliferous mining claims
Gross output from metalliferous mining claims
Miles of railroads, as returned by State Board of Equaliza- tion	59.96	735,110.00	59.96	727,555.00
Other railroad property.....	11,915.00	14,711.00
Miles of telegraph lines.....	59.96	7,845.00	59.96	8,446.00
Miles of telephone lines.....	40	700.00	8.00	270.00
Average value of merchandise.	29,075.00	34,150.00
Average amount of capital em- ployed in manufactures.....
Horses	4,295	94,842.00	3,736	97,979.00
Mules	63	1,981.00	92	4,000.00
Asses	5	1,000.00	5	1,000.00
Cattle	24,707	289,522.00	19,437	176,301.00
Sheep	11,570	20,132.00	9,770	14,727.00
Swine	310	1,424.00	615	2,946.00
Goats	18	36.00	8	16.00
All other animals.....	12	17.00	12	71.00
Musical instruments	95	2,637.00	87	2,752.00
Clocks and watches	228	1,058.00	231	1,084.00
Jewelry, gold and silver plate, diamonds and other precious stones	148.00	975.00

KIT CARSON—Concluded.

ABSTRACTS OF THE ASSESSMENT FOR THE YEARS 1905 AND 1906.

	No. of	1905 Valuation	No. of	1906 Valuation
Amount of money, credits, book accounts and other accounts not evidenced by writing.....	12,300.00	19,171.00
Cash value promissory notes, bonds, debentures, and all other written evidence of indebtedness
Cash value of special privileges and franchises not included in other items
Average cash value bank deposits in state
Average cash value bank deposits out of state.....
Carriages and vehicles of every description	461	8,893.00	556	10,455.00
Household property	20,310.00	15,677.00
Libraries
Furniture and fixtures	478.00
All other property	17,017.00	17,400.00
Bank stock or shares in any bank	5,000.00	6,000.00
Stock or shares in any corporation doing business in the state
Total	\$ 1,961,082.00	\$ 1,989,000.00
Deduct amount personal property exempt per constitutional amendment of 1904.....	59,156.00	71,670.00
Total net assessment.....	\$ 1,901,926.00	\$ 1,917,420.00
Number of military polls.....	313	390

LAKE.

ABSTRACTS OF THE ASSESSMENT FOR THE YEARS 1905 AND 1906.

	1905		1906	
	No. of	Valuation	No. of	Valuation
Acres of agricultural land				
Acres of grazing land	25,791.24	\$ 83,260.00	25,901	\$ 88,548.00
Acres of coal land				
Acres of oil land				
Acres of other mineral land and kind thereof				
Improvements on lands and the kind of land thereof.....		433,740.00		436,130.00
Improvements on public lands...				
Town and city lots.....		524,900.00		507,630.00
Improvements on town and city lots		1,003,585.00		926,260.00
Metalliferous mining claims.....	35,438.288	830,875.00	35,555	847,445.00
Improvements on metalliferous mining claims		483,440.00		560,960.00
Gross output from metalliferous mining claims		989,515.00		1,132,850.00
Miles of railroads, as returned by State Board of Equaliza- tion	100.51	762,145.00	100.51	762,145.00
Other railroad property.....		17,557.00		16,529.00
Miles of telegraph lines.....		13,123.00	308.50	12,721.00
Miles of telephone lines.....		20,674.00	967.65	22,195.00
Average value of merchandise....		343,650.00		338,745.00
Average amount of capital em- ployed in manufactures.....		49,965.00		65,000.00
Horses	1,145	33,940.00	928	28,870.00
Mules				
Asses	29	210.00	38	175.00
Cattle	1,280	21,960.00	1,101	18,035.00
Sheep	11,932	17,910.00	17,830	26,745.00
Swine				
Goats				
All other animals.....				
Musical instruments	392	23,750.00	267	15,965.00
Clocks and watches.....	266	3,900.00	80	1,725.00
Jewelry, gold and silver plate, diamonds and other precious stones		3,355.00		3,000.00
Amount of money, credits, book accounts and other accounts not evidenced by writing.....		9,060.00		11,030.00

LAKE—Concluded.

ABSTRACTS OF THE ASSESSMENT FOR THE YEARS 1905 AND 1906.

	No. of	1905 Valuation	No. of	1906 Valuation
Cash value promissory notes, bonds, debentures, and all other written evidence of indebtedness	175.00	700.00
Cash value of special privileges and franchises not included in other items	4,400.00
Average cash value bank deposits in state.....	69,635.00	51,380.00
Average cash value bank deposits out of state.....
Carriages and vehicles of every description	1,037	32,770.00	746	23,845.00
Household property (over and above exemption)				
Libraries		3,625.00		50,550.00
Furniture and fixtures.....		54,335.00		
All other property.....		20,615.00		38,880.00
Bank stock or shares in any bank	129,285.00	119,000.00
Stock or shares in any corporation doing business in the state
Total	\$ 6,279,299.00	\$ 6,107,058.00
Deduct amount personal property exempt per constitutional amendment of 1904.....	293,885.00
Total net assessment.....	\$ 5,985,414.00	\$ 6,107,058.00
Number of military polls.....	3,057	1,325

LA PLATA.

ABSTRACTS OF THE ASSESSMENT FOR THE YEARS 1905 AND 1906.

	1905		1906	
	No. of	Valuation	No. of	Valuation
Acres of agricultural land	17,391	\$ 372,085.00	21,280	\$ 419,860.00
Acres of grazing land	104,732	203,400.00	117,205	243,700.00
Acres of coal land	4,830	95,545.00	10,745	187,610.00
Acres of oil land
Acres of other mineral land and kind thereof, timber and stone	9,820	24,125.00	10,099	25,362.00
Improvements on lands and the kind of land thereof, agricultural and grazing.....	340,855.00	484,925.00
Improvements on public lands...	12,973.00	14,995.00
Town and city lots.....	803,524.00	807,162.00
Improvements on town and city lots	581,658.00	625,424.00
Metalliferous mining claims.....	73,578.00	66,871.00
Improvements on metalliferous mining claims	37,300.00	63,525.00
Gross output from metalliferous mining claims	20,826.00	170,000.00
Miles of railroads, as returned by State Board of Equalization	101.93	627,525.00	120.08	718,275.00
Other property	5,286.00	6,094.00
Miles of telegraph lines.....	11,649.00	250.10	11,648.00
Miles of telephone lines.....	25,732.00	884.31	31,503.00
Average value of merchandise...	384,650.00	395,255.00
Average amount of capital employed in manufactures.....	74,600.00	107,400.00
Horses	2,261	64,170.00	2,683	81,225.00
Mules	229	5,030.00	160	4,668.00
Asses
Cattle	9,495	113,906.00	11,015	120,948.00
Sheep	30,175	60,350.00	31,009	65,120.00
Swine	343	1,235.00	541	2,110.00
Goats	} 466	645.00	647	1,042.00
All other animals.....				
Musical instruments	266	18,062.00	293	20,220.00
Clocks and watches.....	519	6,227.00	603	7,759.00
Jewelry, gold and silver plate, diamonds and other precious stones	4,040.00	5,910.00
Amount of money, credits, book accounts and other accounts not evidenced by writing.....	58,827.00	78,856.00

LA PLATA—Concluded.

ABSTRACTS OF THE ASSESSMENT FOR THE YEARS 1905 AND 1906.

	1905		1906	
	No. of	Valuation	No. of	Valuation
Cash value promissory notes, bonds, debentures, and all other written evidence of indebtedness
Cash value of special privileges and franchises not included in other items
Average cash value bank deposits in state.....
Average cash value bank deposits out of state.....
Carriages and vehicles of every description	1,057	27,667.00	1,406	30,960.00
Household property	89,178.00	109,230.00
Libraries
Furniture and fixtures.....	58,235.00	47,785.00
All other property.....	129,665.00	130,490.00
Bank stock or shares in any bank	123,000.00	123,000.00
Stock or shares in any corporation doing business in the state
Total	\$ 4,455,548.00	\$ 5,208,932.00
Deduct amount personal property exempt per constitutional amendment of 1904.....	118,441.00	171,343.00
Total net assessment.....	\$ 4,337,107.00	\$ 5,037,589.00
Number of military polls.....	1,052	1,101

LARIMER.

ABSTRACTS OF THE ASSESSMENT FOR THE YEARS 1905 AND 1906.

	1905		1906	
	No. of	Valuation	No. of	Valuation
Acres of agricultural land	94,682	\$ 1,533,400.00	97,413	\$ 1,571,160.90
Acres of grazing land	562,678	634,100.00	573,672	661,910.00
Acres of mountain meadow	37,264	178,955.00	37,305	190,370.00
Acres of oil land.....
Acres of other mineral land and kind thereof, stone.....	1,418	6,585.00	664	4,925.00
Improvements on lands and the kind of land thereof.....	1,205,250.00	1,221,975.00
Improvements on public lands..	21,345.00	32,385.00
Town and city lots.....	526,035.00	573,075.00
Improvements on town and city lots	1,131,080.00	1,356,735.00
Metalliferous mining claims.....
Self Winding Clock Co.....	110.00
Wells, Fargo Co. Express.....	1,961.00	2,358.00
Miles of railroads, as returned by State Board of Equaliza- tion	645,740.00	80.50	663,845.00
Other railroad property.....	1,901.00	2,981.00
Miles of telegraph lines.....	6,489.00	149.25	6,489.00
Miles of telephone lines.....	72,296.00	3,213.76	83,795.00
Average value of merchandise..	290,735.00	332,410.00
Average amount of capital em- ployed in manufactures.....	92,775.00	90,790.00
Horses	12,069	321,625.00	10,871	340,620.00
Mules	374	14,600.00	435	17,115.00
Asses
Cattle	51,639	561,235.00	51,500	461,350.00
Sheep	3,301	5,050.00	2,628	4,020.00
Swine	1,642	6,015.00	1,488	4,615.00
Goats
All other animals.....	267	1,305.00	428	1,615.00
Musical instruments	905	43,075.00	940	49,425.00
Clocks and watches.....	835	6,545.00	734	6,325.00
Jewelry, gold and silver plate, diamonds and other precious stones	1,210.00	1,015.00

LARIMER—Concluded.

ABSTRACTS OF THE ASSESSMENT FOR THE YEARS 1905 AND 1906.

	No. of	1905 Valuation	No. of	1906 Valuation
Amount of money, credits, book accounts and other accounts not evidenced by writing.....				
Cash value promissory notes, bonds, debentures, and all other written evidence of indebtedness		85,070.00		71,470.00
Cash value of special privileges and franchises not included in other items				
Average cash value bank deposits in state.....				
Average cash value bank deposits out of state.....				
Carriages and vehicles of every description	4,308	84,515.00	4,270	92,730.00
Household property		257,430.00		
Libraries				274,495.00
Furniture and fixtures.....				
All other property.....		85,665.00		101,390.00
Bank stock or shares in any bank		204,810.00		288,700.00
Stock or shares in any corporation doing business in the state				
Total		\$ 8,026,907.00		\$ 8,510,088.00
Deduct amount personal property exempt per constitutional amendment of 1904.....		470,275.00		481,105.00
Total net assessment.....		\$ 7,556,632.00		\$ 8,028,983.00
Number of military polls.....	2,134		2,295	

LAS ANIMAS.

ABSTRACTS OF THE ASSESSMENT FOR THE YEARS 1905 AND 1906.

	1905		1906	
	No. of	Valuation	No. of	Valuation
Acres of agricultural land	41,729.21	\$ 328,840.00	44,336.61	\$ 364,090.00
Acres of grazing land	583,278.73	883,640.00	95,905.01	903,985.00
Acres of coal land.....	61,593.17	1,245,200.00	68,457.85	1,320,880.00
Acres of oil land.....
Acres of other mineral land and kind thereof
Improvements on lands and the kind of land thereof.....	1,439,290.00	1,414,140.00
Improvements on public lands..	42,825.00	142,695.00
Town and city lots.....	1,097,670.00	1,375,950.00
Improvements on town and city lots	1,724,140.00	1,906,810.00
Metalliferous mining claims.....
Improvements on metalliferous mining claims
Gross output from metalliferous mining claims
Miles of railroads, as returned by State Board of Equalization	245.22	3,021,900.00	243.73	3,012,950.00
Other railroad property.....	54,478.00	43,316.00
Miles of telegraph lines.....	39,277.00	1,500.57	39,964.00
Miles of telephone lines.....	81,572.00	2,934.33	73,917.00
Average value of merchandise, } And average amount of capital } employed in manufactures.....	634,395.00	668,130.00
Horses	7,275	178,445.00	8,241	189,935.00
Mules	984	28,315.00	879	30,070.00
Asses
Cattle	27,905	388,745.00	29,402	364,380.00
Sheep	118,085	192,850.00	136,811	220,685.00
Swine	500	2,345.00	629	2,520.00
Goats	11,391	24,035.00	11,919	22,920.00
All other animals.....
Musical instruments	554	38,990.00	631	47,595.00
Clocks and watches.....	869	9,695.00	920	10,400.00
Jewelry, gold and silver plate, diamonds and other precious stones	5,525.00	6,520.00

LAS ANIMAS—Concluded.

ABSTRACTS OF THE ASSESSMENT FOR THE YEARS 1905 AND 1906.

	1905		1906	
	No. of	Valuation	No. of	Valuation
Amount of money, credits, book accounts and other accounts not evidenced by writing.....				
Cash value promissory notes, bonds, debentures, and all other written evidence of indebtedness		176,195.00		62,445.00
Cash value of special privileges and franchises not included in other items				
Average cash value bank deposits in state.....				
Average cash value bank deposits out of state.....				
Carriages and vehicles of every description	2,739	75,530.00	2,846	80,150.00
Household property (over and above exemption)		243,720.00		313,135.00
Bicycles	84	1,770.00	56	575.00
Furniture and fixtures.....		98,610.00		96,095.00
All other property.....		167,475.00		179,835.00
Bank stock or shares in any bank				91,835.00
Stock or shares in any corporation doing business in the state				
Total		\$ 12,225,472.00		\$ 12,985,932.00
Deduct amount personal property exempt per constitutional amendment of 1904.....		298,470.00		398,100.00
Total net assessment.....		\$ 11,927,002.00		\$ 12,587,832.00
Number of military polls.....	2,438		3,283	

LINCOLN.

ABSTRACTS OF THE ASSESSMENT FOR THE YEARS 1905 AND 1906.

	1905		1906	
	No. of	Valuation	No. of	Valuation
Acres of agricultural land.....				
Acres of grazing land.....	572,373	\$ 572,350.00	574,799	\$ 574,790.00
Acres of coal land.....				
Acres of oil land.....				
Acres of other mineral land and kind thereof				
Improvements on lands and the kind of land thereof, grazing..		39,820.00		44,150.00
Improvements on public lands...		12,090.00		13,830.00
Town and city lots.....		4,200.00		6,210.00
Improvements on town and city lots		20,460.00		24,500.00
Metalliferous mining claims.....				
Improvements on metalliferous mining claims				
Gross output from metalliferous mining claims				
Miles of railroads, as returned by State Board of Equalization	72.85	964,594.00	74.30	939,243.00
Other railroad property, Pullman, express and foreign car lines		16,751.00		17,992.00
Miles of telegraph lines.....		10,345.00	409.60	10,647.00
Miles of telephone lines.....				2,000.00
Average value of merchandise...		19,900.00		24,550.00
Average amount of capital employed in manufactures.....				
Horses	1,867	28,300.00	1,740	34,790.00
Mules	29	710.00	27	890.00
Asses				
Cattle	17,450	174,500.00	16,143	128,980.00
Sheep	83,370	125,040.00	77,130	115,700.00
Swine	7	20.00	109	550.00
Goats				
All other animals.....				
Musical instruments	25	1,200.00	48	1,840.00
Clocks and watches.....	23	190.00	22	250.00
Jewelry, gold and silver plate, diamonds and other precious stones				

LINCOLN—Concluded.

ABSTRACTS OF THE ASSESSMENT FOR THE YEARS 1905 AND 1906.

	1905		1906	
	No. of	Valuation	No. of	Valuation
Amount of money, credits, book accounts and other accounts not evidenced by writing.....	350.00
Cash value promissory notes, bonds, debentures, and all other written evidence of indebtedness
Cash value of special privileges and franchises not included in other items
Average cash value bank deposits in state.....	13,340.00
Average cash value bank deposits out of state.....
Carriages and vehicles of every description	235	3,120.00	343	3,960.00
Household property (over and above exemption)	2,560.00	5,210.00
Libraries
Furniture and fixtures.....
All other property.....	5,340.00	8,440.00
Bank stock or shares in any bank	10,100.00
Stock or shares in any corporation doing business in the state
Total	\$ 2,015,180.00	\$ 1,968,622.00
Deduct amount personal property exempt per constitutional amendment of 1904.....	25,800.00	29,470.00
Total net assessment.....	\$ 1,989,380.00	\$ 1,939,152.00
Number of military polls.....	151	189

LOGAN.

ABSTRACTS OF THE ASSESSMENT FOR THE YEARS 1905 AND 1906.

	1905		1906	
	No. of	Valuation	No. of	Valuation
Acres of agricultural land.....	81,812	\$ 406,815.00	48,999	\$ 422,720.00
Acres of grazing land.....	363,646	279,815.00	398,238	397,655.00
Acres of coal land.....
Acres of oil land
Acres of other mineral land and kind thereof
Improvements on lands and the kind of land thereof, agricul- tural and grazing	51,330.00	157,180.00
Improvements on public lands...	6,830.00	10,050.00
Town and city lots.....	36,945.00	91,450.00
Improvements on town and city lots	117,820.00	133,030.00
Metalliferous mining claims.....
Improvements on metalliferous mining claims
Gross output from metalliferous mining claims
Miles of railroads, as returned by State Board of Equaliza- tion	133.56	1,279,240.00	133.56	1,252,520.00
Other railroad property.....	23,946.00	29,126.00
Miles of telegraph lines.....	133.41	5,755.00	89.20	5,755.00
Miles of telephone lines.....	12,344.00	697.85	17,945.00
Average value of merchandise...	55,515.00	161,965.00
Colorado Postal Telegraph-Ca- ble Co.....	7,319.00	7,319.00
Horses	4,846	67,790.00	5,004	109,940.00
Mules	61	1,405.00	120	3,525.00
Asses
Cattle	29,631	296,361.00	30,230	250,625.00
Sheep	12,201	15,270.00	10,224	17,895.00
Swine	852	2,250.00	1,241	3,785.00
Goats
All other animals
Musical instruments.....	153	6,345.00	167	7,520.00
Clocks and watches.....	118	710.00	190	1,340.00
Jewelry, gold and silver plate, diamonds and other precious stones

LOGAN—Concluded.

ABSTRACTS OF THE ASSESSMENT FOR THE YEARS 1905 AND 1906.

	1905		1906	
	No. of	Valuation	No. of	Valuation
Amount of money, credits, book accounts and other accounts not evidenced by writing.....	20,565.00	13,120.00
Cash value promissory notes, bonds, debentures, and all other written evidence of indebtedness
Cash value of special privileges and franchises not included in other items.....
Average cash value bank deposits in state
Average cash value bank deposits out of state
Carriages and vehicles of every description	811	11,184.00	952	14,290.00
Household property	37,920.00	41,480.00
Bicycles	28	150.00	24	155.00
Furniture and fixtures.....	3,530.00	5,160.00
All other property	14,414.00	15,685.00
Bank stock or shares in any bank
Stock or shares in any corporation doing business in the state
Total	\$ 2,761,568.00	\$ 3,171,235.00
Deduct amount personal property exempt per constitutional amendment of 1904	91,125.00	103,740.00
Total net assessment.....	*\$ 2,670,443.00	\$ 3,067,495.00
Number of military polls.....	508	593

*Increased 6 per cent. by Board of Equalization, \$160,226.58.

Total net assessment, \$2,830,669.58.

MESA.

ABSTRACTS OF THE ASSESSMENT FOR THE YEARS 1905 AND 1906.

	1905		1906	
	No. of	Valuation	No. of	Valuation
Acres of agricultural land.....	91,200	\$ 1,210,748.00	81,254	\$ 1,277,442.00
Acres of grazing land.....	78,356	137,680.00	102,930	134,745.00
Acres of coal land.....	1,283	12,575.00	2,442	26,020.00
Acres of oil land
Acres of other mineral land and kind thereof
Improvements on lands and the kind of land thereof	252,465.00	233,171.00
Improvements on public lands.	2,575.00	2,790.00
Town and city lots.....	589,305.00	609,742.00
Improvements on town and city lots	532,448.00	632,880.00
Metalliferous mining claims.....
Improvements on metalliferous mining claims
Gross output from metalliferous mining claims
Miles of railroads, as returned by State Board of Equaliza- tion	110.34	1,184,643.00
Other railroad property	1,258,430.00	28,910.00
Miles of telegraph lines	394.00	12,522.00
Miles of telephone lines.....	2,275.55	54,882.00
Average value of merchandise.	198,115.00	221,785.00
Average amount of capital em- ployed in manufactures.....	15,750.00	58,155.00
Horses	6,208	132,965.00	6,452	125,371.00
Mules	802	11,240.00	326	7,318.00
Bicycles	1,900.00	260	1,623.00
Cattle	27,314	230,310.00	27,594	234,314.00
Sheep	3,091	7,045.00	12,831	19,245.00
Swine	1,675	4,585.00	1,079	3,243.00
Stands of bees	5,589	7,140.00	5,862	6,305.00
All other animals	846	1,870.00	116	1,045.00
Musical instruments	851	34,010.00	840	34,464.00
Clocks and watches.....	1,126	8,290.00	1,383	8,453.00
Jewelry, gold and silver plate, diamonds and other precious stones	2,580.00	2,574.00

MESA—Concluded.

ABSTRACTS OF THE ASSESSMENT FOR THE YEARS 1905 AND 1906.

	No. of	1905 Valuation	No. of	1906 Valuation
Amount of money, credits, book accounts and other accounts not evidenced by writing.....	48,980.00	28,665.00
Cash value promissory notes, bonds, debentures, and all other written evidence of indebtedness
Cash value of special privileges and franchises not included in other items.....
Average cash value bank deposits in state
Average cash value bank deposits out of state
Carriages and vehicles of every description	2,691	47,085.00	2,681	45,480.00
Household property	107,155.00	155,549.00
Libraries
Furniture and fixtures	5,635.00	22,240.00
All other property	108,075.00	38,378.00
Bank stock or shares in any bank	90,349.00
Stock or shares in any corporation doing business in the state	8,345.00
Total	\$ 4,977,321.00	\$ 5,302,333.00
Deduct amount personal property exempt per constitutional amendment of 1904	284,320.00	382,358.00
Total net assessment	\$ 4,693,001.00	\$ 4,919,975.00
Number of military polls.....	3,044	2,952

MINERAL.

ABSTRACTS OF THE ASSESSMENT FOR THE YEARS 1905 AND 1906.

	1905		1906	
	No. of	Valuation	No. of	Valuation
Acres of agricultural land.....	1,545	\$ 6,180.00	1,955	\$ 6,748.00
Acres of grazing land.....	17,015	27,227.00	17,940	28,775.00
Acres of coal land.....
Acres of oil land.....
Acres of other mineral land and kind thereof, patented mining claims	2,589,306	83,486.00
Improvements on lands and the kind of land thereof, agricultural, grazing and mineral.....	119,867.00	117,924.00
Improvements on public lands and homesteads	1,472.00	1,170.00
Town and city lots.....	15,526.00	16,414.00
Improvements on town and city lots	64,149.00	68,317.00
Metalliferous mining claims.....	2,947	81,112.00
Improvements on metalliferous mining claims
Gross output from metalliferous mining claims	281,280.00	278,815.00
Miles of railroads, as returned by State Board of Equalization	} 17.40	154,083.00	17.40	147,900.00
Other railroad property.....				
Miles of telegraph lines.....				
Miles of telephone lines.....
Average value of merchandise..	27,173.00	27,664.00
Average amount of capital employed in manufactures.....	2,505.00	2,240.00
Horses	292	6,003.00	293	5,894.00
Mules	4	120.00	3	90.00
Asses
Cattle	1,528	14,540.00	1,791	14,462.00
Sheep
Swine	4	8.00	3	6.00
Goats
All other animals.....	86	694.00
Musical instruments	32	1,299.00	34	1,505.00
Clocks and watches.....	37	284.00	37	272.00
Jewelry, gold and silver plate diamonds and other precious stones	44.00	32.00

MINERAL—Concluded.

ABSTRACTS OF THE ASSESSMENT FOR THE YEARS 1905 AND 1906.

	1905		1906	
	No. of	Valuation	No. of	Valuation
Amount of money, credits, book accounts and other accounts not evidenced by writing.....	424.00	510.00
Cash value promissory notes, bonds, debentures, and all other written evidence of indebtedness
Cash value of special privileges and franchises not included in other items
Average cash value bank deposits in state
Average cash value bank deposits out of state.....
Carriages and vehicles of every description	129	2,739.00	134	2,721.00
Household property and furniture and fixtures.....	5,551.00	3,319.00
Harness	74	532.00
Furniture and fixtures.....
All other property.....	1,152.00	1,223.00
Bank stock or shares in any bank
Stock or shares in any corporation doing business in the state	360.00
Total	\$ 815,644.00	\$ 817,978.00
Deduct amount personal property exempt per constitutional amendment of 1904 (\$228.74).....
Total net Assessment.....	\$ 815,644.00	\$ 817,978.00
Number military polls.....	478	350

MONTEZUMA.

ABSTRACTS OF THE ASSESSMENT FOR THE YEARS 1905 AND 1906.

	1905		1906	
	No. of	Valuation	No. of	Valuation
Acres of agricultural land.....	18,136	\$ 126,193.00	20,131	\$ 173,229.00
Acres of grazing land.....	88,915	131,756.00	94,167	138,248.00
Acres of coal land.....			40	400.00
Acres of oil land.....				
Acres of other mineral land and kind thereof	453	9,390.00	480	11,610.00
Improvements on lands and the kind of land thereof.....		100,911.00		114,843.00
Improvements on public lands....		15,950.00		15,890.00
Town and city lots.....		45,660.00		48,463.00
Improvements on town and city lots		91,000.00		100,475.00
Metalliferous mining claims.....				
Improvements on metalliferous mining claims				
Gross output from metalliferous mining claims				
Miles of railroads, as returned by State Board of Equalization	62.60	313,000.00	62.60	313,000.00
Other railroad property.....				
Miles of telegraph lines.....	61.50	6,765.00	62.50	6,764.00
Miles of telephone lines.....	17.00	2,512.00	33.00	3,103.00
Average value of merchandise....		70,115.00		72,200.00
Average amount of capital em- ployed in manufactures.....		31,550.00		38,430.00
Horses	2,675	83,830.00	2,528	99,135.00
Mules	51	2,315.00	61	2,860.00
Asses				
Cattle	13,430	177,877.00	13,590	185,131.00
Sheep	5,602	10,270.00	7,970	12,260.00
Swine	365	1,555.00	471	2,330.00
Goats	905	1,400.00		
All other animals.....	74	220.00	1,288	2,110.00
Musical instruments	102	8,460.00	120	10,205.00
Clocks and watches.....	19	490.00	25	420.00
Jewelry, gold and silver plate, diamonds and other precious stones				80.00
Amount of money, credits, book accounts and other accounts not evidenced by writing.....		11,250.00		22,170.00

MONTEZUMA—Concluded.

ABSTRACTS OF THE ASSESSMENT FOR THE YEARS 1905 AND 1906.

	1905		1906	
	No. of	Valuation	No. of	Valuation
Cash value promissory notes, bonds, debentures, and all other written evidences of indebtedness				
Cash value of special privileges and franchises not included in other items				
Average cash value bank deposits in state.....				
Average cash value bank deposits out of state.....				
Carriages and vehicles of every description	712	19,550.00	707	22,895.00
Household property (over and above exemption)				8,740.00
Libraries				
Furniture and fixtures.....				
All other property.....		33,278.00		29,109.00
Bank stock or shares in any bank, the Globe Express Co....		3,130.00		3,130.00
Stock or shares in any corporation doing business in the state, Montezuma Land and Water Co.		80,000.00		80,000.00
Total		\$ 1,378,427.00		\$ 1,518,230.00
Deduct amount personal property exempt per constitutional amendment of 1904.....		75,500.00		85,660.00
Total net assessment.....		\$ 1,302,927.00		\$ 1,432,570.00
Number of military polls.....	701		730	

MONTROSE.

ABSTRACTS OF THE ASSESSMENT FOR THE YEARS 1905 AND 1906.

	1905		1906	
	No of	Valuation	No of	Valuation
Acres of agricultural land	73,356	\$ 529,499.00	61,514	\$ 492,112.00
Acres of grazing land	67,259	84,073.00	88,229	133,343.00
Acres of coal land
Acres of oil land
Acres of other mineral land and kind thereof
Improvements on lands and the kind of land thereof	174,320.00	178,250.00
Improvements on public lands	8,390.00	15,095.00
Town and city lots	134,160.00	146,285.00
Improvements on town and city lots	279,075.00	326,605.00
Metalliferous mining claims
Improvements on metalliferous mining claims
Gross output from metalliferous mining claims
Miles of railroads, as returned by State Board of Equalization	52.10	387,755.00	52.10	385,150.00
Other railroad property	1,715.00	4,620.00
Miles of telegraph lines	51	6,356.00	163.00	6,356.00
Miles of telephone lines	114.61	20,516.00	827.17	25,053.00
Average value of merchandise..	103,005.00	111,665.00
Average amount of capital employed in manufactures	18,640.00	19,560.00
Horses	4,648	101,140.00	4,913	114,975.00
Mules	147	3,450.00	126	3,355.00
Asses
Cattle	27,814	223,849.00	25,947	217,450.00
Sheep	38,037	76,205.00	58,754	112,795.00
Swine	805	2,675.00	868	2,725.00
Goats
All other animals	168	435.00	169	580.00
Musical instruments	259	8,810.00	285	9,740.00
Clocks and watches	213	1,740.00	194	1,595.00
Jewelry, gold and silver plate, diamonds and other precious stones	130.00	160.00
Amount of money, credits, book accounts and other accounts not evidenced by writing	4,700.00	6,875.00

MONTROSE—Concluded.

ABSTRACTS OF THE ASSESSMENT FOR THE YEARS 1905 AND 1906.

	1905		1906	
	No of	Valuation	No of	Valuation
Cash value promissory notes, bonds, debentures, and all other written evidence of indebtedness
Cash value of special privileges and franchises not included in other items
Average cash value bank deposits in state
Average cash value bank deposits out of state
Carriages and vehicles of every description	1,466	29,310.00	1,534	32,330.00
Household property	68,880.00	74,965.00
Bees	5,000	5,000.00
Furniture and fixtures	12,415.00	17,180.00
All other property	63,695.00	68,600.00
Bank stock or shares in any bank	56,500.00	45,830.00
Stock or shares in any corporation doing business in the state
Total	\$ 2,407,238.00	\$ 2,563,249.00
Deduct amount personal property exempt per constitutional amendment of 1904	132,575.00	164,910.00
Total net assessment	\$ 2,274,663.00	\$ 2,398,339.00
Number of military polls	733		833	

MORGAN.

ABSTRACTS OF THE ASSESSMENT FOR THE YEARS 1905 AND 1906.

	1905		1906	
	No. of	Valuation	No. of	Valuation
Acres of agricultural land	54,063	\$ 430,425.00	53,957	\$ 681,607.00
Acres of grazing land	97,550	144,682.00	99,906	188,119.00
Acres of coal land
Acres of oil land
Acres of other mineral land and kind thereof
Improvements on lands and the kind of land thereof, agricultural and grazing	98,493.00	119,763.00
Improvements on public lands	5,390.00	5,735.00
Town and city lots	2,607	65,345.00	3,219
Improvements on town and city lots	142,538.00	140,275.00
Metalliferous mining claims	165,140.00
Improvements on metalliferous mining claims
Gross output from metalliferous mining claims
Miles of railroads, as returned by State Board of Equalization	90.84	1,229,413.00	90.84	1,208,543.00
Other railroad property	24,327.00	22,826.00
Miles of telegraph lines	132.58	10,085.00	256.70	10,085.00
Miles of telephone lines	144	17,297.00	426.55	21,637.00
Average value of merchandise	49,493.00	73,230.00
Average amount of capital employed in manufactures	2,450.00	3,000.00
Horses	4,286	85,178.00	3,861	109,288.00
Mules	84	2,645.00	129	6,500.00
Asses
Cattle	18,777	161,553.00	16,954	138,988.00
Sheep	52,839	71,903.00	46,623	68,349.00
Swine	3,281	8,510.00	1,888	4,937.00
Goats
All other animals
Musical instruments	188	6,493.00	157	6,755.00
Clocks and watches	101	655.00	87	646.00
Jewelry, gold and silver plate, diamonds and other precious stones	50.00	95.00
Amount of money, credits, book accounts and other accounts not evidenced by writing	34,685.00	23,276.00

MORGAN—Concluded.

ABSTRACTS OF THE ASSESSMENT FOR THE YEARS 1905 AND 1906.

	No. of	1905 Valuation	No. of	1906 Valuation
Cash value promissory notes, bonds, debentures, and all other written evidence of indebtedness
Cash value of special privileges and franchises not included in other items
Average cash value bank deposits in state
Average cash value bank deposits out of state
Carriages and vehicles of every description	751	11,699.00	719	11,897.00
Household property	12,908.00	18,981.00
Libraries	480.00	510.00
Furniture and fixtures	1,640.00	1,130.00
All other property	15,380.00	20,831.00
Bank stock or shares in any bank	26,000.00
Stock or shares in any corporation doing business in the state
Total	\$ 2,634,017.00	\$ 3,078,143.00
Deduct amount personal property exempt per constitutional amendment of 1904	95,704.00	96,306.00
Total net assessment	\$ 2,538,313.00	\$ 2,981,837.00
Number of military polls	606		430	
Increased 4 per cent. by Board of Equalization	101,532.52
Total net assessment	\$ 2,639,845.52

OTERO.

ABSTRACTS OF THE ASSESSMENT FOR THE YEARS 1905 AND 1906.

	1905		1906	
	No. of	Valuation	No. of	Valuation
Acres of agricultural land.....	81,070	\$ 1,540,655.00	86,739	\$ 2,046,520.00
Acres of grazing land.....	114,846	186,845.00	107,391	229,855.00
Equity in state lands.....	308,040.00
Acres of oil land
Acres of other mineral land and kind thereof	259,110.00
Improvements on lands and the kind of land thereof.....	10,970.00	311,540.00
Improvements on public lands...	65,150.00	68,000.00
Town and city lots.....	394,345.00	430,260.00
Improvements on town and city lots	748,735.00	826,580.00
Metalliferous mining claims.....
Improvements on metalliferous mining claims
Pullman Car Co.....	13,362.00
Miles of railroads, as returned by State Board of Equalization	106.05	1,437,310.00	106.05	1,429,646.00
Other railroad property, car lines, etc.	22,765.00	28,530.00
Miles of telegraph lines.....	26,362.00	1,034.03	26,362.00
Miles of telephone lines.....	53,817.00	2,017.53	58,205.00
Average value of merchandise...	217,245.00	239,005.00
Average amount of capital em- ployed in manufactures.....	430,000.00	422,490.00
Horses	8,887	204,935.00	9,892	270,860.00
Mules	595	19,220.00	655	22,555.00
Honey bees	13,205.00	4,595.00
Cattle	23,454	239,880.00	22,442	231,355.00
Sheep	22,572	34,195.00	21,425	32,455.00
Swine	3,081	8,395.00	3,610	8,780.00
Self Winding Clock Co.....	10.00
All other animals.....	784	8,745.00
Musical instruments	601	30,710.00	714	39,395.00
Clocks and watches.....	455	3,820.00	625	5,280.00
Jewelry, gold and silver plate, diamonds and other precious stones	1,675.00	985.00

OTERO—Concluded.

ABSTRACTS OF THE ASSESSMENT FOR THE YEARS 1905 AND 1906.

	No. of	1905 Valuation	No. of	1906 Valuation
Amount of money, credits, book accounts and other accounts not evidenced by writing.....				
Cash value promissory notes, bonds, debentures, and all other written evidence of in- debtedness		14,445.00		44,030.00
Cash value of special privileges and franchises not included in other items				
Average cash value bank depos- its in state.....		18,045.00		
Average cash value bank depos- its out of state.....				
Carriages and vehicles of every description	2,561	50,735.00	2,948	57,205.00
Household property		119,055.00		212,410.00
Express		6,048.00		
Furniture and fixtures.....		32,285.00		
All other property.....		35,075.00		20,595.00
Bank stock or shares in any bank		158,595.00		133,910.00
Stock or shares in any corpora- tion doing business in the state				
Total		\$ 6,405,744.00		\$ 7,536,498.00
Deduct amount personal prop- erty exempt per constitutional amendment of 1904.....		302,540.00		456,050.00
Total net assessment		\$ 6,103,204.00		\$ 7,080,448.00
Number of military polls.....	2,126		2,809	

OURAY.

ABSTRACTS OF THE ASSESSMENT FOR THE YEARS 1905 AND 1906.

	1905		1906	
	No. of	Valuation	No. of	Valuation
Acres of agricultural land.....	11,103	\$ 142,032.00	10,133	\$ 110,769.00
Acres of grazing land.....	40,449	37,819	48,780.00
Acres of coal land, valued at \$10 per acre	99	259	2,500.00
Acres of oil land.....
Acres of other mineral land and kind thereof
Improvements on lands and the kind of land thereof, farm lands	37,945.00	26,800.00
Improvements on public lands..	1,155.00	1,155.00
Town and city lots.....	190,730.00	194,440.00
Improvements on town and city lots	346,720.00	314,850.00
Metalliferous mining claims.....	206,081.00	1,818,393.00
Improvements on metalliferous mining claims	199,015.00	173,677.00
Gross output from metalliferous mining claims	1,292,971.00
Miles of railroads, as returned by State Board of Equalization	38	235,675.00	39.35	232,675.00
Other railroad property.....
Miles of telegraph lines.....	38	4,560.00	124.60	1,560.00
Miles of telephone lines.....	136	14,436.00	552.19	15,090.00
Average value of merchandise...	88,764.00	87,250.00
Average amount of capital em- ployed in manufactures.....	1,200.00
Horses	1,399	28,408.00	1,456	29,111.00
Mules	122	3,485.00	129	3,745.00
Asses
Cattle	7,191	59,401.00	6,224	53,539.00
Sheep	1,310	1,965.00	880	1,320.00
Swine	99	421.00	122	369.00
Goats
All other animals.....	89	489.00	116	480.00
Musical instruments	123	4,928.00	124	5,090.00
Clocks and watches.....	148	1,603.00	120	1,145.00
Jewelry, gold and silver plate, diamonds and other precious stones	1,770.00	1,105.00

OURAY—Concluded.

ABSTRACTS OF THE ASSESSMENT FOR THE YEARS 1905 AND 1906.

	No. of	1905 Valuation	No. of	1906 Valuation
Amount of money, credits, book accounts and other accounts not evidenced by writing.....	16,867.00	16,136.00
Cash value promissory notes, bonds, debentures, and all other written evidences of indebtedness
Cash value of special privileges and franchises not included in other items
Average cash value bank deposits in state.....
Average cash value bank deposits out of state.....
Carriages and vehicles of every description	370	7,195.00	402	7,535.00
Household property	34,625.00	37,990.00
Libraries
Furniture and fixtures.....	3,980.00
All other property.....	22,078.00	51,149.00
Bank stock or shares in any bank
Stock or shares in any corporation doing business in the state
Total	\$ 2,944,519.00	\$ 3,243,723.00
Deduct amount personal property exempt per constitutional amendment of 1904.....	52,573.00	58,336.00
Total net assessment.....	\$ 2,891,946.00	\$ 3,185,387.00
Number of military polls.....	265	307

PARK.

ABSTRACTS OF THE ASSESSMENT FOR THE YEARS 1905 AND 1906.

	1905		1906	
	No. of	Valuation	No. of	Valuation
Acres of agricultural land.....	22,103	\$ 154,721.00	21,600	\$ 151,200.00
Acres of grazing land.....	150,845	150,845.00	149,725	149,725.00
Acres of coal land.....	2,689	10,756.00	2,689	8,067.00
Acres of timber land.....	8,256.00	3,890	7,780.00
Acres of other mineral land and kind thereof
Improvements on lands and the kind thereof	109,200.00	108,500.00
Improvements on public lands....	16,740.00	21,000.00
Town and city lots.....	26,120.00	26,408.00
Improvements on town and city lots	64,100.00	60,500.00
Metalliferous mining claims.....	207,050.00	212,570.00
Improvements on metalliferous mining claims	125,300.00	125,185.00
Gross output from metalliferous mining claims	30,094.00	34,520.00
Miles of railroads, as returned by State Board of Equalization	154	929,240.00	154	929,240.00
Other railroad property.....	15,778.00	17,388.00
Miles of telegraph lines.....	20,700.00	519	20,701.00
Miles of telephone lines.....	15,122.00	533	16,323.00
Average value of merchandise....	24,300.00	18,000.00
Average amount of capital em- ployed in manufactures.....	6,150.00	3,700.00
Horses	1,755	24,960.00	1,821	25,930.00
Mules	19	280.00	18	270.00
Asses	90	270.00	92	276.00
Cattle	16,946	135,568.00	16,540	115,780.00
Sheep	17,709	28,334.00	18,130	27,195.00
Swine	28	56.00	19	42.00
Goats
Musical instruments	84	4,900.00	71	5,360.00
Clocks and watches.....	335	2,190.00	293	1,450.00
Jewelry, gold and silver plate, diamonds and other precious stones	1,020.00	760.00
Amount of money, credits, book accounts and other accounts not evidenced by writing.....	23,800.00	13,000.00

PARK—Concluded.

ABSTRACTS OF THE ASSESSMENT FOR THE YEARS 1905 AND 1906.

	1905		1906	
	No. of	Valuation	No. of	Valuation
Cash value promissory notes, bonds, debentures, and all other written evidence of indebtedness
Cash value of special privileges and franchises not included in other items
Average cash value bank deposits in state.....
Average cash value bank deposits out of state.....
Carriages and vehicles of every description	575	9,710.00	532	6,120.00
Household property (over and above exemption)	4,600.00	4,370.00
Libraries
Furniture and fixtures.....
All other property.....	23,200.00	18,210.00
Bank stock or shares in any bank	2,835.00
Stock or shares in any corporation doing business in the state
Total	\$ 2,173,360.00	\$ 2,132,405.00
Deduct amount personal property exempt per constitutional amendment of 1904.....
Total net assessment.....	\$ 2,173,360.00	\$ 2,132,405.00
Number of military polls.....	340	354

PHILLIPS.

ABSTRACTS OF THE ASSESSMENT FOR THE YEARS 1905 AND 1906.

	1905		1906	
	No. of	Valuation	No. of	Valuation
Acres of agricultural land.....	328,148	\$ 410,185.00	331,232	\$ 418,205.00
Acres of grazing land.....
Acres of coal land.....
Acres of oil land.....
Acres of other mineral land and kind thereof
Improvements on lands and the kind of land thereof.....	16,050.00	26,491.00
Improvements on public lands....	7,600.00	6,525.00
Town and city lots.....	1,702	10,424.00	10,595.00
Improvements on town and city lots	27,721.00	27,880.00
Metaliferous mining claims.....
Improvements on metalliferous mining claims
Gross output from metalliferous mining claims
Miles of railroads, as returned by State Board of Equalization	36.30	217,800.00	36.30	217,800.00
Other railroad property.....	36.30	2,178.00	5,823.00
Miles of telegraph lines.....
Miles of telephone lines.....
Average value of merchandise...	11,305.00	10,000.00
Average amount of capital employed in manufactures.....
Horses	2,093	52,325.00	2,246	44,920.00
Mules	19	475.00	19	380.00
Asses
Cattle	9,270	111,240.00	8,980	89,800.00
Sheep	4,878	7,317.00	2,765	4,148.00
Swine	947	2,841.00	1,201	3,603.00
Goats
All other animals.....	11	850.00	32	1,455.00
Musical instruments	71	2,335.00	86	2,600.00
Clocks and watches.....	147	792.00	141	722.00
Jewelry, gold and silver plate, diamonds and other precious stones	80.00	105.00
Amount of money, credits, book accounts and other accounts not evidenced by writing.....	2,800.00

PHILLIPS—Concluded.

ABSTRACTS OF THE ASSESSMENT FOR THE YEARS 1905 AND 1906.

	1905		1906	
	No. of	Valuation	No. of	Valuation
Cash value promissory notes, bonds, debentures, and all other written evidence of indebtedness				
Cash value of special privileges and franchises not included in other items				
Average cash value bank deposits in state.....				18,551.00
Average cash value bank deposits out of state.....				
Carriages and vehicles of every description	397	4,625.00	439	4,088.00
Household property		8,260.00		8,175.00
Libraries				
Furniture and fixtures.....				
All other property, system of water works included.....		12,715.00		14,349.00
Bank stock or shares in any bank				
Stock or shares in any corporation doing business in the state				
Total		\$ 909,918.00		\$ 916,215.00
Deduct amount personal property exempt per constitutional amendment of 1904.....		51,931.00		53,320.00
Total net assessment.....		\$ 857,987.00		\$ 862,895.00
Number of military polls.....	249		235	

PITKIN.

ABSTRACTS OF THE ASSESSMENT FOR THE YEARS 1905 AND 1906.

	1905		1906	
	No. of	Valuation	No. of	Valuation
Acres of agricultural land	14,510	\$ 101,155.00	13,827	\$ 94,095.00
Acres of grazing land	27,021	37,230.00	28,705	44,525.00
Acres of coal land	10,032	142,550.00	10,112	143,350.00
Acres of oil land
Acres of other mineral land and kind thereof
Improvements on lands and the kind of land thereof	226,600.00	215,075.00
Improvements on public lands	5,565.00	4,880.00
Town and city lots	107,590.00	81,730.00
Improvements on town and city lots	144,770.00	111,800.00
Metalliferous mining claims	177,440.00	177,230.00
Improvements on metalliferous mining claims	72,630.00	53,980.00
Gross output from metalliferous mining claims	222,865.00	269,195.00
Miles of railroads, as returned by State Board of Equalization				
Other railroad property		638,415.00		639,540.00
Miles of telegraph lines				
Miles of telephone lines				
Average value of merchandise	59,380.00	60,025.00
Average amount of capital employed in manufactures
Horses	1,424	26,590.00	1,490	27,660.00
Mules	95	2,575.00	90	2,325.00
Asses
Cattle	5,765	50,050.00	5,965	52,535.00
Sheep	23	50.00	325	500.00
Swine	236	775.00	311	900.00
Goats
All other animals	46	190.00	71	280.00
Musical instruments	254	12,055.00	215	10,700.00
Clocks and watches	97	1,575.00	87	1,315.00
Jewelry, gold and silver plate, diamonds and other precious stones	1,900.00	1,960.00

PITKIN—Concluded.

ABSTRACTS OF THE ASSESSMENT FOR THE YEARS 1905 AND 1906.

	1905		1906	
	No. of	Valuation	No. of	Valuation
Amount of money, credits, book accounts and other accounts not evidenced by writing				
Cash value promissory notes, bonds, debentures, and all other written evidence of indebtedness		74,500.00		15,985.00
Average cash value bank deposits in state				
Average cash value bank deposits out of state				
Carriages and vehicles of every description	578	13,095.00	555	12,185.00
Household property		25,500.00		24,620.00
Bicycles	96	690.00	70	495.00
Furniture and fixtures		10,785.00		9,795.00
All other property		129,535.00		125,310.00
Bank stock or shares in any bank		16,000.00		16,000.00
Stock or shares in any corporation doing business in the state				
Total		\$ 2,302,055.00		\$ 2,198,040.00
Deduct amount personal property exempt per constitutional amendment of 1904		86,255.00		80,825.00
Total net assessment		\$ 2,215,800.00		\$ 2,117,215.00
Number of military polls	520		913	

PROWERS.

ABSTRACTS OF THE ASSESSMENT FOR THE YEARS 1905 AND 1906.

	No. of	1905 Valuation	No. of	1906 Valuation
Acres of agricultural land	77,610	\$ 690,490.00	78,420	\$ 937,980.00
Acres of grazing land	215,570	323,355.00	196,520	393,040.00
Acres of coal land
Acres of oil land
Acres of other mineral land and kind thereof
Improvements on lands and the kind of land thereof	130,645.00	390,045.00
Improvements on public lands..	20,255.00	5,045.00
Town and city lots	135,630.00	140,340.00
Improvements on town and city lots	190,120.00	211,340.00
Metalliferous mining claims
Improvements on metalliferous mining claims
Gross output from metalliferous mining claims
Miles of railroads, as returned by State Board of Equalization	38.49	569,652.00	38.49	496,825.00
Other railroad property	18,052.00	42,085.00
Miles of telegraph lines	}	31,038.00	528.72	12,384.00
Miles of telephone lines			694.86	23,109.00
Average value of merchandise	85,910.00	73,410.00
Average amount of capital em- ployed in manufactures	7,000.00
Horses	3,010	75,250.00	4,720	99,120.00
Mules	350	10,500.00	475	13,250.00
Asses
Cattle	20,450	184,050.00	18,420	174,990.00
Sheep	3,500	17,000.00	9,220	18,440.00
Swine	410	1,230.00	424	1,270.00
Goats
All other animals	10	1,300.00	14	2,100.00
Musical instruments	25	2,500.00	61	6,100.00
Clocks and watches
Jewelry, gold and silver plate, diamonds and other precious stones
Amount of money, credits, book accounts and other accounts not evidenced by writing

PROWERS—Concluded.

ABSTRACTS OF THE ASSESSMENT FOR THE YEARS 1905 AND 1906.

	1905		1906	
	No. of	Valuation	No. of	Valuation
Cash value promissory notes, bonds, debentures, and all other written evidence of indebtedness
Cash value of special privileges and franchises not included in other items
Average cash value bank deposits in state
Average cash value bank deposits out of state
Carriages and vehicles of every description	800	8,000.00	521	7,295.00
Household property (over and above exemption)	2,000.00	25,450.00
Libraries
Furniture and fixtures
All other property	10,770.00	17,670.00
Bank stock or shares in any bank	28,640.00	33,670.00
Stock or shares in any corporation doing business in the state	8,320.00
Total	\$ 3,133,228.00
Deduct amount personal property exempt per constitutional amendment of 1904	138,105.00
Total net assessment	\$ 2,543,389.00	\$ 2,995,123.00
Number of military polls	372	427

PUEBLO.

ABSTRACTS OF THE ASSESSMENT FOR THE YEARS 1905 AND 1906.

	1905		1906	
	No. of	Valuation	No. of	Valuation
Acres of agricultural land	76,389	\$ 1,969,823.00	81,352	\$ 1,794,509.00
Acres of grazing land	483,251	604,980.00	485,264	608,497.00
Acres of suburban land	594,667.00
Acres of oil land
Acres of other mineral land and kind thereof
Improvements on lands and the kind of land thereof	2,303,692.00	2,428,750.00
Improvements on public lands	13,765.00	12,900.00
Town and city lots	7,514,088.00	7,381,370.00
Improvements on town and city lots	5,968,958.00	6,535,310.00
Metalliferous mining claims
Improvements on metalliferous mining claims
Gross output from metalliferous mining claims
Miles of railroads, as returned by State Board of Equalization	278.87	2,693,729.00	278.87	2,672,863.00
Other railroad property	73,321.00	61,963.00
Miles of telegraph lines	42,243.00	1,976.40	40,051.00
Miles of telephone lines	144,730.00	6,538.64	146,927.00
Average value of merchandise	999,064.00	996,420.00
Average amount of capital em- ployed in manufactures	1,312,814.00	1,378,715.00
Horses	6,602	202,277.00	6,955	215,025.00
Mules	257	9,975.00	284	10,555.00
Asses
Cattle	26,757	382,217.00	28,759	366,086.00
Sheep	3,694	7,931.00	3,942	6,950.00
Swine	2,890	7,775.00	1,920	6,462.00
Goats
All other animals	86	2,597.00	102	6,025.00
Musical instruments	1,401	90,877.00	1,626	87,460.00
Clocks and watches	1,785	19,938.00	2,433	22,964.00
Jewelry, gold and silver plate, diamonds and other precious stones	10,758.00	10,245.00

PUEBLO—Concluded.

ABSTRACTS OF THE ASSESSMENT FOR THE YEARS 1905 AND 1906.

	1905		1906	
	No. of	Valuation	No. of	Valuation
Amount of money, credits, book accounts and other accounts not evidenced by writing				
Cash value promissory notes, bonds, debentures, and all other written evidence of indebtedness		240,397.00		149,013.00
Cash value of special privileges and franchises not included in other items		75,000.00		75,000.00
Average cash value bank deposits in state				
Average cash value bank deposits out of state				
Carriages and vehicles of every description	3,362	100,119.00	3,706	103,855.00
Household property		507,084.00		575,070.00
Libraries				
Furniture and fixtures		185,070.00		180,540.00
All other property		275,765.00		49,720.00
Bank stock or shares in any bank		540,048.00		194,681.00
Stock or shares in any corporation doing business in the state				
Total		\$ 26,289,035.00		\$ 26,712,593.00
Deduct amount personal property exempt per constitutional amendment of 1904		663,071.00		769,390.00
Total net assessment		\$ 25,625,964.00		\$ 25,943,203.00
Number of military polls	6,750		7,523	

RIO BLANCO.

ABSTRACTS OF THE ASSESSMENT FOR THE YEARS 1905 AND 1906.

	1905		1906	
	No. of	Valuation	No. of	Valuation
Acres of agricultural land	17,250	\$ 144,223.00	16,059	\$ 129,685.00
Acres of grazing land	62,047.47	92,771.00	66,322	114,274.00
Acres of coal land	4,548.38	44,220.00	4,298	42,980.00
Acres of oil land
Acres of other mineral land and kind thereof, asphaltum	119,707	4,505.00	140	6,900.00
Improvements on lands and the kind of land thereof, farming..	430	92,992.00	460	93,938.00
Improvements on public lands ..	73	6,855.00	70	7,105.00
Town and city lots	1,384	38,098.00	1,384	37,373.00
Improvements on town and city lots	182	79,745.00	190	79,925.00
Metalliferous mining claims
Improvements on metalliferous mining claims
Gross output from metalliferous mining claims
Miles of railroads, as returned by State Board of Equalization	7.80	7,800.00	7.80	15,600.00
Other railroad property	468.00
Miles of telegraph lines
Miles of telephone lines	55	7,713.00	236.83	11,581.00
Average value of merchandise	50,994.00	50,798.00
Average amount of capital employed in manufactures
Horses	3,877	59,840.00	3,768	59,571.00
Mules	44	1,170.00	34	790.00
Asses
Cattle	33,778	506,386.00	35,196	392,239.00
Sheep	91	273.00	52	156.00
Swine	295	876.00	253	729.00
Goats	20	60.00	20	60.00
All other animals, elk	17	340.00	17	340.00
Musical instruments	54	3,610.00	54	3,325.00
Clocks and watches	105	764.00	117	830.00
Jewelry, gold and silver plate, diamonds and other precious stones	120.00	120.00
Amount of money, credits, book accounts and other accounts not evidenced by writing

RIO BLANCO—Concluded.

ABSTRACTS OF THE ASSESSMENT FOR THE YEARS 1905 AND 1906.

	No. of	1905 Valuation	No. of	1906 Valuation
Cash value promissory notes, bonds, debentures, and all other written evidence of in- debtedness				1,800.00
Cash value of special privileges and franchises not included in other items				
Average cash value bank de- posits in state		340.00		190.00
Average cash value bank de- posits out of state				
Carriages and vehicles of every description	537	10,102.00	510	9,402.00
Household property		25,575.00		25,575.00
Libraries				
Furniture and fixtures		4,155.00		3,140.00
All other property		24,638.00		23,215.00
Bank stock or shares in any bank		17,700.00		17,700.00
Stock or shares in any corpora- tion doing business in the state		40.00		40.00
Total		\$ 1,225,905.00		\$ 1,129,849.00
Deduct amount personal prop- erty exempt per constitutional amendment of 1904		46,770.00		47,478.00
Total net assessment		\$ 1,179,135.00		\$ 1,082,371.00
Number of military polls	358		352	

RIO GRANDE.

ABSTRACTS OF THE ASSESSMENT FOR THE YEARS 1905 AND 1906.

	1905		1906	
	No. of	Valuation	No. of	Valuation
Acres of agricultural land	62,372	\$ 461,180.00	58,969	\$ 467,595.00
Acres of grazing land	86,472	153,920.00	88,620	150,745.00
Acres of coal land
Acres of oil land
Acres of other mineral land and kind thereof	1,990	15,785.00
Improvements on lands and the kind of land thereof	154,540.00	157,785.00
Improvements on public lands	32,160.00	34,200.00
Town and city lots	133,145.00	131,770.00
Improvements on town and city lots	198,970.00	201,130.00
Metalliferous mining claims	2,030	16,855.00
Improvements on metalliferous mining claims
Gross output from metalliferous mining claims
Miles of railroads, as returned by State Board of Equalization	40.8	346,800.00	40.80	346,800.00
Other railroad property	7,986.00	5,800.00
Miles of telegraph lines	40.8	4,507.00	40.80	4,507.00
Miles of telephone lines	11,149.00	13,672.00
Average value of merchandise	77,690.00	78,760.00
Average amount of capital em- ployed in manufactures	7,970.00	1,225.00
Horses	1,929	60,090.00	1,925	62,845.00
Mules	61	2,535.00	69	2,295.00
Asses
Cattle	8,298	74,575.00	7,358	64,345.00
Sheep	20,854	25,890.00	37,165	56,240.00
Swine	2,299	8,420.00	2,983	11,585.00
Goats
All other animals	7	1,075.00	14	2,725.00
Musical instruments	137	7,535.00	129	7,100.00
Clocks and watches	136	1,385.00	118	1,170.00
Jewelry, gold and silver plate, diamonds and other precious stones	1,015.00	1,300.00
Amount of money, credits, book accounts and other accounts not evidenced by writing	46,815.00	40,420.00

RIO GRANDE—Concluded.

ABSTRACTS OF THE ASSESSMENT FOR THE YEARS 1905 AND 1906.

	1905		1906	
	No. of	Valuation	No. of	Valuation
Cash value promissory notes, bonds, debentures, and all other written evidence of indebtedness				
Cash value of special privileges and franchises not included in other items				
Average cash value bank deposits in state				
Tools and machinery		28,880.00		38,780.00
Carriages and vehicles of every description	341	9,320.00	310	9,275.00
Household property (over and above exemption)		5,315.00		4,145.00
Libraries				
Furniture and fixtures				
All other property		33,600.00		42,370.00
Bank stock or shares in any bank				
Stock or shares in any corporation doing business in the state		33,000.00		32,000.00
Total		\$ 1,946,322.00		\$ 1,986,319.00
Deduct amount personal property exempt per constitutional amendment of 1904				
Total net assessment		\$ 1,946,322.00		\$ 1,986,319.00
Number of military polls	677		589	

ROUTT.

ABSTRACTS OF THE ASSESSMENT FOR THE YEARS 1905 AND 1906.

	1905		1906	
	No. of	Valuation	No. of	Valuation
Acres of agricultural land	56,593	\$ 431,133.00	48,225	\$ 438,760.00
Acres of grazing land	139,191	304,364.00	154,185	332,900.00
Acres of coal land	53,998	523,290.00	63,474	684,740.00
Acres of oil land
Acres of other mineral land and kind thereof, stone and timber	14,726	83,856.00	17,141	46,195.00
Improvements on lands and the kind of land thereof	180,800.00	164,105.00
Improvements on public lands..	65,175.00	91,175.00
Town and city lots	115,108.00	108,880.00
Improvements on town and city lots	134,840.00	145,460.00
Metalliferous mining claims
Improvements on metalliferous mining claims
Gross output from metalliferous mining claims
Miles of railroads, as returned by State Board of Equalization
Other railroad property
Miles of telegraph lines
Miles of telephone lines	275	25,014.00	465.25	27,420.00
Average value of merchandise... }				
Average amount of capital employed in manufactures		101,891.00		96,650.00
Horses	9,343	215,363.00	10,974	229,595.00
Mules	65	2,475.00	92	2,750.00
Asses
Cattle	72,770	817,643.00	74,964	785,570.00
Sheep	9,979	19,790.00	9,902	19,810.00
Swine	546	2,766.00	569	2,870.00
Goats
All other animals, elk	98	980.00	217	1,510.00
Musical instruments	146	8,460.00	133	7,920.00
Clocks and watches	203	1,556.00	168	1,325.00
Jewelry, gold and silver plate, diamonds and other precious stones
Amount of money, credits, book accounts and other accounts not evidenced by writing	95,904.00	79,825.00

ROUTT—Concluded.

ABSTRACTS OF THE ASSESSMENT FOR THE YEARS 1905 AND 1906.

	No. of	Valuation	No. of	Valuation
	1905		1906	
Cash value promissory notes, bonds, debentures, and all other written evidence of indebtedness				
Cash value of special privileges and franchises not included in other items				
Average cash value bank deposits in state				
Average cash value bank deposits out of state				
Carriages and vehicles of every description	1,510	34,297.00	1,099	29,730.00
Household property		45,280.00		46,840.00
Libraries				
Furniture and fixtures				
All other property		58,257.00		50,670.00
Bank stock or shares in any bank		12,600.00		12,400.00
Stock or shares in any corporation doing business in the state				
Total		\$ 3,280,182.00		\$ 3,407,100.00
Deduct amount personal property exempt per constitutional amendment of 1904		114,600.00		123,400.00
Total net assessment		\$ 3,165,582.00		\$ 3,283,700.00
Number of military polls	799		1,086	

SAGUACHE.

ABSTRACTS OF THE ASSESSMENT FOR THE YEARS 1905 AND 1906.

	1905		1906	
	No. of	Valuation	No. of	Valuation
Acres of agricultural land.....	72,820	\$ 691,650.00	72,820	\$ 400,510.00
Acres of grazing land.....	278,587		280,783	277,407.00
Acres of coal land.....				
Acres of oil land.....				
Acres of other mineral land and the kind thereof.....				
Improvements on lands and the kind of land thereof.....		184,330.00		184,321.00
Improvements on public lands..		28,419.00		25,737.00
Town and city lots.....		23,090.00		24,102.00
Improvements on town and city lots		84,809.00		86,425.00
Metalliferous mining claims....		55,742.00		56,582.00
Improvements on metalliferous mining claims		12,805.00		15,015.00
Gross output from metalliferous mining claims		6,214.00		1,328.00
Miles of railroads, as returned by State Board of Equalization	114.8	683,175.00	114.80	679,975.00
Other railroad property.....		21,432.00		21,433.00
Miles of telegraph lines.....	114.8	10,128.00	263	9,834.90
Miles of telephone lines.....		19,339.00	510.82	20,711.00
Average value of merchandise..		57,005.00		55,740.00
Average amount of capital em- ployed in manufactures.....				
Horses	3,521	71,293.00	3,573	82,817.00
Mules	92	2,480.00	77	2,195.00
Asses				
Cattle	24,630	209,813.00	25,798	223,942.00
Sheep	45,101	76,397.00	46,479	81,156.00
Swine	966	3,209.00	1,194	4,480.00
Goats	827	867.00	567	677.00
All other animals.....				
Musical instruments	145	7,560.00	150	8,745.00
Clocks and watches.....	312	2,390.00	349	2,445.00
Jewelry, gold and silver plate, diamonds and other precious stones		265.00		565.00

SAGUACHE—Concluded.

ABSTRACTS OF THE ASSESSMENT FOR THE YEARS 1905 AND 1906.

	1905		1906	
	No. of	Valuation	No. of	Valuation
Amount of money, credits, book accounts and other accounts not evidenced by writing.....				
Cash value promissory notes, bonds, debentures, and all other written evidence of indebtedness				
Cash value of special privileges and franchises not included in other items		45,733.00		47,631.00
Average cash value bank deposits in state.....				
Average cash value bank deposits out of state.....				
Carriages and vehicles of every description	875	20,792.00	931	22,681.00
Household property		33,400.00		34,865.00
Libraries				
Furniture and fixtures.....				
All other property.....				
Bank stock or shares in any bank		70,323.00		77,618.00
Stock or shares in any corporation doing business in the state				
Total		\$ 2,422,960.00		\$ 2,447,437.00
Deduct amount personal property exempt per constitutional amendment of 1904.....		86,315.00		89,764.00
Total net assessment.....		\$ 2,336,645.00		\$ 2,357,673.00
Number of military polls.....	645		611	

SAN JUAN.

ABSTRACTS OF THE ASSESSMENT FOR THE YEARS 1905 AND 1906.

	1905		1906	
	No. of	Valuation	No. of	Valuation
Acres of agricultural land.....				
Acres of grazing land.....	40	400.00	40	400.00
Acres of coal land.....				
Acres of oil land.....				
Acres of other mineral land and the kind thereof.....				
Improvements on lands and the kind of land thereof.....				
Improvements on public lands...		1,000.00		13,850.00
Town and city lots.....		98,794.00		98,223.00
Improvements on town and city lots		270,675.00		282,240.00
Metalliferous mining claims.....		562,334.00		574,967.00
Improvements on metalliferous mining claims		274,284.00		304,553.00
Gross output from metalliferous mining claims		453,736.00		290,548.00
Miles of railroads, as returned by State Board of Equalization	40	263,750.00	42	163,750.00
Other railroad property, Globe Express, D. & R. G. R. R. and Self Winding Clocks.....	13	720.00		650.00
Miles of telegraph lines.....		1,777.00	28	1,777.00
Miles of telephone lines.....		15,939.00	597.57	16,310.00
Average value of merchandise...		90,350.00		91,760.00
Average amount of capital em- ployed in manufacture.....		1,500.00		4,150.00
Horses	203	5,160.00	194	5,195.00
Mules	45	1,015.00	43	875.00
Asses	121	605.00	121	605.00
Cattle	125	1,890.00	132	1,980.00
Sheep	5,260	7,890.00	1,710	2,565.00
Swine				
Goats	150	150.00	150	150.00
All other animals				
Musical instruments	55	4,270.00	35	2,650.00
Clocks and watches.....	35	595.00	20	560.00
Jewelry, gold and silver plate, diamonds and other precious stones		775.00		375.00
Amount of money, credits, book accounts and other accounts not evidenced by writing.....		11,190.00		10,150.00

SAN JUAN—Concluded.

ABSTRACTS OF THE ASSESSMENT FOR THE YEARS 1905 AND 1906.

	1905		1906	
	No. of	Valuation	No. of	Valuation
Cash value promissory notes, bonds, debentures, and all other written evidence of indebtedness
Cash value of special privileges and franchises not included in other items
Average cash value bank deposits in state.....
Average cash value bank deposits out of state.....
Carriages and vehicles of every description	108	3,040.00	107	3,185.00
Household property	7,085.00	5,715.00
Libraries
Furniture and fixtures.....
All other property	11,727.00	16,157.00
Bank stock or shares in any bank	30,000.00	45,000.00
Stock or shares in any corporation doing business in the state
Total	\$ 2,120,601.00	\$ 1,943,740.00
Amount personal property exempt per constitutional amendment of 1904, and deducted by schedule from above assessment
Total net assessment	\$ 2,120,601.00	\$ 1,943,740.00
Number of military polls.....	514	470

SAN MIGUEL.

ABSTRACTS OF THE ASSESSMENT FOR THE YEARS 1905 AND 1906.

	1905		1906	
	No. of	Valuation	No. of	Valuation
Acres of agricultural land.....	7,112	\$ 77,105.00	9,527	\$ 88,811.00
Acres of grazing land.....	36,592	45,740.00	46,007	57,509.00
Acres of coal land.....
Acres of oil land.....
Acres of other mineral land and kind thereof
Improvements on lands and the kind of land thereof.....	52,735.00	57,910.00
Improvements on public lands...	27,375.00	15,150.00
Town and city lots.....	290,110.00	237,680.00
Improvements on town and city lots	416,205.00	351,985.00
Metalliferous mining claims.....	13,201	235,184.00	13,276	287,857.00
Improvements on metalliferous mining claims	625,350.00	652,365.00
Gross output from metalliferous mining claims	646,205.00	692,490.00
Miles of railroads, as returned by State Board of Equalization	48.76	243,800.00	48.76	243,800.00
Other railroad property, Globe Express Co.	2,223.00	2,323.00
Miles of telegraph lines.....	49	5,622.00	112	5,622.00
Miles of telephone lines.....	8,070.00	8,455.00
Average value of merchandise...	133,350.00	146,175.00
Average amount of capital employed in manufactures.....
Horses	1,599	42,800.00	1,448	46,665.00
Mules	141	4,975.00	228	4,665.00
Asses	32	185.00	79	735.00
Cattle	8,442	86,620.00	11,889	109,580.00
Sheep	698	710.00	976	1,745.00
Swine	282	975.00	255	810.00
Goats
All other animals.....
Musical instruments	71	5,535.00	86	5,960.00
Clocks and watches.....	90	1,325.00	92	1,835.00
Jewelry, gold and silver plate, diamonds and other precious stones	1,990.00	1,975.00
Amount of money, credits, book accounts and other accounts not evidenced by writing.....	71,650.00	5,835.00

SAN MIGUEL—Concluded.

ABSTRACTS OF THE ASSESSMENT FOR THE YEARS 1905 AND 1906.

	1905		1906	
	No. of	Valuation	No. of	Valuation
Cash value promissory notes, bonds, debentures, and all other written evidence of indebtedness
Cash value of special privileges and franchises not included in other items
Average cash value bank deposits in state.....
Average cash value bank deposits out of state.....
Carriages and vehicles of every description	927	13,405.00	503	13,625.00
Household property	40,965.00	47,965.00
Libraries
Furniture and fixtures.....	34,160.00	32,085.00
All other property.....	23,165.00	29,515.00
Bank stock or shares in any bank	92,240.00	160,510.00
Stock or shares in any corporation doing business in the state
Total	\$ 3,229,774.00	\$ 3,311,637.00
Deduct amount personal property exempt per constitutional amendment of 1904.....	45,945.00	58,730.00
Total net assessment.....	\$ 3,183,829.00	\$ 3,252,907.00
Number of military polls.....	1,258	629

SEDGWICK.

ABSTRACTS OF THE ASSESSMENT FOR THE YEARS 1905 AND 1906.

	1905		1906	
	No. of	Valuation	No. of	Valuation
Acres of agricultural land	12,000	\$ 72,000.00	15,000	\$ 120,200.00
Acres of grazing land	220,320	238,870.00	217,320	230,670.00
Acres of coal land
Acres of oil land
Acres of other mineral land and kind, thereof
Improvements on lands and the kind of land thereof	11,655.00	13,850.00
Improvements on public lands...	2,400.00	1,400.00
Town and city lots	10,295.00	20,295.00
Improvements on town and city* lots	29,975.00	36,275.00
Metalliferous mining claims
Improvements on metalliferous mining claims
Gross output from metalliferous mining claims
Miles of railroads, as returned by State Board of Equalization	32.07	460,970.00	32.07	445,375.00
Other railroad property	11,235.00	7,717.00
Miles of telegraph lines	32.07	4,330.00	256.03	7,629.00
Miles of telephone lines	40	1,900.00	100.00	2,000.00
Average value of merchandise..	9,225.00	12,250.00
Average amount of capital em- ployed in manufactures
Horses	1,052	21,623.00	1,203	24,235.00
Mules	17	530.00	44	1,050.00
Asses
Cattle	7,789	31,965.00	7,760	69,950.00
Sheep	5,150	6,440.00	5,100	7,650.00
Swine	230	692.00	329	987.00
Goats
All other animals.....
Musical instruments	21	1,250.00	37	1,785.00
Clocks and watches	20	100.00	100	540.00
Jewelry, gold and silver plate, diamonds and other precious stones	455.00
Amount of money, credits, book accounts and other accounts not evidenced by writing	2,500.00	9,183.00

SEDGWICK—Concluded.

ABSTRACTS OF THE ASSESSMENT FOR THE YEARS 1905 AND 1906.

	1905		1906	
	No. of	Valuation	No. of	Valuation
Cash value promissory notes, bonds, debentures, and all other written evidence of indebtedness
Cash value of special privileges and franchises not included in other items
Average cash value bank deposits in state
Average cash value bank deposits out of state
Carriages and vehicles of every description	149	3,852.00	304	6,151.00
Household property	525.00	10,000.00
Libraries
Furniture and fixtures	455.00	1,300.00
All other property.....	2,950.00	13,000.00
Bank stock or shares in any bank	4,000.00	4,000.00
Stock or shares in any corporation doing business in the state
Total	\$ 979,737.00	\$ 1,047,947.00
Deduct amount personal property exempt per constitutional amendment of 1904	26,200.00
Total net assessment	\$ 979,737.00	\$ 1,021,747.00
Number of military polls	107	130

SUMMIT.

ABSTRACTS OF THE ASSESSMENT FOR THE YEARS 1905 AND 1906.

	1905		1906	
	No. of	Valuation	No. of	Valuation
Acres of agricultural land	1,804	\$ 9,020.00	1,450	\$ 6,250.00
Acres of grazing land	14,868	32,405.00	1,912	24,232.00
Acres of coal land
Acres of oil land
Acres of other mineral land and the kind thereof, timber and stone	600	4,800.00	9,600.00
Improvements on lands and the kind of land thereof	11,828.00	13,960.00
Improvements on public lands	3,583.00	3,605.00
Town and city lots	36,435.00	38,655.00
Improvements on town and city lots	142,760.00	145,325.00
Metalliferous mining claims	361,409.00	373,137.00
Improvements on metalliferous mining claims	216,877.00	235,877.00
Gross output from metalliferous mining claims	47,872.00	57,643.00
Miles of railroads, as returned by State Board of Equalization	68.75	358,850.00	68.75	358,850.00
Other railroad property, Wells- Fargo Ex.—Globe Express	3,641.00	3,641.00
Miles of telegraph lines	7,676.00	173.00	7,677.00
Miles of telephone lines	11,936.00	598.06	11,993.00
Average value of merchandise..	48,108.00	51,208.00
Average amount of capital em- ployed in manufactures
Horses	623	12,565.00	650	12,780.00
Mules	90.00
Asses	23	115.00	23	115.00
Cattle	2,340	31,948.00	2,430	32,670.00
Sheep
Swine	14	70.00
Goats
All other animals
Musical instruments	61	4,545.00	63	4,630.00
Clocks and watches	26	390.00	25	480.00
Jewelry, gold and silver plate, diamonds and other precious stones

SUMMIT—Concluded.

ABSTRACTS OF THE ASSESSMENT FOR THE YEARS 1905 AND 1906.

	1905		1906	
	No. of	Valuation	No. of	Valuation
Amount of money, credits, book accounts and other accounts not evidenced by writing.....	7,500.00	9,300.00
Cash value promissory notes, bonds, debentures and all other written evidence of indebtedness
Cash value of special privileges and franchises not included in other items
Average cash value bank deposits in state.....
Average cash value bank deposits out of state
Carriages and vehicles of every description	327	7,680.00	349	7,870.00
Household property (over and above exemption)	300.00	350.00
Stock or shares in any corporation doing business in the state
Libraries
Furniture and fixtures.....	3,860.00	4,100.00
All other property.....	9,390.00	10,230.00
Bank stocks or shares in any bank
Total	\$ 1,375,653.00	\$ 1,424,178.00
Deduct amount personal property exempt per constitutional amendment of 1904
Total net assessment.....	\$ 1,375,653.00	\$ 1,424,178.00
Number of military polls.....	288	312

TELLER.

ABSTRACTS OF THE ASSESSMENT FOR THE YEARS 1905 AND 1906.

	1905		1906	
	No. of	Valuation	No. of	Valuation
Acres of agricultural land.....	5,952	\$ 16,374.00	7,499	\$ 37,380.00
Acres of grazing land.....	77,505	77,505.00	78,184	78,440.00
Acres of coal land
Acres of oil land
Acres of other mineral land and kind thereof, placer.....	4,223	49,340.00
Improvements on lands and the kind of land thereof.....	35,850.00	46,220.00
Improvements on public lands..	30,275.00	73,435.00
Town and city lots	26,655	756,322.00	21,715	693,784.00
Improvements on town and city lots	1,245,440.00	1,372,823.00
Metalliferous mining claims	39,825.0	2,342,407.00	35,927	2,139,264.00
Improvements on metalliferous mining claims	1,501,070.00	1,635,560.00
Gross output from metalliferous mining claims	5,051,320.00	5,947,880.00
Miles of railroads, as returned by State Board of Equaliza- tion	109.330	1,008,511.00	109.50	1,081,529.00
Other railroad property	5,620.00	7,588.00
Miles of telegraph lines	102.82	13,334.00	407.60	13,353.00
Miles of telephone lines	2,248.88	49,817.00	2,535.40	57,779.00
Average value of merchandise..	359,118.00	367,785.00
Other property returned by State Board of Equalization	10,043.00	6,452.00
Horses	1,511	39,840.00	1,600	42,390.00
Mules	44	855.00	32	690.00
Asses	11	115.00	12	60.00
Cattle	7,449	88,633.00	7,764	88,818.00
Sheep	4	20.00	48	120.00
Swine	94	486.00	154	620.00
Goats	8	25.00	10	50.00
All other animals	95.00	30.00
Musical instruments	729	56,565.00	804	48,745.00
Clocks and watches.....	637	8,981.00	432	5,423.00
Jewelry, gold and silver plate, diamonds and other precious stones..	11,506.00	3,685.00
Amount of money, credits, book accounts and other accounts not evidenced by writing	6,901.00

TELLER—Concluded.

ABSTRACTS OF THE ASSESSMENT FOR THE YEARS 1905 AND 1906.

	No. of	¹⁹⁰⁵ Valuation	No. of	¹⁹⁰⁶ Valuation
Cash value promissory notes, bonds, debentures and all other written evidence of indebtedness		2,000.00		
Cash value of special privileges and franchises not included in other items		175,000.00		9,500.00
Average cash value bank deposits in state		20,970.00		
Average cash value bank deposits out of state.....		1,220.00		
Carriages and vehicles of every description	896	20,855.00	916	20,455.00
Household property		310,960.00		318,795.00
Libraries		2,385.00		3,420.00
Furniture and fixtures		105,775.00		76,482.00
All other property		7,965.00		2,850.00
Bank stocks or shares in any bank		98,200.00		72,800.00
Stock or shares in any corporation doing business in the state		20,845.00		
Total		\$ 13,483,223.00		\$ 14,303,545.00
Deduct amount personal property exempt per constitutional amendment of 1904		298,452.00		353,056.00
Total net assessment		\$ 13,184,771.00		\$ 13,950,489.00
Number of military polls.....	3,202		3,362	

WASHINGTON.

ABSTRACTS OF THE ASSESSMENT FOR THE YEARS 1905 AND 1906.

	1905		1906	
	No. of	Valuation	No. of	Valuation
Acres of agricultural land	6,392	\$ 63,920.00	6,562	\$ 65,620.00
Acres of grazing land	526,264	328,715.00	524,126	496,237.00
Acres of coal land				
Acres of oil land				
Acres of other mineral land and kind thereof				
Improvements on lands and the kind of land thereof, grazing and agricultural		53,100.00		51,070.00
Improvements on public lands ..		10,060.00		10,600.00
Town and city lots	861	6,509.00	774	6,064.00
Improvements on town and city lots		23,170.00		23,555.00
Metalliferous mining claims				
Improvements on metalliferous mining claims				
Gross output from metalliferous mining claims				
Miles of railroads, as returned by State Board of Equalization	40.35	594,385.00	40.33	592,995.00
Other railroad property		12,326.00		12,349.00
Miles of telegraph lines		1,059.00		
Miles of telephone lines		2,648.00	56.00	3,410.00
Average value of merchandise ..		12,710.00		13,185.00
Average amount of capital employed in manufactures		700.00		890.00
Horses	3,489	78,358.00	3,835	83,010.00
Mules	27	635.00	30	905.00
Asses				
Cattle	24,909	270,532.00	25,431	266,034.00
Sheep	33,388	41,762.00	27,478	41,123.00
Swine	621	2,266.00	844	3,428.00
Goats				
All other animals				
Musical instruments	68	2,430.00	74	2,515.00
Clocks and watches	67	575.00	77	705.00
Jewelry, gold and silver plate, diamonds and other precious stones				190.00
Amount of money, credits, book accounts and other accounts not evidenced by writing		5,165.00		2,750.00

WASHINGTON—Concluded.

ABSTRACTS OF THE ASSESSMENT FOR THE YEARS 1905 AND 1906.

	1905		1906	
	No. of	Valuation	No. of	Valuation
Cash value promissory notes, bonds, debentures, and all other written evidence of indebtedness				
Cash value of special privileges and franchises not included in other items				
Average cash value bank deposits in state				
Average cash value bank deposits out of state				
Carriages and vehicles of every description	401	5,955.00	418	6,470.00
Household property		3,014.00		10,039.00
Libraries				
Furniture and fixtures				
All other property		6,220.00		7,158.00
Bank stocks or shares in any bank				
Stock or shares in any corporation doing business in the state				
Total		\$ 1,526,214.00		\$ 1,700,212.00
Deduct amount personal property exempt per constitutional amendment of 1904		46,287.00		55,723.00
Total net assessment		\$ 1,479,927.00		\$ 1,644,489.00
Number of military polls	253		290	

WELD.

ABSTRACTS OF THE ASSESSMENT FOR THE YEARS 1905 AND 1906.

	1905		1906	
	No. of	Valuation	No. of	Valuation
Acres of agricultural land	220,506	\$ 3,984,430.00	223,218	\$ 4,022,870.00
Acres of grazing land	956,152	1,443,610.00	954,572	1,456,630.00
Acres of coal land	5,806	160,730.00	6,294	219,630.00
Acres of oil land
Acres of other mineral land and kind thereof
Improvements on lands and the kind of land thereof	942,630.00	984,330.00
Improvements on public lands..	10,120.00	12,080.00
Town and city lots	573,630.00	617,195.00
Improvements on town and city lots	1,005,610.00	1,091,805.00
Metalliferous mining claims
Improvements on metalliferous mining claims
Gross output from metalliferous mining claims
Miles of railroads, as returned by State Board of Equalization	247.61	2,842,792.00	275.13	2,894,339.00
Other railroad property	44,822.00	48,219.00
Miles of telegraph lines	1,096.76	34,578.00	1,496.43	36,197.00
Miles of telephone lines	910.06	94,124.00	4,509.19	111,402.00
Average value of merchandise... }				
Average amount of capital employed in manufactures		449,230.00		499,060.00
Horses	13,322	444,800.00	13,740	473,030.00
Mules	634	30,860.00	745	33,570.00
Asses
Cattle	37,090	403,740.00	36,361	369,350.00
Sheep	54,624	87,430.00	40,437	72,630.00
Swine	1,994	9,190.00	2,260	9,780.00
Goats
All other animals
Musical instruments	698	28,720.00	712	37,050.00
Clocks and watches				
Jewelry, gold and silver plate, diamonds and other precious stones		2,580.00		2,420.00

WELD—Concluded.

ABSTRACTS OF THE ASSESSMENT FOR THE YEARS 1905 AND 1906.

	1905		1906	
	No. of	Valuation	No. of	Valuation
Amount of money, credits, book accounts and other accounts not evidenced by writing.....				
Cash value promissory notes, bonds, debentures, and all other written evidence of indebtedness				
Cash value of special privileges and franchises not included in other items		100,450.00		112,240.00
Average cash value bank deposits in state				
Average cash value bank deposit of state				
Carriages and vehicles of every description	4,265	94,360.00	4,313	101,880.00
Household property				
Libraries		318,240.00		323,180.00
Furniture and fixtures				
All other property				
Bank stock or shares in any bank		106,000.00		121,820.00
Stock or shares in any corporation doing business in the state				
Total		\$ 13,221,676.00		\$ 13,650,707.00
Deduct amount personal property exempt per constitutional amendment of 1904		850,200.00		417,350.00
Total net assessment		\$ 12,841,476.00		\$ 13,233,357.00
Number of military polls	2,892		2,893	

YUMA.

ABSTRACTS OF THE ASSESSMENT FOR THE YEARS 1905 AND 1906.

	1905		1906	
	No. of	Valuation	No. of	Valuation
Acres of agricultural land				
Acres of grazing land	580,377	\$ 520,775.00	594,563	\$ 626,235.00
Acres of coal land				
Acres of oil land				
Acres of other mineral land and kind thereof				
Improvements on lands and the kind of land thereof		52,755.00		51,875.00
Improvements on public lands ..		7,335.00		7,285.00
Town and city lots		36,970.00		36,655.00
Improvements on town and city lots		63,630.00		67,615.00
Metalliferous mining claims				
Improvements on metalliferous mining claims				
Gross output from metalliferous mining claims				
Miles of railroads, as returned by State Board of Equalization	40.51	599,548.00	40.51	599,548.00
Other railroad property		12,206.00		10,951.00
Miles of telegraph lines				
Miles of telephone lines		3,140.00	90.00	5,690.00
Average value of merchandise...		31,095.00		33,925.00
Average amount of capital employed in manufactures		900.00		
Horses	6,538	152,655.00	6,869	151,700.00
Mules	306	8,460.00	612	9,945.00
Asses				
Cattle	42,603	445,650.00	38,864	325,635.00
Sheep	3,500	5,250.00	593	885.00
Swine	3,356	12,495.00	5,884	20,160.00
Goats				
All other animals	1	100.00		
Musical instruments	100	3,815.00	114	4,210.00
Clocks and watches	8	135.00	1	10.00
Jewelry, gold and silver plate, diamonds and other precious stones				60.00
Amount of money, credits, book accounts and other accounts not evidenced by writing		18,160.00		20,090.00

YUMA—Concluded.

ABSTRACTS OF THE ASSESSMENT FOR THE YEARS 1905 AND 1906.

	1905		1906	
	No. of	Valuation	No. of	Valuation
Cash value promissory notes, bonds, debentures, and all other written evidence of indebtedness
Cash value of special privileges and franchises not included in other items
Average cash value bank deposits in state
Average cash value bank deposits out of state
Carriages and vehicles of every description	714	13,955.00	881	15,375.00
Household property	1,280.00	14,730.00
Libraries
Furniture and fixtures
All other property	17,500.00	16,540.00
Bank stock or shares in any bank
Stock or shares in any corporation doing business in the state
Total	\$ 2,007,809.00	\$ 2,019,119.00
Deduct amount personal property exempt per constitutional amendment of 1904	148,410.00	150,665.00
Total net assessment	\$ 1,859,399.00	\$ 1,868,454.00
Number of military polls	596	802

RECAPITULATION OF ALL COUNTIES.

ABSTRACTS OF THE ASSESSMENT FOR THE YEARS 1905 AND 1906.

	1905		1906	
	No. of	Valuation	No. of	Valuation
Acres of agricultural land	2,910,405	\$ 28,159,713.00	2,917,132	\$ 32,374,862.00
Acres of grazing land	11,820,686	14,136,842.00	11,384,341	15,658,593.00
Acres of coal land	206,119	3,801,142.00	233,341	4,232,042.00
Acres of oil land	6,800	131,000.00	6,800	125,500.00
Acres of other mineral land and kind thereof	45,933	431,594.00	39,724	199,986.00
Improvements on lands and the kind of land thereof		15,844,846.75		17,983,567.50
Improvements on public lands.. ..		806,401.00		944,798.00
Town and city lots		82,801,265.00		79,406,151.00
Improvements on town and city lots		63,420,530.00		66,742,622.00
Metalliferous mining claims....		7,840,181.00		9,349,113.00
Improvements on metalliferous mining claims		5,147,807.00		5,453,040.00
Gross output from metalliferous mining claims		9,158,329.00		9,017,671.00
Miles of railroads, as returned by State Board of Equaliza- tion	4,456	48,468,969.00	5,194	48,311,912.00
Other railroad property		1,049,465.00		1,010,012.00
Miles of telegraph lines		588,313.00		630,082.00
Miles of telephone lines		1,818,516.00		2,266,745.00
Average value of merchandise.. ..		16,037,420.18		16,234,983.00
Average amount of capital em- ployed in manufactures		2,762,693.82		2,942,830.00
Horses	196,845	4,898,912.50	202,992	5,344,996.00
Mules	8,250	250,420.00	8,446	268,612.00
Asses	623	4,075.00	608	4,556.00
Cattle	960,496	10,504,909.50	948,885	9,603,449.00
Sheep	1,054,126	1,659,289.00	1,065,505	1,712,086.00
Swine	38,562	133,427.00	46,179	162,628.00
Goats	18,335	32,345.00	15,648	27,783.00
All other animals	4,554	48,267.00	5,840	49,334.00
Musical instruments	25,473	1,819,016.00	26,945	1,870,551.00
Clocks and watches	23,190	330,208.00	23,704	310,893.00
Jewelry, gold and silver plate, diamonds and other precious stones		423,041.00		401,469.00
Amount of money, credits, book accounts and other accounts not evidenced by writing		4,597,138.00		3,867,523.00

RECAPITULATION OF ALL COUNTIES—Continued.

ABSTRACTS OF THE ASSESSMENT FOR THE YEARS 1905 AND 1906.

	1905		1906	
	No. of	Valuation	No. of	Valuation
Cash value promissory notes, bonds, debentures, and all other written evidence of indebtedness		166,655.00		164,930.00
Cash value of special privileges and franchises not included in other items		629,660.00		478,240.00
Average cash value bank deposits in state		442,620.00		405,111.00
Average cash value bank deposits out of state		12,245.00		
Carriages and vehicles of every description	70,900	1,796,548.50	72,131	1,933,391.00
Household property (over and above exemption)		7,948,366.00		10,202,792.00
Libraries		10,415.00		10,730.00
Furniture and fixtures		3,478,301.00		2,759,442.50
All other property		9,198,790.44		8,800,519.35
Bank stock or shares in any bank		5,592,702.00		5,534,916.00
Stock or shares in any corporation doing business in the state		219,152.00		179,120.00
Acres of state land	11,892	13,257.00	10,970	339,592.00
Acres of various other land....	836,327	365,867.50	882,672	1,225,855.00
Total		\$357,280,655.19		\$368,543,028.35
Deduct amount personal property exempt per constitutional amendment of 1904.....		9,174,074.00		12,298,481.00
Total net assessment		\$348,106,581.19		\$356,244,547.35
Changes in various counties....		1,135,782.10		
		\$349,242,363.29		
Number of military polls	106,145		74,293	

Page	Chapter	Page	Chapter
1	Introduction	190	Chapter 10
2	Chapter 1	191	Chapter 11
3	Chapter 2	192	Chapter 12
4	Chapter 3	193	Chapter 13
5	Chapter 4	194	Chapter 14
6	Chapter 5	195	Chapter 15
7	Chapter 6	196	Chapter 16
8	Chapter 7	197	Chapter 17
9	Chapter 8	198	Chapter 18
10	Chapter 9	199	Chapter 19
20	Chapter 20	200	Chapter 20
30	Chapter 21	201	Chapter 21
40	Chapter 22	202	Chapter 22
50	Chapter 23	203	Chapter 23
60	Chapter 24	204	Chapter 24
70	Chapter 25	205	Chapter 25
80	Chapter 26	206	Chapter 26
90	Chapter 27	207	Chapter 27
100	Chapter 28	208	Chapter 28
110	Chapter 29	209	Chapter 29
120	Chapter 30	210	Chapter 30
130	Chapter 31	211	Chapter 31
140	Chapter 32	212	Chapter 32
150	Chapter 33	213	Chapter 33
160	Chapter 34	214	Chapter 34
170	Chapter 35	215	Chapter 35
180	Chapter 36	216	Chapter 36
190	Chapter 37	217	Chapter 37
200	Chapter 38	218	Chapter 38
210	Chapter 39	219	Chapter 39
220	Chapter 40	220	Chapter 40
230	Chapter 41	221	Chapter 41
240	Chapter 42	222	Chapter 42
250	Chapter 43	223	Chapter 43
260	Chapter 44	224	Chapter 44
270	Chapter 45	225	Chapter 45
280	Chapter 46	226	Chapter 46
290	Chapter 47	227	Chapter 47
300	Chapter 48	228	Chapter 48
310	Chapter 49	229	Chapter 49
320	Chapter 50	230	Chapter 50
330	Chapter 51	231	Chapter 51
340	Chapter 52	232	Chapter 52
350	Chapter 53	233	Chapter 53
360	Chapter 54	234	Chapter 54
370	Chapter 55	235	Chapter 55
380	Chapter 56	236	Chapter 56
390	Chapter 57	237	Chapter 57
400	Chapter 58	238	Chapter 58
410	Chapter 59	239	Chapter 59
420	Chapter 60	240	Chapter 60
430	Chapter 61	241	Chapter 61
440	Chapter 62	242	Chapter 62
450	Chapter 63	243	Chapter 63
460	Chapter 64	244	Chapter 64
470	Chapter 65	245	Chapter 65
480	Chapter 66	246	Chapter 66
490	Chapter 67	247	Chapter 67
500	Chapter 68	248	Chapter 68
510	Chapter 69	249	Chapter 69
520	Chapter 70	250	Chapter 70
530	Chapter 71	251	Chapter 71
540	Chapter 72	252	Chapter 72
550	Chapter 73	253	Chapter 73
560	Chapter 74	254	Chapter 74
570	Chapter 75	255	Chapter 75
580	Chapter 76	256	Chapter 76
590	Chapter 77	257	Chapter 77
600	Chapter 78	258	Chapter 78
610	Chapter 79	259	Chapter 79
620	Chapter 80	260	Chapter 80
630	Chapter 81	261	Chapter 81
640	Chapter 82	262	Chapter 82
650	Chapter 83	263	Chapter 83
660	Chapter 84	264	Chapter 84
670	Chapter 85	265	Chapter 85
680	Chapter 86	266	Chapter 86
690	Chapter 87	267	Chapter 87
700	Chapter 88	268	Chapter 88
710	Chapter 89	269	Chapter 89
720	Chapter 90	270	Chapter 90
730	Chapter 91	271	Chapter 91
740	Chapter 92	272	Chapter 92
750	Chapter 93	273	Chapter 93
760	Chapter 94	274	Chapter 94
770	Chapter 95	275	Chapter 95
780	Chapter 96	276	Chapter 96
790	Chapter 97	277	Chapter 97
800	Chapter 98	278	Chapter 98
810	Chapter 99	279	Chapter 99
820	Chapter 100	280	Chapter 100

MILES OF RAILROADS AS RETURNED BY STATE BOARD OF EQUALIZATION

OTHER RAILROAD PROPERTY

MILES OF TELEGRAPH LINES

MILES OF TELEPHONE LINES

AVERAGE VALUE OF MERCHANDISE

AVERAGE AMOUNT OF CAPITAL EMPLOYED IN MANUFACTURES

1905

1906

1905

1906

1905

1906

1905

1906

1905

1906

1905

1906

1905

1906

1905

1906

1905

1906

1905

1906

1905

1906

1905

1906

1905

1906

1905

1906

1905

1906

1905

1906

1905

1906

1905

1906

1905

1906

1905

1906

1905

1906

1905

1906

1905

1906

1905

1906

1905

1906

1905

1906

1905

1906

1905

1906

1905

1906

1905

1906

1905

1906

1905

1906

1905

1906

1905

1906

1905

1906

1905

1906

1905

1906

1905

1906

1905

1906

1905

1906

1905

1906

1905

1906

1905

1906

1905

1906

1905

1906

1905

1906

1905

1906

1905

1906

1905

1906

1905

1906

1905

1906

1905

1906

1905

1906

1905

1906

1905

1906

1905

1906

1905

1906

1905

1906

1905

1906

1905

1906

1905

1906

1905

1906

1905

1906

1905

1906

1905

1906

1905

1906

1905

1906

1905

1906

1905

1906

1905

1906

1905

1906

1905

1906

1905

1906

1905

1906

1905

1906

1905

1906

1905

1906

1905

1906

1905

1906

1905

1906

1905

1906

1905

1906

1905

1906

1905

1906

1905

1906

1905

1906

1905

1906

1905

1906

1905

1906

1905

1906

1905

1906

1905

1906

1905

1906

1905

1906

1905

1906

1905

1906

1905

1906

1905

1906

1905

1906

1905

1906

1905

1906

1905

1906

1905

1906

1905

1906

1905

1906

1905

1906

1905

1906

1905

1906

1905

1906

1905

1906

1905

1906

1905

1906

1905

1906

1905

1906

1905

1906

1905

1906

1905

1906

1905

1906

1905

1906

1905

1906

1905

1906

1905

1906

1905

1906

1905

1906

1905

1906

1905

1906

1905

1906

1905

1906

1905

1906

1905

1906

1905

1906

1905

1906

1905

1906

1905

1906

1905

1906

1905

1906

1905

1906

1905

1906

1905

1906

1905

1906

1905

1906

1905

1906

COUNTIES	HORSES		MULES		ASSES		CATTLE		SHEEP		SWINE		COUNTIES										
	No. of	Value	No. of	Value	No. of	Value	No. of	Value	No. of	Value	No. of	Value											
1 Adams	3,791	\$ 112,150.00	3,641	\$ 111,320.00	161	\$ 6,255.00	194	\$ 5,165.00	12,640	\$ 191,795.00	14,973	\$ 142,900.00	21,356	\$ 48,895.00	22,600	\$ 33,915.00	1,887	\$ 7,610.00	4,523	\$ 17,245.00	1	\$ 1,245.00	
2 Arapahoe	4,776	86,430.00	3,679	98,190.00	117	4,375.00	129	5,055.00	43,212	187,720.00	13,154	103,755.00	21,410	44,120.00	26,761	10,155.00	510	1,620.00	82	3,225.00	2	3,225.00	
3 Atchafalaya	1,879	35,714.50	1,372	31,995.00	46	1,532.00	48	1,525.00	94	\$ 182.00	6,336	60,428.50	6,739	73,150.00	30,115	111,312.00	40,532	72,298.00	219	789.00	165	914.00	
4 Baca	3,024	10,320.00	2,284	31,785.00	18	1,255.00	61	2,095.00	26,430	262,837.00	25,679	250,770.00	29,570	14,925.00	32,850	49,276.00	162	750.00	135	380.00	4	380.00	
5 Bent	1,022	35,628.00	9,027	45,142.00	142	3,250.00	168	3,325.00	8,560	90,165.00	7,825	82,981.00	25,515	13,460.00	20,254	31,629.00	377	85.00	410	921.00	5	921.00	
6 Boulder	6,850	198,025.00	7,101	211,950.00	251	11,070.00	408	15,680.00	11,431	180,315.00	13,761	168,850.00	7,316	8,500.00	11,340	17,040.00	1,331	6,425.00	1,628	5,815.00	6	5,815.00	
7 Cheyenne	1,925	34,345.00	1,400	20,010.00	24	525.00	30	700.00	1,010	700.00	6,670	30,100.00	40	20.00	10	20.00	40	1,800.00	
8 Clear Fork	1,017	10,170.00	593	10,090.00	19	287.00	24	310.00	7,249	72,512.00	5,818	58,730.00	16,402	15,090.00	5,700	5,625.00	32	9.00	59	177.00	7	177.00	
9 Clear Creek	650	10,000.00	612	15,845.00	12	200.00	9	230.00	70	100.00	51	510.00	700	11,000.00	800	11,125.00	
10 Conejos	2,887	10,300.00	2,707	16,378.00	106	1,352.00	68	1,397.00	8,920	86,020.00	7,417	80,060.00	26,187	16,715.00	39,074	68,871.00	318	920.00	420	1,151.00	
11 Costilla	1,751	70,980.00	1,700	76,290.00	90	1,515.00	69	1,620.00	8,103	91,386.00	10,074	110,151.00	18,890	21,093.00	20,936	26,293.00	229	812.00	407	1,115.00	
12 Custer	1,019	10,075.00	1,442	29,065.00	12	290.00	16	350.00	9,167	92,170.00	9,201	74,315.00	16	20.00	63	610.00	19	110.00	125	500.00	
13 Delta	3,043	80,235.00	3,684	105,180.00	97	3,095.00	73	2,775.00	12,177	105,793.00	17,990	156,883.00	11,696	17,060.00	13,501	21,075.00	919	2,968.00	877	2,561.00	
14 Denver	9,094	124,970.00	8,929	370,125.00	131	1,090.00	160	3,735.00	4,201	111,250.00	3,505	104,965.00	414	1,315.00	113	1,900.00	61	225.00	371	1,600.00	
15 Dolores	239	6,184.00	202	5,425.00	25	875.00	21	605.00	20	195.00	10	300.00	1,871	26,334.00	2,191	26,728.00	9	21.00	
16 Douglas	2,285	61,300.00	2,204	58,590.00	32	1,220.00	32	1,035.00	16,744	194,770.00	16,694	184,610.00	403	2,305.00	365	1,091.00	
17 Eagle	2,105	57,773.00	2,292	64,795.00	9	216.00	7	160.00	15,681	134,744.00	18,714	164,090.00	22,081	11,210.00	14,720	22,068.00	255	96.00	272	910.00	
18 Elbert	1,290	67,070.00	1,377	67,590.00	57	2,680.00	15	2,720.00	17,661	192,560.00	14,311	172,090.00	31,572	18,375.00	10,550	78,810.00	129	6,004	190	900.00	
19 El Paso	5,517	160,500.00	5,778	141,900.00	150	9,460.00	228	6,480.00	27,809	322,410.00	25,674	294,620.00	28,912	13,891.00	34,536	52,300.00	606	2,620.00	924	1,300.00	
20 Fremont	2,021	38,100.00	2,023	76,190.00	116	3,600.00	116	4,420.00	12,051	116,226.00	14,676	153,096.00	772	69.00	426	1,310.00	
21 Garfield	3,394	87,855.00	3,834	87,855.00	71	2,120.00	66	2,120.00	20,841	212,465.00	26,376	230,729.00	189	365.00	10,033	15,065.00	970	2,780.00	1,020	3,075.00	
22 Gilpin	376	15,160.00	425	13,690.00	4	225.00	8	225.00	228	7,210.00	416	6,283.00	
23 Grand	2,183	28,344.00	2,197	37,120.00	21	375.00	5	95.00	11	70.00	7	35.00	12,861	168,665.00	10,689	55,527.00	691	88.00	833	1,296.00	75	101.00	
24 Gunnison	2,402	37,325.00	2,741	36,345.00	92	2,460.00	6	1,350.00	19,677	170,320.00	18,137	163,015.00	19,831	17,785.00	8,220	12,140.00	6	125.00	47	1,000.00	
25 Huerfano	462	6,865.00	312	6,865.00	8	290.00	7	195.00	24	270.00	83	416.00	2,830	31,320.00	1,502	13,403	30,105.00	17	110.00
26 Huerfano	2,721	66,933.00	2,410	62,000.00	250	9,385.00	271	9,286.00	9	38.00	10	30.00	11,857	180,573.00	10,690	181,470.00	43,456	62,857.00	42,450	68,675.00	237	1,015.00	
27 Jefferson	4,704	123,800.00	4,617	125,300.00	79	2,295.00	72	2,040.00	13,417	167,710.00	12,560	148,500.00	326	770.00	595	1,000.00	914	3,100.00	966	4,516.00	
28 Kiowa	1,312	16,651.00	1,027	14,730.00	21	310.00	19	410.00	10,625	105,530.00	9,324	83,917.00	5,676	9,600.00	7,060	12,650.00	10	45.00	19	380.00	
29 Kit Carson	1,256	91,812.00	3,736	97,920.00	63	1,381.00	92	4,000.00	5	1,000.00	5	1,000.00	24,707	289,522.00	19,107	176,301.00	19,107	20,132.00	310	1,171.00	615	2,916.00	
30 Lake	1,146	73,340.00	925	28,570.00	38	175.00	19	210.00	1,280	21,900.00	1,101	18,025.00	11,932	17,930.00	
31 La Plata	2,261	61,170.00	2,081	81,250.00	290	5,060.00	169	4,688.00	9,486	113,906.00	11,012	150,948.00	70,176	60,320.00	31,099	65,120.00	342	1,225.00	511	2,110.00	
32 Larimer	12,082	221,625.00	10,871	310,620.00	374	14,900.00	625	17,115.00	51,639	561,256.00	51,690	461,360.00	3,301	5,960.00	2,628	4,020.00	1,642	6,005.00	1,488	6,050.00	
33 Las Animas	7,276	118,443.00	5,741	189,325.00	984	28,315.00	879	30,070.00	27,908	388,745.00	29,492	364,380.00	118,686	192,820.00	136,811	220,985.00	600	2,915.00	629	1,500.00	
34 Lincoln	1,807	34,790.00	1,740	28,200.00	29	710.00	27	590.00	17,450	174,500.00	16,143	128,080.00	83,370	113,700.00	11,130	113,700.00	7	20.00	100	500.00	
35 Logan	4,316	67,790.00	5,004	169,010.00	61	1,460.00	120	3,525.00	29,631	281,501.00	30,230	250,625.00	12,701	16,270.00	10,234	17,895.00	862	2,280.00	1,211	3,780.00	
36 Mesa	6,208	189,160.00	6,432	128,371.00	802	11,740.00	356	7,318.00	27,314	230,310.00	27,691	234,314.00	3,091	7,015.00	12,831	19,217.00	1,675	4,883.00	1,079	2,910.00	
37 Mineral	292	6,902.00	295	5,890.00	4	120.00	3	90.00	1,628	14,540.00	1,791	14,462.00	4	800.00	3	600.00	
38 Montezuma	1,615	101,110.00	4,918	114,315.00	117	3,355.00	126	3,355.00	27,814	223,810.00	25,917	217,450.00	28,027	76,250.00	68,754	112,736.00	505	2,075.00	858	2,225.00	
39 Montezuma	2,675	80,135.00	2,628	83,890.00	54	2,315.00	61	2,850.00	13,480	177,877.00	13,680	185,131.00	6,692	10,270.00	7,501	12,250.00	265	1,335.00	471	1,270.00	
40 Morgan	1,280	81,178.00	3,861	109,288.00	81	2,645.00	129	6,500.00	18,777	161,553.00	16,464	138,088.00	62,539	71,900.00	46,623	68,310.00	3,281	8,510.00	1,888	6,917.00	
41 Otero	8,587	294,265.00	9,052	270,800.00	655	19,230.00	655	22,325.00	27,451	289,880.00	22,342	231,365.00	22,672	31,365.00	23,485	32,155.00	3,081	8,305.00	3,010	8,780.00	
42 Otero	1,329	28,108.00	1,456	29,111.00	122	3,485.00	129	3,745.00	7,191	60,301.00	6,221	53,620.00	1,310	1,960.00	880	1,320.00	122	360.00	
43 Park	1,755	21,060.00	1,821	25,920.00	10	250.00	18	270.00	16,346	135,568.00	16,640	115,780.00	17,709	28,334.00	18,139	27,196.00	28	260.00	19	120.00	
44 Phillips	2,099	60,025.00	2,216	44,920.00	19	475.00	19	380.00	9,270	111,240.00	8,580	89,800.00	4,878	7,317.00	2,756	4,348.00	197	2,841.00	1,704	3,600.00	
45 Pueblo	1,121	26,630.00	1,490	27,660.00	97	2,675.00	90	2,325.00	5,765	60,950.00	5,267	62,											

COUNTIES	GOATS				ALL OTHER ANIMALS				MUSICAL INSTRUMENTS				CLOCKS AND WATCHES				JEWELRY, GOLD AND SILVER PLATE, DIAMONDS AND OTHER PRECIOUS STONES				AMOUNT OF MONEY, CREDITS, BOOK ACCOUNTS AND OTHER ACCOUNTS NOT EVIDENCED BY WRITING				COUNTIES		
	1905		1906		1905		1906		1905		1906		1905		1906		1905		1906		1905		1906				
	No. of	Value	No. of	Value	No. of	Value	No. of	Value	No. of	Value	No. of	Value	No. of	Value	No. of	Value	No. of	Value	No. of	Value	No. of	Value	No. of	Value			
1 Adams						165	\$ 2,240.00			197	\$ 7,915.00			71	\$ 715.00									Adams	1		
2 Arapahoe						344	190.00	2	470.00	399	23,135.00	396	3,059.00	315	3,340.00										Arapahoe	2	
3 Archuleta	2,201	\$ 2,201.00				61	2,583.00	588		65	4,236.00	151	951.00	139	1,013.00										Archuleta	3	
4 Baca						40	394.00	23	100.00	39	607.00	102	310.00	53	236.00										Baca	4	
5 Bent						13	710.00			12															Bent	5	
6 Boulder						1,010	97,375.00	88	4,210.00	1,271	82,850.00	965	7,655.00	1,055	7,740.00										Boulder	6	
7 Chaffee	5	10.00				350	676.00	50	450.00	320	22,400.00	439	4,300.00	471	4,710.00										Chaffee	7	
8 Cheyenne						15	580.00			21	745.00	43	301.00	43	325.00										Cheyenne	8	
9 Clear Creek										145	7,000.00			153	1,250.00										Clear Creek	9	
10 Conejos						182	457.00			149	6,009.00	200	1,273.00	154	904.00										Conejos	10	
11 Costilla	1,827	2,225.00	1,891	\$ 2,286.00			32.00		4			2,177.00		709.00		708.00		5.00							Costilla	11	
12 Custer						29				57	2,500.00	13	150.00	18	370.00										Custer	12	
13 Delta						187	155.00	46	160.00	197	13,270.00	10	00.00	40	440.00										Delta	13	
14 Denver						11,531	1,090,725.00	39	1,045.00	11,531	1,090,725.00	9,691	188,425.00	8,413	169,375.00										Denver	14	
15 Dolores						27	1,110.00			24	1,270.00	35	350.00	32	325.00										Dolores	15	
16 Douglas						128	505.00	8	5.00	59	4,480.00	56	580.00	88	630.00										Douglas	16	
17 Eagle						125	75.00	60	105.00	110	8,005.00	190	1,549.00	162	1,250.00										Eagle	17	
18 Elbert											2,650.00		2,330.00		1,050.00											Elbert	18
19 El Paso						1,500	2,540.00	352	2,540.00	1,566	108,060.00	1,081	18,940.00	962	16,900.00										El Paso	19	
20 Fremont	200	200.00	224	360.00		209	310.00	74	360.00	628	31,075.00	54	710.00	724	7,641.00										Fremont	20	
21 Garfield						138	1,855.00	616	1,835.00	140	5,490.00				950.00										Garfield	21	
22 Gilpin						17	1,348.00			76	3,128.00		160.00												Gilpin	22	
23 Grand						33	725.00	6	575.00	24	575.00	6	50.00												Grand	23	
24 Gunnison						130	750.00	275	255.00	110	4,930.00	83	770.00	69	635.00										Gunnison	24	
25 Hinsdale						35	1,095.00			47	2,465.00	9	100.00	79	800.00										Hinsdale	25	
26 Huerfano	973	1,826.00	883	1,324.00		134	7,918.00	285	5,230.00	132	7,748.00	294	2,127.00	238	2,240.00										Huerfano	26	
27 Jefferson						251	16,150.00	10	60.00	367	19,485.00	367	3,035.00	645	5,705.00										Jefferson	27	
28 Kiowa						35	10.00	2	705.00	49	1,015.00	70	580.00	76	620.00										Kiowa	28	
29 Kit Carson	18	36.00	8	15.00		95	2,637.00	57	71.00	228	2,762.00	228	1,038.00	210	1,081.00										Kit Carson	29	
30 Lake						267	23,760.00	267		266	15,905.00	266	3,960.00	50	1,725.00										Lake	30	
31 La Plata						293	18,022.00	293	1,042.00	293	20,220.00	519	6,227.00	603	7,759.00										La Plata	31	
32 Larimer						295	43,075.00	425	1,615.00	340	49,428.00	553	6,545.00	734	8,325.00										Larimer	32	
33 Las Animas	11,321	24,025.00	11,319	22,920.00		554	35,990.00	631		569	47,506.00	631	9,656.00	920	10,400.00										Las Animas	33	
34 Lincoln						48	1,200.00			23	1,540.00		190.00	21	250.00										Lincoln	34	
35 Logan						163	6,345.00	167		113	7,820.00	113	710.00	190	1,340.00										Logan	35	
36 Mesa	846	1,870.00	116	1,045.00		551	34,010.00	846	1,945.00	1,128	8,230.00	1,353	8,482.00	1,353	2,580.00										Mesa	36	
37 Mineral						37	1,299.00	34	694.00	37	1,505.00	37	284.00	37	272.00											Mineral	37
38 Montrose						250	8,810.00	169	43.00	285	9,740.00	213	1,740.00	194	1,285.00											Montrose	38
39 Montezuma	95	1,400.00				102	2,110.00	1,288	220.00	120	10,205.00	19	60.00	25	120.00										Montezuma	39	
40 Morgan						158	6,493.00	157		101	6,735.00	101	655.00	87	616.00											Morgan	40
41 Otero						691	30,710.00	714	8,745.00	475	39,235.00	475	3,820.00	625	5,250.00											Otero	41
42 Ouray						123	4,928.00	116	480.00	123	5,090.00	145	1,603.00	120	1,145.00											Ouray	42
43 Park						81	4,009.00			71	5,300.00	335	2,150.00	293	1,450.00											Park	43
44 Phillips						71	1,355.00	32	800.00	86	2,235.00	147	792.00	141	725.00											Phillips	44
45 Pitkin						254	12,025.00	215	190.00	215	10,700.00	97	1,575.00	87	1,313.00											Pitkin	45
46 Provers						25	2,100.00	14	1,300.00	61	6,100.00															Provers	46
47 Pueblo						1,401	50,877.00	1,625	2,597.00	1,783	57,460.00	2,433	19,938.00	2,433	22,964.00											Pueblo	47
48 Rio Blanco	20	60.00	20	60.00		54	3,610.00	54	310.00	107	3,325.00	107	764.00	117	830.00											Rio Blanco	48
49 Rio Grande						137	7,325.00	129	1,075.00	136	7,100.00	136	1,335.00	118	1,170.00											Rio Grande	49
50 Routt						146	5,460.00	133	980.00	203	7,920.00	203	1,656.00	168	1,325.00											Routt	50
51 Saguache	827	827.00	567	677.00		145	7,360.00	160		312	8,745.00	312	2,390.00	219	2,445.00											Saguache	51
52 San Juan	150	150.00	150.00	150.00		55	4,270.00	35		35	2,850.00	35	695.00	50	569.00											San Juan	52
53 San Miguel						90	5,535.00	86		92	5,960.00	90	1,825.00	92	1,835.00											San Miguel	53
54 Sedgwick						21	1,250.00	37		20	1,784.00	20	100.00	100	540.00											Sedgwick	54
55 Summit						25	4,645.00	63		25	4,620.00	25	390.00	25	430.00											Summit	55
56 Teller	8	25.00	10	50.00		729	56,765.00	504	30.00	637	38,745.00	637	8,981.00	432	5,423.00											Teller	56
57 Washington						68	2,430.00	74		67	2,515.00	67	576.00	77	705.00											Washington	57
58 Weld						698	28,720.00	712			37,050.00		2,680.00		2,420.00											Weld	58
59 Yuma						190	3,815.00	114	100.00	5	125.00			1	10.00											Yuma	59
Totals	18,325	\$32,345.00	15,648	\$27,783.00	4,554	\$48,267.00	5,840	\$48,331.00	25,173	\$1,810,018.00	28,946	\$1,870,621.00	23,100	\$30,208.00	23,704	\$310,833.00										Totals	

THE UNIVERSITY OF CHICAGO
 LIBRARY
 540 EAST 57TH STREET
 CHICAGO, ILL. 60637

NO.	NAME	RESIDENCE	DATE	REMARKS
1
2
3
4
5
6
7
8
9
10
11
12
13
14
15
16
17
18
19
20
21
22
23
24
25
26
27
28
29
30
31
32
33
34
35
36
37
38
39
40
41
42
43
44
45
46
47
48
49
50

COUNTIES	LIBRARIES		FURNITURE AND FIXTURES		ALL OTHER PROPERTY		BANK STOCK OR SHARES IN ANY BANK			STOCK OR SHARES IN ANY CORPORATION DOING BUSINESS IN THE STATE			NUMBER OF MILITARY POLLS				COUNTIES							
	No. of	Value	No. of	Value	No. of	Value	No. of	Value	No. of	Value	No. of	Value	No. of	Value	No. of	Value		No. of	Value					
1 Adams	\$ 5,200.00	\$ 1,420.00	\$ 46,135.00	\$ 45,430.00	\$ 10,000.00	\$ 25,000.00	\$ 1,050.00	\$ 1,070.00	782	\$ 782.00	871	\$ 871.00	Adams	1
2 Arapahoe	10,040.00	11,095.00	233,565.00	228,885.00	7,100.00	261	300.00	1,012	1,012.00	Arapahoe	2
3 Archuleta	\$ 25.00	\$ 100.00	7,330.00	15,351.11	14,655.35	412	412.00	291	291.00	Archuleta	3
4 Baca	4,825.00	4,805.00	217	217.00	201	201.00	Baca	4
5 Bent	1,181.00	3,745.00	5,408.00	23,401.00	20,299.00	582.00	216	216.00	307	307.00	Bent	5
6 Boulder	116,110.00	16,290.00	95,490.00	128,330.00	169,110.00	3,415	3,116.00	3,116	3,116.00	Boulder	6
7 Buffum	500.00	100.00	6,650.00	7,110.00	41,800.00	758	758.00	920	920.00	Buffum	7
8 Cheyenne	665.00	710.00	2,000.00	2,100.00	133	133.00	195	195.00	Cheyenne	8
9 Clear Creek	1,000.00	5,000.00	1,500.00	52,500.00	51,300.00	300	300.00	520	500.00	Clear Creek	9
10 Conjos	28,511.02	21,885.00	26,621.00	10.00	210.00	1,419	1,419.00	1,050	1,050.00	Conjos	10
11 Costilla	29,414.00	21,911.00	614	614.00	590	590.00	Costilla	11
12 Custer	5,845.00	8,075.00	293	353.00	281	280.00	Custer	12
13 Delta	14,440.00	14,000.00	31,184.00	33,316.00	29,330.00	5,600.00	5,600.00	820	820.00	1,112	1,112.00	Delta	13
14 Denver	2,177,935.00	1,773,140.00	6,294,266.00	6,667,393.00	2,828,000.00	2,098,610.00	18,905.00	68,625.00	46,131	16,491.00	12,125	12,125.00	Denver	14
15 Douglas	5,120.00	7,155.00	5,000.00	5,000.00	190	190.00	153	154.00	Douglas	15
16 Eagle	15,530.00	59,145.00	2,312.00	401	491.00	127	43.00	Eagle	16
17 Elbert	18,110.00	18,905.00	161	561.00	650	480.00	Elbert	17
18 Elbert	1,830.00	10,000.00	250	250.00	191	191.00	Elbert	18
19 El Paso	150,200.00	165,650.00	198,430.00	181,020.00	629,980.00	703,280.00	1,400.00	4,912	4,912.00	6,023	5,033.00	El Paso	19
20 Fremont	2,500.00	3,500.00	16,550.00	32,870.00	13,175.00	62,000.00	61,000.00	1,007	1,007.00	2,003	2,003.00	Fremont	20
21 Garfield	10,120.00	77,780.00	71,600.00	41,150.00	42,675.00	513	513.00	197	197.00	Garfield	21
22 Gilpin	8,755.00	10,475.00	275.00	110,000.00	110,000.00	250	250.00	500	500.00	Gilpin	22
23 Grand	5,321.00	9,682.00	219	219.00	221	221.00	Grand	23
24 Grandson	20,915.00	16,155.00	1,385.00	1,064	1,064.00	133	133.00	Grandson	24
25 Huerfano	2,020.00	7,090.00	7,085.00	211	211.00	115	115.00	Huerfano	25
26 Huerfano	21,127.00	21,232.00	55,020.00	56,210.00	767	767.00	791	791.00	Huerfano	26
27 Jefferson	1,500.00	1,500.00	5,915.00	5,010.00	37,150.00	15,000.00	22,000.00	1,317	1,317.00	1,478	1,478.00	Jefferson	27
28 Kiowa	175.00	310.00	600.00	125	125.00	68	76.00	Kiowa	28
29 Kit Carson	478.00	17,017.00	17,400.00	5,000.00	6,000.00	313	313.00	286	286.00	Kit Carson	29
30 Lake	54,335.00	50,650.00	29,615.00	38,880.00	119,000.00	3,057	3,057.00	1,325	1,325.00	Lake	30
31 La Plata	28,225.00	17,785.00	120,490.00	123,000.00	123,000.00	1,052	1,052.00	1,101	1,101.00	La Plata	31
32 Larimer	85,625.00	101,300.00	201,810.00	288,700.00	2,134	2,134.00	2,286	2,286.00	Larimer	32
33 La S Animas	38,610.00	96,195.00	167,175.00	179,835.00	91,825.00	2,478	2,478.00	3,283	3,283.00	La S Animas	33
34 Lincoln	5,340.00	8,110.00	10,100.00	151	151.00	189	189.00	Lincoln	34
35 Logan	3,520.00	5,020.00	14,411.00	16,685.00	508	508.00	500	500.00	Logan	35
36 Mesa	5,075.00	72,210.00	115,215.00	41,688.00	8,315.00	3,011	3,011.00	2,952	2,952.00	Mesa	36
37 Mineral	1,584.00	1,223.00	478	478.00	350	350.00	Mineral	37
38 Montrose	12,115.00	17,180.00	69,635.00	73,600.00	26,500.00	45,810.00	733	733.00	871	871.00	Montrose	38
39 Montezuma	33,278.00	29,199.00	80,000.00	80,000.00	700	700.00	730	730.00	Montezuma	39
40 Morgan	100.00	510.00	1,130.00	15,350.00	20,821.00	26,000.00	605	605.00	430	430.00	Morgan	40
41 Otero	32,285.00	48,180.00	61,245.00	158,605.00	133,910.00	4,124	2,126.00	2,809	2,809.00	Otero	41
42 Ouray	3,980.00	22,078.00	51,149.00	26	26.00	307	307.00	Ouray	42
43 Park	23,200.00	18,210.00	1,831.00	240	240.00	24	24.00	Park	43
44 Phillips	12,715.00	14,340.00	219	249.00	275	275.00	Phillips	44
45 Pitkin	10,785.00	9,785.00	129,535.00	125,310.00	16,000.00	16,000.00	520	520.00	513	513.00	Pitkin	45
46 Prowers	10,770.00	17,670.00	28,510.00	33,670.00	372	372.00	127	127.00	Prowers	46
47 Pueblo	184,670.00	180,840.00	275,765.00	49,720.00	510,648.00	181,651.00	6,550	6,550.00	7,123	7,673.00	Pueblo	47
48 Rio Blanco	1,185.00	3,140.00	21,638.00	23,216.00	17,700.00	17,700.00	258	258.00	352	352.00	Rio Blanco	48
49 Rio Grande	62,180.00	81,100.00	677	677.00	581	581.00	Rio Grande	49
50 Routt	58,227.00	50,170.00	12,100.00	12,400.00	190	799.00	1,086	1,166.00	Routt	50
51 Saguache	30,323.00	77,618.00	645	645.00	611	611.00	Saguache	51

CONTENTS

1	Introduction	1
2	Chapter I	10
3	Chapter II	20
4	Chapter III	30
5	Chapter IV	40
6	Chapter V	50
7	Chapter VI	60
8	Chapter VII	70
9	Chapter VIII	80
10	Chapter IX	90
11	Chapter X	100
12	Chapter XI	110
13	Chapter XII	120
14	Chapter XIII	130
15	Chapter XIV	140
16	Chapter XV	150
17	Chapter XVI	160
18	Chapter XVII	170
19	Chapter XVIII	180
20	Chapter XIX	190
21	Chapter XX	200
22	Chapter XXI	210
23	Chapter XXII	220
24	Chapter XXIII	230
25	Chapter XXIV	240
26	Chapter XXV	250
27	Chapter XXVI	260
28	Chapter XXVII	270
29	Chapter XXVIII	280
30	Chapter XXIX	290
31	Chapter XXX	300
32	Chapter XXXI	310
33	Chapter XXXII	320
34	Chapter XXXIII	330
35	Chapter XXXIV	340
36	Chapter XXXV	350
37	Chapter XXXVI	360
38	Chapter XXXVII	370
39	Chapter XXXVIII	380
40	Chapter XXXIX	390
41	Chapter XL	400
42	Chapter XLI	410
43	Chapter XLII	420
44	Chapter XLIII	430
45	Chapter XLIV	440
46	Chapter XLV	450
47	Chapter XLVI	460
48	Chapter XLVII	470
49	Chapter XLVIII	480
50	Chapter XLIX	490
51	Chapter L	500
52	Chapter LI	510
53	Chapter LII	520
54	Chapter LIII	530
55	Chapter LIV	540
56	Chapter LV	550
57	Chapter LVI	560
58	Chapter LVII	570
59	Chapter LVIII	580
60	Chapter LIX	590
61	Chapter LX	600
62	Chapter LXI	610
63	Chapter LXII	620
64	Chapter LXIII	630
65	Chapter LXIV	640
66	Chapter LXV	650
67	Chapter LXVI	660
68	Chapter LXVII	670
69	Chapter LXVIII	680
70	Chapter LXIX	690
71	Chapter LXX	700
72	Chapter LXXI	710
73	Chapter LXXII	720
74	Chapter LXXIII	730
75	Chapter LXXIV	740
76	Chapter LXXV	750
77	Chapter LXXVI	760
78	Chapter LXXVII	770
79	Chapter LXXVIII	780
80	Chapter LXXIX	790
81	Chapter LXXX	800
82	Chapter LXXXI	810
83	Chapter LXXXII	820
84	Chapter LXXXIII	830
85	Chapter LXXXIV	840
86	Chapter LXXXV	850
87	Chapter LXXXVI	860
88	Chapter LXXXVII	870
89	Chapter LXXXVIII	880
90	Chapter LXXXIX	890
91	Chapter LXXXX	900
92	Chapter LXXXXI	910
93	Chapter LXXXXII	920
94	Chapter LXXXXIII	930
95	Chapter LXXXXIV	940
96	Chapter LXXXXV	950
97	Chapter LXXXXVI	960
98	Chapter LXXXXVII	970
99	Chapter LXXXXVIII	980
100	Chapter LXXXXIX	990
101	Chapter LXXXXX	1000

STATEMENT

Showing the Rate of Tax Levy for General and Special Purposes,
for the Years 1876 to 1906, inclusive,

AND

ABSTRACT OF ASSESSMENTS

Of State, by Counties, from 1877 to 1906, inclusive.

STATEMENT.

SHOWING THE RATE OF TAX LEVY FOR GENERAL AND SPECIAL PURPOSES, FOR THE YEARS 1876 TO 1906, BOTH INCLUSIVE.

FUNDS	1876	1877	1878	1879	1880	1881	1882	1883	1884	1885	1886	1887	1888	1889	1890	1891	1892	1893	1894	1895	1896	1897	1898	1899	1900	1901	1902	1903	1904	1905	1906	
General Revenue.....	1 1-2	5	3	4	4	4	4	3 1-2	3 1-2	4	2 13-30	2 13-30	2 13-30	2 13-30	2 13-30	2 11-30	2 11-30	2 8-30	2 9-30	2 11-30	2 3-30	2 9-30	2 8-30	2 1-12	1 14-15	2	1 4-5	1 19-30	1 11-15	1 3-4	1 11-12	
Mute and Blind.....	1-5	1-5	1-5	1-5	1-5	1-5	1-5	1-5	1-5	1-5	1-5	1-5	1-5	1-5	1-5	1-6	1-6	1-6	3-20	1-5	1-5	1-5	1-5	1-5	1-5	1-5	1-5	1-5	1-5	1-5	1-5	1-5
University.....		1-5	1-5	1-5	1-5	1-5	1-5	1-5	1-5	1-5	1-5	1-5	1-5	1-5	1-5	1-5	1-5	1-5	1-5	1-5	1-5	1-5	1-5	1-5	1-5	1-5	1-5	1-5	1-5	1-5	1-5	1-5
University Special.....								1-5	1-5									1-10														
Agricultural College.....		1-10	1-10	1-5	1-5	1-5	1-5	1-5	1-5	1-5	1-5	1-5	1-5	1-5	1-5	1-6	1-6	1-6	3-20	1-6	1-6	1-5	1-5	1-5	1-5	1-5	1-5	1-5	1-5	1-5	1-5	1-5
School of Mines.....		1-10	1-10	1-5	1-5	1-5	1-5	1-5	1-5	1-5	1-5	1-5	1-5	1-5	1-5	1-6	1-6	1-6	3-20	1-6	1-5	1-5	1-5	1-5	1-5	1-5	1-5	1-5	1-5	1-5	1-5	1-5
Normal School.....																1-6	1-6	1-6	3-20	1-6	1-6	1-6	1-6	1-5	1-5	1-5	1-5	1-5	1-5	1-5	1-5	1-5
Insane Asylum.....				1-5	1-5	1-5	1-5	1-5	1-5	1-5	1-5	1-5	1-5	1-5	1-5	1-5	1-5	1-5	1-5	1-5	1-5	1-5	1-5	1-5	1-5	1-5	1-5	1-5	1-5	1-5	1-5	1-5
Stock Inspection.....						1-15	1-15	1-15	1-15	1-15	1-15	1-15	1-15	1-15	1-15	1-15	1-15	1-15	1-15	1-30	1-15	1-30	1-15	1-15	1-15	1-15	1-15	1-15	1-15	1-15	1-15	1-15
Capitol Building.....						1-2	1-2	1-2	1-2	1-2	1-2	1-2	1-2	1-2	1-2	1-2	1-2	1-2	1-2	12-30	1-2	1-2	1-2	1-2	1-2	1-2	1-2	1-2	1-2	1-2	1-2	1-2
Interest on Capitol Building Bonds.....																2-15	2-15	1-6	2-15	1-10	1-6											
Capitol Building Bonds, Sinking Fund.....																									3-20	3-10	4-15	9-20	6-15	3-10	1-6	
Pre War Debt.....																1-2																
Interest on Insurrection Bonds.....																							1-10	1-10	1-10	1-10	1-10					
Round Up and Inspection.....				*2	*1																											
For Spanish-American War.....																																
Insurrection Bonds, Sinking.....																															1-20	1-20
Casual Deficiency Bonds, Sinking.....																															1-15	1-15
Total Levy in Mills.....	1 7-10	5 3-5	3 3-5	7	6	5 17-30	5 17-30	5 4-15	5 4-15	5 17-30	4	4	4	4	4	4 19-30	4 2-15	4 1-6	4	4	4	4 1-10	4 1-10	4 3-10	4 1-10	4 1-10	4	4	4	4	4	
Military Poll Per Capita.....		\$ 0 50	\$ 0 50	\$ 0 50	\$ 0 50	\$ 1 00	\$ 1 00	\$ 1 00	\$ 1 00	\$ 1 00	\$ 1 00	\$ 1 00	\$ 1 00	\$ 1 00	\$ 1 00	\$ 1 00	\$ 1 00	\$ 1 00	\$ 1 00	\$ 1 00	\$ 1 00	\$ 1 00	\$ 1 00	\$ 1 00	\$ 1 00	\$ 1 00	\$ 1 00	\$ 1 00	\$ 1 00	\$ 1 00	\$ 1 00	

*Levied on Cattle only.


Year	Month	Day	Event	Page
1870	Jan	1	...	1
1870	Jan	2	...	2
1870	Jan	3	...	3
1870	Jan	4	...	4
1870	Jan	5	...	5
1870	Jan	6	...	6
1870	Jan	7	...	7
1870	Jan	8	...	8
1870	Jan	9	...	9
1870	Jan	10	...	10
1870	Jan	11	...	11
1870	Jan	12	...	12
1870	Jan	13	...	13
1870	Jan	14	...	14
1870	Jan	15	...	15
1870	Jan	16	...	16
1870	Jan	17	...	17
1870	Jan	18	...	18
1870	Jan	19	...	19
1870	Jan	20	...	20
1870	Jan	21	...	21
1870	Jan	22	...	22
1870	Jan	23	...	23
1870	Jan	24	...	24
1870	Jan	25	...	25
1870	Jan	26	...	26
1870	Jan	27	...	27
1870	Jan	28	...	28
1870	Jan	29	...	29
1870	Jan	30	...	30
1870	Jan	31	...	31
1870	Feb	1	...	32
1870	Feb	2	...	33
1870	Feb	3	...	34
1870	Feb	4	...	35
1870	Feb	5	...	36
1870	Feb	6	...	37
1870	Feb	7	...	38
1870	Feb	8	...	39
1870	Feb	9	...	40
1870	Feb	10	...	41
1870	Feb	11	...	42
1870	Feb	12	...	43
1870	Feb	13	...	44
1870	Feb	14	...	45
1870	Feb	15	...	46
1870	Feb	16	...	47
1870	Feb	17	...	48
1870	Feb	18	...	49
1870	Feb	19	...	50
1870	Feb	20	...	51
1870	Feb	21	...	52
1870	Feb	22	...	53
1870	Feb	23	...	54
1870	Feb	24	...	55
1870	Feb	25	...	56
1870	Feb	26	...	57
1870	Feb	27	...	58
1870	Feb	28	...	59
1870	Feb	29	...	60
1870	Feb	30	...	61
1870	Mar	1	...	62
1870	Mar	2	...	63
1870	Mar	3	...	64
1870	Mar	4	...	65
1870	Mar	5	...	66
1870	Mar	6	...	67
1870	Mar	7	...	68
1870	Mar	8	...	69
1870	Mar	9	...	70
1870	Mar	10	...	71
1870	Mar	11	...	72
1870	Mar	12	...	73
1870	Mar	13	...	74
1870	Mar	14	...	75
1870	Mar	15	...	76
1870	Mar	16	...	77
1870	Mar	17	...	78
1870	Mar	18	...	79
1870	Mar	19	...	80
1870	Mar	20	...	81
1870	Mar	21	...	82
1870	Mar	22	...	83
1870	Mar	23	...	84
1870	Mar	24	...	85
1870	Mar	25	...	86
1870	Mar	26	...	87
1870	Mar	27	...	88
1870	Mar	28	...	89
1870	Mar	29	...	90
1870	Mar	30	...	91
1870	Mar	31	...	92

LIST OF WARRANTS

Drawn Against the General Incident Fund,

AND

STATEMENT of OUTSTANDING BONDS



LIST OF WARRANTS

DRAWN AGAINST THE GENERAL INCIDENTAL FUND,
REVENUE 1905.

Date 1905	No.	Name	Amount
Jan. 31	490	Smith-Brooks Printing Co.	\$ 861.99
Jan. 31	497	James Cowie	120.00
Jan. 31	498	J. L. Moorhead	40.00
Feb. 2	563	Smith-Brooks Printing Co.	67.20
Feb. 2	569	June L. Hilton	200.00
Feb. 2	570	M. E. Melvin	200.00
Feb. 3	658	W. H. Kistler Stationery Co.	103.63
Feb. 3	659	W. H. Kistler Stationery Co.	163.40
Feb. 6	669	James Cowie	254.12
Feb. 6	670	Postal Telegraph-Cable Co.....	.60
Feb. 6	671	United States Express Co.	20.10
Feb. 6	672	Press Clipping Bureau	9.50
Feb. 6	673	Otis B. Spencer	5.00
Feb. 6	674	Wells, Fargo & Co. Express75
Feb. 6	675	Oscar Sorenson	1.95
Feb. 6	676	James Cowie	4.65
Feb. 6	677	Pierce & Zahn40
Feb. 6	678	Pacific Express Co.	20.15
Feb. 6	679	Western Union Telegraph Co.	5.86
Feb. 6	680	Western Union Telegraph Co.	10.52
Feb. 6	681	Smith-Premier Typewriter Co.	145.00
Feb. 6	682	Colorado Telephone Co.	14.05
Feb. 6	683	American District Telegraph Co.	4.70
Feb. 6	684	Remington Typewriter Co.	12.15
Feb. 6	685	Republican Publishing Co.	60.85
Feb. 6	686	A. S. Carter	2.55
Feb. 6	687	Improved Mailing Case Co.	39.88
Feb. 6	688	Loveland Reporter	3.29
Feb. 6	689	Hattie E. Stevenson50
Feb. 10	704	Smith-Brooks Printing Co.....	2,923.97
Feb. 10	705	Smith-Brooks Printing Co.	715.94
Feb. 10	706	Republican Publishing Co.....	11.55
Feb. 10	708	Republican Publishing Co.....	.39
Feb. 11	719	James Cowie	248.00
Feb. 11	720	Record-Stockman Publishing Co.	117.21

LIST OF WARRANTS

DRAWN AGAINST THE GENERAL INCIDENTAL FUND,
REVENUE 1905—Continued.

Date 1905	No.	Name	Amount
Feb. 11	721	W. H. Kistler Stationery Co.	28.06
Feb. 11	722	W. H. Kistler Stationery Co.	160.67
Feb. 11	723	L. B. Swanbeck	120.00
Feb. 11	724	A. C. Montgomery	15.00
Feb. 11	725	W. C. Baker	25.00
Feb. 11	726	Charles L. Spencer	25.00
Feb. 11	727	Oscar Sorenson	2.50
Feb. 11	728	Haswell Drug Co.	5.90
Feb. 11	729	A. S. Carter	17.65
Feb. 11	730	Colorado Telephone Co.	13.25
Feb. 11	731	The Pacific Express Co.	2.29
Feb. 11	732	Wells, Fargo Express Co.	7.32
Feb. 11	733	Globe Express Co.	30.33
Feb. 11	734	James Perchard.....	10.00
Feb. 11	735	E. McCrillis, Secretary	28.50
Feb. 11	736	Katherine L. Craig	20.50
Feb. 14	741	Republican Publishing Co.	1.84
Feb. 14	742	Out West Printing & Stationery Co.	80.00
Feb. 14	743	Western Union Telegraph Co.	8.36
Feb. 21	1025	Smith-Brooks Printing Co.	604.13
Feb. 28	1052	James Cowie	51.25
Mch. 1	1207	Percy S. Rider	138.20
Mch. 3	1230	James Cowie	79.00
Mch. 10	1251	Smith-Brooks Printing Co.	1,456.96
Mch. 11	1291	James Cowie	10.00
Mar. 16	1319	J. L. Hilton	100.00
Mar. 16	1320	Mrs. M. E. Melvin.....	100.00
Mar. 16	1321	W. H. Kistler Stationery Co.....	122.99
Mar. 16	1322	W. H. Kistler Stationery Co.....	217.50
Mar. 16	1323	Remington Typewriter Co.....	56.05
Mar. 16	1324	American District Telegraph Co.....	.60
Mar. 16	1325	Colorado Telephone Co.....	3.50
Mar. 16	1326	Western Union Telegraph Co.....	24.50
Mar. 16	1327	Smith Premier Typewriter Co.....	173.00
Mar. 16	1328	Republican Publishing Co.....	21.24

LIST OF WARRANTS

DRAWN AGAINST THE GENERAL INCIDENTAL FUND,
REVENUE 1905—Continued.

Date 1905	No.	Name	Amount
Mar. 16	1329	Colorado Springs Gazette Co.....	42.14
Mar. 16	1330	Record-Stockman Publishing Co.....	63.25
Mar. 16	1331	Pacific Express Co.....	32.53
Mar. 16	1332	Globe Express Co.....	24.35
Mar. 16	1333	City Transfer Co.....	.50
Mar. 16	1334	The Railway World.....	4.00
Mar. 16	1335	The Crystal Co.....	4.80
Mar. 16	1336	John H. Gabriel.....	12.00
Mar. 16	1337	Katherine L. Craig.....	7.10
Mar. 16	1338	Dr. F. N. Carrier.....	11.98
Mar. 16	1339	Otis B. Spencer.....	20.40
Mar. 16	1344	Colorado Office & Bar Fixture Co.....	155.50
Mar. 16	1345	E. L. White.....	38.80
Mar. 16	1346	Pierce & Zahn.....	5.00
Mar. 17	1355	James Cowie	75.00
Mar. 17	1356	George H. Angell.....	100.00
Mar. 21	1367	James Cowie	38.00
Mar. 25	1402	Jesse E. Buell.....	20.00
Mar. 25	1403	James Cowie	27.25
Mar. 29	1421	James Cowie	60.00
Mar. 30	1429	Pueblo Chieftain	40.42
Mar. 30	1430	Republican Publishing Co.....	9.00
Mar. 30	1431	N. C. Miller.....	10.20
Apr. 7	1621	James Cowie	330.00
Apr. 7	1628	James Cowie	101.00
Apr. 10	1673	H. W. Hannum.....	24.35
Apr. 17	1733	James Cowie	40.00
Apr. 18	1794	Smith-Brooks Printing Co.....	26.00
Apr. 18	1795	Smith-Brooks Printing Co.....	39.10
Apr. 19	1804	James Cowie	132.00
Apr. 19	1805	Smith-Brooks Printing Co.....	1,183.26
Apr. 24	1820	E. L. White.....	20.25
Apr. 24	1821	Katherine L. Craig.....	1.45
Apr. 24	1822	Poor's Railroad Manual Co.....	10.00
Apr. 24	1823	William B. Dana & Co.....	2.00

LIST OF WARRANTS

DRAWN AGAINST THE GENERAL INCIDENTAL FUND,
REVENUE 1905—Continued.

Date 1905	No.	Name	Amount
Apr. 24	1824	City Transfer Co.....	.50
Apr. 24	1825	A. S. Carter.....	11.00
Apr. 24	1826	W. H. Kistler Stationery Co.....	466.27
Apr. 24	1827	Press Clipping Bureau.....	3.70
Apr. 24	1828	Mills Publishing Co.....	45.00
Apr. 24	1829	Record-Stockman Publishing Co.....	66.53
Apr. 24	1831	Smith-Premier Typewriter Co.....	5.65
Apr. 24	1832	Colorado Telephone Co.....	14.45
Apr. 24	1833	American District Telegraph Co.....	8.10
Apr. 24	1834	Postal Telegraph-Cable Co.....	3.45
Apr. 24	1835	Western Union Telegraph Co.....	14.93
Apr. 24	1836	Wells Fargo Express Co.....	.35
Apr. 24	1837	Globe Express Co.....	38.72
Apr. 24	1838	Pacific Express Co.....	12.82
Apr. 24	1843	John Harris	20.00
Apr. 26	1872	H. G. Clark.....	6.50
Apr. 26	1873	Marie D. Young.....	16.65
Apr. 26	1874	Hallie M. Spruance.....	16.65
Apr. 26	1875	Velma C. Likens.....	16.65
Apr. 26	1876	Economist Publishing Co.....	2.00
Apr. 29	2026	James Cowie	83.00
May 1	2066	James Cowie.....	14.00
May 5	2111	James Cowie	100.00
May 5	2112	J. E. Buell.....	79.15
May 6	2126	Zelda Knowlton	46.65
May 6	2127	N. C. Miller.....	6.95
May 9	2148	James Cowie	49.00
May 17	2245	Smith-Brooks Printing Co.....	401.60
May 17	2246	W. H. Kistler Stationery Co.....	1,018.52
May 17	2247	Katherine L. Craig.....	3.25
May 17	2248	Laura H. Cowan	25.00
May 17	2249	Mills Publishing Co.....	42.75
May 17	2250	Record-Stockman Publishing Co.....	197.98
May 17	2251	Republican Publishing Co.....	30.98
May 17	2252	Globe Express Co.....	10.29

LIST OF WARRANTS

DRAWN AGAINST THE GENERAL INCIDENTAL FUND,
REVENUE 1905—Continued.

Date 1905	No.	Name	Amount
May 17	2253	Pacific Express Co.....	27.19
May 17	2254	Wells-Fargo Express Co.....	.54
May 17	2255	Western Union Telegraph Co.....	21.75
May 17	2256	Postal Telegraph-Cable Co.....	6.34
May 17	2257	American District Telegraph Co.....	3.05
May 17	2258	Colorado Telephone Co.....	14.85
May 17	2259	Remington Typewriter Co.....	14.75
May 17	2260	A. S. Carter	4.00
May 17	2261	Press Clipping Bureau	13.00
May 17	2262	Chas. W. Bishop	16.35
May 17	2263	Clason Map Co.....	50.00
May 17	2264	Ann Hunt	14.85
May 17	2265	J. S. Stahl & Co.....	233.10
May 17	2266	J. S. Stahl & Co.....	14.50
May 24	2305	Vernon McKelvey	175.00
May 24	2306	J. S. Stahl & Co.....	5.55
May 24	2307	Chas. W. Bishop	8.35
May 24	2308	James Cowie	101.00
May 24	2309	Smith-Premier Typewriter Co.....	57.50
May 24	2310	Mills Publishing Co.....	110.00
May 24	2311	Globe Express Co.....	30.68
May 29	2352	James Cowie	37.00
May 31	2478	Zelda Knowlton	100.00
May 31	2479	Howell T. Pershing, M. D.....	100.00
May 31	2480	S. D. Hopkins, M. D.....	100.00
June 1	2540	Jesse E. Buell	125.00
June 2	2554	James Cowie	10.00
June 10	2660	Chas. L. Spencer.....	140.00
June 12	2712	W. H. Montgomery	50.05
June 12	2713	S. H. Wood	200.00
June 12	2714	A. C. Montgomery	200.00
June 13	2724	James Cowie	132.00
June 13	2725	I. B. Melville	1.25
June 13	2726	M. E. Stubbs, County Clerk.....	10.00
June 13	2727	Mrs. M. H. Griffith.....	45.97

LIST OF WARRANTS

DRAWN AGAINST THE GENERAL INCIDENTAL FUND,
REVENUE 1905—Continued.

Date 1905	No.	Name	Amount
June 15	2743	R. R. Leese	11.00
June 17	2764	Jesse E. Buell	22.00
June 19	2767	Gazetteer Publishing Co.....	40.00
June 19	2768	W. H. Kistler Stationery Co.....	3 57
June 19	2769	W. H. Kistler Stationery Co.....	85.75
June 19	2770	W. H. Kistler Stationery Co.....	153.39
June 19	2771	Western Union Telegraph Co.....	5.05
June 19	2772	Postal Telegraph-Cable Co.....	1.51
June 19	2773	American District Telegraph Co.....	4.05
June 19	2774	Colorado Telephone Co.....	13.95
June 19	2775	Remington Typewriter Co.....	32.45
June 19	2776	Smith-Premier Typewriter Co.....	.75
June 19	2777	Pacific Express Co.....	46.06
June 19	2778	Wells Fargo Express Co.....	17.00
June 19	2779	Record-Stockman Publishing Co.....	85.54
June 19	2780	Mills Publishing Co.....	64.20
June 19	2781	Colorado Office & Bar Fixture Co.....	88.00
June 19	2782	Denver Novelty Works & Electric Co.....	20.00
June 19	2783	Burroughs Adding Machine Co.....	375.00
June 19	2784	Katherine L. Craig.....	4.80
June 19	2785	Dr. F. N. Carrier.....	11.10
June 19	2786	Economist Publishing Co.....	1.00
June 20	2801	Geo. Riblet	21.25
June 23	2819	W. H. Kistler Stationery Co.....	986.40
June 23	2820	N. C. Miller.....	5.70
June 23	2821	James Cowie	40.00
June 23	2822	Denver Lithographing Co.....	208.00
June 23	2824	Smith-Brooks Printing Co.....	1,098.35
June 23	2829	James Cowie	114.00
June 29	2881	Zelda Knowlton	100.00
June 29	2882	Jesse E. Buell.....	125.00
July 3	3060	James Cowie	12.00
July 3	3062	C. E. Hagar.....	24.00
July 3	3063	Jesse F. McDonald.....	29.80
July 3	3064	Globe Express Co.....	2.58

LIST OF WARRANTS

DRAWN AGAINST THE GENERAL INCIDENTAL FUND,
REVENUE 1905—Continued.

Date 1905	No.	Name	Amount
July 6	3095	Mrs. M. H. Griffith.....	75.00
July 6	3096	Chas. L. Spencer.....	69.00
July 8	3118	James Cowie	75.00
July 18	3222	S. P. Raber.....	2.50
Aug. 31	3625	Zelda Knowlton	53.35
Dec. 14	4914	James Cowie	153.75
Dec. 16	4940	E. L. White.....	50.60
Dec. 18	4942	W. H. Kistler Stationery Co.....	213.28
Dec. 18	4943	County Court, Arapahoe County.....	8.80
Dec. 18	4944	W. H. Kistler Stationery Co.....	74.00
Dec. 18	4945	Western Union Telegraph Co.....	11.48
Dec. 18	4946	Globe Express Co.....	23.32
Dec. 18	4947	Wells-Fargo Express Co.....	1.00
Dec. 18	4948	Colorado Telephone Co.....	12.42
Dec. 18	4949	Remington Typewriter Co.....	108.00
Dec. 18	4950	Record-Stockman Publishing Co.....	70.76
Dec. 18	4951	J. S. Stahl & Co.....	1.00
Dec. 18	4952	Press Clipping Bureau.....	7.00
Dec. 18	4953	Clason Map Co.....	1.50
Dec. 18	4954	Oscar Sorenson	2.50
Dec. 18	4955	Katherine L. Craig.....	4.10
Dec. 18	4956	Geo. Tritch Hardware Co.....	18.45
Dec. 18	4957	John P. Doyle.....	28.40
Dec. 18	4958	H. C. Charles.....	.25
Dec. 18	4959	Ira R. Sides, Clerk County Court.....	13.25
Dec. 18	4960	Montrose Press	2.66
Dec. 18	4961	Pacific Express Co.....	89.78
Dec. 18	4962	Alex. J. Strachan, Assessor.....	5.00
Dec. 22	5002	Mary A. Hewitt.....	6.75
Dec. 22	5003	Zelda Knowlton	100.00
Dec. 22	5004	Globe Express Co.....	6.77
Dec. 22	5005	Western Union Telegraph Co.....	9.85
Dec. 23	5007	James Cowie	50.00
Dec. 26	5012	M. H. Griffith.....	75.00
Dec. 26	5013	Colorado Telephone Co.....	.30

LIST OF WARRANTS

DRAWN AGAINST THE GENERAL INCIDENTAL FUND,
REVENUE 1905—Concluded.

Date 1905	No.	Name	Amount
Dec. 26	5014	Colorado Ice & Storage Co.....	1.50
Dec. 26	5015	News-Times Publishing Co.....	.28
Dec. 26	5031	W. H. Kistler Stationery Co.....	1,242.40
Total			<u>\$ 24,443.08</u>

LIST OF WARRANTS

DRAWN AGAINST THE GENERAL INCIDENTAL FUND,
REVENUE 1906.

Date 1905	No.	Name	Amount
July 19	730	Smith-Brooks Printing Co.....\$	108.57
July 20	738	James Cowie	60.00
July 20	741	Ballenger & Richards.....	60.00
July 20	742	Adams Express Co.....	2.00
July 20	743	Globe Express Co.....	12.65
July 20	744	Pacific Express Co.....	16.48
July 20	745	Western Union Telegraph Co.....	9.46
July 20	746	Postal Telegraph-Cable Co.....	1.93
July 20	747	Colorado Telephone Co.....	5.45
July 20	748	American District Telegraph Co.....	7.00
July 20	749	Remington Typewriter Co.....	5.00
July 20	750	J. S. Stahl & Co.....	1.00
July 20	751	Republican Publishing Co.....	21.21
July 20	752	Record-Stockman Publishing Co.....	63.20
July 20	753	Mills Publishing Co.....	20.00
July 20	754	W. H. Kistler Stationery Co.....	454.55
July 20	755	W. H. Kistler Stationery Co.....	372.61
July 20	756	Otis B. Spencer.....	2.90
July 20	757	City Transfer Co.....	.50
July 20	758	Hamilton Armstrong, Sheriff.....	2.60
July 20	759	Press Clipping Bureau.....	7.00
July 20	760	Katherine L. Craig.....	1.45
July 20	761	Association of Officials, Bureau of Labor Statistics of America	8.00
July 20	762	Clason Map Co.....	16.66
July 20	763	Jesse E. Buell.....	36.30
July 20	764	Charles L. Spencer.....	20.00
July 22	777	Sayre-Newton Lumber Co.....	135.00
July 24	779	Colorado Telephone Co.....	1.00
Aug. 3	797	R. R. Leese.....	125.00
Aug. 4	800	Zelda Knowlton	100.00
Aug. 4	801	Mrs. M. H. Griffith.....	75.00
Aug. 4	802	James Cowie	122.50
Aug. 7	804	W. H. Kistler Stationery Co.....	8.00
Aug. 7	805	Gazette Publishing Co.....	5.00
Aug. 7	806	Ballenger & Richards.....	12.00

LIST OF WARRANTS
DRAWN AGAINST THE GENERAL INCIDENTAL FUND,
REVENUE 1906—Continued.

Date 1905	No.	Name	Amount
Aug. 7	807	E. L. White.....	51.55
Aug. 7	808	J. S. Stahl & Co.....	17.75
Aug. 7	809	News-Times Publishing Co.....	5.80
Aug. 12	823	Walter T. Brown.....	75.00
Aug. 15	840	James Cowie	128.00
Aug. 18	850	W. H. Kistler Stationery Co.....	381.36
Aug. 18	851	W. H. Kistler Stationery Co.....	301.73
Aug. 18	852	Record-Stockman Publishing Co.....	51.82
Aug. 18	853	Mary R. Hewitt.....	9.75
Aug. 18	854	Alexander Nisbet, Sheriff.....	1.00
Aug. 18	855	Katherine L. Craig.....	1.60
Aug. 18	856	Clason Map Co.....	3.50
Aug. 18	857	Press Clipping Bureau.....	2.00
Aug. 18	858	Mills Publishing Co.....	447.00
Aug. 18	860	J. S. Stahl & Co.....	5.55
Aug. 18	861	Remington Typewriter Co.....	5.75
Aug. 18	862	American District Telegraph Co.....	7.60
Aug. 18	863	Colorado Telephone Co.....	.20
Aug. 18	864	Western Union Telegraph Co.....	21.34
Aug. 18	865	Postal Telegraph-Cable Co.....	1.98
Aug. 18	866	United States Express Co.....	1.54
Aug. 18	867	Pacific Express Co.....	1.56
Aug. 18	868	Globe Express Co.....	10.88
Aug. 18	869	James Cowie	59.00
Aug. 30	907	James Cowie	120.00
Sept. 5	916	R. R. Leese	6.30
Sept. 11	919	Jesse E. Buell	125.00
Sept. 11	920	Mrs. M. H. Griffith.....	75.00
Sept. 22	1017	James Cowie	60.00
Oct. 3	1067	James Cowie	240.00
Oct. 3	1068	James Cowie	40.00
Oct. 3	1069	James Cowie	32.50
Oct. 4	1071	J. E. Buell	24.90
Oct. 5	1072	W. H. Kistler Stationery Co.....	235.71
Oct. 5	1073	Smith-Brooks Printing Co.....	45.00
Oct. 5	1074	Western Union Telegraph Co.....	25.71

LIST OF WARRANTS

DRAWN AGAINST THE GENERAL INCIDENTAL FUND,
REVENUE 1906—Continued.

Date 1905	No.	Name	Amount
Oct. 5	1075	Katherine L. Craig	2.95
Oct. 5	1076	Dr. F. N. Carrier, Treasurer.....	1.50
Oct. 5	1077	W. R. Ramsey	7.00
Oct. 5	1078	M. J. Spears	66.45
Oct. 5	1079	Adams Express Co.....	1.30
Oct. 5	1080	Globe Express Co.....	44.11
Oct. 5	1081	Pacific Express Co.....	11.51
Oct. 5	1082	Wells-Fargo Express Co.....	1.15
Oct. 5	1083	American District Telephone Co.....	7.65
Oct. 5	1084	Colorado Telephone Co.....	22.75
Oct. 5	1085	Remington Typewriter Co.....	5.00
Oct. 5	1086	Republican Publishing Co.....	20.86
Oct. 5	1087	Record-Stockman Publishing Co.....	44.19
Oct. 5	1088	Mills Publishing Co.....	20.00
Oct. 5	1089	W. H. Kistler Stationery Co.....	491.25
Oct. 5	1090	News-Times Publishing Co.....	6.68
Oct. 5	1091	Cadwell Blue Print & Supply Co.....	4.05
Oct. 5	1992	Denver Photo Material Co.....	54.00
Oct. 12	1114	T. W. Jaycox	100.00
Oct. 13	1117	Mrs. M. H. Griffith	75.00
Oct. 14	1119	Walter F. Brown	165.00
Oct. 14	1123	The Banks Law Publishing Co.....	2,486.58
Oct. 16	1125	J. L. Moorhead, P. M.....	127.00
Oct. 17	1129	Smith-Brooks Printing Co.....	288.50
Oct. 17	1131	Western Union Telegraph Co.....	11.67
Oct. 17	1132	United States Express Co.....	1.24
Oct. 17	1133	James Williams & Co.....	600.00
Oct. 17	1134	Colorado Telephone Co.....	14.10
Oct. 17	1135	American District Telegraph Co.....	9.35
Oct. 17	1136	J. S. Stahl & Co.....	1.00
Oct. 17	1137	Mrs. Nettie E. Caspar	18.10
Oct. 17	1138	William Thomas	11.80
Oct. 17	1139	Clarence E. Hagar	11.85
Oct. 17	1140	Miss Anna Rand	21.70
Oct. 17	1141	Geo. E. Hannan	33.50

LIST OF WARRANTS

DRAWN AGAINST THE GENERAL INCIDENTAL FUND,
REVENUE 1906—Continued.

Date 1905	No.	Name	Amount
Oct. 17	1142	Miss Leila Espy	25.00
Oct. 17	1143	J. K. Brown, Sheriff.....	1.35
Oct. 17	1144	Oscar Sorenson90
Oct. 17	1145	Haswell Drug Co.....	2.60
Oct. 17	1146	W. H. Kistler Stationery Co.....	547.73
Oct. 17	1147	W. H. Kistler Stationery Co.....	366.79
Oct. 17	1148	Press Clipping Bureau	9.10
Oct. 17	1149	Record-Stockman Publishing Co.....	53.62
Oct. 19	1154	Wells-Fargo Express Co.....	1.25
Oct. 19	1155	Pacific Express Co.....	19.51
Oct. 19	1156	Globe Express Co.....	16.51
Oct. 27	1194	J. E. Buel!	125.00
Oct. 27	1195	J. K. Brown, Sheriff.....	1.35
Oct. 27	1196	Emma W. Andrews.....	16.50
Oct. 27	1197	A. C. Montgomery.....	27.50
Oct. 27	1198	Banks Law Pub. Co.....	570.00
Oct. 27	1199	Mills Publishing Co.....	417.00
Oct. 27	1200	James Cowie	48.00
Nov. 2	1204	James Cowie	230.00
Nov. 2	1205	W. H. Kistler Stationery Co.....	45.94
Nov. 2	1206	M. H. Griffith.....	75.00
Nov. 2	1207	E. L. White.....	35.00
Nov. 3	1208	Samuel H. Wood.....	200.00
Nov. 9	1230	Geo. P. Steele.....	150.00
Nov. 10	1234	James Cowie	233.00
Nov. 11	1235	W. H. Kistler Stationery Co.....	139.64
Nov. 11	1236	W. H. Kistler Stationery Co.....	52.25
Nov. 11	1237	Smith-Brooks Printing Co.....	98.00
Nov. 11	1238	N. C. Miller, Attorney General.....	88.55
Nov. 11	1239	Katherine L. Craig.....	2.35
Nov. 11	1240	Globe Express Co.....	9.05
Nov. 11	1241	Wells-Fargo & Co.....	56.81
Nov. 11	1242	Western Union Telegraph Co.....	18.05
Nov. 11	1243	Postal Telegraph-Cable Co.....	17.13
Nov. 11	1244	American District Telegraph Co.....	10.85

LIST OF WARRANTS
DRAWN AGAINST THE GENERAL INCIDENTAL FUND,
REVENUE 1906—Continued.

Date 1905	No.	Name	Amount
Nov. 11	1245	Colorado Telephone Co.....	3.60
Nov. 11	1246	J. S. Stahl & Co.....	7.20
Nov. 11	1247	L. C. Smith & Bro.....	92.25
Nov. 11	1248	Record-Stockman Publishing Co.....	52.44
Nov. 11	1249	Republican Publishing Co.....	3.57
Nov. 11	1250	Press Clipping Bureau.....	2.55
Nov. 11	1251	The Haswell Drug Co.....	3.20
Nov. 11	1252	The Crystal Co.....	3.20
Nov. 11	1253	News-Times Publishing Co.....	.32
Nov. 11	1254	J. M. Rhoads.....	8.00
Nov. 11	1255	Colorado Ice & Storage Co.....	1.25
Nov. 17	1257	Jesse E. Buell.....	66.65
Nov. 17	1258	F. A. Moss.....	93.30
Nov. 17	1259	J. Gibson Smith.....	5.00
Nov. 17	1260	F. A. Moss.....	155.00
Nov. 17	1261	M. J. Spears.....	13.50
Nov. 17	1262	Poor's Railroad Manual.....	12.50
Nov. 17	1263	Pettes Cycle Co.....	27.85
Nov. 17	1264	D. A. Lord.....	4.50
Nov. 17	1265	James Cowie	78.00
Nov. 17	1266	James Cowie	73.00
Dec. 2	1277	M. H. Griffith.....	75.00
Dec. 2	1278	Jessie C. Farrar.....	66.00
Dec. 5	1280	James Cowie	81.00
Dec. 5	1282	James Cowie	61.00
Dec. 8	1291	James Cowie	65.00
1906			
Jan. 4	1508	James Cowie	50.00
Jan. 5	1514	James Cowie	40.00
Jan. 9	1559	James Cowie	160.00
Jan. 12	1617	Western Union Telegraph Co.....	21.81
Jan. 12	1618	W. H. Kistler Stationery Co.....	156.66
Jan. 12	1619	James Cowie	64.00
Jan. 12	1620	Postal-Telegraph Co.	5.73
Jan. 12	1621	Globe Express Co.....	22.49
Jan. 12	1622	Colorado Telephone Co.....	16.55

LIST OF WARRANTS

DRAWN AGAINST THE GENERAL INCIDENTAL FUND,
REVENUE 1906—Continued.

Date 1906	No.	Name	Amount
Jan. 12	1623	Record-Stockman Publishing Co.....	66.79
Jan. 12	1624	Smith-Premier Typewriter Co.....	5.00
Jan. 12	1625	A. S. Carter.....	5.75
Jan. 12	1626	News-Times Publishing Co.28
Jan. 12	1627	Railway World	4.00
Jan. 12	1628	Lottie Surveying Instrument & Supply Co.	2.50
Jan. 12	1629	James M. McCreery, Sheriff	18.80
Jan. 12	1630	Peck Delivery Co.80
Jan. 12	1631	Post Printing & Publishing Co.	67.07
Jan. 12	1632	J. E. Buell	14.00
Jan. 12	1633	Adams Express Co.	2.70
Jan. 15	1653	Smith-Brooks Printing Co.	75.40
Jan. 15	1656	W. H. Kistler Stationery Co.	849.70
Jan. 16	1660	J. S. Stahl & Co.	7.85
Jan. 16	1661	Press Clipping Bureau.....	3.00
Jan. 19	1699	James Cowie	165.00
Jan. 19	1702	James Cowie	124.00
Jan. 19	1703	A. C. Montgomery	202.00
Feb. 6	1926	M. H. Griffith	100.00
Feb. 7	1931	James Cowie	203.00
Feb. 16	2053	George P. Steele	150.00
Feb. 17	2062	Smith-Brooks Printing Co.	1,459.90
Feb. 19	2065	James Cowie	122.00
Feb. 19	2069	W. H. Kistler Stationery Co.	440.20
Feb. 19	2070	W. H. Kistler Stationery Co.	189.99
Feb. 19	2071	Chieftain Printing Co.	25.70
Feb. 19	2072	News-Times Publishing Co.	10.29
Feb. 19	2073	Denver Post	22.49
Feb. 19	2074	Denver Novelty Works Co.	20.00
Feb. 19	2075	Press Clipping Bureau	7.00
Feb. 19	2076	O. B. Spencer	1.35
Feb. 19	2077	Record-Stockman Publishing Co.....	70.48
Feb. 19	2078	J. S. Stahl & Co.	6.75
Feb. 19	2079	Remington Typewriter Co.	10.00
Feb. 19	2081	Colorado Telephone Co.	12.25

LIST OF WARRANTS

DRAWN AGAINST THE GENERAL INCIDENTAL FUND,
REVENUE 1906—Continued.

Date 1906	No.	Name	Amount
Feb. 19	2082	American District Telegraph Co.70
Feb. 19	2083	Western Union Telegraph Co.	25.05
Feb. 19	2084	United States Express Co.16
Feb. 19	2085	Postal Telegraph-Cable Co.30
Feb. 19	2086	Pacific Express Co.	15.78
Feb. 19	2087	Globe Express Co.	8.04
Feb. 19	2088	Adams Express Co.	237.54
Feb. 19	2089	R. R. Leese	1.00
Feb. 19	2090	Katherine L. Craig	4.10
Feb. 19	2091	E. L. White	47.97
Feb. 20	2094	Railway World	1.20
Feb. 20	2095	Cisler & Donehue	18.60
Feb. 20	2096	W. A. L. Johnson, Treasurer	15.00
Feb. 20	2097	Sachs-Lawlor Machinery & Manufacturing Co.	4.13
Feb. 20	2098	Wells-Fargo Express Co.	36.09
Feb. 20	2101	Robert J. Haguet, Treasurer	10.50
Feb. 28	2288	James Cowie	141.00
Mch. 1	2319	Zelda Knowlton	100.00
Mch. 1	2320	Wm. B. Dana Co.....	2.00
Mch. 2	2336	Denver Lithographing Co.	80.00
Mch. 2	2337	Smith-Brooks Printing Co.....	12.50
Mch. 3	2347	James Cowie	20.00
Mch. 10	2424	James Cowie	140.00
Mch. 14	2470	James Cowie	60.00
Mch. 19	2496	W. H. Kistler Stationery Co.....	397.30
Mch. 19	2497	Smith-Brooks Printing Co.	1,145.36
Mch. 19	2498	Colorado Springs Gazette Co.	27.52
Mch. 19	2499	James Cowie	192.00
Mch. 19	2500	James Cowie	100.00
Mar. 20	2502	James Cowie	32.00
Mar. 20	2507	W. H. Kistler Stationery Co.....	180.23
Mar. 20	2508	Smith-Brooks Printing Co.....	3.00
Mar. 20	2509	Globe Express Co.....	65.22
Mar. 20	2510	Pacific Express Co.....	1.53
Mar. 20	2511	Western Union Telegraph Co.....	18.13

LIST OF WARRANTS

DRAWN AGAINST THE GENERAL INCIDENTAL FUND,
REVENUE 1906—Continued.

Date 1906	No.	Name	Amount
Mar. 29	2512	Colorado Telephone Co.....	10.30
Mar. 20	2513	Remington Typewriter Co.....	116.70
Mar. 20	2514	Record-Stockman Publishing Co.....	78 18
Mar. 20	2515	Press Clipping Bureau.....	5.00
Mar. 20	2516	O. B. Spencer.....	2.90
Mar. 20	2517	Peck Delivery Co.....	3.65
Mar. 20	2518	M. Gluckman	20.00
Mar. 20	2519	Highlands Artesian Water Co.....	9.00
Mar. 20	2520	A. E. Meek Trunk & Bag Co.....	3.00
Mar. 20	2521	A. E. Howe.....	126.00
Mar. 20	2522	C. P. Link.....	98.00
Mar. 20	2523	A. J. Strachan.....	98.00
Mar. 20	2524	R. R. Leese.....	1.10
Mar. 20	2525	Mary Wright	24.80
Mar. 26	2540	First National Bank.....	520.00
Mar. 29	2576	C. P. Link.....	126.00
Mar. 29	2577	A. E. Howe.....	91.00
Mar. 29	2578	Samuel H. Wood.....	200.00
Mar. 31	2581	Zelda Knowlton	100.00
Mar. 31	2582	A. J. Strachan	63.00
Mar. 31	2583	R. R. Leese.....	2.20
Mar. 31	2584	Globe Express Co.....	1.75
Mar. 31	2585	Pacific Express Co.....	4.02
Apr. 2	2754	James Cowie	85.00
Apr. 2	2755	M. E. Stubbs.....	10.00
Apr. 2	2756	Alexander Nesbitt	1.00
Apr. 2	2757	Remington Typewriter Co.....	.60
Apr. 2	2760	W. H. Kistler Stationery Co.....	19.34
Apr. 4	2782	I. B. Melville.....	141.00
Apr. 6	2815	James Cowie	40.00
Apr. 11	2862	James Cowie	60.00
Apr. 14	2908	James Cowie	56.00
Apr. 14	2909	W. H. Kistler Stationery Co.....	459.00
Apr. 14	2910	Smith-Brooks Printing Co.....	899.24
Apr. 14	2911	Smith-Brooks Printing Co.....	3.00

LIST OF WARRANTS

DRAWN AGAINST THE GENERAL INCIDENTAL FUND,
REVENUE 1906—Continued.

Date 1906	No.	Name	Amount
Apr. 14	2912	W. H. Kistler Stationery Co.....	214.04
Apr. 14	2913	Western Union Telegraph Co.....	28.77
Apr. 14	2914	Wells-Fargo Express Co.....	48.27
Apr. 14	2915	Globe Express Co.....	8.17
Apr. 14	2916	Pacific Express Co.....	4.13
Apr. 14	2917	American District Telegraph Co.....	.40
Apr. 14	2918	Colorado Telephone Co.....	14.37
Apr. 14	2919	Mills Publishing Co.....	447.00
Apr. 14	2920	Remington Typewriter Co.....	7.50
Apr. 14	2921	J. S. Stahl & Co.....	4.00
Apr. 14	2922	Record-Stockman Publishing Co.....	85.73
Apr. 14	2923	O. B. Spencer, Clerk Court.....	5.00
Apr. 14	2924	Kendrick Book & Stationery Co.....	1.00
Apr. 14	2925	News-Times Publishing Co.....	5.90
Apr. 14	2926	Peck Delivery Co.....	.40
Apr. 14	2927	Mary R. Hewitt.....	12.60
Apr. 18	2959	Charles M. Crowder.....	119.00
Apr. 18	2960	A. E. Howe.....	119.00
Apr. 18	2961	C. P. Link.....	119.00
Apr. 19	2966	Western Union Telegraph Co.....	4.27
Apr. 19	2967	W. H. Kistler Stationery Co.....	83.40
Apr. 27	2991	E. F. Rundlett	160.00
Apr. 27	2992	John M. Saxton	220.00
Apr. 27	2993	Chas. L. Spencer	19.35
Apr. 30	3148	Zelda Knowlton	100.00
Apr. 30	3149	J. E. Buell	10.00
Apr. 30	3150	James Cowie	46.00
May 4	3256	A. C. Montgomery	125.00
May 4	3257	I. B. Melville	200.00
May 4	3258	Jesse E. Buell	31.50
May 4	3259	John M. Faiden	11.00
May 4	3260	Wm. W. Wright, Jr.....	7.00
May 4	3261	Highlands Artesian Co.....	6.00
May 5	3269	James Cowie	168.00
May 16	3394	C. N. Crouder	126.00

LIST OF WARRANTS

DRAWN AGAINST THE GENERAL INCIDENTAL FUND,
REVENUE 1906—Continued.

Date 1906	No.	Name	Amount
May 16	3395	C. P. Link.....	154.00
May 16	3404	A. E. Howe	140.00
May 17	3416	Smith-Brooks Printing Co.....	946.67
May 17	3417	W. H. Kistler Stationery Co.....	84.60
May 19	3434	Chas. L. Spencer	49.65
May 19	3435	Adams Express Co.....	7.52
May 19	3436	Wells-Fargo Express Co.....	60.53
May 19	3437	James Cowie	9.50
May 19	3438	R. R. Leese	11.00
May 19	3439	E. L. White	74.49
May 19	3440	W. H. Kistler Stationery Co.....	167.12
May 19	3441	W. H. Kistler Stationery Co.....	128.25
May 19	3442	Globe Express Co.....	11.77
May 19	3443	Pacific Express Co.....	15.74
May 19	3444	Western Union Telegraph Co.....	19.43
May 19	3445	Western Union Telegraph Co.....	9.83
May 19	3446	American District Telegraph Co.....	8.90
May 19	3447	Postal Telegraph-Cable Co.....	6.65
May 19	3448	Colorado Telephone Co.....	9.70
May 19	3449	Republican Publishing Co.....	68.12
May 19	3450	Press Clipping Bureau	4.00
May 19	3451	A. S. Carter20
May 19	3452	O. B. Spencer	5.00
May 19	3453	Highlands Artesian Co.....	3.00
May 19	3454	News-Times Publishing Co.....	26.16
May 19	3455	Alex Nisbet, Sheriff.....	1.00
May 19	3456	Peck Delivery Co.....	8.00
May 19	3457	James Cowie	285.00
May 21	3461	Record-Stockman Publishing Co.....	83.19
May 29	3687	James Cowie	152.00
June 9	3823	Chas. L. Spencer	81.35
June 19	3907	W. H. Kistler Stationery Co.....	118.10
June 19	3908	Smith-Brooks Printing Co.....	356.42
June 20	3921	W. H. Kistler Stationery Co.....	227.22
June 20	3922	News-Times Publishing Co.....	.41

LIST OF WARRANTS

DRAWN AGAINST THE GENERAL INCIDENTAL FUND,

REVENUE 1906—Continued.

Date 1906	No.	Name	Amount
June 20	3923	Press Clipping Bureau	7.15
June 20	3924	Underwood Typewriter Co.....	82.25
June 20	3925	American District Telegraph Co.....	9.15
June 20	3926	Mills Publishing Co.....	128.92
June 20	3927	Postal Telegraph-Cable Co.....	.45
June 20	3928	Western Union Telegraph Co.....	6.18
June 20	3929	Remington Typewriter Co.....	142.75
June 20	3930	Globe Express Co.....	60.81
June 20	3031	Pacific Express Co.....	1.75
June 20	3932	Adams Express Co.....	7.94
June 20	3933	E. L. White	60.57
June 20	3934	T. K. Brown, Sheriff	1.35
June 20	3935	Denver Omnibus & Cab Co.	2.00
June 20	3936	J. E. Buell	84.00
June 20	3937	G. W. Campbell	54.08
June 20	3938	Colorado Telephone Co.	16.59
June 20	3940	James Cowie	269.00
June 20	3941	James Cowie	78.00
June 20	3942	Martha J. Spears	33.75
June 20	3943	Martha J. Spears.....	49.35
June 20	3944	N. C. Miller, Attorney General.....	22.67
June 23	3966	James Cowie	55.00
June 25	3989	James Cowie	60.00
June 30	4183	James Cowie	26.00
June 30	4184	R. R. Leese	2.15
July 9	4245	James Cowie	60.00
July 16	4347	Smith-Brooks Printing Co.	110.41
July 17	4362	James Cowie	83.25
July 18	4367	W. H. Kistler Stationery Co.	400.61
July 18	4368	Western Union Telegraph Co.	14.65
July 18	4369	Wells-Fargo Express Co.80
July 18	4370	United States Express Co.	1.26
July 18	4371	G. W. Campbell	116.00
July 18	4372	Globe Express Co.	2.07
July 18	4373	J. S. Stahl & Co.	1.00
July 18	4374	Pacific Express Co.	1.52

DRAWN AGAINST THE GENERAL INCIDENTAL FUND,
REVENUE 1906—Continued.

Date 1906	No.	Name	Amount
July 18	4375	Mrs. D. Litzenburg	20.00
July 18	4376	Remington Typewriter Co.....	.75
July 18	4377	E. H. Park	13.25
July 18	4378	A. S. Carter.....	1.50
July 18	4379	Record-Stockman Publishing Co.	79.70
July 18	4380	News-Times Publishing Co.	5.81
July 18	4381	Colorado Telephone Co.	16.51
July 18	4382	Postal Telegraph-Cable Co.25
July 18	4383	American District Telegraph Co.	10.80
July 18	4384	Gazeteer Publishing Co.....	45.00
July 18	4385	William J. Hamilton	15.00
July 18	4386	Smith-Brooks Printing Co.	1.90
July 24	4448	James Cowie	89.00
July 24	4449	George Bachenburg	26.64
July 24	4450	J. F. Wright	6.00
July 24	4451	Colorado Telephone Co.25
July 24	4452	James Cowie	6.00
July 31	4639	James Cowie	51.00
Aug. 10	4782	Smith-Brooks Printing Co.....	95.00
Aug. 10	4783	W. H. Kistler Stationery Co.	16.50
Aug. 10	4800	Walter T. Brown.....	75.00
Aug. 14	4837	James Cowie	63.00
Aug. 16	4849	George Bachenburg	10.00
Aug. 16	4850	Globe Express Co.....	.90
Aug. 16	4851	Denver Novelty Works	20.00
Aug. 16	4852	Western Union Telegraph Co.	1.47
Aug. 16	4853	Peck Delivery Co.25
Aug. 16	4854	Adams Express Co.....	3.75
Aug. 16	4855	Colorado Telephone Co.	4.40
Aug. 16	4856	Record-Stockman Publishing Co.	72.24
Aug. 16	4857	J. S. Stahl & Co.	11.50
Aug. 16	4858	A. K. Brown, Sheriff	1.35
Aug. 16	4859	Smith-Premier Typewriter Co.	6.10
Aug. 16	4860	Highlands Artesian Water Co.	8.00
Aug. 16	4861	American District Telegraph Co.....	.20

LIST OF WARRANTS

DRAWN AGAINST THE GENERAL INCIDENTAL FUND,

REVENUE 1906—Continued.

Date 1906	No.	Name	Amount
Aug. 16	4862	W. H. Kistler Stationery Co.....	118.65
Aug. 16	4863	News-Times Publishing Co.....	19
Aug. 25	4915	J. P. Wright, Jr.....	9.00
Aug. 25	4916	James Cowie	151.00
Aug. 30	4937	Western Union Telegraph Co.....	11.22
Aug. 30	4938	American District Telegraph Co.....	11.70
Aug. 30	4939	Colorado Telephone Co.....	4.15
Aug. 30	5141	Walter T. Brown.....	75.00
Sept. 4	5157	Geo. Bachenburg	100.00
Sept. 5	5159	James Cowie	56.00
Sept. 19	5310	James Cowie	106.00
Sept. 24	5356	James Cowie	97.00
Sept. 24	5357	Smith-Brooks Printing Co.....	255.48
Sept. 26	5365	M. J. Spears.....	170.40
Sept. 28	5385	Postal Telegraph-Cable Co.....	.65
Sept. 28	5386	American District Telegraph Co.....	9.25
Sept. 28	5387	Smith-Premier Typewriter Co.....	99.00
Sept. 28	5388	Mills Publishing Co.....	417.00
Sept. 28	5389	G. W. Campbell.....	62.00
Sept. 28	5390	Chas. L. Spencer.....	28.34
Sept. 28	5391	Adams Express Co.....	3.35
Sept. 28	5392	Wells-Fargo Express Co.....	.78
Sept. 28	5393	Western Union Telegraph Co.....	30.87
Sept. 28	5394	W. H. Kistler Stationery Co.....	224.80
Sept. 28	5395	Press Clipping Bureau.....	14.40
Sept. 28	5396	E. L. White.....	29.83
Sept. 29	5550	O. B. Spencer.....	11.05
Sept. 29	5551	Highland Artificial Water Co.....	8.00
Sept. 29	5552	M. Gluckman	14.00
Sept. 29	5553	Ballenger & Richards.....	36.00
Sept. 29	5554	Chas. W. Reitler.....	15.00
Sept. 29	5555	Colorado Telephone Co.....	33.05
Sept. 29	5556	Remington Typewriter Co.....	9.20
Sept. 29	5557	J. S. Stahl & Co.....	1.00
Sept. 29	5567	Walter T. Brown.....	75.00
Oct. 1	5579	James Cowie	80.00

LIST OF WARRANTS
DRAWN AGAINST THE GENERAL INCIDENTAL FUND,
REVENUE 1906—Continued.

Date 1906	No.	Name	Amount
Oct. 1	5584	Record-Stockman Publishing Co.....	687.50
Oct. 20	5851	James Cowie	247.00
Oct. 25	5903	Globe Express Co.....	39.90
Oct. 25	5904	J. S. Stahl & Co.....	11.10
Oct. 25	5905	American Fixture Co.....	31.97
Oct. 25	5906	Wells, Fargo & Co.....	1.00
Oct. 25	5907	Burroughs Adding Machine Co.....	1.50
Oct. 25	5908	Globe Express Co.....	1.35
Oct. 25	5909	Western Union Telegraph Co.....	10.34
Oct. 25	5910	American District Telegraph Co.....	9.80
Oct. 25	5911	W. H. Kistler Stationery Co.....	138.07
Oct. 30	5925	R. R. Leese.....	.95
Oct. 30	5926	James Cowie	15.00
Oct. 30	5927	German Pencil Co.....	113.58
Oct. 30	5928	Press Clipping Bureau.....	3.20
Oct. 30	5929	Remington Typewriter Co.....	3.50
Oct. 30	5930	Colorado Telephone Co.....	27.76
Oct. 30	5931	Pacific Express Co.....	4.48
Oct. 30	5932	G. W. Campbell.....	48.00
Oct. 30	5933	Record-Stockman	111.28
Nov. 2	6135	Walter T. Brown.....	75.00
Nov. 19	6275	James Cowie	685.00
Nov. 24	6301	G. W. Campbell.....	100.00
Nov. 26	6311	James Cowie	284.50
Nov. 27	6312	W. H. Kistler Stationery Co.	21.45
Nov. 27	6313	American District Telegraph Co.	9.05
Nov. 27	6314	Postal Telegraph-Cable Co.....	.53
Nov. 27	6315	Colorado Telephone Co.	53.23
Nov. 27	6316	Globe Express Co.	10.38
Nov. 27	6317	Wells-Fargo Express Co.	1.20
Nov. 27	6318	N. C. Miller	8.40
Nov. 27	6319	Chieftain Printing Co.	13.76
Nov. 27	6320	Press Clipping Bureau	2.40
Nov. 28	6323	Western Union Telegraph Co.	70.15
Nov. 28	6324	Pacific Express Co.	4.48

LIST OF WARRANTS

DRAWN AGAINST THE GENERAL INCIDENTAL FUND,
REVENUE 1906—Continued.

Date 1906	No.	Name	Amount
Nov. 28	6325	Record-Stockman Publishing Co.	103.48
Nov. 28	6326	Remington Typewriter Co.	10.90
Nov. 28	6327	Smith-Premier Typewriter Co.	13.03
Nov. 28	6328	Underwood Typewriter Co.	5.25
Nov. 28	6329	Scott Supply & Tool Co.	42.80
Nov. 28	6330	Mrs. D. Litzenburg	60.00
Nov. 28	6331	Shwayder Trunk Manufacturing Co.	2.50
Nov. 28	6332	A. S. Carter	1.10
Nov. 30	6467	News-Times Publishing Co.74
Nov. 30	6468	J. S. Stahl	5.80
Nov. 30	6469	M. E. Stubbs	43.00
Nov. 30	6470	Charles W. Bishop	10.00
Nov. 30	6471	News-Times Publishing Co.	6.62
Nov. 30	6472	J. S. Randall	9.00
Nov. 30	6473	Colorado Springs Gazette Co.	13.76
Nov. 30	6474	Otis B. Spencer	8.45
Nov. 30	6475	Ballenger & Richards	6.00
Nov. 30	6523	James Cowie	20.00
Nov. 30	6528	W. T. Brown	75.00
Nov. 30	6574	James Cowie	188.00
Nov. 30	6578	Henry J. Hersey.....	150.00
Nov. 30	6627	Record-Stockman	687.50
Nov. 30	6637	Queen City Typewriter Hospital	3.50
Nov. 30	6638	Colorado Ice & Storage Co.....	2.50
Nov. 30	6639	W. H. Kistler Stationery Co.	12.22
Nov. 30	6640	W. H. Kistler Stationery Co.....	89.40
Nov. 30	6641	Smith-Brooks Printing Co.	26.00
Nov. 30	6642	Wells-Fargo & Co.90
Nov. 30	6643	The Crystal Co.	1.45
Nov. 30	6644	Otis B. Spencer.....	9.60
Nov. 30	6645	Highland Artesian Water Co.....	12.00
Nov. 30	6646	W. A. Hover & Co.	5.55
Nov. 30	6647	M. A. Shute	6.50
Nov. 30	6648	G. W. Campbell.....	100.00
Nov. 30	6649	Globe Express Co.	2.25

LIST OF WARRANTS

DRAWN AGAINST THE GENERAL INCIDENTAL FUND,
REVENUE 1906—Concluded.

Date 1906	No.	Name	Amount
Nov. 30	6650	E. L. White	19.90
Nov. 30	6651	Emma W. Andrews	25.00
Nov. 30	6652	W. C. Baker.....	25.00
Nov. 30	6653	H. H. Werley	20.75
Nov. 30	6654	Press Clipping Bureau	2.30
Nov. 30	6674	Western Union Telegraph Co.	9.65
Nov. 30	6680	James Cowie	20.00
Nov. 30	6686	Wells-Fargo & Co.	18.60
Nov. 30	6687	Globe Express Co.	1.00
Nov. 30	6688	Republican Publishing Co.	77.05
Nov. 30	6689	American District Telegraph Co.	10.95
Nov. 30	6690	Pacific Express Co.46
Nov. 30	6691	Postal Telegraph-Cable Co.	2.35
Nov. 30	6692	Western Union Telegraph Co.	7.30
Nov. 30	6693	Colorado Telephone Co.	36.44
Nov. 30	6694	James Cowie	68.00
Nov. 30	6695	W. C. Sanders	75.00
Total, 1906			\$ 42,622.84
Total, 1905			24,443.06
Grand total			\$ 67,065.92

STATEMENT
SHOWING AMOUNTS PAID FROM THE GENERAL INCIDENTAL FUND.

	Printing	Postage	Clerical Assistance and Supplies	Stationery and Supplies	Telephone, Telegraph, Messenger Service, Express, etc.	Miscellaneous	Total
Attorney General	\$ 2,002.41	\$ 411.25	\$ 56.30	\$ 327.00	\$ 488.54	\$ 685.37	\$ 3,971.47
Auditor of State	1,123.20	660.00	*120.00	785.15	56.96	28.55	2,773.86
Board of Equalization	1,059.34	123.90	1,820.27	132.99	35.79	1,534.70	4,706.99
Board of Health	2,070.27	579.00	288.67	72.35	89.40	2,999.69
Board of Charities and Corrections.....	634.43	412.25	46.70	198.55	83.63	75.25	1,450.81
Horticultural Board	1,097.82	170.00	91.18	118.10	24.30	1,501.40
Board of Land Commissioners.....	1,825.69	720.00	836.03	13.25	3,394.97
Boiler Inspector	109.00	220.00	96.99	46.80	472.79
Bureau of Mines	1,068.23	485.00	665.00	388.99	344.65	321.37	3,273.24
Bureau of Protection	473.71	221.00	43.35	83.83	128.48	113.75	1,064.72
Coal Mine Inspector	996.06	240.00	125.86	6.75	15.65	1,384.32
Commissioner of Printing	88.37	35.50	129.37	201.35	454.59
Dairy Commissioner	59.36	39.00	17.52	24.80	140.68
Fish and Game	188.55	247.00	154.45	8.75	598.75
Governor	548.38	521.00	951.00	599.17	427.29	503.92	3,550.76
Historical and Natural History Society.....	33.89	65.00	421.06	519.95
Labor Commissioner	786.54	404.00	219.98	108.05	1,518.57
"Miscellaneous" account	6,218.85	57.00	519.25	6.33	.45	1,235.49	8,097.37
Secretary of State	3,080.72	1,736.50	385.00	1,423.21	380.33	3,580.90	10,586.66

STATEMENT—Concluded.

SHOWING AMOUNTS PAID FROM THE GENERAL INCIDENTAL FUND.

	Printing	Postage	Clerical Assistance	Stationery and Supplies	Telephone, Telegraph, Messenger Service, Express, etc.	Miscellaneous	Total
State Engineer	1,712.75	305.00	41,370.97	635.92	10.65	100.00	4,135.29
State Treasurer	883.03	466.00	1,048.30	287.46	6.65	52.03	2,743.47
Stock Inspection Board.....	249.33	428.50	218.22	9.25	905.30
Superintendent of Public Instruction.....	1,007.05	468.00	196.97	673.91	135.75	2,481.68
Supreme Court and Court of Appeals.....	1,664.90	833.12	254.05	1,479.67	106.85	4,338.59
Totals	\$28,361.88	\$9,848.02	\$7,281.39	\$9,094.57	\$2,834.53	\$9,025.53	\$67,065.92

* Amount paid L. B. Schwaback checking vouchers of 1903 and 1904.

† \$1,200.00 of this amount was returned to this fund by the State Engineer.

‡ \$6,786.27 expended for biennial reports of previous administration.

The "miscellaneous" account represents money expended and not chargeable to any particular department.

STATEMENT OF OUTSTANDING BONDS

SHOWING IN DETAIL THE AMOUNTS DUE FOR INTEREST AND PRINCIPAL AS THEY FALL DUE IN EACH YEAR.

			1896	1897	1898	1899	1900	1901	1902	1903	1904	1905	1906	1907	1908	1909	1910	1911	1912	1913	1914	1915	1916	1917	1918	1919	1920	1921	1922	TOTALS
Consol. Defense Bonds (Act of 1895, bonded Sept. and Dec. 1895)	\$100,000	1	***\$ 4,000	*\$ 4,000	*\$ 4,000	\$ 4,000	\$ 4,000	\$ 4,000	\$ 4,000	\$ 4,000	\$ 4,000	\$ 4,000	\$ 4,000	\$ 4,000	\$ 4,000	\$ 4,000	\$ 4,000													\$ 60,000
Sinking Fund for above issue												20,000	20,000	20,000	20,000	20,000														100,000
Cripple Creek Improvement Bonds (Act of 1895, bonded Sept. and Dec. 1895)	70,500	4	*** 2,820	* 2,820	* 2,820	2,820	2,820	2,820	2,820	2,820	2,820	2,820	2,820	2,820	2,820	2,820	2,820													12,200
Sinking Fund for above issue												11,100	14,100	14,100	14,100	11,100														70,500
Lenoirville Improvement Bonds (Act of 1897, bonded Sept. 1, 1897)	225,000	1		** 2,970	** 8,920	8,920	8,920	8,920	8,920	8,920	8,920	8,920	8,920	8,920	8,920	8,920	8,920	\$ 8,920	\$ 8,920	\$ 8,920	\$ 8,920	\$ 8,920	\$ 8,920	\$ 8,920	\$ 8,920	\$ 8,920	\$ 8,920	\$ 8,920	\$ 5,945	223,000
Sinking Fund for above issue																				22,300	22,300	22,300	22,300	22,300	22,300	22,300	22,300	22,300	22,300	223,000
																														\$718,800
Total Interest			\$ 6,820	\$ 9,795	\$ 15,740	\$ 15,740	\$ 15,740	\$ 15,740	\$ 15,740	\$ 15,740	\$ 15,740	\$ 15,740	\$ 15,740	\$ 15,740	\$ 15,740	\$ 15,740	\$ 15,740	\$ 8,920	\$ 8,920	\$ 8,920	\$ 8,920	\$ 8,920	\$ 8,920	\$ 8,920	\$ 8,920	\$ 8,920	\$ 8,920	\$ 5,945	\$126,300	
Total Principal			\$105,500									\$ 34,100	\$ 34,100	\$ 34,100	\$ 34,100	\$ 34,100				\$ 22,300	\$ 22,300	\$ 22,300	\$ 22,300	\$ 22,300	\$ 22,300	\$ 22,300	\$ 22,300	\$ 22,300	\$263,500	
Grand Total			\$ 6,820	\$ 9,795	\$ 15,740	\$ 15,740	\$ 15,740	\$ 15,740	\$ 15,740	\$ 15,740	\$ 15,740	\$ 49,840	\$ 49,840	\$ 49,840	\$ 49,840	\$ 49,840	\$ 15,740	\$ 8,920	\$ 8,920	\$ 31,220	\$ 31,220	\$ 31,220	\$ 31,220	\$ 31,220	\$ 31,220	\$ 31,220	\$ 31,220	\$ 28,245	\$718,800	

* Paid out of Interest Fund (Laws of 1897, p. 136.)
 ** Paid from General Revenue Fund.
 *** Paid out of Interest Fund in General Revenue Fund (Laws of 1885, p. 181.)

