

GA 16.1/1964

C.2


Statistical Report
on the
**INSURANCE INDUSTRY IN
COLORADO DURING 1964**

Eighty-Third Annual Report of
the Insurance Department
of Colorado

Published by

J. RICHARD BARNES, C.L.U.
Commissioner of Insurance

1965



COLORADO STATE PUBLICATIONS LIBRARY



3 1799 00102 8547

Statistical Report
on the
**INSURANCE INDUSTRY IN
COLORADO DURING 1964**

Eighty-Third Annual Report of
the Insurance Department
of Colorado

Published by
J. RICHARD BARNES, C.L.U.
Commissioner of Insurance

1965



Price \$2.00

July 1, 1965

His Excellency

THE HONORABLE JOHN A. LOVE

Governor of Colorado

State Capitol

Denver, Colorado

Honorable Sir:

The Eighty-Third Annual Report of the Commissioner of Insurance and the accompanying statistics show the definite continued growth of the insurance industry in Colorado in 1964. This also means a growth in Colorado's economy.

Premium income increased 16% in 1964 over 1963. This means agents' commissions increased proportionately, giving them more spendable income. Claims paid increased more than 12%. Again, this meant more money going to merchants, doctors, hospitals, etc., for replacement of goods destroyed, payment of bills, etc. Assets of our Colorado domiciled companies increased over \$46 million. The greater portion of this was invested in Colorado home mortgages, placed in Colorado banks and Savings and Loan Associations, and otherwise invested at home. Even greater amounts than these were invested in Colorado by non-Colorado (foreign) companies. All of this continues to support and stimulate our economic growth.

The Government of the State of Colorado has also benefited directly from these increases. Premium taxes, licenses, and other fees collected by the Insurance Department and deposited to the General Fund increased to \$8,269,956.86 in fiscal 1964-65 from \$7,695,119.58. This is an increase of \$574,837.28. In the same period of time, our Department operating expenses were \$307,206.45 (about \$23,000 less than our appropriation). These expenses amounted to only 3.7% of all funds collected. The increased amount of funds collected was about double our actual expenditures. Part of the budget savings resulted from delays in filling personnel vacancies while finding qualified personnel.

Of the more than \$8¼ million taxes and fees collected, \$1,600,000 is transferred by the Treasurer to the Firemen's and Policemen's Pension Fund as provided by the legislature.

The 45th General Assembly enacted a number of bills sorely needed to strengthen our insurance laws. More changes are needed and we have every confidence that our lawmakers will pass the desirable further changes in future sessions of the General Assembly.

Reference to the various bills becoming law in 1965 is made on page x of this publication. Of particular importance are House Bills 1175 and 1176 which give the Insurance Com-

missioner the authority to regulate insider transactions in insurance companies and to regulate the company proxy solicitation. The absence of this authority would have resulted in Federal intervention in one of the few areas remaining exclusively under state regulation. With the authority now granted, it will be possible to better protect the public from unscrupulous officers and directors and assure control by the stockholders as a whole, rather than a few.

One of the new regulations issued through Bulletins to all companies is designed to eliminate misleading and deceptive sales and advertising practices in life insurance sales. In the past, many Colorado residents have thought they were buying stock, mutual funds, or other investments, when, in fact, they were buying a life insurance policy. Compliance with Bulletin 44 in the sales procedure will reduce, if not eliminate, such misunderstandings.

Colorado had 803 companies licensed as of December 31, 1964. Of these, 57 are Colorado corporations. In 1964 there were 13 mergers of licensed companies, 10 withdrew from doing business here, and one withdrew by liquidation. Fourteen additional companies were admitted in 1964 and 12 in the first six months of 1965. We feel we can now make much faster progress on the admission of companies and before too long eliminate any waiting lists.

During fiscal 1964-65 we gave license examinations to 3,740 agents and 9 brokers. 42,646 permanent agents' licenses were issued or renewed, as were 1,633 resident and non-resident brokers' licenses, 317 personal employees' licenses, and 5,957 temporary licenses. 27 domestic companies were given detailed triennial examinations by the Department and we participated in three examinations of out-of-state companies. We are not yet doing our share of out-of-state examinations.


Your Commissioner has been very active in the program of the National Association of Insurance Commissioners, continuing to serve on the Executive Committee as well as several of the other vital committees concerned with such matters as flood insurance, uninsured benefit plans, claims handling, and policy provisions. This continued cooperation and liaison with other states is resulting in more uniformity in and strength of insurance regulation.

In Colorado we continue to urge legislation to provide: the Model Credit Insurance law, unification of regulation of foreign and domestic title insurance companies, establishment of the office of a State Fire Marshal, licensing of adjustors, and other desirable legislation related to insurance and designed to protect the insuring public.

Special appreciation is expressed for the cooperation of the many people concerned with our activities. The General

Assembly has been very understanding of our problems. Our staff has worked diligently and tirelessly, putting in many hours of work to carry the load. The citizens of Colorado have been very understanding. The insurance industry has willingly assisted us. You, Governor Love, have been extremely helpful through your interest, encouragement, and support. It can safely be said that the insurance climate in Colorado today is the best it has ever been.

Sincerely,

A handwritten signature in cursive script, reading "J. Richard Barnes". The signature is written in dark ink and is positioned above the typed name.

J. RICHARD BARNES, C.L.U.
Commissioner of Insurance

JRB:bl

INDEX

	Page
Commissioner's Letter of Transmittal to Governor.....	iii
Personnel	ix
Insurance Legislation Enacted and Approved (1965).....	x
Insurance Commissioners From Organization of the Department.....	xii
Receipts and Disbursements of Insurance Department, 1964.....	xiii
Summary of Companies and Associations, Exchanges and Societies	
Operating in Colorado December 31, 1964.....	xiv
Companies Admitted 1964.....	xiv
Companies Discontinued March 1, 1964, to February 28, 1965.....	xv
Companies, Change in Name.....	xvi
Companies Changing Plan of Operation 1964.....	xvi
Recapitulation of Amount of Net Premiums Received and Net Losses	
Multiple Line Companies	xviii
Fire and Marine Companies	xix
Legal Reserve Life Companies	xx
Casualty Companies	xxi
Reciprocal or Inter-Insurance Exchanges	xxii
Fraternal	xxiii
County Mutual Protective Associations	xxiv
Mutual Benefit Associations	xxiv

FINANCIAL TABLES

Showing Capital, Assets, Liabilities, Surplus, Colorado Business, etc.

Multiple Line Insurance Companies:	
Table 1—Names, Location, etc.	2
Table 2—Financial Statement, Gain and Loss Exhibit.....	16
Table 3—Colorado Business by Classification	30
Table 4—Colorado Business (Continued)	44
Table 5—Colorado Business (Continued)	58
Fire Insurance Companies:	
Table 1—Name, Location, etc.	74
Table 2—Financial Statement, Gain and Loss Exhibit.....	76
Table 3—Colorado Business by Classification.....	78

	Page
Casualty Insurance Companies:	
Table 1—Name, Location, etc. -----	82
Table 2—Financial Statement, Gain and Loss Exhibit -----	86
Table 3—Colorado Business by Classification -----	88
Table 4—Colorado Business (Continued) -----	90
Life Insurance Companies:	
Table 1—Name, Location, etc. -----	94
Table 2—Financial Statement, Gain and Loss Exhibit -----	108
Table 3—Exhibit of Colorado Business, Written, in Force, etc. -----	122
Mutual Benefit Associations:	
Table 1—Name, Location, etc. -----	137
Table 2—Financial Statement -----	138
County Mutual Protective Associations:	
Table 1—Name, Location, etc. -----	137
Table 2—Financial Statement -----	138
Reciprocal or Inter-Insurance Exchanges:	
Table 1—Name, Location, etc. -----	141
Table 2—Financial Statement, Gain and Loss Exhibit -----	142
Table 3—Colorado Business by Classification -----	144
Table 4—Colorado Business (Continued) -----	146
Fraternal Insurance Societies:	
Table 1—Name, Location, etc. -----	148
Table 2—Financial Statement, Exhibit of Business -----	150

**STATE OF COLORADO
INSURANCE DEPARTMENT**

PERSONNEL

Commissioner.....J. Richard Barnes, C.L.U.
 Deputy Commissioner.....Robert L. Brown
 Actuary.....Henry F. Ries
 Secretary to the Commissioner.....Betty B. Lucas
 Receptionist.....Irene K. Friedman
 Securities Examiner.....Benjamin S. Freeman

EXAMINATION DIVISION

Robert D. Balzano	James R. McClelland
Marvin L. Carwin	John W. Neville
Daniel J. Colaianna	Joe G. Newman
T. Patrick Coursey	Adam J. Pelloni
Joseph C. Dechant	John J. Sweeney
Lloyd J. Engstrom	Robert W. Williams

RATE DIVISION

Fire, Casualty and Multiple Line	Life, Accident and Health
Insurance Rate Analysts	Nathan D. Thompson, Senior Examiner
Eugene H. Glascock	
Betty Ann Kent	
Tod T. Miura	
Howard F. Roderick	

Doris M. Hoff

CLAIMS DIVISION

Wilma S. Rose, Senior Insurance Claims Examiner

Anna Belle Garvin	Angela M. Lischka	William S. Trask, Jr.
-------------------	-------------------	-----------------------

**AGENTS AND BROKERS, PROFESSIONAL BAIL BONDSMEN,
PRE-NEED FUNERAL CONTRACTS AND INVESTIGATION**

Lee R. Elling, Supervising Insurance Investigator
 Laura M. Miura, Supervisor of Agents' and Brokers' Licenses

Corinne M. Ammon	Elroy W. Clemens
Pamela Ann Archer	Marion H. Collins
Leona M. Ashburn	Katherine V. E. Farris
Dorothy M. Bennett	Clara M. Williams

ADMINISTRATION

Neva J. Smith, Office Manager

Fern M. Laumann	Bessie M. Rogers	LeRoy E. Rogers
-----------------	------------------	-----------------

**Insurance Legislation Enacted by the First Regular Session of
the Forty-Fifth General Assembly (1965) and Approved
by the Governor of the State of Colorado**

- Senate Bill No. 239: Article 19 of Chapter 14, Colorado Revised Statutes, 1963, concerning Pre-Need Funeral Contracts amended. The administration and enforcement of the law transferred from the State Bank Commissioner to the Commissioner of Insurance.
- Senate Bill No. 272: 72:1-14 (1) (c), Colorado Revised Statutes, 1963, amended to permit the levy and collection of a tax on Workmen's Compensation and occupational disease insurance premiums as provided in Senate Bill No. 271.
- Senate Bill No. 273: Provides for a state-administered health insurance plan to cover specified state employees and officials and also annuitants, to be administered by a Board of Administration consisting of state controller, as chairman, the attorney general, the commissioner of insurance, manager of state compensation insurance fund, the director of personnel of the state civil service commission, and two elected members representing the state civil service employees.
- Senate Bill No. 297: 72-20-1 (5), Colorado Revised Statutes, 1963, amended, relating to the definition of "professional bondsman."
- House Bill No. 1051: Repeals last sentence of 72-3-8, (2).
- House Bill No. 1116: Relating to Motor Vehicles and providing for increased financial responsibility in connection with the ownership or operation of the same. Article 12 of Chapter 72, Colorado Revised Statutes, 1963, amended by the addition of a new section, 72-12-19, Insurance protection against uninsured motorists.
- House Bill No. 1172: 72-1-2, Colorado Revised Statutes, 1963, amended by the addition of a new subsection (6) defining "real estate" and "real property," as used in insurance statutes.
- House Bill No. 1173: 72-2-7 (3), Colorado Revised Statutes, 1963, was repealed and re-enacted, with amendments, relating to investments of domestic companies.
- House Bill No. 1175: Article 2 of Chapter 72, Colorado Revised Statutes, 1963, was amended by the addition of a new section, 72-2-17, relating to investments of officers, directors, and principal stockholders of domestic stock insurance companies.
- House Bill No. 1176: Article 2 of Chapter 72, Colorado Revised Statutes, 1963, amended by the addition of a new section, 72-2-18, relating to regulation of proxies, consents, or authorizations.
- House Bill No. 1177: Permits franchise insurance under certain conditions.

- House Bill No. 1178: 72-2-7, Colorado Revised Statutes, 1963, amended by the addition of a new subsection (13) relating to investments of domestic companies in electronic or mechanical equipment constituting a data processing or accounting system.
- House Bill No. 1179: 72-6-1, Colorado Revised Statutes, 1963, amended by the addition of a new subsection (9) relating to group life insurance—eligibility requirements for association group.
- House Bill No. 1180: Concerning the capacity of minors to contract for life insurance and annuities, to exercise rights concerning same, and to give acquittances for payments by life insurers.
- House Bill No. 1181: 72-3-1, Colorado Revised Statutes, 1963, amended by the addition of a new subsection (6) relating to valuation of life policies.
- House Bill No. 1184: 72-19-5 (2) and (4) (a), Colorado Revised Statutes, 1963, amended and said 72-19-5 further amended by the addition of a new subsection (5) relating to the standard non-forfeiture and valuation act (CSI 1961 Mortality Table).
- House Bill No. 1364: 72-1-12 (1) (g), (h), and (i), 72-1-18 (4), 72-5-4 and 72-9-19, Colorado Revised Statutes, 1963, amended and said section 72-1-12 (1) further amended by the addition of new paragraphs (n), (o), (p), and (q), relating to fees paid by insurance companies. Increases license fee to \$5.00 and examination fee to \$10.00.
- House Bill No. 1365: 72-7-16, Colorado Revised Statutes, 1963, amended, requiring licensing and examination of agents of fraternal benefit societies, effective January 1, 1966.

Bulletins Issued During Fiscal Year 1964-1965

Number	Subject
Bulletin No. 41	Surcharged and/or Special Rated Automobile Insurance Risks. Revised method of rate filing and individual risk reporting.
Bulletin No. 42	Installment, Budget Contract, Installment Plans and/or Insurance Premium Payment Contracts
Bulletin No. 43	Multiple Line Filing Requirements
Bulletin No. 44	Advertising and Sales Promotion of Life Insurance

**INSURANCE COMMISSIONERS OF THE STATE
OF COLORADO FROM THE ORGANIZATION OF
THE DEPARTMENT**

		Office of Auditor of State & Supt. of Insurance
1882-1884	John C. Abbott	
1885-1886	Hiram A. Sprumance	"
1886-1888	Darwin P. Kingsley	"
1888-1889	Louis B. Schwanbeck	"
1890-1891	John M. Henderson	"
1892-1893	F. M. Goodykoontz	"
1894-1895	C. C. Parks	"
1896-1897	John W. Lowell	"
1898-1899	George W. Temple	"
1900-1901	C. W. Crouter	"
1902-1903	John A. Holmberg	"
1904-1905	Alfred E. Bent	"
1906-1907	Geo. D. Statler	"
1907-1908	E. E. Rittenhouse	Commissioner of Insurance
1908-1911	W. L. Clayton	"
1912-1913	S. Epsteen	"
1914-1915	D. M. Rolph	"
1915-1916	E. R. Harper	"
1916-1919	C. W. Fairchild	"
1920-1921	Earl Wilson	"
1921-1938	Jackson Cochrane	"
1939-1954	Luke J. Kavanaugh	"
1954-1964	Sam N. Beery	"
1964-1964	Robert L. Brown	"
1964-	J. Richard Barnes	"

EIGHTY-THIRD ANNUAL REPORT RECEIPTS AND DISBURSEMENTS OF THE INSURANCE DEPARTMENT

State of Colorado }
City and County of Denver } ss.

I, J. Richard Barnes, C.L.U., Commissioner of Insurance of the State of Colorado, hereby certify to the best of my knowledge and belief that the following is a true and correct statement of the receipts and disbursements of the Insurance Department for the period between July 1, 1964, and June 30, 1965, inclusive, as shown by the records of this Office.


RECEIPTS

Agents' Licenses, Less Refunds	\$ 92,886.00
Agents' Employees' Licenses, Less Refunds	652.00
Brokers' Licenses, Resident and Non-Resident, Less Refunds	24,182.00
Professional Bail Bondsmen and Soliciting Agents' Licenses	6,480.00
Filing Fees, Financial Statements	35,245.00
Companies' Certificates of Authority	71,648.00
Examination Fees, Agents and Brokers	28,770.00
Premium Taxes, Less Refunds:	
Life Insurance Companies	\$4,385,497.65
Multiple Line Insurance Companies	3,208,747.59
Casualty Insurance Companies	133,507.08
Fire Insurance Companies	56,968.71
Reciprocal or Interinsurance Exchanges	195,441.47
Mutual Benefit Associations	42.00
County Mutual Protective Associations	2,861.85
Surplus Line Brokers	18,140.26
Filing Fees, Articles of Incorporation, Amendments and By-Laws	2,335.40
Certificates and Certified Copies	3,924.60
Fees for Acceptance of Summonses	1,128.00
Copies of Insurance Laws and Supplements	1,025.00
Fees for Issuance of Duplicate Licenses	10.00
Annual Report	448.00
Refund on Air Travel on United Air Lines	4.25
Return Postage and Reimbursement for Supplies	12.00
Total Receipts	\$8,269,956.86

DISBURSEMENTS

Salaries	\$ 268,723.22
State Share Retirement Fund	16,830.56
State Compensation Insurance Fund	101.00
Printing (\$2,780.00 encumbered for printing of Annual Report; delivery not completed, thus exact cost not yet determined) ..	5,339.20
Telephone and Telegraph	245.52
Postage	4,703.19
Office Supplies	1,759.87
Dues and Membership	800.00
Freight and Storage	19.26
Equipment Repairs and Services	455.99
Financial and Character Reports	232.95
Bond Premiums	718.00
Text and Reference Books	500.67
Travel	3,923.03
Equipment	2,853.99
Total Disbursements	\$ 307,206.45

In Witness Whereof, I have hereunto set my hand and Official Seal at the City and County of Denver, State of Colorado, this 21st day of July, A. D. 1965.



J. RICHARD BARNES, C.L.U.
Commissioner of Insurance

(SEAL)

**Summary of Companies, Associations, Exchanges and Societies
Operating in Colorado, December 31, 1964**

Multiple Line Companies	345
Fire Companies	14
Casualty (Including State Compensation)	50
Life Companies (Legal Reserve)	323
Mutual Benefit Life Associations	2
County Mutual Protective Associations	7
Reciprocal and Inter-Insurance Companies	17
Fraternals	33
 Totals	 791

**Summary of Companies, Associations, Exchanges and Societies
Operating in Colorado, December 31, 1963**

Multiple Line Companies	348
Fire Companies	16
Casualty (Including State Compensation)	57
Life Companies (Legal Reserve)	320
Mutual Benefit Life Associations	2
County Mutual Protective Associations	7
Reciprocal and Inter-Insurance Companies	17
Fraternals	33
 Totals	 801

SUMMARY OF STATISTICS

**Companies Admitted to Transact Business in Colorado During
the Year Ending December 31, 1964**

MULTIPLE LINE

Florists Mutual Insurance Company, Edwardsville, Indiana,
Admitted October 14, 1964.
Swiss National Insurance Company, U.S.A., Miami, Florida,
Admitted June 5, 1964.

CASUALTY

Certified Indemnity Company, Denver, Colorado, Admitted
December 21, 1964.

LIFE

Alexander Hamilton Life Insurance Company, Wilmington,
Delaware, Admitted February 21, 1964.
American States Life Insurance Company, Indianapolis, Indi-
ana, Admitted January 31, 1964.
Bonneville Life Insurance Company, Salt Lake City, Utah,
Admitted December 31, 1964.
The Educators Company for Insurance on Lives and Granting
Annuities, Denver, Colorado, Admitted August 31, 1964.

- Fidelity Life Association, Fulton, Illinois, Admitted February 25, 1964.
- Pierce National Life Insurance Company, North Hollywood, California, Admitted August 13, 1964.
- Presbyterian Ministers Fund, Philadelphia, Pennsylvania, Admitted July 10, 1964.
- United Bankers Life Insurance Company, Dallas, Texas, Admitted October 13, 1964.
- Zurich American Life Insurance Company, Chicago, Illinois, Admitted December 31, 1964.

RECIPROCAL

- United Services Automobile Association, San Antonio, Texas, Admitted October 14, 1964.

Companies Which Discontinued Operations in Colorado During the Period from March 1, 1964 to February 28, 1965

MULTIPLE LINES

- American Fidelity & Casualty Company, Inc., Richmond, Virginia, Withdrew May 11, 1964.
- California Insurance Company, San Francisco, California, merged with and into Commercial Union Insurance Company of New York, as of December 31, 1964.
- Iowa Home Mutual Casualty Company, Des Moines, Iowa, Withdrew May 21, 1964.
- The Mercantile Insurance Company of America, New York, N. Y., merged with and into Commercial Union Insurance Company of New York, as of December 31, 1964.
- New England Insurance Company, Springfield, Massachusetts, Withdrew May 7, 1964.
- New Zealand Insurance Company, Auckland, New Zealand, Withdrew May 4, 1964.
- Pearl Assurance Company, Limited, London, England, Withdrew December 31, 1963.
- Springfield Insurance Company, Springfield, Massachusetts, Withdrew May 1, 1964.
- Standard Accident Insurance Company, Detroit, Michigan, merged with and into Reliance Insurance Company, May 29, 1964.
- Swiss National Insurance Company, Limited, U. S. Branch, Miami, Florida, withdrawal effective through Domestication between Swiss National Insurance Company, Limited and Swiss National Insurance Company, U.S.A., a new Florida company, April 21, 1964.
- Wabash Fire and Casualty Insurance Company, Indianapolis, Indiana, Withdrew July 1, 1964.

LIFE

- American Investment Life Insurance Company, Nashville, Tennessee, Withdrew August 12, 1964.
- Bankers Service Life Insurance Company, Oklahoma City, Oklahoma, merged with and into Union Bankers Insurance Company, Dallas, Texas, December 31, 1964.
- Colonial American Life Insurance Company, Corpus Christi, Texas, merged with and into American Capitol Insurance Company, December 31, 1964.
- The National Life of America, Sioux Falls, South Dakota, merged with and into Stockman National Life Insurance Company, December 31, 1964.
- West Virginia Life Insurance Company, Huntington, West Virginia, Withdrew July 31, 1964.

RECIPROCAL

- International Automobile Insurance Exchange, Indianapolis, Indiana, Withdrew March 17, 1964.

FRATERNAL

- Supreme Forest Woodmen Circle, Omaha, Nebraska, merged with and into World Life Insurance Society, as of December 31, 1964. The surviving company NOT licensed in Colorado.

Change In Name

- American Buyers Life Insurance Company, Phoenix, Arizona, to American Estate Life Insurance Company, June 15, 1964.
- Bonneville Life Insurance Company, Salt Lake City, Utah, to Bonneville-Sylvan Life Insurance Company, December 31, 1964.
- Brotherhood Mutual Life Insurance Company, Fort Wayne, Indiana, to Mutual Security Life Insurance Company, December 31, 1964.
- Girardian Insurance Company, Dallas, Texas, to Girard Life Insurance Company of America, August 7, 1964.
- Lifeco Insurance Company of America, Seattle, Washington, to Safeco Life Insurance Company, October 8, 1964.
- The Protective National Insurance Company to The Protective National Insurance Company of Omaha, July 30, 1964.
- Vico Insurance Company, Little Rock, Arkansas, to Volkswagen Insurance Company, December 29, 1964.

Change in Plan of Operation

FROM CASUALTY TO MULTIPLE LINE

- American Road Insurance Company, Dearborn, Michigan, March 1, 1964.

- Bituminous Casualty Corporation, Rock Island, Illinois, March 1, 1964.
- Bituminous Fire & Marine Insurance Company, Rock Island, Illinois, March 1, 1964.
- Equity Mutual Insurance Company, Kansas City, Missouri, March 1, 1964.
- The Hartford Steam Boiler Inspection and Insurance Company, Hartford, Connecticut, December 22, 1964.
- Horace Mann Mutual Insurance Company, Springfield, Illinois, March 1, 1964.
- Nationwide Mutual Insurance Company, Columbus, Ohio, March 1, 1964.
- United Pacific Insurance Company, Tacoma, Washington, March 1, 1964.

FROM FIRE TO CASUALTY

- Republic Mutual Fire Insurance Company, Kansas City, Kansas, changed name to The Republic Mutual Insurance Company, and changed plan of operation March 1, 1965.

FROM CASUALTY TO LIFE

- O R E Insurance Company, San Francisco, California, March 1, 1965.

FROM FIRE TO MULTIPLE LINE

- Arkwright Mutual Insurance Company, Boston, Massachusetts, January 2, 1964.
- Foremost Insurance Company, Grand Rapids, Michigan, March 1, 1964.
- Underwriters Insurance Company, Chicago, Illinois, March 1, 1964.

**Recapitulation of Amount of Net Premiums Received and Net
Losses Paid in Colorado by All Companies, Associations,
Reciprocal Exchanges and Societies During
the Year 1964**

Number of Companies	Type of Company	Direct Premiums Received	Direct Losses Paid
345	Multiple Line -----	\$168,868,028	\$ 84,731,139
14	Fire -----	2,981,710	1,841,907
50	Casualty (Including State Compensation) -----	17,194,632	11,487,847
323	Life Companies (Including Accident & Health) -----	207,259,404	110,354,216
17	Reciprocals -----	8,656,402	4,351,830
33	Fraternals -----	2,834,069	1,063,410
7	County Mutual Protective Associations -----	596,715	503,442
2	Mutual Benefit Associations -----	29,726	13,250
791	Totals -----	\$408,420,686	\$214,347,041

The following tables disclose the multiple line, fire, casualty, life and mutual line business in this state.

MULTIPLE LINE COMPANIES

Year	Premiums Received	Losses Paid	Per Cent of Losses Paid to Premiums Received
1950 -----	\$ 21,548,258.00	\$ 8,222,136.00	38.2
1951 -----	32,548,871.00	13,817,180.00	42.45
1952 -----	38,131,415.00	15,747,567.00	41.29
1953 -----	43,774,819.00	16,843,863.00	38.48
1954 -----	50,464,393.00	18,248,192.00	36.16
1955 -----	56,315,512.00	22,314,916.00	39.62
1956 -----	67,223,767.00	28,462,124.00	42.34
1957 -----	77,076,602.00	30,775,592.00	39.93
1958 -----	84,632,630.00	40,717,117.00	48.11
1959 -----	95,284,157.00	40,037,028.00	42.37
1960 -----	102,381,521.00	50,231,537.00	49.06
1961 -----	111,877,056.00	61,077,464.00	54.59
1962 -----	120,561,170.00	67,026,276.00	55.60
1963 -----	131,640,969.00	74,134,051.00	56.32
1964 -----	168,868,028.00	84,731,139.00	50.18

Multiple Line Insurance Companies are authorized to write all kinds of insurance except Life.

FIRE AND MARINE

Year	Premiums Received	Losses Paid	Per Cent of Losses Paid to Premiums Received
1900	\$ 2,000,451.37	\$ 754,331.81	37.56
1901	2,039,819.32	1,023,895.31	44.16
1902	2,229,473.31	1,024,524.25	49.00
1903	2,355,573.87	1,216,203.22	50.68
1904	2,401,792.68	932,158.11	33.31
1905	2,534,420.67	1,506,366.12	59.44
1906	2,681,187.54	2,382,296.02	54.66
1907	2,824,982.69	1,098,066.80	39.00
1908	2,924,501.21	1,193,438.96	40.00
1909	3,227,903.92	936,002.32	31.00
1910	3,319,776.93	1,312,333.36	37.00
1911	3,392,814.54	1,103,806.38	36.00
1912	3,164,718.16	1,072,944.01	33.83
1913	3,154,335.22	1,077,976.08	33.30
1914	3,127,940.59	1,247,824.56	39.9
1915	3,955,399.74	1,404,181.92	38.7
1916	3,749,927.17	1,303,331.20	34.7
1917	4,323,963.04	1,644,044.86	37.9
1918	5,236,319.04	1,862,621.52	35.6
1919	5,841,252.51	1,949,111.17	33.4
1920	7,182,304.09	3,300,884.97	43.48
1921	6,234,840.83	3,120,634.39	50.05
1922	5,859,107.29	3,308,588.70	56.2
1923	6,749,808.59	2,758,367.72	40.9
1924	6,573,031.58	3,210,542.97	48.6
1925	7,005,631.68	3,117,719.82	44.5
1926	7,438,372.59	3,271,351.48	43.9
1927	7,237,788.46	2,813,487.00	38.8
1928	6,919,719.49	2,564,749.54	37.1
1929	6,850,251.81	2,538,588.91	37.1
1930	6,458,861.00	2,804,038.00	43.4
1931	5,879,772.00	2,261,198.00	38.4
1932	4,744,043.00	2,281,646.00	48.1
1933	4,234,426.00	1,507,883.00	35.6
1934	4,734,396.00	1,466,741.00	31.0
1935	5,344,396.00	1,717,698.00	32.1
1936	5,988,826.00	1,856,540.00	31.0
1937	6,812,864.00	2,381,080.00	34.9
1938	6,290,676.00	2,311,929.00	36.7
1939	6,780,540.00	2,623,684.00	38.7
1940	7,076,072.00	2,437,901.00	34.5
1941	7,869,579.00	3,280,188.00	41.6
1942	7,397,013.00	3,424,197.00	46.3
1943	7,645,992.00	3,093,356.00	40.46
1944	8,276,646.00	3,765,851.00	45.51
1945	9,194,790.00	4,239,842.00	46.11
1946	13,796,633.00	5,054,806.00	36.64
1947	17,121,504.00	6,067,889.00	35.44
1948	19,253,339.00	10,174,039.00	52.84
1949	23,105,834.00	7,144,986.00	30.92
1950	13,891,940.00	7,026,695.00	50.6
1951	10,790,551.00	5,189,956.00	48.1
1952	10,345,172.00	4,283,493.00	41.40
1953	9,830,422.00	4,198,268.00	42.71
1954	6,730,252.00	2,474,095.00	36.76
1955	6,484,501.00	2,797,726.00	43.14
1956	5,181,065.00	3,370,843.00	65.06
1957	5,143,593.00	2,748,588.00	53.44
1958	4,020,122.00	2,768,765.00	68.87
1959	4,009,095.00	1,773,775.00	44.24
1960	4,182,140.00	2,100,814.00	50.23
1961	3,653,110.00	2,356,494.00	64.51
1962	3,833,440.00	2,800,143.00	73.04
1963	3,208,718.00	1,954,654.00	60.92
1964	2,981,710.00	1,841,907.00	61.78

LEGAL RESERVE LIFE COMPANIES

Year	Amount In Force at End of Year	Total Premiums Received During Year	Life Claims Paid During Year
1900	\$ 70,171,171.66	\$ 2,298,432.39	\$ 790,922.46
1901	78,221,780.19	2,879,714.15	975,670.73
1902	89,148,397.00	3,290,150.74	793,025.14
1903	98,947,811.00	3,662,737.73	1,082,708.00
1904	107,332,268.00	3,848,212.89	1,135,047.75
1905	113,381,659.00	4,084,851.44	1,193,472.90
1906	113,537,447.96	4,242,324.33	1,305,337.53
1907	119,446,495.00	4,195,809.38	1,478,255.97
1908	123,360,174.00	4,267,535.04	1,397,896.99
1909	131,982,948.00	4,511,412.62	1,455,736.00
1910	137,284,606.00	4,795,412.30	1,998,682.00
1911	150,431,964.00	5,024,346.05	2,444,871.46
1912	166,175,416.00	5,371,132.13	1,972,089.84
1913	177,276,655.00	5,628,718.97	2,184,236.00
1914	177,313,858.00	6,058,207.88	1,914,551.00
1915	187,445,001.00	6,390,442.25	2,364,165.00
1916	217,273,539.00	6,890,323.44	3,072,649.00
1917	242,083,393.00	7,764,190.67	2,484,788.00
1918	264,332,250.00	8,489,805.33	4,112,672.00
1919	321,340,451.00	10,407,356.21	4,081,960.00
1920	381,049,309.00	12,223,157.99	4,106,056.00
1921	379,479,557.00	13,029,566.81	4,140,402.00
1922	437,725,016.00	14,089,818.82	4,694,234.00
1923	478,530,963.00	15,475,787.03	5,026,327.00
1924	519,749,141.00	16,583,309.50	4,640,777.00
1925	582,119,959.00	18,525,283.77	4,968,856.00
1926	649,833,954.00	20,232,842.88	5,506,280.00
1927	710,607,139.00	21,680,094.21	6,702,442.00
1928	778,071,677.00	23,333,505.21	7,564,028.00
1929	834,106,338.00	25,345,538.00	7,547,785.00
1930	875,969,130.00	26,517,099.00	8,245,254.00
1931	895,210,352.00	27,361,585.00	8,613,955.00
1932	887,160,522.00	25,520,695.00	9,211,197.00
1933	793,483,090.00	22,736,921.00	8,322,228.00
1934	783,905,964.00	23,904,387.00	9,006,203.00
1935	805,751,470.00	24,190,760.00	8,872,382.00
1936	841,029,421.00	28,185,000.00	8,579,938.00
1937	886,279,902.00	29,279,176.00	9,348,507.00
1938	896,370,773.00	28,410,166.00	8,524,934.00
1939	917,699,818.00	28,389,571.00	9,481,926.00
1940	937,065,929.00	28,580,183.00	9,333,959.00
1941	973,889,661.00	28,196,049.00	9,217,986.00
1942	994,235,506.00	29,521,651.00	9,696,097.00
1943	1,060,129,850.00	31,125,890.00	10,343,114.00
1944	1,120,760,611.00	34,007,509.00	11,729,357.00
1945	1,219,855,106.00	37,213,031.00	12,255,778.00
1946	1,383,143,573.00	41,235,235.00	13,181,375.00
1947	1,530,374,701.00	45,088,098.00	13,383,616.00
1948	1,659,006,247.00	48,409,402.00	15,126,981.00
1949	1,653,919,396.00	50,505,906.00	14,735,468.00
1950	1,928,893,694.00	54,111,518.00	15,116,797.00
1951	1,966,502,750.00	59,002,693.00	16,521,568.00
1952	2,287,235,262.00	62,227,507.00	16,500,552.00
1953	2,301,717,534.00	66,229,946.00	16,653,088.00
1954	2,452,057,456.00	70,434,128.00	19,330,310.00
1955	3,077,123,847.00	79,229,876.00	21,854,181.00
1956	3,695,948,021.00	88,398,261.00	24,565,903.00
1957	4,300,514,286.00	94,218,326.00	27,813,569.00
1958	4,744,415,853.00	123,130,980.00	27,944,868.00
1959	5,298,866,517.00	133,538,711.00	28,786,017.00
1960	5,944,801,604.00	143,621,867.00	30,012,047.00
1961	6,656,926,091.00	159,067,090.00	79,494,503.00
1962	7,336,480,516.00	180,541,702.00	88,101,372.00
1963	7,935,259,621.00	191,331,433.00	98,084,979.00
1964	8,131,174,513.00	207,259,404.00	110,354,216.00

CASUALTY COMPANIES

Year	Premiums Received During Year	Losses Paid During Year	Per Cent of Losses Paid to Premiums Received
1900	\$ 509,969.66	\$ 291,516.69	57.16
1901	680,835.58	287,533.10	42.23
1902	852,748.49	379,632.15	44.52
1903	771,473.31	420,334.31	54.48
1904	787,022.42	476,264.37	60.51
1905	916,195.86	474,550.62	51.80
1906	960,866.42	391,112.67	40.70
1907	1,073,756.63	471,274.53	43.89
1908	1,043,000.85	488,568.94	46.84
1909	1,182,879.24	504,169.58	42.62
1910	1,340,397.55	540,952.66	40.36
1911	1,328,719.66	581,118.62	43.74
1912	1,346,395.46	639,400.07	47.49
1913	1,324,359.80	535,808.33	40.46
1914	1,316,243.74	579,380.03	44.02
1915	1,735,969.87	687,577.71	39.61
1916	2,072,044.96	701,261.00	33.84
1917	2,764,373.05	918,396.23	33.22
1918	3,297,788.72	1,036,793.33	31.44
1919	3,483,216.55	1,206,885.15	34.65
1920	4,610,998.15	1,588,015.89	34.44
1921	4,593,235.99	1,934,561.02	42.12
1922	4,320,560.87	1,858,749.45	43.04
1923	4,743,712.22	2,172,593.87	45.86
1924	4,998,580.70	2,398,773.27	47.99
1925	5,393,389.76	2,662,455.46	49.37
1926	5,508,206.05	2,753,630.42	49.99
1927	5,960,899.61	2,404,142.48	40.33
1928	5,968,870.65	2,622,985.18	43.94
1929	6,593,299.17	2,842,453.27	43.11
1930	6,378,892.00	2,942,736.00	46.13
1931	6,070,402.00	3,129,347.00	51.55
1932	5,433,748.00	2,841,068.00	52.20
1933	5,022,298.00	2,861,382.00	56.97
1934	5,847,917.00	2,792,618.00	47.75
1935	6,973,609.00	2,863,276.00	41.06
1936	7,716,273.00	3,015,195.00	39.08
1937	8,562,582.00	3,693,629.00	43.14
1938	8,271,434.00	3,714,622.00	44.91
1939	8,678,669.00	3,658,245.00	42.15
1940	8,830,940.00	4,107,617.00	46.51
1941	10,114,238.00	4,431,051.00	43.81
1942	11,795,704.00	4,281,801.00	36.30
1943	10,960,270.00	4,047,845.00	36.93
1944	10,921,201.00	3,952,446.00	36.19
1945	12,344,926.00	4,529,039.00	36.69
1946	15,149,439.00	5,336,054.00	35.22
1947	20,929,899.00	7,179,123.00	34.30
1948	25,443,176.00	9,064,943.00	35.63
1949	24,124,928.00	8,984,376.00	37.19
1950	15,753,550.00	6,702,268.00	42.5
1951	15,567,951.00	7,265,162.00	46.67
1952	11,672,204.00	4,939,919.00	42.32
1953	19,165,610.00	9,711,485.00	50.67
1954	17,541,619.00	8,038,716.00	45.82
1955	15,845,764.00	7,931,962.00	50.06
1956	15,317,885.00	9,031,549.00	58.96
1957	15,469,974.00	9,310,311.00	60.18
1958	17,430,075.00	10,613,022.00	66.89
1959	18,398,643.00	11,279,099.00	61.30
1960	18,399,879.00	12,398,888.00	67.39
1961	16,714,915.00	12,640,967.00	75.68
1962	17,304,792.00	12,930,518.00	74.72
1963	16,330,460.00	10,989,391.00	67.29
1964	17,194,632.00	11,487,847.00	66.81

RECIPROCAL OR INTER-INSURANCE EXCHANGES

Year	Gross Deposits Received During Year	Losses Paid During Year	Per Cent of Losses Paid to Premiums Received
1922	\$ 204,885.98	\$ 74,244.27	36.24
1923	342,854.83	85,716.28	25.00
1924	381,927.44	57,353.39	15.02
1925	433,158.25	77,469.85	17.88
1926	438,025.29	84,075.19	19.19
1927	439,172.52	90,589.92	20.63
1928	437,753.43	116,348.64	26.58
1929	425,887.16	103,612.89	24.33
1930	350,938.41	96,636.00	27.54
1931	334,643.92	71,670.00	21.42
1932	159,768.78	26,870.00	16.82
1933	121,505.62	22,886.00	18.84
1934	165,108.93	27,297.00	16.53
1935	148,227.00	48,621.00	32.80
1936	234,577.00	77,425.00	33.01
1937	279,158.00	103,216.00	36.97
1938	307,165.00	102,381.00	33.33
1939	330,897.00	101,391.00	30.64
1940	372,947.00	116,923.00	31.35
1941	396,749.00	130,889.00	32.99
1942	403,380.00	146,668.00	36.36
1943	356,152.00	109,511.00	30.75
1944	438,957.00	153,658.00	35.01
1945	576,416.00	229,214.00	39.77
1946	682,586.00	255,847.00	37.48
1947	1,605,291.00	362,076.00	22.56
1948	2,871,023.00	960,587.00	33.46
1949	3,492,915.00	1,616,853.00	46.29
1950	3,776,113.00	1,711,975.00	45.3
1951	4,193,006.00	1,824,699.00	43.52
1952	4,501,889.00	2,374,361.00	52.74
1953	4,982,800.00	2,036,161.00	40.86
1954	5,238,971.00	2,075,381.00	39.61
1955	5,519,368.00	2,501,480.00	45.32
1956	5,801,860.00	2,826,724.00	48.72
1957	6,182,506.00	3,359,123.00	54.33
1958	6,893,737.00	3,533,209.00	50.82
1959	7,533,554.00	3,818,125.00	50.68
1960	7,833,701.00	4,481,668.00	57.21
1961	7,743,003.00	4,314,993.00	55.73
1962	8,193,503.00	4,340,721.00	52.98
1963	7,625,103.00	4,598,837.00	60.31
1964	8,656,402.00	4,351,830.00	50.27

FRATERNAL

Year	Amount in Force at End of Year	Assessments Received During Year	Claims Paid During Year
1922	\$161,126,627.00	\$2,390,326.43	\$1,943,259.00
1923	160,000,347.00	2,426,704.57	1,960,441.00
1924	159,266,676.00	2,512,752.79	2,007,089.00
1925	159,956,474.00	2,598,537.11	2,015,467.00
1926	151,021,924.00	2,609,499.31	2,056,208.57
1927	151,239,678.82	2,617,821.58	2,294,746.97
1928	148,681,126.24	2,636,708.78	2,765,132.29
1929	120,476,315.72	2,888,375.10	2,497,409.13
1930	109,863,422.00	2,932,785.63	2,037,624.88
1931	101,794,991.00	2,803,351.76	1,733,170.40
1932	91,350,521.00	2,402,471.00	1,605,045.00
1933	83,280,882.00	2,186,518.79	1,537,912.00
1934	79,145,486.00	2,129,990.11	1,473,312.00
1935	74,918,342.00	2,048,597.53	1,506,882.00
1936	69,628,292.00	2,040,503.68	1,476,615.00
1937	62,672,982.00	2,042,053.87	1,385,846.00
1938	60,425,806.00	2,063,932.37	1,201,740.00
1939	60,823,554.00	1,986,518.25	1,134,700.00
1940	59,974,817.00	1,936,890.00	1,087,586.00
1941	59,727,489.00	1,881,574.00	1,021,326.00
1942	60,817,383.00	1,858,310.00	1,148,731.00
1943	60,843,430.00	1,814,543.00	1,046,041.00
1944	63,317,491.00	1,850,651.00	1,070,523.00
1945	64,817,901.00	1,931,665.00	1,128,225.00
1946	66,808,656.00	2,124,579.00	1,016,070.00
1947	71,878,714.00	2,179,340.00	1,129,860.00
1948	71,045,732.00	2,028,267.00	1,005,158.00
1949	72,637,519.00	2,704,487.00	1,188,768.00
1950	65,289,462.00	1,807,300.00	1,006,430.00
1951	66,592,471.00	1,830,733.00	950,484.00
1952	68,730,277.00	1,846,857.00	1,208,753.00
1953	71,238,906.00	1,908,498.00	991,879.00
1954	74,151,785.00	1,966,784.00	922,038.00
1955	78,149,647.00	2,014,951.00	949,949.00
1956	81,189,585.00	2,062,234.00	1,018,293.00
1957	86,948,691.00	2,201,602.00	1,087,979.00
1958	86,027,509.00	2,124,277.00	1,197,770.00
1959	100,978,622.00	2,480,226.00	1,005,122.00
1960	108,525,170.00	2,643,212.00	1,093,741.00
1961	103,903,764.00	2,413,236.00	1,114,685.00
1962	117,495,625.00	2,562,636.00	1,034,831.00
1963	125,741,476.00	2,786,987.00	1,090,172.00
1964	136,992,882.00	2,834,069.00	1,063,410.00

EIGHTY-THIRD ANNUAL REPORT

COUNTY MUTUAL PROTECTIVE ASSOCIATIONS

Year	Net Premiums Received	Losses Paid	Per Cent of Losses Paid to Premiums Received
1950	\$ 654,906.00	\$ 380,446.00	58.1
1951	775,898.00	553,773.00	72.02
1952	811,162.00	418,115.00	51.54
1953	753,419.00	460,985.00	61.19
1954	425,864.00	137,982.00	32.40
1955	317,580.00	163,557.00	51.50
1956	380,355.00	273,060.00	71.79
1957	677,236.00	286,830.00	42.35
1958	1,213,363.00	937,620.00	77.27
1959	489,014.00	171,520.00	35.07
1960	648,802.00	399,446.00	61.57
1961	693,248.00	485,288.00	70.00
1962	558,845.00	354,539.00	63.44
1963	454,902.00	213,391.00	46.91
1964	596,715.00	503,442.00	84.37

MUTUAL BENEFIT ASSOCIATIONS

Year	Number of Policies		Mortality Premiums Received	Losses Paid
	Written and Revived	In Force		
1941	12,372	31,243	\$ 234,781	\$ 150,762
1942	7,353	31,832	267,033	150,254
1943	7,113	32,683	277,625	151,364
1944	7,119	33,930	275,557	155,978
1945	8,769	28,686	222,342	145,449
1946	8,381	27,289	251,582	137,521
1947	7,629	29,793	507,827	148,559
1948	5,709	27,397	450,427	152,023
1949	11,297	31,479	615,701	163,699
1950	11,758	32,649	721,004	167,696
1951	9,805	33,941	796,149	209,024
1952	11,488	36,519	905,839	217,615
1953	11,090	38,726	1,041,378	255,308
1954	6,344	18,662	583,769	103,757
1955	5,247	20,183	700,395	126,091
1956	1,796	12,465	444,663	78,992
1957	278	1,624	47,916	13,015
1958	32	1,511	46,187	19,848
1959	65	1,313	38,101	14,050
1960	65	1,201	36,450	11,170
1961	72	1,171	36,801	12,700
1962	22	1,134	34,400	12,750
1963	14	1,069	31,838	13,627
1964	12	989	29,726	13,250

MULTIPLE LINE INSURANCE COMPANIES
1964

Summary of the Reports to the Commissioner of
Insurance on the Business of the
Year 1964

TABLE 1 — MULTIPLE LINE COMPANIES

Corporate Name of Company	Home Office	Location	Incorporated	Admitted To Colorado
Domestic Companies:				
Colorado Farm Bureau Mutual Ins. Co.	Denver, Colo.	1131 15th Street	June, 1950	October, 1950
Foreign Companies:				
Accident and Casualty Insurance Co. of Winterthur, Switzerland	Winterthur, Switz.			
Aetna Casualty and Surety Company, The	Hartford, Conn.	151 Farmington Ave.	September, 1964	February, 1965
Aetna Insurance Company	Hartford, Conn.	55 Elm Street	June, 1819	May, 1883
Affiliated F M Insurance Company	Providence, R. I.	700 Turks Head Bldg.	May, 1949	July, 1951
Agricultural Insurance Company	Watertown, N. Y.	215 Washington St.	1863	May, 1883
Albany Insurance Company	Albany, N. Y.	112 State St.		
Alliance Mutual Casualty Company, The	McPherson, Kans.	1266 Morris Turnpike	March, 1811	March, 1923
Allied Mutual Insurance Company	Des Moines, Iowa	1122 No. Main St.	March, 1935	June, 1944
Allstate Insurance Company	Skokie, Ill.	700 Fourth Street	March, 1929	June, 1943
Amco Insurance Company	Des Moines, Iowa	7447 Skokie Blvd.	February, 1931	September, 1934
American Automobile Insurance Co. of Florida	Des Moines, Iowa	700 Fourth St.	December, 1958	November, 1961
American Bankers Insurance Co. of Florida	St. Louis, Mo.	Pierce Bldg.		
American Casualty Company of Reading, Pennsylvania	San Francisco, Calif.	3333 California St.	December, 1911	June, 1912
American Central Insurance Company	Miami, Florida	600 Brickell Ave.	October, 1947	October, 1950
American Druggists' Insurance Co., The	Reading, Pa.	412 Washington St.	July, 1902	October, 1943
American Empire Insurance Company of South Dakota	St. Louis, Mo.	408 Pine St.		
American Employers' Insurance Co.	San Francisco, Calif.	315 Montgomery St.	February, 1853	1870
American Equitable Assurance Company of New York	Cincinnati, Ohio	American Bldg.	February, 1906	April, 1911
American Family Mutual Insurance Company	Sioux Falls, S. D.	514 S. First Ave.		
American Fire and Casualty Company	Watertown, N. Y.	215 Washington St.	March, 1905	October, 1953
American and Foreign Insurance Co.	Boston, Mass.	110 Milk St.	February, 1923	November, 1923
American Casualty Insurance Co. of Winterthur, Switzerland	New York, N. Y.	92 William St.	April, 1918	November, 1918
American Central Insurance Company	Madison, Wisc.	3099 E. Washington Ave.	September, 1927	June, 1946
American Empire Insurance Company of South Dakota	Orlando, Fla.	American Bldg.	1906	May, 1960
American Employers' Insurance Co.	New York, N. Y.	150 William St.	December, 1896	April, 1929

American General Insurance Company	Houston, Tex.	700 Rusk Bldg.	May, 1926	June, 1939
American Guarantee and Liability Insurance Company	{ New York, N. Y.	80 John St.	} July, 1939	December, 1939
American Hardware Mutual Insurance Company	{ ⁴ Chicago, Ill.	111 W. Jackson Blvd.		
American Home Assurance Company	Minneapolis, Minn.	3033 Excelsior Blvd.	May, 1899	August, 1920
American Indemnity Company	New York, N.Y.	102 Maiden Lane	February, 1899	⁷ December, 1935
American Insurance Company, The	Galveston, Texas	2328 Avenue B	April, 1913	November, 1927
American Liberty Insurance Company	{ Newark, N. J.	15 Washington St.	} February, 1846	May, 1883
American Manufacturers Mutual Insurance Company	{ ³ San Francisco, Calif.	3333 California St.		
American Motorists Insurance Company	Birmingham, Ala.	1401 So. 20th St.	June, 1953	December, 1953
American Mutual Insurance Company of Boston	{ New York, N. Y.	110 William St.	} March, 1837	November, 1940
American National Fire Insurance Co.	{ ³ Chicago, Ill.	20 No. Wacker Drive		
American Policyholders Insurance Company	Chicago, Ill.	Sheridan Rd. & Lawrence Ave.	January, 1926	July, 1928
American Re-Insurance Company	Wakefield, Mass.		November, 1929	August, 1942
American Road Insurance Company	Wakefield, Mass.		March, 1887	June, 1926
American Star Insurance Company, The	New York, N. Y.	99 John St.	August, 1947	May, 1948
American States Insurance Company	Wakefield, Mass.		March, 1929	April, 1963
American Union Insurance Company of New York	New York, N. Y.	99 John St.	July, 1933	April, 1935
Argonaut Insurance Company	Dearborn, Mich.	20000 Rotunda Dr.	December, 1950	January, 1961
Arkwright Mutual Insurance Company	{ New York, N. Y.	32 Cliff Street	} December, 1897	July, 1898
Associated Indemnity Corporation	{ ⁴ San Francisco, Calif.	350 Sansome Street		
Assurance Company of America	Indianapolis, Ind.	542 N. Meridian St.	July, 1929	November, 1931
Atlantic Mutual Fire Insurance Co.	New York, N. Y.	20 Exchange Place	April, 1923	July, 1923
Atlantic Mutual Insurance Company	Providence, R. I.	144 Wayland Ave.	1916	June, 1954
	Menlo Park, Calif.	250 Middlefield Road	May, 1957	April, 1958
	Boston, Mass.	60 Battery March St.	February, 1860	September, 1951
	San Francisco, Calif.	3333 California St.	December, 1922	November, 1929
	New York, N. Y.	83 Maiden Lane	June, 1945	January, 1956
	Savannah, Georgia	17 W. McDonough St.	January, 1905	April, 1952
	New York, N. Y.	45 Wall Street	April, 1842	November, 1951

*U. S. Branch Office. ²Reincorporated. ³Mail Address. ⁴Executive and Mail Address. ⁷Reinstated.

TABLE 1 — MULTIPLE LINE COMPANIES — Continued

Corporate Name of Company	Home Office	Location	Incorporated	Admitted To Colorado
Atlas Assurance Company, Limited	London, England	55 Fifth Ave.	1808	January, 1887
	*New York, N. Y.			
Automobile Mutual Insurance Co. of America	Providence, R. I.	10 Weybosset St.	March, 1907	July, 1945
Autoplan Insurance Company	New York, N. Y.	83 Maiden Lane	October, 1955	July, 1959
Badger Mutual Insurance Company	Milwaukee, Wis.	1635 W. National Ave.	June, 1891	November, 1942
Balboa Insurance Company	Los Angeles, Calif.	818 West 7th St.	February, 1948	July, 1954
Bankers Multiple Line Insurance Company	Dubuque, Iowa	Fisher Bldg.	July, 1946	February, 1906
	Chicago, Ill.	4810 Kenneth Ave.		
Bankers and Shippers Insurance Company of New York	New York, N. Y.	12 Gold St.	December, 1918	July, 1924
Beneficial Fire and Casualty Insurance Company	Los Angeles, Calif.	756 So. Spring St.	March, 1949	September, 1960
Birmingham Fire Insurance Company of Pennsylvania	Pittsburgh, Pa.	139 University Place	May, 1871	May, 1930
Bituminous Casualty Corporation	Rock Island, Ill.	320 18th Street	August, 1928	August, 1958
Bituminous Fire and Marine Ins. Co.	Rock Island, Ill.	320 18th Street	October, 1942	August, 1958
Blackstone Mutual Insurance Company	Providence, R. I.	229 Waterman St.	May, 1868	October, 1950
Boston Indemnity Insurance Company	Boston, Mass.	87 Kilby St.	May, 1954	July, 1963
Boston Insurance Company	Boston, Mass.	87 Kilby St.	December, 1873	March, 1905
Boston Manufacturers Mutual Insurance Company	Waltham, Mass.	225 Wyman St.	April, 1950	January, 1951
British & Foreign Marine Insurance Company, Limited, The	Liverpool, England	150 William St.	February, 1863	October, 1942
	*New York, N. Y.			
Buffalo Insurance Company	Buffalo, N. Y.	220 Delaware Ave.	February, 1867	June, 1924
*California Insurance Company, The	San Francisco, Calif.	315 Montgomery St.	1864	January, 1906
Calvert Fire Insurance Company	Philadelphia, Pa.	3 Penn Center Plaza	March, 1925	March, 1940
	Baltimore, Md.	300 St. Pauls Place		
Camden Fire Insurance Association, The	Camden, N. J.	5th & Federal St.	March, 1841	March, 1906
Canadian Indemnity Company, The	Winnipeg, Man., Can.	333 Main Street	1912	August, 1950
	Los Angeles, Calif.	675 S. Park View St.		
Canal Insurance Company	Greenville, S. C.	417 East North St.	February, 1939	September, 1957

Carolina Casualty Insurance Company	{ Burlington, N. C. 262 E. Morehead St. }	August, 1943	December, 1941
Carriers Insurance Company	{ ⁴ Jacksonville, Fla. Expway. at Osceola }	June, 1962	October, 1962
Celina Mutual Insurance Company, The	Des Moines, Iowa 615 Securities Bldg.	November, 1919	¹ February, 1958
Centennial Insurance Company	Celina, Ohio 315 South Main St.	September, 1941	¹ November, 1951
Central Mutual Insurance Company	New York, N. Y. 45 Wall Street	April, 1876	June, 1920
Central National Insurance Company of Omaha, The	Van Wert, Ohio 800 So. Washington St.	August, 1946	September, 1946
Central Plains Insurance Company, Inc.	Omaha, Nebraska 700 So. 72nd St.	December, 1953	March, 1957
Central Surety and Insurance Corporation	Hutchinson, Kansas 100 So. Walnut St.	June, 1926	August, 1926
Century Insurance Company, Limited, The	{ Kansas City, Mo. 1737 McGee St. }		
Charter Oak Fire Insurance Co., The	{ ³ San Francisco, Calif. 315 Montgomery St. }	April, 1885	May, 1913
Christiania General Insurance Corporation of New York	Edinburgh, Scotland	April, 1931	January, 1941
Cimarron Insurance Company, Inc.	*New York, N. Y. 111 John St.	October, 1940	January, 1941
Citizens Casualty Company of New York	Hartford, Conn. 700 Main St.	March, 1947	June, 1948
Citizens Insurance Company of New Jersey	Tarrytown, N. Y. 102 White Plains Road	October, 1928	July, 1951
Civil Service Employees Insurance Co.	Cimarron, Kansas Main Street	December, 1929	March, 1930
Commercial Insurance Company	New York, N. Y. 33 Maiden Lane		
Commercial Insurance Company of Newark, N. J.	Jersey City, N. J. 1 Exchange Place	November, 1949	April, 1960
Commercial Standard Insurance Co. of New York	{ ³ Hartford, Conn. 690 Asylum Ave. }	December, 1946	June, 1958
Connecticut Fire Insurance Co., The	San Francisco, Calif. 989 Market St.	April, 1909	September, 1922
Connecticut Indemnity Company, The	San Francisco, Calif. 360 West Jackson Blvd.		
Consolidated Mutual Insurance Company	Fort Worth, Texas 6421 Camp Bowie Blvd.	October, 1924	May, 1928
Continental Casualty Company	New York, N. Y. 200 Park Avenue	October, 1959	April, 1960
Continental Insurance Company, The	{ ³ Chicago, Ill. 315 Montgomery St. }		
Druggists' Mutual Insurance Company	Hartford, Conn. 61 Woodland St.	June, 1850	May, 1883
	New Haven, Conn. 175 Whitney Ave.	May, 1917	July, 1933
	Brooklyn, N. Y. 345 Adams Street	October, 1927	April, 1962
	Chicago, Ill. 310 So. Michigan Ave.	February, 1948	June, 1948
	New York, N. Y. 80 Maiden Lane	January, 1853	May, 1883
	{ ³ Chicago, Ill. 360 West Jackson Blvd. }		
	Algona, Iowa 125 E. State St.	October, 1909	December, 1948

*U. S. Branch Office. ¹Readmitted. ²Reincorporated. ³Mail Address. ⁴Executive and Mail Address. ⁶Merged with and into Commercial Union Insurance Company of New York as of December 31, 1964. ⁷Reincorporated July, 1946.

TABLE 1 — MULTIPLE LINE COMPANIES — Continued

Corporate Name of Company	Home Office	Location	Incorporated	Admitted To Colorado
Eagle Star Insurance Company, Limited	{ London, England			
	*New York, N. Y.	156 William St.	July, 1916	April, 1963
Electric Mutual Liability Company	Lynn, Mass.	14 Central Avenue	December, 1927	July, 1950
Emmco Insurance Company	South Bend, Indiana	221 West Wayne St.	December, 1919	January, 1951
Employers' Casualty Company	Dallas, Texas	Employers Ins. Bldg.	July, 1920	1March, 1936
Employers' Fire Insurance Company, The	Boston, Mass.	110 Milk St.	January, 1921	June, 1923
Employers' Liability Assurance Corporation, Limited, The	{ London, England			
	*Boston, Mass.	110 Milk St.	October, 1880	1July, 1915
Employers Mutual Casualty Company	Des Moines, Iowa	210 Seventh St.	March, 1911	March, 1934
Employers Mutual Fire Insurance Co.	Wausau, Wisconsin	407 Grant St.	September, 1935	May, 1944
Employers Mutual Liability Insurance Company of Wisconsin	Wausau, Wisconsin	407 Grant St.	August, 1911	February, 1939
Employers National Insurance Company	{ Wilmington, Del.	100 West 10th St.		
	4Dallas, Texas	Employers Ins. Bldg.	December, 1954	August, 1958
Employers Reinsurance Corporation	Kansas City, Mo.	21 West 10th Street	January, 1914	July, 1915
Equitable Fire and Marine Insurance Company	{ Providence, R. I.	Hospital Trust Bldg.		
	3Hartford, Conn.	61 Woodland St.	May, 1859	June, 1899
Equity Mutual Insurance Company	Kansas City, Mo.	92nd St. & State Line	January, 1933	August, 1939
Excel Insurance Company	South Bend, Indiana	221 West Wayne St.	June, 1939	May, 1963
Export Insurance Company	{ New York, N. Y.	120 Wall Street		
	3Houston, Texas	P. O. Box No. 2538	August, 1923	December, 1962
Farm Bureau Mutual Insurance Company, Inc., The	Manhattan, Kansas	2321 Anderson Ave.	June, 1938	October, 1941
Farmers Alliance Mutual Insurance Co.	McPherson, Kansas	1122 No. Main St.	July, 1888	June, 1938
Farmers Elevator Mutual Insurance Co.	Des Moines, Iowa	Fleur & Bell Sts.	March, 1909	August, 1953
6Farmers Fire Insurance Company, The	York, Pa.	53-55 E. Market St.	April, 1853	October, 1915
Farmers Home Mutual Insurance Co.	Minneapolis, Minn.	3801 First Ave. South	January, 1898	August, 1953
Farmers and Merchants Insurance Co.	Tulsa, Oklahoma	619 So. Main St.	January, 1945	March, 1949
Farmers Mutual Hail Insurance Company of Iowa	Des Moines, Iowa	2323 Grand Ave.	March, 1893	June, 1940
Federal Insurance Company	{ Short Hills, N. J.	1286 Morris Turnpike		
	3New York, N. Y.	90 John St.	February, 1901	1March, 1909
Federal Mutual Insurance Company	Chicago, Illinois	4750 No. Sheridan Road	February, 1907	October, 1963

Federated Mutual Implement and Hardware Insurance Company	Owatonna, Minn.	129 East Broadway	August, 1904	September, 1920
Fidelity and Casualty Company of New York, The	New York, N. Y.	80 Maiden Lane	January, 1875	June, 1883
Fidelity and Deposit Company of Md.	Chicago, Ill.	360 West Jackson Blvd.		
Fidelity and Guaranty Insurance Underwriters, Inc.	Baltimore, Md.	Fidelity Bldg.	February, 1890	March, 1893
Fidelity-Phenix Insurance Company	Columbus, Ohio	781 Northwest Blvd.	July, 1951	August, 1957
Fire and Casualty Insurance Company of Connecticut, The	Baltimore, Md.	Calvert & Redwood		
Fireman's Fund Insurance Company	New York, N. Y.	80 Maiden Lane	April, 1874	March, 1884
Firemen's Insurance Company of Newark, New Jersey	Chicago, Ill.	360 West Jackson Blvd.		
Firemen's Mutual Insurance Company	Hartford, Conn.	1000 Asylum Ave.	May, 1923	November, 1959
First National Insurance Co. of America	New Haven, Conn.	175 Whitney Ave.		
Florists Mutual Insurance Company	San Francisco, Calif.	3333 California St.	May, 1863	May, 1883
Foremost Insurance Company	Newark, N. J.	10 Park Place	December, 1855	February, 1890
Fulton Insurance Company, The	Chicago, Ill.	360 West Jackson Blvd.		
General Accident Fire and Life Assurance Corporation, Limited	Perth, Scotland	150 So. Main St.	May, 1854	July, 1951
General Fire and Casualty Company	*Philadelphia, Pa.	4th & Walnut Sts.	February, 1891	June, 1906
General Guaranty Insurance Company	New York, N. Y.	1790 Broadway		
General Insurance Company of America	Winter Park, Fla.	850 West Morse Blvd.	March, 1938	November, 1960
General Insurance Corporation	Seattle, Wash.	4347 Brooklyn Ave.	February, 1923	November, 1927
General Reinsurance Corporation	Fort Worth, Texas	2009 South Main St.	April, 1943	April, 1956
Germantown Insurance Company	New York, N. Y.	400 Park Ave.	March, 1921	December, 1925
Glens Falls Insurance Company	Philadelphina, Pa.	Germantown Mkt. Sq.	December, 1945	June, 1957
Globe Indemnity Company	Glens Falls, N. Y.	291 Glen St.	May, 1849	May, 1883
Globe Security Insurance Company	New York, N. Y.	150 William St.	June, 1911	March, 1912
Government Employees Insurance Co.	Chicago, Ill.	309 West Jackson Blvd.	May, 1929	October, 1963
Grain Dealers Mutual Insurance Co.	Washington, D. C.	Vermont Ave. & K St.	November, 1937	September, 1951
Grange Insurance Association	Indianapolis, Ind.	1752 No. Meridian St.	December, 1902	May, 1916
Granite State Insurance Company	Seattle, Wash.	2717 Third Avenue	August, 1931	July, 1956
Great American Insurance Company	Manchester, N. H.	1750 Elm St.	July, 1885	November, 1910
	New York, N. Y.	99 John St.	March, 1872	April, 1883

*U. S. Branch Office. ¹Readmitted. ²Reincorporated. ³Mail Address. ⁴Executive and Mail Address. ⁶Withdrew January 18, 1965.

TABLE 1 — MULTIPLE LINE COMPANIES — Continued

Corporate Name of Company	Home Office	Location	Incorporated	Admitted To Colorado
Great Central Insurance Company	Peoria, Ill.	3625 N. Sheridan Rd.	February, 1948	March, 1948
Guarantee Insurance Company	Los Angeles, Calif.	1671 Wilshire Blvd.	February, 1942	May, 1948
Guaranty Security Insurance Company	Minneapolis, Minn.	100 Franklin Ave.	October, 1940	January, 1913
Gulf Insurance Company	Dallas, Tex.	3015 Cedar Springs Road	October, 1925	May, 1936
Hanover Insurance Company, The	New York, N. Y.	111 John St.	April, 1852	May, 1883
Harbor Insurance Company	Los Angeles, Calif.	3450 Wilshire Blvd.	February, 1946	October, 1954
Hardware Dealers Mutual Fire Insurance Company	Stevens Point, Wis.	200-208 Strongs Ave.	June, 1903	September, 1920
Hardware Mutual Casualty Company	Stevens Point, Wis.	200 Strongs Ave.	December, 1913	June, 1926
Harford Mutual Insurance Company, The	Bel Air, Md.	200 North Main St.	1842	December, 1956
Hartford Accident and Indemnity Co.	Hartford, Conn.	690 Asylum Ave.	August, 1913	October, 1914
Hartford Fire Insurance Company	Hartford, Conn.	690 Asylum Ave.	May, 1810	May, 1883
Hartford Steam Boiler Inspection and Insurance Company, The	Hartford, Conn.	56 Prospect St.	June, 1866	May, 1888
Hawkeye-Security Insurance Company	Des Moines, Iowa	1017 Walnut St.	September, 1919	May, 1940
Highland Insurance Company	Houston, Texas	4100 Clinton Drive	December, 1957	December, 1963
Home Fire and Marine Insurance Company of California	San Francisco, Calif.	3333 California St.	September, 1864	March, 1918
Home Indemnity Company, The	New York, N. Y.	59 Maiden Lane	April, 1930	August, 1930
Home Insurance Company, The	New York, N. Y.	59 Maiden Lane	March, 1853	May, 1883
Houston Fire and Casualty Insurance Co.	Ft. Worth, Texas	2009 So. Main St.	May, 1934	August, 1948
Imperial Casualty and Indemnity Co.	Omaha, Nebr.	14th & Farnum Sts.	December, 1954	December, 1957
Indiana Lumbermens Mutual Insurance Company	Indianapolis, Ind.	429 N. Pennsylvania St.	April, 1897	November, 1929
Industrial Indemnity Company	San Francisco, Calif.	155 Sansome St.	November, 1920	September, 1953
Insurance Company of North America	Philadelphia, Pa.	1600 Arch St.	April, 1794	May, 1883
Insurance Company of St. Louis	St. Louis, Missouri	4144 Lindell Blvd.	January, 1950	July, 1957
Insurance Company of the State of Pennsylvania, The	Philadelphia, Pa.	1500 Walnut St.	December, 1913	June, 1911
	New York, N. Y.	102 Maiden Lane		
	Tulsa, Okla.	Dowell Bldg.		
Insurors Indemnity & Insurance Co.	Ft. Worth, Texas	P. O. Box 1869	September, 1927	September, 1949
International Insurance Company	New York, N. Y.	110 William St.	March, 1909	May, 1909
International Service Insurance Co.	Fort Worth, Texas	1401 W. Lancaster	September, 1948	June, 1955

Iowa Mutual Insurance Company	De Witt, Iowa	509 Ninth Street	1920	April, 1944
Iowa National Mutual Insurance Co.	Cedar Rapids, Iowa	518 2nd Ave., S.E.	September, 1909	April, 1938
Jersey Insurance Company of New York	New York, N. Y.	12 Gold St.	August, 1938	November, 1946
Kansas City Fire and Marine Insurance Company	³ Glens Falls, N. Y.	291 Glen Street	} July, 1929	} May, 1934
	Kansas City, Mo.	301 West 11th St.		
Liberty Mutual Fire Insurance Company	Boston, Mass.	175 Berkeley St.	October, 1908	August, 1929
Liberty Mutual Insurance Company	Boston, Mass.	175 Berkeley St.	January, 1912	June, 1922
Liverpool and London and Globe Insurance Company, Limited, The	Liverpool, England	} 150 William St.	} 1836	} May, 1883
	*New York, N. Y.			
London Assurance, The	London, England	} 90 John Street	} 1720	} May, 1883
	*New York, N. Y.			
London Guarantee and Accident Company, Limited	London, England	} 1180 Ave. of Americas	} May, 1869	} February, 1893
	*New York, N. Y.			
London & Lancashire Insurance Company, Limited, The	London, England	} 150 William St.	} December, 1861	} May, 1883
	*New York, N. Y.			
Lumbermens Mutual Casualty Company	Chicago, Ill.	20 No. Wacker Drive	} November, 1912	} January, 1920
	³ Chicago, Ill.	Shrdn. Rd. Lwrnce Ave.		
Lumbermen's Mutual Insurance Co., The	Mansfield, Ohio	Lumbermen's Heights	September, 1895	December, 1919
⁵ Maine Bonding and Casualty Company	Portland, Maine	434 Congress St.	August, 1939	March, 1956
Manhattan Fire and Marine Insurance Company, The	New York, N. Y.	111 John St.	December, 1923	May, 1924
Manufacturers Mutual Fire Insurance Co.	Providence, R. I.	1500 Turks Head Bldg.	1835	December, 1950
Marine Insurance Company, Limited	London, England	} 150 William St.	} July, 1836	} April, 1915
	*New York, N. Y.			
Maritime Insurance Company, Limited	Liverpool, England	} 111 John St.	} February, 1864	} September, 1950
	*New York, N. Y.			
Maryland Casualty Company	Baltimore, Md.	701 West 40th St.	February, 1898	¹ June, 1909
Massachusetts Bay Insurance Company	Boston, Mass.	10 Post Office Square	June, 1956	July, 1959
⁶ Mercantile Insurance Company of America, The	New York, N. Y.	200 Park Ave.	July, 1897	March, 1908
Merchants Fire Assurance Corporation of New York	New York, N. Y.	100 Maiden Lane	February, 1910	December, 1910
Metropolitan Fire Assurance Company	New York, N. Y.	61 Broadway	} June, 1932	} April, 1935
	³ Hartford, Conn.	95 Woodland Street		

*U. S. Branch Office. ¹Readmitted. ²Reincorporated. ³Mail Address. ⁴Executive and Mail Address. ⁵Withdrawn as of December 31, 1964. Filed in this office May 4, 1965. ⁶Merged with and into Commercial Union Insurance Company of New York as of December 31, 1964. ⁷Reincorporated October, 1940.

TABLE 1 — MULTIPLE LINE COMPANIES — Continued

Corporate Name of Company	Home Office	Location	Incorporated	Admitted To Colorado
Michigan Millers Mutual Insurance Co. . . .	Lansing, Mich.	2425 E. Grand Riv. Ave. . . .	November, 1881	October, 1917
Michigan Mutual Liability Company	Detroit, Mich.	28 West Adams Ave.	² September, 1918	December, 1949
Mid-Century Insurance Company	Los Angeles, Calif.	4680 Wilshire Blvd.	December, 1949	September, 1953
Mid-Continent Casualty Company	Tulsa, Okla.	Mid-Continent Bldg.	February, 1947	August, 1953
Mid-Continent Insurance Company	Lubbock, Texas	2000 Fourth St.	February, 1949	March, 1955
Midwest Mutual Insurance Company	Des Moines, Iowa	6000 Grand Ave.	July, 1948	December, 1959
Midwestern Insurance Company	Tulsa, Okla.	619 So. Main St.	June, 1948	November, 1957
Millers Mutual Fire Ins. Co. of Texas	Fort Worth, Texas	Millers Mutual Bldg.	March, 1898	July, 1924
Millers' Mutual Insurance Assn. of Illinois . .	Alton, Ill.	320 Easton St.	September, 1877	July, 1922
Millers National Insurance Company	Chicago, Ill.	29 No. Wacker Drive	February, 1865	June, 1913
Mill Owners Mutual Insurance Company	Des Moines, Iowa	2015 Grand Ave.	1875	June, 1924
Milwaukee Insurance Company of Milwaukee, Wis.	{ Milwaukee, Wis. Chicago, Ill.	{ 411 W. Michigan St. 360 West Jackson Blvd.	{ February, 1852 December, 1949	{ May, 1883 June, 1955
Minnehoma Insurance Company	Tulsa, Okla.	1903 No. Sheridan Rd.	December, 1949	June, 1955
Mission Insurance Company	Los Angeles, Calif.	300 So. Hobart Blvd.	June, 1948	October, 1961
Monarch Insurance Company of Ohio, The	{ Columbus, Ohio New York, N. Y.	{ 8 East Long St. 19 Rector St.	{ September, 1864 October, 1928	{ July, 1922 September, 1960
Motor Club of America Insurance Co.	Newark, N. J.	449 Central Ave.	October, 1928	September, 1960
Mutual Boiler and Machinery Insurance Company	Waltham, Mass.	225 Wyman St.	April, 1877	November, 1949
National American Insurance Company	Omaha, Nebr.	3201 Farnam St.	April, 1919	March, 1924
National Automobile and Casualty Insurance Company	Los Angeles, Calif.	639 So. Spring St.	March, 1919	October, 1943
National-Ben Franklin Insurance Company of Pittsburgh, Pa.	{ Pittsburgh, Pa. Chicago, Ill.	{ 200 South Craig St. 360 West Jackson Blvd.	{ December, 1910 December, 1904	{ December, 1910 January, 1905
National Casualty Company	Detroit, Michigan	1100 Griswold Bldg.	December, 1904	January, 1905
National Farmers Union Property and Casualty Company	{ Salt Lake City, Utah Denver, Colorado	{ 580 West 13th South 1575 Sherman St.	{ June, 1945 June, 1869	{ September, 1945 May, 1883
National Fire Insurance Co. of Hartford . . .	Hartford, Conn.	1000 Asylum Ave.	June, 1869	May, 1883
National Indemnity Company	Omaha, Nebraska	3024 Harney St.	April, 1940	December, 1961
National Mutual Insurance Company, The . . .	Celina, Ohio	315 South Main St.	September, 1914	September, 1947
National Reinsurance Corporation, The	New York, N. Y.	123 William St.	April, 1806	May, 1923
National Standard Insurance Company	Houston, Texas	700 Rusk Bldg.	March, 1947	January, 1962

National Surety Corporation	{ ⁴ San Francisco, Calif. 3333 California St. }		
National Union Fire Insurance Company of Pittsburgh, Pa.	{New York, N. Y. 110 William Street }	April, 1933	May, 1933
Nationwide Mutual Fire Insurance Co.	Pittsburgh, Pa. 139 University Place	February, 1901	November, 1902
Nationwide Mutual Insurance Co.	Columbus, Ohio 246 No. High St.	December, 1933	April, 1957
Newark Insurance Company	{Columbus, Ohio 246 No. High St. }	December, 1925	April, 1957
New Amsterdam Casualty Company	{East Orange, N. J. 91 So. Harrison St. }	November, 1811	December, 1912
New Hampshire Insurance Company	{ ³ New York, N. Y. 150 William St. }		
New York Fire Insurance Company	{New York, N. Y. 100 William St. }		
New York Underwriters Insurance Company	{ ⁴ Hartford, Conn. 1000 Asylum Ave. }	December, 1898	¹ September, 1914
Niagara Fire Insurance Company	{Manchester, N. H. 1750 Elm St. }	July, 1869	May, 1883
North American Reinsurance Corporation	{New York, N. Y. 92 William St. }	August, 1832	¹ May, 1925
Northeastern Insurance Company of Hartford	{New York, N. Y. 123 William St. }		
Northern Assurance Co. of America, The	{ ³ Hartford, Conn. 690 Asylum Ave. }	August, 1925	December, 1925
Northern Insurance Co. of New York	{New York, N. Y. 80 Maiden Lane }		
Northland Insurance Company	{ ³ Chicago, Ill. 360 Jackson Blvd. }	July, 1850	April, 1883
North River Insurance Company, The	{New York, N. Y. 161 East 42nd St. }	July, 1940	October, 1940
Northwestern Mutual Insurance Company	{Hartford, Conn. 242 Trumbull St. }		
Northwestern National Casualty Company	{ ⁴ Des Moines, Iowa 1017 Walnut St. }	April, 1915	May, 1919
Northwestern National Insurance Company of Milwaukee, Wis.	{Boston, Mass. 110 Milk St. }	November, 1954	December, 1954
Northwestern Security Ins. Co.	{New York, N. Y. 83 Maiden Lane }	² February, 1927	May, 1912
Occidental Fire and Casualty Company	{St. Paul, Minn. Hamm Bldg. }	January, 1948	September, 1959
Ohio Casualty Insurance Company, The	{New York, N. Y. 110 William St. }	February, 1822	August, 1903
Ohio Farmers Insurance Company	{Seattle, Wash. 217 Pine St. }	April, 1901	January, 1918
Old Colony Insurance Company	{Wilmington, Del. 7 West 10th St. }	March, 1930	October, 1940
Old Republic Insurance Company	{Milwaukee, Wis. 731 No. Jackson St. }	February, 1869	April, 1883
Olympic Insurance Company	{Seattle, Wash. 217 Pine Street }	September, 1960	August, 1962
	{Raleigh, N. C. 1001 Wade Ave. }		
	{ ⁴ Denver; Colo. 200 Fillmore St. }	October, 1961	December, 1961
	{Hamilton, Ohio 136 N. Third St. }	November, 1919	May, 1926
	{Le Roy, Ohio}	February, 1848	August, 1915
	{Boston, Mass. 87 Kilby St. }	June, 1906	April, 1911
	{Greensburg, Pa. 414 West Pittsburgh }	April, 1935	May, 1954
	{Los Angeles, Calif. 1150 So. Olive St. }	November, 1944	June, 1956

^{*}U. S. Branch Office. ¹Readmitted. ²Reincorporated. ³Mail Address. ⁴Executive and Mail Address.

TABLE 1 — MULTIPLE LINE COMPANIES — Continued

Corporate Name of Company	Home Office	Location	Incorporated	Admitted To Colorado
Pacific Employers Insurance Company....	Los Angeles, Calif.	4050 Wilshire Blvd.	July, 1923	September, 1940
Pacific Indemnity Company	Los Angeles, Calif.	3200 Wilshire Blvd.	January, 1926	May, 1950
Pacific Insurance Company of New York ..	New York, N. Y.	12 Gold St.	April, 1851	December, 1937
Pan American Fire & Casualty Company ..	Houston, Texas	2905 Louisiana	November, 1947	October, 1951
Peerless Insurance Company	Keene, N. H.	62 Maple Avenue	March, 1901	May, 1939
Pennsylvania General Insurance Company ..	Philadelphia, Pa.	414 Walnut St.	August, 1955	July, 1963
Pennsylvania Insurance Company, The.....	Philadelphia, Pa.	508-10 Walnut St.	January, 1825	May, 1883
	San Francisco, Calif.	315 Montgomery St.		
Pennsylvania Lumbermens Mutual Insurance Company	Philadelphia, Pa.	211 So. Broad St.	February, 1895	September, 1931
Pennsylvania Millers Mutual Insurance Company	Wilkes-Barre, Pa.	72 No. Franklin St.	January, 1887	January, 1921
Philadelphia Manufacturers Mutual Insurance Company	Philadelphia, Pa.	121 So. Broad St.	August, 1880	October, 1951
Phoenix Assurance Company of New York ..	New York, N. Y.	1180 Ave. of Americas ..	February, 1922	June, 1929
Phoenix Insurance Company, The.....	Hartford, Conn.	61 Woodland St.	May, 1854	May, 1883
Plains Insurance Company	Cimarron, Kansas	Main Street	July, 1948	January, 1962
Planet Insurance Company	Madison, Wisc.	117 East Wilson St.	April, 1959	April, 1963
Potomac Insurance Company	Philadelphia, Pa.	414 Walnut St.	June, 1956	November, 1956
Preferred Fire Insurance Company	Topeka, Kansas	701 Jackson St.	April, 1917	March, 1941
Preferred Risk Mutual Insurance Co.	Des Moines, Iowa	6000 Grand Ave.	December, 1946	March, 1952
Premier Insurance Company	San Francisco, Calif.	519 California St.	June, 1941	May, 1961
Protection Mutual Insurance Company	Park Ridge, Ill.	Executive Place	August 1887	September, 1950
Protective National Ins. Co. of Omaha, The	Omaha, Nebr.	700 South 72nd St.	September, 1958	July, 1959
Providence Washington Insurance Co.....	Providence, R. I.	20 Washington Place	1799	May, 1883
Provident Insurance Co. of New York	Short Hills, N. J.	1266 Morris Turnpike	March, 1958	May, 1958
Queen Insurance Company of America.....	New York, N. Y.	150 William St.	September, 1891	October, 1891
Reinsurance Corp. of New York, The.....	New York, N. Y.	99 John St.	December, 1936	July, 1938
Reliable Insurance Company	Dayton, Ohio	2301 Far Hills Ave.	February, 1865	December, 1920
	Chicago, Ill.	222 West Adams Street ..		
Reliance Insurance Company	Philadelphia, Pa.	401 Walnut St.	March, 1820	May, 1883
Republic Insurance Company	Dallas, Texas	2727 Turtle Creek Blvd. ..	April, 1919	October, 1928
Reserve Insurance Company	Chicago, Ill.	209 W. Jackson Blvd.	September, 1945	November, 1945

Resolute Insurance Company.....	{ Providence, R. I. 111 Westminster St. }		
	{ *Hartford, Conn. 163 Asylum St. }	April, 1926	¹ February, 1947
Royal Exchange Assurance, The	{ London, England		
	{ Short Hills, N. J. 1266 Morris Turnpike	June, 1720	May, 1892
Royal Indemnity Company	{ New York, N. Y. 150 William St. }	September, 1910	April, 1911
Royal Insurance Company, Limited.....	{ Liverpool, England		
	{ *New York, N. Y. 150 William St. }	May, 1845	June, 1883
Safeco Insurance Company of America ...	{ Seattle, Wash. 4347 Brooklyn Ave. N.E. }	September, 1953	November, 1953
Safeguard Insurance Company	{ Hartford, Conn. 20-22 Trinity St. }	June, 1867	April, 1883
St. Louis Fire & Marine Insurance Co.	{ St. Louis, Mo. 4144 Lindell Blvd. }	June, 1929	¹ January, 1952
St. Paul Fire and Marine Insurance Co.	{ St. Paul, Minn. 385 Washington St. }	May, 1865	May, 1883
St. Paul Mercury Insurance Company	{ St. Paul, Minn. 385 Washington St. }	April, 1925	June, 1925
Seaboard Fire & Marine Insurance Co.	{ New York, N. Y. 80 Maiden Lane		
	{ *Chicago, Ill. 360 W. Jackson Blvd. }	January 1929	November, 1929
Seaboard Surety Company	{ New York, N. Y. 100 William St. }	November, 1927	April, 1940
Sea Insurance Company, Limited, The	{ Liverpool, England		
	{ *New York, N. Y. 90 John St. }	December, 1875	November, 1956
Security Insurance Co of New Haven	{ Hartford, Conn. 1000 Asylum Ave. }	May, 1841	February, 1886
Security Mutual Casualty Company	{ Chicago, Ill. 309 W. Jackson Blvd. }	August, 1913	May, 1922
Security National Insurance Co.	{ Dallas, Texas 2000 Ross Avenue	July, 1924	September, 1962
Select Insurance Company	{ Dallas, Texas 3015 Cedar Spgs. Road	March, 1955	September, 1960
Sentinel Indemnity Company	{ Dallas, Texas 825 Olive Street	August, 1955	December, 1955
South Carolina Insurance Company	{ Columbia, S. C. 1400 Main St. }	June, 1910	April, 1919
Southern Fire & Casualty Company	{ Knoxville, Tenn. 4277 Lyons View Pike	January, 1934	July, 1959
Standard Fire Insurance Company, The	{ Hartford, Conn. 151 Farmington Ave. }	July, 1905	December, 1911
Standard Marine Insurance Company, Limited	{ Liverpool, England		
	{ *New York, N. Y. 59 John St. }	December, 1871	August, 1925
State Farm Fire and Casualty Company	{ Bloomington, Ill. East & Washington Sts. }	June, 1935	September, 1937
State Farm General Insurance Company	{ Bloomington, Ill. 112 Washington St. }	April, 1962	February, 1963
State Farm Mutual Automobile Insurance Company	{ Bloomington, Ill. 112 E. Washington St. }	March, 1922	May, 1927
Stonewall Insurance Company	{ Birmingham, Ala. 1804 Seventh Ave. No. }	February, 1866	March, 1958
Stuyvesant Insurance Company, The	{ New York, N. Y. 99 John St. }		
	{ *Allentown, Pa. 1105 Hamilton St. }	November, 1850	December, 1945
Sun Insurance Company of New York	{ New York, N. Y. 55 Fifth Avenue	December 1922	January, 1924

*U. S. Branch Office. ¹Readmitted. ²Mail Address. ⁴Executive and Mail Address.

TABLE 1 — MULTIPLE LINE COMPANIES — Continued

Corporate Name of Company	Home Office	Location	Incorporated	Admitted To Colorado
Sun Insurance Office, Limited	London, England			
	Short Hills, N. J.	1266 Morris Turnpike	1710	March, 1883
Superior Insurance Company	Dallas, Texas	825 Olive Street	April, 1944	September, 1946
Superior Risk Insurance Company	LeRoy, Ohio		July, 1929	January, 1945
Swiss National Insurance Company, U.S.A.	Miami, Fla.	901 N.E. 2nd Ave.	September, 1963	June, 1964
Swiss Reinsurance Company	Zurich, Switzerland			
	*New York, N. Y.	161 East 42nd St.	December, 1863	November, 1910
"Switzerland" General Insurance Company, Limited	Zurich, Switzerland			
	*New York, N. Y.	75 Fulton St.	1869	March, 1936
Thames and Mersey Marine Insurance Co., Ltd.	Liverpool, England			
	*New York, N. Y.	150 William St.	February, 1866	March, 1958
Town Mutual Dwelling Insurance Co.	Des Moines, Iowa	700 Fourth St.	1892	April, 1934
Transamerica Insurance Company	Los Angeles, Calif.	1151 So. Broadway		
	³ San Francisco, Calif.	433 California St.	March, 1911	March, 1932
	New York, N. Y.	76 William St.		
Transcontinental Insurance Company	³ Chicago, Ill.	310 S. Michigan Ave.	August, 1925	March, 1926
Transit Casualty Company	St. Louis, Mo.	901 Washington Ave.	May, 1945	¹ November, 1957
Transport Indemnity Company	Los Angeles, Calif.	3670 Wilshire Blvd.	November, 1949	February, 1950
Transport Insurance Company	Dallas, Texas	4100 Harry Hines Blvd.	June, 1950	January, 1955
Transportation Insurance Company	Chicago, Ill.	310 So. Michigan Ave.	February, 1938	March, 1943
Travelers Indemnity Company, The	Hartford, Conn.	700 Main St.	March, 1903	July, 1907
Trinity-Universal Insurance Company	Dallas, Texas	2000 Ross Ave.	January, 1926	December, 1927
Tri-State Insurance Company	Tulsa, Oklahoma	619 So. Main	December, 1933	October, 1947
Twin City Fire Insurance Company	Minneapolis, Minn.	15 So. Ninth St.		
	³ Hartford, Conn.	690 Asylum St.	² December, 1940	August, 1924
Underwriters Insurance Co.	Chicago, Ill.	4210 Peterson Ave.	May, 1945	August, 1951
Union Insurance Company (Mutual)	Lincoln, Nebr.	14th & Que Sts.	1886	August, 1921
Union Mutual Insurance Company of Providence	Providence, R. I.	150 So. Main St.	May, 1863	June, 1952
United Fire & Casualty Company	Cedar Rapids, Iowa	810 First Ave., East	January, 1946	April, 1951
United Pacific Insurance Company	Tacoma, Wash.	728 St. Helens Ave.	March, 1928	May, 1945
United States Casualty Company	New York, N. Y.	100 William St.		
	New Haven, Conn.	3175 Whitney Ave.	May, 1895	June, 1895

United States Fidelity and Guaranty Co.	Baltimore, Md.	Calvert & Redwood Sts.	March, 1896	May, 1897
United States Fire Insurance Company	New York, N. Y.	110 William St.	April, 1824	¹ March, 1907
Universal Surety Company	Lincoln, Nebr.	1111 "J" Street	May, 1947	May, 1957
Universal Underwriters Insurance Co.	Kansas City, Mo.	5115 Oak Street	November, 1949	March, 1951
Utah Home Fire Insurance Company	Salt Lake City, Utah	47 W. So. Temple St.	September, 1886	April, 1910
Utica Mutual Insurance Company	Utica, N. Y.	258 Genesee St.	February, 1914	December, 1960
Valley Forge Insurance Company	Reading, Pa.	412 Washington St.	April, 1944	July, 1944
Vanguard Insurance Company	Dallas, Texas	2727 Turtle Creek Blvd.	November, 1945	December, 1953
Vigilant Insurance Company	New York, N. Y.	90 John St.	July, 1939	June, 1948
Washington Fire and Marine Insurance Company	St. Louis, Missouri	4144 Lindell Blvd.	January, 1940	August, 1953
Washington General Insurance Corp.	New York, N. Y.	111 John Street	November, 1954	March, 1959
West American Insurance Company	{ Los Angeles, Calif.	208 West 8th St.	} May, 1923	} March, 1946
	{ Hamilton, Ohio	136 North Third St.		
Westchester Fire Insurance Company	New York, N. Y.	110 William St.	² June, 1920	May, 1884
Western Casualty and Surety Co., The	Fort Scott, Kansas	14 East First St.	May, 1924	March, 1925
Western Fire Insurance Company, The	Fort Scott, Kansas	14 East First St.	December, 1925	June, 1927
Western Mutual Insurance Company	Des Moines, Iowa	616 10th St.	1907	December, 1945
Western Pacific Insurance Company	Seattle, Wash.	7107 Woodlawn Ave.	September, 1950	June, 1960
Wolverine Insurance Company	Battle Creek, Mich.	70 West Michigan Ave.	June 1927	November, 1951
Worcester Mutual Fire Insurance Co.	Worcester, Mass.	440 Lincoln St.	February, 1823	May, 1956
Yorkshire Insurance Company of New York, The	{ New York, N. Y.	80 Maiden Lane	} May, 1926	} ¹ April, 1951
	{ Chicago, Ill.	360 W. Jackson Blvd.		
	{ Zurich, Switzerland			
Zurich Insurance Company	{ Chicago, Ill.	111 W. Jackson Blvd.	1872	May, 1923

*U. S. Branch Office. ¹Readmitted. ²Reincorporated. ³Mail Address. ⁴Executive and Mail Address.

**TABLE 2 — MULTIPLE LINE
Financial Statement**

NAME OF COMPANY	Assets	Liabilities Except Capital and Surplus	Capital or Guaranty Fund	Surplus
DOMESTIC:				
Colorado Farm Bureau Mutual Insurance Company..	\$ 3,368,649	\$ 1,628,596	\$ 400,000	\$ 1,340,053
FOREIGN:				
Accident and Casualty Ins. Co. of Winterthur, Switzerland	56,721,248	44,631,133	850,000	11,240,115
Aetna Casualty and Surety Company	1,040,724,053	665,062,648	25,000,000	350,661,405
Aetna Insurance Company	420,547,638	292,039,040	10,000,000	118,508,598
Affiliated F M Insurance Company	25,549,553	16,161,954	1,500,000	7,887,599
Agriculture Insurance Company	57,874,999	36,298,674	4,875,900	16,700,425
Albany Insurance Company	5,101,194	1,902,176	1,000,000	2,199,018
Alliance Mutual Casualty Company	8,420,040	5,661,903	---	2,758,137
Allied Mutual Insurance Company	35,034,673	20,699,253	1,000,000	13,365,420
Allstate Insurance Company	1,143,230,669	806,792,825	3,000,000	333,437,844
Amco Insurance Company	1,455,385	571,912	400,000	483,473
American Automobile Insurance Company	120,874,963	80,931,038	3,500,000	36,443,925
American Bankers Ins. Company of Florida	24,001,867	18,998,573	1,620,000	3,383,294
American Casualty Co. of Reading, Pennsylvania	94,987,595	62,767,546	2,000,000	30,220,049
American Central Insurance Company	25,274,000	15,298,844	2,000,000	7,975,156
American Druggists Insurance Company	6,226,816	2,085,240	1,000,000	3,141,576
American Empire Insurance Co. of South Dakota	3,037,264	12,652	1,000,000	2,024,612
American Employers' Insurance Company	132,619,825	93,387,218	2,000,000	39,232,607
American Equitable Assurance Co. of New York	74,369,089	32,516,373	2,500,000	39,352,715
American Family Mutual Insurance Company	55,464,066	35,265,251	750,000	19,448,812
American Fire and Casualty Company	26,763,211	18,924,153	1,886,953	5,952,465
American and Foreign Insurance Company	35,485,141	20,429,636	1,500,000	13,555,505
American General Insurance Company	209,025,378	22,013,514	11,672,052	175,339,812
American Guarantee and Liability Ins. Co.	25,590,344	14,197,699	1,500,000	9,892,644
American Hardware Mutual Insurance Company	29,490,825	22,969,189	500,000	6,021,636
American Home Assurance Company	63,545,343	37,605,260	1,945,918	23,994,163
American Insurance Company	256,874,277	136,496,961	10,501,770	109,875,546
American Indemnity Company	15,243,177	9,567,499	1,500,000	4,175,618
American Liberty Insurance Company	10,285,995	6,558,593	1,203,442	2,523,866
American Manufacturers Mutual Insurance Co.	28,316,366	19,816,366	1,000,000	7,500,000
American Motorists Insurance Company	137,232,394	119,532,574	5,849,910	11,849,910
American Mutual Insurance Company of Boston	20,919,540	12,283,810	500,000	8,135,730
American Mutual Liability Insurance Company	220,379,041	180,948,322	1,000,000	38,430,719
American National Fire Insurance Company	17,324,865	6,773,148	1,000,000	9,551,717
American Policyholders' Insurance Company	12,387,785	8,127,868	1,050,000	3,209,917
American Re-Insurance Company	223,589,086	163,370,677	7,921,725	48,296,684
American Road Insurance Company	74,278,335	18,460,856	1,500,000	54,317,479
American Star Insurance Company	4,286,999	2,630,600	1,000,000	656,399
American States Insurance Company	69,472,422	47,700,637	2,468,990	19,302,745
American Union Insurance Company of New York	4,362,562	698,497	1,500,000	2,164,065
American Universal Insurance Company	14,940,317	11,685,710	1,400,000	1,854,607
Argonaut Insurance Company	62,731,858	53,492,429	1,016,805	8,222,624
Arkwright Mutual Insurance Company	75,101,156	27,635,592	1,000,000	46,465,564
Associated Indemnity Corporation	31,268,951	20,689,060	1,500,000	9,079,891
Assurance Company of America	10,967,185	5,344,432	1,250,000	4,372,753
Atlantic Mutual Fire Insurance Company	4,008,032	2,028,648	500,000	1,479,384
Atlantic Mutual Insurance Company	118,326,238	75,538,884	3,000,000	39,787,354
Atlas Assurance Company Limited	16,878,195	8,452,738	500,000	7,925,457
Automobile Mutual Insurance Company of America	25,621,968	5,455,074	---	20,166,894
Autoplan Insurance Company	4,709,155	2,667,942	1,000,000	1,041,213

INSURANCE COMPANIES

Gain and Loss Exhibit

	Net Underwriting Gain or Loss	Investment and Other Income	Net Income After Federal Income Tax	Dividends to Policy-Holders	Dividends to Stockholders and Remittances to Home Office	Increase or Decrease In Surplus	LOSS RATIOS Losses Incurred to Premiums Earned Country-wide %	Colorado %
340,053	\$ -19,049	\$ 133,306	\$ 108,858	\$ ----	\$ ----	\$ 80,416	58.0	58.0
240,115	-5,224,938	1,985,499	-3,239,438	----	----	1,134,098	Reinsurance	
661,406	-1,820,832	27,189,414	26,307,103	1,678,326	7,132,964	54,937,196	56.7	56.9
508,588	-15,530,496	14,901,638	-748,741	68,159	3,031,492	3,718,666	61.5	37.0
887,588	-138,793	715,549	27,168	529,632	----	1,260,819	62.7	295.8
700,455	-1,155,380	2,792,177	1,338,504	----	682,626	3,324,398	59.1	26.0
199,018	-80,185	147,146	66,961	2,338	----	257,014	60.4	145.0
758,137	-55,340	305,095	183,293	64,462	----	265,656	57.4	49.6
365,420	147,468	816,510	685,729	185,423	----	1,333,742	55.6	48.5
437,844	5,646,623	47,636,953	46,633,490	3,850,086	27,000,000	26,236,173	58.0	60.3
483,473	-33,431	45,855	12,424	----	12,000	10,172	62.5	44.7
443,925	-2,048,942	7,997,641	5,718,082	257,325	21,000,000	-19,105,703	57.9	-12.7
383,284	-55,811	1,308,451	1,105,462	----	132,000	1,222,716	36.2	16.5
220,048	-2,552,039	1,574,668	1,007,338	29,967	----	1,796,953	69.6	46.8
975,156	-960,903	990,903	26,982	----	300,000	511,984	57.4	40.6
141,576	5,530	172,137	171,372	6,295	160,000	84,182	49.4	67.7
024,612	----	88,482	79,500	----	----	75,830	---	45.5
232,607	-3,895,993	6,043,014	2,147,031	58,690	1,770,000	2,591,556	57.3	40.7
352,715	-2,394,218	3,517,638	1,119,316	----	1,000,000	3,402,829	61.9	118.8
448,815	-635,230	1,606,275	966,346	----	----	1,823,931	65.9	---
952,465	-921,065	699,300	-100,431	----	333,053	4,239,247	63.9	2.7
555,505	-254,819	823,817	384,024	22,039	345,000	1,255,021	56.8	---
339,812	-550,320	3,919,141	3,118,770	370,418	3,766,123	146,546,274	58.13	134.2
892,645	-1,120,728	1,957,709	790,937	46,045	----	846,117	61.4	69.1
021,636	1,654,951	620,724	-343,095	2,618,770	----	92,592	52.2	59.0
994,165	-843,366	1,879,340	981,485	----	749,577	606,480	57.3	133.4
875,546	-3,414,903	29,051,437	25,039,988	428,875	26,464,461	-9,765,576	59.1	54.1
175,618	-829,414	943,997	114,582	----	67,500	130,716	62.0	43.0
523,960	-225,293	690,802	464,276	1,233	----	1,274,472	72.0	63.7
500,000	1,224,892	1,226,246	780,954	1,557,715	----	166,667	54.9	-4.6
849,910	776,901	4,785,196	1,244,987	4,297,540	344,112	2,229,410	50.4	58.2
135,730	-1,063,657	1,021,036	-359,690	317,070	7,000	-380,897	65.7	119.5
430,718	4,234,662	7,831,541	-2,079,954	14,146,157	----	1,602,889	66.0	172.9
551,717	-216,024	581,756	360,573	2,669	70,000	1,089,852	58.5	44.8
209,917	202,212	364,842	396,391	145,161	105,000	363,430	59.2	608.9
296,684	-5,144,563	6,424,825	1,719,382	----	2,375,940	2,672,861	6.2	---
317,478	-2,223,893	2,251,750	25,963	----	----	1,638,344	62.9	57.8
656,388	-101,944	135,231	26,517	6,770	----	5,051	55.0	---
302,745	-1,265,106	1,473,179	672,421	----	308,630	----	51.9	58.1
164,065	-272,395	171,868	-8,216	----	----	-4,005,130	Reinsurance	
854,607	-467,934	279,448	-215,483	26,997	75,000	337,697	57.7	49.4
222,620	3,036,419	1,399,326	1,702,228	1,733,516	305,042	1,712,243	59.0	138.0
465,564	-891,284	2,284,520	1,367,841	----	----	4,283,018	74.3	21.4
079,881	-512,235	972,329	-51,561	64,331	5,000,000	-4,758,610	70.6	69.7
372,753	-316,533	463,551	101,255	45,763	----	289,207	56.4	30.2
479,384	-401,872	346,601	-334,660	249,389	----	533,709	66.0	488.6
787,384	-859,401	3,425,616	84,893	2,643,502	----	2,544,733	56.8	45.7
925,457	-232,472	426,764	194,292	----	9,863	256,028	60.6	155.1
166,894	1,728,132	631,675	585,969	1,689,931	----	2,181,967	32.5	32.4
041,215	-158,267	162,140	19,008	22,881	----	50,010	56.4	---

**TABLE 2 — MULTIPLE LINE
Financial Statement**

NAME OF COMPANY	Liabilities Except Capital and Surplus		Capital or Guaranty Fund	Surplus
	Assets			
Badger Mutual Insurance Company	10,520,931	8,509,470	500,000	1,361,461
Balboa Insurance Company	12,202,556	8,089,179	—	2,613,377
Bankers Multiple Line Insurance Company	10,445,536	5,083,136	1,320,000	4,042,401
Bankers and Shippers Insurance Co. of New York	29,863,798	16,891,577	1,500,000	11,472,221
Beneficial Fire and Casualty Insurance Co.	11,012,711	5,520,754	1,000,000	4,491,957
Birmingham Fire Ins. Co. of Pennsylvania	15,811,063	8,560,396	1,000,000	6,250,667
Bituminous Casualty Corporation	82,542,013	65,620,805	2,000,000	14,921,208
Bituminous Fire and Marine Insurance Company	2,900,838	913,175	1,000,000	987,663
Blackstone Mutual Insurance Company	73,986,620	34,315,019	500,000	39,171,601
Boston Indemnity Insurance Company	2,716,476	19,123	1,000,000	1,697,353
Boston Insurance Company	97,410,934	66,728,782	5,000,000	25,682,153
Boston Manufacturers Mutual Insurance Co.	90,557,540	36,018,190	500,000	54,039,348
British & Foreign Marine Insurance Co. Ltd.	22,455,905	13,014,454	500,000	8,941,451
Buffalo Insurance Company	17,598,126	12,385,623	1,600,000	3,612,503
California Insurance Company	14,365,148	8,120,289	2,000,000	4,244,858
Calvert Fire Insurance Company	80,178,965	31,459,496	2,500,000	46,219,468
Camden Fire Insurance Association	57,139,699	29,559,571	2,500,000	25,080,128
Canadian Indemnity Company	11,376,017	8,107,575	1,000,000	2,268,442
Canal Insurance Company	9,779,671	7,676,400	750,000	1,353,271
Carolina Casualty Insurance Company	8,096,322	6,240,709	1,120,000	535,613
Carriers Insurance Company	10,135,189	7,550,375	509,200	2,075,614
Celina Mutual Insurance Company	13,058,735	9,708,618	—	3,350,117
Centennial Insurance Company	34,780,977	25,157,011	1,500,000	8,123,968
Central Mutual Insurance Company	58,404,758	46,567,313	—	11,837,445
Central National Insurance Company of Omaha	19,353,584	12,982,186	1,000,000	5,371,389
Central Plains Insurance Company, Inc.	1,800,326	655,592	400,000	744,734
Central Surety and Insurance Corporation	24,355,055	14,398,915	2,000,000	7,956,144
Century Insurance Company Limited	13,973,891	4,029,217	500,000	9,444,674
Charter Oak Fire Insurance Company	51,554,575	37,343,292	2,000,000	12,211,283
Christiania General Insurance Corp. of New York	16,414,954	12,832,527	1,000,000	2,582,427
Cimarron Insurance Company, Inc.	3,603,050	2,580,503	500,000	522,547
Citizens Casualty Company of New York	16,659,432	12,837,647	1,299,956	2,521,829
Citizens Insurance Company of New Jersey	12,352,266	2,598,472	2,000,000	7,753,794
Civil Service Employees Insurance Company	18,614,381	13,256,407	1,350,313	4,007,661
Commercial Insurance Company	7,284,149	5,473,312	1,000,000	810,837
Commercial Insurance Company of Newark, N. J.	56,547,877	32,805,879	3,000,000	20,741,998
Commercial Standard Insurance Company	16,477,915	13,830,516	1,400,500	1,246,899
Commercial Union Insurance Company of New York	151,729,014	84,831,884	4,000,000	62,897,129
Connecticut Fire Insurance Company	80,463,427	383,000	2,000,000	78,080,427
Connecticut Indemnity Company	16,640,281	7,155,666	1,500,000	7,984,613
Consolidated Mutual Insurance Company	74,747,203	63,453,201	1,650,000	9,644,002
Continental Casualty Company	812,910,708	467,283,855	39,817,660	305,809,160
Continental Insurance Company	1,422,760,817	240,259,025	62,991,020	1,119,510,772
Druggists Mutual Insurance Company	1,575,470	454,952	—	1,120,518
Eagle Star Insurance Company Limited	15,848,667	8,680,934	500,000	6,667,733
Electric Mutual Liability Insurance Company	29,703,976	15,078,445	1,250,000	13,375,531
Emmco Insurance Company	52,313,821	32,610,285	1,200,000	18,503,536
Employers' Casualty Company	41,343,158	31,229,691	2,000,000	8,113,467
Employers' Fire Insurance Company	57,409,093	40,981,635	2,000,000	14,427,458
Employers' Liability Assurance Corp., Ltd.	242,954,265	172,261,187	2,045,000	68,648,079
Employers Mutual Casualty Company	64,905,120	46,464,625	750,000	17,690,495
Employers Mutual Fire Insurance Company	35,174,805	26,684,865	1,000,000	7,489,940
Employers Mutual Liability Ins. Co. of Wisconsin	352,467,994	260,645,682	1,700,000	90,122,312
Employers National Insurance Company	4,095,548	1,800,420	1,000,000	1,295,128

INSURANCE COMPANIES — Continued

Gain and Loss Exhibit

	Net Underwriting Gain or Loss	Investment and Other Income	Net Income After Federal Income Tax	Dividends to Policy-Holders	Dividends to Stockholders and Remittances to Home Office	Increase or Decrease in Surplus	LOSS RATIOS Losses Incurred to Premiums Earned	
							Country-wide %	Colorado %
31,461	-1,003,455	574,936	-480,274	51,755	---	-391,975	69.5	34.2
13,377	172,913	615,956	694,810	---	---	759,987	45.5	40.0
42,401	244,259	284,653	528,912	---	---	1,106,723	51.5	755.2
72,221	-1,488,937	1,683,913	242,903	4,776	390,000	713,620	70.6	71.6
91,957	-277,799	374,660	96,861	---	---	301,181	54.6	2.8
50,667	-631,999	531,393	-107,738	7,133	40,000	497,916	60.1	84.7
21,208	-1,498,009	2,310,548	655,329	228,058	320,000	922,664	62.5	77.8
37,683	850,796	91,097	117,456	747,085	---	117,468	72.4	396.9
71,601	-1,181,134	2,789,659	1,668,481	---	---	4,134,982	72.6	32.2
97,352	-26,462	99,129	125,736	---	---	132,917	59.5	20.5
82,153	-6,804,642	6,374,865	482,776	1,100	1,800,000	-4,981,530	60.1	.1
39,348	-1,974,303	2,672,832	518,975	157,130	---	4,139,658	78.6	153.9
41,451	-161,456	518,063	243,760	13,986	189,496	817,318	56.8	---
12,503	-1,107,912	877,727	-230,185	---	42,000	753,164	63.2	24.3
44,858	-508,521	435,618	74,700	---	150,000	305,158	57.4	52.4
19,468	1,277,621	5,139,817	4,907,153	---	2,500,000	1,465,826	71.5	56.4
80,128	-1,072,660	1,754,952	682,292	---	---	3,175,905	61.3	14.4
68,442	-166,435	256,054	89,619	---	201,563	-82,743	47.5	37.9
53,271	-55,077	255,251	200,175	---	---	19,839	63.5	84.9
35,613	-627,764	259,381	-373,072	---	127,664	---	83.0	48.8
75,614	594,193	220,141	293,048	179,212	---	471,064	64.1	68.4
50,117	-718,973	346,585	-268,075	17,587	---	-310,650	60.2	39.0
23,986	-262,939	1,004,607	-142,357	381,167	---	382,986	56.8	16.8
37,445	-1,976,623	4,632,697	-497,753	3,153,827	---	-2,965,882	52.7	27.3
71,388	-530,705	420,353	-126,879	7,845	---	241,695	52.3	18.9
44,734	-87,163	44,450	-18,568	---	---	122,678	47.2	51.1
56,141	-904,031	816,000	-91,224	3,194	250,000	534,520	57.4	---
44,674	131,069	587,644	521,960	---	271,380	410,057	---	---
11,283	-954,366	1,390,888	597,625	32,618	---	312,045	62.1	63.2
82,427	-620,472	463,856	-156,616	---	---	94,396	---	---
22,547	-102,520	53,480	-49,040	---	17,500	-87,060	60.0	73.2
21,828	-1,999,650	2,671,770	442,159	---	---	1,315,633	68.3	67.7
53,794	-171,283	394,449	222,343	823	256,000	1,288,996	61.4	57.1
07,681	189,909	516,469	534,579	822	215,556	382,185	63.0	60.8
10,837	438,938	51,766	246,899	---	130,000	55,131	51.4	25.4
41,986	-586,315	1,924,646	1,205,315	36,034	600,000	2,848,665	54.4	63.8
246,888	-1,945,986	553,067	-1,424,828	31,909	140,050	-1,275,316	60.5	246.9
397,130	-5,311,174	5,823,220	493,288	---	2,000,000	3,866,240	57.4	30.1
080,427	---	3,438,449	3,438,449	---	1,400,000	6,754,520	---	27.1
84,618	752,691	538,332	1,287,974	3,050	375,000	1,501,665	54.7	34.1
44,002	-2,209,339	1,684,323	-1,151,037	626,022	---	-800,749	55.0	20.5
309,180	-23,412,389	20,414,352	4,112,428	389,536	11,916,562	18,967,144	70.0	61.2
510,777	-3,517,888	219,413,199	211,724,673	147,000	28,975,869	113,521,702	54.4	31.6
120,513	163,810	41,999	41,855	165,009	---	54,740	36.3	11.9
367,783	-920,781	541,363	-355,091	---	---	185,966	68.1	21.3
375,533	3,964,865	921,193	829,554	3,964,865	---	1,844,147	44.6	29.1
503,583	596,854	2,420,041	1,926,895	600,000	2,147,138	---	69.7	61.5
113,467	1,629,732	1,169,786	1,332,733	1,686,230	395,000	948,210	54.6	50.3
427,455	-3,492,577	4,579,051	1,025,600	60,873	---	-526,537	63.4	44.1
648,078	-9,268,288	6,686,846	-2,812,329	230,886	1,975,924	6,795,881	61.5	16.0
690,488	-755,125	2,544,609	767,513	1,005,921	---	576,920	58.4	49.0
489,948	1,117,845	1,002,318	64,579	2,055,951	---	594,774	62.0	47.3
122,312	10,060,590	11,243,704	2,799,261	18,503,562	---	9,234,787	66.7	36.9
295,128	119,613	102,053	133,374	88,291	25,000	201,126	52.9	9.6

TABLE 2 — MULTIPLE LINE INSURANCE
Financial Statement

NAME OF COMPANY	Assets	Liabilities Except Capital and Surplus	Capital or Guaranty Fund	Surplus	Net Gain
Employers Reinsurance Corporation.....	124,590,124	79,435,687	4,200,000	40,954,437	
Equitable Fire and Marine Insurance Company.....	25,484,258	600	2,000,000	23,483,658	
Equity Mutual Insurance Company.....	4,556,935	3,709,968	----	846,967	
Excel Insurance Company.....	7,946,593	2,850,826	1,500,000	3,595,767	
Export Insurance Company.....	8,656,985	4,465,509	1,500,000	2,691,476	
Farm Bureau Mutual Insurance Company, Inc.....	17,888,905	10,641,062	----	7,247,843	
Farmers Alliance Mutual Insurance Company.....	8,600,350	5,414,209	500,000	3,186,141	
Farmers Elevator Mutual Insurance Company.....	12,541,592	8,853,154	750,000	3,688,438	
Farmers Fire Insurance Company.....	4,372,995	2,098,349	----	2,274,646	
Farmers Home Mutual Insurance Company.....	10,072,205	4,599,885	500,000	4,972,320	
Farmers and Merchants Insurance Company.....	2,546,620	869,799	1,000,000	676,821	
Farmers Mutual Hail Insurance Co. of Iowa.....	15,718,517	4,909,422	1,000,000	9,809,095	
Federal Insurance Company.....	303,593,204	137,388,320	13,986,828	152,218,086	
Federal Mutual Insurance Company.....	9,818,232	6,818,232	1,600,000	1,400,000	
Federated Mutual Implement and Hardware Ins. Co.....	44,853,365	35,123,193	500,000	9,230,172	
Fidelity and Casualty Company of New York.....	276,959,116	129,145,535	10,000,000	137,813,581	
Fidelity and Deposit Company of Maryland.....	109,051,887	34,444,795	5,000,000	69,607,092	
Fidelity and Guaranty Insurance Underwriters, Inc.....	9,108,984	3,733	1,000,000	8,105,251	
Fidelity-Phenix Insurance Company.....	92,533,105	45,105,253	10,000,000	37,427,852	
Fire and Casualty Insurance Company of Conn.....	18,685,716	14,702,766	1,000,000	2,982,950	
Fireman's Fund Insurance Company.....	858,994,915	459,610,986	15,318,799	384,065,129	
Firemen's Insurance Company of Newark, N. J.....	265,640,293	119,946,999	15,000,000	130,693,294	
Firemen's Mutual Insurance Company.....	125,516,539	61,143,876	750,000	63,622,663	
First National Insurance Company of America.....	19,391,799	7,413,749	2,000,000	9,978,050	
Florists' Mutual Insurance Company.....	6,206,024	3,279,053	1,000,000	1,926,971	
Foremost Insurance Company.....	16,093,716	14,089,722	750,000	1,253,994	
Fulton Insurance Company.....	2,991,529	378,445	1,200,000	1,413,084	
General Accident Fire & Life Assurance Corp., Ltd.....	231,492,305	128,329,864	1,050,000	102,112,441	
General Fire and Casualty Company.....	25,737,484	19,883,558	1,500,000	4,353,926	
General Guaranty Insurance Company.....	6,625,139	4,019,057	1,401,667	1,204,415	
General Insurance Company of America.....	287,631,682	135,140,695	2,000,000	150,490,987	
General Insurance Corporation.....	5,926,257	3,439,662	1,000,000	1,486,595	
General Reinsurance Corporation.....	265,154,487	174,140,129	7,260,000	83,754,358	
Germantown Insurance Company.....	11,690,982	1,994,731	1,789,200	7,907,051	
Glen Falls Insurance Company.....	235,340,886	157,216,427	7,000,000	71,124,459	
Globe Indemnity Company.....	157,730,006	91,018,946	2,500,000	64,211,059	
Globe Security Insurance Company.....	2,731,424	971,339	1,000,000	760,085	
Government Employees Insurance Company.....	171,884,359	124,447,770	12,676,380	5,760,209	
Grain Dealers Mutual Insurance Company.....	31,932,162	20,856,713	750,000	10,325,449	
Grange Insurance Association.....	8,710,887	5,764,985	----	2,945,902	
Granite State Insurance Company.....	4,720,077	Reinsurance	1,250,000	3,470,077	
Great American Insurance Company.....	523,411,528	230,376,380	15,501,145	277,534,003	
Great Central Insurance Company.....	14,844,534	10,689,789	1,716,000	2,438,745	
Guarantee Insurance Company.....	13,467,262	8,420,609	1,500,000	3,546,653	
Guaranty Security Insurance Company.....	6,372,004	4,299,498	1,456,642	615,864	
Gulf Insurance Company.....	105,376,209	42,986,148	4,500,000	57,890,061	
Hanover Insurance Company.....	182,054,038	124,269,388	12,371,120	45,413,530	
Harbor Insurance Company.....	10,349,541	7,579,526	1,000,000	1,770,015	
Hardware Dealers Mutual Fire Insurance Co.....	56,318,068	38,752,626	1,600,000	15,965,442	
Hardware Mutual Casualty Company.....	111,116,302	94,699,188	1,600,000	14,817,114	
Harford Mutual Insurance Company.....	8,520,155	5,558,574	500,000	2,461,581	
Hartford Accident and Indemnity Company.....	852,730,349	553,964,844	20,000,000	278,765,505	
Hartford Fire Insurance Company.....	894,505,135	263,721,738	55,000,000	575,783,397	
Hartford Steam Boiler Inspection & Insurance Co.....	108,904,997	50,497,407	4,000,000	54,407,590	

INSURANCE COMPANIES — Continued

Gain and Loss Exhibit

	Net Underwriting Gain or Loss	Investment and Other Income	Net Income After Federal Income Tax	Dividends to Policy- Holders	Dividends to Stockholders and Remit- tances to Home Office	Increase or Decrease In Surplus	LOSS RATIOS Losses Incurred to Premiums Earned	
							Country- wide %	Colo- rado %
	1,419,743	3,461,507	3,766,482	131,820	1,522,000	5,002,989	48.9	46.4
	----	816,907	816,907	-----	240,000	2,287,920	---	52.4
	54,160	81,442	11,225	124,378	-----	19,667	59.0	80.6
	-41,582	688,958	447,375	-----	-----	141,747	40.8	2.4
	-235,723	414,345	165,913	5,925	-----	-58,063	58.3	---
	-145,167	678,437	-52,132	-----	1,185	44,071	68.8	---
	-230,369	375,690	14,016	131,305	-----	127,252	58.5	34.1
	573,787	325,103	-902,555	1,831,382	-----	-280,474	64.0	26.9
	-360,156	277,463	-82,693	-----	-----	41,165	64.0	---
	-695,925	293,471	-393,303	3,786	-----	-398,260	61.7	38.6
	-23,723	38,803	10,689	4,391	-----	-44,205	54.9	19.3
	188,069	219,913	356,614	-----	-----	355,485	63.8	1.1
	-344,694	8,631,300	6,743,414	136,693	4,196,048	16,425,174	56.8	33.8
	-45,793	230,496	-----	-----	-----	-----	58.4	---
	1,128,228	1,020,378	-805,733	2,934,480	-----	83,138	59.7	27.5
	-2,345,259	10,941,419	7,993,051	46,138	4,200,000	17,168,511	54.4	98.4
	2,930,904	2,488,870	3,911,790	-----	2,200,000	7,376,850	21.7	21.6
	-----	252,172	248,439	-----	-----	848,833	62.9	14.6
	-820,841	2,524,237	1,631,742	16,148	1,000,000	7,540,961	54.4	36.5
	1,769,803	273,890	2,037,594	6,099	200,000	1,660,661	54.7	31.5
	-9,220,238	122,428,051	112,798,162	1,157,964	15,922,402	29,303,886	56.5	60.2
	-2,169,396	7,951,201	5,570,726	42,677	3,500,001	17,581,262	54.4	33.6
	-2,304,884	4,910,498	2,574,103	-----	-----	8,018,314	74.2	4.1
	60,799	699,576	622,708	-----	-----	533,737	57.1	49.8
	-94,507	222,049	-99,404	222,938	-----	-25,845	61.9	25.8
	-212,290	406,819	199,554	-----	-----	331,860	50.5	48.8
	-----	113,206	113,206	-----	-----	112,422	---	45.7
	-5,767,757	5,852,282	-88,084	56,033	3,500,000	6,947,686	61.3	52.7
	-2,463,925	390,431	948,469	-----	-----	-1,042,100	68.0	198.0
	-1,100,093	179,646	-920,448	-----	-----	-8,146	64.5	64.5
	3,691,098	9,070,348	8,101,072	2,795,434	2,610,000	17,727,909	49.1	44.6
	-151,471	130,487	14,823	15,649	50,000	548,304	60.5	79.0
	-1,225,537	8,323,359	6,805,987	-----	1,452,000	11,273,223	77.7	---
	-73,222	443,794	318,572	-----	130,152	976,563	46.8	23.1
	-5,506,168	5,490,415	-----	-----	1,400,000	4,761,264	57.6	49.2
	-1,135,639	3,662,218	1,714,649	98,329	1,625,000	5,404,833	56.8	32.9
	-83,038	82,986	-52	-----	-----	-23,538	51.0	80.2
	5,331,307	5,226,015	6,196,838	1,303,212	3,199,283	5,157,525	65.5	66.6
	-834,450	1,997,703	-1,077,612	2,239,740	-----	-1,602,865	56.8	20.2
	1,003,815	262,333	126,689	1,392,837	-----	643,000	55.5	65.5
	-----	645,558	645,558	-----	2,000,000	-1,767,842	---	12.1
	-6,846,414	17,798,638	10,786,175	86,290	6,970,180	34,748,102	58.5	37.0
	371,598	406,160	445,176	214,360	74,250	340,941	53.2	82.3
	-547,584	435,090	-165,432	-----	-----	83,755	50.5	232.3
	-240,447	-66,369	-380,272	73,457	66,390	-412,961	56.3	39.7
	-4,454,132	5,827,655	1,373,523	-----	875,000	1,812,406	59.7	49.2
	-9,026,156	7,652,120	-1,424,219	14,023	2,353,440	7,044,023	68.5	29.8
	305,659	218,962	342,670	-1,707	-----	359,150	55.7	17.1
	819,893	1,610,486	249,372	2,180,811	-----	425,127	64.2	33.8
	2,241,572	3,151,937	33,772	5,302,708	-----	207,924	64.0	75.0
	-92,846	337,080	100,175	143,996	-----	177,631	56.5	14.5
	1,810,345	22,253,771	23,192,848	871,268	10,000,000	48,173,052	55.8	29.2
	16,158,029	25,481,663	9,111,553	77,577	15,400,000	76,191,199	61.4	47.7
	-52,119	2,597,174	2,295,677	-----	1,200,000	3,362,739	34.2	24.0

TABLE 2 — MULTIPLE LINE
Financial Statement

NAME OF COMPANY	Assets	Liabilities Except Capital and Surplus	Capital or Guaranty Fund	Surplus
Hawkeye-Security Insurance Company-----	23,267,791	13,799,107	1,390,055	8,078,629
Highlands Insurance Company-----	6,827,512	4,480,815	1,000,000	1,346,697
Home Fire & Marine Insurance Co. of California-----	14,582,352	6,751,387	2,000,000	5,830,965
Home Indemnity Company-----	108,134,729	55,658,359	1,500,000	50,976,370
Home Insurance Company-----	808,043,926	428,412,374	22,336,885	357,294,667
Houston Fire and Casualty Insurance Company-----	18,312,070	8,595,716	1,750,000	7,966,354
Imperial Casualty & Indemnity Company-----	13,314,127	9,147,876	1,550,000	2,616,251
Indiana Lumbermens Mutual Insurance Company-----	28,901,929	23,844,291	875,000	5,057,638
Industrial Indemnity Company-----	78,638,309	63,470,298	2,018,080	13,149,931
Insurance Company of North America-----	1,646,032,860	811,580,687	55,168,335	779,283,838
Insurance Company of St. Louis-----	12,723,399	9,507,344	1,000,000	2,216,055
Insurance Company of the State of Pennsylvania-----	22,390,200	11,335,722	1,220,000	9,834,478
Insurors Indemnity & Insurance Company-----	2,517,738	1,086,751	500,000	930,987
International Insurance Company-----	23,312,915	9,791,139	2,000,000	11,521,776
International Service Insurance Company-----	17,919,586	13,857,727	1,000,000	3,061,859
Iowa Mutual Insurance Company-----	11,377,476	7,927,223	---	3,450,253
Iowa National Mutual Insurance Company-----	25,077,479	19,958,213	---	5,119,266
Jersey Insurance Company of New York-----	19,285,670	10,800,962	1,500,000	6,984,708
Kansas City Fire & Marine Insurance Company-----	16,670,342	11,789,700	1,700,000	3,180,642
Liberty Mutual Fire Insurance Company-----	105,421,692	77,403,159	750,000	27,268,533
Liberty Mutual Insurance Company-----	862,811,488	672,681,244	1,250,000	188,880,244
Liverpool and London and Globe Ins. Co., Ltd.-----	77,560,423	44,845,139	500,000	32,215,284
The London Assurance-----	13,663,375	5,691,342	500,000	7,477,033
London Guarantee and Accident Company, Ltd.-----	42,796,755	30,060,706	900,000	11,836,049
London & Lancashire Insurance Company, Ltd.-----	21,283,676	11,548,727	500,000	9,234,949
Lumbermens Mutual Casualty Company-----	365,002,757	290,002,757	---	75,000,000
Lumbermen's Mutual Insurance Company-----	24,495,735	19,311,867	500,000	4,683,868
Maine Bonding and Casualty Company-----	8,009,918	4,639,220	1,000,000	2,370,698
Manhattan Fire and Marine Insurance Company-----	39,488,534	25,263,551	2,500,000	11,724,963
Manufacturers Mutual Fire Insurance Company-----	129,066,586	43,437,764	750,000	84,878,822
Marine Insurance Company, Limited-----	15,154,918	7,116,905	500,000	7,538,013
Maritime Insurance Company, Limited-----	4,432,962	1,902,182	600,000	1,930,780
Maryland Casualty Company-----	351,193,531	197,099,464	3,386,766	150,707,301
Massachusetts Bay Insurance Company-----	3,689,353	429,717	1,000,000	2,259,636
Mercantile Insurance Company of America-----	71,420,934	35,997,287	2,000,000	33,423,647
Merchants Fire Assurance Corporation of N. Y.-----	106,722,930	28,946,708	6,126,250	71,649,972
Metropolitan Fire Assurance Company-----	16,942,917	14,376,730	640,000	1,926,187
Michigan Millers Mutual Insurance Company-----	35,966,958	24,433,784	1,000,000	10,533,174
Michigan Mutual Liability Company-----	96,653,665	87,249,189	1,000,000	8,404,476
Mid-Century Insurance Company-----	23,338,247	14,004,354	1,000,000	8,333,893
Mid-Continent Casualty Company-----	8,796,424	6,200,818	500,000	2,095,606
Mid-Continent Insurance Company-----	1,196,564	194,014	400,000	602,549
Midwest Mutual Insurance Company-----	3,852,243	2,439,858	100,000	1,312,385
Midwestern Insurance Company-----	1,655,242	582,619	412,500	660,123
Mill Owners Mutual Insurance Company-----	5,305,435	4,144,269	500,000	661,166
Millers Mutual Fire Insurance Company of Texas-----	20,136,257	14,771,781	500,000	4,864,476
Millers' Mutual Insurance Association of Illinois-----	26,501,961	13,439,848	1,000,000	12,062,013
Millers National Insurance Company-----	10,060,026	5,129,550	---	4,930,476
Milwaukee Insurance Co. of Milwaukee, Wisconsin-----	62,913,746	32,668,176	3,000,000	27,245,570
Minnehoma Insurance Company-----	3,022,171	1,795,601	800,000	426,570
Mission Insurance Company-----	16,846,957	13,951,095	1,073,455	1,822,407
Monarch Insurance Company of Ohio-----	43,000,493	22,845,105	2,072,488	18,082,900
Motor Club of America Insurance Company-----	9,994,083	6,214,650	1,000,000	2,729,433
Mutual Boiler and Machinery Insurance Company-----	37,523,388	19,258,254	875,000	17,390,134

INSURANCE COMPANIES — Continued

Gain and Loss Exhibit

	Net Underwriting Gain or Loss	Investment and Other Income	Net Income After Federal Income Tax	Dividends to Policy-Holders	Dividends to Stockholders and Remittances to Home Office	Increase or Decrease In Surplus	LOSS RATIOS Losses Incurred to Premiums Earned	Country-wide %	Colorado %
1,078,629	-183,419	428,629	286,911	---	179,519	1,309,382	51.8	53.4	
1,346,697	444,302	143,754	345,382	33,633	---	966,807	65.0	10.2	
1,830,965	-170,745	817,345	627,070	21,444	55,000,000	-43,263,974	58.9	103.3	
1,976,370	-6,740,666	4,071,255	-2,675,540	6,130	---	-14,958,372	56.7	59.2	
2,294,667	9,356,073	28,262,185	37,327,275	44,951	10,935,718	60,531,268	56.7	71.0	
2,966,354	-403,923	407,513	25,892	41,730	70,000	542,687	58.4	43.7	
3,616,251	-2,137,141	488,354	-1,647,819	---	---	-360,569	70.2	35.7	
4,057,638	-360,810	1,558,868	-197,206	1,395,264	---	-454,432	62.7	269.9	
4,149,931	1,690,543	2,053,671	1,838,113	1,889,101	310,059	2,119,680	60.6	85.4	
4,283,838	-11,551,493	43,522,657	31,600,296	370,868	22,060,046	106,126,244	60.3	63.7	
4,216,055	-1,523,176	816,716	-712,691	6,230	3,548,649	-4,219,262	60.7	11.9	
4,834,478	61,054	565,866	525,048	---	290,400	1,106,137	58.6	162.1	
930,987	-50,490	30,990	17,447	5,216	25,000	558,081	60.6	---	
5,521,776	201,853	1,446,762	1,017,611	4,673	500,000	514,663	59.0	18.3	
5,061,859	-583,538	842,126	258,587	575,180	60,000	-350,149	58.2	47.6	
5,450,253	99,282	245,195	88,462	259,035	---	105,097	54.0	41.5	
5,119,266	56,894	592,649	649,543	764,876	---	226,738	53.1	62.2	
5,984,706	-951,649	1,096,344	186,810	3,052	246,000	484,960	70.6	76.9	
5,180,642	-414,443	842,204	421,158	893	---	412,392	57.6	38.0	
5,268,533	4,804,293	3,116,687	2,699,872	4,630,719	---	2,769,801	61.6	50.5	
5,880,244	40,076,685	24,097,325	20,456,809	40,884,466	---	15,899,693	63.2	43.5	
5,215,284	-557,762	1,788,141	784,020	48,317	768,094	2,592,466	56.8	152.4	
5,477,033	313,267	673,100	---	---	1,312,952	49,319	65.7	---	
5,836,049	-1,440,877	2,441,549	984,723	7,171	17,566	1,140,915	55.4	64.7	
5,234,949	-137,412	574,478	424,062	13,004	267,125	868,392	56.4	79.3	
5,000,000	4,412,860	11,436,979	2,696,171	13,295,836	---	---	58.8	59.0	
5,683,868	301,556	598,647	-136,382	1,036,585	---	157,852	70.5	3.4	
5,370,698	118,841	193,389	306,418	---	20,000	376,226	54.5	262.5	
5,724,983	-1,642,153	1,230,430	-570,537	158,813	---	133,803	59.5	43.8	
5,878,822	-2,103,657	7,040,644	4,556,986	---	---	7,580,479	67.8	14.8	
5,538,013	268,925	437,230	321,373	7,224	261,648	574,918	52.1	---	
5,930,780	-75,138	119,411	44,273	---	4,218	111,326	58.0	60.0	
5,707,301	-4,988,443	12,201,905	7,160,217	51,449	7,500,334	11,751,155	56.3	46.8	
5,259,636	---	136,126	136,126	---	---	168,082	---	14.0	
5,423,647	-2,260,079	3,113,876	845,816	---	850,000	3,172,974	59.9	472.3	
5,649,972	-363,081	2,176,589	1,818,435	5,833	1,568,320	8,505,893	63.9	38.6	
5,926,187	-269,912	427,194	157,282	---	---	121,050	---	---	
5,533,174	-1,416,164	2,255,779	-962,070	1,645,919	---	770,314	56.2	4.5	
5,304,476	-193,262	3,554,039	-955,064	4,315,477	---	1,475,530	66.6	106.8	
5,333,893	-665,366	634,219	31,144	---	---	-60,091	48.2	57.5	
5,095,606	-65,236	134,877	69,641	---	31,231	193,354	59.7	71.07	
5,602,549	-29,233	115,273	84,129	1,910	---	260,715	40.2	---	
5,312,385	35,899	90,747	126,646	---	---	136,442	58.0	42.0	
5,660,123	-107,097	54,447	52,650	190	---	-72,268	54.9	97.4	
5,661,166	40,555	116,202	-211,626	368,383	---	128,029	56.4	24.8	
5,864,476	-1,073,287	535,279	-1,274,301	737,855	---	885,523	55.5	---	
5,062,013	700,280	858,765	502,972	1,056,073	---	823,697	53.9	5.5	
5,430,476	214,001	120,664	-30,906	365,021	---	237,207	54.9	29.4	
5,724,570	-586,315	2,696,667	1,815,316	11,534	600,000	3,241,896	54.4	34.1	
5,426,570	-296,976	123,039	-173,937	---	---	55,703	50.3	16.3	
5,122,407	-571,510	555,366	243,832	44,524	---	220,492	134.1	749.2	
5,082,900	-2,262,890	3,937,000	1,674,111	---	165,799	1,090,751	59.7	34.6	
5,729,433	-39,810	125,565	85,847	---	50,000	60,924	49.1	---	
7,390,134	8,516,908	1,227,396	278	9,744,025	---	1,121,235	36.4	0.8	

TABLE 2 — MULTIPLE LINE
Financial Statement

NAME OF COMPANY	Liabilities Except Capital and Surplus		Capital or Guaranty Fund	Surplus
	Assets			
National American Insurance Company-----	30,876,889	21,032,801	1,000,000	8,844,088
National Automobile and Casualty Insurance Co.-----	13,175,706	8,932,307	1,000,000	3,243,399
National-Ben Franklin Ins. Co. of Pittsburgh, Pa.-----	22,699,000	9,714,058	2,000,000	10,984,942
National Casualty Company-----	48,915,231	29,039,228	2,000,000	17,876,003
National Farmers Union Property & Casualty Co.-----	11,736,178	8,871,097	800,000	2,065,081
National Fire Insurance Company of Hartford-----	173,315,956	67,689,365	5,000,000	100,626,591
National Indemnity Company-----	20,374,373	15,756,237	1,300,000	3,318,136
National Mutual Insurance Company-----	3,616,773	2,542,567	---	1,074,206
National Reinsurance Corporation-----	37,936,717	7,218,889	5,000,000	25,717,828
National Standard Insurance Company-----	2,986,269	142,762	1,000,000	1,843,507
National Surety Corporation-----	101,014,991	67,442,365	2,000,000	31,572,626
National Union Fire Ins. Co. of Pittsburgh, Pa.-----	105,388,424	68,493,558	4,177,500	32,717,366
Nationwide Mutual Fire Insurance Company-----	56,628,360	35,978,799	---	20,649,561
Nationwide Mutual Insurance Company-----	395,316,354	291,603,463	---	103,712,891
New Amsterdam Casualty Company-----	127,729,241	74,096,294	2,000,000	51,632,947
Newark Insurance Company-----	45,631,668	26,221,408	2,000,000	17,410,260
New Hampshire Insurance Company-----	117,724,532	77,697,664	5,255,500	34,771,368
New York Fire Insurance Company-----	26,569,379	9,281,468	1,200,000	16,087,911
New York Underwriters Insurance Company-----	32,936,813	10,554,122	2,000,000	20,382,691
Niagara Fire Insurance Company-----	327,326,932	238,728,714	10,000,000	78,598,218
North American Reinsurance Corporation-----	124,251,834	82,239,047	6,000,000	36,012,787
Northeastern Insurance Company of Hartford-----	26,486,988	15,340,149	1,000,000	10,146,839
Northern Assurance Company of America-----	35,755,659	23,295,208	2,450,700	10,009,751
Northern Insurance Company of New York-----	90,360,244	47,437,020	9,770,688	33,152,536
Northland Insurance Company-----	8,814,506	6,740,073	600,000	1,474,433
North River Insurance Company-----	119,291,436	55,159,344	2,000,000	62,132,092
Northwestern Mutual Insurance Company-----	100,932,345	60,367,604	400,000	40,164,741
Northwestern National Casualty Company-----	16,752,418	9,205,492	1,000,000	6,546,926
Northwestern National Ins. Co. of Milwaukee, Wisc.---	89,349,821	37,802,574	4,699,740	46,847,507
Northwestern Security Insurance Company-----	6,942,802	3,856,725	1,000,000	2,086,077
Occidental Fire & Casualty Company-----	2,486,071	1,171,987	700,000	614,084
Ohio Casualty Insurance Company-----	117,930,326	80,520,914	2,500,000	34,909,412
Ohio Farmers Insurance Company-----	38,478,786	20,593,539	---	17,885,247
Old Colony Insurance Company-----	23,908,733	15,646,384	2,000,000	6,262,349
Old Republic Insurance Company-----	23,834,786	19,968,342	1,450,000	2,416,444
Olympic Insurance Company-----	17,442,882	5,649,926	1,000,000	10,792,956
Pacific Employers Insurance Company-----	51,772,537	33,514,057	2,279,250	10,979,230
Pacific Indemnity Company-----	93,304,065	62,038,719	3,213,603	28,051,743
Pacific Insurance Company of New York-----	38,811,092	20,102,841	2,000,000	16,708,251
Pan American Fire & Casualty Company-----	5,303,408	3,194,903	500,000	1,608,505
Peerless Insurance Company-----	30,464,180	22,422,292	5,652,180	2,389,708
Pennsylvania General Insurance Company-----	32,082,603	18,818,707	1,500,000	11,763,896
Pennsylvania Insurance Company-----	44,844,772	21,598,371	2,000,000	21,246,401
Pennsylvania Lumbermens Mutual Insurance Co.-----	19,025,603	13,682,522	500,000	4,843,081
Pennsylvania Millers Mutual Insurance Co.-----	19,791,823	12,220,348	500,000	7,071,475
Philadelphia Manufacturers Mutual Ins. Co.-----	31,462,926	9,805,224	750,000	20,907,702
Phoenix Assurance Company of New York-----	63,935,218	46,054,879	5,000,000	12,880,339
Phoenix Insurance Company-----	334,574,277	160,443,678	10,000,000	164,130,599
Plains Insurance Company-----	1,195,388	421,789	400,000	373,599
Planet Insurance Company-----	22,471,634	6,784,560	2,000,000	13,687,074
Potomac Insurance Company-----	114,599,192	65,275,304	1,500,000	47,823,888
Preferred Fire Insurance Company-----	2,015,570	931,845	400,000	683,725
Preferred Risk Mutual Insurance Company-----	21,178,695	16,144,365	500,000	4,534,330
Premier Insurance Company-----	17,969,629	6,206,619	1,000,000	10,763,010

INSURANCE COMPANIES — Continued

Gain and Loss Exhibit

Ins	Net Underwriting Gain or Loss	Investment and Other Income	Net Income After Federal Income Tax	Dividends to Policy-Holders	Dividends to Stockholders and Remittances to Home Office	Increase or Decrease In Surplus	LOSS RATIOS	
							Losses Incurred to Premiums Earned %	Country-Colo-rado %
4,088	-896,278	959,775	66,518	----	30,000	617,559	50.5	---
13,399	752,110	232,334	596,573	141,482	150,000	232,873	38.7	---
34,942	-175,894	859,642	608,743	10,810	200,000	738,515	54.4	11.4
76,003	-2,173,694	1,917,192	-256,354	----	400,000	781,906	71.4	65.4
35,081	-667,921	347,492	-337,276	19,937	----	-262,823	58.6	58.3
26,591	-1,084,373	4,400,954	2,913,593	----	800,000	10,259,267	65.0	51.1
18,136	-338,204	952,008	108,410	5,395	----	677,919	52.9	56.6
74,206	-193,541	95,733	-124,976	27,168	----	-40,287	57.1	47.1
17,828	-2,323,780	932,699	1,391,031	----	600,000	-253,556	---	---
43,507	-11,800	94,843	85,046	----	100,000	84,385	58.3	27.1
72,626	-1,707,451	3,098,946	1,326,032	214,438	25,000,000	-21,015,783	59.19	37.4
17,366	-5,055,989	4,010,110	1,045,879	----	1,812,250	-1,317,642	60.11	46.6
49,561	-1,030,907	1,495,719	286,894	175,168	----	7,081,953	53.2	---
12,891	-16,590,076	9,057,075	-9,153,700	1,579,117	----	44,553,130	68.0	110.4
32,947	-1,196,125	5,240,928	4,014,307	----	2,000,000	2,190,121	54.7	36.0
10,260	-323,251	1,060,653	492,815	28,397	440,000	1,732,428	56.8	60.4
71,368	-3,112,283	5,602,094	2,553,672	----	1,463,500	3,199,843	56.9	6.0
87,911	-673,759	1,093,515	429,201	----	360,000	1,422,159	61.9	167.2
82,691	-685,134	838,475	87,076	3,292	649,600	2,505,444	61.4	26.4
98,218	-1,231,261	12,782,168	10,508,904	51,450	175,200,000	-147,803,533	54.4	27.9
12,787	-4,144,646	3,793,974	1,114,654	----	1,500,000	3,991,986	61.8	---
46,839	-1,195,727	613,021	-298,921	----	180,000	841,714	60.7	---
99,751	-550,908	1,370,071	787,679	31,484	----	1,562,102	61.5	47.0
52,536	-2,690,533	2,309,029	-770,489	388,985	1,856,431	2,256,856	56.4	27.3
474,433	-44,725	316,489	237,733	----	----	599,977	61.3	59.1
132,092	-2,125,715	6,327,690	3,293,279	28,036	1,599,984	4,663,197	56.7	27.8
164,741	1,110,203	2,961,172	1,186,752	2,884,622	----	1,544,146	49.8	49.1
546,926	583,142	791,520	208,569	----	----	235,390	57.2	76.1
347,507	-2,332,571	5,369,586	3,037,780	----	1,026,363	-996,555	52.1	39.2
986,077	72,750	198,627	271,377	----	----	241,428	60.4	81.3
314,084	-57,007	64,399	7,392	----	----	190,358	43.0	22.2
909,412	301,266	2,432,224	2,291,905	----	1,600,000	3,326,007	51.8	45.4
885,247	-898,647	482,525	-211,220	----	----	340,149	51.8	45.0
262,349	220,730	3,766,994	3,546,077	112	600,000	550,191	64.5	61.8
416,444	-381,043	621,755	239,802	----	234,000	-357,357	53.3	66.8
792,956	75,918	419,971	318,303	----	1,537,716	31,808	56.85	70.7
979,230	-138,369	796,247	387,494	500,000	415,630	1,101,985	63.7	62.8
951,743	-371,107	1,908,224	1,788,282	119,942	897,688	3,452,557	55.3	47.3
708,251	-1,695,437	1,934,462	339,600	5,439	520,000	1,193,256	70.6	---
608,505	-82,324	148,011	65,687	----	10,000	314,272	45.7	73.4
389,708	-2,660,737	1,240,906	-1,419,831	----	4,154,973	629,231	66.5	145.9
763,896	-854,506	950,861	87,950	----	----	1,657,542	61.3	67.5
246,401	-1,356,043	1,147,015	-213,816	----	500,000	2,097,307	57.4	10.1
843,081	-5,760	508,294	-1,010,871	1,508,905	----	678,576	59.7	382.8
971,475	-214,195	910,449	-179,070	875,057	----	-296,321	53.8	---
907,702	-102,218	881,516	747,318	----	----	2,151,164	73.8	---
880,339	-2,168,235	2,589,609	406,815	----	125,000	1,635,311	55.4	46.2
130,599	-11,447,847	10,301,582	1,317,516	----	2,929,357	5,678,293	62.3	37.1
373,599	-84,380	39,518	-44,862	----	----	-39,985	75.0	92.2
687,074	-472,701	665,076	189,907	2,403	----	216,763	51.2	---
823,888	-2,976,248	3,301,851	290,997	28,951	----	5,543,726	61.3	59.9
683,725	2,702	49,621	44,744	----	17,500	4,641	57.3	28.6
534,330	-973,575	672,270	-301,305	5,615	----	194,714	64.2	44.3
763,010	170,584	790,394	701,927	----	2,411,208	-4,581,827	70.9	40.6

TABLE 2 — MULTIPLE LINE
Financial Statement

NAME OF COMPANY	Assets	Liabilities Except Capital and Surplus	Capital or Guaranty Fund	Surplus
Protection Mutual Insurance Company	43,726,148	16,702,841	750,000	26,273,307
Protective National Insurance Company of Omaha	4,402,336	3,194,308	500,000	708,029
Providence Washington Insurance Company	51,767,150	33,876,836	4,800,270	13,090,044
Provident Insurance Company of New York	9,963,425	4,737,450	1,150,000	4,075,975
Queen Insurance Company of America	115,987,015	66,991,074	5,000,000	43,995,941
Reinsurance Corporation of New York	55,895,640	24,707,611	1,541,600	29,646,429
Reliable Insurance Company	8,401,411	6,348,465	1,150,000	902,946
Reliance Insurance Company	392,848,794	197,607,125	23,061,295	172,180,374
Republic Insurance Company	74,498,496	46,070,562	5,000,000	23,427,934
Reserve Insurance Company	20,488,813	17,868,963	1,260,847	1,359,003
Resolute Insurance Company	21,521,364	14,715,342	1,100,000	5,706,022
Royal Exchange Assurance	12,162,959	5,053,120	500,000	6,609,839
Royal Indemnity Company	123,024,695	71,165,138	2,500,000	557
Royal Insurance Company, Limited	88,458,852	51,915,066	500,000	36,043,786
St. Louis Fire & Marine Insurance Company	13,783,113	125,665	1,000,000	2,657,448
St. Paul Fire and Marine Insurance Company	517,819,565	260,226,261	32,347,512	225,245,792
St. Paul Mercury Insurance Company	30,439,318	198,483	5,000,000	25,240,835
Safeco Insurance Company of America	85,171,676	59,337,097	1,000,000	24,834,579
Safeguard Insurance Company	45,224,229	28,227,489	1,500,000	15,496,740
Sea Insurance Company Limited	23,190,593	15,057,470	1,000,000	7,133,123
Seaboard Fire & Marine Insurance Company	8,816,154	3,860,360	1,000,000	3,955,794
Seaboard Surety Company	43,730,388	16,963,539	2,500,000	24,266,849
Security Insurance Company of New Haven	95,818,164	32,933,972	15,582,580	47,301,612
Security Mutual Casualty Company	93,952,856	73,503,272	1,000,000	19,449,584
Security National Insurance Company	3,501,208	18,976	1,000,000	2,482,232
Select Insurance Company	6,126,941	500,707	1,000,000	4,626,234
Sentinel Indemnity Company	2,337,001	252,389	1,000,000	1,084,612
South Carolina Insurance Company	8,773,421	5,031,157	1,500,000	2,242,264
Southern Fire and Casualty Company	3,321,062	1,270,452	805,306	1,245,304
Standard Fire Insurance Company	58,095,422	34,192,928	1,000,000	22,902,494
Standard Marine Insurance Company Limited	16,054,897	7,971,343	500,000	7,583,554
State Farm Fire and Casualty Company	109,556,980	76,548,964	2,500,000	30,508,016
State Farm General Insurance Company	2,034,153	438,573	1,000,000	595,580
State Farm Mutual Automobile Insurance Co.	950,655,878	667,787,691	750,000	282,118,187
Stonewall Insurance Company	12,460,583	3,768,025	625,800	8,066,758
Stuyvesant Insurance Company	52,476,616	44,409,580	1,770,000	6,297,035
Sun Insurance Company of New York	28,104,116	17,239,061	2,000,000	8,865,055
Sun Insurance Office Limited	28,334,494	17,394,809	500,000	10,439,685
Superior Insurance Company	12,332,558	7,368,898	1,000,000	3,963,660
Superior Risk Insurance Company	27,829,935	19,671,201	1,500,000	6,658,734
Swiss National Insurance Company, U.S.A.	5,420,176	2,844,204	1,230,640	1,345,332
Swiss Reinsurance Company	132,507,640	97,747,404	500,000	34,260,236
"Switzerland" General Insurance Company, Ltd.	13,112,297	8,237,432	500,000	865
Thames and Mersey Marine Insurance Co., Ltd.	13,781,271	7,863,576	500,000	5,417,695
Town Mutual Dwelling Insurance Company	1,230,059	73,167	---	1,156,892
Transamerica Insurance Company	168,788,531	108,467,206	2,000,000	58,321,325
Transcontinental Insurance Company	43,825,605	11,695,629	3,000,000	29,129,976
Transit Casualty Company	26,634,486	18,315,012	1,500,000	6,819,474
Transport Indemnity Company	28,209,592	20,234,925	1,968,370	6,006,297
Transport Insurance Company	24,103,627	19,259,650	1,500,000	3,343,977
Transportation Insurance Company	9,293,169	682,384	1,500,000	7,110,785
The Travelers Indemnity Company	946,577,447	721,206,491	10,000,000	215,370,956
Trinity-Universal Insurance Company	71,207,980	50,813,596	3,000,000	17,394,384
Tri-State Insurance Company	8,260,469	4,854,051	1,000,000	2,406,418

LINE INSURANCE COMPANIES — Continued

Gain and Loss Exhibit

rplus	Net Underwriting Gain or Loss	Investment and Other Income	Net Income After Federal Income Tax	Dividends to Policy-Holders	Dividends to Stockholders and Remittances to Home Office	Increase or Decrease In Surplus	LOSS RATIOS	
							Losses Incurred to Country-wide %	Premiums Earned Colorado %
273,307	-172,728	1,843,317	1,602,480	----	----	3,104,567	101.6	32.6
708,029	-63,915	88,399	24,484	----	----	33,634	52.9	46.7
1,090,044	-1,232,752	1,567,218	334,466	----	559,967	1,504,239	56.4	-49.5
1,075,975	978,235	401,268	1,184,503	----	----	1,088,358	7.4	34.2
1,995,941	-832,175	2,689,288	1,241,467	72,051	1,100,000	4,133,678	56.8	-5.0
1,646,429	-171,121	2,732,515	2,104,410	----	461,880	3,593,425	62.7	73.4
902,946	-901,077	450,191	450,191	----	23,000	353,763	87.4	71.0
1,180,374	-9,680,369	10,368,194	585,405	38,233	6,077,309	63,131,764	59.4	29.6
1,427,934	577,107	2,453,950	2,431,057	----	860,000	2,119,574	47.7	26.1
1,359,003	-337,002	452,858	213,856	----	104,036	77,226	53.6	49.8
1,706,022	-398,682	618,302	166,638	----	----	490,021	47.5	46.5
1,609,839	1,032,272	252,569	1,284,841	----	21,880	1,568,596	46.0	84.0
557	-885,916	2,837,835	1,334,627	76,714	1,150,000	4,331,471	56.8	61.3
1,043,786	640,940	2,062,838	825,071	55,522	892,000	2,693,281	56.8	38.9
1,657,448	-1,518,042	477,627	1,047,931	7,515	246,719	1,658,380	60.7	37.1
1,245,792	-1,407,244	13,550,762	11,950,054	----	7,142,331	27,004,724	56.1	47.9
1,240,835	----	993,603	952,698	----	200,000	2,253,108	Reins	73.7
1,834,579	1,297,889	2,965,809	3,009,681	390,827	----	3,155,929	56.9	46.8
1,496,740	-336,240	1,193,950	633,859	31,787	420,000	1,072,927	56.4	33.7
1,133,123	-218,973	569,676	318,145	7,562	633,829	612,586	60.3	73.4
1,955,794	70,358	263,040	188,215	2,940	100,000	532,268	54.4	62.9
1,266,849	776,060	1,386,188	1,599,023	48,922	800,000	2,819,081	27.1	20.3
1,301,612	900,603	2,931,650	3,806,530	12,198	3,169,825	-1,397,030	54.7	39.8
1,449,584	-4,776,566	4,359,039	-590,885	213,867	----	149,769	88.4	33.9
1,482,232	-196,504	120,439	119,436	197,506	60,000	59,355	----	11.1
1,626,234	286,501	93,355	202,899	176,957	100,000	2,180,220	----	57.8
1,084,612	202,543	54,056	256,268	227,152	2,500	36,656	----	----
1,242,264	-281,662	214,166	-47,533	----	142,500	-180,377	66.0	32.7
1,245,304	135,340	9,340	143,430	1,251	38,880	105,821	63.1	----
1,902,494	2,228,119	1,678,110	3,179,567	88,333	375,000	4,035,007	56.7	86.2
1,583,554	-90,790	412,020	212,375	5,780	235,383	608,602	60.7	----
1,508,016	839,770	3,133,634	2,918,382	260,990	----	4,892,191	55.8	30.4
595,580	-199,792	58,820	-140,972	----	----	-143,971	65.7	27.5
2,118,187	-24,555,041	32,583,858	-433,649	7,682,047	----	2,430,658	66.3	60.9
3,066,758	50,861	114,954	165,815	----	31,290	7,471,040	52.7	45.0
3,297,035	-3,080,145	3,005,044	-71,658	----	----	717,926	82.2	88.0
3,865,055	-1,371,870	1,120,705	-249,583	----	200,000	-340,799	59.6	68.3
3,439,685	-1,362,984	1,240,110	-122,874	----	502,063	-696,212	59.6	36.1
3,963,660	-744,825	893,042	148,217	----	----	-247,050	55.0	35.2
6,658,734	-967,164	591,912	-41,074	19,372	----	263,861	59.6	48.3
1,345,332	-86,575	147,979	61,404	----	----	1,482,180	61.5	47.8
4,260,236	-4,487,392	4,097,196	451,148	----	2,000,000	2,444,628	Reinsurance	----
865	-643,985	374,444	-269,541	485,465	----	247,947	62.5	----
5,417,695	-97,858	315,660	162,098	8,477	192,240	433,726	56.8	----
1,156,892	14,889	26,365	37,654	----	----	67,055	51.1	----
8,321,325	5,649,324	8,336,634	2,700,326	16,339	550,000	1,530,461	56.9	50.5
9,129,976	-191,359	1,550,011	1,338,556	----	----	3,078,721	65.0	34.5
6,819,474	244,409	735,722	908,863	----	----	1,257,571	64.5	----
6,006,297	81,680	806,706	447,767	431,197	----	570,526	68.1	81.9
3,343,977	2,590,384	828,647	735,568	2,552,590	----	172,517	52.6	15.3
7,110,785	-190,000	238,141	238,141	----	----	709,091	57.9	6.2
5,370,956	-18,132,938	25,227,018	9,227,671	619,733	3,000,000	3,390,675	62.1	48.7
7,394,384	-2,154,998	2,742,527	579,497	----	792,000	1,500,473	55.0	25.6
2,406,418	-27,332	249,604	186,361	35,911	----	16,387	53.5	53.7

TABLE 2 — MULTIPLE LINE
Financial Statement

NAME OF COMPANY	Assets	Liabilities Except Capital and Surplus	Capital or Guaranty Fund	Surplus
Twin City Fire Insurance Company	9,551,951	1,952,745	2,000,000	5,599,206
Underwriters Insurance Company	5,987,636	3,886,728	1,000,000	1,100,908
Union Insurance Company (Mutual)	7,063,981	3,670,656	-----	3,393,325
Union Mutual Insurance Company of Providence	3,430,346	1,976,381	500,000	953,965
United Fire & Casualty Company	7,197,190	5,786,130	910,000	501,060
United Pacific Insurance Company	48,454,211	30,272,211	3,050,140	15,131,860
United States Casualty Company	35,945,546	22,129,620	2,000,000	11,815,926
United States Fidelity and Guaranty Company	877,425,450	509,938,985	36,374,785	331,111,680
United States Fire Insurance Company	227,120,103	115,434,015	6,300,000	105,386,087
Universal Surety Company	2,825,624	825,224	600,000	1,400,400
Universal Underwriters Insurance Company	21,373,549	15,600,372	2,000,000	3,773,177
Utah Home Fire Insurance Company	10,871,989	5,097,210	1,000,000	4,774,779
Utica Mutual Insurance Company	99,894,914	79,351,903	1,000,000	19,543,010
Valley Forge Insurance Company	35,008,708	23,199,156	1,500,000	10,309,552
Vanguard Insurance Company	10,280,467	4,855,238	2,000,000	3,425,229
Vigilant Insurance Company	30,638,792	9,956,301	2,000,000	18,682,491
Washington Fire and Marine Insurance Company	762,686	26,421	400,000	336,264
Washington General Insurance Corporation	8,309,627	4,905,856	1,500,000	1,903,771
West American Insurance Company	19,213,490	12,413,450	1,600,000	5,200,039
Westchester Fire Insurance Company	119,853,310	55,303,395	2,000,000	62,549,915
Western Casualty and Surety Company	91,410,897	60,579,880	5,000,000	25,831,017
Western Fire Insurance Company	52,702,515	37,806,168	2,000,000	347
Western Mutual Insurance Company	10,685,555	5,286,335	500,000	4,899,220
Western Pacific Insurance Company	7,826,493	4,315,967	1,034,270	2,476,256
Wolverine Insurance Company	33,752,481	27,355,995	1,500,000	4,896,486
Worcester Mutual Fire Insurance Company	14,407,871	10,062,125	-----	4,345,746
Yorkshire Insurance Company of New York	20,240,729	12,224,289	1,500,000	6,516,440
Zurich Insurance Company	202,164,576	127,691,850	600,000	73,872,726

TABLE 3 — MULTIPLE LINE
DIRECT PREMIUMS WRITTEN AND DIRECT

Name of Company	FIRE		Extended Coverage and Other Allied Lines	
	Direct Premiums Written	Direct Losses Paid	Direct Premiums Written	Direct Losses Paid
DOMESTIC:				
Colorado Farm Bureau Mutual Insurance Company-----	\$ 127,097	\$ 62,318	\$ 83,599	\$ 33,299
FOREIGN:				
Accident and Casualty Ins. Co. of Winterthur Switzerland	----	----	----	----
Aetna Casualty and Surety Company-----	266,009	83,553	118,344	58,888
Aetna Insurance Company-----	308,491	178,035	137,662	59,505
Affiliated F M Insurance Company-----	—272	-----	173	-----
Agricultural Insurance Company-----	38,386	9,996	20,048	24,733
Albany Insurance Company-----	—81	-----	—25	49
Allied Mutual Casualty Company-----	178	-----	57	-----
Allied Mutual Insurance Company-----	56,391	15,238	77,552	19,965
Allstate Insurance Company-----	76,578	16,164	87,388	21,715
Amco Insurance Company-----	-----	-----	-----	-----
American Automobile Insurance Company-----	-----	-----	-----	-----
American Bankers Ins. Company of Florida-----	-----	-----	-----	-----
American Casualty Co. of Reading, Pennsylvania-----	16,066	29,969	3,507	2,456
American Central Insurance Company-----	3,516	500	1,948	1,997
American Druggists Insurance Company-----	15,969	410	2,798	940
American Empire Insurance Co. of South Dakota-----	17,874	5,378	14,435	5,102
American Employers' Insurance Company-----	57,573	9,372	28,341	10,473
American Equitable Assurance Co. of New York-----	—1,000	12,430	5,757	5,836
American Family Mutual Insurance Company-----	-----	-----	-----	-----
American Fire and Casualty Company-----	-----	-----	-----	-----
American and Foreign Insurance Company-----	12	-----	26	44
American General Insurance Company-----	—95	-----	—14	-----
American Guarantee and Liability Ins. Co.-----	2,911	2,654	1,123	1,979
American Hardware Mutual Insurance Company-----	74,050	12,875	22,858	10,280
American Home Assurance Company-----	41,501	2,692	4,568	734
American Insurance Company-----	514,600	386,579	255,058	22,804
American Indemnity Company-----	6,624	187	8,088	4,136
American Liberty Insurance Company-----	880	—8	652	774
American Manufacturers Mutual Insurance Co.-----	1,530	185	961	356
American Motorists Insurance Company-----	20,678	9,867	19,573	11,603
American Mutual Insurance Company of Boston-----	-----	-----	-----	-----
American Mutual Liability Insurance Company-----	-----	-----	-----	-----
American National Fire Insurance Company-----	13,693	2,667	8,222	1,057
American Policyholders' Insurance Company-----	-----	-----	-----	-----
American Re-Insurance Company-----	-----	-----	-----	-----
American Road Insurance Company-----	-----	-----	-----	-----
American Star Insurance Company-----	-----	-----	-----	-----
American States Insurance Company-----	412	-----	-----	-----
American Union Insurance Company of New York-----	-----	-----	-----	-----
American Universal Insurance Company-----	12,916	7,270	12,861	3,263
Argonaut Insurance Company-----	-----	-----	-----	-----
Arkwright Mutual Insurance Company-----	41,896	1,642	-----	-----
Associated Indemnity Corporation-----	-----	-----	-----	-----
Assurance Company of America-----	38,389	10,358	55,836	27,745
Atlantic Mutual Fire Insurance Company-----	12	54	19	104
Atlantic Mutual Insurance Company-----	3,897	-----	1,410	299
Atlas Assurance Company Limited-----	33,841	177,076	5,397	3,663
Automobile Mutual Insurance Company of America-----	186	-----	496	22
Autoplan Insurance Company-----	-----	-----	-----	-----
Badger Mutual Insurance Company-----	2,842	1,165	1,486	846
Balboa Insurance Company-----	93,979	40,687	82,418	14,868

COLORADO BUSINESS FOR YEAR 1964
LOSSES PAID — BY CLASSIFICATION

	HOME OWNERS Multiple Peril		COMMERCIAL Multiple Peril		INLAND Direct Premiums Written	MARINE Direct Losses Paid	HOSPITALIZATION Accident and Health	
	Direct Premiums Written	Direct Losses Paid	Direct Premiums Written	Direct Losses Paid			Direct Premiums Written	Direct Losses Paid
33,299	\$ 39,723	\$ 7,158	\$ ----	\$ ----	\$ 4,483	\$ 1,054	\$ ----	\$ ----
58,888	---	---	---	---	---	---	---	---
59,905	316,641	151,833	150,255	16,096	98,780	68,662	75	---
24,730	216,703	95,341	111,069	69,316	76,664	47,028	12,165	4,474
49	2,197	28	5,262	2,239	2,388	1,479	---	---
19,965	27,986	33,421	20,399	1,410	12,093	2,433	---	---
21,715	---	---	---	---	---	---	2,524	34
---	358,838	104,308	18,337	2,479	7,963	1,217	---	---
---	616,275	195,716	30,471	18,427	10,857	3,777	103,651	31,136
---	---	---	---	---	---	---	---	---
2,456	---	---	---	---	51	---	---	---
1,997	967	500	-398	113	266,982	6,459	---	---
940	1,137	649	---	---	1,294	44	18,731	7,757
5,102	947	576	---	---	66	---	---	---
10,473	72,571	26,020	4,156	181	1,713	157	---	---
5,826	45,042	15,779	24,097	6,560	50,520	41,560	8,410	827
---	3,177	5,743	-1,218	-489	1,630	4,557	---	---
---	---	---	---	---	---	---	---	---
44	48	---	---	---	---	---	---	---
1,979	265	---	---	---	---	---	---	---
10,289	7,927	3,996	1,352	---	2,246	4,937	330	---
734	32,558	25,361	---	---	16,504	13,829	1,138	397
22,804	---	---	-2,484	35,588	77,973	5,989	3,292	---
4,136	377,686	87,481	153,218	23,762	134,637	79,736	27	---
774	43,083	15,347	426	39	308	---	---	---
356	-32	---	---	-3	---	---	---	---
11,603	689	---	---	---	539	101	---	---
---	128,128	77,649	30,516	3,378	5,804	13,484	1,805	887
---	---	---	---	---	---	---	73	---
1,057	2,925	145	4,805	---	1,670	62	---	---
---	---	---	---	---	---	---	---	---
---	---	---	---	---	---	---	---	---
3,263	62,823	23,568	---	---	---	---	---	---
---	---	---	---	---	---	---	---	---
---	29,467	8,936	6,391	542	8,767	3,836	---	---
---	---	---	---	---	14,786	2,578	---	---
27,745	---	---	---	---	---	---	440	446
104	185,742	114,642	2,837	53	742	421	---	---
289	---	---	---	---	---	---	---	---
3,683	1,563	252	---	---	543	---	---	---
---	2,031	400	---	---	-78	---	---	---
---	15,001	3,694	---	---	309	---	---	---
846	---	---	---	---	---	---	---	---
14,868	3,939	1,495	4,161	25	572	---	---	---
---	173,756	56,614	---	---	9,913	354	---	---

TABLE 3 — MULTIPLE LINE
DIRECT PREMIUMS WRITTEN AND DIRECT LOSS

Name of Company	FIRE		Extended Coverage and Other Allied Lines	
	Direct Premiums Written	Direct Losses Paid	Direct Premiums Written	Direct Losses Paid
Bankers Multiple Line Insurance Company	---	---	---	---
Bankers and Shippers Insurance Co. of New York	—8	2,730	1,230	1,558
Beneficial Fire and Casualty Insurance Co.	---	---	---	458
Birmingham Fire Ins. Co. of Pennsylvania	3,483	4,670	2,126	---
Bituminous Casualty Corporation	---	---	---	---
Bituminous Fire and Marine Insurance Company	---	---	---	---
Blackstone Mutual Insurance Company	45,307	---	---	---
Boston Indemnity Insurance Company	835	---	478	16
Boston Insurance Company	73,292	35,440	33,461	9,951
Boston Manufacturers Mutual Insurance Co.	31,216	828,932	---	---
British & Foreign Marine Insurance Co., Ltd.	---	---	---	---
Buffalo Insurance Company	731	557	159	101
California Insurance Company	5,359	915	3,389	2,319
Calvert Fire Insurance Company	---	---	---	---
Camden Fire Insurance Association	65,008	38,629	45,091	11,627
Canadian Indemnity Company	20,182	11,659	19,118	8,151
Canal Insurance Company	---	---	---	---
Carolina Casualty Insurance Company	---	---	---	---
Carriers Insurance Company	---	---	---	---
Celina Mutual Insurance Company	30,033	2,101	15,392	8,260
Centennial Insurance Company	71,486	3,748	15,793	1,921
Central Mutual Insurance Company	118,071	12,275	67,724	18,179
Central National Insurance Company of Omaha	8,716	52	5,199	380
Central Plains Insurance Company, Inc.	870	74	1,297	41
Central Surety and Insurance Corporation	3,233	---	588	---
Century Insurance Company, Limited	—3,004	16,984	1,202	2,057
Charter Oak Fire Insurance Company	222	9,150	—248	177
Christiania General Insurance Corp. of New York	---	---	---	---
Cimarron Insurance Company, Inc.	31,531	19,338	27,479	11,077
Citizens Casualty Company of New York	522	3,729	—204	965
Citizens Insurance Company of New Jersey	56,556	86,015	33,781	22,653
Civil Service Employees Insurance Company	—438	169	1,335	190
Commercial Insurance Company	---	---	---	---
Commercial Insurance Company of Newark, N. J.	7,412	395	3,636	7,459
Commercial Standard Insurance Company	—1,623	3,060	170	2,388
Commercial Union Insurance Company of New York	85,290	28,924	32,867	12,586
Connecticut Fire Insurance Company	148,987	25,160	46,030	10,902
Connecticut Indemnity Company	7,478	1,118	20,261	6,077
Consolidated Mutual Insurance Company	244	---	55	18
Continental Casualty Company	39,106	26,151	5,792	3,377
Continental Insurance Company	157,360	68,395	74,417	40,060
Druggists Mutual Insurance Company	8,126	874	1,860	597
Eagle Star Insurance Company Limited	116	---	50	---
Electric Mutual Liability Insurance Company	---	---	---	---
Emmco Insurance Company	---	---	---	---
Employers' Casualty Company	38,504	42,856	23,139	5,863
Employers' Fire Insurance Company	54,438	35,472	39,729	10,427
Employers' Liability Assurance Corp., Ltd.	59,223	39,191	28,420	24,664
Employers Mutual Casualty Company	34,345	25,013	21,644	2,911
Employers Mutual Fire Insurance Company	26,131	307	7,201	463
Employers Mutual Liability Ins. Co. of Wisconsin	---	---	---	---
Employers National Insurance Company	---	---	---	---
Employers Reinsurance Corporation	---	---	---	---
Equitable Fire and Marine Insurance Company	23,663	5,137	10,112	3,180
Equity Mutual Insurance Company	---	---	---	---

COLORADO BUSINESS FOR YEAR 1964
LOSSES PAID — BY CLASSIFICATION — Continued

	HOME OWNERS		COMMERCIAL		INLAND Direct Premiums Written	MARINE Direct Losses Paid	HOSPITALIZATION	
	Direct Premiums Written	Multiple Peril Direct Losses Paid	Direct Premiums Written	Multiple Peril Direct Losses Paid			Accident and Health Direct Premiums Written	Health Direct Losses Paid
1,558	2,967	2,303	—9	—	903	74	—	—
458	1,243	224	192	839	301	—	—	—
16	—	—	—	—	—	—	—	—
9,851	17,474	3,612	30	—	536	—	—	—
101	23,210	6,223	28,992	11,307	31,276	24,535	—	—
2,319	30	—	—	—	—	—	—	—
11,627	5,213	4,971	679	15	298	649	—	—
8,151	49,966	15,921	7,834	145	12,832	2,656	—	—
8,260	18,829	6,853	—	—	5,931	760	—	—
1,951	—	—	—	—	296	1,175	—	—
18,179	—	—	—	—	4,658	1,773	—	—
280	—	—	—	—	1,206	—	—	—
41	59,111	23,085	7,733	932	2,007	8,464	—	—
2,057	17,486	6,530	8,384	17,870	8,618	3,061	—	—
177	210,060	82,215	75,535	8,446	16,973	8,779	—	—
11,077	2,641	65	809	—	30,293	10,493	9,429	2,980
365	347	548	—103	200	116,563	10,420	4,273	2,197
22,633	3,603	2,880	1,098	1,836	98	—	—	—
190	—	—	53	—	116	1,480	—	—
7,459	11,547	5,404	2,831	824	—	—	—	—
2,389	—	—	—	—	6,318	3,651	—	—
12,586	43,214	9,406	23,966	1,480	386	253	—	—
10,902	2,070	977	—	—	14,290	5,490	43	—
6,077	—	—	—	—	430	358	—	—
35	1,065	85	146	—	—	—	—	—
3,377	2,656	10,281	—	—	1,215	210	7,501	4,018
40,083	32,026	15,438	16,387	3,634	—353	1,330	—	—
597	46,933	15,361	54,388	8,620	27,445	14,722	23,335	19,158
5,883	17,687	5,859	80	88	38,435	10,384	145	—
10,427	—	—	—	—	—	—	—	—
24,684	59	—	4,812	37	8,053	4,470	1,433,208	587,949
2,911	28,343	14,057	15,828	—150	11,518	13,238	3,109	—
468	6,253	1,155	24,720	1,674	49	82	—	—
3,182	—	—	—	—	30,367	6,918	—	—
—	—	—	—	—	5,855	1,854	—	—
—	—	—	—	—	—312	4,316	—	—
—	40,157	12,867	6,732	1,816	6,724	6,926	—	—
—	76,628	29,987	86,779	14,663	36,337	13,681	1,110	—
—	35,587	13,055	33,399	9,791	20,042	5,853	7,916	12,317
—	12,520	2,980	15,552	4,099	4,443	1,077	1,996	—
—	15,192	3,975	7,414	364	12,782	4,000	—	—
—	—	—	—	—	—	—	106,921	105,371
—	—	—	—	—	—	—	—	—
—	5,419	1,055	15,722	6,322	5,529	3,191	88	—

TABLE 3 — MULTIPLE LINE
DIRECT PREMIUMS WRITTEN AND DIRECT

Name of Company	FIRE		Extended Coverage and Other Allied Lines	
	Direct Premiums Written	Direct Losses Paid	Direct Premiums Written	Direct Losses Paid
Excel Insurance Company	---	---	---	---
Export Insurance Company	---	---	---	---
Farm Bureau Mutual Insurance Company, Inc.	---	---	---	---
Farmers Alliance Mutual Insurance Company	73,137	14,310	69,892	26,292
Farmers Elevator Mutual Insurance Company	114,888	5,298	18,148	5,526
Farmers Fire Insurance Company	---	---	---	---
Farmers Home Mutual Insurance Company	15,630	3,152	13,977	1,850
Farmers and Merchants Insurance Company	635	---	521	158
Farmers Mutual Hail Insurance Co. of Iowa	---	---	---	---
Federal Insurance Company	162,560	32,093	63,282	28,949
Federal Mutual Insurance Company	---	---	---	---
Federated Mutual Implement and Hardware Ins. Co.	1,843	261	561	331
Fidelity and Casualty Company of New York	18	---	---	24
Fidelity and Deposit Company of Maryland	1,677	479	5,441	637
Fidelity and Guaranty Insurance Underwriters, Inc.	1,658	966	—98	1,480
Fidelity-Phenix Insurance Company	73,854	24,505	39,059	9,133
Fire and Casualty Insurance Company of Connecticut	18,230	17,026	47,653	14,193
Fireman's Fund Insurance Company	230,290	225,949	96,016	46,931
Firemen's Insurance Company of Newark, N. J.	127,726	92,517	97,929	46,410
Firemen's Mutual Insurance Company	15,911	2,504	---	---
First National Insurance Company of America	42,517	28,310	54,500	11,988
Florists' Mutual Insurance Company	377	---	2,651	---
Foremost Insurance Company	---	---	---	---
Fulton Insurance Company	38,567	9,505	24,469	9,356
General Accident Fire & Life Assurance Corp., Ltd.	33,059	23,584	49,308	11,505
General Fire and Casualty Company	---	---	---	---
General Guaranty Insurance Company	16,574	18,571	16,965	7,581
General Insurance Company of America	227,092	44,706	106,898	35,733
General Insurance Corporation	15,200	24,411	18,242	6,466
General Reinsurance Corporation	---	---	---	---
Germantown Insurance Company	1,922	91	6,526	883
Glen Falls Insurance Company	61,882	17,712	59,664	11,218
Globe Indemnity Company	38,104	8,759	12,985	2,407
Globe Security Insurance Company	593	---	319	---
Government Employees Insurance Company	4,338	2,170	8,173	954
Grain Dealers Mutual Insurance Company	96,845	25,137	21,626	8,774
Grange Insurance Association	---	---	---	---
Granite State Insurance Company	---	---	---	---
Great American Insurance Company	220,682	78,128	86,928	46,966
Great Central Insurance Company	---	---	---	---
Guarantee Insurance Company	1,753	44,861	678	80
Guaranty Security Insurance Company	17,161	10,790	7,728	3,112
Gulf Insurance Company	5,070,809	2,608,676	3,102,366	1,921,405
Hanover Insurance Company	225,656	48,145	131,437	24,191
Harbor Insurance Company	179	---	537	---
Hardware Dealers Mutual Fire Insurance Co.	42,844	5,287	12,180	2,515
Hardware Mutual Casualty Company	—63	---	433	8
Harford Mutual Insurance Company	—1,488	460	—244	352
Hartford Accident and Indemnity Company	---	---	---	---
Hartford Fire Insurance Company	453,109	186,825	202,212	124,947
Hartford Steam Boiler Inspection & Insurance Co.	---	---	---	---
Hawkeye-Security Insurance Company	35,548	16,688	27,337	5,785
Highlands Insurance Company	---	---	---	---
Home Fire & Marine Insurance Co. of California	—1,167	---	195	---
Home Indemnity Company	---	---	---	---

COLORADO BUSINESS FOR YEAR 1964

LOSSES PAID — BY CLASSIFICATION — Continued

	HOME OWNERS Multiple Peril		COMMERCIAL Multiple Peril		INLAND Direct Premiums Written	MARINE Direct Losses Paid	HOSPITALIZATION Accident and Health	
	Direct Premiums Written	Direct Losses Paid	Direct Premiums Written	Direct Losses Paid			Direct Premiums Written	Direct Losses Paid
					-1,329	143		
6,292	266,661	62,441	14,447	6,163	17,747	23,392		
5,526	328	149			2,645	427	25,008	21,230
1,850	67,302	13,749	6,030	613	129			
158	2,557	599					2,224	
					17,418	194		
8,949	96,067	42,747	151,647	33,933	95,972	33,472	2,427	35
331	467	227	1,675		1,271	36		
24	888	169	767	1,155	51		10,306	3,842
637	43,033	9,930			409	41		
1,480	7,624	596						
9,133	31,385	23,064	18,710	677	9,209	9,864	605	
4,193	654,211	190,081	21,019	11,835	4,852	1,527		
6,931	119,176	94,071	254,330	28,139	211,925	71,479	68,217	57,476
6,410	131,540	61,269	12,688	4,369	9,136	9,522	757	23
1,988		181		12	170			
					27			
9,356	38,179	18,919	8,135	710	365	-357		
1,505	440,450	157,234	-5,902	501	20,775	5,458	7,124	3,282
7,581	7,465	3,850	361		1,747	1,107		
35,733	494,261	150,708	143,175	26,010	98,610	33,562		
6,466	106,180	65,557	5,881	326	358			
833	82,605	17,246					127	
11,218	42,188	15,982	28,566	1,889	18,206	30,352	165	16
2,407	27,973	6,366	25,625	1,463	10,580	14,627	3,397	
954	61,514	12,761			531			
8,774	21,893	6,221	7,856	178	1,877	340		
					2,904	61		
	743	33	1,046	61	12	-1		
46,966	153,207	66,801	100,776	4,181	56,817	22,496	1,465	32
80	2,747	507	2,547	2,269				
3,112	7,698	4,607	30	126	1,164	76		
21,405	4,068,091	2,402,844	562,465	132,473	1,185,853	592,419		
24,191	172,233	29,109	59,084	7,714	47,495	11,060	11,138	5,456
					18			
2,515	22,192	7,423	114		52,883	16,476		
8	338	119	58		1,308	552	922	4,979
352	-386	1,327	-21	29	-65			
		165	602	50	476	726	31,758	12,126
24,947	219,501	97,872	144,722	27,726	306,162	157,441		
5,785	55,070	17,391	9,415	968	17,988	1,705		
					108			
		24					835	
		270					142	28

TABLE 3 — MULTIPLE LINE
DIRECT PREMIUMS WRITTEN AND DIRECT

Name of Company	FIRE		Extended Coverage and Other Allied Lines	
	Direct Premiums Written	Direct Losses Paid	Direct Premiums Written	Direct Losses Paid
Home Insurance Company	442,261	647,663	194,496	85,390
Houston Fire and Casualty Insurance Company	32,816	21,330	32,411	7,986
Imperial Casualty & Indemnity Company	---	---	---	81
Indiana Lumbermens Mutual Insurance Company	11,606	20,544	1,574	17
Industrial Indemnity Company	4,538	---	813	55,127
Insurance Company of North America	197,910	144,954	53,042	370
Insurance Company of St. Louis	113	---	455	219
Insurance Company of the State of Pennsylvania	-3,496	5,119	180	---
Insurers Indemnity & Insurance Company	---	---	---	245
International Insurance Company	257	100	-72	1,292
International Service Insurance Company	2,527	612	1,223	9,063
Iowa Mutual Insurance Company	72,096	11,350	23,721	4,164
Iowa National Mutual Insurance Company	15,495	6,514	14,910	17,118
Jersey Insurance Company of New York	-11,040	13,875	-3,838	1,970
Kansas City Fire & Marine Insurance Company	26,401	22,961	10,356	2,535
Liberty Mutual Fire Insurance Company	25,465	520	10,213	---
Liberty Mutual Insurance Company	9,085	---	1,712	1,616
Liverpool and London and Globe Ins. Co., Ltd.	1,516	350	2,840	---
The London Assurance	---	---	---	1,583
London Guarantee and Accident Company, Ltd.	10,993	97	3,862	1,984
London & Lancashire Insurance Company, Ltd.	23,684	6,528	13,042	239
Lumbermens Mutual Casualty Company	14,567	1,444	724	---
Lumbermen's Mutual Insurance Company	386	46	267	15
Maine Bonding and Casualty Company	-13	---	-28	10,250
Manhattan Fire and Marine Insurance Company	64,213	14,990	35,366	---
Manufacturers Mutual Fire Insurance Company	33,041	10,016	---	---
Marine Insurance Company, Limited	---	---	---	159
Maritime Insurance Company, Limited	-282	205	344	8,732
Maryland Casualty Company	48,390	30,053	25,927	---
Massachusetts Bay Insurance Company	---	---	---	3,587
Mercantile Insurance Company of America	5,720	2,100	2,422	210
Merchants Fire Assurance Corporation of N. Y.	19,974	820	-252	---
Metropolitan Fire Assurance Company	---	---	---	---
Michigan Millers Mutual Insurance Company	8,032	21	691	---
Michigan Mutual Liability Company	---	---	---	3,929
Mid-Century Insurance Company	11,462	1,312	19,132	139
Mid-Continent Casualty Company	-325	21	-104	---
Mid-Continent Insurance Company	4,810	---	447	---
Midwest Mutual Insurance Company	---	---	---	---
Midwestern Insurance Company	---	---	---	1,067
Mill Owners Mutual Insurance Company	9,274	200	5,304	---
Millers Mutual Fire Insurance Company of Texas	---	---	---	3,011
Millers' Mutual Insurance Association of Illinois	81,639	1,198	11,707	6,321
Millers National Insurance Company	19,320	5,383	10,890	15,457
Milwaukee Insurance Company of Milwaukee, Wisconsin	44,754	31,467	33,824	---
Minnehoma Insurance Company	---	---	---	---
Mission Insurance Company	52	---	---	11,141
Monarch Insurance Company of Ohio	48,581	41,548	27,105	---
Motor Club of America Insurance Company	---	---	---	---
Mutual Boiler and Machinery Insurance Company	---	---	---	---
National American Insurance Company	---	---	---	---
National Automobile and Casualty Insurance Co.	364	---	148	845
National-Ben Franklin Ins. Co. of Pittsburgh, Pa.	4,005	343	3,811	---
National Casualty Company	---	---	---	---
National Farmers Union Property & Casualty Co.	---	---	---	---

COLORADO BUSINESS FOR YEAR 1964
LOSSES PAID — BY CLASSIFICATION — Continued

	HOME OWNERS		COMMERCIAL		INLAND	MARINE	HOSPITALIZATION	
	Multiple Peril	Direct	Multiple Peril	Direct			Accident and	Health
Direct	Premiums	Losses	Direct	Losses	Direct	Direct	Premiums	Losses
Written	Written	Paid	Written	Paid	Written	Written	Written	Paid
85,390	436,952	192,620	293,347	273,212	178,762	124,963	9,387	227
7,986	39,028	8,528	2,230	142	3,255	7,310	---	---
81	---	---	---	---	4,593	2,337	72,366	---
17	300	856	---	---	---	---	---	---
55,127	---	---	---	---	4	---	---	---
370	390,970	307,366	447,402	134,859	159,649	93,475	12,945	2,516
219	---	---	---	---	---	---	---	440
245	---	---	---	---	---	---	---	---
1,292	180	93	---	---	-15	693	---	---
9,063	2,362	2,698	486	---	49	---	---	---
4,164	21,843	6,788	---	---	10,991	4,222	---	---
17,118	87,178	80,751	10,789	2,928	5,235	1,043	---	---
1,970	2,210	25,937	-3,445	2,148	442	2,880	---	---
2,535	174,474	39,125	78	45	1,851	104	---	---
1,616	63,478	11,484	---	---	18,840	10,803	---	---
1,583	---	---	1,628	94	2,001	1,002	9,671	1,298
1,994	3,043	681	888	604	616	814	---	---
239	---	---	---	---	---	---	---	---
15	3,769	1,591	-19	---	1,563	2,868	801	---
10,250	24,590	6,269	6,961	465	1,171	---	83	---
159	2,169	1,060	2,750	1,150	27	---	1,009	1,215
8,732	35	123	---	---	4,076	---	---	---
3,567	---	---	---	---	---	---	---	---
210	59,208	40,059	42,224	5,514	4,557	528	---	---
3,929	---	---	---	---	---	---	---	---
139	---	---	---	---	---	---	---	---
1,067	869	264	---	---	1,240	3,224	---	---
3,011	62,009	42,139	50,528	10,450	17,413	12,642	26,606	19,145
6,321	16,164	637	---	---	232	---	---	---
15,457	816	3,020	404	32,680	152	91	---	---
11,141	15,428	2,031	---	35	417	1,336	---	---
845	---	---	---	---	---	---	---	---
---	-33	---	---	---	50	---	---	---
---	---	---	206	---	58,928	83,922	---	---
---	81,517	21,582	316	43	33,433	9,547	---	---
---	-101	---	1,277	---	-400	---	---	---
---	---	---	---	---	---	---	---	---
---	---	---	---	---	---	---	---	---
---	-15	32	---	---	609	50	---	---
---	---	---	---	---	---	---	---	---
---	515	1,184	---	---	26	---	---	---
---	8,787	4,897	1,825	249	17,086	4,152	---	---
---	33,662	9,036	2,201	311	3,693	2,567	395	---
---	---	---	---	---	---	---	---	---
---	85,720	32,485	4,450	1,693	3,748	-233	---	---
---	---	---	---	---	14	---	---	---
---	---	---	---	---	---	---	---	---
---	1,609	127	---	---	354	---	50	---
---	---	---	---	---	---	---	41,818	18,293
---	36,146	10,545	4,195	290	---	---	---	---

TABLE 3 — MULTIPLE LINE
DIRECT PREMIUMS WRITTEN AND DIRECT

Name of Company	FIRE		Extended Coverage and Other Allied Lines	
	Direct Premiums Written	Direct Losses Paid	Direct Premiums Written	Direct Losses Paid
National Fire Insurance Company of Hartford	240,037	70,459	134,275	52,267
National Indemnity Company	4,600	---	729	7
National Mutual Insurance Company	1,211	---	554	---
National Reinsurance Corporation	---	---	---	---
National Standard Insurance Company	---	---	---	---
National Surety Corporation	40,402	22,126	25,194	4,809
National Union Fire Ins. Co. of Pittsburgh, Pa.	412,620	102,541	178,713	76,157
Nationwide Mutual Fire Insurance Company	---	---	---	---
Nationwide Mutual Insurance Company	---	---	---	---
New Amsterdam Casualty Company	24,429	828	13,543	5,128
Newark Insurance Company	9,965	234	7,239	1,308
New Hampshire Insurance Company	41,166	48,784	15,603	5,949
New York Fire Insurance Company	2,928	7,861	2,159	8,579
New York Underwriters Insurance Company	41,446	937	17,305	5,427
Niagara Fire Insurance Company	46,473	11,538	21,670	8,818
North American Reinsurance Corporation	---	---	---	---
Northeastern Insurance Company of Hartford	---	---	---	---
Northern Assurance Company of America	25,137	8,659	16,029	6,846
Northern Insurance Company of New York	13,343	15,694	17,537	7,508
Northland Insurance Company	---	---	---	---
North River Insurance Company	40,543	20,275	32,045	591
Northwestern Mutual Insurance Company	88,092	26,155	59,963	10,336
Northwestern National Casualty Company	1,304	---	1,864	41,119
Northwestern National Ins. Co. of Milwaukee, Wisc.	119,045	44,453	151,850	31
Northwestern Security Insurance Company	114	---	64	46,308
Occidental Fire & Casualty Company	---	---	---	---
Ohio Casualty Insurance Company	54,493	16,050	43,011	14,279
Ohio Farmers Insurance Company	43,899	28,661	42,431	8,837
Old Colony Insurance Company	47,070	26,672	15,667	25,258
Old Republic Insurance Company	36	---	45	---
Olympic Insurance Company	8,793	50	1,013	---
Pacific Employers Insurance Company	---	---	---	---
Pacific Indemnity Company	130,162	41,673	48,896	16,963
Pacific Insurance Company of New York	---	---	---	---
Pacific Insurance Company of New York	---	---	---	---
Pan American Fire & Casualty Company	---	---	---	---
Pan American Fire & Casualty Company	---	---	---	---
Peerless Insurance Company	10,340	11,223	2,319	3,746
Pennsylvania General Insurance Company	2,120	203	3,051	38
Pennsylvania Insurance Company	37,580	9,493	13,929	4,532
Pennsylvania Lumbermens Mutual Insurance Co.	---	---	---	---
Pennsylvania Millers Mutual Insurance Co.	5,262	---	51	52
Philadelphia Manufacturers Mutual Ins. Co.	1,189	---	---	---
Phoenix Assurance Company of New York	238,359	215,191	90,030	38,497
Phoenix Insurance Company	180,286	54,084	75,937	48,072
Plains Insurance Company	1,476	927	1,563	886
Planet Insurance Company	---	---	---	---
Potomac Insurance Company	277,853	172,395	174,442	48,458
Preferred Fire Insurance Company	---	---	---	---
Preferred Risk Mutual Insurance Company	5,990	252	8,247	1,155
Premier Insurance Company	9,124	497	4,976	6,772
Protection Mutual Insurance Company	62,253	120,684	---	---
Protective National Insurance Company of Omaha	---	---	---	---
Providence Washington Insurance Company	6,686	11,309	3,425	1,038
Provident Insurance Company of New York	6,012	1,401	2,681	1,924
Queen Insurance Company of America	30,655	28,473	15,156	6,514
Reinsurance Corporation of New York	2,924	2,270	635	485

TABLE 3 — MULTIPLE LINE
DIRECT PREMIUMS WRITTEN AND DIRECT

Name of Company	FIRE		Extended Coverage and Other Allied Lines	
	Direct Premiums Written	Direct Losses Paid	Direct Premiums Written	Direct Losses Paid
Reliable Insurance Company	44	---	155	---
Reliance Insurance Company	400,475	218,354	206,922	68,580
Republic Insurance Company	94,734	38,240	237,816	56,937
Reserve Insurance Company	---	---	---	---
Resolute Insurance Company	40	---	---	---
Royal Exchange Assurance	28,824	63,214	11,328	2,760
Royal Indemnity Company	10,434	469	6,759	753
Royal Insurance Company, Limited	93,938	27,380	35,338	10,358
St. Louis Fire & Marine Insurance Company	4	---	189	20
St. Paul Fire & Marine Insurance Company	417,307	166,020	170,098	47,264
St. Paul Mercury Insurance Company	33,622	3,826	16,004	3,846
Safeco Insurance Company of America	11,218	---	2,511	15
Safeguard Insurance Company	45,060	7,748	36,347	9,632
Sea Insurance Company Limited	277	---	57	---
Seaboard Fire & Marine Insurance Company	-396	---	-128	---
Seaboard Surety Company	---	---	---	---
Security Insurance Company of New Haven	51,120	16,896	30,370	10,881
Security Mutual Casualty Company	106	---	229	---
Security National Insurance Company	---	---	---	---
Select Insurance Company	11,081	1,109	8,737	1,878
Sentinel Indemnity Company	5,364	80	5,490	1,450
South Carolina Insurance Company	10,543	2,028	8,908	1,762
Southern Fire and Casualty Company	---	---	---	---
Standard Fire Insurance Company	8,967	11,044	2,291	1,063
Standard Marine Insurance Company Limited	---	---	---	---
State Farm Fire and Casualty Company	113,782	37,600	140,106	43,113
State Farm General Insurance Company	13,176	1,709	19,382	1,986
State Farm Mutual Automobile Insurance Co.	---	---	---	---
Stonewall Insurance Company	---	---	---	---
Stuyvesant Insurance Company	---	---	---	---
Sun Insurance Company of New York	84,008	30,160	27,636	24,332
Sun Insurance Office Limited	3,087	17,105	2,230	2,968
Superior Insurance Company	15,595	1,570	11,938	3,336
Superior Risk Insurance Company	11,301	232	20,485	1,294
Swiss National Insurance Company, U.S.A.	956	91	2,065	874
Swiss Reinsurance Company	---	---	---	---
"Switzerland" General Insurance Company, Ltd.	---	---	---	---
Thames and Mersey Marine Insurance Co., Ltd.	---	---	---	---
Town Mutual Dwelling Insurance Company	---	---	---	---
Transamerica Insurance Company	172,583	93,670	90,296	33,321
Transcontinental Insurance Company	19,467	2,240	37,433	4,917
Transit Casualty Company	1,595	---	577	---
Transport Indemnity Company	3,132	---	413	---
Transport Insurance Company	---	---	---	---
Transportation Insurance Company	---	---	---	---
The Travelers Indemnity Company	156,363	145,476	85,786	47,962
Trinity-Universal Insurance Company	77,064	25,566	62,338	18,975
Tri-State Insurance Company	3,235	4,707	2,682	150
Twin City Fire Insurance Company	24,606	17,203	15,285	4,024
Underwriters Insurance Company	1,353	---	38	211
Union Insurance Company (Mutual)	36,634	4,306	39,665	22,686
Union Mutual Insurance Company of Providence	266	---	251	---
United Fire & Casualty Company	18,009	5,193	17,968	3,142
United Pacific Insurance Company	---	---	---	984
United States Casualty Company	5,124	658	4,333	---

COLORADO BUSINESS FOR YEAR 1964
LOSSES PAID — BY CLASSIFICATION — Continued

Average and Lines Direct Losses Paid	HOME OWNERS Multiple Peril		COMMERCIAL Multiple Peril		INLAND	MARINE	HOSPITALIZATION Accident and Health	
	Direct Premiums Written	Direct Losses Paid	Direct Premiums Written	Direct Losses Paid	Direct Premiums Written	Direct Losses Paid	Direct Premiums Written	Direct Losses Paid
68,590	---	---	---	---	---	---	624	625
56,937	588,126	207,067	181,177	20,524	49,319	25,225	1,668	701
---	303,216	77,654	37,784	7,781	3,900	1,601	---	---
---	---	---	---	---	19,502	13,344	---	---
2,760	---	---	---	---	2,789	1,800	---	---
753	20,724	11,469	320	268	1,203	7,285	---	---
10,358	11,932	6,905	27,344	2,878	9,455	3,456	5,737	3,240
20	21,495	12,681	18,593	5,023	19,785	12,776	---	---
47,264	---	---	---	---	---	---	---	---
3,346	131,324	172,450	51,288	41,900	305,965	226,667	38,551	4,170
15	36,508	14,937	---	---	---	---	715	---
9,632	---	143	117	---	---	---	656	---
---	52,238	19,652	11,385	1,432	2,258	1,370	719	---
---	---	7	---	---	---	---	---	---
10,891	---	---	---	---	---	---	---	---
---	92,482	20,311	36,684	7,876	13,308	1,545	368	512
---	1,120	36	---	---	89,819	43,742	541	1,316
1,376	20,238	2,023	---	---	---	---	---	---
1,450	60,578	26,328	36	---	766	---	---	---
1,762	11,534	18,189	---	---	330	---	---	---
---	11,040	8,953	50	96	1,678	142	---	---
1,083	---	---	---	---	---	---	---	---
---	2,119	435	---	---	47	209	---	---
43,118	---	---	---	---	1,282	---	---	---
1,686	1,059,360	281,739	36,100	3,735	19,545	5,883	---	---
---	---	---	---	---	96	---	---	---
---	---	---	---	---	---	---	---	---
24,332	---	---	---	---	3,219	805	---	---
2,303	36,223	51,735	-8,167	1,225	7,023	5,938	410	1,130
3,339	4,182	700	---	28	1,600	2	3	5
1,294	20,017	3,303	1,971	332	716	---	---	---
874	137,569	30,715	4,175	10	694	93	---	---
---	22,576	7,658	---	---	61	---	---	---
---	---	---	---	---	---	---	---	---
---	---	---	---	---	---	---	---	---
33,321	---	---	---	---	---	---	---	---
4,917	85,886	33,816	67,541	53,706	26,726	21,309	---	---
---	486,607	156,350	1,442	1,335	13,204	2,507	---	---
---	---	---	823	---	118	---	---	25
---	---	---	---	---	97,559	230,760	---	---
---	---	---	---	---	---	---	981	668
47,963	269,254	231,910	238,946	66,981	157,794	43,575	---	---
18,975	166,033	47,255	26,891	3,837	9,086	1,114	---	---
150	3,198	9,068	90	508	13,917	5,825	---	---
4,024	7,949	1,465	-62	349	480	1,143	---	---
211	---	---	---	---	---	---	---	---
22,686	27,951	3,971	---	---	243	---	---	---
---	---	---	---	---	---	---	---	---
3,143	130,847	37,883	16,602	4,036	5,876	696	---	---
964	---	---	5,802	98	---	---	---	---
---	18,584	6,215	915	545	1,965	---	130	---

TABLE 3 — MULTIPLE LINE
DIRECT PREMIUMS WRITTEN AND DIRECT

Name of Company	FIRE		Extended Coverage and Other Allied Lines	
	Direct Premiums Written	Direct Losses Paid	Direct Premiums Written	Direct Losses Paid
United States Fidelity and Guaranty Company-----	379,035	225,396	118,528	50,435
United States Fire Insurance Company-----	268,162	67,273	114,938	29,618
Universal Surety Company-----	-----	-----	-----	-----
Universal Underwriters Insurance Company-----	-----	-----	-----	-----
Utah Home Fire Insurance Company-----	—185	-----	—197	83
Utica Mutual Insurance Company-----	-----	-----	-----	-----
Valley Forge Insurance Company-----	-----	-----	-----	-----
Vanguard Insurance Company-----	50,314	35,026	145,468	32,818
Vigilant Insurance Company-----	78	-----	49	-----
Washington Fire and Marine Insurance Company-----	-----	-----	-----	-----
Washington General Insurance Corporation-----	1,821	248	1,568	278
West American Insurance Company-----	-----	-----	-----	-----
Westchester Fire Insurance Company-----	146,070	56,703	62,111	25,365
Western Casualty and Surety Company-----	2,383	-----	390	68
Western Fire Insurance Company-----	220,218	96,200	127,159	36,176
Western Mutual Insurance Company-----	27,024	7,539	28,359	8,295
Western Pacific Insurance Company-----	-----	-----	-----	-----
Wolverine Insurance Company-----	103	20	53	333
Worcester Mutual Fire Insurance Company-----	-----	-----	-----	-----
Yorkshire Insurance Company of New York-----	498	-----	285	-----
Zurich Insurance Company-----	15,996	1,019	10,211	3,124
Totals -----	\$17,355,532	\$9,680,076	\$9,812,057	\$4,381,594

COLO
LOSS

P

\$

COLORADO BUSINESS FOR YEAR 1964
LOSSES PAID — BY CLASSIFICATION — Continued

Average of Lines Direct Losses Paid	HOME OWNERS Multiple Peril		COMMERCIAL Multiple Peril		INLAND	MARINE	HOSPITALIZATION Accident and Health	
	Direct Premiums Written	Direct Losses Paid	Direct Premiums Written	Direct Losses Paid	Direct Premiums Written	Direct Losses Paid	Direct Premiums Written	Direct Losses Paid
50,435	370,750	139,309	273,489	30,845	124,619	59,577	7,152	3,068
29,618	157,465	60,552	47,454	17,468	72,180	49,410	---	---
---	---	---	---	---	---	---	---	---
83	531	234	---	---	2,949	818	---	---
---	---	---	---	---	---	---	16	---
32,818	833,678	270,890	5,003	721	2,592	398	---	---
---	3,650	1,120	---	---	806	---	16	---
---	---	---	---	---	---	---	---	---
278	1,685	854	-1,213	---	20,352	23,557	---	---
---	---	---	---	---	---	---	---	---
25,365	80,686	26,423	12,634	2,172	6,900	2,687	---	---
60	108,834	142,210	10,441	---	3,760	731	26,210	10,426
36,176	317,981	77,996	158,959	36,357	71,985	15,923	---	---
8,298	84,782	41,951	3,522	4,249	10,920	6,130	3,584	2,450
---	---	---	---	---	---	---	---	---
333	---	---	---	---	6	---	---	---
---	---	---	---	---	---	293	---	---
---	47	---	---	---	185	---	---	---
3,124	25,891	19,631	4,924	1,238	15,427	19,782	5,082	29,779
---	---	---	---	---	---	---	---	---
\$4,381,594	\$20,501,447	\$9,070,783	\$5,607,424	\$1,566,585	\$5,769,782	\$3,005,633	\$2,214,717	\$1,018,391

TABLE 4 — MULTIPLE LINE
DIRECT PREMIUMS WRITTEN AND DIRECT

Name of Company	Group Accident And Health		Workmen's Compensation	
	Direct Premiums Written	Direct Losses Paid	Direct Premiums Written	Direct Losses Paid
DOMESTIC:				
Colorado Farm Bureau Mutual Insurance Company.....	\$	\$	\$	\$
FOREIGN:				
Accident and Casualty Ins. Co. of Winterthur Switzerland	---	---	---	---
Aetna Casualty and Surety Company.....	---	---	638,087	227,177
Aetna Insurance Company.....	1,756	1,150	52,757	47,899
Affiliated F M Insurance Company.....	---	---	---	---
Agricultural Insurance Company.....	---	---	25,304	16,034
Albany Insurance Company.....	---	---	---	---
Alliance Mutual Casualty Company.....	---	---	20,645	7,379
Allied Mutual Insurance Company.....	---	---	---	---
Allstate Insurance Company.....	135,543	125,814	---	---
Amco Insurance Company.....	---	---	---	---
American Automobile Insurance Company.....	---	---	699	10
American Bankers Ins. Company of Florida.....	---	---	---	---
American Casualty Co. of Reading, Pennsylvania.....	100,784	37,026	5,688	1,855
American Central Insurance Company.....	---	---	---	---
American Druggists' Insurance Company.....	---	---	---	---
American Empire Insurance Co. of South Dakota.....	---	---	---	---
American Employers' Insurance Company.....	28,771	21,532	191,296	101,616
American Equitable Assurance Co. of New York.....	---	---	---	---
American Family Mutual Insurance Company.....	---	---	---	---
American Fire and Casualty Company.....	---	---	---	---
American and Foreign Insurance Company.....	---	---	---	---
American General Insurance Company.....	---	---	202	1,809
American Guarantee and Liability Ins. Co.....	---	---	5,793	1,221
American Hardware Mutual Insurance Company.....	19,163	18,832	19,802	7,129
American Home Assurance Company.....	5,092	2,500	---	108
American Insurance Company.....	---	---	72,016	32,397
American Indemnity Company.....	---	---	---	---
American Liberty Insurance Company.....	---	---	---	---
American Manufacturers Mutual Insurance Co.....	---	---	---	---
American Motorists Insurance Company.....	---	2,021	99,726	71,670
American Mutual Insurance Company of Boston.....	---	---	---	---
American Mutual Liability Insurance Company.....	---	---	34,882	46,870
American National Fire Insurance Company.....	---	---	---	---
American Policyholders' Insurance Company.....	---	---	40	1,294
American Re-Insurance Company.....	---	---	---	---
American Road Insurance Company.....	---	---	---	---
American Star Insurance Company.....	---	---	---	---
American States Insurance Company.....	---	---	---	---
American Union Insurance Company of New York.....	---	---	---	---
American Universal Insurance Company.....	---	---	4,078	2,107
Argonaut Insurance Company.....	---	---	148,813	38,307
Arkwright Mutual Insurance Company.....	---	---	---	---
Associated Indemnity Corporation.....	115,349	105,103	53,151	24,188
Assurance Company of America.....	---	---	---	---
Atlantic Mutual Fire Insurance Company.....	---	---	---	---
Atlantic Mutual Insurance Company.....	---	---	617	---
Atlas Assurance Company Limited.....	---	---	---	---
Automobile Mutual Insurance Company of America.....	---	---	---	---
Autoplan Insurance Company.....	---	---	---	---
Badger Mutual Insurance Company.....	---	---	---	---
Balboa Insurance Company.....	---	---	---	---

COLORADO BUSINESS FOR YEAR 1964
LOSSES PAID — BY CLASSIFICATION

Other Than Auto Direct Premiums Written	Liability		Other Than Auto Direct Premiums Written	Liability		Auto Liability Direct Premiums Written	Liability (B.I.)		Auto Liability Direct Premiums Written	Liability (P.D.)	
	Auto (B.I.) Direct Losses Paid	Direct Losses Paid		Auto (P.D.) Direct Losses Paid	Direct Losses Paid		Direct Losses Paid	Direct Losses Paid			
\$ 91,789	\$ 63,404	\$ 14,271	\$ 13,011	\$ 389,614	\$ 247,016	\$ 179,165	\$ 130,702				
218,286	142,458	57,623	21,055	576,107	427,810	334,902	231,168				
102,500	29,212	26,863	8,190	201,321	182,449	121,439	70,714				
45,258	4,040	25,235	8,063	79,870	22,298	53,553	29,475				
26,056	5,141	12,539	3,070	256,625	150,406	153,488	78,692				
14,938	950	6,573	1,357	192,505	73,754	105,595	52,595				
47,525	10,371	9,751	2,761	1,578,252	871,892	880,093	490,291				
---	---	---	---	2,509	59	1,138	203				
---	---	---	---	412	---	270	95				
2,299	---	5,049	---	1,724	1,325	1,022	2,792				
11	---	---	---	61	---	48	---				
5,072	48	190	---	---	---	---	---				
2,900	64	790	584	20,550	10,471	12,273	4,922				
152,525	56,645	69,665	136,283	169,294	59,676	96,552	55,718				
---	---	---	---	---	---	---	---				
2,931	500	594	---	76	---	29	---				
---	---	---	---	13	---	9	---				
80	20,000	-7	67	270	-7,881	124	1,464				
5,487	20	2,622	79	24,468	38,649	14,861	10,913				
14,785	2,684	2,311	525	35,283	31,711	23,340	17,532				
8,886	---	3,171	---	3,456	1,669	1,634	844				
51,729	11,427	22,945	1,494	225,331	129,650	140,324	79,145				
2,476	93	649	40	15,598	537	9,085	4,808				
---	---	---	---	---	---	---	---				
17,694	1,687	8,147	1,938	102,043	42,372	59,594	40,431				
---	---	---	---	---	---	---	---				
1,817	621	2,015	1,017	7,238	11,076	4,730	3,454				
14	---	---	---	29,788	13,950	17,805	11,785				
---	---	---	---	108	---	32	---				
45	---	45	---	180	---	180	---				
---	---	---	---	---	---	---	---				
---	---	---	---	---	---	---	---				
1,971	627	2,612	17	369,766	189,279	260,759	152,604				
---	---	---	---	---	---	---	---				
10,234	934	2,206	888	20,078	8,678	12,093	5,594				
3,066	---	4,199	---	1,128	---	798	794				
---	---	---	---	---	---	---	---				
4,216	505	11	---	62,586	18,911	33,401	16,102				
5,019	4,131	95	---	---	---	---	---				
---	---	---	---	---	---	---	---				
---	---	---	---	---	---	---	---				
---	---	---	---	---	---	---	---				
---	---	---	---	---	---	---	---				
---	---	---	---	---	---	---	---				
---	---	---	---	---	---	---	---				
166	---	36	---	---	---	---	---				
3,075	214	530	---	1,153	1,510	946	477				

LINE
RECT
n's
tion
Direct
Losses
Paid
\$
227,177
47,880
16,034
7,373
10
1,853
101,618
1,888
1,221
7,139
188
32,287
71,670
46,670
1,284
2,107
38,307
24,183

TABLE 4 — MULTIPLE LINE
DIRECT PREMIUMS WRITTEN AND DIRECT

Name of Company	Group Accident And Health		Workmen's Compensation	
	Direct Premiums Written	Direct Losses Paid	Direct Premiums Written	Direct Losses Paid
Bankers Multiple Line Insurance Company	—125	---	---	---
Bankers and Shippers Insurance Co. of New York	---	---	---	---
Beneficial Fire and Casualty Insurance Co.	---	---	---	---
Birmingham Fire Ins. Co. of Pennsylvania	---	---	8	14,459
Bituminous Casualty Corporation	---	---	25,285	396
Bituminous Fire and Marine Insurance Company	---	---	25	---
Blackstone Mutual Insurance Company	---	---	---	---
Boston Indemnity Insurance Company	---	---	---	5,715
Boston Insurance Company	---	---	12,137	---
Boston Manufacturers Mutual Insurance Co.	---	---	---	---
British & Foreign Marine Insurance Co., Ltd.	---	---	---	---
Buffalo Insurance Company	---	---	---	---
California Insurance Company	---	---	---	---
Calvert Fire Insurance Company	---	---	---	1,020
Camden Fire Insurance Association	---	---	5,418	---
Canadian Indemnity Company	---	---	---	---
Canal Insurance Company	---	---	---	---
Carolina Casualty Insurance Company	---	---	---	2,574
Carriers Insurance Company	---	---	8,767	907
Celina Mutual Insurance Company	---	---	5,709	---
Centennial Insurance Company	---	---	166	---
Central Mutual Insurance Company	---	---	---	---
Central National Insurance Company of Omaha	---	---	---	---
Central Plains Insurance Company, Inc.	---	---	---	227
Central Surety and Insurance Corporation	---	---	3,415	---
Century Insurance Company Limited	---	---	---	---
Charter Oak Fire Insurance Company	---	---	---	---
Christiania General Insurance Corp. of New York	---	---	---	2,068
Cimarron Insurance Company, Inc.	---	---	1,856	3,323
Citizens Casualty Company of New York	---	---	5,078	5,622
Citizens Insurance Company of New Jersey	---	---	21,572	---
Civil Service Employees Insurance Company	---	---	---	---
Commercial Insurance Company	---	---	---	17,198
Commercial Insurance Company of Newark, N. J.	233,244	152,083	5,676	1,878
Commercial Standard Insurance Company	---	---	228	21,714
Commercial Union Insurance Company of New York	214	---	8,995	8,251
Connecticut Fire Insurance Company	---	---	34,105	---
Connecticut Indemnity Company	---	---	---	17,977
Consolidated Mutual Insurance Company	196	16,908	16,356	147,263
Continental Casualty Company	1,126,389	828,581	323,420	---
Continental Insurance Company	812	---	31	---
Druggists Mutual Insurance Company	---	---	---	10,292
Eagle Star Insurance Company Limited	---	---	---	---
Electric Mutual Liability Insurance Company	---	---	4,702	---
Emmco Insurance Company	---	---	---	20,586
Employers' Casualty Company	---	---	30,501	2,830
Employers' Fire Insurance Company	---	---	5,029	80,082
Employers' Liability Assurance Corp., Ltd.	---	---	68,005	17,143
Employers Mutual Casualty Company	---	---	18,858	---
Employers Mutual Fire Insurance Company	---	---	---	311,155
Employers Mutual Liability Ins. Co. of Wisconsin	---	---	561,061	16,812
Employers National Insurance Company	---	---	82,242	---
Employers Reinsurance Corporation	---	---	3,636	170
Equitable Fire and Marine Insurance Company	---	---	2,661	16
Equity Mutual Insurance Company	---	---	—142	---

COLORADO BUSINESS FOR YEAR 1964
LOSSES PAID — BY CLASSIFICATION — Continued

	Liability		Liability		Auto Liability (B.I.) Direct Premiums Written	Auto Liability (B.I.) Direct Losses Paid	Auto Liability (P.D.) Direct Premiums Written	Auto Liability (P.D.) Direct Losses Paid
	Other Than Auto Direct Premiums Written	Auto (B.I.) Direct Losses Paid	Other Than Auto Direct Premiums Written	Auto (P.D.) Direct Losses Paid				
		26,239		4				
					30		13	
					1,082		429	90
	236		39		91		58	
14,458	1,187		580		3,354		2,212	137
396								
5,716	9,435	1,870	4,116	1,771	15,824	13,296	10,236	2,862
	124	2,000	1					
								53
1,020	20,234	2,105	3,350	3,115	35,281	15,068	21,171	10,522
	3,767	659	1,208	78	11,093	15,713	6,462	7,423
					46,863	39,300	29,999	12,989
					7,490	250	4,041	2,262
2,574	11		1		12,171	15	4,675	1,048
907	32,047	4,958	10,071	2,176	96,227	31,672	72,293	34,538
	8		1		96		56	
	10,189	394	2,570	203	36,812	14,188	21,029	9,006
	204				291	6,500	261	1,320
	2,738	1,276	634	50	2,733	7,348	2,100	1,054
	237		-5		10	983	-25	1,723
					14,482	591	7,481	1,124
2,066	7,051	1,478	830	116	45,030	23,532	28,587	13,947
3,323	12,752	1,050	4,824	488	746,193	169,110	622,211	272,749
5,626	10,712	1,268	5,939	452	40,133	26,460	24,369	10,586
	1,542				36,813	21,200	15,222	12,973
17,136	22,383	234	6,034	6,070	14,758	25,305	9,165	3,313
1,879	826	3,610	174	561	1,158	6,699	539	2,253
21,714	36,947	5,703	25,451	800	63,864	134,151	37,407	28,930
8,231	19,758	2,553	4,761	131	38,002	7,272	23,359	8,522
					12,776	2,883	6,862	4,124
17,977	4,638	7,509	-230	715	71		106	
147,263	541,535	93,319	144,194	29,306	146,318	250,836	96,010	80,985
	5,001		1,525		3,672		2,299	132
	133		22					
10,280	417		1,657	487	3,397	184	3,097	1,036
20,536	13,492	4,186	7,427	3,027	76,203	33,300	58,684	30,372
2,530	20,050	138	14,304	668	13,727	23,599	9,505	4,499
80,088	154,268	70,100	77,909	9,965	155,728	167,946	99,345	62,240
17,143	24,067	13,443	4,603	777	250,113	141,694	156,904	82,843
	4,074	95	5		36,113	5,300	22,291	10,761
311,135	33,524	106,708	46,119	21,613	35,221	7,124	26,706	11,744
16,812								
170	25,479	1,425	156		20,315	750	8,813	
16	919	200	139		3,019	163	1,714	1,444
	-56		60		2,699	1,730	1,931	2,102

TABLE 4 — MULTIPLE LINE
DIRECT PREMIUMS WRITTEN AND DIRECT

Name of Company	Group Accident And Health		Workmen's Compensation	
	Direct Premiums Written	Direct Losses Paid	Direct Premiums Written	Direct Losses Paid
Excel Insurance Company	---	---	---	---
Export Insurance Company	---	---	16	---
Farm Bureau Mutual Insurance Company, Inc.	---	---	---	---
Farmers Alliance Mutual Insurance Company	---	---	---	---
Farmers Elevator Mutual Insurance Company	---	---	29,109	9,958
Farmers Fire Insurance Company	---	---	---	---
Farmers Home Mutual Insurance Company	---	---	---	---
Farmers and Merchants Insurance Company	---	---	---	---
Farmers Mutual Hail Insurance Co. of Iowa	---	---	---	---
Federal Insurance Company	---	---	43,333	17,904
Federal Mutual Insurance Company	---	---	---	---
Federated Mutual Implement and Hardware Ins. Co.	1,305	786	4,248	229
Fidelity and Casualty Company of New York	890	---	90,723	75,121
Fidelity and Deposit Company of Maryland	---	---	---	---
Fidelity and Guaranty Insurance Underwriters, Inc.	---	---	---	---
Fidelity-Phenix Insurance Company	---	---	---	---
Fire and Casualty Insurance Company of Connecticut	---	---	---	---
Fireman's Fund Insurance Company	5,768	40,456	178,629	65,408
Firemen's Insurance Company of Newark, N. J.	---	---	9,937	5,414
Firemen's Mutual Insurance Company	---	---	---	---
First National Insurance Company of America	---	---	---	---
Florists' Mutual Insurance Company	---	---	---	---
Foremost Insurance Company	---	---	---	---
Fulton Insurance Company	---	---	3,186	3,696
General Accident Fire & Life Assurance Corp, Ltd.	273	225	54,830	21,906
General Fire and Casualty Company	---	---	---	---
General Guaranty Insurance Company	---	---	12,672	2,941
General Insurance Company of America	---	---	33,783	15,563
General Insurance Corporation	---	---	66	---
General Reinsurance Corporation	---	---	---	---
Germantown Insurance Company	---	---	---	---
Glen Falls Insurance Company	---	---	12,530	1,965
Globe Indemnity Company	12,879	33	90,948	52,541
Globe Security Insurance Company	---	---	---	---
Government Employees Insurance Company	---	---	---	---
Grain Dealers Mutual Insurance Company	---	---	—55	121
Grange Insurance Association	---	---	---	---
Granite State Insurance Company	---	---	---	---
Great American Insurance Company	1,072	260	87,110	24,471
Great Central Insurance Company	---	---	---	---
Guarantee Insurance Company	---	---	304	13
Guaranty Security Insurance Company	---	---	---	---
Gulf Insurance Company	---	---	401,061	204,346
Hanover Insurance Company	256	---	41,001	10,500
Harbor Insurance Company	---	---	26	---
Hardware Dealers Mutual Fire Insurance Co.	---	---	---	---
Hardware Mutual Casualty Company	---	---	34,040	12,586
Harford Mutual Insurance Company	---	---	---	---
Hartford Accident and Indemnity Company	33,983	25,046	356,299	142,489
Hartford Fire Insurance Company	---	---	---	---
Hartford Steam Boiler Inspection & Insurance Co.	---	---	---	---
Hawkeye-Security Insurance Company	---	---	38,991	22,686
Highlands Insurance Company	---	---	684	---
Home Fire & Marine Insurance Co. of California	---	---	---	---
Home Indemnity Company	---	---	145,014	115,815

COLORADO BUSINESS FOR YEAR 1964
LOSSES PAID — BY CLASSIFICATION — Continued

	Liability		Liability		Auto Liability (B.I.)		Auto Liability (P.D.)	
	Other Than Direct Premiums Written	Auto (B.I.) Direct Losses Paid	Other Than Direct Premiums Written	Auto (P.D.) Direct Losses Paid	Direct Premiums Written	Direct Losses Paid	Direct Premiums Written	Direct Losses Paid
	2,699	---	1,004	---	78	---	36	---
	1,644	219	73	---	6,681	878	6,113	1,416
	16,632	49	15,808	4,081	17,629	722	14,409	2,079
	173	---	---	---	---	---	---	---
	---	---	---	---	2,847	250	2,174	500
	---	---	---	---	---	44,500	---	---
	129,571	7,751	59,791	26,766	75,228	107,077	42,819	22,223
	1,528	1,125	2,223	---	1,900	200	1,304	898
	58,403	5,963	18,565	4,374	97,432	81,984	54,794	37,928
	60	---	---	---	---	---	---	---
	---	---	---	---	1,547	---	1,041	---
	238	---	---	8	---	---	---	---
	170,577	20,391	60,588	17,701	308,260	162,809	185,176	88,142
	14,194	14,821	3,779	718	44,988	22,665	27,901	19,765
	938	---	—33	---	16,926	7,804	11,817	6,018
	---	---	---	---	---	---	---	---
	17,141	521	4,384	481	36,424	26,861	21,429	12,368
	13,771	2,847	3,331	887	13,274	15,415	8,954	15,818
	---	---	---	---	4,035	6	796	---
	4,870	151	3,543	416	59,516	39,869	30,245	17,714
	150,642	58,400	53,388	46,802	153,875	121,308	101,178	51,935
	3,196	3,410	1,575	4,556	46,117	67,834	27,301	15,542
	24	5,580	---	---	---	---	---	---
	---	---	---	---	---	---	---	---
	16,947	1,919	8,734	138	47,888	16,981	29,790	10,475
	57,385	1,634	15,457	9,560	66,469	24,886	42,082	22,164
	69	---	---	---	1,054	---	706	106
	1,969	124	---	---	479,368	257,894	276,819	143,032
	3,711	646	2,131	176	19,186	8,320	12,511	3,622
	13,915	3,898	5,376	—514	66,410	30,275	36,394	27,697
	---	---	---	---	620	---	333	288
	82,883	7,530	57,871	6,575	116,637	100,701	74,835	54,497
	17,356	7,128	19,126	11,976	---	---	---	---
	—198	---	—34	---	804	1,326	450	1,678
	3,738	436	109	17	7,811	2,914	4,707	4,096
	780,432	229,051	164,146	59,376	4,889,720	2,322,819	2,345,306	1,592,704
	59,701	6,462	17,844	4,707	123,508	54,511	75,332	31,796
	5,662	174	3,983	---	—173	6,861	883	---
	---	---	---	---	27,538	6,817	18,764	10,482
	4,024	2,426	1,213	17	14,973	5,861	12,206	4,614
	116	22	407	15	38	300	27	---
	214,595	51,024	72,033	40,641	531,241	294,635	304,498	180,831
	1,578	450	276	49	613	477	1,677	3,441
	---	---	---	---	---	---	---	---
	65,194	17,168	18,636	4,057	129,188	81,113	80,090	34,078
	832	---	196	120	272	---	174	---
	---	---	---	---	188	24,947	124	3,346
	109,690	18,540	68,685	21,716	296,517	169,646	190,163	116,131

TABLE 4 — MULTIPLE LINE
DIRECT PREMIUMS WRITTEN AND DIRECT

Name of Company	Group Direct Premiums Written	Accident And Health Direct Losses Paid	Workmen's Compensation Direct Premiums Written	Direct Losses Paid
Home Insurance Company	---	---	---	—300
Houston Fire and Casualty Insurance Company	---	---	23,102	8,979
Imperial Casualty & Indemnity Company	---	---	3,185	3,050
Indiana Lumbermens Mutual Insurance Company	---	---	---	26,584
Industrial Indemnity Company	---	---	16,476	97,496
Insurance Company of North America	110,614	5,758	217,699	---
Insurance Company of St. Louis	---	---	---	---
Insurance Company of the State of Pennsylvania	---	2,010	---	---
Insurors Indemnity & Insurance Company	---	---	---	1,237
International Insurance Company	---	---	294	---
International Service Insurance Company	---	---	---	10,776
Iowa Mutual Insurance Company	---	---	12,638	8,190
Iowa National Mutual Insurance Company	---	---	22,899	---
Jersey Insurance Company of New York	---	---	21	---
Kansas City Fire & Marine Insurance Company	---	---	—54	---
Liberty Mutual Fire Insurance Company	---	---	---	348,629
Liberty Mutual Insurance Company	122,720	99,232	687,121	---
Liverpool and London and Globe Ins. Co., Ltd.	---	---	---	---
The London Assurance	---	---	---	180,891
London Guarantee and Accident Company, Ltd.	---	---	32,605	1,737
London & Lancashire Insurance Company, Ltd.	---	---	10,670	11,775
Lumbermens Mutual Casualty Company	235	5,000	37,005	---
Lumbermen's Mutual Insurance Company	---	---	---	---
Maine Bonding and Casualty Company	---	---	---	10,570
Manhattan Fire and Marine Insurance Company	---	---	1,620	---
Manufacturers Mutual Fire Insurance Company	---	---	---	---
Marine Insurance Company, Limited	---	---	---	---
Maritime Insurance Company, Limited	---	---	---	144,750
Maryland Casualty Company	3,768	1,381	114,102	1,932
Massachusetts Bay Insurance Company	---	---	---	---
Mercantile Insurance Company of America	---	---	---	---
Merchants Fire Assurance Corporation of N. Y.	---	---	---	---
Metropolitan Fire Assurance Company	---	---	---	---
Michigan Millers Mutual Insurance Company	---	---	114	24,627
Michigan Mutual Liability Company	---	---	54,869	699
Mid-Century Insurance Company	---	---	---	---
Mid-Continent Casualty Company	---	---	2,336	---
Mid-Continent Insurance Company	---	---	---	---
Midwest Mutual Insurance Company	---	---	---	---
Midwestern Insurance Company	---	---	---	---
Mill Owners Mutual Insurance Company	---	---	---	---
Millers Mutual Fire Insurance Company of Texas	---	---	---	---
Millers' Mutual Insurance Association of Illinois	---	---	---	475
Millers National Insurance Company	---	---	---	---
Milwaukee Insurance Company of Milwaukee, Wisconsin	---	---	3,138	---
Minnehoma Insurance Company	---	---	---	---
Mission Insurance Company	---	---	---	---
Monarch Insurance Company of Ohio	---	---	---	---
Motor Club of America Insurance Company	---	---	---	---
Mutual Boiler and Machinery Insurance Company	---	---	---	---
National American Insurance Company	---	---	---	---
National Automobile and Casualty Insurance Co.	---	---	27	---
National-Ben Franklin Ins. Co. of Pittsburgh, Pa.	---	---	---	540
National Casualty Company	24,107	23,592	---	---
National Farmers Union Property & Casualty Co.	---	---	---	---

COLORADO BUSINESS FOR YEAR 1964

LOSSES PAID — BY CLASSIFICATION — Continued

	Liability		Liability		Auto Liability (B.I.)		Auto Liability (P.D.)	
	Other Than Direct Premiums Written	Auto (B.I.) Direct Losses Paid	Other Than Direct Premiums Written	Auto (P.D.) Direct Losses Paid	Direct Premiums Written	Direct Losses Paid	Direct Premiums Written	Direct Losses Paid
	3,076	132	5,787	28	48,659	14,003	29,900	10,243
	9,227	2,909	4,687	284	38,153	13,500	23,490	14,216
	-1,436	---	72	---	55,316	18,060	32,945	10,974
	37	---	16	---	125	3,600	70	390
	235	---	363	---	669	---	465	1,137
	321,601	43,590	126,138	33,356	222,126	98,864	139,819	69,907
	116	---	8	350	---	---	---	---
	---	---	---	---	3,270	997	2,061	2,878
	624	---	329	---	263	---	166	---
	-926	---	-727	---	103,528	31,397	73,703	36,703
	25,908	6,956	11,154	3,256	18,428	7,255	14,595	6,678
	22,550	2,244	11,997	3,242	215,172	178,126	156,284	96,805
	205	517	---	---	353	---	299	2,991
	1,355	---	447	---	196	203	109	214
	---	---	---	---	95,391	38,023	66,278	25,156
	74,757	65,528	18,912	3,699	102,397	37,095	51,680	23,828
	---	---	---	---	---	---	---	154
	97,385	18,198	42,462	26,182	155,668	78,716	103,703	48,478
	5,408	345	4,215	251	4,083	924	2,497	2,527
	3,727	750	917	---	22,994	5,136	12,446	7,168
	-48	---	---	---	---	---	---	---
	8,925	955	1,620	---	35,803	2,895	21,952	7,751
	---	---	---	---	---	---	---	---
	83,674	13,992	83,115	12,172	162,908	195,975	103,730	54,460
	---	---	---	---	851	105	441	---
	---	---	---	---	---	---	---	---
	1,515	---	2,373	1,278	41	---	29	---
	79,018	1,007	9,524	---	175,952	49,958	84,170	21,704
	832	---	354	---	154,212	43,927	74,638	44,447
	1,639	1,500	988	61	48,255	55,901	36,104	52,553
	---	---	---	---	---	---	---	---
	1,759	---	791	---	7,487	2,520	3,893	450
	4,694	500	1,611	106	22,628	7,577	13,874	9,192
	---	---	---	---	15,839	1,399	9,758	1,585
	---	---	---	---	---	---	---	---
	1,387	---	240	31	---	---	---	---
	5,458	1,222	1,510	127	9,943	2,184	6,024	2,611
	---	---	---	---	---	---	---	---
	1,500	---	---	---	6,328	97,738	-792	44,192
	723	---	18	---	197	---	93	---
	---	---	---	---	---	---	---	---
	---	---	---	---	---	---	---	---
	-307	---	---	---	117	-7,063	35	---
	---	---	---	---	1,112	---	591	315
	---	---	---	---	---	---	---	---
	114,969	56,924	2,687	348	293,734	126,916	172,990	83,354

TABLE 4 — MULTIPLE LINE
DIRECT PREMIUMS WRITTEN AND DIRECT

Name of Company	Group Accident And Health		Workmen's Compensation	
	Direct Premiums Written	Direct Losses Paid	Direct Premiums Written	Direct Losses Paid
National Fire Insurance Company of Hartford	---	---	---	---
National Indemnity Company	---	---	---	---
National Mutual Insurance Company	---	---	---	---
National Reinsurance Corporation	---	---	---	---
National Standard Insurance Company	---	---	---	---
National Surety Corporation	---	---	18,007	11,849
National Union Fire Ins. Co. of Pittsburgh, Pa.	---	---	43,093	22,774
Nationwide Mutual Fire Insurance Company	---	---	---	---
Nationwide Mutual Insurance Company	453	258	7	12,698
New Amsterdam Casualty Company	---	---	45,042	33,941
Newark Insurance Company	275	95	57,173	544
New Hampshire Insurance Company	---	---	1,032	---
New York Fire Insurance Company	---	---	---	2,682
New York Underwriters Insurance Company	---	---	7,929	---
Niagara Fire Insurance Company	---	---	---	---
North American Reinsurance Corporation	---	---	---	---
Northeastern Insurance Company of Hartford	---	---	---	10,982
Northern Assurance Company of America	---	---	4,020	---
Northern Insurance Company of New York	---	---	---	---
Northland Insurance Company	---	---	---	345
North River Insurance Company	---	---	4,645	---
Northwestern Mutual Insurance Company	---	---	---	---
Northwestern National Casualty Company	---	---	---	957
Northwestern National Ins. Co. of Milwaukee, Wisc.	---	---	15,868	---
Northwestern Security Insurance Company	---	---	---	254
Occidental Fire & Casualty Company	---	---	2,513	2,609
Ohio Casualty Insurance Company	---	---	15,754	1,323
Ohio Farmers Insurance Company	---	---	2,848	61
Old Colony Insurance Company	---	---	1,619	---
Old Republic Insurance Company	33	---	42	---
Olympic Insurance Company	---	---	---	39,873
Pacific Employers Insurance Company	---	---	12,848	14,873
Pacific Indemnity Company	7	---	31,009	---
Pacific Insurance Company of New York	---	---	---	282
Pan American Fire & Casualty Company	---	---	3,689	4,414
Peerless Insurance Company	1,309	495	4,070	35
Pennsylvania General Insurance Company	---	---	4,692	4,820
Pennsylvania Insurance Company	---	---	6,806	---
Pennsylvania Lumbermens Mutual Insurance Co.	---	---	---	---
Pennsylvania Millers Mutual Insurance Co.	---	---	---	---
Philadelphia Manufacturers Mutual Ins. Co.	---	---	---	15,184
Phoenix Assurance Company of New York	528	---	17,330	10,500
Phoenix Insurance Company	---	---	25,265	---
Plains Insurance Company	---	---	---	---
Planet Insurance Company	517	---	---	---
Potomac Insurance Company	2,021	2,391	37,791	36,719
Preferred Fire Insurance Company	---	---	---	---
Preferred Risk Mutual Insurance Company	---	---	---	---
Premier Insurance Company	---	---	---	---
Protection Mutual Insurance Company	---	---	---	---
Protective National Insurance Company of Omaha	---	---	---	1,043
Providence Washington Insurance Company	---	---	661	---
Provident Insurance Company of New York	---	---	---	15
Queen Insurance Company of America	---	---	894	---
Reinsurance Corporation of New York	---	---	---	---

TABLE 4 — MULTIPLE LINE
DIRECT PREMIUMS WRITTEN AND DIRECT

Name of Company	Group Accident And Health		Workmen's Compensation	
	Direct Premiums Written	Direct Losses Paid	Direct Premiums Written	Direct Losses Paid
Reliable Insurance Company	---	---	---	---
Reliance Insurance Company	32	---	76,387	29,133
Republic Insurance Company	---	---	---	---
Reserve Insurance Company	---	---	---	---
Resolute Insurance Company	---	---	---	---
Royal Exchange Assurance	---	---	1,542	3,090
Royal Indemnity Company	5,318	498	148,546	83,236
Royal Insurance Company, Limited	---	---	2,431	---
St. Louis Fire & Marine Insurance Company	---	---	---	---
St. Paul Fire and Marine Insurance Company	29,317	4,715	129,881	67,278
St. Paul Mercury Insurance Company	8,471	3,875	404	67
Safeco Insurance Company of America	---	---	---	---
Safeguard Insurance Company	---	---	2,765	83
Sea Insurance Company Limited	---	---	---	---
Seaboard Fire & Marine Insurance Company	---	---	---	---
Seaboard Surety Company	---	---	---	---
Security Insurance Company of New Haven	2,332	---	20,015	11,166
Security Mutual Casualty Company	---	---	63,149	24,832
Security National Insurance Company	---	---	---	---
Select Insurance Company	---	---	---	---
Sentinel Indemnity Company	---	---	---	---
South Carolina Insurance Company	---	---	---	---
Southern Fire and Casualty Company	---	---	---	---
Standard Fire Insurance Company	---	---	---	---
Standard Marine Insurance Company Limited	---	---	---	---
State Farm Fire and Casualty Company	---	---	624	51
State Farm General Insurance Company	---	---	---	---
State Farm Mutual Automobile Insurance Co.	---	---	---	---
Stonewall Insurance Company	---	---	---	---
Stuyvesant Insurance Company	36	---	---	---
Sun Insurance Company of New York	---	---	2,548	10,277
Sun Insurance Office Limited	---	---	---	---
Superior Insurance Company	---	---	1,197	557
Superior Risk Insurance Company	---	---	---	---
Swiss National Insurance Company, U.S.A.	---	---	---	---
Swiss Reinsurance Company	---	---	---	---
"Switzerland" General Insurance Company, Ltd.	---	---	---	---
Thames and Mersey Marine Insurance Co., Ltd.	---	---	---	---
Town Mutual Dwelling Insurance Company	---	---	---	---
Transamerica Insurance Company	---	---	70,138	36,449
Transcontinental Insurance Company	---	---	---	---
Transit Casualty Company	---	---	281	37
Transport Indemnity Company	---	---	254,741	166,245
Transport Insurance Company	---	---	12,105	440
Transportation Insurance Company	—381	1,044	461	964
The Travelers Indemnity Company	---	---	---	---
Trinity-Universal Insurance Company	---	---	17,463	11,640
Tri-State Insurance Company	---	---	1,286	1,331
Twin City Fire Insurance Company	---	---	818	454
Underwriters Insurance Company	---	---	---	---
Union Insurance Company (Mutual)	---	---	---	---
Union Mutual Insurance Company of Providence	---	---	---	---
United Fire & Casualty Company	---	---	---	---
United Pacific Insurance Company	---	---	---	---
United States Casualty Company	---	---	8,363	6,759

COLORADO BUSINESS FOR YEAR 1964
LOSSES PAID — BY CLASSIFICATION — Continued

Liability Other Than Auto (B.I.)		Liability Other Than Auto (P.D.)		Auto Liability (B.I.)		Auto Liability (P.D.)	
Direct Premiums Written	Direct Losses Paid	Direct Premiums Written	Direct Losses Paid	Direct Premiums Written	Direct Losses Paid	Direct Premiums Written	Direct Losses Paid
57,864	10,041	24,034	4,917	158,127	27,719	98,250	37,113
241	86	2	---	1,308	44	1,033	---
5,969	---	90	---	70,331	---	23,773	9,557
760	1,794	689	6	267	15	134	765
80,064	17,282	66,172	12,614	188,501	143,465	115,924	60,215
11	---	---	---	37	---	19	---
7,299	2,224	912	306	1,463	25,500	—103	---
383,202	63,960	70,445	17,911	345,925	215,662	209,324	125,381
35	600	14	---	230,021	86,843	129,861	79,221
2,385	74	---	---	315,639	173,577	174,174	92,830
5,869	1,685	1,175	335	11,898	610	6,457	3,083
199	---	145	171	---	---	---	---
---	---	---	---	9,170	3,466	6,113	2,284
5,037	---	---	---	---	---	---	---
16,329	1,209	6,024	1,511	41,816	23,047	21,511	15,298
29	---	---	---	4,632	319,829	3,442	3,654
---	---	---	---	---	---	---	---
54	---	---	---	4,581	3,345	2,595	2,728
1,919	28	82	---	7,725	1,947	4,051	1,991
---	---	---	---	---	---	---	---
144	161	85	---	1,596	---	107	---
---	---	---	---	---	---	---	---
7,562	63	1,321	---	---	---	206,010	105,029
10,899	949	9,068	2,827	2,753,387	1,685,833	1,481,803	1,199,675
---	---	---	---	52,077	31,605	36,279	21,025
119	---	---	---	—71	2,450	—50	3,352
1,975	4,424	2,460	977	11,603	67,459	6,839	22,148
45	---	42	---	80	177	94	---
3,425	74	1,088	11	39,090	30,625	21,572	15,169
273	---	84	---	6,425	945	3,700	597
---	---	---	---	---	---	---	---
---	---	---	---	---	---	---	---
---	---	---	---	---	---	---	---
57,271	19,480	29,039	13,634	183,569	78,471	128,227	75,444
---	---	---	---	—149	---	—103	---
26	---	4	---	156	486	105	337
12,996	888	122	863	643,758	477,675	339,058	104,576
28	---	85	---	18,194	3,703	10,362	1,825
591	26	1	---	5,680	---	3,135	---
292,857	52,635	157,228	38,076	967,390	569,932	584,228	308,226
23,431	1,406	7,348	350	153,161	81,058	88,557	48,522
1,130	---	1,319	---	19,175	1,275	14,712	5,115
22	---	---	---	5,285	2,516	3,082	961
---	---	---	---	---	---	---	---
4,800	1,081	228	---	54,786	21,792	40,716	20,463
---	---	---	---	---	---	---	---
7,231	1,525	3,816	882	59,422	46,746	43,633	20,714
2,200	700	809	---	2,646	2,569	2,178	1,180
4,685	—822	3,211	759	15,469	22,945	9,408	6,701

**TABLE 4 — MULTIPLE LINE
DIRECT PREMIUMS WRITTEN AND DIRECT**

Name of Company	Group Accident And Health		Workmen's Compensation	
	Direct Premiums Written	Direct Losses Paid	Direct Premiums Written	Direct Losses Paid
United States Fidelity and Guaranty Company-----	2,705	3,446	349,710	198,516
United States Fire Insurance Company-----	-----	-----	29,203	10,402
Universal Surety Company-----	-----	-----	-----	1,679
Universal Underwriters Insurance Company-----	-----	-----	890	-----
Utah Home Fire Insurance Company-----	-----	-----	-----	36
Utica Mutual Insurance Company-----	-----	-----	2,923	-----
Valley Forge Insurance Company-----	-----	-----	-----	-----
Vanguard Insurance Company-----	-----	-----	-----	-----
Vigilant Insurance Company-----	-----	-----	-----	-----
Washington Fire and Marine Insurance Company-----	-----	-----	-----	-----
Washington General Insurance Corporation-----	-----	-----	-----	-----
West American Insurance Company-----	-----	-----	-----	4,359
Westchester Fire Insurance Company-----	-----	-----	10,141	85,575
Western Casualty and Surety Company-----	-----	-----	87,820	-----
Western Fire Insurance Company-----	-----	-----	6,100	-----
Western Mutual Insurance Company-----	-----	-----	-----	-----
Western Pacific Insurance Company-----	-----	-----	-----	-----
Wolverine Insurance Company-----	-----	-----	-----	-----
Worcester Mutual Fire Insurance Company-----	-----	-----	-----	-----
Yorkshire Insurance Company of New York-----	-----	-----	190	-----
Zurich Insurance Company-----	133,195	26,608	94,332	52,702
Totals -----	\$2,271,190	\$1,558,744	\$7,297,899	\$4,062,002

COLORADO BUSINESS FOR YEAR 1964
LOSSES PAID — BY CLASSIFICATION — Continued

Liability Other Than Auto (B.I.)		Liability Other Than Auto (P.D.)		Auto Liability (B.I.)		Auto Liability (P.D.)	
Direct Premiums Written	Direct Losses Paid	Direct Premiums Written	Direct Losses Paid	Direct Premiums Written	Direct Losses Paid	Direct Premiums Written	Direct Losses Paid
391,932	86,674	219,889	78,136	781,054	587,087	464,548	261,610
79,908	32,676	31,512	7,433	126,425	64,033	77,583	33,089
1,243	---	848	15	57,364	24,329	37,716	15,134
238	---	299	---	1,335	110	871	1,431
17,323	335	5,338	155	103,285	44,916	60,921	35,432
---	---	---	---	265	---	129	---
131	---	---	---	33,062	9,343	22,575	12,495
16,797	8,749	6,506	2,002	53,306	11,041	32,665	12,738
304,018	64,955	115,534	20,646	454,166	202,387	281,277	138,949
544	---	18	---	42,042	10,191	24,568	12,416
1,815	1,900	532	29	180	48,266	-30	5,774
61	---	---	---	46	---	20	---
-79	---	-54	---	---	---	---	---
46,836	7,289	30,202	8,915	97,043	63,654	67,249	44,171
\$7,390,650	\$1,956,977	\$2,727,059	\$ 916,283	\$26,355,932	\$15,246,361	\$15,409,937	\$9,157,048

TABLE 5 — MULTIPLE LINE
DIRECT PREMIUMS WRITTEN AND DIRECT

Name of Company	Auto		Fidelity and Surety	
	Physical Damage Direct Premiums Written	Direct Losses Paid	Direct Premiums Written	Direct Losses Paid
DOMESTIC:				
Colorado Farm Bureau Mutual Insurance Company	\$ 700,012	\$ 441,211	\$	\$
FOREIGN:				
Accident and Casualty Ins. Co. of Winterthur Switzerland	-----	-----	-----	158,760
Aetna Casualty and Surety Company	679,581	349,579	401,203	539
Aetna Insurance Company	259,744	106,528	17,464	-----
Affiliated F M Insurance Company	-----	-----	-----	-----
Agricultural Insurance Company	101,026	54,146	10,152	-----
Albany Insurance Company	-----	183	-----	82
Alliance Mutual Casualty Company	323,343	167,288	3,508	-----
Allied Mutual Insurance Company	190,084	87,789	-----	-----
Allstate Insurance Company	1,863,724	918,870	353	-----
Amco Insurance Company	4,328	2,204	-----	658
American Automobile Insurance Company	410	108	352	-----
American Bankers Ins. Company of Florida	159,956	61,017	-----	7,065
American Casualty Co. of Reading, Pennsylvania	1,714	490	25,852	-----
American Central Insurance Company	-----	-----	-----	-----
American Druggists Insurance Company	-----	-----	-----	-----
American Empire Insurance Co. of South Dakota	27,687	8,780	-----	7,983
American Employers' Insurance Company	212,984	27,113	37,860	-----
American Equitable Assurance Co. of New York	1,234	5,420	-----	-----
American Family Mutual Insurance Company	-----	-----	-----	-----
American Fire and Casualty Company	-----	-----	-----	-----
American and Foreign Insurance Company	-----	-----	-----	-----
American General Insurance Company	348	607	5,343	-----
American Guarantee and Liability Ins. Co.	31,895	17,176	829	-----
American Hardware Mutual Insurance Company	48,916	18,444	137	-----
American Home Assurance Company	1,741	640	-----	12,879
American Insurance Company	315,386	140,414	77,492	-----
American Indemnity Company	24,075	7,913	20	-----
American Liberty Insurance Company	-----	-----	-----	-----
American Manufacturers Mutual Insurance Co.	124	114	337	-----
American Motorists Insurance Company	126,651	79,552	11,672	-----
American Mutual Insurance Company of Boston	959	1,487	-----	-----
American Mutual Liability Insurance Company	4,032	1,132	96	-----
American National Fire Insurance Company	53,030	25,060	-----	-----
American Policyholders' Insurance Company	47	-----	-----	-----
American Re-Insurance Company	-----	-----	146	-----
American Road Insurance Company	49,819	27,002	-----	-----
American Star Insurance Company	-----	-----	-----	-----
American States Insurance Company	328,744	143,885	-----	-----
American Union Insurance Company of New York	-----	-----	-----	-----
American Universal Insurance Company	36,882	17,132	-----	-----
Argonaut Insurance Company	2,302	5,880	2,564	-----
Arkwright Mutual Insurance Company	-----	-----	-----	-----
Associated Indemnity Corporation	83,554	44,158	-----	-----
Assurance Company of America	177	1,283	-----	-----
Atlantic Mutual Fire Insurance Company	-----	-----	-----	-----
Atlantic Mutual Insurance Company	1,537	1,376	165	-----
Atlas Assurance Company Limited	19	62	-----	-----
Automobile Mutual Insurance Company of America	17,480	4,581	-----	-----
Autoplan Insurance Company	-----	-----	-----	-----
Badger Mutual Insurance Company	-----	-----	-----	-----
Balboa Insurance Company	113,644	39,770	-----	-----

COLORADO BUSINESS FOR YEAR 1964
LOSSES PAID — BY CLASSIFICATION

	Glass	Burglary and Theft	All Other			TOTAL ALL TABLES	
Direct	Direct	Direct	Direct	Direct	Direct	Direct	Direct
Premiums	Losses	Premiums	Premiums	Premiums	Losses	Premiums	Losses
Written	Paid	Written	Written	Written	Paid	Written	Paid
\$ ---	\$ ---	\$ ---	\$ ---	\$ 726,917	\$ 315,717	\$2,356,670	\$1,314,890
11,605	7,625	53,417	20,237	43,567	10,316	3,964,482	1,975,217
8,770	6,511	23,491	9,943	34,579	7,781	1,713,438	924,615
				270		10,018	3,746
3,376	2,242	17,030	10,853	3,082	1,158	482,798	220,302
						—106	532
3,436	2,583	5,078	1,587	49	130	807,526	416,392
1,274	387	3,467	965	308		1,033,825	361,004
836	51	2,416	689	74,125		5,517,846	2,707,674
						7,975	2,466
						1,998	—445
						426,938	67,476
158		127				184,584	91,392
				700		7,487	3,146
1,116	175	6,326	1,524			32,418	3,673
283	135	642	31			175,874	61,825
2,781	3,708	12,436	7,015	10,599	126	1,198,746	611,993
5				9,370	2,461	18,955	35,958
				5,818	363	9,448	863
				27		135	
						6,516	16,110
474	651	1,214	497	6,729		110,261	82,772
3,040	1,309	4,160	2,319			318,045	163,227
				301		149,131	50,754
10,664	4,360	20,715	7,285	—19,474	3,088	2,352,354	1,022,495
859	339	128				111,420	33,439
						1,500	763
						4,180	756
3,875	994	7,241	3,246	16,654	—2,286	659,801	358,493
						959	1,487
				18		54,901	64,170
90		5				132,037	54,728
						227	1,294
						596	
						49,820	27,003
39		578	603	401,317	158,476	1,429,021	669,059
705	22	1,629	107	40		158,347	59,334
						177,655	47,559
						41,896	1,642
						352,708	209,413
70	19	2,501	814	60		291,468	159,466
						31	158
		43		10		12,034	4,097
				1,130		42,422	181,200
						33,472	8,297
17		24				13,243	3,531
15		452				479,881	154,495

LINE
ECT
urety
irect
osses
Paid
158,760
539
82
658
7,065
7,983
12,879

TABLE 5 — MULTIPLE LINE
DIRECT PREMIUMS WRITTEN AND DIRECT

Name of Company	Auto		Fidelity and Surety Direct Premiums Written	Surety Direct Losses Paid
	Physical Direct Premiums Written	Damage Direct Losses Paid		
Bankers Multiple Line Insurance Company	---	---	---	---
Bankers and Shippers Insurance Co. of New York	225	58	---	---
Beneficial Fire and Casualty Insurance Co.	459	187	---	---
Birmingham Fire Ins. Co. of Pennsylvania	209	---	10	---
Bituminous Casualty Corporation	1,250	---	---	---
Bituminous Fire and Marine Insurance Company	---	---	---	---
Blackstone Mutual Insurance Company	---	---	---	---
Boston Indemnity Insurance Company	---	---	---	---
Boston Insurance Company	13,335	4,224	683	---
Boston Manufacturers Mutual Insurance Co.	---	---	---	---
British & Foreign Marine Insurance Co., Ltd.	---	---	---	---
Buffalo Insurance Company	---	---	---	---
California Insurance Company	—18	87	---	---
Calvert Fire Insurance Company	242,776	131,939	---	---
Camden Fire Insurance Association	46,452	17,428	---	407
Canadian Indemnity Company	11,730	8,624	---	---
Canal Insurance Company	35,607	15,015	---	---
Carolina Casualty Insurance Company	3,917	5,978	---	---
Carriers Insurance Company	1,062	---	---	---
Celina Mutual Insurance Company	139,945	55,235	2,309	---
Centennial Insurance Company	175	---	---	---
Central Mutual Insurance Company	45,631	17,290	---	---
Central National Insurance Company of Omaha	354,713	97,487	---	---
Central Plains Insurance Company, Inc.	5,774	20,427	---	20,871
Central Surety and Insurance Corporation	1,674	3,867	6,239	---
Century Insurance Company Limited	13	—453	---	---
Charter Oak Fire Insurance Company	7,534	10	---	---
Christiana General Insurance Corp. of New York	---	---	---	---
Cimarron Insurance Company, Inc.	54,627	30,111	---	---
Citizens Casualty Company of New York	516,558	252,312	---	---
Citizens Insurance Company of New Jersey	67,977	34,370	13,908	---
Civil Service Employees Insurance Company	32,523	27,914	---	---
Commercial Insurance Company	4,685	1,955	---	—47
Commercial Insurance Company of Newark, N. J.	18,944	7,183	1,904	---
Commercial Standard Insurance Company	1,451	7,716	1,231	---
Commercial Union Insurance Company of New York	94,017	64,055	10,241	—90
Connecticut Fire Insurance Company	57,248	16,349	3,682	---
Connecticut Indemnity Company	19,788	8,655	---	---
Consolidated Mutual Insurance Company	168	---	---	1,924
Continental Casualty Company	147,869	82,342	54,147	---
Continental Insurance Company	3,772	1,290	---	---
Druggists Mutual Insurance Company	---	---	---	---
Eagle Star Insurance Company Limited	72	---	---	---
Electric Mutual Liability Insurance Company	292	---	---	---
Emmco Insurance Company	275,340	158,519	---	---
Employers' Casualty Company	78,872	39,873	---	1,978
Employers' Fire Insurance Company	20,107	18,950	12,124	5,802
Employers' Liability Assurance Corp., Ltd.	172,294	67,213	45,188	300
Employers Mutual Casualty Company	295,338	114,572	2,375	---
Employers Mutual Fire Insurance Company	54,713	26,390	2,976	35,155
Employers Mutual Liability Ins. Co. of Wisconsin	30,317	22,315	73,427	---
Employers National Insurance Company	---	---	---	---
Employers Reinsurance Corporation	---	---	---	---
Equitable Fire and Marine Insurance Company	5,871	2,550	—213	---
Equity Mutual Insurance Company	3,616	3,057	---	---

COLORADO BUSINESS FOR YEAR 1964
LOSSES PAID — BY CLASSIFICATION — Continued

	Glass		Burglary and Theft		All Other		TOTAL ALL TABLES	
	Direct Premiums Written	Direct Losses Paid	Direct Premiums Written	Direct Losses Paid	Direct Premiums Written	Direct Losses Paid	Direct Premiums Written	Direct Losses Paid
							—125	26,243
			—12	150			5,339	6,873
							1,970	277
	28		360				8,384	6,191
							33,868	14,596
							25	398
							45,307	
							19,353	3,628
	913	235	3,069	357	1,300	907	261,279	118,776
							31,216	828,932
					17		17	
			10				1,055	2,658
			40				14,960	9,009
							255,608	134,595
	2,417	738	3,462	105	880	183	312,495	117,366
	607	282	1,274	282	46		94,612	61,024
							117,127	69,077
							16,654	8,490
							28,694	12,101
	3,360	2,301	7,715	4,499	18,581	8,130	509,144	182,055
					278		130,902	38,878
	3,959	571	3,141	1,282	2,220	584	627,234	175,126
	1	21	31		8,054		506,912	119,225
					220		12,434	22,698
	—36	233	252		69		23,981	35,711
			—439		—11		2,795	27,495
							29,524	11,052
	353	78	904		103,122	127,570	322,066	239,334
							1,908,320	703,379
	1,097		3,749	2,638	5,371	2,370	366,677	208,814
	16						89,513	63,781
							4,685	1,955
	1,924	1,335	4,247	1,640	2,807		342,111	226,479
	—113	425	873	301	—479	—1,294	6,738	39,217
	2,416	1,293	8,693	3,782	24,761	4,050	530,353	358,950
	1,160	287	7,063	2,202	107		524,161	115,884
					10		84,942	28,804
	—333	493			8		21,279	43,620
	3,587	2,426	12,410	8,483	154		4,087,063	2,147,449
	17		52	179	11,300	819	319,056	138,053
							41,008	4,382
					348		31,108	6,918
							19,417	13,853
							275,028	162,835
	2,552	1,070	2,140	255	220	58	385,346	202,589
	476	509	261	844	2,810	692	393,414	158,627
	11,500	4,566	22,668	8,534	14,679	3,328	1,006,176	584,464
	5,378	2,479	14,668	6,417			862,804	415,748
					57		188,949	51,660
	1,600	570	22,687	10,152	1,940		939,523	631,887
							82,242	16,812
							58,399	2,175
	162		12				74,817	23,427
			—4				8,104	6,905

LINE
ECT
urety
irect
osses
aid
407
20,871
47
90
1,924
1,978
5,602
300
35,155

TABLE 5 — MULTIPLE LINE
DIRECT PREMIUMS WRITTEN AND DIRECT

Name of Company	Auto		Fidelity and Surety Direct Premiums Written	Surety Direct Losses Paid
	Physical Direct Premiums Written	Damage Direct Losses Paid		
Excel Insurance Company	---	---	---	---
Export Insurance Company	111	---	---	---
Farm Bureau Mutual Insurance Company, Inc.	---	---	---	---
Farmers Alliance Mutual Insurance Company	24,915	7,173	---	3,171
Farmers Elevator Mutual Insurance Company	32,435	13,059	13,259	---
Farmers Fire Insurance Company	---	---	---	---
Farmers Home Mutual Insurance Company	---	---	---	---
Farmers and Merchants Insurance Company	3,349	999	---	---
Farmers Mutual Hail Insurance Co. of Iowa	---	---	---	15,324
Federal Insurance Company	101,019	38,787	420,024	---
Federal Mutual Insurance Company	---	---	---	---
Federated Mutual Implement and Hardware Ins. Co.	2,845	487	---	227,184
Fidelity and Casualty Company of New York	123,118	65,739	52,688	14,771
Fidelity and Deposit Company of Maryland	---	---	268,970	---
Fidelity and Guaranty Insurance Underwriters, Inc.	---	---	---	---
Fidelity-Phenix Insurance Company	4,434	3,399	---	---
Fire and Casualty Insurance Company of Connecticut	---	---	---	13,732
Fireman's Fund Insurance Company	398,280	213,259	96,565	86
Firemen's Insurance Company of Newark, N. J.	60,370	28,386	26,274	---
Firemen's Mutual Insurance Company	---	---	---	---
First National Insurance Company of America	7,532	6,270	---	---
Florists' Mutual Insurance Company	---	---	---	---
Foremost Insurance Company	178,030	56,528	---	---
Fulton Insurance Company	42,615	18,524	1,373	---
General Accident Fire & Life Assurance Corp., Ltd.	11,157	68,004	---	---
General Fire and Casualty Company	---	---	---	169
General Guaranty Insurance Company	65,601	40,968	1,332	232,157
General Insurance Company of America	194,360	64,103	345,065	---
General Insurance Corporation	61,509	30,874	25	---
General Reinsurance Corporation	---	---	---	---
Germantown Insurance Company	---	---	---	---
Glen Falls Insurance Company	43,326	26,356	15,525	-6,150
Globe Indemnity Company	80,000	33,927	15,221	---
Globe Security Insurance Company	1,436	1,597	---	---
Government Employees Insurance Company	606,872	320,420	---	4
Grain Dealers Mutual Insurance Company	26,705	12,294	90	---
Grange Insurance Association	93,408	57,940	111	---
Granite State Insurance Company	1,086	361	1,123	93,156
Great American Insurance Company	136,543	78,915	49,330	3,943
Great Central Insurance Company	---	---	1,117	---
Guarantee Insurance Company	1,270	1,758	---	---
Guaranty Security Insurance Company	8,569	6,356	70	3,064
Gulf Insurance Company	4,418,085	2,549,984	219,694	11,881
Hanover Insurance Company	166,243	76,682	55,783	---
Harbor Insurance Company	---	---	---	---
Hardware Dealers Mutual Fire Insurance Co.	40,404	25,154	---	---
Hardware Mutual Casualty Company	26,879	11,558	---	---
Harford Mutual Insurance Company	10	66	8,264	19,811
Hartford Accident and Indemnity Company	69,260	44,377	120,784	---
Hartford Fire Insurance Company	602,610	287,829	---	---
Hartford Steam Boiler Inspection & Insurance Co.	---	---	---	25,183
Hawkeye-Security Insurance Company	173,962	105,007	17,012	---
Highlands Insurance Company	130	---	12	---
Home Fire & Marine Insurance Co. of California	303	9,170	---	---
Home Indemnity Company	420,204	263,522	40,713	138,994

COLORADO BUSINESS FOR YEAR 1964
LOSSES PAID — BY CLASSIFICATION — Continued

	Glass	Burglary and Theft	All Other	TOTAL ALL TABLES
Direct Premiums Written	Direct Losses Paid	Direct Premiums Written	Direct Losses Paid	Direct Premiums Written
				—1,328
				143
			5,126	9,070
3,171	127	24	122	481,564
		6,477	2,277	142,308
		126		306,775
			21	68,024
15,324	3,232	1,610	8,600	103,388
			1,688	19,364
				14,307
				17,418
				44,694
227,184	4,910	2,089	11,053	1,604,502
14,771	857	14	10,447	21,328
				4,690
				534,550
				523,332
				330,894
				26,908
				9,184
				3,042
13,732	9			181,772
86	2	159	61	70,684
				746,488
				234,731
				124
				46,280
				41,791
				2,465,121
				1,206,309
				7,222
				592
				584,722
				310,584
				15,911
				2,504
				26
				134,666
				60,599
				3,055
				178,030
				56,528
				246,671
				106,443
				4,831
				6
				656,708
				328,114
				1,767
				73
				227,212
				133,697
				1,767
				73
				227,212
				133,697
				26
				26
				2,157,418
				909,884
				287,063
				220,550
				24
				5,580
				9
				91,189
				18,220
				9,305
				1,211
				404,013
				139,122
				26,303
				4,381
				532,652
				179,023
				4,177
				1,703
				13,746
				1,453,330
				737,355
				6
				215,352
				66,014
				4,773
				9,400
				224,764
				129,747
				3
				4,963
				745
				7,053
				1,368
				1,254,187
				591,165
				2,001
				468
				125,953
				73,282
				10,233
				52,749
				505
				17
				59,844
				33,539
				2,602
				27,545,207
				14,772,767
				6,222
				18,892
				1,228,903
				346,435
				12,617
				7,035
				12
				216,931
				74,154
				103,370
				49,222
				6,658
				2,947
				168
				1,782,144
				825,826
				3,882
				1,949,946
				891,385
				529,520
				67,843
				529,520
				67,843
				674,201
				333,165
				2,408
				120
				478
				37,489
				1,294,087
				869,361

LINE
ECT
urety
irect
osses
Paid
3,171
15,324
227,184
14,771
13,732
86
169
232,157
-6,150
93,156
3,943
3,064
11,881
19,811
25,183
138,994

TABLE 5 — MULTIPLE LINE
DIRECT PREMIUMS WRITTEN AND DIRECT

Name of Company	Auto		Fidelity and Surety Direct Premiums Written	Direct Losses Paid
	Physical Direct Premiums Written	Damage Direct Losses Paid		
Home Insurance Company	80,265	35,414	167	
Houston Fire and Casualty Insurance Company	45,456	27,517	177	
Imperial Casualty & Indemnity Company	50,521	17,200		
Indiana Lumbermens Mutual Insurance Company	28			
Industrial Indemnity Company	502	2,041	77	
Insurance Company of North America	260,508	126,900	88,287	10,046
Insurance Company of St. Louis				
Insurance Company of the State of Pennsylvania	1,307	1,472		
Insurors Indemnity & Insurance Company				
International Insurance Company	356			
International Service Insurance Company	106,183	49,401		
Iowa Mutual Insurance Company	33,019	10,606	1,490	
Iowa National Mutual Insurance Company	283,945	137,467		
Jersey Insurance Company of New York	476	267		
Kansas City Fire & Marine Insurance Company	1,355	879		
Liberty Mutual Fire Insurance Company	103,809	47,272		689
Liberty Mutual Insurance Company	29,726	10,589	2,181	
Liverpool and London and Globe Ins. Co., Ltd.	28	231		
The London Assurance				
London Guarantee and Accident Company, Ltd.	149,031	57,487	1,619	
London & Lancashire Insurance Company, Ltd.	5,497	5,623	344	1,025
Lumbermens Mutual Casualty Company	17,058	4,265	1,778	
Lumbermen's Mutual Insurance Company				
Maine Bonding and Casualty Company			106	
Manhattan Fire and Marine Insurance Company	38,385	19,113		
Manufacturers Mutual Fire Insurance Company				
Marine Insurance Company, Limited				
Maritime Insurance Company, Limited	118			4,373
Maryland Casualty Company	209,833	102,333	79,771	
Massachusetts Bay Insurance Company	1,329	141		
Mercantile Insurance Company of America	507	838		
Merchants Fire Assurance Corporation of N. Y.				
Metropolitan Fire Assurance Company				
Michigan Millers Mutual Insurance Company	170		120	
Michigan Mutual Liability Company	36,204	1,199		1,364
Mid-Century Insurance Company	116,428	48,270	2,851	1,962
Mid-Continent Casualty Company	68,363	21,170	4,000	
Mid-Continent Insurance Company				
Midwest Mutual Insurance Company	11,336	1,737		
Midwestern Insurance Company	21,471	5,007		
Mill Owners Mutual Insurance Company	18,271	4,442		
Millers Mutual Fire Insurance Company of Texas			77	
Millers' Mutual Insurance Association of Illinois				
Millers National Insurance Company				
Milwaukee Insurance Company of Milwaukee, Wisconsin	14,222	4,666	4,849	
Minnehoma Insurance Company	116,097	6,987		
Mission Insurance Company	-3,664	41,151		
Monarch Insurance Company of Ohio	391	86		
Motor Club of America Insurance Company				
Mutual Boiler and Machinery Insurance Company				
National American Insurance Company				
National Automobile and Casualty Insurance Co.	55			
National-Ben Franklin Ins. Co. of Pittsburgh, Pa.	1,653	-35		
National Casualty Company	33			
National Farmers Union Property & Casualty Co.	478,718	257,177		

COLORADO BUSINESS FOR YEAR 1964
 LOSSES PAID — BY CLASSIFICATION — Continued

	Glass	Burglary and Theft	All Other	TOTAL ALL TABLES			
Direct Premiums Written	Direct Losses Paid	Direct Premiums Written	Direct Losses Paid	Direct Premiums Written	Direct Losses Paid		
—120	21	—382	2,966	22,741	7,754	1,745,298	1,394,336
2,203	979	1,315	99	52,612	7,938	360,162	121,717
---	---	---	---	3,271	366	220,833	51,987
---	---	---	---	---	---	13,756	25,471
---	---	---	---	---	---	24,142	29,779
5,143	2,121	27,953	9,612	418,805	329,410	3,200,611	1,565,387
---	---	---	---	125	---	817	720
---	---	---	---	---	---	3,322	13,135
---	---	---	---	---	---	---	---
68	---	---	---	234	---	2,684	2,368
131	45	---	---	---	---	288,539	122,148
5,157	4,310	19,330	10,674	10,775	5,873	281,145	97,807
2,591	1,934	6,465	3,660	34,602	35,429	890,112	562,497
120	131	16	---	---	---	—14,181	65,864
—5	---	16	38	346	---	216,925	65,539
---	---	---	---	774	---	384,248	135,793
2,501	1,448	2,424	9,708	62	---	1,118,578	602,839
---	---	---	---	---	---	8,931	4,450
---	---	---	---	---	---	---	---
3,695	2,425	8,852	1,032	2,312	743	618,301	420,259
644	112	222	---	—928	---	102,183	26,775
950	101	628	447	94,034	5,048	213,018	45,823
---	---	---	---	---	---	4,716	169
---	---	---	---	---	---	65	15
1,198	339	4,881	1,688	108	---	320,060	114,652
---	---	---	---	4,098	---	37,139	10,016
---	---	---	---	---	---	---	---
---	---	---	---	—90	---	2,199	3,852
7,212	1,003	16,119	6,843	17,675	6,677	1,112,780	667,120
---	---	---	---	---	---	19,017	883
22	---	---	---	129	---	10,172	44,248
---	60	---	231	1,014	---	36,581	4,723
---	---	---	---	---	---	---	---
---	---	---	---	5,580	---	18,682	1,299
---	---	---	---	---	---	498,871	182,417
7,400	3,058	4,657	1,370	13,553	13,158	520,785	192,007
---	---	---	---	3,068	---	165,100	134,006
---	---	---	---	---	---	5,257	---
---	---	---	---	---	---	23,076	4,707
---	---	168	---	---	---	60,691	21,776
1,007	139	794	50	1,062	---	68,208	9,570
---	---	---	---	---	---	77	---
---	---	---	---	---	---	93,887	5,393
132	24	43	98	1,132	---	60,833	21,155
752	360	932	78	1,549	---	166,906	70,561
---	---	---	---	---	---	116,097	6,987
---	---	---	---	---	---	3,424	183,081
883	12	9	---	40	---	171,958	86,732
---	---	---	---	---	---	---	---
---	---	---	---	23,630	4,786	23,544	4,786
---	---	---	---	---	---	---	---
---	---	---	---	---	---	746	—7,063
13	---	—9	---	7	---	12,889	1,595
---	---	---	---	---	---	65,958	42,425
1,021	252	509	71	160,460	108,547	1,268,929	644,424

LINE
 ECT
 arely
 Direct
 Losses
 Paid
 10,046
 689
 1,025
 4,875
 1,364
 1,962

TABLE 5 — MULTIPLE LINE
DIRECT PREMIUMS WRITTEN AND DIRECT

Name of Company	Auto		Fidelity and Surety Direct Premiums Written	Surety Direct Losses Paid
	Physical Direct Premiums Written	Damage Direct Losses Paid		
National Fire Insurance Company of Hartford	5,663	1,536	193	---
National Indemnity Company	19,499	14,072	---	---
National Mutual Insurance Company	10,547	4,641	---	---
National Reinsurance Corporation	Reinsurance only		---	---
National Standard Insurance Company	28	—565	---	24,472
National Surety Corporation	64,356	22,417	96,485	165,216
National Union Fire Ins. Co. of Pittsburgh, Pa.	259,782	137,454	161,248	---
Nationwide Mutual Fire Insurance Company	---	---	---	---
Nationwide Mutual Insurance Company	---	---	---	1,299
New Amsterdam Casualty Company	87,777	46,734	41,995	4,431
Newark Insurance Company	27,986	15,803	2,311	---
New Hampshire Insurance Company	13,984	8,141	960	---
New York Fire Insurance Company	244	1,003	---	---
New York Underwriters Insurance Company	42,185	21,542	14,836	---
Niagara Fire Insurance Company	5,866	2,110	---	---
North American Reinsurance Corporation	Reinsurance only		---	---
Northeastern Insurance Company of Hartford	Reinsurance only		---	---
Northern Assurance Company of America	18,666	8,280	1,628	1,120
Northern Insurance Company of New York	3,903	1,507	3,912	---
Northland Insurance Company	352,138	197,697	---	100
North River Insurance Company	3,411	2,305	2,077	---
Northwestern Mutual Insurance Company	247,922	140,707	1,423	---
Northwestern National Casualty Company	12,485	4,788	---	---
Northwestern National Ins. Co. of Milwaukee, Wisc.	106,517	57,486	3,051	---
Northwestern Security Insurance Company	24,644	9,503	---	---
Occidental Fire & Casualty Company	31,249	4,706	---	22,247
Ohio Casualty Insurance Company	232,563	104,784	70,116	7,845
Ohio Farmers Insurance Company	37,020	6,992	8,746	---
Old Colony Insurance Company	11,926	4,650	35	---
Old Republic Insurance Company	231,509	142,714	---	---
Olympic Insurance Company	106,304	44,403	---	—80
Pacific Employers Insurance Company	301	—107	87	---
Pacific Indemnity Company	108,516	42,791	6,150	31
Pacific Insurance Company of New York	500	69	8	---
Pan American Fire & Casualty Company	27,698	14,794	240	25,747
Peerless Insurance Company	1,002	12,392	52,291	---
Pennsylvania General Insurance Company	---	---	---	---
Pennsylvania Insurance Company	26,625	13,040	1,161	---
Pennsylvania Lumbermens Mutual Insurance Co.	25	344	---	---
Pennsylvania Millers Mutual Insurance Co.	---	---	---	---
Philadelphia Manufacturers Mutual Ins. Co.	---	---	---	50,101
Phoenix Assurance Company of New York	92,445	56,722	92,280	538
Phoenix Insurance Company	119,054	65,296	5,743	---
Plains Insurance Company	23,945	25,734	---	—618
Planet Insurance Company	---	---	6,709	135
Potomac Insurance Company	294,944	88,590	381	---
Preferred Fire Insurance Company	13,210	3,736	---	---
Preferred Risk Mutual Insurance Company	295,843	138,095	---	---
Premier Insurance Company	---	---	---	---
Protection Mutual Insurance Company	---	---	---	---
Protective National Insurance Company of Omaha	167,452	63,951	708	---
Providence Washington Insurance Company	8,955	169	---	---
Provident Insurance Company of New York	---	---	---	---
Queen Insurance Company of America	2,485	1,982	108	---
Reinsurance Corporation of New York	---	---	---	---

COLORADO BUSINESS FOR YEAR 1964
LOSSES PAID — BY CLASSIFICATION — Continued

	Glass		Burglary and Theft		All Other		TOTAL ALL TABLES	
	Direct Premiums Written	Direct Losses Paid	Direct Premiums Written	Direct Losses Paid	Direct Premiums Written	Direct Losses Paid	Direct Premiums Written	Direct Losses Paid
---	29	---	256	---	5,241	218	833,058	408,836
---	---	---	---	---	64,633	35,474	160,966	84,430
---	---	---	---	---	1,764	88	39,592	13,105
---	---	---	---	---	---	---	---	---
---	---	---	---	---	---	---	156	1,536
24,472	2,212	918	22,868	4,561	3,983	---	464,178	170,355
165,218	7,803	4,079	16,814	8,856	2,712	665	1,975,294	808,015
---	---	---	---	---	---	---	---	---
---	---	---	---	---	---	---	1,857	2,048
1,299	1,480	1,046	11,744	21,638	654	575	501,666	168,328
4,431	735	209	393	3,033	5,885	1,013	191,918	97,405
---	790	111	515	---	1,260	754	136,502	80,535
---	15	---	---	---	412	---	8,395	21,771
---	504	154	2,784	173	724	---	239,421	53,606
---	5	---	8	362	88	---	90,261	27,612
---	---	---	---	---	---	---	---	---
---	---	---	---	---	---	---	---	---
1,120	-22	356	1,017	337	1,514	---	201,636	83,609
---	781	505	620	105	1,068	---	130,649	70,612
100	---	---	---	---	---	---	729,837	328,263
---	149	41	1,694	63	1,469	234	138,599	58,816
---	3,324	3,760	15,196	4,242	85,680	21,960	1,131,718	535,703
---	330	426	200	---	---	---	51,551	13,539
---	6,653	3,661	9,738	3,761	187	---	993,851	511,754
---	---	---	---	---	32,131	7,786	57,174	17,369
---	---	---	---	---	60	247	159,519	32,638
22,247	6,541	4,260	18,856	4,622	1,169	---	932,634	413,398
7,845	440	307	3,060	710	2,509	---	310,282	105,288
---	496	327	1,455	145	37	---	115,326	71,861
---	---	---	---	---	77,785	53,673	349,880	196,887
-80	---	---	---	---	9,791	19,337	158,239	73,809
---	---	---	---	---	---	---	17,605	45,753
---	7,722	5,266	19,547	8,561	15,584	44,067	826,644	332,068
---	---	---	---	---	851	911	5,765	29,466
---	---	---	51	8	---	---	115,085	33,582
25,747	-440	317	2,360	1,332	3,848	2,043	102,269	155,460
---	---	---	---	---	4	---	47,019	17,581
---	168	816	1,425	658	1,187	---	142,645	132,336
---	---	---	---	---	---	---	-2,075	396
---	---	---	---	---	---	---	5,313	---
---	---	---	---	---	---	---	1,189	---
50,101	4,997	3,121	28,941	13,094	10,043	776	1,056,837	607,728
538	2,349	597	7,896	2,056	16,758	1,620	896,789	421,694
---	---	---	---	---	---	---	62,645	65,154
-618	---	---	92	---	---	---	7,318	-618
135	11,386	6,032	38,158	29,187	5,972	9,447	1,626,129	734,009
---	---	---	---	---	---	---	13,210	3,736
---	---	---	---	---	44,662	21,359	743,268	349,830
---	6	---	---	---	---	---	53,745	24,947
---	---	---	---	---	---	---	62,253	120,684
---	---	---	---	---	---	---	167,452	63,951
---	131	277	535	---	716	-178	41,280	24,116
---	---	---	11	---	13	---	10,527	3,946
---	410	127	70	---	450	---	85,547	43,269
---	---	---	---	---	1	---	3,560	2,755

TABLE 5 — MULTIPLE LINE
DIRECT PREMIUMS WRITTEN AND DIRECT

Name of Company	Auto		Fidelity and Surety Direct Premiums Written	Direct Losses Paid
	Physical Direct Premiums Written	Damage Direct Losses Paid		
Reliable Insurance Company	48	---	---	123
Reliance Insurance Company	194,901	77,610	14,861	2,958
Republic Insurance Company	989	---	5,875	45,353
Reserve Insurance Company	158,087	11,195	---	4,000
Resolute Insurance Company	112,062	7,145	18,365	---
Royal Exchange Assurance	293	2,726	314	88,232
Royal Indemnity Company	146,513	69,037	21,733	---
Royal Insurance Company, Limited	716	53	---	---
St. Louis Fire & Marine Insurance Company	---	134	---	137,591
St. Paul Fire and Marine Insurance Company	447,739	250,740	173,948	---
St. Paul Mercury Insurance Company	288,226	181,511	3,517	---
Safeco Insurance Company of America	455,692	172,441	---	---
Safeguard Insurance Company	11,229	5,973	405	---
Sea Insurance Company Limited	49	294	---	---
Seaboard Fire & Marine Insurance Company	14,812	7,450	---	1,286
Seaboard Surety Company	---	---	39,008	252
Security Insurance Company of New Haven	44,154	16,559	9,201	10,650
Security Mutual Casualty Company	3,310	3,644	20,287	---
Security National Insurance Company	---	---	---	---
Select Insurance Company	6,331	5,988	---	---
Sentinel Indemnity Company	10,779	4,191	---	---
South Carolina Insurance Company	---	---	---	---
Southern Fire and Casualty Company	---	---	---	---
Standard Fire Insurance Company	---	---	---	---
Standard Marine Insurance Company Limited	---	---	---	---
State Farm Fire and Casualty Company	91,969	54,042	---	---
State Farm General Insurance Company	---	---	---	---
State Farm Mutual Automobile Insurance Co.	4,988,979	2,835,379	---	---
Stonewall Insurance Company	3,897	2,799	---	5,654
Stuyvesant Insurance Company	176,998	132,090	4,823	1,286
Sun Insurance Company of New York	18,091	26,431	4,124	---
Sun Insurance Office Limited	17,651	11,491	---	---
Superior Insurance Company	51,853	24,457	90	---
Superior Risk Insurance Company	7,554	2,859	---	---
Swiss National Insurance Company, U.S.A.	---	---	---	---
Swiss Reinsurance Company	---	---	---	---
"Switzerland" General Insurance Company, Ltd.	---	---	---	---
Thames and Mersey Marine Insurance Co., Ltd.	---	---	---	---
Town Mutual Dwelling Insurance Company	---	---	---	47,125
Transamerica Insurance Company	271,365	140,007	106,044	---
Transcontinental Insurance Company	139	10	---	250
Transit Casualty Company	---	---	---	---
Transport Indemnity Company	176,235	274,487	465	---
Transport Insurance Company	2,184	---	---	---
Transportation Insurance Company	9,930	247	---	573,022
The Travelers Indemnity Company	1,096,807	493,254	623,108	15,300
Trinity-Universal Insurance Company	216,515	88,493	6,117	682
Tri-State Insurance Company	47,547	36,152	2,287	---
Twin City Fire Insurance Company	9,577	5,391	---	---
Underwriters Insurance Company	---	---	---	4,673
Union Insurance Company (Mutual)	213,689	106,248	11,476	---
Union Mutual Insurance Company of Providence	---	---	---	1,680
United Fire & Casualty Company	91,101	41,894	1,065	---
United Pacific Insurance Company	2,351	295	36,472	---
United States Casualty Company	21,701	2,038	1,063	---

LINE
RECT
COLORADO BUSINESS FOR YEAR 1964
LOSSES PAID — BY CLASSIFICATION — Continued

	Glass	Burglary and Theft	All Other	TOTAL ALL TABLES			
Direct	Direct	Direct	Direct	Direct			
Premiums	Losses	Direct	Direct	Direct			
Written	Paid	Premiums	Losses	Premiums			
		Written	Paid	Written			
		Direct	Direct	Losses			
		Losses	Losses	Paid			
		Paid	Paid				
---	---	---	---	871	625		
14,159	4,343	32,390	11,835	6,570	2,488	2,105,262	745,537
93	---	197	---	565	---	687,753	184,602
---	---	---	---	8,905	2,473	286,657	81,924
---	---	---	---	80,746	53,467	214,002	66,412
98	83	110	330	33	---	66,639	93,805
3,429	1,298	9,368	3,362	10,185	166	867,414	497,106
24	---	9	---	277	---	192,625	68,271
---	---	---	---	2,097	---	11,866	28,184
17,855	7,338	48,222	17,068	13,900	5,828	2,984,291	1,571,943
---	---	---	---	---	---	747,398	374,226
---	---	---	---	3,500	1,060	965,892	440,140
1,615	103	1,697	97	56	---	190,251	51,803
---	---	---	---	---	374	727	839
---	---	---	---	---	---	29,571	13,207
338	---	551	---	---	---	44,934	1,286
3,277	1,023	5,509	783	766	---	395,766	128,375
---	---	733	---	---	---	187,437	407,912
---	---	---	---	---	---	20,238	2,023
24	---	---	---	4	---	94,787	40,876
72	---	---	---	---	---	47,346	27,876
4	---	5	---	197	---	32,415	12,981
---	---	---	---	---	---	---	---
---	---	---	---	---	---	15,262	12,932
---	---	---	---	---	---	1,282	---
2,242	1,192	1,577	63	308	---	1,680,506	532,515
---	---	20	---	13	---	32,591	3,705
---	---	---	---	1,202,574	693,038	10,446,796	6,417,701
---	---	---	---	2,010	---	94,263	55,429
---	---	---	---	---	---	185,074	144,351
542	3,420	472	4,016	1,395	772	196,098	255,682
16	---	73	---	40	---	29,143	32,896
1,187	297	439	1,207	---	---	170,178	80,938
3	---	---	---	80	---	192,433	36,745
3	---	---	---	---	---	25,661	8,623
---	---	---	---	---	---	---	---
---	---	---	---	---	---	---	---
---	---	---	---	---	---	---	---
---	---	---	---	---	---	---	---
6,321	2,257	16,183	10,889	1,259	664	1,312,448	565,992
---	---	---	---	---	---	558,238	167,359
---	---	---	---	20	---	3,705	885
---	---	---	---	704	---	1,529,183	1,255,744
---	---	---	---	2,391	---	45,349	5,088
---	---	---	---	---	---	20,398	2,949
9,254	7,594	47,634	16,496	50,508	17,157	4,737,157	2,612,296
5,115	3,706	6,686	2,912	18	---	865,823	350,136
183	101	131	---	---	---	110,897	64,927
---	---	---	---	634	---	67,676	33,506
---	---	---	---	---	---	1,391	211
57	---	543	1,113	---	---	430,788	186,348
---	---	---	---	---	---	517	---
396	26	1,464	357	15,243	10,257	412,673	175,001
---	---	---	---	812	---	53,270	4,842
901	476	359	---	316	332	96,527	47,209

TABLE 5 — MULTIPLE LINE
DIRECT PREMIUMS WRITTEN AND DIRECT

Name of Company	Auto		Fidelity and Surety Direct Premiums Written	Surety Direct Losses Paid
	Physical Damage Direct Premiums Written	Direct Losses Paid		
United States Fidelity and Guaranty Company	960,494	500,718	463,663	—55,094
United States Fire Insurance Company	151,124	69,592	11,301	1,316
Universal Surety Company	—	—	415	—
Universal Underwriters Insurance Company	52,979	35,861	—	—
Utah Home Fire Insurance Company	—	—	—	—
Utica Mutual Insurance Company	1,145	1,238	2	—
Valley Forge Insurance Company	—	—	—	—
Vanguard Insurance Company	128,860	66,650	—	—
Vigilant Insurance Company	377	72	—	—
Washington Fire and Marine Insurance Company	989	—	—	—
Washington General Insurance Corporation	98	—	—	—
West American Insurance Company	53,466	22,286	—	—
Westchester Fire Insurance Company	89,063	38,910	3,405	2,510
Western Casualty and Surety Company	591,342	262,522	159,853	—
Western Fire Insurance Company	65,760	31,215	—	—
Western Mutual Insurance Company	94	9,365	—	—
Western Pacific Insurance Company	—	—	—	—
Wolverine Insurance Company	11,129	8,030	—	—
Worcester Mutual Fire Insurance Company	—	—	—	—
Yorkshire Insurance Company of New York	—	—	—	350
Zurich Insurance Company	132,613	70,409	1,585	—
	\$33,956,578	\$17,588,853	\$5,103,038	\$2,164,587

COLORADO BUSINESS FOR YEAR 1964
 LOSSES PAID — BY CLASSIFICATION — Continued

Class	Glass		Burglary and Theft		All Other		TOTAL ALL TABLES	
	Direct Premiums Written	Direct Losses Paid	Direct Premiums Written	Direct Losses Paid	Direct Premiums Written	Direct Losses Paid	Direct Premiums Written	Direct Losses Paid
	14,206	10,824	65,324	19,492	6,216	2,316	4,993,314	2,202,355
	4,778	1,843	63,649	10,186	33,411	9,509	1,269,093	464,400
							415	
	107	201	55				154,151	78,037
							149	317
							6,829	2,815
	99		94		1,775		1,354,750	487,341
							5,370	1,192
							989	
			26		3,152	2,913	27,489	27,850
					7,317	5,863	116,551	49,987
	2,201	896	4,706	124	1,162	691	528,353	192,860
	14,901	6,766	28,701	13,365	2,154		2,191,784	951,110
	98	135	381		465		1,036,278	316,609
	175	289			665	2,460	161,621	138,697
			94		76		11,588	8,383
								293
							1,072	
	1,580	1,797	10,455	4,924	14,378	1,292	706,999	356,683
	\$ 563,686	\$ 265,992	\$1,401,411	\$ 636,107	\$5,129,689	\$2,455,123	\$168,868,028	\$84,731,139

FIRE INSURANCE COMPANIES

1964

Summary of the Reports to the Commissioner of
Insurance on the Business of the
Year 1964

TABLE 1 — FIRE INSURANCE COMPANIES

Corporate Name of Company	Home Office	Location	Incorporated	Admitted to Colorado
Domestic Companies:				
Commercial Mutual Ins. Co. of Colo., The	Greeley, Colorado	808 Ninth Street	July, 1921	October, 1921
Farmers' Union Mutual Insurance Co.	Denver, Colorado	1575 Sherman St.	January, 1914	March, 1914
Foreign Companies:				
Allstate Fire Insurance Co.	Skokie, Ill.	7447 Skokie Blvd.	November, 1931	April, 1935
American Reliable Insurance Co.	Minneapolis, Minn.	7407 Wayzata Blvd.	July, 1952	December, 1958
Capital Mutual Insurance Co.	Lincoln, Nebraska	138 No. 11th St.	February, 1902	November, 1952
Cavalier Insurance Corporation	Baltimore, Md.	300 St. Paul Place	July, 1941	November, 1951
Great West Casualty Company	So. Sioux City, Nebr.	2609 Dakota Ave.	March, 1956	November, 1962
Mid-America Fire and Marine Ins. Co.	Kansas City, Mo.	20 West 9th St.	May, 1953	September, 1958
Millers Mutual Fire Insurance Company	Harrisburg, Pa.	805 No. Front St.	1890	August, 1929
Motors Insurance Corporation	New York, N. Y.	1775 Broadway	October, 1939	May, 1940
Republic Mutual Fire Insurance Co.	{ Kansas City, Kansas 3Celina, Ohio	{ 8th St. & State Ave. Insurance Square	{ June, 1884 May, 1929	{ December, 1948 February, 1939
Service Fire Insurance Co. of New York..	New York, N. Y.	650 Madison Ave.	May, 1929	February, 1939
United Security Insurance Company	{ Holland Township 3Des Moines, Iowa	{ Flemington, N. J. 1017 Walnut St.	{ January, 1946	{ September, 1946
10Volkswagen Insurance Company	{ Little Rock, Arkansas 4St. Louis, Missouri	{ 1600 Tower Bldg. 4144 Lindell Blvd.	{ July, 1954	{ September, 1962

*U. S. Branch Office. ¹Readmitted. ²Reincorporated. ³Mail Address. ⁴Executive and Mail Address. ¹⁰Formerly Vico Insurance Company, name changed December 29, 1964.

TABLE 2 — FIRE
Financial Statement

NAME OF COMPANY	Assets	Liabilities Except Capital and Surplus	Capital or Guaranty Fund	Surplus
DOMESTIC:				
Commercial Mutual Insurance Co. of Colorado.....	\$ 306,124	\$ 120,660	\$ -----	\$ 185,464
Farmers' Union Mutual Insurance Co.....	1,122,955	428,483	200,000	494,472
FOREIGN:				
Allstate Fire Insurance Company.....	28,102,479	6,052,250	1,000,000	21,050,229
American Reliable Insurance Co.....	1,963,774	1,186,073	450,000	327,701
Capital Mutual Insurance Company.....	1,601,662	1,320,587	-----	281,075
Cavalier Insurance Corporation.....	9,116,334	6,364,680	400,000	2,351,654
Great West Casualty Company.....	1,383,728	570,588	400,000	413,140
Mid-America Fire and Marine Ins. Co.....	3,168,227	1,293,393	1,000,000	874,834
Millers Mutual Fire Insurance Company, Harrisburg..	6,238,966	2,708,081	-----	3,530,885
Motors Insurance Corporation.....	246,250,845	171,264,776	1,000,000	73,986,069
Republic Mutual Fire Insurance Company.....	640,054	288,075	-----	351,979
Service Fire Insurance Company of N. Y.....	55,883,879	34,251,618	6,000,000	15,632,261
United Security Insurance Company.....	12,588,535	8,721,225	1,000,000	2,867,310
Volkswagen Insurance Company.....	9,534,575	765,039	1,327,275	7,442,261

INSURANCE COMPANIES

Gain and Loss Exhibit

LOSS RATIOS
Losses Incurred to
Premiums Earned
Country- Colo-
wide rado
% %

Net Under- writing Gain or Loss	Investment and Other Income	Net Income After Federal Income Tax	Dividends to Policy- Holders	Dividends to Stockholders and Remit- tances to Home Office	Increase or Decrease In Surplus	Country- wide %	Colo- rado %
\$ 14,446	\$ 4,777	\$ 17,982	\$ 1,174	\$ -----	\$ 17,298	---	43.19
6,396	46,406	48,903	---	---	48,280	58.0	58.4
-135,668	2,245,826	1,660,158	---	---	1,183,584	---	---
-32,320	29,939	-2,381	---	---	114,458	61.61	26.5
-243,270	86,615	-159,932	3,277	---	-129,004	61.47	---
157,394	262,829	301,824	---	---	347,765	60.57	69.83
17,495	40,695	42,152	---	1,420	73,452	55.97	48.41
46,836	54,039	100,876	---	---	1,280,792	33.28	---
223,293	126,391	-195,669	545,352	---	-140,242	45.34	---
-12,106,744	7,059,680	-3,552,465	---	1,500,000	1,967,877	68.9	63.5
-119,145	24,830	-100,976	6,661	---	-24,323	85.56	---
2,272,416	5,167,147	5,054,564	---	20,000,000	15,271,424	66.8	65.8
-1,268,520	449,992	-818,527	---	---	-531,992	72.9	107.4
-823,477	90,836	-732,640	---	---	7,135,732	105.8	39.26

TABLE 3 — FIRE — COLORADO
DIRECT PREMIUMS RECEIVED AND DIRECT

Name of Company	FIRE		Extended Coverage and Other Allied Lines	
	Direct Premiums Written	Direct Losses Paid	Direct Premiums Written	Direct Losses Paid
DOMESTIC:				
Commercial Mutual Insurance Co. of Colorado.....	\$270,663	\$126,440	\$ ----	\$ ----
Farmers' Union Mutual Insurance Co.....	360,158	185,169	208,659	125,583
FOREIGN:				
Allstate Fire Insurance Company.....	---	---	---	---
American Reliable Insurance Co.....	---	---	---	2,313
Capital Mutual Insurance Company.....	678	138	715	---
Cavalier Insurance Corporation.....	---	---	---	---
Great West Casualty Company.....	---	---	---	---
Mid-America Fire and Marine Ins. Co.....	---	---	---	---
Millers Mutual Fire Insurance Company.....	---	---	---	---
Motors Insurance Corporation.....	---	---	---	---
Republic Mutual Fire Insurance Company.....	---	---	---	---
Service Fire Insurance Company of N. Y.....	---	---	88	---
United Security Insurance Company.....	---	---	---	---
Volkswagen Insurance Company.....	---	---	---	---
	\$631,499	\$311,747	\$209,462	\$127,896

BUSINESS FOR YEAR 1964
LOSSES PAID — BY CLASSIFICATION

Auto Liability (B. I.) Direct Premiums Written	Auto Liability (B. I.) Direct Losses Paid	Auto Physical Damage Direct Premiums Written	Auto Physical Damage Direct Losses Paid	All Other Direct Premiums Written	All Other Direct Losses Paid	TOTAL ALL LINES Direct Premiums Written	TOTAL ALL LINES Direct Losses Paid
\$ ---	\$ ---	\$ 2,397	\$ 1,019	\$ ---	\$ ---	\$ 273,060	\$ 127,459
---	---	---	---	---	---	568,817	310,752
---	---	---	---	---	---	---	---
---	---	12,006	2,910	---	---	12,006	2,910
4,207	31,839	4,178	6,088	361	2,313	10,139	42,691
---	---	9,841	5,446	---	---	9,841	5,446
---	---	39,394	14,530	3,078	---	42,472	14,530
---	---	---	---	---	---	---	---
---	---	1,754,800	1,151,910	---	---	1,754,800	1,151,910
---	---	---	---	---	---	---	---
---	---	207,073	138,847	---	---	207,161	138,847
43,074	16,653	41,860	39,471	---	---	84,934	46,124
8,670	305	9,810	933	---	---	18,480	1,238
\$ 55,951	\$ 48,797	\$2,081,359	\$1,351,154	\$ 3,439	\$ 2,313	\$2,981,710	\$1,841,907

Faint section header text in the upper right quadrant.

Faint section header text in the upper middle quadrant.

Faint, illegible text block in the upper section of the page.

Faint, illegible text block in the middle section of the page.

Faint, illegible text block in the middle section of the page.

Faint, illegible text block in the middle section of the page.

Faint, illegible text block in the middle section of the page.

Faint, illegible text block in the middle section of the page.

Faint, illegible text block in the middle section of the page.

Faint, illegible text block in the middle section of the page.

Faint, illegible text block in the middle section of the page.

Faint, illegible text block in the middle section of the page.

Faint, illegible text block in the middle section of the page.

Faint, illegible text block in the middle section of the page.

Faint, illegible text block in the middle section of the page.

Faint, illegible text block in the middle section of the page.

Faint, illegible text block in the middle section of the page.

CASUALTY INSURANCE COMPANIES
1964

Summary of the Reports to the Commissioner of
Insurance on the Business of the
Year 1964

TABLE 1 — CASUALTY AND MISCELLANEOUS INSURANCE COMPANIES

Corporate Name of Company	Home Office	Location	Incorporated	Admitted to Colorado
Domestic Companies:				
Century Casualty Company	Denver, Colorado	4995 Monaco Parkway	July, 1960	February, 1961
Certified Indemnity Company	Denver, Colorado	1254 Arapahoe St.	November, 1964	December, 1964
Empire Casualty Company	Denver, Colorado	101 So. Madison St.	June, 1957	February, 1958
Employers' Mutual Insurance Co., The	Denver, Colorado	650 Equitable Bldg.	July, 1915	July, 1915
Guaranty Mutual Insurance Company	Denver, Colorado	916 Broadway	July, 1928	July, 1928
Guaranty National Insurance Company	Denver, Colorado	916 Broadway	March, 1955	March, 1955
Security Casualty Insurance Company	Denver, Colorado	Security Life Bldg.	May, 1962	December, 1962
State Compensation Insurance Fund	Denver, Colorado	648 Capitol Annex Bldg.	171915	August, 1915
Texas General Indemnity Company	{ Denver, Colorado Galveston, Texas	{ 421 Symes Bldg. 2115 Winnie St.	March, 1948	March, 1948
Foreign Companies:				
American Credit Indemnity Co. of New York	{ New York, N. Y. Baltimore, Md.	{ 55 West 44th St. 300 St. Paul Place	April, 1893	March, 1902
American Live Stock Insurance Company	Geneva, Illinois	200 S. Fourth St.	December, 1952	August, 1953
American Mercury Insurance Company	Washington, D.C.	4115 Chesapeake, N.W.	September, 1949	June, 1954
American Progressive Health Insurance Company of New York	Mt. Vernon, N. Y.	20 East First St.	September, 1945	July, 1948
American Title Insurance Company	Miami, Florida	901 Northeast 2d Ave.	June, 1936	October, 1950
Central Mutual Casualty Company	Kansas City, Mo.	1617 Main Street	February, 1923	May, 1955
City Title Insurance Company	New York, N. Y.	32 Broadway	May, 1929	December, 1960
Combined Insurance Company of America	Chicago, Ill.	5050 N. Broadway	October, 1949	December, 1949
Criterion Insurance Company	Washington, D. C.	Ver't Av. & 'K' St. NW	March, 1961	February, 1962
Dairyland Mutual Insurance Company	Madison, Wis.	625 No. Segoe Road	January, 1953	July, 1958
Dallas Title and Guaranty Company	Dallas, Texas	1301 Main St.	August, 1906	June, 1958

Empire Fire and Marine Insurance Company	Omaha, Nebraska	1904 Farnum St.	March, 1954	June, 1963
Factory Mutual Liability Insurance Company of America	Providence, R. I.	10 Weybosset St.	May, 1914	July, 1945
Goodville Mutual Casualty Company	Goodville, Pa.		January, 1926	October, 1957
¹⁴ Hartford Live Stock Insurance Company	New York, N. Y.	123 William St.	July, 1916	March, 1920
	³ Hartford, Conn.	690 Asylum Ave.		
Hartford Steam Boiler Inspection and Insurance Company, The	Hartford, Conn.	56 Prospect St.	June, 1866	May, 1888
¹⁵ Horace Mann Mutual Insurance Co.	Springfield, Ill.	216 East Monroe	March, 1945	September, 1954
Kansas City Title Insurance Company	Kansas City, Mo.	925 Walnut St.	² May, 1940	April, 1949
Lawyers Title Insurance Corporation	Richmond, Va.	3800 Cutshaw Ave.	April, 1925	August, 1950
Massachusetts Casualty Insurance Co.	Boston, Mass.	50 Congress St.	October, 1926	August, 1956
Massachusetts Protective Assn, Inc., The	Worcester, Mass.	18 Chestnut St.	² June, 1909	¹ May, 1910
Meritplan Insurance Company	Oakland, Calif.	3770 Piedmont Ave.	December, 1952	April, 1962
	Los Angeles, Calif.	4050 Wilshire Blvd.		
Mid-States Insurance Company	Evanston, Ill.	1301 Central St.	February, 1941	January, 1944
Mortgage Guaranty Insurance Corp.	Milwaukee, Wis.	600 Marine Plaza	November, 1956	November, 1959
Mutual Protective Insurance Company	Omaha, Nebr.	3860 Leavenworth St.	April, 1930	May, 1947
National Union Indemnity Company	Pittsburgh, Pa.	139 University Place	July, 1925	¹ August, 1953
O R E Insurance Company	San Francisco, Calif.	1000 Phelan Bldg.	August, 1906	¹ April, 1916
Peoples Accident Insurance Company	Lincoln, Nebr.	1123 Sharp Bldg.	November, 1938	March, 1949
Physicians Mutual Insurance Company	Omaha, Nebr.	115 South 42 St.	1902	June, 1963
Prudence Mutual Casualty Company	Chicago, Ill.	162 No. State St.	September, 1899	May, 1961
Republic Indemnity Company of America	Tucson, Arizona	2030 East Broadway	September, 1945	February, 1946
Service Casualty Company of New York	New York, N. Y.	650 Madison Ave.	August, 1945	November, 1945
Southern Insurance Company	Dallas, Texas	2808 Fairmount	December, 1947	September, 1957

¹Readmitted. ²Reincorporated. ³Mail Address. ⁴Executive and Mail Address. ¹⁴Merged with and into Hartford Fire Insurance Company as of December 31, 1964. ¹⁵Changed plan of operation to Multiple Line, March 1, 1965. ¹⁷Created by legislation 1915.

TABLE 1 — CASUALTY AND MISCELLANEOUS INSURANCE COMPANIES — Continued

Corporate Name of Company	Home Office	Location	Incorporated	Admitted to Colorado
Standard Title Insurance Company	Phoenix, Arizona	301 Indian School Rd.	October, 1959	May, 1960
	³ Tulsa, Oklahoma	619 South Main		
Stewart Title Guaranty Company	Galveston, Texas	Stewart Bldg.	February, 1908	June, 1957
	³ Houston, Texas	1302 Rusk Ave.		
Summit Fidelity and Surety Company, The	Columbus, Ohio	720 East Broad St.	December, 1939	September, 1956
	⁴ Chicago, Ill.	1 No. LaSalle St.		
Title Insurance Corporation of St. Louis	St. Louis, Mo.	810 Chestnut St.	August, 1927	May, 1961
Traders & General Insurance Company	Dallas, Texas	115 South Field St.	October, 1928	September, 1945
United Bonding Insurance Company	Indianapolis, Ind.	3909 No. Meridian St.	January, 1956	March, 1960
Utilities Insurance Company	St. Louis, Mo.	100 No. Jefferson Ave.	October, 1931	February, 1932
Virginia Surety Company, Incorporated	Roanoke, Va.	403 Mtn. Trust Bldg.	January, 1927	November, 1951
	⁴ Toledo, Ohio	228 Superior St.		
Western Surety Company	Sioux Falls, S. D.	908 West Ave., North	July, 1900	June, 1945

³Mail Address. ⁴Executive and Mail Address.

TABLE 2 — CASUALTY INSURANCE COMPANIES
Financial Statement

NAME OF COMPANY	Assets	Liabilities Except Capital and Surplus	Capital or Guaranty Fund	Surplus
DOMESTIC:				
Century Casualty Company	\$ 336,976	\$ 81,301	\$ 150,000	\$ 105,675
Certified Indemnity Company	255,267	8,197	100,000	147,070
Empire Casualty Company	349,993	188,275	61,400	100,318
Employers' Mutual Insurance Company, The	545,051	298,564	50,000	---
Guaranty Mutual Insurance Company	7,176	476	---	6,700
Guaranty National Insurance Company	1,211,687	1,022,646	102,333	86,707
Security Casualty Insurance Company	332,555	260	200,000	132,295
State Compensation Fund	19,136,775	15,990,780	---	3,145,995
Texas General Indemnity Company	2,388,344	1,666,195	150,000	572,149
FOREIGN:				
American Credit Indemnity Co., of N. Y.	28,018,553	6,190,922	1,500,000	20,327,631
American Live Stock Insurance Company	1,344,950	877,190	250,000	217,760
American Mercury Insurance Company	2,995,158	1,970,736	413,100	611,322
American Prog. Health Ins. Co. of N. Y.	3,500,871	2,242,517	500,000	758,354
American Title Insurance Company	12,778,244	5,311,572	1,533,818	5,932,854
Central Mutual Casualty Company	1,189,685	842,729	135,000	211,956
City Title Insurance Company	2,547,988	1,863,836	250,000	434,152
Combined Insurance Company of America	63,945,191	30,565,564	7,000,000	26,379,627
Criterion Insurance Company	7,704,915	5,656,065	1,040,000	1,008,850
Dairyland Mutual Insurance Company	13,774,034	11,586,984	200,000	1,987,050
Dallas Title and Guaranty Company	4,508,738	915,734	1,000,000	2,593,004
Empire Fire and Marine Insurance Company	3,340,008	2,554,998	509,210	275,800
Factory Mut. Liability Ins. Co. of America	92,642,049	41,679,106	---	50,962,943
Goodville Mutual Casualty Company	1,251,647	833,945	---	417,702
Hartford Live Stock Insurance Company	11,732,636	736,107	500,000	10,496,529
Horace Mann Mutual Insurance Company	14,129,948	10,020,578	900,000	3,209,370
Kansas City Title Insurance Company	8,950,041	4,937,045	1,718,750	2,294,246
Lawyers Title Insurance Corporation	35,078,028	16,818,421	5,182,000	13,077,107
Massachusetts Casualty Insurance Co.	8,428,814	5,395,037	600,000	3,033,777
Massachusetts Protective Association, Inc.	121,594,900	25,949,422	12,000,000	83,645,478
Meritplan Insurance Company	3,100,093	2,027,746	602,210	470,137
Mid-States Insurance Company	4,649,792	3,380,861	400,000	868,931
Mortgage Guaranty Insurance Co.	36,029,294	23,554,517	1,738,369	10,736,408
Mutual Protective Insurance Company	3,467,335	2,767,335	---	700,000
National Union Indemnity Company	13,790,033	7,498,452	1,000,000	5,291,581
O R E Insurance Company	1,079,639	512,106	400,000	167,533
Peoples Accident Insurance Company	675,261	378,391	250,000	296,870
Physicians Mutual Insurance Company	8,509,069	2,512,671	250,000	5,746,398
Prudence Mutual Casualty Company	6,329,461	5,085,427	93,000	1,150,734
Republic Indemnity Company of America	5,146,782	4,271,094	636,315	239,373
Service Casualty Company of New York	22,372,192	13,412,449	1,000,000	7,959,743
Southern Insurance Company	3,844,835	3,088,412	500,000	256,423
Standard Title Insurance Company	2,294,989	107,206	500,000	1,687,783
Stewart Title Guaranty Company	5,409,715	2,256,229	1,444,446	1,709,040
Summit Fidelity and Surety Company	1,057,601	274,197	400,000	383,404
Title Insurance Corporation of St. Louis	6,451,681	3,934,839	956,250	1,560,592
Traders and General Insurance Company	8,348,340	6,484,904	1,000,000	863,436
Travelers Insurance Company	3,781,287,294	3,248,110,754	100,000,000	433,176,539
United Bonding Insurance Company	1,898,241	1,046,628	470,000	381,613
Utilities Insurance Company	2,880,022	2,137,340	300,445	442,237
Virginia Surety Company, Incorporated	4,164,764	3,160,301	600,000	404,463
Western Surety Company	13,537,805	6,223,833	4,000,000	3,313,972

INSURANCE COMPANIES

Gain and Loss Exhibit

Net Underwriting Gain or Loss	Investment and Other Income	Net Income After Federal Income Tax	Dividends to Policy- Holders	Dividends to Stockholders and Remit- tances to Home Office	Increase or Decrease In Surplus	LOSS RATIOS	
						Losses Incurred to Premiums Earned Country- wide %	Colo- rado %
\$ 20,194	\$ 7,494	\$ 27,689	\$ ----	\$ 30,000	\$ 3,540	49.7	51.1
-3,308	378	-2,930	----	----	147,070	----	----
-30,892	13,060	-17,832	----	2,016	19,250	64.2	64.2
-2,282	18,293	-1,669	20,871	----	-60,458	----	58.8
-103	6,553	6,413	37	----	631	12.0	12.0
-225,904	24,961	-193,784	----	----	-201,281	77.6	63.8
-10,552	11,463	661	----	----	661	----	----
-95,031	690,228	114,563	480,634	----	196,830	----	89.64
386,479	62,327	448,096	398,951	----	26,567	64.9	----
2,200,219	1,900,849	2,527,993	----	1,000,000	1,081,920	10.8	10.8
-18,096	30,838	12,743	----	----	9,595	64.8	----
-299,358	240,710	-45,903	----	----	-198,200	68.3	121.
-418,090	102,788	-315,302	----	----	5,096	48.9	----
379,663	274,869	647,808	----	421,801	340,932	7.8	----
-42,498	12,497	-47,125	17,125	----	-16,650	69.8	43.7
104,309	65,886	98,017	----	40,000	85,483	.4	----
7,107,350	1,489,016	9,256,498	2,149,148	2,500,000	6,095,106	36.59	36.2
-109,575	113,207	3,632	----	----	-47,934	71.03	54.07
244,573	551,844	612,001	----	----	572,922	65.8	53.9
231,801	75,114	306,915	----	120,000	231,075	1.9	1.2
-28,909	70,469	41,559	----	30,553	16,550	60.2	77.5
6,383,218	2,384,261	2,701,824	5,478,194	----	7,082,239	41.7	32.8
44,940	26,618	61,019	10,540	----	-16,865	51.9	393.3
329,805	287,904	615,761	----	200,000	1,604,488	48.96	70.58
-181,798	505,717	256,197	67,722	----	2,463,071	72.9	53.9
872,127	192,672	597,279	----	171,875	449,808	2.5	----
4,858,552	731,052	3,009,604	----	1,554,750	942,396	2.8	4.3
264,950	219,201	-79,256	----	96,000	-131,007	39.1	22.7
5,950,360	3,533,937	----	----	3,648,000	637,819	52.	----
88,000	89,001	110,667	----	24,088	44,400	48.5	----
-63,934	163,899	47,027	----	----	47,375	59.2	----
2,770,205	1,162,605	3,925,510	----	----	891,236	31.8	94.6
177,668	88,197	279,224	----	----	200,000	51.8	81.0
-631,999	1,061,334	428,203	1,132	----	341,484	60.1	----
40,941	27,202	40,941	----	----	40,861	53.2	38.3
-29,896	24,129	-493	----	----	----	42.2	52.2
-985,240	227,984	-722,311	----	----	-375,533	61.9	27.9
173,469	-34,464	139,005	----	----	107,750	54.4	46.6
441,244	118,785	435,725	124,305	4,321	-35,135	43.2	----
537,450	1,852,258	1,626,708	----	10,000,000	8,476,138	63.2	47.9
-49,964	105,307	33,173	----	----	92,924	58.7	----
57,141	65,393	122,540	----	----	132,013	6.1	----
270,228	597,305	599,605	----	132,455	-1,040,425	4.2	1.8
-65,838	18,632	-33,906	----	----	-32,565	----	----
341,092	84,997	186,996	----	68,850	149,957	----	----
-119,825	324,202	162,376	41,999	100,000	-92,134	55.6	71.3
-1,724,653	7,217,028	-801,065	2,049,294	9,500,000	14,207,595	70.2	38.2
29,872	-12,312	13,560	----	20,328	189,858	11.8	68.9
-47,200	41,592	-11,685	6,076	4,670	48,671	55.8	38.3
-508,744	90,912	-417,831	----	600	-379,785	69.7	462.
1,371,441	344,198	1,015,457	----	2,000,000	911,403	15.9	16.8

**TABLE 3 — CASUALTY —
DIRECT PREMIUMS RECEIVED AND DIRECT**

Name of Company	Hospitalization Accident and Health		Group Accident and Health	
	Direct Premiums Written	Direct Losses Paid	Direct Premiums Written	Direct Losses Paid
DOMESTIC:				
Century Casualty Company	\$	\$	\$	\$
Certified Indemnity Company				
Empire Casualty Company				
Employers' Mutual Insurance Company, The				
Guaranty Mutual Insurance Company	1,734	213		
Guaranty National Insurance Company	4,090	310		
Security Casualty Insurance Company	5,748			
State Compensation Fund				
Texas General Indemnity Company				
FOREIGN:				
American Credit Indemnity Co., of N. Y.				
American Live Stock Insurance Company				
American Mercury Insurance Company				
American Prog. Health Ins. Co. of N. Y.	67			
American Title Insurance Company				
Central Mutual Casualty Company				
City Title Insurance Company				
Combined Insurance Company of America	1,043,919	338,346		
Criterion Insurance Company				
Dairyland Mutual Insurance Company				
Dallas Title and Guaranty Company				
Empire Fire and Marine Insurance Company				
Factory Mut. Liability Ins. Co. of America				
Goodville Mutual Casualty Company				
Hartford Live Stock Insurance Company				
Horace Mann Mutual Insurance Company	4,631	5,479	68,041	39,523
Kansas City Title Insurance Company				
Lawyers Title Insurance Corporation				
Massachusetts Casualty Insurance Co.	22,940	5,217		
Massachusetts Protective Association, Inc.	154,611	80,130		
Meritplan Insurance Company				
Mid-States Insurance Company				
Mortgage Guaranty Insurance Co.				
Mutual Protective Insurance Company	22,219	14,821		
National Union Indemnity Company				
O R E Insurance Company	44,696	17,125		
Peoples Accident Insurance Company	1,683	2,068		
Physicians Mutual Insurance Company	35,326	4,561		
Prudence Mutual Casualty Company	24,261	11,027		
Republic Indemnity Company of America				
Service Casualty Company of New York				
Southern Insurance Company				
Standard Title Insurance Company				
Stewart Title Guaranty Company				
Summit Fidelity and Surety Company				
Title Insurance Corporation of St. Louis				
Traders and General Insurance Company				
The Travelers Insurance Co.				
United Bonding Insurance Company				
Utilities Insurance Company				
Virginia Surety Company, Incorporated				
Western Surety Company				
	\$1,365,925	479,297	\$ 68,041	\$ 39,523

TABLE 4 — CASUALTY —
DIRECT PREMIUMS RECEIVED AND DIRECT

Name of Company	Auto Physical Damage		Liability	
	Direct Premiums Written	Direct Losses Paid	Other Than Auto Direct Premiums Written	Auto (F.D.) Direct Losses Paid
DOMESTIC:				
Century Casualty Company	\$	\$	\$ 5,221	\$
Certified Indemnity Company	7,700			
Empire Casualty Company				
Employers' Mutual Insurance Company, The				
Guaranty Mutual Insurance Company				
Guaranty National Insurance Company	-16,388	4,077	-398	-537
Security Casualty Insurance Company				
State Compensation Fund				
Texas General Indemnity Company				
FOREIGN:				
American Credit Indemnity Co., of N. Y.				
American Live Stock Insurance Company				663
American Mercury Insurance Company			2,884	
American Prog. Health Ins. Co. of N. Y.				
American Title Insurance Company				
Central Mutual Casualty Company	126,332	67,003		
City Title Insurance Company				
Combined Insurance Company of America				
Criterion Insurance Company	37,595	22,591		
Dairyland Mutual Insurance Company	129,550	51,873		
Dallas Title and Guaranty Company				
Empire Fire and Marine Insurance Company	10,284	6,223	85	
Factory Mut. Liability Ins. Co. of America	16,015	8,597		
Goodville Mutual Casualty Company	3,394	2,668	30	
Hartford Live Stock Insurance Company				
Horace Mann Mutual Insurance Company	109,427	60,255		
Kansas City Title Insurance Company				
Lawyers Title Insurance Corporation				
Massachusetts Casualty Insurance Co.				
Massachusetts Protective Association, Inc.				
Meritplan Insurance Company				
Mid-States Insurance Company	776			
Mortgage Guaranty Insurance Co.				
Mutual Protective Insurance Company				
National Union Indemnity Company				
O R E Insurance Company				
Peoples Accident Insurance Company				
Physicians Mutual Insurance Company				
Prudence Mutual Casualty Company				
Republic Indemnity Company of America				
Service Casualty Company of New York	117,430	46,801		
Southern Insurance Company				
Standard Title Insurance Company				
Stewart Title Guaranty Company				
Summit Fidelity and Surety Company				
Title Insurance Corporation of St. Louis				
Traders and General Insurance Company	123,664	70,402	2,540	264
The Travelers Insurance Co.				
United Bonding Insurance Company				
Utilities Insurance Company	16,537	4,221	20	
Virginia Surety Company, Incorporated	703	84		
Western Surety Company				
	\$ 683,019	\$ 344,795	\$ 10,382	\$ 390

COLORADO BUSINESS FOR YEAR 1964
LOSSES PAID — BY CLASSIFICATION

	Fidelity		Surety		All Other		TOTAL ALL TABLES	
	Direct Premiums Written	Direct Losses Paid	Direct Premiums Written	Direct Losses Paid	Direct Premiums Written	Direct Losses Paid	Direct Premiums Written	Direct Losses Paid
	\$ ---	\$ ---	\$ ---	\$ ---	\$ 10,533	\$ 7,806	\$ 16,173	\$ 7,806
	---	---	---	---	---	---	25,147	---
	---	---	---	---	---	---	134,394	16,500
	---	---	---	---	---	---	95,583	59,456
	---	---	---	---	---	---	1,734	213
	---	---	---	---	3,054	---	48,609	10,803
	---	---	---	---	---	---	5,748	---
	---	---	---	---	---	---	11,055,611	8,686,477
	---	---	---	---	---	---	---	---
	---	---	---	---	22,559	3,574	22,559	3,574
	---	---	---	---	164,741	267,679	164,741	267,679
	---	---	---	---	32,898	86,996	39,889	87,659
	---	---	---	---	---	---	67	---
	---	---	---	---	2,840	---	2,840	---
	---	---	---	---	---	---	229,084	76,416
	---	---	---	---	---	---	---	---
	---	---	---	---	---	---	1,043,919	338,346
	---	---	---	---	1,747	---	105,071	45,926
	---	---	---	---	---	---	580,395	255,045
	---	---	---	---	99,097	1,039	99,097	1,039
	---	---	---	---	879	1,232	25,977	7,722
	---	---	---	---	29	---	57,392	26,909
	---	---	---	---	---	---	11,189	42,906
	---	---	---	---	9,627	6,570	9,627	6,570
	---	---	---	---	104,646	46,280	497,586	274,326
	---	---	---	---	179,420	---	179,420	---
	---	---	---	---	226,963	9,839	226,963	9,839
	---	---	---	---	---	---	22,940	5,217
	---	---	---	---	---	---	154,611	80,130
	---	---	---	---	---	---	---	---
	---	---	---	---	---	---	776	---
	---	---	---	---	65,958	14,348	65,958	14,348
	---	---	---	---	23,692	20,757	45,911	35,578
	---	---	---	---	---	---	---	---
	---	---	---	---	---	---	44,696	17,125
	---	---	---	---	---	---	1,683	2,068
	---	---	---	---	---	---	35,326	4,561
	---	---	---	---	---	---	24,261	11,027
	---	---	---	---	---	---	---	---
	---	---	---	---	---	---	117,430	46,801
	---	---	---	---	---	---	---	---
	---	---	---	---	426,814	20,394	426,814	20,394
	---	---	10,311	---	---	---	10,311	---
	---	---	---	---	---	---	---	---
	---	---	363	---	1,369	1,306	294,697	295,922
	---	---	---	---	---	---	1,142,292	667,823
	10	---	1,642	13,000	14,200	---	15,852	13,000
	---	---	---	---	---	---	60,009	24,250
	---	---	---	---	14	---	3,199	7,539
	32,547	12,776	113,722	4,077	---	---	146,269	16,853
	\$ 32,557	\$ 12,776	\$ 126,038	\$ 17,077	\$ 1,391,080	\$ 487,820	\$ 17,194,632	\$ 11,487,847

LIFE INSURANCE COMPANIES

1964.

Summary of the Reports to the Commissioner of
Insurance on the Business of the
Year 1964

TABLE 1 — LIFE INSURANCE COMPANIES

Corporate Name of Company	Home Office	Location	Incorporated	Admitted to Colorado
Domestic Companies:				
- Academy Life Insurance Company, The	Denver, Colorado	Security Life Bldg.	October, 1963	November, 1963
- Atlantic and Pacific Insurance Company	Denver, Colorado	841 Delaware St.	January, 1954	April, 1954
- Bankers Reserve Life Insurance Company	Denver, Colorado	220 Majestic Building	June, 1959	August, 1959
- Bankers Union Life Insurance Company	Denver, Colorado	200 Josephine St.	April, 1930	September, 1930
- Capitol Co-operative Life Insurance Co.	Denver, Colorado	1350 Lincoln St.	February, 1954	July, 1954
- Capitol Life Insurance Company, The	Denver, Colorado	1620 Sherman St.	July, 1905	August, 1905
®Denver National Life Insurance Company, The	Denver, Colorado	1330 Leyden St.	October, 1955	February, 1956
- Educators Co. for Ins. on Lives and Granting Annuities, The	Denver, Colorado	Capitol Life Center	December, 1963	August, 1964
- Financial Assurance, Incorporated	Denver, Colorado	950 Broadway	November, 1961	March, 1962
- General Bankers Life Insurance Co.	Denver, Colorado	1536 Welton St.	March, 1956	April, 1956
- Howard Life Insurance Company	Denver, Colorado	1200 E. 17th Ave.	April, 1954	November, 1954
- Investors Preferred Life Insurance Company	Denver, Colorado	2120 South Grape St.	August, 1962	August, 1963
- Life Assurance Company of the West	Denver, Colorado	470 So. Colorado Blvd.	February, 1961	March, 1961
- Mountain States Life Insurance Co. of America	Denver, Colorado	1st Nat'l Bank Bldg.	June, 1962	September, 1962
	3,4Albuquerque, N. M.	2808 Cent. Ave. S.E.		
- National Farmers Union Life Insurance Company	Denver, Colorado	1575 Sherman St.	December, 1937	April, 1938
- National Investors Life Insurance Company of Colorado, The	Denver, Colorado	8720 E. Colfax Ave.	January, 1962	April, 1962
- National Western Life Insurance Company	Denver, Colorado	4101 E. Louisiana	July, 1956	June, 1957
	3,4Austin, Texas	1302 Guadalupe		
- Olinger Life Insurance Company	Denver, Colorado	1575 Boulder St.	May, 1957	June, 1957
- Preferred Equity Insurance Company	Denver, Colorado	655 Broadway	February, 1962	March, 1962
- Preferred Risk Life Insurance Company	Colorado Spgs., Colo.	320 South Nevada	November, 1957	January, 1958
	3,4Des Moines, Iowa	4119 Rollins		
- Roosevelt National Life Insurance Co.	Wheat Ridge, Colorado	7125 West 44th Avenue	August, 1960	November, 1961

- Security Life and Accident Company.....	Denver, Colorado	Security Life Bldg.	November, 1949	May, 1950
Standard Savings Life Insurance Co.	{ H.O. Englewood, Colo.	7090 E. Belleview	}	
	Denver, Colorado	³ P.O. Box 22332		
- State Life Insurance Co. of Colorado	Denver, Colorado	1760 High St.	June, 1959	June, 1960
- Sterling Life Insurance Company	Denver, Colorado	1108 15th St.	June, 1955	February, 1957
- United American Life Insurance Co.	Denver, Colorado	1717 California St.	May, 1946	December, 1961
- United Nations Insurance Company	Westminster, Colo.	West 80th Ave. & Sheridan Blvd.	October, 1936	May, 1938
- Western Empire Life Insurance Co.	{ H.O. Englewood, Colo.	7524 E. Progress Pl.	May, 1958	April, 1959
	Denver, Colorado	³ P.O. Box 22274	}	
- Western Farm Bureau Life Insurance Company	Denver, Colorado	1200 Lincoln St.		
- Western Investors Life Assurance Co.	Denver, Colorado	1717 East Colfax Ave.	December, 1952	January, 1953
- Western Reserve Life Insurance	Grand Junction, Colo.	230 North 3rd St.	April, 1962	July, 1962
			August, 1956	October, 1956
Foreign Companies:				
- Acacia Mutual Life Insurance Company	Washington, D. C.	51 Louisiana Ave. N.W.	March, 1869	August, 1923
- Aetna Life Insurance Company	Hartford, Conn.	151 Farmington Ave.	May, 1853	August, 1888
- Alaska Western Life Ins. Co.	Anchorage, Alaska	1040 4 Ave.	September, 1955	March, 1962
- Alexander Hamilton Life Insurance Co.	{ Wilmington, Delaware	100 West 10th St.	}	
	^{3,4} Denver, Colorado	777 Grant St.		
- All American Assurance Company	Lafayette, La.	519 So. Buchanan St.	December, 1963	February, 1964
- All American Life & Casualty Company	Park Ridge, Ill.	Executive Plaza	February, 1945	October, 1959
- Alliance Life Insurance Company	McPherson, Kansas	1122 No. Main	February, 1950	August, 1953
- Allstate Life Insurance Company	Skokie, Ill.	7425 Skokie Blvd.	October, 1958	November, 1962
American Bankers Life Assurance Company of Florida	Miami, Florida	600 Brickell Ave.	March, 1957	January, 1958
- American Capitol Insurance Company	Houston, Texas	3839 Buffalo Speedway	February, 1952	October, 1955
- American Estate Life Insurance Co.	Phoenix, Arizona	2001 E. Roosevelt St.	April, 1954	March, 1959
- American Family Life Insurance Company	{ Madison, Wis.	Town of Blooming Grove	December, 1948	January, 1959
	Madison, Wis.	³ 3099 E. Washington Ave.	}	
- American General Life Insurance Co. of Delaware	Wilmington, Del.	100 West Tenth St.		
	⁴ Pittsburgh, Pa.	852 Ridge Avenue	April, 1960	September, 1960

¹Readmitted. ³Mail Address. ⁴Executive Office. ⁶ The Denver National Life Insurance Company has transferred all of its outstanding insurance to Stockman National Life Insurance Company, Rapid City, South Dakota, as of May 15, 1965, and has withdrawn as an insurance company.

TABLE 1 — LIFE INSURANCE COMPANIES — Continued

Corporate Name of Company	Home Office	Location	Incorporated	Admitted to Colorado
American Health and Life Ins. Co.	Baltimore, Md.	300 St. Pauls Place	June, 1954	November, 1957
American Heritage Life Insurance Company	Jacksonville, Fla.	11 E. Forsyth St.	September, 1956	October, 1963
American Home Life Insurance Company, The	Topeka, Kansas	9th & Harrison Sts.	May, 1909	December, 1947
American Life and Casualty Insurance Company	Fargo, No. Dakota	207 No. 5th St.	January, 1951	January, 1963
¹⁰ American Life Insurance Company	Birmingham, Ala.	American Life Bldg.	March, 1931	May, 1960
	⁴ Dallas, Texas	311 South Akard St.		
American Life Insurance Company of New York	New York, N. Y.	100 Broadway	March, 1955	October, 1958
American Hospital and Life Insurance Company, The	San Antonio, Texas	American Hospital & Life Building	April, 1935	September, 1945
American Mutual Life Insurance Co.	Des Moines, Iowa	Liberty Bldg.	May, 1932	October, 1960
American National Insurance Company	Galveston, Texas	Moody Ave. at Mkt. St.	March, 1905	September, 1926
American Republic Insurance Company	Des Moines, Iowa	Liberty Bldg.	April, 1929	June, 1945
American Security Life Insurance Co.	Marshall, Texas	214 E. Austin St.	September, 1943	September, 1951
American States Life Insurance Co.	Indianapolis, Ind.	542 No. Meridian St.	June, 1957	January, 1964
American United Life Insurance Co.	Indianapolis, Ind.	30 W. Fall Cr'k Pkwy	² November, 1933	¹ November, 1953
⁹ Association Insurance Company	Milwaukee, Wis.	2803 N. Teutonia Ave.	December, 1954	May, 1961
Atlas Life Insurance Company	Tulsa, Okla.	415 So. Boston Ave.	September, 1918	January, 1946
Bankers Life Company	Des Moines, Iowa	711 High St.	June, 1879	November, 1911
Bankers Life and Casualty Company	Chicago, Ill.	4444 Lawrence Ave.	April, 1880	September, 1947
Bankers Life Insurance Company of America	Dallas, Texas	1900 North Akard St.	June, 1951	October, 1959
Bankers Life Insurance Company of Nebraska	Lincoln, Nebr.	Cotner & "O" Sts.	April, 1887	¹ December, 1946
Bankers National Life Insurance Company	Verona, New Jersey	1 Sunset Avenue	September, 1927	¹ August, 1955
	² Montclair, N. J.	1 Sunset Avenue		
Bankers Security Life Insurance Society	New York, N. Y.	511 5th Ave.	June, 1917	¹ March, 1949
	³ Washington, D. C.	1701 Pennsylvania Ave.		
¹⁵ Bankers Service Life Insurance Company	Oklahoma City, Okla.	114 North Broadway	November, 1951	September, 1954

22

Bankers Trust Life Insurance Company	Phoenix, Arizona	4530 No. Central Ave.	September, 1956	May, 1963	
Beneficial Life Insurance Company	Salt Lake City, Utah	47 W. on S. Temple St.	May, 1905	¹ May, 1941	
Beneficial Standard Life Insurance Co.	Los Angeles, Calif.	756 S. Spring St.	March, 1940	April, 1942	
Benefit Trust Life Insurance Co.	Chicago, Ill.	1771 Howard Street	December, 1922	May, 1924	
Blood Service Plan Insurance Co.	Scottsdale, Arizona	6401 East Thomas Rd.	December, 1953	June, 1962	
¹⁶ Bonneville Life Insurance Company	Salt Lake City, Utah	343 So. State St.	May, 1958	December, 1964	
Brotherhood Mutual Life Insurance Co.	Fort Wayne, Ind.	3000 Circumurban Blvd.	May, 1939	November, 1957	
Business Men's Assurance Company of America	{ Kansas City, Mo.	{ One Penn Valley Pk.	} ² March, 1920	July, 1920	
	{ Kansas City, Mo.	{ B. M. A. Tower		} December, 1920	January, 1958
	{ Oakland, Calif.	{ 4400 MacArthur Blvd.			
California Life Insurance Company California-Western States Life Insurance Company	Sacramento, Calif.	2020 "L" St.	December, 1910	¹ September, 1940	
Canada Life Assurance Company, The	Toronto, Canada	330 University Ave.	April, 1849	January, 1956	
Carefree Life Ins. Corp. of America	Phoenix, Ariz.	3800 No. Central Ave.	July, 1957	December, 1962	
Central American Life Insurance Company	Lubbock, Texas	1202 Texas Ave.	November, 1946	December, 1963	
Central Life Assurance Company	Des Moines, Iowa	611 Fifth Ave.	February, 1896	September, 1902	
Central National Life Insurance Company of Omaha, The	Omaha, Nebr.	700 So. 72nd St.	April, 1953	October, 1953	
Central Plains Life Insurance Co., Inc.	Hutchinson, Kansas	100 S. Walnut St.	January, 1954	March, 1957	
Central Standard Life Insurance Co.	Chicago, Ill.	211 W. Wacker Dr.	April, 1907	November, 1951	
Central States Health & Life Company of Omaha	Omaha, Nebr.	504 South 18th	April, 1932	January, 1937	
Century Life Insurance Company	Fort Worth, Texas	Century Life Bldg.	November, 1938	April, 1960	
Charter National Life Insurance Co.	St. Louis, Missouri	8251 Maryland Ave.	December, 1955	September, 1962	
Charter Oak Life Insurance Company	Phoenix, Arizona	411 No. Central Ave.	August, 1959	November, 1959	
Chicago National Life Insurance Co.	Chicago, Illinois	332 South Michigan	June, 1929	January, 1961	
Citizens Standard Life Insurance Co.	Corpus Christi, Texas	1305 N. Shoreline Blvd.	March, 1953	September, 1962	
College Life Insurance Company of America, The	Indianapolis, Ind.	College Square at Central Court South	July, 1946	April, 1948	
¹⁴ Colonial American Life Insurance Co.	Corpus Christi, Texas	217 Peoples	October, 1954	October, 1962	

¹Readmitted. ²Reincorporated. ³Mail Address. ⁴Name changed to Association Life Insurance Company Inc. filed May 10, 1965. ¹⁰Name changed to American-Amicable Life Insurance Company as of March 1, 1965. ¹⁴Merged with and into American Capitol Insurance Company, Houston, Texas, as of December 31, 1964. ¹⁵Merged with and into Union Bankers Insurance Company, Dallas, Texas, as of December 31, 1964. ¹⁶Name changed to Bonneville-Sylvan Life Insurance Company, March 19, 1965.

TABLE 1 — LIFE INSURANCE COMPANIES — Continued

Corporate Name of Company	Home Office	Location	Incorporated	Admitted to Colorado
Colonial Life Insurance Company of America, The	East Orange, N. J.	111 Prospect St.	October, 1897	May, 1961
Columbus Mutual Life Insurance Company, The	Columbus, Ohio	303 East Broad St.	January, 1907	August, 1961
Commercial Life Insurance Company	Phoenix, Arizona	10202 North 19 Ave.	July, 1944	March, 1948
Connecticut General Life Insurance Company	Bloomfield, Conn.	900 Cottage Grove Rd.	June, 1865	March, 1922
Connecticut Mutual Life Insurance Company, The	Hartford, Conn.	55 Elm St.		
Constitution Life Insurance Company	Chicago, Ill.	4423 W. Lawrence Ave.	June, 1929	April, 1948
Consumers National Life Insurance Co.	Evansville, Ind.	215 S.E. Seventh St.	June, 1957	December, 1961
Continental Assurance Company	Chicago, Ill.	310 S. Michigan Ave.	April, 1911	July, 1911
Continental Life & Accident Company	Boise, Idaho	103 So. Ninth St.	November, 1940	June, 1953
Continental Life Insurance Company	Fort Worth, Texas	Continental Life Bldg.	February, 1948	June, 1955
Craftsman Life Insurance Company	Boston, Mass.	851 Boylston St.	September, 1924	October, 1945
Credit Life Insurance Company, The	Springfield, Ohio	120 So. Limestone St.	September, 1925	March, 1946
Crown Life Insurance Company	Toronto, Ont., Canada	120 Bloor St. E.	June, 1900	April, 1952
Cuna Mutual Insurance Society	*Grand Rapids, Mich.			
Empire State Mutual Life Insurance Co.	Madison, Wis.	5910 Mineral Point Rd.	May, 1935	December, 1953
Employees Mutual Benefit Association of Saint Paul	Jamestown, N. Y.	315 No. Main St.	April, 1936	August, 1958
Employers Life Insurance Company of America, The	St. Paul, Minn.	1457 Grand Ave.	January, 1925	August, 1958
Equitable Life Assurance Society of the United States, The	Wilmington, Del.	100 West 10th St.	May, 1959	June, 1959
Equitable Life & Casualty Insurance Co.	*Boston, Mass.	100 Milk Street		
Equitable Life Insurance Co. of Iowa	New York, N. Y.	1285 Ave. of Americas	July, 1859	May, 1883
Equity Annuity Life Insurance Company	Salt Lake City, Utah	404 So. W. Temple	June, 1935	May, 1948
Family Life Insurance Company	Des Moines, Iowa	604 Locust St.	January, 1867	November, 1920
Farm and Home Life Insurance Company	Washington, D. C.	1925 "K" St.	July, 1956	March, 1963
Farmers & Bankers Life Insurance Co.	Seattle, Wash.	310 Republic Bldg.	June, 1949	July, 1959
	Phoenix, Arizona	2225 North 16th St.	April, 1954	August, 1958
	Wichita, Kansas	200 E. First St.	February, 1910	December, 1915

— Farmers New World Life Insurance Co.	Mercer Island, Wash.	9611 Sunset Hwy., S.E. ...	February, 1910	November, 1953
— Federal Life and Casualty Company	Battle Creek, Mich.	Wolverine-Fed. Tower ..	March, 1906	February, 1907
— Federal Life Insurance Co. (Mutual)	Chicago, Ill.	6100 No. Cicero Ave.	September, 1899	¹ March, 1917
— Federated Security Insurance Company	Salt Lake City, Utah	1879 So. Main St.	October, 1950	November, 1956
— Fidelity and Guaranty Life Insurance Co.	Baltimore, Md.	Calvert & Redwood Sts.	December, 1959	November, 1960
— Fidelity Life Association	Fulton, Illinois	110 Tenth Ave.	February, 1896	February, 1964
— Fidelity Mutual Life Insurance Company, The	Philadelphia, Pa.	The Parkway at Fairmount Ave.	December, 1878	¹ August, 1947
— Fidelity Union Life Insurance Company	Dallas, Texas	1511 Bryan St.	December, 1927	November, 1953
— First National Life Insurance Company	Phoenix, Ariz.	1230 E. Camelback Rd. ...	January, 1947	June, 1952
— First Pyramid Life Insurance Company of America, The	Little Rock, Ark.	Pyramid Life Bldg.	July, 1925	July, 1946
— Fortune National Life Insurance Co.	Madison, Wisconsin	625 No. Segoe Road	July, 1959	June, 1962
— Franklin Life Insurance Company, The	Springfield, Ill.	812 S. Sixth St.	July, 1884	¹ June, 1920
— General American Life Insurance Co.	St. Louis, Mo.	1501 Locust St.	June, 1933	January, 1934
— General Fidelity Life Insurance Company	Richmond, Va.	1108 E. Main St.	October, 1953	October, 1957
— General Services Life Insurance Co.	Washington, D. C.	910 17th St., N.W.	September, 1954	October, 1960
— Gibraltar Life Insurance Company of America, The	Dallas, Texas	Gibraltar Life Bldg.	May, 1946	October, 1950
— Girard Life Insurance Co. of America	Dallas, Texas	100 Exch. Park No.	October, 1952	April, 1953
— Globe Life and Accident Insurance Co.	Oklahoma City, Okla.	311 W. Sheridan	April, 1951	June, 1952
— Globe Life Insurance Company	Chicago, Ill.	182 W. Lake Street	September, 1928	April, 1954
— Government Employees Life Insurance Company	Washington, D. C.	Vermont Ave. & 'K' St.	January, 1948	September, 1959
— Government Personnel Mutual Life Insurance Company	San Antonio, Tex.	505 E. Travis St.	May, 1934	June, 1952
— Grange Mutual Life Company	Nampa, Idaho	Grange Mut. Life Bldg.	July, 1934	July, 1945
— Great American Life Insurance Company	East Orange, N. J.	650 Park Ave.	December, 1959	January, 1963
— Great American Reserve Insurance Co.	Dallas, Texas	2020 Live Oak St.	February, 1937	April, 1955
— Great Commonwealth Life Insurance Co.	Dallas, Texas	Davis Bldg.	February, 1955	June, 1961
— Great Plains Life Ins. Co. of Wyoming	Casper, Wyoming	128 West 2nd St.	November, 1957	April, 1962
— Great Southern Life Insurance Company	Houston, Texas	4310 Dunlavy St.	March, 1909	August, 1959
— Great-West Life Assurance Co., The	Winnipeg, Man., Can.	60 Osborne St. No.	August, 1891	May, 1957
— Guarantee Mutual Life Company	Omaha, Nebr.	8721 Indian Hills Dr.	December, 1901	July, 1946

*U. S. Branch Office. ¹Readmitted. ³Mail Address.

TABLE 1 — LIFE INSURANCE COMPANIES — Continued

Corporate Name of Company	Home Office	Location	Incorporated	Admitted to Colorado
Guarantee Reserve Life Insurance Company	Hammond, Indiana	128 State Street	June, 1945	February, 1959
Guarantee Trust Life Insurance Co.	Chicago, Illinois	2537 Montrose Ave.	May, 1936	September, 1960
Guardian Life Insurance Company of America, The	New York, N. Y.	201 Park Ave. South	April, 1860	May, 1883
H.B.A. Life Insurance Company, The	Phoenix, Ariz.	First St. at Willetta	July, 1954	June, 1959
Hartford Life Insurance Company	Boston, Mass.	77 Franklin St.	June, 1902	June, 1911
Home Life Insurance Company	New York, N. Y.	253 Broadway	April, 1860	January, 1885
Homesteaders Life Company	Des Moines, Iowa	2141 Grand Ave.	January, 1906	September, 1906
Horace Mann Life Insurance Company	Springfield, Ill.	216 E. Monroe St.	August, 1949	November, 1956
Icoa Life Insurance Company	Salem, Oregon	250 Liberty St., S.E.	June, 1959	September, 1963
Ideal National Insurance Company	Salt Lake City, Utah	1415 So. Main St.	February, 1958	November, 1958
Illinois Mid-Continent Life Insurance Co.	Chicago, Illinois	737 No. Michigan Ave.	July, 1957	October, 1961
Illinois Mutual Life and Casualty Co. Independence Life and Accident Insurance Company	Peoria, Illinois	411 Liberty St.	July, 1912	December, 1954
Indianapolis Life Insurance Company	Louisville, Ky.	137 West Walnut St.	October, 1945	December, 1955
Industrial Life Insurance Company	Indianapolis, Ind.	2960 No. Meridian St.	July, 1905	April, 1957
Insurance City Life Company	Dallas, Texas	2808 Fairmount St.	February, 1945	January, 1958
International Fidelity Insurance Company, The	Hartford, Conn.	266 Pearl St.	August, 1954	May, 1962
	Chicago, Illinois	919 N. Michigan Ave.		
International Life Insurance Company	Dallas, Texas	1000 Main St.	October, 1947	December, 1955
Inter-Ocean Insurance Company	Austin, Texas	International Life Bldg.	February, 1942	June, 1954
	Indianapolis, Ind.	Merchants Bank Bldg.	February, 1907	October, 1948
Inter-State Assurance Company, A Mutual Company	Cincinnati, Ohio	2600 Victory Pkwy.		
Investment Trust and Assurance Corp	Des Moines, Iowa	600 Fourth St.	April, 1911	July, 1911
Investors Syndicate Life Insurance and Annuity Company	Phoenix, Arizona	55 East Thomas Road	September, 1955	August, 1962
Jefferson Standard Life Insurance Co.	Minneapolis, Minn.	733 Marquette Ave.	August, 1957	July, 1959
	Greensboro, N. C.	Jefferson Square	May, 1907	August, 1922

John Hancock Mutual Life Insurance Company	Boston, Mass.	200 Berkeley St.	April, 1862	November, 1928
Kansas City Life Insurance Company	Kansas City, Mo.	3520 Broadway	May, 1895	April, 1911
Kentucky Central Life Insurance Company	Lexington, Ky.	Ky. Central Life Bldg.	September, 1902	August, 1963
Lafayette Life Insurance Company, The	Lafayette, Ind.	2203 South 18th St.	December, 1905	September, 1954
Life & Casualty Insurance Company of Tennessee	Nashville, Tenn.	159-67 Fourth Ave. No.	September, 1903	June, 1956
Life Insurance Co. of North America	Philadelphia, Pa.	1600 Arch St.	September, 1956	October, 1957
Lincoln Benefit Life Company	Lincoln, Nebr.	Anderson Bldg.	October, 1938	April, 1952
Lincoln Liberty Life Insurance Company	Lincoln, Nebr.	11th & "O" Sts.	May, 1919	October, 1924
Lincoln Life and Casualty Company	Lincoln, Nebr.	302 Barkley Bldg.	June, 1959	May, 1963
Lincoln Mutual Life and Casualty Insurance Company	Fargo, N. D.	711 Second Ave. North	September, 1935	August, 1944
Lincoln Mutual Life Insurance Company	Lincoln, Nebr.	725 Terminal Bldg.	August, 1896	July, 1942
Lincoln National Life Insurance Company, The	Fort Wayne, Ind.	1301-27 S. Harrison St.	June, 1905	August, 1918
Lutheran Mutual Life Insurance Co.	Waverly, Iowa	201-211 First St., S.E.	² May, 1916	January, 1938
Maccabees Mutual Life Insurance Co.	Southfield, Mich.	25800 Nws'tn Highway	August, 1894	February, 1902
Manhattan Life Insurance Company, The	New York, N. Y.	111 W. 57th St.	May, 1850	May, 1883
Manufacturers Life Insurance Co., The	Toronto, Ont., Canada	200 Bloor St. East	June, 1887	August, 1957
Massachusetts Indemnity and Life Insurance Company	Boston, Mass.	654 Beacon St.	September, 1927	June, 1933
Massachusetts Mutual Life Insurance Co.	Springfield, Mass.	1295 State St.	May, 1851	September, 1887
Metropolitan Life Insurance Company	New York, N. Y.	1 Madison Ave.	March, 1868	December, 1917
Mid-Continent Life Insurance Company	Oklahoma City, Okla.	1400 Classen Drive	May, 1909	April, 1958
Midland National Life Insurance Co.	Watertown, S. D.	104 S. Maple St.	August, 1906	April, 1922
Midwest Life Insurance Company of Lincoln, Nebr., The	Lincoln, Nebr.	500 S. 16th St.	February, 1906	December, 1939
Minnesota Mutual Life Insurance Company, The	St. Paul, Minn.	Victory Square	² 1901	¹ March, 1922
Missouri National Life Ins. Co.	Kansas City, Mo.	1006 Grand Ave.	September, 1953	August, 1962
Monarch Life Insurance Company	Springfield, Mass.	1250 State St.	August, 1901	November, 1947
Mutual Benefit Life Insurance Co., The	Newark, N. J.	520 Broad St.	January, 1845	April, 1887

¹Readmitted. ²Reincorporated. ³Mail Address.

TABLE 1 — LIFE INSURANCE COMPANIES — Continued

Corporate Name of Company	Home Office	Location	Incorporated	Admitted to Colorado
Mutual Life Insurance Company of New York, The	New York, N. Y.	1740 Broadway	April, 1842	May, 1883
Mutual of Omaha Insurance Company	Omaha, Nebr.	3316 Farnam St.	March, 1909	September, 1918
Mutual Trust Life Insurance Company	Chicago, Illinois	77 South Wacker Dr.	December, 1904	March, 1959
National American Life Ins. Co.	Baton Rouge, La.	8225 Florida Street	July, 1955	June, 1962
National Bankers Life Insurance Co.	Dallas, Texas	Natl. Bank's Life Bldg.	May, 1945	December, 1948
National Fidelity Life Insurance Co.	Kansas City, Mo.	1002 Walnut St.	April, 1923	July, 1955
National Home Life Assurance Company	St. Louis, Mo.	4242 Lindell Blvd.	August, 1920	November, 1956
National Insurance Company of America	Grand Forks, N. Dak.	405 Bruce Avenue	August, 1958	March, 1963
¹⁴ National Life of America, The	Sioux Falls, So. Dak.	620 So. Cliff Ave.	July, 1946	June, 1962
National Life Assurance Company of Canada, The (United States Business)	Toronto, Canada	522 University Ave.	June, 1897	September, 1960
National Life and Casualty Insurance Co.	Phoenix, Arizona	2300 No. Central Ave.	May, 1936	August, 1955
National Life Insurance Company	Montpelier, Vt.	National Life Drive	November, 1848	October, 1888
National Old Line Insurance Company	Little Rock, Ark.	Capitol Ave. at W'dlane	January, 1926	December, 1949
National Public Service Insurance Co.	Seattle, Wash.	2124 Fourth Ave.	March, 1940	September, 1947
National Reserve Life Insurance Company	Sioux Falls, S. D.	515 S. Main Ave.	August, 1919	September, 1950
	⁴ Topeka, Kansas	429 W. 29th St.		
National Travelers Life Company	Des Moines, Iowa	820 Keosauqua Way	January, 1907	¹ October, 1944
Nationwide Life Insurance Company	Columbus, Ohio	246 N. High St.	March, 1929	April, 1957
Nebraska National Life Insurance Co.	Lincoln, Nebr.	929 "O" St.	March, 1946	January, 1949
New England Mutual Life Insurance Co.	Boston, Mass.	501 Boylston St.	April, 1835	November, 1889
New York Life Insurance Company	New York, N. Y.	51 Madison Ave.	May, 1841	May, 1883
North American Company for Life, Accident and Health Insurance, The	Chicago, Illinois	209 S. LaSalle St.	May, 1886	November, 1889
North American Life and Casualty Co.	Minneapolis, Minn.	1750 Hennepin Ave.	April, 1896	September, 1946
North American Life Insurance Company of Chicago	Chicago, Ill.	35 E. Wacker Drive	² August, 1911	¹ October, 1957
North American Reassurance Company	New York, N. Y.	161 E. 42nd St.	April, 1923	October, 1928
North Central Life Insurance Company	St. Paul, Minn.	Minnesota & 4th St.	May, 1921	May, 1941
Northern Founders Insurance Company	Bismarck, N. Dak.	219 No. Seventh St.	December, 1956	October, 1963
Northern Life Insurance Company	Seattle, Wash.	3rd at University St.	July, 1906	¹ April, 1935

Northwestern Life Insurance Company	Seattle, Wash.	120 Sixth Ave. North	September, 1925	May, 1947
Northwestern Mutual Life Insurance Company, The	Milwaukee, Wis.	720 E. Wisconsin Ave.	March, 1857	May, 1883
Northwestern National Life Insurance Company	Minneapolis, Minn.	20 Washington Ave. So.	September, 1885	¹ March, 1913
Occidental Life Insurance Company of California	Los Angeles, Calif.	1151 S. Broadway	June, 1906	August, 1923
Occidental Life Insurance Company of North Carolina	Raleigh, N. C.	Cameron Village	January, 1951	March, 1951
Ohio Life Insurance Company, The	Hamilton, Ohio	136 North Third St.	July, 1925	December, 1957
Ohio National Life Insurance Company, The	Cincinnati, Ohio	Wm. Howard Taft at Highland Ave.	September, 1909	March, 1933
Ohio State Life Insurance Company, The	Columbus, Ohio	366 E. Broad St.	February, 1906	November, 1961
Old Faithful Life Insurance Company	Cheyenne, Wyo.	3120 E. Lincolnway	January, 1953	November, 1958
Old Line Life Insurance Company of America, The	Milwaukee, Wisc.	707 No. 11th St.	February, 1910	October, 1963
Old Republic Life Insurance Company	Chicago, Ill.	307 N. Michigan Ave.	April, 1931	October, 1936
Old Security Life Insurance Company	Kansas City, Mo.	Br'dway at 34 Terrace	December, 1952	October, 1956
Olympic National Life Insurance Co.	Seattle, Wash.	964 Olympic Natl. Bldg.	March, 1940	September, 1949
Pacific Fidelity Life Insurance Company	Los Angeles, Calif.	1150 So. Olive St.	August, 1956	December, 1960
Pacific Mutual Life Insurance Company	Los Angeles, Calif.	523 W. Sixth St.	July, 1936	December, 1936
Pacific National Life Assurance Co.	San Francisco, Calif.	215 Market St.	November, 1954	November, 1957
Pan American Life Insurance Company	New Orleans, La.	2400 Canal Street	March, 1911	March, 1959
Patriot Life Insurance Company	New York, N. Y.	575 Madison Ave.	February, 1953	February, 1954
Paul Revere Life Insurance Co., The	Worcester, Mass.	18 Chestnut St.	June, 1930	December, 1930
Penn Mutual Life Insurance Company, The	Philadelphia, Pa.	Independence Square	} February, 1847	} May, 1883
} Pennsylvania Life Insurance Company	³ Philadelphia, Pa.	530 Walnut St.		
	Philadelphia, Pa.	1355 Cheltenham Ave. West.		
⁴ Beverly Hills, Calif.	9601 Wilshire Blvd.			
Peoples Home Life Insurance Company of Indiana	Indianapolis, Ind.	1616 No. Meridian	² April, 1910	October, 1958
Perpetual National Life Insurance Co.	Rapid City, S. D.	524½ Sixth St.	October, 1959	June, 1962

¹Readmitted. ²Reincorporated. ³Mail Address. ⁴Executive and Mail Address. ¹¹Merged with and into Stockman Life Insurance Company, Rapid City, South Dakota, as of December 31, 1964. Filed January 28, 1965.

TABLE 1 — LIFE INSURANCE COMPANIES — Continued

Corporate Name of Company	Home Office	Location	Incorporated	Admitted to Colorado
Philadelphia Life Insurance Company	Philadelphia, Pa.	111 N. Broad St.	April, 1906	January, 1947
Phoenix Mutual Life Insurance Company	Hartford, Conn.	One American Row	May, 1851	¹ March, 1950
Pierce National Life Insurance Co.	No. Hollywood, Calif.	10621 Victory Blvd.	October, 1927	August, 1964
Pilot Life Insurance Company	Greensboro, N. C.		August, 1890	November, 1962
Pioneer American Insurance Company	Fort Worth, Texas	6401 Camp Bowie Blvd.	April, 1946	August, 1950
Pioneer Mutual Life Insurance Company	Fargo, N. D.	205 10th St. North	November, 1947	August, 1953
Praetorian Mutual Life Insurance Co.	Dallas, Texas	1607 Main St.	April, 1898	July, 1908
Presbyterian Ministers Fund	Philadelphia, Pa.	1809 Walnut St.	1799	July, 1964
Producers Life Insurance Company	Phoenix, Ariz.	4450 North Central	December, 1949	August, 1955
Professional Life Insurance Company	Fort Smith, Ark.	100 North 6th St.	July, 1954	October, 1962
Provident Life & Accident Insurance Co.	Chattanooga, Tenn.	Fountain Square	² January, 1910	August, 1928
Provident Life Insurance Company	Bismarck, N. D.	Provident Life Bldg.	March, 1915	July, 1959
Provident Mutual Life Insurance Company of Philadelphia	Philadelphia, Pa.	Market St. at 46th St.	March, 1865	March, 1902
Prudential Insurance Company of America, The	Newark, N. J.	745 Broad St.	1873	November, 1888
	⁵ Los Angeles, Calif.	5757 Wilshire Blvd.		
Puritan Life Insurance Company	Providence, R. I.	245 Westminster St.	April, 1907	May, 1957
Pyramid Life Insurance Company, The	Kansas City, Kansas	904 No. 7 Street	May, 1913	May, 1952
Ranger National Life Insurance Company	Topeka, Kansas	1st Nat'l Bank Bldg.	March, 1907	July, 1957
	Houston, Texas	1121 Walker St.		
Reliance National Life Insurance Co.	Salt Lake City, Utah	64 East 21st South	January, 1954	July, 1957
Republic National Life Insurance Co.	Dallas, Texas	3988 N. Cent. Expwy.	August, 1930	December, 1951
Reserve Life Insurance Company	Dallas, Texas	403 S. Akard St.	August, 1938	July, 1945
Resolute Credit Life Insurance Company	Providence, R. I.	111 Westminster St.	May, 1949	July, 1957
	⁴ Hartford, Conn.	163 Asylum St.		
Rio Grande National Life Insurance Co.	Dallas, Texas	Rio Grande Nat'l Bldg.	December, 1928	July, 1954
Rushmore Mutual Life Insurance Co.	Rapid City, S. D.	613 Ninth St.	April, 1937	July, 1956
Safeco Life Insurance Co.	Seattle, Wash.	4347 Brooklyn Ave.	January, 1957	October, 1957
Seaboard Life Ins. Co. of America	Miami, Florida	1451 No. Bayshore Dr.	November, 1955	April, 1962
Security Benefit Life Insurance Company	Topeka, Kansas	700 Harrison St.	February, 1892	October, 1901
Security-Connecticut Life Insurance Co.	New Haven, Conn.	175 Whitney Ave.	August, 1955	July, 1956

Security Mutual Life Insurance Company of Lincoln, Nebr.	Lincoln, Nebr.	200 No. 15th St.	² July, 1903	July, 1941
Selective Life Insurance Company	Phoenix, Arizona	830 No. Central Ave.	November, 1964	January, 1965
Sentry Life Insurance Company	Stevens Point, Wis.	200 Strongs Ave.	October, 1958	November, 1961
South Coast Life Insurance Company	Houston, Texas	806 Main Street	March, 1953	September, 1963
Southern Equitable Life Ins. Co.	Little Rock, Arkansas	Center at 3rd St.	October, 1955	February, 1962
Southern States Life Insurance Co., The	Houston, Texas	3317 Montrose Blvd.	December, 1933	¹ September, 1954
Southland Life Insurance Company	Dallas, Texas	Southland Center	October, 1908	December, 1955
Southwest Indemnity and Life Insurance Company	Dallas, Texas	2608 Inwood Road	March, 1954	May, 1960
Southwestern Life Insurance Company	Dallas, Texas	Southwestern Life Bldg.	March, 1903	April, 1958
Standard Life and Accident Insurance Company	Oklahoma City, Okla.	421 N. West 13th St.	² December, 1948	March, 1954
Standard Life Insurance Company of Ind.	Indianapolis, Ind.	300 E. Fall Creek Blvd.	July, 1934	April, 1959
Standard Security Life Insurance Company	New York, N. Y.	111 5th Ave.	June, 1957	November, 1963
State Farm Life Insurance Company	Bloomington, Ill.	State Farm Ins. Bldg.	January, 1929	December, 1930
State Life of Illinois	Springfield, Illinois	1201 South 5th St.	December, 1958	March, 1963
State Mutual Life Assurance Company of America	Worcester, Mass.	440 Lincoln St.	March, 1844	⁴ December, 1947
Stuyvesant Life Insurance Company	Allentown, Pa.	1105 Hamilton St.	May, 1953	January, 1957
Sun Life Assurance Company of Canada	Montreal, Canada	Dominion Square	May, 1865	March, 1928
Surety Life Insurance Company	Salt Lake City, Utah	1935 S. Main St.	March, 1936	March, 1947
Sylvan Life Insurance Company	Salt Lake City, Utah	410 Utah Savings Bldg.	July, 1956	November, 1959
Teton National Insurance Company	Cheyenne, Wyoming	4018 Central Ave.	February, 1960	December, 1962
Time Insurance Company	Milwaukee, Wis.	735 No. Fifth St.	February, 1910	September, 1956
Transport Life Insurance Company	Dallas, Texas	4100 Harry Hines Blvd.	July, 1958	May, 1961
Travelers Insurance Company, The	Hartford, Conn.	700 Main St.	June, 1863	June, 1883
Union Bankers Insurance Company	Dallas, Texas	2551 Elm Street	February, 1953	June, 1956
Union Central Life Insurance Co., The	Cincinnati, Ohio	Mill & Waycross Rds.	February, 1867	April, 1889
Union Life Insurance Company	Little Rock, Ark.	Union Life Bldg.	September, 1920	June, 1943
Union Mutual Life Insurance Company	Portland, Maine	400 Congress St.	July, 1848	¹ August, 1949
Union Reserve Life Insurance Company	Minot, North Dakota	Green Valley	October, 1957	June, 1961
Union Trust Life Insurance Company	{ Duluth, Minn.	203 Beal Bldg.	June, 1897	July, 1958
	{ Milwaukee, Wis.	611 No. Broadway		

¹Readmitted. ²Reincorporated. ³Mail Address. ⁴Executive and Mail Address. ⁵Western Home Office.

TABLE 1 — LIFE INSURANCE COMPANIES — Continued

Corporate Name of Company	Home Office	Location	Incorporated	Admitted to Colorado
United American Insurance Company	Dallas, Texas	1900 N. Akard St.	June, 1947	July, 1957
United Bankers Life Insurance Co.	Dallas, Texas	3200 Maple Ave.	February, 1950	October, 1954
United Benefit Life Insurance Company	Omaha, Nebr.	3316 Farnam St.	August, 1926	March, 1927
United Fidelity Life Insurance Company	Dallas, Texas	1029 Elm St.	September, 1920	July, 1960
United Founders Life Insurance Co.	Oklahoma City, Okla.	124 Northwest 10th St.	May, 1956	May, 1960
United Insurance Company of America	Chicago, Ill.	1 East Wacker Drive	October, 1927	June, 1946
United Reserve Life Insurance Company	Lincoln, Nebr.	212 Anderson Bldg.	August, 1960	May, 1961
United Security Life Company	Des Moines, Iowa	1922 Ingersoll Ave.	February, 1933	August, 1958
United Services Life Insurance Company	Washington, D. C.	1701 Penn. Ave. N.W.	March, 1937	January, 1952
United States Life Insurance Company in the City of New York, The	New York, N. Y.	125 Maiden Lane	² June, 1923	¹ April, 1947
Universal Life and Accident Insurance Company, The	Dallas, Texas	901 Ross Ave.	June, 1927	August, 1953
Universe Life Insurance Company, The	Carson City, Nevada	1st Nat'l Bank Bldg.	April, 1947	May, 1953
	³ Reno, Nevada	300 East First St.		
University Life Insurance Company of America	Indianapolis, Ind.	College Square at Central Court So.	September, 1954	June, 1958
Variable Annuity Life Insurance Company of America	Washington, D. C.	1717 Penn. Ave. N.W.	December, 1957	February, 1961
Victory Life Insurance Company, The	Topeka, Kansas	300 W. Eighth St.	November, 1920	May, 1952
Volunteer State Life Insurance Company, The	Chattanooga, Tenn.	Volunteer State Life Bldg.	October, 1903	January, 1964
Wabash Life Insurance Company	Indianapolis, Ind.	2929 No. Meridian St.	April, 1950	December, 1959
Washington National Insurance Co.	Evanston, Ill.	1630 Chicago Ave.	May, 1923	March, 1924
West Coast Life Insurance Company	San Francisco, Calif.	605 Market St.	February, 1915	July, 1919
Western Life Insurance Company	St. Paul, Minn.	385 Washington St.	December, 1962	December, 1962
Western National Life Insurance Company	Amarillo, Texas	205 East 10th Ave.	July, 1944	September, 1957
Western Security Life Insurance Co.	Oklahoma City, Okla.	16 So. Pennsylvania	June, 1955	December, 1959
Western and Southern Life Insurance Company, The	Cincinnati, Ohio	400 Broadway	February, 1888	July, 1957
Western States Life Insurance Company	Fargo, N. D.	700 7th St. South	June, 1930	July, 1957
Woodmen Accident and Life Company	Lincoln, Nebr.	1526 "K" St.	July, 1890	March, 1932

— World Insurance Company	Omaha, Nebr.	203 South 18th St.	October, 1903	May, 1938
— Zurich American Life Insurance Company.	Chicago, Ill.	111 W. Jackson Blvd.	July, 1960	December, 1964
— Zurich Life Insurance Company	{ New York, N. Y.	156 William Street	} October, 1947	October, 1956
	{ ⁴ Chicago, Ill.	111 W. Jackson Blvd.		

¹Readmitted. ²Reincorporated. ³Mail Address. ⁴Executive and Mail Address.

TABLE 2 — LIFE
Financial Statement

Name of Company	Assets	Liabilities Except Capital and Surplus	Capital (Guaranty Fund)	Unassigned and Special Surplus Funds
DOMESTIC:				
Academy Life Insurance Company, The.....	\$ 1,822,952	\$ 958,082	\$ 500,000	\$ 364,870
Atlantic and Pacific Insurance Company.....	506,791	356,023	100,000	50,767
Bankers Reserve Life Insurance Company.....	629,402	307,496	200,000	121,906
Bankers Union Life Insurance Company.....	27,882,733	23,644,747	460,000	3,777,886
Capitol Co-Operative Life Insurance Company.....	5,010,830	3,576,141	200,000	1,234,689
Capitol Life Insurance Company, The.....	70,760,003	57,724,511	1,000,000	12,035,492
Denver National Life Insurance Company, The.....	3,320,985	2,837,664	265,529	217,792
Educators Co. for Ins. on Lives & Granting Annuities.....	957,719	17,783	606,245	333,691
Financial Assurance, Incorporated.....	652,510	10,220	300,000	342,290
General Bankers Life Insurance Company.....	1,347,099	677,309	315,908	353,882
Howard Life Insurance Company.....	4,759,094	3,308,439	200,000	1,250,655
Investors Preferred Life Insurance Company.....	1,088,171	102,470	309,970	655,730
Life Assurance Company of the West.....	1,601,449	1,230,933	171,252	199,263
Mountain States Life Insurance Co. of America.....	322,504	30,018	150,000	142,486
National Farmers Union Life Insurance Co.....	13,558,536	12,377,233	600,000	581,303
National Investors Life Ins. Co. of Colorado, The.....	1,626,771	820,164	250,440	556,167
National Western Life Insurance Company.....	44,890,617	30,617,686	635,294	13,637,637
Olinger Life Insurance Company.....	2,937,541	2,685,309	100,000	152,232
Preferred Equity Insurance Company.....	1,641,894	368,241	450,000	823,653
Preferred Risk Life Insurance Company.....	3,199,019	733,744	684,571	1,780,704
Roosevelt National Life Insurance Company.....	236,465	75,960	100,000	60,505
Security Life and Accident Company.....	65,406,311	57,651,751	2,332,000	5,422,560
Standard Savings Life Insurance Company.....	357,518	87,777	232,539	37,202
State Life Insurance Company of Colorado.....	2,815,622	2,214,227	239,694	361,701
Sterling Life Insurance Company.....	1,422,539	870,286	300,000	252,253
United American Life Insurance Company.....	24,001,812	21,957,529	572,160	1,472,123
United Nations Insurance Company.....	923,978	243,744	273,500	406,733
Western Empire Life Insurance Company.....	2,915,641	2,273,198	313,799	328,644
Western Farm Bureau Life Insurance Co.....	14,515,938	13,365,139	361,400	789,399
Western Investors Life Assurance Company.....	416,799	192,005	114,540	110,254
Western Reserve Life Insurance Company.....	2,846,284	2,219,023	100,000	527,261
FOREIGN:				
Acacia Mutual Life Insurance Company.....	480,731,519	452,257,444	---	28,474,075
Aetna Life Insurance Company.....	5,046,562,525	4,688,401,708	62,765,460	295,395,357
Alaska Western Life Insurance Company.....	1,721,147	1,303,988	303,853	113,306
Alexander Hamilton Life Insurance Company.....	1,419,873	116,563	500,000	803,310
All American Assurance Company.....	9,851,950	8,025,012	1,000,000	826,938
All American Life & Casualty Company.....	33,833,992	25,939,092	3,077,917	4,816,983
Alliance Life Insurance Company.....	965,571	465,846	250,000	249,725
Allstate Life Insurance Company.....	56,261,485	47,351,759	1,000,000	7,909,726
American Bankers Life Assurance Co. of Florida.....	22,792,005	20,268,357	822,464	1,701,184
American Capitol Insurance Company.....	3,644,027	2,664,550	250,000	729,477
American Estate Life Insurance Company.....	2,996,528	1,902,154	500,000	594,373
American Family Life Insurance Company.....	10,409,909	7,445,158	1,000,000	1,964,751
American General Life Insurance Co. of Delaware.....	203,005,922	181,037,388	6,000,000	15,968,534
American Health and Life Insurance Co.....	62,740,410	21,507,900	2,500,000	38,732,510
American Heritage Life Insurance Company.....	29,802,796	16,674,700	3,305,134	9,822,862
American Home Life Insurance Company.....	14,162,772	13,145,506	---	1,017,266
American Hospital and Life Insurance Co., The.....	20,781,652	17,169,698	1,395,500	2,220,454

INSURANCE COMPANIES

Gain and Loss Exhibit

	Net Gain Before Dividends to Policyholders	Dividends to Policyholders	Net Gain After Dividends to Policyholders	Dividends to Stockholders	Net Increase or Decrease in Unassigned Funds	Total Written Revived and Increased During the Year	Total in Force End of Year
364,870							
50,767							
121,906	\$ -33,798	\$ 6,356	\$ 41,733	\$ ----	\$ -171,650	\$ 11,924,363	\$ 42,235,608
777,896	4,971	14,031	-9,059	----	-1,025	342,715	2,677,573
234,689	10,987	8,562	2,424	----	-17,893	2,428,888	4,671,485
035,492	1,024,031	464,649	476,419	78,200	382,867	4,633,425	77,150,014
217,792	321,380	----	266,559	----	254,991	7,452,693	26,528,652
333,891	6,723,378	100,482	5,097,896	1,650,000	3,462,035	886,632,788	1,799,335,416
342,290	-311,596	99,069	-410,667	----	-104,354	15,314,621	60,692,165
353,882	-72,888	----	-72,888	----	333,691	595,633	595,633
250,655	12,433	----	9,772	----	242,562	459,173	5,209,166
655,730	42,049	50,794	-17,093	----	-411,791	5,938,961	15,633,665
199,263	240,447	----	240,447	12,000	100,000	9,717,620	25,270,229
142,486	-117,005	----	-117,005	----	235,505	8,732,348	9,071,158
581,303	221,898	326,654	-106,756	----	-14,427	8,047,635	53,594,230
556,167	-15,430	----	-15,430	----	7,367	2,044,974	9,536,369
637,637	324,860	207,521	117,338	36,000	387,328	29,042,358	141,094,451
152,232	-96,723	159	-96,733	----	-85,131	26,149,057	41,829,653
823,653	851,594	213,804	522,565	----	9,404,653	114,609,604	301,397,769
780,704	74,658	----	69,558	----	78,360	4,648,440	20,811,844
60,505	58,079	168	57,412	----	57,532	1,094,905	11,920,235
422,560	27,008	13,027	10,414	6,845	1,420,430	17,051,550	34,084,553
37,202	-48,163	1,074	-49,570	----	-1,438	6,187,375	9,440,501
361,701	1,628,864	374,806	977,297	560,061	440,314	228,598,586	1,079,445,545
252,253	-65,420	316	-65,736	----	-36,680	2,123,765	3,464,353
472,123	691,398	579,190	112,208	----	135,567	6,703,809	43,848,242
406,733	53,249	13,965	25,443	----	43,383	1,336,280	5,396,489
328,644	300,153	257,883	42,270	52,025	----	----	----
789,389	-108,229	----	-108,229	----	-130,640	6,185,932	17,538,815
110,254	-203,821	230,068	-248,278	----	-181,055	51,987,589	68,004,320
527,261	227,962	249,801	-47,919	32,256	423,406	50,730,924	178,545,772
474,075	21,086	4,813	16,272	----	521	5,036,060	10,644,701
395,357	98,456	----	98,456	36,000	38,557	6,902,951	23,644,822
113,306	9,666,962	4,844,547	2,223,432	----	2,593,999	254,050,918	2,168,616,876
803,310	84,162,668	27,905,068	28,251,319	13,938,273	125,971,079	4,183,152,344	32,379,061,810
826,988	44,144	31,766	12,378	17	18,868	2,907,599	13,795,789
816,983	-273,013	----	-273,013	----	804,931	18,368,772	17,914,124
249,725	-143,365	20,490	-163,856	90,000	42,960	102,474,605	236,539,742
909,726	1,119,794	336,668	721,743	174,221	331,390	173,155,523	622,907,334
701,184	17,908	----	17,908	----	15,935	335,701	335,701
729,477	2,534,013	2,534,014	----	----	1,716,823	1,004,901,499	3,491,979,048
594,373	460,800	----	455,600	149,539	245,417	274,940,634	750,166,090
364,751	169,407	99,365	50,420	----	-8,826	12,243,263	37,630,007
968,534	23,001	88,970	-65,968	25,000	201,451	6,007,886	18,834,104
732,510	991,961	359,521	354,588	----	331,296	64,108,626	196,315,873
322,863	4,675,337	17,419	4,654,162	1,675,000	2,267,353	339,758,511	1,365,658,468
017,266	9,621,688	4,924	9,616,764	588,631	5,660,041	1,558,523,596	1,543,863,332
020,454	105,243	66,325	38,918	165,077	-7,889	113,283,723	542,856,594
	244,897	80,473	146,154	----	175,700	13,510,568	76,771,712
	488,271	----	488,271	265,650	176,389	41,460,604	210,031,198

TABLE 2 — LIFE INSURANCE

Financial Statement

Name of Company	Assets	Liabilities Except Capital and Surplus	Capital (Guaranty Fund)	Unassigned and Special Surplus Funds
American Life and Casualty Insurance Co.	3,467,157	2,769,938	350,000	345,030
American Life Insurance Company	75,496,531	57,231,963	3,838,168	14,426,400
American Life Insurance Company of New York	8,802,739	3,927,456	1,100,000	3,775,283
American Mutual Life Insurance Company	87,759,641	81,155,993	---	6,603,648
American National Insurance Company	1,088,733,892	884,472,194	33,000,000	171,261,698
American Republic Insurance Company	41,306,268	26,715,383	100,000	14,490,885
American Security Life Insurance Company	5,185,159	1,804,362	100,000	3,280,797
American States Life Insurance Company	6,157,737	3,304,892	1,374,500	1,478,345
American United Life Insurance Company	207,554,792	190,109,331	---	17,445,461
Association Insurance Company, Inc.	2,101,178	1,142,630	350,000	608,548
Atlas Life Insurance Company	36,305,382	33,481,031	1,100,000	1,724,351
Bankers Life and Casualty Company	1,397,960,611	1,319,320,678	---	78,639,933
Bankers Life Company	270,656,475	195,808,053	3,500,000	71,348,422
Bankers Life Insurance Company of America	1,110,430	846,541	150,000	113,889
Bankers Life Insurance Company of Nebraska	202,309,818	188,538,035	---	13,771,783
Bankers National Life Insurance Company	112,527,134	99,094,535	2,594,393	10,838,206
Bankers Security Life Insurance Society	50,200,357	46,940,260	680,750	2,579,347
Bankers Trust Life Insurance Company	1,715,035	704,988	536,352	473,695
Beneficial Life Insurance Company	136,354,698	123,458,804	1,000,000	11,895,894
Beneficial Standard Life Insurance Company	73,277,095	36,491,119	4,516,528	32,269,448
Benefit Trust Life Insurance Company	45,281,373	38,321,442	---	6,959,931
Blood Service Plan Insurance Company	912,174	266,667	225,000	420,507
Bonneville Life Insurance Company	1,786,416	1,012,000	575,960	198,456
Brotherhood Mutual Life Insurance Company	22,780,706	20,865,238	---	1,915,467
Business Men's Assurance Company of America	276,165,543	228,277,088	12,000,000	35,888,455
California Life Insurance Company	9,054,956	7,666,838	558,702	829,416
California-Western States Life Insurance Co.	318,448,231	274,597,763	10,896,617	32,953,851
Canada Life Assurance Company, The	244,172,479	228,992,644	300,000	14,879,835
Carefree Life Insurance Corporation of America	582,243	359,996	115,145	107,102
Central Life Assurance Company	219,464,547	200,974,345	---	18,490,202
Central National Life Insurance Co. of Omaha, The	7,665,315	5,732,447	1,000,000	932,868
Central Plains Life Insurance Co., Inc.	1,847,990	591,342	200,000	1,066,648
Central Standard Life Insurance Company	121,561,414	98,893,950	1,334,025	21,333,489
Central States Health & Life Co. of Omaha	6,874,072	3,440,592	---	3,433,480
Century Life Insurance Company	25,573,249	23,969,998	300,000	1,303,251
Charter National Life Insurance Company	11,494,315	8,259,584	1,000,000	2,234,781
Charter Oak Life Insurance Company	1,168,478	897,809	129,650	141,019
Chicago National Life Insurance Company	2,195,851	872,028	560,000	763,823
Citizens Standard Life Insurance Company	4,972,672	3,706,133	250,000	1,016,539
College Life Insurance Co. of America, The	42,303,541	36,941,292	1,060,000	4,302,249
Colonial American Life Insurance Company	1,588,597	1,206,423	258,630	123,544
Colonial Life Insurance Company of America, The	125,332,362	116,661,039	1,200,000	7,471,328
Columbus Mutual Life Insurance Co., The	191,669,330	169,545,988	500,000	21,623,342
Commercial Life Insurance Company	10,985,776	9,446,600	300,000	1,239,176
Connecticut General Life Insurance Company	3,042,812,119	2,832,907,368	29,891,610	180,013,141
Connecticut Mutual Life Insurance Co., The	2,032,214,205	1,852,037,610	---	180,176,595
Constitution Life Insurance Company	35,144,888	26,139,464	1,000,000	8,005,424
Consumers National Life Insurance Company	8,454,337	6,520,582	1,613,742	320,013
Continental Assurance Company	1,088,164,383	982,337,090	18,200,000	87,627,293
Continental Life & Accident Company	6,007,502	4,711,815	357,590	938,097
Continental Life Insurance Company	8,776,161	6,813,302	517,200	1,445,659

LIFE INSURANCE COMPANIES — Continued

Gain and Loss Exhibit

Assigned Special Funds	Net Gain Before Dividends to Policyholders	Dividends to Policyholders	Net Gain After Dividends to Policyholders	Dividends to Stockholders	Net Increase or Decrease in Unassigned Funds	Total Written Revived and Increased During the Year	Total in Force End of Year
345,030	49,585	31,857	17,689	----	28,387	23,995,572	71,615,323
426,400	866,922	79,354	787,567	573,516	621,095	627,073,978	1,392,172,273
775,283	—203,298	----	—203,298	----	2,911,970	58,384,566	203,765,495
603,648	1,729,595	1,206,680	462,681	----	322,625	98,270,781	505,288,213
261,680	18,170,725	612	16,419,872	9,240,000	10,475,027	2,089,343,234	7,624,080,901
490,885	1,690,798	108,600	1,543,012	----	1,035,848	32,521,794	89,030,902
280,797	102,589	335	93,136	----	310,301	89,984	1,390,613
478,345	123,922	----	123,922	----	140,888	38,755,470	152,073,865
445,461	6,914,742	4,407,252	785,845	----	227,788	670,719,162	2,770,508,346
608,548	157,352	----	99,352	35,000	123,162	2,584,300	53,082,300
724,351	789,826	344,462	330,415	132,000	165,043	52,872,205	415,825,756
639,833	36,446,571	27,415,320	3,730,455	----	1,288,343	876,854,638	5,416,751,118
348,422	13,720,272	136,752	10,793,997	----	12,396,019	191,258,731	968,955,566
113,889	—599	609	—1,208	----	—8,218	6,595,882	15,784,078
771,783	3,228,766	2,648,912	—292,254	----	1,493,615	218,282,992	1,255,941,239
838,206	3,919,755	1,653,238	1,619,312	301,673	356,917	268,156,700	1,321,800,071
579,347	1,083,334	543,883	214,217	68,075	—56,078	675,295,303	1,119,031,378
473,695	—81,341	28	—79,644	----	—80,039	3,756,549	15,037,553
895,894	4,203,793	2,597,944	569,786	----	—744,250	93,672,101	632,392,320
269,448	3,250,945	1,333	2,717,345	717,639	10,323,664	81,095,870	292,980,745
959,931	210,384	148,770	52,276	----	—123,502	45,642,697	416,592,328
420,507	58,213	----	58,213	----	110,261	----	----
198,456	—100,546	88,545	—189,092	----	—197,480	9,108,996	16,595,554
915,467	616,686	416,163	175,221	----	432,860	91,066,991	279,960,792
888,455	7,468,261	86,621	5,973,585	1,200,000	3,517,482	773,550,552	3,025,745,647
829,416	126,175	26,050	100,885	----	126,497	202,017,321	733,592,302
953,851	8,734,864	3,037,087	5,697,777	2,641,066	4,104,059	473,683,402	4,058,379,592
779,835	4,359,132	4,486,808	—772,775	----	—772,775	178,600,092	1,225,800,535
07,102	—12,069	13,095	—22,834	----	13,511	5,334,890	13,910,183
90,202	6,893,377	4,046,769	1,272,920	----	935,080	135,527,803	878,764,504
32,868	—114,370	----	—114,370	----	110,531	389,306,515	220,690,424
66,648	305,399	----	231,529	----	230,981	58,143,646	76,667,328
33,439	2,608,600	52,182	1,656,878	----	1,602,574	66,588,577	351,621,666
33,480	957,225	3,573	740,843	----	724,661	55,360,657	62,981,818
03,251	616,997	139,435	391,966	60,000	138,463	37,335,653	183,884,571
34,731	941,613	----	848,874	----	767,580	323,926,773	444,029,534
41,019	13,777	33,932	489	----	83,652	4,477,828	13,883,359
63,823	—420,655	----	—453,576	----	—450,577	46,846,119	65,350,140
16,539	59,493	49,409	19,384	----	—6,634	21,462,087	52,481,972
02,249	2,292,465	812,108	1,367,275	609,500	442,778	93,745,120	415,659,336
23,544	60,514	----	60,514	----	25,281	5,901,772	20,153,039
71,323	1,019,024	14,834	991,720	----	960,061	157,175,840	841,959,879
23,342	4,853,519	3,611,005	318,142	----	859,173	117,184,934	687,381,522
39,176	518,041	249,353	169,228	165,000	59,326	16,663,788	80,162,662
3,141	46,308,632	10,929,712	19,706,493	2,929,377	9,013,502	2,391,046,328	16,126,570,403
76,595	65,668,972	47,211,028	6,017,136	----	3,810,563	851,462,195	6,513,166,457
05,424	1,678,128	92,084	1,570,640	----	1,188,918	27,007,999	173,974,966
00,013	120,664	353,070	—271,566	----	—474,569	52,092,737	170,842,878
27,293	32,334,169	11,867,134	13,625,911	4,364,185	8,295,094	1,599,232,532	9,728,091,326
38,097	294,547	36,125	254,674	17,028	215,426	17,420,827	132,251,740
15,659	166,165	16,737	140,586	49,570	258,100	21,272,337	82,786,197

TABLE 2 — LIFE INSURANCE

Financial Statement

Name of Company	Assets	Liabilities Except Capital and Surplus	Capital (Guaranty Fund)	Unassigned and Special Surplus Funds	No. of Divi- sions Polic-
Craftsman Life Insurance Company	3,052,128	1,634,996	800,000	617,132	—
Credit Life Insurance Company, The	12,883,780	10,595,196	600,000	1,688,584	—
Crown Life Insurance Company	133,553,081	134,759,038	—	3,794,043	1
Cuna Mutual Insurance Society	51,063,225	45,075,847	—	5,987,378	11
Empire State Mutual Life Insurance Company	15,495,029	14,353,946	—	1,141,083	—
Employees Mutual Benefit Ass'n of Saint Paul	3,323,160	1,632,748	—	1,695,412	—
Employers' Life Ins. Co. of America, The	7,786,023	4,746,821	1,000,000	2,039,202	—
Equitable Life Assurance Society of the U. S., The	11,731,360,860	11,116,102,232	—	615,258,628	348
Equitable Life & Casualty Insurance Co.	3,048,956	2,696,680	151,547	200,729	—
Equitable Life Insurance Company of Iowa	783,334,715	736,494,751	5,000,000	41,839,964	17
Equity Annuity Life Insurance Company	5,898,202	4,496,088	500,000	902,114	—
Family Life Insurance Company	6,374,112	4,448,414	457,689	1,468,009	—
Farm and Home Life Insurance Company	10,321,807	8,349,804	564,284	1,407,719	—
Farmers & Bankers Life Insurance Company	59,322,691	49,257,089	743,300	8,322,302	1
Farmers New World Life Insurance Company	72,487,130	64,863,676	1,447,950	6,175,504	1
Federal Life and Casualty Company	30,897,003	26,728,064	1,000,000	3,169,939	—
Federal Life Insurance Company (Mutual)	57,779,744	53,353,886	—	4,425,858	1
Federated Security Insurance Company	6,942,957	6,367,084	355,418	220,455	—
Fidelity and Guaranty Life Insurance Co.	12,553,645	5,442,278	1,000,000	6,111,367	—
Fidelity Life Association	37,941,571	33,493,387	—	4,448,184	1
Fidelity Mutual Life Insurance Company, The	442,769,596	418,703,292	—	24,066,304	10
Fidelity Union Life Insurance Company	92,380,215	81,880,215	3,000,000	7,500,000	1
First National Life Insurance Company	12,829,825	7,641,221	1,404,937	3,783,667	—
First Pyramid Life Insurance Co. of America, The	24,036,274	21,519,803	225,600	2,290,871	—
Fortune National Life Insurance Company	1,262,518	316,184	675,000	271,334	—
Franklin Life Insurance Company, The	836,298,670	715,948,670	27,443,790	92,906,210	34
General American Life Insurance Company	352,818,244	326,758,022	—	26,060,222	15
General Fidelity Life Insurance Company	15,074,632	5,084,828	500,000	9,489,804	2
General Services Life Insurance Company	2,274,341	1,815,268	100,000	359,073	—
Gibraltar Life Insurance Company of America, The	14,426,253	11,706,311	950,000	1,769,942	—
Girard Life Insurance Company of America	9,619,642	8,563,623	650,000	406,014	—
Globe Life and Accident Insurance Company	15,132,339	11,788,402	1,000,000	2,343,937	1
Globe Life Insurance Company	20,095,774	16,258,698	500,000	3,337,076	—
Government Employees Life Insurance Co.	29,620,895	24,268,008	1,986,822	3,366,065	1
Government Personnel Mutual Life Ins. Co.	34,756,966	32,571,485	—	2,185,481	—
Grange Mutual Life Company	10,921,319	9,836,554	—	1,084,765	—
Great American Life Insurance Company	7,653,760	1,923,109	1,000,000	4,725,651	—
Great American Reserve Insurance Company	35,615,451	30,229,084	2,100,000	3,286,367	—
Great Commonwealth Life Insurance Co.	10,207,429	8,712,185	350,000	1,145,244	—
Great Plains Life Insurance Co. of Wyoming	1,893,075	1,008,218	355,498	529,359	—
Great Southern Life Insurance Company	276,347,118	242,797,133	5,400,000	28,149,985	5
Great-West Life Assurance Company, The	414,702,709	381,955,956	300,000	32,446,753	9
Guarantee Mutual Life Company	157,230,379	143,201,073	—	14,029,306	3
Guarantee Reserve Life Insurance Company	19,272,443	17,779,212	458,330	1,034,901	—
Guarantee Trust Life Insurance Company	7,221,429	6,089,540	—	1,131,889	—
Guardian Life Insurance Company of America, The	649,762,489	600,987,550	—	48,774,939	20
H.B.A. Life Insurance Company, The	2,270,634	1,082,945	300,000	887,689	—
Hartford Life Insurance Company	154,615,093	138,754,365	5,000,000	10,860,728	1
Home Life Insurance Company	544,528,410	502,538,598	—	41,989,812	19
Homesteaders Life Company	15,325,027	12,918,210	—	2,406,817	—
Horace Mann Life Insurance Company	26,255,815	23,818,501	667,950	1,769,364	—

INSURANCE COMPANIES — Continued

Gain and Loss Exhibit

Net Gain Before Dividends to Policyholders	Dividends to Policyholders	Net Gain After Dividends to Policyholders	Dividends to Stockholders	Net Increase or Decrease in Unassigned Funds	Total Written Revived and Increased During the Year	Total in Force End of Year
—213,700	----	—213,700	----	—149,649	7,757,462	10,806,813
273,985	----	261,475	96,000	144,216	1,761,078,645	1,705,685,394
1,410,690	1,686,707	—1,591,186	----	----	430,893,754	1,778,933,407
11,745,517	8,427,792	2,255,522	----	1,013,514	1,365,691,407	8,698,516,940
288,969	233,222	65,099	----	36,435	16,413,859	144,470,736
196,911	9,580	187,212	----	187,212	105,963,550	97,324,400
—1,126,024	----	—1,126,024	----	—1,153,436	123,259,616	241,452,031
348,518,424	241,555,854	41,457,513	----	30,253,314	4,432,188,959	49,632,353,347
83,476	16,649	59,299	----	—38,113	41,602,185	46,023,686
17,989,635	10,174,054	4,110,341	400,000	2,167,365	235,801,257	2,081,721,617
45,802	----	45,802	----	42,181	57,000	203,000
436,333	----	424,789	297,141	334,590	277,841,682	677,088,221
421,109	101,914	117,843	88,943	31,099	26,870,871	94,508,589
1,298,619	13,099	897,037	----	886,453	14,606,321	172,414,682
1,686,601	----	1,529,699	68,950	1,267,023	197,145,868	786,224,463
512,106	----	460,011	15,000	—24,757	369,953,416	920,659,177
1,264,471	450,504	535,745	----	524,193	53,770,180	366,564,760
34,086	142,424	—126,003	----	—148,055	23,518,636	62,249,013
—1,644,545	35,704	—1,680,250	----	—1,767,959	241,988,404	482,731,286
1,054,881	581,567	323,948	----	142,106	102,718,741	398,714,063
10,651,978	6,789,807	3,503,601	----	1,003,300	184,338,048	1,666,199,206
1,320,452	448,336	872,115	1,200,000	500,000	364,393,499	1,049,642,921
—233,014	66,226	—331,357	----	3,075,469	38,036,890	115,303,158
445,215	69,776	254,537	28,200	857,672	33,080,962	187,269,723
—65,031	----	—65,031	----	—29,236	12,064,557	29,461,042
34,617,772	9,709,435	17,886,752	5,877,119	10,293,154	1,396,507,682	5,694,110,573
15,945,931	10,515,880	2,436,044	----	1,953,455	522,290,667	4,064,656,282
2,154,272	----	1,296,035	----	1,236,806	440,783,314	449,319,525
95,149	53,491	41,658	----	40,054	11,852,919	47,350,374
113,618	31,786	82,068	50,000	179,519	19,667,352	107,280,900
—546,990	40,785	—587,621	----	—607,530	71,315,003	181,955,860
1,643,924	163,537	1,052,828	37,500	1,007,519	36,826,715	100,033,208
790,938	----	798,908	----	648,398	102,839,555	165,056,145
1,197,591	----	1,197,591	185,436	630,395	79,102,862	396,936,274
844,597	617,979	124,927	----	183,409	61,991,194	318,238,111
205,203	151,239	17,775	----	—745	11,512,547	57,512,988
—1,946,882	----	—1,946,882	----	2,973,436	91,314,714	161,394,289
—127,979	----	—127,979	128,750	—43,058	167,671,827	603,340,465
—315,927	234,648	—608,912	----	—20,281	134,927,254	236,505,757
—143,147	12,854	—150,902	----	—157,513	6,344,198	23,234,451
5,781,466	449,132	3,850,656	864,000	2,760,682	142,276,159	1,245,661,144
9,750,399	4,638,349	2,855,331	----	----	329,559,706	2,602,828,829
3,194,620	1,580,219	1,291,853	----	988,274	117,516,969	747,148,279
—905,972	25,589	—1,234,926	137,499	—1,288,662	52,107,202	93,257,358
521,434	----	210,948	----	202,966	59,960,721	108,954,236
20,386,358	11,372,916	4,102,172	----	2,386,261	517,093,750	2,909,816,152
180,745	13,086	147,760	----	138,849	7,090,369	18,009,888
1,748,843	126	1,248,783	----	1,737,651	336,986,215	1,409,027,683
19,050,127	11,149,444	3,346,747	----	3,021,537	494,945,887	3,183,460,014
560,663	268,934	227,795	----	161,309	15,752,744	62,916,085
801,778	216,222	431,619	----	773,795	127,707,938	564,704,307

TABLE 2 — LIFE
Financial Statement

Name of Company	Assets	Liabilities Except Capital and Surplus	Capital (Guaranty Fund)	Unassigned and Special Surplus Funds
ICOA Life Insurance Company	3,529,385	2,444,198	456,019	629,168
Ideal National Insurance Company	8,644,221	6,620,515	902,660	1,121,046
Illinois Mid-Continent Life Insurance Co.	10,184,970	8,874,410	1,000,000	310,560
Illinois Mutual Life and Casualty Company	6,127,606	4,432,903	-----	1,694,703
Independence Life and Accident Insurance Co.	11,352,460	6,810,471	1,370,000	3,171,989
Indianapolis Life Insurance Company	162,614,639	148,461,510	-----	14,153,129
Industrial Life Insurance Company	3,136,316	2,495,964	350,000	290,352
Insurance City Life Company	5,789,200	3,725,606	1,690,440	373,154
International Fidelity Insurance Co., The	5,392,265	5,004,761	250,000	137,504
International Life Insurance Company	4,102,561	3,458,437	300,000	344,124
Inter-Ocean Insurance Company	17,462,859	13,751,902	1,000,000	2,710,957
Inter-State Assurance Company, A Mutual Company	3,215,521	1,353,616	-----	1,861,905
Investment Trust and Assurance Corporation	1,617,262	1,342,776	195,999	78,487
Investors Syndicate Life Ins. & Annuity Co.	17,832,145	9,609,761	1,000,000	7,222,384
Jefferson Standard Life Insurance Co.	780,317,622	634,706,911	25,000,000	120,610,711
John Hancock Mutual Life Insurance Co.	7,591,472,267	6,931,001,753	-----	660,470,514
Kansas City Life Insurance Company	465,192,167	407,661,955	4,000,000	53,530,212
Kentucky Central Life Insurance Company	101,939,299	79,639,599	4,053,357	18,246,343
Lafayette Life Insurance Company, The	54,039,923	48,646,382	-----	5,393,541
Life & Casualty Insurance Co. of Tennessee	392,469,488	331,261,007	18,900,000	42,303,481
Life Insurance Company of North America	44,716,499	37,695,102	1,000,000	6,021,397
Lincoln Benefit Life Company	818,798	276,078	350,000	192,720
Lincoln Liberty Life Insurance Company	46,092,966	40,845,969	1,450,759	3,796,238
Lincoln Life and Casualty Company	2,420,372	1,451,869	294,496	674,007
Lincoln Mutual Life and Casualty Ins. Co.	4,777,380	3,819,223	-----	958,157
Lincoln Mutual Life Insurance Company	13,712,167	11,613,340	-----	2,098,827
Lincoln National Life Insurance Co., The	1,848,679,718	1,568,409,793	25,000,000	255,269,925
Lutheran Mutual Life Insurance Company	171,351,133	157,650,851	-----	13,700,282
Maccabees Mutual Life Insurance Company	150,443,464	134,948,343	-----	15,495,121
Manhattan Life Insurance Company, The	249,870,276	233,334,318	4,200,000	12,335,958
Manufacturers Life Insurance Company, The	501,507,992	463,025,473	400,000	38,082,519
Massachusetts Indemnity & Life Ins. Co.	41,380,601	22,179,757	2,500,000	16,700,844
Massachusetts Mutual Life Insurance Co.	3,100,093,922	2,918,866,314	-----	181,227,608
Metropolitan Life Insurance Company	21,398,601,606	20,195,210,040	-----	1,203,391,566
Mid-Continent Life Insurance Company	32,325,885	29,173,566	1,005,840	2,146,479
Midland National Life Insurance Company	43,031,023	37,425,182	500,000	5,105,841
Midwest Life Insurance Company of Lincoln, Nebr., The	27,355,695	24,691,879	600,000	2,063,816
Minnesota Mutual Life Insurance Co., The	402,364,790	376,569,761	-----	25,795,029
Missouri National Life Insurance Company	1,550,562	937,882	409,500	203,180
Monarch Life Insurance Company	167,644,386	134,429,682	4,000,000	29,214,704
Mutual Benefit Life Insurance Co., The	2,122,268,659	2,029,166,451	-----	93,102,208
Mutual Life Insurance Co. of New York, The	3,117,120,539	2,882,380,202	-----	234,740,337
Mutual of Omaha Life Insurance Company	378,540,903	270,019,005	-----	108,521,898
Mutual Trust Life Insurance Company	246,910,176	223,950,537	-----	22,959,639
National American Life Insurance Company	16,764,555	14,768,033	649,975	1,346,547
National Bankers Life Insurance Company	18,476,916	15,837,243	461,300	2,178,373
National Fidelity Life Insurance Company	36,647,559	30,589,550	2,000,000	4,058,009
National Home Life Assurance Company	7,085,959	5,141,597	900,000	1,044,362
National Insurance Company of America	6,698,914	5,479,729	329,038	890,147
National Life Assurance Co. of Canada, The	3,601,368	3,103,054	300,000	198,314
National Life and Casualty Insurance Co.	8,447,751	7,106,925	1,018,574	322,252
National Life Insurance Company	1,058,802,226	996,944,156	-----	61,858,070
National Old Line Insurance Company	84,026,931	67,225,145	5,122,694	11,679,092
National Public Service Insurance Co.	33,637,324	30,805,439	393,064	2,438,821

INSURANCE COMPANIES — Continued

Gain and Loss Exhibit

	Net Gain Before Dividends to Policyholders	Dividends to Policyholders	Net Gain After Dividends to Policyholders	Dividends to Stockholders	Net Increase or Decrease in Unassigned Funds	Total Written Revived and Increased During the Year	Total in Force End of Year
	-203,056	166,493	-394,224	----	-408,430	29,687,360	67,191,491
	103,629	50,415	51,409	----	-97,524	26,009,080	72,595,803
	-1,184,318	482,440	-1,678,564	----	-802,936	49,319,829	183,353,281
	209,914	35,314	149,781	----	102,979	13,012,930	13,050,490
	560,726	----	560,726	136,320	219,723	3,237,510	72,734,871
	4,790,199	2,859,032	1,140,442	----	787,065	148,052,563	754,835,090
	212,801	----	212,801	----	76,263	----	----
	-669,533	103,232	773,300	----	228,493	117,206,038	194,100,577
	24,485	5,326	7,059	----	-4,393	27,373,087	71,448,413
	-217,063	18,834	-235,221	----	243,194	2,666,881	16,861,445
	364,178	620	363,557	88,000	236,530	35,857,210	94,178,584
	-73,777	9,247	-83,024	----	-44,437	12,630,611	24,270,350
	-119,062	28,319	-147,381	----	15,600,065	24,039,094	24,039,094
	860,486	----	860,486	----	848,266	398,674,709	1,196,557,181
	28,515,947	7,676,297	14,216,770	7,000,000	7,001,781	370,948,475	2,539,592,896
	208,490,190	126,574,648	34,367,591	----	27,327,201	5,250,555,172	35,817,494,259
	4,871,989	725,575	4,146,413	620,000	3,459,416	258,232,239	1,709,113,749
	2,667,240	857,163	2,006,317	578,744	352,600	281,230,195	776,531,931
	1,484,039	667,119	1,21,958	----	761,735	120,213,644	434,746,021
	10,531,048	300,946	8,295,000	3,748,232	798,662	566,912,673	2,526,001,649
	-407,189	176,228	-614,471	----	----	523,927,128	1,626,286,050
	-39,377	1,582	-54,560	----	-19,000	21,856,143	27,118,049
	167,477	82,843	84,158	173,851	338,715	108,317,627	364,930,368
	92,260	61,663	28,431	----	-103,976	3,057,198	19,061,167
	81,773	55,642	28,754	----	-89,212	2,390,334	17,619,153
	340,305	163,591	123,881	----	188,752	11,013,039	80,271,621
	59,955,256	9,852,626	36,812,826	60,000,000	23,482,231	2,534,058,055	13,604,525,078
	6,547,334	4,210,062	1,294,755	----	1,295,371	133,837,009	913,635,698
	3,438,969	1,906,228	1,234,787	----	689,674	55,268,634	509,771,295
	9,148,081	7,177,264	1,347,002	114,219	159,338	306,782,778	2,211,249,277
	4,607,719	3,894,110	-723,520	----	----	427,835,106	2,068,440,722
	2,482,604	----	1,798,204	400,000	487,688	4,508,100	20,864,600
	87,544,586	54,033,205	10,569,792	----	11,708,301	1,631,686,524	11,401,090,572
	651,550,320	401,129,563	136,620,728	----	84,447,208	11,794,845,685	113,462,562,528
	397,441	49,792	300,516	544,830	-302,253	36,638,396	176,517,893
	806,471	3,934	802,537	----	721,606	157,673,159	502,548,745
	341,902	166,366	177,718	60,000	----	32,168,722	184,006,758
	14,640,357	8,957,532	3,092,271	----	2,183,293	893,405,454	4,407,828,116
	-76,289	15,157	-109,898	19,500	-85,495	33,836,284	44,608,927
	9,291,858	2,099,348	5,471,770	----	5,859,532	152,619,962	818,987,332
	62,416,236	40,985,491	5,603,516	----	3,072,715	976,127,188	7,779,077,727
	92,209,888	57,697,520	12,716,089	----	8,821,906	1,292,660,453	10,100,817,628
	6,801,734	----	5,240,146	----	-147,821	----	----
	6,823,566	4,612,551	1,242,113	----	1,595,320	69,862,072	789,338,066
	262,360	49,976	203,733	----	-278,718	133,924,650	261,361,125
	436,944	37,635	352,555	24,799	426,017	192,762,539	238,824,504
	1,096,243	180,947	841,025	1,150,000	-279,042	253,833,857	538,044,321
	185,422	30,630	154,791	100,000	8,873	115,451,789	319,115,633
	311,769	193,657	103,111	164,519	-89,603	22,376,538	92,453,678
	-415,737	10,588	-427,965	----	----	62,275,297	153,541,553
	64,839	100,496	-35,656	----	-538,194	15,214,576	80,114,175
	33,404,888	21,930,261	4,006,269	----	3,252,153	422,837,388	3,665,111,869
	4,711,474	1,707,840	2,079,777	1,786,700	500,000	158,917,653	750,188,840
	761,494	184,596	557,494	137,575	265,925	20,398,212	164,837,163

TABLE 2 — LIFE
Financial Statement

Name of Company	Assets	Liabilities Except Capital and Surplus	Capital (Guaranty Fund)	Unassigned and Special Surplus Funds
National Reserve Life Insurance Company	90,229,414	81,190,877	500,143	8,538,394
National Travelers Life Company	40,349,924	35,987,372	---	4,362,552
Nationwide Life Insurance Company	258,520,346	236,859,743	3,600,000	18,060,603
Nebraska National Life Insurance Company	7,436,892	4,834,338	978,000	1,624,554
New England Mutual Life Insurance Co.	2,720,647,213	2,517,413,205	---	203,234,008
New York Life Insurance Company	8,448,007,703	7,867,229,102	---	580,778,601
North American Co. for Life, Accident, & Health Insurance, The	96,833,996	65,610,719	1,000,000	30,223,277
North American Life and Casualty Co.	80,026,714	62,655,019	3,623,747	13,747,948
North American Life Ins. Co. of Chicago	67,775,628	62,014,786	2,426,524	3,334,318
North American Reassurance Company	78,387,684	63,130,337	3,000,000	12,257,347
North Central Life Insurance Company	8,815,114	7,549,930	605,802	659,382
Northern Founders Insurance Company	7,881,233	5,947,656	1,046,793	886,789
Northern Life Insurance Company	120,681,949	100,404,320	2,400,000	20,277,629
Northwestern Life Insurance Company	12,415,917	10,690,520	400,000	1,325,397
Northwestern Mutual Life Insurance Co., The	4,851,530,718	4,580,616,996	---	270,963,722
Northwestern National Life Insurance Co.	470,217,952	431,734,030	4,400,000	34,083,922
Occidental Life Insurance Co. of California	1,117,728,475	974,674,960	25,000,000	118,053,515
Occidental Life Insurance Company of North Carolina	57,749,077	52,962,531	2,000,000	2,786,546
Ohio Life Insurance Company, The	5,192,064	394,422	1,000,000	3,797,642
Ohio National Life Insurance Company, The	275,439,949	256,114,052	---	19,325,897
Ohio State Life Insurance Company, The	141,297,793	124,990,479	2,000,000	14,307,314
Old Faithful Life Insurance Company	3,088,852	2,452,191	400,283	236,378
Old Line Life Insurance Co. of America, The	79,067,215	72,303,158	1,200,000	5,564,057
Old Republic Life Insurance Company	47,455,040	40,374,573	1,500,533	5,579,934
Old Security Life Insurance Company	7,626,955	3,686,850	1,500,000	2,440,105
Olympic National Life Insurance Company	17,034,302	15,799,843	400,000	834,459
Pacific Fidelity Life Insurance Company	19,617,428	11,590,030	500,000	7,527,398
Pacific Mutual Life Insurance Company	717,863,757	662,231,280	---	55,632,477
Pacific National Life Assurance Company	55,797,512	48,136,953	3,724,940	3,935,619
Pan-American Life Insurance Company	270,796,885	248,465,275	---	22,331,610
Patriot Life Insurance Company	20,418,871	7,642,342	1,500,000	11,276,529
Paul Revere Life Insurance Company, The	288,209,918	207,422,402	9,200,000	71,587,516
Penn Mutual Life Insurance Company	2,068,972,622	1,965,530,915	---	103,441,707
Pennsylvania Life Insurance Company	18,806,841	12,988,275	741,315	5,077,251
Peoples-Home Life Insurance Co. of Indiana	48,337,589	43,088,311	300,000	4,949,278
Perpetual National Life Insurance Company	3,358,611	2,800,754	268,008	557,859
Philadelphia Life Insurance Company	109,355,177	96,040,225	6,256,690	7,058,262
Phoenix Mutual Life Insurance Company	1,092,468,012	1,023,082,148	---	69,385,864
Pierce National Life Insurance Company	27,968,049	24,522,981	250,000	3,195,068
Pilot Life Insurance Company	276,317,265	227,866,280	5,000,000	43,450,985
Pioneer American Insurance Company	21,041,205	18,272,423	524,050	2,244,732
Pioneer Mutual Life Insurance Company	32,006,089	29,457,039	---	2,549,050
Praetorian Mutual Life Insurance Company	27,853,738	26,056,457	---	1,802,281
Presbyterian Ministers' Fund	95,759,980	87,850,761	---	7,909,219
Producers Life Insurance Company	10,521,706	8,406,766	881,976	1,232,964
Professional Life Insurance Company	1,433,165	568,166	129,132	735,867
Provident Life & Accident Insurance Co.	336,558,347	266,961,867	14,765,520	54,830,960
Provident Life Insurance Company	70,876,364	64,183,370	1,537,305	5,155,689
Provident Mutual Life Insurance Co. of Philadelphia	989,935,776	927,003,012	---	62,932,764
Prudential Insurance Co. of America, The	21,015,885,016	19,782,255,809	---	1,233,629,207
Puritan Life Insurance Company	11,050,960	8,262,542	1,350,000	1,438,418
Pyramid Life Insurance Company, The	22,392,015	19,023,003	350,000	3,019,012
Ranger National Life Insurance Company	1,977,190	613,820	405,000	958,370

INSURANCE COMPANIES — Continued

Gain and Loss Exhibit

	Net Gain Before Dividends to Policyholders	Dividends to Policyholders	Net Gain After Dividends to Policyholders	Dividends to Stockholders	Net Increase or Decrease in Unassigned Funds	Total Written Revived and Increased During the Year	Total in Force End of Year
	1,835,883	838,467	628,323	123,947	196,727	52,695,036	348,551,347
	731,566	625,439	155,210	----	394,617	89,085,225	319,361,403
	11,053,978	6,667,271	2,977,579	1,680,000	500,000	718,661,413	2,948,443,114
	489,570	161,807	257,145	----	231,536	75,043,959	177,254,157
	78,730,793	52,324,498	8,464,131	----	18,883,532	1,208,423,682	9,199,379,337
	244,041,069	185,622,451	11,218,670	----	40,404,986	4,179,444,391	31,259,594,430
	9,927,317	70,979	5,927,390	----	5,168,726	956,857,977	1,516,051,076
	1,071,066	794	1,020,271	823,308	4,063	826,248,245	2,264,140,753
	644,238	----	644,238	352,423	270,476	143,979,824	624,362,981
	1,211,669	----	976,402	300,000	436,586	591,779,815	2,168,861,164
	118,365	31,769	86,596	----	13,298	196,253,616	230,378,729
	287,096	227,064	25,404	47,636	252,321	27,552,159	82,124,834
	2,906,362	830,907	1,232,132	360,000	883,235	58,822,208	386,438,414
	529,003	64,220	378,502	45,000	327,765	25,311,668	170,383,869
	171,825,036	122,259,026	20,691,916	----	9,881,138	1,233,333,723	12,749,505,116
	15,419,581	5,895,612	6,158,777	484,000	4,683,158	391,074,069	3,136,478,458
	21,529,428	5,371,728	15,554,079	3,178,030	11,484,341	2,997,136,850	15,093,731,637
	460,414	112,947	308,784	200,000	144,557	151,257,896	578,317,993
	95,934	----	95,934	----	----	23,962,147	63,710,706
	7,305,563	4,648,063	1,215,499	----	633,030	157,655,355	1,261,609,472
	4,734,659	2,093,929	1,764,701	400,000	1,246,884	159,088,369	775,553,073
	20,066	3,906	13,995	----	69,950	6,450,274	33,759,371
	1,406,783	456,938	916,761	262,500	754,095	274,227,045	656,158,939
	2,060,664	----	1,579,861	507,724	240,043	4,310,176,936	3,459,876,687
	1,256,878	----	784,601	500,000	287,800	413,926,735	624,862,681
	286,124	206,372	79,751	24,000	41,609	66,872,288	151,194,530
	2,502,865	39,817	2,048,570	350,000	1,495,200	210,620,161	765,710,534
	16,751,935	10,059,478	2,910,116	----	1,846,659	361,140,634	3,369,932,428
	808,146	273,529	318,303	140,563	260,360	125,498,884	786,468,188
	7,794,515	3,595,740	2,038,865	----	1,462,063	289,864,666	1,744,443,640
	599,137	----	267,137	----	163,567	140,031,899	285,039,867
	8,455,082	----	5,715,082	956,800	4,826,479	310,780,046	1,459,607,642
	52,020,250	33,319,886	4,662,795	----	737,566,707	737,566,707	6,334,061,360
	1,235,161	399,483	948,906	----	4,094,864	60,730,483	92,784,127
	542,030	662	407,071	----	426,519	66,272,840	291,040,924
	172,944	113,666	21,402	----	28,727	10,901,072	40,489,361
	2,321,442	207,077	1,504,165	1,659,552	317,600	223,531,685	1,059,341,954
	30,937,912	18,382,118	5,806,910	----	2,949,496	704,615,414	3,728,197,263
	617,464	----	533,842	2,500	893,103	42,327,232	137,106,671
	9,471,185	2,148,019	5,474,323	2,000,000	3,410,857	509,306,723	2,710,241,267
	323,868	59,026	256,673	62,521	135,068	44,991,009	188,580,882
	453,816	328,797	79,601	----	122,411	23,415,897	146,587,087
	278,816	157,488	89,364	----	100,556	11,471,800	112,970,618
	2,389,206	1,624,701	483,370	----	1,118,461	35,645,967	324,783,244
	17,267	72,857	—9,716	41,579	510,996	29,047,161	112,902,556
	—49,288	3,561	—53,024	6,122	242,097	5,410,677	12,077,269
	6,298,731	1,652	5,136,153	1,063,117	----	107,026,253	5,202,082,218
	1,725,972	483,002	773,498	262,739	682,643	33,732,696	269,801,347
	25,779,582	19,517,243	526,576	----	3,541,489	452,364,612	3,368,547,210
	772,123,647	542,120,201	91,391,753	----	39,261,134	12,610,850,199	104,231,750,168
	----	187	36,051	----	814,042	452,443,947	521,373,843
	755,054	11,636	550,937	----	505,657	21,490,910	88,756,085
	—217,818	3,215	—223,118	----	289,508	12,702,991	19,076,656

TABLE 2 — LIFE
Financial Statement

Name of Company	Assets	Liabilities Except Capital and Surplus	Capital (Guaranty Fund)	Unassigned and Special Surplus Funds
Reliance National Life Insurance Company	6,394,346	5,469,659	330,000	594,687
Republic National Life Insurance Company	161,949,238	142,382,072	3,647,682	15,919,484
Reserve Life Insurance Company	93,291,005	61,064,496	21,420,000	10,806,509
Resolute Credit Life Insurance Company	7,833,586	4,594,392	1,000,000	2,239,194
Rio Grande National Life Insurance Co.	33,855,993	29,082,030	1,000,000	3,773,963
Rushmore Mutual Life Insurance Company	9,791,130	3,926,187	---	864,943
Safeco Life Insurance Company	24,104,600	10,232,972	2,000,000	11,871,628
Seaboard Life Insurance Co. of America	14,829,948	12,663,422	1,249,578	916,948
Security Benefit Life Insurance Company	97,212,594	87,195,965	---	10,016,629
Security-Connecticut Life Insurance Co.	9,079,348	3,708,495	795,387	4,575,466
Security Mutual Life Ins. Co. of Lincoln, Nebr.	53,432,516	50,311,782	---	3,120,734
Selective Life Insurance Company	792,836	449,738	202,743	140,355
Sentry Life Insurance Company	5,081,260	3,242,891	1,049,170	789,199
South Coast Life Insurance Company	47,249,457	39,554,936	3,150,925	4,543,596
Southern Equitable Life Insurance Company	12,448,942	11,522,784	375,414	550,744
Southern States Life Insurance Co., The	22,911,355	17,711,752	556,762	4,642,841
Southland Life Insurance Company	374,564,179	352,305,456	3,750,000	18,508,723
Southwest Indemnity & Life Insurance Co.	1,983,857	885,284	429,532	663,991
Southwestern Life Insurance Company	753,492,864	679,919,931	11,000,000	62,572,933
Standard Life and Accident Insurance Co.	36,752,049	32,569,421	1,800,000	2,382,628
Standard Life Insurance Company of Indiana	49,718,867	45,216,722	601,640	3,900,505
Standard Security Life Ins. Co. of New York	4,895,289	3,055,584	840,000	999,705
State Farm Life Insurance Company	354,890,526	314,638,783	3,000,000	37,251,743
State Life of Illinois	6,955,933	5,755,100	261,250	939,583
State Mutual Life Assurance Co. of America	894,624,592	817,915,200	---	76,709,392
Stuyvesant Life Insurance Company	14,811,746	8,007,604	552,050	6,252,092
Sun Life Assurance Company of Canada	1,020,637,484	934,066,245	400,000	86,171,239
Surety Life Insurance Company	14,666,286	12,306,861	1,172,057	1,187,366
Sylvan Life Insurance Company	1,312,080	585,930	438,643	287,507
Teton National Insurance Company	412,141	111,696	176,457	123,988
Time Insurance Company	14,929,461	11,948,209	500,000	2,481,252
Transport Life Insurance Company	2,623,552	1,541,048	500,000	582,504
Travelers Insurance Company, The	3,781,287,274	3,248,110,755	100,000,000	433,176,539
Union Bankers Insurance Company	17,108,260	15,259,749	1,119,982	723,529
Union Central Life Insurance Company, The	842,134,778	787,869,169	---	54,265,609
Union Life Insurance Company	30,630,320	26,408,717	600,000	3,621,603
Union Mutual Life Insurance Company	157,783,231	144,234,989	---	13,548,242
Union Reserve Life Insurance Co., The	6,751,806	5,766,791	262,176	722,839
Union Trust Life Insurance Company	7,564,048	4,785,539	1,033,439	1,745,070
United American Insurance Company	8,205,388	4,834,022	1,050,000	2,321,366
United Bankers Life Insurance Company	5,946,944	4,553,257	339,123	1,054,564
United Benefit Life Insurance Company	494,335,657	427,740,252	1,000,000	65,595,405
United Fidelity Life Insurance Company	55,597,409	45,823,003	3,000,000	6,774,409
United Founders Life Insurance Company	6,795,197	5,980,487	400,000	414,710
United Insurance Company of America	256,622,703	197,851,663	15,446,637	43,324,403
United Reserve Life Insurance Company	753,759	501,865	122,838	129,056
United Security Life Company	14,995,330	13,418,473	362,415	1,214,442
United Services Life Insurance Company	80,176,751	72,102,177	1,250,000	6,824,574
United States Life Ins. Co. in the City of New York, The	157,976,049	134,817,378	3,997,244	19,161,427
Universal Life and Accident Ins. Co., The	20,636,913	14,239,315	2,000,000	4,397,593
Universe Life Insurance Company, The	1,514,144	815,782	250,000	448,362
University Life Insurance Co. of America	1,491,745	792,287	350,000	349,458
Variable Annuity Life Ins. Co. of America	16,013,984	6,036,394	1,325,000	8,652,590
Victory Life Insurance Company, The	58,706,112	54,812,174	400,000	3,493,938

INSURANCE COMPANIES — Continued

Gain and Loss Exhibit

Net Gain Before Dividends to Policyholders	Dividends to Policyholders	Net Gain After Dividends to Policyholders	Dividends to Stockholders	Net Increase or Decrease in Unassigned Funds	Total Written Revived and Increased During the Year	Total in Force End of Year
34,153	181,602	-241,788	75,545	-463,359	31,621,985	75,124,593
6,703,892	2,547,373	3,356,398	696,376	1,805,257	966,254,062	4,163,273,223
7,287,042	37,977	5,791,981	419,744	-11,693,490	96,440,090	301,367,738
442,109	---	442,109	500,000	-239,802	135,300,670	228,050,739
708,227	3,365	704,861	200,000	576,274	119,017,008	279,528,461
369,444	172,900	141,543	---	158,699	37,663,440	120,519,771
975,469	7,626	943,715	---	-49,151	170,176,381	571,533,438
73,436	24,069	51,367	---	452,692	122,831,853	289,534,398
2,290,537	1,558,436	469,086	---	500,000	408,965,293	1,018,184,834
4,444	---	4,444	395,387	-421,734	100,253,280	273,924,158
886,373	737,455	98,011	---	-4,534	73,992,962	399,935,361
-23,521	41,049	-65,152	8,088	-42,246	43,729,210	57,874,847
148,975	33,094	92,736	---	123,663	116,710,372	406,312,701
997,755	109,864	895,825	137,033	824,914	50,360,497	303,588,576
259,454	224,447	27,230	---	451,131	21,283,767	101,068,925
425,340	274,484	150,855	151,478	1,642,840	30,427,107	112,620,789
4,244,805	95,540	3,877,167	2,000,000	1,250,000	497,935,713	2,368,518,715
-51,655	---	-51,655	---	-3,839	2,639,955	5,569,771
11,866,646	1,546,019	7,094,264	2,640,000	4,000,000	563,003,208	3,346,299,013
1,987,648	797,644	1,190,004	720,000	165,343	148,537,999	539,898,490
399,521	10,598	324,197	147,152	250,000	30,680,022	194,381,266
-591,913	---	-591,913	---	238,197	100,295,383	285,129,121
17,998,148	10,882,093	7,116,054	480,000	4,935,891	973,447,855	3,291,504,698
475,225	335,343	112,515	---	99,544	10,937,501	86,985,229
26,559,931	15,966,911	2,886,733	---	2,318,145	479,131,323	3,959,234,252
3,112,532	---	2,242,232	---	2,129,547	616,672,315	406,270,811
19,482,279	17,347,275	-2,297,972	---	---	337,017,315	3,451,609,673
32,947	97,410	-27,530	---	47,349	61,887,036	161,689,975
-4,856	58,411	-63,267	1,704	-56,255	3,385,564	8,864,975
-20,963	---	-20,963	---	2,541	7,354,674	9,242,176
902,483	---	424,780	107,500	203,103	28,519,959	111,689,581
99,108	---	99,108	---	39,005	41,914,131	140,526,593
60,445,832	1,838	41,388,316	10,000,000	-25,661,092	3,973,358,549	36,825,315,227
1,336,251	127,429	1,196,187	128,190	371,113	96,699,324	136,421,872
14,912,524	9,225,767	2,038,792	---	1,112,497	298,562,609	3,337,934,475
1,061,125	13,804	613,515	99,000	1,006,022	73,447,623	332,398,818
5,914,421	3,648,177	585,018	---	456,331	312,373,433	1,673,600,477
287,035	173,862	---	---	124,925	9,169,554	48,531,839
907,080	6,003	901,577	---	746,477	65,199,413	107,020,206
599,293	535,835	33,009	---	809,729	19,834,739	25,219,266
219,285	24,309	172,976	---	117,793	1,189,713	11,024,294
9,804,361	30,942	7,575,101	500,000	3,890,991	802,338,226	3,764,942,635
1,008,105	27,955	980,149	453,000	435,495	63,924,379	303,529,368
-659,389	129,892	-789,281	---	-210,371	51,558,459	135,098,238
12,916,561	---	12,703,616	6,662,494	13,646,269	1,163,538,531	1,578,196,880
-21,874	16,006	-39,381	---	36,836	2,953,742	7,000,627
-27,746	177,192	-223,312	48,855	-95,456	42,773,590	128,144,342
3,959,836	2,681,371	1,116,816	587,500	510,101	149,577,695	850,269,444
5,538,448	1,016,789	3,322,128	1,016,790	2,041,262	470,452,884	2,383,970,168
126,396	---	76,164	200,000	72,524	71,729,484	122,396,763
20,911	---	15,966	17,550	57,768	3,451,608	19,012,020
63,244	41,611	21,633	---	20,674	33,691,050	61,054,096
-626,891	---	-626,891	---	-638,914	7,127,182	8,826,200
1,079,650	336,047	484,228	220,000	261,471	30,119,565	231,729,751

TABLE 2 — LIFE

Financial Statement

Name of Company	Assets	Liabilities Except Capital and Surplus	Capital (Guaranty Fund)	Unassigned and Special Surplus Funds
Volunteer State Life Insurance Co., The-----	94,077,881	81,430,080	3,000,000	9,647,801
Wabash Life Insurance Company-----	13,312,000	9,165,857	1,984,134	2,164,009
Washington National Insurance Company-----	386,669,714	299,304,297	25,050,000	62,315,417
West Coast Life Insurance Company-----	110,789,557	94,408,794	5,000,000	11,380,763
Western Life Insurance Company-----	133,878,323	120,348,805	3,000,000	10,529,518
Western National Life Insurance Company-----	12,601,310	9,476,883	1,000,000	2,124,427
Western Security Life Insurance Company-----	7,984,712	6,234,712	350,000	1,350,000
Western and Southern Life Ins. Co., The-----	1,350,256,309	1,245,235,187	-----	105,021,122
Western States Life Insurance Company-----	30,864,617	28,018,717	795,900	2,050,000
Woodmen Accident and Life Company-----	55,275,566	46,933,545	-----	8,342,021
World Insurance Company-----	51,769,476	46,227,550	-----	5,541,926
Zurich American Life Insurance Co.-----	3,213,588	1,220,203	800,000	1,193,385
Zurich Life Insurance Company-----	3,212,112	1,051,574	700,000	1,460,538

INSURANCE COMPANIES — Continued

Gain and Loss Exhibit

Net Gain Before Dividends to Policyholders	Dividends to Policyholders	Net Gain After Dividends to Policyholders	Dividends to Stockholders	Net Increase or Decrease in Unassigned Funds	Total Written Revived and Increased During the Year	Total in Force End of Year
1,236,706	945	1,235,761	180,000	1,190,985	118,725,120	833,350,459
104,960	52,715	36,876	190,505	290,479	129,359,936	182,212,497
10,186,505	11,645	7,949,860	2,301,481	3,720,294	575,160,285	2,630,445,537
2,647,854	884,813	1,734,038	500,000	1,226,933	100,975,323	922,697,560
2,814,205	1,674,749	635,666	----	----	232,471,221	1,003,903,430
801,549	8,300	509,235	280,000	143,518	50,780,906	271,924,755
263,631	17,600	237,531	----	90,000	86,224,112	141,917,601
28,874,402	13,353,170	8,153,862	----	9,783,887	1,076,632,338	6,595,339,032
494,338	40,994	434,691	254,688	150,000	32,693,672	169,640,751
1,738,519	824,737	604,835	----	589,273	60,552,456	372,611,881
1,341,721	676,087	497,185	----	276,111	746,939,648	433,066,851
274,450	----	274,450	----	139,109	58,182,356	169,243,332
333,576	----	297,576	----	300,316	20,316,603	105,269,689

TABLE 3 — LIFE
COLORADO BUSINESS — EXHIBIT OF

Name of Company	Accident and Health		Group	
	Premiums Received	Losses Paid	Premiums Received	Losses Paid
DOMESTIC:				
Academy Life Insurance Company, The	\$	\$	982	\$
Atlantic and Pacific Insurance Company	89,722	40,782		
Bankers Reserve Life Insurance Company				
Bankers Union Life Insurance Company				
Capitol Co-Operative Life Insurance Company				
Capitol Life Insurance Company, The	73,044	28,431	1,023,173	745,027
Denver National Life Insurance Company, The				
Educators Co. for Ins. on Lives & Granting Annuities				
Financial Assurance, Incorporated				
General Bankers Life Insurance Company				
Howard Life Insurance Company				
Investors Preferred Life Insurance Company				
Life Assurance Company of the West	24,369	7,946		
Mountain States Life Insurance Co. of America				
National Farmers Union Life Insurance Company	76,222	53,323	70,398	59,840
National Investors Life Ins. Co. of Colorado, The				
National Western Life Insurance Company				
Olinger Life Insurance Company				
Preferred Equity Insurance Company				
Preferred Risk Life Insurance Company	5,809	1,648		
Roosevelt National Life Insurance Company				
Security Life and Accident Company	207,343	97,348	585,210	692,444
Standard Savings Life Insurance Company				100
State Life Insurance Company of Colorado	139,086	92,633	255	
Sterling Life Insurance Company				
United American Life Insurance Company	75,064	32,495	146,015	155,353
United Nations Insurance Company				
Western Empire Life Insurance Company			379,269	79,353
Western Farm Bureau Life Insurance Company				
Western Investors Life Assurance Company				
Western Reserve Life Insurance Company				
FOREIGN				
Acacia Mutual Life Insurance Company				
Aetna Life Insurance Company	259,261	115,605	1,793,723	1,909,361
Alaska Western Life Insurance Company				
Alexander Hamilton Life Insurance Company				
All American Assurance Company			30,529	10,226
All American Life & Casualty Company	42,271	12,970		
Alliance Life Insurance Company				
Allstate Life Insurance Company				
American Bankers Life Assurance Co. of Florida	247,733	71,175	350,547	65,989
American Capitol Insurance Company				
American Estate Life Insurance Company	3,515	401		
American Family Life Insurance Company				
American General Life Insurance Co. of Delaware	18,426	5,531	248,382	194,407
American Health and Life Insurance Company	1,534	602	24,405	8,532
American Heritage Life Insurance Company			452	2,715
American Home Life Insurance Company				
American Hospital and Life Insurance Co., The	21,294	10,779	24,950	19,976
American Life and Casualty Insurance Company	1,524	2,430		
American Life Insurance Company				
American Life Insurance Company of New York	631	411	23	41
American Mutual Life Insurance Company	2,645	240		
American National Insurance Company	245,317	102,094	237,640	112,666

INSURANCE COMPANIES
INSURANCE POLICIES (PAID FOR BUSINESS)

Written, Revived and Increased During the Year			In Force End of Year			Life Premiums Received During Year	Life Claims Paid
Ordinary Includes Group Life	Industrial	Annuities	Ordinary Includes Group Life	Industrial	Annuities		
\$ 4,532,675	\$	\$	\$ 12,753,232	\$	\$	\$ 189,960	\$ 38,799
420,779	---	---	2,452,227	---	---	89,735	16,949
1,482,840	---	---	4,165,491	---	---	211,304	8,267
2,148,371	---	---	26,259,414	---	---	858,426	212,935
3,602,700	---	---	3,353,061	12,385,338	---	676,971	223,278
31,041,725	---	---	179,467,059	---	---	2,393,569	1,721,640
11,350,761	---	---	44,914,171	---	---	987,024	552,109
595,633	---	---	595,633	---	---	4,545	---
459,173	---	---	5,209,166	---	---	35,909	20,350
4,711,595	---	---	11,803,188	---	---	388,677	24,964
	9,717,620	---		25,270,229	---	1,025,394	311,312
8,598,875	---	---	9,071,158	---	---	140,615	4,050
6,582,054	---	---	50,278,096	---	---	912,203	73,039
19,000	---	---	19,000	---	---	85	---
3,303,266	---	476	17,571,204	---	1,226	369,890	64,216
26,017,831	---	---	41,698,427	---	---	1,296,658	41,569
9,005,276	---	---	72,305,360	---	---	2,099,428	129,905
27,490	4,620,950	---	560,714	20,251,130	---	880,030	228,941
999,905	---	---	11,725,235	---	---	260,164	---
966,219	---	2,804	4,227,952	---	2,804	90,575	3,671
5,916,685	---	---	9,440,501	---	---	172,913	6,961
11,741,261	---	8,343	145,875,036	---	21,383	2,019,049	1,003,842
1,198,890	---	---	2,627,708	---	---	53,314	4,453
5,361,115	---	---	31,947,762	---	---	931,386	68,509
238,211	---	---	284,131	---	---	4,716	---
32,861,176	---	---	139,735,561	---	8,335	1,792,938	583,151
5,440,277	745,655	---	16,531,180	688,135	---	129,222	45,197
27,730,840	---	---	44,219,044	---	---	1,290,752	108,921
6,870,380	---	---	24,139,366	---	---	513,363	51,135
5,036,060	---	---	10,644,701	---	---	329,911	2,710
	6,902,951	---		23,644,822	---	798,973	182,834
4,937,962	---	37,500	50,301,289	---	101,377	938,010	546,790
22,952,296	---	2,448	99,858,668	---	854,225	1,892,672	1,432,230
3,364	---	---	61,147	---	---	3,160	---
2,263,788	---	---	2,238,788	---	---	17,056	---
1,343,522	---	---	1,633,689	---	---	22,571	489
585,273	---	---	1,919,075	---	---	48,601	---
335,701	---	---	335,701	---	---	6,532	---
8,780,019	---	---	21,790,950	---	---	198,252	58,505
22,731,302	---	---	31,766,004	---	---	453,484	75,093
1,048,098	---	---	6,166,533	---	---	216,604	2,297
197,232	---	---	1,137,251	---	---	44,464	2,073
165,091	---	---	352,215	---	---	5,041	11,970
29,584,731	5,922	---	52,783,503	35,760	---	787,124	316,749
8,274,582	---	---	7,497,590	---	---	117,220	30,721
255,075	---	---	1,878,424	---	---	2,037	---
2,674,466	---	---	9,229,237	---	---	165,654	14,345
496,191	---	---	3,610,498	---	379	71,359	49,279
	---	---	53,067	---	---	3,243	142
830,009	---	---	779,270	---	---	10,484	---
	---	---	418,690	---	---	7,288	---
2,057,959	---	918	5,438,278	---	918	93,980	63,572
45,259,142	2,967,233	---	141,230,341	17,343,850	19,124	2,699,521	848,870

TABLE 3 — LIFE
 COLORADO BUSINESS — EXHIBIT OF

Name of Company	Accident and Health		Group	
	Premiums Received	Losses Paid	Premiums Received	Losses Paid
American Republic Insurance Company	840,477	520,861	---	---
American Security Life Insurance Company	11,733	5,153	---	---
American States Life Insurance Company	---	---	---	---
American United Life Insurance Company	1,418	481	---	---
Association Insurance Company, Inc.	312	---	33,955	28,382
Atlas Life Insurance Company	288	825	---	---
Bankers Life and Casualty Company	2,040,294	1,198,909	144,371	150,889
Bankers Life Company	13,183	5,122	136,467	151,645
Bankers Life Insurance Company of America	---	---	---	---
Bankers Life Insurance Company of Nebraska	28,155	7,991	51,101	38,360
Bankers National Life Insurance Company	2,744	1,143	6,803	8,165
Bankers Security Life Insurance Society	---	---	---	---
Bankers Trust Life Insurance Company	---	---	---	---
Beneficial Life Insurance Company	---	---	---	---
Beneficial Standard Life Insurance Company	62,593	21,132	---	---
Benefit Trust Life Insurance Company	107,461	45,617	34,309	32,823
Blood Service Plan Insurance Company	99,315	43,377	3,869	1,885
Bonneville Life Insurance Company	---	---	---	---
Brotherhood Mutual Life Insurance Company	9,010	3,925	27,720	22,371
Business Men's Assurance Company of America	145,851	97,152	132,652	94,034
California Life Insurance Company	15,655	11,921	3,029	1,537
California-Western States Life Insurance Co.	14,953	11,284	458,518	402,042
Canada Life Assurance Company, The	---	---	---	---
Carefree Life Insurance Corporation of America	---	---	---	---
Central Life Assurance Company	---	---	---	30
Central National Life Insurance Co. of Omaha, The	208,218	59,391	1,791	6,778
Central Plains Life Insurance Co., Inc.	---	---	12,536	---
Central Standard Life Insurance Company	2,218	1,419	---	---
Central States Health & Life Co. of Omaha	200,081	119,785	---	---
Century Life Insurance Company	19,835	6,236	---	---
Charter National Life Insurance Company	195	---	60,193	11,280
Charter Oak Life Insurance Company	---	---	---	---
Chicago National Life Insurance Company	---	---	---	2,289
Citizens Standard Life Insurance Company	---	---	1,390	---
College Life Insurance Company of America, The	---	---	---	---
Colonial American Life Insurance Company	487	---	---	---
Colonial Life Insurance Company of America, The	93	---	---	---
Columbus Mutual Life Insurance Company, The	4,472	245	---	---
Commercial Life Insurance Company	---	---	---	---
Connecticut General Life Insurance Company	161,720	50,453	3,763,593	3,731,717
Connecticut Mutual Life Insurance Company, The	---	---	---	---
Constitution Life Insurance Company	117,521	77,130	---	---
Consumers National Life Insurance Company	4,634	---	---	---
Continental Assurance Company	97,121	44,271	80,164	113,807
Continental Life & Accident Company	724	240	---	---
Continental Life Insurance Company	325	---	---	---
Craftsman Life Insurance Company	82,617	47,384	138	414
Credit Life Insurance Company, The	—54	2,723	35,388	14,283
Crown Life Insurance Company	---	---	88,184	79,767
Cuna Mutual Insurance Society	2,327	20	---	---
Empire State Mutual Life Insurance Company	150	374	---	---
Employees Mutual Benefit Ass'n of Saint Paul	63	---	---	---
Employers' Life Ins. Co. of America, The	2,534	---	---	---
Equitable Life & Assurance Society of the U. S., The	63,930	18,658	2,609,311	2,214,528
Equitable Life & Casualty Insurance Company	134,774	59,281	---	---

INSURANCE COMPANIES — Continued
 INSURANCE POLICIES (PAID FOR BUSINESS)

Written, Revived and Increased During the Year	In Force End of Year			Life Premiums Received During Year	Life Claims Paid			
	Ordinary Includes Group Life	Industrial	Annuities			Ordinary Includes Group Life	Industrial	Annuities
1,694,830	---	---	---	2,956,498	---	---	101,738	17,565
---	---	---	---	---	---	---	---	---
378,399	---	---	---	378,399	---	---	4,142	---
1,734,024	24,642	---	---	4,536,083	117,442	---	61,208	64,806
180,000	---	---	---	656,000	---	---	5,448	---
335,254	---	---	---	2,730,666	---	---	14,218	13,259
4,244,385	---	---	---	14,071,165	---	---	320,359	192,356
5,545,561	---	3,345	---	42,232,095	---	31,825	935,199	545,331
5,000	---	---	---	21,000	---	---	456	---
4,813,264	---	3,068	---	27,797,403	---	10,604	548,462	195,644
1,172,243	---	---	---	7,132,996	---	---	140,845	44,848
334,548	---	---	---	2,937,655	---	---	14,938	10,029
404,500	---	---	---	258,306	---	---	7,870	---
3,037,918	---	593	---	14,580,737	---	1,913	272,780	104,685
1,298,569	---	---	---	1,623,473	---	---	17,026	941
59,279	---	---	---	873,310	---	---	28,523	16,853
---	---	---	---	---	---	---	---	---
24,480	---	---	---	27,096	---	---	924	120
753,751	---	---	---	1,680,320	---	---	42,974	---
4,198,340	---	-240	---	25,965,151	---	11,200	806,841	426,223
1,719,140	---	---	---	3,795,254	---	---	27,345	7,200
574,700	---	---	---	26,599,006	---	5,137	340,261	116,613
1,376,061	---	110,456	---	5,556,756	---	107,455	184,716	37,864
---	---	---	---	45,000	---	---	1,064	---
7,093,387	---	---	---	29,567,186	---	1,093	451,648	111,798
47,402,140	---	---	---	13,330,552	---	---	242,170	113,458
1,327,650	---	---	---	2,803,613	---	---	39,960	5,414
210,000	---	---	---	910,148	---	---	28,903	35,554
4,888,639	---	---	---	3,904,829	---	---	147,510	57,854
685	---	---	---	6,170	---	---	13,519	7,520
2,627,750	---	644	---	2,479,794	---	644	39,874	8,730
26,656	---	---	---	82,617	---	---	5,373	769
147,000	---	---	---	230,863	---	---	4,959	4,097
1,611,409	---	---	---	1,764,630	---	---	25,914	28,026
1,873,119	---	---	---	9,494,769	---	---	217,208	13,847
77,328	---	---	---	105,790	---	---	2,203	---
205,000	---	---	---	1,495,669	12,034	---	50,037	2,009
403,167	---	---	---	2,068,214	---	---	39,913	84,914
4,174,779	---	---	---	5,728,564	---	---	96,635	26,498
26,213,348	---	29,798	---	297,932,051	---	187,862	2,574,323	1,524,106
15,495,588	---	11,170	---	97,088,078	---	211,181	2,620,270	1,052,084
417,645	---	---	---	3,254,157	500	---	90,595	21,660
13,568,562	---	---	---	36,842,687	---	---	1,207,942	167,507
13,060,085	---	4,882	---	45,336,561	---	26,445	758,026	453,197
1,000	---	---	---	68,317	---	---	1,565	---
---	---	---	---	1,222,424	---	---	21,847	8,598
199,882	---	---	---	177,048	---	---	3,337	---
2,308,892	---	---	---	1,448,599	---	---	34,296	6,776
6,937,766	---	9,889	---	17,860,262	---	30,062	337,868	104,823
19,513,232	---	---	---	157,323,118	---	---	1,167,481	828,672
7,017	---	---	---	317,197	---	---	944	2,653
242,500	---	---	---	2,280,000	---	---	67,325	21,875
1,221,160	---	---	---	3,022,524	---	---	56,393	---
30,668,611	---	65,786	---	504,039,569	---	3,038,924	8,690,787	5,951,087
687,145	---	---	---	2,096,123	---	---	60,552	12,514

TABLE 3 — LIFE
COLORADO BUSINESS — EXHIBIT OF

Name of Company	Accident and Health		Group	
	Premiums Received	Losses Paid	Premiums Received	Accident and Health Losses Paid
Equitable Life Insurance Company of Iowa	---	---	---	---
Equity Annuity Life Insurance Company	---	---	---	---
Family Life Insurance Company	51,982	7,900	---	---
Farm and Home Life Insurance Company	---	---	---	---
Farmers & Bankers Life Insurance Company	6,600	1,339	69	---
Farmers New World Life Insurance Company	---	---	31,165	23,426
Federal Life and Casualty Company	142,005	46,177	110,411	48,539
Federal Life Insurance Company (Mutual)	91,813	50,451	---	38
Federated Security Insurance Company	---	---	60,119	1,954
Fidelity and Guaranty Life Insurance Company	---	---	10,538	17,528
Fidelity Life Association	419	952	---	---
Fidelity Mutual Life Insurance Company, The	107	---	---	---
Fidelity Union Life Insurance Company	13,526	5,816	---	---
First National Life Insurance Company	---	96	---	---
First Pyramid Life Insurance Co. of America, The	171	---	---	---
Fortune National Life Insurance Company	101	---	---	---
Franklin Life Insurance Company, The	---	---	---	---
General American Life Insurance Company	18,957	7,709	368,206	267,280
General Fidelity Life Insurance Company	---	---	---	---
General Services Life Insurance Company	---	---	---	---
Gibraltar Life Insurance Company of America, The	---	---	---	---
Girard Life Insurance Company of America	12,919	12,925	---	---
Globe Life and Accident Insurance Company	288,504	87,001	---	---
Globe Life Insurance Company	2,246	120	4,540	6,654
Government Employees Life Insurance Company	6,613	4,026	---	---
Government Personnel Mutual Life Ins. Co.	---	---	---	---
Grange Mutual Life Company	74,547	39,149	---	---
Great American Life Insurance Company	---	---	---	---
Great American Reserve Insurance Company	16,104	7,618	29	---
Great Commonwealth Life Insurance Company	---	---	---	---
Great Plains Life Insurance Company of Wyoming	---	---	---	---
Great Southern Life Insurance Company	8,138	773	---	---
Great-West Life Assurance Company, The	28,862	8,264	184,032	149,423
Guarantee Mutual Life Company	82,311	39,913	---	---
Guarantee Reserve Life Insurance Company	202,855	32,755	794	1,031
Guarantee Trust Life Insurance Company	439,617	245,257	---	---
Guardian Life Insurance Company of America, The	73,698	40,279	75,518	58,617
H.B.A. Life Insurance Company, The	31,715	20,973	---	---
Hartford Life Insurance Company	26,122	11,568	66,867	33,897
Home Life Insurance Company	182	---	10,134	20,608
Homesteaders Life Company	297	41	2,610	1,491
Horace Mann Life Insurance Company	---	---	---	---
ICOA Life Insurance Company	50	---	---	---
Ideal National Insurance Company	16,823	5,327	1,815	4,116
Illinois Mid-Continent Life Insurance Company	5,527	43	1,347	---
Illinois Mutual Life and Casualty Company	33,845	8,611	4,699	910
Independence Life and Accident Insurance Co.	46,267	23,977	---	---
Indianapolis Life Insurance Company	24,989	7,419	---	---
Industrial Life Insurance Company	---	---	4,678	718
Insurance City Life Company	---	---	38,430	11,694
International Fidelity Insurance Company, The	11	---	---	---
International Life Insurance Company	219	194	---	---
Inter-Ocean Insurance Company	16,867	11,138	536	399
Inter-State Assurance Company, A Mutual Company	34,524	17,059	---	---
Investment Trust and Assurance Corporation	---	---	---	---

INSURANCE COMPANIES — Continued
 INSURANCE POLICIES (PAID FOR BUSINESS)

Written, Revived and Increased During the Year			In Force End of Year			Life	Life
Ordinary Includes Group Life	Industrial	Annuities	Ordinary Includes Group Life	Industrial	Annuities	Premiums Received During Year	Claims Paid
4,656,629	---	---	40,984,820	---	---	975,695	435,374
6,000	---	---	9,000	---	---	12,398	---
17,085,200	---	---	36,583,621	---	---	321,587	44,201
197,098	---	---	1,421,691	---	---	43,692	5,892
454,612	---	---	13,583,880	---	---	302,415	197,131
6,128,141	---	---	25,159,570	---	---	318,820	65,247
1,524,032	---	---	10,512,419	---	---	133,688	41,661
308,480	---	---	2,767,448	---	---	71,067	36,504
87,244	---	---	236,245	---	---	6,347	1,348
2,288,386	---	---	7,138,151	---	---	90,172	2,114
17,865	---	---	558,540	---	---	11,372	18,871
1,489,143	---	---	7,766,149	---	---	153,684	63,114
6,931,354	---	---	14,718,670	---	---	243,913	85,037
563,152	---	---	783,273	---	---	9,633	5,600
480,536	---	---	860,545	---	---	21,169	1,689
68,000	---	---	371,889	---	---	5,353	5,000
13,938,274	---	3,280	75,481,340	---	34,647	1,550,810	625,808
20,411,500	---	---	80,528,791	---	5,351	1,643,368	742,664
790,038	---	---	1,141,300	---	---	36,412	---
11,000	---	---	1,430,873	---	---	31,581	68,351
239,347	---	---	952,933	---	---	17,454	1,734
963,766	---	---	5,649,858	---	---	171,559	7,982
6,907	---	---	35,694	---	---	52,778	2,329
5,870,584	---	---	14,207,201	---	---	115,197	42,600
873,956	---	991	5,663,958	---	1,689	133,864	23,927
1,186,328	---	---	4,282,883	---	---	119,241	6,531
485,432	---	---	1,215,156	---	---	25,851	11,539
3,923,032	---	---	3,549,464	---	---	74,641	---
254,970	---	---	384,000	---	---	8,841	1,203
2,934,274	---	---	6,955,207	---	720	110,266	117,524
8,638,697	---	---	31,895,510	---	---	501,506	113,769
4,034,151	---	2,935	28,893,264	---	3,496	716,788	59,301
246,095	---	---	376,245	1,000	---	8,043	1,884
6,000	---	---	87,843	---	---	39,287	11,139
6,482,257	---	5,434	37,413,823	---	54,903	1,071,223	336,581
916,963	---	---	1,092,302	---	---	18,179	133
3,679,546	---	---	13,783,140	---	17,222	233,250	180,924
962,400	---	673	11,763,873	---	54,431	306,051	161,735
1,245,649	222,100	---	7,854,040	823,900	---	300,374	114,439
3,506,462	---	---	12,880,615	---	---	170,012	46,405
210,497	---	---	190,497	---	---	6,213	---
2,514,983	---	---	8,249,004	---	---	193,599	66,065
897,754	---	---	2,026,857	---	---	73,703	5,995
177,000	---	---	447,555	---	---	8,020	1,188
20,000	---	---	33,000	---	---	498	---
1,944,173	---	760	7,415,436	---	1,640	191,425	124,277
405,419	---	---	362,917	---	---	6,046	3,004
30,000	---	---	210,846	---	---	532	---
332,840	---	---	688,300	---	---	15,392	4,347
7,000	---	---	44,010	---	---	925	---
10,986	---	---	26,533	---	---	564	---
---	---	---	97,700	---	---	1,735	---
3,308,280	---	---	3,237,854	---	---	35,440	9

TABLE 3 — LIFE
COLORADO BUSINESS — EXHIBIT OF

Name of Company	Accident and Health		Group Accident and Health	
	Premiums Received	Losses Paid	Premiums Received	Losses Paid
Investors Syndicate Life Ins. & Annuity Co.-----	---	---	---	---
Jefferson Standard Life Insurance Company-----	---	---	---	---
John Hancock Mutual Life Insurance Company-----	21,678	9,883	419,336	386,809
Kansas City Life Insurance Company-----	---	---	---	---
Kentucky Central Life Insurance Company-----	---	---	---	---
Lafayette Life Insurance Company, The-----	---	---	87	---
Life & Casualty Insurance Company of Tennessee-----	973	---	---	---
Life Insurance Company of North America-----	43,869	12,149	156,244	135,699
Lincoln Benefit Life Company-----	---	---	---	---
Lincoln Liberty Life Insurance Company-----	13,135	4,851	---	---
Lincoln Life and Casualty Company-----	---	---	---	---
Lincoln Mutual Life and Casualty Insurance Co.-----	24,837	11,363	---	---
Lincoln Mutual Life Insurance Company-----	14,769	9,055	---	---
Lincoln National Life Insurance Company, The-----	53,163	22,030	568,899	621,582
Lutheran Mutual Life Insurance Company-----	---	---	---	---
Maccabees Mutual Life Insurance Company-----	4,097	1,905	---	---
Manhattan Life Insurance Company, The-----	---	---	1,410	15,000
Manufacturers Life Insurance Company, The-----	---	---	---	---
Massachusetts Indemnity & Life Ins. Co.-----	121,458	38,394	---	---
Massachusetts Mutual Life Insurance Company-----	7,557	3,852	680,549	636,733
Metropolitan Life Insurance Company-----	842,988	448,144	2,419,533	2,176,858
Mid-Continent Life Insurance Company-----	---	---	---	---
Midland National Life Insurance Company-----	11,074	6,880	1,643	1,096
Midwest Life Insurance Company of Lincoln, Nebr., The-----	33,766	17,415	---	---
Minnesota Mutual Life Insurance Company, The-----	17,046	1,277	892	675
Missouri National Life Insurance Company-----	30,636	8,895	---	---
Monarch Life Insurance Company-----	282,967	120,857	5,476	5,817
Mutual Benefit Life Insurance Company, The-----	---	---	9,631	272
Mutual Life Insurance Company of New York, The-----	67,686	23,039	142,720	86,726
Mutual of Omaha Insurance Company-----	2,434,805	1,293,291	2,528,645	2,559,518
Mutual Trust Life Insurance Company-----	---	---	---	---
National American Life Insurance Company-----	---	---	---	---
National Bankers Life Insurance Company-----	71,589	51,234	---	3,034
National Fidelity Life Insurance Company-----	35,019	17,937	706,102	229,284
National Home Life Assurance Company-----	3,565	2,675	9,268	22,796
National Insurance Company of America-----	---	---	---	---
National Life Assurance Company of Canada, The-----	---	---	---	---
National Life and Casualty Insurance Company-----	2,949	1,100	---	---
National Life Insurance Company-----	---	---	---	---
National Old Line Insurance Company-----	1,041	---	---	---
National Public Service Insurance Company-----	---	---	---	---
National Reserve Life Insurance Company-----	---	---	---	---
National Travelers Life Insurance Company-----	34,350	24,438	---	---
Nationwide Life Insurance Company-----	39	---	951	---
Nebraska National Life Insurance Company-----	127,004	82,320	20,542	1,091
New England Mutual Life Insurance Company-----	158	---	34,325	33,727
New York Life Insurance Company-----	272,594	105,003	477,885	421,834
North American Co. for Life, Accident, & Health Ins., The-----	41,140	20,139	25,319	15,632
North American Life and Casualty Company-----	24,408	8,688	16,150	12,920
North American Life Ins. Co. of Chicago-----	2,495	989	---	---
North American Reassurance Company-----	---	---	---	---
North Central Life Insurance Company-----	255	58	---	---
Northern Founders Insurance Company-----	---	---	---	---
Northern Life Insurance Company-----	9,947	3,454	---	---

INSURANCE COMPANIES — Continued
INSURANCE POLICIES (PAID FOR BUSINESS)

Ordinary Includes Group Life	Written, Revived and Increased During the Year		In Force End of Year			Life Premiums Received During Year	Life Claims Paid
	Industrial	Annuities	Ordinary Includes Group Life	Industrial	Annuities		
3,763,525	---	16,424	13,979,269	---	45,336	155,044	44,346
1,413,408	---	---	15,384,301	---	3,803	424,630	238,383
11,240,796	---	250,175	175,405,111	1,726,897	1,761,587	2,517,133	1,202,311
11,916,076	---	26,472	95,853,161	---	131,158	2,075,366	1,381,642
844,751	---	---	10,867,293	---	---	566,811	144,602
2,211,568	---	---	7,549,070	---	145	145,363	14,352
529,469	34,155	---	960,904	210,850	---	23,840	15,398
7,323,714	---	---	24,169,217	---	---	293,691	88,673
81,793	---	---	107,475	---	---	7,058	750
2,398,151	---	---	13,900,266	---	---	238,108	118,456
37,971	---	---	33,971	---	---	819	---
92	---	---	208,296	---	---	7,371	1,000
777,268	---	---	12,120,427	---	---	274,696	77,005
10,393,349	---	7,297	84,266,961	---	52,109	1,073,021	635,798
678,231	---	---	8,098,920	---	---	152,582	30,022
890,150	---	---	8,682,725	---	---	196,873	101,241
2,373,372	---	3,987	18,569,054	---	---	570,058	260,670
12,407,815	---	---	33,589,271	---	---	727,732	304,981
24,500	---	---	278,700	---	---	121,458	---
10,814,991	---	6,640	109,456,854	---	112,825	2,428,763	1,404,912
87,700,089	1,284,401	---	711,460,212	35,614,152	---	15,474,212	8,580,293
56,500	---	---	2,611,206	---	261,054	62,364	15,728
1,643,214	---	---	6,485,927	---	---	129,249	40,254
2,080,849	---	---	16,343,577	---	---	329,294	77,033
22,899,828	---	1,596	109,319,661	---	323,178	1,506,900	491,176
220,500	---	---	123,000	---	---	702	---
2,482,920	---	240	8,137,341	---	960	129,167	6,020
13,348,262	---	4,197	84,163,611	---	138,209	2,025,513	923,770
9,072,195	---	4,659	104,014,094	---	69,253	2,590,839	1,956,158
92,994	---	---	2,470,704	---	850	49,897	25,367
---	---	---	1,368,544	---	---	30,273	1,320
114,163	---	---	1,252,282	---	---	22,584	4,814
24,124,542	---	---	40,874,186	---	---	802,691	191,136
332,590	---	---	481,502	---	---	8,227	---
1,866,369	---	---	1,528,687	---	---	37,536	---
97,675	---	---	141,159	---	---	10,382	---
3,572,363	---	---	13,174,890	---	---	464,059	28,879
6,079,049	---	---	30,257,055	---	---	1,005,808	427,642
2,810,306	---	---	23,564,767	---	---	462,692	53,739
630,293	---	---	1,528,634	---	---	31,743	17,297
5,763,183	---	---	14,572,301	---	---	277,831	140,889
1,627,333	---	---	4,530,856	---	---	87,323	45,673
186,109	---	---	1,550,975	---	---	25,552	6,545
8,473,591	---	49,103	11,553,029	---	49,103	302,529	31,082
8,715,839	---	1,919	70,717,013	---	408,823	1,802,424	1,145,859
63,973,195	---	59,183	509,177,089	---	605,917	10,407,308	5,736,377
106,824	---	---	1,402,941	---	---	29,780	13,891
6,021,275	---	---	16,506,798	---	240	194,993	31,808
973,688	---	---	4,746,650	---	---	71,707	26,226
12,000	---	---	331,690	---	---	13,134	3,844
100,000	---	---	100,000	---	---	9,768	---
36,251	---	---	2,466,091	---	---	63,088	111,880

TABLE 3 — LIFE
 COLORADO BUSINESS — EXHIBIT OF

Name of Company	Accident and Health		Group	
	Premiums Received	Losses Paid	Premiums Received	Losses Paid
Northwestern Life Insurance Company	657	390	---	---
Northwestern Mutual Life Insurance Company, The	---	---	---	---
Northwestern National Life Insurance Company	11,187	1,662	105,693	83,216
Occidental Life Insurance Company of California	125,850	45,268	943,463	843,978
Occidental Life Insurance Company of North Carolina	16,184	4,294	---	---
Ohio Life Insurance Company, The	---	---	---	---
Ohio National Life Insurance Company, The	2,475	177	---	---
Ohio State Life Insurance Company, The	1,537	183	---	---
Old Faithful Life Insurance Company	---	---	---	---
Old Line Life Insurance Company of America, The	1,033	3,089	12,472	1,305
Old Republic Life Insurance Company	145,661	29,263	739,093	246,383
Old Security Life Insurance Company	229,644	29,356	---	---
Olympic National Life Insurance Company	233	572	---	---
Pacific Fidelity Life Insurance Company	647	---	49,732	13,243
Pacific Mutual Life Insurance Company	105,095	69,360	150,474	123,807
Pacific National Life Assurance Company	3,354	1,270	683	710
Pan-American Life Insurance Company	1,374	339	---	---
Patriot Life Insurance Company	---	---	---	---
Paul Revere Life Insurance Company, The	252,423	110,861	81,348	65,529
Penn Mutual Life Insurance Company	8,017	4,598	5,004	5,053
Pennsylvania Life Insurance Company	376,212	91,816	---	---
Peoples-Home Life Insurance Company of Indiana	95	---	---	---
Perpetual National Life Insurance Company	---	---	---	---
Philadelphia Life Insurance Company	---	---	---	---
Phoenix Mutual Life Insurance Company	6,264	7,037	55,563	22,385
Pierce National Life Insurance Company	---	---	---	---
Pilot Life Insurance Company	893	151	-7	11,539
Pioneer American Insurance Company	---	---	---	---
Pioneer Mutual Life Insurance Company	6,125	6,354	---	---
Praetorian Mutual Life Insurance Company	30	90	---	---
Presbyterian Ministers' Fund	---	---	---	---
Producers Life Insurance Company	---	---	---	---
Professional Life Insurance Company	---	---	---	---
Provident Life & Accident Insurance Company	72,577	29,174	750	3,070
Provident Life Insurance Company	470	---	---	---
Provident Mutual Life Insurance Co. of Philadelphia	37,855	13,714	7,040	8,778
Prudential Insurance Company of America, The	1,378,574	610,592	1,621,147	1,342,421
Puritan Life Insurance Company	---	---	---	---
Pyramid Life Insurance Company, The	413,764	240,524	---	---
Ranger National Life Insurance Company	99	---	---	---
Reliance National Life Insurance Company	713	1,340	---	---
Republic National Life Insurance Company	7,549	3,268	286,833	191,561
Reserve Life Insurance Company	416,848	271,018	---	---
Resolute Credit Life Insurance Company	6,243	7,125	-359	38
Rio Grande National Life Insurance Company	168,383	56,152	---	---
Rushmore Mutual Life Insurance Company	878	390	---	---
Safeco Life Insurance Company	8,947	1,437	15,012	15,943
Seaboard Life Insurance Company of America	---	---	---	---
Security Benefit Life Insurance Company	60,096	18,398	6,830	9,909
Security-Connecticut Life Insurance Company	---	---	---	---
Security Mutual Life Ins. Co. of Lincoln, Nebr.	18,930	16,057	---	---
Selective Life Insurance Company	1,040	576	---	---
Sentry Life Insurance Company	---	---	---	---
South Coast Life Insurance Company	12	---	---	---
Southern Equitable Life Insurance Company	---	---	---	---

LIFE INSURANCE COMPANIES — Continued
 LIFE INSURANCE POLICIES (PAID FOR BUSINESS)

Written, Revived and Increased During the Year	In Force End of Year			Life Premiums Received During Year	Life Claims Paid		
	Ordinary Includes Group Life	Industrial	Annuities			Ordinary Includes Group Life	Industrial
32,000	---	---	675,279	---	---	16,216	3,077
25,010,221	---	67,728	197,262,181	---	263,592	4,971,156	3,023,355
7,558,988	---	---	49,983,263	---	11,392	829,305	378,611
29,434,286	---	2,568	144,008,863	---	56,890	2,000,944	819,107
8,560,788	---	---	23,099,854	---	---	280,752	133,680
113,500	---	---	127,300	---	---	1,006	---
1,273,255	---	---	13,038,721	---	12,736	361,618	281,191
68,128	---	---	490,773	---	---	15,681	4,611
540,094	---	---	1,316,081	---	---	21,295	6,520
5,507,213	---	---	5,332,435	---	---	28,942	8,355
74,642,786	---	---	56,899,500	---	---	1,253,537	350,079
---	---	---	---	---	---	101,662	---
---	---	---	21,500	---	---	2,710	---
5,832,080	---	---	8,264,255	---	---	47,963	14,733
4,218,261	---	---	30,975,998	---	91,403	790,589	716,083
738,062	---	---	8,918,696	---	---	147,693	85,753
1,363,143	---	12,181	4,346,895	---	8,353	97,051	36,756
6,000	---	---	562,351	---	---	1,763	---
1,819,290	---	7,539	14,726,481	---	10,846	259,558	91,878
11,525,388	---	5,391	71,607,058	---	95,177	1,559,118	1,095,551
2,707,506	---	---	4,310,647	---	---	115,724	19,984
952,145	---	---	2,215,405	---	2,000	45,905	3,111
134,638	---	---	262,300	---	---	5,893	94
1,393,200	---	---	3,208,527	---	---	28,836	31,322
6,070,459	---	---	28,101,543	---	---	758,380	278,102
---	---	---	---	---	---	---	---
1,998,650	---	---	2,024,940	---	---	28,296	13,362
1,697,031	---	505	4,604,767	---	505	90,211	10,000
24,000	---	---	1,471,122	---	---	28,926	14,310
20,238	---	---	389,706	---	---	7,222	6,017
63,965	---	---	2,630,147	---	---	80,080	87,276
57,827	---	---	1,551,758	---	---	33,233	6,786
340,104	---	---	557,519	---	---	7,680	4,109
3,057,397	---	---	12,885,390	---	---	176,535	53,479
1,606,845	---	4,248	2,361,823	---	2,508	58,907	10,836
4,613,319	---	3,816	32,400,252	---	57,342	849,371	610,432
92,304,552	2,010,813	34,272	799,330,714	59,545,545	3,862,768	16,343,036	8,698,032
498,922	---	---	1,986,568	---	---	33,343	1,875
1,659,349	---	---	2,409,963	---	---	37,779	5,302
124,006	---	---	2,241,892	---	---	61,546	14,356
17,058,850	---	---	23,013,074	---	---	298,581	38,139
1,953,762	---	---	6,714,468	---	---	202,671	38,799
1,589,162	---	---	1,584,377	---	---	18,254	2,790
255,792	---	---	932,489	---	---	11,611	10,083
4,407,590	9,108,742	---	10,884,766	28,179,155	---	1,058,172	331,576
2,790,570	---	---	3,011,321	---	---	36,222	1,616
8,705,373	---	---	18,832,450	---	---	168,850	28,386
---	---	---	47,500	---	---	---	---
10,415,575	---	---	24,586,526	---	---	473,222	128,985
93,761	---	---	776,561	---	---	12,044	---
9,070,391	---	---	31,333,566	---	---	661,607	246,811
496,803	---	---	750,569	---	---	5,398	234
49,000	---	---	120,000	---	---	1,367	---
65,500	---	---	1,341,289	---	---	34,009	32,905
11,591	---	---	89,839	---	---	6,354	123

TABLE 3 — LIFE
 COLORADO BUSINESS — EXHIBIT OF

Name of Company	Accident and Health		Group	
	Premiums Received	Losses Paid	Premiums Received	Losses Paid
Southern States Life Insurance Company, The	85	---	---	---
Southland Life Insurance Company	4,127	2,031	421	---
Southwest Indemnity & Life Insurance Company	416	---	---	---
Southwestern Life Insurance Company	4,309	1,758	23,163	9,221
Standard Life and Accident Insurance Company	208,540	66,183	74,261	27,603
Standard Life Insurance Company of Indiana	5,843	---	---	---
Standard Security Life Ins. Co. of New York	150	---	---	---
State Farm Life Insurance Company	---	---	---	---
State Life of Illinois	---	---	---	---
State Mutual Life Assurance Co. of America	249,968	29,902	273,064	171,135
Stuyvesant Life Insurance Company	164,219	49,771	---	---
Sun Life Assurance Company of Canada	---	---	3,372	7,322
Surety Life Insurance Company	64,404	22,863	---	---
Sylvan Life Insurance Company	46,718	25,823	2,294	16
Teton National Insurance Company	47,689	8,392	---	---
Time Insurance Company	28,664	9,272	55,972	31,840
Transport Life Insurance Company	19,749	8,425	---	---
Travelers Insurance Company, The	467,844	177,104	2,301,242	2,964,313
Union Bankers Insurance Company	122,272	51,663	---	---
Union Central Life Insurance Company, The	---	---	603	1,136
Union Life Insurance Company	60	---	364	60
Union Mutual Life Insurance Company	41,316	16,848	296,333	358,524
Union Reserve Life Insurance Company, Inc.	---	---	---	---
Union Trust Life Insurance Company	---	---	---	---
United American Insurance Company	108,773	26,277	---	---
United Bankers Life Insurance Company	420	---	---	---
United Benefit Life Insurance Company	31,485	17,534	729,462	683,112
United Fidelity Life Insurance Company	23	---	---	---
United Founders Life Insurance Company	---	---	---	---
United Insurance Company of America	177,796	63,325	---	---
United Reserve Life Insurance Company	---	---	---	---
United Security Life Company	1,882	---	---	---
United Services Life Insurance Company	---	---	---	---
United States Life Ins. Co. in the City of N.Y., The	4,725	6,873	---	---
Universal Life and Accident Insurance Company, The	277	---	---	---
Universe Life Insurance Company, The	5,837	1,721	---	---
University Life Insurance Company of America	---	---	---	---
Variable Annuity Life Ins. Co. of America	---	---	---	---
Victory Life Insurance Company, The	---	---	---	---
Volunteer State Life Insurance Company, The	---	---	---	52
Wabash Life Insurance Company	18,354	12,680	---	---
Washington National Insurance Company	193,762	123,177	83,986	69,955
West Coast Life Insurance Company	970	87	---	---
Western Life Insurance Company	28,972	13,649	41,834	26,378
Western National Life Insurance Company	4,913	1,430	---	---
Western Security Life Insurance Company	93,119	49,060	---	---
Western and Southern Life Insurance Company, The	1,433	---	---	---
Western States Life Insurance Company	13,052	3,487	---	---
Woodmen Accident and Life Company	242,686	147,676	60,966	18,572
World Insurance Company	189,378	85,422	152,052	19,355
Zurich American Life Insurance Company	---	---	---	---
Zurich Life Insurance Company	---	---	---	---
Totals	\$18,967,022	\$8,933,910	\$29,983,744	\$26,556,267

LIFE INSURANCE COMPANIES — Continued
 LIFE INSURANCE POLICIES (PAID FOR BUSINESS)

	Written, Revived and Increased During the Year			In Force End of Year			Life Premiums Received During Year	Life Claims Paid
	Ordinary Includes Group Life	Industrial	Annuities	Ordinary Includes Group Life	Industrial	Annuities		
	9,000			2,164,005			65,145	5,000
9,221	1,165,025	14,445		1,165,025	81,911		230,649	72,915
27,603	4,000						129	4,000
	2,941,165		7,589	12,680,083		34,519	341,941	58,075
	2,494,254			9,501,966			193,036	33,661
	5,000			302,491			49,315	19,444
	7,000			27,000			110	
171,135	14,398,275			58,043,982		6,612	1,213,123	257,709
				75,000			2,546	454
7,332	20,685,085		12,103	89,043,979		34,948	1,667,017	318,748
	8,080,432			10,810,932			154,089	64,049
16	764,734		3,720	17,951,077		44,291	433,655	433,106
	961,755			4,772,748			103,278	15,809
31,840	96,546		5,793	1,379,241		15,893	47,728	3,598
	3,439,250			3,656,912			74,400	21,987
	35,000			112,537			1,438	
964,313	227,000			195,000			3,128	
1,136	27,642,169		45,999	157,878,235		560,770	2,325,352	1,911,647
60	1,879,186			1,714,637			25,940	1,552
358,524	3,527,087		4,901	36,086,516		154,457	962,191	783,965
	19,712			2,166,879			52,498	14,944
	2,189,919		3,249	9,091,998		4,980	305,890	70,658
	328,583			755,739			21,304	
				438,500			17,702	2,000
683,112	312,500			473,400			9,095	2,985
				29,434			259	
	12,771,906			41,523,395		5,468	619,802	302,180
	616,283			1,491,142			22,661	9,442
	49,620			2,109,031			33,253	4,000
				23,358			2,558	
	53,951			147,854			4,847	
	2,123,270			3,222,959			61,503	11,679
	2,173,000			11,898,126			222,742	105,987
	190,275			2,378,589			30,217	4,067
	851,526	1,244,505		801,885	1,934,172		85,687	9,026
	221,015			366,242			8,229	1,403
	51,900			342,300			5,192	
52	70,000			70,000			71,210	15,713
	965,136			2,762,280			113,001	61,611
69,955	1,189,552			1,578,423			19,300	14,246
	237,000			416,443			16,479	
26,378	1,572,348	3,000	572	10,881,062	26,904	6,099	195,779	173,536
	1,454			2,046,282		933	63,900	49,777
	4,041,512			11,972,515		9,384	228,061	246,361
	1,114,853			4,819,515			81,307	11,653
	3,456,825			7,568,294			57,477	39,729
	65,456	5,279		3,826,854	897,401		104,210	79,909
18,572	2,505,731			6,644,358			118,515	21,510
19,355	758,017			5,400,415			119,021	35,373
	8,727,353			12,117,121			204,476	58,309
556,287								
	\$1,583,425,536	\$ 42,215,677	\$ 960,019	\$7,888,211,755	\$228,791,127	\$ 14,171,631	\$158,308,638	\$ 74,864,019

MUTUAL BENEFIT ASSOCIATIONS

COUNTY MUTUAL PROTECTIVE ASSOCIATIONS

RECIPROCAL OR INTER-INSURANCE EXCHANGES

FRATERNAL INSURANCE SOCIETIES

1964

Summary of the Reports to the Commissioner of
Insurance on the Business of the
Year 1964

TABLE 1 — MUTUAL BENEFIT ASSOCIATIONS

Corporate Name of Mutual Benefit Association	Home Office	Location	Incorporated	Admitted to Colorado
Moore Mutual Benefit Life Association ...	Denver, Colo.	800 E. 17th Ave.	June, 1947	June, 1947
Pikes Peak Mutual Benefit Association ...	Rocky Ford, Colo.	953 Swink Ave.	January, 1940	July, 1941

TABLE 1 — COUNTY MUTUAL PROTECTIVE ASSOCIATIONS

Corporate Name of County Mutual Protective Association	Home Office	Location	Incorporated	Admitted to Colorado
Crop Insurance Protective Association ...	Boulder, Colo.	2765 5th Street	June, 1960	July, 1960
Custer County Mutual Protective Assn. ...	Westcliffe, Colo.	August, 1931	March, 1933
Farmers' Morgan County Protective Association, The	Fort Morgan, Colo.	224 Ensign St.	January, 1910	February, 1910
Grain Growers Protective Association ...	Denver, Colo.	818 17th St.	January, 1948	April, 1949
Grange Mutual Fire Insurance Co., The ...	Denver, Colo.	2475 West 26th Ave.	May, 1895	May, 1895
Producers Protective Association	Denver, Colo.	503 Rail'y Exch. Bldg.	March, 1948	May, 1949
Weld County Farmers' Protective Association, The	Greeley, Colo.	808 Ninth St.	September, 1912	September, 1912

**TABLE 2 — MUTUAL
Financial Statement**

Name of Association	Assets	Liabilities	Contingent Reserves and Unassigned Funds
DOMESTIC:			
Moore Mutual Benefit Life Association.....	\$ 165,016	\$ 79,895	\$ 89,121
Pikes Peak Mutual Benefit Association.....	137,319	78,491	58,828
Totals	\$ 302,335	\$ 158,386	\$ 147,949

TABLE 2 — COUNTY MUTUAL

Name of Association	Assets	Liabilities Except Guaranty Fund and Surplus	Guaranty Fund
DOMESTIC:			
Crop Insurance Protective Association.....	\$ 29,575	\$ 2,610	\$ 25,000
Custer County Mutual Protective Association.....	603	---	---
Farmers Morgan County Protective Association.....	48,924	8,922	---
Grain Growers Protective Association.....	29,052	---	---
Grange Mutual Fire Insurance Company.....	540,091	228,231	---
Producers Protective Association.....	28,196	3,196	25,000
Weld County Farmers' Protective Association.....	362,800	16,793	---
Totals	\$ 1,039,241	\$ 259,752	\$ 50,000

BENEFIT ASSOCIATIONS

Exhibit of Insurance Policies

Total Income	Total Disburse- ments	Increase or Decrease in Surplus	NUMBER OF POLICIES		Premiums Received	Losses Paid
			Written and Revived During Year —Number—	In Force End of Year —Number—		
\$ 24,440	\$ 15,081	\$ 7,644	12	413	\$ 18,443	\$ 4,350
17,680	13,192	4,650	---	576	11,283	8,900
<u>\$ 42,120</u>	<u>\$ 28,273</u>	<u>\$ 12,294</u>	<u>12</u>	<u>989</u>	<u>\$ 29,726</u>	<u>\$ 13,250</u>

PROTECTIVE ASSOCIATIONS

Surplus Unassigned Funds	Net Underwriting Gain or Loss	Net Income	Increase or Decrease in Surplus	Direct Premiums Received	Direct Losses Paid
\$ 1,965	\$ -1,115	\$ -1,115	\$ ----	\$ 302,109	\$ 368,452
603	----	1,010	----	1,010	48
40,002	2,712	4,553	4,553	6,802	482
----	----	----	----	----	----
311,860	12,925	29,841	29,841	175,383	60,264
----	-1,947	-1,566	-242	12,032	8,602
346,007	-21,604	-8,456	-19,602	99,379	65,594
<u>\$ 700,437</u>	<u>\$ -9,029</u>	<u>\$ 24,267</u>	<u>\$ 14,550</u>	<u>\$ 596,715</u>	<u>\$ 503,442</u>

TABLE 1 — RECIPROCAL OR INTER-INSURANCE EXCHANGES

Official Title of Exchange	Home Office	Location	Formed	Admitted to Colorado
Domestic Exchanges:				
Manufacturers and Wholesalers				
Indemnity Exchange	Denver, Colorado	2019 Stout St.	June, 1919	June, 1919
Foreign Exchanges:				
American Reciprocal Insurers	New York, N. Y.	2 Park Ave.	February, 1958	June, 1958
Canners Exchange Subscribers at Warner Inter-Insurance Bureau	Chicago, Ill.	4210 Peterson Ave.	December, 1907	April, 1919
Casualty Indemnity Exchange	St. Louis, Mo.	722 Chestnut Street	1912	August, 1923
Casualty Reciprocal Exchange, Subscribers at	Kansas City, Mo.	92nd St. & State Line ...	January, 1912	July, 1915
Consolidated Underwriters	Kansas City, Mo.	1907 Grand Ave.	June, 1907	July, 1938
Druggists Indemnity Exchange	St. Louis, Mo.	722 Chestnut Street	1907	August, 1915
Farmers Insurance Exchange	Los Angeles, Calif.	4680 Wilshire Blvd.	March, 1928	November, 1930
Fire Insurance Exchange	Los Angeles, Calif.	4680 Wilshire Blvd.	November, 1942	April, 1943
Lumbermen's Underwriting Alliance	Kansas City, Mo.	5115 Oak	January, 1905	December, 1926
National Insurance Underwriters	St. Louis, Mo.	8030 Forsythe Blvd.	January, 1945	September, 1954
Reciprocal Exchange, Subscribers at State Automobile and Casualty Underwriters	Kansas City, Mo.	92nd St. & State Line ...	December, 1900	August, 1915
Des Moines, Iowa	Des Moines, Iowa	600 Fifth Ave.	1919	April, 1937
Truck Insurance Exchange	Los Angeles, Calif.	4680 Wilshire Blvd.	February, 1935	July, 1935
United Services Automobile Ass'n	San Antonio, Texas	4119 Broadway	June, 1922	October, 1964
Universal Underwriters	Kansas City, Mo.	1000 R. A. Long Bldg. ...	1921	September, 1923
Warner Reciprocal Insurers	Chicago, Ill.	4210 Peterson Ave.	October, 1913	September, 1926

**TABLE 2 — RECIPROCAL OR
Financial Statement**

Name of Exchange	Assets	Liabilities Except Guaranty Fund and Surplus	Guaranty Fund	Surplus and Unassigned Funds
DOMESTIC:				
Manufacturers & Wholesalers Ind. Exch.-----	\$ 2,010,477	\$ 1,403,360	\$ ----	\$ 607,117
FOREIGN:				
American Reciprocal Insurances-----	12,347,709	6,489,599	----	5,858,110
Canners Exchange, Warners Inter-Ins. Bureau-----	12,454,841	3,659,175	----	8,795,666
Casualty Indemnity Exchange-----	550,792	220,133	----	330,659
Casualty Reciprocal Exchange-----	10,455,464	8,078,105	2,377,360	166,769
Consolidated Underwriters-----	11,839,839	9,051,326	----	2,788,513
Druggists Indemnity Exchange-----	459,334	78,525	100,000	280,809
Farmers Insurance Exchange-----	182,487,805	120,755,633	----	61,732,172
Fire Insurance Exchange-----	19,740,800	12,980,799	----	6,760,001
Lumbermen's Underwriting Alliance-----	25,609,632	8,766,398	----	16,843,234
National Insurance Underwriters-----	3,312,899	2,142,886	----	1,170,013
Reciprocal Exchange-----	4,116,883	2,963,441	----	1,153,442
State Automobile & Casualty Underwriters-----	12,027,692	9,447,840	1,181,971	1,397,881
Truck Insurance Exchange-----	75,682,895	55,083,369	----	20,599,526
United Services Automobile Association-----	114,031,981	83,029,598	500,000	30,502,383
Universal Underwriters-----	7,869,489	3,072,559	2,400,854	4,796,930
Warners Reciprocal Insurers-----	4,122,233	2,068,715	----	2,053,518

INTER-INSURANCE EXCHANGES

Gain or Loss Exhibit

	Net Underwriters Gain or Loss	Investment or Other Income	Net Income After Federal Income Tax	Dividends to Policyholders	Net Increase or Decrease in Surplus	Losses Incurred to Earned Premiums Country-wide %	Colorado %
	\$ 30,683	\$ 106,082	\$ 136,765	\$ 116,425	\$ 61,937	60.25	48.
	-1,181,902	749,586	-434,607	573,277	-1,665,727	82.83	49.57
	2,222,887	226,081	240,676	2,208,293	257,921	15.25	15.61
	-3,351	17,920	-28,022	42,590	-16,233	28.42	--
	213,031	-118,545	498,344	----	-84,790	56.55	39.21
	-435,862	262,976	-541,017	368,131	674,523	60.	48.
	-28,939	13,703	-15,236	----	15,425	33.41	--
	-5,620,069	6,072,126	2,077,373	1,109,801	2,633,068	60.59	57.32
	-6,396	526,472	506,557	31,379	955,434	52.69	26.85
	1,942,985	566,957	657,347	1,852,595	-87,495	54.9	68.48
	111,899	73,778	3,239,882	124,678	47,235	--	35.1
	209,572	90,277	101,229	149,850	107,390	55.07	53.69
	-469,064	301,624	-167,540	86,638	-236,326	55.5	50.9
	2,168	1,890,333	1,379,245	1,037,820	1,360,041	58.9	72.44
	13,446,118	4,101,616	475,424	17,072,310	-107,979	53.53	43.40
	3,445,949	180,776	170,689	3,456,036	221,320	41.15	56.52
	391,873	77,020	121,643	----	124,222	60.96	--

**TABLE 3 — RECIPROCAL OR INTER-INSURANCE
DIRECT PREMIUMS WRITTEN AND DIRECT**

Name of Exchange	FIRE		Extended Coverage and Other Allied Lines	
	Direct Premiums Written	Direct Losses Paid	Direct Premiums Written	Direct Losses Paid
DOMESTIC:				
Manufacturers & Wholesalers Ind. Exch.	\$ 10,525	\$ 311	\$ 3,200	\$ 1,327
FOREIGN:				
American Reciprocal Insurances	14,449	70	5,857	---
Canners Exchange, Warners Inter-Ins. Bureau	56,552	8,230	9,815	26
Casualty Indemnity Exchange	---	---	---	297
Casualty Reciprocal Exchange	1,463	---	682	---
Consolidated Underwriters	---	---	---	---
Druggists Indemnity Exchange	128	---	17	---
Farmers Insurance Exchange	---	---	---	---
Fire Insurance Exchange	105,239	15,593	459,739	136,310
Lumbermen's Underwriting Alliance	86,028	44,130	11,857	6,791
National Insurance Underwriters	---	---	---	---
Reciprocal Exchange	22,032	11,285	5,822	1,023
State Automobile & Casualty Underwriters	17,044	851	27,122	7,271
Truck Insurance Exchange	6,787	231	3,341	927
United Services Automobile Association	---	---	---	---
Universal Underwriters	59,419	87,984	14,328	3,739
Warners Reciprocal Insurers	4,662	---	793	---
Totals	\$ 384,328	\$ 168,685	\$ 542,573	\$ 157,711

EXCHANGES — COLORADO BUSINESS FOR YEAR 1964

LOSSES PAID — BY CLASSIFICATION

Inland Marine		Hospitalization Accident and Health		Workmen's Compensation		Liability Other Than Auto (B.I.)	
Direct Premiums Written	Direct Losses Paid	Direct Premiums Written	Direct Losses Paid	Direct Premiums Written	Direct Losses Paid	Direct Premiums Written	Direct Losses Paid
\$ 3,840	\$ 187	\$ ---	\$ ---	\$ ---	\$ ---	\$ 42,505	\$ 5,628
368	---	---	---	---	---	152	---
---	---	---	---	---	---	123	---
41	---	---	---	121,828	63,847	8,114	1,152
---	---	---	---	24,834	15,848	829	---
---	---	150	---	---	---	22,656	5,160
2,435	517	---	---	---	---	806	500
---	---	70	---	---	---	---	---
734	2,530	---	---	---	---	410	50
5,863	758	14,576	3,780	---	---	38,593	14,367
78,179	74,664	---	---	196,238	195,132	88,405	39,471
11,258	---	---	---	---	---	1,740	---
4,349	44	---	---	---	---	160	113
5,404	---	---	---	---	---	---	---
<u>\$ 112,471</u>	<u>\$ 78,700</u>	<u>\$ 14,796</u>	<u>\$ 3,780</u>	<u>\$ 342,323</u>	<u>\$ 279,000</u>	<u>\$ 204,493</u>	<u>\$ 66,441</u>

**TABLE 4 — RECIPROCAL OR INTER-INSURANCE
DIRECT PREMIUMS WRITTEN AND DIRECT**

Name of Exchange	Auto Liability (P.D.) Direct Premiums Received	Auto Liability (P.D.) Direct Losses Paid	Auto Liability (B.I.) Direct Premiums Received	Auto Liability (B.I.) Direct Losses Paid
DOMESTIC:				
Manufacturers and Wholesalers Ind. Exch.....	\$ 26,110	\$ 10,036	\$ 122,695	\$ 153,837
FOREIGN:				
American Reciprocal Insurances	---	---	---	---
Canners Exchange, Warners Inter-Ins. Bureau.....	---	---	---	---
Casualty Indemnity Exchange	101	---	---	---
Casualty Reciprocal Exchange.....	622	314	3,067	4,061
Consolidated Underwriters	145	---	25,369	13,003
Druggists Indemnity Exchange.....	---	---	---	---
Farmers Insurance Exchange.....	5,293	867	1,363,887	602,798
Fire Insurance Exchange.....	---	---	---	---
Lumbermen's Underwriting Alliance.....	---	---	---	---
National Insurance Underwriters.....	---	---	934	---
Reciprocal Exchange	231	94	---	---
State Automobile & Casualty Underwriters.....	116,154	66,309	185,298	136,615
Truck Insurance Exchange.....	232,656	130,556	432,075	203,128
United Services Automobile Association.....	45,742	463	90,706	23
Universal Underwriters	---	---	---	---
Warners Reciprocal Insurers.....	---	---	---	---
Totals	\$ 427,054	\$ 208,639	\$ 2,224,031	\$ 1,113,465

EXCHANGES — COLORADO BUSINESS FOR YEAR 1964
LOSSES PAID — BY CLASSIFICATION

Auto Physical Direct Premiums Received	Damage Direct Losses Paid	Liability		All Other Direct Premiums Received	Direct Losses Paid	TOTAL ALL TABLES	
		Other Than Direct Premiums Received	Auto (P.D.) Direct Losses Paid			Direct Premiums Received	Direct Losses Paid
\$ 140,546	\$ 77,174	\$ 76,238	\$ 45,871	\$ 36,387	\$ 7,156	\$ 462,046	\$ 301,527
----	----	----	----	----	----	20,826	70
----	----	----	----	----	----	66,367	8,256
----	----	----	----	2	----	226	----
2,886	1,720	2,544	5,855	377	829	141,624	78,075
26,204	16,274	15,417	5,291	----	----	92,798	50,416
----	----	----	----	----	----	145	----
2,035,309	1,024,529	641,829	488,672	500,505	210,742	4,569,629	2,332,768
----	----	----	----	334	91	568,553	153,001
----	----	----	----	----	----	97,885	50,921
2,195	1,008	653	----	55,974	14,702	59,334	15,710
439	----	----	----	----	----	29,668	14,982
229,141	113,002	5,485	1,553	29,084	9,289	668,275	357,968
255,481	166,114	32,691	16,723	31,397	10,735	1,357,250	837,681
108,497	3,538	----	----	----	----	257,943	4,024
153,225	51,609	----	----	21,493	2,932	252,974	146,421
----	----	----	----	----	----	10,859	----
<u>\$ 2,953,923</u>	<u>\$ 1,454,968</u>	<u>\$ 774,857</u>	<u>\$ 563,965</u>	<u>\$ 675,553</u>	<u>\$ 256,476</u>	<u>\$ 8,656,402</u>	<u>\$ 4,351,830</u>

TABLE 1 — FRATERNAL INSURANCE SOCIETIES

Corporate Name of Society	Home Office	Location	Incorporated	Admitted to Colorado
Domestic Societies:				
American Woodmen, The Supreme Camp of The	Denver, Colorado	2100 Downing St.	April, 1901	September, 1901
Sociedad Proteccion Mutua de Trabajadores Unidos	Antonito, Colorado	Main St.	September, 1910	May, 1942
Western Slavonic Association, The	Denver, Colorado	4676 Washington St.	October, 1908	May, 1912
Woodmen of the World	Denver, Colorado	1450 Speer Blvd.	January, 1891	June, 1890
Foreign Societies:				
Aid Association for Lutherans	Appleton, Wis.	222 W. College Ave.	November, 1902	October, 1922
American Fraternal Union	Ely, Minn.	4th Ave. E. & Harvey St.	December, 1900	April, 1915
American Slovenian Catholic Union (K.S.K.J.)	Joliet, Illinois	351-53 No. Chicago St.	January, 1898	April, 1915
Catholic Order of Foresters	Chicago, Ill.	305 W. Madison St.	May, 1883	November, 1956
Croatian Fraternal Union of America	Pittsburgh, Pa.	Kingston & Delaney Dr.	May, 1897	April, 1912
Czechoslovak Society of America	Cicero, Ill.	2138 S. 61st Court	March, 1911	October, 1957
First Catholic Slovak Union of the United States of America, The	Cleveland, Ohio	3289 E. 55th St.	January, 1892	April, 1949
Independent Order of Foresters, The	Toronto, Ont., Canada	590 Jarvis St.	May, 1889	1902
Knights of Columbus	New Haven, Conn.	71 Meadow St.	March, 1882	October, 1901
Ladies' Catholic Benevolent Association	Erie, Pa.	305 W. Sixth St.	June, 1890	May, 1911
Lutheran Brotherhood	Minneapolis, Minn.	701 Second Ave. South	June, 1917	August, 1930
Modern Woodmen of America	Rock Island, Ill.	1504 Third Ave.	May, 1884	February, 1902
National Fraternal Society of the Deaf	Oak Park, Ill.	6701 W. North Ave.	December, 1907	April, 1918
National Slovak Society of the United States of America, The	Pittsburgh, Pa.	516-518 Court Pl.	December, 1894	August, 1910
Neighbors of Woodcraft	Portland, Oregon	1410 S.W. Morrison St.	September, 1905	April, 1897
Order of United Commercial Travelers of America, The	Columbus, Ohio	632 N. Park St.	October, 1890	December, 1905
Police and Firemen's Insurance Assn.	Indianapolis, Ind.	221 E. Ohio St.	April, 1913	August, 1936
Polish National Alliance of the United States of North America	Chicago, Ill.	1514 W. Division St.	1896	May, 1909

Royal Arcanum, Supreme Council of The	Boston, Mass.	61 Batterymarch St.	November, 1877	September, 1901
Royal League	Berwyn, Ill.	6501 W. Roosevelt Rd.	October, 1883	September, 1901
Royal Neighbors of America	Rock Island, Ill.	230 16th St.	March, 1895	September, 1901
Slovene National Benefit Society	Chicago, Ill.	2657-59 S. L'ndale Ave.	June, 1907	May, 1913
Standard Life Association, The	Lawrence, Kansas	8th & Vermont Sts.	February, 1894	April, 1902
Travelers Protective Association of America, The	St. Louis, Mo.	3755 Lindell Blvd.	June, 1890	July, 1910
United Federation of Postal Clerks' Benefit Association	Portsmouth, N. H.	Court & Middle Sts.	December, 1898	October, 1913
Western Bohemian Fraternal Assn.	Cedar Rapids, Iowa	1900 First Ave. N.E.	June, 1897	December, 1938
Woman's Benefit Association	Port Huron, Mich.	W.B.A. Bldg.	April, 1897	September, 1901
Women's Catholic Order of Foresters, The	Chicago, Ill.	59 East Van Buren St.	January, 1894	1904
¹⁴ Woodmen Circle, Supreme Forest	Omaha, Nebr.	3303 Farnam St.	September, 1895	April, 1920
Workmen's Circle, The	New York, N. Y.	175 E. Broadway	November, 1905	October, 1918

¹⁴Merged with and into World Life Insurance Society, Omaha, Nebraska, NOT licensed in Colorado. Effective December 31, 1964.

**TABLE 2 — FRATERNAL
Financial Statement**

Name of Society	Assets	Liabilities	Guaranty and Unassigned Funds	Total Income
DOMESTIC:				
American Woodmen, Supreme Camp of.....	\$ 9,593,844	\$ 7,985,031	\$ 1,608,813	\$ 1,027,083
Sociedad Prot. Mut. de Trabajadores Unidos.....	181,792	124,163	57,629	26,217
Western Slavonic Association.....	2,705,644	1,709,166	996,478	398,458
Woodmen of the World.....	17,786,726	16,583,358	1,203,368	2,803,845
FOREIGN:				
Aid Association for Lutherans.....	495,033,389	450,695,539	44,337,850	90,557,690
American Fraternal Union.....	8,815,103	6,746,445	2,068,658	1,031,284
American Slovenian Catholic Union (K.S.K.J.).....	15,693,304	13,282,568	2,410,736	1,811,893
Catholic Order of Foresters.....	86,477,074	71,415,677	15,061,397	9,302,735
Croatian Fraternal Union of America.....	34,117,832	31,077,426	3,040,406	4,589,510
Czechoslovak Society of America.....	20,669,405	18,173,998	2,495,407	2,543,251
First Catholic Slovak Union of the U.S.A.....	28,871,035	25,697,173	3,173,862	2,900,609
The Independent Order of Foresters.....	156,594,043	131,432,783	25,161,260	40,155,966
Knights of Columbus.....	257,997,228	217,155,307	40,841,921	46,111,922
Ladies' Catholic Benevolent Association.....	32,572,892	21,717,537	11,855,355	3,865,914
Lutheran Brotherhood.....	300,736,981	272,837,836	27,899,145	65,872,658
Modern Woodmen of America.....	252,417,949	214,863,436	37,554,513	30,663,451
National Fraternal Society of the Deaf.....	5,288,900	4,013,125	1,275,775	440,275
National Slovak Society of the U. S. of A.....	9,277,305	8,447,137	680,168	821,316
Neighbors of Woodcraft.....	18,685,807	14,715,833	208,962	1,534,091
Order of United Commercial Travelers of America.....	11,517,289	3,027,621	8,489,667	5,587,959
Police and Firemen's Insurance Association.....	7,625,118	3,200,912	4,424,206	1,610,865
Polish National Alliance of the U. S. of No. America.....	121,656,943	112,347,822	9,309,121	14,298,890
Royal Arcanum, Supreme Council of the.....	27,330,348	18,836,033	8,494,315	2,389,807
Royal League.....	4,978,410	4,393,552	584,858	449,839
Royal Neighbors of America.....	198,437,318	170,477,268	27,960,050	18,509,377
Slovene National Benefit Society.....	25,003,303	18,591,286	6,412,017	2,545,886
Standard Life Association, The.....	12,603,807	11,111,543	1,492,264	1,544,656
Travelers Protective Association of America.....	7,822,791	1,243,348	6,579,443	2,158,956
United Federation of Postal Clerks' Benefit Ass'n.....	913,778	98,208	815,570	314,750
Western Bohemian Fraternal Association.....	28,391,549	25,600,510	2,791,039	2,754,398
Woman's Benefit Association.....	77,900,929	63,685,346	14,215,583	6,842,060
Women's Catholic Order of Foresters.....	36,382,450	27,663,792	8,618,658	2,735,242
Woodmen Circle, Supreme Forest.....	58,214,189	49,669,022	8,545,167	5,646,456
Workmen's Circle.....	12,577,826	8,319,810	4,258,016	1,529,788

BENEFIT SOCIETIES

Certificate Exhibit

COLORADO BUSINESS						
Total Disbursements	Increase or Decrease in Surplus	Total Amount of Certificates in Force	Written Revived and Increased During Year	In Force End of Year	Total Assessments Received	Benefits Paid
\$ 1,073,073	\$ —35,588	\$ 24,511,267	\$ 55,578	\$ 659,758	\$ 17,766	\$ 18,334
24,343	2,545	581,760	10,000	219,790	9,058	5,938
312,397	64,955	8,315,532	596,048	5,754,681	148,930	65,887
3,204,940	1,336	83,246,060	1,196,920	6,925,841	163,643	133,873
73,632,902	4,360,448	2,959,120,671	----	44,307,410	754,623	66,031
889,895	77,301	21,638,595	70,775	1,574,949	35,619	24,716
1,564,839	135,874	39,537,998	103,500	2,934,624	72,473	48,427
7,162,431	1,199,678	263,431,679	8,250	50,250	2,112	-----
4,281,028	7,673	96,076,990	52,100	1,650,899	42,866	26,065
2,210,025	175,528	56,482,970	7,000	180,931	7,808	1,500
2,744,029	81,983	112,979,447	1,278	46,778	715	2,000
33,718,094	1,744,969	1,285,051,480	1,251,511	7,594,540	184,144	21,343
37,549,757	5,806,108	1,383,167,876	2,360,965	12,736,830	289,382	63,649
3,076,694	—1,529,279	62,491,782	4,000	233,164	2,784	7,869
53,585,583	3,716,505	2,090,247,319	2,933,285	17,004,754	308,487	57,735
24,056,838	802,909	772,686,907	1,418,296	11,951,965	248,084	168,274
303,938	75,876	8,243,020	6,000	93,604	2,167	---
739,348	46,764	23,694,850	2,000	126,853	1,823	1,000
1,323,440	208,962	31,338,014	43,500	2,916,391	96,433	84,801
5,366,944	207,421	-----	accident only	-----	15,611	23,247
1,232,232	333,918	10,167,187	13,000	164,813	3,393	1,750
12,735,682	1,002,474	290,428,133	2,000	308,019	6,769	4,000
2,169,305	20,364	49,427,373	5,000	791,154	16,135	13,402
494,518	77,329	12,367,376	1,000	260,414	3,500	-----
13,037,587	2,880,818	471,277,493	1,004,605	11,970,875	224,955	100,360
2,023,758	193,170	53,724,350	75,500	1,985,541	60,759	46,210
1,357,623	40,557	45,045,951	53,500	315,202	7,477	5,420
1,877,294	167,094	-----	accident only	-----	37,669	21,488
303,080	20,872	121,475,000	70,000	1,045,000	2,486	2,381
2,436,747	37,393	73,776,676	-----	208,493	4,045	1,500
4,894,109	864,625	127,995,659	20,000	2,087,558	37,787	36,603
2,273,211	341,625	74,604,666	-----	154,479	1,962	4,815
5,295,095	170,807	120,489,369	57,532	736,822	22,594	4,792
1,164,369	281,641	13,903,686	-----	500	10	-----
			\$ 11,423,143	\$ 136,992,882	\$ 2,834,069	\$ 1,063,410

RECEIVED

JUN 30 1998

STATE PUBLICATIONS
Colorado State Library