


COLORADO DEPARTMENT OF EDUCATION
FALL 2007 PUPIL MEMBERSHIP BY DISTRICT, SCHOOL, GRADE, RACE/ETHNICITY, AND GENDER

District Code	DISTRICT	School Code	SCHOOL	GRADE	AMERICAN	ASIAN OR	BLACK (NOT	WHITE (NOT		Total	Total	
					INDIAN OR ALASKAN NATIVE	PACIFIC ISLANDER	HISPANIC)	HISPANIC	HISPANIC)		Minority	% Minority
0010	MAPLETON 1	0187	MAPLETON EXPEDITIONARY SCHOOL OF THE ARTS	7TH	2	3	4	57	35	101	66	65.35%
0010	MAPLETON 1	0187	MAPLETON EXPEDITIONARY SCHOOL OF THE ARTS	8TH	3	3	4	51	40	101	61	60.40%
0010	MAPLETON 1	0187	MAPLETON EXPEDITIONARY SCHOOL OF THE ARTS	9TH	2	2	1	57	32	94	62	65.96%
0010	MAPLETON 1	0187	MAPLETON EXPEDITIONARY SCHOOL OF THE ARTS	10TH	0	1	2	45	26	74	48	64.86%
0010	MAPLETON 1	0187	MAPLETON EXPEDITIONARY SCHOOL OF THE ARTS	11TH	2	2	0	26	31	61	30	49.18%
0010	MAPLETON 1	0187	MAPLETON EXPEDITIONARY SCHOOL OF THE ARTS	12TH	1	3	0	24	18	46	28	60.87%
0010	MAPLETON 1	0187	MAPLETON EXPEDITIONARY SCHOOL OF THE ARTS	SCHOOL T	10	14	11	260	182	477	295	61.84%
0010	MAPLETON 1	0212	FRONT RANGE EARLY COLLEGE	9TH	1	1	0	9	19	30	11	36.67%
0010	MAPLETON 1	0212	FRONT RANGE EARLY COLLEGE	10TH	1	1	1	18	11	32	21	65.63%
0010	MAPLETON 1	0212	FRONT RANGE EARLY COLLEGE	11TH	0	0	0	16	10	26	16	61.54%
0010	MAPLETON 1	0212	FRONT RANGE EARLY COLLEGE	12TH	0	0	4	12	5	21	16	76.19%
0010	MAPLETON 1	0212	FRONT RANGE EARLY COLLEGE	SCHOOL T	2	2	5	55	45	109	64	58.72%
0010	MAPLETON 1	0221	WELBY NEW TECHNOLOGY	9TH	2	1	2	74	21	100	79	79.00%
0010	MAPLETON 1	0221	WELBY NEW TECHNOLOGY	10TH	3	4	1	52	28	88	60	68.18%
0010	MAPLETON 1	0221	WELBY NEW TECHNOLOGY	11TH	1	0	1	44	19	65	46	70.77%
0010	MAPLETON 1	0221	WELBY NEW TECHNOLOGY	12TH	0	5	0	17	11	33	22	66.67%
0010	MAPLETON 1	0221	WELBY NEW TECHNOLOGY	SCHOOL T	6	10	4	187	79	286	207	72.38%
0010	MAPLETON 1	0263	GLOBAL LEADERSHIP ACADEMY	HALF DAY	0	1	0	18	2	21	19	90.48%
0010	MAPLETON 1	0263	GLOBAL LEADERSHIP ACADEMY	1ST	1	0	1	23	3	28	25	89.29%
0010	MAPLETON 1	0263	GLOBAL LEADERSHIP ACADEMY	2ND	0	0	0	22	3	25	22	88.00%
0010	MAPLETON 1	0263	GLOBAL LEADERSHIP ACADEMY	3RD	0	0	0	13	5	18	13	72.22%
0010	MAPLETON 1	0263	GLOBAL LEADERSHIP ACADEMY	4TH	0	0	0	15	7	22	15	68.18%
0010	MAPLETON 1	0263	GLOBAL LEADERSHIP ACADEMY	5TH	0	0	0	18	4	22	18	81.82%
0010	MAPLETON 1	0263	GLOBAL LEADERSHIP ACADEMY	6TH	0	0	0	15	5	20	15	75.00%
0010	MAPLETON 1	0263	GLOBAL LEADERSHIP ACADEMY	7TH	0	0	0	38	13	51	38	74.51%
0010	MAPLETON 1	0263	GLOBAL LEADERSHIP ACADEMY	8TH	1	0	0	32	8	41	33	80.49%
0010	MAPLETON 1	0263	GLOBAL LEADERSHIP ACADEMY	9TH	0	0	0	39	8	47	39	82.98%
0010	MAPLETON 1	0263	GLOBAL LEADERSHIP ACADEMY	10TH	0	1	0	16	4	21	17	80.95%
0010	MAPLETON 1	0263	GLOBAL LEADERSHIP ACADEMY	11TH	0	1	1	10	5	17	12	70.59%
0010	MAPLETON 1	0263	GLOBAL LEADERSHIP ACADEMY	12TH	0	0	0	14	6	20	14	70.00%
0010	MAPLETON 1	0263	GLOBAL LEADERSHIP ACADEMY	SCHOOL T	2	3	2	273	73	353	280	79.32%
0010	MAPLETON 1	0309	SKYVIEW ACADEMY HIGH SCHOOL	9TH	1	7	1	48	24	81	57	70.37%
0010	MAPLETON 1	0309	SKYVIEW ACADEMY HIGH SCHOOL	10TH	0	3	1	62	24	90	66	73.33%
0010	MAPLETON 1	0309	SKYVIEW ACADEMY HIGH SCHOOL	11TH	0	2	3	34	17	56	39	69.64%
0010	MAPLETON 1	0309	SKYVIEW ACADEMY HIGH SCHOOL	12TH	2	7	1	50	41	101	60	59.41%
0010	MAPLETON 1	0309	SKYVIEW ACADEMY HIGH SCHOOL	SCHOOL T	3	19	6	194	106	328	222	67.68%
0010	MAPLETON 1	0311	MAPLETON PREPARATORY HIGH SCHOOL	9TH	0	0	0	8	7	15	8	53.33%
0010	MAPLETON 1	0311	MAPLETON PREPARATORY HIGH SCHOOL	10TH	1	0	1	17	7	26	19	73.08%
0010	MAPLETON 1	0311	MAPLETON PREPARATORY HIGH SCHOOL	11TH	1	1	1	10	10	23	13	56.52%
0010	MAPLETON 1	0311	MAPLETON PREPARATORY HIGH SCHOOL	12TH	1	2	1	7	12	23	11	47.83%
0010	MAPLETON 1	0311	MAPLETON PREPARATORY HIGH SCHOOL	SCHOOL T	3	3	3	42	36	87	51	58.62%
0010	MAPLETON 1	0501	MONTEREY COMMUNITY SCHOOL	HALF DAY	0	0	1	29	9	39	30	76.92%
0010	MAPLETON 1	0501	MONTEREY COMMUNITY SCHOOL	1ST	0	2	3	32	9	46	37	80.43%
0010	MAPLETON 1	0501	MONTEREY COMMUNITY SCHOOL	2ND	1	1	0	43	10	55	45	81.82%
0010	MAPLETON 1	0501	MONTEREY COMMUNITY SCHOOL	3RD	0	1	1	37	17	56	39	69.64%
0010	MAPLETON 1	0501	MONTEREY COMMUNITY SCHOOL	4TH	1	0	0	31	14	46	32	69.57%
0010	MAPLETON 1	0501	MONTEREY COMMUNITY SCHOOL	5TH	1	1	1	27	13	43	30	69.77%
0010	MAPLETON 1	0501	MONTEREY COMMUNITY SCHOOL	6TH	2	2	0	31	19	54	35	64.81%
0010	MAPLETON 1	0501	MONTEREY COMMUNITY SCHOOL	7TH	1	0	1	21	6	29	23	79.31%
0010	MAPLETON 1	0501	MONTEREY COMMUNITY SCHOOL	8TH	1	1	0	16	11	29	18	62.07%
0010	MAPLETON 1	0501	MONTEREY COMMUNITY SCHOOL	SCHOOL T	7	8	7	267	108	397	289	72.80%
0010	MAPLETON 1	0502	MEADOW COMMUNITY SCHOOL	HALF DAY	0	2	1	33	13	49	36	73.47%
0010	MAPLETON 1	0502	MEADOW COMMUNITY SCHOOL	1ST	0	5	0	35	14	54	40	74.07%
0010	MAPLETON 1	0502	MEADOW COMMUNITY SCHOOL	2ND	1	1	0	27	12	41	29	70.73%
0010	MAPLETON 1	0502	MEADOW COMMUNITY SCHOOL	3RD	0	3	3	25	14	45	31	68.89%
0010	MAPLETON 1	0502	MEADOW COMMUNITY SCHOOL	4TH	1	5	1	33	12	52	40	76.92%
0010	MAPLETON 1	0502	MEADOW COMMUNITY SCHOOL	5TH	0	3	4	30	10	47	37	78.72%
0010	MAPLETON 1	0502	MEADOW COMMUNITY SCHOOL	6TH	1	4	2	32	9	48	39	81.25%
0010	MAPLETON 1	0502	MEADOW COMMUNITY SCHOOL	7TH	1	2	1	28	10	42	32	76.19%
0010	MAPLETON 1	0502	MEADOW COMMUNITY SCHOOL	8TH	0	0	1	15	9	25	16	64.00%
0010	MAPLETON 1	0502	MEADOW COMMUNITY SCHOOL	SCHOOL T	4	25	13	258	103	403	300	74.44%
0010	MAPLETON 1	0503	YORK INTERNATIONAL	HALF DAY	0	1	0	25	10	36	26	72.22%
0010	MAPLETON 1	0503	YORK INTERNATIONAL	KINDERG/	0	0	0	12	3	15	12	80.00%




COLORADO DEPARTMENT OF EDUCATION
FALL 2007 PUPIL MEMBERSHIP BY DISTRICT, SCHOOL, GRADE, RACE/ETHNICITY, AND GENDER

District Code	DISTRICT	School Code	SCHOOL	GRADE	AMERICAN	ASIAN OR	BLACK (NOT	WHITE (NOT		Total	Total	
					INDIAN OR ALASKAN NATIVE	PACIFIC ISLANDER	HISPANIC)	HISPANIC	HISPANIC)		Minority	% Minority
0010	MAPLETON 1	0503	YORK INTERNATIONAL	1ST	0	2	0	37	12	51	39	76.47%
0010	MAPLETON 1	0503	YORK INTERNATIONAL	2ND	0	0	3	33	14	50	36	72.00%
0010	MAPLETON 1	0503	YORK INTERNATIONAL	3RD	1	3	3	31	14	52	38	73.08%
0010	MAPLETON 1	0503	YORK INTERNATIONAL	4TH	0	1	2	36	17	56	39	69.64%
0010	MAPLETON 1	0503	YORK INTERNATIONAL	5TH	1	1	2	38	11	53	42	79.25%
0010	MAPLETON 1	0503	YORK INTERNATIONAL	6TH	2	2	1	29	23	57	34	59.65%
0010	MAPLETON 1	0503	YORK INTERNATIONAL	7TH	0	2	3	34	20	59	39	66.10%
0010	MAPLETON 1	0503	YORK INTERNATIONAL	8TH	0	1	1	32	19	53	34	64.15%
0010	MAPLETON 1	0503	YORK INTERNATIONAL	9TH	0	2	1	38	17	58	41	70.69%
0010	MAPLETON 1	0503	YORK INTERNATIONAL	10TH	0	0	0	0	1	1	0	0.00%
0010	MAPLETON 1	0503	YORK INTERNATIONAL	11TH	0	0	1	0	4	5	1	20.00%
0010	MAPLETON 1	0503	YORK INTERNATIONAL	12TH	0	1	1	4	7	13	6	46.15%
0010	MAPLETON 1	0503	YORK INTERNATIONAL	SCHOOL T	4	16	18	349	172	559	387	69.23%
0010	MAPLETON 1	0504	HIGHLAND MONTESSORI SCHOOL	PK	1	1	2	30	9	43	34	79.07%
0010	MAPLETON 1	0504	HIGHLAND MONTESSORI SCHOOL	HALF DAY	2	3	0	22	20	47	27	57.45%
0010	MAPLETON 1	0504	HIGHLAND MONTESSORI SCHOOL	1ST	1	1	1	12	14	29	15	51.72%
0010	MAPLETON 1	0504	HIGHLAND MONTESSORI SCHOOL	2ND	0	0	1	12	10	23	13	56.52%
0010	MAPLETON 1	0504	HIGHLAND MONTESSORI SCHOOL	3RD	0	0	0	11	5	16	11	68.75%
0010	MAPLETON 1	0504	HIGHLAND MONTESSORI SCHOOL	SCHOOL T	4	5	4	87	58	158	100	63.29%
0010	MAPLETON 1	0505	ACHIEVE ACADEMY	HALF DAY	0	2	0	27	2	31	29	93.55%
0010	MAPLETON 1	0505	ACHIEVE ACADEMY	1ST	0	1	0	33	9	43	34	79.07%
0010	MAPLETON 1	0505	ACHIEVE ACADEMY	2ND	0	4	2	28	6	40	34	85.00%
0010	MAPLETON 1	0505	ACHIEVE ACADEMY	3RD	1	0	0	35	10	46	36	78.26%
0010	MAPLETON 1	0505	ACHIEVE ACADEMY	4TH	0	3	1	34	10	48	38	79.17%
0010	MAPLETON 1	0505	ACHIEVE ACADEMY	5TH	0	2	0	28	11	41	30	73.17%
0010	MAPLETON 1	0505	ACHIEVE ACADEMY	6TH	1	2	0	34	16	53	37	69.81%
0010	MAPLETON 1	0505	ACHIEVE ACADEMY	7TH	2	2	0	30	12	46	34	73.91%
0010	MAPLETON 1	0505	ACHIEVE ACADEMY	8TH	0	2	0	23	12	37	25	67.57%
0010	MAPLETON 1	0505	ACHIEVE ACADEMY	SCHOOL T	4	18	3	272	88	385	297	77.14%
0010	MAPLETON 1	0506	EXPLORE ELEMENTARY	HALF DAY	0	0	0	21	18	39	21	53.85%
0010	MAPLETON 1	0506	EXPLORE ELEMENTARY	1ST	0	0	2	27	21	50	29	58.00%
0010	MAPLETON 1	0506	EXPLORE ELEMENTARY	2ND	0	0	2	25	24	51	27	52.94%
0010	MAPLETON 1	0506	EXPLORE ELEMENTARY	3RD	0	0	1	30	15	46	31	67.39%
0010	MAPLETON 1	0506	EXPLORE ELEMENTARY	4TH	0	1	1	28	26	56	30	53.57%
0010	MAPLETON 1	0506	EXPLORE ELEMENTARY	5TH	0	1	2	18	20	41	21	51.22%
0010	MAPLETON 1	0506	EXPLORE ELEMENTARY	6TH	2	0	0	24	9	35	26	74.29%
0010	MAPLETON 1	0506	EXPLORE ELEMENTARY	SCHOOL T	2	2	8	173	133	318	185	58.18%
0010	MAPLETON 1	0507	ADVENTURE ELEMENTARY	HALF DAY	0	0	1	29	4	34	30	88.24%
0010	MAPLETON 1	0507	ADVENTURE ELEMENTARY	1ST	0	0	0	41	4	45	41	91.11%
0010	MAPLETON 1	0507	ADVENTURE ELEMENTARY	2ND	2	1	1	28	7	39	32	82.05%
0010	MAPLETON 1	0507	ADVENTURE ELEMENTARY	3RD	0	0	0	35	6	41	35	85.37%
0010	MAPLETON 1	0507	ADVENTURE ELEMENTARY	4TH	0	0	0	31	7	38	31	81.58%
0010	MAPLETON 1	0507	ADVENTURE ELEMENTARY	5TH	1	1	1	37	11	51	40	78.43%
0010	MAPLETON 1	0507	ADVENTURE ELEMENTARY	6TH	0	0	0	20	6	26	20	76.92%
0010	MAPLETON 1	0507	ADVENTURE ELEMENTARY	SCHOOL T	3	2	3	221	45	274	229	83.58%
0010	MAPLETON 1	0508	ENRICHMENT ACADEMY	HALF DAY	0	0	0	31	1	32	31	96.88%
0010	MAPLETON 1	0508	ENRICHMENT ACADEMY	1ST	0	1	0	25	8	34	26	76.47%
0010	MAPLETON 1	0508	ENRICHMENT ACADEMY	2ND	0	0	0	32	4	36	32	88.89%
0010	MAPLETON 1	0508	ENRICHMENT ACADEMY	3RD	0	0	1	36	2	39	37	94.87%
0010	MAPLETON 1	0508	ENRICHMENT ACADEMY	4TH	1	0	0	25	5	31	26	83.87%
0010	MAPLETON 1	0508	ENRICHMENT ACADEMY	5TH	0	0	0	26	1	27	26	96.30%
0010	MAPLETON 1	0508	ENRICHMENT ACADEMY	6TH	0	2	0	26	5	33	28	84.85%
0010	MAPLETON 1	0508	ENRICHMENT ACADEMY	SCHOOL T	1	3	1	201	26	232	206	88.79%
0010	MAPLETON 1	0509	CLAYTON PARTNERSHIP SCHOOL	HALF DAY	1	3	1	30	9	44	35	79.55%
0010	MAPLETON 1	0509	CLAYTON PARTNERSHIP SCHOOL	1ST	1	3	0	29	20	53	33	62.26%
0010	MAPLETON 1	0509	CLAYTON PARTNERSHIP SCHOOL	2ND	0	1	3	19	7	30	23	76.67%
0010	MAPLETON 1	0509	CLAYTON PARTNERSHIP SCHOOL	3RD	0	1	0	35	14	50	36	72.00%
0010	MAPLETON 1	0509	CLAYTON PARTNERSHIP SCHOOL	4TH	1	2	3	31	14	51	37	72.55%
0010	MAPLETON 1	0509	CLAYTON PARTNERSHIP SCHOOL	5TH	2	1	1	32	15	51	36	70.59%
0010	MAPLETON 1	0509	CLAYTON PARTNERSHIP SCHOOL	6TH	1	3	3	25	21	53	32	60.38%
0010	MAPLETON 1	0509	CLAYTON PARTNERSHIP SCHOOL	7TH	0	1	1	15	11	28	17	60.71%
0010	MAPLETON 1	0509	CLAYTON PARTNERSHIP SCHOOL	8TH	2	4	2	25	6	39	33	84.62%
0010	MAPLETON 1	0509	CLAYTON PARTNERSHIP SCHOOL	SCHOOL T	8	19	14	241	117	399	282	70.68%




COLORADO DEPARTMENT OF EDUCATION
FALL 2007 PUPIL MEMBERSHIP BY DISTRICT, SCHOOL, GRADE, RACE/ETHNICITY, AND GENDER

District Code	DISTRICT	School Code	SCHOOL	GRADE	AMERICAN INDIAN OR ALASKAN NATIVE	ASIAN OR PACIFIC ISLANDER	BLACK (NOT HISPANIC)	HISPANIC	WHITE (NOT HISPANIC)	Total	Total	
											Minority	% Minority
0010	MAPLETON 1	5539	MAPLETON EARLY LEARNING CENTER	PK	4	8	4	169	79	264	185	70.08%
0010	MAPLETON 1	5539	MAPLETON EARLY LEARNING CENTER	HALF DAY	1	2	0	10	7	20	13	65.00%
0010	MAPLETON 1	5539	MAPLETON EARLY LEARNING CENTER	KINDERG/	0	0	1	11	3	15	12	80.00%
0010	MAPLETON 1	5539	MAPLETON EARLY LEARNING CENTER	SCHOOL T	5	10	5	190	89	299	210	70.23%
0010	MAPLETON 1	9036	VALLEY VIEW ELEMENTARY	HALF DAY	1	0	0	23	14	38	24	63.16%
0010	MAPLETON 1	9036	VALLEY VIEW ELEMENTARY	1ST	3	1	0	31	12	47	35	74.47%
0010	MAPLETON 1	9036	VALLEY VIEW ELEMENTARY	2ND	2	1	1	28	18	50	32	64.00%
0010	MAPLETON 1	9036	VALLEY VIEW ELEMENTARY	3RD	0	4	0	30	14	48	34	70.83%
0010	MAPLETON 1	9036	VALLEY VIEW ELEMENTARY	4TH	1	1	0	30	19	51	32	62.75%
0010	MAPLETON 1	9036	VALLEY VIEW ELEMENTARY	5TH	0	1	0	28	17	46	29	63.04%
0010	MAPLETON 1	9036	VALLEY VIEW ELEMENTARY	6TH	0	1	0	34	19	54	35	64.81%
0010	MAPLETON 1	9036	VALLEY VIEW ELEMENTARY	7TH	2	1	1	33	16	53	37	69.81%
0010	MAPLETON 1	9036	VALLEY VIEW ELEMENTARY	8TH	0	0	0	27	15	42	27	64.29%
0010	MAPLETON 1	9036	VALLEY VIEW ELEMENTARY	SCHOOL T	9	10	2	264	144	429	285	66.43%
0010	MAPLETON 1		DISTRICT TOTAL		77	169	109	3,534	1,604	5,493	3,889	70.80%
0020	ADAMS 12 FIVE STAR SCHOOLS	0000	NOT IN A SCHOOL	6TH	0	0	0	1	0	1	1	100.00%
0020	ADAMS 12 FIVE STAR SCHOOLS	0000	NOT IN A SCHOOL	7TH	0	0	2	2	0	4	4	100.00%
0020	ADAMS 12 FIVE STAR SCHOOLS	0000	NOT IN A SCHOOL	8TH	0	0	0	0	1	1	0	0.00%
0020	ADAMS 12 FIVE STAR SCHOOLS	0000	NOT IN A SCHOOL	SCHOOL T	0	0	2	3	1	6	5	83.33%
0020	ADAMS 12 FIVE STAR SCHOOLS	0014	GLACIER PEAK ELEMENTARY SCHOOL	HALF DAY	3	4	3	29	49	88	39	44.32%
0020	ADAMS 12 FIVE STAR SCHOOLS	0014	GLACIER PEAK ELEMENTARY SCHOOL	1ST	1	11	1	25	63	101	38	37.62%
0020	ADAMS 12 FIVE STAR SCHOOLS	0014	GLACIER PEAK ELEMENTARY SCHOOL	2ND	1	4	4	31	45	85	40	47.06%
0020	ADAMS 12 FIVE STAR SCHOOLS	0014	GLACIER PEAK ELEMENTARY SCHOOL	3RD	0	5	0	36	76	117	41	35.04%
0020	ADAMS 12 FIVE STAR SCHOOLS	0014	GLACIER PEAK ELEMENTARY SCHOOL	4TH	2	3	4	25	65	99	34	34.34%
0020	ADAMS 12 FIVE STAR SCHOOLS	0014	GLACIER PEAK ELEMENTARY SCHOOL	5TH	0	5	2	29	58	94	36	38.30%
0020	ADAMS 12 FIVE STAR SCHOOLS	0014	GLACIER PEAK ELEMENTARY SCHOOL	SCHOOL T	7	32	14	175	356	584	228	39.04%
0020	ADAMS 12 FIVE STAR SCHOOLS	0015	ACADEMY OF CHARTER SCHOOLS	HALF DAY	0	2	0	7	18	27	9	33.33%
0020	ADAMS 12 FIVE STAR SCHOOLS	0015	ACADEMY OF CHARTER SCHOOLS	KINDERG/	0	3	1	13	37	54	17	31.48%
0020	ADAMS 12 FIVE STAR SCHOOLS	0015	ACADEMY OF CHARTER SCHOOLS	1ST	2	3	1	21	54	81	27	33.33%
0020	ADAMS 12 FIVE STAR SCHOOLS	0015	ACADEMY OF CHARTER SCHOOLS	2ND	1	3	2	15	60	81	21	25.93%
0020	ADAMS 12 FIVE STAR SCHOOLS	0015	ACADEMY OF CHARTER SCHOOLS	3RD	1	6	1	22	52	82	30	36.59%
0020	ADAMS 12 FIVE STAR SCHOOLS	0015	ACADEMY OF CHARTER SCHOOLS	4TH	2	4	2	18	55	81	26	32.10%
0020	ADAMS 12 FIVE STAR SCHOOLS	0015	ACADEMY OF CHARTER SCHOOLS	5TH	1	3	4	18	54	80	26	32.50%
0020	ADAMS 12 FIVE STAR SCHOOLS	0015	ACADEMY OF CHARTER SCHOOLS	6TH	0	3	2	22	54	81	27	33.33%
0020	ADAMS 12 FIVE STAR SCHOOLS	0015	ACADEMY OF CHARTER SCHOOLS	7TH	0	3	5	21	71	100	29	29.00%
0020	ADAMS 12 FIVE STAR SCHOOLS	0015	ACADEMY OF CHARTER SCHOOLS	8TH	0	6	5	20	79	110	31	28.18%
0020	ADAMS 12 FIVE STAR SCHOOLS	0015	ACADEMY OF CHARTER SCHOOLS	9TH	0	3	3	23	77	106	29	27.36%
0020	ADAMS 12 FIVE STAR SCHOOLS	0015	ACADEMY OF CHARTER SCHOOLS	10TH	1	2	3	26	70	102	32	31.37%
0020	ADAMS 12 FIVE STAR SCHOOLS	0015	ACADEMY OF CHARTER SCHOOLS	11TH	1	2	1	24	56	84	28	33.33%
0020	ADAMS 12 FIVE STAR SCHOOLS	0015	ACADEMY OF CHARTER SCHOOLS	12TH	1	2	2	13	70	88	18	20.45%
0020	ADAMS 12 FIVE STAR SCHOOLS	0015	ACADEMY OF CHARTER SCHOOLS	SCHOOL T	10	45	32	263	807	1,157	350	30.25%
0020	ADAMS 12 FIVE STAR SCHOOLS	0057	ROCKY TOP MIDDLE SCHOOL	6TH	3	20	6	55	256	340	84	24.71%
0020	ADAMS 12 FIVE STAR SCHOOLS	0057	ROCKY TOP MIDDLE SCHOOL	7TH	2	20	10	65	256	353	97	27.48%
0020	ADAMS 12 FIVE STAR SCHOOLS	0057	ROCKY TOP MIDDLE SCHOOL	8TH	3	14	11	55	206	289	83	28.72%
0020	ADAMS 12 FIVE STAR SCHOOLS	0057	ROCKY TOP MIDDLE SCHOOL	SCHOOL T	8	54	27	175	718	982	264	26.88%
0020	ADAMS 12 FIVE STAR SCHOOLS	0059	MERIDIAN ELEMENTARY SCHOOL	PK	0	4	3	3	23	33	10	30.30%
0020	ADAMS 12 FIVE STAR SCHOOLS	0059	MERIDIAN ELEMENTARY SCHOOL	HALF DAY	0	1	1	3	41	46	5	10.87%
0020	ADAMS 12 FIVE STAR SCHOOLS	0059	MERIDIAN ELEMENTARY SCHOOL	KINDERG/	0	4	1	3	40	48	8	16.67%
0020	ADAMS 12 FIVE STAR SCHOOLS	0059	MERIDIAN ELEMENTARY SCHOOL	1ST	0	10	1	6	87	104	17	16.35%
0020	ADAMS 12 FIVE STAR SCHOOLS	0059	MERIDIAN ELEMENTARY SCHOOL	2ND	1	9	3	11	83	107	24	22.43%
0020	ADAMS 12 FIVE STAR SCHOOLS	0059	MERIDIAN ELEMENTARY SCHOOL	3RD	0	5	1	6	103	115	12	10.43%
0020	ADAMS 12 FIVE STAR SCHOOLS	0059	MERIDIAN ELEMENTARY SCHOOL	4TH	0	2	1	6	85	94	9	9.57%
0020	ADAMS 12 FIVE STAR SCHOOLS	0059	MERIDIAN ELEMENTARY SCHOOL	5TH	0	3	5	14	70	92	22	23.91%
0020	ADAMS 12 FIVE STAR SCHOOLS	0059	MERIDIAN ELEMENTARY SCHOOL	SCHOOL T	1	38	16	52	532	639	107	16.74%
0020	ADAMS 12 FIVE STAR SCHOOLS	0210	VANTAGE POINT	9TH	0	1	0	20	17	38	21	55.26%
0020	ADAMS 12 FIVE STAR SCHOOLS	0210	VANTAGE POINT	10TH	1	0	0	29	32	62	30	48.39%
0020	ADAMS 12 FIVE STAR SCHOOLS	0210	VANTAGE POINT	11TH	3	1	0	21	42	67	25	37.31%
0020	ADAMS 12 FIVE STAR SCHOOLS	0210	VANTAGE POINT	12TH	1	3	1	37	51	93	42	45.16%
0020	ADAMS 12 FIVE STAR SCHOOLS	0210	VANTAGE POINT	SCHOOL T	5	5	1	107	142	260	118	45.38%
0020	ADAMS 12 FIVE STAR SCHOOLS	0301	ARAPAHOE RIDGE ELEMENTARY SCHOOL	HALF DAY	1	8	1	14	62	86	24	27.91%
0020	ADAMS 12 FIVE STAR SCHOOLS	0301	ARAPAHOE RIDGE ELEMENTARY SCHOOL	KINDERG/	0	0	2	1	21	24	3	12.50%
0020	ADAMS 12 FIVE STAR SCHOOLS	0301	ARAPAHOE RIDGE ELEMENTARY SCHOOL	1ST	1	8	2	20	80	111	31	27.93%
0020	ADAMS 12 FIVE STAR SCHOOLS	0301	ARAPAHOE RIDGE ELEMENTARY SCHOOL	2ND	0	1	4	19	71	95	24	25.26%



COLORADO DEPARTMENT OF EDUCATION
FALL 2007 PUPIL MEMBERSHIP BY DISTRICT, SCHOOL, GRADE, RACE/ETHNICITY, AND GENDER

District Code	DISTRICT	School Code	SCHOOL	GRADE	AMERICAN INDIAN OR ALASKAN NATIVE	ASIAN OR PACIFIC ISLANDER	BLACK (NOT HISPANIC)	HISPANIC	WHITE (NOT HISPANIC)	Total	Total Minority	% Minority
0020	ADAMS 12 FIVE STAR SCHOOLS	0301	ARAPAHOE RIDGE ELEMENTARY SCHOOL	3RD	1	8	0	21	83	113	30	26.55%
0020	ADAMS 12 FIVE STAR SCHOOLS	0301	ARAPAHOE RIDGE ELEMENTARY SCHOOL	4TH	1	6	3	23	83	116	33	28.45%
0020	ADAMS 12 FIVE STAR SCHOOLS	0301	ARAPAHOE RIDGE ELEMENTARY SCHOOL	5TH	0	9	4	22	64	99	35	35.35%
0020	ADAMS 12 FIVE STAR SCHOOLS	0301	ARAPAHOE RIDGE ELEMENTARY SCHOOL	SCHOOL T	4	40	16	120	464	644	180	27.95%
0020	ADAMS 12 FIVE STAR SCHOOLS	1020	BRIGHT HORIZONS PRE-KINDERGARTEN SCHOOL	PK	0	7	0	19	46	72	26	36.11%
0020	ADAMS 12 FIVE STAR SCHOOLS	1020	BRIGHT HORIZONS PRE-KINDERGARTEN SCHOOL	SCHOOL T	0	7	0	19	46	72	26	36.11%
0020	ADAMS 12 FIVE STAR SCHOOLS	1388	CENTENNIAL ELEMENTARY SCHOOL	PK	0	5	1	17	22	45	23	51.11%
0020	ADAMS 12 FIVE STAR SCHOOLS	1388	CENTENNIAL ELEMENTARY SCHOOL	HALF DAY	0	2	0	23	37	62	25	40.32%
0020	ADAMS 12 FIVE STAR SCHOOLS	1388	CENTENNIAL ELEMENTARY SCHOOL	KINDERG/	0	1	0	6	15	22	7	31.82%
0020	ADAMS 12 FIVE STAR SCHOOLS	1388	CENTENNIAL ELEMENTARY SCHOOL	1ST	1	4	1	20	51	77	26	33.77%
0020	ADAMS 12 FIVE STAR SCHOOLS	1388	CENTENNIAL ELEMENTARY SCHOOL	2ND	3	2	1	22	61	89	28	31.46%
0020	ADAMS 12 FIVE STAR SCHOOLS	1388	CENTENNIAL ELEMENTARY SCHOOL	3RD	0	1	1	25	68	95	27	28.42%
0020	ADAMS 12 FIVE STAR SCHOOLS	1388	CENTENNIAL ELEMENTARY SCHOOL	4TH	1	8	3	21	63	96	33	34.38%
0020	ADAMS 12 FIVE STAR SCHOOLS	1388	CENTENNIAL ELEMENTARY SCHOOL	5TH	2	6	1	19	44	72	28	38.89%
0020	ADAMS 12 FIVE STAR SCHOOLS	1388	CENTENNIAL ELEMENTARY SCHOOL	SCHOOL T	7	29	8	153	361	558	197	35.30%
0020	ADAMS 12 FIVE STAR SCHOOLS	1480	CENTURY MIDDLE SCHOOL	6TH	1	22	9	59	241	332	91	27.41%
0020	ADAMS 12 FIVE STAR SCHOOLS	1480	CENTURY MIDDLE SCHOOL	7TH	0	14	6	69	229	318	89	27.99%
0020	ADAMS 12 FIVE STAR SCHOOLS	1480	CENTURY MIDDLE SCHOOL	8TH	2	13	5	64	229	313	84	26.84%
0020	ADAMS 12 FIVE STAR SCHOOLS	1480	CENTURY MIDDLE SCHOOL	SCHOOL T	3	49	20	192	699	963	264	27.41%
0020	ADAMS 12 FIVE STAR SCHOOLS	1519	STARGATE CHARTER SCHOOL	HALF DAY	0	1	0	0	11	12	1	8.33%
0020	ADAMS 12 FIVE STAR SCHOOLS	1519	STARGATE CHARTER SCHOOL	KINDERG/	0	15	1	5	30	51	21	41.18%
0020	ADAMS 12 FIVE STAR SCHOOLS	1519	STARGATE CHARTER SCHOOL	1ST	0	7	1	6	52	66	14	21.21%
0020	ADAMS 12 FIVE STAR SCHOOLS	1519	STARGATE CHARTER SCHOOL	2ND	0	9	1	4	58	72	14	19.44%
0020	ADAMS 12 FIVE STAR SCHOOLS	1519	STARGATE CHARTER SCHOOL	3RD	0	12	2	6	52	72	20	27.78%
0020	ADAMS 12 FIVE STAR SCHOOLS	1519	STARGATE CHARTER SCHOOL	4TH	0	12	1	4	55	72	17	23.61%
0020	ADAMS 12 FIVE STAR SCHOOLS	1519	STARGATE CHARTER SCHOOL	5TH	0	10	1	6	58	75	17	22.67%
0020	ADAMS 12 FIVE STAR SCHOOLS	1519	STARGATE CHARTER SCHOOL	6TH	1	12	2	1	53	69	16	23.19%
0020	ADAMS 12 FIVE STAR SCHOOLS	1519	STARGATE CHARTER SCHOOL	7TH	1	12	0	9	45	67	22	32.84%
0020	ADAMS 12 FIVE STAR SCHOOLS	1519	STARGATE CHARTER SCHOOL	8TH	1	10	2	7	34	54	20	37.04%
0020	ADAMS 12 FIVE STAR SCHOOLS	1519	STARGATE CHARTER SCHOOL	SCHOOL T	3	100	11	48	448	610	162	26.56%
0020	ADAMS 12 FIVE STAR SCHOOLS	1752	COLORADO VIRTUAL ACADEMY (COVA)	HALF DAY	3	5	13	21	255	297	42	14.14%
0020	ADAMS 12 FIVE STAR SCHOOLS	1752	COLORADO VIRTUAL ACADEMY (COVA)	1ST	4	6	9	34	280	333	53	15.92%
0020	ADAMS 12 FIVE STAR SCHOOLS	1752	COLORADO VIRTUAL ACADEMY (COVA)	2ND	6	6	5	24	260	301	41	13.62%
0020	ADAMS 12 FIVE STAR SCHOOLS	1752	COLORADO VIRTUAL ACADEMY (COVA)	3RD	3	5	7	26	283	324	41	12.65%
0020	ADAMS 12 FIVE STAR SCHOOLS	1752	COLORADO VIRTUAL ACADEMY (COVA)	4TH	2	3	8	28	236	277	41	14.80%
0020	ADAMS 12 FIVE STAR SCHOOLS	1752	COLORADO VIRTUAL ACADEMY (COVA)	5TH	3	9	11	19	236	278	42	15.11%
0020	ADAMS 12 FIVE STAR SCHOOLS	1752	COLORADO VIRTUAL ACADEMY (COVA)	6TH	6	7	12	27	256	308	52	16.88%
0020	ADAMS 12 FIVE STAR SCHOOLS	1752	COLORADO VIRTUAL ACADEMY (COVA)	7TH	4	7	13	31	223	278	55	19.78%
0020	ADAMS 12 FIVE STAR SCHOOLS	1752	COLORADO VIRTUAL ACADEMY (COVA)	8TH	8	5	12	40	306	371	65	17.52%
0020	ADAMS 12 FIVE STAR SCHOOLS	1752	COLORADO VIRTUAL ACADEMY (COVA)	9TH	4	4	8	35	199	250	51	20.40%
0020	ADAMS 12 FIVE STAR SCHOOLS	1752	COLORADO VIRTUAL ACADEMY (COVA)	10TH	3	3	5	24	183	218	35	16.06%
0020	ADAMS 12 FIVE STAR SCHOOLS	1752	COLORADO VIRTUAL ACADEMY (COVA)	11TH	0	3	6	15	82	106	24	22.64%
0020	ADAMS 12 FIVE STAR SCHOOLS	1752	COLORADO VIRTUAL ACADEMY (COVA)	SCHOOL T	46	63	109	324	2,799	3,341	542	16.22%
0020	ADAMS 12 FIVE STAR SCHOOLS	1878	CORONADO HILLS ELEMENTARY SCHOOL	PK	0	0	0	21	5	26	21	80.77%
0020	ADAMS 12 FIVE STAR SCHOOLS	1878	CORONADO HILLS ELEMENTARY SCHOOL	KINDERG/	0	2	2	79	16	99	83	83.84%
0020	ADAMS 12 FIVE STAR SCHOOLS	1878	CORONADO HILLS ELEMENTARY SCHOOL	1ST	0	1	3	78	16	98	82	83.67%
0020	ADAMS 12 FIVE STAR SCHOOLS	1878	CORONADO HILLS ELEMENTARY SCHOOL	2ND	0	1	2	69	10	82	72	87.80%
0020	ADAMS 12 FIVE STAR SCHOOLS	1878	CORONADO HILLS ELEMENTARY SCHOOL	3RD	0	0	0	67	14	81	67	82.72%
0020	ADAMS 12 FIVE STAR SCHOOLS	1878	CORONADO HILLS ELEMENTARY SCHOOL	4TH	1	2	2	68	13	86	73	84.88%
0020	ADAMS 12 FIVE STAR SCHOOLS	1878	CORONADO HILLS ELEMENTARY SCHOOL	5TH	0	0	1	49	13	63	50	79.37%
0020	ADAMS 12 FIVE STAR SCHOOLS	1878	CORONADO HILLS ELEMENTARY SCHOOL	SCHOOL T	1	6	10	431	87	535	448	83.74%
0020	ADAMS 12 FIVE STAR SCHOOLS	1914	COTTON CREEK ELEMENTARY SCHOOL	PK	0	3	1	6	17	27	10	37.04%
0020	ADAMS 12 FIVE STAR SCHOOLS	1914	COTTON CREEK ELEMENTARY SCHOOL	HALF DAY	0	11	2	12	44	69	25	36.23%
0020	ADAMS 12 FIVE STAR SCHOOLS	1914	COTTON CREEK ELEMENTARY SCHOOL	KINDERG/	0	3	0	2	19	24	5	20.83%
0020	ADAMS 12 FIVE STAR SCHOOLS	1914	COTTON CREEK ELEMENTARY SCHOOL	1ST	1	12	2	18	94	127	33	25.98%
0020	ADAMS 12 FIVE STAR SCHOOLS	1914	COTTON CREEK ELEMENTARY SCHOOL	2ND	1	8	0	13	87	109	22	20.18%
0020	ADAMS 12 FIVE STAR SCHOOLS	1914	COTTON CREEK ELEMENTARY SCHOOL	3RD	1	9	2	10	72	94	22	23.40%
0020	ADAMS 12 FIVE STAR SCHOOLS	1914	COTTON CREEK ELEMENTARY SCHOOL	4TH	0	11	4	14	79	108	29	26.85%
0020	ADAMS 12 FIVE STAR SCHOOLS	1914	COTTON CREEK ELEMENTARY SCHOOL	5TH	0	14	1	12	62	89	27	30.34%
0020	ADAMS 12 FIVE STAR SCHOOLS	1914	COTTON CREEK ELEMENTARY SCHOOL	SCHOOL T	3	71	12	87	474	647	173	26.74%
0020	ADAMS 12 FIVE STAR SCHOOLS	1937	COYOTE RIDGE ELEMENTARY SCHOOL	HALF DAY	0	16	0	5	62	83	21	25.30%
0020	ADAMS 12 FIVE STAR SCHOOLS	1937	COYOTE RIDGE ELEMENTARY SCHOOL	1ST	0	11	0	1	83	95	12	12.63%
0020	ADAMS 12 FIVE STAR SCHOOLS	1937	COYOTE RIDGE ELEMENTARY SCHOOL	2ND	1	11	0	5	71	88	17	19.32%



COLORADO DEPARTMENT OF EDUCATION
FALL 2007 PUPIL MEMBERSHIP BY DISTRICT, SCHOOL, GRADE, RACE/ETHNICITY, AND GENDER

District Code	DISTRICT	School Code	SCHOOL	GRADE	AMERICAN	ASIAN OR	BLACK (NOT	WHITE (NOT		Total	Total	
					INDIAN OR ALASKAN NATIVE	PACIFIC ISLANDER	HISPANIC)	HISPANIC	HISPANIC)		Minority	% Minority
0020	ADAMS 12 FIVE STAR SCHOOLS	1937	COYOTE RIDGE ELEMENTARY SCHOOL	3RD	0	12	1	6	63	82	19	23.17%
0020	ADAMS 12 FIVE STAR SCHOOLS	1937	COYOTE RIDGE ELEMENTARY SCHOOL	4TH	0	10	0	5	67	82	15	18.29%
0020	ADAMS 12 FIVE STAR SCHOOLS	1937	COYOTE RIDGE ELEMENTARY SCHOOL	5TH	0	8	4	4	55	71	16	22.54%
0020	ADAMS 12 FIVE STAR SCHOOLS	1937	COYOTE RIDGE ELEMENTARY SCHOOL	SCHOOL T	1	68	5	26	401	501	100	19.96%
0020	ADAMS 12 FIVE STAR SCHOOLS	2031	CROSSROAD ALTERNATIVE SCHOOL	6TH	0	0	0	2	3	5	2	40.00%
0020	ADAMS 12 FIVE STAR SCHOOLS	2031	CROSSROAD ALTERNATIVE SCHOOL	7TH	1	0	0	1	4	6	2	33.33%
0020	ADAMS 12 FIVE STAR SCHOOLS	2031	CROSSROAD ALTERNATIVE SCHOOL	8TH	1	0	2	15	15	33	18	54.55%
0020	ADAMS 12 FIVE STAR SCHOOLS	2031	CROSSROAD ALTERNATIVE SCHOOL	9TH	0	0	0	5	3	8	5	62.50%
0020	ADAMS 12 FIVE STAR SCHOOLS	2031	CROSSROAD ALTERNATIVE SCHOOL	SCHOOL T	2	0	2	23	25	52	27	51.92%
0020	ADAMS 12 FIVE STAR SCHOOLS	2361	EAGLEVIEW ELEMENTARY SCHOOL	HALF DAY	0	1	4	14	34	53	19	35.85%
0020	ADAMS 12 FIVE STAR SCHOOLS	2361	EAGLEVIEW ELEMENTARY SCHOOL	KINDERG/	0	5	0	8	34	47	13	27.66%
0020	ADAMS 12 FIVE STAR SCHOOLS	2361	EAGLEVIEW ELEMENTARY SCHOOL	1ST	1	1	3	20	73	98	25	25.51%
0020	ADAMS 12 FIVE STAR SCHOOLS	2361	EAGLEVIEW ELEMENTARY SCHOOL	2ND	2	2	3	23	68	98	30	30.61%
0020	ADAMS 12 FIVE STAR SCHOOLS	2361	EAGLEVIEW ELEMENTARY SCHOOL	3RD	2	6	5	19	89	121	32	26.45%
0020	ADAMS 12 FIVE STAR SCHOOLS	2361	EAGLEVIEW ELEMENTARY SCHOOL	4TH	0	9	2	20	91	122	31	25.41%
0020	ADAMS 12 FIVE STAR SCHOOLS	2361	EAGLEVIEW ELEMENTARY SCHOOL	5TH	0	6	2	26	79	113	34	30.09%
0020	ADAMS 12 FIVE STAR SCHOOLS	2361	EAGLEVIEW ELEMENTARY SCHOOL	SCHOOL T	5	30	19	130	468	652	184	28.22%
0020	ADAMS 12 FIVE STAR SCHOOLS	2410	TARVER ELEMENTARY SCHOOL	PK	0	7	2	13	40	62	22	35.48%
0020	ADAMS 12 FIVE STAR SCHOOLS	2410	TARVER ELEMENTARY SCHOOL	HALF DAY	1	4	3	10	42	60	18	30.00%
0020	ADAMS 12 FIVE STAR SCHOOLS	2410	TARVER ELEMENTARY SCHOOL	KINDERG/	0	0	0	2	21	23	2	8.70%
0020	ADAMS 12 FIVE STAR SCHOOLS	2410	TARVER ELEMENTARY SCHOOL	1ST	0	4	0	11	66	81	15	18.52%
0020	ADAMS 12 FIVE STAR SCHOOLS	2410	TARVER ELEMENTARY SCHOOL	2ND	0	4	4	11	79	98	19	19.39%
0020	ADAMS 12 FIVE STAR SCHOOLS	2410	TARVER ELEMENTARY SCHOOL	3RD	1	3	1	15	83	103	20	19.42%
0020	ADAMS 12 FIVE STAR SCHOOLS	2410	TARVER ELEMENTARY SCHOOL	4TH	0	5	3	16	68	92	24	26.09%
0020	ADAMS 12 FIVE STAR SCHOOLS	2410	TARVER ELEMENTARY SCHOOL	5TH	1	1	1	8	70	81	11	13.58%
0020	ADAMS 12 FIVE STAR SCHOOLS	2410	TARVER ELEMENTARY SCHOOL	SCHOOL T	3	28	14	86	469	600	131	21.83%
0020	ADAMS 12 FIVE STAR SCHOOLS	2576	CHERRY DRIVE ELEMENTARY SCHOOL	HALF DAY	1	5	1	14	45	66	21	31.82%
0020	ADAMS 12 FIVE STAR SCHOOLS	2576	CHERRY DRIVE ELEMENTARY SCHOOL	KINDERG/	0	0	1	6	18	25	7	28.00%
0020	ADAMS 12 FIVE STAR SCHOOLS	2576	CHERRY DRIVE ELEMENTARY SCHOOL	1ST	0	2	1	32	43	78	35	44.87%
0020	ADAMS 12 FIVE STAR SCHOOLS	2576	CHERRY DRIVE ELEMENTARY SCHOOL	2ND	0	4	4	27	53	88	35	39.77%
0020	ADAMS 12 FIVE STAR SCHOOLS	2576	CHERRY DRIVE ELEMENTARY SCHOOL	3RD	2	6	5	34	50	97	47	48.45%
0020	ADAMS 12 FIVE STAR SCHOOLS	2576	CHERRY DRIVE ELEMENTARY SCHOOL	4TH	2	3	1	36	63	105	42	40.00%
0020	ADAMS 12 FIVE STAR SCHOOLS	2576	CHERRY DRIVE ELEMENTARY SCHOOL	5TH	1	5	5	22	71	104	33	31.73%
0020	ADAMS 12 FIVE STAR SCHOOLS	2576	CHERRY DRIVE ELEMENTARY SCHOOL	SCHOOL T	6	25	18	171	343	563	220	39.08%
0020	ADAMS 12 FIVE STAR SCHOOLS	2578	SKYVIEW ELEMENTARY SCHOOL	HALF DAY	1	3	2	20	62	88	26	29.55%
0020	ADAMS 12 FIVE STAR SCHOOLS	2578	SKYVIEW ELEMENTARY SCHOOL	1ST	1	3	2	30	63	99	36	36.36%
0020	ADAMS 12 FIVE STAR SCHOOLS	2578	SKYVIEW ELEMENTARY SCHOOL	2ND	1	2	3	24	75	105	30	28.57%
0020	ADAMS 12 FIVE STAR SCHOOLS	2578	SKYVIEW ELEMENTARY SCHOOL	3RD	3	5	2	33	46	89	43	48.31%
0020	ADAMS 12 FIVE STAR SCHOOLS	2578	SKYVIEW ELEMENTARY SCHOOL	4TH	2	2	2	18	55	79	24	30.38%
0020	ADAMS 12 FIVE STAR SCHOOLS	2578	SKYVIEW ELEMENTARY SCHOOL	5TH	0	4	3	29	59	95	36	37.89%
0020	ADAMS 12 FIVE STAR SCHOOLS	2578	SKYVIEW ELEMENTARY SCHOOL	SCHOOL T	8	19	14	154	360	555	195	35.14%
0020	ADAMS 12 FIVE STAR SCHOOLS	2580	HUNTERS GLEN ELEMENTARY SCHOOL	HALF DAY	1	4	2	10	45	62	17	27.42%
0020	ADAMS 12 FIVE STAR SCHOOLS	2580	HUNTERS GLEN ELEMENTARY SCHOOL	KINDERG/	1	3	1	7	36	48	12	25.00%
0020	ADAMS 12 FIVE STAR SCHOOLS	2580	HUNTERS GLEN ELEMENTARY SCHOOL	1ST	3	6	3	12	84	108	24	22.22%
0020	ADAMS 12 FIVE STAR SCHOOLS	2580	HUNTERS GLEN ELEMENTARY SCHOOL	2ND	1	8	1	19	76	105	29	27.62%
0020	ADAMS 12 FIVE STAR SCHOOLS	2580	HUNTERS GLEN ELEMENTARY SCHOOL	3RD	2	5	3	12	87	109	22	20.18%
0020	ADAMS 12 FIVE STAR SCHOOLS	2580	HUNTERS GLEN ELEMENTARY SCHOOL	4TH	0	4	4	15	91	114	23	20.18%
0020	ADAMS 12 FIVE STAR SCHOOLS	2580	HUNTERS GLEN ELEMENTARY SCHOOL	5TH	1	7	5	21	93	127	34	26.77%
0020	ADAMS 12 FIVE STAR SCHOOLS	2580	HUNTERS GLEN ELEMENTARY SCHOOL	SCHOOL T	9	37	19	96	512	673	161	23.92%
0020	ADAMS 12 FIVE STAR SCHOOLS	2582	ROCKY MOUNTAIN ELEMENTARY SCHOOL	PK	0	5	1	30	7	43	36	83.72%
0020	ADAMS 12 FIVE STAR SCHOOLS	2582	ROCKY MOUNTAIN ELEMENTARY SCHOOL	HALF DAY	1	2	1	27	20	51	31	60.78%
0020	ADAMS 12 FIVE STAR SCHOOLS	2582	ROCKY MOUNTAIN ELEMENTARY SCHOOL	KINDERG/	0	0	1	22	7	30	23	76.67%
0020	ADAMS 12 FIVE STAR SCHOOLS	2582	ROCKY MOUNTAIN ELEMENTARY SCHOOL	1ST	2	3	0	53	50	108	58	53.70%
0020	ADAMS 12 FIVE STAR SCHOOLS	2582	ROCKY MOUNTAIN ELEMENTARY SCHOOL	2ND	0	1	3	50	24	78	54	69.23%
0020	ADAMS 12 FIVE STAR SCHOOLS	2582	ROCKY MOUNTAIN ELEMENTARY SCHOOL	3RD	0	1	1	54	31	87	56	64.37%
0020	ADAMS 12 FIVE STAR SCHOOLS	2582	ROCKY MOUNTAIN ELEMENTARY SCHOOL	4TH	1	2	2	32	27	64	37	57.81%
0020	ADAMS 12 FIVE STAR SCHOOLS	2582	ROCKY MOUNTAIN ELEMENTARY SCHOOL	5TH	1	2	1	36	33	73	40	54.79%
0020	ADAMS 12 FIVE STAR SCHOOLS	2582	ROCKY MOUNTAIN ELEMENTARY SCHOOL	SCHOOL T	5	16	10	304	199	534	335	62.73%
0020	ADAMS 12 FIVE STAR SCHOOLS	2584	RIVERDALE ELEMENTARY SCHOOL	PK	0	4	2	22	39	67	28	41.79%
0020	ADAMS 12 FIVE STAR SCHOOLS	2584	RIVERDALE ELEMENTARY SCHOOL	HALF DAY	0	5	1	22	64	92	28	30.43%
0020	ADAMS 12 FIVE STAR SCHOOLS	2584	RIVERDALE ELEMENTARY SCHOOL	1ST	0	1	5	23	45	74	29	39.19%
0020	ADAMS 12 FIVE STAR SCHOOLS	2584	RIVERDALE ELEMENTARY SCHOOL	2ND	0	5	1	22	38	66	28	42.42%
0020	ADAMS 12 FIVE STAR SCHOOLS	2584	RIVERDALE ELEMENTARY SCHOOL	3RD	0	7	2	25	35	69	34	49.28%



COLORADO DEPARTMENT OF EDUCATION
FALL 2007 PUPIL MEMBERSHIP BY DISTRICT, SCHOOL, GRADE, RACE/ETHNICITY, AND GENDER

District Code	DISTRICT	School Code	SCHOOL	GRADE	AMERICAN INDIAN OR ALASKAN NATIVE	ASIAN OR PACIFIC ISLANDER	BLACK (NOT HISPANIC)	HISPANIC	WHITE (NOT HISPANIC)	Total	Total	
											Minority	% Minority
0020	ADAMS 12 FIVE STAR SCHOOLS	2584	RIVERDALE ELEMENTARY SCHOOL	4TH	1	3	2	16	52	74	22	29.73%
0020	ADAMS 12 FIVE STAR SCHOOLS	2584	RIVERDALE ELEMENTARY SCHOOL	5TH	1	2	1	20	51	75	24	32.00%
0020	ADAMS 12 FIVE STAR SCHOOLS	2584	RIVERDALE ELEMENTARY SCHOOL	SCHOOL T	2	27	14	150	324	517	193	37.33%
0020	ADAMS 12 FIVE STAR SCHOOLS	2918	FEDERAL HEIGHTS ELEMENTARY SCHOOL	PK	0	1	1	20	11	33	22	66.67%
0020	ADAMS 12 FIVE STAR SCHOOLS	2918	FEDERAL HEIGHTS ELEMENTARY SCHOOL	KINDERG/	2	1	1	93	26	123	97	78.86%
0020	ADAMS 12 FIVE STAR SCHOOLS	2918	FEDERAL HEIGHTS ELEMENTARY SCHOOL	1ST	1	2	1	66	30	100	70	70.00%
0020	ADAMS 12 FIVE STAR SCHOOLS	2918	FEDERAL HEIGHTS ELEMENTARY SCHOOL	2ND	0	3	2	73	25	103	78	75.73%
0020	ADAMS 12 FIVE STAR SCHOOLS	2918	FEDERAL HEIGHTS ELEMENTARY SCHOOL	3RD	1	1	3	67	28	100	72	72.00%
0020	ADAMS 12 FIVE STAR SCHOOLS	2918	FEDERAL HEIGHTS ELEMENTARY SCHOOL	4TH	0	2	0	49	31	82	51	62.20%
0020	ADAMS 12 FIVE STAR SCHOOLS	2918	FEDERAL HEIGHTS ELEMENTARY SCHOOL	5TH	0	0	0	53	20	73	53	72.60%
0020	ADAMS 12 FIVE STAR SCHOOLS	2918	FEDERAL HEIGHTS ELEMENTARY SCHOOL	SCHOOL T	4	10	8	421	171	614	443	72.15%
0020	ADAMS 12 FIVE STAR SCHOOLS	4000	HILLCREST ELEMENTARY SCHOOL	PK	1	3	0	10	15	29	14	48.28%
0020	ADAMS 12 FIVE STAR SCHOOLS	4000	HILLCREST ELEMENTARY SCHOOL	HALF DAY	0	6	2	11	14	33	19	57.58%
0020	ADAMS 12 FIVE STAR SCHOOLS	4000	HILLCREST ELEMENTARY SCHOOL	KINDERG/	0	2	2	17	17	38	21	55.26%
0020	ADAMS 12 FIVE STAR SCHOOLS	4000	HILLCREST ELEMENTARY SCHOOL	1ST	1	4	1	35	31	72	41	56.94%
0020	ADAMS 12 FIVE STAR SCHOOLS	4000	HILLCREST ELEMENTARY SCHOOL	2ND	0	5	2	25	21	53	32	60.38%
0020	ADAMS 12 FIVE STAR SCHOOLS	4000	HILLCREST ELEMENTARY SCHOOL	3RD	0	5	4	29	28	66	38	57.58%
0020	ADAMS 12 FIVE STAR SCHOOLS	4000	HILLCREST ELEMENTARY SCHOOL	4TH	1	7	1	38	31	78	47	60.26%
0020	ADAMS 12 FIVE STAR SCHOOLS	4000	HILLCREST ELEMENTARY SCHOOL	5TH	0	4	1	38	32	75	43	57.33%
0020	ADAMS 12 FIVE STAR SCHOOLS	4000	HILLCREST ELEMENTARY SCHOOL	SCHOOL T	3	36	13	203	189	444	255	57.43%
0020	ADAMS 12 FIVE STAR SCHOOLS	4108	HORIZON HIGH SCHOOL	9TH	5	23	12	103	291	434	143	32.95%
0020	ADAMS 12 FIVE STAR SCHOOLS	4108	HORIZON HIGH SCHOOL	10TH	2	23	14	110	328	477	149	31.24%
0020	ADAMS 12 FIVE STAR SCHOOLS	4108	HORIZON HIGH SCHOOL	11TH	2	35	11	119	359	526	167	31.75%
0020	ADAMS 12 FIVE STAR SCHOOLS	4108	HORIZON HIGH SCHOOL	12TH	9	21	20	133	459	642	183	28.50%
0020	ADAMS 12 FIVE STAR SCHOOLS	4108	HORIZON HIGH SCHOOL	SCHOOL T	18	102	57	465	1,437	2,079	642	30.88%
0020	ADAMS 12 FIVE STAR SCHOOLS	4172	HULSTROM ELEMENTARY SCHOOL	HALF DAY	0	9	0	2	38	49	11	22.45%
0020	ADAMS 12 FIVE STAR SCHOOLS	4172	HULSTROM ELEMENTARY SCHOOL	KINDERG/	0	8	1	3	38	50	12	24.00%
0020	ADAMS 12 FIVE STAR SCHOOLS	4172	HULSTROM ELEMENTARY SCHOOL	1ST	1	9	3	7	55	75	20	26.67%
0020	ADAMS 12 FIVE STAR SCHOOLS	4172	HULSTROM ELEMENTARY SCHOOL	2ND	2	9	0	7	57	75	18	24.00%
0020	ADAMS 12 FIVE STAR SCHOOLS	4172	HULSTROM ELEMENTARY SCHOOL	3RD	0	8	1	11	55	75	20	26.67%
0020	ADAMS 12 FIVE STAR SCHOOLS	4172	HULSTROM ELEMENTARY SCHOOL	4TH	2	10	1	11	52	76	24	31.58%
0020	ADAMS 12 FIVE STAR SCHOOLS	4172	HULSTROM ELEMENTARY SCHOOL	5TH	4	7	0	9	56	76	20	26.32%
0020	ADAMS 12 FIVE STAR SCHOOLS	4172	HULSTROM ELEMENTARY SCHOOL	6TH	2	6	0	13	51	72	21	29.17%
0020	ADAMS 12 FIVE STAR SCHOOLS	4172	HULSTROM ELEMENTARY SCHOOL	7TH	0	5	0	4	25	34	9	26.47%
0020	ADAMS 12 FIVE STAR SCHOOLS	4172	HULSTROM ELEMENTARY SCHOOL	8TH	1	4	0	6	13	24	11	45.83%
0020	ADAMS 12 FIVE STAR SCHOOLS	4172	HULSTROM ELEMENTARY SCHOOL	SCHOOL T	12	75	6	73	440	606	166	27.39%
0020	ADAMS 12 FIVE STAR SCHOOLS	4187	SILVER HILLS MIDDLE SCHOOL	6TH	4	21	8	87	219	339	120	35.40%
0020	ADAMS 12 FIVE STAR SCHOOLS	4187	SILVER HILLS MIDDLE SCHOOL	7TH	3	26	8	81	222	340	118	34.71%
0020	ADAMS 12 FIVE STAR SCHOOLS	4187	SILVER HILLS MIDDLE SCHOOL	8TH	2	19	7	69	221	318	97	30.50%
0020	ADAMS 12 FIVE STAR SCHOOLS	4187	SILVER HILLS MIDDLE SCHOOL	SCHOOL T	9	66	23	237	662	997	335	33.60%
0020	ADAMS 12 FIVE STAR SCHOOLS	5043	LEGACY HIGH SCHOOL	9TH	1	33	10	71	351	466	115	24.68%
0020	ADAMS 12 FIVE STAR SCHOOLS	5043	LEGACY HIGH SCHOOL	10TH	1	40	12	88	362	503	141	28.03%
0020	ADAMS 12 FIVE STAR SCHOOLS	5043	LEGACY HIGH SCHOOL	11TH	2	40	10	64	356	472	116	24.58%
0020	ADAMS 12 FIVE STAR SCHOOLS	5043	LEGACY HIGH SCHOOL	12TH	1	30	10	70	366	477	111	23.27%
0020	ADAMS 12 FIVE STAR SCHOOLS	5043	LEGACY HIGH SCHOOL	SCHOOL T	5	143	42	293	1,435	1,918	483	25.18%
0020	ADAMS 12 FIVE STAR SCHOOLS	5058	LEROY DRIVE ELEMENTARY SCHOOL	HALF DAY	0	5	4	22	24	55	31	56.36%
0020	ADAMS 12 FIVE STAR SCHOOLS	5058	LEROY DRIVE ELEMENTARY SCHOOL	KINDERG/	0	1	2	16	10	29	19	65.52%
0020	ADAMS 12 FIVE STAR SCHOOLS	5058	LEROY DRIVE ELEMENTARY SCHOOL	1ST	0	0	5	35	30	70	40	57.14%
0020	ADAMS 12 FIVE STAR SCHOOLS	5058	LEROY DRIVE ELEMENTARY SCHOOL	2ND	2	2	5	27	33	69	36	52.17%
0020	ADAMS 12 FIVE STAR SCHOOLS	5058	LEROY DRIVE ELEMENTARY SCHOOL	3RD	1	1	1	33	33	69	36	52.17%
0020	ADAMS 12 FIVE STAR SCHOOLS	5058	LEROY DRIVE ELEMENTARY SCHOOL	4TH	0	3	5	33	26	67	41	61.19%
0020	ADAMS 12 FIVE STAR SCHOOLS	5058	LEROY DRIVE ELEMENTARY SCHOOL	5TH	2	2	1	38	33	76	43	56.58%
0020	ADAMS 12 FIVE STAR SCHOOLS	5058	LEROY DRIVE ELEMENTARY SCHOOL	SCHOOL T	5	14	23	204	189	435	246	56.55%
0020	ADAMS 12 FIVE STAR SCHOOLS	5418	MALLEY DRIVE ELEMENTARY SCHOOL	HALF DAY	0	5	0	22	19	46	27	58.70%
0020	ADAMS 12 FIVE STAR SCHOOLS	5418	MALLEY DRIVE ELEMENTARY SCHOOL	KINDERG/	0	0	0	24	6	30	24	80.00%
0020	ADAMS 12 FIVE STAR SCHOOLS	5418	MALLEY DRIVE ELEMENTARY SCHOOL	1ST	2	3	2	34	43	84	41	48.81%
0020	ADAMS 12 FIVE STAR SCHOOLS	5418	MALLEY DRIVE ELEMENTARY SCHOOL	2ND	1	1	2	38	35	77	42	54.55%
0020	ADAMS 12 FIVE STAR SCHOOLS	5418	MALLEY DRIVE ELEMENTARY SCHOOL	3RD	0	1	1	36	44	82	38	46.34%
0020	ADAMS 12 FIVE STAR SCHOOLS	5418	MALLEY DRIVE ELEMENTARY SCHOOL	4TH	1	0	2	31	31	65	34	52.31%
0020	ADAMS 12 FIVE STAR SCHOOLS	5418	MALLEY DRIVE ELEMENTARY SCHOOL	5TH	0	3	1	37	43	84	41	48.81%
0020	ADAMS 12 FIVE STAR SCHOOLS	5418	MALLEY DRIVE ELEMENTARY SCHOOL	SCHOOL T	4	13	8	222	221	468	247	52.78%
0020	ADAMS 12 FIVE STAR SCHOOLS	5706	MC ELWAIN ELEMENTARY SCHOOL	PK	0	0	0	47	8	55	47	85.45%
0020	ADAMS 12 FIVE STAR SCHOOLS	5706	MC ELWAIN ELEMENTARY SCHOOL	KINDERG/	0	0	5	86	12	103	91	88.35%



COLORADO DEPARTMENT OF EDUCATION
FALL 2007 PUPIL MEMBERSHIP BY DISTRICT, SCHOOL, GRADE, RACE/ETHNICITY, AND GENDER

District Code	DISTRICT	School Code	SCHOOL	GRADE	AMERICAN	ASIAN OR	BLACK (NOT	WHITE (NOT		Total	Total	
					INDIAN OR ALASKAN NATIVE	PACIFIC ISLANDER	HISPANIC)	HISPANIC	HISPANIC)		Minority	% Minority
0020	ADAMS 12 FIVE STAR SCHOOLS	5706	MC ELWAIN ELEMENTARY SCHOOL	1ST	1	0	2	65	8	76	68	89.47%
0020	ADAMS 12 FIVE STAR SCHOOLS	5706	MC ELWAIN ELEMENTARY SCHOOL	2ND	1	0	3	66	9	79	70	88.61%
0020	ADAMS 12 FIVE STAR SCHOOLS	5706	MC ELWAIN ELEMENTARY SCHOOL	3RD	0	0	2	54	9	65	56	86.15%
0020	ADAMS 12 FIVE STAR SCHOOLS	5706	MC ELWAIN ELEMENTARY SCHOOL	4TH	0	0	3	45	4	52	48	92.31%
0020	ADAMS 12 FIVE STAR SCHOOLS	5706	MC ELWAIN ELEMENTARY SCHOOL	5TH	0	0	2	48	3	53	50	94.34%
0020	ADAMS 12 FIVE STAR SCHOOLS	5706	MC ELWAIN ELEMENTARY SCHOOL	SCHOOL T	2	0	17	411	53	483	430	89.03%
0020	ADAMS 12 FIVE STAR SCHOOLS	5814	THORNTON MIDDLE SCHOOL	6TH	2	10	3	172	50	237	187	78.90%
0020	ADAMS 12 FIVE STAR SCHOOLS	5814	THORNTON MIDDLE SCHOOL	7TH	2	8	10	157	44	221	177	80.09%
0020	ADAMS 12 FIVE STAR SCHOOLS	5814	THORNTON MIDDLE SCHOOL	8TH	4	2	5	179	41	231	190	82.25%
0020	ADAMS 12 FIVE STAR SCHOOLS	5814	THORNTON MIDDLE SCHOOL	SCHOOL T	8	20	18	508	135	689	554	80.41%
0020	ADAMS 12 FIVE STAR SCHOOLS	5816	THORNTON HIGH SCHOOL	9TH	9	36	15	370	207	637	430	67.50%
0020	ADAMS 12 FIVE STAR SCHOOLS	5816	THORNTON HIGH SCHOOL	10TH	2	21	19	270	175	487	312	64.07%
0020	ADAMS 12 FIVE STAR SCHOOLS	5816	THORNTON HIGH SCHOOL	11TH	7	35	11	176	148	377	229	60.74%
0020	ADAMS 12 FIVE STAR SCHOOLS	5816	THORNTON HIGH SCHOOL	12TH	5	31	16	234	203	489	286	58.49%
0020	ADAMS 12 FIVE STAR SCHOOLS	5816	THORNTON HIGH SCHOOL	SCHOOL T	23	123	61	1,050	733	1,990	1,257	63.17%
0020	ADAMS 12 FIVE STAR SCHOOLS	6060	MOUNTAIN RANGE HIGH SCHOOL	9TH	11	19	13	115	382	540	158	29.26%
0020	ADAMS 12 FIVE STAR SCHOOLS	6060	MOUNTAIN RANGE HIGH SCHOOL	10TH	9	27	9	118	417	580	163	28.10%
0020	ADAMS 12 FIVE STAR SCHOOLS	6060	MOUNTAIN RANGE HIGH SCHOOL	11TH	2	12	10	81	218	323	105	32.51%
0020	ADAMS 12 FIVE STAR SCHOOLS	6060	MOUNTAIN RANGE HIGH SCHOOL	SCHOOL T	22	58	32	314	1,017	1,443	426	29.52%
0020	ADAMS 12 FIVE STAR SCHOOLS	6150	MOUNTAIN VIEW ELEMENTARY SCHOOL	PK	1	1	1	8	5	16	11	68.75%
0020	ADAMS 12 FIVE STAR SCHOOLS	6150	MOUNTAIN VIEW ELEMENTARY SCHOOL	HALF DAY	1	10	3	9	52	75	23	30.67%
0020	ADAMS 12 FIVE STAR SCHOOLS	6150	MOUNTAIN VIEW ELEMENTARY SCHOOL	KINDERG/	0	2	0	4	26	32	6	18.75%
0020	ADAMS 12 FIVE STAR SCHOOLS	6150	MOUNTAIN VIEW ELEMENTARY SCHOOL	1ST	1	12	1	17	78	109	31	28.44%
0020	ADAMS 12 FIVE STAR SCHOOLS	6150	MOUNTAIN VIEW ELEMENTARY SCHOOL	2ND	2	11	4	11	84	112	28	25.00%
0020	ADAMS 12 FIVE STAR SCHOOLS	6150	MOUNTAIN VIEW ELEMENTARY SCHOOL	3RD	0	3	2	17	70	92	22	23.91%
0020	ADAMS 12 FIVE STAR SCHOOLS	6150	MOUNTAIN VIEW ELEMENTARY SCHOOL	4TH	2	10	2	12	65	91	26	28.57%
0020	ADAMS 12 FIVE STAR SCHOOLS	6150	MOUNTAIN VIEW ELEMENTARY SCHOOL	5TH	1	16	2	11	73	103	30	29.13%
0020	ADAMS 12 FIVE STAR SCHOOLS	6150	MOUNTAIN VIEW ELEMENTARY SCHOOL	SCHOOL T	8	65	15	89	453	630	177	28.10%
0020	ADAMS 12 FIVE STAR SCHOOLS	6261	NEW AMERICA SCHOOL	9TH	0	1	3	101	2	107	105	98.13%
0020	ADAMS 12 FIVE STAR SCHOOLS	6261	NEW AMERICA SCHOOL	10TH	1	1	2	70	2	76	74	97.37%
0020	ADAMS 12 FIVE STAR SCHOOLS	6261	NEW AMERICA SCHOOL	11TH	1	0	1	40	1	43	42	97.67%
0020	ADAMS 12 FIVE STAR SCHOOLS	6261	NEW AMERICA SCHOOL	12TH	0	0	3	24	2	29	27	93.10%
0020	ADAMS 12 FIVE STAR SCHOOLS	6261	NEW AMERICA SCHOOL	SCHOOL T	2	2	9	235	7	255	248	97.25%
0020	ADAMS 12 FIVE STAR SCHOOLS	6342	SHADOW RIDGE MIDDLE SCHOOL	6TH	4	9	5	114	225	357	132	36.97%
0020	ADAMS 12 FIVE STAR SCHOOLS	6342	SHADOW RIDGE MIDDLE SCHOOL	7TH	5	13	13	98	232	361	129	35.73%
0020	ADAMS 12 FIVE STAR SCHOOLS	6342	SHADOW RIDGE MIDDLE SCHOOL	8TH	5	21	15	96	244	381	137	35.96%
0020	ADAMS 12 FIVE STAR SCHOOLS	6342	SHADOW RIDGE MIDDLE SCHOOL	SCHOOL T	14	43	33	308	701	1,099	398	36.21%
0020	ADAMS 12 FIVE STAR SCHOOLS	6355	NORTH MOR ELEMENTARY SCHOOL	PK	1	1	2	38	29	71	42	59.15%
0020	ADAMS 12 FIVE STAR SCHOOLS	6355	NORTH MOR ELEMENTARY SCHOOL	HALF DAY	0	1	2	3	14	20	6	30.00%
0020	ADAMS 12 FIVE STAR SCHOOLS	6355	NORTH MOR ELEMENTARY SCHOOL	KINDERG/	0	3	1	27	14	45	31	68.89%
0020	ADAMS 12 FIVE STAR SCHOOLS	6355	NORTH MOR ELEMENTARY SCHOOL	1ST	0	1	5	48	17	71	54	76.06%
0020	ADAMS 12 FIVE STAR SCHOOLS	6355	NORTH MOR ELEMENTARY SCHOOL	2ND	0	1	2	39	25	67	42	62.69%
0020	ADAMS 12 FIVE STAR SCHOOLS	6355	NORTH MOR ELEMENTARY SCHOOL	3RD	3	1	3	42	25	74	49	66.22%
0020	ADAMS 12 FIVE STAR SCHOOLS	6355	NORTH MOR ELEMENTARY SCHOOL	4TH	0	2	3	27	28	60	32	53.33%
0020	ADAMS 12 FIVE STAR SCHOOLS	6355	NORTH MOR ELEMENTARY SCHOOL	5TH	0	1	2	35	15	53	38	71.70%
0020	ADAMS 12 FIVE STAR SCHOOLS	6355	NORTH MOR ELEMENTARY SCHOOL	SCHOOL T	4	11	20	259	167	461	294	63.77%
0020	ADAMS 12 FIVE STAR SCHOOLS	6376	NORTH STAR ELEMENTARY SCHOOL	KINDERG/	1	2	3	51	11	68	57	83.82%
0020	ADAMS 12 FIVE STAR SCHOOLS	6376	NORTH STAR ELEMENTARY SCHOOL	1ST	0	3	2	68	12	85	73	85.88%
0020	ADAMS 12 FIVE STAR SCHOOLS	6376	NORTH STAR ELEMENTARY SCHOOL	2ND	2	0	2	61	21	86	65	75.58%
0020	ADAMS 12 FIVE STAR SCHOOLS	6376	NORTH STAR ELEMENTARY SCHOOL	3RD	2	3	2	67	16	90	74	82.22%
0020	ADAMS 12 FIVE STAR SCHOOLS	6376	NORTH STAR ELEMENTARY SCHOOL	4TH	0	2	2	60	21	85	64	75.29%
0020	ADAMS 12 FIVE STAR SCHOOLS	6376	NORTH STAR ELEMENTARY SCHOOL	5TH	1	2	3	63	11	80	69	86.25%
0020	ADAMS 12 FIVE STAR SCHOOLS	6376	NORTH STAR ELEMENTARY SCHOOL	SCHOOL T	6	12	14	370	92	494	402	81.38%
0020	ADAMS 12 FIVE STAR SCHOOLS	6398	NORTHGLENN MIDDLE SCHOOL	6TH	3	5	7	108	101	224	123	54.91%
0020	ADAMS 12 FIVE STAR SCHOOLS	6398	NORTHGLENN MIDDLE SCHOOL	7TH	1	8	9	115	130	263	133	50.57%
0020	ADAMS 12 FIVE STAR SCHOOLS	6398	NORTHGLENN MIDDLE SCHOOL	8TH	2	10	9	103	93	217	124	57.14%
0020	ADAMS 12 FIVE STAR SCHOOLS	6398	NORTHGLENN MIDDLE SCHOOL	SCHOOL T	6	23	25	326	324	704	380	53.98%
0020	ADAMS 12 FIVE STAR SCHOOLS	6402	NORTHGLENN HIGH SCHOOL	9TH	5	19	20	221	237	502	265	52.79%
0020	ADAMS 12 FIVE STAR SCHOOLS	6402	NORTHGLENN HIGH SCHOOL	10TH	8	20	19	214	277	538	261	48.51%
0020	ADAMS 12 FIVE STAR SCHOOLS	6402	NORTHGLENN HIGH SCHOOL	11TH	4	36	18	159	275	492	217	44.11%
0020	ADAMS 12 FIVE STAR SCHOOLS	6402	NORTHGLENN HIGH SCHOOL	12TH	4	31	13	178	284	510	226	44.31%
0020	ADAMS 12 FIVE STAR SCHOOLS	6402	NORTHGLENN HIGH SCHOOL	SCHOOL T	21	106	70	772	1,073	2,042	969	47.45%
0020	ADAMS 12 FIVE STAR SCHOOLS	6830	NIVER CREEK MIDDLE SCHOOL	6TH	2	6	7	144	55	214	159	74.30%

COLORADO DEPARTMENT OF EDUCATION
FALL 2007 PUPIL MEMBERSHIP BY DISTRICT, SCHOOL, GRADE, RACE/ETHNICITY, AND GENDER

District Code	DISTRICT	School Code	SCHOOL	GRADE	AMERICAN INDIAN OR ALASKAN NATIVE	ASIAN OR PACIFIC ISLANDER	BLACK (NOT HISPANIC)	HISPANIC	WHITE (NOT HISPANIC)	Total	Total	
											Minority	% Minority
0020	ADAMS 12 FIVE STAR SCHOOLS	6830	NIVER CREEK MIDDLE SCHOOL	7TH	0	15	12	154	68	249	181	72.69%
0020	ADAMS 12 FIVE STAR SCHOOLS	6830	NIVER CREEK MIDDLE SCHOOL	8TH	2	10	8	143	81	244	163	66.80%
0020	ADAMS 12 FIVE STAR SCHOOLS	6830	NIVER CREEK MIDDLE SCHOOL	SCHOOL T	4	31	27	441	204	707	503	71.15%
0020	ADAMS 12 FIVE STAR SCHOOLS	7155	PRAIRIE HILLS ELEMENTARY SCHOOL	HALF DAY	0	10	3	11	62	86	24	27.91%
0020	ADAMS 12 FIVE STAR SCHOOLS	7155	PRAIRIE HILLS ELEMENTARY SCHOOL	1ST	0	6	1	11	78	96	18	18.75%
0020	ADAMS 12 FIVE STAR SCHOOLS	7155	PRAIRIE HILLS ELEMENTARY SCHOOL	2ND	1	9	2	17	56	85	29	34.12%
0020	ADAMS 12 FIVE STAR SCHOOLS	7155	PRAIRIE HILLS ELEMENTARY SCHOOL	3RD	0	6	0	12	42	60	18	30.00%
0020	ADAMS 12 FIVE STAR SCHOOLS	7155	PRAIRIE HILLS ELEMENTARY SCHOOL	4TH	0	11	1	9	69	90	21	23.33%
0020	ADAMS 12 FIVE STAR SCHOOLS	7155	PRAIRIE HILLS ELEMENTARY SCHOOL	5TH	0	5	1	7	50	63	13	20.63%
0020	ADAMS 12 FIVE STAR SCHOOLS	7155	PRAIRIE HILLS ELEMENTARY SCHOOL	SCHOOL T	1	47	8	67	357	480	123	25.63%
0020	ADAMS 12 FIVE STAR SCHOOLS	7795	SILVER CREEK ELEMENTARY	HALF DAY	0	5	2	7	55	69	14	20.29%
0020	ADAMS 12 FIVE STAR SCHOOLS	7795	SILVER CREEK ELEMENTARY	KINDERG/	0	0	0	7	39	46	7	15.22%
0020	ADAMS 12 FIVE STAR SCHOOLS	7795	SILVER CREEK ELEMENTARY	1ST	0	9	2	19	76	106	30	28.30%
0020	ADAMS 12 FIVE STAR SCHOOLS	7795	SILVER CREEK ELEMENTARY	2ND	0	17	0	10	83	110	27	24.55%
0020	ADAMS 12 FIVE STAR SCHOOLS	7795	SILVER CREEK ELEMENTARY	3RD	0	9	1	18	82	110	28	25.45%
0020	ADAMS 12 FIVE STAR SCHOOLS	7795	SILVER CREEK ELEMENTARY	4TH	0	5	2	10	82	99	17	17.17%
0020	ADAMS 12 FIVE STAR SCHOOLS	7795	SILVER CREEK ELEMENTARY	5TH	0	7	3	16	71	97	26	26.80%
0020	ADAMS 12 FIVE STAR SCHOOLS	7795	SILVER CREEK ELEMENTARY	SCHOOL T	0	52	10	87	488	637	149	23.39%
0020	ADAMS 12 FIVE STAR SCHOOLS	8225	STELLAR ELEMENTARY SCHOOL	HALF DAY	0	6	4	29	54	93	39	41.94%
0020	ADAMS 12 FIVE STAR SCHOOLS	8225	STELLAR ELEMENTARY SCHOOL	KINDERG/	0	0	0	6	19	25	6	24.00%
0020	ADAMS 12 FIVE STAR SCHOOLS	8225	STELLAR ELEMENTARY SCHOOL	1ST	0	8	2	21	62	93	31	33.33%
0020	ADAMS 12 FIVE STAR SCHOOLS	8225	STELLAR ELEMENTARY SCHOOL	2ND	2	10	7	29	50	98	48	48.98%
0020	ADAMS 12 FIVE STAR SCHOOLS	8225	STELLAR ELEMENTARY SCHOOL	3RD	0	4	5	30	51	90	39	43.33%
0020	ADAMS 12 FIVE STAR SCHOOLS	8225	STELLAR ELEMENTARY SCHOOL	4TH	0	5	6	36	54	101	47	46.53%
0020	ADAMS 12 FIVE STAR SCHOOLS	8225	STELLAR ELEMENTARY SCHOOL	5TH	0	5	4	29	48	86	38	44.19%
0020	ADAMS 12 FIVE STAR SCHOOLS	8225	STELLAR ELEMENTARY SCHOOL	SCHOOL T	2	38	28	180	338	586	248	42.32%
0020	ADAMS 12 FIVE STAR SCHOOLS	8361	STUKEY ELEMENTARY SCHOOL	HALF DAY	0	1	5	23	20	49	29	59.18%
0020	ADAMS 12 FIVE STAR SCHOOLS	8361	STUKEY ELEMENTARY SCHOOL	KINDERG/	0	0	1	18	10	29	19	65.52%
0020	ADAMS 12 FIVE STAR SCHOOLS	8361	STUKEY ELEMENTARY SCHOOL	1ST	0	3	5	44	25	77	52	67.53%
0020	ADAMS 12 FIVE STAR SCHOOLS	8361	STUKEY ELEMENTARY SCHOOL	2ND	2	2	5	35	42	86	44	51.16%
0020	ADAMS 12 FIVE STAR SCHOOLS	8361	STUKEY ELEMENTARY SCHOOL	3RD	2	3	6	35	30	76	46	60.53%
0020	ADAMS 12 FIVE STAR SCHOOLS	8361	STUKEY ELEMENTARY SCHOOL	4TH	0	1	6	35	35	77	42	54.55%
0020	ADAMS 12 FIVE STAR SCHOOLS	8361	STUKEY ELEMENTARY SCHOOL	5TH	1	4	3	28	35	71	36	50.70%
0020	ADAMS 12 FIVE STAR SCHOOLS	8361	STUKEY ELEMENTARY SCHOOL	SCHOOL T	5	14	31	218	197	465	268	57.63%
0020	ADAMS 12 FIVE STAR SCHOOLS	8842	THORNTON ELEMENTARY SCHOOL	KINDERG/	0	6	2	63	20	91	71	78.02%
0020	ADAMS 12 FIVE STAR SCHOOLS	8842	THORNTON ELEMENTARY SCHOOL	1ST	0	5	1	59	22	87	65	74.71%
0020	ADAMS 12 FIVE STAR SCHOOLS	8842	THORNTON ELEMENTARY SCHOOL	2ND	0	2	2	63	12	79	67	84.81%
0020	ADAMS 12 FIVE STAR SCHOOLS	8842	THORNTON ELEMENTARY SCHOOL	3RD	2	3	2	68	10	85	75	88.24%
0020	ADAMS 12 FIVE STAR SCHOOLS	8842	THORNTON ELEMENTARY SCHOOL	4TH	0	2	1	58	11	72	61	84.72%
0020	ADAMS 12 FIVE STAR SCHOOLS	8842	THORNTON ELEMENTARY SCHOOL	5TH	0	6	2	53	12	73	61	83.56%
0020	ADAMS 12 FIVE STAR SCHOOLS	8842	THORNTON ELEMENTARY SCHOOL	SCHOOL T	2	24	10	364	87	487	400	82.14%
0020	ADAMS 12 FIVE STAR SCHOOLS	9444	WESTLAKE MIDDLE SCHOOL	6TH	0	10	7	52	227	296	69	23.31%
0020	ADAMS 12 FIVE STAR SCHOOLS	9444	WESTLAKE MIDDLE SCHOOL	7TH	4	27	6	57	217	311	94	30.23%
0020	ADAMS 12 FIVE STAR SCHOOLS	9444	WESTLAKE MIDDLE SCHOOL	8TH	4	18	5	51	198	276	78	28.26%
0020	ADAMS 12 FIVE STAR SCHOOLS	9444	WESTLAKE MIDDLE SCHOOL	SCHOOL T	8	55	18	160	642	883	241	27.29%
0020	ADAMS 12 FIVE STAR SCHOOLS	9494	WESTVIEW ELEMENTARY SCHOOL	PK	0	5	0	25	18	48	30	62.50%
0020	ADAMS 12 FIVE STAR SCHOOLS	9494	WESTVIEW ELEMENTARY SCHOOL	HALF DAY	0	2	0	8	9	19	10	52.63%
0020	ADAMS 12 FIVE STAR SCHOOLS	9494	WESTVIEW ELEMENTARY SCHOOL	KINDERG/	0	5	1	23	34	63	29	46.03%
0020	ADAMS 12 FIVE STAR SCHOOLS	9494	WESTVIEW ELEMENTARY SCHOOL	1ST	0	5	1	34	46	86	40	46.51%
0020	ADAMS 12 FIVE STAR SCHOOLS	9494	WESTVIEW ELEMENTARY SCHOOL	2ND	0	6	4	40	49	99	50	50.51%
0020	ADAMS 12 FIVE STAR SCHOOLS	9494	WESTVIEW ELEMENTARY SCHOOL	3RD	1	9	3	24	41	78	37	47.44%
0020	ADAMS 12 FIVE STAR SCHOOLS	9494	WESTVIEW ELEMENTARY SCHOOL	4TH	0	4	3	25	46	78	32	41.03%
0020	ADAMS 12 FIVE STAR SCHOOLS	9494	WESTVIEW ELEMENTARY SCHOOL	5TH	1	4	2	31	41	79	38	48.10%
0020	ADAMS 12 FIVE STAR SCHOOLS	9494	WESTVIEW ELEMENTARY SCHOOL	SCHOOL T	2	40	14	210	284	550	266	48.36%
0020	ADAMS 12 FIVE STAR SCHOOLS	9682	WOODGLEN ELEMENTARY SCHOOL	PK	1	4	2	20	35	62	27	43.55%
0020	ADAMS 12 FIVE STAR SCHOOLS	9682	WOODGLEN ELEMENTARY SCHOOL	HALF DAY	2	3	4	20	43	72	29	40.28%
0020	ADAMS 12 FIVE STAR SCHOOLS	9682	WOODGLEN ELEMENTARY SCHOOL	1ST	0	3	4	18	65	90	25	27.78%
0020	ADAMS 12 FIVE STAR SCHOOLS	9682	WOODGLEN ELEMENTARY SCHOOL	2ND	1	1	1	18	46	67	21	31.34%
0020	ADAMS 12 FIVE STAR SCHOOLS	9682	WOODGLEN ELEMENTARY SCHOOL	3RD	0	2	1	30	52	85	33	38.82%
0020	ADAMS 12 FIVE STAR SCHOOLS	9682	WOODGLEN ELEMENTARY SCHOOL	4TH	0	1	1	22	58	82	24	29.27%
0020	ADAMS 12 FIVE STAR SCHOOLS	9682	WOODGLEN ELEMENTARY SCHOOL	5TH	0	1	1	19	51	72	21	29.17%
0020	ADAMS 12 FIVE STAR SCHOOLS	9682	WOODGLEN ELEMENTARY SCHOOL	SCHOOL T	4	15	14	147	350	530	180	33.96%
0020	ADAMS 12 FIVE STAR SCHOOLS		DISTRICT TOTAL		343	2,027	1,047	11,923	23,481	38,821	15,340	39.51%




COLORADO DEPARTMENT OF EDUCATION
FALL 2007 PUPIL MEMBERSHIP BY DISTRICT, SCHOOL, GRADE, RACE/ETHNICITY, AND GENDER

District Code	DISTRICT	School Code	SCHOOL	GRADE	AMERICAN INDIAN OR ALASKAN NATIVE	ASIAN OR PACIFIC ISLANDER	BLACK (NOT HISPANIC)	HISPANIC	WHITE (NOT HISPANIC)	Total	Total	
											Minority	% Minority
0030	ADAMS COUNTY 14	0020	ADAMS CITY MIDDLE SCHOOL	6TH	2	0	3	148	54	207	153	73.91%
0030	ADAMS COUNTY 14	0020	ADAMS CITY MIDDLE SCHOOL	7TH	8	0	1	153	33	195	162	83.08%
0030	ADAMS COUNTY 14	0020	ADAMS CITY MIDDLE SCHOOL	8TH	3	1	8	155	42	209	167	79.90%
0030	ADAMS COUNTY 14	0020	ADAMS CITY MIDDLE SCHOOL	SCHOOL T	13	1	12	456	129	611	482	78.89%
0030	ADAMS COUNTY 14	0022	LESTER R ARNOLD HIGH SCHOOL	9TH	1	2	1	37	16	57	41	71.93%
0030	ADAMS COUNTY 14	0022	LESTER R ARNOLD HIGH SCHOOL	10TH	2	1	2	25	17	47	30	63.83%
0030	ADAMS COUNTY 14	0022	LESTER R ARNOLD HIGH SCHOOL	11TH	1	0	0	28	11	40	29	72.50%
0030	ADAMS COUNTY 14	0022	LESTER R ARNOLD HIGH SCHOOL	12TH	0	0	3	57	9	69	60	86.96%
0030	ADAMS COUNTY 14	0022	LESTER R ARNOLD HIGH SCHOOL	SCHOOL T	4	3	6	147	53	213	160	75.12%
0030	ADAMS COUNTY 14	0024	ADAMS CITY HIGH SCHOOL	9TH	6	2	9	306	69	392	323	82.40%
0030	ADAMS COUNTY 14	0024	ADAMS CITY HIGH SCHOOL	10TH	6	2	17	306	75	406	331	81.53%
0030	ADAMS COUNTY 14	0024	ADAMS CITY HIGH SCHOOL	11TH	8	4	19	286	77	394	317	80.46%
0030	ADAMS COUNTY 14	0024	ADAMS CITY HIGH SCHOOL	12TH	2	2	7	176	49	236	187	79.24%
0030	ADAMS COUNTY 14	0024	ADAMS CITY HIGH SCHOOL	SCHOOL T	22	10	52	1,074	270	1,428	1,158	81.09%
0030	ADAMS COUNTY 14	0124	ACSD 14 CHILD CARE CENTER	PK	0	0	0	32	11	43	32	74.42%
0030	ADAMS COUNTY 14	0124	ACSD 14 CHILD CARE CENTER	KINDERG/	0	0	0	61	11	72	61	84.72%
0030	ADAMS COUNTY 14	0124	ACSD 14 CHILD CARE CENTER	SCHOOL T	0	0	0	93	22	115	93	80.87%
0030	ADAMS COUNTY 14	0186	ALSUP ELEMENTARY SCHOOL	PK	0	0	1	26	5	32	27	84.38%
0030	ADAMS COUNTY 14	0186	ALSUP ELEMENTARY SCHOOL	HALF DAY	1	0	1	45	6	53	47	88.68%
0030	ADAMS COUNTY 14	0186	ALSUP ELEMENTARY SCHOOL	KINDERG/	0	0	1	14	1	16	15	93.75%
0030	ADAMS COUNTY 14	0186	ALSUP ELEMENTARY SCHOOL	1ST	1	0	0	71	14	86	72	83.72%
0030	ADAMS COUNTY 14	0186	ALSUP ELEMENTARY SCHOOL	2ND	0	0	1	75	14	90	76	84.44%
0030	ADAMS COUNTY 14	0186	ALSUP ELEMENTARY SCHOOL	3RD	3	0	0	69	23	95	72	75.79%
0030	ADAMS COUNTY 14	0186	ALSUP ELEMENTARY SCHOOL	4TH	0	0	5	65	12	82	70	85.37%
0030	ADAMS COUNTY 14	0186	ALSUP ELEMENTARY SCHOOL	5TH	0	1	3	54	25	83	58	69.88%
0030	ADAMS COUNTY 14	0186	ALSUP ELEMENTARY SCHOOL	SCHOOL T	5	1	12	419	100	537	437	81.38%
0030	ADAMS COUNTY 14	1426	CENTRAL ELEMENTARY SCHOOL	PK	0	1	0	30	3	34	31	91.18%
0030	ADAMS COUNTY 14	1426	CENTRAL ELEMENTARY SCHOOL	HALF DAY	0	0	5	67	9	81	72	88.89%
0030	ADAMS COUNTY 14	1426	CENTRAL ELEMENTARY SCHOOL	KINDERG/	0	0	1	14	1	16	15	93.75%
0030	ADAMS COUNTY 14	1426	CENTRAL ELEMENTARY SCHOOL	1ST	2	0	4	85	10	101	91	90.10%
0030	ADAMS COUNTY 14	1426	CENTRAL ELEMENTARY SCHOOL	2ND	1	0	3	87	13	104	91	87.50%
0030	ADAMS COUNTY 14	1426	CENTRAL ELEMENTARY SCHOOL	3RD	1	0	5	61	8	75	67	89.33%
0030	ADAMS COUNTY 14	1426	CENTRAL ELEMENTARY SCHOOL	4TH	1	1	7	64	11	84	73	86.90%
0030	ADAMS COUNTY 14	1426	CENTRAL ELEMENTARY SCHOOL	5TH	0	0	3	50	15	68	53	77.94%
0030	ADAMS COUNTY 14	1426	CENTRAL ELEMENTARY SCHOOL	SCHOOL T	5	2	28	458	70	563	493	87.57%
0030	ADAMS COUNTY 14	1882	COMMUNITY LEADERSHIP ACADEMY	KINDERG/	0	0	3	42	6	51	45	88.24%
0030	ADAMS COUNTY 14	1882	COMMUNITY LEADERSHIP ACADEMY	1ST	1	1	0	46	6	54	48	88.89%
0030	ADAMS COUNTY 14	1882	COMMUNITY LEADERSHIP ACADEMY	2ND	0	1	1	41	7	50	43	86.00%
0030	ADAMS COUNTY 14	1882	COMMUNITY LEADERSHIP ACADEMY	3RD	1	0	0	42	10	53	43	81.13%
0030	ADAMS COUNTY 14	1882	COMMUNITY LEADERSHIP ACADEMY	4TH	1	0	2	37	8	48	40	83.33%
0030	ADAMS COUNTY 14	1882	COMMUNITY LEADERSHIP ACADEMY	5TH	1	0	0	41	5	47	42	89.36%
0030	ADAMS COUNTY 14	1882	COMMUNITY LEADERSHIP ACADEMY	6TH	0	0	0	30	3	33	30	90.91%
0030	ADAMS COUNTY 14	1882	COMMUNITY LEADERSHIP ACADEMY	7TH	1	0	0	42	8	51	43	84.31%
0030	ADAMS COUNTY 14	1882	COMMUNITY LEADERSHIP ACADEMY	8TH	1	1	0	38	8	48	40	83.33%
0030	ADAMS COUNTY 14	1882	COMMUNITY LEADERSHIP ACADEMY	SCHOOL T	6	3	6	359	61	435	374	85.98%
0030	ADAMS COUNTY 14	2308	DUPONT ELEMENTARY SCHOOL	PK	0	0	0	25	7	32	25	78.13%
0030	ADAMS COUNTY 14	2308	DUPONT ELEMENTARY SCHOOL	HALF DAY	0	0	1	55	14	70	56	80.00%
0030	ADAMS COUNTY 14	2308	DUPONT ELEMENTARY SCHOOL	KINDERG/	0	0	0	16	0	16	16	100.00%
0030	ADAMS COUNTY 14	2308	DUPONT ELEMENTARY SCHOOL	1ST	0	0	3	74	19	96	77	80.21%
0030	ADAMS COUNTY 14	2308	DUPONT ELEMENTARY SCHOOL	2ND	2	1	1	86	13	103	90	87.38%
0030	ADAMS COUNTY 14	2308	DUPONT ELEMENTARY SCHOOL	3RD	0	1	1	52	16	70	54	77.14%
0030	ADAMS COUNTY 14	2308	DUPONT ELEMENTARY SCHOOL	4TH	1	0	1	60	20	82	62	75.61%
0030	ADAMS COUNTY 14	2308	DUPONT ELEMENTARY SCHOOL	5TH	0	0	1	64	17	82	65	79.27%
0030	ADAMS COUNTY 14	2308	DUPONT ELEMENTARY SCHOOL	SCHOOL T	3	2	8	432	106	551	445	80.76%
0030	ADAMS COUNTY 14	4516	KEARNEY MIDDLE SCHOOL	6TH	3	0	9	160	25	197	172	87.31%
0030	ADAMS COUNTY 14	4516	KEARNEY MIDDLE SCHOOL	7TH	2	0	4	142	20	168	148	88.10%
0030	ADAMS COUNTY 14	4516	KEARNEY MIDDLE SCHOOL	8TH	2	1	5	151	19	178	159	89.33%
0030	ADAMS COUNTY 14	4516	KEARNEY MIDDLE SCHOOL	SCHOOL T	7	1	18	453	64	543	479	88.21%
0030	ADAMS COUNTY 14	4536	KEMP ELEMENTARY SCHOOL	PK	0	0	2	30	6	38	32	84.21%
0030	ADAMS COUNTY 14	4536	KEMP ELEMENTARY SCHOOL	HALF DAY	0	0	0	41	8	49	41	83.67%
0030	ADAMS COUNTY 14	4536	KEMP ELEMENTARY SCHOOL	1ST	1	0	5	50	7	63	56	88.89%
0030	ADAMS COUNTY 14	4536	KEMP ELEMENTARY SCHOOL	2ND	0	0	2	47	12	61	49	80.33%
0030	ADAMS COUNTY 14	4536	KEMP ELEMENTARY SCHOOL	3RD	1	0	1	48	8	58	50	86.21%




COLORADO DEPARTMENT OF EDUCATION
FALL 2007 PUPIL MEMBERSHIP BY DISTRICT, SCHOOL, GRADE, RACE/ETHNICITY, AND GENDER

District Code	DISTRICT	School Code	SCHOOL	GRADE	AMERICAN INDIAN OR ALASKAN NATIVE	ASIAN OR PACIFIC ISLANDER	BLACK (NOT HISPANIC)	HISPANIC	WHITE (NOT HISPANIC)	Total	Total	
											Minority	% Minority
0030	ADAMS COUNTY 14	4536	KEMP ELEMENTARY SCHOOL	4TH	0	0	2	35	13	50	37	74.00%
0030	ADAMS COUNTY 14	4536	KEMP ELEMENTARY SCHOOL	5TH	1	0	0	33	12	46	34	73.91%
0030	ADAMS COUNTY 14	4536	KEMP ELEMENTARY SCHOOL	SCHOOL T	3	0	12	284	66	365	299	81.92%
0030	ADAMS COUNTY 14	5880	MILDRED L SANVILLE PRESCHOOL	PK	1	0	2	77	12	92	80	86.96%
0030	ADAMS COUNTY 14	5880	MILDRED L SANVILLE PRESCHOOL	SCHOOL T	1	0	2	77	12	92	80	86.96%
0030	ADAMS COUNTY 14	5982	MONACO ELEMENTARY SCHOOL	PK	0	0	1	26	3	30	27	90.00%
0030	ADAMS COUNTY 14	5982	MONACO ELEMENTARY SCHOOL	HALF DAY	0	0	0	46	11	57	46	80.70%
0030	ADAMS COUNTY 14	5982	MONACO ELEMENTARY SCHOOL	1ST	0	0	1	53	5	59	54	91.53%
0030	ADAMS COUNTY 14	5982	MONACO ELEMENTARY SCHOOL	2ND	0	0	1	59	8	68	60	88.24%
0030	ADAMS COUNTY 14	5982	MONACO ELEMENTARY SCHOOL	3RD	0	0	1	62	16	79	63	79.75%
0030	ADAMS COUNTY 14	5982	MONACO ELEMENTARY SCHOOL	4TH	1	0	0	53	10	64	54	84.38%
0030	ADAMS COUNTY 14	5982	MONACO ELEMENTARY SCHOOL	5TH	2	0	2	62	12	78	66	84.62%
0030	ADAMS COUNTY 14	5982	MONACO ELEMENTARY SCHOOL	SCHOOL T	3	0	6	361	65	435	370	85.06%
0030	ADAMS COUNTY 14	6534	HANSON ELEMENTARY SCHOOL	PK	0	0	0	27	4	31	27	87.10%
0030	ADAMS COUNTY 14	6534	HANSON ELEMENTARY SCHOOL	HALF DAY	0	0	1	51	7	59	52	88.14%
0030	ADAMS COUNTY 14	6534	HANSON ELEMENTARY SCHOOL	1ST	0	0	1	44	7	52	45	86.54%
0030	ADAMS COUNTY 14	6534	HANSON ELEMENTARY SCHOOL	2ND	1	0	0	42	5	48	43	89.58%
0030	ADAMS COUNTY 14	6534	HANSON ELEMENTARY SCHOOL	3RD	0	0	0	46	4	50	46	92.00%
0030	ADAMS COUNTY 14	6534	HANSON ELEMENTARY SCHOOL	4TH	0	1	0	36	3	40	37	92.50%
0030	ADAMS COUNTY 14	6534	HANSON ELEMENTARY SCHOOL	5TH	0	1	0	32	4	37	33	89.19%
0030	ADAMS COUNTY 14	6534	HANSON ELEMENTARY SCHOOL	6TH	0	2	0	30	5	37	32	86.49%
0030	ADAMS COUNTY 14	6534	HANSON ELEMENTARY SCHOOL	7TH	0	0	0	32	2	34	32	94.12%
0030	ADAMS COUNTY 14	6534	HANSON ELEMENTARY SCHOOL	8TH	0	1	0	34	2	37	35	94.59%
0030	ADAMS COUNTY 14	6534	HANSON ELEMENTARY SCHOOL	SCHOOL T	1	5	2	374	43	425	382	89.88%
0030	ADAMS COUNTY 14	7500	ROSE HILL ELEMENTARY SCHOOL	PK	0	0	0	26	3	29	26	89.66%
0030	ADAMS COUNTY 14	7500	ROSE HILL ELEMENTARY SCHOOL	HALF DAY	0	1	4	41	6	52	46	88.46%
0030	ADAMS COUNTY 14	7500	ROSE HILL ELEMENTARY SCHOOL	KINDERG/	0	0	0	14	2	16	14	87.50%
0030	ADAMS COUNTY 14	7500	ROSE HILL ELEMENTARY SCHOOL	1ST	0	1	1	60	9	71	62	87.32%
0030	ADAMS COUNTY 14	7500	ROSE HILL ELEMENTARY SCHOOL	2ND	1	0	3	50	6	60	54	90.00%
0030	ADAMS COUNTY 14	7500	ROSE HILL ELEMENTARY SCHOOL	3RD	0	0	2	55	5	62	57	91.94%
0030	ADAMS COUNTY 14	7500	ROSE HILL ELEMENTARY SCHOOL	4TH	0	0	3	63	6	72	66	91.67%
0030	ADAMS COUNTY 14	7500	ROSE HILL ELEMENTARY SCHOOL	5TH	1	2	2	44	7	56	49	87.50%
0030	ADAMS COUNTY 14	7500	ROSE HILL ELEMENTARY SCHOOL	SCHOOL T	2	4	15	353	44	418	374	89.47%
0030	ADAMS COUNTY 14		DISTRICT TOTAL		75	32	179	5,340	1,105	6,731	5,626	83.58%
0040	BRIGHTON 27J	0700	BELLE CREEK CHARTER SCHOOL	HALF DAY	0	2	0	1	4	7	3	42.86%
0040	BRIGHTON 27J	0700	BELLE CREEK CHARTER SCHOOL	KINDERG/	1	2	4	34	53	94	41	43.62%
0040	BRIGHTON 27J	0700	BELLE CREEK CHARTER SCHOOL	1ST	1	2	5	28	43	79	36	45.57%
0040	BRIGHTON 27J	0700	BELLE CREEK CHARTER SCHOOL	2ND	4	5	3	25	64	101	37	36.63%
0040	BRIGHTON 27J	0700	BELLE CREEK CHARTER SCHOOL	3RD	1	1	2	32	43	79	36	45.57%
0040	BRIGHTON 27J	0700	BELLE CREEK CHARTER SCHOOL	4TH	0	4	1	22	51	78	27	34.62%
0040	BRIGHTON 27J	0700	BELLE CREEK CHARTER SCHOOL	5TH	0	2	1	18	28	49	21	42.86%
0040	BRIGHTON 27J	0700	BELLE CREEK CHARTER SCHOOL	6TH	2	2	4	32	26	66	40	60.61%
0040	BRIGHTON 27J	0700	BELLE CREEK CHARTER SCHOOL	7TH	0	2	0	28	36	66	30	45.45%
0040	BRIGHTON 27J	0700	BELLE CREEK CHARTER SCHOOL	8TH	0	1	1	12	17	31	14	45.16%
0040	BRIGHTON 27J	0700	BELLE CREEK CHARTER SCHOOL	SCHOOL T	9	23	21	232	365	650	285	43.85%
0040	BRIGHTON 27J	1021	BRIGHTON HERITAGE ACADEMY	6TH	0	0	0	0	1	1	0	0.00%
0040	BRIGHTON 27J	1021	BRIGHTON HERITAGE ACADEMY	7TH	0	0	0	10	2	12	10	83.33%
0040	BRIGHTON 27J	1021	BRIGHTON HERITAGE ACADEMY	8TH	0	0	0	27	10	37	27	72.97%
0040	BRIGHTON 27J	1021	BRIGHTON HERITAGE ACADEMY	9TH	1	4	2	66	44	117	73	62.39%
0040	BRIGHTON 27J	1021	BRIGHTON HERITAGE ACADEMY	10TH	1	2	0	36	21	60	39	65.00%
0040	BRIGHTON 27J	1021	BRIGHTON HERITAGE ACADEMY	11TH	0	3	1	24	13	41	28	68.29%
0040	BRIGHTON 27J	1021	BRIGHTON HERITAGE ACADEMY	12TH	0	0	0	9	11	20	9	45.00%
0040	BRIGHTON 27J	1021	BRIGHTON HERITAGE ACADEMY	SCHOOL T	2	9	3	172	102	288	186	64.58%
0040	BRIGHTON 27J	1022	BRIGHTON HIGH SCHOOL	9TH	3	11	5	204	212	435	223	51.26%
0040	BRIGHTON 27J	1022	BRIGHTON HIGH SCHOOL	10TH	1	5	5	157	206	374	168	44.92%
0040	BRIGHTON 27J	1022	BRIGHTON HIGH SCHOOL	11TH	1	7	4	130	175	317	142	44.79%
0040	BRIGHTON 27J	1022	BRIGHTON HIGH SCHOOL	12TH	1	17	9	138	211	376	165	43.88%
0040	BRIGHTON 27J	1022	BRIGHTON HIGH SCHOOL	SCHOOL T	6	40	23	629	804	1,502	698	46.47%
0040	BRIGHTON 27J	1027	BRIGHTON COLLEGIATE HIGH SCHOOL	9TH	1	2	2	37	69	111	42	37.84%
0040	BRIGHTON 27J	1027	BRIGHTON COLLEGIATE HIGH SCHOOL	10TH	1	2	2	31	38	74	36	48.65%
0040	BRIGHTON 27J	1027	BRIGHTON COLLEGIATE HIGH SCHOOL	11TH	0	2	0	24	38	64	26	40.63%
0040	BRIGHTON 27J	1027	BRIGHTON COLLEGIATE HIGH SCHOOL	12TH	1	0	0	23	33	57	24	42.11%
0040	BRIGHTON 27J	1027	BRIGHTON COLLEGIATE HIGH SCHOOL	SCHOOL T	3	6	4	115	178	306	128	41.83%



COLORADO DEPARTMENT OF EDUCATION
FALL 2007 PUPIL MEMBERSHIP BY DISTRICT, SCHOOL, GRADE, RACE/ETHNICITY, AND GENDER

District Code	DISTRICT	School Code	SCHOOL	GRADE	AMERICAN INDIAN OR ALASKAN NATIVE		ASIAN OR PACIFIC ISLANDER		BLACK (NOT HISPANIC)		WHITE (NOT HISPANIC)		Total	Total	
												Minority		% Minority	
0040	BRIGHTON 27J	1052	BROMLEY EAST CHARTER SCHOOL	HALF DAY	1	2	0	10	28	41	13	31.71%			
0040	BRIGHTON 27J	1052	BROMLEY EAST CHARTER SCHOOL	KINDERG/	0	1	0	7	56	64	8	12.50%			
0040	BRIGHTON 27J	1052	BROMLEY EAST CHARTER SCHOOL	1ST	0	5	4	19	69	97	28	28.87%			
0040	BRIGHTON 27J	1052	BROMLEY EAST CHARTER SCHOOL	2ND	0	1	1	25	67	94	27	28.72%			
0040	BRIGHTON 27J	1052	BROMLEY EAST CHARTER SCHOOL	3RD	0	8	2	24	63	97	34	35.05%			
0040	BRIGHTON 27J	1052	BROMLEY EAST CHARTER SCHOOL	4TH	1	3	1	22	65	92	27	29.35%			
0040	BRIGHTON 27J	1052	BROMLEY EAST CHARTER SCHOOL	5TH	1	2	1	19	58	81	23	28.40%			
0040	BRIGHTON 27J	1052	BROMLEY EAST CHARTER SCHOOL	6TH	1	5	2	24	60	92	32	34.78%			
0040	BRIGHTON 27J	1052	BROMLEY EAST CHARTER SCHOOL	7TH	1	6	2	23	64	96	32	33.33%			
0040	BRIGHTON 27J	1052	BROMLEY EAST CHARTER SCHOOL	8TH	2	4	0	20	30	56	26	46.43%			
0040	BRIGHTON 27J	1052	BROMLEY EAST CHARTER SCHOOL	SCHOOL T	7	37	13	193	560	810	250	30.86%			
0040	BRIGHTON 27J	3900	HENDERSON ELEMENTARY SCHOOL	PK	3	4	2	51	92	152	60	39.47%			
0040	BRIGHTON 27J	3900	HENDERSON ELEMENTARY SCHOOL	HALF DAY	0	3	2	26	36	67	31	46.27%			
0040	BRIGHTON 27J	3900	HENDERSON ELEMENTARY SCHOOL	1ST	0	2	1	20	31	54	23	42.59%			
0040	BRIGHTON 27J	3900	HENDERSON ELEMENTARY SCHOOL	2ND	0	2	3	29	25	59	34	57.63%			
0040	BRIGHTON 27J	3900	HENDERSON ELEMENTARY SCHOOL	3RD	0	1	2	19	32	54	22	40.74%			
0040	BRIGHTON 27J	3900	HENDERSON ELEMENTARY SCHOOL	4TH	0	1	1	25	27	54	27	50.00%			
0040	BRIGHTON 27J	3900	HENDERSON ELEMENTARY SCHOOL	5TH	0	0	1	24	27	52	25	48.08%			
0040	BRIGHTON 27J	3900	HENDERSON ELEMENTARY SCHOOL	6TH	0	2	0	26	26	54	28	51.85%			
0040	BRIGHTON 27J	3900	HENDERSON ELEMENTARY SCHOOL	SCHOOL T	3	15	12	220	296	546	250	45.79%			
0040	BRIGHTON 27J	4950	LANDMARK ACADEMY AT REUNION	HALF DAY	0	1	2	12	26	41	15	36.59%			
0040	BRIGHTON 27J	4950	LANDMARK ACADEMY AT REUNION	KINDERG/	0	1	1	9	30	41	11	26.83%			
0040	BRIGHTON 27J	4950	LANDMARK ACADEMY AT REUNION	1ST	1	3	2	14	61	81	20	24.69%			
0040	BRIGHTON 27J	4950	LANDMARK ACADEMY AT REUNION	2ND	1	0	4	15	53	73	20	27.40%			
0040	BRIGHTON 27J	4950	LANDMARK ACADEMY AT REUNION	3RD	0	3	3	22	31	59	28	47.46%			
0040	BRIGHTON 27J	4950	LANDMARK ACADEMY AT REUNION	4TH	0	2	5	14	40	61	21	34.43%			
0040	BRIGHTON 27J	4950	LANDMARK ACADEMY AT REUNION	5TH	1	0	3	12	34	50	16	32.00%			
0040	BRIGHTON 27J	4950	LANDMARK ACADEMY AT REUNION	SCHOOL T	3	10	20	98	275	406	131	32.27%			
0040	BRIGHTON 27J	5615	MARY E PENNOCK K-8 ELEMENTARY SCHOOL	HALF DAY	1	4	3	51	85	144	59	40.97%			
0040	BRIGHTON 27J	5615	MARY E PENNOCK K-8 ELEMENTARY SCHOOL	1ST	4	3	4	59	79	149	70	46.98%			
0040	BRIGHTON 27J	5615	MARY E PENNOCK K-8 ELEMENTARY SCHOOL	2ND	1	8	3	44	80	136	56	41.18%			
0040	BRIGHTON 27J	5615	MARY E PENNOCK K-8 ELEMENTARY SCHOOL	3RD	2	4	4	46	65	121	56	46.28%			
0040	BRIGHTON 27J	5615	MARY E PENNOCK K-8 ELEMENTARY SCHOOL	4TH	5	2	2	38	71	118	47	39.83%			
0040	BRIGHTON 27J	5615	MARY E PENNOCK K-8 ELEMENTARY SCHOOL	5TH	2	5	0	45	54	106	52	49.06%			
0040	BRIGHTON 27J	5615	MARY E PENNOCK K-8 ELEMENTARY SCHOOL	6TH	0	4	0	27	56	87	31	35.63%			
0040	BRIGHTON 27J	5615	MARY E PENNOCK K-8 ELEMENTARY SCHOOL	SCHOOL T	15	30	16	310	490	861	371	43.09%			
0040	BRIGHTON 27J	6294	NORTH ELEMENTARY SCHOOL	PK	0	0	0	42	20	62	42	67.74%			
0040	BRIGHTON 27J	6294	NORTH ELEMENTARY SCHOOL	HALF DAY	0	0	0	28	6	34	28	82.35%			
0040	BRIGHTON 27J	6294	NORTH ELEMENTARY SCHOOL	KINDERG/	0	1	0	28	5	34	29	85.29%			
0040	BRIGHTON 27J	6294	NORTH ELEMENTARY SCHOOL	1ST	1	1	0	45	8	55	47	85.45%			
0040	BRIGHTON 27J	6294	NORTH ELEMENTARY SCHOOL	2ND	1	4	1	49	8	63	55	87.30%			
0040	BRIGHTON 27J	6294	NORTH ELEMENTARY SCHOOL	3RD	0	0	0	57	9	66	57	86.36%			
0040	BRIGHTON 27J	6294	NORTH ELEMENTARY SCHOOL	4TH	0	2	0	56	7	65	58	89.23%			
0040	BRIGHTON 27J	6294	NORTH ELEMENTARY SCHOOL	5TH	0	1	0	54	7	62	55	88.71%			
0040	BRIGHTON 27J	6294	NORTH ELEMENTARY SCHOOL	SCHOOL T	2	9	1	359	70	441	371	84.13%			
0040	BRIGHTON 27J	6395	NORTHEAST ELEMENTARY SCHOOL	PK	1	0	0	18	12	31	19	61.29%			
0040	BRIGHTON 27J	6395	NORTHEAST ELEMENTARY SCHOOL	HALF DAY	0	1	1	37	27	66	39	59.09%			
0040	BRIGHTON 27J	6395	NORTHEAST ELEMENTARY SCHOOL	KINDERG/	1	0	0	13	2	16	14	87.50%			
0040	BRIGHTON 27J	6395	NORTHEAST ELEMENTARY SCHOOL	1ST	1	1	2	57	44	105	61	58.10%			
0040	BRIGHTON 27J	6395	NORTHEAST ELEMENTARY SCHOOL	2ND	1	0	2	58	46	107	61	57.01%			
0040	BRIGHTON 27J	6395	NORTHEAST ELEMENTARY SCHOOL	3RD	2	0	0	56	44	102	58	56.86%			
0040	BRIGHTON 27J	6395	NORTHEAST ELEMENTARY SCHOOL	4TH	1	0	1	51	40	93	53	56.99%			
0040	BRIGHTON 27J	6395	NORTHEAST ELEMENTARY SCHOOL	5TH	0	2	1	48	47	98	51	52.04%			
0040	BRIGHTON 27J	6395	NORTHEAST ELEMENTARY SCHOOL	SCHOOL T	7	4	7	338	262	618	356	57.61%			
0040	BRIGHTON 27J	6638	OVERLAND TRAIL MIDDLE SCHOOL	6TH	1	2	3	101	73	180	107	59.44%			
0040	BRIGHTON 27J	6638	OVERLAND TRAIL MIDDLE SCHOOL	7TH	5	8	4	113	93	223	130	58.30%			
0040	BRIGHTON 27J	6638	OVERLAND TRAIL MIDDLE SCHOOL	8TH	2	1	4	100	79	186	107	57.53%			
0040	BRIGHTON 27J	6638	OVERLAND TRAIL MIDDLE SCHOOL	SCHOOL T	8	11	11	314	245	589	344	58.40%			
0040	BRIGHTON 27J	7129	PRAIRIE VIEW	7TH	3	24	16	122	185	350	165	47.14%			
0040	BRIGHTON 27J	7129	PRAIRIE VIEW	8TH	2	17	15	155	181	370	189	51.08%			
0040	BRIGHTON 27J	7129	PRAIRIE VIEW	9TH	7	27	24	200	188	446	258	57.85%			
0040	BRIGHTON 27J	7129	PRAIRIE VIEW	10TH	5	14	26	151	154	350	196	56.00%			
0040	BRIGHTON 27J	7129	PRAIRIE VIEW	11TH	3	12	15	63	109	202	93	46.04%			



COLORADO DEPARTMENT OF EDUCATION
FALL 2007 PUPIL MEMBERSHIP BY DISTRICT, SCHOOL, GRADE, RACE/ETHNICITY, AND GENDER

District Code	DISTRICT	School Code	SCHOOL	GRADE	AMERICAN	ASIAN OR	BLACK (NOT	WHITE (NOT		Total	Total	
					INDIAN OR ALASKAN NATIVE	PACIFIC ISLANDER	HISPANIC)	HISPANIC	HISPANIC)		Minority	% Minority
0040	BRIGHTON 27J	7129	PRAIRIE VIEW	SCHOOL T	20	94	96	691	817	1,718	901	52.44%
0040	BRIGHTON 27J	7714	SECOND CREEK K-8 ELEMENTARY SCHOOL	HALF DAY	1	10	13	39	58	121	63	52.07%
0040	BRIGHTON 27J	7714	SECOND CREEK K-8 ELEMENTARY SCHOOL	1ST	0	10	6	50	74	140	66	47.14%
0040	BRIGHTON 27J	7714	SECOND CREEK K-8 ELEMENTARY SCHOOL	2ND	0	9	12	44	55	120	65	54.17%
0040	BRIGHTON 27J	7714	SECOND CREEK K-8 ELEMENTARY SCHOOL	3RD	0	7	11	56	70	144	74	51.39%
0040	BRIGHTON 27J	7714	SECOND CREEK K-8 ELEMENTARY SCHOOL	4TH	1	8	13	41	60	123	63	51.22%
0040	BRIGHTON 27J	7714	SECOND CREEK K-8 ELEMENTARY SCHOOL	5TH	2	12	10	39	56	119	63	52.94%
0040	BRIGHTON 27J	7714	SECOND CREEK K-8 ELEMENTARY SCHOOL	SCHOOL T	4	56	65	269	373	767	394	51.37%
0040	BRIGHTON 27J	8032	JOHN W THIMMIG ELEMENTARY SCHOOL	HALF DAY	1	2	4	38	38	83	45	54.22%
0040	BRIGHTON 27J	8032	JOHN W THIMMIG ELEMENTARY SCHOOL	1ST	3	3	3	41	49	99	50	50.51%
0040	BRIGHTON 27J	8032	JOHN W THIMMIG ELEMENTARY SCHOOL	2ND	2	3	0	51	40	96	56	58.33%
0040	BRIGHTON 27J	8032	JOHN W THIMMIG ELEMENTARY SCHOOL	3RD	1	1	0	44	51	97	46	47.42%
0040	BRIGHTON 27J	8032	JOHN W THIMMIG ELEMENTARY SCHOOL	4TH	1	3	0	52	53	109	56	51.38%
0040	BRIGHTON 27J	8032	JOHN W THIMMIG ELEMENTARY SCHOOL	5TH	0	3	3	46	58	110	52	47.27%
0040	BRIGHTON 27J	8032	JOHN W THIMMIG ELEMENTARY SCHOOL	6TH	0	8	17	109	146	280	134	47.86%
0040	BRIGHTON 27J	8032	JOHN W THIMMIG ELEMENTARY SCHOOL	SCHOOL T	8	23	27	381	435	874	439	50.23%
0040	BRIGHTON 27J	8060	SOUTH ELEMENTARY SCHOOL	HALF DAY	0	0	2	46	17	65	48	73.85%
0040	BRIGHTON 27J	8060	SOUTH ELEMENTARY SCHOOL	KINDERG/	0	0	0	18	0	18	18	100.00%
0040	BRIGHTON 27J	8060	SOUTH ELEMENTARY SCHOOL	1ST	0	1	1	74	19	95	76	80.00%
0040	BRIGHTON 27J	8060	SOUTH ELEMENTARY SCHOOL	2ND	1	0	0	60	28	89	61	68.54%
0040	BRIGHTON 27J	8060	SOUTH ELEMENTARY SCHOOL	3RD	0	0	1	73	29	103	74	71.84%
0040	BRIGHTON 27J	8060	SOUTH ELEMENTARY SCHOOL	4TH	0	1	1	58	26	86	60	69.77%
0040	BRIGHTON 27J	8060	SOUTH ELEMENTARY SCHOOL	5TH	0	0	0	48	17	65	48	73.85%
0040	BRIGHTON 27J	8060	SOUTH ELEMENTARY SCHOOL	SCHOOL T	1	2	5	377	136	521	385	73.90%
0040	BRIGHTON 27J	8130	SOUTHEAST ELEMENTARY SCHOOL	PK	1	1	1	43	44	90	46	51.11%
0040	BRIGHTON 27J	8130	SOUTHEAST ELEMENTARY SCHOOL	HALF DAY	2	4	2	45	41	94	53	56.38%
0040	BRIGHTON 27J	8130	SOUTHEAST ELEMENTARY SCHOOL	1ST	0	4	1	44	52	101	49	48.51%
0040	BRIGHTON 27J	8130	SOUTHEAST ELEMENTARY SCHOOL	2ND	0	0	1	59	45	105	60	57.14%
0040	BRIGHTON 27J	8130	SOUTHEAST ELEMENTARY SCHOOL	3RD	0	1	0	51	50	102	52	50.98%
0040	BRIGHTON 27J	8130	SOUTHEAST ELEMENTARY SCHOOL	4TH	1	1	0	46	51	99	48	48.48%
0040	BRIGHTON 27J	8130	SOUTHEAST ELEMENTARY SCHOOL	5TH	1	1	1	50	56	109	53	48.62%
0040	BRIGHTON 27J	8130	SOUTHEAST ELEMENTARY SCHOOL	SCHOOL T	5	12	6	338	339	700	361	51.57%
0040	BRIGHTON 27J	9230	VIKAN MIDDLE SCHOOL	6TH	1	0	2	91	71	165	94	56.97%
0040	BRIGHTON 27J	9230	VIKAN MIDDLE SCHOOL	7TH	0	2	1	92	78	173	95	54.91%
0040	BRIGHTON 27J	9230	VIKAN MIDDLE SCHOOL	8TH	1	0	2	91	69	163	94	57.67%
0040	BRIGHTON 27J	9230	VIKAN MIDDLE SCHOOL	SCHOOL T	2	2	5	274	218	501	283	56.49%
0040	BRIGHTON 27J	9426	WEST RIDGE ELEMENTARY	PK	1	9	1	18	28	57	29	50.88%
0040	BRIGHTON 27J	9426	WEST RIDGE ELEMENTARY	HALF DAY	1	13	3	14	62	93	31	33.33%
0040	BRIGHTON 27J	9426	WEST RIDGE ELEMENTARY	1ST	0	16	0	14	41	71	30	42.25%
0040	BRIGHTON 27J	9426	WEST RIDGE ELEMENTARY	2ND	0	3	4	11	43	61	18	29.51%
0040	BRIGHTON 27J	9426	WEST RIDGE ELEMENTARY	3RD	0	11	3	17	39	70	31	44.29%
0040	BRIGHTON 27J	9426	WEST RIDGE ELEMENTARY	4TH	0	10	3	15	34	62	28	45.16%
0040	BRIGHTON 27J	9426	WEST RIDGE ELEMENTARY	5TH	1	11	0	9	35	56	21	37.50%
0040	BRIGHTON 27J	9426	WEST RIDGE ELEMENTARY	6TH	0	5	3	7	25	40	15	37.50%
0040	BRIGHTON 27J	9426	WEST RIDGE ELEMENTARY	SCHOOL T	3	78	17	105	307	510	203	39.80%
0040	BRIGHTON 27J		DISTRICT TOTAL		108	461	352	5,415	6,272	12,608	6,336	50.25%
0050	BENNETT 29J	0763	BENNETT PRESCHOOL	PK	1	0	1	1	60	63	3	4.76%
0050	BENNETT 29J	0763	BENNETT PRESCHOOL	SCHOOL T	1	0	1	1	60	63	3	4.76%
0050	BENNETT 29J	0770	BENNETT ELEMENTARY SCHOOL	KINDERG/	0	0	0	7	64	71	7	9.86%
0050	BENNETT 29J	0770	BENNETT ELEMENTARY SCHOOL	1ST	1	0	0	14	41	56	15	26.79%
0050	BENNETT 29J	0770	BENNETT ELEMENTARY SCHOOL	2ND	0	1	1	13	51	66	15	22.73%
0050	BENNETT 29J	0770	BENNETT ELEMENTARY SCHOOL	3RD	0	0	2	7	60	69	9	13.04%
0050	BENNETT 29J	0770	BENNETT ELEMENTARY SCHOOL	4TH	4	1	1	13	46	65	19	29.23%
0050	BENNETT 29J	0770	BENNETT ELEMENTARY SCHOOL	5TH	1	0	0	9	48	58	10	17.24%
0050	BENNETT 29J	0770	BENNETT ELEMENTARY SCHOOL	SCHOOL T	6	2	4	63	310	385	75	19.48%
0050	BENNETT 29J	0774	BENNETT MIDDLE SCHOOL	6TH	2	0	0	10	50	62	12	19.35%
0050	BENNETT 29J	0774	BENNETT MIDDLE SCHOOL	7TH	1	0	1	17	62	81	19	23.46%
0050	BENNETT 29J	0774	BENNETT MIDDLE SCHOOL	8TH	2	1	0	10	61	74	13	17.57%
0050	BENNETT 29J	0774	BENNETT MIDDLE SCHOOL	SCHOOL T	5	1	1	37	173	217	44	20.28%
0050	BENNETT 29J	0775	BENNETT HIGH SCHOOL	9TH	1	0	2	23	105	131	26	19.85%
0050	BENNETT 29J	0775	BENNETT HIGH SCHOOL	10TH	0	0	0	6	63	69	6	8.70%
0050	BENNETT 29J	0775	BENNETT HIGH SCHOOL	11TH	1	0	1	6	76	84	8	9.52%
0050	BENNETT 29J	0775	BENNETT HIGH SCHOOL	12TH	1	0	3	6	65	75	10	13.33%




COLORADO DEPARTMENT OF EDUCATION
FALL 2007 PUPIL MEMBERSHIP BY DISTRICT, SCHOOL, GRADE, RACE/ETHNICITY, AND GENDER

District Code	DISTRICT	School Code	SCHOOL	GRADE	AMERICAN	ASIAN OR	BLACK (NOT	WHITE (NOT		Total	Total	
					INDIAN OR ALASKAN NATIVE	PACIFIC ISLANDER	HISPANIC)	HISPANIC	HISPANIC)		Minority	% Minority
0050	BENNETT 29J	0775	BENNETT HIGH SCHOOL	SCHOOL T	3	0	6	41	309	359	50	13.93%
0050	BENNETT 29J	1889	CORRIDOR COMMUNITY ACADEMY	KINDERG/	0	0	0	0	15	15	0	0.00%
0050	BENNETT 29J	1889	CORRIDOR COMMUNITY ACADEMY	1ST	1	0	0	4	20	25	5	20.00%
0050	BENNETT 29J	1889	CORRIDOR COMMUNITY ACADEMY	2ND	1	1	0	1	15	18	3	16.67%
0050	BENNETT 29J	1889	CORRIDOR COMMUNITY ACADEMY	3RD	0	0	0	0	12	12	0	0.00%
0050	BENNETT 29J	1889	CORRIDOR COMMUNITY ACADEMY	4TH	0	0	1	0	14	15	1	6.67%
0050	BENNETT 29J	1889	CORRIDOR COMMUNITY ACADEMY	5TH	0	0	0	0	15	15	0	0.00%
0050	BENNETT 29J	1889	CORRIDOR COMMUNITY ACADEMY	6TH	0	0	0	1	4	5	1	20.00%
0050	BENNETT 29J	1889	CORRIDOR COMMUNITY ACADEMY	7TH	0	0	0	2	11	13	2	15.38%
0050	BENNETT 29J	1889	CORRIDOR COMMUNITY ACADEMY	8TH	0	0	0	0	10	10	0	0.00%
0050	BENNETT 29J	1889	CORRIDOR COMMUNITY ACADEMY	SCHOOL T	2	1	1	8	116	128	12	9.38%
0050	BENNETT 29J		DISTRICT TOTAL		17	4	13	150	968	1,152	184	15.97%
0060	STRASBURG 31J	7133	PRAIRIE CREEKS CHARTER SCHOOL	10TH	0	0	0	1	2	3	1	33.33%
0060	STRASBURG 31J	7133	PRAIRIE CREEKS CHARTER SCHOOL	11TH	0	0	0	0	2	2	0	0.00%
0060	STRASBURG 31J	7133	PRAIRIE CREEKS CHARTER SCHOOL	12TH	0	0	0	1	0	1	1	100.00%
0060	STRASBURG 31J	7133	PRAIRIE CREEKS CHARTER SCHOOL	SCHOOL T	0	0	0	2	4	6	2	33.33%
0060	STRASBURG 31J	8328	STRASBURG ELEMENTARY SCHOOL	PK	0	1	2	11	59	73	14	19.18%
0060	STRASBURG 31J	8328	STRASBURG ELEMENTARY SCHOOL	KINDERG/	0	0	3	7	58	68	10	14.71%
0060	STRASBURG 31J	8328	STRASBURG ELEMENTARY SCHOOL	1ST	0	0	1	6	54	61	7	11.48%
0060	STRASBURG 31J	8328	STRASBURG ELEMENTARY SCHOOL	2ND	0	1	2	6	53	62	9	14.52%
0060	STRASBURG 31J	8328	STRASBURG ELEMENTARY SCHOOL	3RD	0	1	0	6	63	70	7	10.00%
0060	STRASBURG 31J	8328	STRASBURG ELEMENTARY SCHOOL	4TH	0	2	2	10	65	79	14	17.72%
0060	STRASBURG 31J	8328	STRASBURG ELEMENTARY SCHOOL	5TH	0	1	0	15	60	76	16	21.05%
0060	STRASBURG 31J	8328	STRASBURG ELEMENTARY SCHOOL	SCHOOL T	0	6	10	61	412	489	77	15.75%
0060	STRASBURG 31J	8332	HEMPHILL MIDDLE SCHOOL	6TH	2	0	3	7	68	80	12	15.00%
0060	STRASBURG 31J	8332	HEMPHILL MIDDLE SCHOOL	7TH	0	2	0	7	48	57	9	15.79%
0060	STRASBURG 31J	8332	HEMPHILL MIDDLE SCHOOL	8TH	1	2	3	9	76	91	15	16.48%
0060	STRASBURG 31J	8332	HEMPHILL MIDDLE SCHOOL	SCHOOL T	3	4	6	23	192	228	36	15.79%
0060	STRASBURG 31J	8334	STRASBURG HIGH SCHOOL	9TH	1	3	1	3	59	67	8	11.94%
0060	STRASBURG 31J	8334	STRASBURG HIGH SCHOOL	10TH	0	1	0	6	64	71	7	9.86%
0060	STRASBURG 31J	8334	STRASBURG HIGH SCHOOL	11TH	0	1	0	5	74	80	6	7.50%
0060	STRASBURG 31J	8334	STRASBURG HIGH SCHOOL	12TH	1	1	1	5	57	65	8	12.31%
0060	STRASBURG 31J	8334	STRASBURG HIGH SCHOOL	SCHOOL T	2	6	2	19	254	283	29	10.25%
0060	STRASBURG 31J		DISTRICT TOTAL		5	16	18	105	862	1,006	144	14.31%
0070	WESTMINSTER 50	0496	BAKER ELEMENTARY SCHOOL	PK	0	0	0	30	2	32	30	93.75%
0070	WESTMINSTER 50	0496	BAKER ELEMENTARY SCHOOL	HALF DAY	1	1	0	38	7	47	40	85.11%
0070	WESTMINSTER 50	0496	BAKER ELEMENTARY SCHOOL	1ST	1	1	0	60	4	66	62	93.94%
0070	WESTMINSTER 50	0496	BAKER ELEMENTARY SCHOOL	2ND	2	2	1	47	7	59	52	88.14%
0070	WESTMINSTER 50	0496	BAKER ELEMENTARY SCHOOL	3RD	1	2	0	42	6	51	45	88.24%
0070	WESTMINSTER 50	0496	BAKER ELEMENTARY SCHOOL	4TH	0	1	2	41	4	48	44	91.67%
0070	WESTMINSTER 50	0496	BAKER ELEMENTARY SCHOOL	5TH	0	1	1	47	8	57	49	85.96%
0070	WESTMINSTER 50	0496	BAKER ELEMENTARY SCHOOL	SCHOOL T	5	8	4	305	38	360	322	89.44%
0070	WESTMINSTER 50	0788	BERKELEY GARDENS ELEMENTARY SCHOOL	HALF DAY	0	2	2	37	12	53	41	77.36%
0070	WESTMINSTER 50	0788	BERKELEY GARDENS ELEMENTARY SCHOOL	1ST	0	2	0	48	6	56	50	89.29%
0070	WESTMINSTER 50	0788	BERKELEY GARDENS ELEMENTARY SCHOOL	2ND	0	1	0	39	10	50	40	80.00%
0070	WESTMINSTER 50	0788	BERKELEY GARDENS ELEMENTARY SCHOOL	3RD	0	0	0	30	7	37	30	81.08%
0070	WESTMINSTER 50	0788	BERKELEY GARDENS ELEMENTARY SCHOOL	4TH	1	0	1	34	5	41	36	87.80%
0070	WESTMINSTER 50	0788	BERKELEY GARDENS ELEMENTARY SCHOOL	5TH	0	0	1	43	7	51	44	86.27%
0070	WESTMINSTER 50	0788	BERKELEY GARDENS ELEMENTARY SCHOOL	SCHOOL T	1	5	4	231	47	288	241	83.68%
0070	WESTMINSTER 50	1622	CLARA E. METZ ELEMENTARY SCHOOL	HALF DAY	1	3	0	45	7	56	49	87.50%
0070	WESTMINSTER 50	1622	CLARA E. METZ ELEMENTARY SCHOOL	1ST	2	3	5	62	4	76	72	94.74%
0070	WESTMINSTER 50	1622	CLARA E. METZ ELEMENTARY SCHOOL	2ND	2	6	0	64	5	77	72	93.51%
0070	WESTMINSTER 50	1622	CLARA E. METZ ELEMENTARY SCHOOL	3RD	0	3	2	59	9	73	64	87.67%
0070	WESTMINSTER 50	1622	CLARA E. METZ ELEMENTARY SCHOOL	4TH	1	3	2	58	9	73	64	87.67%
0070	WESTMINSTER 50	1622	CLARA E. METZ ELEMENTARY SCHOOL	5TH	2	2	1	56	9	70	61	87.14%
0070	WESTMINSTER 50	1622	CLARA E. METZ ELEMENTARY SCHOOL	SCHOOL T	8	20	10	344	43	425	382	89.88%
0070	WESTMINSTER 50	1666	CLEAR LAKE MIDDLE SCHOOL	6TH	3	23	5	153	40	224	184	82.14%
0070	WESTMINSTER 50	1666	CLEAR LAKE MIDDLE SCHOOL	7TH	2	17	8	165	41	233	192	82.40%
0070	WESTMINSTER 50	1666	CLEAR LAKE MIDDLE SCHOOL	8TH	5	26	3	194	48	276	228	82.61%
0070	WESTMINSTER 50	1666	CLEAR LAKE MIDDLE SCHOOL	SCHOOL T	10	66	16	512	129	733	604	82.40%
0070	WESTMINSTER 50	2035	CROWN POINTE CHARTER ACADEMY	HALF DAY	3	2	0	16	30	51	21	41.18%
0070	WESTMINSTER 50	2035	CROWN POINTE CHARTER ACADEMY	1ST	0	1	2	18	30	51	21	41.18%
0070	WESTMINSTER 50	2035	CROWN POINTE CHARTER ACADEMY	2ND	0	0	0	12	14	26	12	46.15%

COLORADO DEPARTMENT OF EDUCATION
FALL 2007 PUPIL MEMBERSHIP BY DISTRICT, SCHOOL, GRADE, RACE/ETHNICITY, AND GENDER

District Code	DISTRICT	School Code	SCHOOL	GRADE	AMERICAN	ASIAN OR	BLACK (NOT	WHITE (NOT		Total	Total	
					INDIAN OR ALASKAN NATIVE	PACIFIC ISLANDER	HISPANIC)	HISPANIC	HISPANIC)		Minority	% Minority
0070	WESTMINSTER 50	2035	CROWN POINTE CHARTER ACADEMY	3RD	1	1	0	9	15	26	11	42.31%
0070	WESTMINSTER 50	2035	CROWN POINTE CHARTER ACADEMY	4TH	0	2	0	8	16	26	10	38.46%
0070	WESTMINSTER 50	2035	CROWN POINTE CHARTER ACADEMY	5TH	0	2	0	6	18	26	8	30.77%
0070	WESTMINSTER 50	2035	CROWN POINTE CHARTER ACADEMY	6TH	0	1	4	8	17	30	13	43.33%
0070	WESTMINSTER 50	2035	CROWN POINTE CHARTER ACADEMY	7TH	1	0	0	10	13	24	11	45.83%
0070	WESTMINSTER 50	2035	CROWN POINTE CHARTER ACADEMY	8TH	0	2	0	5	15	22	7	31.82%
0070	WESTMINSTER 50	2035	CROWN POINTE CHARTER ACADEMY	SCHOOL T	5	11	6	92	168	282	114	40.43%
0070	WESTMINSTER 50	2876	FAIRVIEW ELEMENTARY SCHOOL	HALF DAY	1	0	1	46	3	51	48	94.12%
0070	WESTMINSTER 50	2876	FAIRVIEW ELEMENTARY SCHOOL	1ST	0	2	0	38	7	47	40	85.11%
0070	WESTMINSTER 50	2876	FAIRVIEW ELEMENTARY SCHOOL	2ND	0	6	1	44	8	59	51	86.44%
0070	WESTMINSTER 50	2876	FAIRVIEW ELEMENTARY SCHOOL	3RD	1	4	0	45	4	54	50	92.59%
0070	WESTMINSTER 50	2876	FAIRVIEW ELEMENTARY SCHOOL	4TH	1	2	2	43	7	55	48	87.27%
0070	WESTMINSTER 50	2876	FAIRVIEW ELEMENTARY SCHOOL	5TH	0	0	1	44	6	51	45	88.24%
0070	WESTMINSTER 50	2876	FAIRVIEW ELEMENTARY SCHOOL	SCHOOL T	3	14	5	260	35	317	282	88.96%
0070	WESTMINSTER 50	3144	FRANCIS M. DAY ELEMENTARY SCHOOL	PK	0	0	0	27	1	28	27	96.43%
0070	WESTMINSTER 50	3144	FRANCIS M. DAY ELEMENTARY SCHOOL	HALF DAY	1	1	0	58	2	62	60	96.77%
0070	WESTMINSTER 50	3144	FRANCIS M. DAY ELEMENTARY SCHOOL	1ST	3	5	0	46	3	57	54	94.74%
0070	WESTMINSTER 50	3144	FRANCIS M. DAY ELEMENTARY SCHOOL	2ND	2	1	0	56	4	63	59	93.65%
0070	WESTMINSTER 50	3144	FRANCIS M. DAY ELEMENTARY SCHOOL	3RD	0	1	0	36	1	38	37	97.37%
0070	WESTMINSTER 50	3144	FRANCIS M. DAY ELEMENTARY SCHOOL	4TH	0	2	0	36	2	40	38	95.00%
0070	WESTMINSTER 50	3144	FRANCIS M. DAY ELEMENTARY SCHOOL	5TH	2	1	0	33	2	38	36	94.74%
0070	WESTMINSTER 50	3144	FRANCIS M. DAY ELEMENTARY SCHOOL	SCHOOL T	8	11	0	292	15	326	311	95.40%
0070	WESTMINSTER 50	3649	GREGORY HILL PRESCHOOL	PK	1	12	3	202	48	266	218	81.95%
0070	WESTMINSTER 50	3649	GREGORY HILL PRESCHOOL	HALF DAY	0	1	0	2	1	4	3	75.00%
0070	WESTMINSTER 50	3649	GREGORY HILL PRESCHOOL	KINDERG/	0	0	0	28	8	36	28	77.78%
0070	WESTMINSTER 50	3649	GREGORY HILL PRESCHOOL	SCHOOL T	1	13	3	232	57	306	249	81.37%
0070	WESTMINSTER 50	3792	HARRIS PARK ELEMENTARY SCHOOL	HALF DAY	0	5	6	31	16	58	42	72.41%
0070	WESTMINSTER 50	3792	HARRIS PARK ELEMENTARY SCHOOL	1ST	0	4	4	59	18	85	67	78.82%
0070	WESTMINSTER 50	3792	HARRIS PARK ELEMENTARY SCHOOL	2ND	0	5	1	49	30	85	55	64.71%
0070	WESTMINSTER 50	3792	HARRIS PARK ELEMENTARY SCHOOL	3RD	0	1	3	47	21	72	51	70.83%
0070	WESTMINSTER 50	3792	HARRIS PARK ELEMENTARY SCHOOL	4TH	1	3	1	44	18	67	49	73.13%
0070	WESTMINSTER 50	3792	HARRIS PARK ELEMENTARY SCHOOL	5TH	0	7	0	42	22	71	49	69.01%
0070	WESTMINSTER 50	3792	HARRIS PARK ELEMENTARY SCHOOL	SCHOOL T	1	25	15	272	125	438	313	71.46%
0070	WESTMINSTER 50	3931	HIDDEN LAKE HIGH SCHOOL	9TH	2	2	0	42	13	59	46	77.97%
0070	WESTMINSTER 50	3931	HIDDEN LAKE HIGH SCHOOL	10TH	0	1	0	28	5	34	29	85.29%
0070	WESTMINSTER 50	3931	HIDDEN LAKE HIGH SCHOOL	11TH	0	0	1	30	10	41	31	75.61%
0070	WESTMINSTER 50	3931	HIDDEN LAKE HIGH SCHOOL	12TH	0	0	0	17	10	27	17	62.96%
0070	WESTMINSTER 50	3931	HIDDEN LAKE HIGH SCHOOL	SCHOOL T	2	3	1	117	38	161	123	76.40%
0070	WESTMINSTER 50	4326	IVER C. RANUM HIGH SCHOOL	9TH	5	29	7	312	110	463	353	76.24%
0070	WESTMINSTER 50	4326	IVER C. RANUM HIGH SCHOOL	10TH	1	20	8	201	81	311	230	73.95%
0070	WESTMINSTER 50	4326	IVER C. RANUM HIGH SCHOOL	11TH	3	22	3	171	70	269	199	73.98%
0070	WESTMINSTER 50	4326	IVER C. RANUM HIGH SCHOOL	12TH	0	21	4	142	99	266	167	62.78%
0070	WESTMINSTER 50	4326	IVER C. RANUM HIGH SCHOOL	SCHOOL T	9	92	22	826	360	1,309	949	72.50%
0070	WESTMINSTER 50	5388	M. SCOTT CARPENTER MIDDLE SCHOOL	6TH	0	1	6	209	27	243	216	88.89%
0070	WESTMINSTER 50	5388	M. SCOTT CARPENTER MIDDLE SCHOOL	7TH	3	11	6	182	25	227	202	88.99%
0070	WESTMINSTER 50	5388	M. SCOTT CARPENTER MIDDLE SCHOOL	8TH	0	3	4	170	31	208	177	85.10%
0070	WESTMINSTER 50	5388	M. SCOTT CARPENTER MIDDLE SCHOOL	SCHOOL T	3	15	16	561	83	678	595	87.76%
0070	WESTMINSTER 50	5834	MESA ELEMENTARY SCHOOL	PK	1	1	0	9	9	20	11	55.00%
0070	WESTMINSTER 50	5834	MESA ELEMENTARY SCHOOL	HALF DAY	0	4	1	58	19	82	63	76.83%
0070	WESTMINSTER 50	5834	MESA ELEMENTARY SCHOOL	1ST	0	5	0	52	31	88	57	64.77%
0070	WESTMINSTER 50	5834	MESA ELEMENTARY SCHOOL	2ND	1	7	1	51	28	88	60	68.18%
0070	WESTMINSTER 50	5834	MESA ELEMENTARY SCHOOL	3RD	1	4	2	25	23	55	32	58.18%
0070	WESTMINSTER 50	5834	MESA ELEMENTARY SCHOOL	4TH	0	4	1	41	29	75	46	61.33%
0070	WESTMINSTER 50	5834	MESA ELEMENTARY SCHOOL	5TH	0	5	0	29	30	64	34	53.13%
0070	WESTMINSTER 50	5834	MESA ELEMENTARY SCHOOL	SCHOOL T	3	30	5	265	169	472	303	64.19%
0070	WESTMINSTER 50	7810	FLYNN ELEMENTARY SCHOOL	HALF DAY	1	4	1	20	22	48	26	54.17%
0070	WESTMINSTER 50	7810	FLYNN ELEMENTARY SCHOOL	1ST	0	4	1	40	23	68	45	66.18%
0070	WESTMINSTER 50	7810	FLYNN ELEMENTARY SCHOOL	2ND	0	3	0	37	24	64	40	62.50%
0070	WESTMINSTER 50	7810	FLYNN ELEMENTARY SCHOOL	3RD	0	5	1	27	36	69	33	47.83%
0070	WESTMINSTER 50	7810	FLYNN ELEMENTARY SCHOOL	4TH	1	4	4	32	20	61	41	67.21%
0070	WESTMINSTER 50	7810	FLYNN ELEMENTARY SCHOOL	5TH	0	7	2	32	22	63	41	65.08%
0070	WESTMINSTER 50	7810	FLYNN ELEMENTARY SCHOOL	SCHOOL T	2	27	9	188	147	373	226	60.59%
0070	WESTMINSTER 50	7812	SHAW HEIGHTS MIDDLE SCHOOL	6TH	4	12	7	128	96	247	151	61.13%



COLORADO DEPARTMENT OF EDUCATION
FALL 2007 PUPIL MEMBERSHIP BY DISTRICT, SCHOOL, GRADE, RACE/ETHNICITY, AND GENDER

District Code	DISTRICT	School Code	SCHOOL	GRADE	AMERICAN	ASIAN OR	BLACK (NOT	WHITE (NOT		Total	Total	
					INDIAN OR ALASKAN NATIVE	PACIFIC ISLANDER	HISPANIC)	HISPANIC	HISPANIC)		Minority	% Minority
0070	WESTMINSTER 50	7812	SHAW HEIGHTS MIDDLE SCHOOL	7TH	3	18	6	115	101	243	142	58.44%
0070	WESTMINSTER 50	7812	SHAW HEIGHTS MIDDLE SCHOOL	8TH	6	23	7	102	114	252	138	54.76%
0070	WESTMINSTER 50	7812	SHAW HEIGHTS MIDDLE SCHOOL	SCHOOL T	13	53	20	345	311	742	431	58.09%
0070	WESTMINSTER 50	7860	SHERRELWOOD ELEMENTARY SCHOOL	HALF DAY	0	2	0	32	5	39	34	87.18%
0070	WESTMINSTER 50	7860	SHERRELWOOD ELEMENTARY SCHOOL	1ST	1	0	1	41	10	53	43	81.13%
0070	WESTMINSTER 50	7860	SHERRELWOOD ELEMENTARY SCHOOL	2ND	0	1	1	42	10	54	44	81.48%
0070	WESTMINSTER 50	7860	SHERRELWOOD ELEMENTARY SCHOOL	3RD	2	2	2	44	6	56	50	89.29%
0070	WESTMINSTER 50	7860	SHERRELWOOD ELEMENTARY SCHOOL	4TH	1	3	1	35	7	47	40	85.11%
0070	WESTMINSTER 50	7860	SHERRELWOOD ELEMENTARY SCHOOL	5TH	1	0	0	38	3	42	39	92.86%
0070	WESTMINSTER 50	7860	SHERRELWOOD ELEMENTARY SCHOOL	SCHOOL T	5	8	5	232	41	291	250	85.91%
0070	WESTMINSTER 50	7952	SKYLINE VISTA ELEMENTARY SCHOOL	PK	0	4	0	24	4	32	28	87.50%
0070	WESTMINSTER 50	7952	SKYLINE VISTA ELEMENTARY SCHOOL	HALF DAY	0	3	0	55	5	63	58	92.06%
0070	WESTMINSTER 50	7952	SKYLINE VISTA ELEMENTARY SCHOOL	1ST	3	3	0	53	5	64	59	92.19%
0070	WESTMINSTER 50	7952	SKYLINE VISTA ELEMENTARY SCHOOL	2ND	1	1	0	53	6	61	55	90.16%
0070	WESTMINSTER 50	7952	SKYLINE VISTA ELEMENTARY SCHOOL	3RD	1	3	0	55	7	66	59	89.39%
0070	WESTMINSTER 50	7952	SKYLINE VISTA ELEMENTARY SCHOOL	4TH	1	6	0	51	6	64	58	90.63%
0070	WESTMINSTER 50	7952	SKYLINE VISTA ELEMENTARY SCHOOL	5TH	0	4	0	39	3	46	43	93.48%
0070	WESTMINSTER 50	7952	SKYLINE VISTA ELEMENTARY SCHOOL	SCHOOL T	6	24	0	330	36	396	360	90.91%
0070	WESTMINSTER 50	8406	SUNSET RIDGE ELEMENTARY SCHOOL	HALF DAY	1	2	1	33	19	56	37	66.07%
0070	WESTMINSTER 50	8406	SUNSET RIDGE ELEMENTARY SCHOOL	1ST	2	5	2	34	22	65	43	66.15%
0070	WESTMINSTER 50	8406	SUNSET RIDGE ELEMENTARY SCHOOL	2ND	1	5	0	40	27	73	46	63.01%
0070	WESTMINSTER 50	8406	SUNSET RIDGE ELEMENTARY SCHOOL	3RD	0	3	1	42	22	68	46	67.65%
0070	WESTMINSTER 50	8406	SUNSET RIDGE ELEMENTARY SCHOOL	4TH	0	3	1	34	19	57	38	66.67%
0070	WESTMINSTER 50	8406	SUNSET RIDGE ELEMENTARY SCHOOL	5TH	0	1	0	26	19	46	27	58.70%
0070	WESTMINSTER 50	8406	SUNSET RIDGE ELEMENTARY SCHOOL	SCHOOL T	4	19	5	209	128	365	237	64.93%
0070	WESTMINSTER 50	8798	TENNYSON KNOLLS ELEMENTARY SCHOOL	HALF DAY	2	6	0	40	14	62	48	77.42%
0070	WESTMINSTER 50	8798	TENNYSON KNOLLS ELEMENTARY SCHOOL	1ST	1	8	0	33	7	49	42	85.71%
0070	WESTMINSTER 50	8798	TENNYSON KNOLLS ELEMENTARY SCHOOL	2ND	1	8	0	29	10	48	38	79.17%
0070	WESTMINSTER 50	8798	TENNYSON KNOLLS ELEMENTARY SCHOOL	3RD	0	7	3	39	11	60	49	81.67%
0070	WESTMINSTER 50	8798	TENNYSON KNOLLS ELEMENTARY SCHOOL	4TH	1	6	0	37	9	53	44	83.02%
0070	WESTMINSTER 50	8798	TENNYSON KNOLLS ELEMENTARY SCHOOL	5TH	0	5	1	44	14	64	50	78.13%
0070	WESTMINSTER 50	8798	TENNYSON KNOLLS ELEMENTARY SCHOOL	SCHOOL T	5	40	4	222	65	336	271	80.65%
0070	WESTMINSTER 50	9462	WESTMINSTER ELEMENTARY SCHOOL	HALF DAY	1	1	1	39	12	54	42	77.78%
0070	WESTMINSTER 50	9462	WESTMINSTER ELEMENTARY SCHOOL	1ST	1	0	2	36	14	53	39	73.58%
0070	WESTMINSTER 50	9462	WESTMINSTER ELEMENTARY SCHOOL	2ND	1	1	0	43	10	55	45	81.82%
0070	WESTMINSTER 50	9462	WESTMINSTER ELEMENTARY SCHOOL	3RD	2	1	2	30	8	43	35	81.40%
0070	WESTMINSTER 50	9462	WESTMINSTER ELEMENTARY SCHOOL	4TH	2	1	0	24	7	34	27	79.41%
0070	WESTMINSTER 50	9462	WESTMINSTER ELEMENTARY SCHOOL	5TH	1	0	1	32	6	40	34	85.00%
0070	WESTMINSTER 50	9462	WESTMINSTER ELEMENTARY SCHOOL	SCHOOL T	8	4	6	204	57	279	222	79.57%
0070	WESTMINSTER 50	9466	WESTMINSTER HIGH SCHOOL	9TH	5	25	8	240	132	410	278	67.80%
0070	WESTMINSTER 50	9466	WESTMINSTER HIGH SCHOOL	10TH	3	32	3	106	74	218	144	66.06%
0070	WESTMINSTER 50	9466	WESTMINSTER HIGH SCHOOL	11TH	1	24	6	134	85	250	165	66.00%
0070	WESTMINSTER 50	9466	WESTMINSTER HIGH SCHOOL	12TH	2	21	9	105	77	214	137	64.02%
0070	WESTMINSTER 50	9466	WESTMINSTER HIGH SCHOOL	SCHOOL T	11	102	26	585	368	1,092	724	66.30%
0070	WESTMINSTER 50		DISTRICT TOTAL		113	590	182	6,624	2,460	9,969	7,509	75.32%
0100	ALAMOSA RE-11J	0114	ORTEGA MIDDLE SCHOOL	6TH	1	1	2	95	60	159	99	62.26%
0100	ALAMOSA RE-11J	0114	ORTEGA MIDDLE SCHOOL	7TH	2	2	2	76	76	158	82	51.90%
0100	ALAMOSA RE-11J	0114	ORTEGA MIDDLE SCHOOL	8TH	1	2	0	103	55	161	106	65.84%
0100	ALAMOSA RE-11J	0114	ORTEGA MIDDLE SCHOOL	SCHOOL T	4	5	4	274	191	478	287	60.04%
0100	ALAMOSA RE-11J	0118	ALAMOSA HIGH SCHOOL	9TH	2	2	0	100	66	170	104	61.18%
0100	ALAMOSA RE-11J	0118	ALAMOSA HIGH SCHOOL	10TH	3	1	0	93	71	168	97	57.74%
0100	ALAMOSA RE-11J	0118	ALAMOSA HIGH SCHOOL	11TH	0	9	1	78	63	151	88	58.28%
0100	ALAMOSA RE-11J	0118	ALAMOSA HIGH SCHOOL	12TH	1	1	1	56	58	117	59	50.43%
0100	ALAMOSA RE-11J	0118	ALAMOSA HIGH SCHOOL	SCHOOL T	6	13	2	327	258	606	348	57.43%
0100	ALAMOSA RE-11J	0119	ALAMOSA OPEN SCHOOL	9TH	0	0	0	8	3	11	8	72.73%
0100	ALAMOSA RE-11J	0119	ALAMOSA OPEN SCHOOL	10TH	0	0	0	11	5	16	11	68.75%
0100	ALAMOSA RE-11J	0119	ALAMOSA OPEN SCHOOL	11TH	0	0	0	12	2	14	12	85.71%
0100	ALAMOSA RE-11J	0119	ALAMOSA OPEN SCHOOL	12TH	0	0	0	10	4	14	10	71.43%
0100	ALAMOSA RE-11J	0119	ALAMOSA OPEN SCHOOL	SCHOOL T	0	0	0	41	14	55	41	74.55%
0100	ALAMOSA RE-11J	0944	BOYD ELEMENTARY SCHOOL	2ND	0	1	1	102	64	168	104	61.90%
0100	ALAMOSA RE-11J	0944	BOYD ELEMENTARY SCHOOL	3RD	4	1	0	89	57	151	94	62.25%
0100	ALAMOSA RE-11J	0944	BOYD ELEMENTARY SCHOOL	SCHOOL T	4	2	1	191	121	319	198	62.07%
0100	ALAMOSA RE-11J	2402	POLSTON ELEMENTARY SCHOOL	HALF DAY	2	0	1	30	21	54	33	61.11%

COLORADO DEPARTMENT OF EDUCATION
FALL 2007 PUPIL MEMBERSHIP BY DISTRICT, SCHOOL, GRADE, RACE/ETHNICITY, AND GENDER


District Code	DISTRICT	School Code	SCHOOL	GRADE	AMERICAN INDIAN OR ALASKAN NATIVE	ASIAN OR PACIFIC ISLANDER	BLACK (NOT HISPANIC)	HISPANIC	WHITE (NOT HISPANIC)	Total	Total	
											Minority	% Minority
0100	ALAMOSA RE-11J	2402	POLSTON ELEMENTARY SCHOOL	KINDERG/	1	1	1	71	27	101	74	73.27%
0100	ALAMOSA RE-11J	2402	POLSTON ELEMENTARY SCHOOL	1ST	1	1	4	120	60	186	126	67.74%
0100	ALAMOSA RE-11J	2402	POLSTON ELEMENTARY SCHOOL	SCHOOL T	4	2	6	221	108	341	233	68.33%
0100	ALAMOSA RE-11J	2818	EVANS ELEMENTARY SCHOOL	4TH	1	0	0	109	82	192	110	57.29%
0100	ALAMOSA RE-11J	2818	EVANS ELEMENTARY SCHOOL	5TH	1	0	0	97	57	156	99	63.46%
0100	ALAMOSA RE-11J	2818	EVANS ELEMENTARY SCHOOL	SCHOOL T	2	0	1	206	139	348	209	60.06%
0100	ALAMOSA RE-11J		DISTRICT TOTAL		20	22	14	1,260	831	2,147	1,316	61.29%
0110	SANGRE DE CRISTO RE-22J	7626	SANGRE DE CRISTO ELEMENTARY SCHOOL	PK	0	0	0	4	11	15	4	26.67%
0110	SANGRE DE CRISTO RE-22J	7626	SANGRE DE CRISTO ELEMENTARY SCHOOL	KINDERG/	0	0	0	9	21	30	9	30.00%
0110	SANGRE DE CRISTO RE-22J	7626	SANGRE DE CRISTO ELEMENTARY SCHOOL	1ST	0	0	0	5	15	20	5	25.00%
0110	SANGRE DE CRISTO RE-22J	7626	SANGRE DE CRISTO ELEMENTARY SCHOOL	2ND	0	0	0	5	13	18	5	27.78%
0110	SANGRE DE CRISTO RE-22J	7626	SANGRE DE CRISTO ELEMENTARY SCHOOL	3RD	0	0	0	6	15	21	6	28.57%
0110	SANGRE DE CRISTO RE-22J	7626	SANGRE DE CRISTO ELEMENTARY SCHOOL	4TH	0	1	0	6	18	25	7	28.00%
0110	SANGRE DE CRISTO RE-22J	7626	SANGRE DE CRISTO ELEMENTARY SCHOOL	5TH	0	1	0	7	15	23	8	34.78%
0110	SANGRE DE CRISTO RE-22J	7626	SANGRE DE CRISTO ELEMENTARY SCHOOL	6TH	0	0	0	4	18	22	4	18.18%
0110	SANGRE DE CRISTO RE-22J	7626	SANGRE DE CRISTO ELEMENTARY SCHOOL	SCHOOL T	0	2	0	46	126	174	48	27.59%
0110	SANGRE DE CRISTO RE-22J	7630	SANGRE DE CRISTO UNDIVIDED HIGH SCHOOL	7TH	0	3	0	8	15	26	11	42.31%
0110	SANGRE DE CRISTO RE-22J	7630	SANGRE DE CRISTO UNDIVIDED HIGH SCHOOL	8TH	0	1	0	4	22	27	5	18.52%
0110	SANGRE DE CRISTO RE-22J	7630	SANGRE DE CRISTO UNDIVIDED HIGH SCHOOL	9TH	4	2	0	6	18	30	12	40.00%
0110	SANGRE DE CRISTO RE-22J	7630	SANGRE DE CRISTO UNDIVIDED HIGH SCHOOL	10TH	3	0	1	5	13	22	9	40.91%
0110	SANGRE DE CRISTO RE-22J	7630	SANGRE DE CRISTO UNDIVIDED HIGH SCHOOL	11TH	0	2	0	7	20	29	9	31.03%
0110	SANGRE DE CRISTO RE-22J	7630	SANGRE DE CRISTO UNDIVIDED HIGH SCHOOL	12TH	0	1	1	2	18	22	4	18.18%
0110	SANGRE DE CRISTO RE-22J	7630	SANGRE DE CRISTO UNDIVIDED HIGH SCHOOL	SCHOOL T	7	9	2	32	106	156	50	32.05%
0110	SANGRE DE CRISTO RE-22J		DISTRICT TOTAL		7	11	2	78	232	330	98	29.70%
0120	ENGLEWOOD 1	0206	COLORADO'S FINEST ALTERNATIVE HIGH SCHOOL	9TH	6	0	5	37	45	93	48	51.61%
0120	ENGLEWOOD 1	0206	COLORADO'S FINEST ALTERNATIVE HIGH SCHOOL	10TH	5	2	6	67	73	153	80	52.29%
0120	ENGLEWOOD 1	0206	COLORADO'S FINEST ALTERNATIVE HIGH SCHOOL	11TH	2	4	5	54	98	163	65	39.88%
0120	ENGLEWOOD 1	0206	COLORADO'S FINEST ALTERNATIVE HIGH SCHOOL	12TH	2	0	3	36	90	131	41	31.30%
0120	ENGLEWOOD 1	0206	COLORADO'S FINEST ALTERNATIVE HIGH SCHOOL	SCHOOL T	15	6	19	194	306	540	234	43.33%
0120	ENGLEWOOD 1	1514	CHARLES HAY ELEMENTARY SCHOOL	HALF DAY	0	0	0	1	1	2	1	50.00%
0120	ENGLEWOOD 1	1514	CHARLES HAY ELEMENTARY SCHOOL	KINDERG/	0	1	0	7	20	28	8	28.57%
0120	ENGLEWOOD 1	1514	CHARLES HAY ELEMENTARY SCHOOL	1ST	1	1	1	9	30	42	12	28.57%
0120	ENGLEWOOD 1	1514	CHARLES HAY ELEMENTARY SCHOOL	2ND	2	2	3	9	23	39	16	41.03%
0120	ENGLEWOOD 1	1514	CHARLES HAY ELEMENTARY SCHOOL	3RD	2	1	1	9	17	30	13	43.33%
0120	ENGLEWOOD 1	1514	CHARLES HAY ELEMENTARY SCHOOL	4TH	0	1	1	5	27	34	7	20.59%
0120	ENGLEWOOD 1	1514	CHARLES HAY ELEMENTARY SCHOOL	5TH	0	0	0	14	20	34	14	41.18%
0120	ENGLEWOOD 1	1514	CHARLES HAY ELEMENTARY SCHOOL	SCHOOL T	5	6	6	54	138	209	71	33.97%
0120	ENGLEWOOD 1	1556	CHERRELYN ELEMENTARY SCHOOL	HALF DAY	1	0	0	2	9	12	3	25.00%
0120	ENGLEWOOD 1	1556	CHERRELYN ELEMENTARY SCHOOL	KINDERG/	1	0	2	5	19	27	8	29.63%
0120	ENGLEWOOD 1	1556	CHERRELYN ELEMENTARY SCHOOL	1ST	0	4	2	8	31	45	14	31.11%
0120	ENGLEWOOD 1	1556	CHERRELYN ELEMENTARY SCHOOL	2ND	1	0	3	7	22	33	11	33.33%
0120	ENGLEWOOD 1	1556	CHERRELYN ELEMENTARY SCHOOL	3RD	2	1	2	10	32	47	15	31.91%
0120	ENGLEWOOD 1	1556	CHERRELYN ELEMENTARY SCHOOL	4TH	3	1	1	8	34	47	13	27.66%
0120	ENGLEWOOD 1	1556	CHERRELYN ELEMENTARY SCHOOL	5TH	4	0	2	6	36	48	12	25.00%
0120	ENGLEWOOD 1	1556	CHERRELYN ELEMENTARY SCHOOL	SCHOOL T	12	6	12	46	183	259	76	29.34%
0120	ENGLEWOOD 1	1652	CLAYTON ELEMENTARY SCHOOL	HALF DAY	0	0	2	5	11	18	7	38.89%
0120	ENGLEWOOD 1	1652	CLAYTON ELEMENTARY SCHOOL	KINDERG/	2	0	3	13	22	40	18	45.00%
0120	ENGLEWOOD 1	1652	CLAYTON ELEMENTARY SCHOOL	1ST	1	1	4	20	32	58	26	44.83%
0120	ENGLEWOOD 1	1652	CLAYTON ELEMENTARY SCHOOL	2ND	6	1	7	22	34	70	36	51.43%
0120	ENGLEWOOD 1	1652	CLAYTON ELEMENTARY SCHOOL	3RD	0	1	4	18	26	49	23	46.94%
0120	ENGLEWOOD 1	1652	CLAYTON ELEMENTARY SCHOOL	4TH	1	0	6	24	36	67	31	46.27%
0120	ENGLEWOOD 1	1652	CLAYTON ELEMENTARY SCHOOL	5TH	0	0	4	16	30	50	20	40.00%
0120	ENGLEWOOD 1	1652	CLAYTON ELEMENTARY SCHOOL	SCHOOL T	10	3	30	118	191	352	161	45.74%
0120	ENGLEWOOD 1	2746	ENGLEWOOD HIGH SCHOOL	9TH	9	3	7	54	136	209	73	34.93%
0120	ENGLEWOOD 1	2746	ENGLEWOOD HIGH SCHOOL	10TH	1	4	14	63	144	226	82	36.28%
0120	ENGLEWOOD 1	2746	ENGLEWOOD HIGH SCHOOL	11TH	5	4	6	47	133	195	62	31.79%
0120	ENGLEWOOD 1	2746	ENGLEWOOD HIGH SCHOOL	12TH	2	8	11	36	131	188	57	30.32%
0120	ENGLEWOOD 1	2746	ENGLEWOOD HIGH SCHOOL	SCHOOL T	17	19	38	200	544	818	274	33.50%
0120	ENGLEWOOD 1	2750	ENGLEWOOD LEADERSHIP ACADEMY	6TH	0	1	1	2	12	16	4	25.00%
0120	ENGLEWOOD 1	2750	ENGLEWOOD LEADERSHIP ACADEMY	7TH	2	1	0	1	19	23	4	17.39%
0120	ENGLEWOOD 1	2750	ENGLEWOOD LEADERSHIP ACADEMY	8TH	0	1	2	4	12	19	7	36.84%
0120	ENGLEWOOD 1	2750	ENGLEWOOD LEADERSHIP ACADEMY	SCHOOL T	2	3	3	7	43	58	15	25.86%
0120	ENGLEWOOD 1	2752	ENGLEWOOD MIDDLE SCHOOL	6TH	5	2	11	44	87	149	62	41.61%

COLORADO DEPARTMENT OF EDUCATION
FALL 2007 PUPIL MEMBERSHIP BY DISTRICT, SCHOOL, GRADE, RACE/ETHNICITY, AND GENDER

District Code	DISTRICT	School Code	SCHOOL	GRADE	AMERICAN INDIAN OR ALASKAN NATIVE	ASIAN OR PACIFIC ISLANDER	BLACK (NOT HISPANIC)	HISPANIC	WHITE (NOT HISPANIC)	Total	Total	
											Minority	% Minority
0120	ENGLEWOOD 1	2752	ENGLEWOOD MIDDLE SCHOOL	7TH	2	2	7	61	110	182	72	39.56%
0120	ENGLEWOOD 1	2752	ENGLEWOOD MIDDLE SCHOOL	8TH	5	1	13	46	124	189	65	34.39%
0120	ENGLEWOOD 1	2752	ENGLEWOOD MIDDLE SCHOOL	SCHOOL T	12	5	31	151	321	520	199	38.27%
0120	ENGLEWOOD 1	5318	LOWELL PREKINDERGARTEN	PK	4	4	9	94	92	203	111	54.68%
0120	ENGLEWOOD 1	5318	LOWELL PREKINDERGARTEN	SCHOOL T	4	4	9	94	92	203	111	54.68%
0120	ENGLEWOOD 1	5398	MADDOX ELEMENTARY SCHOOL	HALF DAY	0	0	0	4	5	9	4	44.44%
0120	ENGLEWOOD 1	5398	MADDOX ELEMENTARY SCHOOL	KINDERG/	1	0	0	16	14	31	17	54.84%
0120	ENGLEWOOD 1	5398	MADDOX ELEMENTARY SCHOOL	1ST	0	0	1	22	15	38	23	60.53%
0120	ENGLEWOOD 1	5398	MADDOX ELEMENTARY SCHOOL	2ND	0	0	1	15	17	33	16	48.48%
0120	ENGLEWOOD 1	5398	MADDOX ELEMENTARY SCHOOL	3RD	1	0	0	20	25	46	21	45.65%
0120	ENGLEWOOD 1	5398	MADDOX ELEMENTARY SCHOOL	4TH	1	0	2	18	21	42	21	50.00%
0120	ENGLEWOOD 1	5398	MADDOX ELEMENTARY SCHOOL	5TH	1	0	1	13	21	36	15	41.67%
0120	ENGLEWOOD 1	5398	MADDOX ELEMENTARY SCHOOL	SCHOOL T	4	0	5	108	118	235	117	49.79%
0120	ENGLEWOOD 1	9620	WM E BISHOP ELEMENTARY SCHOOL	HALF DAY	0	0	2	10	7	19	12	63.16%
0120	ENGLEWOOD 1	9620	WM E BISHOP ELEMENTARY SCHOOL	KINDERG/	1	0	5	18	9	33	24	72.73%
0120	ENGLEWOOD 1	9620	WM E BISHOP ELEMENTARY SCHOOL	1ST	1	0	2	13	10	26	16	61.54%
0120	ENGLEWOOD 1	9620	WM E BISHOP ELEMENTARY SCHOOL	2ND	1	3	1	27	11	43	32	74.42%
0120	ENGLEWOOD 1	9620	WM E BISHOP ELEMENTARY SCHOOL	3RD	0	0	0	22	16	38	22	57.89%
0120	ENGLEWOOD 1	9620	WM E BISHOP ELEMENTARY SCHOOL	4TH	1	0	4	15	10	30	20	66.67%
0120	ENGLEWOOD 1	9620	WM E BISHOP ELEMENTARY SCHOOL	5TH	2	0	1	18	8	29	21	72.41%
0120	ENGLEWOOD 1	9620	WM E BISHOP ELEMENTARY SCHOOL	6TH	0	0	2	6	7	15	8	53.33%
0120	ENGLEWOOD 1	9620	WM E BISHOP ELEMENTARY SCHOOL	SCHOOL T	6	3	17	129	78	233	155	66.52%
0120	ENGLEWOOD 1		DISTRICT TOTAL		87	55	170	1,101	2,014	3,427	1,413	41.23%
0123	SHERIDAN 2	0138	ALICE TERRY ELEMENTARY SCHOOL	KINDERG/	5	3	6	80	32	126	94	74.60%
0123	SHERIDAN 2	0138	ALICE TERRY ELEMENTARY SCHOOL	1ST	1	5	6	77	31	120	89	74.17%
0123	SHERIDAN 2	0138	ALICE TERRY ELEMENTARY SCHOOL	2ND	1	4	4	70	33	112	79	70.54%
0123	SHERIDAN 2	0138	ALICE TERRY ELEMENTARY SCHOOL	SCHOOL T	7	12	16	227	96	358	262	73.18%
0123	SHERIDAN 2	3054	FORT LOGAN ELEMENTARY SCHOOL	3RD	3	2	6	54	23	88	65	73.86%
0123	SHERIDAN 2	3054	FORT LOGAN ELEMENTARY SCHOOL	4TH	1	1	2	62	25	91	66	72.53%
0123	SHERIDAN 2	3054	FORT LOGAN ELEMENTARY SCHOOL	5TH	2	4	4	65	18	93	75	80.65%
0123	SHERIDAN 2	3054	FORT LOGAN ELEMENTARY SCHOOL	SCHOOL T	6	7	12	181	66	272	206	75.74%
0123	SHERIDAN 2	7837	SHERIDAN MIDDLE SCHOOL	6TH	1	1	4	80	32	118	86	72.88%
0123	SHERIDAN 2	7837	SHERIDAN MIDDLE SCHOOL	7TH	0	5	4	63	23	95	72	75.79%
0123	SHERIDAN 2	7837	SHERIDAN MIDDLE SCHOOL	8TH	2	3	4	83	32	124	92	74.19%
0123	SHERIDAN 2	7837	SHERIDAN MIDDLE SCHOOL	SCHOOL T	3	9	12	226	87	337	250	74.18%
0123	SHERIDAN 2	7842	SHERIDAN HIGH SCHOOL	9TH	2	5	2	82	25	116	91	78.45%
0123	SHERIDAN 2	7842	SHERIDAN HIGH SCHOOL	10TH	2	3	3	47	22	77	55	71.43%
0123	SHERIDAN 2	7842	SHERIDAN HIGH SCHOOL	11TH	1	3	5	64	31	104	73	70.19%
0123	SHERIDAN 2	7842	SHERIDAN HIGH SCHOOL	12TH	1	2	1	76	39	119	80	67.23%
0123	SHERIDAN 2	7842	SHERIDAN HIGH SCHOOL	SCHOOL T	6	13	11	269	117	416	299	71.88%
0123	SHERIDAN 2	7843	EARLY CHILDHOOD EDUCATION CENTER	PK	0	7	4	100	25	136	111	81.62%
0123	SHERIDAN 2	7843	EARLY CHILDHOOD EDUCATION CENTER	SCHOOL T	0	7	4	100	25	136	111	81.62%
0123	SHERIDAN 2		DISTRICT TOTAL		22	48	55	1,003	391	1,519	1,128	74.26%
0130	CHERRY CREEK 5	0000	NOT IN A SCHOOL	PK	0	2	1	1	9	13	4	30.77%
0130	CHERRY CREEK 5	0000	NOT IN A SCHOOL	8TH	0	3	0	0	3	3	3	100.00%
0130	CHERRY CREEK 5	0000	NOT IN A SCHOOL	9TH	0	2	1	0	2	5	3	60.00%
0130	CHERRY CREEK 5	0000	NOT IN A SCHOOL	10TH	0	0	2	1	3	6	3	50.00%
0130	CHERRY CREEK 5	0000	NOT IN A SCHOOL	11TH	0	0	0	0	2	2	0	0.00%
0130	CHERRY CREEK 5	0000	NOT IN A SCHOOL	12TH	0	0	1	0	0	1	1	100.00%
0130	CHERRY CREEK 5	0000	NOT IN A SCHOOL	SCHOOL T	0	7	5	2	16	30	14	46.67%
0130	CHERRY CREEK 5	0016	FOX HOLLOW ELEMENTARY SCHOOL	PK	0	6	4	0	25	35	10	28.57%
0130	CHERRY CREEK 5	0016	FOX HOLLOW ELEMENTARY SCHOOL	HALF DAY	1	20	6	13	97	137	40	29.20%
0130	CHERRY CREEK 5	0016	FOX HOLLOW ELEMENTARY SCHOOL	1ST	0	24	14	8	93	139	46	33.09%
0130	CHERRY CREEK 5	0016	FOX HOLLOW ELEMENTARY SCHOOL	2ND	0	23	10	11	93	137	44	32.12%
0130	CHERRY CREEK 5	0016	FOX HOLLOW ELEMENTARY SCHOOL	3RD	1	22	10	12	77	122	45	36.89%
0130	CHERRY CREEK 5	0016	FOX HOLLOW ELEMENTARY SCHOOL	4TH	1	18	6	7	82	114	32	28.07%
0130	CHERRY CREEK 5	0016	FOX HOLLOW ELEMENTARY SCHOOL	5TH	1	17	9	7	87	121	34	28.10%
0130	CHERRY CREEK 5	0016	FOX HOLLOW ELEMENTARY SCHOOL	SCHOOL T	4	130	59	58	554	805	251	31.18%
0130	CHERRY CREEK 5	0018	LIBERTY MIDDLE SCHOOL	6TH	1	36	30	37	263	367	104	28.34%
0130	CHERRY CREEK 5	0018	LIBERTY MIDDLE SCHOOL	7TH	1	47	49	29	311	437	126	28.83%
0130	CHERRY CREEK 5	0018	LIBERTY MIDDLE SCHOOL	8TH	2	46	35	40	305	428	123	28.74%
0130	CHERRY CREEK 5	0018	LIBERTY MIDDLE SCHOOL	SCHOOL T	4	129	114	106	879	1,232	353	28.65%
0130	CHERRY CREEK 5	0141	SKY VISTA MIDDLE SCHOOL	6TH	2	27	53	34	160	276	116	42.03%

COLORADO DEPARTMENT OF EDUCATION
FALL 2007 PUPIL MEMBERSHIP BY DISTRICT, SCHOOL, GRADE, RACE/ETHNICITY, AND GENDER

District Code	DISTRICT	School Code	SCHOOL	GRADE	AMERICAN	ASIAN OR	BLACK (NOT	WHITE (NOT		Total	Total	
					INDIAN OR ALASKAN NATIVE	PACIFIC ISLANDER	HISPANIC)	HISPANIC	HISPANIC)		Minority	% Minority
0130	CHERRY CREEK 5	0141	SKY VISTA MIDDLE SCHOOL	7TH	3	30	31	25	197	286	89	31.12%
0130	CHERRY CREEK 5	0141	SKY VISTA MIDDLE SCHOOL	8TH	0	27	48	48	164	287	123	42.86%
0130	CHERRY CREEK 5	0141	SKY VISTA MIDDLE SCHOOL	SCHOOL T	5	84	132	107	521	849	328	38.63%
0130	CHERRY CREEK 5	0242	ANTELOPE RIDGE ELEMENTARY SCHOOL	PK	0	2	5	6	30	43	13	30.23%
0130	CHERRY CREEK 5	0242	ANTELOPE RIDGE ELEMENTARY SCHOOL	HALF DAY	1	9	10	8	95	123	28	22.76%
0130	CHERRY CREEK 5	0242	ANTELOPE RIDGE ELEMENTARY SCHOOL	1ST	1	16	11	18	95	141	46	32.62%
0130	CHERRY CREEK 5	0242	ANTELOPE RIDGE ELEMENTARY SCHOOL	2ND	0	13	15	23	100	151	51	33.77%
0130	CHERRY CREEK 5	0242	ANTELOPE RIDGE ELEMENTARY SCHOOL	3RD	1	5	18	8	70	102	32	31.37%
0130	CHERRY CREEK 5	0242	ANTELOPE RIDGE ELEMENTARY SCHOOL	4TH	0	11	14	13	82	120	38	31.67%
0130	CHERRY CREEK 5	0242	ANTELOPE RIDGE ELEMENTARY SCHOOL	5TH	1	12	9	14	72	108	36	33.33%
0130	CHERRY CREEK 5	0242	ANTELOPE RIDGE ELEMENTARY SCHOOL	SCHOOL T	4	68	82	90	544	788	244	30.96%
0130	CHERRY CREEK 5	0243	COYOTE HILLS ELEMENTARY SCHOOL	PK	0	4	2	7	51	64	13	20.31%
0130	CHERRY CREEK 5	0243	COYOTE HILLS ELEMENTARY SCHOOL	HALF DAY	1	8	7	4	71	91	20	21.98%
0130	CHERRY CREEK 5	0243	COYOTE HILLS ELEMENTARY SCHOOL	1ST	1	8	4	2	62	77	15	19.48%
0130	CHERRY CREEK 5	0243	COYOTE HILLS ELEMENTARY SCHOOL	2ND	1	5	5	4	87	102	15	14.71%
0130	CHERRY CREEK 5	0243	COYOTE HILLS ELEMENTARY SCHOOL	3RD	0	5	6	8	67	86	19	22.09%
0130	CHERRY CREEK 5	0243	COYOTE HILLS ELEMENTARY SCHOOL	4TH	0	6	4	0	62	72	10	13.89%
0130	CHERRY CREEK 5	0243	COYOTE HILLS ELEMENTARY SCHOOL	5TH	3	4	5	5	45	62	17	27.42%
0130	CHERRY CREEK 5	0243	COYOTE HILLS ELEMENTARY SCHOOL	SCHOOL T	6	40	33	30	445	554	109	19.68%
0130	CHERRY CREEK 5	0348	ARROWHEAD ELEMENTARY SCHOOL	PK	0	1	0	0	0	1	1	100.00%
0130	CHERRY CREEK 5	0348	ARROWHEAD ELEMENTARY SCHOOL	HALF DAY	1	13	22	16	58	110	52	47.27%
0130	CHERRY CREEK 5	0348	ARROWHEAD ELEMENTARY SCHOOL	1ST	2	8	20	28	55	113	58	51.33%
0130	CHERRY CREEK 5	0348	ARROWHEAD ELEMENTARY SCHOOL	2ND	1	5	17	22	59	104	45	43.27%
0130	CHERRY CREEK 5	0348	ARROWHEAD ELEMENTARY SCHOOL	3RD	0	5	19	29	77	130	53	40.77%
0130	CHERRY CREEK 5	0348	ARROWHEAD ELEMENTARY SCHOOL	4TH	4	10	10	20	41	85	44	51.76%
0130	CHERRY CREEK 5	0348	ARROWHEAD ELEMENTARY SCHOOL	5TH	0	6	15	20	59	100	41	41.00%
0130	CHERRY CREEK 5	0348	ARROWHEAD ELEMENTARY SCHOOL	SCHOOL T	8	48	103	135	349	643	294	45.72%
0130	CHERRY CREEK 5	0442	ASPEN CROSSING ELEMENTARY SCHOOL	PK	0	8	10	10	40	68	28	41.18%
0130	CHERRY CREEK 5	0442	ASPEN CROSSING ELEMENTARY SCHOOL	HALF DAY	1	5	11	7	51	75	24	32.00%
0130	CHERRY CREEK 5	0442	ASPEN CROSSING ELEMENTARY SCHOOL	1ST	0	8	12	8	46	74	28	37.84%
0130	CHERRY CREEK 5	0442	ASPEN CROSSING ELEMENTARY SCHOOL	2ND	0	13	12	12	37	74	37	50.00%
0130	CHERRY CREEK 5	0442	ASPEN CROSSING ELEMENTARY SCHOOL	3RD	1	6	12	7	40	66	26	39.39%
0130	CHERRY CREEK 5	0442	ASPEN CROSSING ELEMENTARY SCHOOL	4TH	0	4	8	8	37	57	20	35.09%
0130	CHERRY CREEK 5	0442	ASPEN CROSSING ELEMENTARY SCHOOL	5TH	0	10	7	14	27	58	31	53.45%
0130	CHERRY CREEK 5	0442	ASPEN CROSSING ELEMENTARY SCHOOL	SCHOOL T	2	54	72	66	278	472	194	41.10%
0130	CHERRY CREEK 5	0714	BELLEVIEW ELEMENTARY SCHOOL	PK	0	0	0	0	1	1	0	0.00%
0130	CHERRY CREEK 5	0714	BELLEVIEW ELEMENTARY SCHOOL	HALF DAY	1	15	3	3	51	73	22	30.14%
0130	CHERRY CREEK 5	0714	BELLEVIEW ELEMENTARY SCHOOL	1ST	1	11	4	5	74	95	21	22.11%
0130	CHERRY CREEK 5	0714	BELLEVIEW ELEMENTARY SCHOOL	2ND	1	9	5	6	68	89	21	23.60%
0130	CHERRY CREEK 5	0714	BELLEVIEW ELEMENTARY SCHOOL	3RD	0	12	4	6	80	102	22	21.57%
0130	CHERRY CREEK 5	0714	BELLEVIEW ELEMENTARY SCHOOL	4TH	0	14	1	6	79	100	21	21.00%
0130	CHERRY CREEK 5	0714	BELLEVIEW ELEMENTARY SCHOOL	5TH	0	20	2	5	82	109	27	24.77%
0130	CHERRY CREEK 5	0714	BELLEVIEW ELEMENTARY SCHOOL	SCHOOL T	3	81	19	31	435	569	134	23.55%
0130	CHERRY CREEK 5	1155	BUFFALO TRAIL ELEMENTARY SCHOOL	PK	0	6	15	12	71	104	33	31.73%
0130	CHERRY CREEK 5	1155	BUFFALO TRAIL ELEMENTARY SCHOOL	HALF DAY	0	4	13	3	50	70	20	28.57%
0130	CHERRY CREEK 5	1155	BUFFALO TRAIL ELEMENTARY SCHOOL	1ST	0	10	10	9	45	74	29	39.19%
0130	CHERRY CREEK 5	1155	BUFFALO TRAIL ELEMENTARY SCHOOL	2ND	0	6	7	7	40	60	20	33.33%
0130	CHERRY CREEK 5	1155	BUFFALO TRAIL ELEMENTARY SCHOOL	3RD	0	3	7	8	33	51	18	35.29%
0130	CHERRY CREEK 5	1155	BUFFALO TRAIL ELEMENTARY SCHOOL	4TH	0	4	6	5	50	65	15	23.08%
0130	CHERRY CREEK 5	1155	BUFFALO TRAIL ELEMENTARY SCHOOL	5TH	0	5	5	7	35	52	17	32.69%
0130	CHERRY CREEK 5	1155	BUFFALO TRAIL ELEMENTARY SCHOOL	SCHOOL T	0	38	63	51	324	476	152	31.93%
0130	CHERRY CREEK 5	1273	CANYON CREEK ELEMENTARY SCHOOL	PK	0	3	2	3	30	38	8	21.05%
0130	CHERRY CREEK 5	1273	CANYON CREEK ELEMENTARY SCHOOL	HALF DAY	1	5	6	13	101	126	25	19.84%
0130	CHERRY CREEK 5	1273	CANYON CREEK ELEMENTARY SCHOOL	1ST	1	14	15	13	80	123	43	34.96%
0130	CHERRY CREEK 5	1273	CANYON CREEK ELEMENTARY SCHOOL	2ND	0	11	11	14	74	110	36	32.73%
0130	CHERRY CREEK 5	1273	CANYON CREEK ELEMENTARY SCHOOL	3RD	0	10	11	12	69	102	33	32.35%
0130	CHERRY CREEK 5	1273	CANYON CREEK ELEMENTARY SCHOOL	4TH	0	8	22	14	84	128	44	34.38%
0130	CHERRY CREEK 5	1273	CANYON CREEK ELEMENTARY SCHOOL	5TH	0	8	18	14	87	127	40	31.50%
0130	CHERRY CREEK 5	1273	CANYON CREEK ELEMENTARY SCHOOL	SCHOOL T	2	59	85	83	525	754	229	30.37%
0130	CHERRY CREEK 5	1510	CHALLENGE SCHOOL	HALF DAY	0	7	1	0	14	22	8	36.36%
0130	CHERRY CREEK 5	1510	CHALLENGE SCHOOL	1ST	0	6	5	3	27	41	14	34.15%
0130	CHERRY CREEK 5	1510	CHALLENGE SCHOOL	2ND	0	12	4	4	31	51	20	39.22%
0130	CHERRY CREEK 5	1510	CHALLENGE SCHOOL	3RD	0	11	2	4	44	61	17	27.87%




COLORADO DEPARTMENT OF EDUCATION
FALL 2007 PUPIL MEMBERSHIP BY DISTRICT, SCHOOL, GRADE, RACE/ETHNICITY, AND GENDER

District Code	DISTRICT	School Code	SCHOOL	GRADE	AMERICAN	ASIAN OR	BLACK (NOT	WHITE (NOT		Total	Total	
					INDIAN OR ALASKAN NATIVE	PACIFIC ISLANDER	HISPANIC)	HISPANIC	HISPANIC)		Minority	% Minority
0130	CHERRY CREEK 5	1510	CHALLENGE SCHOOL	4TH	0	15	5	1	41	62	21	33.87%
0130	CHERRY CREEK 5	1510	CHALLENGE SCHOOL	5TH	0	11	5	3	55	74	19	25.68%
0130	CHERRY CREEK 5	1510	CHALLENGE SCHOOL	6TH	0	14	4	2	57	77	20	25.97%
0130	CHERRY CREEK 5	1510	CHALLENGE SCHOOL	7TH	0	15	5	3	54	77	23	29.87%
0130	CHERRY CREEK 5	1510	CHALLENGE SCHOOL	8TH	0	18	2	2	47	69	22	31.88%
0130	CHERRY CREEK 5	1510	CHALLENGE SCHOOL	SCHOOL T	0	109	33	22	370	534	164	30.71%
0130	CHERRY CREEK 5	1551	CHEROKEE TRAIL HIGH SCHOOL	9TH	3	39	71	55	404	572	168	29.37%
0130	CHERRY CREEK 5	1551	CHEROKEE TRAIL HIGH SCHOOL	10TH	3	31	67	46	368	515	147	28.54%
0130	CHERRY CREEK 5	1551	CHEROKEE TRAIL HIGH SCHOOL	11TH	1	34	62	38	308	443	135	30.47%
0130	CHERRY CREEK 5	1551	CHEROKEE TRAIL HIGH SCHOOL	12TH	0	20	51	45	281	397	116	29.22%
0130	CHERRY CREEK 5	1551	CHEROKEE TRAIL HIGH SCHOOL	SCHOOL T	7	124	251	184	1,361	1,927	566	29.37%
0130	CHERRY CREEK 5	1566	CAMPUS MIDDLE SCHOOL	6TH	4	54	16	27	363	464	101	21.77%
0130	CHERRY CREEK 5	1566	CAMPUS MIDDLE SCHOOL	7TH	2	37	19	39	389	486	97	19.96%
0130	CHERRY CREEK 5	1566	CAMPUS MIDDLE SCHOOL	8TH	1	47	14	34	324	420	96	22.86%
0130	CHERRY CREEK 5	1566	CAMPUS MIDDLE SCHOOL	SCHOOL T	7	138	49	100	1,076	1,370	294	21.46%
0130	CHERRY CREEK 5	1568	WEST MIDDLE SCHOOL	6TH	1	21	11	40	322	395	73	18.48%
0130	CHERRY CREEK 5	1568	WEST MIDDLE SCHOOL	7TH	1	24	26	35	305	391	86	21.99%
0130	CHERRY CREEK 5	1568	WEST MIDDLE SCHOOL	8TH	2	17	16	35	335	405	70	17.28%
0130	CHERRY CREEK 5	1568	WEST MIDDLE SCHOOL	SCHOOL T	4	62	53	110	962	1,191	229	19.23%
0130	CHERRY CREEK 5	1570	CHERRY CREEK HIGH SCHOOL	9TH	2	70	32	47	704	855	151	17.66%
0130	CHERRY CREEK 5	1570	CHERRY CREEK HIGH SCHOOL	10TH	3	62	36	45	788	934	146	15.63%
0130	CHERRY CREEK 5	1570	CHERRY CREEK HIGH SCHOOL	11TH	4	48	36	43	823	954	131	13.73%
0130	CHERRY CREEK 5	1570	CHERRY CREEK HIGH SCHOOL	12TH	1	59	33	52	831	976	145	14.86%
0130	CHERRY CREEK 5	1570	CHERRY CREEK HIGH SCHOOL	SCHOOL T	10	239	137	187	3,146	3,719	573	15.41%
0130	CHERRY CREEK 5	1571	CHERRY CREEK CHARTER ACADEMY	HALF DAY	0	5	1	5	37	48	11	22.92%
0130	CHERRY CREEK 5	1571	CHERRY CREEK CHARTER ACADEMY	1ST	0	4	8	3	37	52	15	28.85%
0130	CHERRY CREEK 5	1571	CHERRY CREEK CHARTER ACADEMY	2ND	0	3	2	1	46	52	6	11.54%
0130	CHERRY CREEK 5	1571	CHERRY CREEK CHARTER ACADEMY	3RD	0	3	6	2	41	52	11	21.15%
0130	CHERRY CREEK 5	1571	CHERRY CREEK CHARTER ACADEMY	4TH	0	1	5	4	42	52	10	19.23%
0130	CHERRY CREEK 5	1571	CHERRY CREEK CHARTER ACADEMY	5TH	0	2	3	2	45	52	7	13.46%
0130	CHERRY CREEK 5	1571	CHERRY CREEK CHARTER ACADEMY	6TH	0	3	3	7	53	66	13	19.70%
0130	CHERRY CREEK 5	1571	CHERRY CREEK CHARTER ACADEMY	7TH	0	4	5	4	31	44	13	29.55%
0130	CHERRY CREEK 5	1571	CHERRY CREEK CHARTER ACADEMY	8TH	0	1	2	1	32	36	4	11.11%
0130	CHERRY CREEK 5	1571	CHERRY CREEK CHARTER ACADEMY	SCHOOL T	0	26	35	29	364	454	90	19.82%
0130	CHERRY CREEK 5	1572	HIGH PLAINS ELEMENTARY SCHOOL	PK	0	1	0	0	0	1	1	100.00%
0130	CHERRY CREEK 5	1572	HIGH PLAINS ELEMENTARY SCHOOL	HALF DAY	0	7	3	14	43	67	24	35.82%
0130	CHERRY CREEK 5	1572	HIGH PLAINS ELEMENTARY SCHOOL	1ST	0	6	2	22	46	76	30	39.47%
0130	CHERRY CREEK 5	1572	HIGH PLAINS ELEMENTARY SCHOOL	2ND	0	7	4	7	48	66	18	27.27%
0130	CHERRY CREEK 5	1572	HIGH PLAINS ELEMENTARY SCHOOL	3RD	0	10	6	14	50	80	30	37.50%
0130	CHERRY CREEK 5	1572	HIGH PLAINS ELEMENTARY SCHOOL	4TH	0	4	4	11	45	64	19	29.69%
0130	CHERRY CREEK 5	1572	HIGH PLAINS ELEMENTARY SCHOOL	5TH	0	8	2	12	61	83	22	26.51%
0130	CHERRY CREEK 5	1572	HIGH PLAINS ELEMENTARY SCHOOL	SCHOOL T	0	43	21	80	293	437	144	32.95%
0130	CHERRY CREEK 5	1574	CHERRY HILLS VILLAGE ELEMENTARY SCHOOL	PK	0	0	0	1	2	3	1	33.33%
0130	CHERRY CREEK 5	1574	CHERRY HILLS VILLAGE ELEMENTARY SCHOOL	HALF DAY	0	5	1	1	90	97	7	7.22%
0130	CHERRY CREEK 5	1574	CHERRY HILLS VILLAGE ELEMENTARY SCHOOL	1ST	0	4	1	1	82	88	6	6.82%
0130	CHERRY CREEK 5	1574	CHERRY HILLS VILLAGE ELEMENTARY SCHOOL	2ND	0	3	2	4	81	90	9	10.00%
0130	CHERRY CREEK 5	1574	CHERRY HILLS VILLAGE ELEMENTARY SCHOOL	3RD	0	3	0	1	80	84	4	4.76%
0130	CHERRY CREEK 5	1574	CHERRY HILLS VILLAGE ELEMENTARY SCHOOL	4TH	0	4	3	0	81	88	7	7.95%
0130	CHERRY CREEK 5	1574	CHERRY HILLS VILLAGE ELEMENTARY SCHOOL	5TH	0	1	1	2	90	94	4	4.26%
0130	CHERRY CREEK 5	1574	CHERRY HILLS VILLAGE ELEMENTARY SCHOOL	SCHOOL T	0	20	8	10	506	544	38	6.99%
0130	CHERRY CREEK 5	1614	CIMARRON ELEMENTARY SCHOOL	PK	0	1	11	16	37	65	28	43.08%
0130	CHERRY CREEK 5	1614	CIMARRON ELEMENTARY SCHOOL	HALF DAY	0	7	25	19	45	96	51	53.13%
0130	CHERRY CREEK 5	1614	CIMARRON ELEMENTARY SCHOOL	1ST	1	4	13	20	48	86	38	44.19%
0130	CHERRY CREEK 5	1614	CIMARRON ELEMENTARY SCHOOL	2ND	2	2	16	17	45	82	37	45.12%
0130	CHERRY CREEK 5	1614	CIMARRON ELEMENTARY SCHOOL	3RD	3	5	24	16	33	81	48	59.26%
0130	CHERRY CREEK 5	1614	CIMARRON ELEMENTARY SCHOOL	4TH	1	4	18	13	56	92	36	39.13%
0130	CHERRY CREEK 5	1614	CIMARRON ELEMENTARY SCHOOL	5TH	1	4	30	22	45	102	57	55.88%
0130	CHERRY CREEK 5	1614	CIMARRON ELEMENTARY SCHOOL	SCHOOL T	8	27	137	123	309	604	295	48.84%
0130	CHERRY CREEK 5	1916	COTTONWOOD CREEK ELEMENTARY SCHOOL	PK	0	1	0	0	0	1	1	100.00%
0130	CHERRY CREEK 5	1916	COTTONWOOD CREEK ELEMENTARY SCHOOL	HALF DAY	0	15	1	0	82	98	16	16.33%
0130	CHERRY CREEK 5	1916	COTTONWOOD CREEK ELEMENTARY SCHOOL	1ST	0	12	0	4	74	90	16	17.78%
0130	CHERRY CREEK 5	1916	COTTONWOOD CREEK ELEMENTARY SCHOOL	2ND	0	11	2	2	76	91	15	16.48%
0130	CHERRY CREEK 5	1916	COTTONWOOD CREEK ELEMENTARY SCHOOL	3RD	1	12	4	2	84	103	19	18.45%




COLORADO DEPARTMENT OF EDUCATION
FALL 2007 PUPIL MEMBERSHIP BY DISTRICT, SCHOOL, GRADE, RACE/ETHNICITY, AND GENDER

District Code	DISTRICT	School Code	SCHOOL	GRADE	AMERICAN	ASIAN OR	BLACK (NOT	WHITE (NOT		Total	Total	
					INDIAN OR ALASKAN NATIVE	PACIFIC ISLANDER	HISPANIC)	HISPANIC	HISPANIC)		Minority	% Minority
0130	CHERRY CREEK 5	1916	COTTONWOOD CREEK ELEMENTARY SCHOOL	4TH	0	17	1	2	91	111	20	18.02%
0130	CHERRY CREEK 5	1916	COTTONWOOD CREEK ELEMENTARY SCHOOL	5TH	0	8	2	4	92	106	14	13.21%
0130	CHERRY CREEK 5	1916	COTTONWOOD CREEK ELEMENTARY SCHOOL	SCHOOL T	1	76	10	14	499	600	101	16.83%
0130	CHERRY CREEK 5	1970	CREEKSIDE ELEMENTARY SCHOOL	PK	0	5	4	5	59	73	14	19.18%
0130	CHERRY CREEK 5	1970	CREEKSIDE ELEMENTARY SCHOOL	HALF DAY	1	3	9	2	88	103	15	14.56%
0130	CHERRY CREEK 5	1970	CREEKSIDE ELEMENTARY SCHOOL	1ST	0	8	10	7	77	102	25	24.51%
0130	CHERRY CREEK 5	1970	CREEKSIDE ELEMENTARY SCHOOL	2ND	0	9	8	5	69	91	22	24.18%
0130	CHERRY CREEK 5	1970	CREEKSIDE ELEMENTARY SCHOOL	3RD	0	10	4	6	99	119	20	16.81%
0130	CHERRY CREEK 5	1970	CREEKSIDE ELEMENTARY SCHOOL	4TH	0	13	5	10	91	119	28	23.53%
0130	CHERRY CREEK 5	1970	CREEKSIDE ELEMENTARY SCHOOL	5TH	0	7	7	5	85	104	19	18.27%
0130	CHERRY CREEK 5	1970	CREEKSIDE ELEMENTARY SCHOOL	SCHOOL T	1	55	47	40	568	711	143	20.11%
0130	CHERRY CREEK 5	2094	DAKOTA VALLEY ELEMENTARY SCHOOL	PK	0	0	3	10	20	33	13	39.39%
0130	CHERRY CREEK 5	2094	DAKOTA VALLEY ELEMENTARY SCHOOL	HALF DAY	1	9	11	10	103	134	31	23.13%
0130	CHERRY CREEK 5	2094	DAKOTA VALLEY ELEMENTARY SCHOOL	1ST	1	15	23	17	86	142	56	39.44%
0130	CHERRY CREEK 5	2094	DAKOTA VALLEY ELEMENTARY SCHOOL	2ND	2	19	13	16	76	126	50	39.68%
0130	CHERRY CREEK 5	2094	DAKOTA VALLEY ELEMENTARY SCHOOL	3RD	0	16	23	18	92	149	57	38.26%
0130	CHERRY CREEK 5	2094	DAKOTA VALLEY ELEMENTARY SCHOOL	4TH	1	15	18	18	85	137	52	37.96%
0130	CHERRY CREEK 5	2094	DAKOTA VALLEY ELEMENTARY SCHOOL	5TH	2	13	18	16	80	129	49	37.98%
0130	CHERRY CREEK 5	2094	DAKOTA VALLEY ELEMENTARY SCHOOL	SCHOOL T	7	87	109	105	542	850	308	36.24%
0130	CHERRY CREEK 5	2292	DRY CREEK ELEMENTARY SCHOOL	HALF DAY	0	7	6	8	48	69	21	30.43%
0130	CHERRY CREEK 5	2292	DRY CREEK ELEMENTARY SCHOOL	1ST	0	10	5	9	48	72	24	33.33%
0130	CHERRY CREEK 5	2292	DRY CREEK ELEMENTARY SCHOOL	2ND	1	6	3	6	51	67	16	23.88%
0130	CHERRY CREEK 5	2292	DRY CREEK ELEMENTARY SCHOOL	3RD	0	5	3	2	61	71	10	14.08%
0130	CHERRY CREEK 5	2292	DRY CREEK ELEMENTARY SCHOOL	4TH	0	6	3	5	40	54	14	25.93%
0130	CHERRY CREEK 5	2292	DRY CREEK ELEMENTARY SCHOOL	5TH	0	1	4	3	50	58	8	13.79%
0130	CHERRY CREEK 5	2292	DRY CREEK ELEMENTARY SCHOOL	SCHOOL T	1	35	24	33	298	391	93	23.79%
0130	CHERRY CREEK 5	2357	EAGLECREST HIGH SCHOOL	9TH	4	52	109	93	365	623	258	41.41%
0130	CHERRY CREEK 5	2357	EAGLECREST HIGH SCHOOL	10TH	5	50	119	70	357	601	244	40.60%
0130	CHERRY CREEK 5	2357	EAGLECREST HIGH SCHOOL	11TH	3	50	121	88	363	625	262	41.92%
0130	CHERRY CREEK 5	2357	EAGLECREST HIGH SCHOOL	12TH	1	54	80	77	384	596	212	35.57%
0130	CHERRY CREEK 5	2357	EAGLECREST HIGH SCHOOL	SCHOOL T	13	206	429	328	1,469	2,445	976	39.92%
0130	CHERRY CREEK 5	2428	EASTRIDGE COMMUNITY ELEMENTARY SCHOOL	PK	0	16	36	27	35	114	79	69.30%
0130	CHERRY CREEK 5	2428	EASTRIDGE COMMUNITY ELEMENTARY SCHOOL	HALF DAY	0	12	43	43	39	137	98	71.53%
0130	CHERRY CREEK 5	2428	EASTRIDGE COMMUNITY ELEMENTARY SCHOOL	1ST	0	12	47	35	46	140	94	67.14%
0130	CHERRY CREEK 5	2428	EASTRIDGE COMMUNITY ELEMENTARY SCHOOL	2ND	1	4	49	35	51	140	89	63.57%
0130	CHERRY CREEK 5	2428	EASTRIDGE COMMUNITY ELEMENTARY SCHOOL	3RD	1	10	41	26	53	131	78	59.54%
0130	CHERRY CREEK 5	2428	EASTRIDGE COMMUNITY ELEMENTARY SCHOOL	4TH	3	12	53	29	35	132	97	73.48%
0130	CHERRY CREEK 5	2428	EASTRIDGE COMMUNITY ELEMENTARY SCHOOL	5TH	1	7	38	24	50	120	70	58.33%
0130	CHERRY CREEK 5	2428	EASTRIDGE COMMUNITY ELEMENTARY SCHOOL	SCHOOL T	6	73	307	219	309	914	605	66.19%
0130	CHERRY CREEK 5	2897	FALCON CREEK MIDDLE SCHOOL	6TH	0	31	30	39	269	369	100	27.10%
0130	CHERRY CREEK 5	2897	FALCON CREEK MIDDLE SCHOOL	7TH	3	33	47	39	278	400	122	30.50%
0130	CHERRY CREEK 5	2897	FALCON CREEK MIDDLE SCHOOL	8TH	0	37	29	34	269	369	100	27.10%
0130	CHERRY CREEK 5	2897	FALCON CREEK MIDDLE SCHOOL	SCHOOL T	3	101	106	112	816	1,138	322	28.30%
0130	CHERRY CREEK 5	3589	GRANDVIEW HIGH SCHOOL	9TH	2	52	69	56	498	677	179	26.44%
0130	CHERRY CREEK 5	3589	GRANDVIEW HIGH SCHOOL	10TH	1	66	68	65	488	688	200	29.07%
0130	CHERRY CREEK 5	3589	GRANDVIEW HIGH SCHOOL	11TH	4	56	63	65	507	695	188	27.05%
0130	CHERRY CREEK 5	3589	GRANDVIEW HIGH SCHOOL	12TH	2	60	53	51	524	690	166	24.06%
0130	CHERRY CREEK 5	3589	GRANDVIEW HIGH SCHOOL	SCHOOL T	9	234	253	237	2,017	2,750	733	26.65%
0130	CHERRY CREEK 5	3648	GREENWOOD ELEMENTARY SCHOOL	PK	0	0	0	0	1	1	0	0.00%
0130	CHERRY CREEK 5	3648	GREENWOOD ELEMENTARY SCHOOL	HALF DAY	0	3	0	3	60	66	6	9.09%
0130	CHERRY CREEK 5	3648	GREENWOOD ELEMENTARY SCHOOL	1ST	1	5	1	3	54	64	10	15.63%
0130	CHERRY CREEK 5	3648	GREENWOOD ELEMENTARY SCHOOL	2ND	1	3	1	0	54	59	5	8.47%
0130	CHERRY CREEK 5	3648	GREENWOOD ELEMENTARY SCHOOL	3RD	2	6	0	3	58	69	11	15.94%
0130	CHERRY CREEK 5	3648	GREENWOOD ELEMENTARY SCHOOL	4TH	1	7	3	3	62	76	14	18.42%
0130	CHERRY CREEK 5	3648	GREENWOOD ELEMENTARY SCHOOL	5TH	0	2	0	3	78	83	5	6.02%
0130	CHERRY CREEK 5	3648	GREENWOOD ELEMENTARY SCHOOL	SCHOOL T	5	26	5	15	367	418	51	12.20%
0130	CHERRY CREEK 5	3926	HERITAGE ELEMENTARY SCHOOL	PK	2	13	2	8	51	76	25	32.89%
0130	CHERRY CREEK 5	3926	HERITAGE ELEMENTARY SCHOOL	HALF DAY	0	2	3	3	38	46	8	17.39%
0130	CHERRY CREEK 5	3926	HERITAGE ELEMENTARY SCHOOL	1ST	0	6	3	2	30	41	11	26.83%
0130	CHERRY CREEK 5	3926	HERITAGE ELEMENTARY SCHOOL	2ND	0	3	1	0	35	39	4	10.26%
0130	CHERRY CREEK 5	3926	HERITAGE ELEMENTARY SCHOOL	3RD	0	4	1	5	32	42	10	23.81%
0130	CHERRY CREEK 5	3926	HERITAGE ELEMENTARY SCHOOL	4TH	0	6	1	3	39	49	10	20.41%
0130	CHERRY CREEK 5	3926	HERITAGE ELEMENTARY SCHOOL	5TH	0	3	2	4	31	40	9	22.50%




COLORADO DEPARTMENT OF EDUCATION
FALL 2007 PUPIL MEMBERSHIP BY DISTRICT, SCHOOL, GRADE, RACE/ETHNICITY, AND GENDER

District Code	DISTRICT	School Code	SCHOOL	GRADE	AMERICAN	ASIAN OR	BLACK (NOT	WHITE (NOT		Total	Total	
					INDIAN OR ALASKAN NATIVE	PACIFIC ISLANDER	HISPANIC)	HISPANIC	HISPANIC)		Minority	% Minority
0130	CHERRY CREEK 5	3926	HERITAGE ELEMENTARY SCHOOL	SCHOOL T	2	37	13	25	256	333	77	23.12%
0130	CHERRY CREEK 5	3988	HIGHLINE COMMUNITY ELEMENTARY SCHOOL	PK	0	1	7	31	11	50	39	78.00%
0130	CHERRY CREEK 5	3988	HIGHLINE COMMUNITY ELEMENTARY SCHOOL	HALF DAY	2	2	18	54	20	96	76	79.17%
0130	CHERRY CREEK 5	3988	HIGHLINE COMMUNITY ELEMENTARY SCHOOL	1ST	2	5	20	40	27	94	67	71.28%
0130	CHERRY CREEK 5	3988	HIGHLINE COMMUNITY ELEMENTARY SCHOOL	2ND	2	2	33	63	23	123	100	81.30%
0130	CHERRY CREEK 5	3988	HIGHLINE COMMUNITY ELEMENTARY SCHOOL	3RD	1	5	20	46	17	89	72	80.90%
0130	CHERRY CREEK 5	3988	HIGHLINE COMMUNITY ELEMENTARY SCHOOL	4TH	0	4	24	49	15	92	77	83.70%
0130	CHERRY CREEK 5	3988	HIGHLINE COMMUNITY ELEMENTARY SCHOOL	5TH	2	2	19	53	17	93	76	81.72%
0130	CHERRY CREEK 5	3988	HIGHLINE COMMUNITY ELEMENTARY SCHOOL	SCHOOL T	9	21	141	336	130	637	507	79.59%
0130	CHERRY CREEK 5	4062	HOLLY HILLS ELEMENTARY SCHOOL	PK	0	8	12	35	14	69	55	79.71%
0130	CHERRY CREEK 5	4062	HOLLY HILLS ELEMENTARY SCHOOL	HALF DAY	0	11	13	30	42	96	54	56.25%
0130	CHERRY CREEK 5	4062	HOLLY HILLS ELEMENTARY SCHOOL	1ST	0	7	20	30	33	90	57	63.33%
0130	CHERRY CREEK 5	4062	HOLLY HILLS ELEMENTARY SCHOOL	2ND	1	1	13	39	22	76	54	71.05%
0130	CHERRY CREEK 5	4062	HOLLY HILLS ELEMENTARY SCHOOL	3RD	0	8	15	36	25	84	59	70.24%
0130	CHERRY CREEK 5	4062	HOLLY HILLS ELEMENTARY SCHOOL	4TH	2	7	13	36	32	90	58	64.44%
0130	CHERRY CREEK 5	4062	HOLLY HILLS ELEMENTARY SCHOOL	5TH	1	7	10	35	35	88	53	60.23%
0130	CHERRY CREEK 5	4062	HOLLY HILLS ELEMENTARY SCHOOL	SCHOOL T	4	49	96	241	203	593	390	65.77%
0130	CHERRY CREEK 5	4078	HOMESTEAD ELEMENTARY SCHOOL	HALF DAY	0	5	2	4	80	91	11	12.09%
0130	CHERRY CREEK 5	4078	HOMESTEAD ELEMENTARY SCHOOL	1ST	1	8	2	5	60	76	16	21.05%
0130	CHERRY CREEK 5	4078	HOMESTEAD ELEMENTARY SCHOOL	2ND	1	8	2	2	84	97	13	13.40%
0130	CHERRY CREEK 5	4078	HOMESTEAD ELEMENTARY SCHOOL	3RD	0	4	3	4	67	78	11	14.10%
0130	CHERRY CREEK 5	4078	HOMESTEAD ELEMENTARY SCHOOL	4TH	0	2	1	4	87	94	7	7.45%
0130	CHERRY CREEK 5	4078	HOMESTEAD ELEMENTARY SCHOOL	5TH	0	9	2	2	80	93	13	13.98%
0130	CHERRY CREEK 5	4078	HOMESTEAD ELEMENTARY SCHOOL	SCHOOL T	2	36	12	21	458	529	71	13.42%
0130	CHERRY CREEK 5	4100	HORIZON MIDDLE SCHOOL	6TH	8	28	97	79	190	402	212	52.74%
0130	CHERRY CREEK 5	4100	HORIZON MIDDLE SCHOOL	7TH	2	22	79	57	178	338	160	47.34%
0130	CHERRY CREEK 5	4100	HORIZON MIDDLE SCHOOL	8TH	4	21	99	71	216	411	195	47.45%
0130	CHERRY CREEK 5	4100	HORIZON MIDDLE SCHOOL	SCHOOL T	14	71	275	207	584	1,151	567	49.26%
0130	CHERRY CREEK 5	4276	INDEPENDENCE ELEMENTARY SCHOOL	PK	0	0	1	0	2	3	1	33.33%
0130	CHERRY CREEK 5	4276	INDEPENDENCE ELEMENTARY SCHOOL	HALF DAY	1	3	13	15	46	78	32	41.03%
0130	CHERRY CREEK 5	4276	INDEPENDENCE ELEMENTARY SCHOOL	1ST	1	1	16	14	46	78	32	41.03%
0130	CHERRY CREEK 5	4276	INDEPENDENCE ELEMENTARY SCHOOL	2ND	0	3	18	22	51	94	43	45.74%
0130	CHERRY CREEK 5	4276	INDEPENDENCE ELEMENTARY SCHOOL	3RD	1	6	20	25	28	80	52	65.00%
0130	CHERRY CREEK 5	4276	INDEPENDENCE ELEMENTARY SCHOOL	4TH	1	2	17	16	44	80	36	45.00%
0130	CHERRY CREEK 5	4276	INDEPENDENCE ELEMENTARY SCHOOL	5TH	0	2	28	15	41	86	45	52.33%
0130	CHERRY CREEK 5	4276	INDEPENDENCE ELEMENTARY SCHOOL	SCHOOL T	4	17	113	107	258	499	241	48.30%
0130	CHERRY CREEK 5	4280	INDIAN RIDGE ELEMENTARY SCHOOL	PK	0	6	2	3	27	38	11	28.95%
0130	CHERRY CREEK 5	4280	INDIAN RIDGE ELEMENTARY SCHOOL	HALF DAY	0	14	11	9	60	94	34	36.17%
0130	CHERRY CREEK 5	4280	INDIAN RIDGE ELEMENTARY SCHOOL	1ST	0	14	9	10	70	103	33	32.04%
0130	CHERRY CREEK 5	4280	INDIAN RIDGE ELEMENTARY SCHOOL	2ND	1	12	13	8	54	88	34	38.64%
0130	CHERRY CREEK 5	4280	INDIAN RIDGE ELEMENTARY SCHOOL	3RD	0	13	16	13	66	108	42	38.89%
0130	CHERRY CREEK 5	4280	INDIAN RIDGE ELEMENTARY SCHOOL	4TH	1	11	14	3	72	101	29	28.71%
0130	CHERRY CREEK 5	4280	INDIAN RIDGE ELEMENTARY SCHOOL	5TH	1	16	7	5	74	103	29	28.16%
0130	CHERRY CREEK 5	4280	INDIAN RIDGE ELEMENTARY SCHOOL	SCHOOL T	3	86	72	51	423	635	212	33.39%
0130	CHERRY CREEK 5	4975	LAREDO MIDDLE SCHOOL	6TH	3	44	68	54	250	419	169	40.33%
0130	CHERRY CREEK 5	4975	LAREDO MIDDLE SCHOOL	7TH	3	28	93	65	222	411	189	45.99%
0130	CHERRY CREEK 5	4975	LAREDO MIDDLE SCHOOL	8TH	1	32	84	40	261	418	157	37.56%
0130	CHERRY CREEK 5	4975	LAREDO MIDDLE SCHOOL	SCHOOL T	7	104	245	159	733	1,248	515	41.27%
0130	CHERRY CREEK 5	5744	MEADOW POINT ELEMENTARY SCHOOL	PK	0	1	9	16	31	57	26	45.61%
0130	CHERRY CREEK 5	5744	MEADOW POINT ELEMENTARY SCHOOL	HALF DAY	1	2	12	26	51	92	41	44.57%
0130	CHERRY CREEK 5	5744	MEADOW POINT ELEMENTARY SCHOOL	1ST	2	4	11	31	48	96	48	50.00%
0130	CHERRY CREEK 5	5744	MEADOW POINT ELEMENTARY SCHOOL	2ND	2	4	17	28	42	93	51	54.84%
0130	CHERRY CREEK 5	5744	MEADOW POINT ELEMENTARY SCHOOL	3RD	0	1	21	25	50	97	47	48.45%
0130	CHERRY CREEK 5	5744	MEADOW POINT ELEMENTARY SCHOOL	4TH	0	4	20	31	48	103	55	53.40%
0130	CHERRY CREEK 5	5744	MEADOW POINT ELEMENTARY SCHOOL	5TH	0	4	13	23	38	78	40	51.28%
0130	CHERRY CREEK 5	5744	MEADOW POINT ELEMENTARY SCHOOL	SCHOOL T	5	20	103	180	308	616	308	50.00%
0130	CHERRY CREEK 5	5934	MISSION VIEJO ELEMENTARY SCHOOL	PK	1	3	2	7	23	36	13	36.11%
0130	CHERRY CREEK 5	5934	MISSION VIEJO ELEMENTARY SCHOOL	HALF DAY	2	5	15	22	58	102	44	43.14%
0130	CHERRY CREEK 5	5934	MISSION VIEJO ELEMENTARY SCHOOL	1ST	2	5	23	16	56	102	46	45.10%
0130	CHERRY CREEK 5	5934	MISSION VIEJO ELEMENTARY SCHOOL	2ND	1	2	20	25	71	119	48	40.34%
0130	CHERRY CREEK 5	5934	MISSION VIEJO ELEMENTARY SCHOOL	3RD	1	3	11	32	73	120	47	39.17%
0130	CHERRY CREEK 5	5934	MISSION VIEJO ELEMENTARY SCHOOL	4TH	2	6	28	15	77	128	51	39.84%
0130	CHERRY CREEK 5	5934	MISSION VIEJO ELEMENTARY SCHOOL	5TH	0	7	19	15	76	117	41	35.04%



COLORADO DEPARTMENT OF EDUCATION
FALL 2007 PUPIL MEMBERSHIP BY DISTRICT, SCHOOL, GRADE, RACE/ETHNICITY, AND GENDER

District Code	DISTRICT	School Code	SCHOOL	GRADE	AMERICAN	ASIAN OR	BLACK (NOT	WHITE (NOT		Total	Total	
					INDIAN OR ALASKAN NATIVE	PACIFIC ISLANDER	HISPANIC)	HISPANIC	HISPANIC)		Minority	% Minority
0130	CHERRY CREEK 5	5934	MISSION VIEJO ELEMENTARY SCHOOL	SCHOOL T	9	31	118	132	434	724	290	40.06%
0130	CHERRY CREEK 5	6625	OVERLAND HIGH SCHOOL	9TH	3	27	220	144	173	567	394	69.49%
0130	CHERRY CREEK 5	6625	OVERLAND HIGH SCHOOL	10TH	3	30	201	116	184	534	350	65.54%
0130	CHERRY CREEK 5	6625	OVERLAND HIGH SCHOOL	11TH	4	36	178	103	174	495	321	64.85%
0130	CHERRY CREEK 5	6625	OVERLAND HIGH SCHOOL	12TH	6	41	195	109	188	539	351	65.12%
0130	CHERRY CREEK 5	6625	OVERLAND HIGH SCHOOL	SCHOOL T	16	134	794	472	719	2,135	1,416	66.32%
0130	CHERRY CREEK 5	6820	PEAKVIEW ELEMENTARY SCHOOL	PK	0	8	10	6	46	70	24	34.29%
0130	CHERRY CREEK 5	6820	PEAKVIEW ELEMENTARY SCHOOL	HALF DAY	0	7	14	6	81	108	27	25.00%
0130	CHERRY CREEK 5	6820	PEAKVIEW ELEMENTARY SCHOOL	1ST	0	8	17	6	72	103	31	30.10%
0130	CHERRY CREEK 5	6820	PEAKVIEW ELEMENTARY SCHOOL	2ND	0	6	13	6	72	97	25	25.77%
0130	CHERRY CREEK 5	6820	PEAKVIEW ELEMENTARY SCHOOL	3RD	0	10	12	8	79	109	30	27.52%
0130	CHERRY CREEK 5	6820	PEAKVIEW ELEMENTARY SCHOOL	4TH	0	4	14	11	85	114	29	25.44%
0130	CHERRY CREEK 5	6820	PEAKVIEW ELEMENTARY SCHOOL	5TH	0	8	10	11	72	101	29	28.71%
0130	CHERRY CREEK 5	6820	PEAKVIEW ELEMENTARY SCHOOL	SCHOOL T	0	51	90	54	507	702	195	27.78%
0130	CHERRY CREEK 5	7102	POLTON COMMUNITY ELEMENTARY SCHOOL	PK	1	5	12	11	42	71	29	40.85%
0130	CHERRY CREEK 5	7102	POLTON COMMUNITY ELEMENTARY SCHOOL	HALF DAY	0	3	14	10	42	69	27	39.13%
0130	CHERRY CREEK 5	7102	POLTON COMMUNITY ELEMENTARY SCHOOL	1ST	0	3	17	10	43	73	30	41.10%
0130	CHERRY CREEK 5	7102	POLTON COMMUNITY ELEMENTARY SCHOOL	2ND	0	3	16	10	34	63	29	46.03%
0130	CHERRY CREEK 5	7102	POLTON COMMUNITY ELEMENTARY SCHOOL	3RD	0	0	21	10	40	71	31	43.66%
0130	CHERRY CREEK 5	7102	POLTON COMMUNITY ELEMENTARY SCHOOL	4TH	0	1	29	10	34	74	40	54.05%
0130	CHERRY CREEK 5	7102	POLTON COMMUNITY ELEMENTARY SCHOOL	5TH	1	2	34	10	36	83	47	56.63%
0130	CHERRY CREEK 5	7102	POLTON COMMUNITY ELEMENTARY SCHOOL	SCHOOL T	2	17	143	71	271	504	233	46.23%
0130	CHERRY CREEK 5	7116	PONDEROSA ELEMENTARY SCHOOL	PK	0	5	19	7	14	45	31	68.89%
0130	CHERRY CREEK 5	7116	PONDEROSA ELEMENTARY SCHOOL	HALF DAY	0	6	32	26	27	91	64	70.33%
0130	CHERRY CREEK 5	7116	PONDEROSA ELEMENTARY SCHOOL	1ST	1	8	36	28	27	100	73	73.00%
0130	CHERRY CREEK 5	7116	PONDEROSA ELEMENTARY SCHOOL	2ND	1	6	42	40	22	111	89	80.18%
0130	CHERRY CREEK 5	7116	PONDEROSA ELEMENTARY SCHOOL	3RD	2	13	31	30	24	100	76	76.00%
0130	CHERRY CREEK 5	7116	PONDEROSA ELEMENTARY SCHOOL	4TH	0	10	38	22	27	97	70	72.16%
0130	CHERRY CREEK 5	7116	PONDEROSA ELEMENTARY SCHOOL	5TH	0	7	29	24	33	93	60	64.52%
0130	CHERRY CREEK 5	7116	PONDEROSA ELEMENTARY SCHOOL	SCHOOL T	4	55	227	177	174	637	463	72.68%
0130	CHERRY CREEK 5	7158	PRAIRIE MIDDLE SCHOOL	6TH	6	39	181	142	158	526	368	69.96%
0130	CHERRY CREEK 5	7158	PRAIRIE MIDDLE SCHOOL	7TH	1	30	179	151	186	547	361	66.00%
0130	CHERRY CREEK 5	7158	PRAIRIE MIDDLE SCHOOL	8TH	2	29	187	151	147	516	369	71.51%
0130	CHERRY CREEK 5	7158	PRAIRIE MIDDLE SCHOOL	SCHOOL T	9	98	547	444	491	1,589	1,098	69.10%
0130	CHERRY CREEK 5	7277	RED HAWK RIDGE ELEMENTARY SCHOOL	PK	0	14	7	17	54	92	38	41.30%
0130	CHERRY CREEK 5	7277	RED HAWK RIDGE ELEMENTARY SCHOOL	HALF DAY	0	11	14	20	63	108	45	41.67%
0130	CHERRY CREEK 5	7277	RED HAWK RIDGE ELEMENTARY SCHOOL	1ST	2	6	10	14	59	91	32	35.16%
0130	CHERRY CREEK 5	7277	RED HAWK RIDGE ELEMENTARY SCHOOL	2ND	2	3	17	18	63	103	40	38.83%
0130	CHERRY CREEK 5	7277	RED HAWK RIDGE ELEMENTARY SCHOOL	3RD	1	5	22	19	50	97	47	48.45%
0130	CHERRY CREEK 5	7277	RED HAWK RIDGE ELEMENTARY SCHOOL	4TH	1	4	16	12	44	77	33	42.86%
0130	CHERRY CREEK 5	7277	RED HAWK RIDGE ELEMENTARY SCHOOL	5TH	0	4	12	14	57	87	30	34.48%
0130	CHERRY CREEK 5	7277	RED HAWK RIDGE ELEMENTARY SCHOOL	SCHOOL T	6	47	98	114	390	655	265	40.46%
0130	CHERRY CREEK 5	7476	ROLLING HILLS ELEMENTARY SCHOOL	PK	0	1	0	0	0	1	1	100.00%
0130	CHERRY CREEK 5	7476	ROLLING HILLS ELEMENTARY SCHOOL	HALF DAY	0	18	7	6	86	117	31	26.50%
0130	CHERRY CREEK 5	7476	ROLLING HILLS ELEMENTARY SCHOOL	1ST	0	9	10	11	93	123	30	24.39%
0130	CHERRY CREEK 5	7476	ROLLING HILLS ELEMENTARY SCHOOL	2ND	0	13	13	3	88	117	29	24.79%
0130	CHERRY CREEK 5	7476	ROLLING HILLS ELEMENTARY SCHOOL	3RD	1	24	16	12	88	141	53	37.59%
0130	CHERRY CREEK 5	7476	ROLLING HILLS ELEMENTARY SCHOOL	4TH	0	14	9	10	106	139	33	23.74%
0130	CHERRY CREEK 5	7476	ROLLING HILLS ELEMENTARY SCHOOL	5TH	0	15	8	4	117	144	27	18.75%
0130	CHERRY CREEK 5	7476	ROLLING HILLS ELEMENTARY SCHOOL	SCHOOL T	1	94	63	46	578	782	204	26.09%
0130	CHERRY CREEK 5	7559	SAGEBRUSH ELEMENTARY SCHOOL	PK	0	0	0	0	2	2	0	0.00%
0130	CHERRY CREEK 5	7559	SAGEBRUSH ELEMENTARY SCHOOL	HALF DAY	1	5	13	23	52	94	42	44.68%
0130	CHERRY CREEK 5	7559	SAGEBRUSH ELEMENTARY SCHOOL	1ST	0	8	19	11	68	106	38	35.85%
0130	CHERRY CREEK 5	7559	SAGEBRUSH ELEMENTARY SCHOOL	2ND	0	10	18	20	48	96	48	50.00%
0130	CHERRY CREEK 5	7559	SAGEBRUSH ELEMENTARY SCHOOL	3RD	0	13	21	9	68	111	43	38.74%
0130	CHERRY CREEK 5	7559	SAGEBRUSH ELEMENTARY SCHOOL	4TH	1	6	21	13	50	91	41	45.05%
0130	CHERRY CREEK 5	7559	SAGEBRUSH ELEMENTARY SCHOOL	5TH	3	6	18	11	63	101	38	37.62%
0130	CHERRY CREEK 5	7559	SAGEBRUSH ELEMENTARY SCHOOL	SCHOOL T	5	48	110	87	351	601	250	41.60%
0130	CHERRY CREEK 5	8020	SMOKY HILL HIGH SCHOOL	9TH	3	34	118	82	392	629	237	37.68%
0130	CHERRY CREEK 5	8020	SMOKY HILL HIGH SCHOOL	10TH	7	46	128	63	375	619	244	39.42%
0130	CHERRY CREEK 5	8020	SMOKY HILL HIGH SCHOOL	11TH	6	44	87	74	358	569	211	37.08%
0130	CHERRY CREEK 5	8020	SMOKY HILL HIGH SCHOOL	12TH	5	56	108	81	431	681	250	36.71%
0130	CHERRY CREEK 5	8020	SMOKY HILL HIGH SCHOOL	SCHOOL T	21	180	441	300	1,556	2,498	942	37.71%




COLORADO DEPARTMENT OF EDUCATION
FALL 2007 PUPIL MEMBERSHIP BY DISTRICT, SCHOOL, GRADE, RACE/ETHNICITY, AND GENDER

District Code	DISTRICT	School Code	SCHOOL	GRADE	AMERICAN INDIAN OR ALASKAN NATIVE	ASIAN OR PACIFIC ISLANDER	BLACK (NOT HISPANIC)	HISPANIC	WHITE (NOT HISPANIC)	Total	Total	
											Minority	% Minority
0130	CHERRY CREEK 5	8380	SUMMIT ELEMENTARY SCHOOL	HALF DAY	2	2	15	11	35	65	30	46.15%
0130	CHERRY CREEK 5	8380	SUMMIT ELEMENTARY SCHOOL	1ST	0	5	8	12	65	90	25	27.78%
0130	CHERRY CREEK 5	8380	SUMMIT ELEMENTARY SCHOOL	2ND	2	4	21	13	46	86	40	46.51%
0130	CHERRY CREEK 5	8380	SUMMIT ELEMENTARY SCHOOL	3RD	1	3	12	14	61	91	30	32.97%
0130	CHERRY CREEK 5	8380	SUMMIT ELEMENTARY SCHOOL	4TH	2	3	18	14	61	98	37	37.76%
0130	CHERRY CREEK 5	8380	SUMMIT ELEMENTARY SCHOOL	5TH	3	3	13	17	56	92	36	39.13%
0130	CHERRY CREEK 5	8380	SUMMIT ELEMENTARY SCHOOL	SCHOOL T	10	20	87	81	324	522	198	37.93%
0130	CHERRY CREEK 5	8394	SUNRISE ELEMENTARY SCHOOL	PK	0	0	0	0	1	1	0	0.00%
0130	CHERRY CREEK 5	8394	SUNRISE ELEMENTARY SCHOOL	HALF DAY	1	5	19	24	57	106	49	46.23%
0130	CHERRY CREEK 5	8394	SUNRISE ELEMENTARY SCHOOL	1ST	0	8	23	23	75	129	54	41.86%
0130	CHERRY CREEK 5	8394	SUNRISE ELEMENTARY SCHOOL	2ND	0	9	22	23	62	116	54	46.55%
0130	CHERRY CREEK 5	8394	SUNRISE ELEMENTARY SCHOOL	3RD	1	8	27	19	56	111	55	49.55%
0130	CHERRY CREEK 5	8394	SUNRISE ELEMENTARY SCHOOL	4TH	0	8	12	27	63	110	47	42.73%
0130	CHERRY CREEK 5	8394	SUNRISE ELEMENTARY SCHOOL	5TH	0	10	26	15	54	105	51	48.57%
0130	CHERRY CREEK 5	8394	SUNRISE ELEMENTARY SCHOOL	SCHOOL T	2	48	129	131	368	678	310	45.72%
0130	CHERRY CREEK 5	8848	THUNDER RIDGE MIDDLE SCHOOL	6TH	0	36	43	46	288	413	125	30.27%
0130	CHERRY CREEK 5	8848	THUNDER RIDGE MIDDLE SCHOOL	7TH	1	24	54	43	236	358	122	34.08%
0130	CHERRY CREEK 5	8848	THUNDER RIDGE MIDDLE SCHOOL	8TH	2	28	54	46	280	410	130	31.71%
0130	CHERRY CREEK 5	8848	THUNDER RIDGE MIDDLE SCHOOL	SCHOOL T	3	88	151	135	804	1,181	377	31.92%
0130	CHERRY CREEK 5	8850	TIMBERLINE ELEMENTARY SCHOOL	PK	0	6	7	7	73	93	20	21.51%
0130	CHERRY CREEK 5	8850	TIMBERLINE ELEMENTARY SCHOOL	HALF DAY	0	11	4	7	79	101	22	21.78%
0130	CHERRY CREEK 5	8850	TIMBERLINE ELEMENTARY SCHOOL	1ST	1	7	7	8	70	93	23	24.73%
0130	CHERRY CREEK 5	8850	TIMBERLINE ELEMENTARY SCHOOL	2ND	0	5	11	8	81	105	24	22.86%
0130	CHERRY CREEK 5	8850	TIMBERLINE ELEMENTARY SCHOOL	3RD	0	6	10	7	92	115	23	20.00%
0130	CHERRY CREEK 5	8850	TIMBERLINE ELEMENTARY SCHOOL	4TH	0	11	9	17	77	114	37	32.46%
0130	CHERRY CREEK 5	8850	TIMBERLINE ELEMENTARY SCHOOL	5TH	0	8	12	8	85	113	28	24.78%
0130	CHERRY CREEK 5	8850	TIMBERLINE ELEMENTARY SCHOOL	SCHOOL T	1	54	60	62	557	734	177	24.11%
0130	CHERRY CREEK 5	8887	TRAILS WEST ELEMENTARY SCHOOL	PK	0	7	3	3	50	63	13	20.63%
0130	CHERRY CREEK 5	8887	TRAILS WEST ELEMENTARY SCHOOL	HALF DAY	2	4	9	9	60	84	24	28.57%
0130	CHERRY CREEK 5	8887	TRAILS WEST ELEMENTARY SCHOOL	1ST	0	4	5	9	74	92	18	19.57%
0130	CHERRY CREEK 5	8887	TRAILS WEST ELEMENTARY SCHOOL	2ND	0	8	6	6	55	75	20	26.67%
0130	CHERRY CREEK 5	8887	TRAILS WEST ELEMENTARY SCHOOL	3RD	2	8	10	12	65	97	32	32.99%
0130	CHERRY CREEK 5	8887	TRAILS WEST ELEMENTARY SCHOOL	4TH	2	8	9	9	71	99	28	28.28%
0130	CHERRY CREEK 5	8887	TRAILS WEST ELEMENTARY SCHOOL	5TH	0	7	9	10	68	94	26	27.66%
0130	CHERRY CREEK 5	8887	TRAILS WEST ELEMENTARY SCHOOL	SCHOOL T	6	46	51	58	443	604	161	26.66%
0130	CHERRY CREEK 5	9108	VILLAGE EAST COMMUNITY ELEMENTARY SCHOOL	PK	1	8	11	10	8	38	30	78.95%
0130	CHERRY CREEK 5	9108	VILLAGE EAST COMMUNITY ELEMENTARY SCHOOL	HALF DAY	0	12	36	31	37	116	79	68.10%
0130	CHERRY CREEK 5	9108	VILLAGE EAST COMMUNITY ELEMENTARY SCHOOL	1ST	1	18	43	33	31	126	95	75.40%
0130	CHERRY CREEK 5	9108	VILLAGE EAST COMMUNITY ELEMENTARY SCHOOL	2ND	1	16	48	26	38	129	91	70.54%
0130	CHERRY CREEK 5	9108	VILLAGE EAST COMMUNITY ELEMENTARY SCHOOL	3RD	0	8	41	26	27	102	75	73.53%
0130	CHERRY CREEK 5	9108	VILLAGE EAST COMMUNITY ELEMENTARY SCHOOL	4TH	0	9	37	29	20	95	75	78.95%
0130	CHERRY CREEK 5	9108	VILLAGE EAST COMMUNITY ELEMENTARY SCHOOL	5TH	0	8	34	26	27	95	68	71.58%
0130	CHERRY CREEK 5	9108	VILLAGE EAST COMMUNITY ELEMENTARY SCHOOL	SCHOOL T	3	79	250	181	188	701	513	73.18%
0130	CHERRY CREEK 5	9200	WALNUT HILLS COMMUNITY ELEMENTARY SCHOOL	PK	0	1	2	6	26	35	9	25.71%
0130	CHERRY CREEK 5	9200	WALNUT HILLS COMMUNITY ELEMENTARY SCHOOL	HALF DAY	0	7	2	2	47	58	11	18.97%
0130	CHERRY CREEK 5	9200	WALNUT HILLS COMMUNITY ELEMENTARY SCHOOL	1ST	0	9	1	9	53	72	19	26.39%
0130	CHERRY CREEK 5	9200	WALNUT HILLS COMMUNITY ELEMENTARY SCHOOL	2ND	0	6	4	4	63	77	14	18.18%
0130	CHERRY CREEK 5	9200	WALNUT HILLS COMMUNITY ELEMENTARY SCHOOL	3RD	1	3	3	4	54	65	11	16.92%
0130	CHERRY CREEK 5	9200	WALNUT HILLS COMMUNITY ELEMENTARY SCHOOL	4TH	0	4	1	3	58	66	8	12.12%
0130	CHERRY CREEK 5	9200	WALNUT HILLS COMMUNITY ELEMENTARY SCHOOL	5TH	2	4	2	5	51	64	13	20.31%
0130	CHERRY CREEK 5	9200	WALNUT HILLS COMMUNITY ELEMENTARY SCHOOL	SCHOOL T	3	34	15	33	352	437	85	19.45%
0130	CHERRY CREEK 5	9624	WILLOW CREEK ELEMENTARY SCHOOL	PK	0	0	0	0	2	2	0	0.00%
0130	CHERRY CREEK 5	9624	WILLOW CREEK ELEMENTARY SCHOOL	HALF DAY	0	14	1	2	67	84	17	20.24%
0130	CHERRY CREEK 5	9624	WILLOW CREEK ELEMENTARY SCHOOL	1ST	2	7	2	6	73	90	17	18.89%
0130	CHERRY CREEK 5	9624	WILLOW CREEK ELEMENTARY SCHOOL	2ND	1	12	1	5	74	93	19	20.43%
0130	CHERRY CREEK 5	9624	WILLOW CREEK ELEMENTARY SCHOOL	3RD	0	7	4	4	83	98	15	15.31%
0130	CHERRY CREEK 5	9624	WILLOW CREEK ELEMENTARY SCHOOL	4TH	1	5	6	3	58	73	15	20.55%
0130	CHERRY CREEK 5	9624	WILLOW CREEK ELEMENTARY SCHOOL	5TH	0	2	3	4	88	97	9	9.28%
0130	CHERRY CREEK 5	9624	WILLOW CREEK ELEMENTARY SCHOOL	SCHOOL T	4	47	17	24	445	537	92	17.13%
0130	CHERRY CREEK 5		DISTRICT TOTAL		275	4,031	7,242	6,636	32,447	50,631	18,184	35.91%
0140	LITTLETON 6	0298	ARAPAHOE HIGH SCHOOL	9TH	3	7	8	27	490	535	45	8.41%
0140	LITTLETON 6	0298	ARAPAHOE HIGH SCHOOL	10TH	2	19	8	32	512	573	61	10.65%
0140	LITTLETON 6	0298	ARAPAHOE HIGH SCHOOL	11TH	4	14	10	21	493	542	49	9.04%

COLORADO DEPARTMENT OF EDUCATION
FALL 2007 PUPIL MEMBERSHIP BY DISTRICT, SCHOOL, GRADE, RACE/ETHNICITY, AND GENDER

District Code	DISTRICT	School Code	SCHOOL	GRADE	AMERICAN	ASIAN OR	BLACK (NOT	WHITE (NOT		Total	Total	
					INDIAN OR ALASKAN NATIVE	PACIFIC ISLANDER	HISPANIC)	HISPANIC	HISPANIC)		Minority	% Minority
0140	LITTLETON 6	0298	ARAPAHOE HIGH SCHOOL	12TH	4	18	6	27	515	570	55	9.65%
0140	LITTLETON 6	0298	ARAPAHOE HIGH SCHOOL	SCHOOL T	13	58	32	107	2,010	2,220	210	9.46%
0140	LITTLETON 6	0752	FRANKLIN ELEMENTARY SCHOOL	HALF DAY	0	1	1	0	35	37	2	5.41%
0140	LITTLETON 6	0752	FRANKLIN ELEMENTARY SCHOOL	KINDERG/	1	2	0	0	27	30	3	10.00%
0140	LITTLETON 6	0752	FRANKLIN ELEMENTARY SCHOOL	1ST	0	1	0	5	38	44	6	13.64%
0140	LITTLETON 6	0752	FRANKLIN ELEMENTARY SCHOOL	2ND	1	4	1	4	65	75	10	13.33%
0140	LITTLETON 6	0752	FRANKLIN ELEMENTARY SCHOOL	3RD	1	4	0	7	55	67	12	17.91%
0140	LITTLETON 6	0752	FRANKLIN ELEMENTARY SCHOOL	4TH	1	5	0	6	62	74	12	16.22%
0140	LITTLETON 6	0752	FRANKLIN ELEMENTARY SCHOOL	5TH	1	3	2	6	60	72	12	16.67%
0140	LITTLETON 6	0752	FRANKLIN ELEMENTARY SCHOOL	SCHOOL T	5	20	4	28	342	399	57	14.29%
0140	LITTLETON 6	1382	CENTENNIAL ACADEMY OF FINE ARTS EDUCATION	PK	0	0	0	1	7	8	1	12.50%
0140	LITTLETON 6	1382	CENTENNIAL ACADEMY OF FINE ARTS EDUCATION	KINDERG/	0	4	5	14	63	86	23	26.74%
0140	LITTLETON 6	1382	CENTENNIAL ACADEMY OF FINE ARTS EDUCATION	1ST	0	5	2	20	57	84	27	32.14%
0140	LITTLETON 6	1382	CENTENNIAL ACADEMY OF FINE ARTS EDUCATION	2ND	0	0	1	21	40	62	22	35.48%
0140	LITTLETON 6	1382	CENTENNIAL ACADEMY OF FINE ARTS EDUCATION	3RD	0	2	3	19	53	77	24	31.17%
0140	LITTLETON 6	1382	CENTENNIAL ACADEMY OF FINE ARTS EDUCATION	4TH	3	3	2	16	45	69	24	34.78%
0140	LITTLETON 6	1382	CENTENNIAL ACADEMY OF FINE ARTS EDUCATION	5TH	0	1	5	20	45	71	26	36.62%
0140	LITTLETON 6	1382	CENTENNIAL ACADEMY OF FINE ARTS EDUCATION	SCHOOL T	3	15	18	111	310	457	147	32.17%
0140	LITTLETON 6	2382	EAST ELEMENTARY SCHOOL	PK	0	0	1	1	2	4	2	50.00%
0140	LITTLETON 6	2382	EAST ELEMENTARY SCHOOL	KINDERG/	0	4	2	25	14	45	31	68.89%
0140	LITTLETON 6	2382	EAST ELEMENTARY SCHOOL	1ST	0	3	3	25	25	56	31	55.36%
0140	LITTLETON 6	2382	EAST ELEMENTARY SCHOOL	2ND	0	6	6	18	19	49	30	61.22%
0140	LITTLETON 6	2382	EAST ELEMENTARY SCHOOL	3RD	0	2	5	15	19	41	22	53.66%
0140	LITTLETON 6	2382	EAST ELEMENTARY SCHOOL	4TH	0	2	1	16	15	34	19	55.88%
0140	LITTLETON 6	2382	EAST ELEMENTARY SCHOOL	5TH	0	1	4	14	12	31	19	61.29%
0140	LITTLETON 6	2382	EAST ELEMENTARY SCHOOL	SCHOOL T	0	18	22	114	106	260	154	59.23%
0140	LITTLETON 6	2804	EUCLID MIDDLE SCHOOL	6TH	4	6	10	27	203	250	47	18.80%
0140	LITTLETON 6	2804	EUCLID MIDDLE SCHOOL	7TH	1	9	6	21	204	241	37	15.35%
0140	LITTLETON 6	2804	EUCLID MIDDLE SCHOOL	8TH	2	10	12	30	249	303	54	17.82%
0140	LITTLETON 6	2804	EUCLID MIDDLE SCHOOL	SCHOOL T	7	25	28	78	656	794	138	17.38%
0140	LITTLETON 6	2926	FIELD ELEMENTARY SCHOOL	KINDERG/	0	2	6	45	31	84	53	63.10%
0140	LITTLETON 6	2926	FIELD ELEMENTARY SCHOOL	1ST	0	2	3	31	37	73	36	49.32%
0140	LITTLETON 6	2926	FIELD ELEMENTARY SCHOOL	2ND	0	3	4	34	30	71	41	57.75%
0140	LITTLETON 6	2926	FIELD ELEMENTARY SCHOOL	3RD	1	1	8	26	26	62	36	58.06%
0140	LITTLETON 6	2926	FIELD ELEMENTARY SCHOOL	4TH	0	0	3	32	37	72	35	48.61%
0140	LITTLETON 6	2926	FIELD ELEMENTARY SCHOOL	5TH	0	1	2	27	34	64	30	46.88%
0140	LITTLETON 6	2926	FIELD ELEMENTARY SCHOOL	SCHOOL T	1	9	26	195	195	426	231	54.23%
0140	LITTLETON 6	3472	GODDARD MIDDLE SCHOOL	6TH	2	3	7	40	168	220	52	23.64%
0140	LITTLETON 6	3472	GODDARD MIDDLE SCHOOL	7TH	1	6	9	54	213	283	70	24.73%
0140	LITTLETON 6	3472	GODDARD MIDDLE SCHOOL	8TH	0	12	7	59	203	281	78	27.76%
0140	LITTLETON 6	3472	GODDARD MIDDLE SCHOOL	SCHOOL T	3	21	23	153	584	784	200	25.51%
0140	LITTLETON 6	3930	HERITAGE HIGH SCHOOL	9TH	4	10	13	36	392	455	63	13.85%
0140	LITTLETON 6	3930	HERITAGE HIGH SCHOOL	10TH	3	8	4	27	356	398	42	10.55%
0140	LITTLETON 6	3930	HERITAGE HIGH SCHOOL	11TH	2	8	9	25	330	374	44	11.76%
0140	LITTLETON 6	3930	HERITAGE HIGH SCHOOL	12TH	5	14	5	33	403	460	57	12.39%
0140	LITTLETON 6	3930	HERITAGE HIGH SCHOOL	SCHOOL T	14	40	31	121	1,481	1,687	206	12.21%
0140	LITTLETON 6	3950	HIGHLAND ELEMENTARY SCHOOL	PK	1	1	0	0	26	28	2	7.14%
0140	LITTLETON 6	3950	HIGHLAND ELEMENTARY SCHOOL	HALF DAY	0	2	0	4	18	24	6	25.00%
0140	LITTLETON 6	3950	HIGHLAND ELEMENTARY SCHOOL	KINDERG/	0	3	0	1	16	20	4	20.00%
0140	LITTLETON 6	3950	HIGHLAND ELEMENTARY SCHOOL	1ST	0	2	0	4	51	57	6	10.53%
0140	LITTLETON 6	3950	HIGHLAND ELEMENTARY SCHOOL	2ND	0	6	2	7	50	65	15	23.08%
0140	LITTLETON 6	3950	HIGHLAND ELEMENTARY SCHOOL	3RD	0	3	2	8	60	73	13	17.81%
0140	LITTLETON 6	3950	HIGHLAND ELEMENTARY SCHOOL	4TH	1	4	1	7	40	53	13	24.53%
0140	LITTLETON 6	3950	HIGHLAND ELEMENTARY SCHOOL	5TH	0	0	0	3	53	56	3	5.36%
0140	LITTLETON 6	3950	HIGHLAND ELEMENTARY SCHOOL	SCHOOL T	2	21	5	34	314	376	62	16.49%
0140	LITTLETON 6	4316	NEWTON MIDDLE SCHOOL	6TH	2	6	6	15	206	235	29	12.34%
0140	LITTLETON 6	4316	NEWTON MIDDLE SCHOOL	7TH	4	8	4	28	214	258	44	17.05%
0140	LITTLETON 6	4316	NEWTON MIDDLE SCHOOL	8TH	1	7	1	16	184	209	25	11.96%
0140	LITTLETON 6	4316	NEWTON MIDDLE SCHOOL	SCHOOL T	7	21	11	59	604	702	98	13.96%
0140	LITTLETON 6	4447	JOHN WESLEY POWELL MIDDLE SCHOOL	6TH	2	5	2	21	265	295	30	10.17%
0140	LITTLETON 6	4447	JOHN WESLEY POWELL MIDDLE SCHOOL	7TH	1	4	5	23	279	312	33	10.58%
0140	LITTLETON 6	4447	JOHN WESLEY POWELL MIDDLE SCHOOL	8TH	3	5	3	18	278	307	29	9.45%
0140	LITTLETON 6	4447	JOHN WESLEY POWELL MIDDLE SCHOOL	SCHOOL T	6	14	10	62	822	914	92	10.07%



COLORADO DEPARTMENT OF EDUCATION
FALL 2007 PUPIL MEMBERSHIP BY DISTRICT, SCHOOL, GRADE, RACE/ETHNICITY, AND GENDER

District Code	DISTRICT	School Code	SCHOOL	GRADE	AMERICAN	ASIAN OR	BLACK (NOT	WHITE (NOT		Total	Total	
					INDIAN OR ALASKAN NATIVE	PACIFIC ISLANDER	HISPANIC)	HISPANIC	HISPANIC)		Minority	% Minority
0140	LITTLETON 6	5088	AMES ELEMENTARY SCHOOL	PK	0	4	1	1	16	22	6	27.27%
0140	LITTLETON 6	5088	AMES ELEMENTARY SCHOOL	HALF DAY	0	3	0	0	15	18	3	16.67%
0140	LITTLETON 6	5088	AMES ELEMENTARY SCHOOL	KINDERG/	0	2	1	1	9	13	4	30.77%
0140	LITTLETON 6	5088	AMES ELEMENTARY SCHOOL	1ST	0	1	1	3	28	33	5	15.15%
0140	LITTLETON 6	5088	AMES ELEMENTARY SCHOOL	2ND	0	0	0	3	34	37	3	8.11%
0140	LITTLETON 6	5088	AMES ELEMENTARY SCHOOL	3RD	0	3	0	3	25	31	6	19.35%
0140	LITTLETON 6	5088	AMES ELEMENTARY SCHOOL	4TH	0	3	2	3	25	33	8	24.24%
0140	LITTLETON 6	5088	AMES ELEMENTARY SCHOOL	5TH	1	1	1	4	37	44	7	15.91%
0140	LITTLETON 6	5088	AMES ELEMENTARY SCHOOL	SCHOOL T	1	17	6	18	189	231	42	18.18%
0140	LITTLETON 6	5224	LITTLETON HIGH SCHOOL	9TH	4	7	14	57	325	407	82	20.15%
0140	LITTLETON 6	5224	LITTLETON HIGH SCHOOL	10TH	3	13	10	60	339	425	86	20.24%
0140	LITTLETON 6	5224	LITTLETON HIGH SCHOOL	11TH	3	15	15	51	335	419	84	20.05%
0140	LITTLETON 6	5224	LITTLETON HIGH SCHOOL	12TH	3	11	8	52	302	376	74	19.68%
0140	LITTLETON 6	5224	LITTLETON HIGH SCHOOL	SCHOOL T	13	46	47	220	1,301	1,627	326	20.04%
0140	LITTLETON 6	5229	LITTLETON ACADEMY	HALF DAY	0	8	2	1	39	50	11	22.00%
0140	LITTLETON 6	5229	LITTLETON ACADEMY	1ST	0	8	1	3	40	52	12	23.08%
0140	LITTLETON 6	5229	LITTLETON ACADEMY	2ND	0	5	1	3	43	52	9	17.31%
0140	LITTLETON 6	5229	LITTLETON ACADEMY	3RD	0	4	0	1	45	50	5	10.00%
0140	LITTLETON 6	5229	LITTLETON ACADEMY	4TH	0	8	0	2	44	54	10	18.52%
0140	LITTLETON 6	5229	LITTLETON ACADEMY	5TH	0	5	1	1	43	50	7	14.00%
0140	LITTLETON 6	5229	LITTLETON ACADEMY	6TH	0	6	0	1	43	50	7	14.00%
0140	LITTLETON 6	5229	LITTLETON ACADEMY	7TH	0	2	1	3	45	51	6	11.76%
0140	LITTLETON 6	5229	LITTLETON ACADEMY	8TH	1	4	0	0	41	46	5	10.87%
0140	LITTLETON 6	5229	LITTLETON ACADEMY	SCHOOL T	1	50	6	15	383	455	72	15.82%
0140	LITTLETON 6	5233	LITTLETON PREP CHARTER SCHOOL	HALF DAY	0	0	0	5	8	13	5	38.46%
0140	LITTLETON 6	5233	LITTLETON PREP CHARTER SCHOOL	KINDERG/	0	2	0	13	32	47	15	31.91%
0140	LITTLETON 6	5233	LITTLETON PREP CHARTER SCHOOL	1ST	0	1	3	16	37	57	20	35.09%
0140	LITTLETON 6	5233	LITTLETON PREP CHARTER SCHOOL	2ND	1	1	2	14	41	59	18	30.51%
0140	LITTLETON 6	5233	LITTLETON PREP CHARTER SCHOOL	3RD	0	1	3	24	32	60	28	46.67%
0140	LITTLETON 6	5233	LITTLETON PREP CHARTER SCHOOL	4TH	0	3	1	16	32	52	20	38.46%
0140	LITTLETON 6	5233	LITTLETON PREP CHARTER SCHOOL	5TH	0	2	0	21	37	60	23	38.33%
0140	LITTLETON 6	5233	LITTLETON PREP CHARTER SCHOOL	6TH	2	2	2	15	32	53	21	39.62%
0140	LITTLETON 6	5233	LITTLETON PREP CHARTER SCHOOL	7TH	3	0	0	15	31	49	18	36.73%
0140	LITTLETON 6	5233	LITTLETON PREP CHARTER SCHOOL	8TH	2	1	1	14	24	42	18	42.86%
0140	LITTLETON 6	5233	LITTLETON PREP CHARTER SCHOOL	SCHOOL T	8	13	12	153	306	492	186	37.80%
0140	LITTLETON 6	5236	LOIS LENSKI ELEMENTARY SCHOOL	HALF DAY	0	1	1	1	70	73	3	4.11%
0140	LITTLETON 6	5236	LOIS LENSKI ELEMENTARY SCHOOL	KINDERG/	0	2	1	2	15	20	5	25.00%
0140	LITTLETON 6	5236	LOIS LENSKI ELEMENTARY SCHOOL	1ST	1	5	2	3	85	96	11	11.46%
0140	LITTLETON 6	5236	LOIS LENSKI ELEMENTARY SCHOOL	2ND	0	4	1	5	96	106	10	9.43%
0140	LITTLETON 6	5236	LOIS LENSKI ELEMENTARY SCHOOL	3RD	0	5	2	4	89	100	11	11.00%
0140	LITTLETON 6	5236	LOIS LENSKI ELEMENTARY SCHOOL	4TH	0	3	0	6	100	109	9	8.26%
0140	LITTLETON 6	5236	LOIS LENSKI ELEMENTARY SCHOOL	5TH	0	4	0	6	84	94	10	10.64%
0140	LITTLETON 6	5236	LOIS LENSKI ELEMENTARY SCHOOL	SCHOOL T	1	24	7	27	539	598	59	9.87%
0140	LITTLETON 6	5572	HOPKINS ELEMENTARY SCHOOL	PK	0	1	0	0	33	34	1	2.94%
0140	LITTLETON 6	5572	HOPKINS ELEMENTARY SCHOOL	KINDERG/	1	3	3	7	43	57	14	24.56%
0140	LITTLETON 6	5572	HOPKINS ELEMENTARY SCHOOL	1ST	0	1	1	6	43	51	8	15.69%
0140	LITTLETON 6	5572	HOPKINS ELEMENTARY SCHOOL	2ND	0	2	1	5	36	44	8	18.18%
0140	LITTLETON 6	5572	HOPKINS ELEMENTARY SCHOOL	3RD	1	2	0	3	38	44	6	13.64%
0140	LITTLETON 6	5572	HOPKINS ELEMENTARY SCHOOL	4TH	0	2	0	10	39	51	12	23.53%
0140	LITTLETON 6	5572	HOPKINS ELEMENTARY SCHOOL	5TH	0	2	2	8	42	54	12	22.22%
0140	LITTLETON 6	5572	HOPKINS ELEMENTARY SCHOOL	SCHOOL T	2	13	7	39	274	335	61	18.21%
0140	LITTLETON 6	5574	TWAIN ELEMENTARY SCHOOL	HALF DAY	0	0	0	0	14	14	0	0.00%
0140	LITTLETON 6	5574	TWAIN ELEMENTARY SCHOOL	KINDERG/	0	0	0	4	37	41	4	9.76%
0140	LITTLETON 6	5574	TWAIN ELEMENTARY SCHOOL	1ST	0	0	0	0	54	54	0	0.00%
0140	LITTLETON 6	5574	TWAIN ELEMENTARY SCHOOL	2ND	1	4	1	8	41	55	14	25.45%
0140	LITTLETON 6	5574	TWAIN ELEMENTARY SCHOOL	3RD	1	2	1	7	59	70	11	15.71%
0140	LITTLETON 6	5574	TWAIN ELEMENTARY SCHOOL	4TH	1	2	2	7	58	70	12	17.14%
0140	LITTLETON 6	5574	TWAIN ELEMENTARY SCHOOL	5TH	0	2	2	7	50	61	11	18.03%
0140	LITTLETON 6	5574	TWAIN ELEMENTARY SCHOOL	SCHOOL T	3	10	6	33	313	365	52	14.25%
0140	LITTLETON 6	6292	VILLAGE AT NORTH	PK	3	9	8	97	145	262	117	44.66%
0140	LITTLETON 6	6292	VILLAGE AT NORTH	SCHOOL T	3	9	8	97	145	262	117	44.66%
0140	LITTLETON 6	6814	PEABODY ELEMENTARY SCHOOL	PK	0	0	0	1	23	24	1	4.17%
0140	LITTLETON 6	6814	PEABODY ELEMENTARY SCHOOL	HALF DAY	1	1	1	1	36	40	4	10.00%




COLORADO DEPARTMENT OF EDUCATION
FALL 2007 PUPIL MEMBERSHIP BY DISTRICT, SCHOOL, GRADE, RACE/ETHNICITY, AND GENDER

District Code	DISTRICT	School Code	SCHOOL	GRADE	AMERICAN	ASIAN OR	BLACK (NOT	WHITE (NOT		Total	Total	
					INDIAN OR ALASKAN NATIVE	PACIFIC ISLANDER	HISPANIC)	HISPANIC	HISPANIC)		Minority	% Minority
0140	LITTLETON 6	6814	PEABODY ELEMENTARY SCHOOL	KINDERG/	0	0	1	0	18	19	1	5.26%
0140	LITTLETON 6	6814	PEABODY ELEMENTARY SCHOOL	1ST	0	1	0	5	42	48	6	12.50%
0140	LITTLETON 6	6814	PEABODY ELEMENTARY SCHOOL	2ND	0	2	0	3	56	61	5	8.20%
0140	LITTLETON 6	6814	PEABODY ELEMENTARY SCHOOL	3RD	1	4	2	5	44	56	12	21.43%
0140	LITTLETON 6	6814	PEABODY ELEMENTARY SCHOOL	4TH	1	0	1	4	49	55	6	10.91%
0140	LITTLETON 6	6814	PEABODY ELEMENTARY SCHOOL	5TH	1	1	2	2	55	61	6	9.84%
0140	LITTLETON 6	6814	PEABODY ELEMENTARY SCHOOL	SCHOOL T	4	9	7	21	323	364	41	11.26%
0140	LITTLETON 6	7518	RUNYON ELEMENTARY SCHOOL	HALF DAY	0	2	1	1	46	50	4	8.00%
0140	LITTLETON 6	7518	RUNYON ELEMENTARY SCHOOL	KINDERG/	0	0	1	2	11	14	3	21.43%
0140	LITTLETON 6	7518	RUNYON ELEMENTARY SCHOOL	1ST	0	5	0	4	56	65	9	13.85%
0140	LITTLETON 6	7518	RUNYON ELEMENTARY SCHOOL	2ND	0	1	1	8	57	67	10	14.93%
0140	LITTLETON 6	7518	RUNYON ELEMENTARY SCHOOL	3RD	0	2	0	8	63	73	10	13.70%
0140	LITTLETON 6	7518	RUNYON ELEMENTARY SCHOOL	4TH	0	2	1	4	60	67	7	10.45%
0140	LITTLETON 6	7518	RUNYON ELEMENTARY SCHOOL	5TH	0	4	1	7	56	68	12	17.65%
0140	LITTLETON 6	7518	RUNYON ELEMENTARY SCHOOL	SCHOOL T	0	16	5	34	349	404	55	13.61%
0140	LITTLETON 6	7606	SANDBURG ELEMENTARY SCHOOL	PK	0	2	0	1	62	65	3	4.62%
0140	LITTLETON 6	7606	SANDBURG ELEMENTARY SCHOOL	HALF DAY	0	2	0	0	33	35	2	5.71%
0140	LITTLETON 6	7606	SANDBURG ELEMENTARY SCHOOL	KINDERG/	0	0	0	0	35	35	0	0.00%
0140	LITTLETON 6	7606	SANDBURG ELEMENTARY SCHOOL	1ST	0	3	0	2	60	65	5	7.69%
0140	LITTLETON 6	7606	SANDBURG ELEMENTARY SCHOOL	2ND	1	0	1	5	70	77	7	9.09%
0140	LITTLETON 6	7606	SANDBURG ELEMENTARY SCHOOL	3RD	1	2	2	5	66	76	10	13.16%
0140	LITTLETON 6	7606	SANDBURG ELEMENTARY SCHOOL	4TH	0	4	1	3	65	73	8	10.96%
0140	LITTLETON 6	7606	SANDBURG ELEMENTARY SCHOOL	5TH	2	2	0	5	76	85	9	10.59%
0140	LITTLETON 6	7606	SANDBURG ELEMENTARY SCHOOL	SCHOOL T	4	15	4	21	467	511	44	8.61%
0140	LITTLETON 6	8064	MOODY ELEMENTARY SCHOOL	PK	0	0	0	0	17	17	0	0.00%
0140	LITTLETON 6	8064	MOODY ELEMENTARY SCHOOL	KINDERG/	0	0	5	9	48	62	14	22.58%
0140	LITTLETON 6	8064	MOODY ELEMENTARY SCHOOL	1ST	0	0	3	6	39	48	9	18.75%
0140	LITTLETON 6	8064	MOODY ELEMENTARY SCHOOL	2ND	0	2	1	8	37	48	11	22.92%
0140	LITTLETON 6	8064	MOODY ELEMENTARY SCHOOL	3RD	0	2	7	9	28	46	18	39.13%
0140	LITTLETON 6	8064	MOODY ELEMENTARY SCHOOL	4TH	0	2	3	7	27	39	12	30.77%
0140	LITTLETON 6	8064	MOODY ELEMENTARY SCHOOL	5TH	1	3	1	7	46	58	12	20.69%
0140	LITTLETON 6	8064	MOODY ELEMENTARY SCHOOL	SCHOOL T	1	9	20	46	242	318	76	23.90%
0140	LITTLETON 6	9530	WHITMAN ELEMENTARY SCHOOL	PK	0	0	0	1	21	22	1	4.55%
0140	LITTLETON 6	9530	WHITMAN ELEMENTARY SCHOOL	HALF DAY	1	2	0	3	13	19	6	31.58%
0140	LITTLETON 6	9530	WHITMAN ELEMENTARY SCHOOL	KINDERG/	0	0	0	2	20	22	2	9.09%
0140	LITTLETON 6	9530	WHITMAN ELEMENTARY SCHOOL	1ST	0	2	3	2	38	45	7	15.56%
0140	LITTLETON 6	9530	WHITMAN ELEMENTARY SCHOOL	2ND	0	3	1	5	39	48	9	18.75%
0140	LITTLETON 6	9530	WHITMAN ELEMENTARY SCHOOL	3RD	0	5	1	4	31	41	10	24.39%
0140	LITTLETON 6	9530	WHITMAN ELEMENTARY SCHOOL	4TH	0	3	1	5	47	56	9	16.07%
0140	LITTLETON 6	9530	WHITMAN ELEMENTARY SCHOOL	5TH	2	4	2	2	30	40	10	25.00%
0140	LITTLETON 6	9530	WHITMAN ELEMENTARY SCHOOL	SCHOOL T	3	19	8	24	239	293	54	18.43%
0140	LITTLETON 6	9600	WILDER ELEMENTARY SCHOOL	PK	0	1	0	1	52	54	2	3.70%
0140	LITTLETON 6	9600	WILDER ELEMENTARY SCHOOL	HALF DAY	0	0	0	3	42	45	3	6.67%
0140	LITTLETON 6	9600	WILDER ELEMENTARY SCHOOL	KINDERG/	0	1	0	2	45	48	3	6.25%
0140	LITTLETON 6	9600	WILDER ELEMENTARY SCHOOL	1ST	0	8	0	3	87	98	11	11.22%
0140	LITTLETON 6	9600	WILDER ELEMENTARY SCHOOL	2ND	0	2	1	2	89	94	5	5.32%
0140	LITTLETON 6	9600	WILDER ELEMENTARY SCHOOL	3RD	1	3	1	5	109	119	10	8.40%
0140	LITTLETON 6	9600	WILDER ELEMENTARY SCHOOL	4TH	0	6	0	2	96	104	8	7.69%
0140	LITTLETON 6	9600	WILDER ELEMENTARY SCHOOL	5TH	0	4	0	3	94	101	7	6.93%
0140	LITTLETON 6	9600	WILDER ELEMENTARY SCHOOL	SCHOOL T	1	25	2	21	614	663	49	7.39%
0140	LITTLETON 6		DISTRICT TOTAL		106	537	355	1,831	13,108	15,937	2,829	17.75%
0170	DEER TRAIL 26J	2136	DEER TRAIL ELEMENTARY SCHOOL	PK	0	0	0	2	16	18	2	11.11%
0170	DEER TRAIL 26J	2136	DEER TRAIL ELEMENTARY SCHOOL	KINDERG/	0	0	0	0	12	12	0	0.00%
0170	DEER TRAIL 26J	2136	DEER TRAIL ELEMENTARY SCHOOL	1ST	0	0	0	1	12	13	1	7.69%
0170	DEER TRAIL 26J	2136	DEER TRAIL ELEMENTARY SCHOOL	2ND	0	0	0	0	11	11	0	0.00%
0170	DEER TRAIL 26J	2136	DEER TRAIL ELEMENTARY SCHOOL	3RD	2	0	0	0	6	8	2	25.00%
0170	DEER TRAIL 26J	2136	DEER TRAIL ELEMENTARY SCHOOL	4TH	0	0	0	0	6	6	0	0.00%
0170	DEER TRAIL 26J	2136	DEER TRAIL ELEMENTARY SCHOOL	5TH	0	0	0	0	12	12	0	0.00%
0170	DEER TRAIL 26J	2136	DEER TRAIL ELEMENTARY SCHOOL	SCHOOL T	2	0	0	3	75	80	5	6.25%
0170	DEER TRAIL 26J	2140	DEER TRAIL JUNIOR-SENIOR HIGH SCHOOL	6TH	0	0	0	0	9	9	0	0.00%
0170	DEER TRAIL 26J	2140	DEER TRAIL JUNIOR-SENIOR HIGH SCHOOL	7TH	0	1	0	0	11	12	1	8.33%
0170	DEER TRAIL 26J	2140	DEER TRAIL JUNIOR-SENIOR HIGH SCHOOL	8TH	0	1	0	1	14	16	2	12.50%
0170	DEER TRAIL 26J	2140	DEER TRAIL JUNIOR-SENIOR HIGH SCHOOL	9TH	1	0	0	1	18	20	2	10.00%



COLORADO DEPARTMENT OF EDUCATION
FALL 2007 PUPIL MEMBERSHIP BY DISTRICT, SCHOOL, GRADE, RACE/ETHNICITY, AND GENDER

District Code	DISTRICT	School Code	SCHOOL	GRADE	AMERICAN INDIAN OR ALASKAN NATIVE	ASIAN OR PACIFIC ISLANDER	BLACK (NOT HISPANIC)	HISPANIC	WHITE (NOT HISPANIC)	Total	Total	
											Minority	% Minority
0170	DEER TRAIL 26J	2140	DEER TRAIL JUNIOR-SENIOR HIGH SCHOOL	10TH	0	0	0	0	12	12	0	0.00%
0170	DEER TRAIL 26J	2140	DEER TRAIL JUNIOR-SENIOR HIGH SCHOOL	11TH	1	0	0	0	13	14	1	7.14%
0170	DEER TRAIL 26J	2140	DEER TRAIL JUNIOR-SENIOR HIGH SCHOOL	12TH	0	0	0	0	14	14	0	0.00%
0170	DEER TRAIL 26J	2140	DEER TRAIL JUNIOR-SENIOR HIGH SCHOOL	SCHOOL T	2	2	0	2	91	97	6	6.19%
0170	DEER TRAIL 26J		DISTRICT TOTAL		4	2	0	5	166	177	11	6.21%
0180	ADAMS-ARAPAHOE 28J	0000	NOT IN A SCHOOL	1ST	0	0	1	0	0	1	1	100.00%
0180	ADAMS-ARAPAHOE 28J	0000	NOT IN A SCHOOL	4TH	0	0	0	1	0	1	1	100.00%
0180	ADAMS-ARAPAHOE 28J	0000	NOT IN A SCHOOL	8TH	0	0	0	2	0	2	2	100.00%
0180	ADAMS-ARAPAHOE 28J	0000	NOT IN A SCHOOL	9TH	0	0	0	1	0	1	1	100.00%
0180	ADAMS-ARAPAHOE 28J	0000	NOT IN A SCHOOL	10TH	0	0	1	0	0	1	1	100.00%
0180	ADAMS-ARAPAHOE 28J	0000	NOT IN A SCHOOL	11TH	0	0	0	1	1	2	1	50.00%
0180	ADAMS-ARAPAHOE 28J	0000	NOT IN A SCHOOL	12TH	0	0	2	0	0	2	2	100.00%
0180	ADAMS-ARAPAHOE 28J	0000	NOT IN A SCHOOL	SCHOOL T	0	0	4	5	1	10	9	90.00%
0180	ADAMS-ARAPAHOE 28J	0214	ALTURA ELEMENTARY SCHOOL	HALF DAY	0	0	5	21	4	30	26	86.67%
0180	ADAMS-ARAPAHOE 28J	0214	ALTURA ELEMENTARY SCHOOL	KINDERG/	0	1	4	30	7	42	35	83.33%
0180	ADAMS-ARAPAHOE 28J	0214	ALTURA ELEMENTARY SCHOOL	1ST	1	0	8	58	5	72	67	93.06%
0180	ADAMS-ARAPAHOE 28J	0214	ALTURA ELEMENTARY SCHOOL	2ND	0	1	18	64	10	93	83	89.25%
0180	ADAMS-ARAPAHOE 28J	0214	ALTURA ELEMENTARY SCHOOL	3RD	1	0	15	51	9	76	67	88.16%
0180	ADAMS-ARAPAHOE 28J	0214	ALTURA ELEMENTARY SCHOOL	4TH	0	0	11	48	10	69	59	85.51%
0180	ADAMS-ARAPAHOE 28J	0214	ALTURA ELEMENTARY SCHOOL	5TH	0	0	13	42	8	63	55	87.30%
0180	ADAMS-ARAPAHOE 28J	0214	ALTURA ELEMENTARY SCHOOL	SCHOOL T	2	2	74	314	53	445	392	88.09%
0180	ADAMS-ARAPAHOE 28J	0310	ARKANSAS ELEMENTARY SCHOOL	HALF DAY	1	1	18	36	25	81	56	69.14%
0180	ADAMS-ARAPAHOE 28J	0310	ARKANSAS ELEMENTARY SCHOOL	1ST	1	4	25	32	30	92	62	67.39%
0180	ADAMS-ARAPAHOE 28J	0310	ARKANSAS ELEMENTARY SCHOOL	2ND	1	6	28	26	31	92	61	66.30%
0180	ADAMS-ARAPAHOE 28J	0310	ARKANSAS ELEMENTARY SCHOOL	3RD	1	3	36	27	26	93	67	72.04%
0180	ADAMS-ARAPAHOE 28J	0310	ARKANSAS ELEMENTARY SCHOOL	4TH	1	2	30	32	27	92	65	70.65%
0180	ADAMS-ARAPAHOE 28J	0310	ARKANSAS ELEMENTARY SCHOOL	5TH	0	2	33	22	25	82	57	69.51%
0180	ADAMS-ARAPAHOE 28J	0310	ARKANSAS ELEMENTARY SCHOOL	SCHOOL T	5	18	170	175	164	532	368	69.17%
0180	ADAMS-ARAPAHOE 28J	0458	AURORA ACADEMY CHARTER SCHOOL	HALF DAY	0	1	12	9	28	50	22	44.00%
0180	ADAMS-ARAPAHOE 28J	0458	AURORA ACADEMY CHARTER SCHOOL	1ST	1	1	17	11	20	50	30	60.00%
0180	ADAMS-ARAPAHOE 28J	0458	AURORA ACADEMY CHARTER SCHOOL	2ND	1	3	19	24	28	75	47	62.67%
0180	ADAMS-ARAPAHOE 28J	0458	AURORA ACADEMY CHARTER SCHOOL	3RD	0	5	17	17	36	75	39	52.00%
0180	ADAMS-ARAPAHOE 28J	0458	AURORA ACADEMY CHARTER SCHOOL	4TH	1	0	16	9	24	50	26	52.00%
0180	ADAMS-ARAPAHOE 28J	0458	AURORA ACADEMY CHARTER SCHOOL	5TH	2	2	8	8	30	50	20	40.00%
0180	ADAMS-ARAPAHOE 28J	0458	AURORA ACADEMY CHARTER SCHOOL	6TH	0	0	7	14	29	50	21	42.00%
0180	ADAMS-ARAPAHOE 28J	0458	AURORA ACADEMY CHARTER SCHOOL	7TH	0	0	13	7	30	50	20	40.00%
0180	ADAMS-ARAPAHOE 28J	0458	AURORA ACADEMY CHARTER SCHOOL	8TH	1	4	3	9	26	43	17	39.53%
0180	ADAMS-ARAPAHOE 28J	0458	AURORA ACADEMY CHARTER SCHOOL	SCHOOL T	6	16	112	108	251	493	242	49.09%
0180	ADAMS-ARAPAHOE 28J	0464	AURORA HILLS MIDDLE SCHOOL	6TH	6	26	77	164	98	371	273	73.58%
0180	ADAMS-ARAPAHOE 28J	0464	AURORA HILLS MIDDLE SCHOOL	7TH	6	16	78	156	87	343	256	74.64%
0180	ADAMS-ARAPAHOE 28J	0464	AURORA HILLS MIDDLE SCHOOL	8TH	1	15	82	148	103	349	246	70.49%
0180	ADAMS-ARAPAHOE 28J	0464	AURORA HILLS MIDDLE SCHOOL	SCHOOL T	13	57	237	468	288	1,063	775	72.91%
0180	ADAMS-ARAPAHOE 28J	0465	AURORA FRONTIER K-8	HALF DAY	0	9	9	11	26	55	29	52.73%
0180	ADAMS-ARAPAHOE 28J	0465	AURORA FRONTIER K-8	KINDERG/	0	0	4	3	13	20	7	35.00%
0180	ADAMS-ARAPAHOE 28J	0465	AURORA FRONTIER K-8	1ST	2	7	20	18	33	80	47	58.75%
0180	ADAMS-ARAPAHOE 28J	0465	AURORA FRONTIER K-8	2ND	0	6	15	20	25	66	41	62.12%
0180	ADAMS-ARAPAHOE 28J	0465	AURORA FRONTIER K-8	3RD	0	10	17	22	32	81	49	60.49%
0180	ADAMS-ARAPAHOE 28J	0465	AURORA FRONTIER K-8	4TH	3	5	18	20	17	63	46	73.02%
0180	ADAMS-ARAPAHOE 28J	0465	AURORA FRONTIER K-8	5TH	4	3	23	10	21	61	40	65.57%
0180	ADAMS-ARAPAHOE 28J	0465	AURORA FRONTIER K-8	6TH	1	3	15	16	21	56	35	62.50%
0180	ADAMS-ARAPAHOE 28J	0465	AURORA FRONTIER K-8	7TH	1	4	21	17	27	70	43	61.43%
0180	ADAMS-ARAPAHOE 28J	0465	AURORA FRONTIER K-8	8TH	1	4	11	17	21	54	33	61.11%
0180	ADAMS-ARAPAHOE 28J	0465	AURORA FRONTIER K-8	SCHOOL T	12	51	153	154	236	606	370	61.06%
0180	ADAMS-ARAPAHOE 28J	0914	BOSTON ELEMENTARY SCHOOL	KINDERG/	1	0	0	34	1	36	35	97.22%
0180	ADAMS-ARAPAHOE 28J	0914	BOSTON ELEMENTARY SCHOOL	1ST	0	1	4	32	5	42	37	88.10%
0180	ADAMS-ARAPAHOE 28J	0914	BOSTON ELEMENTARY SCHOOL	2ND	0	0	2	19	1	22	21	95.45%
0180	ADAMS-ARAPAHOE 28J	0914	BOSTON ELEMENTARY SCHOOL	3RD	0	0	1	26	4	31	27	87.10%
0180	ADAMS-ARAPAHOE 28J	0914	BOSTON ELEMENTARY SCHOOL	4TH	0	0	1	28	3	32	29	90.63%
0180	ADAMS-ARAPAHOE 28J	0914	BOSTON ELEMENTARY SCHOOL	SCHOOL T	1	1	8	139	14	163	149	91.41%
0180	ADAMS-ARAPAHOE 28J	1458	AURORA CENTRAL HIGH SCHOOL	9TH	5	9	104	444	57	619	562	90.79%
0180	ADAMS-ARAPAHOE 28J	1458	AURORA CENTRAL HIGH SCHOOL	10TH	6	5	102	391	70	574	504	87.80%
0180	ADAMS-ARAPAHOE 28J	1458	AURORA CENTRAL HIGH SCHOOL	11TH	5	7	104	356	51	523	472	90.25%
0180	ADAMS-ARAPAHOE 28J	1458	AURORA CENTRAL HIGH SCHOOL	12TH	4	8	102	353	64	531	467	87.95%



COLORADO DEPARTMENT OF EDUCATION
FALL 2007 PUPIL MEMBERSHIP BY DISTRICT, SCHOOL, GRADE, RACE/ETHNICITY, AND GENDER

District Code	DISTRICT	School Code	SCHOOL	GRADE	AMERICAN	ASIAN OR	BLACK (NOT	WHITE (NOT		Total	Total	
					INDIAN OR ALASKAN NATIVE	PACIFIC ISLANDER	HISPANIC)	HISPANIC	HISPANIC)		Minority	% Minority
0180	ADAMS-ARAPAHOE 28J	1458	AURORA CENTRAL HIGH SCHOOL	SCHOOL T	20	29	412	1,544	242	2,247	2,005	89.23%
0180	ADAMS-ARAPAHOE 28J	1470	CENTURY ELEMENTARY SCHOOL	HALF DAY	0	1	17	19	13	50	37	74.00%
0180	ADAMS-ARAPAHOE 28J	1470	CENTURY ELEMENTARY SCHOOL	1ST	0	1	17	23	25	66	41	62.12%
0180	ADAMS-ARAPAHOE 28J	1470	CENTURY ELEMENTARY SCHOOL	2ND	0	1	17	21	20	59	39	66.10%
0180	ADAMS-ARAPAHOE 28J	1470	CENTURY ELEMENTARY SCHOOL	3RD	0	2	16	28	20	66	46	69.70%
0180	ADAMS-ARAPAHOE 28J	1470	CENTURY ELEMENTARY SCHOOL	4TH	2	0	13	15	18	48	30	62.50%
0180	ADAMS-ARAPAHOE 28J	1470	CENTURY ELEMENTARY SCHOOL	5TH	1	1	21	19	18	60	42	70.00%
0180	ADAMS-ARAPAHOE 28J	1470	CENTURY ELEMENTARY SCHOOL	SCHOOL T	3	6	101	125	114	349	235	67.34%
0180	ADAMS-ARAPAHOE 28J	1720	CLYDE MILLER ELEMENTARY SCHOOL	KINDERG/	1	1	9	49	22	82	60	73.17%
0180	ADAMS-ARAPAHOE 28J	1720	CLYDE MILLER ELEMENTARY SCHOOL	1ST	1	1	10	37	22	71	49	69.01%
0180	ADAMS-ARAPAHOE 28J	1720	CLYDE MILLER ELEMENTARY SCHOOL	2ND	0	5	14	45	19	83	64	77.11%
0180	ADAMS-ARAPAHOE 28J	1720	CLYDE MILLER ELEMENTARY SCHOOL	3RD	0	1	14	39	29	83	54	65.06%
0180	ADAMS-ARAPAHOE 28J	1720	CLYDE MILLER ELEMENTARY SCHOOL	4TH	0	3	9	43	32	87	55	63.22%
0180	ADAMS-ARAPAHOE 28J	1720	CLYDE MILLER ELEMENTARY SCHOOL	5TH	0	3	10	30	21	64	43	67.19%
0180	ADAMS-ARAPAHOE 28J	1720	CLYDE MILLER ELEMENTARY SCHOOL	SCHOOL T	2	14	66	243	145	470	325	69.15%
0180	ADAMS-ARAPAHOE 28J	1800	COLUMBIA MIDDLE SCHOOL	6TH	3	14	58	94	136	305	169	55.41%
0180	ADAMS-ARAPAHOE 28J	1800	COLUMBIA MIDDLE SCHOOL	7TH	4	13	54	88	127	286	159	55.59%
0180	ADAMS-ARAPAHOE 28J	1800	COLUMBIA MIDDLE SCHOOL	8TH	1	16	65	94	126	302	176	58.28%
0180	ADAMS-ARAPAHOE 28J	1800	COLUMBIA MIDDLE SCHOOL	SCHOOL T	8	43	177	276	389	893	504	56.44%
0180	ADAMS-ARAPAHOE 28J	1948	CRAWFORD ELEMENTARY SCHOOL	KINDERG/	0	1	6	80	7	94	87	92.55%
0180	ADAMS-ARAPAHOE 28J	1948	CRAWFORD ELEMENTARY SCHOOL	1ST	2	0	6	82	6	96	90	93.75%
0180	ADAMS-ARAPAHOE 28J	1948	CRAWFORD ELEMENTARY SCHOOL	2ND	2	0	5	80	4	91	87	95.60%
0180	ADAMS-ARAPAHOE 28J	1948	CRAWFORD ELEMENTARY SCHOOL	3RD	1	0	6	64	3	74	71	95.95%
0180	ADAMS-ARAPAHOE 28J	1948	CRAWFORD ELEMENTARY SCHOOL	4TH	0	1	12	69	8	90	82	91.11%
0180	ADAMS-ARAPAHOE 28J	1948	CRAWFORD ELEMENTARY SCHOOL	5TH	3	3	7	55	1	69	68	98.55%
0180	ADAMS-ARAPAHOE 28J	1948	CRAWFORD ELEMENTARY SCHOOL	SCHOOL T	8	5	42	430	29	514	485	94.36%
0180	ADAMS-ARAPAHOE 28J	2095	DALTON ELEMENTARY SCHOOL	HALF DAY	0	6	7	25	31	69	38	55.07%
0180	ADAMS-ARAPAHOE 28J	2095	DALTON ELEMENTARY SCHOOL	KINDERG/	0	1	0	6	16	23	7	30.43%
0180	ADAMS-ARAPAHOE 28J	2095	DALTON ELEMENTARY SCHOOL	1ST	0	6	15	28	39	88	49	55.68%
0180	ADAMS-ARAPAHOE 28J	2095	DALTON ELEMENTARY SCHOOL	2ND	2	6	13	31	37	89	52	58.43%
0180	ADAMS-ARAPAHOE 28J	2095	DALTON ELEMENTARY SCHOOL	3RD	2	3	11	29	37	82	45	54.88%
0180	ADAMS-ARAPAHOE 28J	2095	DALTON ELEMENTARY SCHOOL	4TH	1	11	14	26	43	95	52	54.74%
0180	ADAMS-ARAPAHOE 28J	2095	DALTON ELEMENTARY SCHOOL	5TH	0	7	18	24	39	88	49	55.68%
0180	ADAMS-ARAPAHOE 28J	2095	DALTON ELEMENTARY SCHOOL	SCHOOL T	5	40	78	169	242	534	292	54.68%
0180	ADAMS-ARAPAHOE 28J	2114	DARTMOUTH ELEMENTARY SCHOOL	HALF DAY	0	3	7	20	47	77	30	38.96%
0180	ADAMS-ARAPAHOE 28J	2114	DARTMOUTH ELEMENTARY SCHOOL	1ST	1	4	9	17	30	61	31	50.82%
0180	ADAMS-ARAPAHOE 28J	2114	DARTMOUTH ELEMENTARY SCHOOL	2ND	0	1	12	33	27	73	46	63.01%
0180	ADAMS-ARAPAHOE 28J	2114	DARTMOUTH ELEMENTARY SCHOOL	3RD	0	1	11	24	27	63	36	57.14%
0180	ADAMS-ARAPAHOE 28J	2114	DARTMOUTH ELEMENTARY SCHOOL	4TH	0	2	9	19	31	61	30	49.18%
0180	ADAMS-ARAPAHOE 28J	2114	DARTMOUTH ELEMENTARY SCHOOL	5TH	0	3	16	18	25	62	37	59.68%
0180	ADAMS-ARAPAHOE 28J	2114	DARTMOUTH ELEMENTARY SCHOOL	SCHOOL T	1	14	64	131	187	397	210	52.90%
0180	ADAMS-ARAPAHOE 28J	2384	EAST MIDDLE SCHOOL	6TH	0	8	66	175	50	299	249	83.28%
0180	ADAMS-ARAPAHOE 28J	2384	EAST MIDDLE SCHOOL	7TH	0	10	51	196	44	301	257	85.38%
0180	ADAMS-ARAPAHOE 28J	2384	EAST MIDDLE SCHOOL	8TH	2	12	65	169	53	301	248	82.39%
0180	ADAMS-ARAPAHOE 28J	2384	EAST MIDDLE SCHOOL	SCHOOL T	2	30	182	540	147	901	754	83.68%
0180	ADAMS-ARAPAHOE 28J	2618	ELKHART ELEMENTARY SCHOOL	KINDERG/	0	15	26	71	11	123	112	91.06%
0180	ADAMS-ARAPAHOE 28J	2618	ELKHART ELEMENTARY SCHOOL	1ST	0	9	19	80	5	113	108	95.58%
0180	ADAMS-ARAPAHOE 28J	2618	ELKHART ELEMENTARY SCHOOL	2ND	0	8	18	78	9	113	104	92.04%
0180	ADAMS-ARAPAHOE 28J	2618	ELKHART ELEMENTARY SCHOOL	3RD	1	6	21	65	7	100	93	93.00%
0180	ADAMS-ARAPAHOE 28J	2618	ELKHART ELEMENTARY SCHOOL	4TH	1	4	8	77	9	99	90	90.91%
0180	ADAMS-ARAPAHOE 28J	2618	ELKHART ELEMENTARY SCHOOL	5TH	0	5	17	56	10	88	78	88.64%
0180	ADAMS-ARAPAHOE 28J	2618	ELKHART ELEMENTARY SCHOOL	SCHOOL T	2	47	109	427	51	636	585	91.98%
0180	ADAMS-ARAPAHOE 28J	2951	AURORA PUBLIC SCHOOLS CHILD DEVELOPMENT CENTER	PK	3	22	128	560	122	835	713	85.39%
0180	ADAMS-ARAPAHOE 28J	2951	AURORA PUBLIC SCHOOLS CHILD DEVELOPMENT CENTER	SCHOOL T	3	22	128	560	122	835	713	85.39%
0180	ADAMS-ARAPAHOE 28J	2992	FLETCHER ELEMENTARY SCHOOL	KINDERG/	0	3	5	82	1	91	90	98.90%
0180	ADAMS-ARAPAHOE 28J	2992	FLETCHER ELEMENTARY SCHOOL	1ST	1	4	4	84	3	96	93	96.88%
0180	ADAMS-ARAPAHOE 28J	2992	FLETCHER ELEMENTARY SCHOOL	2ND	1	1	7	73	3	85	82	96.47%
0180	ADAMS-ARAPAHOE 28J	2992	FLETCHER ELEMENTARY SCHOOL	3RD	1	5	7	74	0	87	87	100.00%
0180	ADAMS-ARAPAHOE 28J	2992	FLETCHER ELEMENTARY SCHOOL	4TH	1	1	7	60	3	72	69	95.83%
0180	ADAMS-ARAPAHOE 28J	2992	FLETCHER ELEMENTARY SCHOOL	5TH	1	1	7	64	1	74	73	98.65%
0180	ADAMS-ARAPAHOE 28J	2992	FLETCHER ELEMENTARY SCHOOL	SCHOOL T	5	15	37	437	11	505	494	97.82%
0180	ADAMS-ARAPAHOE 28J	3272	FULTON ELEMENTARY SCHOOL	HALF DAY	0	0	6	40	1	47	46	97.87%
0180	ADAMS-ARAPAHOE 28J	3272	FULTON ELEMENTARY SCHOOL	KINDERG/	0	2	3	36	5	46	41	89.13%




COLORADO DEPARTMENT OF EDUCATION
FALL 2007 PUPIL MEMBERSHIP BY DISTRICT, SCHOOL, GRADE, RACE/ETHNICITY, AND GENDER

District Code	DISTRICT	School Code	SCHOOL	GRADE	AMERICAN INDIAN OR ALASKAN NATIVE	ASIAN OR PACIFIC ISLANDER	BLACK (NOT HISPANIC)	HISPANIC	WHITE (NOT HISPANIC)	Total	Total	
											Minority	% Minority
0180	ADAMS-ARAPAHOE 28J	3272	FULTON ELEMENTARY SCHOOL	1ST	1	3	11	66	5	86	81	94.19%
0180	ADAMS-ARAPAHOE 28J	3272	FULTON ELEMENTARY SCHOOL	2ND	0	1	9	68	5	83	78	93.98%
0180	ADAMS-ARAPAHOE 28J	3272	FULTON ELEMENTARY SCHOOL	3RD	0	0	8	55	7	70	63	90.00%
0180	ADAMS-ARAPAHOE 28J	3272	FULTON ELEMENTARY SCHOOL	4TH	0	1	6	56	6	69	63	91.30%
0180	ADAMS-ARAPAHOE 28J	3272	FULTON ELEMENTARY SCHOOL	5TH	1	0	9	80	5	95	90	94.74%
0180	ADAMS-ARAPAHOE 28J	3272	FULTON ELEMENTARY SCHOOL	SCHOOL T	2	7	52	401	34	496	462	93.15%
0180	ADAMS-ARAPAHOE 28J	3354	GATEWAY HIGH SCHOOL	9TH	9	15	153	159	130	466	336	72.10%
0180	ADAMS-ARAPAHOE 28J	3354	GATEWAY HIGH SCHOOL	10TH	5	20	151	168	127	471	344	73.04%
0180	ADAMS-ARAPAHOE 28J	3354	GATEWAY HIGH SCHOOL	11TH	7	17	146	135	134	439	305	69.48%
0180	ADAMS-ARAPAHOE 28J	3354	GATEWAY HIGH SCHOOL	12TH	4	10	128	105	128	375	247	65.87%
0180	ADAMS-ARAPAHOE 28J	3354	GATEWAY HIGH SCHOOL	SCHOOL T	25	62	578	567	519	1,751	1,232	70.36%
0180	ADAMS-ARAPAHOE 28J	3471	GLOBAL VILLAGE ACADEMY	HALF DAY	0	2	1	5	3	11	8	72.73%
0180	ADAMS-ARAPAHOE 28J	3471	GLOBAL VILLAGE ACADEMY	KINDERG/	1	5	11	13	14	44	30	68.18%
0180	ADAMS-ARAPAHOE 28J	3471	GLOBAL VILLAGE ACADEMY	1ST	0	9	10	12	15	46	31	67.39%
0180	ADAMS-ARAPAHOE 28J	3471	GLOBAL VILLAGE ACADEMY	2ND	0	5	6	10	13	34	21	61.76%
0180	ADAMS-ARAPAHOE 28J	3471	GLOBAL VILLAGE ACADEMY	3RD	2	5	8	11	9	35	26	74.29%
0180	ADAMS-ARAPAHOE 28J	3471	GLOBAL VILLAGE ACADEMY	4TH	1	3	8	7	7	26	19	73.08%
0180	ADAMS-ARAPAHOE 28J	3471	GLOBAL VILLAGE ACADEMY	5TH	1	7	5	9	8	30	22	73.33%
0180	ADAMS-ARAPAHOE 28J	3471	GLOBAL VILLAGE ACADEMY	SCHOOL T	5	36	49	67	69	226	157	69.47%
0180	ADAMS-ARAPAHOE 28J	4024	HINKLEY HIGH SCHOOL	9TH	2	27	118	257	111	515	404	78.45%
0180	ADAMS-ARAPAHOE 28J	4024	HINKLEY HIGH SCHOOL	10TH	5	23	127	217	98	470	372	79.15%
0180	ADAMS-ARAPAHOE 28J	4024	HINKLEY HIGH SCHOOL	11TH	1	31	107	201	98	438	340	77.63%
0180	ADAMS-ARAPAHOE 28J	4024	HINKLEY HIGH SCHOOL	12TH	1	28	96	159	88	372	284	76.34%
0180	ADAMS-ARAPAHOE 28J	4024	HINKLEY HIGH SCHOOL	SCHOOL T	9	109	448	834	395	1,795	1,400	77.99%
0180	ADAMS-ARAPAHOE 28J	4270	IOWA ELEMENTARY SCHOOL	HALF DAY	0	1	24	26	17	68	51	75.00%
0180	ADAMS-ARAPAHOE 28J	4270	IOWA ELEMENTARY SCHOOL	1ST	0	5	19	32	29	85	56	65.88%
0180	ADAMS-ARAPAHOE 28J	4270	IOWA ELEMENTARY SCHOOL	2ND	2	6	27	46	24	105	81	77.14%
0180	ADAMS-ARAPAHOE 28J	4270	IOWA ELEMENTARY SCHOOL	3RD	1	2	27	34	25	89	64	71.91%
0180	ADAMS-ARAPAHOE 28J	4270	IOWA ELEMENTARY SCHOOL	4TH	0	4	28	32	33	97	64	65.98%
0180	ADAMS-ARAPAHOE 28J	4270	IOWA ELEMENTARY SCHOOL	5TH	3	5	30	25	29	92	63	68.48%
0180	ADAMS-ARAPAHOE 28J	4270	IOWA ELEMENTARY SCHOOL	SCHOOL T	6	23	155	195	157	536	379	70.71%
0180	ADAMS-ARAPAHOE 28J	4426	JEWELL ELEMENTARY SCHOOL	HALF DAY	1	4	8	14	12	39	27	69.23%
0180	ADAMS-ARAPAHOE 28J	4426	JEWELL ELEMENTARY SCHOOL	KINDERG/	0	2	12	22	6	42	36	85.71%
0180	ADAMS-ARAPAHOE 28J	4426	JEWELL ELEMENTARY SCHOOL	1ST	1	4	24	29	24	82	58	70.73%
0180	ADAMS-ARAPAHOE 28J	4426	JEWELL ELEMENTARY SCHOOL	2ND	2	0	24	34	24	84	60	71.43%
0180	ADAMS-ARAPAHOE 28J	4426	JEWELL ELEMENTARY SCHOOL	3RD	2	5	32	23	19	81	62	76.54%
0180	ADAMS-ARAPAHOE 28J	4426	JEWELL ELEMENTARY SCHOOL	4TH	2	5	35	25	15	82	67	81.71%
0180	ADAMS-ARAPAHOE 28J	4426	JEWELL ELEMENTARY SCHOOL	5TH	1	5	21	29	17	73	56	76.71%
0180	ADAMS-ARAPAHOE 28J	4426	JEWELL ELEMENTARY SCHOOL	SCHOOL T	9	25	156	176	117	483	366	75.78%
0180	ADAMS-ARAPAHOE 28J	4646	KENTON ELEMENTARY SCHOOL	HALF DAY	2	1	3	40	4	50	46	92.00%
0180	ADAMS-ARAPAHOE 28J	4646	KENTON ELEMENTARY SCHOOL	KINDERG/	0	0	1	47	1	49	48	97.96%
0180	ADAMS-ARAPAHOE 28J	4646	KENTON ELEMENTARY SCHOOL	1ST	0	2	8	83	7	100	93	93.00%
0180	ADAMS-ARAPAHOE 28J	4646	KENTON ELEMENTARY SCHOOL	2ND	0	1	3	80	3	87	84	96.55%
0180	ADAMS-ARAPAHOE 28J	4646	KENTON ELEMENTARY SCHOOL	3RD	0	1	5	67	7	80	73	91.25%
0180	ADAMS-ARAPAHOE 28J	4646	KENTON ELEMENTARY SCHOOL	4TH	1	0	4	66	6	77	71	92.21%
0180	ADAMS-ARAPAHOE 28J	4646	KENTON ELEMENTARY SCHOOL	5TH	1	0	3	67	6	77	71	92.21%
0180	ADAMS-ARAPAHOE 28J	4646	KENTON ELEMENTARY SCHOOL	SCHOOL T	4	5	27	450	34	520	486	93.46%
0180	ADAMS-ARAPAHOE 28J	4970	LANSING ELEMENTARY SCHOOL	KINDERG/	2	0	12	38	2	54	52	96.30%
0180	ADAMS-ARAPAHOE 28J	4970	LANSING ELEMENTARY SCHOOL	1ST	0	2	31	34	7	74	67	90.54%
0180	ADAMS-ARAPAHOE 28J	4970	LANSING ELEMENTARY SCHOOL	2ND	0	1	19	42	8	70	62	88.57%
0180	ADAMS-ARAPAHOE 28J	4970	LANSING ELEMENTARY SCHOOL	3RD	0	2	10	27	7	46	39	84.78%
0180	ADAMS-ARAPAHOE 28J	4970	LANSING ELEMENTARY SCHOOL	4TH	0	1	22	37	1	61	60	98.36%
0180	ADAMS-ARAPAHOE 28J	4970	LANSING ELEMENTARY SCHOOL	5TH	0	1	10	26	4	41	37	90.24%
0180	ADAMS-ARAPAHOE 28J	4970	LANSING ELEMENTARY SCHOOL	SCHOOL T	2	7	104	204	29	346	317	91.62%
0180	ADAMS-ARAPAHOE 28J	4973	LAREDO ELEMENTARY SCHOOL	HALF DAY	0	2	6	29	6	43	37	86.05%
0180	ADAMS-ARAPAHOE 28J	4973	LAREDO ELEMENTARY SCHOOL	KINDERG/	0	3	10	22	8	43	35	81.40%
0180	ADAMS-ARAPAHOE 28J	4973	LAREDO ELEMENTARY SCHOOL	1ST	2	5	16	44	9	76	67	88.16%
0180	ADAMS-ARAPAHOE 28J	4973	LAREDO ELEMENTARY SCHOOL	2ND	1	4	13	44	9	71	62	87.32%
0180	ADAMS-ARAPAHOE 28J	4973	LAREDO ELEMENTARY SCHOOL	3RD	0	1	9	41	10	61	51	83.61%
0180	ADAMS-ARAPAHOE 28J	4973	LAREDO ELEMENTARY SCHOOL	4TH	1	5	13	39	9	67	58	86.57%
0180	ADAMS-ARAPAHOE 28J	4973	LAREDO ELEMENTARY SCHOOL	5TH	0	3	10	43	12	68	56	82.35%
0180	ADAMS-ARAPAHOE 28J	4973	LAREDO ELEMENTARY SCHOOL	SCHOOL T	4	23	77	262	63	429	366	85.31%
0180	ADAMS-ARAPAHOE 28J	5298	LOTUS SCHOOL FOR EXCELLENCE	6TH	1	1	23	8	25	58	33	56.90%



COLORADO DEPARTMENT OF EDUCATION
FALL 2007 PUPIL MEMBERSHIP BY DISTRICT, SCHOOL, GRADE, RACE/ETHNICITY, AND GENDER

District Code	DISTRICT	School Code	SCHOOL	GRADE	AMERICAN	ASIAN OR	BLACK (NOT	WHITE (NOT		Total	Total	
					INDIAN OR ALASKAN NATIVE	PACIFIC ISLANDER	HISPANIC)	HISPANIC	HISPANIC)		Minority	% Minority
0180	ADAMS-ARAPAHOE 28J	5298	LOTUS SCHOOL FOR EXCELLENCE	7TH	0	2	19	26	17	64	47	73.44%
0180	ADAMS-ARAPAHOE 28J	5298	LOTUS SCHOOL FOR EXCELLENCE	8TH	1	0	26	7	12	46	34	73.91%
0180	ADAMS-ARAPAHOE 28J	5298	LOTUS SCHOOL FOR EXCELLENCE	SCHOOL T	2	3	68	41	54	168	114	67.86%
0180	ADAMS-ARAPAHOE 28J	5361	LYN KNOLL ELEMENTARY SCHOOL	HALF DAY	0	3	16	23	3	45	42	93.33%
0180	ADAMS-ARAPAHOE 28J	5361	LYN KNOLL ELEMENTARY SCHOOL	KINDERG/	0	1	4	17	0	22	22	100.00%
0180	ADAMS-ARAPAHOE 28J	5361	LYN KNOLL ELEMENTARY SCHOOL	1ST	0	0	12	36	4	52	48	92.31%
0180	ADAMS-ARAPAHOE 28J	5361	LYN KNOLL ELEMENTARY SCHOOL	2ND	0	1	14	33	0	48	48	100.00%
0180	ADAMS-ARAPAHOE 28J	5361	LYN KNOLL ELEMENTARY SCHOOL	3RD	0	1	5	25	1	32	31	96.88%
0180	ADAMS-ARAPAHOE 28J	5361	LYN KNOLL ELEMENTARY SCHOOL	4TH	0	2	8	32	3	45	42	93.33%
0180	ADAMS-ARAPAHOE 28J	5361	LYN KNOLL ELEMENTARY SCHOOL	5TH	0	1	8	21	2	32	30	93.75%
0180	ADAMS-ARAPAHOE 28J	5361	LYN KNOLL ELEMENTARY SCHOOL	SCHOOL T	0	9	67	187	13	276	263	95.29%
0180	ADAMS-ARAPAHOE 28J	6068	MONTVIEW ELEMENTARY SCHOOL	KINDERG/	0	3	6	55	6	70	64	91.43%
0180	ADAMS-ARAPAHOE 28J	6068	MONTVIEW ELEMENTARY SCHOOL	1ST	0	0	6	49	5	60	55	91.67%
0180	ADAMS-ARAPAHOE 28J	6068	MONTVIEW ELEMENTARY SCHOOL	2ND	0	2	9	63	4	78	74	94.87%
0180	ADAMS-ARAPAHOE 28J	6068	MONTVIEW ELEMENTARY SCHOOL	3RD	0	0	7	55	0	62	62	100.00%
0180	ADAMS-ARAPAHOE 28J	6068	MONTVIEW ELEMENTARY SCHOOL	4TH	0	1	10	53	2	66	64	96.97%
0180	ADAMS-ARAPAHOE 28J	6068	MONTVIEW ELEMENTARY SCHOOL	5TH	0	1	4	49	1	55	54	98.18%
0180	ADAMS-ARAPAHOE 28J	6068	MONTVIEW ELEMENTARY SCHOOL	SCHOOL T	0	7	42	324	18	391	373	95.40%
0180	ADAMS-ARAPAHOE 28J	6160	MRACHEK MIDDLE SCHOOL	6TH	3	-23	104	141	109	380	271	71.32%
0180	ADAMS-ARAPAHOE 28J	6160	MRACHEK MIDDLE SCHOOL	7TH	6	22	104	129	106	367	261	71.12%
0180	ADAMS-ARAPAHOE 28J	6160	MRACHEK MIDDLE SCHOOL	8TH	5	25	111	135	125	401	276	68.83%
0180	ADAMS-ARAPAHOE 28J	6160	MRACHEK MIDDLE SCHOOL	SCHOOL T	14	70	319	405	340	1,148	808	70.38%
0180	ADAMS-ARAPAHOE 28J	6189	MURPHY CREEK K-8 SCHOOL	HALF DAY	1	0	6	6	22	35	13	37.14%
0180	ADAMS-ARAPAHOE 28J	6189	MURPHY CREEK K-8 SCHOOL	KINDERG/	0	3	13	8	22	46	24	52.17%
0180	ADAMS-ARAPAHOE 28J	6189	MURPHY CREEK K-8 SCHOOL	1ST	0	6	10	14	42	72	30	41.67%
0180	ADAMS-ARAPAHOE 28J	6189	MURPHY CREEK K-8 SCHOOL	2ND	2	6	16	15	40	79	39	49.37%
0180	ADAMS-ARAPAHOE 28J	6189	MURPHY CREEK K-8 SCHOOL	3RD	1	5	15	15	29	65	36	55.38%
0180	ADAMS-ARAPAHOE 28J	6189	MURPHY CREEK K-8 SCHOOL	4TH	0	6	12	11	27	56	29	51.79%
0180	ADAMS-ARAPAHOE 28J	6189	MURPHY CREEK K-8 SCHOOL	5TH	0	1	14	15	30	60	30	50.00%
0180	ADAMS-ARAPAHOE 28J	6189	MURPHY CREEK K-8 SCHOOL	6TH	0	3	13	13	31	60	29	48.33%
0180	ADAMS-ARAPAHOE 28J	6189	MURPHY CREEK K-8 SCHOOL	7TH	0	3	12	8	23	46	23	50.00%
0180	ADAMS-ARAPAHOE 28J	6189	MURPHY CREEK K-8 SCHOOL	8TH	1	6	14	20	18	59	41	69.49%
0180	ADAMS-ARAPAHOE 28J	6189	MURPHY CREEK K-8 SCHOOL	SCHOOL T	5	39	125	125	284	578	294	50.87%
0180	ADAMS-ARAPAHOE 28J	6219	NEW AMERICA SCHOOL	9TH	0	1	7	154	2	164	162	98.78%
0180	ADAMS-ARAPAHOE 28J	6219	NEW AMERICA SCHOOL	10TH	0	0	0	115	3	118	115	97.46%
0180	ADAMS-ARAPAHOE 28J	6219	NEW AMERICA SCHOOL	11TH	0	2	7	91	1	101	100	99.01%
0180	ADAMS-ARAPAHOE 28J	6219	NEW AMERICA SCHOOL	12TH	0	4	8	63	1	76	75	98.68%
0180	ADAMS-ARAPAHOE 28J	6219	NEW AMERICA SCHOOL	SCHOOL T	0	7	22	423	7	459	452	98.47%
0180	ADAMS-ARAPAHOE 28J	6310	NORTH MIDDLE SCHOOL	6TH	1	7	38	198	17	261	244	93.49%
0180	ADAMS-ARAPAHOE 28J	6310	NORTH MIDDLE SCHOOL	7TH	1	3	41	198	27	270	243	90.00%
0180	ADAMS-ARAPAHOE 28J	6310	NORTH MIDDLE SCHOOL	8TH	6	10	41	163	24	244	220	90.16%
0180	ADAMS-ARAPAHOE 28J	6310	NORTH MIDDLE SCHOOL	SCHOOL T	8	20	120	559	68	775	707	91.23%
0180	ADAMS-ARAPAHOE 28J	6546	OPTIONS SCHOOL	HALF DAY	0	3	2	7	88	100	12	12.00%
0180	ADAMS-ARAPAHOE 28J	6546	OPTIONS SCHOOL	1ST	1	3	1	6	92	103	11	10.68%
0180	ADAMS-ARAPAHOE 28J	6546	OPTIONS SCHOOL	2ND	0	5	2	10	99	116	17	14.66%
0180	ADAMS-ARAPAHOE 28J	6546	OPTIONS SCHOOL	3RD	0	3	1	10	97	111	14	12.61%
0180	ADAMS-ARAPAHOE 28J	6546	OPTIONS SCHOOL	4TH	0	6	4	3	102	115	13	11.30%
0180	ADAMS-ARAPAHOE 28J	6546	OPTIONS SCHOOL	5TH	0	0	2	3	103	108	5	4.63%
0180	ADAMS-ARAPAHOE 28J	6546	OPTIONS SCHOOL	6TH	0	0	1	3	89	93	4	4.30%
0180	ADAMS-ARAPAHOE 28J	6546	OPTIONS SCHOOL	7TH	0	1	3	4	89	97	8	8.25%
0180	ADAMS-ARAPAHOE 28J	6546	OPTIONS SCHOOL	8TH	1	1	2	3	65	72	7	9.72%
0180	ADAMS-ARAPAHOE 28J	6546	OPTIONS SCHOOL	9TH	0	0	2	3	43	48	5	10.42%
0180	ADAMS-ARAPAHOE 28J	6546	OPTIONS SCHOOL	10TH	0	0	1	1	51	53	2	3.77%
0180	ADAMS-ARAPAHOE 28J	6546	OPTIONS SCHOOL	11TH	0	1	0	2	33	36	3	8.33%
0180	ADAMS-ARAPAHOE 28J	6546	OPTIONS SCHOOL	12TH	1	1	0	3	28	33	5	15.15%
0180	ADAMS-ARAPAHOE 28J	6546	OPTIONS SCHOOL	SCHOOL T	3	24	21	58	979	1,085	106	9.77%
0180	ADAMS-ARAPAHOE 28J	6728	PARIS ELEMENTARY SCHOOL	KINDERG/	1	2	5	66	1	75	74	98.67%
0180	ADAMS-ARAPAHOE 28J	6728	PARIS ELEMENTARY SCHOOL	1ST	0	2	9	89	3	103	100	97.09%
0180	ADAMS-ARAPAHOE 28J	6728	PARIS ELEMENTARY SCHOOL	2ND	1	0	4	57	3	65	62	95.38%
0180	ADAMS-ARAPAHOE 28J	6728	PARIS ELEMENTARY SCHOOL	3RD	1	0	5	48	4	58	54	93.10%
0180	ADAMS-ARAPAHOE 28J	6728	PARIS ELEMENTARY SCHOOL	4TH	1	0	4	45	1	51	50	98.04%
0180	ADAMS-ARAPAHOE 28J	6728	PARIS ELEMENTARY SCHOOL	5TH	1	1	1	44	2	49	47	95.92%
0180	ADAMS-ARAPAHOE 28J	6728	PARIS ELEMENTARY SCHOOL	SCHOOL T	5	5	28	349	14	401	387	96.51%



COLORADO DEPARTMENT OF EDUCATION
FALL 2007 PUPIL MEMBERSHIP BY DISTRICT, SCHOOL, GRADE, RACE/ETHNICITY, AND GENDER

District Code	DISTRICT	School Code	SCHOOL	GRADE	AMERICAN INDIAN OR ALASKAN NATIVE	ASIAN OR PACIFIC ISLANDER	BLACK (NOT HISPANIC)	HISPANIC	WHITE (NOT HISPANIC)	Total	Total	
											Minority	% Minority
0180	ADAMS-ARAPAHOE 28J	6758	PARK LANE ELEMENTARY SCHOOL	HALF DAY	0	0	3	30	1	34	33	97.06%
0180	ADAMS-ARAPAHOE 28J	6758	PARK LANE ELEMENTARY SCHOOL	KINDERG/	0	2	2	16	1	21	20	95.24%
0180	ADAMS-ARAPAHOE 28J	6758	PARK LANE ELEMENTARY SCHOOL	1ST	0	5	9	43	3	60	57	95.00%
0180	ADAMS-ARAPAHOE 28J	6758	PARK LANE ELEMENTARY SCHOOL	2ND	0	4	11	45	4	64	60	93.75%
0180	ADAMS-ARAPAHOE 28J	6758	PARK LANE ELEMENTARY SCHOOL	3RD	0	4	7	31	2	44	42	95.45%
0180	ADAMS-ARAPAHOE 28J	6758	PARK LANE ELEMENTARY SCHOOL	4TH	0	2	11	36	14	63	49	77.78%
0180	ADAMS-ARAPAHOE 28J	6758	PARK LANE ELEMENTARY SCHOOL	5TH	0	5	6	38	11	60	49	81.67%
0180	ADAMS-ARAPAHOE 28J	6758	PARK LANE ELEMENTARY SCHOOL	SCHOOL T	0	22	49	239	36	346	310	89.60%
0180	ADAMS-ARAPAHOE 28J	6869	PEORIA ELEMENTARY SCHOOL	HALF DAY	0	1	4	16	3	24	21	87.50%
0180	ADAMS-ARAPAHOE 28J	6869	PEORIA ELEMENTARY SCHOOL	KINDERG/	1	1	4	45	3	54	51	94.44%
0180	ADAMS-ARAPAHOE 28J	6869	PEORIA ELEMENTARY SCHOOL	1ST	0	3	9	54	6	72	66	91.67%
0180	ADAMS-ARAPAHOE 28J	6869	PEORIA ELEMENTARY SCHOOL	2ND	0	1	6	77	6	90	84	93.33%
0180	ADAMS-ARAPAHOE 28J	6869	PEORIA ELEMENTARY SCHOOL	3RD	0	1	8	65	3	77	74	96.10%
0180	ADAMS-ARAPAHOE 28J	6869	PEORIA ELEMENTARY SCHOOL	4TH	0	3	6	64	1	74	73	98.65%
0180	ADAMS-ARAPAHOE 28J	6869	PEORIA ELEMENTARY SCHOOL	5TH	0	1	5	60	4	70	66	94.29%
0180	ADAMS-ARAPAHOE 28J	6869	PEORIA ELEMENTARY SCHOOL	SCHOOL T	1	11	42	381	26	461	435	94.36%
0180	ADAMS-ARAPAHOE 28J	7232	AURORA QUEST ACADEMY	1ST	0	3	3	5	9	20	11	55.00%
0180	ADAMS-ARAPAHOE 28J	7232	AURORA QUEST ACADEMY	2ND	0	1	5	2	12	20	8	40.00%
0180	ADAMS-ARAPAHOE 28J	7232	AURORA QUEST ACADEMY	3RD	0	4	12	6	20	42	22	52.38%
0180	ADAMS-ARAPAHOE 28J	7232	AURORA QUEST ACADEMY	4TH	0	3	3	3	17	26	9	34.62%
0180	ADAMS-ARAPAHOE 28J	7232	AURORA QUEST ACADEMY	5TH	1	6	9	8	28	52	24	46.15%
0180	ADAMS-ARAPAHOE 28J	7232	AURORA QUEST ACADEMY	SCHOOL T	1	17	32	24	86	160	74	46.25%
0180	ADAMS-ARAPAHOE 28J	7250	RANGEVIEW HIGH SCHOOL	9TH	6	45	167	177	223	618	395	63.92%
0180	ADAMS-ARAPAHOE 28J	7250	RANGEVIEW HIGH SCHOOL	10TH	6	34	154	120	242	556	314	56.47%
0180	ADAMS-ARAPAHOE 28J	7250	RANGEVIEW HIGH SCHOOL	11TH	8	39	126	120	223	516	293	56.78%
0180	ADAMS-ARAPAHOE 28J	7250	RANGEVIEW HIGH SCHOOL	12TH	3	44	115	103	290	555	265	47.75%
0180	ADAMS-ARAPAHOE 28J	7250	RANGEVIEW HIGH SCHOOL	SCHOOL T	23	162	562	520	978	2,245	1,267	56.44%
0180	ADAMS-ARAPAHOE 28J	7558	SABLE ELEMENTARY SCHOOL	HALF DAY	0	0	2	0	0	2	2	100.00%
0180	ADAMS-ARAPAHOE 28J	7558	SABLE ELEMENTARY SCHOOL	KINDERG/	0	2	14	43	9	68	59	86.76%
0180	ADAMS-ARAPAHOE 28J	7558	SABLE ELEMENTARY SCHOOL	1ST	0	1	26	50	12	89	77	86.52%
0180	ADAMS-ARAPAHOE 28J	7558	SABLE ELEMENTARY SCHOOL	2ND	1	1	15	57	8	82	74	90.24%
0180	ADAMS-ARAPAHOE 28J	7558	SABLE ELEMENTARY SCHOOL	3RD	0	0	17	54	9	80	71	88.75%
0180	ADAMS-ARAPAHOE 28J	7558	SABLE ELEMENTARY SCHOOL	4TH	0	2	13	38	9	62	53	85.48%
0180	ADAMS-ARAPAHOE 28J	7558	SABLE ELEMENTARY SCHOOL	5TH	0	0	12	41	10	63	53	84.13%
0180	ADAMS-ARAPAHOE 28J	7558	SABLE ELEMENTARY SCHOOL	SCHOOL T	1	6	99	283	57	446	389	87.22%
0180	ADAMS-ARAPAHOE 28J	7865	SIDE CREEK ELEMENTARY SCHOOL	HALF DAY	0	9	13	33	43	98	55	56.12%
0180	ADAMS-ARAPAHOE 28J	7865	SIDE CREEK ELEMENTARY SCHOOL	1ST	3	13	19	28	35	98	63	64.29%
0180	ADAMS-ARAPAHOE 28J	7865	SIDE CREEK ELEMENTARY SCHOOL	2ND	4	13	34	42	40	133	93	69.92%
0180	ADAMS-ARAPAHOE 28J	7865	SIDE CREEK ELEMENTARY SCHOOL	3RD	2	10	29	40	41	122	81	66.39%
0180	ADAMS-ARAPAHOE 28J	7865	SIDE CREEK ELEMENTARY SCHOOL	4TH	0	17	30	33	48	128	80	62.50%
0180	ADAMS-ARAPAHOE 28J	7865	SIDE CREEK ELEMENTARY SCHOOL	5TH	0	11	27	30	30	98	68	69.39%
0180	ADAMS-ARAPAHOE 28J	7865	SIDE CREEK ELEMENTARY SCHOOL	SCHOOL T	9	73	152	206	237	677	440	64.99%
0180	ADAMS-ARAPAHOE 28J	7932	SIXTH AVENUE ELEMENTARY SCHOOL	KINDERG/	0	3	27	75	11	116	105	90.52%
0180	ADAMS-ARAPAHOE 28J	7932	SIXTH AVENUE ELEMENTARY SCHOOL	1ST	0	1	15	76	12	104	92	88.46%
0180	ADAMS-ARAPAHOE 28J	7932	SIXTH AVENUE ELEMENTARY SCHOOL	2ND	0	3	20	73	7	103	96	93.20%
0180	ADAMS-ARAPAHOE 28J	7932	SIXTH AVENUE ELEMENTARY SCHOOL	3RD	1	1	21	51	14	88	74	84.09%
0180	ADAMS-ARAPAHOE 28J	7932	SIXTH AVENUE ELEMENTARY SCHOOL	4TH	1	2	13	57	9	82	73	89.02%
0180	ADAMS-ARAPAHOE 28J	7932	SIXTH AVENUE ELEMENTARY SCHOOL	5TH	0	4	13	48	4	69	65	94.20%
0180	ADAMS-ARAPAHOE 28J	7932	SIXTH AVENUE ELEMENTARY SCHOOL	SCHOOL T	2	14	109	380	57	562	505	89.86%
0180	ADAMS-ARAPAHOE 28J	8078	SOUTH MIDDLE SCHOOL	6TH	5	8	52	156	21	242	221	91.32%
0180	ADAMS-ARAPAHOE 28J	8078	SOUTH MIDDLE SCHOOL	7TH	1	9	45	150	32	237	205	86.50%
0180	ADAMS-ARAPAHOE 28J	8078	SOUTH MIDDLE SCHOOL	8TH	1	6	61	149	28	245	217	88.57%
0180	ADAMS-ARAPAHOE 28J	8078	SOUTH MIDDLE SCHOOL	SCHOOL T	7	23	158	455	81	724	643	88.81%
0180	ADAMS-ARAPAHOE 28J	8356	WILLIAM SMITH HIGH SCHOOL	9TH	0	1	15	7	24	47	23	48.94%
0180	ADAMS-ARAPAHOE 28J	8356	WILLIAM SMITH HIGH SCHOOL	10TH	0	1	11	14	26	52	26	50.00%
0180	ADAMS-ARAPAHOE 28J	8356	WILLIAM SMITH HIGH SCHOOL	11TH	1	2	7	14	16	40	24	60.00%
0180	ADAMS-ARAPAHOE 28J	8356	WILLIAM SMITH HIGH SCHOOL	12TH	0	5	18	18	18	59	41	69.49%
0180	ADAMS-ARAPAHOE 28J	8356	WILLIAM SMITH HIGH SCHOOL	SCHOOL T	1	9	51	53	84	198	114	57.58%
0180	ADAMS-ARAPAHOE 28J	8858	TOLLGATE ELEMENTARY SCHOOL	HALF DAY	2	6	23	46	12	89	77	86.52%
0180	ADAMS-ARAPAHOE 28J	8858	TOLLGATE ELEMENTARY SCHOOL	1ST	1	5	29	52	19	106	87	82.08%
0180	ADAMS-ARAPAHOE 28J	8858	TOLLGATE ELEMENTARY SCHOOL	2ND	1	5	44	45	18	113	95	84.07%
0180	ADAMS-ARAPAHOE 28J	8858	TOLLGATE ELEMENTARY SCHOOL	3RD	1	2	26	32	17	78	61	78.21%
0180	ADAMS-ARAPAHOE 28J	8858	TOLLGATE ELEMENTARY SCHOOL	4TH	3	6	33	47	19	108	89	82.41%



COLORADO DEPARTMENT OF EDUCATION
FALL 2007 PUPIL MEMBERSHIP BY DISTRICT, SCHOOL, GRADE, RACE/ETHNICITY, AND GENDER

District Code	DISTRICT	School Code	SCHOOL	GRADE	AMERICAN INDIAN OR ALASKAN NATIVE	ASIAN OR PACIFIC ISLANDER	BLACK (NOT HISPANIC)	HISPANIC	WHITE (NOT HISPANIC)	Total	Total	
											Minority	% Minority
0180	ADAMS-ARAPAHOE 28J	8858	TOLLGATE ELEMENTARY SCHOOL	5TH	1	4	30	45	23	103	80	77.67%
0180	ADAMS-ARAPAHOE 28J	8858	TOLLGATE ELEMENTARY SCHOOL	SCHOOL T	9	28	185	267	108	597	489	81.91%
0180	ADAMS-ARAPAHOE 28J	9056	VANGUARD CLASSICAL SCHOOL	HALF DAY	0	1	9	32	14	56	42	75.00%
0180	ADAMS-ARAPAHOE 28J	9056	VANGUARD CLASSICAL SCHOOL	1ST	0	0	15	22	18	55	37	67.27%
0180	ADAMS-ARAPAHOE 28J	9056	VANGUARD CLASSICAL SCHOOL	2ND	1	1	9	29	10	50	40	80.00%
0180	ADAMS-ARAPAHOE 28J	9056	VANGUARD CLASSICAL SCHOOL	3RD	0	1	8	16	10	35	25	71.43%
0180	ADAMS-ARAPAHOE 28J	9056	VANGUARD CLASSICAL SCHOOL	4TH	1	0	10	19	11	41	30	73.17%
0180	ADAMS-ARAPAHOE 28J	9056	VANGUARD CLASSICAL SCHOOL	5TH	0	2	8	12	6	28	22	78.57%
0180	ADAMS-ARAPAHOE 28J	9056	VANGUARD CLASSICAL SCHOOL	6TH	0	1	14	22	12	49	37	75.51%
0180	ADAMS-ARAPAHOE 28J	9056	VANGUARD CLASSICAL SCHOOL	SCHOOL T	2	6	73	152	81	314	233	74.20%
0180	ADAMS-ARAPAHOE 28J	9059	VASSAR ELEMENTARY SCHOOL	HALF DAY	1	8	17	35	29	90	61	67.78%
0180	ADAMS-ARAPAHOE 28J	9059	VASSAR ELEMENTARY SCHOOL	1ST	0	3	19	40	36	98	62	63.27%
0180	ADAMS-ARAPAHOE 28J	9059	VASSAR ELEMENTARY SCHOOL	2ND	0	5	26	36	33	100	67	67.00%
0180	ADAMS-ARAPAHOE 28J	9059	VASSAR ELEMENTARY SCHOOL	3RD	0	6	20	38	32	96	64	66.67%
0180	ADAMS-ARAPAHOE 28J	9059	VASSAR ELEMENTARY SCHOOL	4TH	1	8	21	25	31	86	55	63.95%
0180	ADAMS-ARAPAHOE 28J	9059	VASSAR ELEMENTARY SCHOOL	5TH	0	6	22	18	36	82	46	56.10%
0180	ADAMS-ARAPAHOE 28J	9059	VASSAR ELEMENTARY SCHOOL	SCHOOL T	2	36	125	192	197	552	355	64.31%
0180	ADAMS-ARAPAHOE 28J	9060	VAUGHN ELEMENTARY SCHOOL	KINDERG/	1	1	19	66	14	101	87	86.14%
0180	ADAMS-ARAPAHOE 28J	9060	VAUGHN ELEMENTARY SCHOOL	1ST	0	1	5	59	6	71	65	91.55%
0180	ADAMS-ARAPAHOE 28J	9060	VAUGHN ELEMENTARY SCHOOL	2ND	0	0	15	56	3	74	71	95.95%
0180	ADAMS-ARAPAHOE 28J	9060	VAUGHN ELEMENTARY SCHOOL	3RD	0	1	17	58	11	87	76	87.36%
0180	ADAMS-ARAPAHOE 28J	9060	VAUGHN ELEMENTARY SCHOOL	4TH	0	0	13	51	5	69	64	92.75%
0180	ADAMS-ARAPAHOE 28J	9060	VAUGHN ELEMENTARY SCHOOL	5TH	0	2	15	51	10	78	68	87.18%
0180	ADAMS-ARAPAHOE 28J	9060	VAUGHN ELEMENTARY SCHOOL	SCHOOL T	1	5	84	341	49	480	431	89.79%
0180	ADAMS-ARAPAHOE 28J	9140	VIRGINIA COURT ELEMENTARY SCHOOL	HALF DAY	1	2	12	76	14	105	91	86.67%
0180	ADAMS-ARAPAHOE 28J	9140	VIRGINIA COURT ELEMENTARY SCHOOL	KINDERG/	0	0	1	0	0	1	1	100.00%
0180	ADAMS-ARAPAHOE 28J	9140	VIRGINIA COURT ELEMENTARY SCHOOL	1ST	3	3	11	61	13	91	78	85.71%
0180	ADAMS-ARAPAHOE 28J	9140	VIRGINIA COURT ELEMENTARY SCHOOL	2ND	3	2	14	62	15	96	81	84.38%
0180	ADAMS-ARAPAHOE 28J	9140	VIRGINIA COURT ELEMENTARY SCHOOL	3RD	4	3	19	63	7	96	89	92.71%
0180	ADAMS-ARAPAHOE 28J	9140	VIRGINIA COURT ELEMENTARY SCHOOL	4TH	0	4	12	64	8	88	80	90.91%
0180	ADAMS-ARAPAHOE 28J	9140	VIRGINIA COURT ELEMENTARY SCHOOL	5TH	0	1	19	61	10	91	81	89.01%
0180	ADAMS-ARAPAHOE 28J	9140	VIRGINIA COURT ELEMENTARY SCHOOL	SCHOOL T	11	15	88	387	67	568	501	88.20%
0180	ADAMS-ARAPAHOE 28J	9396	WEST MIDDLE SCHOOL	6TH	3	4	45	226	13	291	278	95.53%
0180	ADAMS-ARAPAHOE 28J	9396	WEST MIDDLE SCHOOL	7TH	3	2	25	226	15	271	256	94.46%
0180	ADAMS-ARAPAHOE 28J	9396	WEST MIDDLE SCHOOL	8TH	3	4	33	225	12	277	265	95.67%
0180	ADAMS-ARAPAHOE 28J	9396	WEST MIDDLE SCHOOL	SCHOOL T	9	10	103	677	40	839	799	95.23%
0180	ADAMS-ARAPAHOE 28J	9514	WHEELING ELEMENTARY SCHOOL	HALF DAY	1	1	18	49	13	82	69	84.15%
0180	ADAMS-ARAPAHOE 28J	9514	WHEELING ELEMENTARY SCHOOL	1ST	0	1	16	46	6	69	63	91.30%
0180	ADAMS-ARAPAHOE 28J	9514	WHEELING ELEMENTARY SCHOOL	2ND	0	3	14	45	13	75	62	82.67%
0180	ADAMS-ARAPAHOE 28J	9514	WHEELING ELEMENTARY SCHOOL	3RD	0	0	18	56	8	82	74	90.24%
0180	ADAMS-ARAPAHOE 28J	9514	WHEELING ELEMENTARY SCHOOL	4TH	0	4	16	44	11	75	64	85.33%
0180	ADAMS-ARAPAHOE 28J	9514	WHEELING ELEMENTARY SCHOOL	5TH	1	2	16	34	4	57	53	92.98%
0180	ADAMS-ARAPAHOE 28J	9514	WHEELING ELEMENTARY SCHOOL	SCHOOL T	2	11	98	274	55	440	385	87.50%
0180	ADAMS-ARAPAHOE 28J	9756	YALE ELEMENTARY SCHOOL	HALF DAY	0	1	13	48	22	84	62	73.81%
0180	ADAMS-ARAPAHOE 28J	9756	YALE ELEMENTARY SCHOOL	1ST	1	4	17	35	25	82	57	69.51%
0180	ADAMS-ARAPAHOE 28J	9756	YALE ELEMENTARY SCHOOL	2ND	2	4	17	39	17	79	62	78.48%
0180	ADAMS-ARAPAHOE 28J	9756	YALE ELEMENTARY SCHOOL	3RD	2	3	22	42	18	87	69	79.31%
0180	ADAMS-ARAPAHOE 28J	9756	YALE ELEMENTARY SCHOOL	4TH	4	5	20	41	25	95	70	73.68%
0180	ADAMS-ARAPAHOE 28J	9756	YALE ELEMENTARY SCHOOL	5TH	2	2	17	39	21	81	60	74.07%
0180	ADAMS-ARAPAHOE 28J	9756	YALE ELEMENTARY SCHOOL	SCHOOL T	11	19	106	244	128	508	380	74.80%
0180	ADAMS-ARAPAHOE 28J		DISTRICT TOTAL		293	1,358	6,728	16,947	8,247	33,573	25,326	75.44%
0190	BYERS 32J	1168	BYERS ELEMENTARY SCHOOL	PK	1	0	0	4	45	50	5	10.00%
0190	BYERS 32J	1168	BYERS ELEMENTARY SCHOOL	KINDERG/	0	0	1	3	23	27	4	14.81%
0190	BYERS 32J	1168	BYERS ELEMENTARY SCHOOL	1ST	0	1	0	4	32	37	5	13.51%
0190	BYERS 32J	1168	BYERS ELEMENTARY SCHOOL	2ND	0	0	0	3	19	22	3	13.64%
0190	BYERS 32J	1168	BYERS ELEMENTARY SCHOOL	3RD	1	0	1	29	32	33	3	9.38%
0190	BYERS 32J	1168	BYERS ELEMENTARY SCHOOL	4TH	0	0	0	6	32	38	6	15.79%
0190	BYERS 32J	1168	BYERS ELEMENTARY SCHOOL	5TH	1	1	0	2	41	45	4	8.89%
0190	BYERS 32J	1168	BYERS ELEMENTARY SCHOOL	6TH	0	0	2	8	38	48	10	20.83%
0190	BYERS 32J	1168	BYERS ELEMENTARY SCHOOL	SCHOOL T	3	2	4	31	259	299	40	13.38%
0190	BYERS 32J	1176	BYERS JUNIOR-SENIOR HIGH SCHOOL	7TH	0	0	1	4	32	37	5	13.51%
0190	BYERS 32J	1176	BYERS JUNIOR-SENIOR HIGH SCHOOL	8TH	1	0	2	1	40	44	4	9.09%
0190	BYERS 32J	1176	BYERS JUNIOR-SENIOR HIGH SCHOOL	9TH	0	0	1	5	37	43	6	13.95%

COLORADO DEPARTMENT OF EDUCATION
FALL 2007 PUPIL MEMBERSHIP BY DISTRICT, SCHOOL, GRADE, RACE/ETHNICITY, AND GENDER

District Code	DISTRICT	School Code	SCHOOL	GRADE	AMERICAN INDIAN OR ALASKAN NATIVE	ASIAN OR PACIFIC ISLANDER	BLACK (NOT HISPANIC)	HISPANIC	WHITE (NOT HISPANIC)	Total	Total Minority	% Minority
0190	BYERS 32J	1176	BYERS JUNIOR-SENIOR HIGH SCHOOL	10TH	1	1	2	3	32	39	7	17.95%
0190	BYERS 32J	1176	BYERS JUNIOR-SENIOR HIGH SCHOOL	11TH	0	0	1	2	27	30	3	10.00%
0190	BYERS 32J	1176	BYERS JUNIOR-SENIOR HIGH SCHOOL	12TH	0	0	2	4	42	48	6	12.50%
0190	BYERS 32J	1176	BYERS JUNIOR-SENIOR HIGH SCHOOL	SCHOOL T	2	1	9	19	210	241	31	12.86%
0190	BYERS 32J		DISTRICT TOTAL		5	3	13	50	469	540	71	13.15%
0220	ARCHULETA COUNTY 50 JT	0064	ARCHULETA COUNTY HIGH SCHOOL	9TH	0	0	0	1	0	1	1	100.00%
0220	ARCHULETA COUNTY 50 JT	0064	ARCHULETA COUNTY HIGH SCHOOL	10TH	0	0	0	3	6	9	3	33.33%
0220	ARCHULETA COUNTY 50 JT	0064	ARCHULETA COUNTY HIGH SCHOOL	11TH	2	1	0	10	10	23	13	56.52%
0220	ARCHULETA COUNTY 50 JT	0064	ARCHULETA COUNTY HIGH SCHOOL	12TH	0	0	0	11	9	20	11	55.00%
0220	ARCHULETA COUNTY 50 JT	0064	ARCHULETA COUNTY HIGH SCHOOL	SCHOOL T	2	1	0	25	25	53	28	52.83%
0220	ARCHULETA COUNTY 50 JT	6652	PAGOSA SPRINGS ELEMENTARY SCHOOL	HALF DAY	1	2	0	15	20	38	18	47.37%
0220	ARCHULETA COUNTY 50 JT	6652	PAGOSA SPRINGS ELEMENTARY SCHOOL	KINDERG/	1	2	0	15	27	45	18	40.00%
0220	ARCHULETA COUNTY 50 JT	6652	PAGOSA SPRINGS ELEMENTARY SCHOOL	1ST	3	1	1	32	75	112	37	33.04%
0220	ARCHULETA COUNTY 50 JT	6652	PAGOSA SPRINGS ELEMENTARY SCHOOL	2ND	1	2	1	44	70	118	48	40.68%
0220	ARCHULETA COUNTY 50 JT	6652	PAGOSA SPRINGS ELEMENTARY SCHOOL	3RD	3	2	0	25	66	96	30	31.25%
0220	ARCHULETA COUNTY 50 JT	6652	PAGOSA SPRINGS ELEMENTARY SCHOOL	4TH	1	1	1	24	70	97	27	27.84%
0220	ARCHULETA COUNTY 50 JT	6652	PAGOSA SPRINGS ELEMENTARY SCHOOL	SCHOOL T	10	10	3	155	328	506	178	35.18%
0220	ARCHULETA COUNTY 50 JT	6656	PAGOSA SPRINGS INTERMEDIATE SCHOOL	5TH	2	0	5	39	91	137	46	33.58%
0220	ARCHULETA COUNTY 50 JT	6656	PAGOSA SPRINGS INTERMEDIATE SCHOOL	6TH	5	0	1	27	98	131	33	25.19%
0220	ARCHULETA COUNTY 50 JT	6656	PAGOSA SPRINGS INTERMEDIATE SCHOOL	SCHOOL T	7	0	6	66	189	268	79	29.48%
0220	ARCHULETA COUNTY 50 JT	6657	PAGOSA SPRINGS JUNIOR HIGH SCHOOL	7TH	0	0	2	25	99	126	27	21.43%
0220	ARCHULETA COUNTY 50 JT	6657	PAGOSA SPRINGS JUNIOR HIGH SCHOOL	8TH	2	3	3	26	94	128	34	26.56%
0220	ARCHULETA COUNTY 50 JT	6657	PAGOSA SPRINGS JUNIOR HIGH SCHOOL	SCHOOL T	2	3	5	51	193	254	61	24.02%
0220	ARCHULETA COUNTY 50 JT	6658	PAGOSA SPRINGS HIGH SCHOOL	9TH	1	0	0	30	95	126	31	24.60%
0220	ARCHULETA COUNTY 50 JT	6658	PAGOSA SPRINGS HIGH SCHOOL	10TH	1	0	1	19	97	118	21	17.80%
0220	ARCHULETA COUNTY 50 JT	6658	PAGOSA SPRINGS HIGH SCHOOL	11TH	1	2	0	24	89	116	27	23.28%
0220	ARCHULETA COUNTY 50 JT	6658	PAGOSA SPRINGS HIGH SCHOOL	12TH	0	3	2	20	79	104	25	24.04%
0220	ARCHULETA COUNTY 50 JT	6658	PAGOSA SPRINGS HIGH SCHOOL	SCHOOL T	3	5	3	93	360	464	104	22.41%
0220	ARCHULETA COUNTY 50 JT		DISTRICT TOTAL		24	19	17	390	1,095	1,545	450	29.13%
0230	WALSH RE-1	9222	WALSH ELEMENTARY SCHOOL	PK	0	0	0	3	10	13	3	23.08%
0230	WALSH RE-1	9222	WALSH ELEMENTARY SCHOOL	KINDERG/	0	0	0	1	8	9	1	11.11%
0230	WALSH RE-1	9222	WALSH ELEMENTARY SCHOOL	1ST	0	0	0	1	10	11	1	9.09%
0230	WALSH RE-1	9222	WALSH ELEMENTARY SCHOOL	2ND	0	0	0	3	7	10	3	30.00%
0230	WALSH RE-1	9222	WALSH ELEMENTARY SCHOOL	3RD	0	0	0	3	4	7	3	42.86%
0230	WALSH RE-1	9222	WALSH ELEMENTARY SCHOOL	4TH	0	0	0	1	8	9	1	11.11%
0230	WALSH RE-1	9222	WALSH ELEMENTARY SCHOOL	5TH	0	0	0	1	12	13	1	7.69%
0230	WALSH RE-1	9222	WALSH ELEMENTARY SCHOOL	6TH	0	0	1	3	11	15	4	26.67%
0230	WALSH RE-1	9222	WALSH ELEMENTARY SCHOOL	SCHOOL T	0	0	1	16	70	87	17	19.54%
0230	WALSH RE-1	9226	WALSH HIGH SCHOOL	7TH	0	0	1	0	13	14	1	7.14%
0230	WALSH RE-1	9226	WALSH HIGH SCHOOL	8TH	0	0	0	0	11	11	0	0.00%
0230	WALSH RE-1	9226	WALSH HIGH SCHOOL	9TH	0	0	0	2	13	15	2	13.33%
0230	WALSH RE-1	9226	WALSH HIGH SCHOOL	10TH	1	0	0	3	8	12	4	33.33%
0230	WALSH RE-1	9226	WALSH HIGH SCHOOL	11TH	0	0	0	1	11	12	1	8.33%
0230	WALSH RE-1	9226	WALSH HIGH SCHOOL	12TH	0	0	0	0	5	5	0	0.00%
0230	WALSH RE-1	9226	WALSH HIGH SCHOOL	SCHOOL T	1	0	1	6	61	69	8	11.59%
0230	WALSH RE-1		DISTRICT TOTAL		1	0	2	22	131	156	25	16.03%
0240	PRITCHETT RE-3	7174	PRITCHETT ELEMENTARY SCHOOL	PK	0	0	0	1	8	9	1	11.11%
0240	PRITCHETT RE-3	7174	PRITCHETT ELEMENTARY SCHOOL	KINDERG/	0	0	0	0	8	8	0	0.00%
0240	PRITCHETT RE-3	7174	PRITCHETT ELEMENTARY SCHOOL	1ST	0	0	0	1	4	5	1	20.00%
0240	PRITCHETT RE-3	7174	PRITCHETT ELEMENTARY SCHOOL	2ND	0	0	0	0	2	2	0	0.00%
0240	PRITCHETT RE-3	7174	PRITCHETT ELEMENTARY SCHOOL	3RD	0	0	0	0	7	7	0	0.00%
0240	PRITCHETT RE-3	7174	PRITCHETT ELEMENTARY SCHOOL	4TH	0	0	0	1	5	6	1	16.67%
0240	PRITCHETT RE-3	7174	PRITCHETT ELEMENTARY SCHOOL	5TH	0	0	0	0	5	5	0	0.00%
0240	PRITCHETT RE-3	7174	PRITCHETT ELEMENTARY SCHOOL	SCHOOL T	0	0	0	3	39	42	3	7.14%
0240	PRITCHETT RE-3	7176	PRITCHETT MIDDLE SCHOOL	6TH	0	0	0	0	5	5	0	0.00%
0240	PRITCHETT RE-3	7176	PRITCHETT MIDDLE SCHOOL	7TH	0	0	0	0	1	1	0	0.00%
0240	PRITCHETT RE-3	7176	PRITCHETT MIDDLE SCHOOL	8TH	0	0	0	1	4	5	1	20.00%
0240	PRITCHETT RE-3	7176	PRITCHETT MIDDLE SCHOOL	SCHOOL T	0	0	0	1	10	11	1	9.09%
0240	PRITCHETT RE-3	7180	PRITCHETT HIGH SCHOOL	9TH	0	0	0	1	2	3	1	33.33%
0240	PRITCHETT RE-3	7180	PRITCHETT HIGH SCHOOL	10TH	0	0	0	0	5	5	0	0.00%
0240	PRITCHETT RE-3	7180	PRITCHETT HIGH SCHOOL	11TH	0	0	0	1	5	6	1	16.67%
0240	PRITCHETT RE-3	7180	PRITCHETT HIGH SCHOOL	12TH	0	0	0	0	3	3	0	0.00%
0240	PRITCHETT RE-3	7180	PRITCHETT HIGH SCHOOL	SCHOOL T	0	0	0	2	15	17	2	11.76%

COLORADO DEPARTMENT OF EDUCATION
FALL 2007 PUPIL MEMBERSHIP BY DISTRICT, SCHOOL, GRADE, RACE/ETHNICITY, AND GENDER

District Code	DISTRICT	School Code	SCHOOL	GRADE	AMERICAN INDIAN OR ALASKAN NATIVE	ASIAN OR PACIFIC ISLANDER	BLACK (NOT HISPANIC)	HISPANIC	WHITE (NOT HISPANIC)	Total	Total Minority	% Minority
0240	PRITCHETT RE-3		DISTRICT TOTAL		0	0	0	6	64	70	6	8.57%
0250	SPRINGFIELD RE-4	8160	SPRINGFIELD ELEMENTARY SCHOOL	PK	1	0	1	5	27	34	7	20.59%
0250	SPRINGFIELD RE-4	8160	SPRINGFIELD ELEMENTARY SCHOOL	KINDERG/	0	0	0	4	7	11	4	36.36%
0250	SPRINGFIELD RE-4	8160	SPRINGFIELD ELEMENTARY SCHOOL	1ST	0	0	0	1	16	17	1	5.88%
0250	SPRINGFIELD RE-4	8160	SPRINGFIELD ELEMENTARY SCHOOL	2ND	1	1	0	1	16	19	3	15.79%
0250	SPRINGFIELD RE-4	8160	SPRINGFIELD ELEMENTARY SCHOOL	3RD	0	0	0	0	12	12	0	0.00%
0250	SPRINGFIELD RE-4	8160	SPRINGFIELD ELEMENTARY SCHOOL	4TH	0	0	1	3	24	28	4	14.29%
0250	SPRINGFIELD RE-4	8160	SPRINGFIELD ELEMENTARY SCHOOL	5TH	0	0	1	1	21	23	2	8.70%
0250	SPRINGFIELD RE-4	8160	SPRINGFIELD ELEMENTARY SCHOOL	6TH	0	0	0	2	18	20	2	10.00%
0250	SPRINGFIELD RE-4	8160	SPRINGFIELD ELEMENTARY SCHOOL	SCHOOL T	2	1	3	17	141	164	23	14.02%
0250	SPRINGFIELD RE-4	8164	SPRINGFIELD JUNIOR HIGH SCHOOL	7TH	1	1	0	3	22	27	5	18.52%
0250	SPRINGFIELD RE-4	8164	SPRINGFIELD JUNIOR HIGH SCHOOL	8TH	0	0	0	5	16	21	5	23.81%
0250	SPRINGFIELD RE-4	8164	SPRINGFIELD JUNIOR HIGH SCHOOL	SCHOOL T	1	1	0	8	38	48	10	20.83%
0250	SPRINGFIELD RE-4	8168	SPRINGFIELD HIGH SCHOOL	9TH	1	0	1	0	14	16	2	12.50%
0250	SPRINGFIELD RE-4	8168	SPRINGFIELD HIGH SCHOOL	10TH	0	0	0	4	27	31	4	12.90%
0250	SPRINGFIELD RE-4	8168	SPRINGFIELD HIGH SCHOOL	11TH	1	0	1	2	17	21	4	19.05%
0250	SPRINGFIELD RE-4	8168	SPRINGFIELD HIGH SCHOOL	12TH	0	0	2	2	21	25	4	16.00%
0250	SPRINGFIELD RE-4	8168	SPRINGFIELD HIGH SCHOOL	SCHOOL T	2	0	4	8	79	93	14	15.05%
0250	SPRINGFIELD RE-4		DISTRICT TOTAL		5	2	7	33	258	305	47	15.41%
0260	VILAS RE-5	1781	COLORADO ONLINE ACADEMY (COLA)	9TH	0	0	0	1	1	2	1	50.00%
0260	VILAS RE-5	1781	COLORADO ONLINE ACADEMY (COLA)	10TH	0	0	0	4	5	9	4	44.44%
0260	VILAS RE-5	1781	COLORADO ONLINE ACADEMY (COLA)	11TH	0	0	0	7	11	18	7	38.89%
0260	VILAS RE-5	1781	COLORADO ONLINE ACADEMY (COLA)	12TH	0	0	0	2	6	8	2	25.00%
0260	VILAS RE-5	1781	COLORADO ONLINE ACADEMY (COLA)	SCHOOL T	0	0	0	14	23	37	14	37.84%
0260	VILAS RE-5	4091	HOPE ONLINE LEARNING ACADEMY CO-OP	KINDERG/	5	11	124	99	96	335	239	71.34%
0260	VILAS RE-5	4091	HOPE ONLINE LEARNING ACADEMY CO-OP	1ST	2	13	114	76	74	279	205	73.48%
0260	VILAS RE-5	4091	HOPE ONLINE LEARNING ACADEMY CO-OP	2ND	2	4	59	61	59	185	126	68.11%
0260	VILAS RE-5	4091	HOPE ONLINE LEARNING ACADEMY CO-OP	3RD	4	5	58	64	43	174	131	75.29%
0260	VILAS RE-5	4091	HOPE ONLINE LEARNING ACADEMY CO-OP	4TH	0	2	48	60	32	142	110	77.46%
0260	VILAS RE-5	4091	HOPE ONLINE LEARNING ACADEMY CO-OP	5TH	1	2	41	59	38	141	103	73.05%
0260	VILAS RE-5	4091	HOPE ONLINE LEARNING ACADEMY CO-OP	6TH	1	1	34	58	30	124	94	75.81%
0260	VILAS RE-5	4091	HOPE ONLINE LEARNING ACADEMY CO-OP	7TH	1	4	28	54	64	151	87	57.62%
0260	VILAS RE-5	4091	HOPE ONLINE LEARNING ACADEMY CO-OP	8TH	1	1	43	79	68	192	124	64.58%
0260	VILAS RE-5	4091	HOPE ONLINE LEARNING ACADEMY CO-OP	9TH	4	3	38	101	127	273	146	53.48%
0260	VILAS RE-5	4091	HOPE ONLINE LEARNING ACADEMY CO-OP	10TH	9	8	68	144	237	466	229	49.14%
0260	VILAS RE-5	4091	HOPE ONLINE LEARNING ACADEMY CO-OP	11TH	4	0	0	3	1	8	7	87.50%
0260	VILAS RE-5	4091	HOPE ONLINE LEARNING ACADEMY CO-OP	12TH	7	7	136	209	441	800	359	44.88%
0260	VILAS RE-5	4091	HOPE ONLINE LEARNING ACADEMY CO-OP	SCHOOL T	41	61	791	1,067	1,310	3,270	1,960	59.94%
0260	VILAS RE-5	9085	V.I.L.A.S. ONLINE SCHOOL	KINDERG/	0	0	0	3	5	8	3	37.50%
0260	VILAS RE-5	9085	V.I.L.A.S. ONLINE SCHOOL	1ST	0	0	0	6	7	12	6	50.00%
0260	VILAS RE-5	9085	V.I.L.A.S. ONLINE SCHOOL	2ND	0	0	0	2	5	7	2	28.57%
0260	VILAS RE-5	9085	V.I.L.A.S. ONLINE SCHOOL	3RD	1	0	1	4	7	13	6	46.15%
0260	VILAS RE-5	9085	V.I.L.A.S. ONLINE SCHOOL	4TH	0	0	0	0	5	5	0	0.00%
0260	VILAS RE-5	9085	V.I.L.A.S. ONLINE SCHOOL	5TH	1	0	1	1	8	11	3	27.27%
0260	VILAS RE-5	9085	V.I.L.A.S. ONLINE SCHOOL	6TH	0	0	0	6	5	11	6	54.55%
0260	VILAS RE-5	9085	V.I.L.A.S. ONLINE SCHOOL	7TH	0	0	0	8	12	20	8	40.00%
0260	VILAS RE-5	9085	V.I.L.A.S. ONLINE SCHOOL	8TH	2	1	0	10	25	38	13	34.21%
0260	VILAS RE-5	9085	V.I.L.A.S. ONLINE SCHOOL	9TH	2	0	0	21	44	67	23	34.33%
0260	VILAS RE-5	9085	V.I.L.A.S. ONLINE SCHOOL	10TH	1	0	0	20	51	72	21	29.17%
0260	VILAS RE-5	9085	V.I.L.A.S. ONLINE SCHOOL	11TH	3	2	1	13	60	79	19	24.05%
0260	VILAS RE-5	9085	V.I.L.A.S. ONLINE SCHOOL	12TH	1	0	0	17	45	63	18	28.57%
0260	VILAS RE-5	9085	V.I.L.A.S. ONLINE SCHOOL	SCHOOL T	11	3	3	111	278	406	128	31.53%
0260	VILAS RE-5	9090	VILAS ELEMENTARY SCHOOL	PK	0	0	0	0	3	3	0	0.00%
0260	VILAS RE-5	9090	VILAS ELEMENTARY SCHOOL	KINDERG/	0	0	0	1	5	6	1	16.67%
0260	VILAS RE-5	9090	VILAS ELEMENTARY SCHOOL	1ST	0	0	0	2	2	4	2	50.00%
0260	VILAS RE-5	9090	VILAS ELEMENTARY SCHOOL	2ND	0	0	0	2	3	5	2	40.00%
0260	VILAS RE-5	9090	VILAS ELEMENTARY SCHOOL	3RD	0	0	0	0	2	2	0	0.00%
0260	VILAS RE-5	9090	VILAS ELEMENTARY SCHOOL	4TH	0	0	0	0	3	3	0	0.00%
0260	VILAS RE-5	9090	VILAS ELEMENTARY SCHOOL	5TH	0	0	0	4	3	7	4	57.14%
0260	VILAS RE-5	9090	VILAS ELEMENTARY SCHOOL	6TH	0	0	0	2	4	6	2	33.33%
0260	VILAS RE-5	9090	VILAS ELEMENTARY SCHOOL	SCHOOL T	0	0	0	11	25	36	11	30.56%
0260	VILAS RE-5	9100	VILAS UNDIVIDED HIGH SCHOOL	7TH	0	0	0	2	1	3	2	66.67%
0260	VILAS RE-5	9100	VILAS UNDIVIDED HIGH SCHOOL	8TH	0	0	0	2	6	8	2	25.00%

COLORADO DEPARTMENT OF EDUCATION
FALL 2007 PUPIL MEMBERSHIP BY DISTRICT, SCHOOL, GRADE, RACE/ETHNICITY, AND GENDER

District Code	DISTRICT	School Code	SCHOOL	GRADE	AMERICAN INDIAN OR ALASKAN NATIVE	ASIAN OR PACIFIC ISLANDER	BLACK (NOT HISPANIC)	HISPANIC	WHITE (NOT HISPANIC)	Total	Total Minority	% Minority	
0260	VILAS RE-5	9100	VILAS UNDIVIDED HIGH SCHOOL	9TH	0	0	0	3	1	4	3	75.00%	
0260	VILAS RE-5	9100	VILAS UNDIVIDED HIGH SCHOOL	10TH	0	0	0	3	9	12	3	25.00%	
0260	VILAS RE-5	9100	VILAS UNDIVIDED HIGH SCHOOL	11TH	0	0	0	1	3	4	1	25.00%	
0260	VILAS RE-5	9100	VILAS UNDIVIDED HIGH SCHOOL	12TH	0	0	0	0	9	9	0	0.00%	
0260	VILAS RE-5	9100	VILAS UNDIVIDED HIGH SCHOOL	SCHOOL T	0	0	0	11	29	40	11	27.50%	
0260	VILAS RE-5		DISTRICT TOTAL		52	64	794	1,214	1,665	3,789	2,124	56.06%	
0270	CAMPO RE-6	1248	CAMPO ELEMENTARY SCHOOL	PK	0	0	0	0	3	3	0	0.00%	
0270	CAMPO RE-6	1248	CAMPO ELEMENTARY SCHOOL	KINDERG/	2	0	0	0	2	4	2	50.00%	
0270	CAMPO RE-6	1248	CAMPO ELEMENTARY SCHOOL	1ST	0	0	0	1	0	1	1	100.00%	
0270	CAMPO RE-6	1248	CAMPO ELEMENTARY SCHOOL	2ND	0	0	0	0	4	4	0	0.00%	
0270	CAMPO RE-6	1248	CAMPO ELEMENTARY SCHOOL	4TH	1	0	0	0	5	6	1	16.67%	
0270	CAMPO RE-6	1248	CAMPO ELEMENTARY SCHOOL	5TH	0	0	0	0	6	6	0	0.00%	
0270	CAMPO RE-6	1248	CAMPO ELEMENTARY SCHOOL	6TH	0	0	0	0	1	1	0	0.00%	
0270	CAMPO RE-6	1248	CAMPO ELEMENTARY SCHOOL	SCHOOL T	3	0	0	1	21	25	4	16.00%	
0270	CAMPO RE-6	1252	CAMPO UNDIVIDED HIGH SCHOOL	7TH	0	0	0	1	2	3	1	50.00%	
0270	CAMPO RE-6	1252	CAMPO UNDIVIDED HIGH SCHOOL	8TH	0	0	0	0	5	5	0	0.00%	
0270	CAMPO RE-6	1252	CAMPO UNDIVIDED HIGH SCHOOL	9TH	0	0	0	0	3	3	0	0.00%	
0270	CAMPO RE-6	1252	CAMPO UNDIVIDED HIGH SCHOOL	10TH	0	0	0	0	1	1	0	0.00%	
0270	CAMPO RE-6	1252	CAMPO UNDIVIDED HIGH SCHOOL	11TH	0	0	0	0	7	7	0	0.00%	
0270	CAMPO RE-6	1252	CAMPO UNDIVIDED HIGH SCHOOL	12TH	0	0	0	2	3	5	2	40.00%	
0270	CAMPO RE-6	1252	CAMPO UNDIVIDED HIGH SCHOOL	SCHOOL T	0	0	0	3	20	23	3	13.04%	
0270	CAMPO RE-6		DISTRICT TOTAL		3	0	0	4	41	48	7	14.58%	
0290	LAS ANIMAS RE-1	1812	LAS ANIMAS ELEMENTARY SCHOOL	KINDERG/	0	1	0	27	13	41	28	68.29%	
0290	LAS ANIMAS RE-1	1812	LAS ANIMAS ELEMENTARY SCHOOL	1ST	0	0	0	26	24	50	26	52.00%	
0290	LAS ANIMAS RE-1	1812	LAS ANIMAS ELEMENTARY SCHOOL	2ND	0	1	1	26	13	41	28	68.29%	
0290	LAS ANIMAS RE-1	1812	LAS ANIMAS ELEMENTARY SCHOOL	3RD	1	1	2	23	14	41	27	65.85%	
0290	LAS ANIMAS RE-1	1812	LAS ANIMAS ELEMENTARY SCHOOL	4TH	0	0	0	19	15	34	19	55.88%	
0290	LAS ANIMAS RE-1	1812	LAS ANIMAS ELEMENTARY SCHOOL	5TH	0	0	1	21	20	42	22	52.38%	
0290	LAS ANIMAS RE-1	1812	LAS ANIMAS ELEMENTARY SCHOOL	SCHOOL T	1	3	4	142	99	249	150	60.24%	
0290	LAS ANIMAS RE-1	4495	JUMP START LEARNING CENTER	PK	0	0	0	21	20	41	21	51.22%	
0290	LAS ANIMAS RE-1	4495	JUMP START LEARNING CENTER	SCHOOL T	0	0	0	21	20	41	21	51.22%	
0290	LAS ANIMAS RE-1	4983	LAS ANIMAS A+ DISTANCE LEARNING SCHOOL	10TH	0	0	0	1	1	2	1	50.00%	
0290	LAS ANIMAS RE-1	4983	LAS ANIMAS A+ DISTANCE LEARNING SCHOOL	SCHOOL T	0	0	0	0	1	1	2	1	50.00%
0290	LAS ANIMAS RE-1	4986	LAS ANIMAS MIDDLE SCHOOL	6TH	0	1	0	13	16	30	14	46.67%	
0290	LAS ANIMAS RE-1	4986	LAS ANIMAS MIDDLE SCHOOL	7TH	0	0	1	22	27	50	23	46.00%	
0290	LAS ANIMAS RE-1	4986	LAS ANIMAS MIDDLE SCHOOL	8TH	0	0	0	16	23	39	16	41.03%	
0290	LAS ANIMAS RE-1	4986	LAS ANIMAS MIDDLE SCHOOL	SCHOOL T	0	1	1	51	66	119	53	44.54%	
0290	LAS ANIMAS RE-1	4990	LAS ANIMAS HIGH SCHOOL	9TH	0	1	0	17	23	41	18	43.90%	
0290	LAS ANIMAS RE-1	4990	LAS ANIMAS HIGH SCHOOL	10TH	0	1	0	17	13	31	18	58.06%	
0290	LAS ANIMAS RE-1	4990	LAS ANIMAS HIGH SCHOOL	11TH	0	0	0	10	16	26	10	38.46%	
0290	LAS ANIMAS RE-1	4990	LAS ANIMAS HIGH SCHOOL	12TH	0	1	1	10	23	35	12	34.29%	
0290	LAS ANIMAS RE-1	4990	LAS ANIMAS HIGH SCHOOL	SCHOOL T	0	3	1	54	75	133	58	43.61%	
0290	LAS ANIMAS RE-1		DISTRICT TOTAL		1	7	6	269	261	544	283	52.02%	
0310	MC CLAVE RE-2	5666	MC CLAVE ELEMENTARY SCHOOL	PK	1	0	0	4	12	17	5	29.41%	
0310	MC CLAVE RE-2	5666	MC CLAVE ELEMENTARY SCHOOL	KINDERG/	0	1	0	4	9	14	5	35.71%	
0310	MC CLAVE RE-2	5666	MC CLAVE ELEMENTARY SCHOOL	1ST	0	0	0	8	16	24	8	33.33%	
0310	MC CLAVE RE-2	5666	MC CLAVE ELEMENTARY SCHOOL	2ND	0	0	0	2	12	14	2	14.29%	
0310	MC CLAVE RE-2	5666	MC CLAVE ELEMENTARY SCHOOL	3RD	0	0	1	4	17	22	5	22.73%	
0310	MC CLAVE RE-2	5666	MC CLAVE ELEMENTARY SCHOOL	4TH	0	0	1	4	15	20	5	25.00%	
0310	MC CLAVE RE-2	5666	MC CLAVE ELEMENTARY SCHOOL	5TH	0	0	0	10	12	22	10	45.45%	
0310	MC CLAVE RE-2	5666	MC CLAVE ELEMENTARY SCHOOL	6TH	0	0	0	3	13	16	3	18.75%	
0310	MC CLAVE RE-2	5666	MC CLAVE ELEMENTARY SCHOOL	SCHOOL T	1	1	2	39	106	149	43	28.86%	
0310	MC CLAVE RE-2	5670	MC CLAVE UNDIVIDED HIGH SCHOOL	7TH	0	0	0	4	13	17	4	23.53%	
0310	MC CLAVE RE-2	5670	MC CLAVE UNDIVIDED HIGH SCHOOL	8TH	0	0	0	8	17	25	8	32.00%	
0310	MC CLAVE RE-2	5670	MC CLAVE UNDIVIDED HIGH SCHOOL	9TH	0	0	0	5	14	19	5	26.32%	
0310	MC CLAVE RE-2	5670	MC CLAVE UNDIVIDED HIGH SCHOOL	10TH	0	0	0	6	13	19	6	31.58%	
0310	MC CLAVE RE-2	5670	MC CLAVE UNDIVIDED HIGH SCHOOL	11TH	0	0	0	5	15	20	5	25.00%	
0310	MC CLAVE RE-2	5670	MC CLAVE UNDIVIDED HIGH SCHOOL	12TH	0	0	0	2	15	17	2	11.76%	
0310	MC CLAVE RE-2	5670	MC CLAVE UNDIVIDED HIGH SCHOOL	SCHOOL T	0	0	0	30	87	117	30	25.64%	
0310	MC CLAVE RE-2		DISTRICT TOTAL		1	1	2	69	193	266	73	27.44%	
0470	ST VRAIN VALLEY RE 1J	0060	LEGACY ELEMENTARY SCHOOL	PK	1	2	1	13	54	71	17	23.94%	
0470	ST VRAIN VALLEY RE 1J	0060	LEGACY ELEMENTARY SCHOOL	HALF DAY	0	3	0	8	55	66	11	16.67%	
0470	ST VRAIN VALLEY RE 1J	0060	LEGACY ELEMENTARY SCHOOL	KINDERG/	0	1	0	0	24	25	1	4.00%	

COLORADO DEPARTMENT OF EDUCATION
FALL 2007 PUPIL MEMBERSHIP BY DISTRICT, SCHOOL, GRADE, RACE/ETHNICITY, AND GENDER

District Code	DISTRICT	School Code	SCHOOL	GRADE	AMERICAN	ASIAN OR	BLACK (NOT	WHITE (NOT		Total	Total	
					INDIAN OR ALASKAN NATIVE	PACIFIC ISLANDER	HISPANIC)	HISPANIC	HISPANIC)		Minority	% Minority
0470	ST VRAIN VALLEY RE 1J	0060	LEGACY ELEMENTARY SCHOOL	1ST	0	4	0	9	67	80	13	16.25%
0470	ST VRAIN VALLEY RE 1J	0060	LEGACY ELEMENTARY SCHOOL	2ND	0	1	2	8	78	89	11	12.36%
0470	ST VRAIN VALLEY RE 1J	0060	LEGACY ELEMENTARY SCHOOL	3RD	1	3	0	10	62	76	14	18.42%
0470	ST VRAIN VALLEY RE 1J	0060	LEGACY ELEMENTARY SCHOOL	4TH	0	2	0	10	78	90	12	13.33%
0470	ST VRAIN VALLEY RE 1J	0060	LEGACY ELEMENTARY SCHOOL	5TH	0	1	2	13	70	86	16	18.60%
0470	ST VRAIN VALLEY RE 1J	0060	LEGACY ELEMENTARY SCHOOL	SCHOOL T	2	17	5	71	488	583	95	16.30%
0470	ST VRAIN VALLEY RE 1J	0061	ALPINE ELEMENTARY SCHOOL	PK	1	3	1	6	43	54	11	20.37%
0470	ST VRAIN VALLEY RE 1J	0061	ALPINE ELEMENTARY SCHOOL	HALF DAY	1	5	0	11	57	74	17	22.97%
0470	ST VRAIN VALLEY RE 1J	0061	ALPINE ELEMENTARY SCHOOL	1ST	3	7	1	9	61	81	20	24.69%
0470	ST VRAIN VALLEY RE 1J	0061	ALPINE ELEMENTARY SCHOOL	2ND	1	5	1	14	53	74	21	28.38%
0470	ST VRAIN VALLEY RE 1J	0061	ALPINE ELEMENTARY SCHOOL	3RD	3	1	1	14	57	76	19	25.00%
0470	ST VRAIN VALLEY RE 1J	0061	ALPINE ELEMENTARY SCHOOL	4TH	2	7	0	15	54	78	24	30.77%
0470	ST VRAIN VALLEY RE 1J	0061	ALPINE ELEMENTARY SCHOOL	5TH	1	4	0	9	42	56	14	25.00%
0470	ST VRAIN VALLEY RE 1J	0061	ALPINE ELEMENTARY SCHOOL	SCHOOL T	12	32	4	78	367	493	126	25.56%
0470	ST VRAIN VALLEY RE 1J	0226	ALTONA MIDDLE SCHOOL	5TH	0	15	5	19	115	154	39	25.32%
0470	ST VRAIN VALLEY RE 1J	0226	ALTONA MIDDLE SCHOOL	6TH	2	10	5	18	142	177	35	19.77%
0470	ST VRAIN VALLEY RE 1J	0226	ALTONA MIDDLE SCHOOL	7TH	2	13	6	19	127	167	40	23.95%
0470	ST VRAIN VALLEY RE 1J	0226	ALTONA MIDDLE SCHOOL	8TH	0	9	6	20	143	178	35	19.66%
0470	ST VRAIN VALLEY RE 1J	0226	ALTONA MIDDLE SCHOOL	SCHOOL T	4	47	22	76	527	676	149	22.04%
0470	ST VRAIN VALLEY RE 1J	1148	BURLINGTON ELEMENTARY SCHOOL	PK	0	1	0	14	30	45	15	33.33%
0470	ST VRAIN VALLEY RE 1J	1148	BURLINGTON ELEMENTARY SCHOOL	HALF DAY	0	1	1	16	53	71	18	25.35%
0470	ST VRAIN VALLEY RE 1J	1148	BURLINGTON ELEMENTARY SCHOOL	1ST	0	3	1	18	54	76	22	28.95%
0470	ST VRAIN VALLEY RE 1J	1148	BURLINGTON ELEMENTARY SCHOOL	2ND	0	2	0	22	48	72	24	33.33%
0470	ST VRAIN VALLEY RE 1J	1148	BURLINGTON ELEMENTARY SCHOOL	3RD	1	2	4	16	50	73	23	31.51%
0470	ST VRAIN VALLEY RE 1J	1148	BURLINGTON ELEMENTARY SCHOOL	4TH	1	2	2	17	51	73	22	30.14%
0470	ST VRAIN VALLEY RE 1J	1148	BURLINGTON ELEMENTARY SCHOOL	5TH	1	1	5	14	63	84	21	25.00%
0470	ST VRAIN VALLEY RE 1J	1148	BURLINGTON ELEMENTARY SCHOOL	SCHOOL T	3	12	13	117	349	494	145	29.35%
0470	ST VRAIN VALLEY RE 1J	1284	CARBON VALLEY ACADEMY	PK	0	4	1	5	77	87	10	11.49%
0470	ST VRAIN VALLEY RE 1J	1284	CARBON VALLEY ACADEMY	HALF DAY	1	2	2	5	35	45	10	22.22%
0470	ST VRAIN VALLEY RE 1J	1284	CARBON VALLEY ACADEMY	KINDERG/	0	0	0	3	17	20	3	15.00%
0470	ST VRAIN VALLEY RE 1J	1284	CARBON VALLEY ACADEMY	1ST	0	1	0	1	49	51	2	3.92%
0470	ST VRAIN VALLEY RE 1J	1284	CARBON VALLEY ACADEMY	2ND	1	1	2	8	59	71	12	16.90%
0470	ST VRAIN VALLEY RE 1J	1284	CARBON VALLEY ACADEMY	3RD	0	1	1	5	39	46	7	15.22%
0470	ST VRAIN VALLEY RE 1J	1284	CARBON VALLEY ACADEMY	4TH	0	1	0	7	43	51	8	15.69%
0470	ST VRAIN VALLEY RE 1J	1284	CARBON VALLEY ACADEMY	5TH	1	0	1	9	32	43	11	25.58%
0470	ST VRAIN VALLEY RE 1J	1284	CARBON VALLEY ACADEMY	6TH	0	0	0	3	23	26	3	11.54%
0470	ST VRAIN VALLEY RE 1J	1284	CARBON VALLEY ACADEMY	7TH	0	0	0	3	15	18	3	16.67%
0470	ST VRAIN VALLEY RE 1J	1284	CARBON VALLEY ACADEMY	8TH	0	0	0	0	14	14	0	0.00%
0470	ST VRAIN VALLEY RE 1J	1284	CARBON VALLEY ACADEMY	SCHOOL T	3	10	7	49	403	472	69	14.62%
0470	ST VRAIN VALLEY RE 1J	1434	CENTRAL ELEMENTARY SCHOOL	PK	2	4	0	11	30	47	17	36.17%
0470	ST VRAIN VALLEY RE 1J	1434	CENTRAL ELEMENTARY SCHOOL	HALF DAY	0	0	1	3	14	18	4	22.22%
0470	ST VRAIN VALLEY RE 1J	1434	CENTRAL ELEMENTARY SCHOOL	KINDERG/	0	1	1	29	16	47	31	65.96%
0470	ST VRAIN VALLEY RE 1J	1434	CENTRAL ELEMENTARY SCHOOL	1ST	0	1	0	24	29	54	25	46.30%
0470	ST VRAIN VALLEY RE 1J	1434	CENTRAL ELEMENTARY SCHOOL	2ND	1	1	1	35	28	66	38	57.58%
0470	ST VRAIN VALLEY RE 1J	1434	CENTRAL ELEMENTARY SCHOOL	3RD	1	0	1	29	30	61	31	50.82%
0470	ST VRAIN VALLEY RE 1J	1434	CENTRAL ELEMENTARY SCHOOL	4TH	0	0	0	23	25	48	23	47.92%
0470	ST VRAIN VALLEY RE 1J	1434	CENTRAL ELEMENTARY SCHOOL	5TH	2	1	0	19	35	57	22	38.60%
0470	ST VRAIN VALLEY RE 1J	1434	CENTRAL ELEMENTARY SCHOOL	SCHOOL T	6	8	4	173	207	398	191	47.99%
0470	ST VRAIN VALLEY RE 1J	1844	COLUMBINE ELEMENTARY SCHOOL	KINDERG/	0	0	0	56	12	68	56	82.35%
0470	ST VRAIN VALLEY RE 1J	1844	COLUMBINE ELEMENTARY SCHOOL	1ST	1	1	0	55	16	73	57	78.08%
0470	ST VRAIN VALLEY RE 1J	1844	COLUMBINE ELEMENTARY SCHOOL	2ND	2	0	2	48	9	61	52	85.25%
0470	ST VRAIN VALLEY RE 1J	1844	COLUMBINE ELEMENTARY SCHOOL	3RD	1	0	2	47	8	58	50	86.21%
0470	ST VRAIN VALLEY RE 1J	1844	COLUMBINE ELEMENTARY SCHOOL	4TH	0	1	1	45	10	57	47	82.46%
0470	ST VRAIN VALLEY RE 1J	1844	COLUMBINE ELEMENTARY SCHOOL	5TH	1	0	1	51	7	60	53	88.33%
0470	ST VRAIN VALLEY RE 1J	1844	COLUMBINE ELEMENTARY SCHOOL	SCHOOL T	5	2	6	302	62	377	315	83.55%
0470	ST VRAIN VALLEY RE 1J	2343	EAGLE CREST ELEMENTARY SCHOOL	HALF DAY	0	11	4	13	91	119	28	23.53%
0470	ST VRAIN VALLEY RE 1J	2343	EAGLE CREST ELEMENTARY SCHOOL	1ST	0	7	2	15	97	121	24	19.83%
0470	ST VRAIN VALLEY RE 1J	2343	EAGLE CREST ELEMENTARY SCHOOL	2ND	1	13	2	11	88	115	27	23.48%
0470	ST VRAIN VALLEY RE 1J	2343	EAGLE CREST ELEMENTARY SCHOOL	3RD	0	7	3	13	85	108	23	21.30%
0470	ST VRAIN VALLEY RE 1J	2343	EAGLE CREST ELEMENTARY SCHOOL	4TH	1	11	2	10	96	120	24	20.00%
0470	ST VRAIN VALLEY RE 1J	2343	EAGLE CREST ELEMENTARY SCHOOL	SCHOOL T	2	49	13	62	457	583	126	21.61%
0470	ST VRAIN VALLEY RE 1J	2758	ERIE ELEMENTARY SCHOOL	PK	0	1	0	6	50	57	7	12.28%
0470	ST VRAIN VALLEY RE 1J	2758	ERIE ELEMENTARY SCHOOL	HALF DAY	0	1	2	13	148	164	16	9.76%



COLORADO DEPARTMENT OF EDUCATION
FALL 2007 PUPIL MEMBERSHIP BY DISTRICT, SCHOOL, GRADE, RACE/ETHNICITY, AND GENDER

District Code	DISTRICT	School Code	SCHOOL	GRADE	AMERICAN	ASIAN OR	BLACK (NOT	WHITE (NOT		Total	Total	
					INDIAN OR ALASKAN NATIVE	PACIFIC ISLANDER	HISPANIC)	HISPANIC	HISPANIC)		Minority	% Minority
0470	ST VRAIN VALLEY RE 1J	2758	ERIE ELEMENTARY SCHOOL	1ST	0	5	5	20	128	158	30	18.99%
0470	ST VRAIN VALLEY RE 1J	2758	ERIE ELEMENTARY SCHOOL	2ND	1	8	1	22	123	155	32	20.65%
0470	ST VRAIN VALLEY RE 1J	2758	ERIE ELEMENTARY SCHOOL	3RD	0	6	2	21	113	142	29	20.42%
0470	ST VRAIN VALLEY RE 1J	2758	ERIE ELEMENTARY SCHOOL	4TH	0	4	0	19	108	131	23	17.56%
0470	ST VRAIN VALLEY RE 1J	2758	ERIE ELEMENTARY SCHOOL	SCHOOL T	1	25	10	101	670	807	137	16.98%
0470	ST VRAIN VALLEY RE 1J	2760	ERIE MIDDLE SCHOOL	5TH	0	5	1	15	114	135	21	15.56%
0470	ST VRAIN VALLEY RE 1J	2760	ERIE MIDDLE SCHOOL	6TH	2	5	1	20	113	141	28	19.86%
0470	ST VRAIN VALLEY RE 1J	2760	ERIE MIDDLE SCHOOL	7TH	1	9	2	19	109	140	31	22.14%
0470	ST VRAIN VALLEY RE 1J	2760	ERIE MIDDLE SCHOOL	8TH	2	6	3	20	105	136	31	22.79%
0470	ST VRAIN VALLEY RE 1J	2760	ERIE MIDDLE SCHOOL	SCHOOL T	5	25	7	74	441	552	111	20.11%
0470	ST VRAIN VALLEY RE 1J	2761	ERIE HIGH SCHOOL	9TH	3	7	0	18	126	154	28	18.18%
0470	ST VRAIN VALLEY RE 1J	2761	ERIE HIGH SCHOOL	10TH	3	7	4	11	110	135	25	18.52%
0470	ST VRAIN VALLEY RE 1J	2761	ERIE HIGH SCHOOL	11TH	1	11	3	26	123	164	41	25.00%
0470	ST VRAIN VALLEY RE 1J	2761	ERIE HIGH SCHOOL	12TH	1	7	2	19	99	128	29	22.66%
0470	ST VRAIN VALLEY RE 1J	2761	ERIE HIGH SCHOOL	SCHOOL T	8	32	9	74	458	581	123	21.17%
0470	ST VRAIN VALLEY RE 1J	2912	FALL RIVER ELEMENTARY SCHOOL	PK	0	4	0	5	49	58	9	15.52%
0470	ST VRAIN VALLEY RE 1J	2912	FALL RIVER ELEMENTARY SCHOOL	HALF DAY	1	8	2	5	72	88	16	18.18%
0470	ST VRAIN VALLEY RE 1J	2912	FALL RIVER ELEMENTARY SCHOOL	1ST	0	4	2	11	81	98	17	17.35%
0470	ST VRAIN VALLEY RE 1J	2912	FALL RIVER ELEMENTARY SCHOOL	2ND	0	6	1	16	79	102	23	22.55%
0470	ST VRAIN VALLEY RE 1J	2912	FALL RIVER ELEMENTARY SCHOOL	3RD	0	4	2	8	89	103	14	13.59%
0470	ST VRAIN VALLEY RE 1J	2912	FALL RIVER ELEMENTARY SCHOOL	4TH	0	5	1	13	69	88	19	21.59%
0470	ST VRAIN VALLEY RE 1J	2912	FALL RIVER ELEMENTARY SCHOOL	5TH	1	8	1	13	76	99	23	23.23%
0470	ST VRAIN VALLEY RE 1J	2912	FALL RIVER ELEMENTARY SCHOOL	SCHOOL T	2	39	9	71	515	636	121	19.03%
0470	ST VRAIN VALLEY RE 1J	2964	FLAGSTAFF CHARTER ACADEMY	HALF DAY	0	2	0	0	42	44	2	4.55%
0470	ST VRAIN VALLEY RE 1J	2964	FLAGSTAFF CHARTER ACADEMY	KINDERG/	0	0	0	2	22	24	2	8.33%
0470	ST VRAIN VALLEY RE 1J	2964	FLAGSTAFF CHARTER ACADEMY	1ST	0	3	0	2	68	73	5	6.85%
0470	ST VRAIN VALLEY RE 1J	2964	FLAGSTAFF CHARTER ACADEMY	2ND	0	4	2	5	59	70	11	15.71%
0470	ST VRAIN VALLEY RE 1J	2964	FLAGSTAFF CHARTER ACADEMY	3RD	0	2	0	3	67	72	5	6.94%
0470	ST VRAIN VALLEY RE 1J	2964	FLAGSTAFF CHARTER ACADEMY	4TH	0	5	0	1	46	52	6	11.54%
0470	ST VRAIN VALLEY RE 1J	2964	FLAGSTAFF CHARTER ACADEMY	5TH	0	1	0	0	24	25	1	4.00%
0470	ST VRAIN VALLEY RE 1J	2964	FLAGSTAFF CHARTER ACADEMY	6TH	0	0	1	2	34	37	3	8.11%
0470	ST VRAIN VALLEY RE 1J	2964	FLAGSTAFF CHARTER ACADEMY	7TH	0	2	0	3	25	30	5	16.67%
0470	ST VRAIN VALLEY RE 1J	2964	FLAGSTAFF CHARTER ACADEMY	8TH	0	1	0	1	15	17	2	11.76%
0470	ST VRAIN VALLEY RE 1J	2964	FLAGSTAFF CHARTER ACADEMY	SCHOOL T	0	20	3	19	402	444	42	9.46%
0470	ST VRAIN VALLEY RE 1J	3192	FREDERICK ELEMENTARY SCHOOL	PK	1	0	0	16	22	39	17	43.59%
0470	ST VRAIN VALLEY RE 1J	3192	FREDERICK ELEMENTARY SCHOOL	HALF DAY	0	1	0	21	47	69	22	31.88%
0470	ST VRAIN VALLEY RE 1J	3192	FREDERICK ELEMENTARY SCHOOL	KINDERG/	0	0	0	7	8	15	7	46.67%
0470	ST VRAIN VALLEY RE 1J	3192	FREDERICK ELEMENTARY SCHOOL	1ST	2	5	2	50	49	108	59	54.63%
0470	ST VRAIN VALLEY RE 1J	3192	FREDERICK ELEMENTARY SCHOOL	2ND	2	0	0	36	49	87	38	43.68%
0470	ST VRAIN VALLEY RE 1J	3192	FREDERICK ELEMENTARY SCHOOL	3RD	2	1	0	39	35	77	42	54.55%
0470	ST VRAIN VALLEY RE 1J	3192	FREDERICK ELEMENTARY SCHOOL	4TH	1	3	0	43	36	83	47	56.63%
0470	ST VRAIN VALLEY RE 1J	3192	FREDERICK ELEMENTARY SCHOOL	5TH	0	3	1	42	40	86	46	53.49%
0470	ST VRAIN VALLEY RE 1J	3192	FREDERICK ELEMENTARY SCHOOL	SCHOOL T	8	13	3	254	286	564	278	49.29%
0470	ST VRAIN VALLEY RE 1J	3194	COAL RIDGE MIDDLE SCHOOL	6TH	0	6	3	64	180	253	73	28.85%
0470	ST VRAIN VALLEY RE 1J	3194	COAL RIDGE MIDDLE SCHOOL	7TH	1	10	2	78	175	266	91	34.21%
0470	ST VRAIN VALLEY RE 1J	3194	COAL RIDGE MIDDLE SCHOOL	8TH	3	6	3	67	171	250	79	31.60%
0470	ST VRAIN VALLEY RE 1J	3194	COAL RIDGE MIDDLE SCHOOL	SCHOOL T	4	22	8	209	526	769	243	31.60%
0470	ST VRAIN VALLEY RE 1J	3196	FREDERICK SENIOR HIGH SCHOOL	9TH	3	10	2	77	164	256	92	35.94%
0470	ST VRAIN VALLEY RE 1J	3196	FREDERICK SENIOR HIGH SCHOOL	10TH	3	6	2	76	171	258	87	33.72%
0470	ST VRAIN VALLEY RE 1J	3196	FREDERICK SENIOR HIGH SCHOOL	11TH	1	6	1	71	119	198	79	39.90%
0470	ST VRAIN VALLEY RE 1J	3196	FREDERICK SENIOR HIGH SCHOOL	12TH	1	4	1	39	103	148	45	30.41%
0470	ST VRAIN VALLEY RE 1J	3196	FREDERICK SENIOR HIGH SCHOOL	SCHOOL T	8	26	6	263	557	860	303	35.23%
0470	ST VRAIN VALLEY RE 1J	4202	HYGIENE ELEMENTARY SCHOOL	HALF DAY	1	4	0	4	38	47	9	19.15%
0470	ST VRAIN VALLEY RE 1J	4202	HYGIENE ELEMENTARY SCHOOL	KINDERG/	0	1	1	2	21	25	4	16.00%
0470	ST VRAIN VALLEY RE 1J	4202	HYGIENE ELEMENTARY SCHOOL	1ST	0	5	0	9	53	67	14	20.90%
0470	ST VRAIN VALLEY RE 1J	4202	HYGIENE ELEMENTARY SCHOOL	2ND	0	2	1	2	69	74	5	6.76%
0470	ST VRAIN VALLEY RE 1J	4202	HYGIENE ELEMENTARY SCHOOL	3RD	0	2	0	2	59	63	4	6.35%
0470	ST VRAIN VALLEY RE 1J	4202	HYGIENE ELEMENTARY SCHOOL	4TH	0	6	0	5	72	83	11	13.25%
0470	ST VRAIN VALLEY RE 1J	4202	HYGIENE ELEMENTARY SCHOOL	5TH	0	2	0	2	48	52	4	7.69%
0470	ST VRAIN VALLEY RE 1J	4202	HYGIENE ELEMENTARY SCHOOL	SCHOOL T	1	22	2	26	360	411	51	12.41%
0470	ST VRAIN VALLEY RE 1J	4278	INDIAN PEAKS ELEMENTARY SCHOOL	PK	1	1	0	16	8	26	18	69.23%
0470	ST VRAIN VALLEY RE 1J	4278	INDIAN PEAKS ELEMENTARY SCHOOL	KINDERG/	0	3	1	74	21	99	78	78.79%
0470	ST VRAIN VALLEY RE 1J	4278	INDIAN PEAKS ELEMENTARY SCHOOL	1ST	0	1	0	59	14	74	60	81.08%



COLORADO DEPARTMENT OF EDUCATION
FALL 2007 PUPIL MEMBERSHIP BY DISTRICT, SCHOOL, GRADE, RACE/ETHNICITY, AND GENDER

District Code	DISTRICT	School Code	SCHOOL	GRADE	AMERICAN INDIAN OR ALASKAN NATIVE	ASIAN OR PACIFIC ISLANDER	BLACK (NOT HISPANIC)	HISPANIC	WHITE (NOT HISPANIC)	Total	Total	
											Minority	% Minority
0470	ST VRAIN VALLEY RE 1J	4278	INDIAN PEAKS ELEMENTARY SCHOOL	2ND	0	0	1	59	11	71	60	84.51%
0470	ST VRAIN VALLEY RE 1J	4278	INDIAN PEAKS ELEMENTARY SCHOOL	3RD	1	0	1	43	10	55	45	81.82%
0470	ST VRAIN VALLEY RE 1J	4278	INDIAN PEAKS ELEMENTARY SCHOOL	4TH	0	1	1	42	16	60	44	73.33%
0470	ST VRAIN VALLEY RE 1J	4278	INDIAN PEAKS ELEMENTARY SCHOOL	5TH	0	1	0	40	25	66	41	62.12%
0470	ST VRAIN VALLEY RE 1J	4278	INDIAN PEAKS ELEMENTARY SCHOOL	SCHOOL T	2	7	4	333	105	451	346	76.72%
0470	ST VRAIN VALLEY RE 1J	5246	LOMA LINDA ELEMENTARY SCHOOL	PK	0	3	0	20	14	37	23	62.16%
0470	ST VRAIN VALLEY RE 1J	5246	LOMA LINDA ELEMENTARY SCHOOL	KINDERG/	0	0	0	63	26	89	63	70.79%
0470	ST VRAIN VALLEY RE 1J	5246	LOMA LINDA ELEMENTARY SCHOOL	1ST	0	0	2	47	16	65	49	75.38%
0470	ST VRAIN VALLEY RE 1J	5246	LOMA LINDA ELEMENTARY SCHOOL	2ND	0	1	0	57	12	70	58	82.86%
0470	ST VRAIN VALLEY RE 1J	5246	LOMA LINDA ELEMENTARY SCHOOL	3RD	0	0	2	46	25	73	48	65.75%
0470	ST VRAIN VALLEY RE 1J	5246	LOMA LINDA ELEMENTARY SCHOOL	4TH	1	0	1	32	18	52	34	65.38%
0470	ST VRAIN VALLEY RE 1J	5246	LOMA LINDA ELEMENTARY SCHOOL	5TH	0	1	2	52	31	86	55	63.95%
0470	ST VRAIN VALLEY RE 1J	5246	LOMA LINDA ELEMENTARY SCHOOL	SCHOOL T	1	5	7	317	142	472	330	69.92%
0470	ST VRAIN VALLEY RE 1J	5282	LONGMONT HIGH SCHOOL	9TH	1	5	6	96	194	302	108	35.76%
0470	ST VRAIN VALLEY RE 1J	5282	LONGMONT HIGH SCHOOL	10TH	3	5	4	97	230	339	109	32.15%
0470	ST VRAIN VALLEY RE 1J	5282	LONGMONT HIGH SCHOOL	11TH	1	4	3	70	248	326	78	23.93%
0470	ST VRAIN VALLEY RE 1J	5282	LONGMONT HIGH SCHOOL	12TH	3	4	6	59	282	354	72	20.34%
0470	ST VRAIN VALLEY RE 1J	5282	LONGMONT HIGH SCHOOL	SCHOOL T	8	18	19	322	954	1,321	367	27.78%
0470	ST VRAIN VALLEY RE 1J	5284	LONGMONT ESTATES ELEMENTARY SCHOOL	PK	0	5	1	4	50	60	10	16.67%
0470	ST VRAIN VALLEY RE 1J	5284	LONGMONT ESTATES ELEMENTARY SCHOOL	HALF DAY	0	4	2	5	31	42	11	26.19%
0470	ST VRAIN VALLEY RE 1J	5284	LONGMONT ESTATES ELEMENTARY SCHOOL	KINDERG/	0	2	0	2	20	24	4	16.67%
0470	ST VRAIN VALLEY RE 1J	5284	LONGMONT ESTATES ELEMENTARY SCHOOL	1ST	0	5	0	5	69	79	10	12.66%
0470	ST VRAIN VALLEY RE 1J	5284	LONGMONT ESTATES ELEMENTARY SCHOOL	2ND	0	7	1	7	47	62	15	24.19%
0470	ST VRAIN VALLEY RE 1J	5284	LONGMONT ESTATES ELEMENTARY SCHOOL	3RD	1	3	1	10	46	61	15	24.59%
0470	ST VRAIN VALLEY RE 1J	5284	LONGMONT ESTATES ELEMENTARY SCHOOL	4TH	1	6	0	5	70	82	12	14.63%
0470	ST VRAIN VALLEY RE 1J	5284	LONGMONT ESTATES ELEMENTARY SCHOOL	5TH	1	2	0	7	67	77	10	12.99%
0470	ST VRAIN VALLEY RE 1J	5284	LONGMONT ESTATES ELEMENTARY SCHOOL	SCHOOL T	3	34	5	45	400	487	87	17.86%
0470	ST VRAIN VALLEY RE 1J	5286	SUNSET MIDDLE SCHOOL	6TH	1	4	1	50	151	207	56	27.05%
0470	ST VRAIN VALLEY RE 1J	5286	SUNSET MIDDLE SCHOOL	7TH	3	6	5	42	125	181	56	30.94%
0470	ST VRAIN VALLEY RE 1J	5286	SUNSET MIDDLE SCHOOL	8TH	4	6	4	38	167	219	52	23.74%
0470	ST VRAIN VALLEY RE 1J	5286	SUNSET MIDDLE SCHOOL	SCHOOL T	8	16	10	130	443	607	164	27.02%
0470	ST VRAIN VALLEY RE 1J	5288	LONGS PEAK MIDDLE SCHOOL	6TH	6	6	4	86	62	164	102	62.20%
0470	ST VRAIN VALLEY RE 1J	5288	LONGS PEAK MIDDLE SCHOOL	7TH	2	1	3	62	87	155	68	43.87%
0470	ST VRAIN VALLEY RE 1J	5288	LONGS PEAK MIDDLE SCHOOL	8TH	3	3	0	69	102	177	75	42.37%
0470	ST VRAIN VALLEY RE 1J	5288	LONGS PEAK MIDDLE SCHOOL	SCHOOL T	11	10	7	217	251	496	245	49.40%
0470	ST VRAIN VALLEY RE 1J	5364	LYONS ELEMENTARY SCHOOL	PK	0	2	0	1	28	31	3	9.68%
0470	ST VRAIN VALLEY RE 1J	5364	LYONS ELEMENTARY SCHOOL	HALF DAY	0	2	0	3	19	24	5	20.83%
0470	ST VRAIN VALLEY RE 1J	5364	LYONS ELEMENTARY SCHOOL	KINDERG/	0	0	0	4	20	24	4	16.67%
0470	ST VRAIN VALLEY RE 1J	5364	LYONS ELEMENTARY SCHOOL	1ST	1	1	0	4	27	33	6	18.18%
0470	ST VRAIN VALLEY RE 1J	5364	LYONS ELEMENTARY SCHOOL	2ND	0	3	0	5	38	46	8	17.39%
0470	ST VRAIN VALLEY RE 1J	5364	LYONS ELEMENTARY SCHOOL	3RD	0	0	1	2	26	29	3	10.34%
0470	ST VRAIN VALLEY RE 1J	5364	LYONS ELEMENTARY SCHOOL	4TH	0	1	0	4	37	42	5	11.90%
0470	ST VRAIN VALLEY RE 1J	5364	LYONS ELEMENTARY SCHOOL	5TH	0	1	0	4	41	46	5	10.87%
0470	ST VRAIN VALLEY RE 1J	5364	LYONS ELEMENTARY SCHOOL	SCHOOL T	1	10	1	27	236	275	39	14.18%
0470	ST VRAIN VALLEY RE 1J	5368	LYONS MIDDLE/SENIOR HIGH SCHOOL	6TH	0	1	0	4	49	54	5	9.26%
0470	ST VRAIN VALLEY RE 1J	5368	LYONS MIDDLE/SENIOR HIGH SCHOOL	7TH	0	1	0	1	63	65	2	3.08%
0470	ST VRAIN VALLEY RE 1J	5368	LYONS MIDDLE/SENIOR HIGH SCHOOL	8TH	1	0	0	6	51	58	7	12.07%
0470	ST VRAIN VALLEY RE 1J	5368	LYONS MIDDLE/SENIOR HIGH SCHOOL	9TH	0	2	0	6	77	85	8	9.41%
0470	ST VRAIN VALLEY RE 1J	5368	LYONS MIDDLE/SENIOR HIGH SCHOOL	10TH	0	1	1	5	60	67	7	10.45%
0470	ST VRAIN VALLEY RE 1J	5368	LYONS MIDDLE/SENIOR HIGH SCHOOL	11TH	0	2	0	4	49	55	6	10.91%
0470	ST VRAIN VALLEY RE 1J	5368	LYONS MIDDLE/SENIOR HIGH SCHOOL	12TH	0	1	1	2	56	60	4	6.67%
0470	ST VRAIN VALLEY RE 1J	5368	LYONS MIDDLE/SENIOR HIGH SCHOOL	SCHOOL T	1	8	2	28	405	444	39	8.78%
0470	ST VRAIN VALLEY RE 1J	5726	MEAD ELEMENTARY SCHOOL	PK	0	0	0	5	38	43	5	11.63%
0470	ST VRAIN VALLEY RE 1J	5726	MEAD ELEMENTARY SCHOOL	HALF DAY	1	2	0	3	27	33	6	18.18%
0470	ST VRAIN VALLEY RE 1J	5726	MEAD ELEMENTARY SCHOOL	KINDERG/	0	0	0	3	17	20	3	15.00%
0470	ST VRAIN VALLEY RE 1J	5726	MEAD ELEMENTARY SCHOOL	1ST	0	4	1	5	58	68	10	14.71%
0470	ST VRAIN VALLEY RE 1J	5726	MEAD ELEMENTARY SCHOOL	2ND	0	2	0	5	67	74	7	9.46%
0470	ST VRAIN VALLEY RE 1J	5726	MEAD ELEMENTARY SCHOOL	3RD	0	1	0	11	85	97	12	12.37%
0470	ST VRAIN VALLEY RE 1J	5726	MEAD ELEMENTARY SCHOOL	4TH	0	2	1	7	78	88	10	11.36%
0470	ST VRAIN VALLEY RE 1J	5726	MEAD ELEMENTARY SCHOOL	5TH	0	2	0	10	70	82	12	14.63%
0470	ST VRAIN VALLEY RE 1J	5726	MEAD ELEMENTARY SCHOOL	SCHOOL T	1	13	2	49	440	505	65	12.87%
0470	ST VRAIN VALLEY RE 1J	5730	MEAD MIDDLE SCHOOL	6TH	0	2	2	12	85	101	16	15.84%
0470	ST VRAIN VALLEY RE 1J	5730	MEAD MIDDLE SCHOOL	7TH	0	2	0	10	106	118	12	10.17%

COLORADO DEPARTMENT OF EDUCATION
FALL 2007 PUPIL MEMBERSHIP BY DISTRICT, SCHOOL, GRADE, RACE/ETHNICITY, AND GENDER

District Code	DISTRICT	School Code	SCHOOL	GRADE	AMERICAN INDIAN OR ALASKAN NATIVE	ASIAN OR PACIFIC ISLANDER	BLACK (NOT HISPANIC)	HISPANIC	WHITE (NOT HISPANIC)	Total	Total	
											Minority	% Minority
0470	ST VRAIN VALLEY RE 1J	5730	MEAD MIDDLE SCHOOL	8TH	1	2	2	10	91	106	15	14.15%
0470	ST VRAIN VALLEY RE 1J	5730	MEAD MIDDLE SCHOOL	SCHOOL T	1	6	4	32	282	325	43	13.23%
0470	ST VRAIN VALLEY RE 1J	6156	MOUNTAIN VIEW ELEMENTARY SCHOOL	PK	2	5	1	13	27	48	21	43.75%
0470	ST VRAIN VALLEY RE 1J	6156	MOUNTAIN VIEW ELEMENTARY SCHOOL	KINDERG/	0	1	0	26	32	59	27	45.76%
0470	ST VRAIN VALLEY RE 1J	6156	MOUNTAIN VIEW ELEMENTARY SCHOOL	1ST	0	2	2	15	34	53	19	35.85%
0470	ST VRAIN VALLEY RE 1J	6156	MOUNTAIN VIEW ELEMENTARY SCHOOL	2ND	1	2	2	25	20	50	30	60.00%
0470	ST VRAIN VALLEY RE 1J	6156	MOUNTAIN VIEW ELEMENTARY SCHOOL	3RD	1	3	4	15	22	45	23	51.11%
0470	ST VRAIN VALLEY RE 1J	6156	MOUNTAIN VIEW ELEMENTARY SCHOOL	4TH	0	4	2	20	12	38	26	68.42%
0470	ST VRAIN VALLEY RE 1J	6156	MOUNTAIN VIEW ELEMENTARY SCHOOL	5TH	0	3	0	29	33	65	32	49.23%
0470	ST VRAIN VALLEY RE 1J	6156	MOUNTAIN VIEW ELEMENTARY SCHOOL	SCHOOL T	4	20	11	143	180	358	178	49.72%
0470	ST VRAIN VALLEY RE 1J	6274	NIWOT ELEMENTARY SCHOOL	PK	1	9	1	4	39	54	15	27.78%
0470	ST VRAIN VALLEY RE 1J	6274	NIWOT ELEMENTARY SCHOOL	HALF DAY	0	4	1	2	35	42	7	16.67%
0470	ST VRAIN VALLEY RE 1J	6274	NIWOT ELEMENTARY SCHOOL	KINDERG/	0	1	0	0	23	24	1	4.17%
0470	ST VRAIN VALLEY RE 1J	6274	NIWOT ELEMENTARY SCHOOL	1ST	0	5	0	5	65	75	10	13.33%
0470	ST VRAIN VALLEY RE 1J	6274	NIWOT ELEMENTARY SCHOOL	2ND	2	6	2	5	62	77	15	19.48%
0470	ST VRAIN VALLEY RE 1J	6274	NIWOT ELEMENTARY SCHOOL	3RD	2	4	1	2	67	76	9	11.84%
0470	ST VRAIN VALLEY RE 1J	6274	NIWOT ELEMENTARY SCHOOL	4TH	0	12	1	3	67	83	16	19.28%
0470	ST VRAIN VALLEY RE 1J	6274	NIWOT ELEMENTARY SCHOOL	5TH	0	3	1	6	77	87	10	11.49%
0470	ST VRAIN VALLEY RE 1J	6274	NIWOT ELEMENTARY SCHOOL	SCHOOL T	5	44	7	27	435	518	83	16.02%
0470	ST VRAIN VALLEY RE 1J	6276	NIWOT HIGH SCHOOL	9TH	1	15	5	72	277	370	93	25.14%
0470	ST VRAIN VALLEY RE 1J	6276	NIWOT HIGH SCHOOL	10TH	4	16	2	53	291	366	75	20.49%
0470	ST VRAIN VALLEY RE 1J	6276	NIWOT HIGH SCHOOL	11TH	3	11	1	39	258	312	54	17.31%
0470	ST VRAIN VALLEY RE 1J	6276	NIWOT HIGH SCHOOL	12TH	2	10	0	29	248	289	41	14.19%
0470	ST VRAIN VALLEY RE 1J	6276	NIWOT HIGH SCHOOL	SCHOOL T	10	52	8	193	1,074	1,337	263	19.67%
0470	ST VRAIN VALLEY RE 1J	6344	HERITAGE MIDDLE SCHOOL	6TH	2	2	2	107	25	138	113	81.88%
0470	ST VRAIN VALLEY RE 1J	6344	HERITAGE MIDDLE SCHOOL	7TH	1	0	3	94	28	126	98	77.78%
0470	ST VRAIN VALLEY RE 1J	6344	HERITAGE MIDDLE SCHOOL	8TH	3	1	3	93	21	121	100	82.64%
0470	ST VRAIN VALLEY RE 1J	6344	HERITAGE MIDDLE SCHOOL	SCHOOL T	6	3	8	294	74	385	311	80.78%
0470	ST VRAIN VALLEY RE 1J	6404	NORTHTRIDGE ELEMENTARY SCHOOL	HALF DAY	1	0	0	50	17	68	51	75.00%
0470	ST VRAIN VALLEY RE 1J	6404	NORTHTRIDGE ELEMENTARY SCHOOL	1ST	1	0	1	59	24	85	61	71.76%
0470	ST VRAIN VALLEY RE 1J	6404	NORTHTRIDGE ELEMENTARY SCHOOL	2ND	0	1	1	37	13	52	39	75.00%
0470	ST VRAIN VALLEY RE 1J	6404	NORTHTRIDGE ELEMENTARY SCHOOL	3RD	0	0	2	43	21	66	45	68.18%
0470	ST VRAIN VALLEY RE 1J	6404	NORTHTRIDGE ELEMENTARY SCHOOL	4TH	0	1	0	48	14	63	49	77.78%
0470	ST VRAIN VALLEY RE 1J	6404	NORTHTRIDGE ELEMENTARY SCHOOL	5TH	1	3	1	35	22	62	40	64.52%
0470	ST VRAIN VALLEY RE 1J	6404	NORTHTRIDGE ELEMENTARY SCHOOL	SCHOOL T	3	5	5	272	111	396	285	71.97%
0470	ST VRAIN VALLEY RE 1J	6498	OLDE COLUMBINE HIGH SCHOOL	9TH	0	0	0	14	19	33	14	42.42%
0470	ST VRAIN VALLEY RE 1J	6498	OLDE COLUMBINE HIGH SCHOOL	10TH	1	0	0	9	20	30	10	33.33%
0470	ST VRAIN VALLEY RE 1J	6498	OLDE COLUMBINE HIGH SCHOOL	11TH	1	1	0	7	18	27	9	33.33%
0470	ST VRAIN VALLEY RE 1J	6498	OLDE COLUMBINE HIGH SCHOOL	12TH	0	0	0	1	17	18	1	5.56%
0470	ST VRAIN VALLEY RE 1J	6498	OLDE COLUMBINE HIGH SCHOOL	SCHOOL T	2	1	0	31	74	108	34	31.48%
0470	ST VRAIN VALLEY RE 1J	6499	ADULT EDUCATION/LINCOLN CENTER	11TH	1	0	0	13	11	25	14	56.00%
0470	ST VRAIN VALLEY RE 1J	6499	ADULT EDUCATION/LINCOLN CENTER	12TH	1	1	2	67	72	143	71	49.65%
0470	ST VRAIN VALLEY RE 1J	6499	ADULT EDUCATION/LINCOLN CENTER	SCHOOL T	2	1	2	80	83	168	85	50.60%
0470	ST VRAIN VALLEY RE 1J	7157	PRAIRIE RIDGE ELEMENTARY SCHOOL	PK	0	1	0	3	54	58	4	6.90%
0470	ST VRAIN VALLEY RE 1J	7157	PRAIRIE RIDGE ELEMENTARY SCHOOL	HALF DAY	0	0	1	29	91	121	30	24.79%
0470	ST VRAIN VALLEY RE 1J	7157	PRAIRIE RIDGE ELEMENTARY SCHOOL	1ST	2	3	3	24	94	126	32	25.40%
0470	ST VRAIN VALLEY RE 1J	7157	PRAIRIE RIDGE ELEMENTARY SCHOOL	2ND	1	2	0	35	77	115	38	33.04%
0470	ST VRAIN VALLEY RE 1J	7157	PRAIRIE RIDGE ELEMENTARY SCHOOL	3RD	3	3	1	38	65	110	45	40.91%
0470	ST VRAIN VALLEY RE 1J	7157	PRAIRIE RIDGE ELEMENTARY SCHOOL	4TH	2	3	0	20	73	98	25	25.51%
0470	ST VRAIN VALLEY RE 1J	7157	PRAIRIE RIDGE ELEMENTARY SCHOOL	5TH	2	2	0	32	80	116	36	31.03%
0470	ST VRAIN VALLEY RE 1J	7157	PRAIRIE RIDGE ELEMENTARY SCHOOL	SCHOOL T	10	14	5	181	534	744	210	28.23%
0470	ST VRAIN VALLEY RE 1J	7464	ROCKY MOUNTAIN ELEMENTARY SCHOOL	PK	0	1	1	47	12	61	49	80.33%
0470	ST VRAIN VALLEY RE 1J	7464	ROCKY MOUNTAIN ELEMENTARY SCHOOL	KINDERG/	2	1	0	65	7	75	68	90.67%
0470	ST VRAIN VALLEY RE 1J	7464	ROCKY MOUNTAIN ELEMENTARY SCHOOL	1ST	0	0	0	60	10	70	60	85.71%
0470	ST VRAIN VALLEY RE 1J	7464	ROCKY MOUNTAIN ELEMENTARY SCHOOL	2ND	0	0	1	63	10	74	64	86.49%
0470	ST VRAIN VALLEY RE 1J	7464	ROCKY MOUNTAIN ELEMENTARY SCHOOL	3RD	0	0	0	44	11	55	44	80.00%
0470	ST VRAIN VALLEY RE 1J	7464	ROCKY MOUNTAIN ELEMENTARY SCHOOL	4TH	0	0	1	48	9	58	49	84.48%
0470	ST VRAIN VALLEY RE 1J	7464	ROCKY MOUNTAIN ELEMENTARY SCHOOL	5TH	1	0	0	54	4	59	55	93.22%
0470	ST VRAIN VALLEY RE 1J	7464	ROCKY MOUNTAIN ELEMENTARY SCHOOL	SCHOOL T	3	2	3	381	63	452	389	86.06%
0470	ST VRAIN VALLEY RE 1J	7584	SANBORN ELEMENTARY SCHOOL	HALF DAY	0	1	0	5	32	38	6	15.79%
0470	ST VRAIN VALLEY RE 1J	7584	SANBORN ELEMENTARY SCHOOL	KINDERG/	0	0	0	2	22	24	2	8.33%
0470	ST VRAIN VALLEY RE 1J	7584	SANBORN ELEMENTARY SCHOOL	1ST	2	2	2	11	55	72	17	23.61%
0470	ST VRAIN VALLEY RE 1J	7584	SANBORN ELEMENTARY SCHOOL	2ND	1	2	1	16	51	71	20	28.17%



COLORADO DEPARTMENT OF EDUCATION
FALL 2007 PUPIL MEMBERSHIP BY DISTRICT, SCHOOL, GRADE, RACE/ETHNICITY, AND GENDER

District Code	DISTRICT	School Code	SCHOOL	GRADE	AMERICAN	ASIAN OR	BLACK (NOT	WHITE (NOT		Total	Total	
					INDIAN OR ALASKAN NATIVE	PACIFIC ISLANDER	HISPANIC)	HISPANIC	HISPANIC)		Minority	% Minority
0470	ST VRAIN VALLEY RE 1J	7584	SANBORN ELEMENTARY SCHOOL	3RD	3	2	0	10	55	70	15	21.43%
0470	ST VRAIN VALLEY RE 1J	7584	SANBORN ELEMENTARY SCHOOL	4TH	3	0	0	15	54	72	18	25.00%
0470	ST VRAIN VALLEY RE 1J	7584	SANBORN ELEMENTARY SCHOOL	5TH	0	2	0	7	39	48	9	18.75%
0470	ST VRAIN VALLEY RE 1J	7584	SANBORN ELEMENTARY SCHOOL	SCHOOL T	9	9	3	66	308	395	87	22.03%
0470	ST VRAIN VALLEY RE 1J	7789	SILVER CREEK HIGH SCHOOL	9TH	2	10	7	32	252	303	51	16.83%
0470	ST VRAIN VALLEY RE 1J	7789	SILVER CREEK HIGH SCHOOL	10TH	2	5	0	40	232	279	47	16.85%
0470	ST VRAIN VALLEY RE 1J	7789	SILVER CREEK HIGH SCHOOL	11TH	0	9	2	20	179	210	31	14.76%
0470	ST VRAIN VALLEY RE 1J	7789	SILVER CREEK HIGH SCHOOL	12TH	1	4	0	19	216	240	24	10.00%
0470	ST VRAIN VALLEY RE 1J	7789	SILVER CREEK HIGH SCHOOL	SCHOOL T	5	28	9	111	879	1,032	153	14.83%
0470	ST VRAIN VALLEY RE 1J	7954	SKYLINE HIGH SCHOOL	9TH	7	7	3	198	220	435	215	49.43%
0470	ST VRAIN VALLEY RE 1J	7954	SKYLINE HIGH SCHOOL	10TH	4	11	5	158	184	362	178	49.17%
0470	ST VRAIN VALLEY RE 1J	7954	SKYLINE HIGH SCHOOL	11TH	2	8	5	141	164	320	156	48.75%
0470	ST VRAIN VALLEY RE 1J	7954	SKYLINE HIGH SCHOOL	12TH	7	9	6	103	202	327	125	38.23%
0470	ST VRAIN VALLEY RE 1J	7954	SKYLINE HIGH SCHOOL	SCHOOL T	20	35	19	600	770	1,444	674	46.68%
0470	ST VRAIN VALLEY RE 1J	8140	SPANGLER ELEMENTARY SCHOOL	PK	0	0	0	28	4	32	28	87.50%
0470	ST VRAIN VALLEY RE 1J	8140	SPANGLER ELEMENTARY SCHOOL	KINDERG/	1	0	1	59	16	77	61	79.22%
0470	ST VRAIN VALLEY RE 1J	8140	SPANGLER ELEMENTARY SCHOOL	1ST	0	1	0	54	8	63	55	87.30%
0470	ST VRAIN VALLEY RE 1J	8140	SPANGLER ELEMENTARY SCHOOL	2ND	0	0	0	54	12	66	54	81.82%
0470	ST VRAIN VALLEY RE 1J	8140	SPANGLER ELEMENTARY SCHOOL	3RD	0	0	0	58	7	65	58	89.23%
0470	ST VRAIN VALLEY RE 1J	8140	SPANGLER ELEMENTARY SCHOOL	4TH	2	1	1	43	8	55	47	85.45%
0470	ST VRAIN VALLEY RE 1J	8140	SPANGLER ELEMENTARY SCHOOL	5TH	0	0	1	49	3	53	50	94.34%
0470	ST VRAIN VALLEY RE 1J	8140	SPANGLER ELEMENTARY SCHOOL	SCHOOL T	3	2	3	345	58	411	353	85.89%
0470	ST VRAIN VALLEY RE 1J	8903	TRAIL RIDGE MIDDLE SCHOOL	6TH	2	8	0	76	121	207	86	41.55%
0470	ST VRAIN VALLEY RE 1J	8903	TRAIL RIDGE MIDDLE SCHOOL	7TH	1	12	5	68	121	207	86	41.55%
0470	ST VRAIN VALLEY RE 1J	8903	TRAIL RIDGE MIDDLE SCHOOL	8TH	2	9	3	87	86	187	101	54.01%
0470	ST VRAIN VALLEY RE 1J	8903	TRAIL RIDGE MIDDLE SCHOOL	SCHOOL T	5	29	8	231	328	601	273	45.42%
0470	ST VRAIN VALLEY RE 1J	8927	TWIN PEAKS CHARTER ACADEMY	HALF DAY	0	6	1	8	37	52	15	28.85%
0470	ST VRAIN VALLEY RE 1J	8927	TWIN PEAKS CHARTER ACADEMY	KINDERG/	0	5	0	0	21	26	5	19.23%
0470	ST VRAIN VALLEY RE 1J	8927	TWIN PEAKS CHARTER ACADEMY	1ST	3	16	1	6	52	78	26	33.33%
0470	ST VRAIN VALLEY RE 1J	8927	TWIN PEAKS CHARTER ACADEMY	2ND	2	17	2	9	46	76	30	39.47%
0470	ST VRAIN VALLEY RE 1J	8927	TWIN PEAKS CHARTER ACADEMY	3RD	0	6	0	12	56	74	18	24.32%
0470	ST VRAIN VALLEY RE 1J	8927	TWIN PEAKS CHARTER ACADEMY	4TH	1	7	0	7	37	52	15	28.85%
0470	ST VRAIN VALLEY RE 1J	8927	TWIN PEAKS CHARTER ACADEMY	5TH	0	4	0	4	44	52	8	15.38%
0470	ST VRAIN VALLEY RE 1J	8927	TWIN PEAKS CHARTER ACADEMY	6TH	0	7	0	5	43	55	12	21.82%
0470	ST VRAIN VALLEY RE 1J	8927	TWIN PEAKS CHARTER ACADEMY	7TH	1	7	0	7	36	51	15	29.41%
0470	ST VRAIN VALLEY RE 1J	8927	TWIN PEAKS CHARTER ACADEMY	8TH	0	2	0	8	43	53	10	18.87%
0470	ST VRAIN VALLEY RE 1J	8927	TWIN PEAKS CHARTER ACADEMY	SCHOOL T	7	77	4	66	415	569	154	27.07%
0470	ST VRAIN VALLEY RE 1J	9430	WESTVIEW MIDDLE SCHOOL	6TH	1	5	2	24	175	207	32	15.46%
0470	ST VRAIN VALLEY RE 1J	9430	WESTVIEW MIDDLE SCHOOL	7TH	2	3	5	31	156	197	41	20.81%
0470	ST VRAIN VALLEY RE 1J	9430	WESTVIEW MIDDLE SCHOOL	8TH	3	1	4	23	146	177	31	17.51%
0470	ST VRAIN VALLEY RE 1J	9430	WESTVIEW MIDDLE SCHOOL	SCHOOL T	6	9	11	78	477	581	104	17.90%
0470	ST VRAIN VALLEY RE 1J		DISTRICT TOTAL		211	859	298	6,618	16,596	24,582	7,986	32.49%
0480	BOULDER VALLEY RE 2	0000	NOT IN A SCHOOL	PK	2	10	2	27	112	153	41	26.80%
0480	BOULDER VALLEY RE 2	0000	NOT IN A SCHOOL	SCHOOL T	2	10	2	27	112	153	41	26.80%
0480	BOULDER VALLEY RE 2	0125	ARAPAHOE RIDGE HIGH SCHOOL	9TH	1	0	1	23	9	34	25	73.53%
0480	BOULDER VALLEY RE 2	0125	ARAPAHOE RIDGE HIGH SCHOOL	10TH	1	1	1	16	20	39	19	48.72%
0480	BOULDER VALLEY RE 2	0125	ARAPAHOE RIDGE HIGH SCHOOL	11TH	1	1	0	32	42	76	34	44.74%
0480	BOULDER VALLEY RE 2	0125	ARAPAHOE RIDGE HIGH SCHOOL	12TH	0	0	3	33	40	76	36	47.37%
0480	BOULDER VALLEY RE 2	0125	ARAPAHOE RIDGE HIGH SCHOOL	SCHOOL T	3	2	5	104	111	225	114	50.67%
0480	BOULDER VALLEY RE 2	0441	ASPEN CREEK K-8 ELEMENTARY SCHOOL	HALF DAY	0	8	0	5	73	86	13	15.12%
0480	BOULDER VALLEY RE 2	0441	ASPEN CREEK K-8 ELEMENTARY SCHOOL	1ST	0	2	0	5	62	69	7	10.14%
0480	BOULDER VALLEY RE 2	0441	ASPEN CREEK K-8 ELEMENTARY SCHOOL	2ND	0	8	1	3	64	76	12	15.79%
0480	BOULDER VALLEY RE 2	0441	ASPEN CREEK K-8 ELEMENTARY SCHOOL	3RD	0	4	0	3	76	83	7	8.43%
0480	BOULDER VALLEY RE 2	0441	ASPEN CREEK K-8 ELEMENTARY SCHOOL	4TH	0	3	1	3	69	76	7	9.21%
0480	BOULDER VALLEY RE 2	0441	ASPEN CREEK K-8 ELEMENTARY SCHOOL	5TH	0	5	1	5	73	84	11	13.10%
0480	BOULDER VALLEY RE 2	0441	ASPEN CREEK K-8 ELEMENTARY SCHOOL	6TH	0	7	3	15	115	140	25	17.86%
0480	BOULDER VALLEY RE 2	0441	ASPEN CREEK K-8 ELEMENTARY SCHOOL	7TH	0	10	2	13	127	152	25	16.45%
0480	BOULDER VALLEY RE 2	0441	ASPEN CREEK K-8 ELEMENTARY SCHOOL	8TH	3	5	2	12	124	146	22	15.07%
0480	BOULDER VALLEY RE 2	0441	ASPEN CREEK K-8 ELEMENTARY SCHOOL	SCHOOL T	3	52	10	64	783	912	129	14.14%
0480	BOULDER VALLEY RE 2	0652	BEAR CREEK ELEMENTARY SCHOOL	HALF DAY	0	5	0	1	36	42	6	14.29%
0480	BOULDER VALLEY RE 2	0652	BEAR CREEK ELEMENTARY SCHOOL	1ST	1	6	3	3	44	57	13	22.81%
0480	BOULDER VALLEY RE 2	0652	BEAR CREEK ELEMENTARY SCHOOL	2ND	0	11	0	3	61	75	14	18.67%
0480	BOULDER VALLEY RE 2	0652	BEAR CREEK ELEMENTARY SCHOOL	3RD	0	12	0	3	38	53	15	28.30%



COLORADO DEPARTMENT OF EDUCATION
FALL 2007 PUPIL MEMBERSHIP BY DISTRICT, SCHOOL, GRADE, RACE/ETHNICITY, AND GENDER

District Code	DISTRICT	School Code	SCHOOL	GRADE	AMERICAN	ASIAN OR	BLACK (NOT	WHITE (NOT		Total	Total	
					INDIAN OR ALASKAN NATIVE	PACIFIC ISLANDER	HISPANIC)	HISPANIC	HISPANIC)		Minority	% Minority
0480	BOULDER VALLEY RE 2	0652	BEAR CREEK ELEMENTARY SCHOOL	4TH	2	4	0	1	50	57	7	12.28%
0480	BOULDER VALLEY RE 2	0652	BEAR CREEK ELEMENTARY SCHOOL	5TH	1	7	1	0	68	77	9	11.69%
0480	BOULDER VALLEY RE 2	0652	BEAR CREEK ELEMENTARY SCHOOL	SCHOOL T	4	45	4	11	297	361	64	17.73%
0480	BOULDER VALLEY RE 2	0872	BIRCH ELEMENTARY SCHOOL	PK	1	4	0	6	17	28	11	39.29%
0480	BOULDER VALLEY RE 2	0872	BIRCH ELEMENTARY SCHOOL	HALF DAY	0	3	1	7	47	58	11	18.97%
0480	BOULDER VALLEY RE 2	0872	BIRCH ELEMENTARY SCHOOL	KINDERG/	0	0	0	3	1	4	3	75.00%
0480	BOULDER VALLEY RE 2	0872	BIRCH ELEMENTARY SCHOOL	1ST	0	3	1	17	48	69	21	30.43%
0480	BOULDER VALLEY RE 2	0872	BIRCH ELEMENTARY SCHOOL	2ND	1	2	5	7	58	73	15	20.55%
0480	BOULDER VALLEY RE 2	0872	BIRCH ELEMENTARY SCHOOL	3RD	0	2	1	7	54	64	10	15.63%
0480	BOULDER VALLEY RE 2	0872	BIRCH ELEMENTARY SCHOOL	4TH	1	3	2	8	57	71	14	19.72%
0480	BOULDER VALLEY RE 2	0872	BIRCH ELEMENTARY SCHOOL	5TH	0	1	3	5	60	69	9	13.04%
0480	BOULDER VALLEY RE 2	0872	BIRCH ELEMENTARY SCHOOL	SCHOOL T	3	18	13	60	342	436	94	21.56%
0480	BOULDER VALLEY RE 2	0919	BOULDER COMMUNITY SCHOOL/INTEGRATED STUDIES	HALF DAY	0	3	2	4	36	45	9	20.00%
0480	BOULDER VALLEY RE 2	0919	BOULDER COMMUNITY SCHOOL/INTEGRATED STUDIES	1ST	0	1	3	1	40	45	5	11.11%
0480	BOULDER VALLEY RE 2	0919	BOULDER COMMUNITY SCHOOL/INTEGRATED STUDIES	2ND	0	2	2	2	42	48	6	12.50%
0480	BOULDER VALLEY RE 2	0919	BOULDER COMMUNITY SCHOOL/INTEGRATED STUDIES	3RD	0	1	0	1	47	49	2	4.08%
0480	BOULDER VALLEY RE 2	0919	BOULDER COMMUNITY SCHOOL/INTEGRATED STUDIES	4TH	0	3	3	1	46	53	7	13.21%
0480	BOULDER VALLEY RE 2	0919	BOULDER COMMUNITY SCHOOL/INTEGRATED STUDIES	5TH	0	5	0	0	42	47	5	10.64%
0480	BOULDER VALLEY RE 2	0919	BOULDER COMMUNITY SCHOOL/INTEGRATED STUDIES	SCHOOL T	0	15	10	9	253	287	34	11.85%
0480	BOULDER VALLEY RE 2	0924	BOULDER HIGH SCHOOL	9TH	0	19	11	76	326	432	106	24.54%
0480	BOULDER VALLEY RE 2	0924	BOULDER HIGH SCHOOL	10TH	2	25	9	90	335	461	126	27.33%
0480	BOULDER VALLEY RE 2	0924	BOULDER HIGH SCHOOL	11TH	4	29	5	74	360	472	112	23.73%
0480	BOULDER VALLEY RE 2	0924	BOULDER HIGH SCHOOL	12TH	3	26	18	65	378	490	112	22.86%
0480	BOULDER VALLEY RE 2	0924	BOULDER HIGH SCHOOL	SCHOOL T	9	99	43	305	1,399	1,855	456	24.58%
0480	BOULDER VALLEY RE 2	0934	BOULDER PREP CHARTER HIGH SCHOOL	9TH	0	0	0	4	10	14	4	28.57%
0480	BOULDER VALLEY RE 2	0934	BOULDER PREP CHARTER HIGH SCHOOL	10TH	1	2	2	22	18	45	27	60.00%
0480	BOULDER VALLEY RE 2	0934	BOULDER PREP CHARTER HIGH SCHOOL	11TH	2	1	1	16	13	33	20	60.61%
0480	BOULDER VALLEY RE 2	0934	BOULDER PREP CHARTER HIGH SCHOOL	12TH	1	2	0	29	32	64	32	50.00%
0480	BOULDER VALLEY RE 2	0934	BOULDER PREP CHARTER HIGH SCHOOL	SCHOOL T	4	5	3	71	73	156	83	53.21%
0480	BOULDER VALLEY RE 2	1066	BROOMFIELD HEIGHTS MIDDLE SCHOOL	6TH	2	10	1	22	136	171	35	20.47%
0480	BOULDER VALLEY RE 2	1066	BROOMFIELD HEIGHTS MIDDLE SCHOOL	7TH	3	18	3	23	137	184	47	25.54%
0480	BOULDER VALLEY RE 2	1066	BROOMFIELD HEIGHTS MIDDLE SCHOOL	8TH	1	9	1	28	129	168	39	23.21%
0480	BOULDER VALLEY RE 2	1066	BROOMFIELD HEIGHTS MIDDLE SCHOOL	SCHOOL T	6	37	5	73	402	523	121	23.14%
0480	BOULDER VALLEY RE 2	1070	BROOMFIELD HIGH SCHOOL	9TH	5	20	10	33	295	363	68	18.73%
0480	BOULDER VALLEY RE 2	1070	BROOMFIELD HIGH SCHOOL	10TH	3	14	5	39	306	367	61	16.62%
0480	BOULDER VALLEY RE 2	1070	BROOMFIELD HIGH SCHOOL	11TH	3	11	8	32	284	338	54	15.98%
0480	BOULDER VALLEY RE 2	1070	BROOMFIELD HIGH SCHOOL	12TH	2	15	3	35	317	372	55	14.78%
0480	BOULDER VALLEY RE 2	1070	BROOMFIELD HIGH SCHOOL	SCHOOL T	13	60	26	139	1,202	1,440	238	16.53%
0480	BOULDER VALLEY RE 2	1136	MANHATTAN MIDDLE SCHOOL OF THE ARTS AND ACADEMICS	6TH	1	10	2	33	93	139	46	33.09%
0480	BOULDER VALLEY RE 2	1136	MANHATTAN MIDDLE SCHOOL OF THE ARTS AND ACADEMICS	7TH	2	19	0	22	103	146	43	29.45%
0480	BOULDER VALLEY RE 2	1136	MANHATTAN MIDDLE SCHOOL OF THE ARTS AND ACADEMICS	8TH	3	13	4	26	97	143	46	32.17%
0480	BOULDER VALLEY RE 2	1136	MANHATTAN MIDDLE SCHOOL OF THE ARTS AND ACADEMICS	SCHOOL T	6	42	6	81	293	428	135	31.54%
0480	BOULDER VALLEY RE 2	1352	CASEY MIDDLE SCHOOL	6TH	0	4	7	51	72	134	62	46.27%
0480	BOULDER VALLEY RE 2	1352	CASEY MIDDLE SCHOOL	7TH	1	3	4	56	44	108	64	59.26%
0480	BOULDER VALLEY RE 2	1352	CASEY MIDDLE SCHOOL	8TH	1	4	4	47	48	104	56	53.85%
0480	BOULDER VALLEY RE 2	1352	CASEY MIDDLE SCHOOL	SCHOOL T	2	11	15	154	164	346	182	52.60%
0480	BOULDER VALLEY RE 2	1380	CENTAURUS HIGH SCHOOL	9TH	1	11	7	81	163	263	100	38.02%
0480	BOULDER VALLEY RE 2	1380	CENTAURUS HIGH SCHOOL	10TH	3	4	2	81	197	287	90	31.36%
0480	BOULDER VALLEY RE 2	1380	CENTAURUS HIGH SCHOOL	11TH	3	16	5	57	186	267	81	30.34%
0480	BOULDER VALLEY RE 2	1380	CENTAURUS HIGH SCHOOL	12TH	4	12	6	62	156	240	84	35.00%
0480	BOULDER VALLEY RE 2	1380	CENTAURUS HIGH SCHOOL	SCHOOL T	11	43	20	281	702	1,057	355	33.59%
0480	BOULDER VALLEY RE 2	1390	CENTENNIAL MIDDLE SCHOOL	6TH	1	13	2	39	143	198	55	27.78%
0480	BOULDER VALLEY RE 2	1390	CENTENNIAL MIDDLE SCHOOL	7TH	1	19	3	25	133	181	48	26.52%
0480	BOULDER VALLEY RE 2	1390	CENTENNIAL MIDDLE SCHOOL	8TH	0	10	1	30	163	204	41	20.10%
0480	BOULDER VALLEY RE 2	1390	CENTENNIAL MIDDLE SCHOOL	SCHOOL T	2	42	6	94	439	583	144	24.70%
0480	BOULDER VALLEY RE 2	1725	COAL CREEK ELEMENTARY SCHOOL	HALF DAY	1	3	1	3	75	83	8	9.64%
0480	BOULDER VALLEY RE 2	1725	COAL CREEK ELEMENTARY SCHOOL	KINDERG/	0	1	0	0	1	2	1	50.00%
0480	BOULDER VALLEY RE 2	1725	COAL CREEK ELEMENTARY SCHOOL	1ST	0	0	0	3	72	75	3	4.00%
0480	BOULDER VALLEY RE 2	1725	COAL CREEK ELEMENTARY SCHOOL	2ND	1	1	2	2	65	71	6	8.45%
0480	BOULDER VALLEY RE 2	1725	COAL CREEK ELEMENTARY SCHOOL	3RD	1	0	2	3	65	71	6	8.45%
0480	BOULDER VALLEY RE 2	1725	COAL CREEK ELEMENTARY SCHOOL	4TH	1	3	0	1	75	80	5	6.25%
0480	BOULDER VALLEY RE 2	1725	COAL CREEK ELEMENTARY SCHOOL	5TH	1	4	0	2	81	88	7	7.95%
0480	BOULDER VALLEY RE 2	1725	COAL CREEK ELEMENTARY SCHOOL	SCHOOL T	5	12	5	14	434	470	36	7.66%

COLORADO DEPARTMENT OF EDUCATION
FALL 2007 PUPIL MEMBERSHIP BY DISTRICT, SCHOOL, GRADE, RACE/ETHNICITY, AND GENDER

District Code	DISTRICT	School Code	SCHOOL	GRADE	AMERICAN	ASIAN OR	BLACK (NOT	WHITE (NOT		Total	Total	
					INDIAN OR ALASKAN NATIVE	PACIFIC ISLANDER	HISPANIC)	HISPANIC	HISPANIC)		Minority	% Minority
0480	BOULDER VALLEY RE 2	1842	COLUMBINE ELEMENTARY SCHOOL	PK	0	0	0	10	1	11	10	90.91%
0480	BOULDER VALLEY RE 2	1842	COLUMBINE ELEMENTARY SCHOOL	HALF DAY	1	2	2	35	9	49	40	81.63%
0480	BOULDER VALLEY RE 2	1842	COLUMBINE ELEMENTARY SCHOOL	KINDERG/	0	0	0	13	0	13	13	100.00%
0480	BOULDER VALLEY RE 2	1842	COLUMBINE ELEMENTARY SCHOOL	1ST	0	1	0	55	13	69	56	81.16%
0480	BOULDER VALLEY RE 2	1842	COLUMBINE ELEMENTARY SCHOOL	2ND	0	0	0	66	7	73	66	90.41%
0480	BOULDER VALLEY RE 2	1842	COLUMBINE ELEMENTARY SCHOOL	3RD	1	2	0	38	7	48	41	85.42%
0480	BOULDER VALLEY RE 2	1842	COLUMBINE ELEMENTARY SCHOOL	4TH	1	1	1	51	13	67	54	80.60%
0480	BOULDER VALLEY RE 2	1842	COLUMBINE ELEMENTARY SCHOOL	5TH	0	1	0	37	1	39	38	97.44%
0480	BOULDER VALLEY RE 2	1842	COLUMBINE ELEMENTARY SCHOOL	SCHOOL T	3	7	3	305	51	369	318	86.18%
0480	BOULDER VALLEY RE 2	1883	COMMUNITY MONTESSORI SCHOOL	PK	0	14	1	11	45	71	26	36.62%
0480	BOULDER VALLEY RE 2	1883	COMMUNITY MONTESSORI SCHOOL	HALF DAY	0	5	0	4	28	37	9	24.32%
0480	BOULDER VALLEY RE 2	1883	COMMUNITY MONTESSORI SCHOOL	KINDERG/	0	0	0	3	0	3	3	100.00%
0480	BOULDER VALLEY RE 2	1883	COMMUNITY MONTESSORI SCHOOL	1ST	0	4	0	10	30	44	14	31.82%
0480	BOULDER VALLEY RE 2	1883	COMMUNITY MONTESSORI SCHOOL	2ND	0	3	0	8	40	51	11	21.57%
0480	BOULDER VALLEY RE 2	1883	COMMUNITY MONTESSORI SCHOOL	3RD	0	5	1	2	22	30	8	26.67%
0480	BOULDER VALLEY RE 2	1883	COMMUNITY MONTESSORI SCHOOL	4TH	0	3	0	1	20	24	4	16.67%
0480	BOULDER VALLEY RE 2	1883	COMMUNITY MONTESSORI SCHOOL	5TH	0	2	2	2	22	28	6	21.43%
0480	BOULDER VALLEY RE 2	1883	COMMUNITY MONTESSORI SCHOOL	SCHOOL T	0	36	4	41	207	288	81	28.13%
0480	BOULDER VALLEY RE 2	1996	CREST VIEW ELEMENTARY SCHOOL	HALF DAY	0	6	0	18	65	89	24	26.97%
0480	BOULDER VALLEY RE 2	1996	CREST VIEW ELEMENTARY SCHOOL	1ST	0	7	1	17	61	86	25	29.07%
0480	BOULDER VALLEY RE 2	1996	CREST VIEW ELEMENTARY SCHOOL	2ND	0	7	3	19	65	94	29	30.85%
0480	BOULDER VALLEY RE 2	1996	CREST VIEW ELEMENTARY SCHOOL	3RD	1	8	0	8	52	69	17	24.64%
0480	BOULDER VALLEY RE 2	1996	CREST VIEW ELEMENTARY SCHOOL	4TH	0	5	3	15	62	85	23	27.06%
0480	BOULDER VALLEY RE 2	1996	CREST VIEW ELEMENTARY SCHOOL	5TH	0	7	3	15	63	88	25	28.41%
0480	BOULDER VALLEY RE 2	1996	CREST VIEW ELEMENTARY SCHOOL	SCHOOL T	1	40	10	92	368	511	143	27.98%
0480	BOULDER VALLEY RE 2	2240	DOUGLASS ELEMENTARY SCHOOL	HALF DAY	1	3	0	0	62	66	4	6.06%
0480	BOULDER VALLEY RE 2	2240	DOUGLASS ELEMENTARY SCHOOL	1ST	0	3	0	1	59	63	4	6.35%
0480	BOULDER VALLEY RE 2	2240	DOUGLASS ELEMENTARY SCHOOL	2ND	0	6	0	1	70	77	7	9.09%
0480	BOULDER VALLEY RE 2	2240	DOUGLASS ELEMENTARY SCHOOL	3RD	0	1	0	1	72	74	2	2.70%
0480	BOULDER VALLEY RE 2	2240	DOUGLASS ELEMENTARY SCHOOL	4TH	0	3	1	1	71	76	5	6.58%
0480	BOULDER VALLEY RE 2	2240	DOUGLASS ELEMENTARY SCHOOL	5TH	0	5	0	3	75	83	8	9.64%
0480	BOULDER VALLEY RE 2	2240	DOUGLASS ELEMENTARY SCHOOL	SCHOOL T	1	21	1	7	409	439	30	6.83%
0480	BOULDER VALLEY RE 2	2552	EISENHOWER ELEMENTARY SCHOOL	HALF DAY	0	6	0	16	48	70	22	31.43%
0480	BOULDER VALLEY RE 2	2552	EISENHOWER ELEMENTARY SCHOOL	KINDERG/	0	1	0	0	0	1	1	100.00%
0480	BOULDER VALLEY RE 2	2552	EISENHOWER ELEMENTARY SCHOOL	1ST	1	12	1	14	61	89	28	31.46%
0480	BOULDER VALLEY RE 2	2552	EISENHOWER ELEMENTARY SCHOOL	2ND	2	7	1	14	51	75	24	32.00%
0480	BOULDER VALLEY RE 2	2552	EISENHOWER ELEMENTARY SCHOOL	3RD	1	8	1	11	65	86	21	24.42%
0480	BOULDER VALLEY RE 2	2552	EISENHOWER ELEMENTARY SCHOOL	4TH	0	4	0	9	61	74	13	17.57%
0480	BOULDER VALLEY RE 2	2552	EISENHOWER ELEMENTARY SCHOOL	5TH	0	8	1	9	55	73	18	24.66%
0480	BOULDER VALLEY RE 2	2552	EISENHOWER ELEMENTARY SCHOOL	SCHOOL T	4	46	4	73	341	468	127	27.14%
0480	BOULDER VALLEY RE 2	2589	ELDORADO K-8 ELEMENTARY SCHOOL	HALF DAY	1	12	1	5	65	84	19	22.62%
0480	BOULDER VALLEY RE 2	2589	ELDORADO K-8 ELEMENTARY SCHOOL	1ST	0	14	1	3	66	84	18	21.43%
0480	BOULDER VALLEY RE 2	2589	ELDORADO K-8 ELEMENTARY SCHOOL	2ND	0	16	0	5	63	84	21	25.00%
0480	BOULDER VALLEY RE 2	2589	ELDORADO K-8 ELEMENTARY SCHOOL	3RD	0	8	0	6	59	73	14	19.18%
0480	BOULDER VALLEY RE 2	2589	ELDORADO K-8 ELEMENTARY SCHOOL	4TH	0	14	0	3	59	76	17	22.37%
0480	BOULDER VALLEY RE 2	2589	ELDORADO K-8 ELEMENTARY SCHOOL	5TH	0	19	0	1	78	98	20	20.41%
0480	BOULDER VALLEY RE 2	2589	ELDORADO K-8 ELEMENTARY SCHOOL	6TH	0	24	2	9	140	175	35	20.00%
0480	BOULDER VALLEY RE 2	2589	ELDORADO K-8 ELEMENTARY SCHOOL	7TH	1	19	1	7	141	169	28	16.57%
0480	BOULDER VALLEY RE 2	2589	ELDORADO K-8 ELEMENTARY SCHOOL	8TH	0	27	0	9	134	170	36	21.18%
0480	BOULDER VALLEY RE 2	2589	ELDORADO K-8 ELEMENTARY SCHOOL	SCHOOL T	2	153	5	48	805	1,013	208	20.53%
0480	BOULDER VALLEY RE 2	2702	EMERALD ELEMENTARY SCHOOL	PK	0	7	0	9	14	30	16	53.33%
0480	BOULDER VALLEY RE 2	2702	EMERALD ELEMENTARY SCHOOL	HALF DAY	0	3	0	25	24	52	28	53.85%
0480	BOULDER VALLEY RE 2	2702	EMERALD ELEMENTARY SCHOOL	KINDERG/	0	0	0	10	4	14	10	71.43%
0480	BOULDER VALLEY RE 2	2702	EMERALD ELEMENTARY SCHOOL	1ST	0	5	0	32	25	62	37	59.68%
0480	BOULDER VALLEY RE 2	2702	EMERALD ELEMENTARY SCHOOL	2ND	0	7	0	26	40	73	33	45.21%
0480	BOULDER VALLEY RE 2	2702	EMERALD ELEMENTARY SCHOOL	3RD	0	4	0	29	26	59	33	55.93%
0480	BOULDER VALLEY RE 2	2702	EMERALD ELEMENTARY SCHOOL	4TH	1	8	1	29	31	70	39	55.71%
0480	BOULDER VALLEY RE 2	2702	EMERALD ELEMENTARY SCHOOL	5TH	0	6	0	15	14	35	21	60.00%
0480	BOULDER VALLEY RE 2	2702	EMERALD ELEMENTARY SCHOOL	SCHOOL T	1	40	1	175	178	395	217	54.94%
0480	BOULDER VALLEY RE 2	2892	FAIRVIEW HIGH SCHOOL	9TH	4	39	5	20	386	454	68	14.98%
0480	BOULDER VALLEY RE 2	2892	FAIRVIEW HIGH SCHOOL	10TH	0	44	5	26	420	495	75	15.15%
0480	BOULDER VALLEY RE 2	2892	FAIRVIEW HIGH SCHOOL	11TH	2	37	7	18	407	471	64	13.59%
0480	BOULDER VALLEY RE 2	2892	FAIRVIEW HIGH SCHOOL	12TH	3	42	3	29	423	500	77	15.40%



COLORADO DEPARTMENT OF EDUCATION
FALL 2007 PUPIL MEMBERSHIP BY DISTRICT, SCHOOL, GRADE, RACE/ETHNICITY, AND GENDER

District Code	DISTRICT	School Code	SCHOOL	GRADE	AMERICAN	ASIAN OR	BLACK (NOT	WHITE (NOT		Total	Total	
					INDIAN OR ALASKAN NATIVE	PACIFIC ISLANDER	HISPANIC)	HISPANIC	HISPANIC)		Minority	% Minority
0480	BOULDER VALLEY RE 2	2892	FAIRVIEW HIGH SCHOOL	SCHOOL T	9	162	20	93	1,636	1,920	284	14.79%
0480	BOULDER VALLEY RE 2	2940	FIRESEIDE ELEMENTARY SCHOOL	PK	0	5	2	0	21	28	7	25.00%
0480	BOULDER VALLEY RE 2	2940	FIRESEIDE ELEMENTARY SCHOOL	HALF DAY	0	12	2	6	37	57	20	35.09%
0480	BOULDER VALLEY RE 2	2940	FIRESEIDE ELEMENTARY SCHOOL	KINDERG/	0	0	0	7	3	10	7	70.00%
0480	BOULDER VALLEY RE 2	2940	FIRESEIDE ELEMENTARY SCHOOL	1ST	0	6	3	8	49	66	17	25.76%
0480	BOULDER VALLEY RE 2	2940	FIRESEIDE ELEMENTARY SCHOOL	2ND	0	9	2	9	48	68	20	29.41%
0480	BOULDER VALLEY RE 2	2940	FIRESEIDE ELEMENTARY SCHOOL	3RD	0	8	0	11	67	86	19	22.09%
0480	BOULDER VALLEY RE 2	2940	FIRESEIDE ELEMENTARY SCHOOL	4TH	0	7	1	14	43	65	22	33.85%
0480	BOULDER VALLEY RE 2	2940	FIRESEIDE ELEMENTARY SCHOOL	5TH	0	5	1	8	59	73	14	19.18%
0480	BOULDER VALLEY RE 2	2940	FIRESEIDE ELEMENTARY SCHOOL	SCHOOL T	0	52	11	63	327	453	126	27.81%
0480	BOULDER VALLEY RE 2	2970	FLATIRONS ELEMENTARY SCHOOL	HALF DAY	0	3	0	2	32	37	5	13.51%
0480	BOULDER VALLEY RE 2	2970	FLATIRONS ELEMENTARY SCHOOL	1ST	0	3	2	1	48	54	6	11.11%
0480	BOULDER VALLEY RE 2	2970	FLATIRONS ELEMENTARY SCHOOL	2ND	0	2	0	2	52	56	4	7.14%
0480	BOULDER VALLEY RE 2	2970	FLATIRONS ELEMENTARY SCHOOL	3RD	0	1	1	0	38	40	2	5.00%
0480	BOULDER VALLEY RE 2	2970	FLATIRONS ELEMENTARY SCHOOL	4TH	0	2	1	0	55	58	3	5.17%
0480	BOULDER VALLEY RE 2	2970	FLATIRONS ELEMENTARY SCHOOL	5TH	0	1	1	1	47	50	3	6.00%
0480	BOULDER VALLEY RE 2	2970	FLATIRONS ELEMENTARY SCHOOL	SCHOOL T	0	12	5	6	272	295	23	7.80%
0480	BOULDER VALLEY RE 2	3022	FOOTHILL ELEMENTARY SCHOOL	HALF DAY	1	7	0	9	65	82	17	20.73%
0480	BOULDER VALLEY RE 2	3022	FOOTHILL ELEMENTARY SCHOOL	KINDERG/	0	0	0	1	0	1	1	100.00%
0480	BOULDER VALLEY RE 2	3022	FOOTHILL ELEMENTARY SCHOOL	1ST	0	4	1	5	80	90	10	11.11%
0480	BOULDER VALLEY RE 2	3022	FOOTHILL ELEMENTARY SCHOOL	2ND	1	2	1	3	78	85	7	8.24%
0480	BOULDER VALLEY RE 2	3022	FOOTHILL ELEMENTARY SCHOOL	3RD	0	2	1	4	78	85	7	8.24%
0480	BOULDER VALLEY RE 2	3022	FOOTHILL ELEMENTARY SCHOOL	4TH	1	2	2	4	88	97	9	9.28%
0480	BOULDER VALLEY RE 2	3022	FOOTHILL ELEMENTARY SCHOOL	5TH	0	4	1	3	78	86	8	9.30%
0480	BOULDER VALLEY RE 2	3022	FOOTHILL ELEMENTARY SCHOOL	SCHOOL T	3	21	6	29	467	526	59	11.22%
0480	BOULDER VALLEY RE 2	3488	GOLD HILL ELEMENTARY SCHOOL	HALF DAY	0	1	0	0	4	5	1	20.00%
0480	BOULDER VALLEY RE 2	3488	GOLD HILL ELEMENTARY SCHOOL	1ST	0	0	0	0	3	3	0	0.00%
0480	BOULDER VALLEY RE 2	3488	GOLD HILL ELEMENTARY SCHOOL	2ND	0	0	0	0	4	4	0	0.00%
0480	BOULDER VALLEY RE 2	3488	GOLD HILL ELEMENTARY SCHOOL	3RD	0	0	0	0	3	3	0	0.00%
0480	BOULDER VALLEY RE 2	3488	GOLD HILL ELEMENTARY SCHOOL	4TH	0	0	0	0	8	8	0	0.00%
0480	BOULDER VALLEY RE 2	3488	GOLD HILL ELEMENTARY SCHOOL	5TH	0	0	0	0	2	2	0	0.00%
0480	BOULDER VALLEY RE 2	3488	GOLD HILL ELEMENTARY SCHOOL	SCHOOL T	0	1	0	0	24	25	1	4.00%
0480	BOULDER VALLEY RE 2	3499	HALCYON SCHOOL (SPECIAL EDUCATION)	6TH	0	0	0	0	2	2	0	0.00%
0480	BOULDER VALLEY RE 2	3499	HALCYON SCHOOL (SPECIAL EDUCATION)	7TH	0	0	0	0	2	2	0	0.00%
0480	BOULDER VALLEY RE 2	3499	HALCYON SCHOOL (SPECIAL EDUCATION)	8TH	0	0	0	0	3	3	0	0.00%
0480	BOULDER VALLEY RE 2	3499	HALCYON SCHOOL (SPECIAL EDUCATION)	9TH	1	0	0	0	3	4	1	25.00%
0480	BOULDER VALLEY RE 2	3499	HALCYON SCHOOL (SPECIAL EDUCATION)	10TH	0	0	0	0	3	3	0	0.00%
0480	BOULDER VALLEY RE 2	3499	HALCYON SCHOOL (SPECIAL EDUCATION)	11TH	0	0	0	1	2	3	1	33.33%
0480	BOULDER VALLEY RE 2	3499	HALCYON SCHOOL (SPECIAL EDUCATION)	SCHOOL T	1	0	0	1	15	17	2	11.76%
0480	BOULDER VALLEY RE 2	3882	HEATHERWOOD ELEMENTARY SCHOOL	PK	0	0	0	4	5	9	4	44.44%
0480	BOULDER VALLEY RE 2	3882	HEATHERWOOD ELEMENTARY SCHOOL	HALF DAY	0	3	0	2	58	63	5	7.94%
0480	BOULDER VALLEY RE 2	3882	HEATHERWOOD ELEMENTARY SCHOOL	KINDERG/	0	0	0	1	0	1	1	100.00%
0480	BOULDER VALLEY RE 2	3882	HEATHERWOOD ELEMENTARY SCHOOL	1ST	1	5	1	3	54	64	10	15.63%
0480	BOULDER VALLEY RE 2	3882	HEATHERWOOD ELEMENTARY SCHOOL	2ND	1	2	0	6	47	56	9	16.07%
0480	BOULDER VALLEY RE 2	3882	HEATHERWOOD ELEMENTARY SCHOOL	3RD	1	3	1	4	40	49	9	18.37%
0480	BOULDER VALLEY RE 2	3882	HEATHERWOOD ELEMENTARY SCHOOL	4TH	0	6	2	3	64	75	11	14.67%
0480	BOULDER VALLEY RE 2	3882	HEATHERWOOD ELEMENTARY SCHOOL	5TH	1	0	1	1	51	54	3	5.56%
0480	BOULDER VALLEY RE 2	3882	HEATHERWOOD ELEMENTARY SCHOOL	SCHOOL T	4	19	5	24	319	371	52	14.02%
0480	BOULDER VALLEY RE 2	3940	HIGH PEAKS ELEMENTARY SCHOOL	PK	0	2	0	3	17	22	5	22.73%
0480	BOULDER VALLEY RE 2	3940	HIGH PEAKS ELEMENTARY SCHOOL	HALF DAY	0	5	0	2	27	34	7	20.59%
0480	BOULDER VALLEY RE 2	3940	HIGH PEAKS ELEMENTARY SCHOOL	1ST	0	7	0	2	38	47	9	19.15%
0480	BOULDER VALLEY RE 2	3940	HIGH PEAKS ELEMENTARY SCHOOL	2ND	0	6	1	1	43	51	8	15.69%
0480	BOULDER VALLEY RE 2	3940	HIGH PEAKS ELEMENTARY SCHOOL	3RD	0	10	0	1	36	47	11	23.40%
0480	BOULDER VALLEY RE 2	3940	HIGH PEAKS ELEMENTARY SCHOOL	4TH	0	10	0	3	40	53	13	24.53%
0480	BOULDER VALLEY RE 2	3940	HIGH PEAKS ELEMENTARY SCHOOL	5TH	0	5	1	4	43	53	10	18.87%
0480	BOULDER VALLEY RE 2	3940	HIGH PEAKS ELEMENTARY SCHOOL	SCHOOL T	0	45	2	16	244	307	63	20.52%
0480	BOULDER VALLEY RE 2	4386	JAMESTOWN ELEMENTARY SCHOOL	HALF DAY	0	0	0	0	3	3	0	0.00%
0480	BOULDER VALLEY RE 2	4386	JAMESTOWN ELEMENTARY SCHOOL	1ST	0	0	0	0	7	7	0	0.00%
0480	BOULDER VALLEY RE 2	4386	JAMESTOWN ELEMENTARY SCHOOL	2ND	0	1	0	0	3	4	1	25.00%
0480	BOULDER VALLEY RE 2	4386	JAMESTOWN ELEMENTARY SCHOOL	3RD	0	0	0	0	3	3	0	0.00%
0480	BOULDER VALLEY RE 2	4386	JAMESTOWN ELEMENTARY SCHOOL	4TH	0	0	0	0	3	3	0	0.00%
0480	BOULDER VALLEY RE 2	4386	JAMESTOWN ELEMENTARY SCHOOL	5TH	0	0	0	0	2	2	0	0.00%
0480	BOULDER VALLEY RE 2	4386	JAMESTOWN ELEMENTARY SCHOOL	SCHOOL T	0	1	0	0	21	22	1	4.55%



COLORADO DEPARTMENT OF EDUCATION
FALL 2007 PUPIL MEMBERSHIP BY DISTRICT, SCHOOL, GRADE, RACE/ETHNICITY, AND GENDER

District Code	DISTRICT	School Code	SCHOOL	GRADE	AMERICAN	ASIAN OR	BLACK (NOT	WHITE (NOT		Total	Total	
					INDIAN OR ALASKAN NATIVE	PACIFIC ISLANDER	HISPANIC)	HISPANIC	HISPANIC)		Minority	% Minority
0480	BOULDER VALLEY RE 2	4496	JUSTICE HIGH CHARTER SCHOOL	8TH	0	0	0	3	0	3	3	100.00%
0480	BOULDER VALLEY RE 2	4496	JUSTICE HIGH CHARTER SCHOOL	9TH	0	1	0	8	4	13	9	69.23%
0480	BOULDER VALLEY RE 2	4496	JUSTICE HIGH CHARTER SCHOOL	10TH	1	0	0	6	14	21	7	33.33%
0480	BOULDER VALLEY RE 2	4496	JUSTICE HIGH CHARTER SCHOOL	11TH	0	0	0	11	11	22	11	50.00%
0480	BOULDER VALLEY RE 2	4496	JUSTICE HIGH CHARTER SCHOOL	12TH	2	0	1	6	13	22	9	40.91%
0480	BOULDER VALLEY RE 2	4496	JUSTICE HIGH CHARTER SCHOOL	SCHOOL T	3	1	1	34	42	81	39	48.15%
0480	BOULDER VALLEY RE 2	4792	KOHL ELEMENTARY SCHOOL	PK	1	5	0	0	16	22	6	27.27%
0480	BOULDER VALLEY RE 2	4792	KOHL ELEMENTARY SCHOOL	HALF DAY	0	3	1	8	65	77	12	15.58%
0480	BOULDER VALLEY RE 2	4792	KOHL ELEMENTARY SCHOOL	1ST	1	6	0	4	59	70	11	15.71%
0480	BOULDER VALLEY RE 2	4792	KOHL ELEMENTARY SCHOOL	2ND	1	4	1	6	76	88	12	13.64%
0480	BOULDER VALLEY RE 2	4792	KOHL ELEMENTARY SCHOOL	3RD	0	3	1	5	61	70	9	12.86%
0480	BOULDER VALLEY RE 2	4792	KOHL ELEMENTARY SCHOOL	4TH	1	5	3	4	66	79	13	16.46%
0480	BOULDER VALLEY RE 2	4792	KOHL ELEMENTARY SCHOOL	5TH	0	2	2	3	63	70	7	10.00%
0480	BOULDER VALLEY RE 2	4792	KOHL ELEMENTARY SCHOOL	SCHOOL T	4	28	8	30	406	476	70	14.71%
0480	BOULDER VALLEY RE 2	4874	LAFAYETTE ELEMENTARY SCHOOL	PK	0	2	0	8	16	26	10	38.46%
0480	BOULDER VALLEY RE 2	4874	LAFAYETTE ELEMENTARY SCHOOL	HALF DAY	0	5	1	11	80	97	17	17.53%
0480	BOULDER VALLEY RE 2	4874	LAFAYETTE ELEMENTARY SCHOOL	KINDERG/	0	0	0	1	0	1	1	100.00%
0480	BOULDER VALLEY RE 2	4874	LAFAYETTE ELEMENTARY SCHOOL	1ST	0	7	2	12	62	83	21	25.30%
0480	BOULDER VALLEY RE 2	4874	LAFAYETTE ELEMENTARY SCHOOL	2ND	0	4	2	19	51	76	25	32.89%
0480	BOULDER VALLEY RE 2	4874	LAFAYETTE ELEMENTARY SCHOOL	3RD	1	1	3	15	55	75	20	26.67%
0480	BOULDER VALLEY RE 2	4874	LAFAYETTE ELEMENTARY SCHOOL	4TH	1	3	1	9	53	67	14	20.90%
0480	BOULDER VALLEY RE 2	4874	LAFAYETTE ELEMENTARY SCHOOL	5TH	1	2	2	11	40	56	16	28.57%
0480	BOULDER VALLEY RE 2	4874	LAFAYETTE ELEMENTARY SCHOOL	SCHOOL T	3	24	11	86	357	481	124	25.78%
0480	BOULDER VALLEY RE 2	4878	ANGEVINE MIDDLE SCHOOL	6TH	2	7	5	88	105	207	102	49.28%
0480	BOULDER VALLEY RE 2	4878	ANGEVINE MIDDLE SCHOOL	7TH	1	8	7	60	90	166	76	45.78%
0480	BOULDER VALLEY RE 2	4878	ANGEVINE MIDDLE SCHOOL	8TH	2	5	1	85	85	178	93	52.25%
0480	BOULDER VALLEY RE 2	4878	ANGEVINE MIDDLE SCHOOL	SCHOOL T	5	20	13	233	280	551	271	49.18%
0480	BOULDER VALLEY RE 2	5302	LOUISVILLE ELEMENTARY SCHOOL	HALF DAY	1	1	0	5	62	69	7	10.14%
0480	BOULDER VALLEY RE 2	5302	LOUISVILLE ELEMENTARY SCHOOL	1ST	0	2	0	5	62	69	7	10.14%
0480	BOULDER VALLEY RE 2	5302	LOUISVILLE ELEMENTARY SCHOOL	2ND	0	1	1	4	67	73	6	8.22%
0480	BOULDER VALLEY RE 2	5302	LOUISVILLE ELEMENTARY SCHOOL	3RD	2	2	2	5	58	69	11	15.94%
0480	BOULDER VALLEY RE 2	5302	LOUISVILLE ELEMENTARY SCHOOL	4TH	1	2	3	4	65	75	10	13.33%
0480	BOULDER VALLEY RE 2	5302	LOUISVILLE ELEMENTARY SCHOOL	5TH	0	5	1	7	60	73	13	17.81%
0480	BOULDER VALLEY RE 2	5302	LOUISVILLE ELEMENTARY SCHOOL	SCHOOL T	4	13	7	30	374	428	54	12.62%
0480	BOULDER VALLEY RE 2	5306	LOUISVILLE MIDDLE SCHOOL	6TH	1	13	2	4	170	190	20	10.53%
0480	BOULDER VALLEY RE 2	5306	LOUISVILLE MIDDLE SCHOOL	7TH	0	8	5	12	162	187	25	13.37%
0480	BOULDER VALLEY RE 2	5306	LOUISVILLE MIDDLE SCHOOL	8TH	2	7	2	8	171	190	19	10.00%
0480	BOULDER VALLEY RE 2	5306	LOUISVILLE MIDDLE SCHOOL	SCHOOL T	3	28	9	24	503	567	64	11.29%
0480	BOULDER VALLEY RE 2	5606	CREEKSIDE ELEMENTARY SCHOOL AT MARTIN PARK	PK	0	5	0	7	23	35	12	34.29%
0480	BOULDER VALLEY RE 2	5606	CREEKSIDE ELEMENTARY SCHOOL AT MARTIN PARK	HALF DAY	0	6	2	12	38	58	20	34.48%
0480	BOULDER VALLEY RE 2	5606	CREEKSIDE ELEMENTARY SCHOOL AT MARTIN PARK	KINDERG/	0	0	0	11	0	11	11	100.00%
0480	BOULDER VALLEY RE 2	5606	CREEKSIDE ELEMENTARY SCHOOL AT MARTIN PARK	1ST	0	5	3	26	34	68	34	50.00%
0480	BOULDER VALLEY RE 2	5606	CREEKSIDE ELEMENTARY SCHOOL AT MARTIN PARK	2ND	1	4	2	13	28	48	20	41.67%
0480	BOULDER VALLEY RE 2	5606	CREEKSIDE ELEMENTARY SCHOOL AT MARTIN PARK	3RD	1	3	2	14	24	44	20	45.45%
0480	BOULDER VALLEY RE 2	5606	CREEKSIDE ELEMENTARY SCHOOL AT MARTIN PARK	4TH	1	9	3	13	26	52	26	50.00%
0480	BOULDER VALLEY RE 2	5606	CREEKSIDE ELEMENTARY SCHOOL AT MARTIN PARK	5TH	2	6	0	10	40	58	18	31.03%
0480	BOULDER VALLEY RE 2	5606	CREEKSIDE ELEMENTARY SCHOOL AT MARTIN PARK	SCHOOL T	5	38	12	106	213	374	161	43.05%
0480	BOULDER VALLEY RE 2	5838	MESA ELEMENTARY SCHOOL	HALF DAY	0	5	0	1	52	58	6	10.34%
0480	BOULDER VALLEY RE 2	5838	MESA ELEMENTARY SCHOOL	1ST	0	10	0	0	59	69	10	14.49%
0480	BOULDER VALLEY RE 2	5838	MESA ELEMENTARY SCHOOL	2ND	0	0	0	2	51	53	2	3.77%
0480	BOULDER VALLEY RE 2	5838	MESA ELEMENTARY SCHOOL	3RD	0	4	0	0	49	53	4	7.55%
0480	BOULDER VALLEY RE 2	5838	MESA ELEMENTARY SCHOOL	4TH	2	5	1	2	63	73	10	13.70%
0480	BOULDER VALLEY RE 2	5838	MESA ELEMENTARY SCHOOL	5TH	0	3	0	1	45	49	4	8.16%
0480	BOULDER VALLEY RE 2	5838	MESA ELEMENTARY SCHOOL	SCHOOL T	2	27	1	6	319	355	36	10.14%
0480	BOULDER VALLEY RE 2	5999	MONARCH HIGH SCHOOL	9TH	2	20	5	25	344	396	52	13.13%
0480	BOULDER VALLEY RE 2	5999	MONARCH HIGH SCHOOL	10TH	2	15	2	23	304	346	42	12.14%
0480	BOULDER VALLEY RE 2	5999	MONARCH HIGH SCHOOL	11TH	1	26	7	20	358	412	54	13.11%
0480	BOULDER VALLEY RE 2	5999	MONARCH HIGH SCHOOL	12TH	1	25	5	23	320	374	54	14.44%
0480	BOULDER VALLEY RE 2	5999	MONARCH HIGH SCHOOL	SCHOOL T	6	86	19	91	1,326	1,528	202	13.22%
0480	BOULDER VALLEY RE 2	6000	MONARCH K-8 SCHOOL	HALF DAY	0	6	0	0	52	58	6	10.34%
0480	BOULDER VALLEY RE 2	6000	MONARCH K-8 SCHOOL	1ST	1	7	0	3	33	44	11	25.00%
0480	BOULDER VALLEY RE 2	6000	MONARCH K-8 SCHOOL	2ND	0	5	0	2	45	52	7	13.46%
0480	BOULDER VALLEY RE 2	6000	MONARCH K-8 SCHOOL	3RD	1	6	2	3	36	48	12	25.00%




COLORADO DEPARTMENT OF EDUCATION
FALL 2007 PUPIL MEMBERSHIP BY DISTRICT, SCHOOL, GRADE, RACE/ETHNICITY, AND GENDER

District Code	DISTRICT	School Code	SCHOOL	GRADE	AMERICAN	ASIAN OR	BLACK (NOT	WHITE (NOT		Total	Total	
					INDIAN OR ALASKAN NATIVE	PACIFIC ISLANDER	HISPANIC)	HISPANIC	HISPANIC)		Minority	% Minority
0480	BOULDER VALLEY RE 2	6000	MONARCH K-8 SCHOOL	4TH	0	10	1	6	48	65	17	26.15%
0480	BOULDER VALLEY RE 2	6000	MONARCH K-8 SCHOOL	5TH	0	2	2	5	49	58	9	15.52%
0480	BOULDER VALLEY RE 2	6000	MONARCH K-8 SCHOOL	6TH	0	9	1	7	107	124	17	13.71%
0480	BOULDER VALLEY RE 2	6000	MONARCH K-8 SCHOOL	7TH	0	12	2	14	132	160	28	17.50%
0480	BOULDER VALLEY RE 2	6000	MONARCH K-8 SCHOOL	8TH	1	9	3	11	124	148	24	16.22%
0480	BOULDER VALLEY RE 2	6000	MONARCH K-8 SCHOOL	SCHOOL T	3	66	11	51	626	757	131	17.31%
0480	BOULDER VALLEY RE 2	6195	NEW VISTA HIGH SCHOOL	9TH	1	5	2	8	58	74	16	21.62%
0480	BOULDER VALLEY RE 2	6195	NEW VISTA HIGH SCHOOL	10TH	0	3	2	13	70	88	18	20.45%
0480	BOULDER VALLEY RE 2	6195	NEW VISTA HIGH SCHOOL	11TH	0	2	3	5	62	72	10	13.89%
0480	BOULDER VALLEY RE 2	6195	NEW VISTA HIGH SCHOOL	12TH	0	2	6	0	85	93	8	8.60%
0480	BOULDER VALLEY RE 2	6195	NEW VISTA HIGH SCHOOL	SCHOOL T	1	12	13	26	275	327	52	15.90%
0480	BOULDER VALLEY RE 2	6208	NEDERLAND ELEMENTARY SCHOOL	PK	1	1	0	1	18	21	3	14.29%
0480	BOULDER VALLEY RE 2	6208	NEDERLAND ELEMENTARY SCHOOL	HALF DAY	1	1	0	0	33	35	2	5.71%
0480	BOULDER VALLEY RE 2	6208	NEDERLAND ELEMENTARY SCHOOL	KINDERG/	0	0	1	0	0	1	1	100.00%
0480	BOULDER VALLEY RE 2	6208	NEDERLAND ELEMENTARY SCHOOL	1ST	1	1	1	1	37	41	4	9.76%
0480	BOULDER VALLEY RE 2	6208	NEDERLAND ELEMENTARY SCHOOL	2ND	0	1	0	0	35	36	1	2.78%
0480	BOULDER VALLEY RE 2	6208	NEDERLAND ELEMENTARY SCHOOL	3RD	0	4	0	2	47	53	6	11.32%
0480	BOULDER VALLEY RE 2	6208	NEDERLAND ELEMENTARY SCHOOL	4TH	1	2	1	1	59	64	5	7.81%
0480	BOULDER VALLEY RE 2	6208	NEDERLAND ELEMENTARY SCHOOL	5TH	1	1	0	3	41	46	5	10.87%
0480	BOULDER VALLEY RE 2	6208	NEDERLAND ELEMENTARY SCHOOL	SCHOOL T	5	11	3	8	270	297	27	9.09%
0480	BOULDER VALLEY RE 2	6212	NEDERLAND MIDDLE-SENIOR HIGH SCHOOL	6TH	1	3	0	6	39	49	10	20.41%
0480	BOULDER VALLEY RE 2	6212	NEDERLAND MIDDLE-SENIOR HIGH SCHOOL	7TH	2	1	0	3	44	50	6	12.00%
0480	BOULDER VALLEY RE 2	6212	NEDERLAND MIDDLE-SENIOR HIGH SCHOOL	8TH	0	0	1	3	52	56	4	7.14%
0480	BOULDER VALLEY RE 2	6212	NEDERLAND MIDDLE-SENIOR HIGH SCHOOL	9TH	0	2	0	1	48	51	3	5.88%
0480	BOULDER VALLEY RE 2	6212	NEDERLAND MIDDLE-SENIOR HIGH SCHOOL	10TH	0	0	0	1	49	50	1	2.00%
0480	BOULDER VALLEY RE 2	6212	NEDERLAND MIDDLE-SENIOR HIGH SCHOOL	11TH	1	0	0	1	60	62	2	3.23%
0480	BOULDER VALLEY RE 2	6212	NEDERLAND MIDDLE-SENIOR HIGH SCHOOL	12TH	2	0	0	2	57	61	4	6.56%
0480	BOULDER VALLEY RE 2	6212	NEDERLAND MIDDLE-SENIOR HIGH SCHOOL	SCHOOL T	6	6	1	17	349	379	30	7.92%
0480	BOULDER VALLEY RE 2	6224	NEVIN PLATT MIDDLE SCHOOL	6TH	1	13	4	7	176	201	25	12.44%
0480	BOULDER VALLEY RE 2	6224	NEVIN PLATT MIDDLE SCHOOL	7TH	0	9	3	6	165	183	18	9.84%
0480	BOULDER VALLEY RE 2	6224	NEVIN PLATT MIDDLE SCHOOL	8TH	2	9	4	5	152	172	20	11.63%
0480	BOULDER VALLEY RE 2	6224	NEVIN PLATT MIDDLE SCHOOL	SCHOOL T	3	31	11	18	493	556	63	11.33%
0480	BOULDER VALLEY RE 2	6642	HORIZONS K-8 SCHOOL	HALF DAY	0	5	0	0	26	31	5	16.13%
0480	BOULDER VALLEY RE 2	6642	HORIZONS K-8 SCHOOL	1ST	0	2	0	1	30	33	3	9.09%
0480	BOULDER VALLEY RE 2	6642	HORIZONS K-8 SCHOOL	2ND	0	2	0	0	34	36	2	5.56%
0480	BOULDER VALLEY RE 2	6642	HORIZONS K-8 SCHOOL	3RD	0	0	1	1	30	32	2	6.25%
0480	BOULDER VALLEY RE 2	6642	HORIZONS K-8 SCHOOL	4TH	0	3	0	1	30	34	4	11.76%
0480	BOULDER VALLEY RE 2	6642	HORIZONS K-8 SCHOOL	5TH	0	2	0	1	33	36	3	8.33%
0480	BOULDER VALLEY RE 2	6642	HORIZONS K-8 SCHOOL	6TH	0	4	0	0	33	37	4	10.81%
0480	BOULDER VALLEY RE 2	6642	HORIZONS K-8 SCHOOL	7TH	0	3	0	0	32	35	3	8.57%
0480	BOULDER VALLEY RE 2	6642	HORIZONS K-8 SCHOOL	8TH	0	3	0	2	25	30	5	16.67%
0480	BOULDER VALLEY RE 2	6642	HORIZONS K-8 SCHOOL	SCHOOL T	0	24	1	6	273	304	31	10.20%
0480	BOULDER VALLEY RE 2	6816	PEAK TO PEAK CHARTER SCHOOL	HALF DAY	0	12	2	4	54	72	18	25.00%
0480	BOULDER VALLEY RE 2	6816	PEAK TO PEAK CHARTER SCHOOL	1ST	0	9	1	3	59	72	13	18.06%
0480	BOULDER VALLEY RE 2	6816	PEAK TO PEAK CHARTER SCHOOL	2ND	2	10	0	3	57	72	15	20.83%
0480	BOULDER VALLEY RE 2	6816	PEAK TO PEAK CHARTER SCHOOL	3RD	0	9	2	5	64	80	16	20.00%
0480	BOULDER VALLEY RE 2	6816	PEAK TO PEAK CHARTER SCHOOL	4TH	1	8	2	6	61	78	17	21.79%
0480	BOULDER VALLEY RE 2	6816	PEAK TO PEAK CHARTER SCHOOL	5TH	2	14	0	2	61	79	18	22.78%
0480	BOULDER VALLEY RE 2	6816	PEAK TO PEAK CHARTER SCHOOL	6TH	1	9	1	9	116	136	20	14.71%
0480	BOULDER VALLEY RE 2	6816	PEAK TO PEAK CHARTER SCHOOL	7TH	2	13	2	9	109	135	26	19.26%
0480	BOULDER VALLEY RE 2	6816	PEAK TO PEAK CHARTER SCHOOL	8TH	2	18	2	8	106	136	30	22.06%
0480	BOULDER VALLEY RE 2	6816	PEAK TO PEAK CHARTER SCHOOL	9TH	2	14	2	14	113	145	32	22.07%
0480	BOULDER VALLEY RE 2	6816	PEAK TO PEAK CHARTER SCHOOL	10TH	3	7	2	10	110	132	22	16.67%
0480	BOULDER VALLEY RE 2	6816	PEAK TO PEAK CHARTER SCHOOL	11TH	2	15	0	8	86	111	25	22.52%
0480	BOULDER VALLEY RE 2	6816	PEAK TO PEAK CHARTER SCHOOL	12TH	0	8	2	1	82	93	11	11.83%
0480	BOULDER VALLEY RE 2	6816	PEAK TO PEAK CHARTER SCHOOL	SCHOOL T	17	146	18	82	1,078	1,341	263	19.61%
0480	BOULDER VALLEY RE 2	6962	PIONEER BILINGUAL ELEMENTARY SCHOOL	PK	0	0	1	30	17	48	31	64.58%
0480	BOULDER VALLEY RE 2	6962	PIONEER BILINGUAL ELEMENTARY SCHOOL	HALF DAY	0	0	1	31	28	60	32	53.33%
0480	BOULDER VALLEY RE 2	6962	PIONEER BILINGUAL ELEMENTARY SCHOOL	KINDERG/	0	0	0	7	1	8	7	87.50%
0480	BOULDER VALLEY RE 2	6962	PIONEER BILINGUAL ELEMENTARY SCHOOL	1ST	0	0	1	46	30	77	47	61.04%
0480	BOULDER VALLEY RE 2	6962	PIONEER BILINGUAL ELEMENTARY SCHOOL	2ND	0	1	1	45	23	70	47	67.14%
0480	BOULDER VALLEY RE 2	6962	PIONEER BILINGUAL ELEMENTARY SCHOOL	3RD	2	2	0	32	28	64	36	56.25%
0480	BOULDER VALLEY RE 2	6962	PIONEER BILINGUAL ELEMENTARY SCHOOL	4TH	0	1	1	34	25	61	36	59.02%


COLORADO DEPARTMENT OF EDUCATION
FALL 2007 PUPIL MEMBERSHIP BY DISTRICT, SCHOOL, GRADE, RACE/ETHNICITY, AND GENDER

District Code	DISTRICT	School Code	SCHOOL	GRADE	AMERICAN INDIAN OR ALASKAN NATIVE	ASIAN OR PACIFIC ISLANDER	BLACK (NOT HISPANIC)	HISPANIC	WHITE (NOT HISPANIC)	Total	Total	
											Minority	% Minority
0480	BOULDER VALLEY RE 2	6962	PIONEER BILINGUAL ELEMENTARY SCHOOL	5TH	0	0	1	25	21	47	26	55.32%
0480	BOULDER VALLEY RE 2	6962	PIONEER BILINGUAL ELEMENTARY SCHOOL	SCHOOL T	2	4	6	250	173	435	262	60.23%
0480	BOULDER VALLEY RE 2	7528	RYAN ELEMENTARY SCHOOL	HALF DAY	1	2	3	17	55	78	23	29.49%
0480	BOULDER VALLEY RE 2	7528	RYAN ELEMENTARY SCHOOL	KINDERG/	0	0	0	3	2	5	3	60.00%
0480	BOULDER VALLEY RE 2	7528	RYAN ELEMENTARY SCHOOL	1ST	2	1	3	22	50	78	28	35.90%
0480	BOULDER VALLEY RE 2	7528	RYAN ELEMENTARY SCHOOL	2ND	1	2	2	11	42	58	16	27.59%
0480	BOULDER VALLEY RE 2	7528	RYAN ELEMENTARY SCHOOL	3RD	1	4	1	10	42	58	16	27.59%
0480	BOULDER VALLEY RE 2	7528	RYAN ELEMENTARY SCHOOL	4TH	0	7	3	14	56	80	24	30.00%
0480	BOULDER VALLEY RE 2	7528	RYAN ELEMENTARY SCHOOL	5TH	1	7	1	16	48	73	25	34.25%
0480	BOULDER VALLEY RE 2	7528	RYAN ELEMENTARY SCHOOL	SCHOOL T	6	23	13	93	295	430	135	31.40%
0480	BOULDER VALLEY RE 2	7592	SANCHEZ ELEMENTARY SCHOOL	PK	0	5	0	26	10	41	31	75.61%
0480	BOULDER VALLEY RE 2	7592	SANCHEZ ELEMENTARY SCHOOL	HALF DAY	0	0	0	0	1	1	0	0.00%
0480	BOULDER VALLEY RE 2	7592	SANCHEZ ELEMENTARY SCHOOL	KINDERG/	1	1	2	40	11	55	44	80.00%
0480	BOULDER VALLEY RE 2	7592	SANCHEZ ELEMENTARY SCHOOL	1ST	0	4	2	26	17	49	32	65.31%
0480	BOULDER VALLEY RE 2	7592	SANCHEZ ELEMENTARY SCHOOL	2ND	0	1	0	34	11	46	35	76.09%
0480	BOULDER VALLEY RE 2	7592	SANCHEZ ELEMENTARY SCHOOL	3RD	0	1	0	23	12	36	24	66.67%
0480	BOULDER VALLEY RE 2	7592	SANCHEZ ELEMENTARY SCHOOL	4TH	1	1	0	20	15	37	22	59.46%
0480	BOULDER VALLEY RE 2	7592	SANCHEZ ELEMENTARY SCHOOL	5TH	0	3	0	20	17	40	23	57.50%
0480	BOULDER VALLEY RE 2	7592	SANCHEZ ELEMENTARY SCHOOL	SCHOOL T	2	16	4	189	94	305	211	69.18%
0480	BOULDER VALLEY RE 2	8135	SOUTHERN HILLS MIDDLE SCHOOL	6TH	1	11	3	4	138	157	19	12.10%
0480	BOULDER VALLEY RE 2	8135	SOUTHERN HILLS MIDDLE SCHOOL	7TH	1	13	4	5	131	154	23	14.94%
0480	BOULDER VALLEY RE 2	8135	SOUTHERN HILLS MIDDLE SCHOOL	8TH	1	13	3	4	155	176	21	11.93%
0480	BOULDER VALLEY RE 2	8135	SOUTHERN HILLS MIDDLE SCHOOL	SCHOOL T	3	37	10	13	424	487	63	12.94%
0480	BOULDER VALLEY RE 2	8387	SUMMIT MIDDLE CHARTER SCHOOL	6TH	0	13	1	1	96	111	15	13.51%
0480	BOULDER VALLEY RE 2	8387	SUMMIT MIDDLE CHARTER SCHOOL	7TH	1	13	0	2	87	103	16	15.53%
0480	BOULDER VALLEY RE 2	8387	SUMMIT MIDDLE CHARTER SCHOOL	8TH	0	11	0	2	85	98	13	13.27%
0480	BOULDER VALLEY RE 2	8387	SUMMIT MIDDLE CHARTER SCHOOL	SCHOOL T	1	37	1	5	268	312	44	14.10%
0480	BOULDER VALLEY RE 2	8418	SUPERIOR ELEMENTARY SCHOOL	HALF DAY	1	7	1	1	63	73	10	13.70%
0480	BOULDER VALLEY RE 2	8418	SUPERIOR ELEMENTARY SCHOOL	1ST	1	14	2	1	103	121	18	14.88%
0480	BOULDER VALLEY RE 2	8418	SUPERIOR ELEMENTARY SCHOOL	2ND	0	12	2	2	98	114	16	14.04%
0480	BOULDER VALLEY RE 2	8418	SUPERIOR ELEMENTARY SCHOOL	3RD	2	10	3	5	95	115	20	17.39%
0480	BOULDER VALLEY RE 2	8418	SUPERIOR ELEMENTARY SCHOOL	4TH	0	10	3	1	103	117	14	11.97%
0480	BOULDER VALLEY RE 2	8418	SUPERIOR ELEMENTARY SCHOOL	5TH	0	11	0	4	78	93	15	16.13%
0480	BOULDER VALLEY RE 2	8418	SUPERIOR ELEMENTARY SCHOOL	SCHOOL T	4	64	11	14	540	633	93	14.69%
0480	BOULDER VALLEY RE 2	8978	UNIVERSITY HILL ELEMENTARY SCHOOL	PK	1	0	1	25	20	47	27	57.45%
0480	BOULDER VALLEY RE 2	8978	UNIVERSITY HILL ELEMENTARY SCHOOL	HALF DAY	0	0	0	18	11	29	18	62.07%
0480	BOULDER VALLEY RE 2	8978	UNIVERSITY HILL ELEMENTARY SCHOOL	KINDERG/	0	0	0	4	0	4	4	100.00%
0480	BOULDER VALLEY RE 2	8978	UNIVERSITY HILL ELEMENTARY SCHOOL	1ST	0	1	2	42	26	71	45	63.38%
0480	BOULDER VALLEY RE 2	8978	UNIVERSITY HILL ELEMENTARY SCHOOL	2ND	0	0	0	27	8	35	27	77.14%
0480	BOULDER VALLEY RE 2	8978	UNIVERSITY HILL ELEMENTARY SCHOOL	3RD	0	1	1	25	10	37	27	72.97%
0480	BOULDER VALLEY RE 2	8978	UNIVERSITY HILL ELEMENTARY SCHOOL	4TH	1	0	0	32	17	50	33	66.00%
0480	BOULDER VALLEY RE 2	8978	UNIVERSITY HILL ELEMENTARY SCHOOL	5TH	2	1	0	33	12	48	36	75.00%
0480	BOULDER VALLEY RE 2	8978	UNIVERSITY HILL ELEMENTARY SCHOOL	SCHOOL T	4	3	4	206	104	321	217	67.60%
0480	BOULDER VALLEY RE 2	9544	WHITTIER ELEMENTARY SCHOOL	HALF DAY	0	4	1	11	39	55	16	29.09%
0480	BOULDER VALLEY RE 2	9544	WHITTIER ELEMENTARY SCHOOL	KINDERG/	0	0	0	1	0	1	1	100.00%
0480	BOULDER VALLEY RE 2	9544	WHITTIER ELEMENTARY SCHOOL	1ST	0	3	1	19	32	55	23	41.82%
0480	BOULDER VALLEY RE 2	9544	WHITTIER ELEMENTARY SCHOOL	2ND	0	4	1	7	39	51	12	23.53%
0480	BOULDER VALLEY RE 2	9544	WHITTIER ELEMENTARY SCHOOL	3RD	0	1	2	12	42	57	15	26.32%
0480	BOULDER VALLEY RE 2	9544	WHITTIER ELEMENTARY SCHOOL	4TH	0	2	1	11	42	56	14	25.00%
0480	BOULDER VALLEY RE 2	9544	WHITTIER ELEMENTARY SCHOOL	5TH	0	4	0	7	34	45	11	24.44%
0480	BOULDER VALLEY RE 2	9544	WHITTIER ELEMENTARY SCHOOL	SCHOOL T	0	18	6	68	228	320	92	28.75%
0480	BOULDER VALLEY RE 2		DISTRICT TOTAL		194	1,912	444	4,146	22,000	28,696	6,696	23.33%
0490	BUENA VISTA R-31	1130	BUENA VISTA HIGH SCHOOL	9TH	1	1	0	6	81	89	8	8.99%
0490	BUENA VISTA R-31	1130	BUENA VISTA HIGH SCHOOL	10TH	0	0	0	8	76	84	8	9.52%
0490	BUENA VISTA R-31	1130	BUENA VISTA HIGH SCHOOL	11TH	1	1	0	7	88	97	9	9.28%
0490	BUENA VISTA R-31	1130	BUENA VISTA HIGH SCHOOL	12TH	0	0	0	3	75	78	3	3.85%
0490	BUENA VISTA R-31	1130	BUENA VISTA HIGH SCHOOL	SCHOOL T	2	2	0	24	320	348	28	8.05%
0490	BUENA VISTA R-31	1132	HARRY L MC GINNIS MIDDLE SCHOOL	6TH	2	0	0	5	42	49	7	14.29%
0490	BUENA VISTA R-31	1132	HARRY L MC GINNIS MIDDLE SCHOOL	7TH	1	1	1	10	53	66	13	19.70%
0490	BUENA VISTA R-31	1132	HARRY L MC GINNIS MIDDLE SCHOOL	8TH	0	0	2	5	83	90	7	7.78%
0490	BUENA VISTA R-31	1132	HARRY L MC GINNIS MIDDLE SCHOOL	SCHOOL T	3	1	3	20	178	205	27	13.17%
0490	BUENA VISTA R-31	1508	CHAFFEE COUNTY HIGH SCHOOL	9TH	0	0	0	0	5	5	0	0.00%
0490	BUENA VISTA R-31	1508	CHAFFEE COUNTY HIGH SCHOOL	10TH	0	0	0	4	21	25	4	16.00%




COLORADO DEPARTMENT OF EDUCATION
FALL 2007 PUPIL MEMBERSHIP BY DISTRICT, SCHOOL, GRADE, RACE/ETHNICITY, AND GENDER

District Code	DISTRICT	School Code	SCHOOL	GRADE	AMERICAN	ASIAN OR	BLACK (NOT	WHITE (NOT		Total	Total	
					INDIAN OR ALASKAN NATIVE	PACIFIC ISLANDER	HISPANIC)	HISPANIC	HISPANIC)		Minority	% Minority
0490	BUENA VISTA R-31	1508	CHAFFEE COUNTY HIGH SCHOOL	11TH	0	0	1	1	16	18	2	11.11%
0490	BUENA VISTA R-31	1508	CHAFFEE COUNTY HIGH SCHOOL	12TH	0	0	0	0	7	7	0	0.00%
0490	BUENA VISTA R-31	1508	CHAFFEE COUNTY HIGH SCHOOL	SCHOOL T	0	0	1	5	49	55	6	10.91%
0490	BUENA VISTA R-31	4306	AVERY/PARSONS ELEMENTARY SCHOOL	PK	0	0	1	2	53	56	3	5.36%
0490	BUENA VISTA R-31	4306	AVERY/PARSONS ELEMENTARY SCHOOL	HALF DAY	0	0	0	2	23	25	2	8.00%
0490	BUENA VISTA R-31	4306	AVERY/PARSONS ELEMENTARY SCHOOL	KINDERG/	0	0	0	0	16	16	0	0.00%
0490	BUENA VISTA R-31	4306	AVERY/PARSONS ELEMENTARY SCHOOL	1ST	0	0	0	1	57	58	1	1.72%
0490	BUENA VISTA R-31	4306	AVERY/PARSONS ELEMENTARY SCHOOL	2ND	1	1	0	4	48	54	6	11.11%
0490	BUENA VISTA R-31	4306	AVERY/PARSONS ELEMENTARY SCHOOL	3RD	1	0	1	2	59	63	4	6.35%
0490	BUENA VISTA R-31	4306	AVERY/PARSONS ELEMENTARY SCHOOL	4TH	2	0	1	6	57	66	9	13.64%
0490	BUENA VISTA R-31	4306	AVERY/PARSONS ELEMENTARY SCHOOL	5TH	1	1	0	6	58	66	8	12.12%
0490	BUENA VISTA R-31	4306	AVERY/PARSONS ELEMENTARY SCHOOL	SCHOOL T	5	2	3	23	371	404	33	8.17%
0490	BUENA VISTA R-31		DISTRICT TOTAL		10	5	7	72	918	1,012	94	9.29%
0500	SALIDA R-32	4680	SALIDA MIDDLE SCHOOL	5TH	0	0	0	9	69	78	9	11.54%
0500	SALIDA R-32	4680	SALIDA MIDDLE SCHOOL	6TH	1	1	0	5	65	72	7	9.72%
0500	SALIDA R-32	4680	SALIDA MIDDLE SCHOOL	7TH	1	2	0	8	57	68	11	16.18%
0500	SALIDA R-32	4680	SALIDA MIDDLE SCHOOL	8TH	2	0	0	9	61	72	11	15.28%
0500	SALIDA R-32	4680	SALIDA MIDDLE SCHOOL	SCHOOL T	4	3	0	31	252	290	38	13.10%
0500	SALIDA R-32	5268	LONGFELLOW ELEMENTARY SCHOOL	HALF DAY	0	0	1	5	25	31	6	19.35%
0500	SALIDA R-32	5268	LONGFELLOW ELEMENTARY SCHOOL	KINDERG/	0	0	0	5	29	34	5	14.71%
0500	SALIDA R-32	5268	LONGFELLOW ELEMENTARY SCHOOL	1ST	1	0	0	12	95	108	13	12.04%
0500	SALIDA R-32	5268	LONGFELLOW ELEMENTARY SCHOOL	2ND	0	1	0	10	67	78	11	14.10%
0500	SALIDA R-32	5268	LONGFELLOW ELEMENTARY SCHOOL	3RD	0	1	0	10	74	85	11	12.94%
0500	SALIDA R-32	5268	LONGFELLOW ELEMENTARY SCHOOL	4TH	2	2	0	4	70	78	8	10.26%
0500	SALIDA R-32	5268	LONGFELLOW ELEMENTARY SCHOOL	SCHOOL T	3	4	1	46	360	414	54	13.04%
0500	SALIDA R-32	7568	SALIDA HIGH SCHOOL	9TH	3	2	0	12	80	97	17	17.53%
0500	SALIDA R-32	7568	SALIDA HIGH SCHOOL	10TH	3	0	0	8	83	94	11	11.70%
0500	SALIDA R-32	7568	SALIDA HIGH SCHOOL	11TH	0	1	0	9	66	76	10	13.16%
0500	SALIDA R-32	7568	SALIDA HIGH SCHOOL	12TH	0	2	0	8	70	80	10	12.50%
0500	SALIDA R-32	7568	SALIDA HIGH SCHOOL	SCHOOL T	6	5	0	37	299	347	48	13.83%
0500	SALIDA R-32		DISTRICT TOTAL		13	12	1	114	911	1,051	140	13.32%
0510	KIT CARSON R-1	4738	KIT CARSON ELEMENTARY SCHOOL	HALF DAY	0	0	0	0	5	5	0	0.00%
0510	KIT CARSON R-1	4738	KIT CARSON ELEMENTARY SCHOOL	KINDERG/	0	0	0	0	2	2	0	0.00%
0510	KIT CARSON R-1	4738	KIT CARSON ELEMENTARY SCHOOL	1ST	0	0	0	0	12	12	0	0.00%
0510	KIT CARSON R-1	4738	KIT CARSON ELEMENTARY SCHOOL	2ND	0	0	0	1	6	7	1	14.29%
0510	KIT CARSON R-1	4738	KIT CARSON ELEMENTARY SCHOOL	3RD	0	0	0	0	6	6	0	0.00%
0510	KIT CARSON R-1	4738	KIT CARSON ELEMENTARY SCHOOL	4TH	0	0	0	4	7	11	4	36.36%
0510	KIT CARSON R-1	4738	KIT CARSON ELEMENTARY SCHOOL	5TH	0	0	0	0	7	7	0	0.00%
0510	KIT CARSON R-1	4738	KIT CARSON ELEMENTARY SCHOOL	SCHOOL T	0	0	0	5	45	50	5	10.00%
0510	KIT CARSON R-1	4742	KIT CARSON JUNIOR-SENIOR HIGH SCHOOL	6TH	0	0	0	2	5	7	2	28.57%
0510	KIT CARSON R-1	4742	KIT CARSON JUNIOR-SENIOR HIGH SCHOOL	7TH	0	0	0	1	9	10	1	10.00%
0510	KIT CARSON R-1	4742	KIT CARSON JUNIOR-SENIOR HIGH SCHOOL	8TH	0	0	0	1	6	7	1	14.29%
0510	KIT CARSON R-1	4742	KIT CARSON JUNIOR-SENIOR HIGH SCHOOL	9TH	0	0	0	1	6	7	1	14.29%
0510	KIT CARSON R-1	4742	KIT CARSON JUNIOR-SENIOR HIGH SCHOOL	10TH	0	0	1	0	3	4	1	25.00%
0510	KIT CARSON R-1	4742	KIT CARSON JUNIOR-SENIOR HIGH SCHOOL	11TH	0	0	0	0	8	8	0	0.00%
0510	KIT CARSON R-1	4742	KIT CARSON JUNIOR-SENIOR HIGH SCHOOL	12TH	0	0	0	2	6	8	2	25.00%
0510	KIT CARSON R-1	4742	KIT CARSON JUNIOR-SENIOR HIGH SCHOOL	SCHOOL T	0	0	1	7	43	51	8	15.69%
0510	KIT CARSON R-1		DISTRICT TOTAL		0	0	1	12	88	101	13	12.87%
0520	CHEYENNE COUNTY RE-5	1608	CHEYENNE WELLS ELEMENTARY SCHOOL	PK	0	0	0	4	18	22	4	18.18%
0520	CHEYENNE COUNTY RE-5	1608	CHEYENNE WELLS ELEMENTARY SCHOOL	KINDERG/	0	0	0	2	16	18	2	11.11%
0520	CHEYENNE COUNTY RE-5	1608	CHEYENNE WELLS ELEMENTARY SCHOOL	1ST	0	0	0	3	4	7	3	42.86%
0520	CHEYENNE COUNTY RE-5	1608	CHEYENNE WELLS ELEMENTARY SCHOOL	2ND	0	0	0	2	12	14	2	14.29%
0520	CHEYENNE COUNTY RE-5	1608	CHEYENNE WELLS ELEMENTARY SCHOOL	3RD	0	0	1	2	12	15	3	20.00%
0520	CHEYENNE COUNTY RE-5	1608	CHEYENNE WELLS ELEMENTARY SCHOOL	4TH	0	0	1	4	7	12	5	41.67%
0520	CHEYENNE COUNTY RE-5	1608	CHEYENNE WELLS ELEMENTARY SCHOOL	5TH	0	0	0	1	12	13	1	7.69%
0520	CHEYENNE COUNTY RE-5	1608	CHEYENNE WELLS ELEMENTARY SCHOOL	SCHOOL T	0	0	2	18	81	101	20	19.80%
0520	CHEYENNE COUNTY RE-5	1610	CHEYENNE WELLS MIDDLE SCHOOL	6TH	0	0	0	3	10	13	3	23.08%
0520	CHEYENNE COUNTY RE-5	1610	CHEYENNE WELLS MIDDLE SCHOOL	7TH	0	0	0	0	15	15	0	0.00%
0520	CHEYENNE COUNTY RE-5	1610	CHEYENNE WELLS MIDDLE SCHOOL	8TH	0	0	0	6	10	16	6	37.50%
0520	CHEYENNE COUNTY RE-5	1610	CHEYENNE WELLS MIDDLE SCHOOL	SCHOOL T	0	0	0	9	35	44	9	20.45%
0520	CHEYENNE COUNTY RE-5	1612	CHEYENNE WELLS HIGH SCHOOL	9TH	0	0	0	3	19	22	3	13.64%
0520	CHEYENNE COUNTY RE-5	1612	CHEYENNE WELLS HIGH SCHOOL	10TH	0	0	0	3	10	13	3	23.08%
0520	CHEYENNE COUNTY RE-5	1612	CHEYENNE WELLS HIGH SCHOOL	11TH	0	0	0	3	15	18	3	16.67%



COLORADO DEPARTMENT OF EDUCATION
FALL 2007 PUPIL MEMBERSHIP BY DISTRICT, SCHOOL, GRADE, RACE/ETHNICITY, AND GENDER

District Code	DISTRICT	School Code	SCHOOL	GRADE	AMERICAN	ASIAN OR	BLACK (NOT	WHITE (NOT		Total	Total	
					INDIAN OR ALASKAN NATIVE	PACIFIC ISLANDER	HISPANIC)	HISPANIC	HISPANIC)		Minority	% Minority
0520	CHEYENNE COUNTY RE-5	1612	CHEYENNE WELLS HIGH SCHOOL	12TH	0	0	0	2	19	21	2	9.52%
0520	CHEYENNE COUNTY RE-5	1612	CHEYENNE WELLS HIGH SCHOOL	SCHOOL T	0	0	0	11	63	74	11	14.86%
0520	CHEYENNE COUNTY RE-5		DISTRICT TOTAL		0	0	2	38	179	219	40	18.26%
0540	CLEAR CREEK RE-1	1660	CLEAR CREEK MIDDLE SCHOOL	7TH	0	0	0	4	58	62	4	6.45%
0540	CLEAR CREEK RE-1	1660	CLEAR CREEK MIDDLE SCHOOL	8TH	5	1	1	13	54	74	20	27.03%
0540	CLEAR CREEK RE-1	1660	CLEAR CREEK MIDDLE SCHOOL	SCHOOL T	5	1	1	17	112	136	24	17.65%
0540	CLEAR CREEK RE-1	3385	GEORGETOWN COMMUNITY SCHOOL	PK	0	0	1	1	11	13	2	15.38%
0540	CLEAR CREEK RE-1	3385	GEORGETOWN COMMUNITY SCHOOL	HALF DAY	0	1	0	0	14	15	1	6.67%
0540	CLEAR CREEK RE-1	3385	GEORGETOWN COMMUNITY SCHOOL	1ST	0	0	1	2	13	16	3	18.75%
0540	CLEAR CREEK RE-1	3385	GEORGETOWN COMMUNITY SCHOOL	2ND	0	0	0	2	11	13	2	15.38%
0540	CLEAR CREEK RE-1	3385	GEORGETOWN COMMUNITY SCHOOL	3RD	0	0	0	2	13	15	2	13.33%
0540	CLEAR CREEK RE-1	3385	GEORGETOWN COMMUNITY SCHOOL	4TH	0	0	0	2	14	16	2	12.50%
0540	CLEAR CREEK RE-1	3385	GEORGETOWN COMMUNITY SCHOOL	5TH	0	0	0	0	14	14	0	0.00%
0540	CLEAR CREEK RE-1	3385	GEORGETOWN COMMUNITY SCHOOL	6TH	0	0	0	2	15	17	2	11.76%
0540	CLEAR CREEK RE-1	3385	GEORGETOWN COMMUNITY SCHOOL	SCHOOL T	0	1	2	11	105	119	14	11.76%
0540	CLEAR CREEK RE-1	4212	CARLSON ELEMENTARY SCHOOL	PK	0	1	0	2	40	43	3	6.98%
0540	CLEAR CREEK RE-1	4212	CARLSON ELEMENTARY SCHOOL	HALF DAY	0	0	0	2	15	17	2	11.76%
0540	CLEAR CREEK RE-1	4212	CARLSON ELEMENTARY SCHOOL	KINDERG/	0	0	1	1	14	16	2	12.50%
0540	CLEAR CREEK RE-1	4212	CARLSON ELEMENTARY SCHOOL	1ST	0	2	2	3	28	35	7	20.00%
0540	CLEAR CREEK RE-1	4212	CARLSON ELEMENTARY SCHOOL	2ND	0	1	0	2	34	37	3	8.11%
0540	CLEAR CREEK RE-1	4212	CARLSON ELEMENTARY SCHOOL	3RD	1	1	1	5	19	27	8	29.63%
0540	CLEAR CREEK RE-1	4212	CARLSON ELEMENTARY SCHOOL	4TH	0	0	1	5	38	44	6	13.64%
0540	CLEAR CREEK RE-1	4212	CARLSON ELEMENTARY SCHOOL	5TH	0	1	0	6	25	32	7	21.88%
0540	CLEAR CREEK RE-1	4212	CARLSON ELEMENTARY SCHOOL	6TH	0	0	1	1	20	22	2	9.09%
0540	CLEAR CREEK RE-1	4212	CARLSON ELEMENTARY SCHOOL	SCHOOL T	1	6	6	27	233	273	40	14.65%
0540	CLEAR CREEK RE-1	4216	CLEAR CREEK HIGH SCHOOL	9TH	1	0	1	6	67	75	8	10.67%
0540	CLEAR CREEK RE-1	4216	CLEAR CREEK HIGH SCHOOL	10TH	1	2	0	7	58	68	10	14.71%
0540	CLEAR CREEK RE-1	4216	CLEAR CREEK HIGH SCHOOL	11TH	2	1	0	1	74	78	4	5.13%
0540	CLEAR CREEK RE-1	4216	CLEAR CREEK HIGH SCHOOL	12TH	0	0	2	4	76	82	6	7.32%
0540	CLEAR CREEK RE-1	4216	CLEAR CREEK HIGH SCHOOL	SCHOOL T	4	3	3	18	275	303	28	9.24%
0540	CLEAR CREEK RE-1	4700	KING-MURPHY ELEMENTARY SCHOOL	PK	1	1	1	1	20	24	4	16.67%
0540	CLEAR CREEK RE-1	4700	KING-MURPHY ELEMENTARY SCHOOL	HALF DAY	0	0	3	2	28	33	5	15.15%
0540	CLEAR CREEK RE-1	4700	KING-MURPHY ELEMENTARY SCHOOL	1ST	0	0	0	0	21	21	0	0.00%
0540	CLEAR CREEK RE-1	4700	KING-MURPHY ELEMENTARY SCHOOL	2ND	0	2	1	1	21	25	4	16.00%
0540	CLEAR CREEK RE-1	4700	KING-MURPHY ELEMENTARY SCHOOL	3RD	0	0	0	2	29	31	2	6.45%
0540	CLEAR CREEK RE-1	4700	KING-MURPHY ELEMENTARY SCHOOL	4TH	0	0	0	1	23	24	1	4.17%
0540	CLEAR CREEK RE-1	4700	KING-MURPHY ELEMENTARY SCHOOL	5TH	1	0	0	3	24	28	4	14.29%
0540	CLEAR CREEK RE-1	4700	KING-MURPHY ELEMENTARY SCHOOL	6TH	1	0	0	1	25	27	2	7.41%
0540	CLEAR CREEK RE-1	4700	KING-MURPHY ELEMENTARY SCHOOL	SCHOOL T	3	6	4	9	191	213	22	10.33%
0540	CLEAR CREEK RE-1		DISTRICT TOTAL		13	17	16	82	916	1,044	128	12.26%
0550	NORTH CONEJOS RE-1J	1276	CENTAURI MIDDLE SCHOOL	6TH	0	0	1	47	32	80	48	60.00%
0550	NORTH CONEJOS RE-1J	1276	CENTAURI MIDDLE SCHOOL	7TH	0	0	1	43	29	73	44	60.27%
0550	NORTH CONEJOS RE-1J	1276	CENTAURI MIDDLE SCHOOL	8TH	0	0	0	38	30	68	38	55.88%
0550	NORTH CONEJOS RE-1J	1276	CENTAURI MIDDLE SCHOOL	SCHOOL T	0	0	2	128	91	221	130	58.82%
0550	NORTH CONEJOS RE-1J	1378	CENTAURI HIGH SCHOOL	9TH	0	0	1	52	32	85	53	62.35%
0550	NORTH CONEJOS RE-1J	1378	CENTAURI HIGH SCHOOL	10TH	0	1	1	34	44	80	36	45.00%
0550	NORTH CONEJOS RE-1J	1378	CENTAURI HIGH SCHOOL	11TH	0	2	1	36	23	62	39	62.90%
0550	NORTH CONEJOS RE-1J	1378	CENTAURI HIGH SCHOOL	12TH	1	1	0	37	52	91	39	42.86%
0550	NORTH CONEJOS RE-1J	1378	CENTAURI HIGH SCHOOL	SCHOOL T	1	4	3	159	151	318	167	52.52%
0550	NORTH CONEJOS RE-1J	4836	LA JARA ELEMENTARY SCHOOL	PK	0	0	0	3	2	5	3	60.00%
0550	NORTH CONEJOS RE-1J	4836	LA JARA ELEMENTARY SCHOOL	HALF DAY	0	0	0	10	3	13	10	76.92%
0550	NORTH CONEJOS RE-1J	4836	LA JARA ELEMENTARY SCHOOL	KINDERG/	0	0	0	12	6	18	12	66.67%
0550	NORTH CONEJOS RE-1J	4836	LA JARA ELEMENTARY SCHOOL	1ST	0	0	0	22	15	37	22	59.46%
0550	NORTH CONEJOS RE-1J	4836	LA JARA ELEMENTARY SCHOOL	2ND	0	0	0	33	18	51	33	64.71%
0550	NORTH CONEJOS RE-1J	4836	LA JARA ELEMENTARY SCHOOL	3RD	0	0	2	22	12	36	24	66.67%
0550	NORTH CONEJOS RE-1J	4836	LA JARA ELEMENTARY SCHOOL	4TH	0	0	0	29	12	41	29	70.73%
0550	NORTH CONEJOS RE-1J	4836	LA JARA ELEMENTARY SCHOOL	5TH	0	0	1	23	20	44	24	54.55%
0550	NORTH CONEJOS RE-1J	4836	LA JARA ELEMENTARY SCHOOL	SCHOOL T	0	0	3	154	88	245	157	64.08%
0550	NORTH CONEJOS RE-1J	4837	LA JARA SECOND CHANCE SCHOOL	2ND	0	0	0	0	1	1	0	0.00%
0550	NORTH CONEJOS RE-1J	4837	LA JARA SECOND CHANCE SCHOOL	3RD	0	0	0	0	1	1	0	0.00%
0550	NORTH CONEJOS RE-1J	4837	LA JARA SECOND CHANCE SCHOOL	6TH	0	0	0	1	0	1	1	100.00%
0550	NORTH CONEJOS RE-1J	4837	LA JARA SECOND CHANCE SCHOOL	7TH	0	0	0	1	1	2	1	50.00%
0550	NORTH CONEJOS RE-1J	4837	LA JARA SECOND CHANCE SCHOOL	8TH	0	0	0	2	0	2	2	100.00%



COLORADO DEPARTMENT OF EDUCATION
FALL 2007 PUPIL MEMBERSHIP BY DISTRICT, SCHOOL, GRADE, RACE/ETHNICITY, AND GENDER


District Code	DISTRICT	School Code	SCHOOL	GRADE	AMERICAN	ASIAN OR	BLACK (NOT	WHITE (NOT		Total	Total	
					INDIAN OR ALASKAN NATIVE	PACIFIC ISLANDER	HISPANIC)	HISPANIC	HISPANIC)		Minority	% Minority
0550	NORTH CONEJOS RE-1J	4837	LA JARA SECOND CHANCE SCHOOL	9TH	0	0	0	4	0	4	4	100.00%
0550	NORTH CONEJOS RE-1J	4837	LA JARA SECOND CHANCE SCHOOL	10TH	0	0	0	8	3	11	8	72.73%
0550	NORTH CONEJOS RE-1J	4837	LA JARA SECOND CHANCE SCHOOL	11TH	0	0	0	30	3	33	30	90.91%
0550	NORTH CONEJOS RE-1J	4837	LA JARA SECOND CHANCE SCHOOL	12TH	1	0	0	27	13	41	28	68.29%
0550	NORTH CONEJOS RE-1J	4837	LA JARA SECOND CHANCE SCHOOL	SCHOOL T	1	0	0	73	22	96	74	77.08%
0550	NORTH CONEJOS RE-1J	5422	MANASSA ELEMENTARY SCHOOL	HALF DAY	0	0	1	14	20	35	15	42.86%
0550	NORTH CONEJOS RE-1J	5422	MANASSA ELEMENTARY SCHOOL	1ST	0	0	1	26	21	48	27	56.25%
0550	NORTH CONEJOS RE-1J	5422	MANASSA ELEMENTARY SCHOOL	2ND	1	0	0	29	20	50	30	60.00%
0550	NORTH CONEJOS RE-1J	5422	MANASSA ELEMENTARY SCHOOL	3RD	0	0	0	24	20	44	24	54.55%
0550	NORTH CONEJOS RE-1J	5422	MANASSA ELEMENTARY SCHOOL	4TH	1	0	0	21	13	35	22	62.86%
0550	NORTH CONEJOS RE-1J	5422	MANASSA ELEMENTARY SCHOOL	5TH	0	0	0	18	20	38	18	47.37%
0550	NORTH CONEJOS RE-1J	5422	MANASSA ELEMENTARY SCHOOL	SCHOOL T	2	0	2	132	114	250	136	54.40%
0550	NORTH CONEJOS RE-1J		DISTRICT TOTAL		4	4	10	646	466	1,130	664	58.76%
0560	SANFORD 6J	7612	SANFORD ELEMENTARY SCHOOL	PK	0	0	0	6	11	17	6	35.29%
0560	SANFORD 6J	7612	SANFORD ELEMENTARY SCHOOL	KINDERG/	0	1	0	14	21	36	15	41.67%
0560	SANFORD 6J	7612	SANFORD ELEMENTARY SCHOOL	1ST	0	0	0	10	24	34	10	29.41%
0560	SANFORD 6J	7612	SANFORD ELEMENTARY SCHOOL	2ND	0	0	0	8	15	23	8	34.78%
0560	SANFORD 6J	7612	SANFORD ELEMENTARY SCHOOL	3RD	0	0	0	10	22	32	10	31.25%
0560	SANFORD 6J	7612	SANFORD ELEMENTARY SCHOOL	4TH	0	1	0	9	16	26	10	38.46%
0560	SANFORD 6J	7612	SANFORD ELEMENTARY SCHOOL	5TH	0	0	0	13	13	26	13	50.00%
0560	SANFORD 6J	7612	SANFORD ELEMENTARY SCHOOL	6TH	0	0	0	7	11	18	7	38.89%
0560	SANFORD 6J	7612	SANFORD ELEMENTARY SCHOOL	SCHOOL T	0	2	0	77	133	212	79	37.26%
0560	SANFORD 6J	7616	SANFORD JUNIOR/SENIOR HIGH SCHOOL	7TH	0	0	0	5	15	20	5	25.00%
0560	SANFORD 6J	7616	SANFORD JUNIOR/SENIOR HIGH SCHOOL	8TH	0	0	0	4	17	21	4	19.05%
0560	SANFORD 6J	7616	SANFORD JUNIOR/SENIOR HIGH SCHOOL	9TH	0	0	0	9	15	24	9	37.50%
0560	SANFORD 6J	7616	SANFORD JUNIOR/SENIOR HIGH SCHOOL	10TH	0	0	0	7	23	30	7	23.33%
0560	SANFORD 6J	7616	SANFORD JUNIOR/SENIOR HIGH SCHOOL	11TH	0	0	0	7	25	32	7	21.88%
0560	SANFORD 6J	7616	SANFORD JUNIOR/SENIOR HIGH SCHOOL	12TH	0	0	0	5	10	15	5	33.33%
0560	SANFORD 6J	7616	SANFORD JUNIOR/SENIOR HIGH SCHOOL	SCHOOL T	0	0	0	37	105	142	37	26.06%
0560	SANFORD 6J		DISTRICT TOTAL		0	2	0	114	238	354	116	32.77%
0580	SOUTH CONEJOS RE-10	0248	GUADALUPE ELEMENTARY SCHOOL	PK	0	0	0	1	0	1	1	100.00%
0580	SOUTH CONEJOS RE-10	0248	GUADALUPE ELEMENTARY SCHOOL	KINDERG/	0	0	0	16	1	17	16	94.12%
0580	SOUTH CONEJOS RE-10	0248	GUADALUPE ELEMENTARY SCHOOL	1ST	0	0	0	21	2	23	21	91.30%
0580	SOUTH CONEJOS RE-10	0248	GUADALUPE ELEMENTARY SCHOOL	2ND	0	0	0	17	0	17	17	100.00%
0580	SOUTH CONEJOS RE-10	0248	GUADALUPE ELEMENTARY SCHOOL	3RD	0	0	1	9	0	10	10	100.00%
0580	SOUTH CONEJOS RE-10	0248	GUADALUPE ELEMENTARY SCHOOL	4TH	0	0	0	20	0	20	20	100.00%
0580	SOUTH CONEJOS RE-10	0248	GUADALUPE ELEMENTARY SCHOOL	5TH	0	0	0	15	2	17	15	88.24%
0580	SOUTH CONEJOS RE-10	0248	GUADALUPE ELEMENTARY SCHOOL	6TH	0	0	0	19	0	19	19	100.00%
0580	SOUTH CONEJOS RE-10	0248	GUADALUPE ELEMENTARY SCHOOL	SCHOOL T	0	0	1	118	5	124	119	95.97%
0580	SOUTH CONEJOS RE-10	0250	ANTONITO JUNIOR HIGH SCHOOL	7TH	0	0	1	16	1	18	17	94.44%
0580	SOUTH CONEJOS RE-10	0250	ANTONITO JUNIOR HIGH SCHOOL	8TH	0	0	0	24	1	25	24	96.00%
0580	SOUTH CONEJOS RE-10	0250	ANTONITO JUNIOR HIGH SCHOOL	SCHOOL T	0	0	1	40	2	43	41	95.35%
0580	SOUTH CONEJOS RE-10	0252	ANTONITO HIGH SCHOOL	9TH	0	0	0	28	1	29	28	96.55%
0580	SOUTH CONEJOS RE-10	0252	ANTONITO HIGH SCHOOL	10TH	0	0	1	38	3	42	39	92.86%
0580	SOUTH CONEJOS RE-10	0252	ANTONITO HIGH SCHOOL	11TH	0	0	0	21	2	23	21	91.30%
0580	SOUTH CONEJOS RE-10	0252	ANTONITO HIGH SCHOOL	12TH	0	0	0	17	1	18	17	94.44%
0580	SOUTH CONEJOS RE-10	0252	ANTONITO HIGH SCHOOL	SCHOOL T	0	0	1	104	7	112	105	93.75%
0580	SOUTH CONEJOS RE-10		DISTRICT TOTAL		0	0	3	262	14	279	265	94.98%
0640	CENTENNIAL R-1	1396	CENTENNIAL JUNIOR HIGH SCHOOL	7TH	0	0	1	20	3	24	21	87.50%
0640	CENTENNIAL R-1	1396	CENTENNIAL JUNIOR HIGH SCHOOL	8TH	0	0	0	13	0	13	13	100.00%
0640	CENTENNIAL R-1	1396	CENTENNIAL JUNIOR HIGH SCHOOL	SCHOOL T	0	0	1	33	3	37	34	91.89%
0640	CENTENNIAL R-1	1398	CENTENNIAL HIGH SCHOOL	9TH	0	0	0	11	2	13	11	84.62%
0640	CENTENNIAL R-1	1398	CENTENNIAL HIGH SCHOOL	10TH	0	0	0	8	1	9	8	88.89%
0640	CENTENNIAL R-1	1398	CENTENNIAL HIGH SCHOOL	11TH	0	0	0	14	2	16	14	87.50%
0640	CENTENNIAL R-1	1398	CENTENNIAL HIGH SCHOOL	12TH	1	0	0	7	2	10	8	80.00%
0640	CENTENNIAL R-1	1398	CENTENNIAL HIGH SCHOOL	SCHOOL T	1	0	0	40	7	48	41	85.42%
0640	CENTENNIAL R-1	7588	CENTENNIAL ELEMENTARY SCHOOL	PK	0	0	0	10	0	10	10	100.00%
0640	CENTENNIAL R-1	7588	CENTENNIAL ELEMENTARY SCHOOL	HALF DAY	0	0	0	19	2	21	19	90.48%
0640	CENTENNIAL R-1	7588	CENTENNIAL ELEMENTARY SCHOOL	1ST	0	0	0	23	0	23	23	100.00%
0640	CENTENNIAL R-1	7588	CENTENNIAL ELEMENTARY SCHOOL	2ND	1	0	0	18	2	21	19	90.48%
0640	CENTENNIAL R-1	7588	CENTENNIAL ELEMENTARY SCHOOL	3RD	0	0	1	10	1	12	11	91.67%
0640	CENTENNIAL R-1	7588	CENTENNIAL ELEMENTARY SCHOOL	4TH	0	0	0	11	1	12	11	91.67%
0640	CENTENNIAL R-1	7588	CENTENNIAL ELEMENTARY SCHOOL	5TH	1	0	0	15	0	16	16	100.00%

COLORADO DEPARTMENT OF EDUCATION
FALL 2007 PUPIL MEMBERSHIP BY DISTRICT, SCHOOL, GRADE, RACE/ETHNICITY, AND GENDER

District Code	DISTRICT	School Code	SCHOOL	GRADE	AMERICAN	ASIAN OR	BLACK (NOT	WHITE (NOT		Total	Total	
					INDIAN OR ALASKAN NATIVE	PACIFIC ISLANDER	HISPANIC)	HISPANIC	HISPANIC)		Minority	% Minority
0640	CENTENNIAL R-1	7588	CENTENNIAL ELEMENTARY SCHOOL	6TH	1	0	1	13	2	17	15	88.24%
0640	CENTENNIAL R-1	7588	CENTENNIAL ELEMENTARY SCHOOL	SCHOOL T	3	0	2	119	8	132	124	93.94%
0640	CENTENNIAL R-1		DISTRICT TOTAL		4	0	3	192	18	217	199	91.71%
0740	SIERRA GRANDE R-30	7876	SIERRA GRANDE ELEMENTARY SCHOOL	KINDERGA/	0	0	0	11	2	13	11	84.62%
0740	SIERRA GRANDE R-30	7876	SIERRA GRANDE ELEMENTARY SCHOOL	1ST	0	1	0	17	4	22	18	81.82%
0740	SIERRA GRANDE R-30	7876	SIERRA GRANDE ELEMENTARY SCHOOL	2ND	0	0	0	16	2	18	16	88.89%
0740	SIERRA GRANDE R-30	7876	SIERRA GRANDE ELEMENTARY SCHOOL	3RD	0	0	0	15	2	17	15	88.24%
0740	SIERRA GRANDE R-30	7876	SIERRA GRANDE ELEMENTARY SCHOOL	4TH	0	0	0	10	6	16	10	62.50%
0740	SIERRA GRANDE R-30	7876	SIERRA GRANDE ELEMENTARY SCHOOL	5TH	0	2	0	10	4	16	12	75.00%
0740	SIERRA GRANDE R-30	7876	SIERRA GRANDE ELEMENTARY SCHOOL	6TH	0	1	0	21	3	25	22	88.00%
0740	SIERRA GRANDE R-30	7876	SIERRA GRANDE ELEMENTARY SCHOOL	SCHOOL T	0	4	0	100	23	127	104	81.89%
0740	SIERRA GRANDE R-30	7878	SIERRA GRANDE JUNIOR HIGH SCHOOL	7TH	0	6	0	17	3	26	23	88.46%
0740	SIERRA GRANDE R-30	7878	SIERRA GRANDE JUNIOR HIGH SCHOOL	8TH	0	0	0	17	5	22	17	77.27%
0740	SIERRA GRANDE R-30	7878	SIERRA GRANDE JUNIOR HIGH SCHOOL	SCHOOL T	0	6	0	34	8	48	40	83.33%
0740	SIERRA GRANDE R-30	7880	SIERRA GRANDE SENIOR HIGH SCHOOL	9TH	0	0	0	15	3	18	15	83.33%
0740	SIERRA GRANDE R-30	7880	SIERRA GRANDE SENIOR HIGH SCHOOL	10TH	0	0	0	15	4	19	15	78.95%
0740	SIERRA GRANDE R-30	7880	SIERRA GRANDE SENIOR HIGH SCHOOL	11TH	0	2	0	10	5	17	12	70.59%
0740	SIERRA GRANDE R-30	7880	SIERRA GRANDE SENIOR HIGH SCHOOL	12TH	0	0	0	15	6	21	15	71.43%
0740	SIERRA GRANDE R-30	7880	SIERRA GRANDE SENIOR HIGH SCHOOL	SCHOOL T	0	2	0	55	18	75	57	76.00%
0740	SIERRA GRANDE R-30		DISTRICT TOTAL		0	12	0	189	49	250	201	80.40%
0770	CROWLEY COUNTY RE-1-J	2050	CROWLEY COUNTY ELEMENTARY SCHOOL	KINDERGA/	1	0	0	14	18	33	15	45.45%
0770	CROWLEY COUNTY RE-1-J	2050	CROWLEY COUNTY ELEMENTARY SCHOOL	1ST	0	0	0	7	23	30	7	23.33%
0770	CROWLEY COUNTY RE-1-J	2050	CROWLEY COUNTY ELEMENTARY SCHOOL	2ND	0	0	1	10	30	33	11	33.33%
0770	CROWLEY COUNTY RE-1-J	2050	CROWLEY COUNTY ELEMENTARY SCHOOL	3RD	0	0	0	13	31	44	13	29.55%
0770	CROWLEY COUNTY RE-1-J	2050	CROWLEY COUNTY ELEMENTARY SCHOOL	4TH	0	0	1	12	34	47	13	27.66%
0770	CROWLEY COUNTY RE-1-J	2050	CROWLEY COUNTY ELEMENTARY SCHOOL	5TH	1	0	2	8	27	38	11	28.95%
0770	CROWLEY COUNTY RE-1-J	2050	CROWLEY COUNTY ELEMENTARY SCHOOL	SCHOOL T	2	0	4	64	155	225	70	31.11%
0770	CROWLEY COUNTY RE-1-J	2054	CROWLEY COUNTY WARD MIDDLE SCHOOL	6TH	0	0	0	14	19	33	14	42.42%
0770	CROWLEY COUNTY RE-1-J	2054	CROWLEY COUNTY WARD MIDDLE SCHOOL	7TH	1	0	0	12	30	43	13	30.23%
0770	CROWLEY COUNTY RE-1-J	2054	CROWLEY COUNTY WARD MIDDLE SCHOOL	8TH	0	0	0	10	34	44	10	22.73%
0770	CROWLEY COUNTY RE-1-J	2054	CROWLEY COUNTY WARD MIDDLE SCHOOL	SCHOOL T	1	0	0	36	83	120	37	30.83%
0770	CROWLEY COUNTY RE-1-J	2058	CROWLEY COUNTY HIGH SCHOOL	9TH	2	0	0	22	37	61	24	39.34%
0770	CROWLEY COUNTY RE-1-J	2058	CROWLEY COUNTY HIGH SCHOOL	10TH	1	0	0	15	17	33	16	48.48%
0770	CROWLEY COUNTY RE-1-J	2058	CROWLEY COUNTY HIGH SCHOOL	11TH	0	1	0	9	21	31	10	32.26%
0770	CROWLEY COUNTY RE-1-J	2058	CROWLEY COUNTY HIGH SCHOOL	12TH	0	0	0	9	24	33	9	27.27%
0770	CROWLEY COUNTY RE-1-J	2058	CROWLEY COUNTY HIGH SCHOOL	SCHOOL T	3	1	0	55	99	158	59	37.34%
0770	CROWLEY COUNTY RE-1-J		DISTRICT TOTAL		6	1	4	155	337	503	166	33.00%
0860	CUSTER COUNTY SCHOOL DISTRICT C-1	2088	CUSTER COUNTY ELEMENTARY SCHOOL	PK	0	0	0	0	28	28	0	0.00%
0860	CUSTER COUNTY SCHOOL DISTRICT C-1	2088	CUSTER COUNTY ELEMENTARY SCHOOL	HALF DAY	1	0	0	0	25	26	1	3.85%
0860	CUSTER COUNTY SCHOOL DISTRICT C-1	2088	CUSTER COUNTY ELEMENTARY SCHOOL	1ST	0	1	0	0	23	24	1	4.17%
0860	CUSTER COUNTY SCHOOL DISTRICT C-1	2088	CUSTER COUNTY ELEMENTARY SCHOOL	2ND	2	1	2	0	29	34	5	14.71%
0860	CUSTER COUNTY SCHOOL DISTRICT C-1	2088	CUSTER COUNTY ELEMENTARY SCHOOL	3RD	0	1	0	1	29	31	2	6.45%
0860	CUSTER COUNTY SCHOOL DISTRICT C-1	2088	CUSTER COUNTY ELEMENTARY SCHOOL	4TH	0	0	0	2	32	34	2	5.88%
0860	CUSTER COUNTY SCHOOL DISTRICT C-1	2088	CUSTER COUNTY ELEMENTARY SCHOOL	5TH	0	0	0	1	37	38	1	2.63%
0860	CUSTER COUNTY SCHOOL DISTRICT C-1	2088	CUSTER COUNTY ELEMENTARY SCHOOL	SCHOOL T	3	3	2	4	203	215	12	5.58%
0860	CUSTER COUNTY SCHOOL DISTRICT C-1	2091	CUSTER MIDDLE SCHOOL	6TH	1	0	1	1	35	38	3	7.89%
0860	CUSTER COUNTY SCHOOL DISTRICT C-1	2091	CUSTER MIDDLE SCHOOL	7TH	1	1	1	5	38	46	8	17.39%
0860	CUSTER COUNTY SCHOOL DISTRICT C-1	2091	CUSTER MIDDLE SCHOOL	8TH	1	0	2	1	33	37	4	10.81%
0860	CUSTER COUNTY SCHOOL DISTRICT C-1	2091	CUSTER MIDDLE SCHOOL	SCHOOL T	3	1	4	7	106	121	15	12.40%
0860	CUSTER COUNTY SCHOOL DISTRICT C-1	2092	CUSTER COUNTY HIGH SCHOOL	9TH	0	0	0	1	41	42	1	2.38%
0860	CUSTER COUNTY SCHOOL DISTRICT C-1	2092	CUSTER COUNTY HIGH SCHOOL	10TH	0	0	0	0	58	58	0	0.00%
0860	CUSTER COUNTY SCHOOL DISTRICT C-1	2092	CUSTER COUNTY HIGH SCHOOL	11TH	0	0	1	2	41	44	3	6.82%
0860	CUSTER COUNTY SCHOOL DISTRICT C-1	2092	CUSTER COUNTY HIGH SCHOOL	12TH	1	0	0	2	36	39	3	7.69%
0860	CUSTER COUNTY SCHOOL DISTRICT C-1	2092	CUSTER COUNTY HIGH SCHOOL	SCHOOL T	1	0	1	5	176	183	7	3.83%
0860	CUSTER COUNTY SCHOOL DISTRICT C-1		DISTRICT TOTAL		7	4	7	16	485	519	34	6.55%
0870	DELTA COUNTY 50(J)	0000	NOT IN A SCHOOL	9TH	0	0	0	0	1	1	0	0.00%
0870	DELTA COUNTY 50(J)	0000	NOT IN A SCHOOL	SCHOOL T	0	0	0	0	1	1	0	0.00%
0870	DELTA COUNTY 50(J)	0489	BACKPACK EARLY LEARNING ACADEMY	PK	0	0	2	59	98	159	61	38.36%
0870	DELTA COUNTY 50(J)	0489	BACKPACK EARLY LEARNING ACADEMY	SCHOOL T	0	0	2	59	98	159	61	38.36%
0870	DELTA COUNTY 50(J)	1372	CEDAREDGE HIGH SCHOOL	9TH	0	1	1	3	61	66	5	7.58%
0870	DELTA COUNTY 50(J)	1372	CEDAREDGE HIGH SCHOOL	10TH	1	0	0	11	57	69	12	17.39%
0870	DELTA COUNTY 50(J)	1372	CEDAREDGE HIGH SCHOOL	11TH	1	0	0	6	60	67	7	10.45%
0870	DELTA COUNTY 50(J)	1372	CEDAREDGE HIGH SCHOOL	12TH	2	2	0	6	63	73	10	13.70%

COLORADO DEPARTMENT OF EDUCATION
FALL 2007 PUPIL MEMBERSHIP BY DISTRICT, SCHOOL, GRADE, RACE/ETHNICITY, AND GENDER

District Code	DISTRICT	School Code	SCHOOL	GRADE	AMERICAN	ASIAN OR	BLACK (NOT	WHITE (NOT		Total	Total	
					INDIAN OR ALASKAN NATIVE	PACIFIC ISLANDER	HISPANIC)	HISPANIC	HISPANIC)		Minority	% Minority
0870	DELTA COUNTY 50(J)	1372	CEDAREDDGE HIGH SCHOOL	SCHOOL T	4	3	1	26	241	275	34	12.36%
0870	DELTA COUNTY 50(J)	1375	CEDAREDDGE MIDDLE SCHOOL	6TH	1	0	0	6	59	66	7	10.61%
0870	DELTA COUNTY 50(J)	1375	CEDAREDDGE MIDDLE SCHOOL	7TH	2	0	0	4	65	71	6	8.45%
0870	DELTA COUNTY 50(J)	1375	CEDAREDDGE MIDDLE SCHOOL	8TH	1	0	0	10	77	88	11	12.50%
0870	DELTA COUNTY 50(J)	1375	CEDAREDDGE MIDDLE SCHOOL	SCHOOL T	4	0	0	20	201	225	24	10.67%
0870	DELTA COUNTY 50(J)	1952	CRAWFORD ELEMENTARY SCHOOL	KINDERG/	0	0	0	0	16	16	0	0.00%
0870	DELTA COUNTY 50(J)	1952	CRAWFORD ELEMENTARY SCHOOL	1ST	0	0	0	1	13	14	1	7.14%
0870	DELTA COUNTY 50(J)	1952	CRAWFORD ELEMENTARY SCHOOL	2ND	0	0	1	0	17	18	1	5.56%
0870	DELTA COUNTY 50(J)	1952	CRAWFORD ELEMENTARY SCHOOL	3RD	0	0	0	0	10	10	0	0.00%
0870	DELTA COUNTY 50(J)	1952	CRAWFORD ELEMENTARY SCHOOL	4TH	0	0	0	0	8	8	0	0.00%
0870	DELTA COUNTY 50(J)	1952	CRAWFORD ELEMENTARY SCHOOL	5TH	0	0	0	1	15	16	1	6.25%
0870	DELTA COUNTY 50(J)	1952	CRAWFORD ELEMENTARY SCHOOL	6TH	0	0	0	1	16	17	1	5.88%
0870	DELTA COUNTY 50(J)	1952	CRAWFORD ELEMENTARY SCHOOL	7TH	0	0	0	2	26	28	2	7.14%
0870	DELTA COUNTY 50(J)	1952	CRAWFORD ELEMENTARY SCHOOL	8TH	1	0	0	0	16	17	1	5.88%
0870	DELTA COUNTY 50(J)	1952	CRAWFORD ELEMENTARY SCHOOL	SCHOOL T	1	0	1	5	137	144	7	4.86%
0870	DELTA COUNTY 50(J)	2152	DELTA ACADEMY OF APPLIED LEARNING	5TH	0	0	0	0	1	1	0	0.00%
0870	DELTA COUNTY 50(J)	2152	DELTA ACADEMY OF APPLIED LEARNING	6TH	0	0	0	1	10	11	1	9.09%
0870	DELTA COUNTY 50(J)	2152	DELTA ACADEMY OF APPLIED LEARNING	7TH	0	0	0	0	5	5	0	0.00%
0870	DELTA COUNTY 50(J)	2152	DELTA ACADEMY OF APPLIED LEARNING	8TH	0	0	0	1	7	8	1	12.50%
0870	DELTA COUNTY 50(J)	2152	DELTA ACADEMY OF APPLIED LEARNING	SCHOOL T	0	0	0	2	23	25	2	8.00%
0870	DELTA COUNTY 50(J)	2155	DELTA COUNTY OPPORTUNITY SCHOOL	8TH	0	0	0	1	0	1	1	100.00%
0870	DELTA COUNTY 50(J)	2155	DELTA COUNTY OPPORTUNITY SCHOOL	9TH	0	0	0	2	3	5	2	40.00%
0870	DELTA COUNTY 50(J)	2155	DELTA COUNTY OPPORTUNITY SCHOOL	10TH	0	0	0	3	5	8	3	37.50%
0870	DELTA COUNTY 50(J)	2155	DELTA COUNTY OPPORTUNITY SCHOOL	11TH	0	0	0	6	8	14	6	42.86%
0870	DELTA COUNTY 50(J)	2155	DELTA COUNTY OPPORTUNITY SCHOOL	12TH	0	0	0	11	10	21	11	52.38%
0870	DELTA COUNTY 50(J)	2155	DELTA COUNTY OPPORTUNITY SCHOOL	SCHOOL T	0	0	0	23	26	49	23	46.94%
0870	DELTA COUNTY 50(J)	2160	DELTA MIDDLE SCHOOL	6TH	1	1	0	56	106	164	58	35.37%
0870	DELTA COUNTY 50(J)	2160	DELTA MIDDLE SCHOOL	7TH	3	2	1	47	118	171	53	30.99%
0870	DELTA COUNTY 50(J)	2160	DELTA MIDDLE SCHOOL	8TH	3	1	4	62	126	196	70	35.71%
0870	DELTA COUNTY 50(J)	2160	DELTA MIDDLE SCHOOL	SCHOOL T	7	4	5	165	350	531	181	34.09%
0870	DELTA COUNTY 50(J)	2164	DELTA HIGH SCHOOL	9TH	4	2	4	55	133	198	65	32.83%
0870	DELTA COUNTY 50(J)	2164	DELTA HIGH SCHOOL	10TH	2	0	0	38	147	187	40	21.39%
0870	DELTA COUNTY 50(J)	2164	DELTA HIGH SCHOOL	11TH	1	0	4	39	93	137	44	32.12%
0870	DELTA COUNTY 50(J)	2164	DELTA HIGH SCHOOL	12TH	3	2	1	42	95	143	48	33.57%
0870	DELTA COUNTY 50(J)	2164	DELTA HIGH SCHOOL	SCHOOL T	10	4	9	174	468	665	197	29.62%
0870	DELTA COUNTY 50(J)	2166	DELTA VISION SCHOOL	KINDERG/	0	0	0	2	16	18	2	11.11%
0870	DELTA COUNTY 50(J)	2166	DELTA VISION SCHOOL	1ST	0	1	0	3	11	15	4	26.67%
0870	DELTA COUNTY 50(J)	2166	DELTA VISION SCHOOL	2ND	0	0	0	3	15	18	3	16.67%
0870	DELTA COUNTY 50(J)	2166	DELTA VISION SCHOOL	3RD	0	1	1	3	14	19	5	26.32%
0870	DELTA COUNTY 50(J)	2166	DELTA VISION SCHOOL	4TH	0	0	0	1	20	21	1	4.76%
0870	DELTA COUNTY 50(J)	2166	DELTA VISION SCHOOL	5TH	0	0	0	4	26	30	4	13.33%
0870	DELTA COUNTY 50(J)	2166	DELTA VISION SCHOOL	6TH	0	0	0	2	27	29	2	6.90%
0870	DELTA COUNTY 50(J)	2166	DELTA VISION SCHOOL	7TH	1	0	0	1	25	27	2	7.41%
0870	DELTA COUNTY 50(J)	2166	DELTA VISION SCHOOL	8TH	1	0	0	4	21	26	5	19.23%
0870	DELTA COUNTY 50(J)	2166	DELTA VISION SCHOOL	9TH	0	0	1	1	28	30	2	6.67%
0870	DELTA COUNTY 50(J)	2166	DELTA VISION SCHOOL	10TH	1	0	0	1	29	31	2	6.45%
0870	DELTA COUNTY 50(J)	2166	DELTA VISION SCHOOL	11TH	0	0	1	1	36	38	2	5.26%
0870	DELTA COUNTY 50(J)	2166	DELTA VISION SCHOOL	12TH	1	1	0	0	31	33	2	6.06%
0870	DELTA COUNTY 50(J)	2166	DELTA VISION SCHOOL	SCHOOL T	4	3	3	26	299	335	36	10.75%
0870	DELTA COUNTY 50(J)	3330	GARNET MESA ELEMENTARY SCHOOL	KINDERG/	0	0	0	35	58	93	35	37.63%
0870	DELTA COUNTY 50(J)	3330	GARNET MESA ELEMENTARY SCHOOL	1ST	1	0	0	21	76	98	22	22.45%
0870	DELTA COUNTY 50(J)	3330	GARNET MESA ELEMENTARY SCHOOL	2ND	0	1	0	24	62	87	25	28.74%
0870	DELTA COUNTY 50(J)	3330	GARNET MESA ELEMENTARY SCHOOL	3RD	0	3	0	30	54	87	33	37.93%
0870	DELTA COUNTY 50(J)	3330	GARNET MESA ELEMENTARY SCHOOL	4TH	0	0	1	26	53	80	27	33.75%
0870	DELTA COUNTY 50(J)	3330	GARNET MESA ELEMENTARY SCHOOL	5TH	0	0	2	26	60	88	28	31.82%
0870	DELTA COUNTY 50(J)	3330	GARNET MESA ELEMENTARY SCHOOL	SCHOOL T	1	4	3	162	363	533	170	31.89%
0870	DELTA COUNTY 50(J)	4124	HOTCHKISS ELEMENTARY SCHOOL	KINDERG/	2	0	0	6	24	32	8	25.00%
0870	DELTA COUNTY 50(J)	4124	HOTCHKISS ELEMENTARY SCHOOL	1ST	0	0	0	9	31	40	9	22.50%
0870	DELTA COUNTY 50(J)	4124	HOTCHKISS ELEMENTARY SCHOOL	2ND	0	0	1	7	26	34	8	23.53%
0870	DELTA COUNTY 50(J)	4124	HOTCHKISS ELEMENTARY SCHOOL	3RD	0	0	2	7	33	42	9	21.43%
0870	DELTA COUNTY 50(J)	4124	HOTCHKISS ELEMENTARY SCHOOL	4TH	0	0	0	8	33	41	8	19.51%
0870	DELTA COUNTY 50(J)	4124	HOTCHKISS ELEMENTARY SCHOOL	5TH	0	0	0	5	48	53	5	9.43%
0870	DELTA COUNTY 50(J)	4124	HOTCHKISS ELEMENTARY SCHOOL	6TH	0	2	2	8	38	50	12	24.00%



COLORADO DEPARTMENT OF EDUCATION
FALL 2007 PUPIL MEMBERSHIP BY DISTRICT, SCHOOL, GRADE, RACE/ETHNICITY, AND GENDER

District Code	DISTRICT	School Code	SCHOOL	GRADE	AMERICAN	ASIAN OR	BLACK (NOT	WHITE (NOT		Total	Total	
					INDIAN OR ALASKAN NATIVE	PACIFIC ISLANDER	HISPANIC)	HISPANIC	HISPANIC)		Minority	% Minority
0870	DELTA COUNTY 50(J)	4124	HOTCHKISS ELEMENTARY SCHOOL	7TH	0	2	1	7	34	44	10	22.73%
0870	DELTA COUNTY 50(J)	4124	HOTCHKISS ELEMENTARY SCHOOL	8TH	0	2	0	9	50	61	11	18.03%
0870	DELTA COUNTY 50(J)	4124	HOTCHKISS ELEMENTARY SCHOOL	SCHOOL T	2	6	6	66	317	397	80	20.15%
0870	DELTA COUNTY 50(J)	4128	HOTCHKISS HIGH SCHOOL	9TH	1	0	1	7	59	68	9	13.24%
0870	DELTA COUNTY 50(J)	4128	HOTCHKISS HIGH SCHOOL	10TH	0	1	1	7	56	65	9	13.85%
0870	DELTA COUNTY 50(J)	4128	HOTCHKISS HIGH SCHOOL	11TH	0	1	0	6	51	58	7	12.07%
0870	DELTA COUNTY 50(J)	4128	HOTCHKISS HIGH SCHOOL	12TH	1	0	0	1	65	67	2	2.99%
0870	DELTA COUNTY 50(J)	4128	HOTCHKISS HIGH SCHOOL	SCHOOL T	2	2	2	21	231	258	27	10.47%
0870	DELTA COUNTY 50(J)	4182	CEDAREEDGE ELEMENTARY SCHOOL	KINDERG/	1	0	0	5	63	69	6	8.70%
0870	DELTA COUNTY 50(J)	4182	CEDAREEDGE ELEMENTARY SCHOOL	1ST	0	0	1	2	62	65	3	4.62%
0870	DELTA COUNTY 50(J)	4182	CEDAREEDGE ELEMENTARY SCHOOL	2ND	0	0	1	2	70	73	3	4.11%
0870	DELTA COUNTY 50(J)	4182	CEDAREEDGE ELEMENTARY SCHOOL	3RD	0	0	0	1	66	67	1	1.49%
0870	DELTA COUNTY 50(J)	4182	CEDAREEDGE ELEMENTARY SCHOOL	4TH	1	1	0	4	64	70	6	8.57%
0870	DELTA COUNTY 50(J)	4182	CEDAREEDGE ELEMENTARY SCHOOL	5TH	1	0	0	2	61	64	3	4.69%
0870	DELTA COUNTY 50(J)	4182	CEDAREEDGE ELEMENTARY SCHOOL	SCHOOL T	3	1	2	16	386	408	22	5.39%
0870	DELTA COUNTY 50(J)	4965	LAMBORN VISION SCHOOL	KINDERG/	0	0	0	0	4	4	0	0.00%
0870	DELTA COUNTY 50(J)	4965	LAMBORN VISION SCHOOL	1ST	0	0	0	0	1	1	0	0.00%
0870	DELTA COUNTY 50(J)	4965	LAMBORN VISION SCHOOL	2ND	0	0	0	1	4	5	1	20.00%
0870	DELTA COUNTY 50(J)	4965	LAMBORN VISION SCHOOL	4TH	1	0	0	0	4	5	1	20.00%
0870	DELTA COUNTY 50(J)	4965	LAMBORN VISION SCHOOL	5TH	0	0	0	1	3	4	1	25.00%
0870	DELTA COUNTY 50(J)	4965	LAMBORN VISION SCHOOL	6TH	0	0	0	0	2	2	0	0.00%
0870	DELTA COUNTY 50(J)	4965	LAMBORN VISION SCHOOL	7TH	0	0	0	0	3	3	0	0.00%
0870	DELTA COUNTY 50(J)	4965	LAMBORN VISION SCHOOL	8TH	1	0	0	1	5	6	1	16.67%
0870	DELTA COUNTY 50(J)	4965	LAMBORN VISION SCHOOL	9TH	0	1	0	0	6	7	1	14.29%
0870	DELTA COUNTY 50(J)	4965	LAMBORN VISION SCHOOL	10TH	0	0	0	0	3	3	0	0.00%
0870	DELTA COUNTY 50(J)	4965	LAMBORN VISION SCHOOL	11TH	0	0	0	0	2	2	0	0.00%
0870	DELTA COUNTY 50(J)	4965	LAMBORN VISION SCHOOL	12TH	0	0	0	0	3	3	0	0.00%
0870	DELTA COUNTY 50(J)	4965	LAMBORN VISION SCHOOL	SCHOOL T	1	1	0	3	40	45	5	11.11%
0870	DELTA COUNTY 50(J)	5154	LINCOLN ELEMENTARY SCHOOL	KINDERG/	0	0	0	28	67	95	28	29.47%
0870	DELTA COUNTY 50(J)	5154	LINCOLN ELEMENTARY SCHOOL	1ST	1	1	0	27	71	100	29	29.00%
0870	DELTA COUNTY 50(J)	5154	LINCOLN ELEMENTARY SCHOOL	2ND	1	0	0	24	55	80	25	31.25%
0870	DELTA COUNTY 50(J)	5154	LINCOLN ELEMENTARY SCHOOL	3RD	1	0	0	26	60	87	27	31.03%
0870	DELTA COUNTY 50(J)	5154	LINCOLN ELEMENTARY SCHOOL	4TH	0	0	0	28	61	89	28	31.46%
0870	DELTA COUNTY 50(J)	5154	LINCOLN ELEMENTARY SCHOOL	5TH	0	2	0	30	58	90	32	35.56%
0870	DELTA COUNTY 50(J)	5154	LINCOLN ELEMENTARY SCHOOL	SCHOOL T	3	3	0	163	372	541	169	31.24%
0870	DELTA COUNTY 50(J)	6298	NORTH FORK MONTESSORI SCHOOL	PK	1	2	0	1	12	16	4	25.00%
0870	DELTA COUNTY 50(J)	6298	NORTH FORK MONTESSORI SCHOOL	KINDERG/	0	0	0	0	9	9	0	0.00%
0870	DELTA COUNTY 50(J)	6298	NORTH FORK MONTESSORI SCHOOL	1ST	0	0	0	0	10	10	0	0.00%
0870	DELTA COUNTY 50(J)	6298	NORTH FORK MONTESSORI SCHOOL	2ND	1	1	0	2	5	9	4	44.44%
0870	DELTA COUNTY 50(J)	6298	NORTH FORK MONTESSORI SCHOOL	3RD	0	0	0	0	6	6	0	0.00%
0870	DELTA COUNTY 50(J)	6298	NORTH FORK MONTESSORI SCHOOL	4TH	0	0	1	1	10	12	2	16.67%
0870	DELTA COUNTY 50(J)	6298	NORTH FORK MONTESSORI SCHOOL	5TH	0	0	0	0	11	11	0	0.00%
0870	DELTA COUNTY 50(J)	6298	NORTH FORK MONTESSORI SCHOOL	6TH	0	0	0	0	3	3	0	0.00%
0870	DELTA COUNTY 50(J)	6298	NORTH FORK MONTESSORI SCHOOL	SCHOOL T	2	3	1	4	66	76	10	13.16%
0870	DELTA COUNTY 50(J)	6700	PAONIA ELEMENTARY SCHOOL	KINDERG/	0	0	1	1	26	28	2	7.14%
0870	DELTA COUNTY 50(J)	6700	PAONIA ELEMENTARY SCHOOL	1ST	0	0	0	3	40	43	3	6.98%
0870	DELTA COUNTY 50(J)	6700	PAONIA ELEMENTARY SCHOOL	2ND	0	0	0	3	33	36	3	8.33%
0870	DELTA COUNTY 50(J)	6700	PAONIA ELEMENTARY SCHOOL	3RD	1	0	0	6	42	49	7	14.29%
0870	DELTA COUNTY 50(J)	6700	PAONIA ELEMENTARY SCHOOL	4TH	0	0	0	2	43	45	2	4.44%
0870	DELTA COUNTY 50(J)	6700	PAONIA ELEMENTARY SCHOOL	5TH	0	1	0	4	31	36	5	13.89%
0870	DELTA COUNTY 50(J)	6700	PAONIA ELEMENTARY SCHOOL	6TH	1	0	0	1	33	35	2	5.71%
0870	DELTA COUNTY 50(J)	6700	PAONIA ELEMENTARY SCHOOL	SCHOOL T	2	1	1	20	248	272	24	8.82%
0870	DELTA COUNTY 50(J)	6708	PAONIA HIGH SCHOOL	7TH	1	0	0	6	38	45	7	15.56%
0870	DELTA COUNTY 50(J)	6708	PAONIA HIGH SCHOOL	8TH	1	0	0	4	32	37	5	13.51%
0870	DELTA COUNTY 50(J)	6708	PAONIA HIGH SCHOOL	9TH	0	0	1	1	36	38	2	5.26%
0870	DELTA COUNTY 50(J)	6708	PAONIA HIGH SCHOOL	10TH	1	1	1	3	45	51	6	11.76%
0870	DELTA COUNTY 50(J)	6708	PAONIA HIGH SCHOOL	11TH	1	0	2	8	41	52	11	21.15%
0870	DELTA COUNTY 50(J)	6708	PAONIA HIGH SCHOOL	12TH	0	1	1	4	38	44	6	13.64%
0870	DELTA COUNTY 50(J)	6708	PAONIA HIGH SCHOOL	SCHOOL T	4	2	5	26	230	267	37	13.86%
0870	DELTA COUNTY 50(J)	8419	SURFACE CREEK VISION SCHOOL	KINDERG/	0	0	0	0	4	4	0	0.00%
0870	DELTA COUNTY 50(J)	8419	SURFACE CREEK VISION SCHOOL	1ST	0	0	0	0	7	7	0	0.00%
0870	DELTA COUNTY 50(J)	8419	SURFACE CREEK VISION SCHOOL	2ND	0	0	0	0	11	11	0	0.00%
0870	DELTA COUNTY 50(J)	8419	SURFACE CREEK VISION SCHOOL	3RD	0	0	0	0	9	9	0	0.00%




COLORADO DEPARTMENT OF EDUCATION
FALL 2007 PUPIL MEMBERSHIP BY DISTRICT, SCHOOL, GRADE, RACE/ETHNICITY, AND GENDER

District Code	DISTRICT	School Code	SCHOOL	GRADE	AMERICAN INDIAN OR ALASKAN NATIVE	ASIAN OR PACIFIC ISLANDER	BLACK (NOT HISPANIC)	HISPANIC	WHITE (NOT HISPANIC)	Total	Total Minority	% Minority
0870	DELTA COUNTY 50(J)	8419	SURFACE CREEK VISION SCHOOL	4TH	0	0	0	0	12	12	0	0.00%
0870	DELTA COUNTY 50(J)	8419	SURFACE CREEK VISION SCHOOL	5TH	0	1	0	0	14	15	1	6.67%
0870	DELTA COUNTY 50(J)	8419	SURFACE CREEK VISION SCHOOL	6TH	0	0	0	0	18	18	0	0.00%
0870	DELTA COUNTY 50(J)	8419	SURFACE CREEK VISION SCHOOL	7TH	0	0	0	0	9	9	0	0.00%
0870	DELTA COUNTY 50(J)	8419	SURFACE CREEK VISION SCHOOL	8TH	0	0	0	0	13	13	0	0.00%
0870	DELTA COUNTY 50(J)	8419	SURFACE CREEK VISION SCHOOL	9TH	0	0	0	0	18	18	0	0.00%
0870	DELTA COUNTY 50(J)	8419	SURFACE CREEK VISION SCHOOL	10TH	0	0	0	0	13	13	0	0.00%
0870	DELTA COUNTY 50(J)	8419	SURFACE CREEK VISION SCHOOL	11TH	0	0	0	1	21	22	1	4.55%
0870	DELTA COUNTY 50(J)	8419	SURFACE CREEK VISION SCHOOL	12TH	0	0	0	1	13	14	1	7.14%
0870	DELTA COUNTY 50(J)	8419	SURFACE CREEK VISION SCHOOL	SCHOOL T	0	1	0	2	162	165	3	1.82%
0870	DELTA COUNTY 50(J)	9146	NORTH FORK VISION SCHOOL	KINDERG/	0	0	0	0	1	1	0	0.00%
0870	DELTA COUNTY 50(J)	9146	NORTH FORK VISION SCHOOL	1ST	0	0	0	0	2	2	0	0.00%
0870	DELTA COUNTY 50(J)	9146	NORTH FORK VISION SCHOOL	2ND	0	0	0	0	4	4	0	0.00%
0870	DELTA COUNTY 50(J)	9146	NORTH FORK VISION SCHOOL	4TH	0	0	0	0	3	3	0	0.00%
0870	DELTA COUNTY 50(J)	9146	NORTH FORK VISION SCHOOL	5TH	0	0	0	0	1	1	0	0.00%
0870	DELTA COUNTY 50(J)	9146	NORTH FORK VISION SCHOOL	6TH	0	0	0	0	7	7	0	0.00%
0870	DELTA COUNTY 50(J)	9146	NORTH FORK VISION SCHOOL	7TH	1	0	0	1	6	8	2	25.00%
0870	DELTA COUNTY 50(J)	9146	NORTH FORK VISION SCHOOL	8TH	0	0	0	0	6	6	0	0.00%
0870	DELTA COUNTY 50(J)	9146	NORTH FORK VISION SCHOOL	9TH	0	0	0	0	8	8	0	0.00%
0870	DELTA COUNTY 50(J)	9146	NORTH FORK VISION SCHOOL	10TH	0	0	0	0	8	8	0	0.00%
0870	DELTA COUNTY 50(J)	9146	NORTH FORK VISION SCHOOL	11TH	0	0	0	0	10	10	0	0.00%
0870	DELTA COUNTY 50(J)	9146	NORTH FORK VISION SCHOOL	12TH	0	0	0	1	9	10	1	10.00%
0870	DELTA COUNTY 50(J)	9146	NORTH FORK VISION SCHOOL	SCHOOL T	1	0	0	2	65	68	3	4.41%
0870	DELTA COUNTY 50(J)		DISTRICT TOTAL		51	38	41	985	4,324	5,439	1,115	20.50%
0880	DENVER COUNTY 1	0010	ABRAHAM LINCOLN HIGH SCHOOL	9TH	4	14	5	475	21	519	498	95.95%
0880	DENVER COUNTY 1	0010	ABRAHAM LINCOLN HIGH SCHOOL	10TH	7	15	10	350	11	393	382	97.20%
0880	DENVER COUNTY 1	0010	ABRAHAM LINCOLN HIGH SCHOOL	11TH	3	20	6	261	17	307	290	94.46%
0880	DENVER COUNTY 1	0010	ABRAHAM LINCOLN HIGH SCHOOL	12TH	6	16	14	336	14	386	372	96.37%
0880	DENVER COUNTY 1	0010	ABRAHAM LINCOLN HIGH SCHOOL	SCHOOL T	20	65	35	1,422	63	1,605	1,542	96.07%
0880	DENVER COUNTY 1	0040	RIDGE VIEW ACADEMY CHARTER SCHOOL	9TH	5	1	32	93	71	202	131	64.85%
0880	DENVER COUNTY 1	0040	RIDGE VIEW ACADEMY CHARTER SCHOOL	10TH	2	3	28	55	35	123	88	71.54%
0880	DENVER COUNTY 1	0040	RIDGE VIEW ACADEMY CHARTER SCHOOL	11TH	3	0	22	19	17	61	44	72.13%
0880	DENVER COUNTY 1	0040	RIDGE VIEW ACADEMY CHARTER SCHOOL	12TH	2	2	12	16	23	55	32	58.18%
0880	DENVER COUNTY 1	0040	RIDGE VIEW ACADEMY CHARTER SCHOOL	SCHOOL T	12	6	94	183	146	441	295	66.89%
0880	DENVER COUNTY 1	0067	ACADEMY OF URBAN LEARNING	9TH	0	0	1	4	2	7	5	71.43%
0880	DENVER COUNTY 1	0067	ACADEMY OF URBAN LEARNING	10TH	0	0	5	6	5	16	11	68.75%
0880	DENVER COUNTY 1	0067	ACADEMY OF URBAN LEARNING	11TH	0	0	10	10	8	28	20	71.43%
0880	DENVER COUNTY 1	0067	ACADEMY OF URBAN LEARNING	12TH	0	0	9	5	4	18	14	77.78%
0880	DENVER COUNTY 1	0067	ACADEMY OF URBAN LEARNING	SCHOOL T	0	0	25	25	19	69	50	72.46%
0880	DENVER COUNTY 1	0133	EMERSON STREET SCHOOL	7TH	0	0	2	2	2	6	4	66.67%
0880	DENVER COUNTY 1	0133	EMERSON STREET SCHOOL	8TH	0	0	1	3	1	5	4	80.00%
0880	DENVER COUNTY 1	0133	EMERSON STREET SCHOOL	9TH	0	0	4	7	0	11	11	100.00%
0880	DENVER COUNTY 1	0133	EMERSON STREET SCHOOL	10TH	1	0	7	7	0	15	15	100.00%
0880	DENVER COUNTY 1	0133	EMERSON STREET SCHOOL	11TH	0	0	2	3	0	5	5	100.00%
0880	DENVER COUNTY 1	0133	EMERSON STREET SCHOOL	SCHOOL T	1	0	16	22	3	42	39	92.86%
0880	DENVER COUNTY 1	0220	AMESSE ELEMENTARY SCHOOL	PK	0	1	6	25	1	33	32	96.97%
0880	DENVER COUNTY 1	0220	AMESSE ELEMENTARY SCHOOL	HALF DAY	0	0	2	9	0	11	11	100.00%
0880	DENVER COUNTY 1	0220	AMESSE ELEMENTARY SCHOOL	KINDERG/	0	1	17	49	0	67	67	100.00%
0880	DENVER COUNTY 1	0220	AMESSE ELEMENTARY SCHOOL	1ST	0	1	19	67	7	94	87	92.55%
0880	DENVER COUNTY 1	0220	AMESSE ELEMENTARY SCHOOL	2ND	0	0	24	63	7	94	87	92.55%
0880	DENVER COUNTY 1	0220	AMESSE ELEMENTARY SCHOOL	3RD	0	2	27	63	0	92	92	100.00%
0880	DENVER COUNTY 1	0220	AMESSE ELEMENTARY SCHOOL	4TH	1	0	17	33	3	54	51	94.44%
0880	DENVER COUNTY 1	0220	AMESSE ELEMENTARY SCHOOL	5TH	0	1	14	45	2	62	60	96.77%
0880	DENVER COUNTY 1	0220	AMESSE ELEMENTARY SCHOOL	SCHOOL T	1	6	126	354	20	507	487	96.06%
0880	DENVER COUNTY 1	0388	ASBURY ELEMENTARY SCHOOL	PK	2	1	5	16	10	34	24	70.59%
0880	DENVER COUNTY 1	0388	ASBURY ELEMENTARY SCHOOL	HALF DAY	0	1	0	0	0	1	1	100.00%
0880	DENVER COUNTY 1	0388	ASBURY ELEMENTARY SCHOOL	KINDERG/	0	2	2	17	26	47	21	44.68%
0880	DENVER COUNTY 1	0388	ASBURY ELEMENTARY SCHOOL	1ST	2	3	3	15	20	43	23	53.49%
0880	DENVER COUNTY 1	0388	ASBURY ELEMENTARY SCHOOL	2ND	2	3	4	17	30	56	26	46.43%
0880	DENVER COUNTY 1	0388	ASBURY ELEMENTARY SCHOOL	3RD	1	1	2	22	23	49	26	53.06%
0880	DENVER COUNTY 1	0388	ASBURY ELEMENTARY SCHOOL	4TH	2	2	3	19	28	54	26	48.15%
0880	DENVER COUNTY 1	0388	ASBURY ELEMENTARY SCHOOL	5TH	2	1	2	14	13	32	19	59.38%
0880	DENVER COUNTY 1	0388	ASBURY ELEMENTARY SCHOOL	SCHOOL T	11	14	21	120	150	316	166	52.53%

COLORADO DEPARTMENT OF EDUCATION
FALL 2007 PUPIL MEMBERSHIP BY DISTRICT, SCHOOL, GRADE, RACE/ETHNICITY, AND GENDER

District Code	DISTRICT	School Code	SCHOOL	GRADE	AMERICAN	ASIAN OR	BLACK (NOT	WHITE (NOT		Total	Total	
					INDIAN OR ALASKAN NATIVE	PACIFIC ISLANDER	HISPANIC)	HISPANIC	HISPANIC)		Minority	% Minority
0880	DENVER COUNTY 1	0408	VALDEZ ELEMENTARY SCHOOL	PK	0	0	0	40	26	66	40	60.61%
0880	DENVER COUNTY 1	0408	VALDEZ ELEMENTARY SCHOOL	KINDERG/	1	0	0	50	11	62	51	82.26%
0880	DENVER COUNTY 1	0408	VALDEZ ELEMENTARY SCHOOL	1ST	1	0	1	46	10	58	48	82.76%
0880	DENVER COUNTY 1	0408	VALDEZ ELEMENTARY SCHOOL	2ND	0	0	0	53	1	54	53	98.15%
0880	DENVER COUNTY 1	0408	VALDEZ ELEMENTARY SCHOOL	3RD	3	0	1	43	5	52	47	90.38%
0880	DENVER COUNTY 1	0408	VALDEZ ELEMENTARY SCHOOL	4TH	0	0	4	35	1	40	39	97.50%
0880	DENVER COUNTY 1	0408	VALDEZ ELEMENTARY SCHOOL	5TH	0	0	2	45	6	53	47	88.68%
0880	DENVER COUNTY 1	0408	VALDEZ ELEMENTARY SCHOOL	SCHOOL T	5	0	8	312	60	385	325	84.42%
0880	DENVER COUNTY 1	0418	ASHLEY ELEMENTARY SCHOOL	PK	1	1	16	46	8	72	64	88.89%
0880	DENVER COUNTY 1	0418	ASHLEY ELEMENTARY SCHOOL	KINDERG/	0	0	6	38	5	49	44	89.80%
0880	DENVER COUNTY 1	0418	ASHLEY ELEMENTARY SCHOOL	1ST	0	0	13	29	6	48	42	87.50%
0880	DENVER COUNTY 1	0418	ASHLEY ELEMENTARY SCHOOL	2ND	1	0	9	34	2	46	44	95.65%
0880	DENVER COUNTY 1	0418	ASHLEY ELEMENTARY SCHOOL	3RD	0	0	10	31	3	44	41	93.18%
0880	DENVER COUNTY 1	0418	ASHLEY ELEMENTARY SCHOOL	4TH	0	1	13	27	3	44	41	93.18%
0880	DENVER COUNTY 1	0418	ASHLEY ELEMENTARY SCHOOL	5TH	0	0	11	33	6	50	44	88.00%
0880	DENVER COUNTY 1	0418	ASHLEY ELEMENTARY SCHOOL	SCHOOL T	2	2	78	238	33	353	320	90.65%
0880	DENVER COUNTY 1	0520	BARNUM ELEMENTARY SCHOOL	PK	0	0	0	35	0	35	35	100.00%
0880	DENVER COUNTY 1	0520	BARNUM ELEMENTARY SCHOOL	HALF DAY	0	0	1	31	1	33	32	96.97%
0880	DENVER COUNTY 1	0520	BARNUM ELEMENTARY SCHOOL	KINDERG/	1	0	0	43	1	45	44	97.78%
0880	DENVER COUNTY 1	0520	BARNUM ELEMENTARY SCHOOL	1ST	2	0	1	73	1	77	76	98.70%
0880	DENVER COUNTY 1	0520	BARNUM ELEMENTARY SCHOOL	2ND	1	0	1	72	4	78	74	94.87%
0880	DENVER COUNTY 1	0520	BARNUM ELEMENTARY SCHOOL	3RD	1	0	1	76	0	78	78	100.00%
0880	DENVER COUNTY 1	0520	BARNUM ELEMENTARY SCHOOL	4TH	0	0	0	91	2	93	91	97.85%
0880	DENVER COUNTY 1	0520	BARNUM ELEMENTARY SCHOOL	5TH	0	0	1	48	1	50	49	98.00%
0880	DENVER COUNTY 1	0520	BARNUM ELEMENTARY SCHOOL	SCHOOL T	5	0	5	469	10	489	479	97.96%
0880	DENVER COUNTY 1	0540	BARRETT ELEMENTARY SCHOOL	PK	1	1	12	20	3	37	34	91.89%
0880	DENVER COUNTY 1	0540	BARRETT ELEMENTARY SCHOOL	HALF DAY	0	0	5	4	1	10	9	90.00%
0880	DENVER COUNTY 1	0540	BARRETT ELEMENTARY SCHOOL	KINDERG/	1	0	16	23	2	42	40	95.24%
0880	DENVER COUNTY 1	0540	BARRETT ELEMENTARY SCHOOL	1ST	0	1	13	18	3	35	32	91.43%
0880	DENVER COUNTY 1	0540	BARRETT ELEMENTARY SCHOOL	2ND	0	1	16	18	1	36	35	97.22%
0880	DENVER COUNTY 1	0540	BARRETT ELEMENTARY SCHOOL	3RD	1	1	22	16	1	41	40	97.56%
0880	DENVER COUNTY 1	0540	BARRETT ELEMENTARY SCHOOL	4TH	0	1	13	10	2	26	24	92.31%
0880	DENVER COUNTY 1	0540	BARRETT ELEMENTARY SCHOOL	5TH	0	0	11	12	0	23	23	100.00%
0880	DENVER COUNTY 1	0540	BARRETT ELEMENTARY SCHOOL	SCHOOL T	3	5	108	121	13	250	237	94.80%
0880	DENVER COUNTY 1	0650	BEACH COURT ELEMENTARY SCHOOL	PK	0	0	0	32	0	32	32	100.00%
0880	DENVER COUNTY 1	0650	BEACH COURT ELEMENTARY SCHOOL	HALF DAY	0	0	1	22	2	25	23	92.00%
0880	DENVER COUNTY 1	0650	BEACH COURT ELEMENTARY SCHOOL	KINDERG/	0	0	0	25	0	25	25	100.00%
0880	DENVER COUNTY 1	0650	BEACH COURT ELEMENTARY SCHOOL	1ST	1	0	1	41	2	45	43	95.56%
0880	DENVER COUNTY 1	0650	BEACH COURT ELEMENTARY SCHOOL	2ND	2	0	2	36	0	40	40	100.00%
0880	DENVER COUNTY 1	0650	BEACH COURT ELEMENTARY SCHOOL	3RD	1	0	2	51	0	54	54	100.00%
0880	DENVER COUNTY 1	0650	BEACH COURT ELEMENTARY SCHOOL	4TH	0	0	0	47	2	49	47	95.92%
0880	DENVER COUNTY 1	0650	BEACH COURT ELEMENTARY SCHOOL	5TH	0	0	1	36	0	37	37	100.00%
0880	DENVER COUNTY 1	0650	BEACH COURT ELEMENTARY SCHOOL	SCHOOL T	4	0	7	290	6	307	301	98.05%
0880	DENVER COUNTY 1	0964	BRADLEY ELEMENTARY SCHOOL	PK	2	1	6	10	17	36	19	52.78%
0880	DENVER COUNTY 1	0964	BRADLEY ELEMENTARY SCHOOL	HALF DAY	0	0	10	11	23	44	21	47.73%
0880	DENVER COUNTY 1	0964	BRADLEY ELEMENTARY SCHOOL	KINDERG/	0	5	3	13	23	44	21	47.73%
0880	DENVER COUNTY 1	0964	BRADLEY ELEMENTARY SCHOOL	1ST	2	1	12	12	48	75	27	36.00%
0880	DENVER COUNTY 1	0964	BRADLEY ELEMENTARY SCHOOL	2ND	1	0	10	11	24	46	22	47.83%
0880	DENVER COUNTY 1	0964	BRADLEY ELEMENTARY SCHOOL	3RD	1	0	8	11	25	45	20	44.44%
0880	DENVER COUNTY 1	0964	BRADLEY ELEMENTARY SCHOOL	4TH	0	1	10	12	21	44	23	52.27%
0880	DENVER COUNTY 1	0964	BRADLEY ELEMENTARY SCHOOL	5TH	1	1	7	13	21	43	22	51.16%
0880	DENVER COUNTY 1	0964	BRADLEY ELEMENTARY SCHOOL	SCHOOL T	7	9	66	93	202	377	175	46.42%
0880	DENVER COUNTY 1	1056	BROMWELL ELEMENTARY SCHOOL	KINDERG/	0	4	2	3	46	55	9	16.36%
0880	DENVER COUNTY 1	1056	BROMWELL ELEMENTARY SCHOOL	1ST	0	3	1	0	49	53	4	7.55%
0880	DENVER COUNTY 1	1056	BROMWELL ELEMENTARY SCHOOL	2ND	0	4	3	5	41	53	12	22.64%
0880	DENVER COUNTY 1	1056	BROMWELL ELEMENTARY SCHOOL	3RD	0	4	1	2	51	58	7	12.07%
0880	DENVER COUNTY 1	1056	BROMWELL ELEMENTARY SCHOOL	4TH	0	3	1	2	47	53	6	11.32%
0880	DENVER COUNTY 1	1056	BROMWELL ELEMENTARY SCHOOL	5TH	0	4	1	2	44	51	7	13.73%
0880	DENVER COUNTY 1	1056	BROMWELL ELEMENTARY SCHOOL	SCHOOL T	0	22	9	14	278	323	45	13.93%
0880	DENVER COUNTY 1	1076	BROWN ELEMENTARY SCHOOL	PK	3	2	0	21	10	36	26	72.22%
0880	DENVER COUNTY 1	1076	BROWN ELEMENTARY SCHOOL	HALF DAY	0	2	0	8	3	13	10	76.92%
0880	DENVER COUNTY 1	1076	BROWN ELEMENTARY SCHOOL	KINDERG/	4	2	1	19	17	43	26	60.47%
0880	DENVER COUNTY 1	1076	BROWN ELEMENTARY SCHOOL	1ST	7	2	0	34	14	57	43	75.44%




COLORADO DEPARTMENT OF EDUCATION
FALL 2007 PUPIL MEMBERSHIP BY DISTRICT, SCHOOL, GRADE, RACE/ETHNICITY, AND GENDER

District Code	DISTRICT	School Code	SCHOOL	GRADE	AMERICAN	ASIAN OR	BLACK (NOT	WHITE (NOT		Total	Total	
					INDIAN OR ALASKAN NATIVE	PACIFIC ISLANDER	HISPANIC)	HISPANIC	HISPANIC)		Minority	% Minority
0880	DENVER COUNTY 1	1076	BROWN ELEMENTARY SCHOOL	2ND	7	3	0	28	14	52	38	73.08%
0880	DENVER COUNTY 1	1076	BROWN ELEMENTARY SCHOOL	3RD	2	3	2	40	13	60	47	78.33%
0880	DENVER COUNTY 1	1076	BROWN ELEMENTARY SCHOOL	4TH	3	7	1	41	2	54	52	96.30%
0880	DENVER COUNTY 1	1076	BROWN ELEMENTARY SCHOOL	5TH	2	2	2	30	7	43	36	83.72%
0880	DENVER COUNTY 1	1076	BROWN ELEMENTARY SCHOOL	SCHOOL T	28	23	6	221	80	358	278	77.65%
0880	DENVER COUNTY 1	1106	BRYANT WEBSTER K-8 SCHOOL	PK	0	0	0	23	3	26	23	88.46%
0880	DENVER COUNTY 1	1106	BRYANT WEBSTER K-8 SCHOOL	KINDERG/	0	0	0	48	4	52	48	92.31%
0880	DENVER COUNTY 1	1106	BRYANT WEBSTER K-8 SCHOOL	1ST	1	0	0	52	3	56	53	94.64%
0880	DENVER COUNTY 1	1106	BRYANT WEBSTER K-8 SCHOOL	2ND	0	0	0	52	0	52	52	100.00%
0880	DENVER COUNTY 1	1106	BRYANT WEBSTER K-8 SCHOOL	3RD	1	0	1	58	3	63	60	95.24%
0880	DENVER COUNTY 1	1106	BRYANT WEBSTER K-8 SCHOOL	4TH	2	0	1	49	2	54	52	96.30%
0880	DENVER COUNTY 1	1106	BRYANT WEBSTER K-8 SCHOOL	5TH	3	0	1	48	0	52	52	100.00%
0880	DENVER COUNTY 1	1106	BRYANT WEBSTER K-8 SCHOOL	6TH	0	0	0	51	2	53	51	96.23%
0880	DENVER COUNTY 1	1106	BRYANT WEBSTER K-8 SCHOOL	7TH	0	0	0	39	0	39	39	100.00%
0880	DENVER COUNTY 1	1106	BRYANT WEBSTER K-8 SCHOOL	8TH	0	1	0	41	1	43	42	97.67%
0880	DENVER COUNTY 1	1106	BRYANT WEBSTER K-8 SCHOOL	SCHOOL T	7	1	3	461	18	490	472	96.33%
0880	DENVER COUNTY 1	1319	FRED N THOMAS CAREER EDUCATION CENTER	9TH	0	2	8	105	9	124	115	92.74%
0880	DENVER COUNTY 1	1319	FRED N THOMAS CAREER EDUCATION CENTER	10TH	1	1	8	79	9	98	89	90.82%
0880	DENVER COUNTY 1	1319	FRED N THOMAS CAREER EDUCATION CENTER	11TH	0	5	10	56	10	81	71	87.65%
0880	DENVER COUNTY 1	1319	FRED N THOMAS CAREER EDUCATION CENTER	12TH	2	1	4	47	14	68	54	79.41%
0880	DENVER COUNTY 1	1319	FRED N THOMAS CAREER EDUCATION CENTER	SCHOOL T	3	9	30	287	42	371	329	88.68%
0880	DENVER COUNTY 1	1324	CARSON ELEMENTARY SCHOOL	PK	1	1	3	6	17	28	11	39.29%
0880	DENVER COUNTY 1	1324	CARSON ELEMENTARY SCHOOL	HALF DAY	0	0	0	4	2	6	4	66.67%
0880	DENVER COUNTY 1	1324	CARSON ELEMENTARY SCHOOL	KINDERG/	1	2	3	6	53	65	12	18.46%
0880	DENVER COUNTY 1	1324	CARSON ELEMENTARY SCHOOL	1ST	0	6	7	4	36	53	17	32.08%
0880	DENVER COUNTY 1	1324	CARSON ELEMENTARY SCHOOL	2ND	0	6	7	5	34	52	18	34.62%
0880	DENVER COUNTY 1	1324	CARSON ELEMENTARY SCHOOL	3RD	1	3	7	10	24	45	21	46.67%
0880	DENVER COUNTY 1	1324	CARSON ELEMENTARY SCHOOL	4TH	1	2	10	10	32	55	23	41.82%
0880	DENVER COUNTY 1	1324	CARSON ELEMENTARY SCHOOL	5TH	0	4	4	5	21	34	13	38.24%
0880	DENVER COUNTY 1	1324	CARSON ELEMENTARY SCHOOL	SCHOOL T	4	24	41	50	219	338	119	35.21%
0880	DENVER COUNTY 1	1400	CENTENNIAL K-8 SCHOOL	PK	1	1	0	27	4	33	29	87.88%
0880	DENVER COUNTY 1	1400	CENTENNIAL K-8 SCHOOL	KINDERG/	2	1	2	34	12	51	39	76.47%
0880	DENVER COUNTY 1	1400	CENTENNIAL K-8 SCHOOL	1ST	5	2	0	46	19	72	53	73.61%
0880	DENVER COUNTY 1	1400	CENTENNIAL K-8 SCHOOL	2ND	2	2	0	54	10	68	58	85.29%
0880	DENVER COUNTY 1	1400	CENTENNIAL K-8 SCHOOL	3RD	2	0	1	43	11	57	46	80.70%
0880	DENVER COUNTY 1	1400	CENTENNIAL K-8 SCHOOL	4TH	2	1	3	59	6	71	65	91.55%
0880	DENVER COUNTY 1	1400	CENTENNIAL K-8 SCHOOL	5TH	0	1	0	49	10	60	50	83.33%
0880	DENVER COUNTY 1	1400	CENTENNIAL K-8 SCHOOL	6TH	0	0	1	44	6	51	45	88.24%
0880	DENVER COUNTY 1	1400	CENTENNIAL K-8 SCHOOL	7TH	3	0	1	39	10	53	43	81.13%
0880	DENVER COUNTY 1	1400	CENTENNIAL K-8 SCHOOL	8TH	0	0	0	35	8	43	35	81.40%
0880	DENVER COUNTY 1	1400	CENTENNIAL K-8 SCHOOL	SCHOOL T	17	8	8	430	96	559	463	82.83%
0880	DENVER COUNTY 1	1528	CHELtenham ELEMENTARY SCHOOL	PK	0	0	1	33	1	35	34	97.14%
0880	DENVER COUNTY 1	1528	CHELtenham ELEMENTARY SCHOOL	HALF DAY	0	0	4	35	4	43	39	90.70%
0880	DENVER COUNTY 1	1528	CHELtenham ELEMENTARY SCHOOL	KINDERG/	0	0	3	40	3	46	43	93.48%
0880	DENVER COUNTY 1	1528	CHELtenham ELEMENTARY SCHOOL	1ST	1	0	6	56	3	66	63	95.45%
0880	DENVER COUNTY 1	1528	CHELtenham ELEMENTARY SCHOOL	2ND	0	1	4	68	9	82	73	89.02%
0880	DENVER COUNTY 1	1528	CHELtenham ELEMENTARY SCHOOL	3RD	1	0	4	48	3	56	53	94.64%
0880	DENVER COUNTY 1	1528	CHELtenham ELEMENTARY SCHOOL	4TH	0	1	5	60	6	72	66	91.67%
0880	DENVER COUNTY 1	1528	CHELtenham ELEMENTARY SCHOOL	5TH	1	0	3	54	1	59	58	98.31%
0880	DENVER COUNTY 1	1528	CHELtenham ELEMENTARY SCHOOL	SCHOOL T	3	2	30	394	30	459	429	93.46%
0880	DENVER COUNTY 1	1606	CHALLENGES, CHOICES & IMAGES CHARTER SCHOOL	KINDERG/	0	1	35	5	3	44	41	93.18%
0880	DENVER COUNTY 1	1606	CHALLENGES, CHOICES & IMAGES CHARTER SCHOOL	1ST	0	0	32	2	5	39	34	87.18%
0880	DENVER COUNTY 1	1606	CHALLENGES, CHOICES & IMAGES CHARTER SCHOOL	2ND	0	0	52	3	2	57	55	96.49%
0880	DENVER COUNTY 1	1606	CHALLENGES, CHOICES & IMAGES CHARTER SCHOOL	3RD	1	1	39	5	0	46	46	100.00%
0880	DENVER COUNTY 1	1606	CHALLENGES, CHOICES & IMAGES CHARTER SCHOOL	4TH	0	0	41	2	0	43	43	100.00%
0880	DENVER COUNTY 1	1606	CHALLENGES, CHOICES & IMAGES CHARTER SCHOOL	5TH	2	2	22	4	2	32	30	93.75%
0880	DENVER COUNTY 1	1606	CHALLENGES, CHOICES & IMAGES CHARTER SCHOOL	6TH	0	0	46	6	1	53	52	98.11%
0880	DENVER COUNTY 1	1606	CHALLENGES, CHOICES & IMAGES CHARTER SCHOOL	7TH	0	0	45	6	1	52	51	98.08%
0880	DENVER COUNTY 1	1606	CHALLENGES, CHOICES & IMAGES CHARTER SCHOOL	8TH	0	0	65	3	1	69	68	98.55%
0880	DENVER COUNTY 1	1606	CHALLENGES, CHOICES & IMAGES CHARTER SCHOOL	9TH	1	0	47	6	8	62	54	87.10%
0880	DENVER COUNTY 1	1606	CHALLENGES, CHOICES & IMAGES CHARTER SCHOOL	10TH	0	0	45	0	0	45	45	100.00%
0880	DENVER COUNTY 1	1606	CHALLENGES, CHOICES & IMAGES CHARTER SCHOOL	11TH	0	0	48	2	0	50	50	100.00%
0880	DENVER COUNTY 1	1606	CHALLENGES, CHOICES & IMAGES CHARTER SCHOOL	12TH	0	1	41	0	3	45	42	93.33%



COLORADO DEPARTMENT OF EDUCATION
FALL 2007 PUPIL MEMBERSHIP BY DISTRICT, SCHOOL, GRADE, RACE/ETHNICITY, AND GENDER

District Code	DISTRICT	School Code	SCHOOL	GRADE	AMERICAN	ASIAN OR	BLACK (NOT	WHITE (NOT		Total	Total	
					INDIAN OR ALASKAN NATIVE	PACIFIC ISLANDER	HISPANIC)	HISPANIC	HISPANIC)		Minority	% Minority
0880	DENVER COUNTY 1	1606	CHALLENGES, CHOICES & IMAGES CHARTER SCHOOL	SCHOOL T	4	5	558	44	26	637	611	95.92%
0880	DENVER COUNTY 1	1748	COLORADO HIGH SCHOOL	10TH	1	1	23	50	12	87	75	86.21%
0880	DENVER COUNTY 1	1748	COLORADO HIGH SCHOOL	11TH	0	1	22	41	9	73	64	87.67%
0880	DENVER COUNTY 1	1748	COLORADO HIGH SCHOOL	12TH	1	0	7	7	3	18	15	83.33%
0880	DENVER COUNTY 1	1748	COLORADO HIGH SCHOOL	SCHOOL T	2	2	52	98	24	178	154	86.52%
0880	DENVER COUNTY 1	1774	COLFAX ELEMENTARY SCHOOL	PK	0	1	3	59	3	66	63	95.45%
0880	DENVER COUNTY 1	1774	COLFAX ELEMENTARY SCHOOL	HALF DAY	0	0	0	8	0	8	8	100.00%
0880	DENVER COUNTY 1	1774	COLFAX ELEMENTARY SCHOOL	KINDERG/	2	0	5	38	5	50	45	90.00%
0880	DENVER COUNTY 1	1774	COLFAX ELEMENTARY SCHOOL	1ST	1	1	2	41	2	47	45	95.74%
0880	DENVER COUNTY 1	1774	COLFAX ELEMENTARY SCHOOL	2ND	0	0	1	42	3	46	43	93.48%
0880	DENVER COUNTY 1	1774	COLFAX ELEMENTARY SCHOOL	3RD	0	0	2	40	5	47	42	89.36%
0880	DENVER COUNTY 1	1774	COLFAX ELEMENTARY SCHOOL	4TH	0	1	4	41	2	48	46	95.83%
0880	DENVER COUNTY 1	1774	COLFAX ELEMENTARY SCHOOL	5TH	0	0	2	30	1	33	32	96.97%
0880	DENVER COUNTY 1	1774	COLFAX ELEMENTARY SCHOOL	SCHOOL T	3	3	19	299	21	345	324	93.91%
0880	DENVER COUNTY 1	1788	COLLEGE VIEW ELEMENTARY SCHOOL	PK	1	7	3	40	1	52	51	98.08%
0880	DENVER COUNTY 1	1788	COLLEGE VIEW ELEMENTARY SCHOOL	HALF DAY	1	0	3	25	2	31	29	93.55%
0880	DENVER COUNTY 1	1788	COLLEGE VIEW ELEMENTARY SCHOOL	KINDERG/	0	6	2	38	1	47	46	97.87%
0880	DENVER COUNTY 1	1788	COLLEGE VIEW ELEMENTARY SCHOOL	1ST	2	2	2	51	1	58	57	98.28%
0880	DENVER COUNTY 1	1788	COLLEGE VIEW ELEMENTARY SCHOOL	2ND	3	8	3	54	3	71	68	95.77%
0880	DENVER COUNTY 1	1788	COLLEGE VIEW ELEMENTARY SCHOOL	3RD	3	5	1	42	2	53	51	96.23%
0880	DENVER COUNTY 1	1788	COLLEGE VIEW ELEMENTARY SCHOOL	4TH	2	10	1	39	3	55	52	94.55%
0880	DENVER COUNTY 1	1788	COLLEGE VIEW ELEMENTARY SCHOOL	5TH	5	6	0	52	2	65	63	96.92%
0880	DENVER COUNTY 1	1788	COLLEGE VIEW ELEMENTARY SCHOOL	SCHOOL T	17	44	15	341	15	432	417	96.53%
0880	DENVER COUNTY 1	1816	COLUMBIAN ELEMENTARY SCHOOL	PK	0	0	1	50	3	54	51	94.44%
0880	DENVER COUNTY 1	1816	COLUMBIAN ELEMENTARY SCHOOL	KINDERG/	0	0	1	31	6	38	32	84.21%
0880	DENVER COUNTY 1	1816	COLUMBIAN ELEMENTARY SCHOOL	1ST	2	0	1	41	1	45	44	97.78%
0880	DENVER COUNTY 1	1816	COLUMBIAN ELEMENTARY SCHOOL	2ND	0	0	1	40	3	44	41	93.18%
0880	DENVER COUNTY 1	1816	COLUMBIAN ELEMENTARY SCHOOL	3RD	0	0	3	31	2	36	34	94.44%
0880	DENVER COUNTY 1	1816	COLUMBIAN ELEMENTARY SCHOOL	4TH	0	0	1	30	3	34	31	91.18%
0880	DENVER COUNTY 1	1816	COLUMBIAN ELEMENTARY SCHOOL	5TH	0	0	1	30	1	32	31	96.88%
0880	DENVER COUNTY 1	1816	COLUMBIAN ELEMENTARY SCHOOL	SCHOOL T	2	0	9	253	19	283	264	93.29%
0880	DENVER COUNTY 1	1846	COLUMBINE ELEMENTARY SCHOOL	PK	0	0	20	12	2	34	32	94.12%
0880	DENVER COUNTY 1	1846	COLUMBINE ELEMENTARY SCHOOL	KINDERG/	0	0	21	21	1	43	42	97.67%
0880	DENVER COUNTY 1	1846	COLUMBINE ELEMENTARY SCHOOL	1ST	1	1	22	24	1	49	48	97.96%
0880	DENVER COUNTY 1	1846	COLUMBINE ELEMENTARY SCHOOL	2ND	1	0	15	21	1	38	37	97.37%
0880	DENVER COUNTY 1	1846	COLUMBINE ELEMENTARY SCHOOL	3RD	0	0	14	20	1	35	34	97.14%
0880	DENVER COUNTY 1	1846	COLUMBINE ELEMENTARY SCHOOL	4TH	1	0	15	20	1	37	36	97.30%
0880	DENVER COUNTY 1	1846	COLUMBINE ELEMENTARY SCHOOL	5TH	2	0	17	12	0	31	31	100.00%
0880	DENVER COUNTY 1	1846	COLUMBINE ELEMENTARY SCHOOL	6TH	0	0	14	16	0	30	30	100.00%
0880	DENVER COUNTY 1	1846	COLUMBINE ELEMENTARY SCHOOL	SCHOOL T	5	1	138	146	7	297	290	97.64%
0880	DENVER COUNTY 1	1866	ACE COMMUNITY CHALLENGE CHARTER SCHOOL	8TH	0	0	1	8	0	9	9	100.00%
0880	DENVER COUNTY 1	1866	ACE COMMUNITY CHALLENGE CHARTER SCHOOL	9TH	2	0	3	93	0	98	98	100.00%
0880	DENVER COUNTY 1	1866	ACE COMMUNITY CHALLENGE CHARTER SCHOOL	10TH	0	0	2	80	2	84	82	97.62%
0880	DENVER COUNTY 1	1866	ACE COMMUNITY CHALLENGE CHARTER SCHOOL	SCHOOL T	2	0	6	181	2	191	189	98.95%
0880	DENVER COUNTY 1	1887	CONNECTIONS ACADEMY	HALF DAY	1	0	0	0	40	41	1	2.44%
0880	DENVER COUNTY 1	1887	CONNECTIONS ACADEMY	1ST	1	0	1	2	43	47	4	8.51%
0880	DENVER COUNTY 1	1887	CONNECTIONS ACADEMY	2ND	0	0	1	1	43	45	2	4.44%
0880	DENVER COUNTY 1	1887	CONNECTIONS ACADEMY	3RD	1	0	1	3	24	29	5	17.24%
0880	DENVER COUNTY 1	1887	CONNECTIONS ACADEMY	4TH	0	0	0	1	37	38	1	2.63%
0880	DENVER COUNTY 1	1887	CONNECTIONS ACADEMY	5TH	1	0	1	3	24	29	5	17.24%
0880	DENVER COUNTY 1	1887	CONNECTIONS ACADEMY	6TH	0	0	2	5	28	35	7	20.00%
0880	DENVER COUNTY 1	1887	CONNECTIONS ACADEMY	7TH	0	0	1	5	33	39	6	15.38%
0880	DENVER COUNTY 1	1887	CONNECTIONS ACADEMY	8TH	0	0	2	1	34	37	3	8.11%
0880	DENVER COUNTY 1	1887	CONNECTIONS ACADEMY	9TH	0	0	2	1	27	30	3	10.00%
0880	DENVER COUNTY 1	1887	CONNECTIONS ACADEMY	SCHOOL T	4	0	11	22	333	370	37	10.00%
0880	DENVER COUNTY 1	1908	CORY ELEMENTARY SCHOOL	PK	0	2	0	0	19	21	2	9.52%
0880	DENVER COUNTY 1	1908	CORY ELEMENTARY SCHOOL	HALF DAY	0	0	0	2	14	16	2	12.50%
0880	DENVER COUNTY 1	1908	CORY ELEMENTARY SCHOOL	KINDERG/	0	2	0	3	40	45	5	11.11%
0880	DENVER COUNTY 1	1908	CORY ELEMENTARY SCHOOL	1ST	0	2	1	7	57	67	10	14.93%
0880	DENVER COUNTY 1	1908	CORY ELEMENTARY SCHOOL	2ND	0	2	3	8	46	59	13	22.03%
0880	DENVER COUNTY 1	1908	CORY ELEMENTARY SCHOOL	3RD	0	4	1	5	52	62	10	16.13%
0880	DENVER COUNTY 1	1908	CORY ELEMENTARY SCHOOL	4TH	2	4	1	6	52	65	13	20.00%
0880	DENVER COUNTY 1	1908	CORY ELEMENTARY SCHOOL	5TH	0	2	2	5	48	57	9	15.79%




COLORADO DEPARTMENT OF EDUCATION
FALL 2007 PUPIL MEMBERSHIP BY DISTRICT, SCHOOL, GRADE, RACE/ETHNICITY, AND GENDER

District Code	DISTRICT	School Code	SCHOOL	GRADE	AMERICAN INDIAN OR ALASKAN NATIVE	ASIAN OR PACIFIC ISLANDER	BLACK (NOT HISPANIC)	HISPANIC	WHITE (NOT HISPANIC)	Total	Total	
											Minority	% Minority
0880	DENVER COUNTY 1	1908	CORY ELEMENTARY SCHOOL	SCHOOL T	2	18	8	36	328	392	64	16.33%
0880	DENVER COUNTY 1	1928	COWELL ELEMENTARY SCHOOL	PK	0	0	0	66	8	74	66	89.19%
0880	DENVER COUNTY 1	1928	COWELL ELEMENTARY SCHOOL	HALF DAY	2	0	3	31	0	36	36	100.00%
0880	DENVER COUNTY 1	1928	COWELL ELEMENTARY SCHOOL	KINDERG/	0	0	0	56	1	57	56	98.25%
0880	DENVER COUNTY 1	1928	COWELL ELEMENTARY SCHOOL	1ST	4	0	1	79	3	87	84	96.55%
0880	DENVER COUNTY 1	1928	COWELL ELEMENTARY SCHOOL	2ND	2	0	0	86	3	91	88	96.70%
0880	DENVER COUNTY 1	1928	COWELL ELEMENTARY SCHOOL	3RD	0	0	1	81	0	82	82	100.00%
0880	DENVER COUNTY 1	1928	COWELL ELEMENTARY SCHOOL	4TH	2	0	0	69	1	72	71	98.61%
0880	DENVER COUNTY 1	1928	COWELL ELEMENTARY SCHOOL	5TH	0	0	1	69	1	71	70	98.59%
0880	DENVER COUNTY 1	1928	COWELL ELEMENTARY SCHOOL	SCHOOL T	10	0	6	537	17	570	553	97.02%
0880	DENVER COUNTY 1	2027	POLARIS AT EBERT ELEMENTARY SCHOOL	KINDERG/	0	1	2	41	46	50	5	10.87%
0880	DENVER COUNTY 1	2027	POLARIS AT EBERT ELEMENTARY SCHOOL	1ST	0	6	5	5	34	50	16	32.00%
0880	DENVER COUNTY 1	2027	POLARIS AT EBERT ELEMENTARY SCHOOL	2ND	0	1	4	7	43	55	12	21.82%
0880	DENVER COUNTY 1	2027	POLARIS AT EBERT ELEMENTARY SCHOOL	3RD	0	5	10	4	37	56	19	33.93%
0880	DENVER COUNTY 1	2027	POLARIS AT EBERT ELEMENTARY SCHOOL	4TH	1	4	8	8	56	77	21	27.27%
0880	DENVER COUNTY 1	2027	POLARIS AT EBERT ELEMENTARY SCHOOL	5TH	0	5	3	5	42	55	13	23.64%
0880	DENVER COUNTY 1	2027	POLARIS AT EBERT ELEMENTARY SCHOOL	SCHOOL T	1	22	32	31	253	339	86	25.37%
0880	DENVER COUNTY 1	2174	DENISON MONTESSORI SCHOOL	PK	0	3	3	23	65	94	29	30.85%
0880	DENVER COUNTY 1	2174	DENISON MONTESSORI SCHOOL	KINDERG/	2	4	2	21	23	52	29	55.77%
0880	DENVER COUNTY 1	2174	DENISON MONTESSORI SCHOOL	1ST	1	1	3	34	20	59	39	66.10%
0880	DENVER COUNTY 1	2174	DENISON MONTESSORI SCHOOL	2ND	1	3	2	28	17	51	34	66.67%
0880	DENVER COUNTY 1	2174	DENISON MONTESSORI SCHOOL	3RD	0	2	2	25	22	51	29	56.86%
0880	DENVER COUNTY 1	2174	DENISON MONTESSORI SCHOOL	4TH	0	1	6	22	18	47	29	61.70%
0880	DENVER COUNTY 1	2174	DENISON MONTESSORI SCHOOL	5TH	1	1	4	19	20	45	25	55.56%
0880	DENVER COUNTY 1	2174	DENISON MONTESSORI SCHOOL	6TH	0	2	2	20	6	30	24	80.00%
0880	DENVER COUNTY 1	2174	DENISON MONTESSORI SCHOOL	SCHOOL T	5	17	24	192	191	429	238	55.48%
0880	DENVER COUNTY 1	2182	DENVER ARTS & TECHNOLOGY ACADEMY	KINDERG/	0	0	2	26	41	69	28	40.58%
0880	DENVER COUNTY 1	2182	DENVER ARTS & TECHNOLOGY ACADEMY	1ST	0	0	3	42	13	58	45	77.59%
0880	DENVER COUNTY 1	2182	DENVER ARTS & TECHNOLOGY ACADEMY	2ND	0	0	1	53	13	67	54	80.60%
0880	DENVER COUNTY 1	2182	DENVER ARTS & TECHNOLOGY ACADEMY	3RD	0	1	5	36	10	52	42	80.77%
0880	DENVER COUNTY 1	2182	DENVER ARTS & TECHNOLOGY ACADEMY	4TH	0	0	2	33	4	39	35	89.74%
0880	DENVER COUNTY 1	2182	DENVER ARTS & TECHNOLOGY ACADEMY	5TH	1	0	1	32	5	39	34	87.18%
0880	DENVER COUNTY 1	2182	DENVER ARTS & TECHNOLOGY ACADEMY	6TH	1	0	1	35	7	44	37	84.09%
0880	DENVER COUNTY 1	2182	DENVER ARTS & TECHNOLOGY ACADEMY	7TH	1	0	2	34	5	42	37	88.10%
0880	DENVER COUNTY 1	2182	DENVER ARTS & TECHNOLOGY ACADEMY	8TH	0	0	1	30	3	34	31	91.18%
0880	DENVER COUNTY 1	2182	DENVER ARTS & TECHNOLOGY ACADEMY	SCHOOL T	3	1	18	321	101	444	343	77.25%
0880	DENVER COUNTY 1	2183	DENVER CENTER FOR INTERNATIONAL STUDIES	6TH	0	9	7	32	55	103	48	46.60%
0880	DENVER COUNTY 1	2183	DENVER CENTER FOR INTERNATIONAL STUDIES	7TH	2	8	4	49	29	92	63	68.48%
0880	DENVER COUNTY 1	2183	DENVER CENTER FOR INTERNATIONAL STUDIES	9TH	1	6	5	60	20	92	72	78.26%
0880	DENVER COUNTY 1	2183	DENVER CENTER FOR INTERNATIONAL STUDIES	10TH	1	5	8	44	7	65	58	89.23%
0880	DENVER COUNTY 1	2183	DENVER CENTER FOR INTERNATIONAL STUDIES	11TH	0	2	4	21	13	40	27	67.50%
0880	DENVER COUNTY 1	2183	DENVER CENTER FOR INTERNATIONAL STUDIES	12TH	0	1	4	16	3	24	21	87.50%
0880	DENVER COUNTY 1	2183	DENVER CENTER FOR INTERNATIONAL STUDIES	SCHOOL T	4	31	32	222	127	416	289	69.47%
0880	DENVER COUNTY 1	2184	DENVER SCHOOL OF THE ARTS	6TH	0	7	15	20	75	117	42	35.90%
0880	DENVER COUNTY 1	2184	DENVER SCHOOL OF THE ARTS	7TH	0	9	17	11	81	118	37	31.36%
0880	DENVER COUNTY 1	2184	DENVER SCHOOL OF THE ARTS	8TH	1	9	19	13	93	135	42	31.11%
0880	DENVER COUNTY 1	2184	DENVER SCHOOL OF THE ARTS	9TH	1	7	25	16	79	128	49	38.28%
0880	DENVER COUNTY 1	2184	DENVER SCHOOL OF THE ARTS	10TH	1	5	15	21	85	127	42	33.07%
0880	DENVER COUNTY 1	2184	DENVER SCHOOL OF THE ARTS	11TH	3	5	14	16	81	119	38	31.93%
0880	DENVER COUNTY 1	2184	DENVER SCHOOL OF THE ARTS	12TH	1	8	15	13	90	127	37	29.13%
0880	DENVER COUNTY 1	2184	DENVER SCHOOL OF THE ARTS	SCHOOL T	7	50	120	110	584	871	287	32.95%
0880	DENVER COUNTY 1	2185	DENVER SCHOOL OF SCIENCE AND TECHNOLOGY	9TH	1	3	37	39	58	138	80	57.97%
0880	DENVER COUNTY 1	2185	DENVER SCHOOL OF SCIENCE AND TECHNOLOGY	10TH	0	3	39	30	41	113	72	63.72%
0880	DENVER COUNTY 1	2185	DENVER SCHOOL OF SCIENCE AND TECHNOLOGY	11TH	0	3	31	26	41	101	60	59.41%
0880	DENVER COUNTY 1	2185	DENVER SCHOOL OF SCIENCE AND TECHNOLOGY	12TH	0	6	25	15	33	79	46	58.23%
0880	DENVER COUNTY 1	2185	DENVER SCHOOL OF SCIENCE AND TECHNOLOGY	SCHOOL T	1	15	132	110	173	431	258	59.86%
0880	DENVER COUNTY 1	2258	DOULL ELEMENTARY SCHOOL	PK	0	2	0	35	10	47	37	78.72%
0880	DENVER COUNTY 1	2258	DOULL ELEMENTARY SCHOOL	HALF DAY	0	0	1	39	8	48	40	83.33%
0880	DENVER COUNTY 1	2258	DOULL ELEMENTARY SCHOOL	KINDERG/	0	1	0	39	4	44	40	90.91%
0880	DENVER COUNTY 1	2258	DOULL ELEMENTARY SCHOOL	1ST	1	1	1	55	5	63	58	92.06%
0880	DENVER COUNTY 1	2258	DOULL ELEMENTARY SCHOOL	2ND	0	0	1	56	6	63	57	90.48%
0880	DENVER COUNTY 1	2258	DOULL ELEMENTARY SCHOOL	3RD	0	1	1	47	7	56	49	87.50%
0880	DENVER COUNTY 1	2258	DOULL ELEMENTARY SCHOOL	4TH	0	1	1	60	8	70	62	88.57%


COLORADO DEPARTMENT OF EDUCATION
FALL 2007 PUPIL MEMBERSHIP BY DISTRICT, SCHOOL, GRADE, RACE/ETHNICITY, AND GENDER

District Code	DISTRICT	School Code	SCHOOL	GRADE	AMERICAN	ASIAN OR	BLACK (NOT	WHITE (NOT		Total	Total	
					INDIAN OR ALASKAN NATIVE	PACIFIC ISLANDER	HISPANIC)	HISPANIC	HISPANIC)		Minority	% Minority
0880	DENVER COUNTY 1	2258	DOULL ELEMENTARY SCHOOL	5TH	1	2	2	57	6	68	62	91.18%
0880	DENVER COUNTY 1	2258	DOULL ELEMENTARY SCHOOL	SCHOOL T	2	8	7	388	54	459	405	88.24%
0880	DENVER COUNTY 1	2364	EAGLETON ELEMENTARY SCHOOL	PK	0	0	0	31	3	34	31	91.18%
0880	DENVER COUNTY 1	2364	EAGLETON ELEMENTARY SCHOOL	HALF DAY	0	0	0	13	3	16	13	81.25%
0880	DENVER COUNTY 1	2364	EAGLETON ELEMENTARY SCHOOL	KINDERG/	2	0	2	30	10	44	34	77.27%
0880	DENVER COUNTY 1	2364	EAGLETON ELEMENTARY SCHOOL	1ST	0	0	0	68	10	78	68	87.18%
0880	DENVER COUNTY 1	2364	EAGLETON ELEMENTARY SCHOOL	2ND	0	0	1	62	7	70	63	90.00%
0880	DENVER COUNTY 1	2364	EAGLETON ELEMENTARY SCHOOL	3RD	0	0	3	51	5	59	54	91.53%
0880	DENVER COUNTY 1	2364	EAGLETON ELEMENTARY SCHOOL	4TH	0	0	0	51	5	56	51	91.07%
0880	DENVER COUNTY 1	2364	EAGLETON ELEMENTARY SCHOOL	5TH	0	0	0	56	3	59	56	94.92%
0880	DENVER COUNTY 1	2364	EAGLETON ELEMENTARY SCHOOL	SCHOOL T	2	0	6	362	46	416	370	88.94%
0880	DENVER COUNTY 1	2398	EAST HIGH SCHOOL	9TH	6	13	157	110	239	525	286	54.48%
0880	DENVER COUNTY 1	2398	EAST HIGH SCHOOL	10TH	6	12	184	106	198	506	308	60.87%
0880	DENVER COUNTY 1	2398	EAST HIGH SCHOOL	11TH	7	10	213	74	247	551	304	55.17%
0880	DENVER COUNTY 1	2398	EAST HIGH SCHOOL	12TH	1	5	164	70	236	476	240	50.42%
0880	DENVER COUNTY 1	2398	EAST HIGH SCHOOL	SCHOOL T	20	40	718	360	920	2,058	1,138	55.30%
0880	DENVER COUNTY 1	2506	EDISON ELEMENTARY SCHOOL	PK	0	0	0	3	30	33	3	9.09%
0880	DENVER COUNTY 1	2506	EDISON ELEMENTARY SCHOOL	HALF DAY	0	0	0	7	13	20	7	35.00%
0880	DENVER COUNTY 1	2506	EDISON ELEMENTARY SCHOOL	KINDERG/	0	1	0	10	51	62	11	17.74%
0880	DENVER COUNTY 1	2506	EDISON ELEMENTARY SCHOOL	1ST	1	4	3	38	58	104	46	44.23%
0880	DENVER COUNTY 1	2506	EDISON ELEMENTARY SCHOOL	2ND	1	0	1	36	38	76	38	50.00%
0880	DENVER COUNTY 1	2506	EDISON ELEMENTARY SCHOOL	3RD	2	3	1	32	45	83	38	45.78%
0880	DENVER COUNTY 1	2506	EDISON ELEMENTARY SCHOOL	4TH	2	3	2	40	34	81	47	58.02%
0880	DENVER COUNTY 1	2506	EDISON ELEMENTARY SCHOOL	5TH	2	0	0	24	33	59	26	44.07%
0880	DENVER COUNTY 1	2506	EDISON ELEMENTARY SCHOOL	SCHOOL T	8	11	7	190	302	518	216	41.70%
0880	DENVER COUNTY 1	2652	ELLIS ELEMENTARY SCHOOL	PK	0	4	0	34	10	48	38	79.17%
0880	DENVER COUNTY 1	2652	ELLIS ELEMENTARY SCHOOL	HALF DAY	0	3	7	25	9	44	35	79.55%
0880	DENVER COUNTY 1	2652	ELLIS ELEMENTARY SCHOOL	KINDERG/	1	1	3	24	14	43	29	67.44%
0880	DENVER COUNTY 1	2652	ELLIS ELEMENTARY SCHOOL	1ST	0	4	10	45	27	86	59	68.60%
0880	DENVER COUNTY 1	2652	ELLIS ELEMENTARY SCHOOL	2ND	4	2	7	59	22	94	72	76.60%
0880	DENVER COUNTY 1	2652	ELLIS ELEMENTARY SCHOOL	3RD	2	3	5	32	22	64	42	65.63%
0880	DENVER COUNTY 1	2652	ELLIS ELEMENTARY SCHOOL	4TH	2	8	13	48	25	96	71	73.96%
0880	DENVER COUNTY 1	2652	ELLIS ELEMENTARY SCHOOL	5TH	1	3	10	34	20	68	48	70.59%
0880	DENVER COUNTY 1	2652	ELLIS ELEMENTARY SCHOOL	SCHOOL T	10	28	55	301	149	543	394	72.56%
0880	DENVER COUNTY 1	2726	EMILY GRIFFITH OPPORTUNITY SCHOOL	9TH	2	1	19	37	7	66	59	89.39%
0880	DENVER COUNTY 1	2726	EMILY GRIFFITH OPPORTUNITY SCHOOL	10TH	1	2	22	42	9	76	67	88.16%
0880	DENVER COUNTY 1	2726	EMILY GRIFFITH OPPORTUNITY SCHOOL	11TH	1	2	21	49	17	90	73	81.11%
0880	DENVER COUNTY 1	2726	EMILY GRIFFITH OPPORTUNITY SCHOOL	12TH	6	5	92	151	57	311	254	81.67%
0880	DENVER COUNTY 1	2726	EMILY GRIFFITH OPPORTUNITY SCHOOL	SCHOOL T	10	10	154	279	90	543	453	83.43%
0880	DENVER COUNTY 1	2789	ESCUELA TLATELOLCO SCHOOL	7TH	0	0	0	8	2	10	8	80.00%
0880	DENVER COUNTY 1	2789	ESCUELA TLATELOLCO SCHOOL	8TH	0	0	0	8	0	8	8	100.00%
0880	DENVER COUNTY 1	2789	ESCUELA TLATELOLCO SCHOOL	9TH	0	0	0	13	1	14	13	92.86%
0880	DENVER COUNTY 1	2789	ESCUELA TLATELOLCO SCHOOL	10TH	0	0	0	19	2	21	19	90.48%
0880	DENVER COUNTY 1	2789	ESCUELA TLATELOLCO SCHOOL	11TH	0	0	0	10	0	10	10	100.00%
0880	DENVER COUNTY 1	2789	ESCUELA TLATELOLCO SCHOOL	12TH	0	0	1	15	0	16	16	100.00%
0880	DENVER COUNTY 1	2789	ESCUELA TLATELOLCO SCHOOL	SCHOOL T	0	0	1	73	5	79	74	93.67%
0880	DENVER COUNTY 1	2856	FAIRMONT K-8 SCHOOL	PK	0	1	1	41	11	54	43	79.63%
0880	DENVER COUNTY 1	2856	FAIRMONT K-8 SCHOOL	HALF DAY	0	0	0	12	1	13	12	92.31%
0880	DENVER COUNTY 1	2856	FAIRMONT K-8 SCHOOL	KINDERG/	0	0	0	45	8	53	45	84.91%
0880	DENVER COUNTY 1	2856	FAIRMONT K-8 SCHOOL	1ST	2	0	1	46	7	56	49	87.50%
0880	DENVER COUNTY 1	2856	FAIRMONT K-8 SCHOOL	2ND	1	0	2	40	4	47	43	91.49%
0880	DENVER COUNTY 1	2856	FAIRMONT K-8 SCHOOL	3RD	0	0	1	36	2	39	37	94.87%
0880	DENVER COUNTY 1	2856	FAIRMONT K-8 SCHOOL	4TH	0	0	1	40	9	50	41	82.00%
0880	DENVER COUNTY 1	2856	FAIRMONT K-8 SCHOOL	5TH	0	0	2	32	2	36	34	94.44%
0880	DENVER COUNTY 1	2856	FAIRMONT K-8 SCHOOL	6TH	0	0	0	36	3	39	36	92.31%
0880	DENVER COUNTY 1	2856	FAIRMONT K-8 SCHOOL	7TH	0	0	1	22	3	26	23	88.46%
0880	DENVER COUNTY 1	2856	FAIRMONT K-8 SCHOOL	8TH	0	0	3	43	3	49	46	93.88%
0880	DENVER COUNTY 1	2856	FAIRMONT K-8 SCHOOL	SCHOOL T	3	1	12	393	53	462	409	88.53%
0880	DENVER COUNTY 1	2880	FAIRVIEW ELEMENTARY SCHOOL	PK	0	2	10	17	2	31	29	93.55%
0880	DENVER COUNTY 1	2880	FAIRVIEW ELEMENTARY SCHOOL	HALF DAY	0	0	0	0	1	1	0	0.00%
0880	DENVER COUNTY 1	2880	FAIRVIEW ELEMENTARY SCHOOL	KINDERG/	0	4	14	19	2	39	37	94.87%
0880	DENVER COUNTY 1	2880	FAIRVIEW ELEMENTARY SCHOOL	1ST	1	6	13	18	4	42	38	90.48%
0880	DENVER COUNTY 1	2880	FAIRVIEW ELEMENTARY SCHOOL	2ND	2	3	7	16	2	30	28	93.33%



COLORADO DEPARTMENT OF EDUCATION
FALL 2007 PUPIL MEMBERSHIP BY DISTRICT, SCHOOL, GRADE, RACE/ETHNICITY, AND GENDER

District Code	DISTRICT	School Code	SCHOOL	GRADE	AMERICAN	ASIAN OR	BLACK (NOT	WHITE (NOT		Total	Total	
					INDIAN OR ALASKAN NATIVE	PACIFIC ISLANDER	HISPANIC)	HISPANIC	HISPANIC)		Minority	% Minority
0880	DENVER COUNTY 1	2880	FAIRVIEW ELEMENTARY SCHOOL	3RD	0	3	8	25	4	40	36	90.00%
0880	DENVER COUNTY 1	2880	FAIRVIEW ELEMENTARY SCHOOL	4TH	2	1	13	17	1	34	33	97.06%
0880	DENVER COUNTY 1	2880	FAIRVIEW ELEMENTARY SCHOOL	5TH	1	3	4	20	0	28	28	100.00%
0880	DENVER COUNTY 1	2880	FAIRVIEW ELEMENTARY SCHOOL	SCHOOL T	6	22	69	132	16	245	229	93.47%
0880	DENVER COUNTY 1	2916	FALLIS ELEMENTARY SCHOOL	PK	0	1	6	20	4	31	27	87.10%
0880	DENVER COUNTY 1	2916	FALLIS ELEMENTARY SCHOOL	HALF DAY	0	0	6	10	2	18	16	88.89%
0880	DENVER COUNTY 1	2916	FALLIS ELEMENTARY SCHOOL	KINDERG/	0	1	6	32	5	44	39	88.64%
0880	DENVER COUNTY 1	2916	FALLIS ELEMENTARY SCHOOL	1ST	0	1	13	29	5	48	43	89.58%
0880	DENVER COUNTY 1	2916	FALLIS ELEMENTARY SCHOOL	2ND	1	2	15	26	5	49	44	89.80%
0880	DENVER COUNTY 1	2916	FALLIS ELEMENTARY SCHOOL	3RD	0	0	16	31	6	53	47	88.68%
0880	DENVER COUNTY 1	2916	FALLIS ELEMENTARY SCHOOL	4TH	1	1	13	38	5	58	53	91.38%
0880	DENVER COUNTY 1	2916	FALLIS ELEMENTARY SCHOOL	5TH	0	0	13	38	0	51	51	100.00%
0880	DENVER COUNTY 1	2916	FALLIS ELEMENTARY SCHOOL	SCHOOL T	2	6	88	224	32	352	320	90.91%
0880	DENVER COUNTY 1	3000	FLORENCE CRITTENTON HIGH SCHOOL	7TH	0	0	1	0	0	1	1	100.00%
0880	DENVER COUNTY 1	3000	FLORENCE CRITTENTON HIGH SCHOOL	9TH	0	0	5	29	1	35	34	97.14%
0880	DENVER COUNTY 1	3000	FLORENCE CRITTENTON HIGH SCHOOL	10TH	0	0	5	40	4	49	45	91.84%
0880	DENVER COUNTY 1	3000	FLORENCE CRITTENTON HIGH SCHOOL	11TH	1	1	5	42	5	54	49	90.74%
0880	DENVER COUNTY 1	3000	FLORENCE CRITTENTON HIGH SCHOOL	12TH	1	2	5	25	2	35	33	94.29%
0880	DENVER COUNTY 1	3000	FLORENCE CRITTENTON HIGH SCHOOL	SCHOOL T	2	3	21	136	12	174	162	93.10%
0880	DENVER COUNTY 1	3032	FORCE ELEMENTARY SCHOOL	PK	1	2	0	56	4	63	59	93.65%
0880	DENVER COUNTY 1	3032	FORCE ELEMENTARY SCHOOL	HALF DAY	0	1	0	28	3	32	29	90.63%
0880	DENVER COUNTY 1	3032	FORCE ELEMENTARY SCHOOL	KINDERG/	1	1	0	46	2	50	48	96.00%
0880	DENVER COUNTY 1	3032	FORCE ELEMENTARY SCHOOL	1ST	0	1	2	69	12	84	72	85.71%
0880	DENVER COUNTY 1	3032	FORCE ELEMENTARY SCHOOL	2ND	1	0	6	71	12	90	78	86.67%
0880	DENVER COUNTY 1	3032	FORCE ELEMENTARY SCHOOL	3RD	0	2	3	76	11	92	81	88.04%
0880	DENVER COUNTY 1	3032	FORCE ELEMENTARY SCHOOL	4TH	1	0	2	60	4	67	63	94.03%
0880	DENVER COUNTY 1	3032	FORCE ELEMENTARY SCHOOL	5TH	0	3	0	64	3	70	67	95.71%
0880	DENVER COUNTY 1	3032	FORCE ELEMENTARY SCHOOL	SCHOOL T	4	10	13	470	51	548	497	90.69%
0880	DENVER COUNTY 1	3038	FORD ELEMENTARY SCHOOL	PK	1	0	27	69	2	99	97	97.98%
0880	DENVER COUNTY 1	3038	FORD ELEMENTARY SCHOOL	KINDERG/	2	1	25	90	0	118	118	100.00%
0880	DENVER COUNTY 1	3038	FORD ELEMENTARY SCHOOL	1ST	0	0	18	91	2	111	109	98.20%
0880	DENVER COUNTY 1	3038	FORD ELEMENTARY SCHOOL	2ND	0	0	8	65	4	77	73	94.81%
0880	DENVER COUNTY 1	3038	FORD ELEMENTARY SCHOOL	3RD	0	2	16	60	2	80	78	97.50%
0880	DENVER COUNTY 1	3038	FORD ELEMENTARY SCHOOL	4TH	0	0	18	67	3	88	85	96.59%
0880	DENVER COUNTY 1	3038	FORD ELEMENTARY SCHOOL	5TH	0	0	8	56	0	64	64	100.00%
0880	DENVER COUNTY 1	3038	FORD ELEMENTARY SCHOOL	SCHOOL T	3	3	120	498	13	637	624	97.96%
0880	DENVER COUNTY 1	3296	GARDEN PLACE ELEMENTARY SCHOOL	PK	0	0	1	33	2	36	34	94.44%
0880	DENVER COUNTY 1	3296	GARDEN PLACE ELEMENTARY SCHOOL	HALF DAY	1	0	1	13	0	15	15	100.00%
0880	DENVER COUNTY 1	3296	GARDEN PLACE ELEMENTARY SCHOOL	KINDERG/	0	0	0	38	7	45	38	84.44%
0880	DENVER COUNTY 1	3296	GARDEN PLACE ELEMENTARY SCHOOL	1ST	0	0	2	50	2	54	52	96.30%
0880	DENVER COUNTY 1	3296	GARDEN PLACE ELEMENTARY SCHOOL	2ND	0	0	1	49	2	52	50	96.15%
0880	DENVER COUNTY 1	3296	GARDEN PLACE ELEMENTARY SCHOOL	3RD	0	0	0	44	3	47	44	93.62%
0880	DENVER COUNTY 1	3296	GARDEN PLACE ELEMENTARY SCHOOL	4TH	0	0	0	51	3	54	51	94.44%
0880	DENVER COUNTY 1	3296	GARDEN PLACE ELEMENTARY SCHOOL	5TH	0	0	0	35	1	36	35	97.22%
0880	DENVER COUNTY 1	3296	GARDEN PLACE ELEMENTARY SCHOOL	SCHOOL T	1	0	5	313	20	339	319	94.10%
0880	DENVER COUNTY 1	3340	ARCHULETA ELEMENTARY SCHOOL	PK	0	3	5	55	2	65	63	96.92%
0880	DENVER COUNTY 1	3340	ARCHULETA ELEMENTARY SCHOOL	HALF DAY	0	1	2	24	4	31	27	87.10%
0880	DENVER COUNTY 1	3340	ARCHULETA ELEMENTARY SCHOOL	KINDERG/	2	0	8	48	5	63	58	92.06%
0880	DENVER COUNTY 1	3340	ARCHULETA ELEMENTARY SCHOOL	1ST	0	1	12	63	6	82	76	92.68%
0880	DENVER COUNTY 1	3340	ARCHULETA ELEMENTARY SCHOOL	2ND	0	3	10	56	13	82	69	84.15%
0880	DENVER COUNTY 1	3340	ARCHULETA ELEMENTARY SCHOOL	3RD	0	2	14	69	11	96	85	88.54%
0880	DENVER COUNTY 1	3340	ARCHULETA ELEMENTARY SCHOOL	4TH	1	4	14	63	5	87	82	94.25%
0880	DENVER COUNTY 1	3340	ARCHULETA ELEMENTARY SCHOOL	5TH	0	2	14	58	9	83	74	89.16%
0880	DENVER COUNTY 1	3340	ARCHULETA ELEMENTARY SCHOOL	SCHOOL T	3	16	79	436	55	589	534	90.66%
0880	DENVER COUNTY 1	3378	GEORGE WASHINGTON HIGH SCHOOL	9TH	3	23	215	96	119	456	337	73.90%
0880	DENVER COUNTY 1	3378	GEORGE WASHINGTON HIGH SCHOOL	10TH	0	22	184	92	126	424	298	70.28%
0880	DENVER COUNTY 1	3378	GEORGE WASHINGTON HIGH SCHOOL	11TH	2	12	163	92	102	371	269	72.51%
0880	DENVER COUNTY 1	3378	GEORGE WASHINGTON HIGH SCHOOL	12TH	0	13	192	61	100	366	266	72.68%
0880	DENVER COUNTY 1	3378	GEORGE WASHINGTON HIGH SCHOOL	SCHOOL T	5	70	754	341	447	1,617	1,170	72.36%
0880	DENVER COUNTY 1	3426	GILPIN K-8 SCHOOL	PK	0	0	6	20	1	27	26	96.30%
0880	DENVER COUNTY 1	3426	GILPIN K-8 SCHOOL	HALF DAY	0	0	2	0	0	2	2	100.00%
0880	DENVER COUNTY 1	3426	GILPIN K-8 SCHOOL	KINDERG/	1	0	9	23	4	37	33	89.19%
0880	DENVER COUNTY 1	3426	GILPIN K-8 SCHOOL	1ST	1	0	13	36	3	53	50	94.34%




COLORADO DEPARTMENT OF EDUCATION
FALL 2007 PUPIL MEMBERSHIP BY DISTRICT, SCHOOL, GRADE, RACE/ETHNICITY, AND GENDER

District Code	DISTRICT	School Code	SCHOOL	GRADE	AMERICAN	ASIAN OR	BLACK (NOT	WHITE (NOT		Total	Total	
					INDIAN OR ALASKAN NATIVE	PACIFIC ISLANDER	HISPANIC)	HISPANIC	HISPANIC)		Minority	% Minority
0880	DENVER COUNTY 1	3426	GILPIN K-8 SCHOOL	2ND	0	0	17	24	4	45	41	91.11%
0880	DENVER COUNTY 1	3426	GILPIN K-8 SCHOOL	3RD	0	1	16	24	2	43	41	95.35%
0880	DENVER COUNTY 1	3426	GILPIN K-8 SCHOOL	4TH	0	0	9	24	4	37	33	89.19%
0880	DENVER COUNTY 1	3426	GILPIN K-8 SCHOOL	5TH	0	0	10	25	1	36	35	97.22%
0880	DENVER COUNTY 1	3426	GILPIN K-8 SCHOOL	6TH	0	0	12	28	2	42	40	95.24%
0880	DENVER COUNTY 1	3426	GILPIN K-8 SCHOOL	7TH	0	0	4	30	1	35	34	97.14%
0880	DENVER COUNTY 1	3426	GILPIN K-8 SCHOOL	8TH	0	0	9	34	1	44	43	97.73%
0880	DENVER COUNTY 1	3426	GILPIN K-8 SCHOOL	SCHOOL T	2	1	107	268	23	401	378	94.26%
0880	DENVER COUNTY 1	3478	GODSMAN ELEMENTARY SCHOOL	PK	0	2	0	57	5	64	59	92.19%
0880	DENVER COUNTY 1	3478	GODSMAN ELEMENTARY SCHOOL	HALF DAY	0	0	0	29	2	31	29	93.55%
0880	DENVER COUNTY 1	3478	GODSMAN ELEMENTARY SCHOOL	KINDERG/	0	1	1	45	3	50	47	94.00%
0880	DENVER COUNTY 1	3478	GODSMAN ELEMENTARY SCHOOL	1ST	0	2	0	71	4	77	73	94.81%
0880	DENVER COUNTY 1	3478	GODSMAN ELEMENTARY SCHOOL	2ND	0	1	1	75	1	78	77	98.72%
0880	DENVER COUNTY 1	3478	GODSMAN ELEMENTARY SCHOOL	3RD	0	4	1	58	3	66	63	95.45%
0880	DENVER COUNTY 1	3478	GODSMAN ELEMENTARY SCHOOL	4TH	1	3	0	56	5	65	60	92.31%
0880	DENVER COUNTY 1	3478	GODSMAN ELEMENTARY SCHOOL	5TH	0	3	0	65	3	71	68	95.77%
0880	DENVER COUNTY 1	3478	GODSMAN ELEMENTARY SCHOOL	SCHOOL T	1	16	3	456	26	502	476	94.82%
0880	DENVER COUNTY 1	3512	GOLDRICK ELEMENTARY SCHOOL	PK	0	5	0	29	2	36	34	94.44%
0880	DENVER COUNTY 1	3512	GOLDRICK ELEMENTARY SCHOOL	HALF DAY	0	1	2	45	5	53	48	90.57%
0880	DENVER COUNTY 1	3512	GOLDRICK ELEMENTARY SCHOOL	KINDERG/	0	4	1	38	2	45	43	95.56%
0880	DENVER COUNTY 1	3512	GOLDRICK ELEMENTARY SCHOOL	1ST	1	5	2	95	8	111	103	92.79%
0880	DENVER COUNTY 1	3512	GOLDRICK ELEMENTARY SCHOOL	2ND	1	5	2	97	1	106	105	99.06%
0880	DENVER COUNTY 1	3512	GOLDRICK ELEMENTARY SCHOOL	3RD	0	6	3	86	3	98	95	96.94%
0880	DENVER COUNTY 1	3512	GOLDRICK ELEMENTARY SCHOOL	4TH	0	6	1	80	3	90	87	96.67%
0880	DENVER COUNTY 1	3512	GOLDRICK ELEMENTARY SCHOOL	5TH	0	2	3	61	0	66	66	100.00%
0880	DENVER COUNTY 1	3512	GOLDRICK ELEMENTARY SCHOOL	SCHOOL T	2	34	14	531	24	605	581	96.03%
0880	DENVER COUNTY 1	3600	GRANT MIDDLE SCHOOL	6TH	0	2	2	79	28	111	83	74.77%
0880	DENVER COUNTY 1	3600	GRANT MIDDLE SCHOOL	7TH	0	2	5	78	15	100	85	85.00%
0880	DENVER COUNTY 1	3600	GRANT MIDDLE SCHOOL	8TH	3	0	8	91	28	130	102	78.46%
0880	DENVER COUNTY 1	3600	GRANT MIDDLE SCHOOL	SCHOOL T	3	4	15	248	71	341	270	79.18%
0880	DENVER COUNTY 1	3605	GRANT RANCH K-8 SCHOOL	PK	2	4	1	7	18	32	14	43.75%
0880	DENVER COUNTY 1	3605	GRANT RANCH K-8 SCHOOL	HALF DAY	0	1	1	12	15	29	14	48.28%
0880	DENVER COUNTY 1	3605	GRANT RANCH K-8 SCHOOL	KINDERG/	0	4	1	20	15	40	25	62.50%
0880	DENVER COUNTY 1	3605	GRANT RANCH K-8 SCHOOL	1ST	0	4	1	35	48	88	40	45.45%
0880	DENVER COUNTY 1	3605	GRANT RANCH K-8 SCHOOL	2ND	0	4	3	22	33	62	29	46.77%
0880	DENVER COUNTY 1	3605	GRANT RANCH K-8 SCHOOL	3RD	1	3	1	27	32	64	32	50.00%
0880	DENVER COUNTY 1	3605	GRANT RANCH K-8 SCHOOL	4TH	0	6	1	30	32	69	37	53.62%
0880	DENVER COUNTY 1	3605	GRANT RANCH K-8 SCHOOL	5TH	0	6	0	25	43	74	31	41.89%
0880	DENVER COUNTY 1	3605	GRANT RANCH K-8 SCHOOL	6TH	2	13	1	39	34	89	55	61.80%
0880	DENVER COUNTY 1	3605	GRANT RANCH K-8 SCHOOL	7TH	1	3	2	40	28	74	46	62.16%
0880	DENVER COUNTY 1	3605	GRANT RANCH K-8 SCHOOL	8TH	0	8	3	25	27	63	36	57.14%
0880	DENVER COUNTY 1	3605	GRANT RANCH K-8 SCHOOL	SCHOOL T	6	56	15	282	325	684	359	52.49%
0880	DENVER COUNTY 1	3638	GREENLEE K-8 SCHOOL	PK	1	1	11	52	4	69	65	94.20%
0880	DENVER COUNTY 1	3638	GREENLEE K-8 SCHOOL	HALF DAY	0	0	5	16	5	26	21	80.77%
0880	DENVER COUNTY 1	3638	GREENLEE K-8 SCHOOL	KINDERG/	0	0	8	35	2	45	43	95.56%
0880	DENVER COUNTY 1	3638	GREENLEE K-8 SCHOOL	1ST	1	1	12	65	5	84	79	94.05%
0880	DENVER COUNTY 1	3638	GREENLEE K-8 SCHOOL	2ND	1	1	9	40	5	56	51	91.07%
0880	DENVER COUNTY 1	3638	GREENLEE K-8 SCHOOL	3RD	0	1	10	49	2	62	60	96.77%
0880	DENVER COUNTY 1	3638	GREENLEE K-8 SCHOOL	4TH	1	2	6	43	1	53	52	98.11%
0880	DENVER COUNTY 1	3638	GREENLEE K-8 SCHOOL	5TH	1	1	10	33	5	50	45	90.00%
0880	DENVER COUNTY 1	3638	GREENLEE K-8 SCHOOL	6TH	0	1	5	32	1	39	38	97.44%
0880	DENVER COUNTY 1	3638	GREENLEE K-8 SCHOOL	7TH	0	0	5	25	1	31	30	96.77%
0880	DENVER COUNTY 1	3638	GREENLEE K-8 SCHOOL	8TH	0	1	4	28	2	35	33	94.29%
0880	DENVER COUNTY 1	3638	GREENLEE K-8 SCHOOL	SCHOOL T	5	9	85	418	33	550	517	94.00%
0880	DENVER COUNTY 1	3641	GREEN VALLEY ELEMENTARY SCHOOL	PK	0	2	9	26	15	52	37	71.15%
0880	DENVER COUNTY 1	3641	GREEN VALLEY ELEMENTARY SCHOOL	HALF DAY	0	10	21	27	8	66	58	87.88%
0880	DENVER COUNTY 1	3641	GREEN VALLEY ELEMENTARY SCHOOL	KINDERG/	0	2	11	16	7	36	29	80.56%
0880	DENVER COUNTY 1	3641	GREEN VALLEY ELEMENTARY SCHOOL	1ST	1	13	48	55	18	135	117	86.67%
0880	DENVER COUNTY 1	3641	GREEN VALLEY ELEMENTARY SCHOOL	2ND	2	8	29	45	9	93	84	90.32%
0880	DENVER COUNTY 1	3641	GREEN VALLEY ELEMENTARY SCHOOL	3RD	2	10	42	51	11	116	105	90.52%
0880	DENVER COUNTY 1	3641	GREEN VALLEY ELEMENTARY SCHOOL	4TH	2	10	38	43	12	105	93	88.57%
0880	DENVER COUNTY 1	3641	GREEN VALLEY ELEMENTARY SCHOOL	5TH	1	7	35	49	14	106	92	86.79%
0880	DENVER COUNTY 1	3641	GREEN VALLEY ELEMENTARY SCHOOL	SCHOOL T	8	62	233	312	94	709	615	86.74%



COLORADO DEPARTMENT OF EDUCATION
FALL 2007 PUPIL MEMBERSHIP BY DISTRICT, SCHOOL, GRADE, RACE/ETHNICITY, AND GENDER

District Code	DISTRICT	School Code	SCHOOL	GRADE	AMERICAN	ASIAN OR	BLACK (NOT	WHITE (NOT		Total	Total	
					INDIAN OR ALASKAN NATIVE	PACIFIC ISLANDER	HISPANIC)	HISPANIC	HISPANIC)		Minority	% Minority
0880	DENVER COUNTY 1	3647	GREENWOOD ELEMENTARY SCHOOL	PK	0	4	11	45	4	64	60	93.75%
0880	DENVER COUNTY 1	3647	GREENWOOD ELEMENTARY SCHOOL	HALF DAY	0	1	4	37	5	47	42	89.36%
0880	DENVER COUNTY 1	3647	GREENWOOD ELEMENTARY SCHOOL	KINDERG/	0	0	6	43	3	52	49	94.23%
0880	DENVER COUNTY 1	3647	GREENWOOD ELEMENTARY SCHOOL	1ST	0	3	14	76	3	96	93	96.88%
0880	DENVER COUNTY 1	3647	GREENWOOD ELEMENTARY SCHOOL	2ND	0	2	18	71	6	97	91	93.81%
0880	DENVER COUNTY 1	3647	GREENWOOD ELEMENTARY SCHOOL	3RD	0	0	9	69	1	79	78	98.73%
0880	DENVER COUNTY 1	3647	GREENWOOD ELEMENTARY SCHOOL	4TH	0	5	11	67	2	85	83	97.65%
0880	DENVER COUNTY 1	3647	GREENWOOD ELEMENTARY SCHOOL	5TH	0	1	20	55	0	76	76	100.00%
0880	DENVER COUNTY 1	3647	GREENWOOD ELEMENTARY SCHOOL	6TH	0	4	12	51	1	68	67	98.53%
0880	DENVER COUNTY 1	3647	GREENWOOD ELEMENTARY SCHOOL	7TH	0	1	7	41	2	51	49	96.08%
0880	DENVER COUNTY 1	3647	GREENWOOD ELEMENTARY SCHOOL	SCHOOL T	0	21	112	555	27	715	688	96.22%
0880	DENVER COUNTY 1	3704	GUST ELEMENTARY SCHOOL	PK	0	2	0	33	5	40	35	87.50%
0880	DENVER COUNTY 1	3704	GUST ELEMENTARY SCHOOL	HALF DAY	0	3	1	9	2	15	13	86.67%
0880	DENVER COUNTY 1	3704	GUST ELEMENTARY SCHOOL	KINDERG/	0	3	3	36	11	53	42	79.25%
0880	DENVER COUNTY 1	3704	GUST ELEMENTARY SCHOOL	1ST	0	4	4	52	10	70	60	85.71%
0880	DENVER COUNTY 1	3704	GUST ELEMENTARY SCHOOL	2ND	0	5	1	55	8	69	61	88.41%
0880	DENVER COUNTY 1	3704	GUST ELEMENTARY SCHOOL	3RD	0	5	2	50	12	69	57	82.61%
0880	DENVER COUNTY 1	3704	GUST ELEMENTARY SCHOOL	4TH	2	8	4	51	12	77	65	84.42%
0880	DENVER COUNTY 1	3704	GUST ELEMENTARY SCHOOL	5TH	1	2	1	51	10	65	55	84.62%
0880	DENVER COUNTY 1	3704	GUST ELEMENTARY SCHOOL	SCHOOL T	3	32	16	337	70	458	388	84.72%
0880	DENVER COUNTY 1	3734	HALLETT ELEMENTARY SCHOOL	PK	0	0	29	4	2	35	33	94.29%
0880	DENVER COUNTY 1	3734	HALLETT ELEMENTARY SCHOOL	KINDERG/	0	1	15	9	3	28	25	89.29%
0880	DENVER COUNTY 1	3734	HALLETT ELEMENTARY SCHOOL	1ST	1	1	18	11	0	31	31	100.00%
0880	DENVER COUNTY 1	3734	HALLETT ELEMENTARY SCHOOL	2ND	0	0	8	16	1	25	24	96.00%
0880	DENVER COUNTY 1	3734	HALLETT ELEMENTARY SCHOOL	3RD	1	0	17	10	0	28	28	100.00%
0880	DENVER COUNTY 1	3734	HALLETT ELEMENTARY SCHOOL	4TH	0	0	11	11	0	22	22	100.00%
0880	DENVER COUNTY 1	3734	HALLETT ELEMENTARY SCHOOL	5TH	0	0	10	7	0	17	17	100.00%
0880	DENVER COUNTY 1	3734	HALLETT ELEMENTARY SCHOOL	SCHOOL T	2	2	108	68	6	186	180	96.77%
0880	DENVER COUNTY 1	3746	HAMILTON MIDDLE SCHOOL	6TH	5	20	84	63	159	331	172	51.96%
0880	DENVER COUNTY 1	3746	HAMILTON MIDDLE SCHOOL	7TH	1	16	76	72	168	333	165	49.55%
0880	DENVER COUNTY 1	3746	HAMILTON MIDDLE SCHOOL	8TH	7	19	76	61	160	323	163	50.46%
0880	DENVER COUNTY 1	3746	HAMILTON MIDDLE SCHOOL	SCHOOL T	13	55	236	196	487	987	500	50.66%
0880	DENVER COUNTY 1	3778	HARRINGTON ELEMENTARY SCHOOL	PK	0	0	5	30	1	36	35	97.22%
0880	DENVER COUNTY 1	3778	HARRINGTON ELEMENTARY SCHOOL	HALF DAY	1	0	3	8	0	12	12	100.00%
0880	DENVER COUNTY 1	3778	HARRINGTON ELEMENTARY SCHOOL	KINDERG/	1	0	11	50	4	66	62	93.94%
0880	DENVER COUNTY 1	3778	HARRINGTON ELEMENTARY SCHOOL	1ST	0	1	14	57	0	72	72	100.00%
0880	DENVER COUNTY 1	3778	HARRINGTON ELEMENTARY SCHOOL	2ND	0	0	10	51	5	66	61	92.42%
0880	DENVER COUNTY 1	3778	HARRINGTON ELEMENTARY SCHOOL	3RD	0	0	7	47	2	56	54	96.43%
0880	DENVER COUNTY 1	3778	HARRINGTON ELEMENTARY SCHOOL	4TH	0	0	11	47	3	61	58	95.08%
0880	DENVER COUNTY 1	3778	HARRINGTON ELEMENTARY SCHOOL	5TH	0	0	18	58	2	78	76	97.44%
0880	DENVER COUNTY 1	3778	HARRINGTON ELEMENTARY SCHOOL	6TH	0	0	10	41	1	52	51	98.08%
0880	DENVER COUNTY 1	3778	HARRINGTON ELEMENTARY SCHOOL	SCHOOL T	2	1	89	389	18	499	481	96.39%
0880	DENVER COUNTY 1	3987	HIGHLINE ACADEMY CHARTER SCHOOL	KINDERG/	1	5	12	8	19	45	26	57.78%
0880	DENVER COUNTY 1	3987	HIGHLINE ACADEMY CHARTER SCHOOL	1ST	0	1	13	7	31	52	21	40.38%
0880	DENVER COUNTY 1	3987	HIGHLINE ACADEMY CHARTER SCHOOL	2ND	1	1	13	7	30	52	22	42.31%
0880	DENVER COUNTY 1	3987	HIGHLINE ACADEMY CHARTER SCHOOL	3RD	0	3	8	4	37	52	15	28.85%
0880	DENVER COUNTY 1	3987	HIGHLINE ACADEMY CHARTER SCHOOL	4TH	1	5	13	8	25	52	27	51.92%
0880	DENVER COUNTY 1	3987	HIGHLINE ACADEMY CHARTER SCHOOL	5TH	0	2	11	8	31	52	21	40.38%
0880	DENVER COUNTY 1	3987	HIGHLINE ACADEMY CHARTER SCHOOL	6TH	0	2	12	7	31	52	21	40.38%
0880	DENVER COUNTY 1	3987	HIGHLINE ACADEMY CHARTER SCHOOL	7TH	1	1	16	10	19	47	28	59.57%
0880	DENVER COUNTY 1	3987	HIGHLINE ACADEMY CHARTER SCHOOL	8TH	0	6	14	7	27	54	27	50.00%
0880	DENVER COUNTY 1	3987	HIGHLINE ACADEMY CHARTER SCHOOL	SCHOOL T	4	26	112	66	250	458	208	45.41%
0880	DENVER COUNTY 1	3990	HILL CAMPUS OF ARTS AND SCIENCES	6TH	1	7	69	99	84	260	176	67.69%
0880	DENVER COUNTY 1	3990	HILL CAMPUS OF ARTS AND SCIENCES	7TH	2	5	64	64	60	195	135	69.23%
0880	DENVER COUNTY 1	3990	HILL CAMPUS OF ARTS AND SCIENCES	8TH	1	4	63	91	37	196	159	81.12%
0880	DENVER COUNTY 1	3990	HILL CAMPUS OF ARTS AND SCIENCES	SCHOOL T	4	16	196	254	181	651	470	72.20%
0880	DENVER COUNTY 1	4074	HOLM ELEMENTARY SCHOOL	PK	0	3	2	20	11	36	25	69.44%
0880	DENVER COUNTY 1	4074	HOLM ELEMENTARY SCHOOL	HALF DAY	2	4	19	13	11	49	38	77.55%
0880	DENVER COUNTY 1	4074	HOLM ELEMENTARY SCHOOL	KINDERG/	1	4	7	30	8	50	42	84.00%
0880	DENVER COUNTY 1	4074	HOLM ELEMENTARY SCHOOL	1ST	3	4	21	49	18	95	77	81.05%
0880	DENVER COUNTY 1	4074	HOLM ELEMENTARY SCHOOL	2ND	2	3	21	36	13	75	62	82.67%
0880	DENVER COUNTY 1	4074	HOLM ELEMENTARY SCHOOL	3RD	1	1	13	28	21	64	43	67.19%
0880	DENVER COUNTY 1	4074	HOLM ELEMENTARY SCHOOL	4TH	0	1	25	36	14	76	62	81.58%




COLORADO DEPARTMENT OF EDUCATION
FALL 2007 PUPIL MEMBERSHIP BY DISTRICT, SCHOOL, GRADE, RACE/ETHNICITY, AND GENDER

District Code	DISTRICT	School Code	SCHOOL	GRADE	AMERICAN	ASIAN OR	BLACK (NOT	WHITE (NOT		Total	Total	
					INDIAN OR ALASKAN NATIVE	PACIFIC ISLANDER	HISPANIC)	HISPANIC	HISPANIC)		Minority	% Minority
0880	DENVER COUNTY 1	4074	HOLM ELEMENTARY SCHOOL	5TH	3	2	18	32	15	70	55	78.57%
0880	DENVER COUNTY 1	4074	HOLM ELEMENTARY SCHOOL	SCHOOL T	12	22	126	244	111	515	404	78.45%
0880	DENVER COUNTY 1	4094	HORACE MANN MIDDLE SCHOOL	6TH	1	1	2	24	2	30	28	93.33%
0880	DENVER COUNTY 1	4094	HORACE MANN MIDDLE SCHOOL	7TH	2	2	2	74	8	88	80	90.91%
0880	DENVER COUNTY 1	4094	HORACE MANN MIDDLE SCHOOL	8TH	2	0	8	82	0	92	92	100.00%
0880	DENVER COUNTY 1	4094	HORACE MANN MIDDLE SCHOOL	SCHOOL T	5	3	12	180	10	210	200	95.24%
0880	DENVER COUNTY 1	4140	HOWELL K-8 SCHOOL	PK	0	0	2	16	17	35	18	51.43%
0880	DENVER COUNTY 1	4140	HOWELL K-8 SCHOOL	KINDERG/	0	3	15	30	18	66	48	72.73%
0880	DENVER COUNTY 1	4140	HOWELL K-8 SCHOOL	1ST	0	0	23	37	9	69	60	86.96%
0880	DENVER COUNTY 1	4140	HOWELL K-8 SCHOOL	2ND	0	1	28	34	0	63	63	100.00%
0880	DENVER COUNTY 1	4140	HOWELL K-8 SCHOOL	3RD	0	0	15	40	5	60	55	91.67%
0880	DENVER COUNTY 1	4140	HOWELL K-8 SCHOOL	4TH	0	0	20	40	1	61	60	98.36%
0880	DENVER COUNTY 1	4140	HOWELL K-8 SCHOOL	5TH	0	2	22	32	7	63	56	88.89%
0880	DENVER COUNTY 1	4140	HOWELL K-8 SCHOOL	6TH	0	1	30	63	3	97	94	96.91%
0880	DENVER COUNTY 1	4140	HOWELL K-8 SCHOOL	7TH	0	1	33	55	4	93	89	95.70%
0880	DENVER COUNTY 1	4140	HOWELL K-8 SCHOOL	8TH	0	2	21	31	1	55	54	98.18%
0880	DENVER COUNTY 1	4140	HOWELL K-8 SCHOOL	SCHOOL T	0	10	209	378	65	662	597	90.18%
0880	DENVER COUNTY 1	4444	JOHN F KENNEDY HIGH SCHOOL	9TH	9	22	6	241	87	365	278	76.16%
0880	DENVER COUNTY 1	4444	JOHN F KENNEDY HIGH SCHOOL	10TH	11	19	7	244	71	352	281	79.83%
0880	DENVER COUNTY 1	4444	JOHN F KENNEDY HIGH SCHOOL	11TH	4	17	8	261	75	365	290	79.45%
0880	DENVER COUNTY 1	4444	JOHN F KENNEDY HIGH SCHOOL	12TH	5	14	6	181	85	291	206	70.79%
0880	DENVER COUNTY 1	4444	JOHN F KENNEDY HIGH SCHOOL	SCHOOL T	29	72	27	927	318	1,373	1,055	76.84%
0880	DENVER COUNTY 1	4450	JOHNSON ELEMENTARY SCHOOL	PK	0	1	0	29	2	32	30	93.75%
0880	DENVER COUNTY 1	4450	JOHNSON ELEMENTARY SCHOOL	KINDERG/	0	2	1	68	9	80	71	88.75%
0880	DENVER COUNTY 1	4450	JOHNSON ELEMENTARY SCHOOL	1ST	1	2	0	55	3	61	58	95.08%
0880	DENVER COUNTY 1	4450	JOHNSON ELEMENTARY SCHOOL	2ND	1	1	2	56	3	63	60	95.24%
0880	DENVER COUNTY 1	4450	JOHNSON ELEMENTARY SCHOOL	3RD	0	2	3	57	4	66	62	93.94%
0880	DENVER COUNTY 1	4450	JOHNSON ELEMENTARY SCHOOL	4TH	0	0	0	45	3	48	45	93.75%
0880	DENVER COUNTY 1	4450	JOHNSON ELEMENTARY SCHOOL	5TH	1	1	0	59	1	62	61	98.39%
0880	DENVER COUNTY 1	4450	JOHNSON ELEMENTARY SCHOOL	SCHOOL T	3	9	6	369	25	412	387	93.93%
0880	DENVER COUNTY 1	4498	KAISER ELEMENTARY SCHOOL	PK	0	1	0	23	4	28	24	50.00%
0880	DENVER COUNTY 1	4498	KAISER ELEMENTARY SCHOOL	HALF DAY	0	0	0	7	3	10	7	70.00%
0880	DENVER COUNTY 1	4498	KAISER ELEMENTARY SCHOOL	KINDERG/	0	2	0	29	19	50	31	62.00%
0880	DENVER COUNTY 1	4498	KAISER ELEMENTARY SCHOOL	1ST	0	3	0	23	24	50	26	52.00%
0880	DENVER COUNTY 1	4498	KAISER ELEMENTARY SCHOOL	2ND	0	3	1	31	17	52	35	67.31%
0880	DENVER COUNTY 1	4498	KAISER ELEMENTARY SCHOOL	3RD	2	3	0	27	9	41	32	78.05%
0880	DENVER COUNTY 1	4498	KAISER ELEMENTARY SCHOOL	4TH	0	4	0	41	17	62	45	72.58%
0880	DENVER COUNTY 1	4498	KAISER ELEMENTARY SCHOOL	5TH	0	9	2	18	12	41	29	70.73%
0880	DENVER COUNTY 1	4498	KAISER ELEMENTARY SCHOOL	6TH	0	6	1	15	13	35	22	62.86%
0880	DENVER COUNTY 1	4498	KAISER ELEMENTARY SCHOOL	SCHOOL T	2	31	4	214	138	389	251	64.52%
0880	DENVER COUNTY 1	4656	KEPNER MIDDLE SCHOOL	6TH	0	9	3	265	8	285	277	97.19%
0880	DENVER COUNTY 1	4656	KEPNER MIDDLE SCHOOL	7TH	3	8	7	275	10	303	293	96.70%
0880	DENVER COUNTY 1	4656	KEPNER MIDDLE SCHOOL	8TH	6	7	9	315	9	346	337	97.40%
0880	DENVER COUNTY 1	4656	KEPNER MIDDLE SCHOOL	SCHOOL T	9	24	19	855	27	934	907	97.11%
0880	DENVER COUNTY 1	4732	KIPP SUNSHINE PEAK ACADEMY	5TH	1	2	2	93	5	103	98	95.15%
0880	DENVER COUNTY 1	4732	KIPP SUNSHINE PEAK ACADEMY	6TH	1	1	3	88	3	96	93	96.88%
0880	DENVER COUNTY 1	4732	KIPP SUNSHINE PEAK ACADEMY	7TH	0	0	7	77	1	85	84	98.82%
0880	DENVER COUNTY 1	4732	KIPP SUNSHINE PEAK ACADEMY	8TH	0	0	3	53	4	60	56	93.33%
0880	DENVER COUNTY 1	4732	KIPP SUNSHINE PEAK ACADEMY	SCHOOL T	2	3	15	311	13	344	331	96.22%
0880	DENVER COUNTY 1	4762	KNAPP ELEMENTARY SCHOOL	PK	1	0	0	61	1	63	62	98.41%
0880	DENVER COUNTY 1	4762	KNAPP ELEMENTARY SCHOOL	HALF DAY	0	0	0	54	0	54	54	100.00%
0880	DENVER COUNTY 1	4762	KNAPP ELEMENTARY SCHOOL	KINDERG/	2	1	2	49	2	56	54	96.43%
0880	DENVER COUNTY 1	4762	KNAPP ELEMENTARY SCHOOL	1ST	2	0	1	100	7	110	103	93.64%
0880	DENVER COUNTY 1	4762	KNAPP ELEMENTARY SCHOOL	2ND	1	1	1	98	2	103	101	98.06%
0880	DENVER COUNTY 1	4762	KNAPP ELEMENTARY SCHOOL	3RD	0	0	0	70	2	72	70	97.22%
0880	DENVER COUNTY 1	4762	KNAPP ELEMENTARY SCHOOL	4TH	1	0	1	90	2	94	92	97.87%
0880	DENVER COUNTY 1	4762	KNAPP ELEMENTARY SCHOOL	5TH	2	1	0	73	1	77	76	98.70%
0880	DENVER COUNTY 1	4762	KNAPP ELEMENTARY SCHOOL	SCHOOL T	9	3	5	595	17	629	612	97.30%
0880	DENVER COUNTY 1	4782	KNIGHT FUNDAMENTAL SCHOOL	HALF DAY	0	0	1	1	1	3	2	66.67%
0880	DENVER COUNTY 1	4782	KNIGHT FUNDAMENTAL SCHOOL	KINDERG/	1	0	20	3	1	25	24	96.00%
0880	DENVER COUNTY 1	4782	KNIGHT FUNDAMENTAL SCHOOL	1ST	0	1	28	2	3	34	31	91.18%
0880	DENVER COUNTY 1	4782	KNIGHT FUNDAMENTAL SCHOOL	2ND	0	0	29	2	1	32	31	96.88%
0880	DENVER COUNTY 1	4782	KNIGHT FUNDAMENTAL SCHOOL	3RD	0	0	37	3	1	41	40	97.56%




COLORADO DEPARTMENT OF EDUCATION
FALL 2007 PUPIL MEMBERSHIP BY DISTRICT, SCHOOL, GRADE, RACE/ETHNICITY, AND GENDER

District Code	DISTRICT	School Code	SCHOOL	GRADE	AMERICAN	ASIAN OR	BLACK (NOT	WHITE (NOT		Total	Total	
					INDIAN OR ALASKAN NATIVE	PACIFIC ISLANDER	HISPANIC)	HISPANIC	HISPANIC)		Minority	% Minority
0880	DENVER COUNTY 1	4782	KNIGHT FUNDAMENTAL SCHOOL	4TH	0	0	36	5	1	42	41	97.62%
0880	DENVER COUNTY 1	4782	KNIGHT FUNDAMENTAL SCHOOL	5TH	0	0	36	4	1	41	40	97.56%
0880	DENVER COUNTY 1	4782	KNIGHT FUNDAMENTAL SCHOOL	SCHOOL T	1	1	187	20	9	218	209	95.87%
0880	DENVER COUNTY 1	4822	KUNSMILLER MIDDLE SCHOOL	6TH	3	3	0	154	10	170	160	94.12%
0880	DENVER COUNTY 1	4822	KUNSMILLER MIDDLE SCHOOL	7TH	1	8	1	175	8	193	185	95.85%
0880	DENVER COUNTY 1	4822	KUNSMILLER MIDDLE SCHOOL	8TH	4	11	4	202	24	245	221	90.20%
0880	DENVER COUNTY 1	4822	KUNSMILLER MIDDLE SCHOOL	SCHOOL T	8	22	5	531	42	608	566	93.09%
0880	DENVER COUNTY 1	4910	LAKE MIDDLE SCHOOL	6TH	1	1	9	178	17	206	189	91.75%
0880	DENVER COUNTY 1	4910	LAKE MIDDLE SCHOOL	7TH	6	3	9	159	16	193	177	91.71%
0880	DENVER COUNTY 1	4910	LAKE MIDDLE SCHOOL	8TH	4	3	4	177	16	204	188	92.16%
0880	DENVER COUNTY 1	4910	LAKE MIDDLE SCHOOL	SCHOOL T	11	7	22	514	49	603	554	91.87%
0880	DENVER COUNTY 1	5129	LIFE SKILLS CENTER OF DENVER	9TH	0	2	21	55	2	80	78	97.50%
0880	DENVER COUNTY 1	5129	LIFE SKILLS CENTER OF DENVER	10TH	2	0	16	31	12	61	49	80.33%
0880	DENVER COUNTY 1	5129	LIFE SKILLS CENTER OF DENVER	11TH	0	1	12	27	6	46	40	86.96%
0880	DENVER COUNTY 1	5129	LIFE SKILLS CENTER OF DENVER	12TH	1	0	6	17	3	27	24	88.89%
0880	DENVER COUNTY 1	5129	LIFE SKILLS CENTER OF DENVER	SCHOOL T	3	3	55	130	23	214	191	89.25%
0880	DENVER COUNTY 1	5158	LINCOLN ELEMENTARY SCHOOL	PK	0	3	1	18	47	69	22	31.88%
0880	DENVER COUNTY 1	5158	LINCOLN ELEMENTARY SCHOOL	HALF DAY	0	0	1	0	1	2	1	50.00%
0880	DENVER COUNTY 1	5158	LINCOLN ELEMENTARY SCHOOL	KINDERG/	2	1	2	10	26	41	15	36.59%
0880	DENVER COUNTY 1	5158	LINCOLN ELEMENTARY SCHOOL	1ST	0	5	1	13	29	48	19	39.58%
0880	DENVER COUNTY 1	5158	LINCOLN ELEMENTARY SCHOOL	2ND	0	2	1	14	19	36	17	47.22%
0880	DENVER COUNTY 1	5158	LINCOLN ELEMENTARY SCHOOL	3RD	0	1	2	13	9	25	16	64.00%
0880	DENVER COUNTY 1	5158	LINCOLN ELEMENTARY SCHOOL	4TH	0	2	1	6	12	21	9	42.86%
0880	DENVER COUNTY 1	5158	LINCOLN ELEMENTARY SCHOOL	5TH	0	3	3	9	6	21	15	71.43%
0880	DENVER COUNTY 1	5158	LINCOLN ELEMENTARY SCHOOL	SCHOOL T	2	17	12	83	149	263	114	43.35%
0880	DENVER COUNTY 1	5342	LOWRY ELEMENTARY SCHOOL	PK	0	0	6	6	25	37	12	32.43%
0880	DENVER COUNTY 1	5342	LOWRY ELEMENTARY SCHOOL	HALF DAY	0	0	0	0	1	1	0	0.00%
0880	DENVER COUNTY 1	5342	LOWRY ELEMENTARY SCHOOL	KINDERG/	1	0	22	8	43	74	31	41.89%
0880	DENVER COUNTY 1	5342	LOWRY ELEMENTARY SCHOOL	1ST	0	0	22	12	40	74	34	45.95%
0880	DENVER COUNTY 1	5342	LOWRY ELEMENTARY SCHOOL	2ND	1	4	24	9	43	81	38	46.91%
0880	DENVER COUNTY 1	5342	LOWRY ELEMENTARY SCHOOL	3RD	0	2	16	25	33	76	43	56.58%
0880	DENVER COUNTY 1	5342	LOWRY ELEMENTARY SCHOOL	4TH	0	1	21	7	33	62	29	46.77%
0880	DENVER COUNTY 1	5342	LOWRY ELEMENTARY SCHOOL	5TH	1	0	21	9	22	53	31	58.49%
0880	DENVER COUNTY 1	5342	LOWRY ELEMENTARY SCHOOL	SCHOOL T	3	7	132	76	240	458	218	47.60%
0880	DENVER COUNTY 1	5448	MANUAL HIGH SCHOOL	9TH	0	0	80	80	3	163	160	98.16%
0880	DENVER COUNTY 1	5448	MANUAL HIGH SCHOOL	SCHOOL T	0	0	80	80	3	163	160	98.16%
0880	DENVER COUNTY 1	5578	MARRAMA ELEMENTARY SCHOOL	PK	0	0	14	15	4	33	29	87.88%
0880	DENVER COUNTY 1	5578	MARRAMA ELEMENTARY SCHOOL	HALF DAY	1	4	8	21	8	42	34	80.95%
0880	DENVER COUNTY 1	5578	MARRAMA ELEMENTARY SCHOOL	KINDERG/	0	0	6	14	4	24	20	83.33%
0880	DENVER COUNTY 1	5578	MARRAMA ELEMENTARY SCHOOL	1ST	0	7	22	32	7	68	61	89.71%
0880	DENVER COUNTY 1	5578	MARRAMA ELEMENTARY SCHOOL	2ND	1	6	31	41	10	89	79	88.76%
0880	DENVER COUNTY 1	5578	MARRAMA ELEMENTARY SCHOOL	3RD	0	6	28	54	6	94	88	93.62%
0880	DENVER COUNTY 1	5578	MARRAMA ELEMENTARY SCHOOL	4TH	0	2	31	43	6	82	76	92.68%
0880	DENVER COUNTY 1	5578	MARRAMA ELEMENTARY SCHOOL	5TH	0	6	25	34	9	74	65	87.84%
0880	DENVER COUNTY 1	5578	MARRAMA ELEMENTARY SCHOOL	SCHOOL T	2	31	165	254	54	506	452	89.33%
0880	DENVER COUNTY 1	5605	MARTIN LUTHER KING MIDDLE COLLEGE	6TH	4	13	87	187	12	303	291	96.04%
0880	DENVER COUNTY 1	5605	MARTIN LUTHER KING MIDDLE COLLEGE	7TH	1	13	93	160	21	288	267	92.71%
0880	DENVER COUNTY 1	5605	MARTIN LUTHER KING MIDDLE COLLEGE	8TH	2	12	116	196	17	343	326	95.04%
0880	DENVER COUNTY 1	5605	MARTIN LUTHER KING MIDDLE COLLEGE	9TH	0	11	31	59	13	114	101	88.60%
0880	DENVER COUNTY 1	5605	MARTIN LUTHER KING MIDDLE COLLEGE	10TH	0	3	34	58	7	102	95	93.14%
0880	DENVER COUNTY 1	5605	MARTIN LUTHER KING MIDDLE COLLEGE	SCHOOL T	7	52	361	660	70	1,150	1,080	93.91%
0880	DENVER COUNTY 1	5644	MAXWELL ELEMENTARY SCHOOL	PK	0	0	2	28	2	32	30	93.75%
0880	DENVER COUNTY 1	5644	MAXWELL ELEMENTARY SCHOOL	HALF DAY	0	0	6	31	4	41	37	90.24%
0880	DENVER COUNTY 1	5644	MAXWELL ELEMENTARY SCHOOL	KINDERG/	0	0	4	20	0	24	24	100.00%
0880	DENVER COUNTY 1	5644	MAXWELL ELEMENTARY SCHOOL	1ST	0	0	22	66	4	92	88	95.65%
0880	DENVER COUNTY 1	5644	MAXWELL ELEMENTARY SCHOOL	2ND	0	0	24	76	3	103	100	97.09%
0880	DENVER COUNTY 1	5644	MAXWELL ELEMENTARY SCHOOL	3RD	0	2	21	64	3	90	87	96.67%
0880	DENVER COUNTY 1	5644	MAXWELL ELEMENTARY SCHOOL	4TH	0	1	28	59	0	88	88	100.00%
0880	DENVER COUNTY 1	5644	MAXWELL ELEMENTARY SCHOOL	5TH	0	0	33	54	5	92	87	94.57%
0880	DENVER COUNTY 1	5644	MAXWELL ELEMENTARY SCHOOL	SCHOOL T	0	3	140	398	21	562	541	96.26%
0880	DENVER COUNTY 1	5685	MC GLONE ELEMENTARY SCHOOL	PK	0	0	22	56	2	80	78	97.50%
0880	DENVER COUNTY 1	5685	MC GLONE ELEMENTARY SCHOOL	HALF DAY	0	0	4	38	1	43	42	97.67%
0880	DENVER COUNTY 1	5685	MC GLONE ELEMENTARY SCHOOL	KINDERG/	0	0	6	45	2	53	51	96.23%



COLORADO DEPARTMENT OF EDUCATION
FALL 2007 PUPIL MEMBERSHIP BY DISTRICT, SCHOOL, GRADE, RACE/ETHNICITY, AND GENDER

District Code	DISTRICT	School Code	SCHOOL	GRADE	AMERICAN INDIAN OR ALASKAN NATIVE	ASIAN OR PACIFIC ISLANDER	BLACK (NOT HISPANIC)	HISPANIC	WHITE (NOT HISPANIC)	Total	Total	
											Minority	% Minority
0880	DENVER COUNTY 1	5685	MC GLONE ELEMENTARY SCHOOL	1ST	0	2	13	79	3	97	94	96.91%
0880	DENVER COUNTY 1	5685	MC GLONE ELEMENTARY SCHOOL	2ND	1	0	12	61	1	75	74	98.67%
0880	DENVER COUNTY 1	5685	MC GLONE ELEMENTARY SCHOOL	3RD	0	0	9	68	1	78	77	98.72%
0880	DENVER COUNTY 1	5685	MC GLONE ELEMENTARY SCHOOL	4TH	0	1	12	64	2	79	77	97.47%
0880	DENVER COUNTY 1	5685	MC GLONE ELEMENTARY SCHOOL	5TH	0	1	7	51	1	60	59	98.33%
0880	DENVER COUNTY 1	5685	MC GLONE ELEMENTARY SCHOOL	SCHOOL T	1	4	85	462	13	565	552	97.70%
0880	DENVER COUNTY 1	5702	MC KINLEY-THATCHER ELEMENTARY SCHOOL	PK	0	0	0	5	10	15	5	33.33%
0880	DENVER COUNTY 1	5702	MC KINLEY-THATCHER ELEMENTARY SCHOOL	HALF DAY	0	1	0	2	6	9	3	33.33%
0880	DENVER COUNTY 1	5702	MC KINLEY-THATCHER ELEMENTARY SCHOOL	KINDERG/	0	0	0	9	13	22	9	40.91%
0880	DENVER COUNTY 1	5702	MC KINLEY-THATCHER ELEMENTARY SCHOOL	1ST	0	1	1	18	22	42	20	47.62%
0880	DENVER COUNTY 1	5702	MC KINLEY-THATCHER ELEMENTARY SCHOOL	2ND	0	1	1	11	22	35	13	37.14%
0880	DENVER COUNTY 1	5702	MC KINLEY-THATCHER ELEMENTARY SCHOOL	3RD	0	1	4	16	23	44	21	47.73%
0880	DENVER COUNTY 1	5702	MC KINLEY-THATCHER ELEMENTARY SCHOOL	4TH	0	1	0	15	14	30	16	53.33%
0880	DENVER COUNTY 1	5702	MC KINLEY-THATCHER ELEMENTARY SCHOOL	5TH	0	0	4	13	13	30	17	56.67%
0880	DENVER COUNTY 1	5702	MC KINLEY-THATCHER ELEMENTARY SCHOOL	SCHOOL T	0	5	10	89	123	227	104	45.81%
0880	DENVER COUNTY 1	5716	MC MEEN ELEMENTARY SCHOOL	PK	0	3	15	28	5	51	46	90.20%
0880	DENVER COUNTY 1	5716	MC MEEN ELEMENTARY SCHOOL	HALF DAY	0	1	4	7	5	17	12	70.59%
0880	DENVER COUNTY 1	5716	MC MEEN ELEMENTARY SCHOOL	KINDERG/	1	4	16	40	13	74	61	82.43%
0880	DENVER COUNTY 1	5716	MC MEEN ELEMENTARY SCHOOL	1ST	0	6	25	38	24	93	69	74.19%
0880	DENVER COUNTY 1	5716	MC MEEN ELEMENTARY SCHOOL	2ND	4	6	21	41	8	80	72	90.00%
0880	DENVER COUNTY 1	5716	MC MEEN ELEMENTARY SCHOOL	3RD	0	6	29	40	13	88	75	85.23%
0880	DENVER COUNTY 1	5716	MC MEEN ELEMENTARY SCHOOL	4TH	1	2	21	32	20	76	56	73.68%
0880	DENVER COUNTY 1	5716	MC MEEN ELEMENTARY SCHOOL	5TH	0	11	25	18	16	70	54	77.14%
0880	DENVER COUNTY 1	5716	MC MEEN ELEMENTARY SCHOOL	SCHOOL T	6	39	156	244	104	549	445	81.06%
0880	DENVER COUNTY 1	5826	MERRILL MIDDLE SCHOOL	6TH	2	21	40	61	45	169	124	73.37%
0880	DENVER COUNTY 1	5826	MERRILL MIDDLE SCHOOL	7TH	9	15	43	63	56	186	130	69.89%
0880	DENVER COUNTY 1	5826	MERRILL MIDDLE SCHOOL	8TH	6	21	46	73	47	193	146	75.65%
0880	DENVER COUNTY 1	5826	MERRILL MIDDLE SCHOOL	SCHOOL T	17	57	129	197	148	548	400	72.99%
0880	DENVER COUNTY 1	5844	CONTEMPORARY LEARNING ACADEMY HIGH SCHOOL	9TH	1	2	16	32	6	57	51	89.47%
0880	DENVER COUNTY 1	5844	CONTEMPORARY LEARNING ACADEMY HIGH SCHOOL	10TH	5	1	14	51	6	77	71	92.21%
0880	DENVER COUNTY 1	5844	CONTEMPORARY LEARNING ACADEMY HIGH SCHOOL	11TH	1	2	19	38	7	67	60	89.55%
0880	DENVER COUNTY 1	5844	CONTEMPORARY LEARNING ACADEMY HIGH SCHOOL	12TH	2	0	18	29	1	50	49	98.00%
0880	DENVER COUNTY 1	5844	CONTEMPORARY LEARNING ACADEMY HIGH SCHOOL	SCHOOL T	9	5	67	150	20	251	231	92.03%
0880	DENVER COUNTY 1	5940	MITCHELL ELEMENTARY SCHOOL	PK	0	0	8	23	1	32	31	96.88%
0880	DENVER COUNTY 1	5940	MITCHELL ELEMENTARY SCHOOL	KINDERG/	0	0	10	37	4	51	47	92.16%
0880	DENVER COUNTY 1	5940	MITCHELL ELEMENTARY SCHOOL	1ST	0	0	10	41	2	53	51	96.23%
0880	DENVER COUNTY 1	5940	MITCHELL ELEMENTARY SCHOOL	2ND	1	0	8	41	2	52	50	96.15%
0880	DENVER COUNTY 1	5940	MITCHELL ELEMENTARY SCHOOL	3RD	1	0	11	38	2	52	50	96.15%
0880	DENVER COUNTY 1	5940	MITCHELL ELEMENTARY SCHOOL	4TH	0	1	2	35	2	40	38	95.00%
0880	DENVER COUNTY 1	5940	MITCHELL ELEMENTARY SCHOOL	5TH	1	0	9	30	0	40	40	100.00%
0880	DENVER COUNTY 1	5940	MITCHELL ELEMENTARY SCHOOL	6TH	1	0	5	38	1	45	44	97.78%
0880	DENVER COUNTY 1	5940	MITCHELL ELEMENTARY SCHOOL	SCHOOL T	4	1	63	283	14	365	351	96.16%
0880	DENVER COUNTY 1	5995	MONTBELLO HIGH SCHOOL	9TH	3	12	167	259	15	456	441	96.71%
0880	DENVER COUNTY 1	5995	MONTBELLO HIGH SCHOOL	10TH	1	9	146	230	12	398	386	96.98%
0880	DENVER COUNTY 1	5995	MONTBELLO HIGH SCHOOL	11TH	1	15	126	221	18	381	363	95.28%
0880	DENVER COUNTY 1	5995	MONTBELLO HIGH SCHOOL	12TH	0	5	142	180	18	345	327	94.78%
0880	DENVER COUNTY 1	5995	MONTBELLO HIGH SCHOOL	SCHOOL T	5	41	581	890	63	1,580	1,517	96.01%
0880	DENVER COUNTY 1	5998	OAKLAND ELEMENTARY SCHOOL	PK	0	3	13	34	4	54	50	92.59%
0880	DENVER COUNTY 1	5998	OAKLAND ELEMENTARY SCHOOL	HALF DAY	0	1	17	37	3	58	55	94.83%
0880	DENVER COUNTY 1	5998	OAKLAND ELEMENTARY SCHOOL	KINDERG/	1	1	6	17	1	26	25	96.15%
0880	DENVER COUNTY 1	5998	OAKLAND ELEMENTARY SCHOOL	1ST	1	0	22	52	5	80	75	93.75%
0880	DENVER COUNTY 1	5998	OAKLAND ELEMENTARY SCHOOL	2ND	0	0	19	41	3	63	60	95.24%
0880	DENVER COUNTY 1	5998	OAKLAND ELEMENTARY SCHOOL	3RD	0	2	23	39	3	67	64	95.52%
0880	DENVER COUNTY 1	5998	OAKLAND ELEMENTARY SCHOOL	4TH	0	0	18	44	5	67	62	92.54%
0880	DENVER COUNTY 1	5998	OAKLAND ELEMENTARY SCHOOL	5TH	0	0	15	39	1	55	54	98.18%
0880	DENVER COUNTY 1	5998	OAKLAND ELEMENTARY SCHOOL	SCHOOL T	2	7	133	303	25	470	445	94.68%
0880	DENVER COUNTY 1	6002	MONTCLAIR ELEMENTARY SCHOOL	PK	1	1	13	7	11	33	22	66.67%
0880	DENVER COUNTY 1	6002	MONTCLAIR ELEMENTARY SCHOOL	HALF DAY	0	0	3	5	3	11	8	72.73%
0880	DENVER COUNTY 1	6002	MONTCLAIR ELEMENTARY SCHOOL	KINDERG/	1	0	9	11	23	44	21	47.73%
0880	DENVER COUNTY 1	6002	MONTCLAIR ELEMENTARY SCHOOL	1ST	1	1	26	26	26	80	54	67.50%
0880	DENVER COUNTY 1	6002	MONTCLAIR ELEMENTARY SCHOOL	2ND	0	1	19	21	19	60	41	68.33%
0880	DENVER COUNTY 1	6002	MONTCLAIR ELEMENTARY SCHOOL	3RD	1	0	22	18	15	56	41	73.21%
0880	DENVER COUNTY 1	6002	MONTCLAIR ELEMENTARY SCHOOL	4TH	0	0	15	17	12	44	32	72.73%



COLORADO DEPARTMENT OF EDUCATION
FALL 2007 PUPIL MEMBERSHIP BY DISTRICT, SCHOOL, GRADE, RACE/ETHNICITY, AND GENDER

District Code	DISTRICT	School Code	SCHOOL	GRADE	AMERICAN	ASIAN OR	BLACK (NOT	WHITE (NOT		Total	Total	
					INDIAN OR ALASKAN NATIVE	PACIFIC ISLANDER	HISPANIC)	HISPANIC	HISPANIC)		Minority	% Minority
0880	DENVER COUNTY 1	6002	MONTCLAIR ELEMENTARY SCHOOL	5TH	0	0	14	16	5	35	30	85.71%
0880	DENVER COUNTY 1	6002	MONTCLAIR ELEMENTARY SCHOOL	SCHOOL T	4	3	121	121	114	363	249	68.60%
0880	DENVER COUNTY 1	6088	MOORE K-8 SCHOOL	PK	1	0	2	4	5	12	7	58.33%
0880	DENVER COUNTY 1	6088	MOORE K-8 SCHOOL	HALF DAY	1	0	4	2	6	13	7	53.85%
0880	DENVER COUNTY 1	6088	MOORE K-8 SCHOOL	KINDERG/	1	0	5	8	10	24	14	58.33%
0880	DENVER COUNTY 1	6088	MOORE K-8 SCHOOL	1ST	1	2	14	20	23	60	37	61.67%
0880	DENVER COUNTY 1	6088	MOORE K-8 SCHOOL	2ND	3	0	7	14	18	42	24	57.14%
0880	DENVER COUNTY 1	6088	MOORE K-8 SCHOOL	3RD	0	2	12	13	8	35	27	77.14%
0880	DENVER COUNTY 1	6088	MOORE K-8 SCHOOL	4TH	1	2	13	17	9	42	33	78.57%
0880	DENVER COUNTY 1	6088	MOORE K-8 SCHOOL	5TH	1	1	5	14	5	26	21	80.77%
0880	DENVER COUNTY 1	6088	MOORE K-8 SCHOOL	6TH	1	3	9	7	10	30	20	66.67%
0880	DENVER COUNTY 1	6088	MOORE K-8 SCHOOL	7TH	2	0	8	12	10	32	22	68.75%
0880	DENVER COUNTY 1	6088	MOORE K-8 SCHOOL	8TH	2	1	7	19	15	44	29	65.91%
0880	DENVER COUNTY 1	6088	MOORE K-8 SCHOOL	SCHOOL T	14	11	86	130	119	360	241	66.94%
0880	DENVER COUNTY 1	6098	MOREY MIDDLE SCHOOL	6TH	2	9	54	60	89	214	125	58.41%
0880	DENVER COUNTY 1	6098	MOREY MIDDLE SCHOOL	7TH	1	7	56	54	111	229	118	51.53%
0880	DENVER COUNTY 1	6098	MOREY MIDDLE SCHOOL	8TH	3	8	70	61	127	269	142	52.79%
0880	DENVER COUNTY 1	6098	MOREY MIDDLE SCHOOL	SCHOOL T	6	24	180	175	327	712	385	54.07%
0880	DENVER COUNTY 1	6188	MUNROE ELEMENTARY SCHOOL	PK	0	1	0	61	0	62	62	100.00%
0880	DENVER COUNTY 1	6188	MUNROE ELEMENTARY SCHOOL	HALF DAY	0	1	1	39	0	41	41	100.00%
0880	DENVER COUNTY 1	6188	MUNROE ELEMENTARY SCHOOL	KINDERG/	0	1	1	40	2	44	42	95.45%
0880	DENVER COUNTY 1	6188	MUNROE ELEMENTARY SCHOOL	1ST	1	2	1	89	3	96	93	96.88%
0880	DENVER COUNTY 1	6188	MUNROE ELEMENTARY SCHOOL	2ND	0	0	2	96	2	100	98	98.00%
0880	DENVER COUNTY 1	6188	MUNROE ELEMENTARY SCHOOL	3RD	1	4	1	85	1	92	91	98.91%
0880	DENVER COUNTY 1	6188	MUNROE ELEMENTARY SCHOOL	4TH	0	1	0	82	3	86	83	96.51%
0880	DENVER COUNTY 1	6188	MUNROE ELEMENTARY SCHOOL	5TH	1	0	0	51	1	53	52	98.11%
0880	DENVER COUNTY 1	6188	MUNROE ELEMENTARY SCHOOL	SCHOOL T	3	10	6	543	12	574	562	97.91%
0880	DENVER COUNTY 1	6254	NEWLON ELEMENTARY SCHOOL	PK	0	0	0	26	1	27	26	96.30%
0880	DENVER COUNTY 1	6254	NEWLON ELEMENTARY SCHOOL	HALF DAY	0	0	1	7	2	10	8	80.00%
0880	DENVER COUNTY 1	6254	NEWLON ELEMENTARY SCHOOL	KINDERG/	0	1	2	83	5	91	86	94.51%
0880	DENVER COUNTY 1	6254	NEWLON ELEMENTARY SCHOOL	1ST	0	1	0	84	1	86	85	98.84%
0880	DENVER COUNTY 1	6254	NEWLON ELEMENTARY SCHOOL	2ND	0	0	1	83	2	86	84	97.67%
0880	DENVER COUNTY 1	6254	NEWLON ELEMENTARY SCHOOL	3RD	0	1	0	77	1	79	78	98.73%
0880	DENVER COUNTY 1	6254	NEWLON ELEMENTARY SCHOOL	4TH	0	0	0	69	1	70	69	98.57%
0880	DENVER COUNTY 1	6254	NEWLON ELEMENTARY SCHOOL	5TH	0	0	1	66	2	69	67	97.10%
0880	DENVER COUNTY 1	6254	NEWLON ELEMENTARY SCHOOL	SCHOOL T	0	3	5	495	15	518	503	97.10%
0880	DENVER COUNTY 1	6314	NORTH HIGH SCHOOL	9TH	4	1	11	256	17	289	272	94.12%
0880	DENVER COUNTY 1	6314	NORTH HIGH SCHOOL	10TH	4	5	9	290	17	325	308	94.77%
0880	DENVER COUNTY 1	6314	NORTH HIGH SCHOOL	11TH	2	2	9	234	18	265	247	93.21%
0880	DENVER COUNTY 1	6314	NORTH HIGH SCHOOL	12TH	2	2	6	175	16	201	185	92.04%
0880	DENVER COUNTY 1	6314	NORTH HIGH SCHOOL	SCHOOL T	12	10	35	955	68	1,080	1,012	93.70%
0880	DENVER COUNTY 1	6350	BRUCE RANDOLPH SCHOOL	6TH	1	0	12	89	1	103	102	99.03%
0880	DENVER COUNTY 1	6350	BRUCE RANDOLPH SCHOOL	7TH	0	0	23	140	0	163	163	100.00%
0880	DENVER COUNTY 1	6350	BRUCE RANDOLPH SCHOOL	8TH	2	0	26	158	5	191	186	97.38%
0880	DENVER COUNTY 1	6350	BRUCE RANDOLPH SCHOOL	9TH	0	0	5	120	3	128	125	97.66%
0880	DENVER COUNTY 1	6350	BRUCE RANDOLPH SCHOOL	10TH	0	0	7	86	2	95	93	97.89%
0880	DENVER COUNTY 1	6350	BRUCE RANDOLPH SCHOOL	SCHOOL T	3	0	73	593	11	680	669	98.38%
0880	DENVER COUNTY 1	6394	NORTHEAST ACADEMY CHARTER SCHOOL	KINDERG/	1	2	30	12	3	48	45	93.75%
0880	DENVER COUNTY 1	6394	NORTHEAST ACADEMY CHARTER SCHOOL	1ST	0	0	39	12	3	54	51	94.44%
0880	DENVER COUNTY 1	6394	NORTHEAST ACADEMY CHARTER SCHOOL	2ND	0	0	33	14	2	49	47	95.92%
0880	DENVER COUNTY 1	6394	NORTHEAST ACADEMY CHARTER SCHOOL	3RD	0	0	34	11	1	46	45	97.83%
0880	DENVER COUNTY 1	6394	NORTHEAST ACADEMY CHARTER SCHOOL	4TH	0	0	39	11	3	53	50	94.34%
0880	DENVER COUNTY 1	6394	NORTHEAST ACADEMY CHARTER SCHOOL	5TH	0	0	24	14	2	40	38	95.00%
0880	DENVER COUNTY 1	6394	NORTHEAST ACADEMY CHARTER SCHOOL	6TH	0	0	19	11	2	32	30	93.75%
0880	DENVER COUNTY 1	6394	NORTHEAST ACADEMY CHARTER SCHOOL	7TH	0	0	16	10	1	27	26	96.30%
0880	DENVER COUNTY 1	6394	NORTHEAST ACADEMY CHARTER SCHOOL	8TH	0	0	13	5	0	18	18	100.00%
0880	DENVER COUNTY 1	6394	NORTHEAST ACADEMY CHARTER SCHOOL	SCHOOL T	1	2	247	100	17	367	350	95.37%
0880	DENVER COUNTY 1	6397	ACADEMIA ANA MARIE SANDOVAL	PK	0	1	0	32	74	107	33	30.84%
0880	DENVER COUNTY 1	6397	ACADEMIA ANA MARIE SANDOVAL	KINDERG/	1	0	0	27	24	52	28	53.85%
0880	DENVER COUNTY 1	6397	ACADEMIA ANA MARIE SANDOVAL	1ST	0	0	1	36	25	62	37	59.68%
0880	DENVER COUNTY 1	6397	ACADEMIA ANA MARIE SANDOVAL	2ND	2	4	0	31	12	49	37	75.51%
0880	DENVER COUNTY 1	6397	ACADEMIA ANA MARIE SANDOVAL	3RD	0	0	2	29	13	44	31	70.45%
0880	DENVER COUNTY 1	6397	ACADEMIA ANA MARIE SANDOVAL	4TH	0	2	0	24	18	44	26	59.09%



COLORADO DEPARTMENT OF EDUCATION
FALL 2007 PUPIL MEMBERSHIP BY DISTRICT, SCHOOL, GRADE, RACE/ETHNICITY, AND GENDER

District Code	DISTRICT	School Code	SCHOOL	GRADE	AMERICAN INDIAN OR ALASKAN NATIVE	ASIAN OR PACIFIC ISLANDER	BLACK (NOT HISPANIC)	HISPANIC	WHITE (NOT HISPANIC)	Total	Total	
											Minority	% Minority
0880	DENVER COUNTY 1	6397	ACADEMIA ANA MARIE SANDOVAL	5TH	0	0	0	24	11	35	24	68.57%
0880	DENVER COUNTY 1	6397	ACADEMIA ANA MARIE SANDOVAL	6TH	0	0	1	17	4	22	18	81.82%
0880	DENVER COUNTY 1	6397	ACADEMIA ANA MARIE SANDOVAL	SCHOOL T	3	7	4	220	181	415	234	56.39%
0880	DENVER COUNTY 1	6479	ODYSSEY CHARTER ELEMENTARY SCHOOL	KINDERG/	1	0	7	3	14	25	11	44.00%
0880	DENVER COUNTY 1	6479	ODYSSEY CHARTER ELEMENTARY SCHOOL	1ST	1	0	9	3	12	25	13	52.00%
0880	DENVER COUNTY 1	6479	ODYSSEY CHARTER ELEMENTARY SCHOOL	2ND	0	1	5	3	15	24	9	37.50%
0880	DENVER COUNTY 1	6479	ODYSSEY CHARTER ELEMENTARY SCHOOL	3RD	0	2	9	1	14	26	12	46.15%
0880	DENVER COUNTY 1	6479	ODYSSEY CHARTER ELEMENTARY SCHOOL	4TH	0	2	5	3	16	26	10	38.46%
0880	DENVER COUNTY 1	6479	ODYSSEY CHARTER ELEMENTARY SCHOOL	5TH	0	1	7	1	14	23	9	39.13%
0880	DENVER COUNTY 1	6479	ODYSSEY CHARTER ELEMENTARY SCHOOL	6TH	1	6	7	1	11	26	15	57.69%
0880	DENVER COUNTY 1	6479	ODYSSEY CHARTER ELEMENTARY SCHOOL	7TH	1	1	6	5	14	27	13	48.15%
0880	DENVER COUNTY 1	6479	ODYSSEY CHARTER ELEMENTARY SCHOOL	8TH	2	1	6	3	10	22	12	54.55%
0880	DENVER COUNTY 1	6479	ODYSSEY CHARTER ELEMENTARY SCHOOL	SCHOOL T	6	14	61	23	120	224	104	46.43%
0880	DENVER COUNTY 1	6508	OMAR D BLAIR CHARTER SCHOOL	HALF DAY	0	9	15	13	15	52	37	71.15%
0880	DENVER COUNTY 1	6508	OMAR D BLAIR CHARTER SCHOOL	KINDERG/	1	4	20	8	10	43	33	76.74%
0880	DENVER COUNTY 1	6508	OMAR D BLAIR CHARTER SCHOOL	1ST	2	7	37	29	26	101	75	74.26%
0880	DENVER COUNTY 1	6508	OMAR D BLAIR CHARTER SCHOOL	2ND	1	7	45	21	22	96	74	77.08%
0880	DENVER COUNTY 1	6508	OMAR D BLAIR CHARTER SCHOOL	3RD	0	4	48	23	28	103	75	72.82%
0880	DENVER COUNTY 1	6508	OMAR D BLAIR CHARTER SCHOOL	4TH	0	5	36	27	14	82	68	82.93%
0880	DENVER COUNTY 1	6508	OMAR D BLAIR CHARTER SCHOOL	5TH	0	2	39	31	12	84	72	85.71%
0880	DENVER COUNTY 1	6508	OMAR D BLAIR CHARTER SCHOOL	6TH	0	7	33	27	8	75	67	89.33%
0880	DENVER COUNTY 1	6508	OMAR D BLAIR CHARTER SCHOOL	7TH	1	3	34	22	11	71	60	84.51%
0880	DENVER COUNTY 1	6508	OMAR D BLAIR CHARTER SCHOOL	8TH	1	2	31	31	10	75	65	86.67%
0880	DENVER COUNTY 1	6508	OMAR D BLAIR CHARTER SCHOOL	SCHOOL T	6	50	338	232	156	782	626	80.05%
0880	DENVER COUNTY 1	6509	ONLINE HIGH SCHOOL	9TH	1	0	4	8	8	21	13	61.90%
0880	DENVER COUNTY 1	6509	ONLINE HIGH SCHOOL	10TH	3	1	6	4	16	30	14	46.67%
0880	DENVER COUNTY 1	6509	ONLINE HIGH SCHOOL	11TH	0	1	1	14	27	43	16	37.21%
0880	DENVER COUNTY 1	6509	ONLINE HIGH SCHOOL	12TH	0	0	5	5	22	32	10	31.25%
0880	DENVER COUNTY 1	6509	ONLINE HIGH SCHOOL	SCHOOL T	4	2	16	31	73	126	53	42.06%
0880	DENVER COUNTY 1	6676	PALMER ELEMENTARY SCHOOL	PK	0	1	2	2	10	15	5	33.33%
0880	DENVER COUNTY 1	6676	PALMER ELEMENTARY SCHOOL	HALF DAY	0	0	7	3	8	18	10	55.56%
0880	DENVER COUNTY 1	6676	PALMER ELEMENTARY SCHOOL	KINDERG/	0	0	12	0	28	40	12	30.00%
0880	DENVER COUNTY 1	6676	PALMER ELEMENTARY SCHOOL	1ST	1	3	14	9	15	42	27	64.29%
0880	DENVER COUNTY 1	6676	PALMER ELEMENTARY SCHOOL	2ND	0	6	15	11	8	40	32	80.00%
0880	DENVER COUNTY 1	6676	PALMER ELEMENTARY SCHOOL	3RD	1	5	14	10	12	42	30	71.43%
0880	DENVER COUNTY 1	6676	PALMER ELEMENTARY SCHOOL	4TH	0	4	14	5	17	40	23	57.50%
0880	DENVER COUNTY 1	6676	PALMER ELEMENTARY SCHOOL	5TH	0	2	18	8	11	39	28	71.79%
0880	DENVER COUNTY 1	6676	PALMER ELEMENTARY SCHOOL	SCHOOL T	2	21	96	48	109	276	167	60.51%
0880	DENVER COUNTY 1	6754	PARK HILL K-8 SCHOOL	PK	2	1	7	6	17	33	16	48.48%
0880	DENVER COUNTY 1	6754	PARK HILL K-8 SCHOOL	HALF DAY	1	0	4	3	12	20	8	40.00%
0880	DENVER COUNTY 1	6754	PARK HILL K-8 SCHOOL	KINDERG/	1	2	8	8	32	51	19	37.25%
0880	DENVER COUNTY 1	6754	PARK HILL K-8 SCHOOL	1ST	2	4	17	8	39	70	31	44.29%
0880	DENVER COUNTY 1	6754	PARK HILL K-8 SCHOOL	2ND	0	1	21	24	30	76	46	60.53%
0880	DENVER COUNTY 1	6754	PARK HILL K-8 SCHOOL	3RD	0	3	24	17	29	73	44	60.27%
0880	DENVER COUNTY 1	6754	PARK HILL K-8 SCHOOL	4TH	0	4	33	17	37	91	54	59.34%
0880	DENVER COUNTY 1	6754	PARK HILL K-8 SCHOOL	5TH	2	4	32	8	25	71	46	64.79%
0880	DENVER COUNTY 1	6754	PARK HILL K-8 SCHOOL	6TH	1	1	29	18	4	53	49	92.45%
0880	DENVER COUNTY 1	6754	PARK HILL K-8 SCHOOL	7TH	1	1	30	9	6	47	41	87.23%
0880	DENVER COUNTY 1	6754	PARK HILL K-8 SCHOOL	8TH	1	1	25	7	12	46	34	73.91%
0880	DENVER COUNTY 1	6754	PARK HILL K-8 SCHOOL	SCHOOL T	11	22	230	125	243	631	388	61.49%
0880	DENVER COUNTY 1	6784	NOEL MIDDLE SCHOOL	6TH	0	8	54	134	3	199	196	98.49%
0880	DENVER COUNTY 1	6784	NOEL MIDDLE SCHOOL	7TH	0	2	66	151	5	224	219	97.77%
0880	DENVER COUNTY 1	6784	NOEL MIDDLE SCHOOL	8TH	0	3	69	246	8	326	318	97.55%
0880	DENVER COUNTY 1	6784	NOEL MIDDLE SCHOOL	SCHOOL T	0	13	189	531	16	749	733	97.86%
0880	DENVER COUNTY 1	6912	PHILIPS ELEMENTARY SCHOOL	PK	1	0	33	1	0	35	35	100.00%
0880	DENVER COUNTY 1	6912	PHILIPS ELEMENTARY SCHOOL	KINDERG/	0	0	28	4	3	35	32	91.43%
0880	DENVER COUNTY 1	6912	PHILIPS ELEMENTARY SCHOOL	1ST	1	0	33	3	1	38	37	97.37%
0880	DENVER COUNTY 1	6912	PHILIPS ELEMENTARY SCHOOL	2ND	1	2	25	1	3	32	29	90.63%
0880	DENVER COUNTY 1	6912	PHILIPS ELEMENTARY SCHOOL	3RD	0	0	23	0	3	26	23	88.46%
0880	DENVER COUNTY 1	6912	PHILIPS ELEMENTARY SCHOOL	4TH	0	1	17	2	4	24	20	83.33%
0880	DENVER COUNTY 1	6912	PHILIPS ELEMENTARY SCHOOL	5TH	1	0	18	1	0	20	20	100.00%
0880	DENVER COUNTY 1	6912	PHILIPS ELEMENTARY SCHOOL	SCHOOL T	4	3	177	12	14	210	196	93.33%
0880	DENVER COUNTY 1	6957	PIONEER CHARTER SCHOOL	PK	0	0	1	28	1	30	29	96.67%




COLORADO DEPARTMENT OF EDUCATION
FALL 2007 PUPIL MEMBERSHIP BY DISTRICT, SCHOOL, GRADE, RACE/ETHNICITY, AND GENDER

District Code	DISTRICT	School Code	SCHOOL	GRADE	AMERICAN	ASIAN OR	BLACK (NOT	WHITE (NOT		Total	Total	
					INDIAN OR ALASKAN NATIVE	PACIFIC ISLANDER	HISPANIC)	HISPANIC	HISPANIC)		Minority	% Minority
0880	DENVER COUNTY 1	6957	PIONEER CHARTER SCHOOL	KINDERG/	0	0	1	43	0	44	44	100.00%
0880	DENVER COUNTY 1	6957	PIONEER CHARTER SCHOOL	1ST	0	0	0	33	2	35	33	94.29%
0880	DENVER COUNTY 1	6957	PIONEER CHARTER SCHOOL	2ND	0	0	0	39	0	39	39	100.00%
0880	DENVER COUNTY 1	6957	PIONEER CHARTER SCHOOL	3RD	0	0	2	37	1	40	39	97.50%
0880	DENVER COUNTY 1	6957	PIONEER CHARTER SCHOOL	4TH	0	0	1	31	0	32	32	100.00%
0880	DENVER COUNTY 1	6957	PIONEER CHARTER SCHOOL	5TH	0	0	1	35	1	37	36	97.30%
0880	DENVER COUNTY 1	6957	PIONEER CHARTER SCHOOL	6TH	0	0	0	28	0	28	28	100.00%
0880	DENVER COUNTY 1	6957	PIONEER CHARTER SCHOOL	SCHOOL T	0	0	6	274	5	285	280	98.25%
0880	DENVER COUNTY 1	6970	PITT-WALLER K-8 SCHOOL	PK	0	6	10	15	4	35	31	88.57%
0880	DENVER COUNTY 1	6970	PITT-WALLER K-8 SCHOOL	HALF DAY	0	5	8	8	7	28	21	75.00%
0880	DENVER COUNTY 1	6970	PITT-WALLER K-8 SCHOOL	KINDERG/	1	1	20	16	11	49	38	77.55%
0880	DENVER COUNTY 1	6970	PITT-WALLER K-8 SCHOOL	1ST	0	15	34	34	22	105	83	79.05%
0880	DENVER COUNTY 1	6970	PITT-WALLER K-8 SCHOOL	2ND	2	7	34	26	19	88	69	78.41%
0880	DENVER COUNTY 1	6970	PITT-WALLER K-8 SCHOOL	3RD	0	9	43	31	11	94	83	88.30%
0880	DENVER COUNTY 1	6970	PITT-WALLER K-8 SCHOOL	4TH	3	3	39	35	17	97	80	82.47%
0880	DENVER COUNTY 1	6970	PITT-WALLER K-8 SCHOOL	5TH	0	12	29	32	6	79	73	92.41%
0880	DENVER COUNTY 1	6970	PITT-WALLER K-8 SCHOOL	6TH	1	5	51	42	13	112	99	88.39%
0880	DENVER COUNTY 1	6970	PITT-WALLER K-8 SCHOOL	7TH	0	0	30	21	8	59	51	86.44%
0880	DENVER COUNTY 1	6970	PITT-WALLER K-8 SCHOOL	8TH	0	3	27	8	9	47	38	80.85%
0880	DENVER COUNTY 1	6970	PITT-WALLER K-8 SCHOOL	SCHOOL T	7	66	325	268	127	793	666	83.98%
0880	DENVER COUNTY 1	6988	PLACE MIDDLE SCHOOL	6TH	2	2	30	44	15	93	78	83.87%
0880	DENVER COUNTY 1	6988	PLACE MIDDLE SCHOOL	7TH	3	3	35	57	13	111	98	88.29%
0880	DENVER COUNTY 1	6988	PLACE MIDDLE SCHOOL	8TH	1	3	39	48	12	103	91	88.35%
0880	DENVER COUNTY 1	6988	PLACE MIDDLE SCHOOL	SCHOOL T	6	8	104	149	40	307	267	86.97%
0880	DENVER COUNTY 1	7163	PREP ASSESSMENT CENTER	6TH	0	0	0	1	0	1	1	100.00%
0880	DENVER COUNTY 1	7163	PREP ASSESSMENT CENTER	7TH	0	0	1	4	0	5	5	100.00%
0880	DENVER COUNTY 1	7163	PREP ASSESSMENT CENTER	8TH	0	0	4	9	0	13	13	100.00%
0880	DENVER COUNTY 1	7163	PREP ASSESSMENT CENTER	9TH	1	0	4	6	0	11	11	100.00%
0880	DENVER COUNTY 1	7163	PREP ASSESSMENT CENTER	10TH	0	0	2	7	0	9	9	100.00%
0880	DENVER COUNTY 1	7163	PREP ASSESSMENT CENTER	11TH	0	0	2	3	0	5	5	100.00%
0880	DENVER COUNTY 1	7163	PREP ASSESSMENT CENTER	SCHOOL T	1	0	13	30	0	44	44	100.00%
0880	DENVER COUNTY 1	7199	P.S.1 CHARTER SCHOOL	6TH	0	0	2	2	0	4	4	100.00%
0880	DENVER COUNTY 1	7199	P.S.1 CHARTER SCHOOL	7TH	0	0	5	8	3	16	13	81.25%
0880	DENVER COUNTY 1	7199	P.S.1 CHARTER SCHOOL	8TH	0	0	7	11	7	25	18	72.00%
0880	DENVER COUNTY 1	7199	P.S.1 CHARTER SCHOOL	9TH	8	0	16	36	14	74	60	81.08%
0880	DENVER COUNTY 1	7199	P.S.1 CHARTER SCHOOL	10TH	3	1	17	25	16	62	46	74.19%
0880	DENVER COUNTY 1	7199	P.S.1 CHARTER SCHOOL	11TH	3	1	11	24	13	52	39	75.00%
0880	DENVER COUNTY 1	7199	P.S.1 CHARTER SCHOOL	12TH	3	0	14	18	12	47	35	74.47%
0880	DENVER COUNTY 1	7199	P.S.1 CHARTER SCHOOL	SCHOOL T	17	2	72	124	65	280	215	76.79%
0880	DENVER COUNTY 1	7314	REMINGTON ELEMENTARY SCHOOL	PK	0	0	2	21	6	29	23	79.31%
0880	DENVER COUNTY 1	7314	REMINGTON ELEMENTARY SCHOOL	HALF DAY	0	0	0	4	0	4	4	100.00%
0880	DENVER COUNTY 1	7314	REMINGTON ELEMENTARY SCHOOL	KINDERG/	1	0	0	41	3	45	42	93.33%
0880	DENVER COUNTY 1	7314	REMINGTON ELEMENTARY SCHOOL	1ST	2	0	2	40	3	47	44	93.62%
0880	DENVER COUNTY 1	7314	REMINGTON ELEMENTARY SCHOOL	2ND	0	0	4	46	3	53	50	94.34%
0880	DENVER COUNTY 1	7314	REMINGTON ELEMENTARY SCHOOL	3RD	1	0	5	36	1	43	42	97.67%
0880	DENVER COUNTY 1	7314	REMINGTON ELEMENTARY SCHOOL	4TH	1	0	3	35	1	40	39	97.50%
0880	DENVER COUNTY 1	7314	REMINGTON ELEMENTARY SCHOOL	5TH	1	1	2	36	2	42	40	95.24%
0880	DENVER COUNTY 1	7314	REMINGTON ELEMENTARY SCHOOL	6TH	0	0	1	22	1	24	23	95.83%
0880	DENVER COUNTY 1	7314	REMINGTON ELEMENTARY SCHOOL	SCHOOL T	6	1	19	281	20	327	307	93.88%
0880	DENVER COUNTY 1	7370	RISHEL MIDDLE SCHOOL	6TH	2	1	2	144	7	156	149	95.51%
0880	DENVER COUNTY 1	7370	RISHEL MIDDLE SCHOOL	7TH	2	2	2	161	11	178	167	93.82%
0880	DENVER COUNTY 1	7370	RISHEL MIDDLE SCHOOL	8TH	4	4	6	176	8	198	190	95.96%
0880	DENVER COUNTY 1	7370	RISHEL MIDDLE SCHOOL	SCHOOL T	8	7	10	481	26	532	506	95.11%
0880	DENVER COUNTY 1	7554	SABIN ELEMENTARY SCHOOL	PK	1	4	1	39	15	60	45	75.00%
0880	DENVER COUNTY 1	7554	SABIN ELEMENTARY SCHOOL	HALF DAY	0	8	0	38	13	59	46	77.97%
0880	DENVER COUNTY 1	7554	SABIN ELEMENTARY SCHOOL	KINDERG/	0	3	1	15	5	24	19	79.17%
0880	DENVER COUNTY 1	7554	SABIN ELEMENTARY SCHOOL	1ST	0	5	1	53	20	79	59	74.68%
0880	DENVER COUNTY 1	7554	SABIN ELEMENTARY SCHOOL	2ND	2	9	2	67	18	98	80	81.63%
0880	DENVER COUNTY 1	7554	SABIN ELEMENTARY SCHOOL	3RD	3	6	2	50	15	76	61	80.26%
0880	DENVER COUNTY 1	7554	SABIN ELEMENTARY SCHOOL	4TH	2	9	4	72	15	102	87	85.29%
0880	DENVER COUNTY 1	7554	SABIN ELEMENTARY SCHOOL	5TH	0	7	5	47	8	67	59	88.06%
0880	DENVER COUNTY 1	7554	SABIN ELEMENTARY SCHOOL	SCHOOL T	8	51	16	381	109	565	456	80.71%
0880	DENVER COUNTY 1	7578	SAMUELS ELEMENTARY SCHOOL	PK	0	3	9	21	7	40	33	82.50%



COLORADO DEPARTMENT OF EDUCATION
FALL 2007 PUPIL MEMBERSHIP BY DISTRICT, SCHOOL, GRADE, RACE/ETHNICITY, AND GENDER

District Code	DISTRICT	School Code	SCHOOL	GRADE	AMERICAN	ASIAN OR	BLACK (NOT	WHITE (NOT		Total	Total	
					INDIAN OR ALASKAN NATIVE	PACIFIC ISLANDER	HISPANIC)	HISPANIC	HISPANIC)		Minority	% Minority
0880	DENVER COUNTY 1	7578	SAMUELS ELEMENTARY SCHOOL	HALF DAY	1	3	7	12	11	34	23	67.65%
0880	DENVER COUNTY 1	7578	SAMUELS ELEMENTARY SCHOOL	KINDERG/	1	3	8	23	12	47	35	74.47%
0880	DENVER COUNTY 1	7578	SAMUELS ELEMENTARY SCHOOL	1ST	3	2	17	32	27	81	54	66.67%
0880	DENVER COUNTY 1	7578	SAMUELS ELEMENTARY SCHOOL	2ND	4	4	15	34	15	72	57	79.17%
0880	DENVER COUNTY 1	7578	SAMUELS ELEMENTARY SCHOOL	3RD	0	5	18	29	14	66	52	78.79%
0880	DENVER COUNTY 1	7578	SAMUELS ELEMENTARY SCHOOL	4TH	1	2	22	26	18	69	51	73.91%
0880	DENVER COUNTY 1	7578	SAMUELS ELEMENTARY SCHOOL	5TH	1	1	12	22	13	49	36	73.47%
0880	DENVER COUNTY 1	7578	SAMUELS ELEMENTARY SCHOOL	SCHOOL T	11	23	108	199	117	458	341	74.45%
0880	DENVER COUNTY 1	7694	SCHENCK ELEMENTARY SCHOOL	PK	0	1	1	77	1	80	79	98.75%
0880	DENVER COUNTY 1	7694	SCHENCK ELEMENTARY SCHOOL	HALF DAY	0	0	0	23	0	23	23	100.00%
0880	DENVER COUNTY 1	7694	SCHENCK ELEMENTARY SCHOOL	KINDERG/	0	6	2	72	2	82	80	97.56%
0880	DENVER COUNTY 1	7694	SCHENCK ELEMENTARY SCHOOL	1ST	0	3	2	109	2	116	114	98.28%
0880	DENVER COUNTY 1	7694	SCHENCK ELEMENTARY SCHOOL	2ND	0	3	0	73	2	78	76	97.44%
0880	DENVER COUNTY 1	7694	SCHENCK ELEMENTARY SCHOOL	3RD	0	1	2	76	4	83	79	95.18%
0880	DENVER COUNTY 1	7694	SCHENCK ELEMENTARY SCHOOL	4TH	0	2	0	74	1	77	76	98.70%
0880	DENVER COUNTY 1	7694	SCHENCK ELEMENTARY SCHOOL	5TH	0	1	2	74	2	79	77	97.47%
0880	DENVER COUNTY 1	7694	SCHENCK ELEMENTARY SCHOOL	SCHOOL T	0	17	9	578	14	618	604	97.73%
0880	DENVER COUNTY 1	7698	SCHMITT ELEMENTARY SCHOOL	PK	0	6	0	30	0	36	36	100.00%
0880	DENVER COUNTY 1	7698	SCHMITT ELEMENTARY SCHOOL	HALF DAY	0	1	2	12	1	16	15	93.75%
0880	DENVER COUNTY 1	7698	SCHMITT ELEMENTARY SCHOOL	KINDERG/	0	2	2	50	1	55	54	98.18%
0880	DENVER COUNTY 1	7698	SCHMITT ELEMENTARY SCHOOL	1ST	0	5	3	58	3	69	66	95.65%
0880	DENVER COUNTY 1	7698	SCHMITT ELEMENTARY SCHOOL	2ND	1	3	2	51	4	61	57	93.44%
0880	DENVER COUNTY 1	7698	SCHMITT ELEMENTARY SCHOOL	3RD	0	2	3	55	4	64	60	93.75%
0880	DENVER COUNTY 1	7698	SCHMITT ELEMENTARY SCHOOL	4TH	0	3	3	53	5	64	59	92.19%
0880	DENVER COUNTY 1	7698	SCHMITT ELEMENTARY SCHOOL	5TH	0	1	3	42	3	49	46	93.88%
0880	DENVER COUNTY 1	7698	SCHMITT ELEMENTARY SCHOOL	SCHOOL T	1	23	18	351	21	414	393	94.93%
0880	DENVER COUNTY 1	7942	SKINNER MIDDLE SCHOOL	6TH	1	0	4	82	6	93	87	93.55%
0880	DENVER COUNTY 1	7942	SKINNER MIDDLE SCHOOL	7TH	2	0	2	115	11	130	119	91.54%
0880	DENVER COUNTY 1	7942	SKINNER MIDDLE SCHOOL	8TH	1	1	3	110	19	134	115	85.82%
0880	DENVER COUNTY 1	7942	SKINNER MIDDLE SCHOOL	SCHOOL T	4	1	9	307	36	357	321	89.92%
0880	DENVER COUNTY 1	7947	SKYLAND COMMUNITY HIGH SCHOOL	9TH	0	0	15	16	4	35	31	88.57%
0880	DENVER COUNTY 1	7947	SKYLAND COMMUNITY HIGH SCHOOL	10TH	0	1	13	24	4	42	38	90.48%
0880	DENVER COUNTY 1	7947	SKYLAND COMMUNITY HIGH SCHOOL	11TH	0	0	23	12	0	35	35	100.00%
0880	DENVER COUNTY 1	7947	SKYLAND COMMUNITY HIGH SCHOOL	12TH	0	1	16	9	2	28	26	92.86%
0880	DENVER COUNTY 1	7947	SKYLAND COMMUNITY HIGH SCHOOL	SCHOOL T	0	2	67	61	10	140	130	92.86%
0880	DENVER COUNTY 1	7972	SLAVENS K-8 SCHOOL	PK	0	0	0	0	2	2	0	0.00%
0880	DENVER COUNTY 1	7972	SLAVENS K-8 SCHOOL	KINDERG/	0	4	0	1	54	59	5	8.47%
0880	DENVER COUNTY 1	7972	SLAVENS K-8 SCHOOL	1ST	0	3	1	5	45	54	9	16.67%
0880	DENVER COUNTY 1	7972	SLAVENS K-8 SCHOOL	2ND	1	4	0	2	41	48	7	14.58%
0880	DENVER COUNTY 1	7972	SLAVENS K-8 SCHOOL	3RD	0	0	0	5	49	54	5	9.26%
0880	DENVER COUNTY 1	7972	SLAVENS K-8 SCHOOL	4TH	0	3	1	2	49	55	6	10.91%
0880	DENVER COUNTY 1	7972	SLAVENS K-8 SCHOOL	5TH	0	0	1	2	50	53	3	5.66%
0880	DENVER COUNTY 1	7972	SLAVENS K-8 SCHOOL	6TH	0	1	0	4	42	47	5	10.64%
0880	DENVER COUNTY 1	7972	SLAVENS K-8 SCHOOL	7TH	0	2	2	5	38	47	9	19.15%
0880	DENVER COUNTY 1	7972	SLAVENS K-8 SCHOOL	8TH	0	0	1	8	38	47	9	19.15%
0880	DENVER COUNTY 1	7972	SLAVENS K-8 SCHOOL	SCHOOL T	1	17	6	34	408	466	58	12.45%
0880	DENVER COUNTY 1	7982	SMEDLEY ELEMENTARY SCHOOL	PK	0	0	0	25	4	29	25	86.21%
0880	DENVER COUNTY 1	7982	SMEDLEY ELEMENTARY SCHOOL	HALF DAY	1	0	3	21	4	29	25	86.21%
0880	DENVER COUNTY 1	7982	SMEDLEY ELEMENTARY SCHOOL	KINDERG/	0	0	0	20	1	21	20	95.24%
0880	DENVER COUNTY 1	7982	SMEDLEY ELEMENTARY SCHOOL	1ST	0	0	2	51	4	57	53	92.98%
0880	DENVER COUNTY 1	7982	SMEDLEY ELEMENTARY SCHOOL	2ND	1	0	3	42	0	46	46	100.00%
0880	DENVER COUNTY 1	7982	SMEDLEY ELEMENTARY SCHOOL	3RD	0	0	1	39	0	40	40	100.00%
0880	DENVER COUNTY 1	7982	SMEDLEY ELEMENTARY SCHOOL	4TH	1	2	0	41	2	46	44	95.65%
0880	DENVER COUNTY 1	7982	SMEDLEY ELEMENTARY SCHOOL	5TH	2	0	3	47	0	52	52	100.00%
0880	DENVER COUNTY 1	7982	SMEDLEY ELEMENTARY SCHOOL	6TH	0	0	1	38	1	40	39	97.50%
0880	DENVER COUNTY 1	7982	SMEDLEY ELEMENTARY SCHOOL	SCHOOL T	5	2	13	324	16	360	344	95.56%
0880	DENVER COUNTY 1	7992	SMILEY MIDDLE SCHOOL	6TH	1	2	80	41	18	142	124	87.32%
0880	DENVER COUNTY 1	7992	SMILEY MIDDLE SCHOOL	7TH	1	1	56	29	17	104	87	83.65%
0880	DENVER COUNTY 1	7992	SMILEY MIDDLE SCHOOL	8TH	1	2	69	35	9	116	107	92.24%
0880	DENVER COUNTY 1	7992	SMILEY MIDDLE SCHOOL	SCHOOL T	3	5	205	105	44	362	318	87.85%
0880	DENVER COUNTY 1	8006	SMITH ELEMENTARY SCHOOL	PK	0	0	29	21	3	53	50	94.34%
0880	DENVER COUNTY 1	8006	SMITH ELEMENTARY SCHOOL	KINDERG/	2	0	30	36	9	77	68	88.31%
0880	DENVER COUNTY 1	8006	SMITH ELEMENTARY SCHOOL	1ST	0	0	28	38	5	71	66	92.96%




COLORADO DEPARTMENT OF EDUCATION
FALL 2007 PUPIL MEMBERSHIP BY DISTRICT, SCHOOL, GRADE, RACE/ETHNICITY, AND GENDER

District Code	DISTRICT	School Code	SCHOOL	GRADE	AMERICAN INDIAN OR ALASKAN NATIVE	ASIAN OR PACIFIC ISLANDER	BLACK (NOT HISPANIC)	HISPANIC	WHITE (NOT HISPANIC)	Total	Total	
											Minority	% Minority
0880	DENVER COUNTY 1	8006	SMITH ELEMENTARY SCHOOL	2ND	0	0	28	23	2	53	51	96.23%
0880	DENVER COUNTY 1	8006	SMITH ELEMENTARY SCHOOL	3RD	0	0	19	17	0	36	36	100.00%
0880	DENVER COUNTY 1	8006	SMITH ELEMENTARY SCHOOL	4TH	2	0	28	25	1	56	55	98.21%
0880	DENVER COUNTY 1	8006	SMITH ELEMENTARY SCHOOL	5TH	0	0	11	16	1	28	27	96.43%
0880	DENVER COUNTY 1	8006	SMITH ELEMENTARY SCHOOL	SCHOOL T	4	0	173	176	21	374	353	94.39%
0880	DENVER COUNTY 1	8054	HENRY MIDDLE SCHOOL	6TH	7	20	11	169	55	262	207	79.01%
0880	DENVER COUNTY 1	8054	HENRY MIDDLE SCHOOL	7TH	5	19	10	184	60	278	218	78.42%
0880	DENVER COUNTY 1	8054	HENRY MIDDLE SCHOOL	8TH	2	18	19	200	74	313	239	76.36%
0880	DENVER COUNTY 1	8054	HENRY MIDDLE SCHOOL	SCHOOL T	14	57	40	553	189	853	664	77.84%
0880	DENVER COUNTY 1	8085	WEST DENVER PREPARATORY CHARTER SCHOOL	6TH	1	1	1	118	7	128	121	94.53%
0880	DENVER COUNTY 1	8085	WEST DENVER PREPARATORY CHARTER SCHOOL	7TH	1	1	0	63	5	70	65	92.86%
0880	DENVER COUNTY 1	8085	WEST DENVER PREPARATORY CHARTER SCHOOL	SCHOOL T	2	2	1	181	12	198	186	93.94%
0880	DENVER COUNTY 1	8086	SOUTH HIGH SCHOOL	9TH	6	24	77	168	80	355	275	77.46%
0880	DENVER COUNTY 1	8086	SOUTH HIGH SCHOOL	10TH	7	22	107	144	124	404	280	69.31%
0880	DENVER COUNTY 1	8086	SOUTH HIGH SCHOOL	11TH	4	24	85	123	119	355	236	66.48%
0880	DENVER COUNTY 1	8086	SOUTH HIGH SCHOOL	12TH	1	19	58	119	96	293	197	67.24%
0880	DENVER COUNTY 1	8086	SOUTH HIGH SCHOOL	SCHOOL T	18	89	327	554	419	1,407	988	70.22%
0880	DENVER COUNTY 1	8132	SOUTHWEST EARLY COLLEGE CHARTER SCHOOL	9TH	3	2	9	135	27	176	149	84.66%
0880	DENVER COUNTY 1	8132	SOUTHWEST EARLY COLLEGE CHARTER SCHOOL	10TH	2	5	4	77	21	109	88	80.73%
0880	DENVER COUNTY 1	8132	SOUTHWEST EARLY COLLEGE CHARTER SCHOOL	11TH	1	0	4	38	10	53	43	81.13%
0880	DENVER COUNTY 1	8132	SOUTHWEST EARLY COLLEGE CHARTER SCHOOL	12TH	1	1	3	38	19	62	43	69.35%
0880	DENVER COUNTY 1	8132	SOUTHWEST EARLY COLLEGE CHARTER SCHOOL	SCHOOL T	7	8	20	288	77	400	323	80.75%
0880	DENVER COUNTY 1	8138	SOUTHMOOR ELEMENTARY SCHOOL	PK	2	3	4	2	29	40	11	27.50%
0880	DENVER COUNTY 1	8138	SOUTHMOOR ELEMENTARY SCHOOL	HALF DAY	0	1	3	2	10	16	6	37.50%
0880	DENVER COUNTY 1	8138	SOUTHMOOR ELEMENTARY SCHOOL	KINDERG/	1	1	5	4	37	48	11	22.92%
0880	DENVER COUNTY 1	8138	SOUTHMOOR ELEMENTARY SCHOOL	1ST	0	4	12	10	40	66	26	39.39%
0880	DENVER COUNTY 1	8138	SOUTHMOOR ELEMENTARY SCHOOL	2ND	0	9	7	9	48	73	25	34.25%
0880	DENVER COUNTY 1	8138	SOUTHMOOR ELEMENTARY SCHOOL	3RD	0	7	8	4	43	62	19	30.65%
0880	DENVER COUNTY 1	8138	SOUTHMOOR ELEMENTARY SCHOOL	4TH	1	8	11	7	49	76	27	35.53%
0880	DENVER COUNTY 1	8138	SOUTHMOOR ELEMENTARY SCHOOL	5TH	1	7	4	5	48	65	17	26.15%
0880	DENVER COUNTY 1	8138	SOUTHMOOR ELEMENTARY SCHOOL	SCHOOL T	5	40	54	43	304	446	142	31.84%
0880	DENVER COUNTY 1	8222	STECK ELEMENTARY SCHOOL	PK	0	2	2	1	35	40	5	12.50%
0880	DENVER COUNTY 1	8222	STECK ELEMENTARY SCHOOL	HALF DAY	0	0	0	1	2	3	1	50.00%
0880	DENVER COUNTY 1	8222	STECK ELEMENTARY SCHOOL	KINDERG/	2	4	2	2	43	53	10	18.87%
0880	DENVER COUNTY 1	8222	STECK ELEMENTARY SCHOOL	1ST	0	4	0	3	46	53	7	13.21%
0880	DENVER COUNTY 1	8222	STECK ELEMENTARY SCHOOL	2ND	0	4	3	6	42	55	13	23.64%
0880	DENVER COUNTY 1	8222	STECK ELEMENTARY SCHOOL	3RD	0	1	4	11	36	52	16	30.77%
0880	DENVER COUNTY 1	8222	STECK ELEMENTARY SCHOOL	4TH	0	4	1	8	41	54	13	24.07%
0880	DENVER COUNTY 1	8222	STECK ELEMENTARY SCHOOL	5TH	0	5	4	3	36	48	12	25.00%
0880	DENVER COUNTY 1	8222	STECK ELEMENTARY SCHOOL	SCHOOL T	2	24	16	35	280	357	77	21.57%
0880	DENVER COUNTY 1	8232	STEDMAN ELEMENTARY SCHOOL	PK	0	1	20	11	0	32	32	100.00%
0880	DENVER COUNTY 1	8232	STEDMAN ELEMENTARY SCHOOL	HALF DAY	0	0	7	6	1	14	13	92.86%
0880	DENVER COUNTY 1	8232	STEDMAN ELEMENTARY SCHOOL	KINDERG/	0	0	16	11	6	33	27	81.82%
0880	DENVER COUNTY 1	8232	STEDMAN ELEMENTARY SCHOOL	1ST	1	0	21	22	2	46	44	95.65%
0880	DENVER COUNTY 1	8232	STEDMAN ELEMENTARY SCHOOL	2ND	0	0	26	18	2	46	44	95.65%
0880	DENVER COUNTY 1	8232	STEDMAN ELEMENTARY SCHOOL	3RD	0	0	16	14	0	30	30	100.00%
0880	DENVER COUNTY 1	8232	STEDMAN ELEMENTARY SCHOOL	4TH	0	0	12	17	1	30	29	96.67%
0880	DENVER COUNTY 1	8232	STEDMAN ELEMENTARY SCHOOL	5TH	1	0	26	9	0	36	36	100.00%
0880	DENVER COUNTY 1	8232	STEDMAN ELEMENTARY SCHOOL	SCHOOL T	2	1	144	108	12	267	255	95.51%
0880	DENVER COUNTY 1	8242	STEELE ELEMENTARY SCHOOL	PK	0	0	0	4	29	33	4	12.12%
0880	DENVER COUNTY 1	8242	STEELE ELEMENTARY SCHOOL	HALF DAY	0	3	0	0	23	26	3	11.54%
0880	DENVER COUNTY 1	8242	STEELE ELEMENTARY SCHOOL	KINDERG/	0	1	1	2	40	44	4	9.09%
0880	DENVER COUNTY 1	8242	STEELE ELEMENTARY SCHOOL	1ST	0	3	2	8	66	79	13	16.46%
0880	DENVER COUNTY 1	8242	STEELE ELEMENTARY SCHOOL	2ND	0	2	4	5	61	72	11	15.28%
0880	DENVER COUNTY 1	8242	STEELE ELEMENTARY SCHOOL	3RD	1	4	1	12	40	58	18	31.03%
0880	DENVER COUNTY 1	8242	STEELE ELEMENTARY SCHOOL	4TH	1	3	2	7	39	52	13	25.00%
0880	DENVER COUNTY 1	8242	STEELE ELEMENTARY SCHOOL	5TH	0	5	3	6	39	53	14	26.42%
0880	DENVER COUNTY 1	8242	STEELE ELEMENTARY SCHOOL	SCHOOL T	2	21	13	44	337	417	80	19.18%
0880	DENVER COUNTY 1	8422	SWANSEA ELEMENTARY SCHOOL	PK	0	0	2	55	3	60	57	95.00%
0880	DENVER COUNTY 1	8422	SWANSEA ELEMENTARY SCHOOL	HALF DAY	1	0	0	50	2	53	51	96.23%
0880	DENVER COUNTY 1	8422	SWANSEA ELEMENTARY SCHOOL	KINDERG/	1	0	3	35	4	43	39	90.70%
0880	DENVER COUNTY 1	8422	SWANSEA ELEMENTARY SCHOOL	1ST	1	0	4	82	6	93	87	93.55%
0880	DENVER COUNTY 1	8422	SWANSEA ELEMENTARY SCHOOL	2ND	1	0	4	70	2	77	75	97.40%

COLORADO DEPARTMENT OF EDUCATION
FALL 2007 PUPIL MEMBERSHIP BY DISTRICT, SCHOOL, GRADE, RACE/ETHNICITY, AND GENDER

District Code	DISTRICT	School Code	SCHOOL	GRADE	AMERICAN	ASIAN OR	BLACK (NOT	WHITE (NOT		Total	Total	
					INDIAN OR ALASKAN NATIVE	PACIFIC ISLANDER	HISPANIC)	HISPANIC	HISPANIC)		Minority	% Minority
0880	DENVER COUNTY 1	8422	SWANSEA ELEMENTARY SCHOOL	3RD	0	0	1	80	2	83	81	97.59%
0880	DENVER COUNTY 1	8422	SWANSEA ELEMENTARY SCHOOL	4TH	1	0	4	69	1	75	74	98.67%
0880	DENVER COUNTY 1	8422	SWANSEA ELEMENTARY SCHOOL	5TH	1	0	3	57	2	63	61	96.83%
0880	DENVER COUNTY 1	8422	SWANSEA ELEMENTARY SCHOOL	SCHOOL T	6	0	21	498	22	547	525	95.98%
0880	DENVER COUNTY 1	8776	TELLER ELEMENTARY SCHOOL	PK	0	0	4	4	16	24	8	33.33%
0880	DENVER COUNTY 1	8776	TELLER ELEMENTARY SCHOOL	HALF DAY	0	0	0	1	0	1	1	100.00%
0880	DENVER COUNTY 1	8776	TELLER ELEMENTARY SCHOOL	KINDERG/	1	1	4	13	32	51	19	37.25%
0880	DENVER COUNTY 1	8776	TELLER ELEMENTARY SCHOOL	1ST	0	2	9	11	22	44	22	50.00%
0880	DENVER COUNTY 1	8776	TELLER ELEMENTARY SCHOOL	2ND	2	1	11	8	24	46	22	47.83%
0880	DENVER COUNTY 1	8776	TELLER ELEMENTARY SCHOOL	3RD	1	6	9	13	24	53	29	54.72%
0880	DENVER COUNTY 1	8776	TELLER ELEMENTARY SCHOOL	4TH	0	0	10	11	15	36	21	58.33%
0880	DENVER COUNTY 1	8776	TELLER ELEMENTARY SCHOOL	5TH	1	1	11	10	33	23	69.70%	
0880	DENVER COUNTY 1	8776	TELLER ELEMENTARY SCHOOL	SCHOOL T	5	11	58	71	143	288	145	50.35%
0880	DENVER COUNTY 1	8822	THOMAS JEFFERSON HIGH SCHOOL	9TH	4	10	116	72	149	351	202	57.55%
0880	DENVER COUNTY 1	8822	THOMAS JEFFERSON HIGH SCHOOL	10TH	4	8	94	58	147	311	164	52.73%
0880	DENVER COUNTY 1	8822	THOMAS JEFFERSON HIGH SCHOOL	11TH	4	9	86	49	134	282	148	52.48%
0880	DENVER COUNTY 1	8822	THOMAS JEFFERSON HIGH SCHOOL	12TH	2	8	70	39	112	231	119	51.52%
0880	DENVER COUNTY 1	8822	THOMAS JEFFERSON HIGH SCHOOL	SCHOOL T	14	35	366	218	542	1,175	633	53.87%
0880	DENVER COUNTY 1	8888	TRAYLOR ELEMENTARY SCHOOL	PK	0	5	0	25	5	35	30	85.71%
0880	DENVER COUNTY 1	8888	TRAYLOR ELEMENTARY SCHOOL	HALF DAY	3	7	1	30	12	53	41	77.36%
0880	DENVER COUNTY 1	8888	TRAYLOR ELEMENTARY SCHOOL	KINDERG/	1	2	0	14	8	25	17	68.00%
0880	DENVER COUNTY 1	8888	TRAYLOR ELEMENTARY SCHOOL	1ST	3	6	2	67	27	105	78	74.29%
0880	DENVER COUNTY 1	8888	TRAYLOR ELEMENTARY SCHOOL	2ND	0	6	5	60	19	90	71	78.89%
0880	DENVER COUNTY 1	8888	TRAYLOR ELEMENTARY SCHOOL	3RD	1	6	6	62	24	99	75	75.76%
0880	DENVER COUNTY 1	8888	TRAYLOR ELEMENTARY SCHOOL	4TH	3	10	2	60	20	95	75	78.95%
0880	DENVER COUNTY 1	8888	TRAYLOR ELEMENTARY SCHOOL	5TH	1	7	2	54	15	79	64	81.01%
0880	DENVER COUNTY 1	8888	TRAYLOR ELEMENTARY SCHOOL	SCHOOL T	12	49	18	372	130	581	451	77.62%
0880	DENVER COUNTY 1	8970	UNIVERSITY PARK ELEMENTARY SCHOOL	PK	1	6	4	11	43	65	22	33.85%
0880	DENVER COUNTY 1	8970	UNIVERSITY PARK ELEMENTARY SCHOOL	HALF DAY	2	0	2	3	14	21	7	33.33%
0880	DENVER COUNTY 1	8970	UNIVERSITY PARK ELEMENTARY SCHOOL	KINDERG/	0	3	4	4	39	50	11	22.00%
0880	DENVER COUNTY 1	8970	UNIVERSITY PARK ELEMENTARY SCHOOL	1ST	0	4	5	13	48	70	22	31.43%
0880	DENVER COUNTY 1	8970	UNIVERSITY PARK ELEMENTARY SCHOOL	2ND	0	6	5	9	43	63	20	31.75%
0880	DENVER COUNTY 1	8970	UNIVERSITY PARK ELEMENTARY SCHOOL	3RD	0	2	4	12	33	51	18	35.29%
0880	DENVER COUNTY 1	8970	UNIVERSITY PARK ELEMENTARY SCHOOL	4TH	0	1	5	10	41	57	16	28.07%
0880	DENVER COUNTY 1	8970	UNIVERSITY PARK ELEMENTARY SCHOOL	5TH	2	2	7	6	23	40	17	42.50%
0880	DENVER COUNTY 1	8970	UNIVERSITY PARK ELEMENTARY SCHOOL	SCHOOL T	5	24	36	68	284	417	133	31.89%
0880	DENVER COUNTY 1	9050	VALVERDE ELEMENTARY SCHOOL	PK	0	2	1	33	3	39	36	92.31%
0880	DENVER COUNTY 1	9050	VALVERDE ELEMENTARY SCHOOL	HALF DAY	0	0	0	30	1	31	30	96.77%
0880	DENVER COUNTY 1	9050	VALVERDE ELEMENTARY SCHOOL	KINDERG/	3	0	4	53	2	62	60	96.77%
0880	DENVER COUNTY 1	9050	VALVERDE ELEMENTARY SCHOOL	1ST	0	1	1	58	1	61	60	98.36%
0880	DENVER COUNTY 1	9050	VALVERDE ELEMENTARY SCHOOL	2ND	1	2	3	57	2	65	63	96.92%
0880	DENVER COUNTY 1	9050	VALVERDE ELEMENTARY SCHOOL	3RD	0	5	4	63	1	73	72	98.63%
0880	DENVER COUNTY 1	9050	VALVERDE ELEMENTARY SCHOOL	4TH	1	0	3	64	0	68	68	100.00%
0880	DENVER COUNTY 1	9050	VALVERDE ELEMENTARY SCHOOL	5TH	0	2	3	41	4	50	46	92.00%
0880	DENVER COUNTY 1	9050	VALVERDE ELEMENTARY SCHOOL	SCHOOL T	5	12	19	399	14	449	435	96.88%
0880	DENVER COUNTY 1	9408	WEST HIGH SCHOOL	9TH	8	2	10	221	11	252	241	95.63%
0880	DENVER COUNTY 1	9408	WEST HIGH SCHOOL	10TH	5	2	10	209	9	235	226	96.17%
0880	DENVER COUNTY 1	9408	WEST HIGH SCHOOL	11TH	2	0	8	182	9	201	192	95.52%
0880	DENVER COUNTY 1	9408	WEST HIGH SCHOOL	12TH	0	3	20	236	20	279	259	92.83%
0880	DENVER COUNTY 1	9408	WEST HIGH SCHOOL	SCHOOL T	15	7	48	848	49	967	918	94.93%
0880	DENVER COUNTY 1	9425	WESTERLY CREEK ELEMENTARY	PK	0	2	3	4	68	77	9	11.69%
0880	DENVER COUNTY 1	9425	WESTERLY CREEK ELEMENTARY	HALF DAY	0	0	1	0	12	13	1	7.69%
0880	DENVER COUNTY 1	9425	WESTERLY CREEK ELEMENTARY	KINDERG/	0	4	0	6	40	50	10	20.00%
0880	DENVER COUNTY 1	9425	WESTERLY CREEK ELEMENTARY	1ST	0	5	3	4	37	49	12	24.49%
0880	DENVER COUNTY 1	9425	WESTERLY CREEK ELEMENTARY	SCHOOL T	0	11	7	14	157	189	32	16.93%
0880	DENVER COUNTY 1	9496	CASTRO ELEMENTARY SCHOOL	PK	0	1	0	56	9	66	57	86.36%
0880	DENVER COUNTY 1	9496	CASTRO ELEMENTARY SCHOOL	HALF DAY	1	3	1	70	6	81	75	92.59%
0880	DENVER COUNTY 1	9496	CASTRO ELEMENTARY SCHOOL	KINDERG/	1	1	0	39	3	44	41	93.18%
0880	DENVER COUNTY 1	9496	CASTRO ELEMENTARY SCHOOL	1ST	2	6	2	100	5	115	110	95.65%
0880	DENVER COUNTY 1	9496	CASTRO ELEMENTARY SCHOOL	2ND	1	4	3	86	5	99	94	94.95%
0880	DENVER COUNTY 1	9496	CASTRO ELEMENTARY SCHOOL	3RD	0	5	1	81	3	90	87	96.67%
0880	DENVER COUNTY 1	9496	CASTRO ELEMENTARY SCHOOL	4TH	2	7	1	95	1	106	105	99.06%
0880	DENVER COUNTY 1	9496	CASTRO ELEMENTARY SCHOOL	5TH	1	3	0	79	5	88	83	94.32%




COLORADO DEPARTMENT OF EDUCATION
FALL 2007 PUPIL MEMBERSHIP BY DISTRICT, SCHOOL, GRADE, RACE/ETHNICITY, AND GENDER

District Code	DISTRICT	School Code	SCHOOL	GRADE	AMERICAN	ASIAN OR	BLACK (NOT	WHITE (NOT		Total	Total	
					INDIAN OR ALASKAN NATIVE	PACIFIC ISLANDER	HISPANIC)	HISPANIC	HISPANIC)		Minority	% Minority
0880	DENVER COUNTY 1	9496	CASTRO ELEMENTARY SCHOOL	SCHOOL T	8	30	8	606	37	689	652	94.63%
0880	DENVER COUNTY 1	9520	WHITEMAN ELEMENTARY SCHOOL	PK	0	1	17	12	8	38	30	78.95%
0880	DENVER COUNTY 1	9520	WHITEMAN ELEMENTARY SCHOOL	HALF DAY	0	0	3	1	2	6	4	66.67%
0880	DENVER COUNTY 1	9520	WHITEMAN ELEMENTARY SCHOOL	KINDERG/	0	3	24	16	1	44	43	97.73%
0880	DENVER COUNTY 1	9520	WHITEMAN ELEMENTARY SCHOOL	1ST	0	4	15	19	6	44	38	86.36%
0880	DENVER COUNTY 1	9520	WHITEMAN ELEMENTARY SCHOOL	2ND	0	2	21	13	1	37	36	97.30%
0880	DENVER COUNTY 1	9520	WHITEMAN ELEMENTARY SCHOOL	3RD	0	4	26	15	3	48	45	93.75%
0880	DENVER COUNTY 1	9520	WHITEMAN ELEMENTARY SCHOOL	4TH	1	2	18	8	1	30	29	96.67%
0880	DENVER COUNTY 1	9520	WHITEMAN ELEMENTARY SCHOOL	5TH	0	1	16	12	0	29	29	100.00%
0880	DENVER COUNTY 1	9520	WHITEMAN ELEMENTARY SCHOOL	SCHOOL T	1	17	140	96	22	276	254	92.03%
0880	DENVER COUNTY 1	9548	WHITTIER K-8 SCHOOL	PK	0	1	29	10	8	48	40	83.33%
0880	DENVER COUNTY 1	9548	WHITTIER K-8 SCHOOL	KINDERG/	0	0	25	13	3	41	38	92.68%
0880	DENVER COUNTY 1	9548	WHITTIER K-8 SCHOOL	1ST	0	1	18	10	2	31	29	93.55%
0880	DENVER COUNTY 1	9548	WHITTIER K-8 SCHOOL	2ND	0	2	17	4	2	25	23	92.00%
0880	DENVER COUNTY 1	9548	WHITTIER K-8 SCHOOL	3RD	0	0	14	8	1	23	22	95.65%
0880	DENVER COUNTY 1	9548	WHITTIER K-8 SCHOOL	4TH	0	0	10	5	3	18	15	83.33%
0880	DENVER COUNTY 1	9548	WHITTIER K-8 SCHOOL	5TH	0	0	17	9	2	28	26	92.86%
0880	DENVER COUNTY 1	9548	WHITTIER K-8 SCHOOL	6TH	0	0	11	5	0	16	16	100.00%
0880	DENVER COUNTY 1	9548	WHITTIER K-8 SCHOOL	7TH	1	0	9	9	1	20	19	95.00%
0880	DENVER COUNTY 1	9548	WHITTIER K-8 SCHOOL	SCHOOL T	1	4	150	73	22	250	228	91.20%
0880	DENVER COUNTY 1	9623	WILLIAM (BILL) ROBERTS K-8 SCHOOL	PK	0	7	9	4	81	101	20	19.80%
0880	DENVER COUNTY 1	9623	WILLIAM (BILL) ROBERTS K-8 SCHOOL	KINDERG/	0	3	6	2	66	77	11	14.29%
0880	DENVER COUNTY 1	9623	WILLIAM (BILL) ROBERTS K-8 SCHOOL	1ST	0	4	5	4	55	68	13	19.12%
0880	DENVER COUNTY 1	9623	WILLIAM (BILL) ROBERTS K-8 SCHOOL	2ND	1	4	6	4	46	61	15	24.59%
0880	DENVER COUNTY 1	9623	WILLIAM (BILL) ROBERTS K-8 SCHOOL	3RD	0	2	12	6	31	51	20	39.22%
0880	DENVER COUNTY 1	9623	WILLIAM (BILL) ROBERTS K-8 SCHOOL	4TH	0	5	15	9	24	53	29	54.72%
0880	DENVER COUNTY 1	9623	WILLIAM (BILL) ROBERTS K-8 SCHOOL	5TH	0	0	6	4	6	16	10	62.50%
0880	DENVER COUNTY 1	9623	WILLIAM (BILL) ROBERTS K-8 SCHOOL	6TH	0	3	14	4	11	32	21	65.63%
0880	DENVER COUNTY 1	9623	WILLIAM (BILL) ROBERTS K-8 SCHOOL	7TH	0	4	24	16	5	49	44	89.80%
0880	DENVER COUNTY 1	9623	WILLIAM (BILL) ROBERTS K-8 SCHOOL	8TH	0	1	8	3	8	20	12	60.00%
0880	DENVER COUNTY 1	9623	WILLIAM (BILL) ROBERTS K-8 SCHOOL	SCHOOL T	1	33	105	56	333	528	195	36.93%
0880	DENVER COUNTY 1	9739	WYATT-EDISON CHARTER ELEMENTARY SCHOOL	KINDERG/	0	0	30	41	4	75	71	94.67%
0880	DENVER COUNTY 1	9739	WYATT-EDISON CHARTER ELEMENTARY SCHOOL	1ST	0	0	20	56	4	80	76	95.00%
0880	DENVER COUNTY 1	9739	WYATT-EDISON CHARTER ELEMENTARY SCHOOL	2ND	0	0	31	48	2	81	79	97.53%
0880	DENVER COUNTY 1	9739	WYATT-EDISON CHARTER ELEMENTARY SCHOOL	3RD	0	0	18	54	1	73	72	98.63%
0880	DENVER COUNTY 1	9739	WYATT-EDISON CHARTER ELEMENTARY SCHOOL	4TH	0	0	28	48	0	76	76	100.00%
0880	DENVER COUNTY 1	9739	WYATT-EDISON CHARTER ELEMENTARY SCHOOL	5TH	0	0	19	52	0	71	71	100.00%
0880	DENVER COUNTY 1	9739	WYATT-EDISON CHARTER ELEMENTARY SCHOOL	6TH	0	0	22	39	1	62	61	98.39%
0880	DENVER COUNTY 1	9739	WYATT-EDISON CHARTER ELEMENTARY SCHOOL	7TH	0	0	12	46	1	59	58	98.31%
0880	DENVER COUNTY 1	9739	WYATT-EDISON CHARTER ELEMENTARY SCHOOL	8TH	0	0	10	49	0	59	59	100.00%
0880	DENVER COUNTY 1	9739	WYATT-EDISON CHARTER ELEMENTARY SCHOOL	SCHOOL T	0	0	190	433	13	636	623	97.96%
0880	DENVER COUNTY 1	9752	WYMAN ELEMENTARY SCHOOL	PK	2	1	19	8	4	34	30	88.24%
0880	DENVER COUNTY 1	9752	WYMAN ELEMENTARY SCHOOL	HALF DAY	0	0	0	2	2	4	2	50.00%
0880	DENVER COUNTY 1	9752	WYMAN ELEMENTARY SCHOOL	KINDERG/	0	0	8	8	11	27	16	59.26%
0880	DENVER COUNTY 1	9752	WYMAN ELEMENTARY SCHOOL	1ST	3	0	17	8	8	36	28	77.78%
0880	DENVER COUNTY 1	9752	WYMAN ELEMENTARY SCHOOL	2ND	2	0	11	3	9	25	16	64.00%
0880	DENVER COUNTY 1	9752	WYMAN ELEMENTARY SCHOOL	3RD	4	0	13	11	2	30	28	93.33%
0880	DENVER COUNTY 1	9752	WYMAN ELEMENTARY SCHOOL	4TH	1	0	11	12	5	29	24	82.76%
0880	DENVER COUNTY 1	9752	WYMAN ELEMENTARY SCHOOL	5TH	3	1	7	13	1	25	24	96.00%
0880	DENVER COUNTY 1	9752	WYMAN ELEMENTARY SCHOOL	SCHOOL T	15	2	86	65	42	210	168	80.00%
0880	DENVER COUNTY 1		DISTRICT TOTAL		794	2,344	13,056	41,242	15,617	73,053	57,436	78.62%
0890	DOLORES COUNTY RE NO.2	0050	RICO ELEMENTARY SCHOOL	PK	0	0	0	0	5	5	0	0.00%
0890	DOLORES COUNTY RE NO.2	0050	RICO ELEMENTARY SCHOOL	KINDERG/	0	0	0	0	3	3	0	0.00%
0890	DOLORES COUNTY RE NO.2	0050	RICO ELEMENTARY SCHOOL	1ST	0	0	0	0	5	5	0	0.00%
0890	DOLORES COUNTY RE NO.2	0050	RICO ELEMENTARY SCHOOL	2ND	0	0	0	0	1	1	0	0.00%
0890	DOLORES COUNTY RE NO.2	0050	RICO ELEMENTARY SCHOOL	4TH	0	0	0	0	1	1	0	0.00%
0890	DOLORES COUNTY RE NO.2	0050	RICO ELEMENTARY SCHOOL	5TH	0	0	0	0	2	2	0	0.00%
0890	DOLORES COUNTY RE NO.2	0050	RICO ELEMENTARY SCHOOL	6TH	0	0	0	0	1	1	0	0.00%
0890	DOLORES COUNTY RE NO.2	0050	RICO ELEMENTARY SCHOOL	SCHOOL T	0	0	0	0	18	18	0	0.00%
0890	DOLORES COUNTY RE NO.2	2216	DOVE CREEK HIGH SCHOOL	7TH	0	0	1	0	13	14	1	7.14%
0890	DOLORES COUNTY RE NO.2	2216	DOVE CREEK HIGH SCHOOL	8TH	0	0	0	0	15	15	0	0.00%
0890	DOLORES COUNTY RE NO.2	2216	DOVE CREEK HIGH SCHOOL	9TH	2	0	0	2	18	22	4	18.18%
0890	DOLORES COUNTY RE NO.2	2216	DOVE CREEK HIGH SCHOOL	10TH	2	0	0	0	19	21	2	9.52%

COLORADO DEPARTMENT OF EDUCATION
FALL 2007 PUPIL MEMBERSHIP BY DISTRICT, SCHOOL, GRADE, RACE/ETHNICITY, AND GENDER

District Code	DISTRICT	School Code	SCHOOL	GRADE	AMERICAN INDIAN OR ALASKAN NATIVE	ASIAN OR PACIFIC ISLANDER	BLACK (NOT HISPANIC)	HISPANIC	WHITE (NOT HISPANIC)	Total	Total	
											Minority	% Minority
0890	DOLORES COUNTY RE NO.2	2216	DOVE CREEK HIGH SCHOOL	11TH	0	1	0	0	26	27	1	3.70%
0890	DOLORES COUNTY RE NO.2	2216	DOVE CREEK HIGH SCHOOL	12TH	1	0	0	0	21	22	1	4.55%
0890	DOLORES COUNTY RE NO.2	2216	DOVE CREEK HIGH SCHOOL	SCHOOL T	5	1	1	2	112	121	9	7.44%
0890	DOLORES COUNTY RE NO.2	7764	SEVENTH STREET ELEMENTARY SCHOOL	PK	1	0	0	1	23	25	2	8.00%
0890	DOLORES COUNTY RE NO.2	7764	SEVENTH STREET ELEMENTARY SCHOOL	KINDERG/	1	1	0	0	11	13	2	15.38%
0890	DOLORES COUNTY RE NO.2	7764	SEVENTH STREET ELEMENTARY SCHOOL	1ST	3	0	0	2	19	24	5	20.83%
0890	DOLORES COUNTY RE NO.2	7764	SEVENTH STREET ELEMENTARY SCHOOL	2ND	1	0	0	1	16	18	2	11.11%
0890	DOLORES COUNTY RE NO.2	7764	SEVENTH STREET ELEMENTARY SCHOOL	3RD	0	0	0	0	15	15	0	0.00%
0890	DOLORES COUNTY RE NO.2	7764	SEVENTH STREET ELEMENTARY SCHOOL	4TH	0	0	0	3	11	14	3	21.43%
0890	DOLORES COUNTY RE NO.2	7764	SEVENTH STREET ELEMENTARY SCHOOL	5TH	2	0	0	1	13	16	3	18.75%
0890	DOLORES COUNTY RE NO.2	7764	SEVENTH STREET ELEMENTARY SCHOOL	6TH	3	0	0	1	25	29	4	13.79%
0890	DOLORES COUNTY RE NO.2	7764	SEVENTH STREET ELEMENTARY SCHOOL	SCHOOL T	11	1	0	9	133	154	21	13.64%
0890	DOLORES COUNTY RE NO.2		DISTRICT TOTAL		16	2	1	11	263	293	30	10.24%
0900	DOUGLAS COUNTY RE 1	0011	ACADEMY CHARTER SCHOOL	HALF DAY	1	1	1	4	66	73	7	9.59%
0900	DOUGLAS COUNTY RE 1	0011	ACADEMY CHARTER SCHOOL	1ST	2	0	1	3	66	72	6	8.33%
0900	DOUGLAS COUNTY RE 1	0011	ACADEMY CHARTER SCHOOL	2ND	1	0	3	3	66	73	7	9.59%
0900	DOUGLAS COUNTY RE 1	0011	ACADEMY CHARTER SCHOOL	3RD	0	1	1	6	68	76	8	10.53%
0900	DOUGLAS COUNTY RE 1	0011	ACADEMY CHARTER SCHOOL	4TH	3	1	1	4	64	73	9	12.33%
0900	DOUGLAS COUNTY RE 1	0011	ACADEMY CHARTER SCHOOL	5TH	3	0	0	4	78	85	7	8.24%
0900	DOUGLAS COUNTY RE 1	0011	ACADEMY CHARTER SCHOOL	6TH	0	2	2	8	76	88	12	13.64%
0900	DOUGLAS COUNTY RE 1	0011	ACADEMY CHARTER SCHOOL	7TH	3	3	2	4	68	80	12	15.00%
0900	DOUGLAS COUNTY RE 1	0011	ACADEMY CHARTER SCHOOL	8TH	0	2	0	4	48	54	6	11.11%
0900	DOUGLAS COUNTY RE 1	0011	ACADEMY CHARTER SCHOOL	SCHOOL T	13	10	11	40	600	674	74	10.98%
0900	DOUGLAS COUNTY RE 1	0012	ACRES GREEN ELEMENTARY SCHOOL	HALF DAY	0	8	1	7	61	77	16	20.78%
0900	DOUGLAS COUNTY RE 1	0012	ACRES GREEN ELEMENTARY SCHOOL	1ST	0	11	5	21	81	118	37	31.36%
0900	DOUGLAS COUNTY RE 1	0012	ACRES GREEN ELEMENTARY SCHOOL	2ND	1	13	8	14	56	92	36	39.13%
0900	DOUGLAS COUNTY RE 1	0012	ACRES GREEN ELEMENTARY SCHOOL	3RD	1	14	4	14	68	101	33	32.67%
0900	DOUGLAS COUNTY RE 1	0012	ACRES GREEN ELEMENTARY SCHOOL	4TH	1	12	3	13	66	95	29	30.53%
0900	DOUGLAS COUNTY RE 1	0012	ACRES GREEN ELEMENTARY SCHOOL	5TH	0	12	7	11	73	103	30	29.13%
0900	DOUGLAS COUNTY RE 1	0012	ACRES GREEN ELEMENTARY SCHOOL	6TH	1	8	3	8	79	99	20	20.20%
0900	DOUGLAS COUNTY RE 1	0012	ACRES GREEN ELEMENTARY SCHOOL	SCHOOL T	4	78	31	88	484	685	201	29.34%
0900	DOUGLAS COUNTY RE 1	0201	DANIEL C OAKES HIGH SCHOOL--CASTLE ROCK	9TH	0	0	0	1	13	14	1	7.14%
0900	DOUGLAS COUNTY RE 1	0201	DANIEL C OAKES HIGH SCHOOL--CASTLE ROCK	10TH	0	1	0	5	21	27	6	22.22%
0900	DOUGLAS COUNTY RE 1	0201	DANIEL C OAKES HIGH SCHOOL--CASTLE ROCK	11TH	0	2	0	3	39	44	5	11.36%
0900	DOUGLAS COUNTY RE 1	0201	DANIEL C OAKES HIGH SCHOOL--CASTLE ROCK	12TH	1	2	1	7	42	53	11	20.75%
0900	DOUGLAS COUNTY RE 1	0201	DANIEL C OAKES HIGH SCHOOL--CASTLE ROCK	SCHOOL T	1	5	1	16	115	138	23	16.67%
0900	DOUGLAS COUNTY RE 1	0215	AMERICAN ACADEMY AT CASTLE PINES CHARTER	HALF DAY	0	2	0	0	53	55	2	3.64%
0900	DOUGLAS COUNTY RE 1	0215	AMERICAN ACADEMY AT CASTLE PINES CHARTER	1ST	0	4	1	4	60	69	9	13.04%
0900	DOUGLAS COUNTY RE 1	0215	AMERICAN ACADEMY AT CASTLE PINES CHARTER	2ND	0	8	0	4	79	91	12	13.19%
0900	DOUGLAS COUNTY RE 1	0215	AMERICAN ACADEMY AT CASTLE PINES CHARTER	3RD	0	9	1	5	74	89	15	16.85%
0900	DOUGLAS COUNTY RE 1	0215	AMERICAN ACADEMY AT CASTLE PINES CHARTER	4TH	0	5	0	2	64	71	7	9.86%
0900	DOUGLAS COUNTY RE 1	0215	AMERICAN ACADEMY AT CASTLE PINES CHARTER	5TH	0	2	2	2	45	51	6	11.76%
0900	DOUGLAS COUNTY RE 1	0215	AMERICAN ACADEMY AT CASTLE PINES CHARTER	6TH	0	9	0	3	32	44	12	27.27%
0900	DOUGLAS COUNTY RE 1	0215	AMERICAN ACADEMY AT CASTLE PINES CHARTER	7TH	0	3	1	1	26	31	5	16.13%
0900	DOUGLAS COUNTY RE 1	0215	AMERICAN ACADEMY AT CASTLE PINES CHARTER	8TH	0	0	0	0	17	17	0	0.00%
0900	DOUGLAS COUNTY RE 1	0215	AMERICAN ACADEMY AT CASTLE PINES CHARTER	SCHOOL T	0	42	5	21	450	518	68	13.13%
0900	DOUGLAS COUNTY RE 1	0354	ARROWWOOD ELEMENTARY SCHOOL	HALF DAY	0	9	3	13	78	103	25	24.27%
0900	DOUGLAS COUNTY RE 1	0354	ARROWWOOD ELEMENTARY SCHOOL	1ST	0	8	1	9	72	90	18	20.00%
0900	DOUGLAS COUNTY RE 1	0354	ARROWWOOD ELEMENTARY SCHOOL	2ND	0	9	2	14	48	73	25	34.25%
0900	DOUGLAS COUNTY RE 1	0354	ARROWWOOD ELEMENTARY SCHOOL	3RD	2	7	3	12	64	88	24	27.27%
0900	DOUGLAS COUNTY RE 1	0354	ARROWWOOD ELEMENTARY SCHOOL	4TH	1	4	2	6	55	68	13	19.12%
0900	DOUGLAS COUNTY RE 1	0354	ARROWWOOD ELEMENTARY SCHOOL	5TH	0	6	5	6	46	63	17	26.98%
0900	DOUGLAS COUNTY RE 1	0354	ARROWWOOD ELEMENTARY SCHOOL	6TH	2	8	3	10	68	91	23	25.27%
0900	DOUGLAS COUNTY RE 1	0354	ARROWWOOD ELEMENTARY SCHOOL	SCHOOL T	5	51	19	70	431	576	145	25.17%
0900	DOUGLAS COUNTY RE 1	0651	BEAR CANYON ELEMENTARY SCHOOL	HALF DAY	0	2	0	3	77	82	5	6.10%
0900	DOUGLAS COUNTY RE 1	0651	BEAR CANYON ELEMENTARY SCHOOL	1ST	1	7	1	4	80	93	13	13.98%
0900	DOUGLAS COUNTY RE 1	0651	BEAR CANYON ELEMENTARY SCHOOL	2ND	0	3	1	5	96	105	9	8.57%
0900	DOUGLAS COUNTY RE 1	0651	BEAR CANYON ELEMENTARY SCHOOL	3RD	0	2	0	5	80	87	7	8.05%
0900	DOUGLAS COUNTY RE 1	0651	BEAR CANYON ELEMENTARY SCHOOL	4TH	2	9	3	5	75	94	19	20.21%
0900	DOUGLAS COUNTY RE 1	0651	BEAR CANYON ELEMENTARY SCHOOL	5TH	1	2	0	6	83	92	9	9.78%
0900	DOUGLAS COUNTY RE 1	0651	BEAR CANYON ELEMENTARY SCHOOL	6TH	0	8	3	5	88	104	16	15.38%
0900	DOUGLAS COUNTY RE 1	0651	BEAR CANYON ELEMENTARY SCHOOL	SCHOOL T	4	33	8	33	579	657	78	11.87%
0900	DOUGLAS COUNTY RE 1	1131	BUFFALO RIDGE ELEMENTARY SCHOOL	HALF DAY	1	3	1	6	74	85	11	12.94%



COLORADO DEPARTMENT OF EDUCATION
FALL 2007 PUPIL MEMBERSHIP BY DISTRICT, SCHOOL, GRADE, RACE/ETHNICITY, AND GENDER

District Code	DISTRICT	School Code	SCHOOL	GRADE	AMERICAN	ASIAN OR	BLACK (NOT	WHITE (NOT		Total	Total	
					INDIAN OR ALASKAN NATIVE	PACIFIC ISLANDER	HISPANIC)	HISPANIC	HISPANIC)		Minority	% Minority
0900	DOUGLAS COUNTY RE 1	1131	BUFFALO RIDGE ELEMENTARY SCHOOL	1ST	1	4	2	5	73	85	12	14.12%
0900	DOUGLAS COUNTY RE 1	1131	BUFFALO RIDGE ELEMENTARY SCHOOL	2ND	0	0	2	4	65	71	6	8.45%
0900	DOUGLAS COUNTY RE 1	1131	BUFFALO RIDGE ELEMENTARY SCHOOL	3RD	0	3	1	1	110	115	5	4.35%
0900	DOUGLAS COUNTY RE 1	1131	BUFFALO RIDGE ELEMENTARY SCHOOL	4TH	0	4	0	5	77	86	9	10.47%
0900	DOUGLAS COUNTY RE 1	1131	BUFFALO RIDGE ELEMENTARY SCHOOL	5TH	1	3	1	2	93	100	7	7.00%
0900	DOUGLAS COUNTY RE 1	1131	BUFFALO RIDGE ELEMENTARY SCHOOL	SCHOOL T	3	17	7	23	492	542	50	9.23%
0900	DOUGLAS COUNTY RE 1	1270	CANTRIL SCHOOL	PK	1	75	10	56	1,016	1,158	142	12.26%
0900	DOUGLAS COUNTY RE 1	1270	CANTRIL SCHOOL	SCHOOL T	1	75	10	56	1,016	1,158	142	12.26%
0900	DOUGLAS COUNTY RE 1	1362	CASTLE ROCK ELEMENTARY SCHOOL	HALF DAY	0	4	3	6	117	130	13	10.00%
0900	DOUGLAS COUNTY RE 1	1362	CASTLE ROCK ELEMENTARY SCHOOL	1ST	0	4	0	5	125	134	9	6.72%
0900	DOUGLAS COUNTY RE 1	1362	CASTLE ROCK ELEMENTARY SCHOOL	2ND	0	5	1	1	92	99	7	7.07%
0900	DOUGLAS COUNTY RE 1	1362	CASTLE ROCK ELEMENTARY SCHOOL	3RD	1	6	1	5	91	104	13	12.50%
0900	DOUGLAS COUNTY RE 1	1362	CASTLE ROCK ELEMENTARY SCHOOL	4TH	1	8	1	9	97	116	19	16.38%
0900	DOUGLAS COUNTY RE 1	1362	CASTLE ROCK ELEMENTARY SCHOOL	5TH	0	6	4	2	101	113	12	10.62%
0900	DOUGLAS COUNTY RE 1	1362	CASTLE ROCK ELEMENTARY SCHOOL	6TH	0	5	2	9	95	111	16	14.41%
0900	DOUGLAS COUNTY RE 1	1362	CASTLE ROCK ELEMENTARY SCHOOL	SCHOOL T	2	38	12	37	718	807	89	11.03%
0900	DOUGLAS COUNTY RE 1	1367	CASTLE VIEW HIGH SCHOOL	9TH	3	8	5	26	326	368	42	11.41%
0900	DOUGLAS COUNTY RE 1	1367	CASTLE VIEW HIGH SCHOOL	10TH	4	7	6	42	350	409	59	14.43%
0900	DOUGLAS COUNTY RE 1	1367	CASTLE VIEW HIGH SCHOOL	11TH	5	6	5	30	236	282	46	16.31%
0900	DOUGLAS COUNTY RE 1	1367	CASTLE VIEW HIGH SCHOOL	SCHOOL T	12	21	16	98	912	1,059	147	13.88%
0900	DOUGLAS COUNTY RE 1	1503	CHAPARRAL HIGH SCHOOL	9TH	6	17	16	59	575	673	98	14.56%
0900	DOUGLAS COUNTY RE 1	1503	CHAPARRAL HIGH SCHOOL	10TH	1	20	20	55	516	612	96	15.69%
0900	DOUGLAS COUNTY RE 1	1503	CHAPARRAL HIGH SCHOOL	11TH	3	14	15	43	494	569	75	13.18%
0900	DOUGLAS COUNTY RE 1	1503	CHAPARRAL HIGH SCHOOL	12TH	2	17	13	38	421	491	70	14.26%
0900	DOUGLAS COUNTY RE 1	1503	CHAPARRAL HIGH SCHOOL	SCHOOL T	12	68	64	195	2,006	2,345	339	14.46%
0900	DOUGLAS COUNTY RE 1	1512	CHALLENGE TO EXCELLENCE CHARTER SCHOOL	HALF DAY	0	4	1	2	41	48	7	14.58%
0900	DOUGLAS COUNTY RE 1	1512	CHALLENGE TO EXCELLENCE CHARTER SCHOOL	1ST	1	8	2	2	47	60	13	21.67%
0900	DOUGLAS COUNTY RE 1	1512	CHALLENGE TO EXCELLENCE CHARTER SCHOOL	2ND	0	2	0	7	39	48	9	18.75%
0900	DOUGLAS COUNTY RE 1	1512	CHALLENGE TO EXCELLENCE CHARTER SCHOOL	3RD	0	7	3	2	36	48	12	25.00%
0900	DOUGLAS COUNTY RE 1	1512	CHALLENGE TO EXCELLENCE CHARTER SCHOOL	4TH	0	6	1	2	60	69	9	13.04%
0900	DOUGLAS COUNTY RE 1	1512	CHALLENGE TO EXCELLENCE CHARTER SCHOOL	5TH	0	4	0	7	40	51	11	21.57%
0900	DOUGLAS COUNTY RE 1	1512	CHALLENGE TO EXCELLENCE CHARTER SCHOOL	6TH	0	4	4	3	38	49	11	22.45%
0900	DOUGLAS COUNTY RE 1	1512	CHALLENGE TO EXCELLENCE CHARTER SCHOOL	7TH	0	4	0	2	34	40	6	15.00%
0900	DOUGLAS COUNTY RE 1	1512	CHALLENGE TO EXCELLENCE CHARTER SCHOOL	8TH	0	1	0	3	23	27	4	14.81%
0900	DOUGLAS COUNTY RE 1	1512	CHALLENGE TO EXCELLENCE CHARTER SCHOOL	SCHOOL T	1	40	11	30	358	440	82	18.64%
0900	DOUGLAS COUNTY RE 1	1578	CHERRY VALLEY ELEMENTARY SCHOOL	HALF DAY	0	0	0	0	12	12	0	0.00%
0900	DOUGLAS COUNTY RE 1	1578	CHERRY VALLEY ELEMENTARY SCHOOL	1ST	0	0	0	0	6	6	0	0.00%
0900	DOUGLAS COUNTY RE 1	1578	CHERRY VALLEY ELEMENTARY SCHOOL	2ND	0	0	0	2	10	12	2	16.67%
0900	DOUGLAS COUNTY RE 1	1578	CHERRY VALLEY ELEMENTARY SCHOOL	3RD	0	0	0	0	9	9	0	0.00%
0900	DOUGLAS COUNTY RE 1	1578	CHERRY VALLEY ELEMENTARY SCHOOL	4TH	0	0	0	1	16	17	1	5.88%
0900	DOUGLAS COUNTY RE 1	1578	CHERRY VALLEY ELEMENTARY SCHOOL	5TH	0	0	0	2	10	12	2	16.67%
0900	DOUGLAS COUNTY RE 1	1578	CHERRY VALLEY ELEMENTARY SCHOOL	6TH	0	0	0	1	8	9	1	11.11%
0900	DOUGLAS COUNTY RE 1	1578	CHERRY VALLEY ELEMENTARY SCHOOL	SCHOOL T	0	0	0	6	71	77	6	7.79%
0900	DOUGLAS COUNTY RE 1	1579	NORTH STAR ACADEMY	HALF DAY	0	2	0	0	50	52	2	3.85%
0900	DOUGLAS COUNTY RE 1	1579	NORTH STAR ACADEMY	1ST	0	10	0	10	79	99	20	20.20%
0900	DOUGLAS COUNTY RE 1	1579	NORTH STAR ACADEMY	2ND	0	11	3	6	78	98	20	20.41%
0900	DOUGLAS COUNTY RE 1	1579	NORTH STAR ACADEMY	3RD	0	4	0	4	42	50	8	16.00%
0900	DOUGLAS COUNTY RE 1	1579	NORTH STAR ACADEMY	4TH	1	3	0	2	41	47	6	12.77%
0900	DOUGLAS COUNTY RE 1	1579	NORTH STAR ACADEMY	5TH	0	4	0	5	38	47	9	19.15%
0900	DOUGLAS COUNTY RE 1	1579	NORTH STAR ACADEMY	6TH	0	0	1	1	19	21	2	9.52%
0900	DOUGLAS COUNTY RE 1	1579	NORTH STAR ACADEMY	SCHOOL T	1	34	4	28	347	414	67	16.18%
0900	DOUGLAS COUNTY RE 1	1873	CORE KNOWLEDGE CHARTER SCHOOL	HALF DAY	0	4	0	0	43	47	4	8.51%
0900	DOUGLAS COUNTY RE 1	1873	CORE KNOWLEDGE CHARTER SCHOOL	1ST	0	2	1	1	42	46	4	8.70%
0900	DOUGLAS COUNTY RE 1	1873	CORE KNOWLEDGE CHARTER SCHOOL	2ND	0	2	0	1	43	46	3	6.52%
0900	DOUGLAS COUNTY RE 1	1873	CORE KNOWLEDGE CHARTER SCHOOL	3RD	0	2	0	1	44	47	3	6.38%
0900	DOUGLAS COUNTY RE 1	1873	CORE KNOWLEDGE CHARTER SCHOOL	4TH	0	1	0	0	45	46	1	2.17%
0900	DOUGLAS COUNTY RE 1	1873	CORE KNOWLEDGE CHARTER SCHOOL	5TH	0	2	0	0	44	46	2	4.35%
0900	DOUGLAS COUNTY RE 1	1873	CORE KNOWLEDGE CHARTER SCHOOL	6TH	0	4	1	3	39	47	8	17.02%
0900	DOUGLAS COUNTY RE 1	1873	CORE KNOWLEDGE CHARTER SCHOOL	7TH	0	2	1	1	42	46	4	8.70%
0900	DOUGLAS COUNTY RE 1	1873	CORE KNOWLEDGE CHARTER SCHOOL	8TH	0	5	0	2	39	46	7	15.22%
0900	DOUGLAS COUNTY RE 1	1873	CORE KNOWLEDGE CHARTER SCHOOL	SCHOOL T	0	24	3	9	381	417	36	8.63%
0900	DOUGLAS COUNTY RE 1	1899	COPPER MESA ELEMENTARY SCHOOL	HALF DAY	1	11	2	8	96	118	22	18.64%
0900	DOUGLAS COUNTY RE 1	1899	COPPER MESA ELEMENTARY SCHOOL	1ST	2	5	2	5	71	85	14	16.47%

COLORADO DEPARTMENT OF EDUCATION
FALL 2007 PUPIL MEMBERSHIP BY DISTRICT, SCHOOL, GRADE, RACE/ETHNICITY, AND GENDER

District Code	DISTRICT	School Code	SCHOOL	GRADE	AMERICAN INDIAN OR ALASKAN NATIVE	ASIAN OR PACIFIC ISLANDER	BLACK (NOT HISPANIC)	HISPANIC	WHITE (NOT HISPANIC)	Total	Total	
											Minority	% Minority
0900	DOUGLAS COUNTY RE 1	1899	COPPER MESA ELEMENTARY SCHOOL	2ND	0	4	0	6	89	99	10	10.10%
0900	DOUGLAS COUNTY RE 1	1899	COPPER MESA ELEMENTARY SCHOOL	3RD	0	7	2	3	63	75	12	16.00%
0900	DOUGLAS COUNTY RE 1	1899	COPPER MESA ELEMENTARY SCHOOL	4TH	0	2	1	2	57	62	5	8.06%
0900	DOUGLAS COUNTY RE 1	1899	COPPER MESA ELEMENTARY SCHOOL	5TH	0	5	0	3	50	58	8	13.79%
0900	DOUGLAS COUNTY RE 1	1899	COPPER MESA ELEMENTARY SCHOOL	6TH	0	8	2	4	50	64	14	21.88%
0900	DOUGLAS COUNTY RE 1	1899	COPPER MESA ELEMENTARY SCHOOL	SCHOOL T	3	42	9	31	476	561	85	15.15%
0900	DOUGLAS COUNTY RE 1	1925	COUGAR RUN ELEMENTARY SCHOOL	HALF DAY	0	5	1	5	61	72	11	15.28%
0900	DOUGLAS COUNTY RE 1	1925	COUGAR RUN ELEMENTARY SCHOOL	1ST	0	4	2	4	64	74	10	13.51%
0900	DOUGLAS COUNTY RE 1	1925	COUGAR RUN ELEMENTARY SCHOOL	2ND	0	7	1	7	69	84	15	17.86%
0900	DOUGLAS COUNTY RE 1	1925	COUGAR RUN ELEMENTARY SCHOOL	3RD	0	8	4	6	62	80	18	22.50%
0900	DOUGLAS COUNTY RE 1	1925	COUGAR RUN ELEMENTARY SCHOOL	4TH	1	7	2	11	56	77	21	27.27%
0900	DOUGLAS COUNTY RE 1	1925	COUGAR RUN ELEMENTARY SCHOOL	5TH	0	12	1	5	72	90	18	20.00%
0900	DOUGLAS COUNTY RE 1	1925	COUGAR RUN ELEMENTARY SCHOOL	6TH	0	11	1	5	73	90	17	18.89%
0900	DOUGLAS COUNTY RE 1	1925	COUGAR RUN ELEMENTARY SCHOOL	SCHOOL T	1	54	12	43	457	567	110	19.40%
0900	DOUGLAS COUNTY RE 1	1934	COYOTE CREEK ELEMENTARY SCHOOL	HALF DAY	0	1	0	8	46	55	9	16.36%
0900	DOUGLAS COUNTY RE 1	1934	COYOTE CREEK ELEMENTARY SCHOOL	1ST	1	3	1	7	66	78	12	15.38%
0900	DOUGLAS COUNTY RE 1	1934	COYOTE CREEK ELEMENTARY SCHOOL	2ND	1	4	0	7	67	79	12	15.19%
0900	DOUGLAS COUNTY RE 1	1934	COYOTE CREEK ELEMENTARY SCHOOL	3RD	1	3	2	10	62	78	16	20.51%
0900	DOUGLAS COUNTY RE 1	1934	COYOTE CREEK ELEMENTARY SCHOOL	4TH	0	1	3	6	66	76	10	13.16%
0900	DOUGLAS COUNTY RE 1	1934	COYOTE CREEK ELEMENTARY SCHOOL	5TH	1	2	2	4	72	81	9	11.11%
0900	DOUGLAS COUNTY RE 1	1934	COYOTE CREEK ELEMENTARY SCHOOL	6TH	2	0	0	8	72	82	10	12.20%
0900	DOUGLAS COUNTY RE 1	1934	COYOTE CREEK ELEMENTARY SCHOOL	SCHOOL T	6	14	8	50	451	529	78	14.74%
0900	DOUGLAS COUNTY RE 1	2012	CRESTHILL MIDDLE SCHOOL	7TH	1	37	14	47	364	463	99	21.38%
0900	DOUGLAS COUNTY RE 1	2012	CRESTHILL MIDDLE SCHOOL	8TH	2	21	11	35	363	432	69	15.97%
0900	DOUGLAS COUNTY RE 1	2012	CRESTHILL MIDDLE SCHOOL	SCHOOL T	3	58	25	82	727	895	168	18.77%
0900	DOUGLAS COUNTY RE 1	2226	CASTLE ROCK MIDDLE SCHOOL	7TH	5	24	13	81	609	732	123	16.80%
0900	DOUGLAS COUNTY RE 1	2226	CASTLE ROCK MIDDLE SCHOOL	8TH	6	17	10	64	647	744	97	13.04%
0900	DOUGLAS COUNTY RE 1	2226	CASTLE ROCK MIDDLE SCHOOL	SCHOOL T	11	41	23	145	1,256	1,476	220	14.91%
0900	DOUGLAS COUNTY RE 1	2230	DOUGLAS COUNTY HIGH SCHOOL	9TH	5	29	11	44	395	484	89	18.39%
0900	DOUGLAS COUNTY RE 1	2230	DOUGLAS COUNTY HIGH SCHOOL	10TH	1	22	11	19	317	370	53	14.32%
0900	DOUGLAS COUNTY RE 1	2230	DOUGLAS COUNTY HIGH SCHOOL	11TH	8	18	8	34	462	530	68	12.83%
0900	DOUGLAS COUNTY RE 1	2230	DOUGLAS COUNTY HIGH SCHOOL	12TH	3	15	11	43	507	579	72	12.44%
0900	DOUGLAS COUNTY RE 1	2230	DOUGLAS COUNTY HIGH SCHOOL	SCHOOL T	17	84	41	140	1,681	1,963	282	14.37%
0900	DOUGLAS COUNTY RE 1	2232	ROCK RIDGE ELEMENTARY SCHOOL	HALF DAY	1	2	3	10	88	104	16	15.38%
0900	DOUGLAS COUNTY RE 1	2232	ROCK RIDGE ELEMENTARY SCHOOL	1ST	1	4	3	5	96	109	13	11.93%
0900	DOUGLAS COUNTY RE 1	2232	ROCK RIDGE ELEMENTARY SCHOOL	2ND	1	4	2	7	95	109	14	12.84%
0900	DOUGLAS COUNTY RE 1	2232	ROCK RIDGE ELEMENTARY SCHOOL	3RD	0	1	4	11	96	112	16	14.29%
0900	DOUGLAS COUNTY RE 1	2232	ROCK RIDGE ELEMENTARY SCHOOL	4TH	0	1	3	4	74	82	8	9.76%
0900	DOUGLAS COUNTY RE 1	2232	ROCK RIDGE ELEMENTARY SCHOOL	5TH	2	3	4	7	80	96	16	16.67%
0900	DOUGLAS COUNTY RE 1	2232	ROCK RIDGE ELEMENTARY SCHOOL	6TH	2	0	3	8	77	90	13	14.44%
0900	DOUGLAS COUNTY RE 1	2232	ROCK RIDGE ELEMENTARY SCHOOL	SCHOOL T	7	15	22	52	606	702	96	13.68%
0900	DOUGLAS COUNTY RE 1	2233	CHEROKEE TRAIL ELEMENTARY SCHOOL	HALF DAY	0	3	1	5	68	77	9	11.69%
0900	DOUGLAS COUNTY RE 1	2233	CHEROKEE TRAIL ELEMENTARY SCHOOL	1ST	0	5	3	7	76	91	15	16.48%
0900	DOUGLAS COUNTY RE 1	2233	CHEROKEE TRAIL ELEMENTARY SCHOOL	2ND	0	3	4	10	79	96	17	17.71%
0900	DOUGLAS COUNTY RE 1	2233	CHEROKEE TRAIL ELEMENTARY SCHOOL	3RD	3	2	2	8	71	86	15	17.44%
0900	DOUGLAS COUNTY RE 1	2233	CHEROKEE TRAIL ELEMENTARY SCHOOL	4TH	1	3	2	7	89	102	13	12.75%
0900	DOUGLAS COUNTY RE 1	2233	CHEROKEE TRAIL ELEMENTARY SCHOOL	5TH	1	5	6	11	83	106	23	21.70%
0900	DOUGLAS COUNTY RE 1	2233	CHEROKEE TRAIL ELEMENTARY SCHOOL	6TH	0	0	4	9	103	116	13	11.21%
0900	DOUGLAS COUNTY RE 1	2233	CHEROKEE TRAIL ELEMENTARY SCHOOL	SCHOOL T	5	21	22	57	569	674	105	15.58%
0900	DOUGLAS COUNTY RE 1	2234	EAGLE RIDGE ELEMENTARY SCHOOL	HALF DAY	0	0	1	4	61	66	5	7.58%
0900	DOUGLAS COUNTY RE 1	2234	EAGLE RIDGE ELEMENTARY SCHOOL	1ST	1	4	1	2	44	52	8	15.38%
0900	DOUGLAS COUNTY RE 1	2234	EAGLE RIDGE ELEMENTARY SCHOOL	2ND	0	2	3	2	72	79	7	8.86%
0900	DOUGLAS COUNTY RE 1	2234	EAGLE RIDGE ELEMENTARY SCHOOL	3RD	0	1	3	2	70	76	6	7.89%
0900	DOUGLAS COUNTY RE 1	2234	EAGLE RIDGE ELEMENTARY SCHOOL	4TH	1	2	2	1	83	89	6	6.74%
0900	DOUGLAS COUNTY RE 1	2234	EAGLE RIDGE ELEMENTARY SCHOOL	5TH	1	1	1	3	67	73	6	8.22%
0900	DOUGLAS COUNTY RE 1	2234	EAGLE RIDGE ELEMENTARY SCHOOL	6TH	0	3	3	2	75	83	8	9.64%
0900	DOUGLAS COUNTY RE 1	2234	EAGLE RIDGE ELEMENTARY SCHOOL	SCHOOL T	3	13	14	16	472	518	46	8.88%
0900	DOUGLAS COUNTY RE 1	2338	EAGLE ACADEMY	11TH	0	0	2	5	26	33	7	21.21%
0900	DOUGLAS COUNTY RE 1	2338	EAGLE ACADEMY	12TH	0	4	1	8	43	56	13	23.21%
0900	DOUGLAS COUNTY RE 1	2338	EAGLE ACADEMY	SCHOOL T	0	4	3	13	69	89	20	22.47%
0900	DOUGLAS COUNTY RE 1	2656	ELDORADO ELEMENTARY SCHOOL	HALF DAY	2	7	2	7	85	103	18	17.48%
0900	DOUGLAS COUNTY RE 1	2656	ELDORADO ELEMENTARY SCHOOL	1ST	0	8	2	8	80	98	18	18.37%
0900	DOUGLAS COUNTY RE 1	2656	ELDORADO ELEMENTARY SCHOOL	2ND	0	8	3	4	88	103	15	14.56%



COLORADO DEPARTMENT OF EDUCATION
FALL 2007 PUPIL MEMBERSHIP BY DISTRICT, SCHOOL, GRADE, RACE/ETHNICITY, AND GENDER

District Code	DISTRICT	School Code	SCHOOL	GRADE	AMERICAN	ASIAN OR	BLACK (NOT	WHITE (NOT		Total	Total	
					INDIAN OR ALASKAN NATIVE	PACIFIC ISLANDER	HISPANIC)	HISPANIC	HISPANIC)		Minority	% Minority
0900	DOUGLAS COUNTY RE 1	2656	ELDORADO ELEMENTARY SCHOOL	3RD	1	8	2	8	93	112	19	16.96%
0900	DOUGLAS COUNTY RE 1	2656	ELDORADO ELEMENTARY SCHOOL	4TH	1	2	6	12	69	90	21	23.33%
0900	DOUGLAS COUNTY RE 1	2656	ELDORADO ELEMENTARY SCHOOL	5TH	0	3	2	6	71	82	11	13.41%
0900	DOUGLAS COUNTY RE 1	2656	ELDORADO ELEMENTARY SCHOOL	6TH	3	6	4	8	61	82	21	25.61%
0900	DOUGLAS COUNTY RE 1	2656	ELDORADO ELEMENTARY SCHOOL	SCHOOL T	7	42	21	53	547	670	123	18.36%
0900	DOUGLAS COUNTY RE 1	2952	MAMMOTH HEIGHTS ELEMENTARY	HALF DAY	0	0	0	0	77	77	0	0.00%
0900	DOUGLAS COUNTY RE 1	2952	MAMMOTH HEIGHTS ELEMENTARY	1ST	0	1	2	4	50	57	7	12.28%
0900	DOUGLAS COUNTY RE 1	2952	MAMMOTH HEIGHTS ELEMENTARY	2ND	0	5	3	4	49	61	12	19.67%
0900	DOUGLAS COUNTY RE 1	2952	MAMMOTH HEIGHTS ELEMENTARY	3RD	0	1	5	6	39	51	12	23.53%
0900	DOUGLAS COUNTY RE 1	2952	MAMMOTH HEIGHTS ELEMENTARY	4TH	0	2	4	3	41	50	9	18.00%
0900	DOUGLAS COUNTY RE 1	2952	MAMMOTH HEIGHTS ELEMENTARY	5TH	0	3	0	5	36	44	8	18.18%
0900	DOUGLAS COUNTY RE 1	2952	MAMMOTH HEIGHTS ELEMENTARY	6TH	0	2	3	4	36	45	9	20.00%
0900	DOUGLAS COUNTY RE 1	2952	MAMMOTH HEIGHTS ELEMENTARY	SCHOOL T	0	14	17	26	328	385	57	14.81%
0900	DOUGLAS COUNTY RE 1	2953	STONE MOUNTAIN ELEMENTARY	HALF DAY	0	1	0	3	35	39	4	10.26%
0900	DOUGLAS COUNTY RE 1	2953	STONE MOUNTAIN ELEMENTARY	1ST	0	4	0	1	29	34	5	14.71%
0900	DOUGLAS COUNTY RE 1	2953	STONE MOUNTAIN ELEMENTARY	2ND	0	0	0	2	35	37	2	5.41%
0900	DOUGLAS COUNTY RE 1	2953	STONE MOUNTAIN ELEMENTARY	3RD	0	1	0	2	37	40	3	7.50%
0900	DOUGLAS COUNTY RE 1	2953	STONE MOUNTAIN ELEMENTARY	4TH	0	0	0	3	46	49	3	6.12%
0900	DOUGLAS COUNTY RE 1	2953	STONE MOUNTAIN ELEMENTARY	5TH	0	3	0	4	37	44	7	15.91%
0900	DOUGLAS COUNTY RE 1	2953	STONE MOUNTAIN ELEMENTARY	6TH	0	1	1	1	33	36	3	8.33%
0900	DOUGLAS COUNTY RE 1	2953	STONE MOUNTAIN ELEMENTARY	SCHOOL T	0	10	1	16	252	279	27	9.68%
0900	DOUGLAS COUNTY RE 1	2954	ROXBOROUGH INTERMEDIATE	3RD	0	3	3	7	95	108	13	12.04%
0900	DOUGLAS COUNTY RE 1	2954	ROXBOROUGH INTERMEDIATE	4TH	1	3	3	8	100	115	15	13.04%
0900	DOUGLAS COUNTY RE 1	2954	ROXBOROUGH INTERMEDIATE	5TH	0	2	0	14	110	126	16	12.70%
0900	DOUGLAS COUNTY RE 1	2954	ROXBOROUGH INTERMEDIATE	6TH	2	3	4	9	87	105	18	17.14%
0900	DOUGLAS COUNTY RE 1	2954	ROXBOROUGH INTERMEDIATE	SCHOOL T	3	11	10	38	392	454	62	13.66%
0900	DOUGLAS COUNTY RE 1	2965	FLAGSTONE ELEMENTARY SCHOOL	HALF DAY	0	1	1	13	98	113	15	13.27%
0900	DOUGLAS COUNTY RE 1	2965	FLAGSTONE ELEMENTARY SCHOOL	1ST	1	1	1	7	106	116	10	8.62%
0900	DOUGLAS COUNTY RE 1	2965	FLAGSTONE ELEMENTARY SCHOOL	2ND	1	2	1	13	111	128	17	13.28%
0900	DOUGLAS COUNTY RE 1	2965	FLAGSTONE ELEMENTARY SCHOOL	3RD	1	0	0	11	79	91	12	13.19%
0900	DOUGLAS COUNTY RE 1	2965	FLAGSTONE ELEMENTARY SCHOOL	4TH	3	1	2	10	93	109	16	14.68%
0900	DOUGLAS COUNTY RE 1	2965	FLAGSTONE ELEMENTARY SCHOOL	5TH	4	1	2	4	65	76	11	14.47%
0900	DOUGLAS COUNTY RE 1	2965	FLAGSTONE ELEMENTARY SCHOOL	6TH	0	2	0	4	58	64	6	9.38%
0900	DOUGLAS COUNTY RE 1	2965	FLAGSTONE ELEMENTARY SCHOOL	SCHOOL T	10	8	7	62	610	697	87	12.48%
0900	DOUGLAS COUNTY RE 1	3138	FOX CREEK ELEMENTARY SCHOOL	HALF DAY	0	4	1	3	67	75	8	10.67%
0900	DOUGLAS COUNTY RE 1	3138	FOX CREEK ELEMENTARY SCHOOL	1ST	0	3	1	6	63	73	10	13.70%
0900	DOUGLAS COUNTY RE 1	3138	FOX CREEK ELEMENTARY SCHOOL	2ND	0	2	4	6	81	93	12	12.90%
0900	DOUGLAS COUNTY RE 1	3138	FOX CREEK ELEMENTARY SCHOOL	3RD	0	4	4	1	73	82	9	10.98%
0900	DOUGLAS COUNTY RE 1	3138	FOX CREEK ELEMENTARY SCHOOL	4TH	0	5	2	7	73	87	14	16.09%
0900	DOUGLAS COUNTY RE 1	3138	FOX CREEK ELEMENTARY SCHOOL	5TH	0	1	3	8	68	80	12	15.00%
0900	DOUGLAS COUNTY RE 1	3138	FOX CREEK ELEMENTARY SCHOOL	6TH	0	10	4	6	80	100	20	20.00%
0900	DOUGLAS COUNTY RE 1	3138	FOX CREEK ELEMENTARY SCHOOL	SCHOOL T	0	29	19	37	505	590	85	14.41%
0900	DOUGLAS COUNTY RE 1	3172	FRANKTOWN ELEMENTARY SCHOOL	HALF DAY	1	2	0	0	34	37	3	8.11%
0900	DOUGLAS COUNTY RE 1	3172	FRANKTOWN ELEMENTARY SCHOOL	1ST	1	0	0	5	36	42	6	14.29%
0900	DOUGLAS COUNTY RE 1	3172	FRANKTOWN ELEMENTARY SCHOOL	2ND	0	1	2	4	40	47	7	14.89%
0900	DOUGLAS COUNTY RE 1	3172	FRANKTOWN ELEMENTARY SCHOOL	3RD	1	2	1	1	39	44	5	11.36%
0900	DOUGLAS COUNTY RE 1	3172	FRANKTOWN ELEMENTARY SCHOOL	4TH	1	1	1	2	39	44	5	11.36%
0900	DOUGLAS COUNTY RE 1	3172	FRANKTOWN ELEMENTARY SCHOOL	5TH	0	1	1	1	42	45	3	6.67%
0900	DOUGLAS COUNTY RE 1	3172	FRANKTOWN ELEMENTARY SCHOOL	6TH	0	0	2	3	40	45	5	11.11%
0900	DOUGLAS COUNTY RE 1	3172	FRANKTOWN ELEMENTARY SCHOOL	SCHOOL T	4	7	7	16	270	304	34	11.18%
0900	DOUGLAS COUNTY RE 1	3241	FRONTIER VALLEY ELEMENTARY SCHOOL	HALF DAY	1	6	2	6	100	115	15	13.04%
0900	DOUGLAS COUNTY RE 1	3241	FRONTIER VALLEY ELEMENTARY SCHOOL	1ST	0	6	1	5	118	130	12	9.23%
0900	DOUGLAS COUNTY RE 1	3241	FRONTIER VALLEY ELEMENTARY SCHOOL	2ND	0	2	3	5	99	109	10	9.17%
0900	DOUGLAS COUNTY RE 1	3241	FRONTIER VALLEY ELEMENTARY SCHOOL	3RD	1	3	2	7	111	124	13	10.48%
0900	DOUGLAS COUNTY RE 1	3241	FRONTIER VALLEY ELEMENTARY SCHOOL	4TH	0	3	2	7	85	97	12	12.37%
0900	DOUGLAS COUNTY RE 1	3241	FRONTIER VALLEY ELEMENTARY SCHOOL	5TH	0	3	2	6	87	98	11	11.22%
0900	DOUGLAS COUNTY RE 1	3241	FRONTIER VALLEY ELEMENTARY SCHOOL	6TH	1	4	2	2	79	88	9	10.23%
0900	DOUGLAS COUNTY RE 1	3241	FRONTIER VALLEY ELEMENTARY SCHOOL	SCHOOL T	3	27	14	38	679	761	82	10.78%
0900	DOUGLAS COUNTY RE 1	3928	HERITAGE ELEMENTARY SCHOOL	HALF DAY	1	8	2	5	87	103	16	15.53%
0900	DOUGLAS COUNTY RE 1	3928	HERITAGE ELEMENTARY SCHOOL	1ST	0	8	1	4	92	105	13	12.38%
0900	DOUGLAS COUNTY RE 1	3928	HERITAGE ELEMENTARY SCHOOL	2ND	0	12	3	4	89	108	19	17.59%
0900	DOUGLAS COUNTY RE 1	3928	HERITAGE ELEMENTARY SCHOOL	3RD	0	7	3	4	74	88	14	15.91%
0900	DOUGLAS COUNTY RE 1	3928	HERITAGE ELEMENTARY SCHOOL	4TH	0	7	2	7	77	93	16	17.20%




COLORADO DEPARTMENT OF EDUCATION
FALL 2007 PUPIL MEMBERSHIP BY DISTRICT, SCHOOL, GRADE, RACE/ETHNICITY, AND GENDER

District Code	DISTRICT	School Code	SCHOOL	GRADE	AMERICAN INDIAN OR ALASKAN NATIVE	ASIAN OR PACIFIC ISLANDER	BLACK (NOT HISPANIC)	HISPANIC	WHITE (NOT HISPANIC)	Total	Total	
											Minority	% Minority
0900	DOUGLAS COUNTY RE 1	3928	HERITAGE ELEMENTARY SCHOOL	5TH	0	4	1	7	57	69	12	17.39%
0900	DOUGLAS COUNTY RE 1	3928	HERITAGE ELEMENTARY SCHOOL	6TH	0	3	0	7	65	75	10	13.33%
0900	DOUGLAS COUNTY RE 1	3928	HERITAGE ELEMENTARY SCHOOL	SCHOOL T	1	49	12	38	541	641	100	15.60%
0900	DOUGLAS COUNTY RE 1	3980	HIGHLANDS RANCH HIGH SCHOOL	9TH	5	22	23	44	383	477	94	19.71%
0900	DOUGLAS COUNTY RE 1	3980	HIGHLANDS RANCH HIGH SCHOOL	10TH	1	26	12	45	315	399	84	21.05%
0900	DOUGLAS COUNTY RE 1	3980	HIGHLANDS RANCH HIGH SCHOOL	11TH	5	38	23	37	339	442	103	23.30%
0900	DOUGLAS COUNTY RE 1	3980	HIGHLANDS RANCH HIGH SCHOOL	12TH	1	28	7	34	292	362	70	19.34%
0900	DOUGLAS COUNTY RE 1	3980	HIGHLANDS RANCH HIGH SCHOOL	SCHOOL T	12	114	65	160	1,329	1,680	351	20.89%
0900	DOUGLAS COUNTY RE 1	4292	IRON HORSE ELEMENTARY SCHOOL	HALF DAY	1	2	4	6	74	87	13	14.94%
0900	DOUGLAS COUNTY RE 1	4292	IRON HORSE ELEMENTARY SCHOOL	1ST	1	2	5	7	69	84	15	17.86%
0900	DOUGLAS COUNTY RE 1	4292	IRON HORSE ELEMENTARY SCHOOL	2ND	0	3	1	6	82	92	10	10.87%
0900	DOUGLAS COUNTY RE 1	4292	IRON HORSE ELEMENTARY SCHOOL	3RD	0	2	3	9	81	95	14	14.74%
0900	DOUGLAS COUNTY RE 1	4292	IRON HORSE ELEMENTARY SCHOOL	4TH	0	1	2	8	95	106	11	10.38%
0900	DOUGLAS COUNTY RE 1	4292	IRON HORSE ELEMENTARY SCHOOL	5TH	1	2	1	10	87	101	14	13.86%
0900	DOUGLAS COUNTY RE 1	4292	IRON HORSE ELEMENTARY SCHOOL	6TH	1	6	3	2	78	90	12	13.33%
0900	DOUGLAS COUNTY RE 1	4292	IRON HORSE ELEMENTARY SCHOOL	SCHOOL T	4	18	19	48	566	655	89	13.59%
0900	DOUGLAS COUNTY RE 1	4980	LARKSPUR ELEMENTARY SCHOOL	HALF DAY	0	4	0	3	31	38	7	18.42%
0900	DOUGLAS COUNTY RE 1	4980	LARKSPUR ELEMENTARY SCHOOL	1ST	0	2	0	3	36	41	5	12.20%
0900	DOUGLAS COUNTY RE 1	4980	LARKSPUR ELEMENTARY SCHOOL	2ND	0	2	0	3	44	49	5	10.20%
0900	DOUGLAS COUNTY RE 1	4980	LARKSPUR ELEMENTARY SCHOOL	3RD	1	1	0	6	46	54	8	14.81%
0900	DOUGLAS COUNTY RE 1	4980	LARKSPUR ELEMENTARY SCHOOL	4TH	0	1	0	5	51	57	6	10.53%
0900	DOUGLAS COUNTY RE 1	4980	LARKSPUR ELEMENTARY SCHOOL	5TH	0	1	0	3	53	57	4	7.02%
0900	DOUGLAS COUNTY RE 1	4980	LARKSPUR ELEMENTARY SCHOOL	6TH	0	1	0	6	55	62	7	11.29%
0900	DOUGLAS COUNTY RE 1	4980	LARKSPUR ELEMENTARY SCHOOL	SCHOOL T	1	12	0	29	316	358	42	11.73%
0900	DOUGLAS COUNTY RE 1	5045	LEGACY POINT ELEMENTARY SCHOOL	HALF DAY	1	4	3	5	79	92	13	14.13%
0900	DOUGLAS COUNTY RE 1	5045	LEGACY POINT ELEMENTARY SCHOOL	1ST	0	1	2	6	78	87	9	10.34%
0900	DOUGLAS COUNTY RE 1	5045	LEGACY POINT ELEMENTARY SCHOOL	2ND	1	2	1	12	70	86	16	18.60%
0900	DOUGLAS COUNTY RE 1	5045	LEGACY POINT ELEMENTARY SCHOOL	3RD	0	3	3	9	73	88	15	17.05%
0900	DOUGLAS COUNTY RE 1	5045	LEGACY POINT ELEMENTARY SCHOOL	4TH	1	2	5	9	63	80	17	21.25%
0900	DOUGLAS COUNTY RE 1	5045	LEGACY POINT ELEMENTARY SCHOOL	5TH	1	2	3	8	70	84	14	16.67%
0900	DOUGLAS COUNTY RE 1	5045	LEGACY POINT ELEMENTARY SCHOOL	6TH	0	0	2	4	53	59	6	10.17%
0900	DOUGLAS COUNTY RE 1	5045	LEGACY POINT ELEMENTARY SCHOOL	SCHOOL T	4	14	19	53	486	576	90	15.63%
0900	DOUGLAS COUNTY RE 1	5745	MEADOW VIEW ELEMENTARY SCHOOL	HALF DAY	0	4	1	4	89	98	9	9.18%
0900	DOUGLAS COUNTY RE 1	5745	MEADOW VIEW ELEMENTARY SCHOOL	1ST	0	2	2	3	88	95	7	7.37%
0900	DOUGLAS COUNTY RE 1	5745	MEADOW VIEW ELEMENTARY SCHOOL	2ND	0	1	1	5	101	108	7	6.48%
0900	DOUGLAS COUNTY RE 1	5745	MEADOW VIEW ELEMENTARY SCHOOL	3RD	0	1	2	3	85	91	6	6.59%
0900	DOUGLAS COUNTY RE 1	5745	MEADOW VIEW ELEMENTARY SCHOOL	4TH	0	0	1	4	84	89	5	5.62%
0900	DOUGLAS COUNTY RE 1	5745	MEADOW VIEW ELEMENTARY SCHOOL	5TH	0	1	0	8	104	113	9	7.96%
0900	DOUGLAS COUNTY RE 1	5745	MEADOW VIEW ELEMENTARY SCHOOL	6TH	0	2	2	9	76	89	13	14.61%
0900	DOUGLAS COUNTY RE 1	5745	MEADOW VIEW ELEMENTARY SCHOOL	SCHOOL T	0	11	9	36	627	683	56	8.20%
0900	DOUGLAS COUNTY RE 1	5843	LONE TREE ELEMENTARY	HALF DAY	0	9	1	3	76	89	13	14.61%
0900	DOUGLAS COUNTY RE 1	5843	LONE TREE ELEMENTARY	1ST	1	3	2	7	76	89	13	14.61%
0900	DOUGLAS COUNTY RE 1	5843	LONE TREE ELEMENTARY	2ND	0	8	3	2	50	63	13	20.63%
0900	DOUGLAS COUNTY RE 1	5843	LONE TREE ELEMENTARY	3RD	0	2	1	1	40	44	4	9.09%
0900	DOUGLAS COUNTY RE 1	5843	LONE TREE ELEMENTARY	4TH	1	4	0	1	45	51	6	11.76%
0900	DOUGLAS COUNTY RE 1	5843	LONE TREE ELEMENTARY	5TH	0	6	1	1	44	52	8	15.38%
0900	DOUGLAS COUNTY RE 1	5843	LONE TREE ELEMENTARY	6TH	1	0	1	1	20	23	3	13.04%
0900	DOUGLAS COUNTY RE 1	5843	LONE TREE ELEMENTARY	SCHOOL T	3	32	9	16	351	411	60	14.60%
0900	DOUGLAS COUNTY RE 1	5997	D C S MONTESSORI CHARTER SCHOOL	PK	1	6	1	1	111	120	9	7.50%
0900	DOUGLAS COUNTY RE 1	5997	D C S MONTESSORI CHARTER SCHOOL	HALF DAY	0	11	0	4	57	72	15	20.83%
0900	DOUGLAS COUNTY RE 1	5997	D C S MONTESSORI CHARTER SCHOOL	1ST	0	2	1	2	63	68	5	7.35%
0900	DOUGLAS COUNTY RE 1	5997	D C S MONTESSORI CHARTER SCHOOL	2ND	0	0	1	3	50	54	4	7.41%
0900	DOUGLAS COUNTY RE 1	5997	D C S MONTESSORI CHARTER SCHOOL	3RD	1	3	1	1	42	48	6	12.50%
0900	DOUGLAS COUNTY RE 1	5997	D C S MONTESSORI CHARTER SCHOOL	4TH	0	1	1	0	39	41	2	4.88%
0900	DOUGLAS COUNTY RE 1	5997	D C S MONTESSORI CHARTER SCHOOL	5TH	0	0	3	1	31	35	4	11.43%
0900	DOUGLAS COUNTY RE 1	5997	D C S MONTESSORI CHARTER SCHOOL	6TH	0	1	0	1	20	22	2	9.09%
0900	DOUGLAS COUNTY RE 1	5997	D C S MONTESSORI CHARTER SCHOOL	SCHOOL T	2	24	8	13	413	460	47	10.22%
0900	DOUGLAS COUNTY RE 1	6152	MOUNTAIN VIEW ELEMENTARY SCHOOL	HALF DAY	1	7	1	8	124	141	17	12.06%
0900	DOUGLAS COUNTY RE 1	6152	MOUNTAIN VIEW ELEMENTARY SCHOOL	1ST	1	3	4	11	129	148	19	12.84%
0900	DOUGLAS COUNTY RE 1	6152	MOUNTAIN VIEW ELEMENTARY SCHOOL	2ND	2	8	2	18	161	191	30	15.71%
0900	DOUGLAS COUNTY RE 1	6152	MOUNTAIN VIEW ELEMENTARY SCHOOL	3RD	0	2	0	18	142	162	20	12.35%
0900	DOUGLAS COUNTY RE 1	6152	MOUNTAIN VIEW ELEMENTARY SCHOOL	SCHOOL T	4	20	7	55	556	642	86	13.40%
0900	DOUGLAS COUNTY RE 1	6164	MOUNTAIN RIDGE MIDDLE SCHOOL	7TH	3	35	13	32	465	548	83	15.15%



COLORADO DEPARTMENT OF EDUCATION
FALL 2007 PUPIL MEMBERSHIP BY DISTRICT, SCHOOL, GRADE, RACE/ETHNICITY, AND GENDER

District Code	DISTRICT	School Code	SCHOOL	GRADE	AMERICAN INDIAN OR ALASKAN NATIVE	ASIAN OR PACIFIC ISLANDER	BLACK (NOT HISPANIC)	HISPANIC	WHITE (NOT HISPANIC)	Total	Total	
											Minority	% Minority
0900	DOUGLAS COUNTY RE 1	6164	MOUNTAIN RIDGE MIDDLE SCHOOL	8TH	3	33	12	41	391	480	89	18.54%
0900	DOUGLAS COUNTY RE 1	6164	MOUNTAIN RIDGE MIDDLE SCHOOL	SCHOOL T	6	68	25	73	856	1,028	172	16.73%
0900	DOUGLAS COUNTY RE 1	6165	MOUNTAIN VISTA HIGH SCHOOL	9TH	4	22	13	29	439	507	68	13.41%
0900	DOUGLAS COUNTY RE 1	6165	MOUNTAIN VISTA HIGH SCHOOL	10TH	1	24	10	33	462	530	68	12.83%
0900	DOUGLAS COUNTY RE 1	6165	MOUNTAIN VISTA HIGH SCHOOL	11TH	1	23	13	43	406	486	80	16.46%
0900	DOUGLAS COUNTY RE 1	6165	MOUNTAIN VISTA HIGH SCHOOL	12TH	1	11	6	26	401	445	44	9.89%
0900	DOUGLAS COUNTY RE 1	6165	MOUNTAIN VISTA HIGH SCHOOL	SCHOOL T	7	80	42	131	1,708	1,968	260	13.21%
0900	DOUGLAS COUNTY RE 1	6396	NORTHEAST ELEMENTARY SCHOOL	4TH	2	5	5	13	161	186	25	13.44%
0900	DOUGLAS COUNTY RE 1	6396	NORTHEAST ELEMENTARY SCHOOL	5TH	0	10	4	8	147	169	22	13.02%
0900	DOUGLAS COUNTY RE 1	6396	NORTHEAST ELEMENTARY SCHOOL	6TH	2	5	4	16	177	204	27	13.24%
0900	DOUGLAS COUNTY RE 1	6396	NORTHEAST ELEMENTARY SCHOOL	SCHOOL T	4	20	13	37	485	559	74	13.24%
0900	DOUGLAS COUNTY RE 1	6406	NORTHBRIDGE ELEMENTARY SCHOOL	HALF DAY	0	5	1	9	78	93	15	16.13%
0900	DOUGLAS COUNTY RE 1	6406	NORTHBRIDGE ELEMENTARY SCHOOL	1ST	0	10	1	13	73	97	24	24.74%
0900	DOUGLAS COUNTY RE 1	6406	NORTHBRIDGE ELEMENTARY SCHOOL	2ND	1	15	0	11	72	99	27	27.27%
0900	DOUGLAS COUNTY RE 1	6406	NORTHBRIDGE ELEMENTARY SCHOOL	3RD	0	8	1	7	76	92	16	17.39%
0900	DOUGLAS COUNTY RE 1	6406	NORTHBRIDGE ELEMENTARY SCHOOL	4TH	1	15	4	8	86	114	28	24.56%
0900	DOUGLAS COUNTY RE 1	6406	NORTHBRIDGE ELEMENTARY SCHOOL	5TH	0	8	2	11	74	95	21	22.11%
0900	DOUGLAS COUNTY RE 1	6406	NORTHBRIDGE ELEMENTARY SCHOOL	6TH	0	9	3	11	71	94	23	24.47%
0900	DOUGLAS COUNTY RE 1	6406	NORTHBRIDGE ELEMENTARY SCHOOL	SCHOOL T	2	70	12	70	530	684	154	22.51%
0900	DOUGLAS COUNTY RE 1	6772	SAGEWOOD MIDDLE SCHOOL	7TH	2	18	10	36	514	580	66	11.38%
0900	DOUGLAS COUNTY RE 1	6772	SAGEWOOD MIDDLE SCHOOL	8TH	2	10	8	32	486	538	52	9.67%
0900	DOUGLAS COUNTY RE 1	6772	SAGEWOOD MIDDLE SCHOOL	SCHOOL T	4	28	18	68	1,000	1,118	118	10.55%
0900	DOUGLAS COUNTY RE 1	6773	SIERRA MIDDLE SCHOOL	7TH	4	29	17	51	544	645	101	15.66%
0900	DOUGLAS COUNTY RE 1	6773	SIERRA MIDDLE SCHOOL	8TH	5	23	15	56	497	596	99	16.61%
0900	DOUGLAS COUNTY RE 1	6773	SIERRA MIDDLE SCHOOL	SCHOOL T	9	52	32	107	1,041	1,241	200	16.12%
0900	DOUGLAS COUNTY RE 1	6938	PINE GROVE ELEMENTARY SCHOOL	HALF DAY	0	2	0	3	67	72	5	6.94%
0900	DOUGLAS COUNTY RE 1	6938	PINE GROVE ELEMENTARY SCHOOL	1ST	0	5	0	6	62	73	11	15.07%
0900	DOUGLAS COUNTY RE 1	6938	PINE GROVE ELEMENTARY SCHOOL	2ND	0	3	1	6	87	97	10	10.31%
0900	DOUGLAS COUNTY RE 1	6938	PINE GROVE ELEMENTARY SCHOOL	3RD	0	2	0	3	72	77	5	6.49%
0900	DOUGLAS COUNTY RE 1	6938	PINE GROVE ELEMENTARY SCHOOL	4TH	0	4	0	6	91	101	10	9.90%
0900	DOUGLAS COUNTY RE 1	6938	PINE GROVE ELEMENTARY SCHOOL	5TH	1	8	0	5	90	104	14	13.46%
0900	DOUGLAS COUNTY RE 1	6938	PINE GROVE ELEMENTARY SCHOOL	6TH	0	1	0	4	82	87	5	5.75%
0900	DOUGLAS COUNTY RE 1	6938	PINE GROVE ELEMENTARY SCHOOL	SCHOOL T	1	25	1	33	551	611	60	9.82%
0900	DOUGLAS COUNTY RE 1	6940	PINE LANE INTERMEDIATE SCHOOL	4TH	0	13	6	19	114	152	38	25.00%
0900	DOUGLAS COUNTY RE 1	6940	PINE LANE INTERMEDIATE SCHOOL	5TH	2	9	6	19	145	181	36	19.89%
0900	DOUGLAS COUNTY RE 1	6940	PINE LANE INTERMEDIATE SCHOOL	6TH	0	4	6	18	141	169	28	16.57%
0900	DOUGLAS COUNTY RE 1	6940	PINE LANE INTERMEDIATE SCHOOL	SCHOOL T	2	26	18	56	400	502	102	20.32%
0900	DOUGLAS COUNTY RE 1	6944	PINE LANE PRIMARY SCHOOL	HALF DAY	3	8	6	25	125	167	42	25.15%
0900	DOUGLAS COUNTY RE 1	6944	PINE LANE PRIMARY SCHOOL	1ST	2	6	3	21	137	169	32	18.93%
0900	DOUGLAS COUNTY RE 1	6944	PINE LANE PRIMARY SCHOOL	2ND	3	9	4	24	122	162	40	24.69%
0900	DOUGLAS COUNTY RE 1	6944	PINE LANE PRIMARY SCHOOL	3RD	1	7	8	34	137	187	50	26.74%
0900	DOUGLAS COUNTY RE 1	6944	PINE LANE PRIMARY SCHOOL	SCHOOL T	9	30	21	104	521	685	164	23.94%
0900	DOUGLAS COUNTY RE 1	6961	PIONEER ELEMENTARY SCHOOL	HALF DAY	1	1	1	8	73	84	11	13.10%
0900	DOUGLAS COUNTY RE 1	6961	PIONEER ELEMENTARY SCHOOL	1ST	1	3	0	10	91	105	14	13.33%
0900	DOUGLAS COUNTY RE 1	6961	PIONEER ELEMENTARY SCHOOL	2ND	1	5	5	8	90	109	19	17.43%
0900	DOUGLAS COUNTY RE 1	6961	PIONEER ELEMENTARY SCHOOL	3RD	1	2	2	8	87	100	13	13.00%
0900	DOUGLAS COUNTY RE 1	6961	PIONEER ELEMENTARY SCHOOL	4TH	3	1	3	8	99	114	15	13.16%
0900	DOUGLAS COUNTY RE 1	6961	PIONEER ELEMENTARY SCHOOL	5TH	2	3	1	11	80	97	17	17.53%
0900	DOUGLAS COUNTY RE 1	6961	PIONEER ELEMENTARY SCHOOL	6TH	3	4	2	6	84	99	15	15.15%
0900	DOUGLAS COUNTY RE 1	6961	PIONEER ELEMENTARY SCHOOL	SCHOOL T	12	19	14	59	604	708	104	14.69%
0900	DOUGLAS COUNTY RE 1	7047	PLATTE RIVER CHARTER ACADEMY	HALF DAY	0	9	2	1	44	56	12	21.43%
0900	DOUGLAS COUNTY RE 1	7047	PLATTE RIVER CHARTER ACADEMY	1ST	0	0	0	1	53	54	1	1.85%
0900	DOUGLAS COUNTY RE 1	7047	PLATTE RIVER CHARTER ACADEMY	2ND	0	5	0	2	48	55	7	12.73%
0900	DOUGLAS COUNTY RE 1	7047	PLATTE RIVER CHARTER ACADEMY	3RD	0	8	2	2	43	55	12	21.82%
0900	DOUGLAS COUNTY RE 1	7047	PLATTE RIVER CHARTER ACADEMY	4TH	0	3	2	1	48	54	6	11.11%
0900	DOUGLAS COUNTY RE 1	7047	PLATTE RIVER CHARTER ACADEMY	5TH	0	6	1	3	70	80	10	12.50%
0900	DOUGLAS COUNTY RE 1	7047	PLATTE RIVER CHARTER ACADEMY	6TH	0	5	0	0	49	54	5	9.26%
0900	DOUGLAS COUNTY RE 1	7047	PLATTE RIVER CHARTER ACADEMY	7TH	0	1	0	4	45	50	5	10.00%
0900	DOUGLAS COUNTY RE 1	7047	PLATTE RIVER CHARTER ACADEMY	8TH	0	1	1	2	45	49	4	8.16%
0900	DOUGLAS COUNTY RE 1	7047	PLATTE RIVER CHARTER ACADEMY	SCHOOL T	0	38	8	16	445	507	62	12.23%
0900	DOUGLAS COUNTY RE 1	7091	PLUM CREEK ACADEMY	7TH	0	0	0	1	2	3	1	33.33%
0900	DOUGLAS COUNTY RE 1	7091	PLUM CREEK ACADEMY	8TH	0	0	2	0	5	7	2	28.57%
0900	DOUGLAS COUNTY RE 1	7091	PLUM CREEK ACADEMY	9TH	0	0	1	0	4	5	1	20.00%




COLORADO DEPARTMENT OF EDUCATION
FALL 2007 PUPIL MEMBERSHIP BY DISTRICT, SCHOOL, GRADE, RACE/ETHNICITY, AND GENDER

District Code	DISTRICT	School Code	SCHOOL	GRADE	AMERICAN	ASIAN OR	BLACK (NOT	WHITE (NOT		Total	Total	
					INDIAN OR ALASKAN NATIVE	PACIFIC ISLANDER	HISPANIC)	HISPANIC	HISPANIC)		Minority	% Minority
0900	DOUGLAS COUNTY RE 1	7091	PLUM CREEK ACADEMY	10TH	0	1	0	0	5	6	1	16.67%
0900	DOUGLAS COUNTY RE 1	7091	PLUM CREEK ACADEMY	11TH	0	1	0	0	6	7	1	14.29%
0900	DOUGLAS COUNTY RE 1	7091	PLUM CREEK ACADEMY	12TH	0	0	0	0	3	3	0	0.00%
0900	DOUGLAS COUNTY RE 1	7091	PLUM CREEK ACADEMY	SCHOOL T	0	2	3	1	25	31	6	19.35%
0900	DOUGLAS COUNTY RE 1	7096	ROXBOROUGH ELEMENTARY SCHOOL	HALF DAY	0	3	2	14	109	128	19	14.84%
0900	DOUGLAS COUNTY RE 1	7096	ROXBOROUGH ELEMENTARY SCHOOL	1ST	1	1	1	7	121	131	10	7.63%
0900	DOUGLAS COUNTY RE 1	7096	ROXBOROUGH ELEMENTARY SCHOOL	2ND	0	4	3	9	112	128	16	12.50%
0900	DOUGLAS COUNTY RE 1	7096	ROXBOROUGH ELEMENTARY SCHOOL	SCHOOL T	1	8	6	30	342	387	45	11.63%
0900	DOUGLAS COUNTY RE 1	7118	PONDEROSA HIGH SCHOOL	9TH	2	14	9	32	468	525	57	10.86%
0900	DOUGLAS COUNTY RE 1	7118	PONDEROSA HIGH SCHOOL	10TH	3	15	9	26	500	553	53	9.58%
0900	DOUGLAS COUNTY RE 1	7118	PONDEROSA HIGH SCHOOL	11TH	0	10	9	28	470	517	47	9.09%
0900	DOUGLAS COUNTY RE 1	7118	PONDEROSA HIGH SCHOOL	12TH	3	12	3	22	389	429	40	9.32%
0900	DOUGLAS COUNTY RE 1	7118	PONDEROSA HIGH SCHOOL	SCHOOL T	8	51	30	108	1,827	2,024	197	9.73%
0900	DOUGLAS COUNTY RE 1	7134	PRAIRIE CROSSING ELEMENTARY SCHOOL	HALF DAY	0	7	1	4	115	127	12	9.45%
0900	DOUGLAS COUNTY RE 1	7134	PRAIRIE CROSSING ELEMENTARY SCHOOL	1ST	2	3	3	10	124	142	18	12.68%
0900	DOUGLAS COUNTY RE 1	7134	PRAIRIE CROSSING ELEMENTARY SCHOOL	2ND	0	8	3	15	132	158	26	16.46%
0900	DOUGLAS COUNTY RE 1	7134	PRAIRIE CROSSING ELEMENTARY SCHOOL	3RD	0	6	2	11	91	110	19	17.27%
0900	DOUGLAS COUNTY RE 1	7134	PRAIRIE CROSSING ELEMENTARY SCHOOL	4TH	0	4	5	8	82	99	17	17.17%
0900	DOUGLAS COUNTY RE 1	7134	PRAIRIE CROSSING ELEMENTARY SCHOOL	5TH	0	6	2	6	96	110	14	12.73%
0900	DOUGLAS COUNTY RE 1	7134	PRAIRIE CROSSING ELEMENTARY SCHOOL	6TH	0	2	3	13	78	96	18	18.75%
0900	DOUGLAS COUNTY RE 1	7134	PRAIRIE CROSSING ELEMENTARY SCHOOL	SCHOOL T	2	36	19	67	718	842	124	14.73%
0900	DOUGLAS COUNTY RE 1	7245	RANCH VIEW MIDDLE SCHOOL	7TH	2	18	9	42	450	521	71	13.63%
0900	DOUGLAS COUNTY RE 1	7245	RANCH VIEW MIDDLE SCHOOL	8TH	3	16	13	40	382	454	72	15.86%
0900	DOUGLAS COUNTY RE 1	7245	RANCH VIEW MIDDLE SCHOOL	SCHOOL T	5	34	22	82	832	975	143	14.67%
0900	DOUGLAS COUNTY RE 1	7297	REDSTONE ELEMENTARY SCHOOL	HALF DAY	1	9	1	5	113	129	16	12.40%
0900	DOUGLAS COUNTY RE 1	7297	REDSTONE ELEMENTARY SCHOOL	1ST	0	15	2	10	82	109	27	24.77%
0900	DOUGLAS COUNTY RE 1	7297	REDSTONE ELEMENTARY SCHOOL	2ND	0	11	1	6	102	120	18	15.00%
0900	DOUGLAS COUNTY RE 1	7297	REDSTONE ELEMENTARY SCHOOL	3RD	0	8	1	7	102	118	16	13.56%
0900	DOUGLAS COUNTY RE 1	7297	REDSTONE ELEMENTARY SCHOOL	4TH	0	4	2	8	72	86	14	16.28%
0900	DOUGLAS COUNTY RE 1	7297	REDSTONE ELEMENTARY SCHOOL	5TH	0	5	1	2	61	69	8	11.59%
0900	DOUGLAS COUNTY RE 1	7297	REDSTONE ELEMENTARY SCHOOL	SCHOOL T	1	52	8	38	532	631	99	15.69%
0900	DOUGLAS COUNTY RE 1	7319	RENAISSANCE EXPEDITION LEARN OUTWARD BOUND SCHOOL	HALF DAY	0	3	0	1	38	42	4	9.52%
0900	DOUGLAS COUNTY RE 1	7319	RENAISSANCE EXPEDITION LEARN OUTWARD BOUND SCHOOL	1ST	0	1	0	1	41	43	2	4.65%
0900	DOUGLAS COUNTY RE 1	7319	RENAISSANCE EXPEDITION LEARN OUTWARD BOUND SCHOOL	2ND	0	3	0	3	46	52	6	11.54%
0900	DOUGLAS COUNTY RE 1	7319	RENAISSANCE EXPEDITION LEARN OUTWARD BOUND SCHOOL	3RD	0	2	0	5	43	50	7	14.00%
0900	DOUGLAS COUNTY RE 1	7319	RENAISSANCE EXPEDITION LEARN OUTWARD BOUND SCHOOL	4TH	0	2	0	2	56	60	4	6.67%
0900	DOUGLAS COUNTY RE 1	7319	RENAISSANCE EXPEDITION LEARN OUTWARD BOUND SCHOOL	5TH	0	1	0	2	34	37	3	8.11%
0900	DOUGLAS COUNTY RE 1	7319	RENAISSANCE EXPEDITION LEARN OUTWARD BOUND SCHOOL	6TH	1	0	2	3	26	32	6	18.75%
0900	DOUGLAS COUNTY RE 1	7319	RENAISSANCE EXPEDITION LEARN OUTWARD BOUND SCHOOL	SCHOOL T	1	12	2	17	284	316	32	10.13%
0900	DOUGLAS COUNTY RE 1	7435	ROCK CANYON HIGH SCHOOL	9TH	2	13	10	19	318	362	44	12.15%
0900	DOUGLAS COUNTY RE 1	7435	ROCK CANYON HIGH SCHOOL	10TH	1	11	5	16	301	334	33	9.88%
0900	DOUGLAS COUNTY RE 1	7435	ROCK CANYON HIGH SCHOOL	11TH	2	9	7	17	308	343	35	10.20%
0900	DOUGLAS COUNTY RE 1	7435	ROCK CANYON HIGH SCHOOL	12TH	0	6	6	11	221	244	23	9.43%
0900	DOUGLAS COUNTY RE 1	7435	ROCK CANYON HIGH SCHOOL	SCHOOL T	5	39	28	63	1,148	1,283	135	10.52%
0900	DOUGLAS COUNTY RE 1	7448	ROCKY HEIGHTS MIDDLE SCHOOL	6TH	1	37	6	21	326	391	65	16.62%
0900	DOUGLAS COUNTY RE 1	7448	ROCKY HEIGHTS MIDDLE SCHOOL	7TH	2	21	11	21	334	389	55	14.14%
0900	DOUGLAS COUNTY RE 1	7448	ROCKY HEIGHTS MIDDLE SCHOOL	8TH	2	17	1	18	332	370	38	10.27%
0900	DOUGLAS COUNTY RE 1	7448	ROCKY HEIGHTS MIDDLE SCHOOL	SCHOOL T	5	75	18	60	992	1,150	158	13.74%
0900	DOUGLAS COUNTY RE 1	7562	SADDLE RANCH ELEMENTARY SCHOOL	HALF DAY	0	2	1	4	76	83	7	8.43%
0900	DOUGLAS COUNTY RE 1	7562	SADDLE RANCH ELEMENTARY SCHOOL	1ST	0	6	1	5	73	85	12	14.12%
0900	DOUGLAS COUNTY RE 1	7562	SADDLE RANCH ELEMENTARY SCHOOL	2ND	1	6	0	4	76	87	11	12.64%
0900	DOUGLAS COUNTY RE 1	7562	SADDLE RANCH ELEMENTARY SCHOOL	3RD	1	6	1	6	82	96	14	14.58%
0900	DOUGLAS COUNTY RE 1	7562	SADDLE RANCH ELEMENTARY SCHOOL	4TH	1	3	0	5	77	86	9	10.47%
0900	DOUGLAS COUNTY RE 1	7562	SADDLE RANCH ELEMENTARY SCHOOL	5TH	2	5	3	3	72	85	13	15.29%
0900	DOUGLAS COUNTY RE 1	7562	SADDLE RANCH ELEMENTARY SCHOOL	6TH	0	5	0	5	71	81	10	12.35%
0900	DOUGLAS COUNTY RE 1	7562	SADDLE RANCH ELEMENTARY SCHOOL	SCHOOL T	5	33	6	32	527	603	76	12.60%
0900	DOUGLAS COUNTY RE 1	7610	SAND CREEK ELEMENTARY SCHOOL	HALF DAY	0	1	1	5	69	76	7	9.21%
0900	DOUGLAS COUNTY RE 1	7610	SAND CREEK ELEMENTARY SCHOOL	1ST	1	4	0	2	77	84	7	8.33%
0900	DOUGLAS COUNTY RE 1	7610	SAND CREEK ELEMENTARY SCHOOL	2ND	0	4	1	5	68	78	10	12.82%
0900	DOUGLAS COUNTY RE 1	7610	SAND CREEK ELEMENTARY SCHOOL	3RD	0	4	2	5	62	73	11	15.07%
0900	DOUGLAS COUNTY RE 1	7610	SAND CREEK ELEMENTARY SCHOOL	4TH	1	6	1	4	71	83	12	14.46%
0900	DOUGLAS COUNTY RE 1	7610	SAND CREEK ELEMENTARY SCHOOL	5TH	0	8	0	6	75	89	14	15.73%
0900	DOUGLAS COUNTY RE 1	7610	SAND CREEK ELEMENTARY SCHOOL	6TH	0	3	2	6	61	72	11	15.28%

COLORADO DEPARTMENT OF EDUCATION
FALL 2007 PUPIL MEMBERSHIP BY DISTRICT, SCHOOL, GRADE, RACE/ETHNICITY, AND GENDER

District Code	DISTRICT	School Code	SCHOOL	GRADE	AMERICAN	ASIAN OR	BLACK (NOT	WHITE (NOT		Total	Total	
					INDIAN OR ALASKAN NATIVE	PACIFIC ISLANDER	HISPANIC)	HISPANIC	HISPANIC)		Minority	% Minority
0900	DOUGLAS COUNTY RE 1	7610	SAND CREEK ELEMENTARY SCHOOL	SCHOOL T	2	30	7	33	483	555	72	12.97%
0900	DOUGLAS COUNTY RE 1	7718	SEDALIA ELEMENTARY SCHOOL	HALF DAY	0	0	0	9	35	44	9	20.45%
0900	DOUGLAS COUNTY RE 1	7718	SEDALIA ELEMENTARY SCHOOL	1ST	1	2	1	7	53	64	11	17.19%
0900	DOUGLAS COUNTY RE 1	7718	SEDALIA ELEMENTARY SCHOOL	2ND	1	0	2	7	32	42	10	23.81%
0900	DOUGLAS COUNTY RE 1	7718	SEDALIA ELEMENTARY SCHOOL	3RD	1	2	2	7	35	47	12	25.53%
0900	DOUGLAS COUNTY RE 1	7718	SEDALIA ELEMENTARY SCHOOL	4TH	1	3	0	7	37	48	11	22.92%
0900	DOUGLAS COUNTY RE 1	7718	SEDALIA ELEMENTARY SCHOOL	5TH	1	1	3	8	43	56	13	23.21%
0900	DOUGLAS COUNTY RE 1	7718	SEDALIA ELEMENTARY SCHOOL	6TH	2	1	0	4	42	49	7	14.29%
0900	DOUGLAS COUNTY RE 1	7718	SEDALIA ELEMENTARY SCHOOL	SCHOOL T	7	9	8	49	277	350	73	20.86%
0900	DOUGLAS COUNTY RE 1	8106	SOARING HAWK ELEMENTARY SCHOOL	HALF DAY	1	2	0	10	115	128	13	10.16%
0900	DOUGLAS COUNTY RE 1	8106	SOARING HAWK ELEMENTARY SCHOOL	1ST	0	5	0	14	121	140	19	13.57%
0900	DOUGLAS COUNTY RE 1	8106	SOARING HAWK ELEMENTARY SCHOOL	2ND	0	3	0	14	123	140	17	12.14%
0900	DOUGLAS COUNTY RE 1	8106	SOARING HAWK ELEMENTARY SCHOOL	3RD	0	2	1	9	106	118	12	10.17%
0900	DOUGLAS COUNTY RE 1	8106	SOARING HAWK ELEMENTARY SCHOOL	4TH	0	3	0	11	95	109	14	12.84%
0900	DOUGLAS COUNTY RE 1	8106	SOARING HAWK ELEMENTARY SCHOOL	5TH	1	2	3	13	78	97	19	19.59%
0900	DOUGLAS COUNTY RE 1	8106	SOARING HAWK ELEMENTARY SCHOOL	6TH	2	3	2	7	83	97	14	14.43%
0900	DOUGLAS COUNTY RE 1	8106	SOARING HAWK ELEMENTARY SCHOOL	SCHOOL T	4	20	6	78	721	829	108	13.03%
0900	DOUGLAS COUNTY RE 1	8126	SOUTH STREET ELEMENTARY SCHOOL	HALF DAY	0	1	0	12	77	90	13	14.44%
0900	DOUGLAS COUNTY RE 1	8126	SOUTH STREET ELEMENTARY SCHOOL	1ST	0	0	3	27	74	104	30	28.85%
0900	DOUGLAS COUNTY RE 1	8126	SOUTH STREET ELEMENTARY SCHOOL	2ND	1	1	3	13	69	87	18	20.69%
0900	DOUGLAS COUNTY RE 1	8126	SOUTH STREET ELEMENTARY SCHOOL	3RD	2	3	3	13	70	91	21	23.08%
0900	DOUGLAS COUNTY RE 1	8126	SOUTH STREET ELEMENTARY SCHOOL	4TH	1	1	2	16	33	53	20	37.74%
0900	DOUGLAS COUNTY RE 1	8126	SOUTH STREET ELEMENTARY SCHOOL	5TH	1	1	1	15	59	77	18	23.38%
0900	DOUGLAS COUNTY RE 1	8126	SOUTH STREET ELEMENTARY SCHOOL	6TH	1	2	1	13	70	87	17	19.54%
0900	DOUGLAS COUNTY RE 1	8126	SOUTH STREET ELEMENTARY SCHOOL	SCHOOL T	6	9	13	109	452	589	137	23.26%
0900	DOUGLAS COUNTY RE 1	8382	SUMMIT VIEW ELEMENTARY SCHOOL	HALF DAY	0	7	2	4	71	84	13	15.48%
0900	DOUGLAS COUNTY RE 1	8382	SUMMIT VIEW ELEMENTARY SCHOOL	1ST	0	6	0	8	87	101	14	13.86%
0900	DOUGLAS COUNTY RE 1	8382	SUMMIT VIEW ELEMENTARY SCHOOL	2ND	1	3	1	3	92	100	8	8.00%
0900	DOUGLAS COUNTY RE 1	8382	SUMMIT VIEW ELEMENTARY SCHOOL	3RD	1	6	2	2	75	86	11	12.79%
0900	DOUGLAS COUNTY RE 1	8382	SUMMIT VIEW ELEMENTARY SCHOOL	4TH	0	9	3	5	84	101	17	16.83%
0900	DOUGLAS COUNTY RE 1	8382	SUMMIT VIEW ELEMENTARY SCHOOL	5TH	0	5	2	5	93	105	12	11.43%
0900	DOUGLAS COUNTY RE 1	8382	SUMMIT VIEW ELEMENTARY SCHOOL	6TH	1	6	4	5	107	123	16	13.01%
0900	DOUGLAS COUNTY RE 1	8382	SUMMIT VIEW ELEMENTARY SCHOOL	SCHOOL T	3	42	14	32	609	700	91	13.00%
0900	DOUGLAS COUNTY RE 1	8847	THUNDERRIDGE HIGH SCHOOL	9TH	2	11	7	32	401	453	52	11.48%
0900	DOUGLAS COUNTY RE 1	8847	THUNDERRIDGE HIGH SCHOOL	10TH	1	16	6	36	379	438	59	13.47%
0900	DOUGLAS COUNTY RE 1	8847	THUNDERRIDGE HIGH SCHOOL	11TH	1	23	7	28	313	372	59	15.86%
0900	DOUGLAS COUNTY RE 1	8847	THUNDERRIDGE HIGH SCHOOL	12TH	3	9	7	27	284	330	46	13.94%
0900	DOUGLAS COUNTY RE 1	8847	THUNDERRIDGE HIGH SCHOOL	SCHOOL T	7	59	27	123	1,377	1,593	216	13.56%
0900	DOUGLAS COUNTY RE 1	8853	TIMBER TRAIL ELEMENTARY SCHOOL	HALF DAY	0	4	2	6	97	109	12	11.01%
0900	DOUGLAS COUNTY RE 1	8853	TIMBER TRAIL ELEMENTARY SCHOOL	1ST	0	8	2	7	89	106	17	16.04%
0900	DOUGLAS COUNTY RE 1	8853	TIMBER TRAIL ELEMENTARY SCHOOL	2ND	0	2	2	4	100	108	8	7.41%
0900	DOUGLAS COUNTY RE 1	8853	TIMBER TRAIL ELEMENTARY SCHOOL	3RD	0	6	3	7	88	104	16	15.38%
0900	DOUGLAS COUNTY RE 1	8853	TIMBER TRAIL ELEMENTARY SCHOOL	4TH	0	4	2	3	80	89	9	10.11%
0900	DOUGLAS COUNTY RE 1	8853	TIMBER TRAIL ELEMENTARY SCHOOL	5TH	0	1	1	9	69	80	11	13.75%
0900	DOUGLAS COUNTY RE 1	8853	TIMBER TRAIL ELEMENTARY SCHOOL	SCHOOL T	0	25	12	36	523	596	73	12.25%
0900	DOUGLAS COUNTY RE 1	8897	TRAILBLAZER ELEMENTARY SCHOOL	HALF DAY	0	5	1	6	80	92	12	13.04%
0900	DOUGLAS COUNTY RE 1	8897	TRAILBLAZER ELEMENTARY SCHOOL	1ST	0	2	2	10	93	107	14	13.08%
0900	DOUGLAS COUNTY RE 1	8897	TRAILBLAZER ELEMENTARY SCHOOL	2ND	0	3	1	3	89	96	7	7.29%
0900	DOUGLAS COUNTY RE 1	8897	TRAILBLAZER ELEMENTARY SCHOOL	3RD	1	4	2	7	92	106	14	13.21%
0900	DOUGLAS COUNTY RE 1	8897	TRAILBLAZER ELEMENTARY SCHOOL	4TH	0	6	2	5	72	85	13	15.29%
0900	DOUGLAS COUNTY RE 1	8897	TRAILBLAZER ELEMENTARY SCHOOL	5TH	0	1	2	5	77	85	8	9.41%
0900	DOUGLAS COUNTY RE 1	8897	TRAILBLAZER ELEMENTARY SCHOOL	6TH	0	5	1	7	80	93	13	13.98%
0900	DOUGLAS COUNTY RE 1	8897	TRAILBLAZER ELEMENTARY SCHOOL	SCHOOL T	1	26	11	43	583	664	81	12.20%
0900	DOUGLAS COUNTY RE 1	9592	WILDCAT MOUNTAIN ELEMENTARY SCHOOL	HALF DAY	0	6	0	4	63	73	10	13.70%
0900	DOUGLAS COUNTY RE 1	9592	WILDCAT MOUNTAIN ELEMENTARY SCHOOL	1ST	1	6	0	4	73	84	11	13.10%
0900	DOUGLAS COUNTY RE 1	9592	WILDCAT MOUNTAIN ELEMENTARY SCHOOL	2ND	2	6	0	1	68	77	9	11.69%
0900	DOUGLAS COUNTY RE 1	9592	WILDCAT MOUNTAIN ELEMENTARY SCHOOL	3RD	0	6	0	3	94	103	9	8.74%
0900	DOUGLAS COUNTY RE 1	9592	WILDCAT MOUNTAIN ELEMENTARY SCHOOL	4TH	1	3	2	3	72	81	9	11.11%
0900	DOUGLAS COUNTY RE 1	9592	WILDCAT MOUNTAIN ELEMENTARY SCHOOL	5TH	0	8	2	6	93	109	16	14.68%
0900	DOUGLAS COUNTY RE 1	9592	WILDCAT MOUNTAIN ELEMENTARY SCHOOL	SCHOOL T	4	35	4	21	463	527	64	12.14%
0900	DOUGLAS COUNTY RE 1		DISTRICT TOTAL		296	2,377	1,073	3,889	45,348	52,983	7,635	14.41%
0910	EAGLE COUNTY RE 50	0037	RED HILL ELEMENTARY SCHOOL	HALF DAY	0	0	0	1	6	7	1	14.29%
0910	EAGLE COUNTY RE 50	0037	RED HILL ELEMENTARY SCHOOL	KINDERG/	1	0	0	34	69	69	35	50.72%



COLORADO DEPARTMENT OF EDUCATION
FALL 2007 PUPIL MEMBERSHIP BY DISTRICT, SCHOOL, GRADE, RACE/ETHNICITY, AND GENDER

District Code	DISTRICT	School Code	SCHOOL	GRADE	AMERICAN	ASIAN OR	BLACK (NOT	WHITE (NOT		Total	Total	
					INDIAN OR ALASKAN NATIVE	PACIFIC ISLANDER	HISPANIC)	HISPANIC	HISPANIC)		Minority	% Minority
0910	EAGLE COUNTY RE 50	0037	RED HILL ELEMENTARY SCHOOL	1ST	0	0	0	35	34	69	35	50.72%
0910	EAGLE COUNTY RE 50	0037	RED HILL ELEMENTARY SCHOOL	2ND	1	1	2	40	43	87	44	50.57%
0910	EAGLE COUNTY RE 50	0037	RED HILL ELEMENTARY SCHOOL	3RD	0	1	1	37	20	59	39	66.10%
0910	EAGLE COUNTY RE 50	0037	RED HILL ELEMENTARY SCHOOL	4TH	0	1	0	27	26	54	28	51.85%
0910	EAGLE COUNTY RE 50	0037	RED HILL ELEMENTARY SCHOOL	5TH	0	0	0	32	20	52	32	61.54%
0910	EAGLE COUNTY RE 50	0037	RED HILL ELEMENTARY SCHOOL	SCHOOL T	2	3	3	206	183	397	214	53.90%
0910	EAGLE COUNTY RE 50	0038	BRUSH CREEK ELEMENTARY SCHOOL	PK	0	1	0	17	13	31	18	58.06%
0910	EAGLE COUNTY RE 50	0038	BRUSH CREEK ELEMENTARY SCHOOL	HALF DAY	0	0	0	2	4	6	2	33.33%
0910	EAGLE COUNTY RE 50	0038	BRUSH CREEK ELEMENTARY SCHOOL	KINDERG/	0	1	0	13	65	79	14	17.72%
0910	EAGLE COUNTY RE 50	0038	BRUSH CREEK ELEMENTARY SCHOOL	1ST	0	0	0	13	50	63	13	20.63%
0910	EAGLE COUNTY RE 50	0038	BRUSH CREEK ELEMENTARY SCHOOL	2ND	0	0	0	23	57	80	23	28.75%
0910	EAGLE COUNTY RE 50	0038	BRUSH CREEK ELEMENTARY SCHOOL	3RD	0	0	0	9	42	51	9	17.65%
0910	EAGLE COUNTY RE 50	0038	BRUSH CREEK ELEMENTARY SCHOOL	4TH	0	2	1	10	42	55	13	23.64%
0910	EAGLE COUNTY RE 50	0038	BRUSH CREEK ELEMENTARY SCHOOL	5TH	0	0	0	12	54	66	12	18.18%
0910	EAGLE COUNTY RE 50	0038	BRUSH CREEK ELEMENTARY SCHOOL	SCHOOL T	0	4	1	99	327	431	104	24.13%
0910	EAGLE COUNTY RE 50	0039	GYP SUM CREEK MIDDLE SCHOOL	6TH	1	1	0	76	40	118	78	66.10%
0910	EAGLE COUNTY RE 50	0039	GYP SUM CREEK MIDDLE SCHOOL	7TH	1	1	1	68	35	106	71	66.98%
0910	EAGLE COUNTY RE 50	0039	GYP SUM CREEK MIDDLE SCHOOL	8TH	1	1	2	61	44	109	65	59.63%
0910	EAGLE COUNTY RE 50	0039	GYP SUM CREEK MIDDLE SCHOOL	SCHOOL T	3	3	3	205	119	333	214	64.26%
0910	EAGLE COUNTY RE 50	0205	RED CANYON HIGH SCHOOL	9TH	0	0	0	1	3	4	1	25.00%
0910	EAGLE COUNTY RE 50	0205	RED CANYON HIGH SCHOOL	10TH	0	1	0	8	2	11	9	81.82%
0910	EAGLE COUNTY RE 50	0205	RED CANYON HIGH SCHOOL	11TH	0	0	0	14	18	32	14	43.75%
0910	EAGLE COUNTY RE 50	0205	RED CANYON HIGH SCHOOL	12TH	0	2	1	23	28	54	26	48.15%
0910	EAGLE COUNTY RE 50	0205	RED CANYON HIGH SCHOOL	SCHOOL T	0	3	1	46	51	101	50	49.50%
0910	EAGLE COUNTY RE 50	0471	AVON ELEMENTARY SCHOOL	PK	0	0	0	24	2	26	24	92.31%
0910	EAGLE COUNTY RE 50	0471	AVON ELEMENTARY SCHOOL	KINDERG/	0	0	0	82	9	91	82	90.11%
0910	EAGLE COUNTY RE 50	0471	AVON ELEMENTARY SCHOOL	1ST	0	0	0	46	6	52	46	88.46%
0910	EAGLE COUNTY RE 50	0471	AVON ELEMENTARY SCHOOL	2ND	0	1	0	74	6	81	75	92.59%
0910	EAGLE COUNTY RE 50	0471	AVON ELEMENTARY SCHOOL	3RD	0	1	0	46	4	51	47	92.16%
0910	EAGLE COUNTY RE 50	0471	AVON ELEMENTARY SCHOOL	4TH	0	0	0	33	4	37	33	89.19%
0910	EAGLE COUNTY RE 50	0471	AVON ELEMENTARY SCHOOL	5TH	0	0	0	45	1	46	45	97.83%
0910	EAGLE COUNTY RE 50	0471	AVON ELEMENTARY SCHOOL	SCHOOL T	0	2	0	350	32	384	352	91.67%
0910	EAGLE COUNTY RE 50	0604	BATTLE MOUNTAIN HIGH SCHOOL	9TH	1	1	0	111	87	200	113	56.50%
0910	EAGLE COUNTY RE 50	0604	BATTLE MOUNTAIN HIGH SCHOOL	10TH	0	1	2	84	111	198	87	43.94%
0910	EAGLE COUNTY RE 50	0604	BATTLE MOUNTAIN HIGH SCHOOL	11TH	0	1	1	70	101	173	72	41.62%
0910	EAGLE COUNTY RE 50	0604	BATTLE MOUNTAIN HIGH SCHOOL	12TH	0	4	1	55	107	167	60	35.93%
0910	EAGLE COUNTY RE 50	0604	BATTLE MOUNTAIN HIGH SCHOOL	SCHOOL T	1	7	4	320	406	738	332	44.99%
0910	EAGLE COUNTY RE 50	0793	BERRY CREEK MIDDLE SCHOOL	6TH	0	0	0	77	22	99	77	77.78%
0910	EAGLE COUNTY RE 50	0793	BERRY CREEK MIDDLE SCHOOL	7TH	1	0	0	83	19	103	84	81.55%
0910	EAGLE COUNTY RE 50	0793	BERRY CREEK MIDDLE SCHOOL	8TH	0	1	0	70	28	99	71	71.72%
0910	EAGLE COUNTY RE 50	0793	BERRY CREEK MIDDLE SCHOOL	SCHOOL T	1	0	1	230	69	301	232	77.08%
0910	EAGLE COUNTY RE 50	2340	EAGLE COUNTY CHARTER ACADEMY	KINDERG/	0	0	0	0	32	32	0	0.00%
0910	EAGLE COUNTY RE 50	2340	EAGLE COUNTY CHARTER ACADEMY	1ST	0	0	0	4	28	32	4	12.50%
0910	EAGLE COUNTY RE 50	2340	EAGLE COUNTY CHARTER ACADEMY	2ND	1	0	0	1	30	32	2	6.25%
0910	EAGLE COUNTY RE 50	2340	EAGLE COUNTY CHARTER ACADEMY	3RD	0	1	0	2	29	32	3	9.38%
0910	EAGLE COUNTY RE 50	2340	EAGLE COUNTY CHARTER ACADEMY	4TH	0	1	0	0	31	32	1	3.13%
0910	EAGLE COUNTY RE 50	2340	EAGLE COUNTY CHARTER ACADEMY	5TH	0	0	0	2	30	32	2	6.25%
0910	EAGLE COUNTY RE 50	2340	EAGLE COUNTY CHARTER ACADEMY	6TH	0	1	0	1	30	32	2	6.25%
0910	EAGLE COUNTY RE 50	2340	EAGLE COUNTY CHARTER ACADEMY	7TH	1	0	0	2	29	32	3	9.38%
0910	EAGLE COUNTY RE 50	2340	EAGLE COUNTY CHARTER ACADEMY	8TH	0	0	1	2	29	32	3	9.38%
0910	EAGLE COUNTY RE 50	2340	EAGLE COUNTY CHARTER ACADEMY	SCHOOL T	2	3	1	14	268	288	20	6.94%
0910	EAGLE COUNTY RE 50	2346	EAGLE VALLEY ELEMENTARY SCHOOL	HALF DAY	0	0	0	2	1	3	2	66.67%
0910	EAGLE COUNTY RE 50	2346	EAGLE VALLEY ELEMENTARY SCHOOL	KINDERG/	0	0	0	27	25	52	27	51.92%
0910	EAGLE COUNTY RE 50	2346	EAGLE VALLEY ELEMENTARY SCHOOL	1ST	0	2	1	32	19	54	35	64.81%
0910	EAGLE COUNTY RE 50	2346	EAGLE VALLEY ELEMENTARY SCHOOL	2ND	0	2	0	24	22	48	26	54.17%
0910	EAGLE COUNTY RE 50	2346	EAGLE VALLEY ELEMENTARY SCHOOL	3RD	0	0	1	12	28	41	13	31.71%
0910	EAGLE COUNTY RE 50	2346	EAGLE VALLEY ELEMENTARY SCHOOL	4TH	0	0	1	22	16	39	23	58.97%
0910	EAGLE COUNTY RE 50	2346	EAGLE VALLEY ELEMENTARY SCHOOL	5TH	1	2	1	14	27	45	18	40.00%
0910	EAGLE COUNTY RE 50	2346	EAGLE VALLEY ELEMENTARY SCHOOL	SCHOOL T	1	6	4	133	138	282	144	51.06%
0910	EAGLE COUNTY RE 50	2350	EAGLE VALLEY HIGH SCHOOL	9TH	0	2	1	100	88	191	103	53.93%
0910	EAGLE COUNTY RE 50	2350	EAGLE VALLEY HIGH SCHOOL	10TH	2	2	1	79	117	201	84	41.79%
0910	EAGLE COUNTY RE 50	2350	EAGLE VALLEY HIGH SCHOOL	11TH	1	3	0	46	96	146	50	34.25%
0910	EAGLE COUNTY RE 50	2350	EAGLE VALLEY HIGH SCHOOL	12TH	3	2	1	33	101	140	39	27.86%



COLORADO DEPARTMENT OF EDUCATION
FALL 2007 PUPIL MEMBERSHIP BY DISTRICT, SCHOOL, GRADE, RACE/ETHNICITY, AND GENDER

District Code	DISTRICT	School Code	SCHOOL	GRADE	AMERICAN	ASIAN OR	BLACK (NOT	WHITE (NOT		Total	Total	
					INDIAN OR ALASKAN NATIVE	PACIFIC ISLANDER	HISPANIC)	HISPANIC	HISPANIC)		Minority	% Minority
0910	EAGLE COUNTY RE 50	2350	EAGLE VALLEY HIGH SCHOOL	SCHOOL T	6	9	3	258	402	678	276	40.71%
0910	EAGLE COUNTY RE 50	2355	EAGLE VALLEY MIDDLE SCHOOL	6TH	1	2	2	27	60	92	32	34.78%
0910	EAGLE COUNTY RE 50	2355	EAGLE VALLEY MIDDLE SCHOOL	7TH	0	0	0	31	52	83	31	37.35%
0910	EAGLE COUNTY RE 50	2355	EAGLE VALLEY MIDDLE SCHOOL	8TH	0	0	0	24	72	96	24	25.00%
0910	EAGLE COUNTY RE 50	2355	EAGLE VALLEY MIDDLE SCHOOL	SCHOOL T	1	2	2	82	184	271	87	32.10%
0910	EAGLE COUNTY RE 50	2521	EDWARDS PRESCHOOL CENTER	PK	0	0	0	34	20	54	34	62.96%
0910	EAGLE COUNTY RE 50	2521	EDWARDS PRESCHOOL CENTER	SCHOOL T	0	0	0	34	20	54	34	62.96%
0910	EAGLE COUNTY RE 50	2530	EDWARDS ELEMENTARY SCHOOL	KINDERG/	0	0	0	45	36	81	45	55.56%
0910	EAGLE COUNTY RE 50	2530	EDWARDS ELEMENTARY SCHOOL	1ST	1	0	0	48	28	77	49	63.64%
0910	EAGLE COUNTY RE 50	2530	EDWARDS ELEMENTARY SCHOOL	2ND	0	0	0	46	33	79	46	58.23%
0910	EAGLE COUNTY RE 50	2530	EDWARDS ELEMENTARY SCHOOL	3RD	0	0	0	67	15	82	67	81.71%
0910	EAGLE COUNTY RE 50	2530	EDWARDS ELEMENTARY SCHOOL	4TH	0	0	0	55	15	70	55	78.57%
0910	EAGLE COUNTY RE 50	2530	EDWARDS ELEMENTARY SCHOOL	5TH	0	1	0	42	12	55	43	78.18%
0910	EAGLE COUNTY RE 50	2530	EDWARDS ELEMENTARY SCHOOL	SCHOOL T	1	1	0	303	139	444	305	68.69%
0910	EAGLE COUNTY RE 50	3710	GYPNUM ELEMENTARY SCHOOL	PK	0	0	0	22	7	29	22	75.86%
0910	EAGLE COUNTY RE 50	3710	GYPNUM ELEMENTARY SCHOOL	HALF DAY	0	0	0	10	3	13	10	76.92%
0910	EAGLE COUNTY RE 50	3710	GYPNUM ELEMENTARY SCHOOL	KINDERG/	1	0	0	29	17	47	30	63.83%
0910	EAGLE COUNTY RE 50	3710	GYPNUM ELEMENTARY SCHOOL	1ST	0	1	0	40	14	55	41	74.55%
0910	EAGLE COUNTY RE 50	3710	GYPNUM ELEMENTARY SCHOOL	2ND	0	0	0	43	14	57	43	75.44%
0910	EAGLE COUNTY RE 50	3710	GYPNUM ELEMENTARY SCHOOL	3RD	1	0	0	31	14	46	32	69.57%
0910	EAGLE COUNTY RE 50	3710	GYPNUM ELEMENTARY SCHOOL	4TH	0	0	0	51	13	64	51	79.69%
0910	EAGLE COUNTY RE 50	3710	GYPNUM ELEMENTARY SCHOOL	5TH	0	0	0	21	19	40	21	52.50%
0910	EAGLE COUNTY RE 50	3710	GYPNUM ELEMENTARY SCHOOL	SCHOOL T	2	1	0	247	101	351	250	71.23%
0910	EAGLE COUNTY RE 50	5742	MEADOW MOUNTAIN ELEMENTARY SCHOOL	HALF DAY	0	0	0	0	1	1	0	0.00%
0910	EAGLE COUNTY RE 50	5742	MEADOW MOUNTAIN ELEMENTARY SCHOOL	KINDERG/	0	0	0	16	12	28	16	57.14%
0910	EAGLE COUNTY RE 50	5742	MEADOW MOUNTAIN ELEMENTARY SCHOOL	1ST	0	0	0	25	3	28	25	89.29%
0910	EAGLE COUNTY RE 50	5742	MEADOW MOUNTAIN ELEMENTARY SCHOOL	2ND	0	0	0	18	10	28	18	64.29%
0910	EAGLE COUNTY RE 50	5742	MEADOW MOUNTAIN ELEMENTARY SCHOOL	3RD	0	1	0	19	7	27	20	74.07%
0910	EAGLE COUNTY RE 50	5742	MEADOW MOUNTAIN ELEMENTARY SCHOOL	4TH	0	1	1	20	9	31	22	70.97%
0910	EAGLE COUNTY RE 50	5742	MEADOW MOUNTAIN ELEMENTARY SCHOOL	5TH	0	0	0	14	9	23	14	60.87%
0910	EAGLE COUNTY RE 50	5742	MEADOW MOUNTAIN ELEMENTARY SCHOOL	SCHOOL T	0	2	1	112	51	166	115	69.28%
0910	EAGLE COUNTY RE 50	5930	MINTURN MIDDLE SCHOOL	6TH	1	0	1	27	43	72	29	40.28%
0910	EAGLE COUNTY RE 50	5930	MINTURN MIDDLE SCHOOL	7TH	0	0	0	26	30	56	26	46.43%
0910	EAGLE COUNTY RE 50	5930	MINTURN MIDDLE SCHOOL	8TH	0	1	2	22	36	61	25	40.98%
0910	EAGLE COUNTY RE 50	5930	MINTURN MIDDLE SCHOOL	SCHOOL T	1	1	3	75	109	189	80	42.33%
0910	EAGLE COUNTY RE 50	6238	NEW AMERICA CHARTER SCHOOL	9TH	0	0	0	17	0	17	17	100.00%
0910	EAGLE COUNTY RE 50	6238	NEW AMERICA CHARTER SCHOOL	10TH	0	0	0	7	0	7	7	100.00%
0910	EAGLE COUNTY RE 50	6238	NEW AMERICA CHARTER SCHOOL	11TH	0	0	0	10	0	10	10	100.00%
0910	EAGLE COUNTY RE 50	6238	NEW AMERICA CHARTER SCHOOL	12TH	0	0	0	5	0	5	5	100.00%
0910	EAGLE COUNTY RE 50	6238	NEW AMERICA CHARTER SCHOOL	SCHOOL T	0	0	0	39	0	39	39	100.00%
0910	EAGLE COUNTY RE 50	7296	RED SANDSTONE ELEMENTARY SCHOOL	PK	0	0	0	20	6	26	20	76.92%
0910	EAGLE COUNTY RE 50	7296	RED SANDSTONE ELEMENTARY SCHOOL	HALF DAY	0	0	0	0	1	1	0	0.00%
0910	EAGLE COUNTY RE 50	7296	RED SANDSTONE ELEMENTARY SCHOOL	KINDERG/	0	0	0	13	23	36	13	36.11%
0910	EAGLE COUNTY RE 50	7296	RED SANDSTONE ELEMENTARY SCHOOL	1ST	0	1	0	10	28	39	11	28.21%
0910	EAGLE COUNTY RE 50	7296	RED SANDSTONE ELEMENTARY SCHOOL	2ND	1	0	0	10	23	34	11	32.35%
0910	EAGLE COUNTY RE 50	7296	RED SANDSTONE ELEMENTARY SCHOOL	3RD	0	1	0	14	25	40	15	37.50%
0910	EAGLE COUNTY RE 50	7296	RED SANDSTONE ELEMENTARY SCHOOL	4TH	0	2	0	8	22	32	10	31.25%
0910	EAGLE COUNTY RE 50	7296	RED SANDSTONE ELEMENTARY SCHOOL	5TH	0	0	0	8	16	24	8	33.33%
0910	EAGLE COUNTY RE 50	7296	RED SANDSTONE ELEMENTARY SCHOOL	SCHOOL T	1	4	0	83	144	232	88	37.93%
0910	EAGLE COUNTY RE 50		DISTRICT TOTAL		22	51	27	2,836	2,743	5,679	2,936	51.70%
0920	ELIZABETH C-1	2572	LEGACY ACADEMY	HALF DAY	0	0	0	4	44	48	4	8.33%
0920	ELIZABETH C-1	2572	LEGACY ACADEMY	1ST	0	0	0	3	44	47	3	6.38%
0920	ELIZABETH C-1	2572	LEGACY ACADEMY	2ND	0	0	0	1	44	45	1	2.22%
0920	ELIZABETH C-1	2572	LEGACY ACADEMY	3RD	0	0	1	3	39	43	4	9.30%
0920	ELIZABETH C-1	2572	LEGACY ACADEMY	4TH	0	0	0	3	45	48	3	6.25%
0920	ELIZABETH C-1	2572	LEGACY ACADEMY	5TH	2	2	1	38	44	6	13.64%	
0920	ELIZABETH C-1	2572	LEGACY ACADEMY	6TH	0	0	0	2	44	46	2	4.35%
0920	ELIZABETH C-1	2572	LEGACY ACADEMY	7TH	0	1	0	7	36	44	8	18.18%
0920	ELIZABETH C-1	2572	LEGACY ACADEMY	8TH	0	0	0	1	19	20	1	5.00%
0920	ELIZABETH C-1	2572	LEGACY ACADEMY	9TH	1	0	0	1	16	18	2	11.11%
0920	ELIZABETH C-1	2572	LEGACY ACADEMY	10TH	0	0	0	0	16	16	0	0.00%
0920	ELIZABETH C-1	2572	LEGACY ACADEMY	11TH	0	0	0	0	7	7	0	0.00%
0920	ELIZABETH C-1	2572	LEGACY ACADEMY	12TH	0	0	0	0	2	2	0	0.00%

COLORADO DEPARTMENT OF EDUCATION
FALL 2007 PUPIL MEMBERSHIP BY DISTRICT, SCHOOL, GRADE, RACE/ETHNICITY, AND GENDER


District Code	DISTRICT	School Code	SCHOOL	GRADE	AMERICAN	ASIAN OR	BLACK (NOT	WHITE (NOT		Total	Total	
					INDIAN OR ALASKAN NATIVE	PACIFIC ISLANDER	HISPANIC)	HISPANIC	HISPANIC)		Minority	% Minority
0920	ELIZABETH C-1	2572	LEGACY ACADEMY	SCHOOL T	3	3	2	26	394	428	34	7.94%
0920	ELIZABETH C-1	2604	ELIZABETH MIDDLE SCHOOL	6TH	3	1	4	23	148	179	31	17.32%
0920	ELIZABETH C-1	2604	ELIZABETH MIDDLE SCHOOL	7TH	2	4	5	18	155	184	29	15.76%
0920	ELIZABETH C-1	2604	ELIZABETH MIDDLE SCHOOL	8TH	2	1	1	16	178	198	20	10.10%
0920	ELIZABETH C-1	2604	ELIZABETH MIDDLE SCHOOL	SCHOOL T	7	6	10	57	481	561	80	14.26%
0920	ELIZABETH C-1	2608	ELIZABETH HIGH SCHOOL	9TH	3	2	5	20	208	238	30	12.61%
0920	ELIZABETH C-1	2608	ELIZABETH HIGH SCHOOL	10TH	1	4	3	11	196	215	19	8.84%
0920	ELIZABETH C-1	2608	ELIZABETH HIGH SCHOOL	11TH	1	3	2	13	180	199	19	9.55%
0920	ELIZABETH C-1	2608	ELIZABETH HIGH SCHOOL	12TH	1	2	1	13	166	183	17	9.29%
0920	ELIZABETH C-1	2608	ELIZABETH HIGH SCHOOL	SCHOOL T	6	11	11	57	750	835	85	10.18%
0920	ELIZABETH C-1	3236	FRONTIER HIGH SCHOOL	9TH	0	0	0	0	4	4	0	0.00%
0920	ELIZABETH C-1	3236	FRONTIER HIGH SCHOOL	10TH	0	0	0	1	19	20	1	5.00%
0920	ELIZABETH C-1	3236	FRONTIER HIGH SCHOOL	11TH	0	0	1	1	7	9	2	22.22%
0920	ELIZABETH C-1	3236	FRONTIER HIGH SCHOOL	12TH	0	0	0	1	10	11	1	9.09%
0920	ELIZABETH C-1	3236	FRONTIER HIGH SCHOOL	SCHOOL T	0	0	1	3	40	44	4	9.09%
0920	ELIZABETH C-1	7300	ELIZABETH RUNNING CREEK PRESCHOOL	PK	0	0	0	6	66	72	6	8.33%
0920	ELIZABETH C-1	7300	ELIZABETH RUNNING CREEK PRESCHOOL	SCHOOL T	0	0	0	6	66	72	6	8.33%
0920	ELIZABETH C-1	7517	RUNNING CREEK ELEMENTARY SCHOOL	HALF DAY	1	2	1	5	70	79	9	11.39%
0920	ELIZABETH C-1	7517	RUNNING CREEK ELEMENTARY SCHOOL	1ST	1	2	0	8	74	85	11	12.94%
0920	ELIZABETH C-1	7517	RUNNING CREEK ELEMENTARY SCHOOL	2ND	2	1	1	7	60	71	11	15.49%
0920	ELIZABETH C-1	7517	RUNNING CREEK ELEMENTARY SCHOOL	3RD	2	4	0	9	74	89	15	16.85%
0920	ELIZABETH C-1	7517	RUNNING CREEK ELEMENTARY SCHOOL	4TH	1	0	0	10	76	87	11	12.64%
0920	ELIZABETH C-1	7517	RUNNING CREEK ELEMENTARY SCHOOL	5TH	1	2	0	10	72	85	13	15.29%
0920	ELIZABETH C-1	7517	RUNNING CREEK ELEMENTARY SCHOOL	SCHOOL T	8	11	2	49	426	496	70	14.11%
0920	ELIZABETH C-1	7924	SINGING HILLS PRESCHOOL	PK	0	0	0	10	57	67	10	14.93%
0920	ELIZABETH C-1	7924	SINGING HILLS PRESCHOOL	SCHOOL T	0	0	0	10	57	67	10	14.93%
0920	ELIZABETH C-1	7925	SINGING HILLS ELEMENTARY SCHOOL	HALF DAY	0	1	1	6	59	67	8	11.94%
0920	ELIZABETH C-1	7925	SINGING HILLS ELEMENTARY SCHOOL	1ST	0	0	3	4	77	84	7	8.33%
0920	ELIZABETH C-1	7925	SINGING HILLS ELEMENTARY SCHOOL	2ND	0	3	1	6	56	66	10	15.15%
0920	ELIZABETH C-1	7925	SINGING HILLS ELEMENTARY SCHOOL	3RD	0	2	5	8	72	87	15	17.24%
0920	ELIZABETH C-1	7925	SINGING HILLS ELEMENTARY SCHOOL	4TH	0	1	4	6	76	87	11	12.64%
0920	ELIZABETH C-1	7925	SINGING HILLS ELEMENTARY SCHOOL	5TH	3	3	1	4	58	69	11	15.94%
0920	ELIZABETH C-1	7925	SINGING HILLS ELEMENTARY SCHOOL	SCHOOL T	3	10	15	34	398	460	62	13.48%
0920	ELIZABETH C-1		DISTRICT TOTAL		27	41	41	242	2,612	2,963	351	11.85%
0930	KIOWA C-2	4724	KIOWA ELEMENTARY SCHOOL	PK	0	0	0	3	17	20	3	15.00%
0930	KIOWA C-2	4724	KIOWA ELEMENTARY SCHOOL	HALF DAY	0	0	0	1	21	22	1	4.55%
0930	KIOWA C-2	4724	KIOWA ELEMENTARY SCHOOL	1ST	0	0	0	2	20	22	2	9.09%
0930	KIOWA C-2	4724	KIOWA ELEMENTARY SCHOOL	2ND	0	0	0	0	24	24	0	0.00%
0930	KIOWA C-2	4724	KIOWA ELEMENTARY SCHOOL	3RD	0	0	0	0	30	30	0	0.00%
0930	KIOWA C-2	4724	KIOWA ELEMENTARY SCHOOL	4TH	0	0	0	3	22	25	3	12.00%
0930	KIOWA C-2	4724	KIOWA ELEMENTARY SCHOOL	5TH	0	0	0	2	19	21	2	9.52%
0930	KIOWA C-2	4724	KIOWA ELEMENTARY SCHOOL	SCHOOL T	0	0	0	11	153	164	11	6.71%
0930	KIOWA C-2	4726	KIOWA MIDDLE SCHOOL	6TH	0	0	0	0	30	30	0	0.00%
0930	KIOWA C-2	4726	KIOWA MIDDLE SCHOOL	7TH	1	1	0	3	30	35	5	14.29%
0930	KIOWA C-2	4726	KIOWA MIDDLE SCHOOL	8TH	0	1	1	2	24	28	4	14.29%
0930	KIOWA C-2	4726	KIOWA MIDDLE SCHOOL	SCHOOL T	1	2	1	5	84	93	9	9.68%
0930	KIOWA C-2	4728	KIOWA HIGH SCHOOL	9TH	0	0	0	2	19	21	2	9.52%
0930	KIOWA C-2	4728	KIOWA HIGH SCHOOL	10TH	0	0	1	3	25	29	4	13.79%
0930	KIOWA C-2	4728	KIOWA HIGH SCHOOL	11TH	0	1	0	1	28	30	2	6.67%
0930	KIOWA C-2	4728	KIOWA HIGH SCHOOL	12TH	0	1	0	1	29	31	2	6.45%
0930	KIOWA C-2	4728	KIOWA HIGH SCHOOL	SCHOOL T	0	2	1	7	101	111	10	9.01%
0930	KIOWA C-2		DISTRICT TOTAL		1	4	2	23	338	368	30	8.15%
0940	BIG SANDY 100J	7914	SIMLA ELEMENTARY SCHOOL	PK	0	0	0	0	28	28	0	0.00%
0940	BIG SANDY 100J	7914	SIMLA ELEMENTARY SCHOOL	HALF DAY	1	0	0	0	21	22	1	4.55%
0940	BIG SANDY 100J	7914	SIMLA ELEMENTARY SCHOOL	1ST	0	0	0	4	22	26	4	15.38%
0940	BIG SANDY 100J	7914	SIMLA ELEMENTARY SCHOOL	2ND	1	0	0	1	21	23	2	8.70%
0940	BIG SANDY 100J	7914	SIMLA ELEMENTARY SCHOOL	3RD	0	0	0	2	24	26	2	7.69%
0940	BIG SANDY 100J	7914	SIMLA ELEMENTARY SCHOOL	4TH	1	0	0	4	20	25	5	20.00%
0940	BIG SANDY 100J	7914	SIMLA ELEMENTARY SCHOOL	5TH	0	0	1	1	19	21	2	9.52%
0940	BIG SANDY 100J	7914	SIMLA ELEMENTARY SCHOOL	SCHOOL T	3	0	1	12	155	171	16	9.36%
0940	BIG SANDY 100J	7918	SIMLA JUNIOR HIGH SCHOOL	6TH	0	0	0	4	24	28	4	14.29%
0940	BIG SANDY 100J	7918	SIMLA JUNIOR HIGH SCHOOL	7TH	0	0	0	1	26	27	1	3.70%
0940	BIG SANDY 100J	7918	SIMLA JUNIOR HIGH SCHOOL	8TH	1	0	0	1	23	25	2	8.00%

COLORADO DEPARTMENT OF EDUCATION
FALL 2007 PUPIL MEMBERSHIP BY DISTRICT, SCHOOL, GRADE, RACE/ETHNICITY, AND GENDER

District Code	DISTRICT	School Code	SCHOOL	GRADE	AMERICAN INDIAN OR ALASKAN NATIVE	ASIAN OR PACIFIC ISLANDER	BLACK (NOT HISPANIC)	HISPANIC	WHITE (NOT HISPANIC)	Total	Total Minority	% Minority
0940	BIG SANDY 100J	7918	SIMLA JUNIOR HIGH SCHOOL	SCHOOL T	1	0	0	6	73	80	7	8.75%
0940	BIG SANDY 100J	7922	SIMLA HIGH SCHOOL	9TH	0	0	0	1	20	21	1	4.76%
0940	BIG SANDY 100J	7922	SIMLA HIGH SCHOOL	10TH	0	1	0	0	24	25	1	4.00%
0940	BIG SANDY 100J	7922	SIMLA HIGH SCHOOL	11TH	0	0	0	0	22	22	0	0.00%
0940	BIG SANDY 100J	7922	SIMLA HIGH SCHOOL	12TH	0	0	0	1	24	25	1	4.00%
0940	BIG SANDY 100J	7922	SIMLA HIGH SCHOOL	SCHOOL T	0	1	0	2	90	93	3	3.23%
0940	BIG SANDY 100J		DISTRICT TOTAL		4	1	1	20	318	344	26	7.56%
0950	ELBERT 200	2570	ELBERT ELEMENTARY SCHOOL	PK	0	0	0	0	16	16	0	0.00%
0950	ELBERT 200	2570	ELBERT ELEMENTARY SCHOOL	HALF DAY	0	2	0	0	7	9	2	22.22%
0950	ELBERT 200	2570	ELBERT ELEMENTARY SCHOOL	1ST	0	0	0	0	21	21	0	0.00%
0950	ELBERT 200	2570	ELBERT ELEMENTARY SCHOOL	2ND	0	0	0	1	13	14	1	7.14%
0950	ELBERT 200	2570	ELBERT ELEMENTARY SCHOOL	3RD	0	2	0	0	14	16	2	12.50%
0950	ELBERT 200	2570	ELBERT ELEMENTARY SCHOOL	4TH	0	0	0	1	17	18	1	5.56%
0950	ELBERT 200	2570	ELBERT ELEMENTARY SCHOOL	5TH	0	1	0	0	19	20	1	5.00%
0950	ELBERT 200	2570	ELBERT ELEMENTARY SCHOOL	6TH	0	0	0	0	21	21	0	0.00%
0950	ELBERT 200	2570	ELBERT ELEMENTARY SCHOOL	SCHOOL T	0	5	0	2	128	135	7	5.19%
0950	ELBERT 200	2574	ELBERT JUNIOR-SENIOR HIGH SCHOOL	7TH	1	1	0	0	24	26	2	7.69%
0950	ELBERT 200	2574	ELBERT JUNIOR-SENIOR HIGH SCHOOL	8TH	1	0	0	0	18	19	1	5.26%
0950	ELBERT 200	2574	ELBERT JUNIOR-SENIOR HIGH SCHOOL	9TH	0	0	0	0	15	15	0	0.00%
0950	ELBERT 200	2574	ELBERT JUNIOR-SENIOR HIGH SCHOOL	10TH	0	0	0	1	22	23	1	4.35%
0950	ELBERT 200	2574	ELBERT JUNIOR-SENIOR HIGH SCHOOL	11TH	0	0	0	2	12	14	2	14.29%
0950	ELBERT 200	2574	ELBERT JUNIOR-SENIOR HIGH SCHOOL	12TH	0	0	0	0	20	20	0	0.00%
0950	ELBERT 200	2574	ELBERT JUNIOR-SENIOR HIGH SCHOOL	SCHOOL T	2	1	0	3	111	117	6	5.13%
0950	ELBERT 200		DISTRICT TOTAL		2	6	0	5	239	252	13	5.16%
0960	AGATE 300	0044	AGATE ELEMENTARY SCHOOL	KINDERG/	0	0	0	0	1	1	0	0.00%
0960	AGATE 300	0044	AGATE ELEMENTARY SCHOOL	1ST	0	1	0	0	2	3	1	33.33%
0960	AGATE 300	0044	AGATE ELEMENTARY SCHOOL	2ND	0	1	0	1	4	6	2	33.33%
0960	AGATE 300	0044	AGATE ELEMENTARY SCHOOL	3RD	0	0	0	1	1	2	1	50.00%
0960	AGATE 300	0044	AGATE ELEMENTARY SCHOOL	5TH	0	0	0	2	3	5	2	40.00%
0960	AGATE 300	0044	AGATE ELEMENTARY SCHOOL	SCHOOL T	0	2	0	4	11	17	6	35.29%
0960	AGATE 300	0048	AGATE JUNIOR-SENIOR HIGH SCHOOL	6TH	0	1	1	0	4	6	2	33.33%
0960	AGATE 300	0048	AGATE JUNIOR-SENIOR HIGH SCHOOL	7TH	0	0	0	1	4	5	1	20.00%
0960	AGATE 300	0048	AGATE JUNIOR-SENIOR HIGH SCHOOL	8TH	0	0	0	0	4	4	0	0.00%
0960	AGATE 300	0048	AGATE JUNIOR-SENIOR HIGH SCHOOL	9TH	0	0	0	0	7	7	0	0.00%
0960	AGATE 300	0048	AGATE JUNIOR-SENIOR HIGH SCHOOL	10TH	0	0	0	0	5	5	0	0.00%
0960	AGATE 300	0048	AGATE JUNIOR-SENIOR HIGH SCHOOL	11TH	0	0	0	2	10	12	2	16.67%
0960	AGATE 300	0048	AGATE JUNIOR-SENIOR HIGH SCHOOL	12TH	0	1	1	0	6	8	2	25.00%
0960	AGATE 300	0048	AGATE JUNIOR-SENIOR HIGH SCHOOL	SCHOOL T	0	2	2	3	40	47	7	14.89%
0960	AGATE 300		DISTRICT TOTAL		0	4	2	7	51	64	13	20.31%
0970	CALHAN RJ-1	0035	FRONTIER CHARTER ACADEMY	KINDERG/	0	0	2	0	16	18	2	11.11%
0970	CALHAN RJ-1	0035	FRONTIER CHARTER ACADEMY	1ST	0	0	0	0	20	20	0	0.00%
0970	CALHAN RJ-1	0035	FRONTIER CHARTER ACADEMY	2ND	0	0	0	1	14	15	1	6.67%
0970	CALHAN RJ-1	0035	FRONTIER CHARTER ACADEMY	3RD	0	0	0	0	8	8	0	0.00%
0970	CALHAN RJ-1	0035	FRONTIER CHARTER ACADEMY	4TH	0	0	0	0	7	7	0	0.00%
0970	CALHAN RJ-1	0035	FRONTIER CHARTER ACADEMY	5TH	0	0	0	1	3	4	1	25.00%
0970	CALHAN RJ-1	0035	FRONTIER CHARTER ACADEMY	6TH	1	0	0	0	6	7	1	14.29%
0970	CALHAN RJ-1	0035	FRONTIER CHARTER ACADEMY	SCHOOL T	1	0	2	2	74	79	5	6.33%
0970	CALHAN RJ-1	1210	CALHAN ELEMENTARY SCHOOL	PK	0	0	0	1	26	27	1	3.70%
0970	CALHAN RJ-1	1210	CALHAN ELEMENTARY SCHOOL	HALF DAY	0	0	0	0	1	1	0	0.00%
0970	CALHAN RJ-1	1210	CALHAN ELEMENTARY SCHOOL	KINDERG/	0	0	0	1	32	33	1	3.03%
0970	CALHAN RJ-1	1210	CALHAN ELEMENTARY SCHOOL	1ST	0	0	0	2	29	31	2	6.45%
0970	CALHAN RJ-1	1210	CALHAN ELEMENTARY SCHOOL	2ND	0	0	0	3	30	33	3	9.09%
0970	CALHAN RJ-1	1210	CALHAN ELEMENTARY SCHOOL	3RD	0	0	0	3	35	38	3	7.89%
0970	CALHAN RJ-1	1210	CALHAN ELEMENTARY SCHOOL	4TH	0	0	0	0	35	35	0	0.00%
0970	CALHAN RJ-1	1210	CALHAN ELEMENTARY SCHOOL	5TH	0	3	1	2	38	44	6	13.64%
0970	CALHAN RJ-1	1210	CALHAN ELEMENTARY SCHOOL	SCHOOL T	0	3	1	12	226	242	16	6.61%
0970	CALHAN RJ-1	1215	CALHAN MIDDLE SCHOOL	6TH	0	1	1	0	32	34	2	5.88%
0970	CALHAN RJ-1	1215	CALHAN MIDDLE SCHOOL	7TH	1	3	0	1	39	44	5	11.36%
0970	CALHAN RJ-1	1215	CALHAN MIDDLE SCHOOL	8TH	0	2	1	2	35	40	5	12.50%
0970	CALHAN RJ-1	1215	CALHAN MIDDLE SCHOOL	SCHOOL T	1	6	2	3	106	118	12	10.17%
0970	CALHAN RJ-1	1218	CALHAN HIGH SCHOOL	9TH	0	1	0	2	48	51	3	5.88%
0970	CALHAN RJ-1	1218	CALHAN HIGH SCHOOL	10TH	0	2	1	1	45	49	4	8.16%
0970	CALHAN RJ-1	1218	CALHAN HIGH SCHOOL	11TH	0	4	0	0	50	54	4	7.41%

COLORADO DEPARTMENT OF EDUCATION
FALL 2007 PUPIL MEMBERSHIP BY DISTRICT, SCHOOL, GRADE, RACE/ETHNICITY, AND GENDER

District Code	DISTRICT	School Code	SCHOOL	GRADE	AMERICAN	ASIAN OR	BLACK (NOT	WHITE (NOT		Total	Total	
					INDIAN OR ALASKAN NATIVE	PACIFIC ISLANDER	HISPANIC)	HISPANIC	HISPANIC)		Minority	% Minority
0970	CALHAN RJ-1	1218	CALHAN HIGH SCHOOL	12TH	0	0	0	2	53	55	2	3.64%
0970	CALHAN RJ-1	1218	CALHAN HIGH SCHOOL	SCHOOL T	0	7	1	5	196	209	13	6.22%
0970	CALHAN RJ-1		DISTRICT TOTAL		2	16	6	22	602	648	46	7.10%
0980	HARRISON 2	0029	ADULT & FAMILY LITERACY	12TH	5	4	16	69	33	127	94	74.02%
0980	HARRISON 2	0029	ADULT & FAMILY LITERACY	SCHOOL T	5	4	16	69	33	127	94	74.02%
0980	HARRISON 2	1000	BRICKER ELEMENTARY SCHOOL	PK	2	5	11	34	13	65	52	80.00%
0980	HARRISON 2	1000	BRICKER ELEMENTARY SCHOOL	HALF DAY	3	3	21	42	26	95	69	72.63%
0980	HARRISON 2	1000	BRICKER ELEMENTARY SCHOOL	1ST	2	0	16	24	20	62	42	67.74%
0980	HARRISON 2	1000	BRICKER ELEMENTARY SCHOOL	2ND	2	1	18	36	18	75	57	76.00%
0980	HARRISON 2	1000	BRICKER ELEMENTARY SCHOOL	3RD	0	0	15	29	21	65	44	67.69%
0980	HARRISON 2	1000	BRICKER ELEMENTARY SCHOOL	4TH	1	2	22	21	11	57	46	80.70%
0980	HARRISON 2	1000	BRICKER ELEMENTARY SCHOOL	5TH	0	1	18	24	21	64	43	67.19%
0980	HARRISON 2	1000	BRICKER ELEMENTARY SCHOOL	SCHOOL T	10	12	121	210	130	483	353	73.08%
0980	HARRISON 2	1306	CARMEL MIDDLE SCHOOL	6TH	1	3	31	71	24	130	106	81.54%
0980	HARRISON 2	1306	CARMEL MIDDLE SCHOOL	7TH	4	13	40	76	32	165	133	80.61%
0980	HARRISON 2	1306	CARMEL MIDDLE SCHOOL	8TH	3	8	40	70	36	157	121	77.07%
0980	HARRISON 2	1306	CARMEL MIDDLE SCHOOL	SCHOOL T	8	24	111	217	92	452	360	79.65%
0980	HARRISON 2	1383	CENTENNIAL ELEMENTARY SCHOOL	PK	0	1	11	17	8	37	29	78.38%
0980	HARRISON 2	1383	CENTENNIAL ELEMENTARY SCHOOL	HALF DAY	1	2	16	16	8	43	35	81.40%
0980	HARRISON 2	1383	CENTENNIAL ELEMENTARY SCHOOL	KINDERG/	0	1	7	13	9	30	21	70.00%
0980	HARRISON 2	1383	CENTENNIAL ELEMENTARY SCHOOL	1ST	2	2	23	26	16	69	53	76.81%
0980	HARRISON 2	1383	CENTENNIAL ELEMENTARY SCHOOL	2ND	1	1	27	29	10	68	58	85.29%
0980	HARRISON 2	1383	CENTENNIAL ELEMENTARY SCHOOL	3RD	1	2	31	20	6	60	54	90.00%
0980	HARRISON 2	1383	CENTENNIAL ELEMENTARY SCHOOL	4TH	0	2	27	22	10	61	51	83.61%
0980	HARRISON 2	1383	CENTENNIAL ELEMENTARY SCHOOL	5TH	0	3	20	20	4	47	43	91.49%
0980	HARRISON 2	1383	CENTENNIAL ELEMENTARY SCHOOL	SCHOOL T	5	14	162	163	71	415	344	82.89%
0980	HARRISON 2	1490	CHAMBERLIN ELEMENTARY SCHOOL	PK	0	2	0	11	7	20	13	65.00%
0980	HARRISON 2	1490	CHAMBERLIN ELEMENTARY SCHOOL	HALF DAY	1	0	0	10	3	14	11	78.57%
0980	HARRISON 2	1490	CHAMBERLIN ELEMENTARY SCHOOL	KINDERG/	0	0	2	6	6	14	8	57.14%
0980	HARRISON 2	1490	CHAMBERLIN ELEMENTARY SCHOOL	1ST	0	1	2	9	7	19	12	63.16%
0980	HARRISON 2	1490	CHAMBERLIN ELEMENTARY SCHOOL	2ND	0	1	3	13	14	31	17	54.84%
0980	HARRISON 2	1490	CHAMBERLIN ELEMENTARY SCHOOL	3RD	0	1	3	16	15	35	20	57.14%
0980	HARRISON 2	1490	CHAMBERLIN ELEMENTARY SCHOOL	4TH	0	1	0	14	11	26	15	57.69%
0980	HARRISON 2	1490	CHAMBERLIN ELEMENTARY SCHOOL	5TH	2	0	3	18	10	33	23	69.70%
0980	HARRISON 2	1490	CHAMBERLIN ELEMENTARY SCHOOL	SCHOOL T	3	6	13	97	73	192	119	61.98%
0980	HARRISON 2	3392	GIBERSON ELEMENTARY SCHOOL	PK	1	3	11	13	9	37	28	75.68%
0980	HARRISON 2	3392	GIBERSON ELEMENTARY SCHOOL	HALF DAY	0	4	8	16	18	46	28	60.87%
0980	HARRISON 2	3392	GIBERSON ELEMENTARY SCHOOL	KINDERG/	0	0	4	6	6	16	10	62.50%
0980	HARRISON 2	3392	GIBERSON ELEMENTARY SCHOOL	1ST	2	5	18	16	18	59	41	69.49%
0980	HARRISON 2	3392	GIBERSON ELEMENTARY SCHOOL	2ND	1	1	14	30	17	63	46	73.02%
0980	HARRISON 2	3392	GIBERSON ELEMENTARY SCHOOL	3RD	0	3	14	27	13	57	44	77.19%
0980	HARRISON 2	3392	GIBERSON ELEMENTARY SCHOOL	4TH	0	1	17	34	15	67	52	77.61%
0980	HARRISON 2	3392	GIBERSON ELEMENTARY SCHOOL	5TH	1	1	26	20	10	58	48	82.76%
0980	HARRISON 2	3392	GIBERSON ELEMENTARY SCHOOL	6TH	1	0	5	17	8	31	23	74.19%
0980	HARRISON 2	3392	GIBERSON ELEMENTARY SCHOOL	SCHOOL T	6	18	117	179	114	434	320	73.73%
0980	HARRISON 2	3522	FOX MEADOW MIDDLE SCHOOL	6TH	7	6	26	62	47	148	101	68.24%
0980	HARRISON 2	3522	FOX MEADOW MIDDLE SCHOOL	7TH	3	11	32	83	66	195	129	66.15%
0980	HARRISON 2	3522	FOX MEADOW MIDDLE SCHOOL	8TH	7	14	32	66	62	181	119	65.75%
0980	HARRISON 2	3522	FOX MEADOW MIDDLE SCHOOL	SCHOOL T	17	31	90	211	175	524	349	66.60%
0980	HARRISON 2	3806	HARRISON HIGH SCHOOL	9TH	5	14	49	158	79	305	226	74.10%
0980	HARRISON 2	3806	HARRISON HIGH SCHOOL	10TH	9	13	51	128	66	267	201	75.28%
0980	HARRISON 2	3806	HARRISON HIGH SCHOOL	11TH	8	15	49	97	64	233	169	72.53%
0980	HARRISON 2	3806	HARRISON HIGH SCHOOL	12TH	6	21	38	80	78	223	145	65.02%
0980	HARRISON 2	3806	HARRISON HIGH SCHOOL	SCHOOL T	28	63	187	463	287	1,028	741	72.08%
0980	HARRISON 2	4378	JAMES IRWIN CHARTER HIGH SCHOOL	9TH	3	10	15	28	69	125	56	44.80%
0980	HARRISON 2	4378	JAMES IRWIN CHARTER HIGH SCHOOL	10TH	1	10	9	18	59	97	38	39.18%
0980	HARRISON 2	4378	JAMES IRWIN CHARTER HIGH SCHOOL	11TH	0	6	7	10	47	70	23	32.86%
0980	HARRISON 2	4378	JAMES IRWIN CHARTER HIGH SCHOOL	12TH	0	4	2	9	45	60	15	25.00%
0980	HARRISON 2	4378	JAMES IRWIN CHARTER HIGH SCHOOL	SCHOOL T	4	30	33	65	220	352	132	37.50%
0980	HARRISON 2	4379	JAMES IRWIN CHARTER MIDDLE SCHOOL	6TH	0	6	19	31	64	120	56	46.67%
0980	HARRISON 2	4379	JAMES IRWIN CHARTER MIDDLE SCHOOL	7TH	4	5	25	25	67	126	59	46.83%
0980	HARRISON 2	4379	JAMES IRWIN CHARTER MIDDLE SCHOOL	8TH	2	4	16	19	59	100	41	41.00%
0980	HARRISON 2	4379	JAMES IRWIN CHARTER MIDDLE SCHOOL	SCHOOL T	6	15	60	75	190	346	156	45.09%




COLORADO DEPARTMENT OF EDUCATION
FALL 2007 PUPIL MEMBERSHIP BY DISTRICT, SCHOOL, GRADE, RACE/ETHNICITY, AND GENDER

District Code	DISTRICT	School Code	SCHOOL	GRADE	AMERICAN	ASIAN OR	BLACK (NOT	WHITE (NOT		Total	Total	
					INDIAN OR ALASKAN NATIVE	PACIFIC ISLANDER	HISPANIC)	HISPANIC	HISPANIC)		Minority	% Minority
0980	HARRISON 2	4380	JAMES IRWIN CHARTER ELEMENTARY SCHOOL	HALF DAY	0	7	18	17	51	93	42	45.16%
0980	HARRISON 2	4380	JAMES IRWIN CHARTER ELEMENTARY SCHOOL	1ST	1	4	10	19	36	70	34	48.57%
0980	HARRISON 2	4380	JAMES IRWIN CHARTER ELEMENTARY SCHOOL	2ND	1	3	9	14	41	68	27	39.71%
0980	HARRISON 2	4380	JAMES IRWIN CHARTER ELEMENTARY SCHOOL	3RD	1	2	6	7	38	54	16	29.63%
0980	HARRISON 2	4380	JAMES IRWIN CHARTER ELEMENTARY SCHOOL	4TH	0	5	9	8	33	55	22	40.00%
0980	HARRISON 2	4380	JAMES IRWIN CHARTER ELEMENTARY SCHOOL	5TH	1	2	1	10	38	52	14	26.92%
0980	HARRISON 2	4380	JAMES IRWIN CHARTER ELEMENTARY SCHOOL	SCHOOL T	4	23	53	75	237	392	155	39.54%
0980	HARRISON 2	6018	MONTEREY ELEMENTARY SCHOOL	PK	0	1	3	8	8	20	12	60.00%
0980	HARRISON 2	6018	MONTEREY ELEMENTARY SCHOOL	HALF DAY	1	1	7	14	15	38	23	60.53%
0980	HARRISON 2	6018	MONTEREY ELEMENTARY SCHOOL	KINDERG/	0	0	3	11	1	15	14	93.33%
0980	HARRISON 2	6018	MONTEREY ELEMENTARY SCHOOL	1ST	0	1	11	26	19	57	38	66.67%
0980	HARRISON 2	6018	MONTEREY ELEMENTARY SCHOOL	2ND	1	3	5	43	15	67	52	77.61%
0980	HARRISON 2	6018	MONTEREY ELEMENTARY SCHOOL	3RD	1	0	7	41	18	67	49	73.13%
0980	HARRISON 2	6018	MONTEREY ELEMENTARY SCHOOL	4TH	1	4	3	25	9	42	33	78.57%
0980	HARRISON 2	6018	MONTEREY ELEMENTARY SCHOOL	5TH	1	2	3	40	10	56	46	82.14%
0980	HARRISON 2	6018	MONTEREY ELEMENTARY SCHOOL	SCHOOL T	5	12	42	208	95	362	267	73.76%
0980	HARRISON 2	6162	MOUNTAIN VISTA COMMUNITY SCHOOL	HALF DAY	1	3	8	16	11	39	28	71.79%
0980	HARRISON 2	6162	MOUNTAIN VISTA COMMUNITY SCHOOL	1ST	1	2	13	16	10	42	32	76.19%
0980	HARRISON 2	6162	MOUNTAIN VISTA COMMUNITY SCHOOL	2ND	0	3	15	21	13	52	39	75.00%
0980	HARRISON 2	6162	MOUNTAIN VISTA COMMUNITY SCHOOL	3RD	2	3	10	21	10	46	36	78.26%
0980	HARRISON 2	6162	MOUNTAIN VISTA COMMUNITY SCHOOL	4TH	0	3	7	20	13	43	30	69.77%
0980	HARRISON 2	6162	MOUNTAIN VISTA COMMUNITY SCHOOL	5TH	0	1	9	16	18	44	26	59.09%
0980	HARRISON 2	6162	MOUNTAIN VISTA COMMUNITY SCHOOL	6TH	1	2	14	30	19	66	47	71.21%
0980	HARRISON 2	6162	MOUNTAIN VISTA COMMUNITY SCHOOL	7TH	0	0	16	32	27	75	48	64.00%
0980	HARRISON 2	6162	MOUNTAIN VISTA COMMUNITY SCHOOL	8TH	0	2	8	37	10	57	47	82.46%
0980	HARRISON 2	6162	MOUNTAIN VISTA COMMUNITY SCHOOL	SCHOOL T	5	19	100	209	131	464	333	71.77%
0980	HARRISON 2	6244	NEW HORIZONS DAY SCHOOL	7TH	0	0	2	2	0	4	4	100.00%
0980	HARRISON 2	6244	NEW HORIZONS DAY SCHOOL	8TH	0	0	7	5	2	14	12	85.71%
0980	HARRISON 2	6244	NEW HORIZONS DAY SCHOOL	9TH	1	0	2	15	8	26	18	69.23%
0980	HARRISON 2	6244	NEW HORIZONS DAY SCHOOL	10TH	0	0	10	11	21	42	21	50.00%
0980	HARRISON 2	6244	NEW HORIZONS DAY SCHOOL	11TH	0	1	9	18	15	43	28	65.12%
0980	HARRISON 2	6244	NEW HORIZONS DAY SCHOOL	12TH	2	4	18	38	18	80	62	77.50%
0980	HARRISON 2	6244	NEW HORIZONS DAY SCHOOL	SCHOOL T	3	5	48	89	64	209	145	69.38%
0980	HARRISON 2	6460	OAK CREEK ELEMENTARY SCHOOL	PK	0	4	1	6	13	24	11	45.83%
0980	HARRISON 2	6460	OAK CREEK ELEMENTARY SCHOOL	HALF DAY	2	2	2	54	27	87	60	68.97%
0980	HARRISON 2	6460	OAK CREEK ELEMENTARY SCHOOL	1ST	2	1	6	43	16	68	52	76.47%
0980	HARRISON 2	6460	OAK CREEK ELEMENTARY SCHOOL	2ND	0	2	4	13	13	32	19	59.38%
0980	HARRISON 2	6460	OAK CREEK ELEMENTARY SCHOOL	3RD	3	2	5	17	13	40	27	67.50%
0980	HARRISON 2	6460	OAK CREEK ELEMENTARY SCHOOL	4TH	0	1	4	12	20	37	17	45.95%
0980	HARRISON 2	6460	OAK CREEK ELEMENTARY SCHOOL	5TH	1	4	2	13	16	36	20	55.56%
0980	HARRISON 2	6460	OAK CREEK ELEMENTARY SCHOOL	SCHOOL T	8	16	24	158	118	324	206	63.58%
0980	HARRISON 2	6578	OTERO ELEMENTARY SCHOOL	PK	0	1	4	4	11	20	9	45.00%
0980	HARRISON 2	6578	OTERO ELEMENTARY SCHOOL	HALF DAY	0	6	10	15	21	52	31	59.62%
0980	HARRISON 2	6578	OTERO ELEMENTARY SCHOOL	1ST	1	5	22	18	25	71	46	64.79%
0980	HARRISON 2	6578	OTERO ELEMENTARY SCHOOL	2ND	0	7	11	16	23	57	34	59.65%
0980	HARRISON 2	6578	OTERO ELEMENTARY SCHOOL	3RD	0	7	12	18	21	58	37	63.79%
0980	HARRISON 2	6578	OTERO ELEMENTARY SCHOOL	4TH	0	4	8	15	21	48	27	56.25%
0980	HARRISON 2	6578	OTERO ELEMENTARY SCHOOL	5TH	0	5	11	15	25	56	31	55.36%
0980	HARRISON 2	6578	OTERO ELEMENTARY SCHOOL	6TH	0	2	3	2	11	18	7	38.89%
0980	HARRISON 2	6578	OTERO ELEMENTARY SCHOOL	SCHOOL T	1	37	81	103	158	380	222	58.42%
0980	HARRISON 2	6686	PANORAMA MIDDLE SCHOOL	6TH	3	5	64	60	40	172	132	76.74%
0980	HARRISON 2	6686	PANORAMA MIDDLE SCHOOL	7TH	5	17	75	76	61	234	173	73.93%
0980	HARRISON 2	6686	PANORAMA MIDDLE SCHOOL	8TH	5	6	84	94	63	252	189	75.00%
0980	HARRISON 2	6686	PANORAMA MIDDLE SCHOOL	SCHOOL T	13	28	223	230	164	658	494	75.08%
0980	HARRISON 2	6936	PIKES PEAK ELEMENTARY SCHOOL	PK	0	0	0	18	0	18	18	100.00%
0980	HARRISON 2	6936	PIKES PEAK ELEMENTARY SCHOOL	HALF DAY	1	1	10	35	7	54	47	87.04%
0980	HARRISON 2	6936	PIKES PEAK ELEMENTARY SCHOOL	KINDERG/	0	0	1	9	6	16	10	62.50%
0980	HARRISON 2	6936	PIKES PEAK ELEMENTARY SCHOOL	1ST	1	4	17	41	13	76	63	82.89%
0980	HARRISON 2	6936	PIKES PEAK ELEMENTARY SCHOOL	2ND	1	0	15	47	11	74	63	85.14%
0980	HARRISON 2	6936	PIKES PEAK ELEMENTARY SCHOOL	3RD	0	3	12	23	14	52	38	73.08%
0980	HARRISON 2	6936	PIKES PEAK ELEMENTARY SCHOOL	4TH	0	6	12	31	7	56	49	87.50%
0980	HARRISON 2	6936	PIKES PEAK ELEMENTARY SCHOOL	5TH	2	3	8	28	13	54	41	75.93%
0980	HARRISON 2	6936	PIKES PEAK ELEMENTARY SCHOOL	SCHOOL T	5	17	75	232	71	400	329	82.25%



COLORADO DEPARTMENT OF EDUCATION
FALL 2007 PUPIL MEMBERSHIP BY DISTRICT, SCHOOL, GRADE, RACE/ETHNICITY, AND GENDER

District Code	DISTRICT	School Code	SCHOOL	GRADE	AMERICAN	ASIAN OR	BLACK (NOT	WHITE (NOT		Total	Total	
					INDIAN OR ALASKAN NATIVE	PACIFIC ISLANDER	HISPANIC)	HISPANIC	HISPANIC)		Minority	% Minority
0980	HARRISON 2	7611	SAND CREEK ELEMENTARY SCHOOL	PK	0	0	2	18	3	23	20	86.96%
0980	HARRISON 2	7611	SAND CREEK ELEMENTARY SCHOOL	HALF DAY	6	3	11	31	18	69	51	73.91%
0980	HARRISON 2	7611	SAND CREEK ELEMENTARY SCHOOL	1ST	8	3	19	40	25	95	70	73.68%
0980	HARRISON 2	7611	SAND CREEK ELEMENTARY SCHOOL	2ND	4	8	22	38	19	91	72	79.12%
0980	HARRISON 2	7611	SAND CREEK ELEMENTARY SCHOOL	3RD	4	2	14	27	22	69	47	68.12%
0980	HARRISON 2	7611	SAND CREEK ELEMENTARY SCHOOL	4TH	6	5	21	35	22	89	67	75.28%
0980	HARRISON 2	7611	SAND CREEK ELEMENTARY SCHOOL	5TH	3	2	26	31	12	74	62	83.78%
0980	HARRISON 2	7611	SAND CREEK ELEMENTARY SCHOOL	SCHOOL T	31	23	115	220	121	510	389	76.27%
0980	HARRISON 2	7882	SIERRA HIGH SCHOOL	9TH	7	16	107	114	71	315	244	77.46%
0980	HARRISON 2	7882	SIERRA HIGH SCHOOL	10TH	3	17	102	104	72	298	226	75.84%
0980	HARRISON 2	7882	SIERRA HIGH SCHOOL	11TH	3	10	111	87	77	288	211	73.26%
0980	HARRISON 2	7882	SIERRA HIGH SCHOOL	12TH	4	17	114	63	76	274	198	72.26%
0980	HARRISON 2	7882	SIERRA HIGH SCHOOL	SCHOOL T	17	60	434	368	296	1,175	879	74.81%
0980	HARRISON 2	8034	SOARING EAGLES ELEMENTARY SCHOOL	PK	0	0	2	11	11	24	13	54.17%
0980	HARRISON 2	8034	SOARING EAGLES ELEMENTARY SCHOOL	HALF DAY	1	4	11	28	30	74	44	59.46%
0980	HARRISON 2	8034	SOARING EAGLES ELEMENTARY SCHOOL	1ST	1	6	12	28	24	71	47	66.20%
0980	HARRISON 2	8034	SOARING EAGLES ELEMENTARY SCHOOL	2ND	1	2	19	37	40	99	59	59.60%
0980	HARRISON 2	8034	SOARING EAGLES ELEMENTARY SCHOOL	3RD	0	4	24	29	24	81	57	70.37%
0980	HARRISON 2	8034	SOARING EAGLES ELEMENTARY SCHOOL	4TH	0	11	12	24	33	80	47	58.75%
0980	HARRISON 2	8034	SOARING EAGLES ELEMENTARY SCHOOL	5TH	0	10	12	24	36	82	46	56.10%
0980	HARRISON 2	8034	SOARING EAGLES ELEMENTARY SCHOOL	6TH	0	5	4	16	20	45	25	55.56%
0980	HARRISON 2	8034	SOARING EAGLES ELEMENTARY SCHOOL	SCHOOL T	3	42	96	197	218	556	338	60.79%
0980	HARRISON 2	8337	STRATMOOR HILLS ELEMENTARY SCHOOL	PK	0	2	12	22	24	60	36	60.00%
0980	HARRISON 2	8337	STRATMOOR HILLS ELEMENTARY SCHOOL	HALF DAY	2	4	5	18	21	50	29	58.00%
0980	HARRISON 2	8337	STRATMOOR HILLS ELEMENTARY SCHOOL	1ST	3	2	6	20	20	51	31	60.78%
0980	HARRISON 2	8337	STRATMOOR HILLS ELEMENTARY SCHOOL	2ND	0	1	15	17	18	51	33	64.71%
0980	HARRISON 2	8337	STRATMOOR HILLS ELEMENTARY SCHOOL	3RD	3	1	6	14	15	39	24	61.54%
0980	HARRISON 2	8337	STRATMOOR HILLS ELEMENTARY SCHOOL	4TH	1	1	12	14	10	38	28	73.68%
0980	HARRISON 2	8337	STRATMOOR HILLS ELEMENTARY SCHOOL	5TH	1	0	4	16	15	36	21	58.33%
0980	HARRISON 2	8337	STRATMOOR HILLS ELEMENTARY SCHOOL	6TH	1	1	1	7	5	15	10	66.67%
0980	HARRISON 2	8337	STRATMOOR HILLS ELEMENTARY SCHOOL	SCHOOL T	11	12	61	128	128	340	212	62.35%
0980	HARRISON 2	8350	STRATTON MEADOWS ELEMENTARY SCHOOL	PK	1	2	3	28	8	42	34	80.95%
0980	HARRISON 2	8350	STRATTON MEADOWS ELEMENTARY SCHOOL	HALF DAY	0	1	5	10	7	23	16	69.57%
0980	HARRISON 2	8350	STRATTON MEADOWS ELEMENTARY SCHOOL	KINDERG/	2	0	4	18	6	30	24	80.00%
0980	HARRISON 2	8350	STRATTON MEADOWS ELEMENTARY SCHOOL	1ST	3	1	11	22	10	47	37	78.72%
0980	HARRISON 2	8350	STRATTON MEADOWS ELEMENTARY SCHOOL	2ND	1	4	12	28	13	58	45	77.59%
0980	HARRISON 2	8350	STRATTON MEADOWS ELEMENTARY SCHOOL	3RD	3	1	9	21	10	44	34	77.27%
0980	HARRISON 2	8350	STRATTON MEADOWS ELEMENTARY SCHOOL	4TH	1	0	8	16	12	37	25	67.57%
0980	HARRISON 2	8350	STRATTON MEADOWS ELEMENTARY SCHOOL	5TH	3	4	8	21	9	45	36	80.00%
0980	HARRISON 2	8350	STRATTON MEADOWS ELEMENTARY SCHOOL	SCHOOL T	14	13	60	164	75	326	251	76.99%
0980	HARRISON 2	8923	TURMAN ELEMENTARY SCHOOL	PK	0	0	8	23	9	40	31	77.50%
0980	HARRISON 2	8923	TURMAN ELEMENTARY SCHOOL	HALF DAY	0	1	13	17	7	38	31	81.58%
0980	HARRISON 2	8923	TURMAN ELEMENTARY SCHOOL	KINDERG/	1	0	5	6	2	14	12	85.71%
0980	HARRISON 2	8923	TURMAN ELEMENTARY SCHOOL	1ST	1	2	20	17	17	57	40	70.18%
0980	HARRISON 2	8923	TURMAN ELEMENTARY SCHOOL	2ND	2	0	22	20	16	60	44	73.33%
0980	HARRISON 2	8923	TURMAN ELEMENTARY SCHOOL	3RD	0	1	12	18	15	46	31	67.39%
0980	HARRISON 2	8923	TURMAN ELEMENTARY SCHOOL	4TH	1	0	23	11	12	47	35	74.47%
0980	HARRISON 2	8923	TURMAN ELEMENTARY SCHOOL	5TH	0	3	17	11	15	46	31	67.39%
0980	HARRISON 2	8923	TURMAN ELEMENTARY SCHOOL	SCHOOL T	5	7	120	123	93	348	255	73.28%
0980	HARRISON 2	8940	SHIVERS ACADEMY CHARTER SCHOOL	9TH	0	0	1	2	0	3	3	100.00%
0980	HARRISON 2	8940	SHIVERS ACADEMY CHARTER SCHOOL	10TH	0	0	3	2	2	7	5	71.43%
0980	HARRISON 2	8940	SHIVERS ACADEMY CHARTER SCHOOL	11TH	0	1	2	3	0	6	6	100.00%
0980	HARRISON 2	8940	SHIVERS ACADEMY CHARTER SCHOOL	12TH	0	0	10	1	2	13	11	84.62%
0980	HARRISON 2	8940	SHIVERS ACADEMY CHARTER SCHOOL	SCHOOL T	0	1	16	8	4	29	25	86.21%
0980	HARRISON 2	9602	WILDFLOWER ELEMENTARY SCHOOL	PK	1	2	8	14	12	37	25	67.57%
0980	HARRISON 2	9602	WILDFLOWER ELEMENTARY SCHOOL	HALF DAY	1	3	8	11	21	44	23	52.27%
0980	HARRISON 2	9602	WILDFLOWER ELEMENTARY SCHOOL	1ST	0	6	13	10	20	49	29	59.18%
0980	HARRISON 2	9602	WILDFLOWER ELEMENTARY SCHOOL	2ND	1	4	17	15	21	58	37	63.79%
0980	HARRISON 2	9602	WILDFLOWER ELEMENTARY SCHOOL	3RD	0	0	15	13	13	41	28	68.29%
0980	HARRISON 2	9602	WILDFLOWER ELEMENTARY SCHOOL	4TH	2	4	22	14	16	58	42	72.41%
0980	HARRISON 2	9602	WILDFLOWER ELEMENTARY SCHOOL	5TH	0	2	19	14	19	54	35	64.81%
0980	HARRISON 2	9602	WILDFLOWER ELEMENTARY SCHOOL	SCHOOL T	5	21	102	91	122	341	219	64.22%
0980	HARRISON 2		DISTRICT TOTAL		222	553	2,560	4,352	3,480	11,167	7,687	68.84%



COLORADO DEPARTMENT OF EDUCATION
FALL 2007 PUPIL MEMBERSHIP BY DISTRICT, SCHOOL, GRADE, RACE/ETHNICITY, AND GENDER

District Code	DISTRICT	School Code	SCHOOL	GRADE	AMERICAN INDIAN OR ALASKAN NATIVE	ASIAN OR PACIFIC ISLANDER	BLACK (NOT HISPANIC)	HISPANIC	WHITE (NOT HISPANIC)	Total	Total	
											Minority	% Minority
0990	WIDEFIELD 3	0000	NOT IN A SCHOOL	7TH	0	0	0	0	1	1	0	0.00%
0990	WIDEFIELD 3	0000	NOT IN A SCHOOL	10TH	0	0	1	1	3	5	2	40.00%
0990	WIDEFIELD 3	0000	NOT IN A SCHOOL	11TH	0	0	1	0	0	1	1	100.00%
0990	WIDEFIELD 3	0000	NOT IN A SCHOOL	SCHOOL T	0	0	2	1	4	7	3	42.86%
0990	WIDEFIELD 3	3234	FRENCH ELEMENTARY SCHOOL	HALF DAY	2	2	8	6	28	46	18	39.13%
0990	WIDEFIELD 3	3234	FRENCH ELEMENTARY SCHOOL	KINDERG/	1	0	16	9	31	57	26	45.61%
0990	WIDEFIELD 3	3234	FRENCH ELEMENTARY SCHOOL	1ST	1	3	13	13	68	98	30	30.61%
0990	WIDEFIELD 3	3234	FRENCH ELEMENTARY SCHOOL	2ND	2	7	16	10	56	91	35	38.46%
0990	WIDEFIELD 3	3234	FRENCH ELEMENTARY SCHOOL	3RD	1	6	14	20	49	90	41	45.56%
0990	WIDEFIELD 3	3234	FRENCH ELEMENTARY SCHOOL	4TH	0	4	16	17	56	93	37	39.78%
0990	WIDEFIELD 3	3234	FRENCH ELEMENTARY SCHOOL	5TH	3	4	12	15	52	86	34	39.53%
0990	WIDEFIELD 3	3234	FRENCH ELEMENTARY SCHOOL	6TH	2	3	8	17	45	75	30	40.00%
0990	WIDEFIELD 3	3234	FRENCH ELEMENTARY SCHOOL	SCHOOL T	12	29	103	107	385	636	251	39.47%
0990	WIDEFIELD 3	4346	TALBOTT ELEMENTARY SCHOOL	HALF DAY	0	0	3	8	23	34	11	32.35%
0990	WIDEFIELD 3	4346	TALBOTT ELEMENTARY SCHOOL	KINDERG/	0	2	6	5	22	35	13	37.14%
0990	WIDEFIELD 3	4346	TALBOTT ELEMENTARY SCHOOL	1ST	1	3	9	14	37	64	27	42.19%
0990	WIDEFIELD 3	4346	TALBOTT ELEMENTARY SCHOOL	2ND	0	3	8	12	29	52	23	44.23%
0990	WIDEFIELD 3	4346	TALBOTT ELEMENTARY SCHOOL	3RD	0	3	7	12	44	66	22	33.33%
0990	WIDEFIELD 3	4346	TALBOTT ELEMENTARY SCHOOL	4TH	2	4	7	14	38	65	27	41.54%
0990	WIDEFIELD 3	4346	TALBOTT ELEMENTARY SCHOOL	5TH	2	0	10	4	43	59	16	27.12%
0990	WIDEFIELD 3	4346	TALBOTT ELEMENTARY SCHOOL	6TH	1	2	10	7	44	64	20	31.25%
0990	WIDEFIELD 3	4346	TALBOTT ELEMENTARY SCHOOL	SCHOOL T	6	17	60	76	280	439	159	36.22%
0990	WIDEFIELD 3	4394	JANITELL JUNIOR HIGH SCHOOL	7TH	4	13	40	49	140	246	106	43.09%
0990	WIDEFIELD 3	4394	JANITELL JUNIOR HIGH SCHOOL	8TH	3	10	47	39	147	246	99	40.24%
0990	WIDEFIELD 3	4394	JANITELL JUNIOR HIGH SCHOOL	SCHOOL T	7	23	87	88	287	492	205	41.67%
0990	WIDEFIELD 3	5033	JAMES MADISON CHARTER ACADEMY SCHOOL	KINDERG/	1	1	4	5	17	28	11	39.29%
0990	WIDEFIELD 3	5033	JAMES MADISON CHARTER ACADEMY SCHOOL	1ST	0	2	6	2	15	25	10	40.00%
0990	WIDEFIELD 3	5033	JAMES MADISON CHARTER ACADEMY SCHOOL	2ND	0	0	2	6	22	30	8	26.67%
0990	WIDEFIELD 3	5033	JAMES MADISON CHARTER ACADEMY SCHOOL	3RD	0	2	8	3	13	26	13	50.00%
0990	WIDEFIELD 3	5033	JAMES MADISON CHARTER ACADEMY SCHOOL	4TH	0	0	5	2	9	16	7	43.75%
0990	WIDEFIELD 3	5033	JAMES MADISON CHARTER ACADEMY SCHOOL	5TH	0	1	6	5	9	21	12	57.14%
0990	WIDEFIELD 3	5033	JAMES MADISON CHARTER ACADEMY SCHOOL	6TH	0	0	1	1	1	3	2	66.67%
0990	WIDEFIELD 3	5033	JAMES MADISON CHARTER ACADEMY SCHOOL	7TH	0	0	4	1	3	8	5	62.50%
0990	WIDEFIELD 3	5033	JAMES MADISON CHARTER ACADEMY SCHOOL	SCHOOL T	1	6	36	25	89	157	68	43.31%
0990	WIDEFIELD 3	5602	MARTIN LUTHER KING JR ELEMENTARY SCHOOL	HALF DAY	0	1	3	4	18	26	8	30.77%
0990	WIDEFIELD 3	5602	MARTIN LUTHER KING JR ELEMENTARY SCHOOL	KINDERG/	0	0	2	4	17	23	6	26.09%
0990	WIDEFIELD 3	5602	MARTIN LUTHER KING JR ELEMENTARY SCHOOL	1ST	0	3	10	17	39	69	30	43.48%
0990	WIDEFIELD 3	5602	MARTIN LUTHER KING JR ELEMENTARY SCHOOL	2ND	0	4	12	9	41	66	25	37.88%
0990	WIDEFIELD 3	5602	MARTIN LUTHER KING JR ELEMENTARY SCHOOL	3RD	0	3	13	13	39	68	29	42.65%
0990	WIDEFIELD 3	5602	MARTIN LUTHER KING JR ELEMENTARY SCHOOL	4TH	0	3	10	13	40	66	26	39.39%
0990	WIDEFIELD 3	5602	MARTIN LUTHER KING JR ELEMENTARY SCHOOL	5TH	1	3	9	11	43	67	24	35.82%
0990	WIDEFIELD 3	5602	MARTIN LUTHER KING JR ELEMENTARY SCHOOL	6TH	1	1	14	13	48	77	29	37.66%
0990	WIDEFIELD 3	5602	MARTIN LUTHER KING JR ELEMENTARY SCHOOL	SCHOOL T	2	18	73	84	285	462	177	38.31%
0990	WIDEFIELD 3	5841	MESA RIDGE HIGH SCHOOL	9TH	5	11	56	60	197	329	132	40.12%
0990	WIDEFIELD 3	5841	MESA RIDGE HIGH SCHOOL	10TH	6	12	57	56	181	312	131	41.99%
0990	WIDEFIELD 3	5841	MESA RIDGE HIGH SCHOOL	11TH	3	10	54	47	189	303	114	37.62%
0990	WIDEFIELD 3	5841	MESA RIDGE HIGH SCHOOL	12TH	4	12	56	36	178	286	108	37.76%
0990	WIDEFIELD 3	5841	MESA RIDGE HIGH SCHOOL	SCHOOL T	18	45	223	199	745	1,230	485	39.43%
0990	WIDEFIELD 3	6362	NORTH ELEMENTARY SCHOOL	HALF DAY	0	1	1	8	11	21	10	47.62%
0990	WIDEFIELD 3	6362	NORTH ELEMENTARY SCHOOL	KINDERG/	2	0	0	5	5	12	7	58.33%
0990	WIDEFIELD 3	6362	NORTH ELEMENTARY SCHOOL	1ST	0	2	5	10	25	42	17	40.48%
0990	WIDEFIELD 3	6362	NORTH ELEMENTARY SCHOOL	2ND	0	0	3	8	25	36	11	30.56%
0990	WIDEFIELD 3	6362	NORTH ELEMENTARY SCHOOL	3RD	1	5	1	11	21	39	18	46.15%
0990	WIDEFIELD 3	6362	NORTH ELEMENTARY SCHOOL	4TH	0	1	5	11	23	40	17	42.50%
0990	WIDEFIELD 3	6362	NORTH ELEMENTARY SCHOOL	5TH	1	1	2	12	25	41	16	39.02%
0990	WIDEFIELD 3	6362	NORTH ELEMENTARY SCHOOL	6TH	0	1	3	10	26	40	14	35.00%
0990	WIDEFIELD 3	6362	NORTH ELEMENTARY SCHOOL	SCHOOL T	4	11	20	75	161	271	110	40.59%
0990	WIDEFIELD 3	6952	PINELLO ELEMENTARY SCHOOL	HALF DAY	1	0	2	6	15	24	9	37.50%
0990	WIDEFIELD 3	6952	PINELLO ELEMENTARY SCHOOL	KINDERG/	1	3	2	3	14	23	9	39.13%
0990	WIDEFIELD 3	6952	PINELLO ELEMENTARY SCHOOL	1ST	1	5	6	12	37	61	24	39.34%
0990	WIDEFIELD 3	6952	PINELLO ELEMENTARY SCHOOL	2ND	1	3	10	8	28	50	22	44.00%
0990	WIDEFIELD 3	6952	PINELLO ELEMENTARY SCHOOL	3RD	0	1	4	10	29	44	15	34.09%
0990	WIDEFIELD 3	6952	PINELLO ELEMENTARY SCHOOL	4TH	0	2	8	10	29	49	20	40.82%

COLORADO DEPARTMENT OF EDUCATION
FALL 2007 PUPIL MEMBERSHIP BY DISTRICT, SCHOOL, GRADE, RACE/ETHNICITY, AND GENDER

District Code	DISTRICT	School Code	SCHOOL	GRADE	AMERICAN	ASIAN OR	BLACK (NOT	WHITE (NOT		Total	Total	
					INDIAN OR ALASKAN NATIVE	PACIFIC ISLANDER	HISPANIC)	HISPANIC	HISPANIC)		Minority	% Minority
0990	WIDEFIELD 3	6952	PINELLO ELEMENTARY SCHOOL	5TH	3	2	4	14	27	50	23	46.00%
0990	WIDEFIELD 3	6952	PINELLO ELEMENTARY SCHOOL	6TH	0	1	8	9	19	37	18	48.65%
0990	WIDEFIELD 3	6952	PINELLO ELEMENTARY SCHOOL	SCHOOL T	7	17	44	72	198	338	140	41.42%
0990	WIDEFIELD 3	8122	VENETUCCI ELEMENTARY SCHOOL	HALF DAY	0	2	3	9	18	32	14	43.75%
0990	WIDEFIELD 3	8122	VENETUCCI ELEMENTARY SCHOOL	KINDERG/	1	1	3	3	4	12	8	66.67%
0990	WIDEFIELD 3	8122	VENETUCCI ELEMENTARY SCHOOL	1ST	0	5	8	18	37	68	31	45.59%
0990	WIDEFIELD 3	8122	VENETUCCI ELEMENTARY SCHOOL	2ND	3	0	12	15	35	65	30	46.15%
0990	WIDEFIELD 3	8122	VENETUCCI ELEMENTARY SCHOOL	3RD	1	2	11	18	37	69	32	46.38%
0990	WIDEFIELD 3	8122	VENETUCCI ELEMENTARY SCHOOL	4TH	1	2	8	20	32	63	31	49.21%
0990	WIDEFIELD 3	8122	VENETUCCI ELEMENTARY SCHOOL	5TH	0	4	5	15	43	67	24	35.82%
0990	WIDEFIELD 3	8122	VENETUCCI ELEMENTARY SCHOOL	6TH	1	3	15	16	33	68	35	51.47%
0990	WIDEFIELD 3	8122	VENETUCCI ELEMENTARY SCHOOL	SCHOOL T	7	19	65	114	239	444	205	46.17%
0990	WIDEFIELD 3	8178	SPROUL JUNIOR HIGH SCHOOL	7TH	1	7	31	41	103	183	80	43.72%
0990	WIDEFIELD 3	8178	SPROUL JUNIOR HIGH SCHOOL	8TH	0	8	38	38	107	191	84	43.98%
0990	WIDEFIELD 3	8178	SPROUL JUNIOR HIGH SCHOOL	SCHOOL T	1	15	69	79	210	374	164	43.85%
0990	WIDEFIELD 3	8392	SUNRISE ELEMENTARY SCHOOL	HALF DAY	1	5	7	12	26	51	25	49.02%
0990	WIDEFIELD 3	8392	SUNRISE ELEMENTARY SCHOOL	KINDERG/	0	4	9	11	22	46	24	52.17%
0990	WIDEFIELD 3	8392	SUNRISE ELEMENTARY SCHOOL	1ST	0	5	9	26	60	100	40	40.00%
0990	WIDEFIELD 3	8392	SUNRISE ELEMENTARY SCHOOL	2ND	2	3	19	21	65	110	45	40.91%
0990	WIDEFIELD 3	8392	SUNRISE ELEMENTARY SCHOOL	3RD	1	4	17	18	45	85	40	47.06%
0990	WIDEFIELD 3	8392	SUNRISE ELEMENTARY SCHOOL	4TH	2	2	18	18	54	94	40	42.55%
0990	WIDEFIELD 3	8392	SUNRISE ELEMENTARY SCHOOL	5TH	1	4	8	23	50	86	36	41.86%
0990	WIDEFIELD 3	8392	SUNRISE ELEMENTARY SCHOOL	6TH	1	3	15	20	60	99	39	39.39%
0990	WIDEFIELD 3	8392	SUNRISE ELEMENTARY SCHOOL	SCHOOL T	8	30	102	149	382	671	289	43.07%
0990	WIDEFIELD 3	9294	WATSON JUNIOR HIGH SCHOOL	7TH	3	8	24	45	137	217	80	36.87%
0990	WIDEFIELD 3	9294	WATSON JUNIOR HIGH SCHOOL	8TH	3	7	35	29	136	210	74	35.24%
0990	WIDEFIELD 3	9294	WATSON JUNIOR HIGH SCHOOL	SCHOOL T	6	15	59	74	273	427	154	36.07%
0990	WIDEFIELD 3	9334	WEBSTER ELEMENTARY SCHOOL	HALF DAY	0	3	5	11	19	38	19	50.00%
0990	WIDEFIELD 3	9334	WEBSTER ELEMENTARY SCHOOL	KINDERG/	1	3	7	9	24	44	20	45.45%
0990	WIDEFIELD 3	9334	WEBSTER ELEMENTARY SCHOOL	1ST	2	5	10	22	38	77	39	50.65%
0990	WIDEFIELD 3	9334	WEBSTER ELEMENTARY SCHOOL	2ND	2	3	6	14	38	63	25	39.68%
0990	WIDEFIELD 3	9334	WEBSTER ELEMENTARY SCHOOL	3RD	1	4	19	15	46	85	39	45.88%
0990	WIDEFIELD 3	9334	WEBSTER ELEMENTARY SCHOOL	4TH	1	7	12	9	38	67	29	43.28%
0990	WIDEFIELD 3	9334	WEBSTER ELEMENTARY SCHOOL	5TH	1	3	9	12	48	73	25	34.25%
0990	WIDEFIELD 3	9334	WEBSTER ELEMENTARY SCHOOL	6TH	1	3	9	11	44	68	24	35.29%
0990	WIDEFIELD 3	9334	WEBSTER ELEMENTARY SCHOOL	SCHOOL T	9	31	77	103	295	515	220	42.72%
0990	WIDEFIELD 3	9560	DISCOVERY HIGH SCHOOL	9TH	0	1	0	0	2	3	1	33.33%
0990	WIDEFIELD 3	9560	DISCOVERY HIGH SCHOOL	10TH	1	0	1	5	14	21	7	33.33%
0990	WIDEFIELD 3	9560	DISCOVERY HIGH SCHOOL	11TH	0	2	2	4	15	23	8	34.78%
0990	WIDEFIELD 3	9560	DISCOVERY HIGH SCHOOL	12TH	1	3	5	12	27	48	21	43.75%
0990	WIDEFIELD 3	9560	DISCOVERY HIGH SCHOOL	SCHOOL T	2	6	8	21	58	95	37	38.95%
0990	WIDEFIELD 3	9562	WIDEFIELD ELEMENTARY SCHOOL	HALF DAY	0	2	6	3	21	32	11	34.38%
0990	WIDEFIELD 3	9562	WIDEFIELD ELEMENTARY SCHOOL	KINDERG/	0	0	3	7	10	20	10	50.00%
0990	WIDEFIELD 3	9562	WIDEFIELD ELEMENTARY SCHOOL	1ST	2	3	8	8	46	67	21	31.34%
0990	WIDEFIELD 3	9562	WIDEFIELD ELEMENTARY SCHOOL	2ND	0	1	8	10	35	54	19	35.19%
0990	WIDEFIELD 3	9562	WIDEFIELD ELEMENTARY SCHOOL	3RD	2	3	6	9	23	43	20	46.51%
0990	WIDEFIELD 3	9562	WIDEFIELD ELEMENTARY SCHOOL	4TH	0	2	7	12	32	53	21	39.62%
0990	WIDEFIELD 3	9562	WIDEFIELD ELEMENTARY SCHOOL	5TH	1	4	8	12	37	62	25	40.32%
0990	WIDEFIELD 3	9562	WIDEFIELD ELEMENTARY SCHOOL	6TH	1	0	2	8	38	49	11	22.45%
0990	WIDEFIELD 3	9562	WIDEFIELD ELEMENTARY SCHOOL	SCHOOL T	6	15	48	69	242	380	138	36.32%
0990	WIDEFIELD 3	9566	WIDEFIELD HIGH SCHOOL	9TH	3	10	61	67	196	337	141	41.84%
0990	WIDEFIELD 3	9566	WIDEFIELD HIGH SCHOOL	10TH	3	21	67	70	176	337	161	47.77%
0990	WIDEFIELD 3	9566	WIDEFIELD HIGH SCHOOL	11TH	2	11	55	43	178	289	111	38.41%
0990	WIDEFIELD 3	9566	WIDEFIELD HIGH SCHOOL	12TH	2	22	32	47	182	285	103	36.14%
0990	WIDEFIELD 3	9566	WIDEFIELD HIGH SCHOOL	SCHOOL T	10	64	215	227	732	1,248	516	41.35%
0990	WIDEFIELD 3	9656	WILSON PRESCHOOL	PK	3	12	40	53	194	302	108	35.76%
0990	WIDEFIELD 3	9656	WILSON PRESCHOOL	SCHOOL T	3	12	40	53	194	302	108	35.76%
0990	WIDEFIELD 3		DISTRICT TOTAL		109	373	1,331	1,616	5,059	8,488	3,429	40.40%
1000	FOUNTAIN 8	0203	LORRAINE SECONDARY SCHOOL	6TH	0	0	0	1	2	2	1	50.00%
1000	FOUNTAIN 8	0203	LORRAINE SECONDARY SCHOOL	7TH	0	0	1	3	4	8	4	50.00%
1000	FOUNTAIN 8	0203	LORRAINE SECONDARY SCHOOL	8TH	0	0	2	1	3	6	3	50.00%
1000	FOUNTAIN 8	0203	LORRAINE SECONDARY SCHOOL	9TH	1	2	2	1	17	23	6	26.09%
1000	FOUNTAIN 8	0203	LORRAINE SECONDARY SCHOOL	10TH	0	2	0	1	9	12	3	25.00%



COLORADO DEPARTMENT OF EDUCATION
FALL 2007 PUPIL MEMBERSHIP BY DISTRICT, SCHOOL, GRADE, RACE/ETHNICITY, AND GENDER

District Code	DISTRICT	School Code	SCHOOL	GRADE	AMERICAN	ASIAN OR	BLACK (NOT	WHITE (NOT		Total	Total	
					INDIAN OR ALASKAN NATIVE	PACIFIC ISLANDER	HISPANIC)	HISPANIC	HISPANIC)		Minority	% Minority
1000	FOUNTAIN 8	0203	LORRAINE SECONDARY SCHOOL	11TH	0	0	2	3	10	15	5	33.33%
1000	FOUNTAIN 8	0203	LORRAINE SECONDARY SCHOOL	12TH	1	0	1	0	7	9	2	22.22%
1000	FOUNTAIN 8	0203	LORRAINE SECONDARY SCHOOL	SCHOOL T	2	4	8	10	51	75	24	32.00%
1000	FOUNTAIN 8	1332	CARSON MIDDLE SCHOOL	6TH	4	6	47	30	96	183	87	47.54%
1000	FOUNTAIN 8	1332	CARSON MIDDLE SCHOOL	7TH	2	5	57	25	91	180	89	49.44%
1000	FOUNTAIN 8	1332	CARSON MIDDLE SCHOOL	8TH	4	3	42	24	69	142	73	51.41%
1000	FOUNTAIN 8	1332	CARSON MIDDLE SCHOOL	SCHOOL T	10	14	146	79	256	505	249	49.31%
1000	FOUNTAIN 8	1334	ABRAMS ELEMENTARY SCHOOL	PK	0	0	9	4	19	32	13	40.63%
1000	FOUNTAIN 8	1334	ABRAMS ELEMENTARY SCHOOL	HALF DAY	1	6	5	12	46	70	24	34.29%
1000	FOUNTAIN 8	1334	ABRAMS ELEMENTARY SCHOOL	KINDERG/	0	0	8	8	25	41	16	39.02%
1000	FOUNTAIN 8	1334	ABRAMS ELEMENTARY SCHOOL	1ST	1	3	20	32	61	117	56	47.86%
1000	FOUNTAIN 8	1334	ABRAMS ELEMENTARY SCHOOL	2ND	3	4	18	20	65	110	45	40.91%
1000	FOUNTAIN 8	1334	ABRAMS ELEMENTARY SCHOOL	3RD	1	1	23	19	42	86	44	51.16%
1000	FOUNTAIN 8	1334	ABRAMS ELEMENTARY SCHOOL	4TH	2	5	16	18	46	87	41	47.13%
1000	FOUNTAIN 8	1334	ABRAMS ELEMENTARY SCHOOL	5TH	2	2	12	6	47	69	22	31.88%
1000	FOUNTAIN 8	1334	ABRAMS ELEMENTARY SCHOOL	SCHOOL T	10	21	111	119	351	612	261	42.65%
1000	FOUNTAIN 8	3027	EAGLESIDE ELEMENTARY SCHOOL	PK	1	1	6	8	18	34	16	47.06%
1000	FOUNTAIN 8	3027	EAGLESIDE ELEMENTARY SCHOOL	HALF DAY	1	1	7	7	28	44	16	36.36%
1000	FOUNTAIN 8	3027	EAGLESIDE ELEMENTARY SCHOOL	KINDERG/	1	2	1	4	17	25	8	32.00%
1000	FOUNTAIN 8	3027	EAGLESIDE ELEMENTARY SCHOOL	1ST	1	1	2	17	42	63	21	33.33%
1000	FOUNTAIN 8	3027	EAGLESIDE ELEMENTARY SCHOOL	2ND	1	2	4	14	27	48	21	43.75%
1000	FOUNTAIN 8	3027	EAGLESIDE ELEMENTARY SCHOOL	3RD	2	2	5	14	22	45	23	51.11%
1000	FOUNTAIN 8	3027	EAGLESIDE ELEMENTARY SCHOOL	4TH	1	2	8	15	34	60	26	43.33%
1000	FOUNTAIN 8	3027	EAGLESIDE ELEMENTARY SCHOOL	5TH	0	2	5	16	38	61	23	37.70%
1000	FOUNTAIN 8	3027	EAGLESIDE ELEMENTARY SCHOOL	SCHOOL T	8	13	38	95	226	380	154	40.53%
1000	FOUNTAIN 8	3102	ARAGON ELEMENTARY SCHOOL	PK	1	0	3	9	17	30	13	43.33%
1000	FOUNTAIN 8	3102	ARAGON ELEMENTARY SCHOOL	HALF DAY	0	0	4	20	32	56	24	42.86%
1000	FOUNTAIN 8	3102	ARAGON ELEMENTARY SCHOOL	KINDERG/	0	1	2	4	16	23	7	30.43%
1000	FOUNTAIN 8	3102	ARAGON ELEMENTARY SCHOOL	1ST	0	2	9	18	47	76	29	38.16%
1000	FOUNTAIN 8	3102	ARAGON ELEMENTARY SCHOOL	2ND	1	2	11	28	46	88	42	47.73%
1000	FOUNTAIN 8	3102	ARAGON ELEMENTARY SCHOOL	3RD	1	4	7	14	49	75	26	34.67%
1000	FOUNTAIN 8	3102	ARAGON ELEMENTARY SCHOOL	4TH	1	1	6	24	42	74	32	43.24%
1000	FOUNTAIN 8	3102	ARAGON ELEMENTARY SCHOOL	5TH	1	3	7	11	43	65	22	33.85%
1000	FOUNTAIN 8	3102	ARAGON ELEMENTARY SCHOOL	SCHOOL T	5	13	49	128	292	487	195	40.04%
1000	FOUNTAIN 8	3106	FOUNTAIN MIDDLE SCHOOL	6TH	6	5	37	43	180	271	91	33.58%
1000	FOUNTAIN 8	3106	FOUNTAIN MIDDLE SCHOOL	7TH	5	10	48	36	201	300	99	33.00%
1000	FOUNTAIN 8	3106	FOUNTAIN MIDDLE SCHOOL	8TH	6	8	51	64	142	271	129	47.60%
1000	FOUNTAIN 8	3106	FOUNTAIN MIDDLE SCHOOL	SCHOOL T	17	23	136	143	523	842	319	37.89%
1000	FOUNTAIN 8	3108	MESA ELEMENTARY SCHOOL	HALF DAY	1	0	5	8	21	35	14	40.00%
1000	FOUNTAIN 8	3108	MESA ELEMENTARY SCHOOL	KINDERG/	1	2	2	5	14	24	10	41.67%
1000	FOUNTAIN 8	3108	MESA ELEMENTARY SCHOOL	1ST	1	2	6	14	54	77	23	29.87%
1000	FOUNTAIN 8	3108	MESA ELEMENTARY SCHOOL	2ND	0	2	8	18	49	77	28	36.36%
1000	FOUNTAIN 8	3108	MESA ELEMENTARY SCHOOL	3RD	1	2	16	18	53	90	37	41.11%
1000	FOUNTAIN 8	3108	MESA ELEMENTARY SCHOOL	4TH	4	2	6	13	55	80	25	31.25%
1000	FOUNTAIN 8	3108	MESA ELEMENTARY SCHOOL	5TH	2	1	16	19	44	82	38	46.34%
1000	FOUNTAIN 8	3108	MESA ELEMENTARY SCHOOL	SCHOOL T	10	11	59	95	290	465	175	37.63%
1000	FOUNTAIN 8	3110	FOUNTAIN-FORT CARSON HIGH SCHOOL	9TH	5	14	85	54	233	391	158	40.41%
1000	FOUNTAIN 8	3110	FOUNTAIN-FORT CARSON HIGH SCHOOL	10TH	10	22	100	64	208	404	196	48.51%
1000	FOUNTAIN 8	3110	FOUNTAIN-FORT CARSON HIGH SCHOOL	11TH	7	20	80	66	210	383	173	45.17%
1000	FOUNTAIN 8	3110	FOUNTAIN-FORT CARSON HIGH SCHOOL	12TH	4	10	77	53	189	333	144	43.24%
1000	FOUNTAIN 8	3110	FOUNTAIN-FORT CARSON HIGH SCHOOL	SCHOOL T	26	66	342	237	840	1,511	671	44.41%
1000	FOUNTAIN 8	4474	JORDAHL ELEMENTARY SCHOOL	PK	0	0	3	5	16	24	8	33.33%
1000	FOUNTAIN 8	4474	JORDAHL ELEMENTARY SCHOOL	HALF DAY	2	2	0	4	29	37	8	21.62%
1000	FOUNTAIN 8	4474	JORDAHL ELEMENTARY SCHOOL	KINDERG/	1	1	7	5	30	44	14	31.82%
1000	FOUNTAIN 8	4474	JORDAHL ELEMENTARY SCHOOL	1ST	5	3	7	13	41	69	28	40.58%
1000	FOUNTAIN 8	4474	JORDAHL ELEMENTARY SCHOOL	2ND	0	1	11	9	59	80	21	26.25%
1000	FOUNTAIN 8	4474	JORDAHL ELEMENTARY SCHOOL	3RD	5	2	9	11	56	83	27	32.53%
1000	FOUNTAIN 8	4474	JORDAHL ELEMENTARY SCHOOL	4TH	1	2	11	8	59	81	22	27.16%
1000	FOUNTAIN 8	4474	JORDAHL ELEMENTARY SCHOOL	5TH	3	2	14	16	49	84	35	41.67%
1000	FOUNTAIN 8	4474	JORDAHL ELEMENTARY SCHOOL	SCHOOL T	17	13	62	71	339	502	163	32.47%
1000	FOUNTAIN 8	6138	MOUNTAINSIDE ELEMENTARY SCHOOL	PK	0	2	4	7	34	47	13	27.66%
1000	FOUNTAIN 8	6138	MOUNTAINSIDE ELEMENTARY SCHOOL	HALF DAY	2	4	17	9	56	88	32	36.36%
1000	FOUNTAIN 8	6138	MOUNTAINSIDE ELEMENTARY SCHOOL	KINDERG/	0	2	15	7	16	40	24	60.00%




COLORADO DEPARTMENT OF EDUCATION
FALL 2007 PUPIL MEMBERSHIP BY DISTRICT, SCHOOL, GRADE, RACE/ETHNICITY, AND GENDER

District Code	DISTRICT	School Code	SCHOOL	GRADE	AMERICAN INDIAN OR ALASKAN NATIVE	ASIAN OR PACIFIC ISLANDER	BLACK (NOT HISPANIC)	HISPANIC	WHITE (NOT HISPANIC)	Total	Total	
											Minority	% Minority
1000	FOUNTAIN 8	6138	MOUNTAINSIDE ELEMENTARY SCHOOL	1ST	3	3	22	16	60	104	44	42.31%
1000	FOUNTAIN 8	6138	MOUNTAINSIDE ELEMENTARY SCHOOL	2ND	1	5	34	24	43	107	64	59.81%
1000	FOUNTAIN 8	6138	MOUNTAINSIDE ELEMENTARY SCHOOL	3RD	2	0	19	16	40	77	37	48.05%
1000	FOUNTAIN 8	6138	MOUNTAINSIDE ELEMENTARY SCHOOL	4TH	2	2	10	22	32	68	36	52.94%
1000	FOUNTAIN 8	6138	MOUNTAINSIDE ELEMENTARY SCHOOL	5TH	2	1	14	11	24	52	28	53.85%
1000	FOUNTAIN 8	6138	MOUNTAINSIDE ELEMENTARY SCHOOL	SCHOOL T	12	19	135	112	305	583	278	47.68%
1000	FOUNTAIN 8	6338	PATRIOT ELEMENTARY SCHOOL	PK	1	3	13	5	58	80	22	27.50%
1000	FOUNTAIN 8	6338	PATRIOT ELEMENTARY SCHOOL	HALF DAY	0	2	10	7	36	55	19	34.55%
1000	FOUNTAIN 8	6338	PATRIOT ELEMENTARY SCHOOL	KINDERG/	0	2	7	3	32	44	12	27.27%
1000	FOUNTAIN 8	6338	PATRIOT ELEMENTARY SCHOOL	1ST	4	4	18	12	63	101	38	37.62%
1000	FOUNTAIN 8	6338	PATRIOT ELEMENTARY SCHOOL	2ND	0	1	23	13	55	92	37	40.22%
1000	FOUNTAIN 8	6338	PATRIOT ELEMENTARY SCHOOL	3RD	0	1	19	13	59	92	33	35.87%
1000	FOUNTAIN 8	6338	PATRIOT ELEMENTARY SCHOOL	4TH	0	2	21	8	45	76	31	40.79%
1000	FOUNTAIN 8	6338	PATRIOT ELEMENTARY SCHOOL	5TH	1	2	20	13	46	82	36	43.90%
1000	FOUNTAIN 8	6338	PATRIOT ELEMENTARY SCHOOL	SCHOOL T	6	17	131	74	394	622	228	36.66%
1000	FOUNTAIN 8		DISTRICT TOTAL		123	214	1,217	1,163	3,867	6,584	2,717	41.27%
1010	COLORADO SPRINGS 11	0000	NOT IN A SCHOOL	7TH	0	0	0	1	1	2	1	50.00%
1010	COLORADO SPRINGS 11	0000	NOT IN A SCHOOL	8TH	0	0	0	0	1	1	0	0.00%
1010	COLORADO SPRINGS 11	0000	NOT IN A SCHOOL	9TH	0	0	0	2	5	7	2	28.57%
1010	COLORADO SPRINGS 11	0000	NOT IN A SCHOOL	10TH	0	1	0	0	2	3	1	33.33%
1010	COLORADO SPRINGS 11	0000	NOT IN A SCHOOL	11TH	0	0	1	0	2	3	1	33.33%
1010	COLORADO SPRINGS 11	0000	NOT IN A SCHOOL	12TH	0	0	3	0	3	6	3	50.00%
1010	COLORADO SPRINGS 11	0000	NOT IN A SCHOOL	SCHOOL T	0	1	4	3	14	22	8	36.36%
1010	COLORADO SPRINGS 11	0028	ADAMS ELEMENTARY SCHOOL	PK	0	1	4	18	6	29	23	79.31%
1010	COLORADO SPRINGS 11	0028	ADAMS ELEMENTARY SCHOOL	KINDERG/	2	0	7	23	13	45	32	71.11%
1010	COLORADO SPRINGS 11	0028	ADAMS ELEMENTARY SCHOOL	1ST	3	1	8	28	10	50	40	80.00%
1010	COLORADO SPRINGS 11	0028	ADAMS ELEMENTARY SCHOOL	2ND	0	0	6	27	10	43	33	76.74%
1010	COLORADO SPRINGS 11	0028	ADAMS ELEMENTARY SCHOOL	3RD	0	0	6	26	12	44	32	72.73%
1010	COLORADO SPRINGS 11	0028	ADAMS ELEMENTARY SCHOOL	4TH	1	0	5	18	7	31	24	77.42%
1010	COLORADO SPRINGS 11	0028	ADAMS ELEMENTARY SCHOOL	5TH	3	3	3	14	7	30	23	76.67%
1010	COLORADO SPRINGS 11	0028	ADAMS ELEMENTARY SCHOOL	SCHOOL T	9	5	39	154	65	272	207	76.10%
1010	COLORADO SPRINGS 11	0452	AUDUBON ELEMENTARY SCHOOL	KINDERG/	1	4	6	12	33	56	23	41.07%
1010	COLORADO SPRINGS 11	0452	AUDUBON ELEMENTARY SCHOOL	1ST	0	2	3	6	38	49	11	22.45%
1010	COLORADO SPRINGS 11	0452	AUDUBON ELEMENTARY SCHOOL	2ND	0	2	4	6	33	45	12	26.67%
1010	COLORADO SPRINGS 11	0452	AUDUBON ELEMENTARY SCHOOL	3RD	2	1	5	17	33	58	25	43.10%
1010	COLORADO SPRINGS 11	0452	AUDUBON ELEMENTARY SCHOOL	4TH	1	2	8	9	30	50	20	40.00%
1010	COLORADO SPRINGS 11	0452	AUDUBON ELEMENTARY SCHOOL	5TH	0	1	6	10	41	58	17	29.31%
1010	COLORADO SPRINGS 11	0452	AUDUBON ELEMENTARY SCHOOL	SCHOOL T	4	12	32	60	208	316	108	34.18%
1010	COLORADO SPRINGS 11	0594	BATES ELEMENTARY SCHOOL	PK	1	2	3	9	15	30	15	50.00%
1010	COLORADO SPRINGS 11	0594	BATES ELEMENTARY SCHOOL	KINDERG/	0	0	2	11	29	42	13	30.95%
1010	COLORADO SPRINGS 11	0594	BATES ELEMENTARY SCHOOL	1ST	0	0	1	5	28	34	6	17.65%
1010	COLORADO SPRINGS 11	0594	BATES ELEMENTARY SCHOOL	2ND	0	0	1	5	32	38	6	15.79%
1010	COLORADO SPRINGS 11	0594	BATES ELEMENTARY SCHOOL	3RD	1	0	5	5	34	45	11	24.44%
1010	COLORADO SPRINGS 11	0594	BATES ELEMENTARY SCHOOL	4TH	1	0	6	9	29	45	16	35.56%
1010	COLORADO SPRINGS 11	0594	BATES ELEMENTARY SCHOOL	5TH	0	0	2	10	38	50	12	24.00%
1010	COLORADO SPRINGS 11	0594	BATES ELEMENTARY SCHOOL	SCHOOL T	3	2	20	54	205	284	79	27.82%
1010	COLORADO SPRINGS 11	0871	BIJOU ALTERNATIVE PROGRAM	9TH	1	0	0	5	5	11	6	54.55%
1010	COLORADO SPRINGS 11	0871	BIJOU ALTERNATIVE PROGRAM	10TH	1	0	2	6	18	27	9	33.33%
1010	COLORADO SPRINGS 11	0871	BIJOU ALTERNATIVE PROGRAM	11TH	1	0	1	5	39	46	7	15.22%
1010	COLORADO SPRINGS 11	0871	BIJOU ALTERNATIVE PROGRAM	12TH	1	2	3	7	34	47	13	27.66%
1010	COLORADO SPRINGS 11	0871	BIJOU ALTERNATIVE PROGRAM	SCHOOL T	4	2	6	23	96	131	35	26.72%
1010	COLORADO SPRINGS 11	1032	BRISTOL ELEMENTARY SCHOOL	KINDERG/	2	1	4	8	21	36	15	41.67%
1010	COLORADO SPRINGS 11	1032	BRISTOL ELEMENTARY SCHOOL	1ST	0	0	4	21	22	47	25	53.19%
1010	COLORADO SPRINGS 11	1032	BRISTOL ELEMENTARY SCHOOL	2ND	0	1	4	12	27	44	17	38.64%
1010	COLORADO SPRINGS 11	1032	BRISTOL ELEMENTARY SCHOOL	3RD	0	0	3	11	21	35	14	40.00%
1010	COLORADO SPRINGS 11	1032	BRISTOL ELEMENTARY SCHOOL	4TH	4	0	4	11	9	28	19	67.86%
1010	COLORADO SPRINGS 11	1032	BRISTOL ELEMENTARY SCHOOL	5TH	0	1	3	7	22	33	11	33.33%
1010	COLORADO SPRINGS 11	1032	BRISTOL ELEMENTARY SCHOOL	SCHOOL T	6	3	22	70	122	223	101	45.29%
1010	COLORADO SPRINGS 11	1126	BUENA VISTA ELEMENTARY SCHOOL	PK	0	2	0	3	17	22	5	22.73%
1010	COLORADO SPRINGS 11	1126	BUENA VISTA ELEMENTARY SCHOOL	KINDERG/	0	0	2	9	31	42	11	26.19%
1010	COLORADO SPRINGS 11	1126	BUENA VISTA ELEMENTARY SCHOOL	1ST	0	1	0	5	23	29	6	20.69%
1010	COLORADO SPRINGS 11	1126	BUENA VISTA ELEMENTARY SCHOOL	2ND	1	2	2	5	25	35	10	28.57%
1010	COLORADO SPRINGS 11	1126	BUENA VISTA ELEMENTARY SCHOOL	3RD	0	1	1	6	27	35	8	22.86%



COLORADO DEPARTMENT OF EDUCATION
FALL 2007 PUPIL MEMBERSHIP BY DISTRICT, SCHOOL, GRADE, RACE/ETHNICITY, AND GENDER

District Code	DISTRICT	School Code	SCHOOL	GRADE	AMERICAN	ASIAN OR	BLACK (NOT	WHITE (NOT		Total	Total	
					INDIAN OR ALASKAN NATIVE	PACIFIC ISLANDER	HISPANIC)	HISPANIC	HISPANIC)		Minority	% Minority
1010	COLORADO SPRINGS 11	1126	BUENA VISTA ELEMENTARY SCHOOL	4TH	0	0	5	3	24	32	8	25.00%
1010	COLORADO SPRINGS 11	1126	BUENA VISTA ELEMENTARY SCHOOL	5TH	0	0	1	9	13	23	10	43.48%
1010	COLORADO SPRINGS 11	1126	BUENA VISTA ELEMENTARY SCHOOL	SCHOOL T	1	6	11	40	160	218	58	26.61%
1010	COLORADO SPRINGS 11	1340	CARVER ELEMENTARY SCHOOL	KINDERG/	1	3	13	20	36	73	37	50.68%
1010	COLORADO SPRINGS 11	1340	CARVER ELEMENTARY SCHOOL	1ST	0	1	12	15	35	63	28	44.44%
1010	COLORADO SPRINGS 11	1340	CARVER ELEMENTARY SCHOOL	2ND	2	1	11	14	30	58	28	48.28%
1010	COLORADO SPRINGS 11	1340	CARVER ELEMENTARY SCHOOL	3RD	1	1	9	7	19	37	18	48.65%
1010	COLORADO SPRINGS 11	1340	CARVER ELEMENTARY SCHOOL	4TH	0	1	20	8	34	63	29	46.03%
1010	COLORADO SPRINGS 11	1340	CARVER ELEMENTARY SCHOOL	5TH	1	0	7	10	36	54	18	33.33%
1010	COLORADO SPRINGS 11	1340	CARVER ELEMENTARY SCHOOL	SCHOOL T	5	7	72	74	190	348	158	45.40%
1010	COLORADO SPRINGS 11	1613	CHIPETA ELEMENTARY SCHOOL	PK	0	4	0	5	20	29	9	31.03%
1010	COLORADO SPRINGS 11	1613	CHIPETA ELEMENTARY SCHOOL	KINDERG/	0	5	4	6	49	64	15	23.44%
1010	COLORADO SPRINGS 11	1613	CHIPETA ELEMENTARY SCHOOL	1ST	0	2	2	7	56	67	11	16.42%
1010	COLORADO SPRINGS 11	1613	CHIPETA ELEMENTARY SCHOOL	2ND	0	2	1	1	62	66	4	6.06%
1010	COLORADO SPRINGS 11	1613	CHIPETA ELEMENTARY SCHOOL	3RD	1	6	3	6	56	72	16	22.22%
1010	COLORADO SPRINGS 11	1613	CHIPETA ELEMENTARY SCHOOL	4TH	0	5	1	8	49	63	14	22.22%
1010	COLORADO SPRINGS 11	1613	CHIPETA ELEMENTARY SCHOOL	5TH	0	3	2	5	56	66	10	15.15%
1010	COLORADO SPRINGS 11	1613	CHIPETA ELEMENTARY SCHOOL	SCHOOL T	1	27	13	38	348	427	79	18.50%
1010	COLORADO SPRINGS 11	1616	CIVA CHARTER ACADEMY	9TH	0	1	3	3	17	24	7	29.17%
1010	COLORADO SPRINGS 11	1616	CIVA CHARTER ACADEMY	10TH	1	2	2	4	24	33	9	27.27%
1010	COLORADO SPRINGS 11	1616	CIVA CHARTER ACADEMY	11TH	0	2	3	6	34	45	11	24.44%
1010	COLORADO SPRINGS 11	1616	CIVA CHARTER ACADEMY	12TH	1	4	3	1	26	35	9	25.71%
1010	COLORADO SPRINGS 11	1616	CIVA CHARTER ACADEMY	SCHOOL T	2	9	11	14	101	137	36	26.28%
1010	COLORADO SPRINGS 11	1625	MCAULIFFE ELEMENTARY	PK	1	0	4	4	21	30	9	30.00%
1010	COLORADO SPRINGS 11	1625	MCAULIFFE ELEMENTARY	KINDERG/	0	3	18	13	69	103	34	33.01%
1010	COLORADO SPRINGS 11	1625	MCAULIFFE ELEMENTARY	1ST	1	3	16	13	53	86	33	38.37%
1010	COLORADO SPRINGS 11	1625	MCAULIFFE ELEMENTARY	2ND	1	2	16	13	51	83	32	38.55%
1010	COLORADO SPRINGS 11	1625	MCAULIFFE ELEMENTARY	3RD	1	5	11	13	48	78	30	38.46%
1010	COLORADO SPRINGS 11	1625	MCAULIFFE ELEMENTARY	4TH	2	1	18	14	38	73	35	47.95%
1010	COLORADO SPRINGS 11	1625	MCAULIFFE ELEMENTARY	5TH	1	0	9	13	30	53	23	43.40%
1010	COLORADO SPRINGS 11	1625	MCAULIFFE ELEMENTARY	SCHOOL T	7	14	92	83	310	506	196	38.74%
1010	COLORADO SPRINGS 11	1798	COLUMBIA ELEMENTARY SCHOOL	PK	1	0	3	4	20	28	8	28.57%
1010	COLORADO SPRINGS 11	1798	COLUMBIA ELEMENTARY SCHOOL	KINDERG/	0	1	3	9	14	27	13	48.15%
1010	COLORADO SPRINGS 11	1798	COLUMBIA ELEMENTARY SCHOOL	1ST	1	1	4	9	21	36	15	41.67%
1010	COLORADO SPRINGS 11	1798	COLUMBIA ELEMENTARY SCHOOL	2ND	2	0	2	4	16	24	8	33.33%
1010	COLORADO SPRINGS 11	1798	COLUMBIA ELEMENTARY SCHOOL	3RD	0	1	3	7	14	25	11	44.00%
1010	COLORADO SPRINGS 11	1798	COLUMBIA ELEMENTARY SCHOOL	4TH	0	0	2	5	14	21	7	33.33%
1010	COLORADO SPRINGS 11	1798	COLUMBIA ELEMENTARY SCHOOL	5TH	0	0	6	8	12	26	14	53.85%
1010	COLORADO SPRINGS 11	1798	COLUMBIA ELEMENTARY SCHOOL	SCHOOL T	4	3	23	46	111	187	76	40.64%
1010	COLORADO SPRINGS 11	1870	CORONADO HIGH SCHOOL	9TH	7	7	30	63	274	381	107	28.08%
1010	COLORADO SPRINGS 11	1870	CORONADO HIGH SCHOOL	10TH	7	10	24	52	265	358	93	25.98%
1010	COLORADO SPRINGS 11	1870	CORONADO HIGH SCHOOL	11TH	4	7	16	53	277	357	80	22.41%
1010	COLORADO SPRINGS 11	1870	CORONADO HIGH SCHOOL	12TH	5	8	21	45	317	396	79	19.95%
1010	COLORADO SPRINGS 11	1870	CORONADO HIGH SCHOOL	SCHOOL T	23	32	91	213	1,133	1,492	359	24.06%
1010	COLORADO SPRINGS 11	1885	COMMUNITY PREP CHARTER SCHOOL	9TH	0	0	0	3	4	7	3	42.86%
1010	COLORADO SPRINGS 11	1885	COMMUNITY PREP CHARTER SCHOOL	10TH	1	1	10	12	19	43	24	55.81%
1010	COLORADO SPRINGS 11	1885	COMMUNITY PREP CHARTER SCHOOL	11TH	0	2	6	19	16	43	27	62.79%
1010	COLORADO SPRINGS 11	1885	COMMUNITY PREP CHARTER SCHOOL	12TH	1	1	11	21	60	94	34	36.17%
1010	COLORADO SPRINGS 11	1885	COMMUNITY PREP CHARTER SCHOOL	SCHOOL T	2	4	27	55	99	187	88	47.06%
1010	COLORADO SPRINGS 11	2202	DOHERTY HIGH SCHOOL	9TH	6	20	44	54	447	571	124	21.72%
1010	COLORADO SPRINGS 11	2202	DOHERTY HIGH SCHOOL	10TH	6	8	47	72	374	507	133	26.23%
1010	COLORADO SPRINGS 11	2202	DOHERTY HIGH SCHOOL	11TH	1	11	36	81	404	533	129	24.20%
1010	COLORADO SPRINGS 11	2202	DOHERTY HIGH SCHOOL	12TH	3	22	48	75	432	580	148	25.52%
1010	COLORADO SPRINGS 11	2202	DOHERTY HIGH SCHOOL	SCHOOL T	16	61	175	282	1,657	2,191	534	24.37%
1010	COLORADO SPRINGS 11	2510	EDISON ELEMENTARY SCHOOL	PK	1	0	1	13	13	28	15	53.57%
1010	COLORADO SPRINGS 11	2510	EDISON ELEMENTARY SCHOOL	KINDERG/	1	2	4	17	13	37	24	64.86%
1010	COLORADO SPRINGS 11	2510	EDISON ELEMENTARY SCHOOL	1ST	1	1	3	12	16	33	17	51.52%
1010	COLORADO SPRINGS 11	2510	EDISON ELEMENTARY SCHOOL	2ND	0	1	3	13	9	26	17	65.38%
1010	COLORADO SPRINGS 11	2510	EDISON ELEMENTARY SCHOOL	3RD	1	0	0	13	19	33	14	42.42%
1010	COLORADO SPRINGS 11	2510	EDISON ELEMENTARY SCHOOL	4TH	2	2	4	14	14	36	22	61.11%
1010	COLORADO SPRINGS 11	2510	EDISON ELEMENTARY SCHOOL	5TH	1	2	2	8	13	26	13	50.00%
1010	COLORADO SPRINGS 11	2510	EDISON ELEMENTARY SCHOOL	SCHOOL T	7	8	17	90	97	219	122	55.71%
1010	COLORADO SPRINGS 11	2528	NIKOLA TESLA EDUCATION OPPORTUNITY CENTER	6TH	1	0	0	1	0	2	2	100.00%



COLORADO DEPARTMENT OF EDUCATION
FALL 2007 PUPIL MEMBERSHIP BY DISTRICT, SCHOOL, GRADE, RACE/ETHNICITY, AND GENDER

District Code	DISTRICT	School Code	SCHOOL	GRADE	AMERICAN	ASIAN OR	BLACK (NOT	WHITE (NOT		Total	Total	
					INDIAN OR ALASKAN NATIVE	PACIFIC ISLANDER	HISPANIC)	HISPANIC	HISPANIC)		Minority	% Minority
1010	COLORADO SPRINGS 11	2528	NIKOLA TESLA EDUCATION OPPORTUNITY CENTER	7TH	0	1	1	3	4	9	5	55.56%
1010	COLORADO SPRINGS 11	2528	NIKOLA TESLA EDUCATION OPPORTUNITY CENTER	8TH	0	0	7	11	11	29	18	62.07%
1010	COLORADO SPRINGS 11	2528	NIKOLA TESLA EDUCATION OPPORTUNITY CENTER	9TH	0	0	2	4	8	14	6	42.86%
1010	COLORADO SPRINGS 11	2528	NIKOLA TESLA EDUCATION OPPORTUNITY CENTER	10TH	2	1	0	8	19	30	11	36.67%
1010	COLORADO SPRINGS 11	2528	NIKOLA TESLA EDUCATION OPPORTUNITY CENTER	11TH	4	3	4	16	32	59	27	45.76%
1010	COLORADO SPRINGS 11	2528	NIKOLA TESLA EDUCATION OPPORTUNITY CENTER	12TH	3	0	12	17	55	87	32	36.78%
1010	COLORADO SPRINGS 11	2528	NIKOLA TESLA EDUCATION OPPORTUNITY CENTER	SCHOOL T	10	5	26	60	129	230	101	43.91%
1010	COLORADO SPRINGS 11	2722	EMERSON-EDISON JUNIOR CHARTER ACADEMY	6TH	6	0	20	81	29	136	107	78.68%
1010	COLORADO SPRINGS 11	2722	EMERSON-EDISON JUNIOR CHARTER ACADEMY	7TH	2	2	25	93	34	156	122	78.21%
1010	COLORADO SPRINGS 11	2722	EMERSON-EDISON JUNIOR CHARTER ACADEMY	8TH	0	1	20	68	29	118	89	75.42%
1010	COLORADO SPRINGS 11	2722	EMERSON-EDISON JUNIOR CHARTER ACADEMY	SCHOOL T	8	3	65	242	92	410	318	77.56%
1010	COLORADO SPRINGS 11	3175	FREEDOM ELEMENTARY SCHOOL	KINDERG/	0	6	7	8	85	106	21	19.81%
1010	COLORADO SPRINGS 11	3175	FREEDOM ELEMENTARY SCHOOL	1ST	0	8	4	7	77	96	19	19.79%
1010	COLORADO SPRINGS 11	3175	FREEDOM ELEMENTARY SCHOOL	2ND	0	3	5	8	41	57	16	28.07%
1010	COLORADO SPRINGS 11	3175	FREEDOM ELEMENTARY SCHOOL	3RD	0	4	1	12	59	76	17	22.37%
1010	COLORADO SPRINGS 11	3175	FREEDOM ELEMENTARY SCHOOL	4TH	3	4	6	3	57	73	16	21.92%
1010	COLORADO SPRINGS 11	3175	FREEDOM ELEMENTARY SCHOOL	5TH	0	5	3	6	36	50	14	28.00%
1010	COLORADO SPRINGS 11	3175	FREEDOM ELEMENTARY SCHOOL	SCHOOL T	3	30	26	44	355	458	103	22.49%
1010	COLORADO SPRINGS 11	3218	FREMONT ELEMENTARY SCHOOL	KINDERG/	2	1	11	7	36	57	21	36.84%
1010	COLORADO SPRINGS 11	3218	FREMONT ELEMENTARY SCHOOL	1ST	3	1	7	9	48	68	20	29.41%
1010	COLORADO SPRINGS 11	3218	FREMONT ELEMENTARY SCHOOL	2ND	0	1	7	8	19	35	16	45.71%
1010	COLORADO SPRINGS 11	3218	FREMONT ELEMENTARY SCHOOL	3RD	0	1	16	7	36	60	24	40.00%
1010	COLORADO SPRINGS 11	3218	FREMONT ELEMENTARY SCHOOL	4TH	2	6	8	10	53	79	26	32.91%
1010	COLORADO SPRINGS 11	3218	FREMONT ELEMENTARY SCHOOL	5TH	2	1	6	11	47	67	20	29.85%
1010	COLORADO SPRINGS 11	3218	FREMONT ELEMENTARY SCHOOL	SCHOOL T	9	11	55	52	239	366	127	34.70%
1010	COLORADO SPRINGS 11	3470	GLOBE CHARTER SCHOOL	KINDERG/	1	0	1	6	9	17	8	47.06%
1010	COLORADO SPRINGS 11	3470	GLOBE CHARTER SCHOOL	1ST	0	0	2	3	19	24	5	20.83%
1010	COLORADO SPRINGS 11	3470	GLOBE CHARTER SCHOOL	2ND	0	0	3	7	10	20	10	50.00%
1010	COLORADO SPRINGS 11	3470	GLOBE CHARTER SCHOOL	3RD	0	0	4	2	6	12	6	50.00%
1010	COLORADO SPRINGS 11	3470	GLOBE CHARTER SCHOOL	4TH	0	0	4	3	8	15	7	46.67%
1010	COLORADO SPRINGS 11	3470	GLOBE CHARTER SCHOOL	5TH	0	0	3	4	16	23	7	30.43%
1010	COLORADO SPRINGS 11	3470	GLOBE CHARTER SCHOOL	6TH	0	1	2	4	9	16	7	43.75%
1010	COLORADO SPRINGS 11	3470	GLOBE CHARTER SCHOOL	7TH	1	0	2	3	5	11	6	54.55%
1010	COLORADO SPRINGS 11	3470	GLOBE CHARTER SCHOOL	8TH	0	0	0	1	5	6	1	16.67%
1010	COLORADO SPRINGS 11	3470	GLOBE CHARTER SCHOOL	9TH	0	0	0	2	8	10	2	20.00%
1010	COLORADO SPRINGS 11	3470	GLOBE CHARTER SCHOOL	SCHOOL T	2	1	21	35	95	154	59	38.31%
1010	COLORADO SPRINGS 11	3592	GRANT ELEMENTARY SCHOOL	KINDERG/	1	5	9	19	48	82	34	41.46%
1010	COLORADO SPRINGS 11	3592	GRANT ELEMENTARY SCHOOL	1ST	1	0	5	27	46	79	33	41.77%
1010	COLORADO SPRINGS 11	3592	GRANT ELEMENTARY SCHOOL	2ND	1	1	8	12	33	55	22	40.00%
1010	COLORADO SPRINGS 11	3592	GRANT ELEMENTARY SCHOOL	3RD	0	1	7	19	36	63	27	42.86%
1010	COLORADO SPRINGS 11	3592	GRANT ELEMENTARY SCHOOL	4TH	1	2	5	15	47	70	23	32.86%
1010	COLORADO SPRINGS 11	3592	GRANT ELEMENTARY SCHOOL	5TH	3	1	6	16	48	74	26	35.14%
1010	COLORADO SPRINGS 11	3592	GRANT ELEMENTARY SCHOOL	SCHOOL T	7	10	40	108	258	423	165	39.01%
1010	COLORADO SPRINGS 11	3890	HUNT ELEMENTARY SCHOOL	PK	1	0	4	19	4	28	24	85.71%
1010	COLORADO SPRINGS 11	3890	HUNT ELEMENTARY SCHOOL	KINDERG/	0	0	14	16	12	42	30	71.43%
1010	COLORADO SPRINGS 11	3890	HUNT ELEMENTARY SCHOOL	1ST	0	0	7	6	6	19	13	68.42%
1010	COLORADO SPRINGS 11	3890	HUNT ELEMENTARY SCHOOL	2ND	1	0	8	10	8	27	19	70.37%
1010	COLORADO SPRINGS 11	3890	HUNT ELEMENTARY SCHOOL	3RD	0	1	7	9	6	23	17	73.91%
1010	COLORADO SPRINGS 11	3890	HUNT ELEMENTARY SCHOOL	4TH	0	0	8	5	8	21	13	61.90%
1010	COLORADO SPRINGS 11	3890	HUNT ELEMENTARY SCHOOL	5TH	0	0	10	7	5	22	17	77.27%
1010	COLORADO SPRINGS 11	3890	HUNT ELEMENTARY SCHOOL	SCHOOL T	2	1	58	72	49	182	133	73.08%
1010	COLORADO SPRINGS 11	3920	HENRY ELEMENTARY SCHOOL	PK	0	0	1	4	23	28	5	17.86%
1010	COLORADO SPRINGS 11	3920	HENRY ELEMENTARY SCHOOL	KINDERG/	0	1	4	13	47	65	18	27.69%
1010	COLORADO SPRINGS 11	3920	HENRY ELEMENTARY SCHOOL	1ST	0	0	4	14	29	47	18	38.30%
1010	COLORADO SPRINGS 11	3920	HENRY ELEMENTARY SCHOOL	2ND	0	2	5	8	47	62	15	24.19%
1010	COLORADO SPRINGS 11	3920	HENRY ELEMENTARY SCHOOL	3RD	2	1	9	14	32	58	26	44.83%
1010	COLORADO SPRINGS 11	3920	HENRY ELEMENTARY SCHOOL	4TH	0	0	7	10	31	48	17	35.42%
1010	COLORADO SPRINGS 11	3920	HENRY ELEMENTARY SCHOOL	5TH	2	2	12	12	34	62	28	45.16%
1010	COLORADO SPRINGS 11	3920	HENRY ELEMENTARY SCHOOL	SCHOOL T	4	6	42	75	243	370	127	34.32%
1010	COLORADO SPRINGS 11	4070	HOLMES MIDDLE SCHOOL	6TH	4	10	15	46	191	266	75	28.20%
1010	COLORADO SPRINGS 11	4070	HOLMES MIDDLE SCHOOL	7TH	1	8	9	32	172	222	50	22.52%
1010	COLORADO SPRINGS 11	4070	HOLMES MIDDLE SCHOOL	8TH	3	4	12	30	181	230	49	21.30%
1010	COLORADO SPRINGS 11	4070	HOLMES MIDDLE SCHOOL	SCHOOL T	8	22	36	108	544	718	174	24.23%



COLORADO DEPARTMENT OF EDUCATION
FALL 2007 PUPIL MEMBERSHIP BY DISTRICT, SCHOOL, GRADE, RACE/ETHNICITY, AND GENDER

District Code	DISTRICT	School Code	SCHOOL	GRADE	AMERICAN INDIAN OR ALASKAN NATIVE	ASIAN OR PACIFIC ISLANDER	BLACK (NOT HISPANIC)	HISPANIC	WHITE (NOT HISPANIC)	Total	Total	
											Minority	% Minority
1010	COLORADO SPRINGS 11	4090	MANN MIDDLE SCHOOL	6TH	5	5	20	52	154	236	82	34.75%
1010	COLORADO SPRINGS 11	4090	MANN MIDDLE SCHOOL	7TH	5	8	24	66	171	274	103	37.59%
1010	COLORADO SPRINGS 11	4090	MANN MIDDLE SCHOOL	8TH	9	1	20	58	169	257	88	34.24%
1010	COLORADO SPRINGS 11	4090	MANN MIDDLE SCHOOL	SCHOOL T	19	14	64	176	494	767	273	35.59%
1010	COLORADO SPRINGS 11	4138	HOWBERT ELEMENTARY SCHOOL	PK	1	0	0	4	22	27	5	18.52%
1010	COLORADO SPRINGS 11	4138	HOWBERT ELEMENTARY SCHOOL	KINDERG/	1	0	1	5	35	42	7	16.67%
1010	COLORADO SPRINGS 11	4138	HOWBERT ELEMENTARY SCHOOL	1ST	0	0	1	6	28	35	7	20.00%
1010	COLORADO SPRINGS 11	4138	HOWBERT ELEMENTARY SCHOOL	2ND	0	0	1	2	33	36	3	8.33%
1010	COLORADO SPRINGS 11	4138	HOWBERT ELEMENTARY SCHOOL	3RD	0	2	2	5	34	43	9	20.93%
1010	COLORADO SPRINGS 11	4138	HOWBERT ELEMENTARY SCHOOL	4TH	1	0	3	5	30	39	9	23.08%
1010	COLORADO SPRINGS 11	4138	HOWBERT ELEMENTARY SCHOOL	5TH	2	0	0	9	34	45	11	24.44%
1010	COLORADO SPRINGS 11	4138	HOWBERT ELEMENTARY SCHOOL	SCHOOL T	5	2	8	36	216	267	51	19.10%
1010	COLORADO SPRINGS 11	4336	IVYWILD ELEMENTARY SCHOOL	KINDERG/	3	0	6	15	13	37	24	64.86%
1010	COLORADO SPRINGS 11	4336	IVYWILD ELEMENTARY SCHOOL	1ST	1	2	6	14	10	33	23	69.70%
1010	COLORADO SPRINGS 11	4336	IVYWILD ELEMENTARY SCHOOL	2ND	0	0	3	10	5	18	13	72.22%
1010	COLORADO SPRINGS 11	4336	IVYWILD ELEMENTARY SCHOOL	3RD	1	1	4	9	8	23	15	65.22%
1010	COLORADO SPRINGS 11	4336	IVYWILD ELEMENTARY SCHOOL	4TH	0	0	5	7	5	17	12	70.59%
1010	COLORADO SPRINGS 11	4336	IVYWILD ELEMENTARY SCHOOL	5TH	0	0	2	11	7	20	13	65.00%
1010	COLORADO SPRINGS 11	4336	IVYWILD ELEMENTARY SCHOOL	SCHOOL T	5	3	26	66	48	148	100	67.57%
1010	COLORADO SPRINGS 11	4358	JACKSON ELEMENTARY SCHOOL	PK	1	4	1	3	17	26	9	34.62%
1010	COLORADO SPRINGS 11	4358	JACKSON ELEMENTARY SCHOOL	KINDERG/	1	2	5	16	17	41	24	58.54%
1010	COLORADO SPRINGS 11	4358	JACKSON ELEMENTARY SCHOOL	1ST	0	0	2	7	15	24	9	37.50%
1010	COLORADO SPRINGS 11	4358	JACKSON ELEMENTARY SCHOOL	2ND	0	1	1	5	21	28	7	25.00%
1010	COLORADO SPRINGS 11	4358	JACKSON ELEMENTARY SCHOOL	3RD	1	2	4	14	19	40	21	52.50%
1010	COLORADO SPRINGS 11	4358	JACKSON ELEMENTARY SCHOOL	4TH	2	0	3	12	17	34	17	50.00%
1010	COLORADO SPRINGS 11	4358	JACKSON ELEMENTARY SCHOOL	5TH	0	1	2	10	21	34	13	38.24%
1010	COLORADO SPRINGS 11	4358	JACKSON ELEMENTARY SCHOOL	SCHOOL T	5	10	18	67	127	227	100	44.05%
1010	COLORADO SPRINGS 11	4406	JEFFERSON ELEMENTARY SCHOOL	PK	1	1	3	3	19	27	8	29.63%
1010	COLORADO SPRINGS 11	4406	JEFFERSON ELEMENTARY SCHOOL	KINDERG/	1	0	6	13	13	33	20	60.61%
1010	COLORADO SPRINGS 11	4406	JEFFERSON ELEMENTARY SCHOOL	1ST	0	2	3	10	13	28	15	53.57%
1010	COLORADO SPRINGS 11	4406	JEFFERSON ELEMENTARY SCHOOL	2ND	0	1	8	13	19	41	22	53.66%
1010	COLORADO SPRINGS 11	4406	JEFFERSON ELEMENTARY SCHOOL	3RD	0	0	3	9	13	25	12	48.00%
1010	COLORADO SPRINGS 11	4406	JEFFERSON ELEMENTARY SCHOOL	4TH	0	1	4	10	13	28	15	53.57%
1010	COLORADO SPRINGS 11	4406	JEFFERSON ELEMENTARY SCHOOL	5TH	0	1	10	8	6	25	19	76.00%
1010	COLORADO SPRINGS 11	4406	JEFFERSON ELEMENTARY SCHOOL	SCHOOL T	2	6	37	66	96	207	111	53.62%
1010	COLORADO SPRINGS 11	4424	JENKINS MIDDLE SCHOOL	6TH	6	7	24	33	190	260	70	26.92%
1010	COLORADO SPRINGS 11	4424	JENKINS MIDDLE SCHOOL	7TH	4	17	25	35	202	283	81	28.62%
1010	COLORADO SPRINGS 11	4424	JENKINS MIDDLE SCHOOL	8TH	3	15	26	26	226	296	70	23.65%
1010	COLORADO SPRINGS 11	4424	JENKINS MIDDLE SCHOOL	SCHOOL T	13	39	75	94	618	839	221	26.34%
1010	COLORADO SPRINGS 11	4530	KELLER ELEMENTARY SCHOOL	PK	1	0	2	10	16	29	13	44.83%
1010	COLORADO SPRINGS 11	4530	KELLER ELEMENTARY SCHOOL	KINDERG/	1	0	3	22	69	95	26	27.37%
1010	COLORADO SPRINGS 11	4530	KELLER ELEMENTARY SCHOOL	1ST	1	0	3	16	50	70	20	28.57%
1010	COLORADO SPRINGS 11	4530	KELLER ELEMENTARY SCHOOL	2ND	1	2	5	27	61	96	35	36.46%
1010	COLORADO SPRINGS 11	4530	KELLER ELEMENTARY SCHOOL	3RD	0	1	5	16	40	62	22	35.48%
1010	COLORADO SPRINGS 11	4530	KELLER ELEMENTARY SCHOOL	4TH	0	3	4	17	36	60	24	40.00%
1010	COLORADO SPRINGS 11	4530	KELLER ELEMENTARY SCHOOL	5TH	2	6	10	15	66	99	33	33.33%
1010	COLORADO SPRINGS 11	4530	KELLER ELEMENTARY SCHOOL	SCHOOL T	6	12	32	123	338	511	173	33.86%
1010	COLORADO SPRINGS 11	5146	LIFE SKILLS CENTER OF COLORADO SPRINGS	9TH	0	0	0	0	1	1	0	0.00%
1010	COLORADO SPRINGS 11	5146	LIFE SKILLS CENTER OF COLORADO SPRINGS	10TH	0	0	5	2	4	11	7	63.64%
1010	COLORADO SPRINGS 11	5146	LIFE SKILLS CENTER OF COLORADO SPRINGS	11TH	0	1	14	22	36	73	37	50.68%
1010	COLORADO SPRINGS 11	5146	LIFE SKILLS CENTER OF COLORADO SPRINGS	12TH	9	3	58	46	85	201	116	57.71%
1010	COLORADO SPRINGS 11	5146	LIFE SKILLS CENTER OF COLORADO SPRINGS	SCHOOL T	9	4	77	70	126	286	160	55.94%
1010	COLORADO SPRINGS 11	5162	LINCOLN ELEMENTARY SCHOOL	KINDERG/	1	1	9	16	27	54	27	50.00%
1010	COLORADO SPRINGS 11	5162	LINCOLN ELEMENTARY SCHOOL	1ST	0	2	5	17	34	58	24	41.38%
1010	COLORADO SPRINGS 11	5162	LINCOLN ELEMENTARY SCHOOL	2ND	3	1	5	10	25	44	19	43.18%
1010	COLORADO SPRINGS 11	5162	LINCOLN ELEMENTARY SCHOOL	3RD	3	2	6	9	27	47	20	42.55%
1010	COLORADO SPRINGS 11	5162	LINCOLN ELEMENTARY SCHOOL	4TH	2	2	2	15	28	49	21	42.86%
1010	COLORADO SPRINGS 11	5162	LINCOLN ELEMENTARY SCHOOL	5TH	2	4	1	11	28	46	18	39.13%
1010	COLORADO SPRINGS 11	5162	LINCOLN ELEMENTARY SCHOOL	SCHOOL T	11	12	28	78	169	298	129	43.29%
1010	COLORADO SPRINGS 11	5272	LONGFELLOW ELEMENTARY SCHOOL	KINDERG/	0	0	5	10	24	39	15	38.46%
1010	COLORADO SPRINGS 11	5272	LONGFELLOW ELEMENTARY SCHOOL	1ST	0	0	8	11	21	40	19	47.50%
1010	COLORADO SPRINGS 11	5272	LONGFELLOW ELEMENTARY SCHOOL	2ND	0	1	7	8	11	27	16	59.26%
1010	COLORADO SPRINGS 11	5272	LONGFELLOW ELEMENTARY SCHOOL	3RD	0	1	6	5	19	31	12	38.71%



COLORADO DEPARTMENT OF EDUCATION
FALL 2007 PUPIL MEMBERSHIP BY DISTRICT, SCHOOL, GRADE, RACE/ETHNICITY, AND GENDER

District Code	DISTRICT	School Code	SCHOOL	GRADE	AMERICAN	ASIAN OR	BLACK (NOT	WHITE (NOT		Total	Total	
					INDIAN OR ALASKAN NATIVE	PACIFIC ISLANDER	HISPANIC)	HISPANIC	HISPANIC)		Minority	% Minority
1010	COLORADO SPRINGS 11	5272	LONGFELLOW ELEMENTARY SCHOOL	4TH	0	1	5	5	15	26	11	42.31%
1010	COLORADO SPRINGS 11	5272	LONGFELLOW ELEMENTARY SCHOOL	5TH	0	0	5	11	15	31	16	51.61%
1010	COLORADO SPRINGS 11	5272	LONGFELLOW ELEMENTARY SCHOOL	SCHOOL T	0	3	36	50	105	194	89	45.88%
1010	COLORADO SPRINGS 11	5404	MADISON ELEMENTARY SCHOOL	PK	0	1	1	3	21	26	5	19.23%
1010	COLORADO SPRINGS 11	5404	MADISON ELEMENTARY SCHOOL	KINDERG/	2	2	6	13	34	57	23	40.35%
1010	COLORADO SPRINGS 11	5404	MADISON ELEMENTARY SCHOOL	1ST	0	1	11	5	33	50	17	34.00%
1010	COLORADO SPRINGS 11	5404	MADISON ELEMENTARY SCHOOL	2ND	0	0	7	4	34	45	11	24.44%
1010	COLORADO SPRINGS 11	5404	MADISON ELEMENTARY SCHOOL	3RD	0	0	6	1	38	45	7	15.56%
1010	COLORADO SPRINGS 11	5404	MADISON ELEMENTARY SCHOOL	4TH	1	2	11	5	29	48	19	39.58%
1010	COLORADO SPRINGS 11	5404	MADISON ELEMENTARY SCHOOL	5TH	0	3	6	5	38	52	14	26.92%
1010	COLORADO SPRINGS 11	5404	MADISON ELEMENTARY SCHOOL	SCHOOL T	3	9	48	36	227	323	96	29.72%
1010	COLORADO SPRINGS 11	5576	TWAIN ELEMENTARY SCHOOL	PK	0	1	1	9	18	29	11	37.93%
1010	COLORADO SPRINGS 11	5576	TWAIN ELEMENTARY SCHOOL	KINDERG/	0	0	10	18	41	69	28	40.58%
1010	COLORADO SPRINGS 11	5576	TWAIN ELEMENTARY SCHOOL	1ST	1	2	13	18	39	73	34	46.58%
1010	COLORADO SPRINGS 11	5576	TWAIN ELEMENTARY SCHOOL	2ND	1	1	7	21	40	70	30	42.86%
1010	COLORADO SPRINGS 11	5576	TWAIN ELEMENTARY SCHOOL	3RD	2	0	13	22	32	69	37	53.62%
1010	COLORADO SPRINGS 11	5576	TWAIN ELEMENTARY SCHOOL	4TH	1	2	8	8	34	53	19	35.85%
1010	COLORADO SPRINGS 11	5576	TWAIN ELEMENTARY SCHOOL	5TH	2	2	5	18	29	56	27	48.21%
1010	COLORADO SPRINGS 11	5576	TWAIN ELEMENTARY SCHOOL	SCHOOL T	7	8	57	114	233	419	186	44.39%
1010	COLORADO SPRINGS 11	5604	KING ELEMENTARY SCHOOL	PK	0	2	7	5	13	27	14	51.85%
1010	COLORADO SPRINGS 11	5604	KING ELEMENTARY SCHOOL	KINDERG/	2	2	10	9	52	75	23	30.67%
1010	COLORADO SPRINGS 11	5604	KING ELEMENTARY SCHOOL	1ST	0	2	11	13	40	66	26	39.39%
1010	COLORADO SPRINGS 11	5604	KING ELEMENTARY SCHOOL	2ND	1	1	11	6	62	81	19	23.46%
1010	COLORADO SPRINGS 11	5604	KING ELEMENTARY SCHOOL	3RD	1	1	6	10	44	62	18	29.03%
1010	COLORADO SPRINGS 11	5604	KING ELEMENTARY SCHOOL	4TH	0	2	14	12	44	72	28	38.89%
1010	COLORADO SPRINGS 11	5604	KING ELEMENTARY SCHOOL	5TH	2	3	6	12	51	74	23	31.08%
1010	COLORADO SPRINGS 11	5604	KING ELEMENTARY SCHOOL	SCHOOL T	6	13	65	67	306	457	151	33.04%
1010	COLORADO SPRINGS 11	5610	MARTINEZ ELEMENTARY SCHOOL	PK	0	1	2	7	17	27	10	37.04%
1010	COLORADO SPRINGS 11	5610	MARTINEZ ELEMENTARY SCHOOL	KINDERG/	3	9	11	15	68	106	38	35.85%
1010	COLORADO SPRINGS 11	5610	MARTINEZ ELEMENTARY SCHOOL	1ST	0	3	7	8	69	87	18	20.69%
1010	COLORADO SPRINGS 11	5610	MARTINEZ ELEMENTARY SCHOOL	2ND	0	2	5	15	85	107	22	20.56%
1010	COLORADO SPRINGS 11	5610	MARTINEZ ELEMENTARY SCHOOL	3RD	1	5	5	10	68	89	21	23.60%
1010	COLORADO SPRINGS 11	5610	MARTINEZ ELEMENTARY SCHOOL	4TH	1	5	8	10	72	96	24	25.00%
1010	COLORADO SPRINGS 11	5610	MARTINEZ ELEMENTARY SCHOOL	5TH	0	4	11	10	75	100	25	25.00%
1010	COLORADO SPRINGS 11	5610	MARTINEZ ELEMENTARY SCHOOL	SCHOOL T	5	29	49	75	454	612	158	25.82%
1010	COLORADO SPRINGS 11	5878	MIDLAND ELEMENTARY SCHOOL	KINDERG/	4	1	2	3	18	28	10	35.71%
1010	COLORADO SPRINGS 11	5878	MIDLAND ELEMENTARY SCHOOL	1ST	1	0	2	6	25	34	9	26.47%
1010	COLORADO SPRINGS 11	5878	MIDLAND ELEMENTARY SCHOOL	2ND	0	4	1	7	11	23	12	52.17%
1010	COLORADO SPRINGS 11	5878	MIDLAND ELEMENTARY SCHOOL	3RD	1	1	1	5	19	27	8	29.63%
1010	COLORADO SPRINGS 11	5878	MIDLAND ELEMENTARY SCHOOL	4TH	3	1	1	4	19	28	9	32.14%
1010	COLORADO SPRINGS 11	5878	MIDLAND ELEMENTARY SCHOOL	5TH	1	0	1	2	16	20	4	20.00%
1010	COLORADO SPRINGS 11	5878	MIDLAND ELEMENTARY SCHOOL	SCHOOL T	10	7	8	27	108	160	52	32.50%
1010	COLORADO SPRINGS 11	5948	MITCHELL HIGH SCHOOL	9TH	9	10	50	95	112	276	164	59.42%
1010	COLORADO SPRINGS 11	5948	MITCHELL HIGH SCHOOL	10TH	4	7	47	87	179	324	145	44.75%
1010	COLORADO SPRINGS 11	5948	MITCHELL HIGH SCHOOL	11TH	5	8	61	89	142	305	163	53.44%
1010	COLORADO SPRINGS 11	5948	MITCHELL HIGH SCHOOL	12TH	4	7	67	87	189	354	165	46.61%
1010	COLORADO SPRINGS 11	5948	MITCHELL HIGH SCHOOL	SCHOOL T	22	32	225	358	622	1,259	637	50.60%
1010	COLORADO SPRINGS 11	5988	MONROE ELEMENTARY SCHOOL	PK	0	0	4	14	9	27	18	66.67%
1010	COLORADO SPRINGS 11	5988	MONROE ELEMENTARY SCHOOL	KINDERG/	0	1	7	54	12	74	62	83.78%
1010	COLORADO SPRINGS 11	5988	MONROE ELEMENTARY SCHOOL	1ST	2	0	12	45	16	75	59	78.67%
1010	COLORADO SPRINGS 11	5988	MONROE ELEMENTARY SCHOOL	2ND	0	1	8	38	18	65	47	72.31%
1010	COLORADO SPRINGS 11	5988	MONROE ELEMENTARY SCHOOL	3RD	0	0	7	27	13	47	34	72.34%
1010	COLORADO SPRINGS 11	5988	MONROE ELEMENTARY SCHOOL	4TH	0	2	6	32	10	50	40	80.00%
1010	COLORADO SPRINGS 11	5988	MONROE ELEMENTARY SCHOOL	5TH	1	1	11	27	11	51	40	78.43%
1010	COLORADO SPRINGS 11	5988	MONROE ELEMENTARY SCHOOL	SCHOOL T	3	5	55	237	89	389	300	77.12%
1010	COLORADO SPRINGS 11	6306	NORTH MIDDLE SCHOOL	6TH	9	7	29	59	168	272	104	38.24%
1010	COLORADO SPRINGS 11	6306	NORTH MIDDLE SCHOOL	7TH	6	9	43	53	159	270	111	41.11%
1010	COLORADO SPRINGS 11	6306	NORTH MIDDLE SCHOOL	8TH	2	2	41	52	152	249	97	38.96%
1010	COLORADO SPRINGS 11	6306	NORTH MIDDLE SCHOOL	SCHOOL T	17	18	113	164	479	791	312	39.44%
1010	COLORADO SPRINGS 11	6680	PALMER HIGH SCHOOL	9TH	17	16	41	83	352	509	157	30.84%
1010	COLORADO SPRINGS 11	6680	PALMER HIGH SCHOOL	10TH	5	16	32	75	337	465	128	27.53%
1010	COLORADO SPRINGS 11	6680	PALMER HIGH SCHOOL	11TH	9	16	29	89	357	500	143	28.60%
1010	COLORADO SPRINGS 11	6680	PALMER HIGH SCHOOL	12TH	10	13	44	95	426	588	162	27.55%



COLORADO DEPARTMENT OF EDUCATION
FALL 2007 PUPIL MEMBERSHIP BY DISTRICT, SCHOOL, GRADE, RACE/ETHNICITY, AND GENDER

District Code	DISTRICT	School Code	SCHOOL	GRADE	AMERICAN	ASIAN OR	BLACK (NOT	WHITE (NOT		Total	Total	
					INDIAN OR ALASKAN NATIVE	PACIFIC ISLANDER	HISPANIC)	HISPANIC	HISPANIC)		Minority	% Minority
1010	COLORADO SPRINGS 11	6680	PALMER HIGH SCHOOL	SCHOOL T	41	61	146	342	1,472	2,062	590	28.61%
1010	COLORADO SPRINGS 11	6856	PENROSE ELEMENTARY SCHOOL	PK	0	0	4	5	18	27	9	33.33%
1010	COLORADO SPRINGS 11	6856	PENROSE ELEMENTARY SCHOOL	KINDERG/	3	2	7	14	45	71	26	36.62%
1010	COLORADO SPRINGS 11	6856	PENROSE ELEMENTARY SCHOOL	1ST	0	4	7	16	29	56	27	48.21%
1010	COLORADO SPRINGS 11	6856	PENROSE ELEMENTARY SCHOOL	2ND	0	3	6	14	53	76	23	30.26%
1010	COLORADO SPRINGS 11	6856	PENROSE ELEMENTARY SCHOOL	3RD	2	3	10	14	38	67	29	43.28%
1010	COLORADO SPRINGS 11	6856	PENROSE ELEMENTARY SCHOOL	4TH	0	4	7	9	33	53	20	37.74%
1010	COLORADO SPRINGS 11	6856	PENROSE ELEMENTARY SCHOOL	5TH	3	3	6	15	46	73	27	36.99%
1010	COLORADO SPRINGS 11	6856	PENROSE ELEMENTARY SCHOOL	SCHOOL T	8	19	47	87	262	423	161	38.06%
1010	COLORADO SPRINGS 11	6932	PIKE ELEMENTARY SCHOOL	KINDERG/	2	0	3	4	12	21	9	42.86%
1010	COLORADO SPRINGS 11	6932	PIKE ELEMENTARY SCHOOL	1ST	0	1	2	6	15	24	9	37.50%
1010	COLORADO SPRINGS 11	6932	PIKE ELEMENTARY SCHOOL	2ND	1	0	2	10	12	25	13	52.00%
1010	COLORADO SPRINGS 11	6932	PIKE ELEMENTARY SCHOOL	3RD	0	0	1	8	18	27	9	33.33%
1010	COLORADO SPRINGS 11	6932	PIKE ELEMENTARY SCHOOL	4TH	0	2	3	4	8	17	9	52.94%
1010	COLORADO SPRINGS 11	6932	PIKE ELEMENTARY SCHOOL	5TH	1	1	2	1	8	13	5	38.46%
1010	COLORADO SPRINGS 11	6932	PIKE ELEMENTARY SCHOOL	SCHOOL T	4	4	13	33	73	127	54	42.52%
1010	COLORADO SPRINGS 11	7228	QUEEN PALMER ELEMENTARY SCHOOL	KINDERG/	0	0	9	9	20	38	18	47.37%
1010	COLORADO SPRINGS 11	7228	QUEEN PALMER ELEMENTARY SCHOOL	1ST	0	0	3	19	19	41	22	53.66%
1010	COLORADO SPRINGS 11	7228	QUEEN PALMER ELEMENTARY SCHOOL	2ND	1	1	5	11	14	32	18	56.25%
1010	COLORADO SPRINGS 11	7228	QUEEN PALMER ELEMENTARY SCHOOL	3RD	0	0	6	8	25	39	14	35.90%
1010	COLORADO SPRINGS 11	7228	QUEEN PALMER ELEMENTARY SCHOOL	4TH	0	0	6	10	19	35	16	45.71%
1010	COLORADO SPRINGS 11	7228	QUEEN PALMER ELEMENTARY SCHOOL	5TH	0	0	2	12	17	31	14	45.16%
1010	COLORADO SPRINGS 11	7228	QUEEN PALMER ELEMENTARY SCHOOL	SCHOOL T	1	1	31	69	114	216	102	47.22%
1010	COLORADO SPRINGS 11	7482	ROOSEVELT EDISON CHARTER SCHOOL	KINDERG/	4	3	11	75	31	124	93	75.00%
1010	COLORADO SPRINGS 11	7482	ROOSEVELT EDISON CHARTER SCHOOL	1ST	0	1	17	89	43	150	107	71.33%
1010	COLORADO SPRINGS 11	7482	ROOSEVELT EDISON CHARTER SCHOOL	2ND	2	2	18	72	23	117	94	80.34%
1010	COLORADO SPRINGS 11	7482	ROOSEVELT EDISON CHARTER SCHOOL	3RD	1	4	14	54	27	100	73	73.00%
1010	COLORADO SPRINGS 11	7482	ROOSEVELT EDISON CHARTER SCHOOL	4TH	0	2	7	59	25	93	68	73.12%
1010	COLORADO SPRINGS 11	7482	ROOSEVELT EDISON CHARTER SCHOOL	5TH	0	1	7	51	16	75	59	78.67%
1010	COLORADO SPRINGS 11	7482	ROOSEVELT EDISON CHARTER SCHOOL	SCHOOL T	7	13	74	400	165	659	494	74.96%
1010	COLORADO SPRINGS 11	7513	RUDY ELEMENTARY SCHOOL	PK	0	0	2	3	22	27	5	18.52%
1010	COLORADO SPRINGS 11	7513	RUDY ELEMENTARY SCHOOL	KINDERG/	1	4	11	11	59	86	27	31.40%
1010	COLORADO SPRINGS 11	7513	RUDY ELEMENTARY SCHOOL	1ST	3	3	9	1	41	57	16	28.07%
1010	COLORADO SPRINGS 11	7513	RUDY ELEMENTARY SCHOOL	2ND	2	1	10	12	42	67	25	37.31%
1010	COLORADO SPRINGS 11	7513	RUDY ELEMENTARY SCHOOL	3RD	1	2	4	2	47	56	9	16.07%
1010	COLORADO SPRINGS 11	7513	RUDY ELEMENTARY SCHOOL	4TH	1	1	7	7	59	75	16	21.33%
1010	COLORADO SPRINGS 11	7513	RUDY ELEMENTARY SCHOOL	5TH	0	1	6	3	46	56	10	17.86%
1010	COLORADO SPRINGS 11	7513	RUDY ELEMENTARY SCHOOL	SCHOOL T	8	12	49	39	316	424	108	25.47%
1010	COLORADO SPRINGS 11	7523	RUSSELL MIDDLE SCHOOL	6TH	7	4	28	55	180	274	94	34.31%
1010	COLORADO SPRINGS 11	7523	RUSSELL MIDDLE SCHOOL	7TH	6	7	27	52	172	264	92	34.85%
1010	COLORADO SPRINGS 11	7523	RUSSELL MIDDLE SCHOOL	8TH	5	7	27	51	190	280	90	32.14%
1010	COLORADO SPRINGS 11	7523	RUSSELL MIDDLE SCHOOL	SCHOOL T	18	18	82	158	542	818	276	33.74%
1010	COLORADO SPRINGS 11	7556	SABIN MIDDLE SCHOOL	6TH	4	5	36	49	171	265	94	35.47%
1010	COLORADO SPRINGS 11	7556	SABIN MIDDLE SCHOOL	7TH	10	8	36	41	144	239	95	39.75%
1010	COLORADO SPRINGS 11	7556	SABIN MIDDLE SCHOOL	8TH	1	12	33	44	183	273	90	32.97%
1010	COLORADO SPRINGS 11	7556	SABIN MIDDLE SCHOOL	SCHOOL T	15	25	105	134	498	777	279	35.91%
1010	COLORADO SPRINGS 11	7705	SCOTT ELEMENTARY SCHOOL	PK	0	3	4	3	18	28	10	35.71%
1010	COLORADO SPRINGS 11	7705	SCOTT ELEMENTARY SCHOOL	KINDERG/	1	7	3	18	77	106	29	27.36%
1010	COLORADO SPRINGS 11	7705	SCOTT ELEMENTARY SCHOOL	1ST	0	7	5	13	76	101	25	24.75%
1010	COLORADO SPRINGS 11	7705	SCOTT ELEMENTARY SCHOOL	2ND	1	1	8	11	74	95	21	22.11%
1010	COLORADO SPRINGS 11	7705	SCOTT ELEMENTARY SCHOOL	3RD	0	6	8	12	74	100	26	26.00%
1010	COLORADO SPRINGS 11	7705	SCOTT ELEMENTARY SCHOOL	4TH	0	3	5	11	75	94	19	20.21%
1010	COLORADO SPRINGS 11	7705	SCOTT ELEMENTARY SCHOOL	5TH	0	4	4	16	85	109	24	22.02%
1010	COLORADO SPRINGS 11	7705	SCOTT ELEMENTARY SCHOOL	SCHOOL T	2	31	37	84	479	633	154	24.33%
1010	COLORADO SPRINGS 11	8246	STEELE ELEMENTARY SCHOOL	KINDERG/	0	3	0	2	36	41	5	12.20%
1010	COLORADO SPRINGS 11	8246	STEELE ELEMENTARY SCHOOL	1ST	0	0	0	0	41	41	0	0.00%
1010	COLORADO SPRINGS 11	8246	STEELE ELEMENTARY SCHOOL	2ND	1	1	1	2	43	48	5	10.42%
1010	COLORADO SPRINGS 11	8246	STEELE ELEMENTARY SCHOOL	3RD	0	5	1	1	40	47	7	14.89%
1010	COLORADO SPRINGS 11	8246	STEELE ELEMENTARY SCHOOL	4TH	0	0	0	3	41	44	3	6.82%
1010	COLORADO SPRINGS 11	8246	STEELE ELEMENTARY SCHOOL	5TH	1	3	0	3	37	44	7	15.91%
1010	COLORADO SPRINGS 11	8246	STEELE ELEMENTARY SCHOOL	SCHOOL T	2	12	2	11	238	265	27	10.19%
1010	COLORADO SPRINGS 11	8346	STRATTON ELEMENTARY SCHOOL	PK	0	0	2	0	24	26	2	7.69%
1010	COLORADO SPRINGS 11	8346	STRATTON ELEMENTARY SCHOOL	KINDERG/	0	0	0	3	33	36	3	8.33%



COLORADO DEPARTMENT OF EDUCATION
FALL 2007 PUPIL MEMBERSHIP BY DISTRICT, SCHOOL, GRADE, RACE/ETHNICITY, AND GENDER

District Code	DISTRICT	School Code	SCHOOL	GRADE	AMERICAN	ASIAN OR	BLACK (NOT	WHITE (NOT		Total	Total	
					INDIAN OR ALASKAN NATIVE	PACIFIC ISLANDER	HISPANIC)	HISPANIC	HISPANIC)		Minority	% Minority
1010	COLORADO SPRINGS 11	8346	STRATTON ELEMENTARY SCHOOL	1ST	0	0	2	4	37	43	6	13.95%
1010	COLORADO SPRINGS 11	8346	STRATTON ELEMENTARY SCHOOL	2ND	0	1	1	5	39	46	7	15.22%
1010	COLORADO SPRINGS 11	8346	STRATTON ELEMENTARY SCHOOL	3RD	1	0	3	2	43	49	6	12.24%
1010	COLORADO SPRINGS 11	8346	STRATTON ELEMENTARY SCHOOL	4TH	0	1	2	9	49	61	12	19.67%
1010	COLORADO SPRINGS 11	8346	STRATTON ELEMENTARY SCHOOL	5TH	1	2	6	5	54	68	14	20.59%
1010	COLORADO SPRINGS 11	8346	STRATTON ELEMENTARY SCHOOL	SCHOOL T	2	4	16	28	279	329	50	15.20%
1010	COLORADO SPRINGS 11	8359	SPACE TECHNOLOGY AND ARTS ACADEMY (STAR ACADEMY)	KINDERG/	1	1	9	6	24	41	17	41.46%
1010	COLORADO SPRINGS 11	8359	SPACE TECHNOLOGY AND ARTS ACADEMY (STAR ACADEMY)	1ST	0	1	4	6	10	21	11	52.38%
1010	COLORADO SPRINGS 11	8359	SPACE TECHNOLOGY AND ARTS ACADEMY (STAR ACADEMY)	2ND	0	1	2	5	7	15	8	53.33%
1010	COLORADO SPRINGS 11	8359	SPACE TECHNOLOGY AND ARTS ACADEMY (STAR ACADEMY)	3RD	1	0	5	3	11	20	9	45.00%
1010	COLORADO SPRINGS 11	8359	SPACE TECHNOLOGY AND ARTS ACADEMY (STAR ACADEMY)	4TH	0	1	1	1	0	3	3	100.00%
1010	COLORADO SPRINGS 11	8359	SPACE TECHNOLOGY AND ARTS ACADEMY (STAR ACADEMY)	5TH	0	0	4	2	6	12	6	50.00%
1010	COLORADO SPRINGS 11	8359	SPACE TECHNOLOGY AND ARTS ACADEMY (STAR ACADEMY)	SCHOOL T	2	4	25	23	58	112	54	48.21%
1010	COLORADO SPRINGS 11	8466	TAYLOR ELEMENTARY SCHOOL	KINDERG/	0	2	5	8	27	42	15	35.71%
1010	COLORADO SPRINGS 11	8466	TAYLOR ELEMENTARY SCHOOL	1ST	1	0	0	8	26	35	9	25.71%
1010	COLORADO SPRINGS 11	8466	TAYLOR ELEMENTARY SCHOOL	2ND	0	0	1	4	37	42	5	11.90%
1010	COLORADO SPRINGS 11	8466	TAYLOR ELEMENTARY SCHOOL	3RD	1	0	2	11	29	43	14	32.56%
1010	COLORADO SPRINGS 11	8466	TAYLOR ELEMENTARY SCHOOL	4TH	1	1	0	9	26	37	11	29.73%
1010	COLORADO SPRINGS 11	8466	TAYLOR ELEMENTARY SCHOOL	5TH	0	1	3	4	37	45	8	17.78%
1010	COLORADO SPRINGS 11	8466	TAYLOR ELEMENTARY SCHOOL	SCHOOL T	3	4	11	44	182	244	62	25.41%
1010	COLORADO SPRINGS 11	8902	TRAILBLAZER ELEMENTARY SCHOOL	HALF DAY	0	1	1	1	12	15	3	20.00%
1010	COLORADO SPRINGS 11	8902	TRAILBLAZER ELEMENTARY SCHOOL	KINDERG/	0	3	3	5	30	41	11	26.83%
1010	COLORADO SPRINGS 11	8902	TRAILBLAZER ELEMENTARY SCHOOL	1ST	0	1	3	5	50	59	9	15.25%
1010	COLORADO SPRINGS 11	8902	TRAILBLAZER ELEMENTARY SCHOOL	2ND	0	3	3	6	43	55	12	21.82%
1010	COLORADO SPRINGS 11	8902	TRAILBLAZER ELEMENTARY SCHOOL	3RD	1	0	2	4	44	51	7	13.73%
1010	COLORADO SPRINGS 11	8902	TRAILBLAZER ELEMENTARY SCHOOL	4TH	0	2	4	9	40	55	15	27.27%
1010	COLORADO SPRINGS 11	8902	TRAILBLAZER ELEMENTARY SCHOOL	5TH	0	3	3	6	40	52	12	23.08%
1010	COLORADO SPRINGS 11	8902	TRAILBLAZER ELEMENTARY SCHOOL	SCHOOL T	0	15	21	33	259	328	69	21.04%
1010	COLORADO SPRINGS 11	9244	WASHINGTON ELEMENTARY SCHOOL	PK	0	0	1	4	21	26	5	19.23%
1010	COLORADO SPRINGS 11	9244	WASHINGTON ELEMENTARY SCHOOL	KINDERG/	1	0	6	22	19	48	29	60.42%
1010	COLORADO SPRINGS 11	9244	WASHINGTON ELEMENTARY SCHOOL	1ST	1	1	3	16	23	44	21	47.73%
1010	COLORADO SPRINGS 11	9244	WASHINGTON ELEMENTARY SCHOOL	2ND	1	0	4	19	20	44	24	54.55%
1010	COLORADO SPRINGS 11	9244	WASHINGTON ELEMENTARY SCHOOL	3RD	0	1	2	9	24	36	12	33.33%
1010	COLORADO SPRINGS 11	9244	WASHINGTON ELEMENTARY SCHOOL	4TH	0	0	4	13	16	33	17	51.52%
1010	COLORADO SPRINGS 11	9244	WASHINGTON ELEMENTARY SCHOOL	5TH	1	0	0	18	13	32	19	59.38%
1010	COLORADO SPRINGS 11	9244	WASHINGTON ELEMENTARY SCHOOL	SCHOOL T	4	2	20	101	136	263	127	48.29%
1010	COLORADO SPRINGS 11	9282	IRVING MIDDLE SCHOOL	6TH	1	5	28	63	102	199	97	48.74%
1010	COLORADO SPRINGS 11	9282	IRVING MIDDLE SCHOOL	7TH	2	9	27	44	103	185	82	44.32%
1010	COLORADO SPRINGS 11	9282	IRVING MIDDLE SCHOOL	8TH	3	9	31	58	117	218	101	46.33%
1010	COLORADO SPRINGS 11	9282	IRVING MIDDLE SCHOOL	SCHOOL T	6	23	86	165	322	602	280	46.51%
1010	COLORADO SPRINGS 11	9298	WASSON HIGH SCHOOL	9TH	7	7	43	78	179	314	135	42.99%
1010	COLORADO SPRINGS 11	9298	WASSON HIGH SCHOOL	10TH	4	11	50	78	177	320	143	44.69%
1010	COLORADO SPRINGS 11	9298	WASSON HIGH SCHOOL	11TH	5	5	33	77	188	308	120	38.96%
1010	COLORADO SPRINGS 11	9298	WASSON HIGH SCHOOL	12TH	5	10	40	97	212	364	152	41.76%
1010	COLORADO SPRINGS 11	9298	WASSON HIGH SCHOOL	SCHOOL T	21	33	166	330	756	1,306	550	42.11%
1010	COLORADO SPRINGS 11	9404	WEST INTERGENERATIONAL CENTER	6TH	1	3	10	25	70	109	39	35.78%
1010	COLORADO SPRINGS 11	9404	WEST INTERGENERATIONAL CENTER	7TH	2	2	6	32	71	113	42	37.17%
1010	COLORADO SPRINGS 11	9404	WEST INTERGENERATIONAL CENTER	8TH	2	1	7	30	92	132	40	30.30%
1010	COLORADO SPRINGS 11	9404	WEST INTERGENERATIONAL CENTER	SCHOOL T	5	6	23	87	233	354	121	34.18%
1010	COLORADO SPRINGS 11	9552	WHITTIER ELEMENTARY SCHOOL	KINDERG/	2	1	3	5	17	28	11	39.29%
1010	COLORADO SPRINGS 11	9552	WHITTIER ELEMENTARY SCHOOL	1ST	1	1	2	7	20	31	11	35.48%
1010	COLORADO SPRINGS 11	9552	WHITTIER ELEMENTARY SCHOOL	2ND	2	0	0	5	27	34	7	20.59%
1010	COLORADO SPRINGS 11	9552	WHITTIER ELEMENTARY SCHOOL	3RD	3	0	2	8	18	31	13	41.94%
1010	COLORADO SPRINGS 11	9552	WHITTIER ELEMENTARY SCHOOL	4TH	2	0	0	4	19	25	6	24.00%
1010	COLORADO SPRINGS 11	9552	WHITTIER ELEMENTARY SCHOOL	5TH	1	0	1	4	18	24	6	25.00%
1010	COLORADO SPRINGS 11	9552	WHITTIER ELEMENTARY SCHOOL	SCHOOL T	11	2	8	33	119	173	54	31.21%
1010	COLORADO SPRINGS 11	9618	ROGERS ELEMENTARY SCHOOL	PK	0	2	2	18	7	29	22	75.86%
1010	COLORADO SPRINGS 11	9618	ROGERS ELEMENTARY SCHOOL	KINDERG/	0	3	14	24	25	66	41	62.12%
1010	COLORADO SPRINGS 11	9618	ROGERS ELEMENTARY SCHOOL	1ST	1	4	11	31	23	70	47	67.14%
1010	COLORADO SPRINGS 11	9618	ROGERS ELEMENTARY SCHOOL	2ND	1	4	6	15	22	48	26	54.17%
1010	COLORADO SPRINGS 11	9618	ROGERS ELEMENTARY SCHOOL	3RD	0	1	11	21	26	59	33	55.93%
1010	COLORADO SPRINGS 11	9618	ROGERS ELEMENTARY SCHOOL	4TH	1	3	9	21	26	60	34	56.67%
1010	COLORADO SPRINGS 11	9618	ROGERS ELEMENTARY SCHOOL	5TH	0	1	6	31	21	59	38	64.41%



COLORADO DEPARTMENT OF EDUCATION
FALL 2007 PUPIL MEMBERSHIP BY DISTRICT, SCHOOL, GRADE, RACE/ETHNICITY, AND GENDER


District Code	DISTRICT	School Code	SCHOOL	GRADE	AMERICAN	ASIAN OR	BLACK (NOT	WHITE (NOT		Total	Total	
					INDIAN OR ALASKAN NATIVE	PACIFIC ISLANDER	HISPANIC)	HISPANIC	HISPANIC)		Minority	% Minority
1010	COLORADO SPRINGS 11	9618	ROGERS ELEMENTARY SCHOOL	SCHOOL T	3	18	59	161	150	391	241	61.64%
1010	COLORADO SPRINGS 11	9660	WILSON ELEMENTARY SCHOOL	KINDERG/	0	5	10	38	19	72	53	73.61%
1010	COLORADO SPRINGS 11	9660	WILSON ELEMENTARY SCHOOL	1ST	0	7	10	24	18	59	41	69.49%
1010	COLORADO SPRINGS 11	9660	WILSON ELEMENTARY SCHOOL	2ND	0	3	5	31	20	59	39	66.10%
1010	COLORADO SPRINGS 11	9660	WILSON ELEMENTARY SCHOOL	3RD	2	1	11	31	21	66	45	68.18%
1010	COLORADO SPRINGS 11	9660	WILSON ELEMENTARY SCHOOL	4TH	1	2	15	28	20	66	46	69.70%
1010	COLORADO SPRINGS 11	9660	WILSON ELEMENTARY SCHOOL	5TH	0	3	8	31	23	65	42	64.62%
1010	COLORADO SPRINGS 11	9660	WILSON ELEMENTARY SCHOOL	SCHOOL T	3	21	59	183	121	387	266	68.73%
1010	COLORADO SPRINGS 11		DISTRICT TOTAL		461	839	3,125	6,544	18,549	29,518	10,969	37.16%
1020	CHEYENNE MOUNTAIN 12	1582	CHEYENNE MOUNTAIN CHARTER ACADEMY	HALF DAY	0	4	8	17	60	89	29	32.58%
1020	CHEYENNE MOUNTAIN 12	1582	CHEYENNE MOUNTAIN CHARTER ACADEMY	KINDERG/	1	1	1	2	16	21	5	23.81%
1020	CHEYENNE MOUNTAIN 12	1582	CHEYENNE MOUNTAIN CHARTER ACADEMY	1ST	0	13	5	17	85	120	35	29.17%
1020	CHEYENNE MOUNTAIN 12	1582	CHEYENNE MOUNTAIN CHARTER ACADEMY	2ND	1	5	8	19	84	117	33	28.21%
1020	CHEYENNE MOUNTAIN 12	1582	CHEYENNE MOUNTAIN CHARTER ACADEMY	3RD	0	8	10	27	81	126	45	35.71%
1020	CHEYENNE MOUNTAIN 12	1582	CHEYENNE MOUNTAIN CHARTER ACADEMY	4TH	0	4	9	12	77	102	25	24.51%
1020	CHEYENNE MOUNTAIN 12	1582	CHEYENNE MOUNTAIN CHARTER ACADEMY	5TH	0	4	2	13	74	93	19	20.43%
1020	CHEYENNE MOUNTAIN 12	1582	CHEYENNE MOUNTAIN CHARTER ACADEMY	6TH	1	4	7	19	57	88	31	35.23%
1020	CHEYENNE MOUNTAIN 12	1582	CHEYENNE MOUNTAIN CHARTER ACADEMY	7TH	0	4	5	9	58	76	18	23.68%
1020	CHEYENNE MOUNTAIN 12	1582	CHEYENNE MOUNTAIN CHARTER ACADEMY	8TH	2	2	4	7	44	59	15	25.42%
1020	CHEYENNE MOUNTAIN 12	1582	CHEYENNE MOUNTAIN CHARTER ACADEMY	SCHOOL T	5	49	59	142	636	891	255	28.62%
1020	CHEYENNE MOUNTAIN 12	1586	CHEYENNE MOUNTAIN ELEMENTARY SCHOOL	HALF DAY	0	1	0	2	30	33	3	9.09%
1020	CHEYENNE MOUNTAIN 12	1586	CHEYENNE MOUNTAIN ELEMENTARY SCHOOL	1ST	1	5	1	1	35	43	8	18.60%
1020	CHEYENNE MOUNTAIN 12	1586	CHEYENNE MOUNTAIN ELEMENTARY SCHOOL	2ND	0	4	1	4	38	47	9	19.15%
1020	CHEYENNE MOUNTAIN 12	1586	CHEYENNE MOUNTAIN ELEMENTARY SCHOOL	3RD	0	1	1	4	44	50	6	12.00%
1020	CHEYENNE MOUNTAIN 12	1586	CHEYENNE MOUNTAIN ELEMENTARY SCHOOL	4TH	0	1	2	4	45	52	7	13.46%
1020	CHEYENNE MOUNTAIN 12	1586	CHEYENNE MOUNTAIN ELEMENTARY SCHOOL	5TH	0	0	0	6	44	50	6	12.00%
1020	CHEYENNE MOUNTAIN 12	1586	CHEYENNE MOUNTAIN ELEMENTARY SCHOOL	6TH	1	2	1	2	45	51	6	11.76%
1020	CHEYENNE MOUNTAIN 12	1586	CHEYENNE MOUNTAIN ELEMENTARY SCHOOL	SCHOOL T	2	14	6	23	281	326	45	13.80%
1020	CHEYENNE MOUNTAIN 12	1588	CHEYENNE MOUNTAIN JUNIOR HIGH SCHOOL	7TH	3	16	18	29	247	313	66	21.09%
1020	CHEYENNE MOUNTAIN 12	1588	CHEYENNE MOUNTAIN JUNIOR HIGH SCHOOL	8TH	5	18	11	27	276	337	61	18.10%
1020	CHEYENNE MOUNTAIN 12	1588	CHEYENNE MOUNTAIN JUNIOR HIGH SCHOOL	SCHOOL T	8	34	29	56	523	650	127	19.54%
1020	CHEYENNE MOUNTAIN 12	1590	CHEYENNE MOUNTAIN HIGH SCHOOL	9TH	5	19	6	29	280	339	59	17.40%
1020	CHEYENNE MOUNTAIN 12	1590	CHEYENNE MOUNTAIN HIGH SCHOOL	10TH	2	26	9	22	285	344	59	17.15%
1020	CHEYENNE MOUNTAIN 12	1590	CHEYENNE MOUNTAIN HIGH SCHOOL	11TH	3	23	2	28	291	347	56	16.14%
1020	CHEYENNE MOUNTAIN 12	1590	CHEYENNE MOUNTAIN HIGH SCHOOL	12TH	1	18	8	28	283	338	55	16.27%
1020	CHEYENNE MOUNTAIN 12	1590	CHEYENNE MOUNTAIN HIGH SCHOOL	SCHOOL T	11	86	25	107	1,139	1,368	229	16.74%
1020	CHEYENNE MOUNTAIN 12	1592	BROADMOOR ELEMENTARY SCHOOL	HALF DAY	0	3	1	4	16	24	8	33.33%
1020	CHEYENNE MOUNTAIN 12	1592	BROADMOOR ELEMENTARY SCHOOL	1ST	3	1	2	7	23	36	13	36.11%
1020	CHEYENNE MOUNTAIN 12	1592	BROADMOOR ELEMENTARY SCHOOL	2ND	1	1	0	4	34	40	6	15.00%
1020	CHEYENNE MOUNTAIN 12	1592	BROADMOOR ELEMENTARY SCHOOL	3RD	0	1	2	3	33	39	6	15.38%
1020	CHEYENNE MOUNTAIN 12	1592	BROADMOOR ELEMENTARY SCHOOL	4TH	1	1	3	6	32	43	11	25.58%
1020	CHEYENNE MOUNTAIN 12	1592	BROADMOOR ELEMENTARY SCHOOL	5TH	0	3	3	3	33	42	9	21.43%
1020	CHEYENNE MOUNTAIN 12	1592	BROADMOOR ELEMENTARY SCHOOL	6TH	0	2	4	25	33	33	8	24.24%
1020	CHEYENNE MOUNTAIN 12	1592	BROADMOOR ELEMENTARY SCHOOL	SCHOOL T	5	12	13	31	196	257	61	23.74%
1020	CHEYENNE MOUNTAIN 12	1596	CANON ELEMENTARY SCHOOL	HALF DAY	0	0	1	2	36	39	3	7.69%
1020	CHEYENNE MOUNTAIN 12	1596	CANON ELEMENTARY SCHOOL	1ST	0	3	1	4	34	42	8	19.05%
1020	CHEYENNE MOUNTAIN 12	1596	CANON ELEMENTARY SCHOOL	2ND	0	2	1	6	29	38	9	23.68%
1020	CHEYENNE MOUNTAIN 12	1596	CANON ELEMENTARY SCHOOL	3RD	1	0	1	3	30	35	5	14.29%
1020	CHEYENNE MOUNTAIN 12	1596	CANON ELEMENTARY SCHOOL	4TH	0	1	1	7	30	39	9	23.08%
1020	CHEYENNE MOUNTAIN 12	1596	CANON ELEMENTARY SCHOOL	5TH	1	3	0	5	34	43	9	20.93%
1020	CHEYENNE MOUNTAIN 12	1596	CANON ELEMENTARY SCHOOL	6TH	0	0	0	4	38	42	4	9.52%
1020	CHEYENNE MOUNTAIN 12	1596	CANON ELEMENTARY SCHOOL	SCHOOL T	2	9	5	31	231	278	47	16.91%
1020	CHEYENNE MOUNTAIN 12	1604	SKYWAY PARK ELEMENTARY SCHOOL	HALF DAY	0	1	0	2	22	25	3	12.00%
1020	CHEYENNE MOUNTAIN 12	1604	SKYWAY PARK ELEMENTARY SCHOOL	1ST	0	2	0	5	36	43	7	16.28%
1020	CHEYENNE MOUNTAIN 12	1604	SKYWAY PARK ELEMENTARY SCHOOL	2ND	0	2	0	6	36	44	8	18.18%
1020	CHEYENNE MOUNTAIN 12	1604	SKYWAY PARK ELEMENTARY SCHOOL	3RD	0	1	1	5	33	40	7	17.50%
1020	CHEYENNE MOUNTAIN 12	1604	SKYWAY PARK ELEMENTARY SCHOOL	4TH	2	2	3	9	33	49	16	32.65%
1020	CHEYENNE MOUNTAIN 12	1604	SKYWAY PARK ELEMENTARY SCHOOL	5TH	1	1	1	6	36	45	9	20.00%
1020	CHEYENNE MOUNTAIN 12	1604	SKYWAY PARK ELEMENTARY SCHOOL	6TH	2	4	1	5	41	53	12	22.64%
1020	CHEYENNE MOUNTAIN 12	1604	SKYWAY PARK ELEMENTARY SCHOOL	SCHOOL T	5	13	6	38	237	299	62	20.74%
1020	CHEYENNE MOUNTAIN 12	3482	GOLD CAMP ELEMENTARY SCHOOL	PK	0	3	1	2	35	41	6	14.63%
1020	CHEYENNE MOUNTAIN 12	3482	GOLD CAMP ELEMENTARY SCHOOL	HALF DAY	1	2	0	1	27	31	4	12.90%
1020	CHEYENNE MOUNTAIN 12	3482	GOLD CAMP ELEMENTARY SCHOOL	1ST	1	2	1	3	39	46	7	15.22%

COLORADO DEPARTMENT OF EDUCATION
FALL 2007 PUPIL MEMBERSHIP BY DISTRICT, SCHOOL, GRADE, RACE/ETHNICITY, AND GENDER

District Code	DISTRICT	School Code	SCHOOL	GRADE	AMERICAN	ASIAN OR	BLACK (NOT	WHITE (NOT		Total	Total	
					INDIAN OR ALASKAN NATIVE	PACIFIC ISLANDER	HISPANIC)	HISPANIC	HISPANIC)		Minority	% Minority
1020	CHEYENNE MOUNTAIN 12	3482	GOLD CAMP ELEMENTARY SCHOOL	2ND	1	0	0	4	36	41	5	12.20%
1020	CHEYENNE MOUNTAIN 12	3482	GOLD CAMP ELEMENTARY SCHOOL	3RD	1	2	0	4	39	46	7	15.22%
1020	CHEYENNE MOUNTAIN 12	3482	GOLD CAMP ELEMENTARY SCHOOL	4TH	0	1	1	4	44	50	6	12.00%
1020	CHEYENNE MOUNTAIN 12	3482	GOLD CAMP ELEMENTARY SCHOOL	5TH	0	0	0	4	48	52	4	7.69%
1020	CHEYENNE MOUNTAIN 12	3482	GOLD CAMP ELEMENTARY SCHOOL	6TH	0	0	1	1	37	39	2	5.13%
1020	CHEYENNE MOUNTAIN 12	3482	GOLD CAMP ELEMENTARY SCHOOL	SCHOOL T	4	10	4	23	305	346	41	11.85%
1020	CHEYENNE MOUNTAIN 12	6953	PINON VALLEY ELEMENTARY SCHOOL	PK	0	2	1	1	20	24	4	16.67%
1020	CHEYENNE MOUNTAIN 12	6953	PINON VALLEY ELEMENTARY SCHOOL	HALF DAY	0	2	2	3	24	31	7	22.58%
1020	CHEYENNE MOUNTAIN 12	6953	PINON VALLEY ELEMENTARY SCHOOL	1ST	0	1	0	3	39	43	4	9.30%
1020	CHEYENNE MOUNTAIN 12	6953	PINON VALLEY ELEMENTARY SCHOOL	2ND	1	3	1	7	34	46	12	26.09%
1020	CHEYENNE MOUNTAIN 12	6953	PINON VALLEY ELEMENTARY SCHOOL	3RD	0	6	2	8	29	45	16	35.56%
1020	CHEYENNE MOUNTAIN 12	6953	PINON VALLEY ELEMENTARY SCHOOL	4TH	0	4	3	8	41	56	15	26.79%
1020	CHEYENNE MOUNTAIN 12	6953	PINON VALLEY ELEMENTARY SCHOOL	5TH	1	2	3	4	44	54	10	18.52%
1020	CHEYENNE MOUNTAIN 12	6953	PINON VALLEY ELEMENTARY SCHOOL	6TH	1	7	4	7	43	62	19	30.65%
1020	CHEYENNE MOUNTAIN 12	6953	PINON VALLEY ELEMENTARY SCHOOL	SCHOOL T	3	27	16	41	274	361	87	24.10%
1020	CHEYENNE MOUNTAIN 12	9065	THE VANGUARD SCHOOL	9TH	0	1	3	1	34	39	5	12.82%
1020	CHEYENNE MOUNTAIN 12	9065	THE VANGUARD SCHOOL	10TH	2	4	3	6	21	36	15	41.67%
1020	CHEYENNE MOUNTAIN 12	9065	THE VANGUARD SCHOOL	SCHOOL T	2	5	6	7	55	75	20	26.67%
1020	CHEYENNE MOUNTAIN 12		DISTRICT TOTAL		47	259	169	499	3,877	4,851	974	20.08%
1030	MANITOU SPRINGS 14	5460	MANITOU SPRINGS ELEMENTARY SCHOOL	PK	1	0	0	0	23	24	1	4.17%
1030	MANITOU SPRINGS 14	5460	MANITOU SPRINGS ELEMENTARY SCHOOL	KINDERGA	2	0	0	4	56	62	6	9.68%
1030	MANITOU SPRINGS 14	5460	MANITOU SPRINGS ELEMENTARY SCHOOL	1ST	0	4	2	4	42	52	10	19.23%
1030	MANITOU SPRINGS 14	5460	MANITOU SPRINGS ELEMENTARY SCHOOL	2ND	2	0	2	2	61	67	6	8.96%
1030	MANITOU SPRINGS 14	5460	MANITOU SPRINGS ELEMENTARY SCHOOL	3RD	2	2	0	6	62	72	10	13.89%
1030	MANITOU SPRINGS 14	5460	MANITOU SPRINGS ELEMENTARY SCHOOL	4TH	1	0	1	7	65	74	9	12.16%
1030	MANITOU SPRINGS 14	5460	MANITOU SPRINGS ELEMENTARY SCHOOL	5TH	2	1	1	4	65	73	8	10.96%
1030	MANITOU SPRINGS 14	5460	MANITOU SPRINGS ELEMENTARY SCHOOL	SCHOOL T	10	7	6	27	374	424	50	11.79%
1030	MANITOU SPRINGS 14	5464	MANITOU SPRINGS MIDDLE SCHOOL	6TH	4	1	1	14	95	115	20	17.39%
1030	MANITOU SPRINGS 14	5464	MANITOU SPRINGS MIDDLE SCHOOL	7TH	1	3	3	9	93	109	16	14.68%
1030	MANITOU SPRINGS 14	5464	MANITOU SPRINGS MIDDLE SCHOOL	8TH	3	1	2	9	103	118	15	12.71%
1030	MANITOU SPRINGS 14	5464	MANITOU SPRINGS MIDDLE SCHOOL	SCHOOL T	8	5	6	32	291	342	51	14.91%
1030	MANITOU SPRINGS 14	5468	MANITOU SPRINGS HIGH SCHOOL	9TH	4	2	2	11	118	137	19	13.87%
1030	MANITOU SPRINGS 14	5468	MANITOU SPRINGS HIGH SCHOOL	10TH	1	2	0	10	101	114	13	11.40%
1030	MANITOU SPRINGS 14	5468	MANITOU SPRINGS HIGH SCHOOL	11TH	1	3	3	7	100	114	14	12.28%
1030	MANITOU SPRINGS 14	5468	MANITOU SPRINGS HIGH SCHOOL	12TH	2	3	2	6	105	118	13	11.02%
1030	MANITOU SPRINGS 14	5468	MANITOU SPRINGS HIGH SCHOOL	SCHOOL T	8	10	7	34	424	483	59	12.22%
1030	MANITOU SPRINGS 14	9010	UTE PASS ELEMENTARY SCHOOL	PK	0	0	0	0	12	12	0	0.00%
1030	MANITOU SPRINGS 14	9010	UTE PASS ELEMENTARY SCHOOL	KINDERGA	0	0	0	0	17	17	0	0.00%
1030	MANITOU SPRINGS 14	9010	UTE PASS ELEMENTARY SCHOOL	1ST	0	0	0	2	15	17	2	11.76%
1030	MANITOU SPRINGS 14	9010	UTE PASS ELEMENTARY SCHOOL	2ND	0	0	1	0	15	16	1	6.25%
1030	MANITOU SPRINGS 14	9010	UTE PASS ELEMENTARY SCHOOL	3RD	0	0	0	1	16	17	1	5.88%
1030	MANITOU SPRINGS 14	9010	UTE PASS ELEMENTARY SCHOOL	4TH	0	0	0	0	25	25	0	0.00%
1030	MANITOU SPRINGS 14	9010	UTE PASS ELEMENTARY SCHOOL	5TH	3	0	0	1	21	25	4	16.00%
1030	MANITOU SPRINGS 14	9010	UTE PASS ELEMENTARY SCHOOL	SCHOOL T	3	0	1	4	121	129	8	6.20%
1030	MANITOU SPRINGS 14		DISTRICT TOTAL		29	22	20	97	1,210	1,378	168	12.19%
1040	ACADEMY 20	0017	ACADEMY ENDEAVOUR ELEMENTARY SCHOOL	HALF DAY	0	0	0	1	11	12	1	8.33%
1040	ACADEMY 20	0017	ACADEMY ENDEAVOUR ELEMENTARY SCHOOL	KINDERGA	0	6	4	4	27	41	14	34.15%
1040	ACADEMY 20	0017	ACADEMY ENDEAVOUR ELEMENTARY SCHOOL	1ST	2	6	2	8	42	60	18	30.00%
1040	ACADEMY 20	0017	ACADEMY ENDEAVOUR ELEMENTARY SCHOOL	2ND	1	11	7	8	51	78	27	34.62%
1040	ACADEMY 20	0017	ACADEMY ENDEAVOUR ELEMENTARY SCHOOL	3RD	1	7	7	6	55	76	21	27.63%
1040	ACADEMY 20	0017	ACADEMY ENDEAVOUR ELEMENTARY SCHOOL	4TH	0	4	6	10	64	84	20	23.81%
1040	ACADEMY 20	0017	ACADEMY ENDEAVOUR ELEMENTARY SCHOOL	5TH	1	15	3	6	61	86	25	29.07%
1040	ACADEMY 20	0017	ACADEMY ENDEAVOUR ELEMENTARY SCHOOL	SCHOOL T	5	49	29	43	311	437	126	28.83%
1040	ACADEMY 20	0019	ACADEMY INTERNATIONAL ELEMENTARY SCHOOL	PK	3	21	11	26	101	162	61	37.65%
1040	ACADEMY 20	0019	ACADEMY INTERNATIONAL ELEMENTARY SCHOOL	HALF DAY	0	1	1	3	36	41	5	12.20%
1040	ACADEMY 20	0019	ACADEMY INTERNATIONAL ELEMENTARY SCHOOL	KINDERGA	0	9	8	0	33	50	17	34.00%
1040	ACADEMY 20	0019	ACADEMY INTERNATIONAL ELEMENTARY SCHOOL	1ST	0	8	3	8	83	102	19	18.63%
1040	ACADEMY 20	0019	ACADEMY INTERNATIONAL ELEMENTARY SCHOOL	2ND	0	11	9	10	67	97	30	30.93%
1040	ACADEMY 20	0019	ACADEMY INTERNATIONAL ELEMENTARY SCHOOL	3RD	1	13	2	8	73	97	24	24.74%
1040	ACADEMY 20	0019	ACADEMY INTERNATIONAL ELEMENTARY SCHOOL	4TH	0	9	2	1	86	98	12	12.24%
1040	ACADEMY 20	0019	ACADEMY INTERNATIONAL ELEMENTARY SCHOOL	5TH	0	13	1	6	66	86	20	23.26%
1040	ACADEMY 20	0019	ACADEMY INTERNATIONAL ELEMENTARY SCHOOL	SCHOOL T	4	85	37	62	545	733	188	25.65%
1040	ACADEMY 20	0074	CHALLENGER MIDDLE SCHOOL	6TH	0	7	8	10	156	181	25	13.81%

COLORADO DEPARTMENT OF EDUCATION
FALL 2007 PUPIL MEMBERSHIP BY DISTRICT, SCHOOL, GRADE, RACE/ETHNICITY, AND GENDER

District Code	DISTRICT	School Code	SCHOOL	GRADE	AMERICAN INDIAN OR ALASKAN NATIVE	ASIAN OR PACIFIC ISLANDER	BLACK (NOT HISPANIC)	HISPANIC	WHITE (NOT HISPANIC)	Total	Total	
											Minority	% Minority
1040	ACADEMY 20	0074	CHALLENGER MIDDLE SCHOOL	7TH	1	10	7	17	188	223	35	15.70%
1040	ACADEMY 20	0074	CHALLENGER MIDDLE SCHOOL	8TH	1	8	2	14	154	179	25	13.97%
1040	ACADEMY 20	0074	CHALLENGER MIDDLE SCHOOL	SCHOOL T	2	25	17	41	498	583	85	14.58%
1040	ACADEMY 20	0076	AIR ACADEMY HIGH SCHOOL	9TH	2	16	9	16	280	323	43	13.31%
1040	ACADEMY 20	0076	AIR ACADEMY HIGH SCHOOL	10TH	2	20	13	23	292	350	58	16.57%
1040	ACADEMY 20	0076	AIR ACADEMY HIGH SCHOOL	11TH	3	16	13	19	349	400	51	12.75%
1040	ACADEMY 20	0076	AIR ACADEMY HIGH SCHOOL	12TH	0	20	8	15	312	355	43	12.11%
1040	ACADEMY 20	0076	AIR ACADEMY HIGH SCHOOL	SCHOOL T	7	72	43	73	1,233	1,428	195	13.66%
1040	ACADEMY 20	0209	ASPEN VALLEY HIGH SCHOOL	9TH	0	0	1	0	3	4	1	25.00%
1040	ACADEMY 20	0209	ASPEN VALLEY HIGH SCHOOL	10TH	1	0	1	2	17	21	4	19.05%
1040	ACADEMY 20	0209	ASPEN VALLEY HIGH SCHOOL	11TH	0	1	0	3	28	32	4	12.50%
1040	ACADEMY 20	0209	ASPEN VALLEY HIGH SCHOOL	12TH	0	0	1	1	42	44	2	4.55%
1040	ACADEMY 20	0209	ASPEN VALLEY HIGH SCHOOL	SCHOOL T	1	1	3	6	90	101	11	10.89%
1040	ACADEMY 20	0249	ANTELOPE TRAILS ELEMENTARY SCHOOL	PK	0	1	1	2	24	28	4	14.29%
1040	ACADEMY 20	0249	ANTELOPE TRAILS ELEMENTARY SCHOOL	HALF DAY	0	1	0	1	42	44	2	4.55%
1040	ACADEMY 20	0249	ANTELOPE TRAILS ELEMENTARY SCHOOL	KINDERG/	0	2	1	2	33	38	5	13.16%
1040	ACADEMY 20	0249	ANTELOPE TRAILS ELEMENTARY SCHOOL	1ST	0	6	0	6	66	78	12	15.38%
1040	ACADEMY 20	0249	ANTELOPE TRAILS ELEMENTARY SCHOOL	2ND	0	5	0	2	73	80	7	8.75%
1040	ACADEMY 20	0249	ANTELOPE TRAILS ELEMENTARY SCHOOL	3RD	1	0	0	5	80	86	6	6.98%
1040	ACADEMY 20	0249	ANTELOPE TRAILS ELEMENTARY SCHOOL	4TH	0	3	1	3	69	76	7	9.21%
1040	ACADEMY 20	0249	ANTELOPE TRAILS ELEMENTARY SCHOOL	5TH	1	1	0	2	83	87	4	4.60%
1040	ACADEMY 20	0249	ANTELOPE TRAILS ELEMENTARY SCHOOL	SCHOOL T	2	19	3	23	470	517	47	9.09%
1040	ACADEMY 20	1615	CHINOOK TRAIL ELEMENTARY SCHOOL	HALF DAY	0	3	1	1	12	17	5	29.41%
1040	ACADEMY 20	1615	CHINOOK TRAIL ELEMENTARY SCHOOL	1ST	0	3	1	3	16	23	7	30.43%
1040	ACADEMY 20	1615	CHINOOK TRAIL ELEMENTARY SCHOOL	2ND	0	1	0	1	12	14	2	14.29%
1040	ACADEMY 20	1615	CHINOOK TRAIL ELEMENTARY SCHOOL	3RD	1	2	0	0	7	10	3	30.00%
1040	ACADEMY 20	1615	CHINOOK TRAIL ELEMENTARY SCHOOL	4TH	0	3	0	2	14	19	5	26.32%
1040	ACADEMY 20	1615	CHINOOK TRAIL ELEMENTARY SCHOOL	5TH	0	0	0	1	16	17	1	5.88%
1040	ACADEMY 20	1615	CHINOOK TRAIL ELEMENTARY SCHOOL	SCHOOL T	1	12	2	8	77	100	23	23.00%
1040	ACADEMY 20	1627	THE CLASSICAL ACADEMY CHARTER	HALF DAY	1	14	6	21	248	290	42	14.48%
1040	ACADEMY 20	1627	THE CLASSICAL ACADEMY CHARTER	1ST	3	11	7	14	250	285	35	12.28%
1040	ACADEMY 20	1627	THE CLASSICAL ACADEMY CHARTER	2ND	1	13	8	23	220	265	45	16.98%
1040	ACADEMY 20	1627	THE CLASSICAL ACADEMY CHARTER	3RD	0	14	9	14	246	283	37	13.07%
1040	ACADEMY 20	1627	THE CLASSICAL ACADEMY CHARTER	4TH	0	6	7	18	228	259	31	11.97%
1040	ACADEMY 20	1627	THE CLASSICAL ACADEMY CHARTER	5TH	1	10	6	8	220	245	25	10.20%
1040	ACADEMY 20	1627	THE CLASSICAL ACADEMY CHARTER	6TH	2	5	9	15	202	233	31	13.30%
1040	ACADEMY 20	1627	THE CLASSICAL ACADEMY CHARTER	SCHOOL T	8	73	52	113	1,614	1,860	246	13.23%
1040	ACADEMY 20	1629	THE CLASSICAL ACADEMY MIDDLE SCHOOL	7TH	1	7	4	20	207	239	32	13.39%
1040	ACADEMY 20	1629	THE CLASSICAL ACADEMY MIDDLE SCHOOL	8TH	1	3	6	8	183	201	18	8.96%
1040	ACADEMY 20	1629	THE CLASSICAL ACADEMY MIDDLE SCHOOL	SCHOOL T	2	10	10	28	390	440	50	11.36%
1040	ACADEMY 20	1630	THE CLASSICAL ACADEMY HIGH SCHOOL	9TH	1	1	4	14	153	173	20	11.56%
1040	ACADEMY 20	1630	THE CLASSICAL ACADEMY HIGH SCHOOL	10TH	0	3	5	7	151	166	15	9.04%
1040	ACADEMY 20	1630	THE CLASSICAL ACADEMY HIGH SCHOOL	11TH	1	0	2	4	119	126	7	5.56%
1040	ACADEMY 20	1630	THE CLASSICAL ACADEMY HIGH SCHOOL	12TH	1	1	2	2	69	75	6	8.00%
1040	ACADEMY 20	1630	THE CLASSICAL ACADEMY HIGH SCHOOL	SCHOOL T	3	5	13	27	492	540	48	8.89%
1040	ACADEMY 20	2195	DISCOVERY CANYON CAMPUS SCHOOL	PK	0	3	0	2	27	32	5	15.63%
1040	ACADEMY 20	2195	DISCOVERY CANYON CAMPUS SCHOOL	HALF DAY	0	0	0	0	28	28	0	0.00%
1040	ACADEMY 20	2195	DISCOVERY CANYON CAMPUS SCHOOL	KINDERG/	1	0	0	2	20	23	3	13.04%
1040	ACADEMY 20	2195	DISCOVERY CANYON CAMPUS SCHOOL	1ST	0	6	2	4	59	71	12	16.90%
1040	ACADEMY 20	2195	DISCOVERY CANYON CAMPUS SCHOOL	2ND	1	5	1	3	50	60	10	16.67%
1040	ACADEMY 20	2195	DISCOVERY CANYON CAMPUS SCHOOL	3RD	2	3	2	4	54	65	11	16.92%
1040	ACADEMY 20	2195	DISCOVERY CANYON CAMPUS SCHOOL	4TH	0	4	2	5	36	47	11	23.40%
1040	ACADEMY 20	2195	DISCOVERY CANYON CAMPUS SCHOOL	5TH	0	8	3	3	42	56	14	25.00%
1040	ACADEMY 20	2195	DISCOVERY CANYON CAMPUS SCHOOL	6TH	3	12	5	15	176	211	35	16.59%
1040	ACADEMY 20	2195	DISCOVERY CANYON CAMPUS SCHOOL	7TH	0	10	5	25	201	241	40	16.60%
1040	ACADEMY 20	2195	DISCOVERY CANYON CAMPUS SCHOOL	8TH	1	11	6	17	235	270	35	12.96%
1040	ACADEMY 20	2195	DISCOVERY CANYON CAMPUS SCHOOL	9TH	2	6	2	10	98	118	20	16.95%
1040	ACADEMY 20	2195	DISCOVERY CANYON CAMPUS SCHOOL	SCHOOL T	10	68	28	90	1,026	1,222	196	16.04%
1040	ACADEMY 20	2248	DOUGLASS VALLEY ELEMENTARY SCHOOL	HALF DAY	1	2	0	5	14	22	8	36.36%
1040	ACADEMY 20	2248	DOUGLASS VALLEY ELEMENTARY SCHOOL	KINDERG/	1	1	4	2	16	24	8	33.33%
1040	ACADEMY 20	2248	DOUGLASS VALLEY ELEMENTARY SCHOOL	1ST	0	0	3	7	23	33	10	30.30%
1040	ACADEMY 20	2248	DOUGLASS VALLEY ELEMENTARY SCHOOL	2ND	0	3	5	3	35	46	11	23.91%
1040	ACADEMY 20	2248	DOUGLASS VALLEY ELEMENTARY SCHOOL	3RD	1	1	4	6	37	49	12	24.49%




COLORADO DEPARTMENT OF EDUCATION
FALL 2007 PUPIL MEMBERSHIP BY DISTRICT, SCHOOL, GRADE, RACE/ETHNICITY, AND GENDER

District Code	DISTRICT	School Code	SCHOOL	GRADE	AMERICAN	ASIAN OR	BLACK (NOT	WHITE (NOT		Total	Total	
					INDIAN OR ALASKAN NATIVE	PACIFIC ISLANDER	HISPANIC)	HISPANIC	HISPANIC)		Minority	% Minority
1040	ACADEMY 20	2248	DOUGLASS VALLEY ELEMENTARY SCHOOL	4TH	0	1	7	5	28	41	13	31.71%
1040	ACADEMY 20	2248	DOUGLASS VALLEY ELEMENTARY SCHOOL	5TH	1	0	2	2	27	32	5	15.63%
1040	ACADEMY 20	2248	DOUGLASS VALLEY ELEMENTARY SCHOOL	SCHOOL T	4	8	25	30	180	247	67	27.13%
1040	ACADEMY 20	2358	EAGLEVIEW MIDDLE SCHOOL	6TH	2	13	11	32	268	326	58	17.79%
1040	ACADEMY 20	2358	EAGLEVIEW MIDDLE SCHOOL	7TH	2	10	8	29	245	294	49	16.67%
1040	ACADEMY 20	2358	EAGLEVIEW MIDDLE SCHOOL	8TH	1	28	10	18	238	295	57	19.32%
1040	ACADEMY 20	2358	EAGLEVIEW MIDDLE SCHOOL	SCHOOL T	5	51	29	79	751	915	164	17.92%
1040	ACADEMY 20	2524	EDITH WOLFORD ELEMENTARY SCHOOL	PK	0	2	1	1	17	21	4	19.05%
1040	ACADEMY 20	2524	EDITH WOLFORD ELEMENTARY SCHOOL	HALF DAY	0	0	1	2	13	16	3	18.75%
1040	ACADEMY 20	2524	EDITH WOLFORD ELEMENTARY SCHOOL	KINDERG/	0	1	0	1	18	20	2	10.00%
1040	ACADEMY 20	2524	EDITH WOLFORD ELEMENTARY SCHOOL	1ST	0	1	2	4	39	46	7	15.22%
1040	ACADEMY 20	2524	EDITH WOLFORD ELEMENTARY SCHOOL	2ND	1	1	2	5	48	57	9	15.79%
1040	ACADEMY 20	2524	EDITH WOLFORD ELEMENTARY SCHOOL	3RD	1	1	1	3	48	54	6	11.11%
1040	ACADEMY 20	2524	EDITH WOLFORD ELEMENTARY SCHOOL	4TH	1	2	1	7	98	109	11	10.09%
1040	ACADEMY 20	2524	EDITH WOLFORD ELEMENTARY SCHOOL	5TH	1	2	0	2	47	52	5	9.62%
1040	ACADEMY 20	2524	EDITH WOLFORD ELEMENTARY SCHOOL	SCHOOL T	4	10	8	25	328	375	47	12.53%
1040	ACADEMY 20	2800	EXPLORER ELEMENTARY SCHOOL	PK	0	9	3	4	47	63	16	25.40%
1040	ACADEMY 20	2800	EXPLORER ELEMENTARY SCHOOL	HALF DAY	0	1	2	2	32	37	5	13.51%
1040	ACADEMY 20	2800	EXPLORER ELEMENTARY SCHOOL	KINDERG/	1	0	1	1	22	25	3	12.00%
1040	ACADEMY 20	2800	EXPLORER ELEMENTARY SCHOOL	1ST	1	3	3	6	59	72	13	18.06%
1040	ACADEMY 20	2800	EXPLORER ELEMENTARY SCHOOL	2ND	0	4	2	4	68	78	10	12.82%
1040	ACADEMY 20	2800	EXPLORER ELEMENTARY SCHOOL	3RD	0	3	3	2	63	71	8	11.27%
1040	ACADEMY 20	2800	EXPLORER ELEMENTARY SCHOOL	4TH	1	3	3	2	72	81	9	11.11%
1040	ACADEMY 20	2800	EXPLORER ELEMENTARY SCHOOL	5TH	0	5	3	8	71	87	16	18.39%
1040	ACADEMY 20	2800	EXPLORER ELEMENTARY SCHOOL	SCHOOL T	3	28	20	29	434	514	80	15.56%
1040	ACADEMY 20	3104	FOOTHILLS ELEMENTARY SCHOOL	HALF DAY	0	2	0	1	15	18	3	16.67%
1040	ACADEMY 20	3104	FOOTHILLS ELEMENTARY SCHOOL	KINDERG/	1	5	1	1	24	32	8	25.00%
1040	ACADEMY 20	3104	FOOTHILLS ELEMENTARY SCHOOL	1ST	0	2	5	6	49	62	13	20.97%
1040	ACADEMY 20	3104	FOOTHILLS ELEMENTARY SCHOOL	2ND	4	2	1	4	59	70	11	15.71%
1040	ACADEMY 20	3104	FOOTHILLS ELEMENTARY SCHOOL	3RD	0	8	4	3	57	72	15	20.83%
1040	ACADEMY 20	3104	FOOTHILLS ELEMENTARY SCHOOL	4TH	0	1	6	2	56	65	9	13.85%
1040	ACADEMY 20	3104	FOOTHILLS ELEMENTARY SCHOOL	5TH	1	6	3	4	57	71	14	19.72%
1040	ACADEMY 20	3104	FOOTHILLS ELEMENTARY SCHOOL	SCHOOL T	6	26	20	21	317	390	73	18.72%
1040	ACADEMY 20	3238	FRONTIER ELEMENTARY SCHOOL	PK	0	3	2	4	18	27	9	33.33%
1040	ACADEMY 20	3238	FRONTIER ELEMENTARY SCHOOL	HALF DAY	0	1	3	4	24	32	8	25.00%
1040	ACADEMY 20	3238	FRONTIER ELEMENTARY SCHOOL	KINDERG/	0	3	2	3	19	27	8	29.63%
1040	ACADEMY 20	3238	FRONTIER ELEMENTARY SCHOOL	1ST	1	3	5	9	54	72	18	25.00%
1040	ACADEMY 20	3238	FRONTIER ELEMENTARY SCHOOL	2ND	0	5	6	8	50	69	19	27.54%
1040	ACADEMY 20	3238	FRONTIER ELEMENTARY SCHOOL	3RD	0	2	5	6	54	67	13	19.40%
1040	ACADEMY 20	3238	FRONTIER ELEMENTARY SCHOOL	4TH	1	5	6	8	55	75	20	26.67%
1040	ACADEMY 20	3238	FRONTIER ELEMENTARY SCHOOL	5TH	3	4	10	8	62	87	25	28.74%
1040	ACADEMY 20	3238	FRONTIER ELEMENTARY SCHOOL	SCHOOL T	5	26	39	50	336	456	120	26.32%
1040	ACADEMY 20	3985	HIGH PLAINS ELEMENTARY SCHOOL	HALF DAY	0	1	1	9	16	27	11	40.74%
1040	ACADEMY 20	3985	HIGH PLAINS ELEMENTARY SCHOOL	KINDERG/	0	0	2	4	18	24	6	25.00%
1040	ACADEMY 20	3985	HIGH PLAINS ELEMENTARY SCHOOL	1ST	0	2	1	6	32	41	9	21.95%
1040	ACADEMY 20	3985	HIGH PLAINS ELEMENTARY SCHOOL	2ND	0	3	6	16	42	67	25	37.31%
1040	ACADEMY 20	3985	HIGH PLAINS ELEMENTARY SCHOOL	3RD	0	8	4	5	35	52	17	32.69%
1040	ACADEMY 20	3985	HIGH PLAINS ELEMENTARY SCHOOL	4TH	1	3	2	9	45	60	15	25.00%
1040	ACADEMY 20	3985	HIGH PLAINS ELEMENTARY SCHOOL	5TH	0	6	2	12	50	70	20	28.57%
1040	ACADEMY 20	3985	HIGH PLAINS ELEMENTARY SCHOOL	SCHOOL T	1	23	18	61	238	341	103	30.21%
1040	ACADEMY 20	5126	LIBERTY HIGH SCHOOL	9TH	4	16	11	33	296	360	64	17.78%
1040	ACADEMY 20	5126	LIBERTY HIGH SCHOOL	10TH	1	19	20	31	314	385	71	18.44%
1040	ACADEMY 20	5126	LIBERTY HIGH SCHOOL	11TH	2	13	17	30	296	358	62	17.32%
1040	ACADEMY 20	5126	LIBERTY HIGH SCHOOL	12TH	5	11	13	26	317	372	55	14.78%
1040	ACADEMY 20	5126	LIBERTY HIGH SCHOOL	SCHOOL T	12	59	61	120	1,223	1,475	252	17.08%
1040	ACADEMY 20	6140	MOUNTAIN RIDGE MIDDLE SCHOOL	6TH	3	21	26	27	311	388	77	19.85%
1040	ACADEMY 20	6140	MOUNTAIN RIDGE MIDDLE SCHOOL	7TH	8	20	24	40	262	354	92	25.99%
1040	ACADEMY 20	6140	MOUNTAIN RIDGE MIDDLE SCHOOL	8TH	3	25	23	25	314	390	76	19.49%
1040	ACADEMY 20	6140	MOUNTAIN RIDGE MIDDLE SCHOOL	SCHOOL T	14	66	73	92	887	1,132	245	21.64%
1040	ACADEMY 20	6158	MOUNTAIN VIEW ELEMENTARY SCHOOL	HALF DAY	0	3	0	2	42	47	5	10.64%
1040	ACADEMY 20	6158	MOUNTAIN VIEW ELEMENTARY SCHOOL	KINDERG/	0	4	1	5	40	50	10	20.00%
1040	ACADEMY 20	6158	MOUNTAIN VIEW ELEMENTARY SCHOOL	1ST	0	4	0	4	63	71	8	11.27%
1040	ACADEMY 20	6158	MOUNTAIN VIEW ELEMENTARY SCHOOL	2ND	0	6	3	4	84	97	13	13.40%




COLORADO DEPARTMENT OF EDUCATION
FALL 2007 PUPIL MEMBERSHIP BY DISTRICT, SCHOOL, GRADE, RACE/ETHNICITY, AND GENDER

District Code	DISTRICT	School Code	SCHOOL	GRADE	AMERICAN	ASIAN OR	BLACK (NOT	WHITE (NOT		Total	Total	
					INDIAN OR ALASKAN NATIVE	PACIFIC ISLANDER	HISPANIC)	HISPANIC	HISPANIC)		Minority	% Minority
1040	ACADEMY 20	6158	MOUNTAIN VIEW ELEMENTARY SCHOOL	3RD	0	6	1	8	82	97	15	15.46%
1040	ACADEMY 20	6158	MOUNTAIN VIEW ELEMENTARY SCHOOL	4TH	1	5	2	9	77	94	17	18.09%
1040	ACADEMY 20	6158	MOUNTAIN VIEW ELEMENTARY SCHOOL	5TH	0	5	2	15	65	87	22	25.29%
1040	ACADEMY 20	6158	MOUNTAIN VIEW ELEMENTARY SCHOOL	SCHOOL T	1	33	9	47	453	543	90	16.57%
1040	ACADEMY 20	6937	PINE CREEK HIGH SCHOOL	9TH	1	16	7	16	260	300	40	13.33%
1040	ACADEMY 20	6937	PINE CREEK HIGH SCHOOL	10TH	6	21	6	23	349	405	56	13.83%
1040	ACADEMY 20	6937	PINE CREEK HIGH SCHOOL	11TH	3	20	8	33	370	434	64	14.75%
1040	ACADEMY 20	6937	PINE CREEK HIGH SCHOOL	12TH	5	16	10	16	378	425	47	11.06%
1040	ACADEMY 20	6937	PINE CREEK HIGH SCHOOL	SCHOOL T	15	73	31	88	1,357	1,564	207	13.24%
1040	ACADEMY 20	6942	PINE VALLEY ELEMENTARY SCHOOL	HALF DAY	0	0	1	1	9	11	2	18.18%
1040	ACADEMY 20	6942	PINE VALLEY ELEMENTARY SCHOOL	KINDERG/	0	1	0	3	9	13	4	30.77%
1040	ACADEMY 20	6942	PINE VALLEY ELEMENTARY SCHOOL	1ST	0	0	3	5	18	26	8	30.77%
1040	ACADEMY 20	6942	PINE VALLEY ELEMENTARY SCHOOL	2ND	0	1	1	5	22	29	7	24.14%
1040	ACADEMY 20	6942	PINE VALLEY ELEMENTARY SCHOOL	3RD	1	1	5	6	11	24	13	54.17%
1040	ACADEMY 20	6942	PINE VALLEY ELEMENTARY SCHOOL	4TH	0	0	2	3	16	21	5	23.81%
1040	ACADEMY 20	6942	PINE VALLEY ELEMENTARY SCHOOL	5TH	0	1	2	7	15	25	10	40.00%
1040	ACADEMY 20	6942	PINE VALLEY ELEMENTARY SCHOOL	SCHOOL T	1	4	14	30	100	149	49	32.89%
1040	ACADEMY 20	6960	PIONEER ELEMENTARY SCHOOL	HALF DAY	0	5	3	9	41	58	17	29.31%
1040	ACADEMY 20	6960	PIONEER ELEMENTARY SCHOOL	KINDERG/	1	1	1	4	18	25	7	28.00%
1040	ACADEMY 20	6960	PIONEER ELEMENTARY SCHOOL	1ST	0	4	7	15	72	98	26	26.53%
1040	ACADEMY 20	6960	PIONEER ELEMENTARY SCHOOL	2ND	0	3	5	15	74	97	23	23.71%
1040	ACADEMY 20	6960	PIONEER ELEMENTARY SCHOOL	3RD	2	6	8	18	65	99	34	34.34%
1040	ACADEMY 20	6960	PIONEER ELEMENTARY SCHOOL	4TH	1	3	7	14	49	74	25	33.78%
1040	ACADEMY 20	6960	PIONEER ELEMENTARY SCHOOL	5TH	1	2	5	16	60	84	24	28.57%
1040	ACADEMY 20	6960	PIONEER ELEMENTARY SCHOOL	SCHOOL T	5	24	36	91	379	535	156	29.16%
1040	ACADEMY 20	7159	PRAIRIE HILLS ELEMENTARY SCHOOL	HALF DAY	0	1	2	0	33	36	3	8.33%
1040	ACADEMY 20	7159	PRAIRIE HILLS ELEMENTARY SCHOOL	KINDERG/	0	0	2	7	35	44	9	20.45%
1040	ACADEMY 20	7159	PRAIRIE HILLS ELEMENTARY SCHOOL	1ST	1	3	5	8	84	101	17	16.83%
1040	ACADEMY 20	7159	PRAIRIE HILLS ELEMENTARY SCHOOL	2ND	1	2	7	6	75	91	16	17.58%
1040	ACADEMY 20	7159	PRAIRIE HILLS ELEMENTARY SCHOOL	3RD	0	8	7	8	74	97	23	23.71%
1040	ACADEMY 20	7159	PRAIRIE HILLS ELEMENTARY SCHOOL	4TH	1	5	8	6	79	99	20	20.20%
1040	ACADEMY 20	7159	PRAIRIE HILLS ELEMENTARY SCHOOL	5TH	1	5	7	8	95	116	21	18.10%
1040	ACADEMY 20	7159	PRAIRIE HILLS ELEMENTARY SCHOOL	SCHOOL T	4	24	38	43	475	584	109	18.66%
1040	ACADEMY 20	7240	RAMPART HIGH SCHOOL	9TH	5	23	21	31	346	426	80	18.78%
1040	ACADEMY 20	7240	RAMPART HIGH SCHOOL	10TH	5	35	31	43	349	463	114	24.62%
1040	ACADEMY 20	7240	RAMPART HIGH SCHOOL	11TH	8	24	30	40	375	477	102	21.38%
1040	ACADEMY 20	7240	RAMPART HIGH SCHOOL	12TH	1	34	24	32	288	379	91	24.01%
1040	ACADEMY 20	7240	RAMPART HIGH SCHOOL	SCHOOL T	19	116	106	146	1,358	1,745	387	22.18%
1040	ACADEMY 20	7247	RANCH CREEK ELEMENTARY	PK	0	2	0	4	22	28	6	21.43%
1040	ACADEMY 20	7247	RANCH CREEK ELEMENTARY	HALF DAY	0	0	1	1	13	15	2	13.33%
1040	ACADEMY 20	7247	RANCH CREEK ELEMENTARY	KINDERG/	1	2	3	1	28	35	7	20.00%
1040	ACADEMY 20	7247	RANCH CREEK ELEMENTARY	1ST	0	0	5	2	36	43	7	16.28%
1040	ACADEMY 20	7247	RANCH CREEK ELEMENTARY	2ND	0	4	3	3	30	40	10	25.00%
1040	ACADEMY 20	7247	RANCH CREEK ELEMENTARY	3RD	1	3	3	2	28	37	9	24.32%
1040	ACADEMY 20	7247	RANCH CREEK ELEMENTARY	4TH	0	1	2	4	34	41	7	17.07%
1040	ACADEMY 20	7247	RANCH CREEK ELEMENTARY	5TH	0	2	1	2	24	29	5	17.24%
1040	ACADEMY 20	7247	RANCH CREEK ELEMENTARY	SCHOOL T	2	14	18	19	215	268	53	19.78%
1040	ACADEMY 20	7460	ROCKRIMMON ELEMENTARY SCHOOL	HALF DAY	0	3	1	1	23	28	5	17.86%
1040	ACADEMY 20	7460	ROCKRIMMON ELEMENTARY SCHOOL	KINDERG/	0	0	1	4	18	23	5	21.74%
1040	ACADEMY 20	7460	ROCKRIMMON ELEMENTARY SCHOOL	1ST	0	3	3	3	56	65	9	13.85%
1040	ACADEMY 20	7460	ROCKRIMMON ELEMENTARY SCHOOL	2ND	1	6	2	6	46	61	15	24.59%
1040	ACADEMY 20	7460	ROCKRIMMON ELEMENTARY SCHOOL	3RD	1	4	2	5	58	70	12	17.14%
1040	ACADEMY 20	7460	ROCKRIMMON ELEMENTARY SCHOOL	4TH	1	1	2	8	49	61	12	19.67%
1040	ACADEMY 20	7460	ROCKRIMMON ELEMENTARY SCHOOL	5TH	0	1	4	5	59	69	10	14.49%
1040	ACADEMY 20	7460	ROCKRIMMON ELEMENTARY SCHOOL	SCHOOL T	3	18	15	32	309	377	68	18.04%
1040	ACADEMY 20	8813	THE DA VINCI ACADEMY SCHOOL	HALF DAY	0	3	1	4	34	42	8	19.05%
1040	ACADEMY 20	8813	THE DA VINCI ACADEMY SCHOOL	KINDERG/	1	2	4	1	16	24	8	33.33%
1040	ACADEMY 20	8813	THE DA VINCI ACADEMY SCHOOL	1ST	0	8	1	2	45	56	11	19.64%
1040	ACADEMY 20	8813	THE DA VINCI ACADEMY SCHOOL	2ND	1	6	3	10	61	81	20	24.69%
1040	ACADEMY 20	8813	THE DA VINCI ACADEMY SCHOOL	3RD	2	6	4	10	77	99	22	22.22%
1040	ACADEMY 20	8813	THE DA VINCI ACADEMY SCHOOL	4TH	1	5	4	8	65	83	18	21.69%
1040	ACADEMY 20	8813	THE DA VINCI ACADEMY SCHOOL	5TH	2	8	4	5	86	105	19	18.10%
1040	ACADEMY 20	8813	THE DA VINCI ACADEMY SCHOOL	SCHOOL T	7	38	21	40	384	490	106	21.63%



COLORADO DEPARTMENT OF EDUCATION
FALL 2007 PUPIL MEMBERSHIP BY DISTRICT, SCHOOL, GRADE, RACE/ETHNICITY, AND GENDER

District Code	DISTRICT	School Code	SCHOOL	GRADE	AMERICAN INDIAN OR ALASKAN NATIVE	ASIAN OR PACIFIC ISLANDER	BLACK (NOT HISPANIC)	HISPANIC	WHITE (NOT HISPANIC)	Total	Total	
											Minority	% Minority
1040	ACADEMY 20	8851	TIMBERVIEW MIDDLE SCHOOL	6TH	4	7	15	25	240	291	51	17.53%
1040	ACADEMY 20	8851	TIMBERVIEW MIDDLE SCHOOL	7TH	3	14	14	35	276	342	66	19.30%
1040	ACADEMY 20	8851	TIMBERVIEW MIDDLE SCHOOL	8TH	2	11	20	36	285	354	69	19.49%
1040	ACADEMY 20	8851	TIMBERVIEW MIDDLE SCHOOL	SCHOOL T	9	32	49	96	801	987	186	18.84%
1040	ACADEMY 20	9714	WOODMEN-ROBERTS ELEMENTARY SCHOOL	PK	0	0	0	2	35	37	2	5.41%
1040	ACADEMY 20	9714	WOODMEN-ROBERTS ELEMENTARY SCHOOL	HALF DAY	0	2	0	3	16	21	5	23.81%
1040	ACADEMY 20	9714	WOODMEN-ROBERTS ELEMENTARY SCHOOL	KINDERG/	1	0	1	0	21	23	2	8.70%
1040	ACADEMY 20	9714	WOODMEN-ROBERTS ELEMENTARY SCHOOL	1ST	0	4	1	2	43	50	7	14.00%
1040	ACADEMY 20	9714	WOODMEN-ROBERTS ELEMENTARY SCHOOL	2ND	0	1	1	3	39	44	5	11.36%
1040	ACADEMY 20	9714	WOODMEN-ROBERTS ELEMENTARY SCHOOL	3RD	0	4	3	6	49	62	13	20.97%
1040	ACADEMY 20	9714	WOODMEN-ROBERTS ELEMENTARY SCHOOL	4TH	0	4	2	2	59	67	8	11.94%
1040	ACADEMY 20	9714	WOODMEN-ROBERTS ELEMENTARY SCHOOL	5TH	0	10	1	3	57	71	14	19.72%
1040	ACADEMY 20	9714	WOODMEN-ROBERTS ELEMENTARY SCHOOL	SCHOOL T	1	25	9	21	319	375	56	14.93%
1040	ACADEMY 20		DISTRICT TOTAL		166	1,117	876	1,674	17,590	21,423	3,833	17.89%
1050	ELLCOTT 22	0000	NOT IN A SCHOOL	8TH	0	0	0	1	0	1	1	100.00%
1050	ELLCOTT 22	0000	NOT IN A SCHOOL	10TH	0	0	0	0	1	1	0	0.00%
1050	ELLCOTT 22	0000	NOT IN A SCHOOL	11TH	0	0	0	0	2	2	0	0.00%
1050	ELLCOTT 22	0000	NOT IN A SCHOOL	SCHOOL T	0	0	0	1	3	4	1	25.00%
1050	ELLCOTT 22	2638	ELLCOTT ELEMENTARY SCHOOL	PK	0	1	0	10	46	57	11	19.30%
1050	ELLCOTT 22	2638	ELLCOTT ELEMENTARY SCHOOL	KINDERG/	1	2	0	15	47	65	18	27.69%
1050	ELLCOTT 22	2638	ELLCOTT ELEMENTARY SCHOOL	1ST	1	0	0	23	43	67	24	35.82%
1050	ELLCOTT 22	2638	ELLCOTT ELEMENTARY SCHOOL	2ND	2	0	0	21	52	75	23	30.67%
1050	ELLCOTT 22	2638	ELLCOTT ELEMENTARY SCHOOL	3RD	1	0	0	16	41	58	17	29.31%
1050	ELLCOTT 22	2638	ELLCOTT ELEMENTARY SCHOOL	4TH	2	0	0	15	59	76	17	22.37%
1050	ELLCOTT 22	2638	ELLCOTT ELEMENTARY SCHOOL	SCHOOL T	7	3	0	100	288	398	110	27.64%
1050	ELLCOTT 22	2640	ELLCOTT MIDDLE SCHOOL	5TH	0	0	1	13	60	74	14	18.92%
1050	ELLCOTT 22	2640	ELLCOTT MIDDLE SCHOOL	6TH	0	0	1	12	48	61	13	21.31%
1050	ELLCOTT 22	2640	ELLCOTT MIDDLE SCHOOL	7TH	0	0	0	14	59	73	14	19.18%
1050	ELLCOTT 22	2640	ELLCOTT MIDDLE SCHOOL	8TH	1	0	1	18	55	75	20	26.67%
1050	ELLCOTT 22	2640	ELLCOTT MIDDLE SCHOOL	SCHOOL T	1	0	3	57	222	283	61	21.55%
1050	ELLCOTT 22	2642	ELLCOTT SENIOR HIGH SCHOOL	9TH	0	0	5	10	61	76	15	19.74%
1050	ELLCOTT 22	2642	ELLCOTT SENIOR HIGH SCHOOL	10TH	1	0	3	9	48	61	13	21.31%
1050	ELLCOTT 22	2642	ELLCOTT SENIOR HIGH SCHOOL	11TH	2	2	1	11	51	67	16	23.88%
1050	ELLCOTT 22	2642	ELLCOTT SENIOR HIGH SCHOOL	12TH	1	3	4	6	56	70	14	20.00%
1050	ELLCOTT 22	2642	ELLCOTT SENIOR HIGH SCHOOL	SCHOOL T	4	5	13	36	216	274	58	21.17%
1050	ELLCOTT 22		DISTRICT TOTAL		12	8	16	194	729	959	230	23.98%
1060	PEYTON 23 JT	6898	PEYTON ELEMENTARY SCHOOL	PK	1	1	0	1	21	24	3	12.50%
1060	PEYTON 23 JT	6898	PEYTON ELEMENTARY SCHOOL	KINDERG/	0	0	0	5	35	40	5	12.50%
1060	PEYTON 23 JT	6898	PEYTON ELEMENTARY SCHOOL	1ST	1	0	0	3	31	35	4	11.43%
1060	PEYTON 23 JT	6898	PEYTON ELEMENTARY SCHOOL	2ND	2	1	1	7	36	47	11	23.40%
1060	PEYTON 23 JT	6898	PEYTON ELEMENTARY SCHOOL	3RD	1	0	0	4	37	42	5	11.90%
1060	PEYTON 23 JT	6898	PEYTON ELEMENTARY SCHOOL	4TH	3	1	1	7	39	51	12	23.53%
1060	PEYTON 23 JT	6898	PEYTON ELEMENTARY SCHOOL	5TH	2	0	1	3	44	50	6	12.00%
1060	PEYTON 23 JT	6898	PEYTON ELEMENTARY SCHOOL	SCHOOL T	10	3	3	30	243	289	46	15.92%
1060	PEYTON 23 JT	6900	PEYTON MIDDLE SCHOOL	6TH	4	0	0	4	43	51	8	15.69%
1060	PEYTON 23 JT	6900	PEYTON MIDDLE SCHOOL	7TH	1	0	0	1	48	50	2	4.00%
1060	PEYTON 23 JT	6900	PEYTON MIDDLE SCHOOL	8TH	0	0	2	5	38	45	7	15.56%
1060	PEYTON 23 JT	6900	PEYTON MIDDLE SCHOOL	SCHOOL T	5	0	2	10	129	146	17	11.64%
1060	PEYTON 23 JT	6902	PEYTON HIGH SCHOOL	9TH	0	0	1	4	66	71	5	7.04%
1060	PEYTON 23 JT	6902	PEYTON HIGH SCHOOL	10TH	0	1	0	5	43	49	6	12.24%
1060	PEYTON 23 JT	6902	PEYTON HIGH SCHOOL	11TH	1	0	3	5	58	67	9	13.43%
1060	PEYTON 23 JT	6902	PEYTON HIGH SCHOOL	12TH	1	0	2	1	63	67	4	5.97%
1060	PEYTON 23 JT	6902	PEYTON HIGH SCHOOL	SCHOOL T	2	1	6	15	230	254	24	9.45%
1060	PEYTON 23 JT		DISTRICT TOTAL		17	4	11	55	602	689	87	12.63%
1070	HANOVER 28	3754	HANOVER ELEMENTARY SCHOOL	PK	0	0	1	3	2	6	4	66.67%
1070	HANOVER 28	3754	HANOVER ELEMENTARY SCHOOL	KINDERG/	0	0	1	5	8	14	6	42.86%
1070	HANOVER 28	3754	HANOVER ELEMENTARY SCHOOL	1ST	1	0	0	1	4	6	2	33.33%
1070	HANOVER 28	3754	HANOVER ELEMENTARY SCHOOL	2ND	1	0	0	2	4	7	3	42.86%
1070	HANOVER 28	3754	HANOVER ELEMENTARY SCHOOL	3RD	0	0	0	1	6	7	1	14.29%
1070	HANOVER 28	3754	HANOVER ELEMENTARY SCHOOL	4TH	0	0	0	2	7	9	2	22.22%
1070	HANOVER 28	3754	HANOVER ELEMENTARY SCHOOL	5TH	1	0	2	3	14	20	6	30.00%
1070	HANOVER 28	3754	HANOVER ELEMENTARY SCHOOL	SCHOOL T	3	0	4	17	45	69	24	34.78%
1070	HANOVER 28	3758	HANOVER JUNIOR-SENIOR HIGH SCHOOL	6TH	0	1	2	6	15	24	9	37.50%



COLORADO DEPARTMENT OF EDUCATION
FALL 2007 PUPIL MEMBERSHIP BY DISTRICT, SCHOOL, GRADE, RACE/ETHNICITY, AND GENDER

District Code	DISTRICT	School Code	SCHOOL	GRADE	AMERICAN INDIAN OR ALASKAN NATIVE	ASIAN OR PACIFIC ISLANDER	BLACK (NOT HISPANIC)	HISPANIC	WHITE (NOT HISPANIC)	Total	Total	
											Minority	% Minority
1070	HANOVER 28	3758	HANOVER JUNIOR-SENIOR HIGH SCHOOL	7TH	0	0	1	4	18	23	5	21.74%
1070	HANOVER 28	3758	HANOVER JUNIOR-SENIOR HIGH SCHOOL	8TH	2	0	2	6	9	19	10	52.63%
1070	HANOVER 28	3758	HANOVER JUNIOR-SENIOR HIGH SCHOOL	9TH	0	0	3	5	14	22	8	36.36%
1070	HANOVER 28	3758	HANOVER JUNIOR-SENIOR HIGH SCHOOL	10TH	0	1	1	8	20	30	10	33.33%
1070	HANOVER 28	3758	HANOVER JUNIOR-SENIOR HIGH SCHOOL	11TH	2	0	2	6	14	24	10	41.67%
1070	HANOVER 28	3758	HANOVER JUNIOR-SENIOR HIGH SCHOOL	12TH	0	0	3	3	13	19	6	31.58%
1070	HANOVER 28	3758	HANOVER JUNIOR-SENIOR HIGH SCHOOL	SCHOOL T	4	2	14	38	103	161	58	36.02%
1070	HANOVER 28	6701	PRAIRIE HEIGHTS ELEMENTARY SCHOOL	KINDERG/	0	0	1	7	12	20	8	40.00%
1070	HANOVER 28	6701	PRAIRIE HEIGHTS ELEMENTARY SCHOOL	1ST	0	0	0	3	9	12	3	25.00%
1070	HANOVER 28	6701	PRAIRIE HEIGHTS ELEMENTARY SCHOOL	2ND	0	1	0	6	5	12	7	58.33%
1070	HANOVER 28	6701	PRAIRIE HEIGHTS ELEMENTARY SCHOOL	3RD	0	0	0	1	4	5	1	20.00%
1070	HANOVER 28	6701	PRAIRIE HEIGHTS ELEMENTARY SCHOOL	4TH	0	1	0	4	6	11	5	45.45%
1070	HANOVER 28	6701	PRAIRIE HEIGHTS ELEMENTARY SCHOOL	5TH	0	0	0	2	9	11	2	18.18%
1070	HANOVER 28	6701	PRAIRIE HEIGHTS ELEMENTARY SCHOOL	SCHOOL T	0	2	1	23	45	71	26	36.62%
1070	HANOVER 28		DISTRICT TOTAL		7	4	19	78	193	301	108	35.88%
1080	LEWIS-PALMER 38	1972	CREEKSIDE MIDDLE SCHOOL	6TH	4	5	6	8	165	188	23	12.23%
1080	LEWIS-PALMER 38	1972	CREEKSIDE MIDDLE SCHOOL	7TH	1	8	4	13	174	200	26	13.00%
1080	LEWIS-PALMER 38	1972	CREEKSIDE MIDDLE SCHOOL	8TH	2	8	1	16	182	209	27	12.92%
1080	LEWIS-PALMER 38	1972	CREEKSIDE MIDDLE SCHOOL	SCHOOL T	7	21	11	37	521	597	76	12.73%
1080	LEWIS-PALMER 38	3539	GRACE BEST ELEMENTARY SCHOOL	HALF DAY	0	3	5	4	58	70	12	17.14%
1080	LEWIS-PALMER 38	3539	GRACE BEST ELEMENTARY SCHOOL	1ST	1	4	4	5	77	91	14	15.38%
1080	LEWIS-PALMER 38	3539	GRACE BEST ELEMENTARY SCHOOL	2ND	2	6	2	7	70	87	17	19.54%
1080	LEWIS-PALMER 38	3539	GRACE BEST ELEMENTARY SCHOOL	3RD	0	2	5	7	70	84	14	16.67%
1080	LEWIS-PALMER 38	3539	GRACE BEST ELEMENTARY SCHOOL	4TH	2	4	4	7	74	91	17	18.68%
1080	LEWIS-PALMER 38	3539	GRACE BEST ELEMENTARY SCHOOL	5TH	0	4	3	4	84	95	11	11.58%
1080	LEWIS-PALMER 38	3539	GRACE BEST ELEMENTARY SCHOOL	SCHOOL T	5	23	23	34	433	518	85	16.41%
1080	LEWIS-PALMER 38	4686	RAY E KILMER ELEMENTARY SCHOOL	PK	0	2	0	2	23	27	4	14.81%
1080	LEWIS-PALMER 38	4686	RAY E KILMER ELEMENTARY SCHOOL	HALF DAY	0	3	0	1	39	43	4	9.30%
1080	LEWIS-PALMER 38	4686	RAY E KILMER ELEMENTARY SCHOOL	1ST	0	2	0	0	43	45	2	4.44%
1080	LEWIS-PALMER 38	4686	RAY E KILMER ELEMENTARY SCHOOL	2ND	1	1	0	5	43	50	7	14.00%
1080	LEWIS-PALMER 38	4686	RAY E KILMER ELEMENTARY SCHOOL	3RD	0	0	0	4	57	61	4	6.56%
1080	LEWIS-PALMER 38	4686	RAY E KILMER ELEMENTARY SCHOOL	4TH	0	2	0	4	57	63	6	9.52%
1080	LEWIS-PALMER 38	4686	RAY E KILMER ELEMENTARY SCHOOL	5TH	2	0	1	4	58	65	7	10.77%
1080	LEWIS-PALMER 38	4686	RAY E KILMER ELEMENTARY SCHOOL	SCHOOL T	3	10	1	20	320	354	34	9.60%
1080	LEWIS-PALMER 38	5093	MONUMENT CHARTER ACADEMY	HALF DAY	1	3	1	3	57	65	8	12.31%
1080	LEWIS-PALMER 38	5093	MONUMENT CHARTER ACADEMY	1ST	0	4	1	5	66	76	10	13.16%
1080	LEWIS-PALMER 38	5093	MONUMENT CHARTER ACADEMY	2ND	0	2	0	2	63	67	4	5.97%
1080	LEWIS-PALMER 38	5093	MONUMENT CHARTER ACADEMY	3RD	1	1	0	3	70	75	5	6.67%
1080	LEWIS-PALMER 38	5093	MONUMENT CHARTER ACADEMY	4TH	1	1	2	6	62	72	10	13.89%
1080	LEWIS-PALMER 38	5093	MONUMENT CHARTER ACADEMY	5TH	2	3	1	4	59	69	10	14.49%
1080	LEWIS-PALMER 38	5093	MONUMENT CHARTER ACADEMY	6TH	0	1	1	1	25	28	3	10.71%
1080	LEWIS-PALMER 38	5093	MONUMENT CHARTER ACADEMY	7TH	1	2	1	2	35	41	6	14.63%
1080	LEWIS-PALMER 38	5093	MONUMENT CHARTER ACADEMY	8TH	0	0	1	0	30	31	1	3.23%
1080	LEWIS-PALMER 38	5093	MONUMENT CHARTER ACADEMY	SCHOOL T	6	17	8	26	467	524	57	10.88%
1080	LEWIS-PALMER 38	5096	LEWIS-PALMER ELEMENTARY SCHOOL	PK	1	5	1	3	28	38	10	26.32%
1080	LEWIS-PALMER 38	5096	LEWIS-PALMER ELEMENTARY SCHOOL	HALF DAY	0	5	0	5	45	55	10	18.18%
1080	LEWIS-PALMER 38	5096	LEWIS-PALMER ELEMENTARY SCHOOL	1ST	1	6	0	3	55	65	10	15.38%
1080	LEWIS-PALMER 38	5096	LEWIS-PALMER ELEMENTARY SCHOOL	2ND	1	2	0	4	58	65	7	10.77%
1080	LEWIS-PALMER 38	5096	LEWIS-PALMER ELEMENTARY SCHOOL	3RD	2	6	0	4	70	82	12	14.63%
1080	LEWIS-PALMER 38	5096	LEWIS-PALMER ELEMENTARY SCHOOL	4TH	1	1	1	2	67	72	5	6.94%
1080	LEWIS-PALMER 38	5096	LEWIS-PALMER ELEMENTARY SCHOOL	5TH	0	3	0	4	87	94	7	7.45%
1080	LEWIS-PALMER 38	5096	LEWIS-PALMER ELEMENTARY SCHOOL	SCHOOL T	6	28	2	25	410	471	61	12.95%
1080	LEWIS-PALMER 38	5098	LEWIS-PALMER MIDDLE SCHOOL	6TH	2	8	5	11	240	266	26	9.77%
1080	LEWIS-PALMER 38	5098	LEWIS-PALMER MIDDLE SCHOOL	7TH	3	7	3	16	201	230	29	12.61%
1080	LEWIS-PALMER 38	5098	LEWIS-PALMER MIDDLE SCHOOL	8TH	3	13	6	17	207	246	39	15.85%
1080	LEWIS-PALMER 38	5098	LEWIS-PALMER MIDDLE SCHOOL	SCHOOL T	8	28	14	44	648	742	94	12.67%
1080	LEWIS-PALMER 38	5100	LEWIS-PALMER HIGH SCHOOL	9TH	5	15	11	25	416	472	56	11.86%
1080	LEWIS-PALMER 38	5100	LEWIS-PALMER HIGH SCHOOL	10TH	6	13	8	25	478	530	52	9.81%
1080	LEWIS-PALMER 38	5100	LEWIS-PALMER HIGH SCHOOL	11TH	4	9	3	21	432	469	37	7.89%
1080	LEWIS-PALMER 38	5100	LEWIS-PALMER HIGH SCHOOL	12TH	6	15	5	20	416	462	46	9.96%
1080	LEWIS-PALMER 38	5100	LEWIS-PALMER HIGH SCHOOL	SCHOOL T	21	52	27	91	1,742	1,933	191	9.88%
1080	LEWIS-PALMER 38	6682	PALMER LAKE ELEMENTARY SCHOOL	PK	0	1	0	2	25	28	3	10.71%
1080	LEWIS-PALMER 38	6682	PALMER LAKE ELEMENTARY SCHOOL	HALF DAY	2	4	0	7	52	65	13	20.00%




COLORADO DEPARTMENT OF EDUCATION
FALL 2007 PUPIL MEMBERSHIP BY DISTRICT, SCHOOL, GRADE, RACE/ETHNICITY, AND GENDER

District Code	DISTRICT	School Code	SCHOOL	GRADE	AMERICAN	ASIAN OR	BLACK (NOT	WHITE (NOT		Total	Total	
					INDIAN OR ALASKAN NATIVE	PACIFIC ISLANDER	HISPANIC)	HISPANIC	HISPANIC)		Minority	% Minority
1080	LEWIS-PALMER 38	6682	PALMER LAKE ELEMENTARY SCHOOL	1ST	1	2	1	3	39	46	7	15.22%
1080	LEWIS-PALMER 38	6682	PALMER LAKE ELEMENTARY SCHOOL	2ND	3	2	0	8	41	54	13	24.07%
1080	LEWIS-PALMER 38	6682	PALMER LAKE ELEMENTARY SCHOOL	3RD	1	1	0	5	41	48	7	14.58%
1080	LEWIS-PALMER 38	6682	PALMER LAKE ELEMENTARY SCHOOL	4TH	0	0	0	10	59	69	10	14.49%
1080	LEWIS-PALMER 38	6682	PALMER LAKE ELEMENTARY SCHOOL	5TH	1	1	1	5	52	60	8	13.33%
1080	LEWIS-PALMER 38	6682	PALMER LAKE ELEMENTARY SCHOOL	SCHOOL T	8	11	2	40	309	370	61	16.49%
1080	LEWIS-PALMER 38	7165	PRAIRIE WINDS ELEMENTARY SCHOOL	PK	0	1	0	2	24	27	3	11.11%
1080	LEWIS-PALMER 38	7165	PRAIRIE WINDS ELEMENTARY SCHOOL	HALF DAY	0	2	1	2	40	45	5	11.11%
1080	LEWIS-PALMER 38	7165	PRAIRIE WINDS ELEMENTARY SCHOOL	1ST	1	0	1	3	37	42	5	11.90%
1080	LEWIS-PALMER 38	7165	PRAIRIE WINDS ELEMENTARY SCHOOL	2ND	0	2	0	1	52	55	3	5.45%
1080	LEWIS-PALMER 38	7165	PRAIRIE WINDS ELEMENTARY SCHOOL	3RD	0	3	2	2	64	71	7	9.86%
1080	LEWIS-PALMER 38	7165	PRAIRIE WINDS ELEMENTARY SCHOOL	4TH	0	0	0	2	55	57	2	3.51%
1080	LEWIS-PALMER 38	7165	PRAIRIE WINDS ELEMENTARY SCHOOL	5TH	0	1	0	3	55	59	4	6.78%
1080	LEWIS-PALMER 38	7165	PRAIRIE WINDS ELEMENTARY SCHOOL	SCHOOL T	1	9	4	15	327	356	29	8.15%
1080	LEWIS-PALMER 38		DISTRICT TOTAL		65	199	92	332	5,177	5,865	688	11.73%
1110	FALCON 49	0555	BANNING LEWIS RANCH ACADEMY	KINDERG/	1	5	4	9	54	73	19	26.03%
1110	FALCON 49	0555	BANNING LEWIS RANCH ACADEMY	1ST	1	2	6	5	66	80	14	17.50%
1110	FALCON 49	0555	BANNING LEWIS RANCH ACADEMY	2ND	1	6	4	8	51	70	19	27.14%
1110	FALCON 49	0555	BANNING LEWIS RANCH ACADEMY	3RD	1	4	5	9	51	70	19	27.14%
1110	FALCON 49	0555	BANNING LEWIS RANCH ACADEMY	4TH	1	0	4	8	59	72	13	18.06%
1110	FALCON 49	0555	BANNING LEWIS RANCH ACADEMY	5TH	3	3	3	7	50	66	16	24.24%
1110	FALCON 49	0555	BANNING LEWIS RANCH ACADEMY	6TH	0	2	4	8	61	75	14	18.67%
1110	FALCON 49	0555	BANNING LEWIS RANCH ACADEMY	7TH	1	1	2	8	44	56	12	21.43%
1110	FALCON 49	0555	BANNING LEWIS RANCH ACADEMY	8TH	2	1	3	1	30	37	7	18.92%
1110	FALCON 49	0555	BANNING LEWIS RANCH ACADEMY	SCHOOL T	11	24	35	63	466	599	133	22.20%
1110	FALCON 49	1618	EVANS ELEMENTARY SCHOOL	PK	0	5	1	1	14	21	7	33.33%
1110	FALCON 49	1618	EVANS ELEMENTARY SCHOOL	HALF DAY	0	8	6	22	55	91	36	39.56%
1110	FALCON 49	1618	EVANS ELEMENTARY SCHOOL	1ST	1	6	17	21	59	104	45	43.27%
1110	FALCON 49	1618	EVANS ELEMENTARY SCHOOL	2ND	0	6	11	28	65	110	45	40.91%
1110	FALCON 49	1618	EVANS ELEMENTARY SCHOOL	3RD	4	5	10	22	75	116	41	35.34%
1110	FALCON 49	1618	EVANS ELEMENTARY SCHOOL	4TH	0	6	13	20	59	98	39	39.80%
1110	FALCON 49	1618	EVANS ELEMENTARY SCHOOL	5TH	1	4	16	27	55	103	48	46.60%
1110	FALCON 49	1618	EVANS ELEMENTARY SCHOOL	SCHOOL T	6	40	74	141	382	643	261	40.59%
1110	FALCON 49	2902	FALCON ELEMENTARY SCHOOL	HALF DAY	1	1	2	7	43	54	11	20.37%
1110	FALCON 49	2902	FALCON ELEMENTARY SCHOOL	1ST	1	0	3	8	32	44	12	27.27%
1110	FALCON 49	2902	FALCON ELEMENTARY SCHOOL	2ND	2	0	2	10	41	55	14	25.45%
1110	FALCON 49	2902	FALCON ELEMENTARY SCHOOL	3RD	0	0	0	12	52	64	12	18.75%
1110	FALCON 49	2902	FALCON ELEMENTARY SCHOOL	4TH	2	0	6	16	51	75	24	32.00%
1110	FALCON 49	2902	FALCON ELEMENTARY SCHOOL	5TH	0	2	1	9	52	64	12	18.75%
1110	FALCON 49	2902	FALCON ELEMENTARY SCHOOL	6TH	4	1	3	12	57	77	20	25.97%
1110	FALCON 49	2902	FALCON ELEMENTARY SCHOOL	SCHOOL T	10	4	17	74	328	433	105	24.25%
1110	FALCON 49	2906	FALCON MIDDLE SCHOOL	7TH	4	9	14	42	254	323	69	21.36%
1110	FALCON 49	2906	FALCON MIDDLE SCHOOL	8TH	5	10	16	32	236	299	63	21.07%
1110	FALCON 49	2906	FALCON MIDDLE SCHOOL	SCHOOL T	9	19	30	74	490	622	132	21.22%
1110	FALCON 49	2908	FALCON HIGH SCHOOL	9TH	6	9	21	35	258	329	71	21.58%
1110	FALCON 49	2908	FALCON HIGH SCHOOL	10TH	3	6	20	38	239	306	67	21.90%
1110	FALCON 49	2908	FALCON HIGH SCHOOL	11TH	6	9	20	26	223	284	61	21.48%
1110	FALCON 49	2908	FALCON HIGH SCHOOL	12TH	7	8	7	25	191	238	47	19.75%
1110	FALCON 49	2908	FALCON HIGH SCHOOL	SCHOOL T	22	32	68	124	911	1,157	246	21.26%
1110	FALCON 49	4102	HORIZON MIDDLE SCHOOL	6TH	4	14	35	44	146	243	97	39.92%
1110	FALCON 49	4102	HORIZON MIDDLE SCHOOL	7TH	5	12	35	51	133	236	103	43.64%
1110	FALCON 49	4102	HORIZON MIDDLE SCHOOL	8TH	2	9	36	37	133	217	84	38.71%
1110	FALCON 49	4102	HORIZON MIDDLE SCHOOL	SCHOOL T	11	35	106	132	412	696	284	40.80%
1110	FALCON 49	5779	MERIDIAN RANCH ELEMENTARY SCHOOL	PK	0	2	3	3	10	18	8	44.44%
1110	FALCON 49	5779	MERIDIAN RANCH ELEMENTARY SCHOOL	HALF DAY	1	1	2	9	61	74	13	17.57%
1110	FALCON 49	5779	MERIDIAN RANCH ELEMENTARY SCHOOL	1ST	1	7	4	7	83	102	19	18.63%
1110	FALCON 49	5779	MERIDIAN RANCH ELEMENTARY SCHOOL	2ND	0	4	4	11	62	81	19	23.46%
1110	FALCON 49	5779	MERIDIAN RANCH ELEMENTARY SCHOOL	3RD	1	6	5	10	78	100	22	22.00%
1110	FALCON 49	5779	MERIDIAN RANCH ELEMENTARY SCHOOL	4TH	1	5	6	7	74	93	19	20.43%
1110	FALCON 49	5779	MERIDIAN RANCH ELEMENTARY SCHOOL	5TH	2	8	13	82	105	130	23	17.69%
1110	FALCON 49	5779	MERIDIAN RANCH ELEMENTARY SCHOOL	6TH	0	3	7	17	69	96	27	28.13%
1110	FALCON 49	5779	MERIDIAN RANCH ELEMENTARY SCHOOL	SCHOOL T	4	30	39	77	519	669	150	22.42%
1110	FALCON 49	6483	ODYSSEY ELEMENTARY SCHOOL	PK	0	0	2	2	14	18	4	22.22%



COLORADO DEPARTMENT OF EDUCATION
FALL 2007 PUPIL MEMBERSHIP BY DISTRICT, SCHOOL, GRADE, RACE/ETHNICITY, AND GENDER

District Code	DISTRICT	School Code	SCHOOL	GRADE	AMERICAN	ASIAN OR	BLACK (NOT	WHITE (NOT		Total	Total	
					INDIAN OR ALASKAN NATIVE	PACIFIC ISLANDER	HISPANIC)	HISPANIC	HISPANIC)		Minority	% Minority
1110	FALCON 49	6483	ODYSSEY ELEMENTARY SCHOOL	HALF DAY	2	3	15	20	56	96	40	41.67%
1110	FALCON 49	6483	ODYSSEY ELEMENTARY SCHOOL	1ST	0	7	9	13	53	82	29	35.37%
1110	FALCON 49	6483	ODYSSEY ELEMENTARY SCHOOL	2ND	1	5	15	19	57	97	40	41.24%
1110	FALCON 49	6483	ODYSSEY ELEMENTARY SCHOOL	3RD	1	6	11	20	53	91	38	41.76%
1110	FALCON 49	6483	ODYSSEY ELEMENTARY SCHOOL	4TH	0	6	16	21	65	108	43	39.81%
1110	FALCON 49	6483	ODYSSEY ELEMENTARY SCHOOL	5TH	2	8	13	12	45	80	35	43.75%
1110	FALCON 49	6483	ODYSSEY ELEMENTARY SCHOOL	SCHOOL T	6	35	81	107	343	572	229	40.03%
1110	FALCON 49	6935	PIKES PEAK SCHOOL EXPEDITIONARY LEARNING	HALF DAY	0	1	0	3	24	28	4	14.29%
1110	FALCON 49	6935	PIKES PEAK SCHOOL EXPEDITIONARY LEARNING	1ST	1	1	0	2	24	28	4	14.29%
1110	FALCON 49	6935	PIKES PEAK SCHOOL EXPEDITIONARY LEARNING	2ND	0	0	0	3	19	22	3	13.64%
1110	FALCON 49	6935	PIKES PEAK SCHOOL EXPEDITIONARY LEARNING	3RD	1	2	0	0	22	25	3	12.00%
1110	FALCON 49	6935	PIKES PEAK SCHOOL EXPEDITIONARY LEARNING	4TH	0	0	0	2	19	21	2	9.52%
1110	FALCON 49	6935	PIKES PEAK SCHOOL EXPEDITIONARY LEARNING	5TH	0	0	1	1	12	14	2	14.29%
1110	FALCON 49	6935	PIKES PEAK SCHOOL EXPEDITIONARY LEARNING	6TH	0	0	0	0	20	20	0	0.00%
1110	FALCON 49	6935	PIKES PEAK SCHOOL EXPEDITIONARY LEARNING	7TH	1	0	0	0	15	16	1	6.25%
1110	FALCON 49	6935	PIKES PEAK SCHOOL EXPEDITIONARY LEARNING	8TH	0	0	1	2	16	19	3	15.79%
1110	FALCON 49	6935	PIKES PEAK SCHOOL EXPEDITIONARY LEARNING	SCHOOL T	3	4	2	13	171	193	22	11.40%
1110	FALCON 49	7317	REMINGTON ELEMENTARY SCHOOL	HALF DAY	0	6	7	12	59	84	25	29.76%
1110	FALCON 49	7317	REMINGTON ELEMENTARY SCHOOL	1ST	0	2	15	19	51	87	36	41.38%
1110	FALCON 49	7317	REMINGTON ELEMENTARY SCHOOL	2ND	1	3	8	9	63	84	21	25.00%
1110	FALCON 49	7317	REMINGTON ELEMENTARY SCHOOL	3RD	1	2	12	17	59	91	32	35.16%
1110	FALCON 49	7317	REMINGTON ELEMENTARY SCHOOL	4TH	0	1	6	16	52	75	23	30.67%
1110	FALCON 49	7317	REMINGTON ELEMENTARY SCHOOL	5TH	0	2	13	15	57	87	30	34.48%
1110	FALCON 49	7317	REMINGTON ELEMENTARY SCHOOL	SCHOOL T	2	16	61	88	341	508	167	32.87%
1110	FALCON 49	7339	RIDGEVIEW ELEMENTARY SCHOOL	PK	3	2	9	8	40	62	22	35.48%
1110	FALCON 49	7339	RIDGEVIEW ELEMENTARY SCHOOL	HALF DAY	1	4	10	12	73	100	27	27.00%
1110	FALCON 49	7339	RIDGEVIEW ELEMENTARY SCHOOL	1ST	1	9	8	19	92	129	37	28.68%
1110	FALCON 49	7339	RIDGEVIEW ELEMENTARY SCHOOL	2ND	0	7	11	15	65	98	33	33.67%
1110	FALCON 49	7339	RIDGEVIEW ELEMENTARY SCHOOL	3RD	1	5	12	17	75	110	35	31.82%
1110	FALCON 49	7339	RIDGEVIEW ELEMENTARY SCHOOL	4TH	1	6	12	29	57	105	48	45.71%
1110	FALCON 49	7339	RIDGEVIEW ELEMENTARY SCHOOL	5TH	0	5	14	15	62	96	34	35.42%
1110	FALCON 49	7339	RIDGEVIEW ELEMENTARY SCHOOL	SCHOOL T	7	38	76	115	464	700	236	33.71%
1110	FALCON 49	7463	ROCKY MOUNTAIN CLASSICAL ACADEMY	HALF DAY	0	1	4	5	54	64	10	15.63%
1110	FALCON 49	7463	ROCKY MOUNTAIN CLASSICAL ACADEMY	KINDERG.	0	0	1	0	15	16	1	6.25%
1110	FALCON 49	7463	ROCKY MOUNTAIN CLASSICAL ACADEMY	1ST	0	2	4	5	76	87	11	12.64%
1110	FALCON 49	7463	ROCKY MOUNTAIN CLASSICAL ACADEMY	2ND	0	2	12	9	66	89	23	25.84%
1110	FALCON 49	7463	ROCKY MOUNTAIN CLASSICAL ACADEMY	3RD	0	3	3	5	50	61	11	18.03%
1110	FALCON 49	7463	ROCKY MOUNTAIN CLASSICAL ACADEMY	4TH	0	3	7	7	37	54	17	31.48%
1110	FALCON 49	7463	ROCKY MOUNTAIN CLASSICAL ACADEMY	5TH	0	2	6	7	41	56	15	26.79%
1110	FALCON 49	7463	ROCKY MOUNTAIN CLASSICAL ACADEMY	6TH	0	0	4	7	43	54	11	20.37%
1110	FALCON 49	7463	ROCKY MOUNTAIN CLASSICAL ACADEMY	7TH	0	1	2	7	28	38	10	26.32%
1110	FALCON 49	7463	ROCKY MOUNTAIN CLASSICAL ACADEMY	8TH	0	0	3	1	21	25	4	16.00%
1110	FALCON 49	7463	ROCKY MOUNTAIN CLASSICAL ACADEMY	SCHOOL T	0	14	46	53	431	544	113	20.77%
1110	FALCON 49	7613	SAND CREEK HIGH SCHOOL	9TH	5	39	76	92	326	538	212	39.41%
1110	FALCON 49	7613	SAND CREEK HIGH SCHOOL	10TH	6	43	64	90	331	534	203	38.01%
1110	FALCON 49	7613	SAND CREEK HIGH SCHOOL	11TH	10	39	64	83	327	523	196	37.48%
1110	FALCON 49	7613	SAND CREEK HIGH SCHOOL	12TH	7	30	70	71	311	489	178	36.40%
1110	FALCON 49	7613	SAND CREEK HIGH SCHOOL	SCHOOL T	28	151	274	336	1,295	2,084	789	37.86%
1110	FALCON 49	7960	SKYVIEW MIDDLE SCHOOL	6TH	5	35	54	71	247	412	165	40.05%
1110	FALCON 49	7960	SKYVIEW MIDDLE SCHOOL	7TH	6	22	50	67	215	360	145	40.28%
1110	FALCON 49	7960	SKYVIEW MIDDLE SCHOOL	8TH	4	27	51	64	229	375	146	38.93%
1110	FALCON 49	7960	SKYVIEW MIDDLE SCHOOL	SCHOOL T	15	84	155	202	691	1,147	456	39.76%
1110	FALCON 49	8010	SPRINGS RANCH ELEMENTARY SCHOOL	PK	0	2	0	5	15	22	7	31.82%
1110	FALCON 49	8010	SPRINGS RANCH ELEMENTARY SCHOOL	HALF DAY	0	7	10	14	64	95	31	32.63%
1110	FALCON 49	8010	SPRINGS RANCH ELEMENTARY SCHOOL	1ST	0	6	12	16	69	103	34	33.01%
1110	FALCON 49	8010	SPRINGS RANCH ELEMENTARY SCHOOL	2ND	1	3	6	23	69	102	33	32.35%
1110	FALCON 49	8010	SPRINGS RANCH ELEMENTARY SCHOOL	3RD	0	11	4	15	67	97	30	30.93%
1110	FALCON 49	8010	SPRINGS RANCH ELEMENTARY SCHOOL	4TH	1	10	6	19	79	115	36	31.30%
1110	FALCON 49	8010	SPRINGS RANCH ELEMENTARY SCHOOL	5TH	1	8	16	18	58	101	43	42.57%
1110	FALCON 49	8010	SPRINGS RANCH ELEMENTARY SCHOOL	SCHOOL T	3	47	54	110	421	635	214	33.70%
1110	FALCON 49	8266	STETSON ELEMENTARY SCHOOL	PK	1	1	1	3	14	20	6	30.00%
1110	FALCON 49	8266	STETSON ELEMENTARY SCHOOL	HALF DAY	1	5	11	22	65	104	39	37.50%
1110	FALCON 49	8266	STETSON ELEMENTARY SCHOOL	1ST	0	8	13	19	84	124	40	32.26%



COLORADO DEPARTMENT OF EDUCATION
FALL 2007 PUPIL MEMBERSHIP BY DISTRICT, SCHOOL, GRADE, RACE/ETHNICITY, AND GENDER

District Code	DISTRICT	School Code	SCHOOL	GRADE	AMERICAN INDIAN OR ALASKAN NATIVE	ASIAN OR PACIFIC ISLANDER	BLACK (NOT HISPANIC)	HISPANIC	WHITE (NOT HISPANIC)	Total	Total	
											Minority	% Minority
1110	FALCON 49	8266	STETSON ELEMENTARY SCHOOL	2ND	0	10	15	17	66	108	42	38.89%
1110	FALCON 49	8266	STETSON ELEMENTARY SCHOOL	3RD	1	15	14	14	89	133	44	33.08%
1110	FALCON 49	8266	STETSON ELEMENTARY SCHOOL	4TH	0	7	20	23	76	126	50	39.68%
1110	FALCON 49	8266	STETSON ELEMENTARY SCHOOL	5TH	1	10	11	17	64	103	39	37.86%
1110	FALCON 49	8266	STETSON ELEMENTARY SCHOOL	SCHOOL T	4	56	85	115	458	718	260	36.21%
1110	FALCON 49	9706	WOODMEN HILLS ELEMENTARY SCHOOL	PK	1	1	1	2	31	36	5	13.89%
1110	FALCON 49	9706	WOODMEN HILLS ELEMENTARY SCHOOL	HALF DAY	0	3	5	15	83	106	23	21.70%
1110	FALCON 49	9706	WOODMEN HILLS ELEMENTARY SCHOOL	1ST	0	2	2	14	94	112	18	16.07%
1110	FALCON 49	9706	WOODMEN HILLS ELEMENTARY SCHOOL	2ND	1	4	12	11	95	123	28	22.76%
1110	FALCON 49	9706	WOODMEN HILLS ELEMENTARY SCHOOL	3RD	1	4	3	16	85	109	24	22.02%
1110	FALCON 49	9706	WOODMEN HILLS ELEMENTARY SCHOOL	4TH	1	7	14	23	99	144	45	31.25%
1110	FALCON 49	9706	WOODMEN HILLS ELEMENTARY SCHOOL	5TH	0	5	7	16	98	126	28	22.22%
1110	FALCON 49	9706	WOODMEN HILLS ELEMENTARY SCHOOL	6TH	0	5	6	14	82	107	25	23.36%
1110	FALCON 49	9706	WOODMEN HILLS ELEMENTARY SCHOOL	SCHOOL T	4	31	50	111	667	863	196	22.71%
1110	FALCON 49		DISTRICT TOTAL		145	660	1,253	1,935	8,790	12,783	3,993	31.24%
1120	EDISON 54 JT	2504	EDISON ACADEMY	8TH	1	0	0	0	0	1	1	100.00%
1120	EDISON 54 JT	2504	EDISON ACADEMY	9TH	1	0	0	0	0	1	1	100.00%
1120	EDISON 54 JT	2504	EDISON ACADEMY	10TH	0	0	0	1	4	5	1	20.00%
1120	EDISON 54 JT	2504	EDISON ACADEMY	11TH	0	0	0	6	6	12	6	50.00%
1120	EDISON 54 JT	2504	EDISON ACADEMY	12TH	0	1	4	17	22	5	22.73%	
1120	EDISON 54 JT	2504	EDISON ACADEMY	SCHOOL T	2	0	1	11	27	41	14	34.15%
1120	EDISON 54 JT	2514	EDISON ELEMENTARY SCHOOL	PK	0	0	0	0	12	12	0	0.00%
1120	EDISON 54 JT	2514	EDISON ELEMENTARY SCHOOL	KINDERG/	0	0	0	1	7	8	1	12.50%
1120	EDISON 54 JT	2514	EDISON ELEMENTARY SCHOOL	1ST	0	0	1	1	11	13	2	15.38%
1120	EDISON 54 JT	2514	EDISON ELEMENTARY SCHOOL	2ND	0	0	0	0	5	5	0	0.00%
1120	EDISON 54 JT	2514	EDISON ELEMENTARY SCHOOL	3RD	0	0	0	0	8	8	0	0.00%
1120	EDISON 54 JT	2514	EDISON ELEMENTARY SCHOOL	4TH	0	0	0	0	8	8	0	0.00%
1120	EDISON 54 JT	2514	EDISON ELEMENTARY SCHOOL	5TH	0	0	1	1	9	11	2	18.18%
1120	EDISON 54 JT	2514	EDISON ELEMENTARY SCHOOL	SCHOOL T	0	0	2	3	60	65	5	7.69%
1120	EDISON 54 JT	2526	EDISON JUNIOR-SENIOR HIGH SCHOOL	6TH	0	0	0	0	7	7	0	0.00%
1120	EDISON 54 JT	2526	EDISON JUNIOR-SENIOR HIGH SCHOOL	7TH	0	0	0	0	7	7	0	0.00%
1120	EDISON 54 JT	2526	EDISON JUNIOR-SENIOR HIGH SCHOOL	8TH	0	0	0	0	9	9	0	0.00%
1120	EDISON 54 JT	2526	EDISON JUNIOR-SENIOR HIGH SCHOOL	9TH	0	0	2	1	4	7	3	42.86%
1120	EDISON 54 JT	2526	EDISON JUNIOR-SENIOR HIGH SCHOOL	10TH	0	0	0	0	12	12	0	0.00%
1120	EDISON 54 JT	2526	EDISON JUNIOR-SENIOR HIGH SCHOOL	11TH	0	0	1	0	7	8	1	12.50%
1120	EDISON 54 JT	2526	EDISON JUNIOR-SENIOR HIGH SCHOOL	12TH	0	0	0	0	9	9	0	0.00%
1120	EDISON 54 JT	2526	EDISON JUNIOR-SENIOR HIGH SCHOOL	SCHOOL T	0	0	3	1	55	59	4	6.78%
1120	EDISON 54 JT		DISTRICT TOTAL		2	0	6	15	142	165	23	13.94%
1130	MIAMI/YODER 60 JT	5850	MIAMI/YODER ELEMENTARY SCHOOL	PK	1	1	0	3	24	29	5	17.24%
1130	MIAMI/YODER 60 JT	5850	MIAMI/YODER ELEMENTARY SCHOOL	KINDERG/	0	0	0	2	12	14	2	14.29%
1130	MIAMI/YODER 60 JT	5850	MIAMI/YODER ELEMENTARY SCHOOL	1ST	2	1	0	4	15	22	7	31.82%
1130	MIAMI/YODER 60 JT	5850	MIAMI/YODER ELEMENTARY SCHOOL	2ND	0	0	1	6	24	31	7	22.58%
1130	MIAMI/YODER 60 JT	5850	MIAMI/YODER ELEMENTARY SCHOOL	3RD	0	1	0	3	20	24	4	16.67%
1130	MIAMI/YODER 60 JT	5850	MIAMI/YODER ELEMENTARY SCHOOL	4TH	0	0	0	0	13	13	0	0.00%
1130	MIAMI/YODER 60 JT	5850	MIAMI/YODER ELEMENTARY SCHOOL	5TH	1	1	0	6	12	20	8	40.00%
1130	MIAMI/YODER 60 JT	5850	MIAMI/YODER ELEMENTARY SCHOOL	SCHOOL T	4	4	1	24	120	153	33	21.57%
1130	MIAMI/YODER 60 JT	5854	MIAMI-YODER SENIOR HIGH SCHOOL	9TH	1	0	0	7	25	33	8	24.24%
1130	MIAMI/YODER 60 JT	5854	MIAMI-YODER SENIOR HIGH SCHOOL	10TH	0	0	1	7	16	24	8	33.33%
1130	MIAMI/YODER 60 JT	5854	MIAMI-YODER SENIOR HIGH SCHOOL	11TH	0	3	0	6	19	28	9	32.14%
1130	MIAMI/YODER 60 JT	5854	MIAMI-YODER SENIOR HIGH SCHOOL	12TH	0	0	0	6	21	27	6	22.22%
1130	MIAMI/YODER 60 JT	5854	MIAMI-YODER SENIOR HIGH SCHOOL	SCHOOL T	1	3	1	26	81	112	31	27.68%
1130	MIAMI/YODER 60 JT	5870	MIAMI-YODER JUNIOR HIGH SCHOOL	6TH	0	1	0	3	21	25	4	16.00%
1130	MIAMI/YODER 60 JT	5870	MIAMI-YODER JUNIOR HIGH SCHOOL	7TH	1	1	0	4	21	27	6	22.22%
1130	MIAMI/YODER 60 JT	5870	MIAMI-YODER JUNIOR HIGH SCHOOL	8TH	2	0	0	2	17	21	4	19.05%
1130	MIAMI/YODER 60 JT	5870	MIAMI-YODER JUNIOR HIGH SCHOOL	SCHOOL T	3	2	0	9	59	73	14	19.18%
1130	MIAMI/YODER 60 JT		DISTRICT TOTAL		8	9	2	59	260	338	78	23.08%
1140	CANON CITY RE-1	1262	CANON CITY MIDDLE SCHOOL	6TH	1	2	2	8	143	156	13	8.33%
1140	CANON CITY RE-1	1262	CANON CITY MIDDLE SCHOOL	7TH	3	3	5	12	120	143	23	16.08%
1140	CANON CITY RE-1	1262	CANON CITY MIDDLE SCHOOL	8TH	0	1	1	19	122	143	21	14.69%
1140	CANON CITY RE-1	1262	CANON CITY MIDDLE SCHOOL	SCHOOL T	4	6	8	39	385	442	57	12.90%
1140	CANON CITY RE-1	1266	CANON CITY HIGH SCHOOL	9TH	5	8	0	25	263	301	38	12.62%
1140	CANON CITY RE-1	1266	CANON CITY HIGH SCHOOL	10TH	1	4	3	32	275	315	40	12.70%
1140	CANON CITY RE-1	1266	CANON CITY HIGH SCHOOL	11TH	3	1	1	24	260	289	29	10.03%



COLORADO DEPARTMENT OF EDUCATION
FALL 2007 PUPIL MEMBERSHIP BY DISTRICT, SCHOOL, GRADE, RACE/ETHNICITY, AND GENDER

District Code	DISTRICT	School Code	SCHOOL	GRADE	AMERICAN	ASIAN OR	BLACK (NOT	WHITE (NOT		Total	Total	
					INDIAN OR ALASKAN NATIVE	PACIFIC ISLANDER	HISPANIC)	HISPANIC	HISPANIC)		Minority	% Minority
1140	CANON CITY RE-1	1266	CANON CITY HIGH SCHOOL	12TH	1	2	0	17	222	242	20	8.26%
1140	CANON CITY RE-1	1266	CANON CITY HIGH SCHOOL	SCHOOL T	10	15	4	98	1,020	1,147	127	11.07%
1140	CANON CITY RE-1	3211	GARDEN PARK HIGH SCHOOL	9TH	1	0	0	3	10	14	4	28.57%
1140	CANON CITY RE-1	3211	GARDEN PARK HIGH SCHOOL	10TH	0	1	0	2	21	24	3	12.50%
1140	CANON CITY RE-1	3211	GARDEN PARK HIGH SCHOOL	11TH	0	0	0	0	23	23	0	0.00%
1140	CANON CITY RE-1	3211	GARDEN PARK HIGH SCHOOL	12TH	0	0	0	3	22	25	3	12.00%
1140	CANON CITY RE-1	3211	GARDEN PARK HIGH SCHOOL	SCHOOL T	1	1	0	8	76	86	10	11.63%
1140	CANON CITY RE-1	3802	HARRISON SCHOOL	HALF DAY	0	0	0	4	47	51	4	7.84%
1140	CANON CITY RE-1	3802	HARRISON SCHOOL	1ST	0	1	1	7	48	57	9	15.79%
1140	CANON CITY RE-1	3802	HARRISON SCHOOL	2ND	0	3	0	5	56	64	8	12.50%
1140	CANON CITY RE-1	3802	HARRISON SCHOOL	3RD	0	0	0	6	49	55	6	10.91%
1140	CANON CITY RE-1	3802	HARRISON SCHOOL	4TH	0	0	1	2	43	46	3	6.52%
1140	CANON CITY RE-1	3802	HARRISON SCHOOL	5TH	0	0	1	5	60	66	6	9.09%
1140	CANON CITY RE-1	3802	HARRISON SCHOOL	6TH	1	1	0	17	88	107	19	17.76%
1140	CANON CITY RE-1	3802	HARRISON SCHOOL	7TH	0	2	1	15	107	125	18	14.40%
1140	CANON CITY RE-1	3802	HARRISON SCHOOL	8TH	1	1	1	5	119	127	8	6.30%
1140	CANON CITY RE-1	3802	HARRISON SCHOOL	SCHOOL T	2	8	5	66	617	698	81	11.60%
1140	CANON CITY RE-1	5166	LINCOLN ELEMENTARY SCHOOL	HALF DAY	0	0	0	3	20	23	3	13.04%
1140	CANON CITY RE-1	5166	LINCOLN ELEMENTARY SCHOOL	KINDERG/	0	1	1	1	12	15	3	20.00%
1140	CANON CITY RE-1	5166	LINCOLN ELEMENTARY SCHOOL	1ST	1	0	0	0	38	39	1	2.56%
1140	CANON CITY RE-1	5166	LINCOLN ELEMENTARY SCHOOL	2ND	1	1	0	3	33	38	5	13.16%
1140	CANON CITY RE-1	5166	LINCOLN ELEMENTARY SCHOOL	3RD	0	0	1	0	39	40	1	2.50%
1140	CANON CITY RE-1	5166	LINCOLN ELEMENTARY SCHOOL	4TH	0	0	2	2	39	43	4	9.30%
1140	CANON CITY RE-1	5166	LINCOLN ELEMENTARY SCHOOL	5TH	1	1	0	1	40	43	3	6.98%
1140	CANON CITY RE-1	5166	LINCOLN ELEMENTARY SCHOOL	SCHOOL T	3	3	4	10	221	241	20	8.30%
1140	CANON CITY RE-1	5414	MADISON EXPLORATORY SCHOOL	1ST	0	0	0	0	11	11	0	0.00%
1140	CANON CITY RE-1	5414	MADISON EXPLORATORY SCHOOL	2ND	0	0	0	0	10	10	0	0.00%
1140	CANON CITY RE-1	5414	MADISON EXPLORATORY SCHOOL	3RD	0	0	0	2	8	10	2	20.00%
1140	CANON CITY RE-1	5414	MADISON EXPLORATORY SCHOOL	4TH	0	0	0	0	13	13	0	0.00%
1140	CANON CITY RE-1	5414	MADISON EXPLORATORY SCHOOL	5TH	0	0	0	0	14	14	0	0.00%
1140	CANON CITY RE-1	5414	MADISON EXPLORATORY SCHOOL	6TH	0	0	0	1	5	6	1	16.67%
1140	CANON CITY RE-1	5414	MADISON EXPLORATORY SCHOOL	SCHOOL T	0	0	0	3	61	64	3	4.69%
1140	CANON CITY RE-1	5704	MCKINLEY ELEMENTARY SCHOOL	HALF DAY	0	0	0	7	42	49	7	14.29%
1140	CANON CITY RE-1	5704	MCKINLEY ELEMENTARY SCHOOL	1ST	0	0	0	6	43	49	6	12.24%
1140	CANON CITY RE-1	5704	MCKINLEY ELEMENTARY SCHOOL	2ND	0	1	1	3	43	48	5	10.42%
1140	CANON CITY RE-1	5704	MCKINLEY ELEMENTARY SCHOOL	3RD	2	0	0	3	40	45	5	11.11%
1140	CANON CITY RE-1	5704	MCKINLEY ELEMENTARY SCHOOL	4TH	0	0	0	5	51	56	5	8.93%
1140	CANON CITY RE-1	5704	MCKINLEY ELEMENTARY SCHOOL	5TH	1	0	0	5	36	42	6	14.29%
1140	CANON CITY RE-1	5704	MCKINLEY ELEMENTARY SCHOOL	SCHOOL T	3	1	1	29	255	289	34	11.76%
1140	CANON CITY RE-1	6752	MOUNT VIEW CORE KNOWLEDGE CHARTER SCHOOL	KINDERG/	0	1	0	2	24	27	3	11.11%
1140	CANON CITY RE-1	6752	MOUNT VIEW CORE KNOWLEDGE CHARTER SCHOOL	1ST	0	0	0	1	26	27	1	3.70%
1140	CANON CITY RE-1	6752	MOUNT VIEW CORE KNOWLEDGE CHARTER SCHOOL	2ND	0	2	0	1	25	28	3	10.71%
1140	CANON CITY RE-1	6752	MOUNT VIEW CORE KNOWLEDGE CHARTER SCHOOL	3RD	0	1	0	1	25	27	2	7.41%
1140	CANON CITY RE-1	6752	MOUNT VIEW CORE KNOWLEDGE CHARTER SCHOOL	4TH	0	0	0	2	22	24	2	8.33%
1140	CANON CITY RE-1	6752	MOUNT VIEW CORE KNOWLEDGE CHARTER SCHOOL	5TH	0	1	0	0	26	27	1	3.70%
1140	CANON CITY RE-1	6752	MOUNT VIEW CORE KNOWLEDGE CHARTER SCHOOL	6TH	0	1	0	1	23	25	2	8.00%
1140	CANON CITY RE-1	6752	MOUNT VIEW CORE KNOWLEDGE CHARTER SCHOOL	7TH	0	0	0	3	24	27	3	11.11%
1140	CANON CITY RE-1	6752	MOUNT VIEW CORE KNOWLEDGE CHARTER SCHOOL	8TH	1	1	0	0	18	20	2	10.00%
1140	CANON CITY RE-1	6752	MOUNT VIEW CORE KNOWLEDGE CHARTER SCHOOL	SCHOOL T	1	7	0	11	213	232	19	8.19%
1140	CANON CITY RE-1	7950	SKYLINE ELEMENTARY SCHOOL	HALF DAY	0	0	0	2	28	30	2	6.67%
1140	CANON CITY RE-1	7950	SKYLINE ELEMENTARY SCHOOL	KINDERG/	0	0	1	2	12	15	3	20.00%
1140	CANON CITY RE-1	7950	SKYLINE ELEMENTARY SCHOOL	1ST	0	0	0	4	41	45	4	8.89%
1140	CANON CITY RE-1	7950	SKYLINE ELEMENTARY SCHOOL	2ND	0	0	0	2	35	37	2	5.41%
1140	CANON CITY RE-1	7950	SKYLINE ELEMENTARY SCHOOL	3RD	0	0	0	6	28	34	6	17.65%
1140	CANON CITY RE-1	7950	SKYLINE ELEMENTARY SCHOOL	4TH	0	0	0	4	27	31	4	12.90%
1140	CANON CITY RE-1	7950	SKYLINE ELEMENTARY SCHOOL	5TH	0	0	2	0	37	39	2	5.13%
1140	CANON CITY RE-1	7950	SKYLINE ELEMENTARY SCHOOL	SCHOOL T	0	0	3	20	208	231	23	9.96%
1140	CANON CITY RE-1	9248	WASHINGTON ELEMENTARY SCHOOL	HALF DAY	0	0	0	9	43	52	9	17.31%
1140	CANON CITY RE-1	9248	WASHINGTON ELEMENTARY SCHOOL	1ST	0	1	1	3	48	53	5	9.43%
1140	CANON CITY RE-1	9248	WASHINGTON ELEMENTARY SCHOOL	2ND	1	0	3	10	57	71	14	19.72%
1140	CANON CITY RE-1	9248	WASHINGTON ELEMENTARY SCHOOL	3RD	0	1	2	5	52	60	8	13.33%
1140	CANON CITY RE-1	9248	WASHINGTON ELEMENTARY SCHOOL	4TH	0	0	1	1	57	59	2	3.39%
1140	CANON CITY RE-1	9248	WASHINGTON ELEMENTARY SCHOOL	5TH	0	2	1	5	67	75	8	10.67%




COLORADO DEPARTMENT OF EDUCATION
FALL 2007 PUPIL MEMBERSHIP BY DISTRICT, SCHOOL, GRADE, RACE/ETHNICITY, AND GENDER

District Code	DISTRICT	School Code	SCHOOL	GRADE	AMERICAN	ASIAN OR	BLACK (NOT	WHITE (NOT		Total	Total	
					INDIAN OR ALASKAN NATIVE	PACIFIC ISLANDER	HISPANIC)	HISPANIC	HISPANIC)		Minority	% Minority
1140	CANON CITY RE-1	9248	WASHINGTON ELEMENTARY SCHOOL	SCHOOL T	1	4	8	33	324	370	46	12.43%
1140	CANON CITY RE-1		DISTRICT TOTAL		25	45	33	317	3,380	3,800	420	11.05%
1150	FLORENCE RE-2	3002	FLORENCE HIGH SCHOOL	9TH	1	1	5	15	135	157	22	14.01%
1150	FLORENCE RE-2	3002	FLORENCE HIGH SCHOOL	10TH	1	0	1	17	122	141	19	13.48%
1150	FLORENCE RE-2	3002	FLORENCE HIGH SCHOOL	11TH	1	0	2	21	109	133	24	18.05%
1150	FLORENCE RE-2	3002	FLORENCE HIGH SCHOOL	12TH	1	1	2	9	100	113	13	11.50%
1150	FLORENCE RE-2	3002	FLORENCE HIGH SCHOOL	SCHOOL T	4	2	10	62	466	544	78	14.34%
1150	FLORENCE RE-2	3224	FREMONT ELEMENTARY SCHOOL	HALF DAY	2	0	1	6	54	63	9	14.29%
1150	FLORENCE RE-2	3224	FREMONT ELEMENTARY SCHOOL	KINDERG/	0	1	0	1	7	9	2	22.22%
1150	FLORENCE RE-2	3224	FREMONT ELEMENTARY SCHOOL	1ST	2	1	0	13	58	74	16	21.62%
1150	FLORENCE RE-2	3224	FREMONT ELEMENTARY SCHOOL	2ND	1	0	0	8	73	82	9	10.98%
1150	FLORENCE RE-2	3224	FREMONT ELEMENTARY SCHOOL	3RD	0	2	0	7	60	69	9	13.04%
1150	FLORENCE RE-2	3224	FREMONT ELEMENTARY SCHOOL	4TH	2	2	0	10	53	67	14	20.90%
1150	FLORENCE RE-2	3224	FREMONT ELEMENTARY SCHOOL	5TH	2	0	0	7	82	91	9	9.89%
1150	FLORENCE RE-2	3224	FREMONT ELEMENTARY SCHOOL	SCHOOL T	9	6	1	52	387	455	68	14.95%
1150	FLORENCE RE-2	3226	FREMONT MIDDLE SCHOOL	6TH	4	2	3	14	140	163	23	14.11%
1150	FLORENCE RE-2	3226	FREMONT MIDDLE SCHOOL	7TH	1	2	2	15	117	137	20	14.60%
1150	FLORENCE RE-2	3226	FREMONT MIDDLE SCHOOL	8TH	2	0	1	14	113	130	17	13.08%
1150	FLORENCE RE-2	3226	FREMONT MIDDLE SCHOOL	SCHOOL T	7	4	6	43	370	430	60	13.95%
1150	FLORENCE RE-2	6858	PENROSE ELEMENTARY SCHOOL	HALF DAY	0	0	1	3	29	33	4	12.12%
1150	FLORENCE RE-2	6858	PENROSE ELEMENTARY SCHOOL	KINDERG/	0	0	0	2	5	7	2	28.57%
1150	FLORENCE RE-2	6858	PENROSE ELEMENTARY SCHOOL	1ST	0	0	0	3	40	43	3	6.98%
1150	FLORENCE RE-2	6858	PENROSE ELEMENTARY SCHOOL	2ND	0	0	1	5	45	51	6	11.76%
1150	FLORENCE RE-2	6858	PENROSE ELEMENTARY SCHOOL	3RD	0	0	0	7	35	42	7	16.67%
1150	FLORENCE RE-2	6858	PENROSE ELEMENTARY SCHOOL	4TH	0	0	0	1	37	38	1	2.63%
1150	FLORENCE RE-2	6858	PENROSE ELEMENTARY SCHOOL	5TH	0	0	0	5	53	58	5	8.62%
1150	FLORENCE RE-2	6858	PENROSE ELEMENTARY SCHOOL	SCHOOL T	0	0	2	26	244	272	28	10.29%
1150	FLORENCE RE-2		DISTRICT TOTAL		20	12	19	183	1,467	1,701	234	13.76%
1160	COTOPAXI RE-3	1911	COTOPAXI HOME-SCHOOL PARTNERSHIP SCHOOL	HALF DAY	0	0	0	0	2	2	0	0.00%
1160	COTOPAXI RE-3	1911	COTOPAXI HOME-SCHOOL PARTNERSHIP SCHOOL	1ST	0	0	0	0	1	1	0	0.00%
1160	COTOPAXI RE-3	1911	COTOPAXI HOME-SCHOOL PARTNERSHIP SCHOOL	2ND	0	0	0	0	4	4	0	0.00%
1160	COTOPAXI RE-3	1911	COTOPAXI HOME-SCHOOL PARTNERSHIP SCHOOL	3RD	0	0	0	0	1	1	0	0.00%
1160	COTOPAXI RE-3	1911	COTOPAXI HOME-SCHOOL PARTNERSHIP SCHOOL	4TH	0	0	0	0	1	1	0	0.00%
1160	COTOPAXI RE-3	1911	COTOPAXI HOME-SCHOOL PARTNERSHIP SCHOOL	6TH	0	0	0	0	2	2	0	0.00%
1160	COTOPAXI RE-3	1911	COTOPAXI HOME-SCHOOL PARTNERSHIP SCHOOL	7TH	0	0	0	0	2	2	0	0.00%
1160	COTOPAXI RE-3	1911	COTOPAXI HOME-SCHOOL PARTNERSHIP SCHOOL	8TH	0	0	0	1	2	3	1	33.33%
1160	COTOPAXI RE-3	1911	COTOPAXI HOME-SCHOOL PARTNERSHIP SCHOOL	9TH	0	0	0	1	2	3	1	33.33%
1160	COTOPAXI RE-3	1911	COTOPAXI HOME-SCHOOL PARTNERSHIP SCHOOL	10TH	0	0	0	0	2	2	0	0.00%
1160	COTOPAXI RE-3	1911	COTOPAXI HOME-SCHOOL PARTNERSHIP SCHOOL	12TH	0	0	0	0	2	2	0	0.00%
1160	COTOPAXI RE-3	1911	COTOPAXI HOME-SCHOOL PARTNERSHIP SCHOOL	SCHOOL T	0	0	0	2	21	23	2	8.70%
1160	COTOPAXI RE-3	3220	COTOPAXI ELEMENTARY SCHOOL	PK	0	0	0	0	26	26	0	0.00%
1160	COTOPAXI RE-3	3220	COTOPAXI ELEMENTARY SCHOOL	HALF DAY	0	1	0	0	17	18	1	5.56%
1160	COTOPAXI RE-3	3220	COTOPAXI ELEMENTARY SCHOOL	1ST	0	0	0	0	16	16	0	0.00%
1160	COTOPAXI RE-3	3220	COTOPAXI ELEMENTARY SCHOOL	2ND	0	0	0	1	9	10	1	10.00%
1160	COTOPAXI RE-3	3220	COTOPAXI ELEMENTARY SCHOOL	3RD	0	0	0	0	12	12	0	0.00%
1160	COTOPAXI RE-3	3220	COTOPAXI ELEMENTARY SCHOOL	4TH	0	0	0	0	7	7	0	0.00%
1160	COTOPAXI RE-3	3220	COTOPAXI ELEMENTARY SCHOOL	5TH	0	0	0	3	9	12	3	25.00%
1160	COTOPAXI RE-3	3220	COTOPAXI ELEMENTARY SCHOOL	SCHOOL T	0	1	0	4	96	101	5	4.95%
1160	COTOPAXI RE-3	3228	COTOPAXI JUNIOR-SENIOR HIGH SCHOOL	6TH	0	0	0	3	10	13	3	23.08%
1160	COTOPAXI RE-3	3228	COTOPAXI JUNIOR-SENIOR HIGH SCHOOL	7TH	0	0	0	1	16	17	1	5.88%
1160	COTOPAXI RE-3	3228	COTOPAXI JUNIOR-SENIOR HIGH SCHOOL	8TH	0	0	0	1	19	20	1	5.00%
1160	COTOPAXI RE-3	3228	COTOPAXI JUNIOR-SENIOR HIGH SCHOOL	9TH	0	0	1	2	18	21	3	14.29%
1160	COTOPAXI RE-3	3228	COTOPAXI JUNIOR-SENIOR HIGH SCHOOL	10TH	0	0	0	3	23	26	3	11.54%
1160	COTOPAXI RE-3	3228	COTOPAXI JUNIOR-SENIOR HIGH SCHOOL	11TH	0	0	0	3	21	24	3	12.50%
1160	COTOPAXI RE-3	3228	COTOPAXI JUNIOR-SENIOR HIGH SCHOOL	12TH	1	1	1	2	23	28	5	17.86%
1160	COTOPAXI RE-3	3228	COTOPAXI JUNIOR-SENIOR HIGH SCHOOL	SCHOOL T	1	1	2	15	130	149	19	12.75%
1160	COTOPAXI RE-3		DISTRICT TOTAL		1	2	2	21	247	273	26	9.52%
1180	ROARING FORK RE-1	0429	CARBONDALE COMMUNITY CHARTER SCHOOL	KINDERG/	0	0	0	3	11	14	3	21.43%
1180	ROARING FORK RE-1	0429	CARBONDALE COMMUNITY CHARTER SCHOOL	1ST	0	0	0	1	13	14	1	7.14%
1180	ROARING FORK RE-1	0429	CARBONDALE COMMUNITY CHARTER SCHOOL	2ND	0	1	0	2	11	14	3	21.43%
1180	ROARING FORK RE-1	0429	CARBONDALE COMMUNITY CHARTER SCHOOL	3RD	0	0	0	2	12	14	2	14.29%
1180	ROARING FORK RE-1	0429	CARBONDALE COMMUNITY CHARTER SCHOOL	4TH	0	1	0	1	12	14	2	14.29%
1180	ROARING FORK RE-1	0429	CARBONDALE COMMUNITY CHARTER SCHOOL	5TH	0	0	0	3	13	16	3	18.75%


COLORADO DEPARTMENT OF EDUCATION
FALL 2007 PUPIL MEMBERSHIP BY DISTRICT, SCHOOL, GRADE, RACE/ETHNICITY, AND GENDER

District Code	DISTRICT	School Code	SCHOOL	GRADE	AMERICAN	ASIAN OR	BLACK (NOT	WHITE (NOT		Total	Total	
					INDIAN OR ALASKAN NATIVE	PACIFIC ISLANDER	HISPANIC)	HISPANIC	HISPANIC)		Minority	% Minority
1180	ROARING FORK RE-1	0429	CARBONDALE COMMUNITY CHARTER SCHOOL	6TH	0	0	0	1	12	13	1	7.69%
1180	ROARING FORK RE-1	0429	CARBONDALE COMMUNITY CHARTER SCHOOL	7TH	0	1	0	6	10	17	7	41.18%
1180	ROARING FORK RE-1	0429	CARBONDALE COMMUNITY CHARTER SCHOOL	8TH	0	0	0	0	15	15	0	0.00%
1180	ROARING FORK RE-1	0429	CARBONDALE COMMUNITY CHARTER SCHOOL	SCHOOL T	0	3	0	19	109	131	22	16.79%
1180	ROARING FORK RE-1	0560	BASALT ELEMENTARY SCHOOL	PK	0	0	0	9	7	16	9	56.25%
1180	ROARING FORK RE-1	0560	BASALT ELEMENTARY SCHOOL	HALF DAY	0	0	0	0	16	16	0	0.00%
1180	ROARING FORK RE-1	0560	BASALT ELEMENTARY SCHOOL	KINDERG/	0	0	0	61	49	110	61	55.45%
1180	ROARING FORK RE-1	0560	BASALT ELEMENTARY SCHOOL	1ST	0	3	1	54	59	117	58	49.57%
1180	ROARING FORK RE-1	0560	BASALT ELEMENTARY SCHOOL	2ND	0	2	0	57	47	106	59	55.66%
1180	ROARING FORK RE-1	0560	BASALT ELEMENTARY SCHOOL	3RD	0	1	0	59	46	106	60	56.60%
1180	ROARING FORK RE-1	0560	BASALT ELEMENTARY SCHOOL	4TH	0	2	0	63	42	107	65	60.75%
1180	ROARING FORK RE-1	0560	BASALT ELEMENTARY SCHOOL	SCHOOL T	0	8	1	303	266	578	312	53.98%
1180	ROARING FORK RE-1	0561	BASALT MIDDLE SCHOOL	PK	0	0	0	10	0	10	10	100.00%
1180	ROARING FORK RE-1	0561	BASALT MIDDLE SCHOOL	5TH	0	0	0	61	42	103	61	59.22%
1180	ROARING FORK RE-1	0561	BASALT MIDDLE SCHOOL	6TH	0	2	0	57	51	110	59	53.64%
1180	ROARING FORK RE-1	0561	BASALT MIDDLE SCHOOL	7TH	0	1	0	55	49	105	56	53.33%
1180	ROARING FORK RE-1	0561	BASALT MIDDLE SCHOOL	8TH	0	2	1	41	71	115	44	38.26%
1180	ROARING FORK RE-1	0561	BASALT MIDDLE SCHOOL	SCHOOL T	0	5	1	224	213	443	230	51.92%
1180	ROARING FORK RE-1	0570	BASALT HIGH SCHOOL	9TH	0	0	0	56	62	118	56	47.46%
1180	ROARING FORK RE-1	0570	BASALT HIGH SCHOOL	10TH	0	0	1	52	84	137	53	38.69%
1180	ROARING FORK RE-1	0570	BASALT HIGH SCHOOL	11TH	0	1	0	46	75	122	47	38.52%
1180	ROARING FORK RE-1	0570	BASALT HIGH SCHOOL	12TH	0	0	0	46	74	120	46	38.33%
1180	ROARING FORK RE-1	0570	BASALT HIGH SCHOOL	SCHOOL T	0	1	1	200	295	497	202	40.64%
1180	ROARING FORK RE-1	1006	BRIDGES	9TH	0	0	1	3	7	11	4	36.36%
1180	ROARING FORK RE-1	1006	BRIDGES	10TH	1	0	0	2	14	17	3	17.65%
1180	ROARING FORK RE-1	1006	BRIDGES	11TH	1	1	0	5	10	17	7	41.18%
1180	ROARING FORK RE-1	1006	BRIDGES	12TH	0	0	2	4	29	35	6	17.14%
1180	ROARING FORK RE-1	1006	BRIDGES	SCHOOL T	2	1	3	14	60	80	20	25.00%
1180	ROARING FORK RE-1	1296	CARBONDALE MIDDLE SCHOOL	5TH	0	0	0	60	13	73	60	82.19%
1180	ROARING FORK RE-1	1296	CARBONDALE MIDDLE SCHOOL	6TH	1	1	1	49	14	66	52	78.79%
1180	ROARING FORK RE-1	1296	CARBONDALE MIDDLE SCHOOL	7TH	0	1	0	61	24	86	62	72.09%
1180	ROARING FORK RE-1	1296	CARBONDALE MIDDLE SCHOOL	8TH	1	2	0	56	15	74	59	79.73%
1180	ROARING FORK RE-1	1296	CARBONDALE MIDDLE SCHOOL	SCHOOL T	2	4	1	226	66	299	233	77.93%
1180	ROARING FORK RE-1	2063	CRYSTAL RIVER ELEMENTARY SCHOOL	PK	3	0	0	22	24	49	25	51.02%
1180	ROARING FORK RE-1	2063	CRYSTAL RIVER ELEMENTARY SCHOOL	HALF DAY	0	0	0	13	4	17	13	76.47%
1180	ROARING FORK RE-1	2063	CRYSTAL RIVER ELEMENTARY SCHOOL	KINDERG/	1	1	0	40	24	66	42	63.64%
1180	ROARING FORK RE-1	2063	CRYSTAL RIVER ELEMENTARY SCHOOL	1ST	2	1	0	74	12	89	77	86.52%
1180	ROARING FORK RE-1	2063	CRYSTAL RIVER ELEMENTARY SCHOOL	2ND	2	0	0	70	19	91	72	79.12%
1180	ROARING FORK RE-1	2063	CRYSTAL RIVER ELEMENTARY SCHOOL	3RD	1	1	0	62	20	84	64	76.19%
1180	ROARING FORK RE-1	2063	CRYSTAL RIVER ELEMENTARY SCHOOL	4TH	1	1	0	63	23	88	65	73.86%
1180	ROARING FORK RE-1	2063	CRYSTAL RIVER ELEMENTARY SCHOOL	SCHOOL T	10	4	0	344	126	484	358	73.97%
1180	ROARING FORK RE-1	3460	GLENWOOD SPRINGS ELEMENTARY SCHOOL	PK	0	0	0	6	14	20	6	30.00%
1180	ROARING FORK RE-1	3460	GLENWOOD SPRINGS ELEMENTARY SCHOOL	HALF DAY	0	0	1	24	15	40	25	62.50%
1180	ROARING FORK RE-1	3460	GLENWOOD SPRINGS ELEMENTARY SCHOOL	KINDERG/	0	0	0	35	24	59	35	59.32%
1180	ROARING FORK RE-1	3460	GLENWOOD SPRINGS ELEMENTARY SCHOOL	1ST	1	0	0	47	43	91	48	52.75%
1180	ROARING FORK RE-1	3460	GLENWOOD SPRINGS ELEMENTARY SCHOOL	2ND	1	2	0	49	33	85	52	61.18%
1180	ROARING FORK RE-1	3460	GLENWOOD SPRINGS ELEMENTARY SCHOOL	3RD	1	0	0	28	27	56	29	51.79%
1180	ROARING FORK RE-1	3460	GLENWOOD SPRINGS ELEMENTARY SCHOOL	4TH	0	0	0	46	29	75	46	61.33%
1180	ROARING FORK RE-1	3460	GLENWOOD SPRINGS ELEMENTARY SCHOOL	5TH	0	0	0	46	44	90	46	51.11%
1180	ROARING FORK RE-1	3460	GLENWOOD SPRINGS ELEMENTARY SCHOOL	SCHOOL T	3	2	1	281	229	516	287	55.62%
1180	ROARING FORK RE-1	3464	GLENWOOD SPRINGS MIDDLE SCHOOL	6TH	1	1	0	60	94	156	62	39.74%
1180	ROARING FORK RE-1	3464	GLENWOOD SPRINGS MIDDLE SCHOOL	7TH	1	2	0	74	111	188	77	40.96%
1180	ROARING FORK RE-1	3464	GLENWOOD SPRINGS MIDDLE SCHOOL	8TH	2	0	0	54	123	179	56	31.28%
1180	ROARING FORK RE-1	3464	GLENWOOD SPRINGS MIDDLE SCHOOL	SCHOOL T	4	3	0	188	328	523	195	37.28%
1180	ROARING FORK RE-1	3468	GLENWOOD SPRINGS HIGH SCHOOL	9TH	2	2	0	81	108	193	85	44.04%
1180	ROARING FORK RE-1	3468	GLENWOOD SPRINGS HIGH SCHOOL	10TH	1	1	0	37	125	164	39	23.78%
1180	ROARING FORK RE-1	3468	GLENWOOD SPRINGS HIGH SCHOOL	11TH	1	5	0	42	108	156	48	30.77%
1180	ROARING FORK RE-1	3468	GLENWOOD SPRINGS HIGH SCHOOL	12TH	1	0	0	40	101	142	41	28.87%
1180	ROARING FORK RE-1	3468	GLENWOOD SPRINGS HIGH SCHOOL	SCHOOL T	5	8	0	200	442	655	213	32.52%
1180	ROARING FORK RE-1	7422	ROARING FORK HIGH SCHOOL	9TH	0	2	0	66	38	106	68	64.15%
1180	ROARING FORK RE-1	7422	ROARING FORK HIGH SCHOOL	10TH	0	2	1	50	30	83	53	63.86%
1180	ROARING FORK RE-1	7422	ROARING FORK HIGH SCHOOL	11TH	0	1	0	40	29	70	41	58.57%
1180	ROARING FORK RE-1	7422	ROARING FORK HIGH SCHOOL	12TH	0	1	0	31	31	63	32	50.79%



COLORADO DEPARTMENT OF EDUCATION
FALL 2007 PUPIL MEMBERSHIP BY DISTRICT, SCHOOL, GRADE, RACE/ETHNICITY, AND GENDER

District Code	DISTRICT	School Code	SCHOOL	GRADE	AMERICAN	ASIAN OR	BLACK (NOT	WHITE (NOT		Total	Total	
					INDIAN OR ALASKAN NATIVE	PACIFIC ISLANDER	HISPANIC)	HISPANIC	HISPANIC)		Minority	% Minority
1180	ROARING FORK RE-1	7422	ROARING FORK HIGH SCHOOL	SCHOOL T	0	6	1	187	128	322	194	60.25%
1180	ROARING FORK RE-1	8038	SOPRIS ELEMENTARY SCHOOL	PK	0	0	1	8	23	32	9	28.13%
1180	ROARING FORK RE-1	8038	SOPRIS ELEMENTARY SCHOOL	HALF DAY	0	0	0	14	19	33	14	42.42%
1180	ROARING FORK RE-1	8038	SOPRIS ELEMENTARY SCHOOL	KINDERG/	0	1	1	24	33	59	26	44.07%
1180	ROARING FORK RE-1	8038	SOPRIS ELEMENTARY SCHOOL	1ST	0	1	1	46	59	107	48	44.86%
1180	ROARING FORK RE-1	8038	SOPRIS ELEMENTARY SCHOOL	2ND	1	0	1	31	76	109	33	30.28%
1180	ROARING FORK RE-1	8038	SOPRIS ELEMENTARY SCHOOL	3RD	0	3	1	39	50	93	43	46.24%
1180	ROARING FORK RE-1	8038	SOPRIS ELEMENTARY SCHOOL	4TH	0	3	0	33	51	87	36	41.38%
1180	ROARING FORK RE-1	8038	SOPRIS ELEMENTARY SCHOOL	5TH	1	0	1	44	55	101	46	45.54%
1180	ROARING FORK RE-1	8038	SOPRIS ELEMENTARY SCHOOL	SCHOOL T	2	8	6	239	366	621	255	41.06%
1180	ROARING FORK RE-1		DISTRICT TOTAL		28	53	15	2,425	2,628	5,149	2,521	48.96%
1195	GARFIELD RE-2	0065	COAL RIDGE HIGH SCHOOL	9TH	1	0	0	52	86	139	53	38.13%
1195	GARFIELD RE-2	0065	COAL RIDGE HIGH SCHOOL	10TH	1	0	1	32	96	130	34	26.15%
1195	GARFIELD RE-2	0065	COAL RIDGE HIGH SCHOOL	11TH	0	0	2	38	100	140	40	28.57%
1195	GARFIELD RE-2	0065	COAL RIDGE HIGH SCHOOL	12TH	0	1	0	17	52	70	18	25.71%
1195	GARFIELD RE-2	0065	COAL RIDGE HIGH SCHOOL	SCHOOL T	2	1	3	139	334	479	145	30.27%
1195	GARFIELD RE-2	3325	GARFIELD RE-2 CENTER FOR INTEGRATIVE STUDIES	9TH	0	0	0	0	3	3	0	0.00%
1195	GARFIELD RE-2	3325	GARFIELD RE-2 CENTER FOR INTEGRATIVE STUDIES	10TH	0	0	0	2	5	7	2	28.57%
1195	GARFIELD RE-2	3325	GARFIELD RE-2 CENTER FOR INTEGRATIVE STUDIES	11TH	0	0	0	0	5	5	0	0.00%
1195	GARFIELD RE-2	3325	GARFIELD RE-2 CENTER FOR INTEGRATIVE STUDIES	12TH	0	0	0	0	3	3	0	0.00%
1195	GARFIELD RE-2	3325	GARFIELD RE-2 CENTER FOR INTEGRATIVE STUDIES	SCHOOL T	0	0	0	2	16	18	2	11.11%
1195	GARFIELD RE-2	3967	HIGHLAND ELEMENTARY SCHOOL	PK	0	0	0	20	6	26	20	76.92%
1195	GARFIELD RE-2	3967	HIGHLAND ELEMENTARY SCHOOL	HALF DAY	0	0	1	39	52	92	40	43.48%
1195	GARFIELD RE-2	3967	HIGHLAND ELEMENTARY SCHOOL	1ST	2	1	0	48	53	104	51	49.04%
1195	GARFIELD RE-2	3967	HIGHLAND ELEMENTARY SCHOOL	2ND	1	1	2	57	50	111	61	54.95%
1195	GARFIELD RE-2	3967	HIGHLAND ELEMENTARY SCHOOL	3RD	0	2	0	55	49	106	57	53.77%
1195	GARFIELD RE-2	3967	HIGHLAND ELEMENTARY SCHOOL	4TH	0	1	2	47	41	91	50	54.95%
1195	GARFIELD RE-2	3967	HIGHLAND ELEMENTARY SCHOOL	SCHOOL T	3	5	5	266	251	530	279	52.64%
1195	GARFIELD RE-2	4510	KATHRYN SENOR ELEMENTARY SCHOOL	PK	1	0	0	14	28	43	15	34.88%
1195	GARFIELD RE-2	4510	KATHRYN SENOR ELEMENTARY SCHOOL	HALF DAY	0	0	2	38	62	102	40	39.22%
1195	GARFIELD RE-2	4510	KATHRYN SENOR ELEMENTARY SCHOOL	1ST	1	0	1	39	64	105	41	39.05%
1195	GARFIELD RE-2	4510	KATHRYN SENOR ELEMENTARY SCHOOL	2ND	0	0	1	37	72	110	38	34.55%
1195	GARFIELD RE-2	4510	KATHRYN SENOR ELEMENTARY SCHOOL	3RD	1	1	1	30	65	98	33	33.67%
1195	GARFIELD RE-2	4510	KATHRYN SENOR ELEMENTARY SCHOOL	4TH	1	1	1	27	60	90	30	33.33%
1195	GARFIELD RE-2	4510	KATHRYN SENOR ELEMENTARY SCHOOL	SCHOOL T	4	2	6	185	351	548	197	35.95%
1195	GARFIELD RE-2	7356	RIFLE MIDDLE SCHOOL	5TH	1	1	0	88	93	183	90	49.18%
1195	GARFIELD RE-2	7356	RIFLE MIDDLE SCHOOL	6TH	2	2	2	75	110	191	81	42.41%
1195	GARFIELD RE-2	7356	RIFLE MIDDLE SCHOOL	7TH	1	1	0	90	101	193	92	47.67%
1195	GARFIELD RE-2	7356	RIFLE MIDDLE SCHOOL	8TH	0	2	1	74	104	181	77	42.54%
1195	GARFIELD RE-2	7356	RIFLE MIDDLE SCHOOL	SCHOOL T	4	6	3	327	408	748	340	45.45%
1195	GARFIELD RE-2	7360	RIFLE HIGH SCHOOL	9TH	1	3	0	55	90	149	59	39.60%
1195	GARFIELD RE-2	7360	RIFLE HIGH SCHOOL	10TH	1	2	0	53	111	167	56	33.53%
1195	GARFIELD RE-2	7360	RIFLE HIGH SCHOOL	11TH	0	0	3	47	83	133	50	37.59%
1195	GARFIELD RE-2	7360	RIFLE HIGH SCHOOL	12TH	0	0	0	43	109	152	43	28.29%
1195	GARFIELD RE-2	7360	RIFLE HIGH SCHOOL	SCHOOL T	2	5	3	198	393	601	208	34.61%
1195	GARFIELD RE-2	7388	RIVERSIDE SCHOOL	5TH	0	1	0	42	71	114	43	37.72%
1195	GARFIELD RE-2	7388	RIVERSIDE SCHOOL	6TH	1	2	1	53	96	153	57	37.25%
1195	GARFIELD RE-2	7388	RIVERSIDE SCHOOL	7TH	0	1	2	42	91	136	45	33.09%
1195	GARFIELD RE-2	7388	RIVERSIDE SCHOOL	8TH	1	1	2	41	87	132	45	34.09%
1195	GARFIELD RE-2	7388	RIVERSIDE SCHOOL	SCHOOL T	2	5	5	178	345	535	190	35.51%
1195	GARFIELD RE-2	7890	ROY MOORE ELEMENTARY SCHOOL	PK	0	1	0	11	13	25	12	48.00%
1195	GARFIELD RE-2	7890	ROY MOORE ELEMENTARY SCHOOL	HALF DAY	1	1	0	25	47	74	27	36.49%
1195	GARFIELD RE-2	7890	ROY MOORE ELEMENTARY SCHOOL	1ST	3	1	2	25	37	68	31	45.59%
1195	GARFIELD RE-2	7890	ROY MOORE ELEMENTARY SCHOOL	2ND	1	1	0	38	41	81	40	49.38%
1195	GARFIELD RE-2	7890	ROY MOORE ELEMENTARY SCHOOL	3RD	1	0	0	30	40	71	31	43.66%
1195	GARFIELD RE-2	7890	ROY MOORE ELEMENTARY SCHOOL	4TH	2	0	0	23	46	71	25	35.21%
1195	GARFIELD RE-2	7890	ROY MOORE ELEMENTARY SCHOOL	5TH	1	0	0	26	39	66	27	40.91%
1195	GARFIELD RE-2	7890	ROY MOORE ELEMENTARY SCHOOL	SCHOOL T	9	4	2	178	263	456	193	42.32%
1195	GARFIELD RE-2	9231	WAMSLEY ELEMENTARY SCHOOL	PK	0	0	0	14	19	33	14	42.42%
1195	GARFIELD RE-2	9231	WAMSLEY ELEMENTARY SCHOOL	HALF DAY	0	1	0	47	46	94	48	51.06%
1195	GARFIELD RE-2	9231	WAMSLEY ELEMENTARY SCHOOL	1ST	0	0	0	42	55	97	42	43.30%
1195	GARFIELD RE-2	9231	WAMSLEY ELEMENTARY SCHOOL	2ND	0	0	0	42	48	90	42	46.67%
1195	GARFIELD RE-2	9231	WAMSLEY ELEMENTARY SCHOOL	3RD	0	0	0	42	54	96	42	43.75%




COLORADO DEPARTMENT OF EDUCATION
FALL 2007 PUPIL MEMBERSHIP BY DISTRICT, SCHOOL, GRADE, RACE/ETHNICITY, AND GENDER

District Code	DISTRICT	School Code	SCHOOL	GRADE	AMERICAN	ASIAN OR	BLACK (NOT	WHITE (NOT		Total	Total	
					INDIAN OR ALASKAN NATIVE	PACIFIC ISLANDER	HISPANIC)	HISPANIC	HISPANIC)		Minority	% Minority
1195	GARFIELD RE-2	9231	WAMSLEY ELEMENTARY SCHOOL	4TH	2	1	0	30	45	78	33	42.31%
1195	GARFIELD RE-2	9231	WAMSLEY ELEMENTARY SCHOOL	SCHOOL T	2	2	0	217	267	488	221	45.29%
1195	GARFIELD RE-2		DISTRICT TOTAL		28	30	27	1,690	2,628	4,403	1,775	40.31%
1220	GARFIELD 16	3578	BEA UNDERWOOD ELEMENTARY SCHOOL	1ST	3	1	0	30	65	99	34	34.34%
1220	GARFIELD 16	3578	BEA UNDERWOOD ELEMENTARY SCHOOL	2ND	5	0	1	34	59	99	40	40.40%
1220	GARFIELD 16	3578	BEA UNDERWOOD ELEMENTARY SCHOOL	3RD	6	1	2	29	60	98	38	38.78%
1220	GARFIELD 16	3578	BEA UNDERWOOD ELEMENTARY SCHOOL	4TH	6	1	2	25	55	89	34	38.20%
1220	GARFIELD 16	3578	BEA UNDERWOOD ELEMENTARY SCHOOL	5TH	2	1	2	41	50	96	46	47.92%
1220	GARFIELD 16	3578	BEA UNDERWOOD ELEMENTARY SCHOOL	6TH	6	3	2	30	60	101	41	40.59%
1220	GARFIELD 16	3578	BEA UNDERWOOD ELEMENTARY SCHOOL	SCHOOL T	28	7	9	189	349	582	233	40.03%
1220	GARFIELD 16	3585	GRAND VALLEY EARLY CHILDHOOD LITERACY CENTER	PK	4	0	5	26	56	91	35	38.46%
1220	GARFIELD 16	3585	GRAND VALLEY EARLY CHILDHOOD LITERACY CENTER	HALF DAY	1	1	1	36	67	106	39	36.79%
1220	GARFIELD 16	3585	GRAND VALLEY EARLY CHILDHOOD LITERACY CENTER	SCHOOL T	5	1	6	62	123	197	74	37.56%
1220	GARFIELD 16	3586	GRAND VALLEY HIGH SCHOOL	9TH	5	1	1	19	78	104	26	25.00%
1220	GARFIELD 16	3586	GRAND VALLEY HIGH SCHOOL	10TH	1	3	1	19	67	91	24	26.37%
1220	GARFIELD 16	3586	GRAND VALLEY HIGH SCHOOL	11TH	3	1	1	16	56	77	21	27.27%
1220	GARFIELD 16	3586	GRAND VALLEY HIGH SCHOOL	12TH	2	0	0	12	59	73	14	19.18%
1220	GARFIELD 16	3586	GRAND VALLEY HIGH SCHOOL	SCHOOL T	11	5	3	66	260	345	85	24.64%
1220	GARFIELD 16	8274	L W ST JOHN MIDDLE SCHOOL	7TH	1	0	3	24	59	87	28	32.18%
1220	GARFIELD 16	8274	L W ST JOHN MIDDLE SCHOOL	8TH	4	1	1	24	66	96	30	31.25%
1220	GARFIELD 16	8274	L W ST JOHN MIDDLE SCHOOL	SCHOOL T	5	1	4	48	125	183	58	31.69%
1220	GARFIELD 16		DISTRICT TOTAL		49	14	22	365	857	1,307	450	34.43%
1330	GILPIN COUNTY RE-1	1632	GILPIN COUNTY ELEMENTARY SCHOOL	PK	0	2	1	4	31	38	7	18.42%
1330	GILPIN COUNTY RE-1	1632	GILPIN COUNTY ELEMENTARY SCHOOL	HALF DAY	0	0	1	0	7	8	1	12.50%
1330	GILPIN COUNTY RE-1	1632	GILPIN COUNTY ELEMENTARY SCHOOL	KINDERG/	0	0	0	1	20	21	1	4.76%
1330	GILPIN COUNTY RE-1	1632	GILPIN COUNTY ELEMENTARY SCHOOL	1ST	0	2	0	2	40	44	4	9.09%
1330	GILPIN COUNTY RE-1	1632	GILPIN COUNTY ELEMENTARY SCHOOL	2ND	0	0	0	1	33	34	1	2.94%
1330	GILPIN COUNTY RE-1	1632	GILPIN COUNTY ELEMENTARY SCHOOL	3RD	0	0	1	0	23	24	1	4.17%
1330	GILPIN COUNTY RE-1	1632	GILPIN COUNTY ELEMENTARY SCHOOL	4TH	0	0	0	2	20	22	2	9.09%
1330	GILPIN COUNTY RE-1	1632	GILPIN COUNTY ELEMENTARY SCHOOL	5TH	0	0	0	2	16	18	2	11.11%
1330	GILPIN COUNTY RE-1	1632	GILPIN COUNTY ELEMENTARY SCHOOL	6TH	0	0	0	1	20	21	1	4.76%
1330	GILPIN COUNTY RE-1	1632	GILPIN COUNTY ELEMENTARY SCHOOL	SCHOOL T	0	4	3	13	210	230	20	8.70%
1330	GILPIN COUNTY RE-1	1634	GILPIN COUNTY UNDIVIDED HIGH SCHOOL	7TH	0	0	1	1	26	28	2	7.14%
1330	GILPIN COUNTY RE-1	1634	GILPIN COUNTY UNDIVIDED HIGH SCHOOL	8TH	0	0	0	0	31	31	0	0.00%
1330	GILPIN COUNTY RE-1	1634	GILPIN COUNTY UNDIVIDED HIGH SCHOOL	9TH	0	0	0	3	15	18	3	16.67%
1330	GILPIN COUNTY RE-1	1634	GILPIN COUNTY UNDIVIDED HIGH SCHOOL	10TH	0	0	0	0	24	24	0	0.00%
1330	GILPIN COUNTY RE-1	1634	GILPIN COUNTY UNDIVIDED HIGH SCHOOL	11TH	0	0	0	1	16	17	1	5.88%
1330	GILPIN COUNTY RE-1	1634	GILPIN COUNTY UNDIVIDED HIGH SCHOOL	12TH	0	0	0	2	17	19	2	10.53%
1330	GILPIN COUNTY RE-1	1634	GILPIN COUNTY UNDIVIDED HIGH SCHOOL	SCHOOL T	0	0	1	7	129	137	8	5.84%
1330	GILPIN COUNTY RE-1		DISTRICT TOTAL		0	4	4	20	339	367	28	7.63%
1340	WEST GRAND 1-JT.	9416	WEST GRAND ELEMENTARY SCHOOL	KINDERG/	0	0	0	9	23	32	9	28.13%
1340	WEST GRAND 1-JT.	9416	WEST GRAND ELEMENTARY SCHOOL	1ST	0	0	0	10	30	40	10	25.00%
1340	WEST GRAND 1-JT.	9416	WEST GRAND ELEMENTARY SCHOOL	2ND	0	0	0	7	25	32	7	21.88%
1340	WEST GRAND 1-JT.	9416	WEST GRAND ELEMENTARY SCHOOL	3RD	0	0	0	12	36	48	12	25.00%
1340	WEST GRAND 1-JT.	9416	WEST GRAND ELEMENTARY SCHOOL	4TH	0	0	0	5	39	44	5	11.36%
1340	WEST GRAND 1-JT.	9416	WEST GRAND ELEMENTARY SCHOOL	5TH	0	0	0	4	30	34	4	11.76%
1340	WEST GRAND 1-JT.	9416	WEST GRAND ELEMENTARY SCHOOL	SCHOOL T	0	0	0	47	183	230	47	20.43%
1340	WEST GRAND 1-JT.	9420	WEST GRAND HIGH SCHOOL	9TH	0	1	0	2	28	31	3	9.68%
1340	WEST GRAND 1-JT.	9420	WEST GRAND HIGH SCHOOL	10TH	0	1	0	3	30	34	4	11.76%
1340	WEST GRAND 1-JT.	9420	WEST GRAND HIGH SCHOOL	11TH	0	0	0	4	31	35	4	11.43%
1340	WEST GRAND 1-JT.	9420	WEST GRAND HIGH SCHOOL	12TH	1	0	0	5	39	45	6	13.33%
1340	WEST GRAND 1-JT.	9420	WEST GRAND HIGH SCHOOL	SCHOOL T	1	2	0	14	128	145	17	11.72%
1340	WEST GRAND 1-JT.	9422	WEST GRAND MIDDLE SCHOOL	6TH	0	0	0	3	37	40	3	7.50%
1340	WEST GRAND 1-JT.	9422	WEST GRAND MIDDLE SCHOOL	7TH	0	0	0	3	29	32	3	9.38%
1340	WEST GRAND 1-JT.	9422	WEST GRAND MIDDLE SCHOOL	8TH	0	0	0	2	31	33	2	6.06%
1340	WEST GRAND 1-JT.	9422	WEST GRAND MIDDLE SCHOOL	SCHOOL T	0	0	0	8	97	105	8	7.62%
1340	WEST GRAND 1-JT.		DISTRICT TOTAL		1	2	0	69	408	480	72	15.00%
1350	EAST GRAND 2	2376	EAST GRAND MIDDLE SCHOOL	5TH	0	0	0	3	48	51	3	5.88%
1350	EAST GRAND 2	2376	EAST GRAND MIDDLE SCHOOL	6TH	0	0	0	9	82	91	9	9.89%
1350	EAST GRAND 2	2376	EAST GRAND MIDDLE SCHOOL	7TH	0	2	0	9	91	102	11	10.78%
1350	EAST GRAND 2	2376	EAST GRAND MIDDLE SCHOOL	8TH	1	0	2	9	88	100	12	12.00%
1350	EAST GRAND 2	2376	EAST GRAND MIDDLE SCHOOL	SCHOOL T	1	2	2	30	309	344	35	10.17%
1350	EAST GRAND 2	3182	FRASER VALLEY ELEMENTARY SCHOOL	KINDERG/	0	1	0	5	37	43	6	13.95%


COLORADO DEPARTMENT OF EDUCATION
FALL 2007 PUPIL MEMBERSHIP BY DISTRICT, SCHOOL, GRADE, RACE/ETHNICITY, AND GENDER

District Code	DISTRICT	School Code	SCHOOL	GRADE	AMERICAN INDIAN OR ALASKAN NATIVE	ASIAN OR PACIFIC ISLANDER	BLACK (NOT HISPANIC)	HISPANIC	WHITE (NOT HISPANIC)	Total	Total	
											Minority	% Minority
1350	EAST GRAND 2	3182	FRASER VALLEY ELEMENTARY SCHOOL	1ST	0	0	0	2	44	46	2	4.35%
1350	EAST GRAND 2	3182	FRASER VALLEY ELEMENTARY SCHOOL	2ND	0	0	1	3	40	44	4	9.09%
1350	EAST GRAND 2	3182	FRASER VALLEY ELEMENTARY SCHOOL	3RD	0	0	0	3	32	35	3	8.57%
1350	EAST GRAND 2	3182	FRASER VALLEY ELEMENTARY SCHOOL	4TH	0	1	0	4	34	39	5	12.82%
1350	EAST GRAND 2	3182	FRASER VALLEY ELEMENTARY SCHOOL	5TH	0	0	0	1	29	30	1	3.33%
1350	EAST GRAND 2	3182	FRASER VALLEY ELEMENTARY SCHOOL	SCHOOL T	0	2	1	18	216	237	21	8.86%
1350	EAST GRAND 2	3556	GRANBY ELEMENTARY SCHOOL	PK	0	0	0	6	41	47	6	12.77%
1350	EAST GRAND 2	3556	GRANBY ELEMENTARY SCHOOL	KINDERG/	0	1	0	8	45	54	9	16.67%
1350	EAST GRAND 2	3556	GRANBY ELEMENTARY SCHOOL	1ST	1	1	0	11	40	53	13	24.53%
1350	EAST GRAND 2	3556	GRANBY ELEMENTARY SCHOOL	2ND	0	0	0	5	56	61	5	8.20%
1350	EAST GRAND 2	3556	GRANBY ELEMENTARY SCHOOL	3RD	2	0	0	3	43	48	5	10.42%
1350	EAST GRAND 2	3556	GRANBY ELEMENTARY SCHOOL	4TH	0	0	0	9	39	48	9	18.75%
1350	EAST GRAND 2	3556	GRANBY ELEMENTARY SCHOOL	SCHOOL T	3	2	0	42	264	311	47	15.11%
1350	EAST GRAND 2	3572	GRAND LAKE ELEMENTARY SCHOOL	KINDERG/	0	0	1	1	12	14	2	14.29%
1350	EAST GRAND 2	3572	GRAND LAKE ELEMENTARY SCHOOL	1ST	0	0	0	0	13	13	0	0.00%
1350	EAST GRAND 2	3572	GRAND LAKE ELEMENTARY SCHOOL	2ND	0	0	0	0	8	8	0	0.00%
1350	EAST GRAND 2	3572	GRAND LAKE ELEMENTARY SCHOOL	3RD	0	0	0	0	11	11	0	0.00%
1350	EAST GRAND 2	3572	GRAND LAKE ELEMENTARY SCHOOL	4TH	0	1	0	0	14	15	1	6.67%
1350	EAST GRAND 2	3572	GRAND LAKE ELEMENTARY SCHOOL	SCHOOL T	0	1	1	1	58	61	3	4.92%
1350	EAST GRAND 2	4277	INDIAN PEAKS CHARTER SCHOOL	KINDERG/	0	0	0	0	5	5	0	0.00%
1350	EAST GRAND 2	4277	INDIAN PEAKS CHARTER SCHOOL	1ST	1	0	0	0	3	4	1	25.00%
1350	EAST GRAND 2	4277	INDIAN PEAKS CHARTER SCHOOL	2ND	0	0	0	0	4	4	0	0.00%
1350	EAST GRAND 2	4277	INDIAN PEAKS CHARTER SCHOOL	3RD	0	0	0	0	2	2	0	0.00%
1350	EAST GRAND 2	4277	INDIAN PEAKS CHARTER SCHOOL	4TH	0	0	0	0	7	7	0	0.00%
1350	EAST GRAND 2	4277	INDIAN PEAKS CHARTER SCHOOL	5TH	0	0	0	0	3	3	0	0.00%
1350	EAST GRAND 2	4277	INDIAN PEAKS CHARTER SCHOOL	6TH	0	0	0	0	3	3	0	0.00%
1350	EAST GRAND 2	4277	INDIAN PEAKS CHARTER SCHOOL	7TH	0	0	0	0	5	5	0	0.00%
1350	EAST GRAND 2	4277	INDIAN PEAKS CHARTER SCHOOL	8TH	1	0	0	0	5	6	1	16.67%
1350	EAST GRAND 2	4277	INDIAN PEAKS CHARTER SCHOOL	SCHOOL T	2	0	0	0	37	39	2	5.13%
1350	EAST GRAND 2	5864	MIDDLE PARK HIGH SCHOOL	9TH	1	3	0	12	81	97	16	16.49%
1350	EAST GRAND 2	5864	MIDDLE PARK HIGH SCHOOL	10TH	1	1	0	16	100	118	18	15.25%
1350	EAST GRAND 2	5864	MIDDLE PARK HIGH SCHOOL	11TH	1	1	1	7	109	119	10	8.40%
1350	EAST GRAND 2	5864	MIDDLE PARK HIGH SCHOOL	12TH	1	0	0	6	82	89	7	7.87%
1350	EAST GRAND 2	5864	MIDDLE PARK HIGH SCHOOL	SCHOOL T	4	5	1	41	372	423	51	12.06%
1350	EAST GRAND 2		DISTRICT TOTAL		10	12	5	132	1,256	1,415	159	11.24%
1360	GUNNISON WATERSHED RE1J	2006	CRESTED BUTTE COMMUNITY SCHOOL	HALF DAY	0	0	0	3	47	50	3	6.00%
1360	GUNNISON WATERSHED RE1J	2006	CRESTED BUTTE COMMUNITY SCHOOL	1ST	2	0	0	2	54	58	4	6.90%
1360	GUNNISON WATERSHED RE1J	2006	CRESTED BUTTE COMMUNITY SCHOOL	2ND	0	0	0	1	33	34	1	2.94%
1360	GUNNISON WATERSHED RE1J	2006	CRESTED BUTTE COMMUNITY SCHOOL	3RD	1	2	0	1	40	44	4	9.09%
1360	GUNNISON WATERSHED RE1J	2006	CRESTED BUTTE COMMUNITY SCHOOL	4TH	0	0	0	0	44	44	0	0.00%
1360	GUNNISON WATERSHED RE1J	2006	CRESTED BUTTE COMMUNITY SCHOOL	5TH	1	2	0	2	32	37	5	13.51%
1360	GUNNISON WATERSHED RE1J	2006	CRESTED BUTTE COMMUNITY SCHOOL	6TH	2	1	0	2	42	47	5	10.64%
1360	GUNNISON WATERSHED RE1J	2006	CRESTED BUTTE COMMUNITY SCHOOL	7TH	0	0	0	1	30	31	1	3.23%
1360	GUNNISON WATERSHED RE1J	2006	CRESTED BUTTE COMMUNITY SCHOOL	8TH	1	0	0	2	30	33	3	9.09%
1360	GUNNISON WATERSHED RE1J	2006	CRESTED BUTTE COMMUNITY SCHOOL	9TH	0	2	0	1	30	33	3	9.09%
1360	GUNNISON WATERSHED RE1J	2006	CRESTED BUTTE COMMUNITY SCHOOL	10TH	0	0	0	3	24	27	3	11.11%
1360	GUNNISON WATERSHED RE1J	2006	CRESTED BUTTE COMMUNITY SCHOOL	11TH	0	0	1	0	23	24	1	4.17%
1360	GUNNISON WATERSHED RE1J	2006	CRESTED BUTTE COMMUNITY SCHOOL	12TH	0	0	0	1	20	21	1	4.76%
1360	GUNNISON WATERSHED RE1J	2006	CRESTED BUTTE COMMUNITY SCHOOL	SCHOOL T	7	7	1	19	449	483	34	7.04%
1360	GUNNISON WATERSHED RE1J	3690	GUNNISON ELEMENTARY SCHOOL	HALF DAY	0	1	2	5	73	81	8	9.88%
1360	GUNNISON WATERSHED RE1J	3690	GUNNISON ELEMENTARY SCHOOL	KINDERG/	0	0	0	12	8	20	12	60.00%
1360	GUNNISON WATERSHED RE1J	3690	GUNNISON ELEMENTARY SCHOOL	1ST	2	0	4	23	65	94	29	30.85%
1360	GUNNISON WATERSHED RE1J	3690	GUNNISON ELEMENTARY SCHOOL	2ND	0	0	3	13	86	102	16	15.69%
1360	GUNNISON WATERSHED RE1J	3690	GUNNISON ELEMENTARY SCHOOL	3RD	0	0	0	19	73	92	19	20.65%
1360	GUNNISON WATERSHED RE1J	3690	GUNNISON ELEMENTARY SCHOOL	4TH	2	0	1	16	55	74	19	25.68%
1360	GUNNISON WATERSHED RE1J	3690	GUNNISON ELEMENTARY SCHOOL	5TH	0	0	2	14	63	79	16	20.25%
1360	GUNNISON WATERSHED RE1J	3690	GUNNISON ELEMENTARY SCHOOL	SCHOOL T	4	1	12	102	423	542	119	21.96%
1360	GUNNISON WATERSHED RE1J	3694	GUNNISON HIGH SCHOOL	9TH	0	1	0	17	72	90	18	20.00%
1360	GUNNISON WATERSHED RE1J	3694	GUNNISON HIGH SCHOOL	10TH	2	2	1	11	70	86	16	18.60%
1360	GUNNISON WATERSHED RE1J	3694	GUNNISON HIGH SCHOOL	11TH	2	2	0	7	71	82	11	13.41%
1360	GUNNISON WATERSHED RE1J	3694	GUNNISON HIGH SCHOOL	12TH	0	1	0	7	63	71	8	11.27%
1360	GUNNISON WATERSHED RE1J	3694	GUNNISON HIGH SCHOOL	SCHOOL T	4	6	1	42	276	329	53	16.11%
1360	GUNNISON WATERSHED RE1J	3697	GUNNISON MIDDLE SCHOOL	6TH	2	1	0	22	75	100	25	25.00%



COLORADO DEPARTMENT OF EDUCATION
FALL 2007 PUPIL MEMBERSHIP BY DISTRICT, SCHOOL, GRADE, RACE/ETHNICITY, AND GENDER

District Code	DISTRICT	School Code	SCHOOL	GRADE	AMERICAN	ASIAN OR	BLACK (NOT	WHITE (NOT		Total	Total	
					INDIAN OR ALASKAN NATIVE	PACIFIC ISLANDER	HISPANIC)	HISPANIC	HISPANIC)		Minority	% Minority
1360	GUNNISON WATERSHED RE1J	3697	GUNNISON MIDDLE SCHOOL	7TH	0	2	1	8	64	75	11	14.67%
1360	GUNNISON WATERSHED RE1J	3697	GUNNISON MIDDLE SCHOOL	8TH	3	1	1	12	73	90	17	18.89%
1360	GUNNISON WATERSHED RE1J	3697	GUNNISON MIDDLE SCHOOL	SCHOOL T	5	4	2	42	212	265	53	20.00%
1360	GUNNISON WATERSHED RE1J	3701	GUNNISON VALLEY SCHOOL	9TH	0	0	0	0	5	5	0	0.00%
1360	GUNNISON WATERSHED RE1J	3701	GUNNISON VALLEY SCHOOL	10TH	1	0	0	0	3	4	1	25.00%
1360	GUNNISON WATERSHED RE1J	3701	GUNNISON VALLEY SCHOOL	11TH	0	0	0	1	7	8	1	12.50%
1360	GUNNISON WATERSHED RE1J	3701	GUNNISON VALLEY SCHOOL	12TH	0	0	0	1	9	10	1	10.00%
1360	GUNNISON WATERSHED RE1J	3701	GUNNISON VALLEY SCHOOL	SCHOOL T	1	0	0	2	24	27	3	11.11%
1360	GUNNISON WATERSHED RE1J	3702	GUNNISON PRESCHOOL	PK	0	1	1	18	67	87	20	22.99%
1360	GUNNISON WATERSHED RE1J	3702	GUNNISON PRESCHOOL	SCHOOL T	0	1	1	18	67	87	20	22.99%
1360	GUNNISON WATERSHED RE1J	5577	MARBLE CHARTER SCHOOL	HALF DAY	0	0	0	0	4	4	0	0.00%
1360	GUNNISON WATERSHED RE1J	5577	MARBLE CHARTER SCHOOL	1ST	0	0	0	1	3	4	1	25.00%
1360	GUNNISON WATERSHED RE1J	5577	MARBLE CHARTER SCHOOL	2ND	0	0	0	0	2	2	0	0.00%
1360	GUNNISON WATERSHED RE1J	5577	MARBLE CHARTER SCHOOL	3RD	1	0	0	0	2	3	1	33.33%
1360	GUNNISON WATERSHED RE1J	5577	MARBLE CHARTER SCHOOL	4TH	0	0	0	0	2	2	0	0.00%
1360	GUNNISON WATERSHED RE1J	5577	MARBLE CHARTER SCHOOL	5TH	0	0	0	0	4	4	0	0.00%
1360	GUNNISON WATERSHED RE1J	5577	MARBLE CHARTER SCHOOL	6TH	0	0	0	0	3	3	0	0.00%
1360	GUNNISON WATERSHED RE1J	5577	MARBLE CHARTER SCHOOL	7TH	0	0	0	0	1	1	0	0.00%
1360	GUNNISON WATERSHED RE1J	5577	MARBLE CHARTER SCHOOL	8TH	0	0	0	0	2	2	0	0.00%
1360	GUNNISON WATERSHED RE1J	5577	MARBLE CHARTER SCHOOL	10TH	0	0	0	0	1	1	0	0.00%
1360	GUNNISON WATERSHED RE1J	5577	MARBLE CHARTER SCHOOL	SCHOOL T	1	0	0	1	24	26	2	7.69%
1360	GUNNISON WATERSHED RE1J		DISTRICT TOTAL		22	19	17	226	1,475	1,759	284	16.15%
1380	HINSDALE COUNTY RE 1	4899	LAKE CITY COMMUNITY SCHOOL	PK	0	0	1	0	11	12	1	8.33%
1380	HINSDALE COUNTY RE 1	4899	LAKE CITY COMMUNITY SCHOOL	HALF DAY	0	0	0	0	7	7	0	0.00%
1380	HINSDALE COUNTY RE 1	4899	LAKE CITY COMMUNITY SCHOOL	1ST	1	1	1	0	5	8	3	37.50%
1380	HINSDALE COUNTY RE 1	4899	LAKE CITY COMMUNITY SCHOOL	2ND	0	1	1	0	6	8	2	25.00%
1380	HINSDALE COUNTY RE 1	4899	LAKE CITY COMMUNITY SCHOOL	3RD	0	0	0	0	10	10	0	0.00%
1380	HINSDALE COUNTY RE 1	4899	LAKE CITY COMMUNITY SCHOOL	4TH	1	0	0	0	11	12	1	8.33%
1380	HINSDALE COUNTY RE 1	4899	LAKE CITY COMMUNITY SCHOOL	5TH	0	0	0	0	3	3	0	0.00%
1380	HINSDALE COUNTY RE 1	4899	LAKE CITY COMMUNITY SCHOOL	6TH	1	0	1	1	6	9	3	33.33%
1380	HINSDALE COUNTY RE 1	4899	LAKE CITY COMMUNITY SCHOOL	7TH	0	0	0	1	3	4	1	25.00%
1380	HINSDALE COUNTY RE 1	4899	LAKE CITY COMMUNITY SCHOOL	8TH	0	0	1	0	6	7	1	14.29%
1380	HINSDALE COUNTY RE 1	4899	LAKE CITY COMMUNITY SCHOOL	9TH	0	0	0	0	8	8	0	0.00%
1380	HINSDALE COUNTY RE 1	4899	LAKE CITY COMMUNITY SCHOOL	10TH	0	0	0	0	3	3	0	0.00%
1380	HINSDALE COUNTY RE 1	4899	LAKE CITY COMMUNITY SCHOOL	11TH	0	0	1	0	0	1	1	100.00%
1380	HINSDALE COUNTY RE 1	4899	LAKE CITY COMMUNITY SCHOOL	12TH	0	0	0	0	4	4	0	0.00%
1380	HINSDALE COUNTY RE 1	4899	LAKE CITY COMMUNITY SCHOOL	SCHOOL T	3	2	6	2	83	96	13	13.54%
1380	HINSDALE COUNTY RE 1		DISTRICT TOTAL		3	2	6	2	83	96	13	13.54%
1390	HUERFANO RE-1	0063	PEAKVIEW SCHOOL	PK	2	1	0	25	8	36	28	77.78%
1390	HUERFANO RE-1	0063	PEAKVIEW SCHOOL	HALF DAY	3	0	0	29	12	44	32	72.73%
1390	HUERFANO RE-1	0063	PEAKVIEW SCHOOL	1ST	2	1	2	27	12	44	32	72.73%
1390	HUERFANO RE-1	0063	PEAKVIEW SCHOOL	2ND	3	0	2	20	16	41	25	60.98%
1390	HUERFANO RE-1	0063	PEAKVIEW SCHOOL	3RD	5	0	3	28	10	46	36	78.26%
1390	HUERFANO RE-1	0063	PEAKVIEW SCHOOL	SCHOOL T	15	2	7	129	58	211	153	72.51%
1390	HUERFANO RE-1	0211	WASHINGTON INTERMEDIATE SCHOOL	4TH	1	1	1	23	10	36	26	72.22%
1390	HUERFANO RE-1	0211	WASHINGTON INTERMEDIATE SCHOOL	5TH	1	0	1	21	14	37	23	62.16%
1390	HUERFANO RE-1	0211	WASHINGTON INTERMEDIATE SCHOOL	6TH	0	0	0	31	16	47	31	65.96%
1390	HUERFANO RE-1	0211	WASHINGTON INTERMEDIATE SCHOOL	SCHOOL T	2	1	2	75	40	120	80	66.67%
1390	HUERFANO RE-1	3306	GARDNER ELEMENTARY SCHOOL	PK	0	0	0	5	3	8	5	62.50%
1390	HUERFANO RE-1	3306	GARDNER ELEMENTARY SCHOOL	HALF DAY	0	0	0	1	3	4	1	25.00%
1390	HUERFANO RE-1	3306	GARDNER ELEMENTARY SCHOOL	1ST	0	0	0	6	1	7	6	85.71%
1390	HUERFANO RE-1	3306	GARDNER ELEMENTARY SCHOOL	2ND	0	0	0	2	1	3	2	66.67%
1390	HUERFANO RE-1	3306	GARDNER ELEMENTARY SCHOOL	3RD	0	0	0	7	6	13	7	53.85%
1390	HUERFANO RE-1	3306	GARDNER ELEMENTARY SCHOOL	4TH	0	0	0	3	2	5	3	60.00%
1390	HUERFANO RE-1	3306	GARDNER ELEMENTARY SCHOOL	5TH	0	0	0	1	2	3	1	33.33%
1390	HUERFANO RE-1	3306	GARDNER ELEMENTARY SCHOOL	6TH	0	1	0	2	5	8	3	37.50%
1390	HUERFANO RE-1	3306	GARDNER ELEMENTARY SCHOOL	7TH	0	1	0	4	6	11	5	45.45%
1390	HUERFANO RE-1	3306	GARDNER ELEMENTARY SCHOOL	8TH	0	0	0	2	6	8	2	25.00%
1390	HUERFANO RE-1	3306	GARDNER ELEMENTARY SCHOOL	SCHOOL T	0	2	0	33	35	70	35	50.00%
1390	HUERFANO RE-1	4161	HUERFANO COUNTY OPPORTUNITY AND ENRICHMENT SCHOOL	7TH	0	0	0	3	1	4	3	75.00%
1390	HUERFANO RE-1	4161	HUERFANO COUNTY OPPORTUNITY AND ENRICHMENT SCHOOL	8TH	0	0	0	2	0	2	2	100.00%
1390	HUERFANO RE-1	4161	HUERFANO COUNTY OPPORTUNITY AND ENRICHMENT SCHOOL	9TH	0	0	0	12	4	16	12	75.00%
1390	HUERFANO RE-1	4161	HUERFANO COUNTY OPPORTUNITY AND ENRICHMENT SCHOOL	10TH	0	0	0	8	3	11	8	72.73%



COLORADO DEPARTMENT OF EDUCATION
FALL 2007 PUPIL MEMBERSHIP BY DISTRICT, SCHOOL, GRADE, RACE/ETHNICITY, AND GENDER

District Code	DISTRICT	School Code	SCHOOL	GRADE	AMERICAN	ASIAN OR	BLACK (NOT	WHITE (NOT		Total	Total	
					INDIAN OR ALASKAN NATIVE	PACIFIC ISLANDER	HISPANIC)	HISPANIC	HISPANIC)		Minority	% Minority
1390	HUERFANO RE-1	4161	HUERFANO COUNTY OPPORTUNITY AND ENRICHMENT SCHOOL	11TH	0	0	0	6	3	9	6	66.67%
1390	HUERFANO RE-1	4161	HUERFANO COUNTY OPPORTUNITY AND ENRICHMENT SCHOOL	SCHOOL T	0	0	0	31	11	42	31	73.81%
1390	HUERFANO RE-1	9212	JOHN MALL JUNIOR-SENIOR HIGH SCHOOL	7TH	0	0	1	29	15	45	30	66.67%
1390	HUERFANO RE-1	9212	JOHN MALL JUNIOR-SENIOR HIGH SCHOOL	8TH	0	0	1	30	14	45	31	68.89%
1390	HUERFANO RE-1	9212	JOHN MALL JUNIOR-SENIOR HIGH SCHOOL	9TH	0	0	1	48	19	68	49	72.06%
1390	HUERFANO RE-1	9212	JOHN MALL JUNIOR-SENIOR HIGH SCHOOL	10TH	0	0	0	27	11	38	27	71.05%
1390	HUERFANO RE-1	9212	JOHN MALL JUNIOR-SENIOR HIGH SCHOOL	11TH	0	0	0	14	14	28	14	50.00%
1390	HUERFANO RE-1	9212	JOHN MALL JUNIOR-SENIOR HIGH SCHOOL	12TH	0	1	0	21	13	35	22	62.86%
1390	HUERFANO RE-1	9212	JOHN MALL JUNIOR-SENIOR HIGH SCHOOL	SCHOOL T	0	1	3	169	86	259	173	66.80%
1390	HUERFANO RE-1		DISTRICT TOTAL		17	6	12	437	230	702	472	67.24%
1400	LA VETA RE-2	4860	LA VETA ELEMENTARY SCHOOL	PK	0	0	0	6	12	18	6	33.33%
1400	LA VETA RE-2	4860	LA VETA ELEMENTARY SCHOOL	HALF DAY	0	0	0	4	13	17	4	23.53%
1400	LA VETA RE-2	4860	LA VETA ELEMENTARY SCHOOL	1ST	0	0	0	2	12	14	2	14.29%
1400	LA VETA RE-2	4860	LA VETA ELEMENTARY SCHOOL	2ND	0	0	0	2	11	13	2	15.38%
1400	LA VETA RE-2	4860	LA VETA ELEMENTARY SCHOOL	3RD	0	0	0	3	11	14	3	21.43%
1400	LA VETA RE-2	4860	LA VETA ELEMENTARY SCHOOL	4TH	0	1	0	3	14	18	4	22.22%
1400	LA VETA RE-2	4860	LA VETA ELEMENTARY SCHOOL	5TH	2	1	0	2	17	22	5	22.73%
1400	LA VETA RE-2	4860	LA VETA ELEMENTARY SCHOOL	6TH	0	0	0	6	16	22	6	27.27%
1400	LA VETA RE-2	4860	LA VETA ELEMENTARY SCHOOL	SCHOOL T	2	2	0	28	106	138	32	23.19%
1400	LA VETA RE-2	4864	LA VETA JUNIOR-SENIOR HIGH SCHOOL	7TH	2	0	0	4	15	21	6	28.57%
1400	LA VETA RE-2	4864	LA VETA JUNIOR-SENIOR HIGH SCHOOL	8TH	0	0	0	5	24	29	5	17.24%
1400	LA VETA RE-2	4864	LA VETA JUNIOR-SENIOR HIGH SCHOOL	9TH	0	0	0	4	24	28	4	14.29%
1400	LA VETA RE-2	4864	LA VETA JUNIOR-SENIOR HIGH SCHOOL	10TH	0	1	0	4	21	26	5	19.23%
1400	LA VETA RE-2	4864	LA VETA JUNIOR-SENIOR HIGH SCHOOL	11TH	0	0	0	2	19	21	2	9.52%
1400	LA VETA RE-2	4864	LA VETA JUNIOR-SENIOR HIGH SCHOOL	12TH	0	0	0	4	22	26	4	15.38%
1400	LA VETA RE-2	4864	LA VETA JUNIOR-SENIOR HIGH SCHOOL	SCHOOL T	2	1	0	23	125	151	26	17.22%
1400	LA VETA RE-2		DISTRICT TOTAL		4	3	0	51	231	289	58	20.07%
1410	NORTH PARK R-1	6358	NORTH PARK JUNIOR-SENIOR HIGH SCHOOL	6TH	0	0	0	2	11	13	2	15.38%
1410	NORTH PARK R-1	6358	NORTH PARK JUNIOR-SENIOR HIGH SCHOOL	7TH	0	0	0	1	12	13	1	7.69%
1410	NORTH PARK R-1	6358	NORTH PARK JUNIOR-SENIOR HIGH SCHOOL	8TH	0	0	0	6	12	18	6	33.33%
1410	NORTH PARK R-1	6358	NORTH PARK JUNIOR-SENIOR HIGH SCHOOL	9TH	0	0	0	1	10	11	1	9.09%
1410	NORTH PARK R-1	6358	NORTH PARK JUNIOR-SENIOR HIGH SCHOOL	10TH	0	0	0	2	16	18	2	11.11%
1410	NORTH PARK R-1	6358	NORTH PARK JUNIOR-SENIOR HIGH SCHOOL	11TH	0	0	0	0	9	9	0	0.00%
1410	NORTH PARK R-1	6358	NORTH PARK JUNIOR-SENIOR HIGH SCHOOL	12TH	1	0	0	3	17	21	4	19.05%
1410	NORTH PARK R-1	6358	NORTH PARK JUNIOR-SENIOR HIGH SCHOOL	SCHOOL T	1	0	0	15	87	103	16	15.53%
1410	NORTH PARK R-1	9198	WALDEN ELEMENTARY SCHOOL	PK	0	0	0	5	27	32	5	15.63%
1410	NORTH PARK R-1	9198	WALDEN ELEMENTARY SCHOOL	KINDERG/	0	0	0	3	15	18	3	16.67%
1410	NORTH PARK R-1	9198	WALDEN ELEMENTARY SCHOOL	1ST	0	0	0	1	9	10	1	10.00%
1410	NORTH PARK R-1	9198	WALDEN ELEMENTARY SCHOOL	2ND	0	0	0	2	9	11	2	18.18%
1410	NORTH PARK R-1	9198	WALDEN ELEMENTARY SCHOOL	3RD	0	0	1	4	10	15	5	33.33%
1410	NORTH PARK R-1	9198	WALDEN ELEMENTARY SCHOOL	4TH	0	0	0	1	18	19	1	5.26%
1410	NORTH PARK R-1	9198	WALDEN ELEMENTARY SCHOOL	5TH	0	0	0	3	7	10	3	30.00%
1410	NORTH PARK R-1	9198	WALDEN ELEMENTARY SCHOOL	SCHOOL T	0	0	1	19	95	115	20	17.39%
1410	NORTH PARK R-1		DISTRICT TOTAL		1	0	1	34	182	218	36	16.51%
1420	JEFFERSON COUNTY R-1	0000	NOT IN A SCHOOL	PK	0	0	0	6	2	8	6	75.00%
1420	JEFFERSON COUNTY R-1	0000	NOT IN A SCHOOL	9TH	0	0	0	0	1	1	0	0.00%
1420	JEFFERSON COUNTY R-1	0000	NOT IN A SCHOOL	10TH	0	0	0	0	2	2	0	0.00%
1420	JEFFERSON COUNTY R-1	0000	NOT IN A SCHOOL	11TH	0	0	1	0	0	1	1	100.00%
1420	JEFFERSON COUNTY R-1	0000	NOT IN A SCHOOL	12TH	0	0	0	2	2	2	0	0.00%
1420	JEFFERSON COUNTY R-1	0000	NOT IN A SCHOOL	SCHOOL T	0	0	1	6	7	14	7	50.00%
1420	JEFFERSON COUNTY R-1	0030	ADAMS ELEMENTARY SCHOOL	PK	2	14	7	13	86	122	36	29.51%
1420	JEFFERSON COUNTY R-1	0030	ADAMS ELEMENTARY SCHOOL	HALF DAY	0	3	1	10	24	38	14	36.84%
1420	JEFFERSON COUNTY R-1	0030	ADAMS ELEMENTARY SCHOOL	KINDERG/	1	3	1	2	14	21	7	33.33%
1420	JEFFERSON COUNTY R-1	0030	ADAMS ELEMENTARY SCHOOL	1ST	0	9	0	7	42	58	16	27.59%
1420	JEFFERSON COUNTY R-1	0030	ADAMS ELEMENTARY SCHOOL	2ND	1	9	2	5	46	63	17	26.98%
1420	JEFFERSON COUNTY R-1	0030	ADAMS ELEMENTARY SCHOOL	3RD	3	3	3	10	31	50	19	38.00%
1420	JEFFERSON COUNTY R-1	0030	ADAMS ELEMENTARY SCHOOL	4TH	0	4	1	6	36	47	11	23.40%
1420	JEFFERSON COUNTY R-1	0030	ADAMS ELEMENTARY SCHOOL	5TH	0	5	1	12	25	43	18	41.86%
1420	JEFFERSON COUNTY R-1	0030	ADAMS ELEMENTARY SCHOOL	6TH	1	4	1	8	25	39	14	35.90%
1420	JEFFERSON COUNTY R-1	0030	ADAMS ELEMENTARY SCHOOL	SCHOOL T	8	54	17	73	329	481	152	31.60%
1420	JEFFERSON COUNTY R-1	0033	MC LAIN HIGH SCHOOL	9TH	0	1	0	1	1	3	2	66.67%
1420	JEFFERSON COUNTY R-1	0033	MC LAIN HIGH SCHOOL	10TH	3	0	2	17	31	53	22	41.51%
1420	JEFFERSON COUNTY R-1	0033	MC LAIN HIGH SCHOOL	11TH	4	1	2	31	94	132	38	28.79%

COLORADO DEPARTMENT OF EDUCATION
FALL 2007 PUPIL MEMBERSHIP BY DISTRICT, SCHOOL, GRADE, RACE/ETHNICITY, AND GENDER

District Code	DISTRICT	School Code	SCHOOL	GRADE	AMERICAN INDIAN OR ALASKAN NATIVE	ASIAN OR PACIFIC ISLANDER	BLACK (NOT HISPANIC)	HISPANIC	WHITE (NOT HISPANIC)	Total	Total	
											Minority	% Minority
1420	JEFFERSON COUNTY R-1	0033	MC LAIN HIGH SCHOOL	12TH	5	2	8	58	214	287	73	25.44%
1420	JEFFERSON COUNTY R-1	0033	MC LAIN HIGH SCHOOL	SCHOOL T	12	4	12	107	340	475	135	28.42%
1420	JEFFERSON COUNTY R-1	0034	MC LAIN COMMUNITY HIGH SCHOOL	12TH	9	4	11	53	128	205	77	37.56%
1420	JEFFERSON COUNTY R-1	0034	MC LAIN COMMUNITY HIGH SCHOOL	SCHOOL T	9	4	11	53	128	205	77	37.56%
1420	JEFFERSON COUNTY R-1	0108	ALAMEDA HIGH SCHOOL	9TH	3	13	3	155	55	229	174	75.98%
1420	JEFFERSON COUNTY R-1	0108	ALAMEDA HIGH SCHOOL	10TH	4	16	6	142	63	231	168	72.73%
1420	JEFFERSON COUNTY R-1	0108	ALAMEDA HIGH SCHOOL	11TH	3	12	6	119	76	216	140	64.81%
1420	JEFFERSON COUNTY R-1	0108	ALAMEDA HIGH SCHOOL	12TH	5	14	7	89	71	186	115	61.83%
1420	JEFFERSON COUNTY R-1	0108	ALAMEDA HIGH SCHOOL	SCHOOL T	15	55	22	505	265	862	597	69.26%
1420	JEFFERSON COUNTY R-1	0148	ALLENDALE ELEMENTARY SCHOOL	HALF DAY	0	0	0	2	12	14	2	14.29%
1420	JEFFERSON COUNTY R-1	0148	ALLENDALE ELEMENTARY SCHOOL	KINDERG/	1	0	0	5	14	20	6	30.00%
1420	JEFFERSON COUNTY R-1	0148	ALLENDALE ELEMENTARY SCHOOL	1ST	0	1	1	8	21	31	10	32.26%
1420	JEFFERSON COUNTY R-1	0148	ALLENDALE ELEMENTARY SCHOOL	2ND	0	1	2	13	17	33	16	48.48%
1420	JEFFERSON COUNTY R-1	0148	ALLENDALE ELEMENTARY SCHOOL	3RD	1	1	3	11	18	34	16	47.06%
1420	JEFFERSON COUNTY R-1	0148	ALLENDALE ELEMENTARY SCHOOL	4TH	1	0	3	13	19	36	17	47.22%
1420	JEFFERSON COUNTY R-1	0148	ALLENDALE ELEMENTARY SCHOOL	5TH	0	0	3	15	25	43	18	41.86%
1420	JEFFERSON COUNTY R-1	0148	ALLENDALE ELEMENTARY SCHOOL	6TH	0	0	0	10	26	36	10	27.78%
1420	JEFFERSON COUNTY R-1	0148	ALLENDALE ELEMENTARY SCHOOL	SCHOOL T	3	3	12	77	152	247	95	38.46%
1420	JEFFERSON COUNTY R-1	0366	ARVADA MIDDLE SCHOOL	7TH	1	4	10	48	78	141	63	44.68%
1420	JEFFERSON COUNTY R-1	0366	ARVADA MIDDLE SCHOOL	8TH	5	2	5	42	78	132	54	40.91%
1420	JEFFERSON COUNTY R-1	0366	ARVADA MIDDLE SCHOOL	SCHOOL T	6	6	15	90	156	273	117	42.86%
1420	JEFFERSON COUNTY R-1	0370	ARVADA HIGH SCHOOL	9TH	4	16	8	119	175	322	147	45.65%
1420	JEFFERSON COUNTY R-1	0370	ARVADA HIGH SCHOOL	10TH	9	17	20	145	208	399	191	47.87%
1420	JEFFERSON COUNTY R-1	0370	ARVADA HIGH SCHOOL	11TH	4	27	13	104	196	344	148	43.02%
1420	JEFFERSON COUNTY R-1	0370	ARVADA HIGH SCHOOL	12TH	4	12	6	65	212	299	87	29.10%
1420	JEFFERSON COUNTY R-1	0370	ARVADA HIGH SCHOOL	SCHOOL T	21	72	47	433	791	1,364	573	42.01%
1420	JEFFERSON COUNTY R-1	0378	ARVADA WEST HIGH SCHOOL	9TH	4	5	9	51	356	425	69	16.24%
1420	JEFFERSON COUNTY R-1	0378	ARVADA WEST HIGH SCHOOL	10TH	1	6	5	60	369	441	72	16.33%
1420	JEFFERSON COUNTY R-1	0378	ARVADA WEST HIGH SCHOOL	11TH	5	1	6	45	363	420	57	13.57%
1420	JEFFERSON COUNTY R-1	0378	ARVADA WEST HIGH SCHOOL	12TH	1	7	6	34	330	378	48	12.70%
1420	JEFFERSON COUNTY R-1	0378	ARVADA WEST HIGH SCHOOL	SCHOOL T	11	19	26	190	1,418	1,664	246	14.78%
1420	JEFFERSON COUNTY R-1	0660	BEAR CREEK ELEMENTARY SCHOOL	HALF DAY	1	11	4	19	65	100	35	35.00%
1420	JEFFERSON COUNTY R-1	0660	BEAR CREEK ELEMENTARY SCHOOL	1ST	3	8	1	33	74	119	45	37.82%
1420	JEFFERSON COUNTY R-1	0660	BEAR CREEK ELEMENTARY SCHOOL	2ND	2	8	3	27	97	137	40	29.20%
1420	JEFFERSON COUNTY R-1	0660	BEAR CREEK ELEMENTARY SCHOOL	3RD	1	18	5	45	69	138	69	50.00%
1420	JEFFERSON COUNTY R-1	0660	BEAR CREEK ELEMENTARY SCHOOL	4TH	2	14	1	33	77	127	50	39.37%
1420	JEFFERSON COUNTY R-1	0660	BEAR CREEK ELEMENTARY SCHOOL	5TH	3	14	5	36	74	132	58	43.94%
1420	JEFFERSON COUNTY R-1	0660	BEAR CREEK ELEMENTARY SCHOOL	6TH	2	12	8	29	85	136	51	37.50%
1420	JEFFERSON COUNTY R-1	0660	BEAR CREEK ELEMENTARY SCHOOL	7TH	2	10	0	24	75	111	36	32.43%
1420	JEFFERSON COUNTY R-1	0660	BEAR CREEK ELEMENTARY SCHOOL	8TH	5	7	2	27	55	96	41	42.71%
1420	JEFFERSON COUNTY R-1	0660	BEAR CREEK ELEMENTARY SCHOOL	SCHOOL T	21	102	29	273	671	1,096	425	38.78%
1420	JEFFERSON COUNTY R-1	0664	BEAR CREEK HIGH SCHOOL	9TH	11	12	8	117	328	476	148	31.09%
1420	JEFFERSON COUNTY R-1	0664	BEAR CREEK HIGH SCHOOL	10TH	3	20	16	127	327	493	166	33.67%
1420	JEFFERSON COUNTY R-1	0664	BEAR CREEK HIGH SCHOOL	11TH	4	30	13	91	313	451	138	30.60%
1420	JEFFERSON COUNTY R-1	0664	BEAR CREEK HIGH SCHOOL	12TH	5	33	7	78	311	434	123	28.34%
1420	JEFFERSON COUNTY R-1	0664	BEAR CREEK HIGH SCHOOL	SCHOOL T	23	95	44	413	1,279	1,854	575	31.01%
1420	JEFFERSON COUNTY R-1	0694	BELL MIDDLE SCHOOL	7TH	3	14	3	17	208	245	37	15.10%
1420	JEFFERSON COUNTY R-1	0694	BELL MIDDLE SCHOOL	8TH	3	8	4	31	283	329	46	13.98%
1420	JEFFERSON COUNTY R-1	0694	BELL MIDDLE SCHOOL	SCHOOL T	6	22	7	48	491	574	83	14.46%
1420	JEFFERSON COUNTY R-1	0724	BELMAR ELEMENTARY SCHOOL	HALF DAY	0	4	4	9	22	39	17	43.59%
1420	JEFFERSON COUNTY R-1	0724	BELMAR ELEMENTARY SCHOOL	1ST	0	4	4	6	28	42	14	33.33%
1420	JEFFERSON COUNTY R-1	0724	BELMAR ELEMENTARY SCHOOL	2ND	0	4	1	10	27	42	15	35.71%
1420	JEFFERSON COUNTY R-1	0724	BELMAR ELEMENTARY SCHOOL	3RD	0	3	2	15	28	48	20	41.67%
1420	JEFFERSON COUNTY R-1	0724	BELMAR ELEMENTARY SCHOOL	4TH	1	5	5	18	23	52	29	55.77%
1420	JEFFERSON COUNTY R-1	0724	BELMAR ELEMENTARY SCHOOL	5TH	0	7	1	11	28	47	19	40.43%
1420	JEFFERSON COUNTY R-1	0724	BELMAR ELEMENTARY SCHOOL	6TH	0	1	1	14	36	52	16	30.77%
1420	JEFFERSON COUNTY R-1	0724	BELMAR ELEMENTARY SCHOOL	SCHOOL T	1	28	18	83	192	322	130	40.37%
1420	JEFFERSON COUNTY R-1	0776	BERGEN MEADOWS PRIMARY SCHOOL	PK	0	9	1	6	73	89	16	17.98%
1420	JEFFERSON COUNTY R-1	0776	BERGEN MEADOWS PRIMARY SCHOOL	HALF DAY	1	1	0	0	23	25	2	8.00%
1420	JEFFERSON COUNTY R-1	0776	BERGEN MEADOWS PRIMARY SCHOOL	KINDERG/	0	3	0	2	41	46	5	10.87%
1420	JEFFERSON COUNTY R-1	0776	BERGEN MEADOWS PRIMARY SCHOOL	1ST	3	1	0	3	106	113	7	6.19%
1420	JEFFERSON COUNTY R-1	0776	BERGEN MEADOWS PRIMARY SCHOOL	2ND	1	1	0	4	97	103	6	5.83%
1420	JEFFERSON COUNTY R-1	0776	BERGEN MEADOWS PRIMARY SCHOOL	SCHOOL T	5	15	1	15	340	376	36	9.57%



COLORADO DEPARTMENT OF EDUCATION
FALL 2007 PUPIL MEMBERSHIP BY DISTRICT, SCHOOL, GRADE, RACE/ETHNICITY, AND GENDER

District Code	DISTRICT	School Code	SCHOOL	GRADE	AMERICAN	ASIAN OR	BLACK (NOT	WHITE (NOT		Total	Total	
					INDIAN OR ALASKAN NATIVE	PACIFIC ISLANDER	HISPANIC)	HISPANIC	HISPANIC)		Minority	% Minority
1420	JEFFERSON COUNTY R-1	0779	BERGEN VALLEY INTERMEDIATE SCHOOL	3RD	0	2	0	1	96	99	3	3.03%
1420	JEFFERSON COUNTY R-1	0779	BERGEN VALLEY INTERMEDIATE SCHOOL	4TH	0	2	0	3	84	89	5	5.62%
1420	JEFFERSON COUNTY R-1	0779	BERGEN VALLEY INTERMEDIATE SCHOOL	5TH	0	3	2	6	120	131	11	8.40%
1420	JEFFERSON COUNTY R-1	0779	BERGEN VALLEY INTERMEDIATE SCHOOL	SCHOOL T	0	7	2	10	300	319	19	5.96%
1420	JEFFERSON COUNTY R-1	0950	BRADFORD PRIMARY SCHOOL	HALF DAY	0	2	0	4	67	73	6	8.22%
1420	JEFFERSON COUNTY R-1	0950	BRADFORD PRIMARY SCHOOL	KINDERG/	0	0	0	5	44	49	5	10.20%
1420	JEFFERSON COUNTY R-1	0950	BRADFORD PRIMARY SCHOOL	1ST	0	2	0	5	110	117	7	5.98%
1420	JEFFERSON COUNTY R-1	0950	BRADFORD PRIMARY SCHOOL	2ND	0	4	0	6	115	125	10	8.00%
1420	JEFFERSON COUNTY R-1	0950	BRADFORD PRIMARY SCHOOL	3RD	4	1	0	4	102	111	9	8.11%
1420	JEFFERSON COUNTY R-1	0950	BRADFORD PRIMARY SCHOOL	SCHOOL T	4	9	0	24	438	475	37	7.79%
1420	JEFFERSON COUNTY R-1	0951	BLUE HERON ELEMENTARY SCHOOL	PK	0	4	3	12	62	81	19	23.46%
1420	JEFFERSON COUNTY R-1	0951	BLUE HERON ELEMENTARY SCHOOL	HALF DAY	1	3	0	2	8	14	6	42.86%
1420	JEFFERSON COUNTY R-1	0951	BLUE HERON ELEMENTARY SCHOOL	KINDERG/	0	3	0	3	41	47	6	12.77%
1420	JEFFERSON COUNTY R-1	0951	BLUE HERON ELEMENTARY SCHOOL	1ST	0	10	1	12	55	78	23	29.49%
1420	JEFFERSON COUNTY R-1	0951	BLUE HERON ELEMENTARY SCHOOL	2ND	1	8	0	5	37	51	14	27.45%
1420	JEFFERSON COUNTY R-1	0951	BLUE HERON ELEMENTARY SCHOOL	3RD	1	16	0	10	43	70	27	38.57%
1420	JEFFERSON COUNTY R-1	0951	BLUE HERON ELEMENTARY SCHOOL	4TH	0	7	0	11	38	56	18	32.14%
1420	JEFFERSON COUNTY R-1	0951	BLUE HERON ELEMENTARY SCHOOL	5TH	0	10	1	13	52	76	24	31.58%
1420	JEFFERSON COUNTY R-1	0951	BLUE HERON ELEMENTARY SCHOOL	6TH	0	8	2	8	26	44	18	40.91%
1420	JEFFERSON COUNTY R-1	0951	BLUE HERON ELEMENTARY SCHOOL	SCHOOL T	3	69	7	76	362	517	155	29.98%
1420	JEFFERSON COUNTY R-1	0952	BRADFORD INTERMEDIATE SCHOOL	4TH	0	5	0	4	121	130	9	6.92%
1420	JEFFERSON COUNTY R-1	0952	BRADFORD INTERMEDIATE SCHOOL	5TH	1	9	0	6	108	124	16	12.90%
1420	JEFFERSON COUNTY R-1	0952	BRADFORD INTERMEDIATE SCHOOL	6TH	0	4	1	5	105	115	10	8.70%
1420	JEFFERSON COUNTY R-1	0952	BRADFORD INTERMEDIATE SCHOOL	SCHOOL T	1	18	1	15	334	369	35	9.49%
1420	JEFFERSON COUNTY R-1	0965	BRADY EXPLORATION SCHOOL	9TH	3	0	2	18	11	34	23	67.65%
1420	JEFFERSON COUNTY R-1	0965	BRADY EXPLORATION SCHOOL	10TH	4	0	2	23	18	47	29	61.70%
1420	JEFFERSON COUNTY R-1	0965	BRADY EXPLORATION SCHOOL	11TH	5	0	1	27	21	54	33	61.11%
1420	JEFFERSON COUNTY R-1	0965	BRADY EXPLORATION SCHOOL	12TH	0	1	6	25	22	54	32	59.26%
1420	JEFFERSON COUNTY R-1	0965	BRADY EXPLORATION SCHOOL	SCHOOL T	12	1	11	93	72	189	117	61.90%
1420	JEFFERSON COUNTY R-1	1238	CAMPBELL ELEMENTARY SCHOOL	PK	0	4	4	13	105	126	21	16.67%
1420	JEFFERSON COUNTY R-1	1238	CAMPBELL ELEMENTARY SCHOOL	HALF DAY	1	0	3	3	34	41	7	17.07%
1420	JEFFERSON COUNTY R-1	1238	CAMPBELL ELEMENTARY SCHOOL	1ST	0	0	1	1	48	50	2	4.00%
1420	JEFFERSON COUNTY R-1	1238	CAMPBELL ELEMENTARY SCHOOL	2ND	1	0	2	8	37	48	11	22.92%
1420	JEFFERSON COUNTY R-1	1238	CAMPBELL ELEMENTARY SCHOOL	3RD	1	3	3	6	33	46	13	28.26%
1420	JEFFERSON COUNTY R-1	1238	CAMPBELL ELEMENTARY SCHOOL	4TH	0	1	2	4	43	50	7	14.00%
1420	JEFFERSON COUNTY R-1	1238	CAMPBELL ELEMENTARY SCHOOL	5TH	1	0	1	10	40	52	12	23.08%
1420	JEFFERSON COUNTY R-1	1238	CAMPBELL ELEMENTARY SCHOOL	6TH	2	1	1	3	45	52	7	13.46%
1420	JEFFERSON COUNTY R-1	1238	CAMPBELL ELEMENTARY SCHOOL	SCHOOL T	6	9	17	48	385	465	80	17.20%
1420	JEFFERSON COUNTY R-1	1318	CARMODY MIDDLE SCHOOL	7TH	5	15	8	68	246	342	96	28.07%
1420	JEFFERSON COUNTY R-1	1318	CARMODY MIDDLE SCHOOL	8TH	11	12	12	82	245	362	117	32.32%
1420	JEFFERSON COUNTY R-1	1318	CARMODY MIDDLE SCHOOL	SCHOOL T	16	27	20	150	491	704	213	30.26%
1420	JEFFERSON COUNTY R-1	1522	CHATFIELD HIGH SCHOOL	9TH	3	16	10	39	467	535	68	12.71%
1420	JEFFERSON COUNTY R-1	1522	CHATFIELD HIGH SCHOOL	10TH	10	11	6	37	449	513	64	12.48%
1420	JEFFERSON COUNTY R-1	1522	CHATFIELD HIGH SCHOOL	11TH	3	15	4	39	462	523	61	11.66%
1420	JEFFERSON COUNTY R-1	1522	CHATFIELD HIGH SCHOOL	12TH	0	16	4	54	448	522	74	14.18%
1420	JEFFERSON COUNTY R-1	1522	CHATFIELD HIGH SCHOOL	SCHOOL T	16	58	24	169	1,826	2,093	267	12.76%
1420	JEFFERSON COUNTY R-1	1730	COAL CREEK CANYON K-8 ELEMENTARY SCHOOL	KINDERG/	0	0	0	1	8	9	1	11.11%
1420	JEFFERSON COUNTY R-1	1730	COAL CREEK CANYON K-8 ELEMENTARY SCHOOL	1ST	0	0	0	0	17	17	0	0.00%
1420	JEFFERSON COUNTY R-1	1730	COAL CREEK CANYON K-8 ELEMENTARY SCHOOL	2ND	1	0	0	0	16	17	1	5.88%
1420	JEFFERSON COUNTY R-1	1730	COAL CREEK CANYON K-8 ELEMENTARY SCHOOL	3RD	0	0	0	0	9	9	0	0.00%
1420	JEFFERSON COUNTY R-1	1730	COAL CREEK CANYON K-8 ELEMENTARY SCHOOL	4TH	0	0	0	1	15	16	1	6.25%
1420	JEFFERSON COUNTY R-1	1730	COAL CREEK CANYON K-8 ELEMENTARY SCHOOL	5TH	0	0	0	0	10	10	0	0.00%
1420	JEFFERSON COUNTY R-1	1730	COAL CREEK CANYON K-8 ELEMENTARY SCHOOL	6TH	0	1	0	0	4	5	1	20.00%
1420	JEFFERSON COUNTY R-1	1730	COAL CREEK CANYON K-8 ELEMENTARY SCHOOL	7TH	0	0	1	0	3	4	1	25.00%
1420	JEFFERSON COUNTY R-1	1730	COAL CREEK CANYON K-8 ELEMENTARY SCHOOL	8TH	1	0	0	2	15	18	3	16.67%
1420	JEFFERSON COUNTY R-1	1730	COAL CREEK CANYON K-8 ELEMENTARY SCHOOL	SCHOOL T	2	1	1	4	97	105	8	7.62%
1420	JEFFERSON COUNTY R-1	1790	COLOROW ELEMENTARY SCHOOL	HALF DAY	1	4	2	12	42	61	19	31.15%
1420	JEFFERSON COUNTY R-1	1790	COLOROW ELEMENTARY SCHOOL	1ST	1	5	0	7	29	42	13	30.95%
1420	JEFFERSON COUNTY R-1	1790	COLOROW ELEMENTARY SCHOOL	2ND	1	0	0	10	35	46	11	23.91%
1420	JEFFERSON COUNTY R-1	1790	COLOROW ELEMENTARY SCHOOL	3RD	0	0	3	9	43	55	12	21.82%
1420	JEFFERSON COUNTY R-1	1790	COLOROW ELEMENTARY SCHOOL	4TH	0	1	2	10	31	44	13	29.55%
1420	JEFFERSON COUNTY R-1	1790	COLOROW ELEMENTARY SCHOOL	5TH	1	2	1	10	33	47	14	29.79%
1420	JEFFERSON COUNTY R-1	1790	COLOROW ELEMENTARY SCHOOL	6TH	1	1	2	9	29	42	13	30.95%




COLORADO DEPARTMENT OF EDUCATION
FALL 2007 PUPIL MEMBERSHIP BY DISTRICT, SCHOOL, GRADE, RACE/ETHNICITY, AND GENDER

District Code	DISTRICT	School Code	SCHOOL	GRADE	AMERICAN	ASIAN OR	BLACK (NOT	WHITE (NOT		Total	Total	
					INDIAN OR ALASKAN NATIVE	PACIFIC ISLANDER	HISPANIC)	HISPANIC	HISPANIC)		Minority	% Minority
1420	JEFFERSON COUNTY R-1	1790	COLOROW ELEMENTARY SCHOOL	SCHOOL T	5	13	10	67	242	337	95	28.19%
1420	JEFFERSON COUNTY R-1	1861	COLUMBINE HILLS ELEMENTARY SCHOOL	PK	1	4	3	16	108	132	24	18.18%
1420	JEFFERSON COUNTY R-1	1861	COLUMBINE HILLS ELEMENTARY SCHOOL	HALF DAY	0	0	4	7	27	38	11	28.95%
1420	JEFFERSON COUNTY R-1	1861	COLUMBINE HILLS ELEMENTARY SCHOOL	KINDERG/	0	0	0	1	17	18	1	5.56%
1420	JEFFERSON COUNTY R-1	1861	COLUMBINE HILLS ELEMENTARY SCHOOL	1ST	1	0	2	12	37	52	15	28.85%
1420	JEFFERSON COUNTY R-1	1861	COLUMBINE HILLS ELEMENTARY SCHOOL	2ND	2	2	1	8	20	33	13	39.39%
1420	JEFFERSON COUNTY R-1	1861	COLUMBINE HILLS ELEMENTARY SCHOOL	3RD	2	0	1	6	28	37	9	24.32%
1420	JEFFERSON COUNTY R-1	1861	COLUMBINE HILLS ELEMENTARY SCHOOL	4TH	0	2	1	4	31	38	7	18.42%
1420	JEFFERSON COUNTY R-1	1861	COLUMBINE HILLS ELEMENTARY SCHOOL	5TH	1	3	0	6	41	51	10	19.61%
1420	JEFFERSON COUNTY R-1	1861	COLUMBINE HILLS ELEMENTARY SCHOOL	6TH	2	1	1	6	36	46	10	21.74%
1420	JEFFERSON COUNTY R-1	1861	COLUMBINE HILLS ELEMENTARY SCHOOL	SCHOOL T	9	12	13	66	345	445	100	22.47%
1420	JEFFERSON COUNTY R-1	1864	COLUMBINE HIGH SCHOOL	9TH	3	14	1	62	317	397	80	20.15%
1420	JEFFERSON COUNTY R-1	1864	COLUMBINE HIGH SCHOOL	10TH	4	19	10	51	338	422	84	19.91%
1420	JEFFERSON COUNTY R-1	1864	COLUMBINE HIGH SCHOOL	11TH	3	10	3	41	407	464	57	12.28%
1420	JEFFERSON COUNTY R-1	1864	COLUMBINE HIGH SCHOOL	12TH	1	16	6	33	314	370	56	15.14%
1420	JEFFERSON COUNTY R-1	1864	COLUMBINE HIGH SCHOOL	SCHOOL T	11	59	20	187	1,376	1,653	277	16.76%
1420	JEFFERSON COUNTY R-1	1869	COMPASS MONTESSORI - WHEAT RIDGE CHARTER SCHOOL	PK	0	7	0	2	43	52	9	17.31%
1420	JEFFERSON COUNTY R-1	1869	COMPASS MONTESSORI - WHEAT RIDGE CHARTER SCHOOL	HALF DAY	0	1	0	0	2	3	1	33.33%
1420	JEFFERSON COUNTY R-1	1869	COMPASS MONTESSORI - WHEAT RIDGE CHARTER SCHOOL	KINDERG/	0	0	0	1	23	24	1	4.17%
1420	JEFFERSON COUNTY R-1	1869	COMPASS MONTESSORI - WHEAT RIDGE CHARTER SCHOOL	1ST	0	1	0	3	26	30	4	13.33%
1420	JEFFERSON COUNTY R-1	1869	COMPASS MONTESSORI - WHEAT RIDGE CHARTER SCHOOL	2ND	0	3	1	3	19	26	7	26.92%
1420	JEFFERSON COUNTY R-1	1869	COMPASS MONTESSORI - WHEAT RIDGE CHARTER SCHOOL	3RD	0	0	1	4	23	28	5	17.86%
1420	JEFFERSON COUNTY R-1	1869	COMPASS MONTESSORI - WHEAT RIDGE CHARTER SCHOOL	4TH	0	0	0	3	22	25	3	12.00%
1420	JEFFERSON COUNTY R-1	1869	COMPASS MONTESSORI - WHEAT RIDGE CHARTER SCHOOL	5TH	0	1	1	1	32	35	3	8.57%
1420	JEFFERSON COUNTY R-1	1869	COMPASS MONTESSORI - WHEAT RIDGE CHARTER SCHOOL	6TH	1	0	2	2	25	30	5	16.67%
1420	JEFFERSON COUNTY R-1	1869	COMPASS MONTESSORI - WHEAT RIDGE CHARTER SCHOOL	SCHOOL T	1	13	5	19	215	253	38	15.02%
1420	JEFFERSON COUNTY R-1	1876	CORONADO ELEMENTARY SCHOOL	HALF DAY	0	3	0	0	38	41	3	7.32%
1420	JEFFERSON COUNTY R-1	1876	CORONADO ELEMENTARY SCHOOL	KINDERG/	0	0	0	2	16	18	2	11.11%
1420	JEFFERSON COUNTY R-1	1876	CORONADO ELEMENTARY SCHOOL	1ST	0	1	0	5	61	67	6	8.96%
1420	JEFFERSON COUNTY R-1	1876	CORONADO ELEMENTARY SCHOOL	2ND	2	4	0	7	70	83	13	15.66%
1420	JEFFERSON COUNTY R-1	1876	CORONADO ELEMENTARY SCHOOL	3RD	0	0	1	5	72	78	6	7.69%
1420	JEFFERSON COUNTY R-1	1876	CORONADO ELEMENTARY SCHOOL	4TH	1	1	0	3	61	66	5	7.58%
1420	JEFFERSON COUNTY R-1	1876	CORONADO ELEMENTARY SCHOOL	5TH	0	4	1	9	68	82	14	17.07%
1420	JEFFERSON COUNTY R-1	1876	CORONADO ELEMENTARY SCHOOL	6TH	1	1	0	3	38	43	5	11.63%
1420	JEFFERSON COUNTY R-1	1876	CORONADO ELEMENTARY SCHOOL	SCHOOL T	4	14	2	34	424	478	54	11.30%
1420	JEFFERSON COUNTY R-1	1880	COMPASS MONTESSORI - GOLDEN CHARTER SCHOOL	PK	0	0	0	0	25	25	0	0.00%
1420	JEFFERSON COUNTY R-1	1880	COMPASS MONTESSORI - GOLDEN CHARTER SCHOOL	HALF DAY	0	0	0	0	1	1	0	0.00%
1420	JEFFERSON COUNTY R-1	1880	COMPASS MONTESSORI - GOLDEN CHARTER SCHOOL	KINDERG/	0	1	0	1	14	16	2	12.50%
1420	JEFFERSON COUNTY R-1	1880	COMPASS MONTESSORI - GOLDEN CHARTER SCHOOL	1ST	1	1	0	2	13	17	4	23.53%
1420	JEFFERSON COUNTY R-1	1880	COMPASS MONTESSORI - GOLDEN CHARTER SCHOOL	2ND	0	0	1	1	17	19	2	10.53%
1420	JEFFERSON COUNTY R-1	1880	COMPASS MONTESSORI - GOLDEN CHARTER SCHOOL	3RD	0	0	0	2	15	17	2	11.76%
1420	JEFFERSON COUNTY R-1	1880	COMPASS MONTESSORI - GOLDEN CHARTER SCHOOL	4TH	0	1	1	3	13	18	5	27.78%
1420	JEFFERSON COUNTY R-1	1880	COMPASS MONTESSORI - GOLDEN CHARTER SCHOOL	5TH	0	0	1	1	13	15	2	13.33%
1420	JEFFERSON COUNTY R-1	1880	COMPASS MONTESSORI - GOLDEN CHARTER SCHOOL	6TH	0	0	0	0	17	17	0	0.00%
1420	JEFFERSON COUNTY R-1	1880	COMPASS MONTESSORI - GOLDEN CHARTER SCHOOL	7TH	0	2	1	4	28	35	7	20.00%
1420	JEFFERSON COUNTY R-1	1880	COMPASS MONTESSORI - GOLDEN CHARTER SCHOOL	8TH	0	2	2	6	27	37	10	27.03%
1420	JEFFERSON COUNTY R-1	1880	COMPASS MONTESSORI - GOLDEN CHARTER SCHOOL	9TH	1	0	0	3	27	31	4	12.90%
1420	JEFFERSON COUNTY R-1	1880	COMPASS MONTESSORI - GOLDEN CHARTER SCHOOL	10TH	1	0	0	1	26	28	2	7.14%
1420	JEFFERSON COUNTY R-1	1880	COMPASS MONTESSORI - GOLDEN CHARTER SCHOOL	11TH	1	0	0	4	29	34	5	14.71%
1420	JEFFERSON COUNTY R-1	1880	COMPASS MONTESSORI - GOLDEN CHARTER SCHOOL	12TH	0	0	0	1	17	18	1	5.56%
1420	JEFFERSON COUNTY R-1	1880	COMPASS MONTESSORI - GOLDEN CHARTER SCHOOL	SCHOOL T	4	7	6	29	282	328	46	14.02%
1420	JEFFERSON COUNTY R-1	1886	CONIFER SENIOR HIGH SCHOOL	9TH	2	3	1	16	249	271	22	8.12%
1420	JEFFERSON COUNTY R-1	1886	CONIFER SENIOR HIGH SCHOOL	10TH	4	2	3	11	252	272	20	7.35%
1420	JEFFERSON COUNTY R-1	1886	CONIFER SENIOR HIGH SCHOOL	11TH	3	1	3	7	219	233	14	6.01%
1420	JEFFERSON COUNTY R-1	1886	CONIFER SENIOR HIGH SCHOOL	12TH	0	2	0	12	246	260	14	5.38%
1420	JEFFERSON COUNTY R-1	1886	CONIFER SENIOR HIGH SCHOOL	SCHOOL T	9	8	7	46	966	1,036	70	6.76%
1420	JEFFERSON COUNTY R-1	1976	CREIGHTON MIDDLE SCHOOL	7TH	7	22	6	93	179	307	128	41.69%
1420	JEFFERSON COUNTY R-1	1976	CREIGHTON MIDDLE SCHOOL	8TH	11	16	9	92	207	335	128	38.21%
1420	JEFFERSON COUNTY R-1	1976	CREIGHTON MIDDLE SCHOOL	SCHOOL T	18	38	15	185	386	642	256	39.88%
1420	JEFFERSON COUNTY R-1	2093	DAKOTA RIDGE SENIOR HIGH SCHOOL	9TH	5	7	3	49	341	405	64	15.80%
1420	JEFFERSON COUNTY R-1	2093	DAKOTA RIDGE SENIOR HIGH SCHOOL	10TH	2	16	5	52	346	421	75	17.81%
1420	JEFFERSON COUNTY R-1	2093	DAKOTA RIDGE SENIOR HIGH SCHOOL	11TH	4	15	2	50	335	406	71	17.49%
1420	JEFFERSON COUNTY R-1	2093	DAKOTA RIDGE SENIOR HIGH SCHOOL	12TH	4	21	3	43	318	389	71	18.25%


COLORADO DEPARTMENT OF EDUCATION
FALL 2007 PUPIL MEMBERSHIP BY DISTRICT, SCHOOL, GRADE, RACE/ETHNICITY, AND GENDER

District Code	DISTRICT	School Code	SCHOOL	GRADE	AMERICAN	ASIAN OR	BLACK (NOT	WHITE (NOT		Total	Total	
					INDIAN OR ALASKAN NATIVE	PACIFIC ISLANDER	HISPANIC)	HISPANIC	HISPANIC)		Minority	% Minority
1420	JEFFERSON COUNTY R-1	2093	DAKOTA RIDGE SENIOR HIGH SCHOOL	SCHOOL T	15	59	13	194	1,340	1,621	281	17.33%
1420	JEFFERSON COUNTY R-1	2120	D'EVelyn JUNIOR/SENIOR HIGH SCHOOL	7TH	2	16	0	13	173	204	31	15.20%
1420	JEFFERSON COUNTY R-1	2120	D'EVelyn JUNIOR/SENIOR HIGH SCHOOL	8TH	0	13	0	10	171	194	23	11.86%
1420	JEFFERSON COUNTY R-1	2120	D'EVelyn JUNIOR/SENIOR HIGH SCHOOL	9TH	1	8	3	21	152	185	33	17.84%
1420	JEFFERSON COUNTY R-1	2120	D'EVelyn JUNIOR/SENIOR HIGH SCHOOL	10TH	0	6	2	7	133	148	15	10.14%
1420	JEFFERSON COUNTY R-1	2120	D'EVelyn JUNIOR/SENIOR HIGH SCHOOL	11TH	0	9	2	10	130	151	21	13.91%
1420	JEFFERSON COUNTY R-1	2120	D'EVelyn JUNIOR/SENIOR HIGH SCHOOL	12TH	0	8	0	5	118	131	13	9.92%
1420	JEFFERSON COUNTY R-1	2120	D'EVelyn JUNIOR/SENIOR HIGH SCHOOL	SCHOOL T	3	60	7	66	877	1,013	136	13.43%
1420	JEFFERSON COUNTY R-1	2130	DEER CREEK MIDDLE SCHOOL	7TH	0	10	7	21	243	281	38	13.52%
1420	JEFFERSON COUNTY R-1	2130	DEER CREEK MIDDLE SCHOOL	8TH	2	16	5	17	229	269	40	14.87%
1420	JEFFERSON COUNTY R-1	2130	DEER CREEK MIDDLE SCHOOL	SCHOOL T	2	26	12	38	472	550	78	14.18%
1420	JEFFERSON COUNTY R-1	2194	DEVINNY ELEMENTARY SCHOOL	HALF DAY	2	3	1	4	34	44	10	22.73%
1420	JEFFERSON COUNTY R-1	2194	DEVINNY ELEMENTARY SCHOOL	KINDERG/	0	2	0	0	22	24	2	8.33%
1420	JEFFERSON COUNTY R-1	2194	DEVINNY ELEMENTARY SCHOOL	1ST	1	0	0	7	61	69	8	11.59%
1420	JEFFERSON COUNTY R-1	2194	DEVINNY ELEMENTARY SCHOOL	2ND	0	3	2	6	81	92	11	11.96%
1420	JEFFERSON COUNTY R-1	2194	DEVINNY ELEMENTARY SCHOOL	3RD	0	3	0	12	77	92	15	16.30%
1420	JEFFERSON COUNTY R-1	2194	DEVINNY ELEMENTARY SCHOOL	4TH	1	6	0	7	75	89	14	15.73%
1420	JEFFERSON COUNTY R-1	2194	DEVINNY ELEMENTARY SCHOOL	5TH	1	3	0	8	82	94	12	12.77%
1420	JEFFERSON COUNTY R-1	2194	DEVINNY ELEMENTARY SCHOOL	6TH	1	3	2	17	72	95	23	24.21%
1420	JEFFERSON COUNTY R-1	2194	DEVINNY ELEMENTARY SCHOOL	SCHOOL T	6	23	5	61	504	599	95	15.86%
1420	JEFFERSON COUNTY R-1	2288	DRAKE JUNIOR HIGH SCHOOL	7TH	1	11	2	30	278	322	44	13.66%
1420	JEFFERSON COUNTY R-1	2288	DRAKE JUNIOR HIGH SCHOOL	8TH	4	6	3	29	291	333	42	12.61%
1420	JEFFERSON COUNTY R-1	2288	DRAKE JUNIOR HIGH SCHOOL	SCHOOL T	5	17	5	59	569	655	86	13.13%
1420	JEFFERSON COUNTY R-1	2300	DUNSTAN MIDDLE SCHOOL	7TH	1	14	5	39	282	341	59	17.30%
1420	JEFFERSON COUNTY R-1	2300	DUNSTAN MIDDLE SCHOOL	8TH	8	15	10	46	307	386	79	20.47%
1420	JEFFERSON COUNTY R-1	2300	DUNSTAN MIDDLE SCHOOL	SCHOOL T	9	29	15	85	589	727	138	18.98%
1420	JEFFERSON COUNTY R-1	2322	DUTCH CREEK ELEMENTARY SCHOOL	HALF DAY	0	0	0	1	25	26	1	3.85%
1420	JEFFERSON COUNTY R-1	2322	DUTCH CREEK ELEMENTARY SCHOOL	KINDERG/	0	1	0	3	13	17	4	23.53%
1420	JEFFERSON COUNTY R-1	2322	DUTCH CREEK ELEMENTARY SCHOOL	1ST	0	2	1	5	39	47	8	17.02%
1420	JEFFERSON COUNTY R-1	2322	DUTCH CREEK ELEMENTARY SCHOOL	2ND	0	3	1	8	47	59	12	20.34%
1420	JEFFERSON COUNTY R-1	2322	DUTCH CREEK ELEMENTARY SCHOOL	3RD	0	1	0	4	36	41	5	12.20%
1420	JEFFERSON COUNTY R-1	2322	DUTCH CREEK ELEMENTARY SCHOOL	4TH	0	0	1	9	41	51	10	19.61%
1420	JEFFERSON COUNTY R-1	2322	DUTCH CREEK ELEMENTARY SCHOOL	5TH	1	2	1	7	44	55	11	20.00%
1420	JEFFERSON COUNTY R-1	2322	DUTCH CREEK ELEMENTARY SCHOOL	6TH	0	0	1	6	47	54	7	12.96%
1420	JEFFERSON COUNTY R-1	2322	DUTCH CREEK ELEMENTARY SCHOOL	SCHOOL T	1	9	5	43	292	350	58	16.57%
1420	JEFFERSON COUNTY R-1	2496	EDGEWATER ELEMENTARY SCHOOL	PK	0	0	1	43	11	55	44	80.00%
1420	JEFFERSON COUNTY R-1	2496	EDGEWATER ELEMENTARY SCHOOL	HALF DAY	1	1	4	54	14	74	60	81.08%
1420	JEFFERSON COUNTY R-1	2496	EDGEWATER ELEMENTARY SCHOOL	1ST	2	1	0	48	12	63	51	80.95%
1420	JEFFERSON COUNTY R-1	2496	EDGEWATER ELEMENTARY SCHOOL	2ND	1	1	5	41	9	57	48	84.21%
1420	JEFFERSON COUNTY R-1	2496	EDGEWATER ELEMENTARY SCHOOL	3RD	2	0	3	42	8	55	47	85.45%
1420	JEFFERSON COUNTY R-1	2496	EDGEWATER ELEMENTARY SCHOOL	4TH	2	1	1	46	9	59	50	84.75%
1420	JEFFERSON COUNTY R-1	2496	EDGEWATER ELEMENTARY SCHOOL	5TH	1	2	1	35	11	50	39	78.00%
1420	JEFFERSON COUNTY R-1	2496	EDGEWATER ELEMENTARY SCHOOL	6TH	0	0	2	38	7	47	40	85.11%
1420	JEFFERSON COUNTY R-1	2496	EDGEWATER ELEMENTARY SCHOOL	SCHOOL T	9	6	17	347	81	460	379	82.39%
1420	JEFFERSON COUNTY R-1	2550	EIBER ELEMENTARY SCHOOL	HALF DAY	1	4	2	32	26	65	39	60.00%
1420	JEFFERSON COUNTY R-1	2550	EIBER ELEMENTARY SCHOOL	1ST	1	0	2	29	14	46	32	69.57%
1420	JEFFERSON COUNTY R-1	2550	EIBER ELEMENTARY SCHOOL	2ND	1	1	5	31	26	64	38	59.38%
1420	JEFFERSON COUNTY R-1	2550	EIBER ELEMENTARY SCHOOL	3RD	2	6	5	28	16	57	41	71.93%
1420	JEFFERSON COUNTY R-1	2550	EIBER ELEMENTARY SCHOOL	4TH	2	1	1	24	19	47	28	59.57%
1420	JEFFERSON COUNTY R-1	2550	EIBER ELEMENTARY SCHOOL	5TH	2	3	3	26	17	51	34	66.67%
1420	JEFFERSON COUNTY R-1	2550	EIBER ELEMENTARY SCHOOL	6TH	1	3	3	26	15	48	33	68.75%
1420	JEFFERSON COUNTY R-1	2550	EIBER ELEMENTARY SCHOOL	SCHOOL T	10	18	21	196	133	378	245	64.81%
1420	JEFFERSON COUNTY R-1	2616	ELK CREEK ELEMENTARY SCHOOL	HALF DAY	0	1	1	0	24	26	2	7.69%
1420	JEFFERSON COUNTY R-1	2616	ELK CREEK ELEMENTARY SCHOOL	KINDERG/	0	1	0	0	19	20	1	5.00%
1420	JEFFERSON COUNTY R-1	2616	ELK CREEK ELEMENTARY SCHOOL	1ST	1	2	0	6	67	76	9	11.84%
1420	JEFFERSON COUNTY R-1	2616	ELK CREEK ELEMENTARY SCHOOL	2ND	0	3	0	3	56	62	6	9.68%
1420	JEFFERSON COUNTY R-1	2616	ELK CREEK ELEMENTARY SCHOOL	3RD	1	0	0	2	64	67	3	4.48%
1420	JEFFERSON COUNTY R-1	2616	ELK CREEK ELEMENTARY SCHOOL	4TH	1	1	0	3	65	70	5	7.14%
1420	JEFFERSON COUNTY R-1	2616	ELK CREEK ELEMENTARY SCHOOL	5TH	1	2	1	3	65	72	7	9.72%
1420	JEFFERSON COUNTY R-1	2616	ELK CREEK ELEMENTARY SCHOOL	SCHOOL T	4	10	2	17	360	393	33	8.40%
1420	JEFFERSON COUNTY R-1	2799	EXCEL ACADEMY CHARTER SCHOOL	KINDERG/	2	0	2	2	66	72	6	8.33%
1420	JEFFERSON COUNTY R-1	2799	EXCEL ACADEMY CHARTER SCHOOL	1ST	0	1	0	3	51	55	4	7.27%
1420	JEFFERSON COUNTY R-1	2799	EXCEL ACADEMY CHARTER SCHOOL	2ND	0	2	2	7	66	77	11	14.29%




COLORADO DEPARTMENT OF EDUCATION
FALL 2007 PUPIL MEMBERSHIP BY DISTRICT, SCHOOL, GRADE, RACE/ETHNICITY, AND GENDER

District Code	DISTRICT	School Code	SCHOOL	GRADE	AMERICAN	ASIAN OR	BLACK (NOT	WHITE (NOT		Total	Total	
					INDIAN OR ALASKAN NATIVE	PACIFIC ISLANDER	HISPANIC)	HISPANIC	HISPANIC)		Minority	% Minority
1420	JEFFERSON COUNTY R-1	2799	EXCEL ACADEMY CHARTER SCHOOL	3RD	1	2	1	4	75	83	8	9.64%
1420	JEFFERSON COUNTY R-1	2799	EXCEL ACADEMY CHARTER SCHOOL	4TH	1	2	1	5	73	82	9	10.98%
1420	JEFFERSON COUNTY R-1	2799	EXCEL ACADEMY CHARTER SCHOOL	5TH	0	2	4	8	74	88	14	15.91%
1420	JEFFERSON COUNTY R-1	2799	EXCEL ACADEMY CHARTER SCHOOL	6TH	0	1	3	7	67	78	11	14.10%
1420	JEFFERSON COUNTY R-1	2799	EXCEL ACADEMY CHARTER SCHOOL	7TH	1	1	1	6	64	73	9	12.33%
1420	JEFFERSON COUNTY R-1	2799	EXCEL ACADEMY CHARTER SCHOOL	8TH	0	1	2	4	51	58	7	12.07%
1420	JEFFERSON COUNTY R-1	2799	EXCEL ACADEMY CHARTER SCHOOL	9TH	0	0	0	2	29	31	2	6.45%
1420	JEFFERSON COUNTY R-1	2799	EXCEL ACADEMY CHARTER SCHOOL	10TH	1	0	0	1	30	32	2	6.25%
1420	JEFFERSON COUNTY R-1	2799	EXCEL ACADEMY CHARTER SCHOOL	11TH	0	1	0	4	22	27	5	18.52%
1420	JEFFERSON COUNTY R-1	2799	EXCEL ACADEMY CHARTER SCHOOL	12TH	0	0	1	3	23	27	4	14.81%
1420	JEFFERSON COUNTY R-1	2799	EXCEL ACADEMY CHARTER SCHOOL	SCHOOL T	6	13	17	56	691	783	92	11.75%
1420	JEFFERSON COUNTY R-1	2820	EVERITT MIDDLE SCHOOL	7TH	5	6	7	79	138	235	97	41.28%
1420	JEFFERSON COUNTY R-1	2820	EVERITT MIDDLE SCHOOL	8TH	4	6	4	63	141	218	77	35.32%
1420	JEFFERSON COUNTY R-1	2820	EVERITT MIDDLE SCHOOL	SCHOOL T	9	12	11	142	279	453	174	38.41%
1420	JEFFERSON COUNTY R-1	2832	EVERGREEN MIDDLE SCHOOL	6TH	1	3	1	6	181	192	11	5.73%
1420	JEFFERSON COUNTY R-1	2832	EVERGREEN MIDDLE SCHOOL	7TH	1	2	2	9	208	222	14	6.31%
1420	JEFFERSON COUNTY R-1	2832	EVERGREEN MIDDLE SCHOOL	8TH	2	1	0	6	241	250	9	3.60%
1420	JEFFERSON COUNTY R-1	2832	EVERGREEN MIDDLE SCHOOL	SCHOOL T	4	6	3	21	630	664	34	5.12%
1420	JEFFERSON COUNTY R-1	2836	EVERGREEN HIGH SCHOOL	9TH	3	3	3	6	217	232	15	6.47%
1420	JEFFERSON COUNTY R-1	2836	EVERGREEN HIGH SCHOOL	10TH	1	3	1	7	234	246	12	4.88%
1420	JEFFERSON COUNTY R-1	2836	EVERGREEN HIGH SCHOOL	11TH	4	3	0	7	232	246	14	5.69%
1420	JEFFERSON COUNTY R-1	2836	EVERGREEN HIGH SCHOOL	12TH	5	3	0	7	205	220	15	6.82%
1420	JEFFERSON COUNTY R-1	2836	EVERGREEN HIGH SCHOOL	SCHOOL T	13	12	4	27	888	944	56	5.93%
1420	JEFFERSON COUNTY R-1	2866	FAIRMOUNT ELEMENTARY SCHOOL	HALF DAY	1	3	0	6	50	60	10	16.67%
1420	JEFFERSON COUNTY R-1	2866	FAIRMOUNT ELEMENTARY SCHOOL	KINDERG/	0	1	0	0	22	23	1	4.35%
1420	JEFFERSON COUNTY R-1	2866	FAIRMOUNT ELEMENTARY SCHOOL	1ST	1	3	0	8	73	85	12	14.12%
1420	JEFFERSON COUNTY R-1	2866	FAIRMOUNT ELEMENTARY SCHOOL	2ND	1	6	0	7	71	85	14	16.47%
1420	JEFFERSON COUNTY R-1	2866	FAIRMOUNT ELEMENTARY SCHOOL	3RD	0	5	0	9	61	75	14	18.67%
1420	JEFFERSON COUNTY R-1	2866	FAIRMOUNT ELEMENTARY SCHOOL	4TH	0	3	0	6	56	65	9	13.85%
1420	JEFFERSON COUNTY R-1	2866	FAIRMOUNT ELEMENTARY SCHOOL	5TH	0	4	0	3	55	62	7	11.29%
1420	JEFFERSON COUNTY R-1	2866	FAIRMOUNT ELEMENTARY SCHOOL	6TH	0	2	0	6	58	66	8	12.12%
1420	JEFFERSON COUNTY R-1	2866	FAIRMOUNT ELEMENTARY SCHOOL	SCHOOL T	3	27	0	45	446	521	75	14.40%
1420	JEFFERSON COUNTY R-1	2946	FITZMORRIS ELEMENTARY SCHOOL	KINDERG/	1	2	0	8	27	38	11	28.95%
1420	JEFFERSON COUNTY R-1	2946	FITZMORRIS ELEMENTARY SCHOOL	1ST	1	0	0	9	19	29	10	34.48%
1420	JEFFERSON COUNTY R-1	2946	FITZMORRIS ELEMENTARY SCHOOL	2ND	2	2	1	8	31	44	13	29.55%
1420	JEFFERSON COUNTY R-1	2946	FITZMORRIS ELEMENTARY SCHOOL	3RD	0	0	1	6	22	29	7	24.14%
1420	JEFFERSON COUNTY R-1	2946	FITZMORRIS ELEMENTARY SCHOOL	4TH	1	0	0	8	30	39	9	23.08%
1420	JEFFERSON COUNTY R-1	2946	FITZMORRIS ELEMENTARY SCHOOL	5TH	1	1	2	8	18	30	12	40.00%
1420	JEFFERSON COUNTY R-1	2946	FITZMORRIS ELEMENTARY SCHOOL	6TH	0	1	2	7	31	41	10	24.39%
1420	JEFFERSON COUNTY R-1	2946	FITZMORRIS ELEMENTARY SCHOOL	SCHOOL T	6	6	6	54	178	250	72	28.80%
1420	JEFFERSON COUNTY R-1	2963	FALCON BLUFFS MIDDLE SCHOOL	6TH	2	2	3	15	131	153	22	14.38%
1420	JEFFERSON COUNTY R-1	2963	FALCON BLUFFS MIDDLE SCHOOL	7TH	2	8	2	19	238	269	31	11.52%
1420	JEFFERSON COUNTY R-1	2963	FALCON BLUFFS MIDDLE SCHOOL	8TH	0	10	5	25	244	284	40	14.08%
1420	JEFFERSON COUNTY R-1	2963	FALCON BLUFFS MIDDLE SCHOOL	SCHOOL T	4	20	10	59	613	706	93	13.17%
1420	JEFFERSON COUNTY R-1	3025	FOOTHILLS ELEMENTARY SCHOOL	PK	1	3	1	5	22	32	10	31.25%
1420	JEFFERSON COUNTY R-1	3025	FOOTHILLS ELEMENTARY SCHOOL	HALF DAY	0	1	2	3	14	20	6	30.00%
1420	JEFFERSON COUNTY R-1	3025	FOOTHILLS ELEMENTARY SCHOOL	KINDERG/	1	1	0	2	14	18	4	22.22%
1420	JEFFERSON COUNTY R-1	3025	FOOTHILLS ELEMENTARY SCHOOL	1ST	2	3	3	6	40	54	14	25.93%
1420	JEFFERSON COUNTY R-1	3025	FOOTHILLS ELEMENTARY SCHOOL	2ND	1	2	2	4	35	44	9	20.45%
1420	JEFFERSON COUNTY R-1	3025	FOOTHILLS ELEMENTARY SCHOOL	3RD	0	4	3	10	33	50	17	34.00%
1420	JEFFERSON COUNTY R-1	3025	FOOTHILLS ELEMENTARY SCHOOL	4TH	1	0	2	6	31	40	9	22.50%
1420	JEFFERSON COUNTY R-1	3025	FOOTHILLS ELEMENTARY SCHOOL	5TH	0	2	1	7	36	46	10	21.74%
1420	JEFFERSON COUNTY R-1	3025	FOOTHILLS ELEMENTARY SCHOOL	6TH	2	1	0	8	28	39	11	28.21%
1420	JEFFERSON COUNTY R-1	3025	FOOTHILLS ELEMENTARY SCHOOL	SCHOOL T	8	17	14	51	253	343	90	26.24%
1420	JEFFERSON COUNTY R-1	3088	FOSTER ELEMENTARY SCHOOL	PK	0	2	1	28	13	44	31	70.45%
1420	JEFFERSON COUNTY R-1	3088	FOSTER ELEMENTARY SCHOOL	KINDERG/	1	0	1	35	29	66	37	56.06%
1420	JEFFERSON COUNTY R-1	3088	FOSTER ELEMENTARY SCHOOL	1ST	1	0	2	25	24	52	28	53.85%
1420	JEFFERSON COUNTY R-1	3088	FOSTER ELEMENTARY SCHOOL	2ND	1	0	3	33	25	62	37	59.68%
1420	JEFFERSON COUNTY R-1	3088	FOSTER ELEMENTARY SCHOOL	3RD	0	0	1	28	23	52	29	55.77%
1420	JEFFERSON COUNTY R-1	3088	FOSTER ELEMENTARY SCHOOL	4TH	1	0	1	27	12	41	29	70.73%
1420	JEFFERSON COUNTY R-1	3088	FOSTER ELEMENTARY SCHOOL	5TH	0	1	2	20	20	43	23	53.49%
1420	JEFFERSON COUNTY R-1	3088	FOSTER ELEMENTARY SCHOOL	6TH	0	1	3	21	10	35	25	71.43%
1420	JEFFERSON COUNTY R-1	3088	FOSTER ELEMENTARY SCHOOL	SCHOOL T	4	4	14	217	156	395	239	60.51%




COLORADO DEPARTMENT OF EDUCATION
FALL 2007 PUPIL MEMBERSHIP BY DISTRICT, SCHOOL, GRADE, RACE/ETHNICITY, AND GENDER

District Code	DISTRICT	School Code	SCHOOL	GRADE	AMERICAN	ASIAN OR	BLACK (NOT	WHITE (NOT		Total	Total	
					INDIAN OR ALASKAN NATIVE	PACIFIC ISLANDER	HISPANIC)	HISPANIC	HISPANIC)		Minority	% Minority
1420	JEFFERSON COUNTY R-1	3201	FREE HORIZON MONTESSORI CHARTER SCHOOL	PK	0	1	1	0	43	45	2	4.44%
1420	JEFFERSON COUNTY R-1	3201	FREE HORIZON MONTESSORI CHARTER SCHOOL	HALF DAY	0	1	1	0	11	13	2	15.38%
1420	JEFFERSON COUNTY R-1	3201	FREE HORIZON MONTESSORI CHARTER SCHOOL	KINDERG/	0	2	1	4	19	26	7	26.92%
1420	JEFFERSON COUNTY R-1	3201	FREE HORIZON MONTESSORI CHARTER SCHOOL	1ST	2	2	0	2	27	33	6	18.18%
1420	JEFFERSON COUNTY R-1	3201	FREE HORIZON MONTESSORI CHARTER SCHOOL	2ND	0	3	3	5	26	37	11	29.73%
1420	JEFFERSON COUNTY R-1	3201	FREE HORIZON MONTESSORI CHARTER SCHOOL	3RD	1	1	1	3	18	24	6	25.00%
1420	JEFFERSON COUNTY R-1	3201	FREE HORIZON MONTESSORI CHARTER SCHOOL	4TH	0	1	2	4	22	29	7	24.14%
1420	JEFFERSON COUNTY R-1	3201	FREE HORIZON MONTESSORI CHARTER SCHOOL	5TH	0	0	0	3	12	15	3	20.00%
1420	JEFFERSON COUNTY R-1	3201	FREE HORIZON MONTESSORI CHARTER SCHOOL	6TH	0	1	2	2	17	22	5	22.73%
1420	JEFFERSON COUNTY R-1	3201	FREE HORIZON MONTESSORI CHARTER SCHOOL	SCHOOL T	3	12	11	23	195	244	49	20.08%
1420	JEFFERSON COUNTY R-1	3216	FREMONT ELEMENTARY SCHOOL	HALF DAY	0	2	3	5	37	47	10	21.28%
1420	JEFFERSON COUNTY R-1	3216	FREMONT ELEMENTARY SCHOOL	KINDERG/	0	2	0	3	16	21	5	23.81%
1420	JEFFERSON COUNTY R-1	3216	FREMONT ELEMENTARY SCHOOL	1ST	1	2	0	3	54	60	6	10.00%
1420	JEFFERSON COUNTY R-1	3216	FREMONT ELEMENTARY SCHOOL	2ND	1	3	2	7	54	67	13	19.40%
1420	JEFFERSON COUNTY R-1	3216	FREMONT ELEMENTARY SCHOOL	3RD	0	1	2	7	35	45	10	22.22%
1420	JEFFERSON COUNTY R-1	3216	FREMONT ELEMENTARY SCHOOL	4TH	0	3	3	3	43	52	9	17.31%
1420	JEFFERSON COUNTY R-1	3216	FREMONT ELEMENTARY SCHOOL	5TH	1	1	1	10	36	49	13	26.53%
1420	JEFFERSON COUNTY R-1	3216	FREMONT ELEMENTARY SCHOOL	6TH	2	2	0	8	35	47	12	25.53%
1420	JEFFERSON COUNTY R-1	3216	FREMONT ELEMENTARY SCHOOL	SCHOOL T	5	16	11	46	310	388	78	20.10%
1420	JEFFERSON COUNTY R-1	3250	NORMA ANDERSON PRESCHOOL	PK	1	6	4	18	78	107	29	27.10%
1420	JEFFERSON COUNTY R-1	3250	NORMA ANDERSON PRESCHOOL	SCHOOL T	1	6	4	18	78	107	29	27.10%
1420	JEFFERSON COUNTY R-1	3450	GLENNON HEIGHTS ELEMENTARY SCHOOL	HALF DAY	1	2	0	7	22	32	10	31.25%
1420	JEFFERSON COUNTY R-1	3450	GLENNON HEIGHTS ELEMENTARY SCHOOL	1ST	0	2	0	10	21	33	12	36.36%
1420	JEFFERSON COUNTY R-1	3450	GLENNON HEIGHTS ELEMENTARY SCHOOL	2ND	1	2	0	12	32	47	15	31.91%
1420	JEFFERSON COUNTY R-1	3450	GLENNON HEIGHTS ELEMENTARY SCHOOL	3RD	1	2	2	7	20	32	12	37.50%
1420	JEFFERSON COUNTY R-1	3450	GLENNON HEIGHTS ELEMENTARY SCHOOL	4TH	1	2	2	8	30	43	13	30.23%
1420	JEFFERSON COUNTY R-1	3450	GLENNON HEIGHTS ELEMENTARY SCHOOL	5TH	0	1	1	7	28	37	9	24.32%
1420	JEFFERSON COUNTY R-1	3450	GLENNON HEIGHTS ELEMENTARY SCHOOL	6TH	0	1	0	7	16	24	8	33.33%
1420	JEFFERSON COUNTY R-1	3450	GLENNON HEIGHTS ELEMENTARY SCHOOL	SCHOOL T	4	12	5	58	169	248	79	31.85%
1420	JEFFERSON COUNTY R-1	3502	GOLDEN HIGH SCHOOL	9TH	9	6	4	22	339	380	41	10.79%
1420	JEFFERSON COUNTY R-1	3502	GOLDEN HIGH SCHOOL	10TH	3	10	5	39	303	360	57	15.83%
1420	JEFFERSON COUNTY R-1	3502	GOLDEN HIGH SCHOOL	11TH	3	6	4	28	268	309	41	13.27%
1420	JEFFERSON COUNTY R-1	3502	GOLDEN HIGH SCHOOL	12TH	1	10	0	26	243	280	37	13.21%
1420	JEFFERSON COUNTY R-1	3502	GOLDEN HIGH SCHOOL	SCHOOL T	16	32	13	115	1,153	1,329	176	13.24%
1420	JEFFERSON COUNTY R-1	3536	GOVERNOR'S RANCH ELEMENTARY SCHOOL	HALF DAY	1	0	0	5	22	28	6	21.43%
1420	JEFFERSON COUNTY R-1	3536	GOVERNOR'S RANCH ELEMENTARY SCHOOL	KINDERG/	1	2	0	4	28	35	7	20.00%
1420	JEFFERSON COUNTY R-1	3536	GOVERNOR'S RANCH ELEMENTARY SCHOOL	1ST	0	3	2	6	62	73	11	15.07%
1420	JEFFERSON COUNTY R-1	3536	GOVERNOR'S RANCH ELEMENTARY SCHOOL	2ND	1	4	3	8	51	67	16	23.88%
1420	JEFFERSON COUNTY R-1	3536	GOVERNOR'S RANCH ELEMENTARY SCHOOL	3RD	0	4	2	6	61	73	12	16.44%
1420	JEFFERSON COUNTY R-1	3536	GOVERNOR'S RANCH ELEMENTARY SCHOOL	4TH	0	4	0	8	71	83	12	14.46%
1420	JEFFERSON COUNTY R-1	3536	GOVERNOR'S RANCH ELEMENTARY SCHOOL	5TH	1	3	2	13	59	78	19	24.36%
1420	JEFFERSON COUNTY R-1	3536	GOVERNOR'S RANCH ELEMENTARY SCHOOL	6TH	0	1	0	3	44	48	4	8.33%
1420	JEFFERSON COUNTY R-1	3536	GOVERNOR'S RANCH ELEMENTARY SCHOOL	SCHOOL T	4	21	9	53	398	485	87	17.94%
1420	JEFFERSON COUNTY R-1	3622	GREEN GABLES ELEMENTARY SCHOOL	HALF DAY	0	1	0	7	13	21	8	38.10%
1420	JEFFERSON COUNTY R-1	3622	GREEN GABLES ELEMENTARY SCHOOL	KINDERG/	0	0	1	3	18	22	4	18.18%
1420	JEFFERSON COUNTY R-1	3622	GREEN GABLES ELEMENTARY SCHOOL	1ST	1	1	0	13	29	44	15	34.09%
1420	JEFFERSON COUNTY R-1	3622	GREEN GABLES ELEMENTARY SCHOOL	2ND	0	3	0	12	30	45	15	33.33%
1420	JEFFERSON COUNTY R-1	3622	GREEN GABLES ELEMENTARY SCHOOL	3RD	1	2	0	13	45	61	16	26.23%
1420	JEFFERSON COUNTY R-1	3622	GREEN GABLES ELEMENTARY SCHOOL	4TH	1	1	0	13	39	54	15	27.78%
1420	JEFFERSON COUNTY R-1	3622	GREEN GABLES ELEMENTARY SCHOOL	5TH	0	4	0	12	35	51	16	31.37%
1420	JEFFERSON COUNTY R-1	3622	GREEN GABLES ELEMENTARY SCHOOL	6TH	0	2	0	17	32	51	19	37.25%
1420	JEFFERSON COUNTY R-1	3622	GREEN GABLES ELEMENTARY SCHOOL	SCHOOL T	3	14	1	90	241	349	108	30.95%
1420	JEFFERSON COUNTY R-1	3624	GREEN MOUNTAIN ELEMENTARY SCHOOL	PK	1	2	7	25	76	111	35	31.53%
1420	JEFFERSON COUNTY R-1	3624	GREEN MOUNTAIN ELEMENTARY SCHOOL	HALF DAY	0	0	2	5	15	22	7	31.82%
1420	JEFFERSON COUNTY R-1	3624	GREEN MOUNTAIN ELEMENTARY SCHOOL	KINDERG/	2	0	0	6	18	26	8	30.77%
1420	JEFFERSON COUNTY R-1	3624	GREEN MOUNTAIN ELEMENTARY SCHOOL	1ST	1	2	0	13	34	50	16	32.00%
1420	JEFFERSON COUNTY R-1	3624	GREEN MOUNTAIN ELEMENTARY SCHOOL	2ND	0	2	1	9	19	31	12	38.71%
1420	JEFFERSON COUNTY R-1	3624	GREEN MOUNTAIN ELEMENTARY SCHOOL	3RD	0	2	0	7	24	33	9	27.27%
1420	JEFFERSON COUNTY R-1	3624	GREEN MOUNTAIN ELEMENTARY SCHOOL	4TH	0	0	2	16	30	48	18	37.50%
1420	JEFFERSON COUNTY R-1	3624	GREEN MOUNTAIN ELEMENTARY SCHOOL	5TH	0	2	0	18	24	44	20	45.45%
1420	JEFFERSON COUNTY R-1	3624	GREEN MOUNTAIN ELEMENTARY SCHOOL	6TH	1	0	1	11	22	35	13	37.14%
1420	JEFFERSON COUNTY R-1	3624	GREEN MOUNTAIN ELEMENTARY SCHOOL	SCHOOL T	5	10	13	110	262	400	138	34.50%
1420	JEFFERSON COUNTY R-1	3628	GREEN MOUNTAIN HIGH SCHOOL	9TH	0	10	3	57	308	378	70	18.52%




COLORADO DEPARTMENT OF EDUCATION
FALL 2007 PUPIL MEMBERSHIP BY DISTRICT, SCHOOL, GRADE, RACE/ETHNICITY, AND GENDER

District Code	DISTRICT	School Code	SCHOOL	GRADE	AMERICAN	ASIAN OR	BLACK (NOT	WHITE (NOT		Total	Total	
					INDIAN OR ALASKAN NATIVE	PACIFIC ISLANDER	HISPANIC)	HISPANIC	HISPANIC)		Minority	% Minority
1420	JEFFERSON COUNTY R-1	3628	GREEN MOUNTAIN HIGH SCHOOL	10TH	5	13	10	49	357	434	77	17.74%
1420	JEFFERSON COUNTY R-1	3628	GREEN MOUNTAIN HIGH SCHOOL	11TH	3	11	6	48	331	399	68	17.04%
1420	JEFFERSON COUNTY R-1	3628	GREEN MOUNTAIN HIGH SCHOOL	12TH	7	22	6	34	305	374	69	18.45%
1420	JEFFERSON COUNTY R-1	3628	GREEN MOUNTAIN HIGH SCHOOL	SCHOOL T	15	56	25	188	1,301	1,585	284	17.92%
1420	JEFFERSON COUNTY R-1	3726	HACKBERRY HILL ELEMENTARY SCHOOL	HALF DAY	0	1	0	6	32	39	7	17.95%
1420	JEFFERSON COUNTY R-1	3726	HACKBERRY HILL ELEMENTARY SCHOOL	1ST	0	4	1	7	45	57	12	21.05%
1420	JEFFERSON COUNTY R-1	3726	HACKBERRY HILL ELEMENTARY SCHOOL	2ND	0	3	3	13	43	62	19	30.65%
1420	JEFFERSON COUNTY R-1	3726	HACKBERRY HILL ELEMENTARY SCHOOL	3RD	0	3	2	14	50	69	19	27.54%
1420	JEFFERSON COUNTY R-1	3726	HACKBERRY HILL ELEMENTARY SCHOOL	4TH	0	1	2	16	52	71	19	26.76%
1420	JEFFERSON COUNTY R-1	3726	HACKBERRY HILL ELEMENTARY SCHOOL	5TH	1	2	0	14	59	76	17	22.37%
1420	JEFFERSON COUNTY R-1	3726	HACKBERRY HILL ELEMENTARY SCHOOL	6TH	0	4	2	16	58	80	22	27.50%
1420	JEFFERSON COUNTY R-1	3726	HACKBERRY HILL ELEMENTARY SCHOOL	SCHOOL T	1	18	10	86	339	454	115	25.33%
1420	JEFFERSON COUNTY R-1	4077	HOME OPTIONS SCHOOL	1ST	0	0	0	0	2	2	0	0.00%
1420	JEFFERSON COUNTY R-1	4077	HOME OPTIONS SCHOOL	2ND	0	0	0	0	2	2	0	0.00%
1420	JEFFERSON COUNTY R-1	4077	HOME OPTIONS SCHOOL	3RD	0	0	0	0	1	1	0	0.00%
1420	JEFFERSON COUNTY R-1	4077	HOME OPTIONS SCHOOL	4TH	0	0	0	0	2	2	0	0.00%
1420	JEFFERSON COUNTY R-1	4077	HOME OPTIONS SCHOOL	5TH	0	0	0	1	2	3	1	33.33%
1420	JEFFERSON COUNTY R-1	4077	HOME OPTIONS SCHOOL	6TH	0	0	0	3	13	16	3	18.75%
1420	JEFFERSON COUNTY R-1	4077	HOME OPTIONS SCHOOL	7TH	0	0	0	0	7	7	0	0.00%
1420	JEFFERSON COUNTY R-1	4077	HOME OPTIONS SCHOOL	8TH	0	0	0	2	3	5	2	40.00%
1420	JEFFERSON COUNTY R-1	4077	HOME OPTIONS SCHOOL	9TH	0	0	0	0	8	8	0	0.00%
1420	JEFFERSON COUNTY R-1	4077	HOME OPTIONS SCHOOL	10TH	0	0	0	1	4	5	1	20.00%
1420	JEFFERSON COUNTY R-1	4077	HOME OPTIONS SCHOOL	11TH	0	0	2	0	7	9	2	22.22%
1420	JEFFERSON COUNTY R-1	4077	HOME OPTIONS SCHOOL	12TH	0	0	0	0	3	3	0	0.00%
1420	JEFFERSON COUNTY R-1	4077	HOME OPTIONS SCHOOL	SCHOOL T	0	0	2	7	54	63	9	14.29%
1420	JEFFERSON COUNTY R-1	4190	HUTCHINSON ELEMENTARY SCHOOL	HALF DAY	0	1	0	0	22	23	1	4.35%
1420	JEFFERSON COUNTY R-1	4190	HUTCHINSON ELEMENTARY SCHOOL	KINDERG/	0	0	0	0	22	22	0	0.00%
1420	JEFFERSON COUNTY R-1	4190	HUTCHINSON ELEMENTARY SCHOOL	1ST	0	0	2	9	46	57	11	19.30%
1420	JEFFERSON COUNTY R-1	4190	HUTCHINSON ELEMENTARY SCHOOL	2ND	0	4	3	4	42	53	11	20.75%
1420	JEFFERSON COUNTY R-1	4190	HUTCHINSON ELEMENTARY SCHOOL	3RD	2	1	0	2	56	61	5	8.20%
1420	JEFFERSON COUNTY R-1	4190	HUTCHINSON ELEMENTARY SCHOOL	4TH	0	4	4	4	38	50	12	24.00%
1420	JEFFERSON COUNTY R-1	4190	HUTCHINSON ELEMENTARY SCHOOL	5TH	1	2	1	4	45	53	8	15.09%
1420	JEFFERSON COUNTY R-1	4190	HUTCHINSON ELEMENTARY SCHOOL	6TH	0	6	1	5	51	63	12	19.05%
1420	JEFFERSON COUNTY R-1	4190	HUTCHINSON ELEMENTARY SCHOOL	SCHOOL T	3	18	11	28	322	382	60	15.71%
1420	JEFFERSON COUNTY R-1	4402	JEFFERSON ACADEMY CHARTER SCHOOL	HALF DAY	0	3	0	3	36	42	6	14.29%
1420	JEFFERSON COUNTY R-1	4402	JEFFERSON ACADEMY CHARTER SCHOOL	1ST	0	2	3	1	48	54	6	11.11%
1420	JEFFERSON COUNTY R-1	4402	JEFFERSON ACADEMY CHARTER SCHOOL	2ND	0	5	0	2	48	55	7	12.73%
1420	JEFFERSON COUNTY R-1	4402	JEFFERSON ACADEMY CHARTER SCHOOL	3RD	0	5	1	6	43	55	12	21.82%
1420	JEFFERSON COUNTY R-1	4402	JEFFERSON ACADEMY CHARTER SCHOOL	4TH	0	3	1	0	50	54	4	7.41%
1420	JEFFERSON COUNTY R-1	4402	JEFFERSON ACADEMY CHARTER SCHOOL	5TH	0	1	0	1	52	54	2	3.70%
1420	JEFFERSON COUNTY R-1	4402	JEFFERSON ACADEMY CHARTER SCHOOL	6TH	0	4	1	3	46	54	8	14.81%
1420	JEFFERSON COUNTY R-1	4402	JEFFERSON ACADEMY CHARTER SCHOOL	SCHOOL T	0	23	6	16	323	368	45	12.23%
1420	JEFFERSON COUNTY R-1	4404	JEFFERSON CHARTER ACADEMY JUNIOR HIGH SCHOOL	7TH	0	2	1	6	63	72	9	12.50%
1420	JEFFERSON COUNTY R-1	4404	JEFFERSON CHARTER ACADEMY JUNIOR HIGH SCHOOL	8TH	0	1	2	8	69	80	11	13.75%
1420	JEFFERSON COUNTY R-1	4404	JEFFERSON CHARTER ACADEMY JUNIOR HIGH SCHOOL	SCHOOL T	0	3	3	14	132	152	20	13.16%
1420	JEFFERSON COUNTY R-1	4410	JEFFERSON CHARTER ACADEMY SENIOR HIGH SCHOOL	9TH	0	3	0	8	75	86	11	12.79%
1420	JEFFERSON COUNTY R-1	4410	JEFFERSON CHARTER ACADEMY SENIOR HIGH SCHOOL	10TH	0	1	4	6	60	71	11	15.49%
1420	JEFFERSON COUNTY R-1	4410	JEFFERSON CHARTER ACADEMY SENIOR HIGH SCHOOL	11TH	1	1	1	3	56	62	6	9.68%
1420	JEFFERSON COUNTY R-1	4410	JEFFERSON CHARTER ACADEMY SENIOR HIGH SCHOOL	12TH	0	0	2	4	42	48	6	12.50%
1420	JEFFERSON COUNTY R-1	4410	JEFFERSON CHARTER ACADEMY SENIOR HIGH SCHOOL	SCHOOL T	1	5	7	21	233	267	34	12.73%
1420	JEFFERSON COUNTY R-1	4422	JEFFERSON HIGH SCHOOL	9TH	4	0	8	139	44	195	151	77.44%
1420	JEFFERSON COUNTY R-1	4422	JEFFERSON HIGH SCHOOL	10TH	1	2	1	159	39	202	163	80.69%
1420	JEFFERSON COUNTY R-1	4422	JEFFERSON HIGH SCHOOL	11TH	8	3	8	122	51	192	141	73.44%
1420	JEFFERSON COUNTY R-1	4422	JEFFERSON HIGH SCHOOL	12TH	0	5	2	72	19	98	79	80.61%
1420	JEFFERSON COUNTY R-1	4422	JEFFERSON HIGH SCHOOL	SCHOOL T	13	10	19	492	153	687	534	77.73%
1420	JEFFERSON COUNTY R-1	4478	SHERIDAN GREEN ELEMENTARY SCHOOL	HALF DAY	0	2	0	13	26	41	15	36.59%
1420	JEFFERSON COUNTY R-1	4478	SHERIDAN GREEN ELEMENTARY SCHOOL	KINDERG/	0	2	0	4	14	20	6	30.00%
1420	JEFFERSON COUNTY R-1	4478	SHERIDAN GREEN ELEMENTARY SCHOOL	1ST	4	6	1	6	50	67	17	25.37%
1420	JEFFERSON COUNTY R-1	4478	SHERIDAN GREEN ELEMENTARY SCHOOL	2ND	0	4	1	10	32	47	15	31.91%
1420	JEFFERSON COUNTY R-1	4478	SHERIDAN GREEN ELEMENTARY SCHOOL	3RD	1	3	3	13	37	57	20	35.09%
1420	JEFFERSON COUNTY R-1	4478	SHERIDAN GREEN ELEMENTARY SCHOOL	4TH	0	5	1	14	34	54	20	37.04%
1420	JEFFERSON COUNTY R-1	4478	SHERIDAN GREEN ELEMENTARY SCHOOL	5TH	0	4	0	4	33	41	8	19.51%
1420	JEFFERSON COUNTY R-1	4478	SHERIDAN GREEN ELEMENTARY SCHOOL	6TH	1	4	2	13	37	57	20	35.09%



COLORADO DEPARTMENT OF EDUCATION
FALL 2007 PUPIL MEMBERSHIP BY DISTRICT, SCHOOL, GRADE, RACE/ETHNICITY, AND GENDER

District Code	DISTRICT	School Code	SCHOOL	GRADE	AMERICAN INDIAN OR ALASKAN NATIVE	ASIAN OR PACIFIC ISLANDER	BLACK (NOT HISPANIC)	HISPANIC	WHITE (NOT HISPANIC)	Total	Total	
											Minority	% Minority
1420	JEFFERSON COUNTY R-1	4478	SHERIDAN GREEN ELEMENTARY SCHOOL	SCHOOL T	6	30	8	77	263	384	121	31.51%
1420	JEFFERSON COUNTY R-1	4548	KEN CARYL MIDDLE SCHOOL	7TH	2	9	3	28	243	285	42	14.74%
1420	JEFFERSON COUNTY R-1	4548	KEN CARYL MIDDLE SCHOOL	8TH	2	18	6	29	277	332	55	16.57%
1420	JEFFERSON COUNTY R-1	4548	KEN CARYL MIDDLE SCHOOL	SCHOOL T	4	27	9	57	520	617	97	15.72%
1420	JEFFERSON COUNTY R-1	4549	KENDALLVUE ELEMENTARY SCHOOL	PK	0	1	1	10	63	75	12	16.00%
1420	JEFFERSON COUNTY R-1	4549	KENDALLVUE ELEMENTARY SCHOOL	HALF DAY	0	0	0	8	34	42	8	19.05%
1420	JEFFERSON COUNTY R-1	4549	KENDALLVUE ELEMENTARY SCHOOL	KINDERG/	0	0	0	2	20	22	2	9.09%
1420	JEFFERSON COUNTY R-1	4549	KENDALLVUE ELEMENTARY SCHOOL	1ST	1	1	0	12	47	61	14	22.95%
1420	JEFFERSON COUNTY R-1	4549	KENDALLVUE ELEMENTARY SCHOOL	2ND	0	0	0	10	49	59	10	16.95%
1420	JEFFERSON COUNTY R-1	4549	KENDALLVUE ELEMENTARY SCHOOL	3RD	0	0	2	19	50	71	21	29.58%
1420	JEFFERSON COUNTY R-1	4549	KENDALLVUE ELEMENTARY SCHOOL	4TH	3	1	0	12	59	75	16	21.33%
1420	JEFFERSON COUNTY R-1	4549	KENDALLVUE ELEMENTARY SCHOOL	5TH	0	2	0	18	52	72	20	27.78%
1420	JEFFERSON COUNTY R-1	4549	KENDALLVUE ELEMENTARY SCHOOL	6TH	3	0	1	11	58	73	15	20.55%
1420	JEFFERSON COUNTY R-1	4549	KENDALLVUE ELEMENTARY SCHOOL	SCHOOL T	7	5	4	102	432	550	118	21.45%
1420	JEFFERSON COUNTY R-1	4550	KENDRICK LAKES ELEMENTARY SCHOOL	HALF DAY	0	1	0	4	24	29	5	17.24%
1420	JEFFERSON COUNTY R-1	4550	KENDRICK LAKES ELEMENTARY SCHOOL	1ST	0	0	0	8	41	49	8	16.33%
1420	JEFFERSON COUNTY R-1	4550	KENDRICK LAKES ELEMENTARY SCHOOL	2ND	0	2	1	10	35	48	13	27.08%
1420	JEFFERSON COUNTY R-1	4550	KENDRICK LAKES ELEMENTARY SCHOOL	3RD	1	2	2	6	43	54	11	20.37%
1420	JEFFERSON COUNTY R-1	4550	KENDRICK LAKES ELEMENTARY SCHOOL	4TH	1	2	1	14	36	54	18	33.33%
1420	JEFFERSON COUNTY R-1	4550	KENDRICK LAKES ELEMENTARY SCHOOL	5TH	0	3	3	9	42	57	15	26.32%
1420	JEFFERSON COUNTY R-1	4550	KENDRICK LAKES ELEMENTARY SCHOOL	6TH	1	4	0	9	41	55	14	25.45%
1420	JEFFERSON COUNTY R-1	4550	KENDRICK LAKES ELEMENTARY SCHOOL	SCHOOL T	3	14	7	60	262	346	84	24.28%
1420	JEFFERSON COUNTY R-1	4798	JOHNSON INTERVENTION	7TH	0	0	0	1	5	6	1	16.67%
1420	JEFFERSON COUNTY R-1	4798	JOHNSON INTERVENTION	8TH	0	0	0	4	15	19	4	21.05%
1420	JEFFERSON COUNTY R-1	4798	JOHNSON INTERVENTION	9TH	1	0	0	5	21	27	6	22.22%
1420	JEFFERSON COUNTY R-1	4798	JOHNSON INTERVENTION	SCHOOL T	1	0	0	10	41	52	11	21.15%
1420	JEFFERSON COUNTY R-1	4802	KULLERSTRAND ELEMENTARY SCHOOL	KINDERG/	0	2	0	13	26	41	15	36.59%
1420	JEFFERSON COUNTY R-1	4802	KULLERSTRAND ELEMENTARY SCHOOL	1ST	0	0	0	14	25	39	14	35.90%
1420	JEFFERSON COUNTY R-1	4802	KULLERSTRAND ELEMENTARY SCHOOL	2ND	3	0	2	12	18	35	17	48.57%
1420	JEFFERSON COUNTY R-1	4802	KULLERSTRAND ELEMENTARY SCHOOL	3RD	2	0	2	12	20	36	16	44.44%
1420	JEFFERSON COUNTY R-1	4802	KULLERSTRAND ELEMENTARY SCHOOL	4TH	1	0	1	10	24	36	12	33.33%
1420	JEFFERSON COUNTY R-1	4802	KULLERSTRAND ELEMENTARY SCHOOL	5TH	0	0	0	13	22	35	13	37.14%
1420	JEFFERSON COUNTY R-1	4802	KULLERSTRAND ELEMENTARY SCHOOL	6TH	0	2	1	13	16	32	16	50.00%
1420	JEFFERSON COUNTY R-1	4802	KULLERSTRAND ELEMENTARY SCHOOL	SCHOOL T	6	4	6	87	151	254	103	40.55%
1420	JEFFERSON COUNTY R-1	4830	KYFFIN ELEMENTARY SCHOOL	HALF DAY	0	1	0	2	12	15	3	20.00%
1420	JEFFERSON COUNTY R-1	4830	KYFFIN ELEMENTARY SCHOOL	KINDERG/	0	6	1	1	56	64	8	12.50%
1420	JEFFERSON COUNTY R-1	4830	KYFFIN ELEMENTARY SCHOOL	1ST	0	8	1	5	64	78	14	17.95%
1420	JEFFERSON COUNTY R-1	4830	KYFFIN ELEMENTARY SCHOOL	2ND	0	6	1	4	83	94	11	11.70%
1420	JEFFERSON COUNTY R-1	4830	KYFFIN ELEMENTARY SCHOOL	3RD	0	8	3	4	73	88	15	17.05%
1420	JEFFERSON COUNTY R-1	4830	KYFFIN ELEMENTARY SCHOOL	4TH	0	5	4	4	78	91	13	14.29%
1420	JEFFERSON COUNTY R-1	4830	KYFFIN ELEMENTARY SCHOOL	5TH	0	7	0	4	63	74	11	14.86%
1420	JEFFERSON COUNTY R-1	4830	KYFFIN ELEMENTARY SCHOOL	6TH	0	8	2	3	81	94	13	13.83%
1420	JEFFERSON COUNTY R-1	4830	KYFFIN ELEMENTARY SCHOOL	SCHOOL T	0	49	12	27	510	598	88	14.72%
1420	JEFFERSON COUNTY R-1	4942	LAKEWOOD HIGH SCHOOL	9TH	10	28	14	129	351	532	181	34.02%
1420	JEFFERSON COUNTY R-1	4942	LAKEWOOD HIGH SCHOOL	10TH	3	30	10	80	325	448	123	27.46%
1420	JEFFERSON COUNTY R-1	4942	LAKEWOOD HIGH SCHOOL	11TH	6	28	12	97	321	464	143	30.82%
1420	JEFFERSON COUNTY R-1	4942	LAKEWOOD HIGH SCHOOL	12TH	2	27	6	68	325	428	103	24.07%
1420	JEFFERSON COUNTY R-1	4942	LAKEWOOD HIGH SCHOOL	SCHOOL T	21	113	42	374	1,322	1,872	550	29.38%
1420	JEFFERSON COUNTY R-1	5004	LASLEY ELEMENTARY SCHOOL	KINDERG/	0	7	2	65	32	106	74	69.81%
1420	JEFFERSON COUNTY R-1	5004	LASLEY ELEMENTARY SCHOOL	1ST	3	8	0	64	32	107	75	70.09%
1420	JEFFERSON COUNTY R-1	5004	LASLEY ELEMENTARY SCHOOL	2ND	1	8	1	57	17	84	67	79.76%
1420	JEFFERSON COUNTY R-1	5004	LASLEY ELEMENTARY SCHOOL	3RD	0	8	2	63	33	106	73	68.87%
1420	JEFFERSON COUNTY R-1	5004	LASLEY ELEMENTARY SCHOOL	4TH	2	11	4	70	30	117	87	74.36%
1420	JEFFERSON COUNTY R-1	5004	LASLEY ELEMENTARY SCHOOL	5TH	0	7	0	51	25	83	58	69.88%
1420	JEFFERSON COUNTY R-1	5004	LASLEY ELEMENTARY SCHOOL	6TH	1	9	1	62	31	104	73	70.19%
1420	JEFFERSON COUNTY R-1	5004	LASLEY ELEMENTARY SCHOOL	SCHOOL T	7	58	10	432	200	707	507	71.71%
1420	JEFFERSON COUNTY R-1	5024	LAWRENCE ELEMENTARY SCHOOL	PK	0	1	0	15	28	44	16	36.36%
1420	JEFFERSON COUNTY R-1	5024	LAWRENCE ELEMENTARY SCHOOL	KINDERG/	1	2	4	22	36	65	29	44.62%
1420	JEFFERSON COUNTY R-1	5024	LAWRENCE ELEMENTARY SCHOOL	1ST	1	1	1	14	47	64	17	26.56%
1420	JEFFERSON COUNTY R-1	5024	LAWRENCE ELEMENTARY SCHOOL	2ND	8	0	1	12	42	63	21	33.33%
1420	JEFFERSON COUNTY R-1	5024	LAWRENCE ELEMENTARY SCHOOL	3RD	1	0	0	15	26	42	16	38.10%
1420	JEFFERSON COUNTY R-1	5024	LAWRENCE ELEMENTARY SCHOOL	4TH	6	0	1	9	41	57	16	28.07%
1420	JEFFERSON COUNTY R-1	5024	LAWRENCE ELEMENTARY SCHOOL	5TH	4	2	1	12	25	44	19	43.18%



COLORADO DEPARTMENT OF EDUCATION
FALL 2007 PUPIL MEMBERSHIP BY DISTRICT, SCHOOL, GRADE, RACE/ETHNICITY, AND GENDER

District Code	DISTRICT	School Code	SCHOOL	GRADE	AMERICAN	ASIAN OR	BLACK (NOT	WHITE (NOT		Total	Total	
					INDIAN OR ALASKAN NATIVE	PACIFIC ISLANDER	HISPANIC)	HISPANIC	HISPANIC)		Minority	% Minority
1420	JEFFERSON COUNTY R-1	5024	LAWRENCE ELEMENTARY SCHOOL	6TH	3	1	2	13	25	44	19	43.18%
1420	JEFFERSON COUNTY R-1	5024	LAWRENCE ELEMENTARY SCHOOL	SCHOOL T	24	7	10	112	270	423	153	36.17%
1420	JEFFERSON COUNTY R-1	5036	LEAWOOD ELEMENTARY SCHOOL	PK	0	1	2	7	24	34	10	29.41%
1420	JEFFERSON COUNTY R-1	5036	LEAWOOD ELEMENTARY SCHOOL	HALF DAY	0	2	0	1	37	40	3	7.50%
1420	JEFFERSON COUNTY R-1	5036	LEAWOOD ELEMENTARY SCHOOL	1ST	0	4	1	4	40	49	9	18.37%
1420	JEFFERSON COUNTY R-1	5036	LEAWOOD ELEMENTARY SCHOOL	2ND	0	3	1	9	41	54	13	24.07%
1420	JEFFERSON COUNTY R-1	5036	LEAWOOD ELEMENTARY SCHOOL	3RD	0	1	0	9	34	44	10	22.73%
1420	JEFFERSON COUNTY R-1	5036	LEAWOOD ELEMENTARY SCHOOL	4TH	0	2	2	10	28	42	14	33.33%
1420	JEFFERSON COUNTY R-1	5036	LEAWOOD ELEMENTARY SCHOOL	5TH	0	0	0	7	35	42	7	16.67%
1420	JEFFERSON COUNTY R-1	5036	LEAWOOD ELEMENTARY SCHOOL	6TH	0	2	1	5	43	51	8	15.69%
1420	JEFFERSON COUNTY R-1	5036	LEAWOOD ELEMENTARY SCHOOL	SCHOOL T	0	15	7	52	282	356	74	20.79%
1420	JEFFERSON COUNTY R-1	5145	LINCOLN CHARTER ACADEMY	HALF DAY	0	2	0	5	49	56	7	12.50%
1420	JEFFERSON COUNTY R-1	5145	LINCOLN CHARTER ACADEMY	1ST	1	3	2	8	43	57	14	24.56%
1420	JEFFERSON COUNTY R-1	5145	LINCOLN CHARTER ACADEMY	2ND	0	0	1	8	49	58	9	15.52%
1420	JEFFERSON COUNTY R-1	5145	LINCOLN CHARTER ACADEMY	3RD	0	2	0	6	48	56	8	14.29%
1420	JEFFERSON COUNTY R-1	5145	LINCOLN CHARTER ACADEMY	4TH	2	2	2	9	41	56	15	26.79%
1420	JEFFERSON COUNTY R-1	5145	LINCOLN CHARTER ACADEMY	5TH	0	1	1	7	48	57	9	15.79%
1420	JEFFERSON COUNTY R-1	5145	LINCOLN CHARTER ACADEMY	6TH	0	2	0	6	47	55	8	14.55%
1420	JEFFERSON COUNTY R-1	5145	LINCOLN CHARTER ACADEMY	7TH	0	2	0	5	38	45	7	15.56%
1420	JEFFERSON COUNTY R-1	5145	LINCOLN CHARTER ACADEMY	8TH	1	1	0	8	26	36	10	27.78%
1420	JEFFERSON COUNTY R-1	5145	LINCOLN CHARTER ACADEMY	SCHOOL T	4	15	6	62	389	476	87	18.28%
1420	JEFFERSON COUNTY R-1	5222	LITTLE ELEMENTARY SCHOOL	HALF DAY	0	1	1	12	40	54	14	25.93%
1420	JEFFERSON COUNTY R-1	5222	LITTLE ELEMENTARY SCHOOL	1ST	0	3	1	12	40	56	16	28.57%
1420	JEFFERSON COUNTY R-1	5222	LITTLE ELEMENTARY SCHOOL	2ND	1	3	2	17	31	54	23	42.59%
1420	JEFFERSON COUNTY R-1	5222	LITTLE ELEMENTARY SCHOOL	3RD	0	2	2	16	41	61	20	32.79%
1420	JEFFERSON COUNTY R-1	5222	LITTLE ELEMENTARY SCHOOL	4TH	0	4	1	16	37	58	21	36.21%
1420	JEFFERSON COUNTY R-1	5222	LITTLE ELEMENTARY SCHOOL	5TH	1	1	1	15	26	44	18	40.91%
1420	JEFFERSON COUNTY R-1	5222	LITTLE ELEMENTARY SCHOOL	6TH	2	6	3	15	46	72	26	36.11%
1420	JEFFERSON COUNTY R-1	5222	LITTLE ELEMENTARY SCHOOL	SCHOOL T	4	20	11	103	261	399	138	34.59%
1420	JEFFERSON COUNTY R-1	5350	LUKAS ELEMENTARY SCHOOL	HALF DAY	0	1	1	5	41	48	7	14.58%
1420	JEFFERSON COUNTY R-1	5350	LUKAS ELEMENTARY SCHOOL	KINDERG	0	2	0	0	22	24	2	8.33%
1420	JEFFERSON COUNTY R-1	5350	LUKAS ELEMENTARY SCHOOL	1ST	0	3	2	11	55	71	16	22.54%
1420	JEFFERSON COUNTY R-1	5350	LUKAS ELEMENTARY SCHOOL	2ND	0	3	2	9	67	81	14	17.28%
1420	JEFFERSON COUNTY R-1	5350	LUKAS ELEMENTARY SCHOOL	3RD	1	2	2	12	51	68	17	25.00%
1420	JEFFERSON COUNTY R-1	5350	LUKAS ELEMENTARY SCHOOL	4TH	1	2	2	6	61	72	11	15.28%
1420	JEFFERSON COUNTY R-1	5350	LUKAS ELEMENTARY SCHOOL	5TH	0	5	1	7	61	74	13	17.57%
1420	JEFFERSON COUNTY R-1	5350	LUKAS ELEMENTARY SCHOOL	6TH	0	5	3	9	71	88	17	19.32%
1420	JEFFERSON COUNTY R-1	5350	LUKAS ELEMENTARY SCHOOL	SCHOOL T	2	23	13	59	429	526	97	18.44%
1420	JEFFERSON COUNTY R-1	5354	LUMBERG ELEMENTARY SCHOOL	HALF DAY	1	0	4	70	14	89	75	84.27%
1420	JEFFERSON COUNTY R-1	5354	LUMBERG ELEMENTARY SCHOOL	1ST	1	0	1	65	15	82	67	81.71%
1420	JEFFERSON COUNTY R-1	5354	LUMBERG ELEMENTARY SCHOOL	2ND	2	3	5	54	17	81	64	79.01%
1420	JEFFERSON COUNTY R-1	5354	LUMBERG ELEMENTARY SCHOOL	3RD	2	0	4	66	12	84	72	85.71%
1420	JEFFERSON COUNTY R-1	5354	LUMBERG ELEMENTARY SCHOOL	4TH	2	1	4	51	7	65	58	89.23%
1420	JEFFERSON COUNTY R-1	5354	LUMBERG ELEMENTARY SCHOOL	5TH	0	2	3	59	13	77	64	83.12%
1420	JEFFERSON COUNTY R-1	5354	LUMBERG ELEMENTARY SCHOOL	6TH	0	0	7	50	15	72	57	79.17%
1420	JEFFERSON COUNTY R-1	5354	LUMBERG ELEMENTARY SCHOOL	SCHOOL T	8	6	28	415	93	550	457	83.09%
1420	JEFFERSON COUNTY R-1	5415	ROCKY MOUNTAIN DEAF SCHOOL	PK	0	1	0	4	7	12	5	41.67%
1420	JEFFERSON COUNTY R-1	5415	ROCKY MOUNTAIN DEAF SCHOOL	KINDERG	0	1	0	0	3	4	1	25.00%
1420	JEFFERSON COUNTY R-1	5415	ROCKY MOUNTAIN DEAF SCHOOL	2ND	0	0	1	1	2	4	2	50.00%
1420	JEFFERSON COUNTY R-1	5415	ROCKY MOUNTAIN DEAF SCHOOL	3RD	0	0	0	2	2	4	2	50.00%
1420	JEFFERSON COUNTY R-1	5415	ROCKY MOUNTAIN DEAF SCHOOL	4TH	0	0	0	0	4	4	0	0.00%
1420	JEFFERSON COUNTY R-1	5415	ROCKY MOUNTAIN DEAF SCHOOL	5TH	0	0	1	1	6	8	2	25.00%
1420	JEFFERSON COUNTY R-1	5415	ROCKY MOUNTAIN DEAF SCHOOL	6TH	0	0	0	0	3	3	0	0.00%
1420	JEFFERSON COUNTY R-1	5415	ROCKY MOUNTAIN DEAF SCHOOL	SCHOOL T	0	2	2	8	27	39	12	30.77%
1420	JEFFERSON COUNTY R-1	5454	MANDALAY MIDDLE SCHOOL	7TH	4	20	5	42	159	230	71	30.87%
1420	JEFFERSON COUNTY R-1	5454	MANDALAY MIDDLE SCHOOL	8TH	3	14	4	33	165	219	54	24.66%
1420	JEFFERSON COUNTY R-1	5454	MANDALAY MIDDLE SCHOOL	SCHOOL T	7	34	9	75	324	449	125	27.84%
1420	JEFFERSON COUNTY R-1	5472	MANNING OPTIONS SCHOOL	7TH	4	14	2	9	185	214	29	13.55%
1420	JEFFERSON COUNTY R-1	5472	MANNING OPTIONS SCHOOL	8TH	1	6	1	9	186	203	17	8.37%
1420	JEFFERSON COUNTY R-1	5472	MANNING OPTIONS SCHOOL	SCHOOL T	5	20	3	18	371	417	46	11.03%
1420	JEFFERSON COUNTY R-1	5524	MAPLE GROVE ELEMENTARY SCHOOL	HALF DAY	0	0	0	2	17	19	2	10.53%
1420	JEFFERSON COUNTY R-1	5524	MAPLE GROVE ELEMENTARY SCHOOL	KINDERG	0	1	0	1	21	23	2	8.70%
1420	JEFFERSON COUNTY R-1	5524	MAPLE GROVE ELEMENTARY SCHOOL	1ST	0	3	1	7	46	57	11	19.30%




COLORADO DEPARTMENT OF EDUCATION
FALL 2007 PUPIL MEMBERSHIP BY DISTRICT, SCHOOL, GRADE, RACE/ETHNICITY, AND GENDER

District Code	DISTRICT	School Code	SCHOOL	GRADE	AMERICAN	ASIAN OR	BLACK (NOT	WHITE (NOT		Total	Total	
					INDIAN OR ALASKAN NATIVE	PACIFIC ISLANDER	HISPANIC)	HISPANIC	HISPANIC)		Minority	% Minority
1420	JEFFERSON COUNTY R-1	5524	MAPLE GROVE ELEMENTARY SCHOOL	2ND	2	1	1	5	48	57	9	15.79%
1420	JEFFERSON COUNTY R-1	5524	MAPLE GROVE ELEMENTARY SCHOOL	3RD	0	0	2	2	58	62	4	6.45%
1420	JEFFERSON COUNTY R-1	5524	MAPLE GROVE ELEMENTARY SCHOOL	4TH	0	1	1	6	49	57	8	14.04%
1420	JEFFERSON COUNTY R-1	5524	MAPLE GROVE ELEMENTARY SCHOOL	5TH	1	1	2	1	49	54	5	9.26%
1420	JEFFERSON COUNTY R-1	5524	MAPLE GROVE ELEMENTARY SCHOOL	6TH	0	1	2	6	54	63	9	14.29%
1420	JEFFERSON COUNTY R-1	5524	MAPLE GROVE ELEMENTARY SCHOOL	SCHOOL T	3	8	9	30	342	392	50	12.76%
1420	JEFFERSON COUNTY R-1	5580	MARSHDALE ELEMENTARY SCHOOL	HALF DAY	0	0	0	1	35	36	1	2.78%
1420	JEFFERSON COUNTY R-1	5580	MARSHDALE ELEMENTARY SCHOOL	KINDERG/	0	0	0	1	20	21	1	4.76%
1420	JEFFERSON COUNTY R-1	5580	MARSHDALE ELEMENTARY SCHOOL	1ST	1	2	0	1	53	57	4	7.02%
1420	JEFFERSON COUNTY R-1	5580	MARSHDALE ELEMENTARY SCHOOL	2ND	2	3	1	5	52	63	11	17.46%
1420	JEFFERSON COUNTY R-1	5580	MARSHDALE ELEMENTARY SCHOOL	3RD	1	0	0	1	47	49	2	4.08%
1420	JEFFERSON COUNTY R-1	5580	MARSHDALE ELEMENTARY SCHOOL	4TH	0	3	0	2	59	64	5	7.81%
1420	JEFFERSON COUNTY R-1	5580	MARSHDALE ELEMENTARY SCHOOL	5TH	3	1	0	1	75	80	5	6.25%
1420	JEFFERSON COUNTY R-1	5580	MARSHDALE ELEMENTARY SCHOOL	SCHOOL T	7	9	1	12	341	370	29	7.84%
1420	JEFFERSON COUNTY R-1	5596	MARTENSEN ELEMENTARY SCHOOL	PK	1	1	2	11	24	39	15	38.46%
1420	JEFFERSON COUNTY R-1	5596	MARTENSEN ELEMENTARY SCHOOL	HALF DAY	0	2	0	12	10	24	14	58.33%
1420	JEFFERSON COUNTY R-1	5596	MARTENSEN ELEMENTARY SCHOOL	1ST	1	0	0	12	16	29	13	44.83%
1420	JEFFERSON COUNTY R-1	5596	MARTENSEN ELEMENTARY SCHOOL	2ND	1	2	0	10	15	28	13	46.43%
1420	JEFFERSON COUNTY R-1	5596	MARTENSEN ELEMENTARY SCHOOL	3RD	3	1	1	11	8	24	16	66.67%
1420	JEFFERSON COUNTY R-1	5596	MARTENSEN ELEMENTARY SCHOOL	4TH	0	0	1	17	17	35	18	51.43%
1420	JEFFERSON COUNTY R-1	5596	MARTENSEN ELEMENTARY SCHOOL	5TH	0	1	1	8	13	23	10	43.48%
1420	JEFFERSON COUNTY R-1	5596	MARTENSEN ELEMENTARY SCHOOL	6TH	3	1	1	7	15	27	12	44.44%
1420	JEFFERSON COUNTY R-1	5596	MARTENSEN ELEMENTARY SCHOOL	SCHOOL T	9	8	6	88	118	229	111	48.47%
1420	JEFFERSON COUNTY R-1	5623	LONGVIEW HIGH SCHOOL	10TH	0	0	0	0	5	5	0	0.00%
1420	JEFFERSON COUNTY R-1	5623	LONGVIEW HIGH SCHOOL	11TH	0	0	0	2	13	15	2	13.33%
1420	JEFFERSON COUNTY R-1	5623	LONGVIEW HIGH SCHOOL	12TH	0	0	0	2	37	39	2	5.13%
1420	JEFFERSON COUNTY R-1	5623	LONGVIEW HIGH SCHOOL	SCHOOL T	0	0	0	4	55	59	4	6.78%
1420	JEFFERSON COUNTY R-1	5758	MEIKLEJOHN ELEMENTARY	PK	0	2	0	5	98	105	7	6.67%
1420	JEFFERSON COUNTY R-1	5758	MEIKLEJOHN ELEMENTARY	HALF DAY	0	0	0	0	25	25	0	0.00%
1420	JEFFERSON COUNTY R-1	5758	MEIKLEJOHN ELEMENTARY	KINDERG/	0	3	0	1	39	43	4	9.30%
1420	JEFFERSON COUNTY R-1	5758	MEIKLEJOHN ELEMENTARY	1ST	0	1	0	1	49	51	2	3.92%
1420	JEFFERSON COUNTY R-1	5758	MEIKLEJOHN ELEMENTARY	2ND	0	1	0	1	35	37	2	5.41%
1420	JEFFERSON COUNTY R-1	5758	MEIKLEJOHN ELEMENTARY	3RD	0	1	1	4	35	41	6	14.63%
1420	JEFFERSON COUNTY R-1	5758	MEIKLEJOHN ELEMENTARY	4TH	0	3	1	1	35	40	5	12.50%
1420	JEFFERSON COUNTY R-1	5758	MEIKLEJOHN ELEMENTARY	5TH	0	0	0	1	29	30	1	3.33%
1420	JEFFERSON COUNTY R-1	5758	MEIKLEJOHN ELEMENTARY	6TH	0	0	0	2	20	22	2	9.09%
1420	JEFFERSON COUNTY R-1	5758	MEIKLEJOHN ELEMENTARY	SCHOOL T	0	11	2	16	365	394	29	7.36%
1420	JEFFERSON COUNTY R-1	5892	MILLER SPECIAL EDUCATION	PK	0	1	1	14	26	42	16	38.10%
1420	JEFFERSON COUNTY R-1	5892	MILLER SPECIAL EDUCATION	HALF DAY	0	0	0	2	6	8	2	25.00%
1420	JEFFERSON COUNTY R-1	5892	MILLER SPECIAL EDUCATION	1ST	0	0	0	2	5	7	2	28.57%
1420	JEFFERSON COUNTY R-1	5892	MILLER SPECIAL EDUCATION	2ND	0	0	0	3	3	6	3	50.00%
1420	JEFFERSON COUNTY R-1	5892	MILLER SPECIAL EDUCATION	3RD	0	0	0	1	7	8	1	12.50%
1420	JEFFERSON COUNTY R-1	5892	MILLER SPECIAL EDUCATION	4TH	0	0	0	0	1	1	0	0.00%
1420	JEFFERSON COUNTY R-1	5892	MILLER SPECIAL EDUCATION	5TH	0	1	0	1	5	7	2	28.57%
1420	JEFFERSON COUNTY R-1	5892	MILLER SPECIAL EDUCATION	6TH	0	0	0	1	2	3	1	33.33%
1420	JEFFERSON COUNTY R-1	5892	MILLER SPECIAL EDUCATION	7TH	0	0	0	1	6	7	1	14.29%
1420	JEFFERSON COUNTY R-1	5892	MILLER SPECIAL EDUCATION	8TH	0	0	0	0	9	9	0	0.00%
1420	JEFFERSON COUNTY R-1	5892	MILLER SPECIAL EDUCATION	9TH	0	0	1	2	6	9	3	33.33%
1420	JEFFERSON COUNTY R-1	5892	MILLER SPECIAL EDUCATION	10TH	0	0	0	3	10	13	3	23.08%
1420	JEFFERSON COUNTY R-1	5892	MILLER SPECIAL EDUCATION	11TH	0	2	0	2	11	15	4	26.67%
1420	JEFFERSON COUNTY R-1	5892	MILLER SPECIAL EDUCATION	12TH	3	4	1	13	100	121	21	17.36%
1420	JEFFERSON COUNTY R-1	5892	MILLER SPECIAL EDUCATION	SCHOOL T	3	8	3	45	197	256	59	23.05%
1420	JEFFERSON COUNTY R-1	5944	MITCHELL ELEMENTARY SCHOOL	HALF DAY	0	3	0	4	31	38	7	18.42%
1420	JEFFERSON COUNTY R-1	5944	MITCHELL ELEMENTARY SCHOOL	KINDERG/	0	7	0	1	40	48	8	16.67%
1420	JEFFERSON COUNTY R-1	5944	MITCHELL ELEMENTARY SCHOOL	1ST	0	1	0	7	66	74	8	10.81%
1420	JEFFERSON COUNTY R-1	5944	MITCHELL ELEMENTARY SCHOOL	2ND	0	3	1	5	74	83	9	10.84%
1420	JEFFERSON COUNTY R-1	5944	MITCHELL ELEMENTARY SCHOOL	3RD	0	6	0	5	61	72	11	15.28%
1420	JEFFERSON COUNTY R-1	5944	MITCHELL ELEMENTARY SCHOOL	4TH	1	2	0	7	72	82	10	12.20%
1420	JEFFERSON COUNTY R-1	5944	MITCHELL ELEMENTARY SCHOOL	5TH	1	8	0	10	57	76	19	25.00%
1420	JEFFERSON COUNTY R-1	5944	MITCHELL ELEMENTARY SCHOOL	6TH	0	3	0	5	64	72	8	11.11%
1420	JEFFERSON COUNTY R-1	5944	MITCHELL ELEMENTARY SCHOOL	SCHOOL T	2	33	1	44	465	545	80	14.68%
1420	JEFFERSON COUNTY R-1	5972	MOLHOLM ELEMENTARY SCHOOL	PK	0	2	1	55	6	64	58	90.63%
1420	JEFFERSON COUNTY R-1	5972	MOLHOLM ELEMENTARY SCHOOL	KINDERG/	0	0	4	67	16	87	71	81.61%



COLORADO DEPARTMENT OF EDUCATION
FALL 2007 PUPIL MEMBERSHIP BY DISTRICT, SCHOOL, GRADE, RACE/ETHNICITY, AND GENDER

District Code	DISTRICT	School Code	SCHOOL	GRADE	AMERICAN INDIAN OR ALASKAN NATIVE	ASIAN OR PACIFIC ISLANDER	BLACK (NOT HISPANIC)	HISPANIC	WHITE (NOT HISPANIC)	Total	Total	
											Minority	% Minority
1420	JEFFERSON COUNTY R-1	5972	MOLHOLM ELEMENTARY SCHOOL	1ST	2	1	0	55	10	68	58	85.29%
1420	JEFFERSON COUNTY R-1	5972	MOLHOLM ELEMENTARY SCHOOL	2ND	3	0	2	36	15	56	41	73.21%
1420	JEFFERSON COUNTY R-1	5972	MOLHOLM ELEMENTARY SCHOOL	3RD	2	1	3	54	11	71	60	84.51%
1420	JEFFERSON COUNTY R-1	5972	MOLHOLM ELEMENTARY SCHOOL	4TH	0	1	3	34	15	53	38	71.70%
1420	JEFFERSON COUNTY R-1	5972	MOLHOLM ELEMENTARY SCHOOL	5TH	2	1	2	39	8	52	44	84.62%
1420	JEFFERSON COUNTY R-1	5972	MOLHOLM ELEMENTARY SCHOOL	6TH	0	0	2	41	19	62	43	69.35%
1420	JEFFERSON COUNTY R-1	5972	MOLHOLM ELEMENTARY SCHOOL	SCHOOL T	9	6	17	381	100	513	413	80.51%
1420	JEFFERSON COUNTY R-1	5994	MONTESSORI PEAKS CHARTER ACADEMY	PK	0	3	0	1	65	69	4	5.80%
1420	JEFFERSON COUNTY R-1	5994	MONTESSORI PEAKS CHARTER ACADEMY	HALF DAY	0	0	0	3	14	17	3	17.65%
1420	JEFFERSON COUNTY R-1	5994	MONTESSORI PEAKS CHARTER ACADEMY	KINDERG/	0	5	0	4	37	46	9	19.57%
1420	JEFFERSON COUNTY R-1	5994	MONTESSORI PEAKS CHARTER ACADEMY	1ST	0	2	2	5	64	73	9	12.33%
1420	JEFFERSON COUNTY R-1	5994	MONTESSORI PEAKS CHARTER ACADEMY	2ND	0	5	0	5	65	75	10	13.33%
1420	JEFFERSON COUNTY R-1	5994	MONTESSORI PEAKS CHARTER ACADEMY	3RD	0	1	0	8	63	72	9	12.50%
1420	JEFFERSON COUNTY R-1	5994	MONTESSORI PEAKS CHARTER ACADEMY	4TH	0	3	0	8	54	65	11	16.92%
1420	JEFFERSON COUNTY R-1	5994	MONTESSORI PEAKS CHARTER ACADEMY	5TH	0	2	0	7	42	51	9	17.65%
1420	JEFFERSON COUNTY R-1	5994	MONTESSORI PEAKS CHARTER ACADEMY	6TH	0	2	1	3	20	26	6	23.08%
1420	JEFFERSON COUNTY R-1	5994	MONTESSORI PEAKS CHARTER ACADEMY	7TH	0	0	0	0	4	4	0	0.00%
1420	JEFFERSON COUNTY R-1	5994	MONTESSORI PEAKS CHARTER ACADEMY	SCHOOL T	0	23	3	44	428	498	70	14.06%
1420	JEFFERSON COUNTY R-1	6090	MOORE MIDDLE SCHOOL	7TH	2	7	12	49	221	291	70	24.05%
1420	JEFFERSON COUNTY R-1	6090	MOORE MIDDLE SCHOOL	8TH	6	8	8	63	223	308	85	27.60%
1420	JEFFERSON COUNTY R-1	6090	MOORE MIDDLE SCHOOL	SCHOOL T	8	15	20	112	444	599	155	25.88%
1420	JEFFERSON COUNTY R-1	6133	MORTENSEN ELEMENTARY SCHOOL	PK	0	1	0	7	36	44	8	18.18%
1420	JEFFERSON COUNTY R-1	6133	MORTENSEN ELEMENTARY SCHOOL	HALF DAY	0	0	2	6	45	53	8	15.09%
1420	JEFFERSON COUNTY R-1	6133	MORTENSEN ELEMENTARY SCHOOL	KINDERG/	0	2	0	1	19	22	3	13.64%
1420	JEFFERSON COUNTY R-1	6133	MORTENSEN ELEMENTARY SCHOOL	1ST	0	2	1	6	46	55	9	16.36%
1420	JEFFERSON COUNTY R-1	6133	MORTENSEN ELEMENTARY SCHOOL	2ND	1	2	1	7	39	50	11	22.00%
1420	JEFFERSON COUNTY R-1	6133	MORTENSEN ELEMENTARY SCHOOL	3RD	0	1	1	6	47	55	8	14.55%
1420	JEFFERSON COUNTY R-1	6133	MORTENSEN ELEMENTARY SCHOOL	4TH	2	3	0	6	39	50	11	22.00%
1420	JEFFERSON COUNTY R-1	6133	MORTENSEN ELEMENTARY SCHOOL	5TH	0	0	1	11	36	48	12	25.00%
1420	JEFFERSON COUNTY R-1	6133	MORTENSEN ELEMENTARY SCHOOL	6TH	1	1	1	7	36	46	10	21.74%
1420	JEFFERSON COUNTY R-1	6133	MORTENSEN ELEMENTARY SCHOOL	SCHOOL T	4	12	7	57	343	423	80	18.91%
1420	JEFFERSON COUNTY R-1	6135	MOUNT CARBON ELEMENTARY SCHOOL	HALF DAY	0	0	1	4	22	27	5	18.52%
1420	JEFFERSON COUNTY R-1	6135	MOUNT CARBON ELEMENTARY SCHOOL	KINDERG/	0	2	1	3	15	21	6	28.57%
1420	JEFFERSON COUNTY R-1	6135	MOUNT CARBON ELEMENTARY SCHOOL	1ST	0	1	0	9	50	60	10	16.67%
1420	JEFFERSON COUNTY R-1	6135	MOUNT CARBON ELEMENTARY SCHOOL	2ND	0	4	1	7	46	58	12	20.69%
1420	JEFFERSON COUNTY R-1	6135	MOUNT CARBON ELEMENTARY SCHOOL	3RD	0	2	0	6	49	57	8	14.04%
1420	JEFFERSON COUNTY R-1	6135	MOUNT CARBON ELEMENTARY SCHOOL	4TH	0	1	0	8	40	49	9	18.37%
1420	JEFFERSON COUNTY R-1	6135	MOUNT CARBON ELEMENTARY SCHOOL	5TH	0	1	1	9	54	65	11	16.92%
1420	JEFFERSON COUNTY R-1	6135	MOUNT CARBON ELEMENTARY SCHOOL	6TH	0	2	2	5	51	60	9	15.00%
1420	JEFFERSON COUNTY R-1	6135	MOUNT CARBON ELEMENTARY SCHOOL	SCHOOL T	0	13	6	51	327	397	70	17.63%
1420	JEFFERSON COUNTY R-1	6139	MOUNTAIN PHOENIX COMMUNITY SCHOOL	HALF DAY	0	0	0	0	10	10	0	0.00%
1420	JEFFERSON COUNTY R-1	6139	MOUNTAIN PHOENIX COMMUNITY SCHOOL	1ST	0	0	0	0	7	7	0	0.00%
1420	JEFFERSON COUNTY R-1	6139	MOUNTAIN PHOENIX COMMUNITY SCHOOL	2ND	0	0	0	0	4	4	0	0.00%
1420	JEFFERSON COUNTY R-1	6139	MOUNTAIN PHOENIX COMMUNITY SCHOOL	3RD	0	0	0	0	8	8	0	0.00%
1420	JEFFERSON COUNTY R-1	6139	MOUNTAIN PHOENIX COMMUNITY SCHOOL	4TH	0	0	0	0	7	7	0	0.00%
1420	JEFFERSON COUNTY R-1	6139	MOUNTAIN PHOENIX COMMUNITY SCHOOL	5TH	0	0	0	0	5	5	0	0.00%
1420	JEFFERSON COUNTY R-1	6139	MOUNTAIN PHOENIX COMMUNITY SCHOOL	6TH	0	0	0	0	5	5	0	0.00%
1420	JEFFERSON COUNTY R-1	6139	MOUNTAIN PHOENIX COMMUNITY SCHOOL	7TH	0	0	0	0	1	1	0	0.00%
1420	JEFFERSON COUNTY R-1	6139	MOUNTAIN PHOENIX COMMUNITY SCHOOL	8TH	0	0	0	0	1	1	0	0.00%
1420	JEFFERSON COUNTY R-1	6139	MOUNTAIN PHOENIX COMMUNITY SCHOOL	SCHOOL T	0	0	0	0	48	48	0	0.00%
1420	JEFFERSON COUNTY R-1	6237	NEW AMERICA SCHOOL	9TH	0	3	0	105	0	108	108	100.00%
1420	JEFFERSON COUNTY R-1	6237	NEW AMERICA SCHOOL	10TH	0	0	0	46	0	46	46	100.00%
1420	JEFFERSON COUNTY R-1	6237	NEW AMERICA SCHOOL	11TH	0	2	0	31	1	34	33	97.06%
1420	JEFFERSON COUNTY R-1	6237	NEW AMERICA SCHOOL	12TH	0	6	0	30	0	36	36	100.00%
1420	JEFFERSON COUNTY R-1	6237	NEW AMERICA SCHOOL	SCHOOL T	0	11	0	212	1	224	223	99.55%
1420	JEFFERSON COUNTY R-1	6286	NORMANDY ELEMENTARY SCHOOL	HALF DAY	0	0	0	2	34	36	2	5.56%
1420	JEFFERSON COUNTY R-1	6286	NORMANDY ELEMENTARY SCHOOL	KINDERG/	0	4	0	4	38	46	8	17.39%
1420	JEFFERSON COUNTY R-1	6286	NORMANDY ELEMENTARY SCHOOL	1ST	0	6	0	4	100	110	10	9.09%
1420	JEFFERSON COUNTY R-1	6286	NORMANDY ELEMENTARY SCHOOL	2ND	0	7	1	9	101	118	17	14.41%
1420	JEFFERSON COUNTY R-1	6286	NORMANDY ELEMENTARY SCHOOL	3RD	0	5	1	6	99	111	12	10.81%
1420	JEFFERSON COUNTY R-1	6286	NORMANDY ELEMENTARY SCHOOL	4TH	0	3	1	9	93	106	13	12.26%
1420	JEFFERSON COUNTY R-1	6286	NORMANDY ELEMENTARY SCHOOL	5TH	1	8	0	4	83	96	13	13.54%
1420	JEFFERSON COUNTY R-1	6286	NORMANDY ELEMENTARY SCHOOL	6TH	2	3	2	3	81	91	10	10.99%




COLORADO DEPARTMENT OF EDUCATION
FALL 2007 PUPIL MEMBERSHIP BY DISTRICT, SCHOOL, GRADE, RACE/ETHNICITY, AND GENDER

District Code	DISTRICT	School Code	SCHOOL	GRADE	AMERICAN	ASIAN OR	BLACK (NOT	WHITE (NOT		Total	Total	
					INDIAN OR ALASKAN NATIVE	PACIFIC ISLANDER	HISPANIC)	HISPANIC	HISPANIC)		Minority	% Minority
1420	JEFFERSON COUNTY R-1	6286	NORMANDY ELEMENTARY SCHOOL	SCHOOL T	3	36	5	41	629	714	85	11.90%
1420	JEFFERSON COUNTY R-1	6330	NORTH ARVADA MIDDLE SCHOOL	7TH	0	15	2	74	152	243	91	37.45%
1420	JEFFERSON COUNTY R-1	6330	NORTH ARVADA MIDDLE SCHOOL	8TH	4	14	5	64	157	244	87	35.66%
1420	JEFFERSON COUNTY R-1	6330	NORTH ARVADA MIDDLE SCHOOL	SCHOOL T	4	29	7	138	309	487	178	36.55%
1420	JEFFERSON COUNTY R-1	6470	OBERON JUNIOR HIGH SCHOOL	7TH	3	13	2	37	324	379	55	14.51%
1420	JEFFERSON COUNTY R-1	6470	OBERON JUNIOR HIGH SCHOOL	8TH	6	6	7	37	316	372	56	15.05%
1420	JEFFERSON COUNTY R-1	6470	OBERON JUNIOR HIGH SCHOOL	SCHOOL T	9	19	9	74	640	751	111	14.78%
1420	JEFFERSON COUNTY R-1	6474	O'CONNELL MIDDLE SCHOOL	7TH	8	10	14	137	63	232	169	72.84%
1420	JEFFERSON COUNTY R-1	6474	O'CONNELL MIDDLE SCHOOL	8TH	5	16	11	163	78	273	195	71.43%
1420	JEFFERSON COUNTY R-1	6474	O'CONNELL MIDDLE SCHOOL	SCHOOL T	13	26	25	300	141	505	364	72.08%
1420	JEFFERSON COUNTY R-1	6539	JEFFERSON COUNTY OPEN ELEMENTARY SCHOOL	PK	0	1	0	10	17	28	11	39.29%
1420	JEFFERSON COUNTY R-1	6539	JEFFERSON COUNTY OPEN ELEMENTARY SCHOOL	HALF DAY	2	0	0	1	25	28	3	10.71%
1420	JEFFERSON COUNTY R-1	6539	JEFFERSON COUNTY OPEN ELEMENTARY SCHOOL	1ST	1	0	0	3	23	27	4	14.81%
1420	JEFFERSON COUNTY R-1	6539	JEFFERSON COUNTY OPEN ELEMENTARY SCHOOL	2ND	1	1	0	6	21	29	8	27.59%
1420	JEFFERSON COUNTY R-1	6539	JEFFERSON COUNTY OPEN ELEMENTARY SCHOOL	3RD	0	0	0	3	29	32	3	9.38%
1420	JEFFERSON COUNTY R-1	6539	JEFFERSON COUNTY OPEN ELEMENTARY SCHOOL	4TH	2	0	1	4	22	29	7	24.14%
1420	JEFFERSON COUNTY R-1	6539	JEFFERSON COUNTY OPEN ELEMENTARY SCHOOL	5TH	0	0	1	3	22	26	4	15.38%
1420	JEFFERSON COUNTY R-1	6539	JEFFERSON COUNTY OPEN ELEMENTARY SCHOOL	6TH	1	1	1	3	26	32	6	18.75%
1420	JEFFERSON COUNTY R-1	6539	JEFFERSON COUNTY OPEN ELEMENTARY SCHOOL	SCHOOL T	7	3	3	33	185	231	46	19.91%
1420	JEFFERSON COUNTY R-1	6541	JEFFERSON COUNTY OPEN SECONDARY	7TH	2	0	0	3	27	32	5	15.63%
1420	JEFFERSON COUNTY R-1	6541	JEFFERSON COUNTY OPEN SECONDARY	8TH	1	2	2	4	37	46	9	19.57%
1420	JEFFERSON COUNTY R-1	6541	JEFFERSON COUNTY OPEN SECONDARY	9TH	2	0	2	11	42	57	15	26.32%
1420	JEFFERSON COUNTY R-1	6541	JEFFERSON COUNTY OPEN SECONDARY	10TH	2	2	0	6	51	61	10	16.39%
1420	JEFFERSON COUNTY R-1	6541	JEFFERSON COUNTY OPEN SECONDARY	11TH	1	1	1	8	62	73	11	15.07%
1420	JEFFERSON COUNTY R-1	6541	JEFFERSON COUNTY OPEN SECONDARY	12TH	2	0	2	10	72	86	14	16.28%
1420	JEFFERSON COUNTY R-1	6541	JEFFERSON COUNTY OPEN SECONDARY	SCHOOL T	10	5	7	42	291	355	64	18.03%
1420	JEFFERSON COUNTY R-1	6804	PARMALEE ELEMENTARY SCHOOL	HALF DAY	0	0	1	0	30	31	1	3.23%
1420	JEFFERSON COUNTY R-1	6804	PARMALEE ELEMENTARY SCHOOL	1ST	1	1	0	1	34	37	3	8.11%
1420	JEFFERSON COUNTY R-1	6804	PARMALEE ELEMENTARY SCHOOL	2ND	0	1	0	2	30	33	3	9.09%
1420	JEFFERSON COUNTY R-1	6804	PARMALEE ELEMENTARY SCHOOL	3RD	1	1	2	0	29	33	4	12.12%
1420	JEFFERSON COUNTY R-1	6804	PARMALEE ELEMENTARY SCHOOL	4TH	0	1	1	4	35	41	6	14.63%
1420	JEFFERSON COUNTY R-1	6804	PARMALEE ELEMENTARY SCHOOL	5TH	0	0	1	1	43	45	2	4.44%
1420	JEFFERSON COUNTY R-1	6804	PARMALEE ELEMENTARY SCHOOL	SCHOOL T	2	4	5	8	201	220	19	8.64%
1420	JEFFERSON COUNTY R-1	6806	PARR ELEMENTARY SCHOOL	PK	2	8	4	28	95	137	42	30.66%
1420	JEFFERSON COUNTY R-1	6806	PARR ELEMENTARY SCHOOL	HALF DAY	0	1	1	16	23	41	18	43.90%
1420	JEFFERSON COUNTY R-1	6806	PARR ELEMENTARY SCHOOL	1ST	2	1	0	14	23	40	17	42.50%
1420	JEFFERSON COUNTY R-1	6806	PARR ELEMENTARY SCHOOL	2ND	0	0	2	10	20	32	12	37.50%
1420	JEFFERSON COUNTY R-1	6806	PARR ELEMENTARY SCHOOL	3RD	0	0	3	5	27	35	8	22.86%
1420	JEFFERSON COUNTY R-1	6806	PARR ELEMENTARY SCHOOL	4TH	1	2	2	8	27	40	13	32.50%
1420	JEFFERSON COUNTY R-1	6806	PARR ELEMENTARY SCHOOL	5TH	1	1	4	15	20	41	21	51.22%
1420	JEFFERSON COUNTY R-1	6806	PARR ELEMENTARY SCHOOL	6TH	1	1	0	5	22	29	7	24.14%
1420	JEFFERSON COUNTY R-1	6806	PARR ELEMENTARY SCHOOL	SCHOOL T	7	14	16	101	257	395	138	34.94%
1420	JEFFERSON COUNTY R-1	6808	PATTERSON ELEMENTARY SCHOOL	PK	2	15	1	39	92	149	57	38.26%
1420	JEFFERSON COUNTY R-1	6808	PATTERSON ELEMENTARY SCHOOL	HALF DAY	0	2	3	9	29	43	14	32.56%
1420	JEFFERSON COUNTY R-1	6808	PATTERSON ELEMENTARY SCHOOL	KINDERG/	0	2	0	2	11	15	4	26.67%
1420	JEFFERSON COUNTY R-1	6808	PATTERSON ELEMENTARY SCHOOL	1ST	1	3	2	19	31	56	25	44.64%
1420	JEFFERSON COUNTY R-1	6808	PATTERSON ELEMENTARY SCHOOL	2ND	0	2	2	15	23	42	19	45.24%
1420	JEFFERSON COUNTY R-1	6808	PATTERSON ELEMENTARY SCHOOL	3RD	2	4	3	18	31	58	27	46.55%
1420	JEFFERSON COUNTY R-1	6808	PATTERSON ELEMENTARY SCHOOL	4TH	1	1	2	16	20	40	20	50.00%
1420	JEFFERSON COUNTY R-1	6808	PATTERSON ELEMENTARY SCHOOL	5TH	2	2	0	13	38	55	17	30.91%
1420	JEFFERSON COUNTY R-1	6808	PATTERSON ELEMENTARY SCHOOL	6TH	1	3	5	16	36	61	25	40.98%
1420	JEFFERSON COUNTY R-1	6808	PATTERSON ELEMENTARY SCHOOL	SCHOOL T	9	34	18	147	311	519	208	40.08%
1420	JEFFERSON COUNTY R-1	6828	PECK ELEMENTARY SCHOOL	HALF DAY	1	0	1	7	25	34	9	26.47%
1420	JEFFERSON COUNTY R-1	6828	PECK ELEMENTARY SCHOOL	KINDERG/	0	0	0	2	15	17	2	11.76%
1420	JEFFERSON COUNTY R-1	6828	PECK ELEMENTARY SCHOOL	1ST	0	2	4	8	47	61	14	22.95%
1420	JEFFERSON COUNTY R-1	6828	PECK ELEMENTARY SCHOOL	2ND	2	2	3	12	48	67	19	28.36%
1420	JEFFERSON COUNTY R-1	6828	PECK ELEMENTARY SCHOOL	3RD	3	1	1	10	40	55	15	27.27%
1420	JEFFERSON COUNTY R-1	6828	PECK ELEMENTARY SCHOOL	4TH	2	0	1	8	40	51	11	21.57%
1420	JEFFERSON COUNTY R-1	6828	PECK ELEMENTARY SCHOOL	5TH	1	2	3	6	36	48	12	25.00%
1420	JEFFERSON COUNTY R-1	6828	PECK ELEMENTARY SCHOOL	6TH	1	0	2	11	39	53	14	26.42%
1420	JEFFERSON COUNTY R-1	6828	PECK ELEMENTARY SCHOOL	SCHOOL T	10	7	15	64	290	386	96	24.87%
1420	JEFFERSON COUNTY R-1	6844	PEIFFER ELEMENTARY SCHOOL	HALF DAY	0	2	1	9	33	45	12	26.67%
1420	JEFFERSON COUNTY R-1	6844	PEIFFER ELEMENTARY SCHOOL	KINDERG/	0	0	1	1	21	23	2	8.70%




COLORADO DEPARTMENT OF EDUCATION
FALL 2007 PUPIL MEMBERSHIP BY DISTRICT, SCHOOL, GRADE, RACE/ETHNICITY, AND GENDER

District Code	DISTRICT	School Code	SCHOOL	GRADE	AMERICAN INDIAN OR ALASKAN NATIVE	ASIAN OR PACIFIC ISLANDER	BLACK (NOT HISPANIC)	HISPANIC	WHITE (NOT HISPANIC)	Total	Total	
											Minority	% Minority
1420	JEFFERSON COUNTY R-1	6844	PEIFFER ELEMENTARY SCHOOL	1ST	1	3	1	11	50	66	16	24.24%
1420	JEFFERSON COUNTY R-1	6844	PEIFFER ELEMENTARY SCHOOL	2ND	0	3	2	7	47	59	12	20.34%
1420	JEFFERSON COUNTY R-1	6844	PEIFFER ELEMENTARY SCHOOL	3RD	1	1	1	13	45	61	16	26.23%
1420	JEFFERSON COUNTY R-1	6844	PEIFFER ELEMENTARY SCHOOL	4TH	0	3	0	11	39	53	14	26.42%
1420	JEFFERSON COUNTY R-1	6844	PEIFFER ELEMENTARY SCHOOL	5TH	0	0	2	16	41	59	18	30.51%
1420	JEFFERSON COUNTY R-1	6844	PEIFFER ELEMENTARY SCHOOL	6TH	2	2	3	11	36	54	18	33.33%
1420	JEFFERSON COUNTY R-1	6844	PEIFFER ELEMENTARY SCHOOL	SCHOOL T	4	14	11	79	312	420	108	25.71%
1420	JEFFERSON COUNTY R-1	6848	PENNINGTON ELEMENTARY SCHOOL	PK	2	2	1	22	19	46	27	58.70%
1420	JEFFERSON COUNTY R-1	6848	PENNINGTON ELEMENTARY SCHOOL	KINDERG/	2	0	1	15	21	39	18	46.15%
1420	JEFFERSON COUNTY R-1	6848	PENNINGTON ELEMENTARY SCHOOL	1ST	2	0	2	23	12	39	27	69.23%
1420	JEFFERSON COUNTY R-1	6848	PENNINGTON ELEMENTARY SCHOOL	2ND	0	0	2	11	14	27	13	48.15%
1420	JEFFERSON COUNTY R-1	6848	PENNINGTON ELEMENTARY SCHOOL	3RD	1	1	2	9	9	22	13	59.09%
1420	JEFFERSON COUNTY R-1	6848	PENNINGTON ELEMENTARY SCHOOL	4TH	0	0	2	13	24	39	15	38.46%
1420	JEFFERSON COUNTY R-1	6848	PENNINGTON ELEMENTARY SCHOOL	5TH	0	0	0	16	6	22	16	72.73%
1420	JEFFERSON COUNTY R-1	6848	PENNINGTON ELEMENTARY SCHOOL	6TH	0	0	0	14	11	25	14	56.00%
1420	JEFFERSON COUNTY R-1	6848	PENNINGTON ELEMENTARY SCHOOL	SCHOOL T	7	3	10	123	116	259	143	55.21%
1420	JEFFERSON COUNTY R-1	7078	PLEASANT VIEW ELEMENTARY SCHOOL	PK	0	3	0	8	35	46	11	23.91%
1420	JEFFERSON COUNTY R-1	7078	PLEASANT VIEW ELEMENTARY SCHOOL	HALF DAY	0	2	0	7	21	30	9	30.00%
1420	JEFFERSON COUNTY R-1	7078	PLEASANT VIEW ELEMENTARY SCHOOL	1ST	0	0	0	12	28	40	12	30.00%
1420	JEFFERSON COUNTY R-1	7078	PLEASANT VIEW ELEMENTARY SCHOOL	2ND	0	2	0	9	27	38	11	28.95%
1420	JEFFERSON COUNTY R-1	7078	PLEASANT VIEW ELEMENTARY SCHOOL	3RD	0	2	0	6	20	28	8	28.57%
1420	JEFFERSON COUNTY R-1	7078	PLEASANT VIEW ELEMENTARY SCHOOL	4TH	0	0	1	12	10	23	13	56.52%
1420	JEFFERSON COUNTY R-1	7078	PLEASANT VIEW ELEMENTARY SCHOOL	5TH	0	1	1	6	23	31	8	25.81%
1420	JEFFERSON COUNTY R-1	7078	PLEASANT VIEW ELEMENTARY SCHOOL	6TH	0	0	0	9	20	29	9	31.03%
1420	JEFFERSON COUNTY R-1	7078	PLEASANT VIEW ELEMENTARY SCHOOL	SCHOOL T	0	10	2	69	184	265	81	30.57%
1420	JEFFERSON COUNTY R-1	7114	POMONA HIGH SCHOOL	9TH	5	12	15	73	309	414	105	25.36%
1420	JEFFERSON COUNTY R-1	7114	POMONA HIGH SCHOOL	10TH	3	10	14	67	308	402	94	23.38%
1420	JEFFERSON COUNTY R-1	7114	POMONA HIGH SCHOOL	11TH	5	12	8	59	311	395	84	21.27%
1420	JEFFERSON COUNTY R-1	7114	POMONA HIGH SCHOOL	12TH	7	10	8	57	307	389	82	21.08%
1420	JEFFERSON COUNTY R-1	7114	POMONA HIGH SCHOOL	SCHOOL T	20	44	45	256	1,235	1,600	365	22.81%
1420	JEFFERSON COUNTY R-1	7128	POWDERHORN ELEMENTARY SCHOOL	HALF DAY	0	0	1	2	43	46	3	6.52%
1420	JEFFERSON COUNTY R-1	7128	POWDERHORN ELEMENTARY SCHOOL	KINDERG/	1	3	2	5	23	34	11	32.35%
1420	JEFFERSON COUNTY R-1	7128	POWDERHORN ELEMENTARY SCHOOL	1ST	1	0	1	11	80	93	13	13.98%
1420	JEFFERSON COUNTY R-1	7128	POWDERHORN ELEMENTARY SCHOOL	2ND	0	1	3	12	72	88	16	18.18%
1420	JEFFERSON COUNTY R-1	7128	POWDERHORN ELEMENTARY SCHOOL	3RD	1	1	1	11	62	76	14	18.42%
1420	JEFFERSON COUNTY R-1	7128	POWDERHORN ELEMENTARY SCHOOL	4TH	0	4	1	12	76	93	17	18.28%
1420	JEFFERSON COUNTY R-1	7128	POWDERHORN ELEMENTARY SCHOOL	5TH	2	0	3	8	82	95	13	13.68%
1420	JEFFERSON COUNTY R-1	7128	POWDERHORN ELEMENTARY SCHOOL	6TH	1	5	5	5	95	111	16	14.41%
1420	JEFFERSON COUNTY R-1	7128	POWDERHORN ELEMENTARY SCHOOL	SCHOOL T	6	14	17	66	533	636	103	16.19%
1420	JEFFERSON COUNTY R-1	7190	PROSPECT VALLEY ELEMENTARY SCHOOL	HALF DAY	1	0	0	10	29	40	11	27.50%
1420	JEFFERSON COUNTY R-1	7190	PROSPECT VALLEY ELEMENTARY SCHOOL	KINDERG/	0	0	0	2	25	27	2	7.41%
1420	JEFFERSON COUNTY R-1	7190	PROSPECT VALLEY ELEMENTARY SCHOOL	1ST	2	2	1	9	52	66	14	21.21%
1420	JEFFERSON COUNTY R-1	7190	PROSPECT VALLEY ELEMENTARY SCHOOL	2ND	0	1	0	12	52	65	13	20.00%
1420	JEFFERSON COUNTY R-1	7190	PROSPECT VALLEY ELEMENTARY SCHOOL	3RD	3	1	1	8	57	70	13	18.57%
1420	JEFFERSON COUNTY R-1	7190	PROSPECT VALLEY ELEMENTARY SCHOOL	4TH	2	1	0	12	56	71	15	21.13%
1420	JEFFERSON COUNTY R-1	7190	PROSPECT VALLEY ELEMENTARY SCHOOL	5TH	2	2	0	10	49	63	14	22.22%
1420	JEFFERSON COUNTY R-1	7190	PROSPECT VALLEY ELEMENTARY SCHOOL	6TH	1	2	0	9	67	79	12	15.19%
1420	JEFFERSON COUNTY R-1	7190	PROSPECT VALLEY ELEMENTARY SCHOOL	SCHOOL T	11	9	2	72	387	481	94	19.54%
1420	JEFFERSON COUNTY R-1	7238	RALSTON ELEMENTARY SCHOOL	HALF DAY	0	2	0	0	13	15	2	13.33%
1420	JEFFERSON COUNTY R-1	7238	RALSTON ELEMENTARY SCHOOL	KINDERG/	0	3	0	1	27	31	4	12.90%
1420	JEFFERSON COUNTY R-1	7238	RALSTON ELEMENTARY SCHOOL	1ST	0	1	0	1	45	47	2	4.26%
1420	JEFFERSON COUNTY R-1	7238	RALSTON ELEMENTARY SCHOOL	2ND	0	2	0	2	47	51	4	7.84%
1420	JEFFERSON COUNTY R-1	7238	RALSTON ELEMENTARY SCHOOL	3RD	0	2	0	2	32	36	4	11.11%
1420	JEFFERSON COUNTY R-1	7238	RALSTON ELEMENTARY SCHOOL	4TH	0	0	0	1	35	36	1	2.78%
1420	JEFFERSON COUNTY R-1	7238	RALSTON ELEMENTARY SCHOOL	5TH	0	3	0	1	41	45	4	8.89%
1420	JEFFERSON COUNTY R-1	7238	RALSTON ELEMENTARY SCHOOL	6TH	0	0	0	0	51	51	0	0.00%
1420	JEFFERSON COUNTY R-1	7238	RALSTON ELEMENTARY SCHOOL	SCHOOL T	0	13	0	8	291	312	21	6.73%
1420	JEFFERSON COUNTY R-1	7239	RALSTON VALLEY SENIOR HIGH SCHOOL	9TH	3	6	3	36	390	438	48	10.96%
1420	JEFFERSON COUNTY R-1	7239	RALSTON VALLEY SENIOR HIGH SCHOOL	10TH	3	10	1	30	367	411	44	10.71%
1420	JEFFERSON COUNTY R-1	7239	RALSTON VALLEY SENIOR HIGH SCHOOL	11TH	4	9	2	20	346	381	35	9.19%
1420	JEFFERSON COUNTY R-1	7239	RALSTON VALLEY SENIOR HIGH SCHOOL	12TH	4	3	2	26	339	374	35	9.36%
1420	JEFFERSON COUNTY R-1	7239	RALSTON VALLEY SENIOR HIGH SCHOOL	SCHOOL T	14	28	8	112	1,442	1,604	162	10.10%
1420	JEFFERSON COUNTY R-1	7282	RED ROCKS ELEMENTARY SCHOOL	HALF DAY	1	3	0	2	35	41	6	14.63%



COLORADO DEPARTMENT OF EDUCATION
FALL 2007 PUPIL MEMBERSHIP BY DISTRICT, SCHOOL, GRADE, RACE/ETHNICITY, AND GENDER

District Code	DISTRICT	School Code	SCHOOL	GRADE	AMERICAN	ASIAN OR	BLACK (NOT	WHITE (NOT		Total	Total	
					INDIAN OR ALASKAN NATIVE	PACIFIC ISLANDER	HISPANIC)	HISPANIC	HISPANIC)		Minority	% Minority
1420	JEFFERSON COUNTY R-1	7282	RED ROCKS ELEMENTARY SCHOOL	1ST	1	2	1	3	36	43	7	16.28%
1420	JEFFERSON COUNTY R-1	7282	RED ROCKS ELEMENTARY SCHOOL	2ND	0	4	0	2	36	42	6	14.29%
1420	JEFFERSON COUNTY R-1	7282	RED ROCKS ELEMENTARY SCHOOL	3RD	1	1	1	3	33	39	6	15.38%
1420	JEFFERSON COUNTY R-1	7282	RED ROCKS ELEMENTARY SCHOOL	4TH	0	1	1	2	41	45	4	8.89%
1420	JEFFERSON COUNTY R-1	7282	RED ROCKS ELEMENTARY SCHOOL	5TH	0	1	0	6	40	47	7	14.89%
1420	JEFFERSON COUNTY R-1	7282	RED ROCKS ELEMENTARY SCHOOL	6TH	0	1	0	1	38	40	2	5.00%
1420	JEFFERSON COUNTY R-1	7282	RED ROCKS ELEMENTARY SCHOOL	SCHOOL T	3	13	3	19	259	297	38	12.79%
1420	JEFFERSON COUNTY R-1	7462	ROCKY MOUNTAIN ACADEMY OF EVERGREEN	PK	0	2	0	0	62	64	2	3.13%
1420	JEFFERSON COUNTY R-1	7462	ROCKY MOUNTAIN ACADEMY OF EVERGREEN	KINDERG/	0	0	0	0	36	36	0	0.00%
1420	JEFFERSON COUNTY R-1	7462	ROCKY MOUNTAIN ACADEMY OF EVERGREEN	1ST	0	2	0	2	42	46	4	8.70%
1420	JEFFERSON COUNTY R-1	7462	ROCKY MOUNTAIN ACADEMY OF EVERGREEN	2ND	0	4	1	1	40	46	6	13.04%
1420	JEFFERSON COUNTY R-1	7462	ROCKY MOUNTAIN ACADEMY OF EVERGREEN	3RD	1	0	0	1	21	23	2	8.70%
1420	JEFFERSON COUNTY R-1	7462	ROCKY MOUNTAIN ACADEMY OF EVERGREEN	4TH	0	2	0	0	20	22	2	9.09%
1420	JEFFERSON COUNTY R-1	7462	ROCKY MOUNTAIN ACADEMY OF EVERGREEN	5TH	0	0	1	0	20	21	1	4.76%
1420	JEFFERSON COUNTY R-1	7462	ROCKY MOUNTAIN ACADEMY OF EVERGREEN	6TH	0	0	0	1	44	45	1	2.22%
1420	JEFFERSON COUNTY R-1	7462	ROCKY MOUNTAIN ACADEMY OF EVERGREEN	7TH	0	1	0	0	31	32	1	3.13%
1420	JEFFERSON COUNTY R-1	7462	ROCKY MOUNTAIN ACADEMY OF EVERGREEN	8TH	0	0	0	1	20	21	1	4.76%
1420	JEFFERSON COUNTY R-1	7462	ROCKY MOUNTAIN ACADEMY OF EVERGREEN	SCHOOL T	1	11	2	6	336	356	20	5.62%
1420	JEFFERSON COUNTY R-1	7483	ROONEY RANCH ELEMENTARY SCHOOL	HALF DAY	0	2	0	5	31	38	7	18.42%
1420	JEFFERSON COUNTY R-1	7483	ROONEY RANCH ELEMENTARY SCHOOL	KINDERG/	1	3	0	1	19	24	5	20.83%
1420	JEFFERSON COUNTY R-1	7483	ROONEY RANCH ELEMENTARY SCHOOL	1ST	1	1	0	0	50	52	2	3.85%
1420	JEFFERSON COUNTY R-1	7483	ROONEY RANCH ELEMENTARY SCHOOL	2ND	0	5	0	6	42	53	11	20.75%
1420	JEFFERSON COUNTY R-1	7483	ROONEY RANCH ELEMENTARY SCHOOL	3RD	0	2	2	2	58	64	6	9.38%
1420	JEFFERSON COUNTY R-1	7483	ROONEY RANCH ELEMENTARY SCHOOL	4TH	1	2	0	8	51	62	11	17.74%
1420	JEFFERSON COUNTY R-1	7483	ROONEY RANCH ELEMENTARY SCHOOL	5TH	0	4	1	4	54	63	9	14.29%
1420	JEFFERSON COUNTY R-1	7483	ROONEY RANCH ELEMENTARY SCHOOL	6TH	0	1	2	5	63	71	8	11.27%
1420	JEFFERSON COUNTY R-1	7483	ROONEY RANCH ELEMENTARY SCHOOL	SCHOOL T	3	20	5	31	368	427	59	13.82%
1420	JEFFERSON COUNTY R-1	7520	RUSSELL ELEMENTARY SCHOOL	KINDERG/	1	2	7	23	23	56	33	58.93%
1420	JEFFERSON COUNTY R-1	7520	RUSSELL ELEMENTARY SCHOOL	1ST	1	2	2	28	16	49	33	67.35%
1420	JEFFERSON COUNTY R-1	7520	RUSSELL ELEMENTARY SCHOOL	2ND	0	2	2	17	22	43	21	48.84%
1420	JEFFERSON COUNTY R-1	7520	RUSSELL ELEMENTARY SCHOOL	3RD	1	0	2	17	18	38	20	52.63%
1420	JEFFERSON COUNTY R-1	7520	RUSSELL ELEMENTARY SCHOOL	4TH	0	2	2	15	12	31	19	61.29%
1420	JEFFERSON COUNTY R-1	7520	RUSSELL ELEMENTARY SCHOOL	5TH	2	0	2	15	15	34	19	55.88%
1420	JEFFERSON COUNTY R-1	7520	RUSSELL ELEMENTARY SCHOOL	6TH	1	0	3	16	17	37	20	54.05%
1420	JEFFERSON COUNTY R-1	7520	RUSSELL ELEMENTARY SCHOOL	SCHOOL T	6	8	20	131	123	288	165	57.29%
1420	JEFFERSON COUNTY R-1	7529	RYAN ELEMENTARY SCHOOL	HALF DAY	1	9	0	4	31	45	14	31.11%
1420	JEFFERSON COUNTY R-1	7529	RYAN ELEMENTARY SCHOOL	KINDERG/	0	6	0	6	33	45	12	26.67%
1420	JEFFERSON COUNTY R-1	7529	RYAN ELEMENTARY SCHOOL	1ST	0	11	2	2	82	97	15	15.46%
1420	JEFFERSON COUNTY R-1	7529	RYAN ELEMENTARY SCHOOL	2ND	0	11	1	18	54	84	30	35.71%
1420	JEFFERSON COUNTY R-1	7529	RYAN ELEMENTARY SCHOOL	3RD	0	15	0	10	55	80	25	31.25%
1420	JEFFERSON COUNTY R-1	7529	RYAN ELEMENTARY SCHOOL	4TH	1	7	2	13	51	74	23	31.08%
1420	JEFFERSON COUNTY R-1	7529	RYAN ELEMENTARY SCHOOL	5TH	0	20	0	8	55	83	28	33.73%
1420	JEFFERSON COUNTY R-1	7529	RYAN ELEMENTARY SCHOOL	6TH	0	9	2	10	52	73	21	28.77%
1420	JEFFERSON COUNTY R-1	7529	RYAN ELEMENTARY SCHOOL	SCHOOL T	2	88	7	71	413	581	168	28.92%
1420	JEFFERSON COUNTY R-1	7701	COLLEGIATE ACADEMY OF COLORADO	HALF DAY	0	0	0	2	8	10	2	20.00%
1420	JEFFERSON COUNTY R-1	7701	COLLEGIATE ACADEMY OF COLORADO	KINDERG/	0	1	0	1	14	16	2	12.50%
1420	JEFFERSON COUNTY R-1	7701	COLLEGIATE ACADEMY OF COLORADO	1ST	2	0	0	5	33	40	7	17.50%
1420	JEFFERSON COUNTY R-1	7701	COLLEGIATE ACADEMY OF COLORADO	2ND	0	2	1	2	17	22	5	22.73%
1420	JEFFERSON COUNTY R-1	7701	COLLEGIATE ACADEMY OF COLORADO	3RD	0	2	1	5	31	39	8	20.51%
1420	JEFFERSON COUNTY R-1	7701	COLLEGIATE ACADEMY OF COLORADO	4TH	2	2	0	4	19	27	8	29.63%
1420	JEFFERSON COUNTY R-1	7701	COLLEGIATE ACADEMY OF COLORADO	5TH	0	2	0	4	42	48	6	12.50%
1420	JEFFERSON COUNTY R-1	7701	COLLEGIATE ACADEMY OF COLORADO	6TH	1	0	0	4	34	39	5	12.82%
1420	JEFFERSON COUNTY R-1	7701	COLLEGIATE ACADEMY OF COLORADO	7TH	2	1	1	3	43	50	7	14.00%
1420	JEFFERSON COUNTY R-1	7701	COLLEGIATE ACADEMY OF COLORADO	8TH	2	0	1	6	43	52	9	17.31%
1420	JEFFERSON COUNTY R-1	7701	COLLEGIATE ACADEMY OF COLORADO	9TH	0	1	0	2	37	40	3	7.50%
1420	JEFFERSON COUNTY R-1	7701	COLLEGIATE ACADEMY OF COLORADO	10TH	2	1	1	6	39	49	10	20.41%
1420	JEFFERSON COUNTY R-1	7701	COLLEGIATE ACADEMY OF COLORADO	11TH	0	1	0	4	34	39	5	12.82%
1420	JEFFERSON COUNTY R-1	7701	COLLEGIATE ACADEMY OF COLORADO	12TH	0	1	1	2	34	38	4	10.53%
1420	JEFFERSON COUNTY R-1	7701	COLLEGIATE ACADEMY OF COLORADO	SCHOOL T	11	14	6	50	428	509	81	15.91%
1420	JEFFERSON COUNTY R-1	7708	SECRETST ELEMENTARY SCHOOL	HALF DAY	0	2	3	14	33	52	19	36.54%
1420	JEFFERSON COUNTY R-1	7708	SECRETST ELEMENTARY SCHOOL	1ST	1	0	2	15	34	52	18	34.62%
1420	JEFFERSON COUNTY R-1	7708	SECRETST ELEMENTARY SCHOOL	2ND	0	3	1	16	30	50	20	40.00%
1420	JEFFERSON COUNTY R-1	7708	SECRETST ELEMENTARY SCHOOL	3RD	0	2	3	11	39	55	16	29.09%



COLORADO DEPARTMENT OF EDUCATION
FALL 2007 PUPIL MEMBERSHIP BY DISTRICT, SCHOOL, GRADE, RACE/ETHNICITY, AND GENDER

District Code	DISTRICT	School Code	SCHOOL	GRADE	AMERICAN	ASIAN OR	BLACK (NOT	WHITE (NOT		Total	Total	
					INDIAN OR ALASKAN NATIVE	PACIFIC ISLANDER	HISPANIC)	HISPANIC	HISPANIC)		Minority	% Minority
1420	JEFFERSON COUNTY R-1	7708	SECRET ELEMENTARY SCHOOL	4TH	0	1	1	16	33	51	18	35.29%
1420	JEFFERSON COUNTY R-1	7708	SECRET ELEMENTARY SCHOOL	5TH	0	2	1	12	33	48	15	31.25%
1420	JEFFERSON COUNTY R-1	7708	SECRET ELEMENTARY SCHOOL	6TH	1	0	1	16	26	44	18	40.91%
1420	JEFFERSON COUNTY R-1	7708	SECRET ELEMENTARY SCHOOL	SCHOOL T	2	10	12	100	228	352	124	35.23%
1420	JEFFERSON COUNTY R-1	7753	SEMPER ELEMENTARY SCHOOL	HALF DAY	1	6	0	13	22	42	20	47.62%
1420	JEFFERSON COUNTY R-1	7753	SEMPER ELEMENTARY SCHOOL	KINDERG/	0	3	0	1	19	23	4	17.39%
1420	JEFFERSON COUNTY R-1	7753	SEMPER ELEMENTARY SCHOOL	1ST	1	6	3	5	49	64	15	23.44%
1420	JEFFERSON COUNTY R-1	7753	SEMPER ELEMENTARY SCHOOL	2ND	0	5	1	13	48	67	19	28.36%
1420	JEFFERSON COUNTY R-1	7753	SEMPER ELEMENTARY SCHOOL	3RD	1	5	1	12	60	79	19	24.05%
1420	JEFFERSON COUNTY R-1	7753	SEMPER ELEMENTARY SCHOOL	4TH	1	7	1	11	48	68	20	29.41%
1420	JEFFERSON COUNTY R-1	7753	SEMPER ELEMENTARY SCHOOL	5TH	0	8	1	12	59	80	21	26.25%
1420	JEFFERSON COUNTY R-1	7753	SEMPER ELEMENTARY SCHOOL	6TH	0	10	3	16	55	84	29	34.52%
1420	JEFFERSON COUNTY R-1	7753	SEMPER ELEMENTARY SCHOOL	SCHOOL T	4	50	10	83	360	507	147	28.99%
1420	JEFFERSON COUNTY R-1	7780	SHAFFER ELEMENTARY SCHOOL	HALF DAY	0	1	0	6	47	54	7	12.96%
1420	JEFFERSON COUNTY R-1	7780	SHAFFER ELEMENTARY SCHOOL	KINDERG/	0	1	1	2	47	51	4	7.84%
1420	JEFFERSON COUNTY R-1	7780	SHAFFER ELEMENTARY SCHOOL	1ST	0	1	1	3	98	103	5	4.85%
1420	JEFFERSON COUNTY R-1	7780	SHAFFER ELEMENTARY SCHOOL	2ND	0	2	1	3	90	96	6	6.25%
1420	JEFFERSON COUNTY R-1	7780	SHAFFER ELEMENTARY SCHOOL	3RD	1	2	0	4	87	94	7	7.45%
1420	JEFFERSON COUNTY R-1	7780	SHAFFER ELEMENTARY SCHOOL	4TH	0	4	1	9	81	95	14	14.74%
1420	JEFFERSON COUNTY R-1	7780	SHAFFER ELEMENTARY SCHOOL	5TH	0	2	1	9	90	102	12	11.76%
1420	JEFFERSON COUNTY R-1	7780	SHAFFER ELEMENTARY SCHOOL	SCHOOL T	1	13	5	36	540	595	55	9.24%
1420	JEFFERSON COUNTY R-1	7833	SHELTON ELEMENTARY SCHOOL	HALF DAY	0	0	0	4	16	20	4	20.00%
1420	JEFFERSON COUNTY R-1	7833	SHELTON ELEMENTARY SCHOOL	KINDERG/	1	4	0	1	32	38	6	15.79%
1420	JEFFERSON COUNTY R-1	7833	SHELTON ELEMENTARY SCHOOL	1ST	0	0	1	2	36	39	3	7.69%
1420	JEFFERSON COUNTY R-1	7833	SHELTON ELEMENTARY SCHOOL	2ND	0	4	1	11	59	75	16	21.33%
1420	JEFFERSON COUNTY R-1	7833	SHELTON ELEMENTARY SCHOOL	3RD	2	0	0	6	45	53	8	15.09%
1420	JEFFERSON COUNTY R-1	7833	SHELTON ELEMENTARY SCHOOL	4TH	0	2	0	10	58	70	12	17.14%
1420	JEFFERSON COUNTY R-1	7833	SHELTON ELEMENTARY SCHOOL	5TH	1	2	3	8	43	57	14	24.56%
1420	JEFFERSON COUNTY R-1	7833	SHELTON ELEMENTARY SCHOOL	6TH	0	1	0	6	70	77	7	9.09%
1420	JEFFERSON COUNTY R-1	7833	SHELTON ELEMENTARY SCHOOL	SCHOOL T	4	13	5	48	359	429	70	16.32%
1420	JEFFERSON COUNTY R-1	7870	SIERRA ELEMENTARY SCHOOL	HALF DAY	0	1	0	5	46	52	6	11.54%
1420	JEFFERSON COUNTY R-1	7870	SIERRA ELEMENTARY SCHOOL	KINDERG/	0	0	2	2	19	23	4	17.39%
1420	JEFFERSON COUNTY R-1	7870	SIERRA ELEMENTARY SCHOOL	1ST	1	4	3	11	74	93	19	20.43%
1420	JEFFERSON COUNTY R-1	7870	SIERRA ELEMENTARY SCHOOL	2ND	1	2	3	10	71	87	16	18.39%
1420	JEFFERSON COUNTY R-1	7870	SIERRA ELEMENTARY SCHOOL	3RD	0	3	0	13	59	75	16	21.33%
1420	JEFFERSON COUNTY R-1	7870	SIERRA ELEMENTARY SCHOOL	4TH	1	3	1	6	60	71	11	15.49%
1420	JEFFERSON COUNTY R-1	7870	SIERRA ELEMENTARY SCHOOL	5TH	1	2	0	9	72	84	12	14.29%
1420	JEFFERSON COUNTY R-1	7870	SIERRA ELEMENTARY SCHOOL	6TH	0	4	1	9	63	77	14	18.18%
1420	JEFFERSON COUNTY R-1	7870	SIERRA ELEMENTARY SCHOOL	SCHOOL T	4	19	10	65	464	562	98	17.44%
1420	JEFFERSON COUNTY R-1	7962	SLATER ELEMENTARY SCHOOL	PK	2	1	1	13	26	43	17	39.53%
1420	JEFFERSON COUNTY R-1	7962	SLATER ELEMENTARY SCHOOL	KINDERG/	1	1	3	14	24	43	19	44.19%
1420	JEFFERSON COUNTY R-1	7962	SLATER ELEMENTARY SCHOOL	1ST	1	0	5	15	32	53	21	39.62%
1420	JEFFERSON COUNTY R-1	7962	SLATER ELEMENTARY SCHOOL	2ND	1	0	3	16	22	42	20	47.62%
1420	JEFFERSON COUNTY R-1	7962	SLATER ELEMENTARY SCHOOL	3RD	1	0	4	16	25	46	21	45.65%
1420	JEFFERSON COUNTY R-1	7962	SLATER ELEMENTARY SCHOOL	4TH	2	1	4	16	17	40	23	57.50%
1420	JEFFERSON COUNTY R-1	7962	SLATER ELEMENTARY SCHOOL	5TH	2	0	3	12	21	38	17	44.74%
1420	JEFFERSON COUNTY R-1	7962	SLATER ELEMENTARY SCHOOL	6TH	1	0	3	15	25	44	19	43.18%
1420	JEFFERSON COUNTY R-1	7962	SLATER ELEMENTARY SCHOOL	SCHOOL T	11	3	26	117	192	349	157	44.99%
1420	JEFFERSON COUNTY R-1	8036	SOBESKY ACADEMY	2ND	0	0	0	0	2	2	0	0.00%
1420	JEFFERSON COUNTY R-1	8036	SOBESKY ACADEMY	3RD	0	0	0	0	2	2	0	0.00%
1420	JEFFERSON COUNTY R-1	8036	SOBESKY ACADEMY	4TH	0	0	0	1	3	4	1	25.00%
1420	JEFFERSON COUNTY R-1	8036	SOBESKY ACADEMY	5TH	0	0	1	0	2	3	1	33.33%
1420	JEFFERSON COUNTY R-1	8036	SOBESKY ACADEMY	6TH	0	0	0	1	4	5	1	20.00%
1420	JEFFERSON COUNTY R-1	8036	SOBESKY ACADEMY	7TH	1	0	0	0	6	7	1	14.29%
1420	JEFFERSON COUNTY R-1	8036	SOBESKY ACADEMY	8TH	1	0	1	1	8	11	3	27.27%
1420	JEFFERSON COUNTY R-1	8036	SOBESKY ACADEMY	9TH	0	0	2	0	8	10	2	20.00%
1420	JEFFERSON COUNTY R-1	8036	SOBESKY ACADEMY	10TH	0	0	0	2	10	12	2	16.67%
1420	JEFFERSON COUNTY R-1	8036	SOBESKY ACADEMY	11TH	0	0	1	0	4	5	1	20.00%
1420	JEFFERSON COUNTY R-1	8036	SOBESKY ACADEMY	12TH	1	0	1	0	6	8	2	25.00%
1420	JEFFERSON COUNTY R-1	8036	SOBESKY ACADEMY	SCHOOL T	3	0	6	5	55	69	14	20.29%
1420	JEFFERSON COUNTY R-1	8090	DEANE ELEMENTARY SCHOOL	HALF DAY	4	2	0	15	5	26	21	80.77%
1420	JEFFERSON COUNTY R-1	8090	DEANE ELEMENTARY SCHOOL	KINDERG/	0	2	1	23	12	38	26	68.42%
1420	JEFFERSON COUNTY R-1	8090	DEANE ELEMENTARY SCHOOL	1ST	1	4	4	59	19	87	68	78.16%



COLORADO DEPARTMENT OF EDUCATION
FALL 2007 PUPIL MEMBERSHIP BY DISTRICT, SCHOOL, GRADE, RACE/ETHNICITY, AND GENDER

District Code	DISTRICT	School Code	SCHOOL	GRADE	AMERICAN	ASIAN OR	BLACK (NOT	WHITE (NOT		Total	Total	
					INDIAN OR ALASKAN NATIVE	PACIFIC ISLANDER	HISPANIC)	HISPANIC	HISPANIC)		Minority	% Minority
1420	JEFFERSON COUNTY R-1	8090	DEANE ELEMENTARY SCHOOL	2ND	2	1	2	45	17	67	50	74.63%
1420	JEFFERSON COUNTY R-1	8090	DEANE ELEMENTARY SCHOOL	3RD	2	4	4	43	16	69	53	76.81%
1420	JEFFERSON COUNTY R-1	8090	DEANE ELEMENTARY SCHOOL	4TH	1	4	2	40	11	58	47	81.03%
1420	JEFFERSON COUNTY R-1	8090	DEANE ELEMENTARY SCHOOL	5TH	1	5	1	43	17	67	50	74.63%
1420	JEFFERSON COUNTY R-1	8090	DEANE ELEMENTARY SCHOOL	6TH	1	0	4	21	18	44	26	59.09%
1420	JEFFERSON COUNTY R-1	8090	DEANE ELEMENTARY SCHOOL	SCHOOL T	12	22	18	289	115	456	341	74.78%
1420	JEFFERSON COUNTY R-1	8102	SOUTH LAKEWOOD ELEMENTARY SCHOOL	HALF DAY	2	1	2	14	25	44	19	43.18%
1420	JEFFERSON COUNTY R-1	8102	SOUTH LAKEWOOD ELEMENTARY SCHOOL	KINDERG/	0	3	0	1	20	24	4	16.67%
1420	JEFFERSON COUNTY R-1	8102	SOUTH LAKEWOOD ELEMENTARY SCHOOL	1ST	1	2	1	16	50	70	20	28.57%
1420	JEFFERSON COUNTY R-1	8102	SOUTH LAKEWOOD ELEMENTARY SCHOOL	2ND	4	1	1	22	54	82	28	34.15%
1420	JEFFERSON COUNTY R-1	8102	SOUTH LAKEWOOD ELEMENTARY SCHOOL	3RD	1	1	2	19	46	69	23	33.33%
1420	JEFFERSON COUNTY R-1	8102	SOUTH LAKEWOOD ELEMENTARY SCHOOL	4TH	1	0	5	19	44	69	25	36.23%
1420	JEFFERSON COUNTY R-1	8102	SOUTH LAKEWOOD ELEMENTARY SCHOOL	5TH	1	4	3	18	48	74	26	35.14%
1420	JEFFERSON COUNTY R-1	8102	SOUTH LAKEWOOD ELEMENTARY SCHOOL	6TH	1	0	2	13	40	56	16	28.57%
1420	JEFFERSON COUNTY R-1	8102	SOUTH LAKEWOOD ELEMENTARY SCHOOL	SCHOOL T	11	12	16	122	327	488	161	33.99%
1420	JEFFERSON COUNTY R-1	8209	STANDLEY LAKE HIGH SCHOOL	9TH	5	33	8	52	321	419	98	23.39%
1420	JEFFERSON COUNTY R-1	8209	STANDLEY LAKE HIGH SCHOOL	10TH	5	31	7	60	306	409	103	25.18%
1420	JEFFERSON COUNTY R-1	8209	STANDLEY LAKE HIGH SCHOOL	11TH	7	27	9	46	310	399	89	22.31%
1420	JEFFERSON COUNTY R-1	8209	STANDLEY LAKE HIGH SCHOOL	12TH	2	24	6	42	271	345	74	21.45%
1420	JEFFERSON COUNTY R-1	8209	STANDLEY LAKE HIGH SCHOOL	SCHOOL T	19	115	30	200	1,208	1,572	364	23.16%
1420	JEFFERSON COUNTY R-1	8248	STEIN ELEMENTARY SCHOOL	PK	1	1	0	36	15	53	38	71.70%
1420	JEFFERSON COUNTY R-1	8248	STEIN ELEMENTARY SCHOOL	HALF DAY	0	0	1	73	7	81	74	91.36%
1420	JEFFERSON COUNTY R-1	8248	STEIN ELEMENTARY SCHOOL	KINDERG/	1	0	1	12	6	20	14	70.00%
1420	JEFFERSON COUNTY R-1	8248	STEIN ELEMENTARY SCHOOL	1ST	1	2	1	93	20	117	97	82.91%
1420	JEFFERSON COUNTY R-1	8248	STEIN ELEMENTARY SCHOOL	2ND	1	0	3	69	15	88	73	82.95%
1420	JEFFERSON COUNTY R-1	8248	STEIN ELEMENTARY SCHOOL	3RD	1	0	2	68	17	88	71	80.68%
1420	JEFFERSON COUNTY R-1	8248	STEIN ELEMENTARY SCHOOL	4TH	2	1	3	63	15	84	69	82.14%
1420	JEFFERSON COUNTY R-1	8248	STEIN ELEMENTARY SCHOOL	5TH	4	0	2	56	13	75	62	82.67%
1420	JEFFERSON COUNTY R-1	8248	STEIN ELEMENTARY SCHOOL	6TH	1	2	4	65	15	87	72	82.76%
1420	JEFFERSON COUNTY R-1	8248	STEIN ELEMENTARY SCHOOL	SCHOOL T	12	6	17	535	123	693	570	82.25%
1420	JEFFERSON COUNTY R-1	8272	STEVENS ELEMENTARY SCHOOL	HALF DAY	0	1	5	11	15	32	17	53.13%
1420	JEFFERSON COUNTY R-1	8272	STEVENS ELEMENTARY SCHOOL	KINDERG/	1	0	2	11	7	21	14	66.67%
1420	JEFFERSON COUNTY R-1	8272	STEVENS ELEMENTARY SCHOOL	1ST	0	1	2	29	23	55	32	58.18%
1420	JEFFERSON COUNTY R-1	8272	STEVENS ELEMENTARY SCHOOL	2ND	1	2	6	26	19	54	35	64.81%
1420	JEFFERSON COUNTY R-1	8272	STEVENS ELEMENTARY SCHOOL	3RD	3	2	3	24	24	56	32	57.14%
1420	JEFFERSON COUNTY R-1	8272	STEVENS ELEMENTARY SCHOOL	4TH	2	4	3	27	31	67	36	53.73%
1420	JEFFERSON COUNTY R-1	8272	STEVENS ELEMENTARY SCHOOL	5TH	4	2	3	21	28	58	30	51.72%
1420	JEFFERSON COUNTY R-1	8272	STEVENS ELEMENTARY SCHOOL	6TH	3	0	2	20	28	53	25	47.17%
1420	JEFFERSON COUNTY R-1	8272	STEVENS ELEMENTARY SCHOOL	SCHOOL T	14	12	26	169	175	396	221	55.81%
1420	JEFFERSON COUNTY R-1	8276	STOBER ELEMENTARY SCHOOL	HALF DAY	0	0	1	3	25	29	4	13.79%
1420	JEFFERSON COUNTY R-1	8276	STOBER ELEMENTARY SCHOOL	KINDERG/	0	0	0	2	23	25	2	8.00%
1420	JEFFERSON COUNTY R-1	8276	STOBER ELEMENTARY SCHOOL	1ST	1	1	0	8	26	36	10	27.78%
1420	JEFFERSON COUNTY R-1	8276	STOBER ELEMENTARY SCHOOL	2ND	0	0	0	9	28	37	9	24.32%
1420	JEFFERSON COUNTY R-1	8276	STOBER ELEMENTARY SCHOOL	3RD	0	0	1	9	42	52	10	19.23%
1420	JEFFERSON COUNTY R-1	8276	STOBER ELEMENTARY SCHOOL	4TH	0	1	0	12	36	49	13	26.53%
1420	JEFFERSON COUNTY R-1	8276	STOBER ELEMENTARY SCHOOL	5TH	0	0	0	5	33	38	5	13.16%
1420	JEFFERSON COUNTY R-1	8276	STOBER ELEMENTARY SCHOOL	6TH	1	1	0	9	43	54	11	20.37%
1420	JEFFERSON COUNTY R-1	8276	STOBER ELEMENTARY SCHOOL	SCHOOL T	2	3	2	57	256	320	64	20.00%
1420	JEFFERSON COUNTY R-1	8280	STONY CREEK ELEMENTARY SCHOOL	PK	0	6	0	23	72	101	29	28.71%
1420	JEFFERSON COUNTY R-1	8280	STONY CREEK ELEMENTARY SCHOOL	HALF DAY	0	1	1	8	34	44	10	22.73%
1420	JEFFERSON COUNTY R-1	8280	STONY CREEK ELEMENTARY SCHOOL	KINDERG/	0	1	0	2	21	24	3	12.50%
1420	JEFFERSON COUNTY R-1	8280	STONY CREEK ELEMENTARY SCHOOL	1ST	0	3	2	4	73	82	9	10.98%
1420	JEFFERSON COUNTY R-1	8280	STONY CREEK ELEMENTARY SCHOOL	2ND	3	2	0	9	87	101	14	13.86%
1420	JEFFERSON COUNTY R-1	8280	STONY CREEK ELEMENTARY SCHOOL	3RD	2	2	4	7	75	90	15	16.67%
1420	JEFFERSON COUNTY R-1	8280	STONY CREEK ELEMENTARY SCHOOL	4TH	0	5	1	11	75	92	17	18.48%
1420	JEFFERSON COUNTY R-1	8280	STONY CREEK ELEMENTARY SCHOOL	5TH	1	5	2	15	72	95	23	24.21%
1420	JEFFERSON COUNTY R-1	8280	STONY CREEK ELEMENTARY SCHOOL	6TH	1	6	3	11	72	93	21	22.58%
1420	JEFFERSON COUNTY R-1	8280	STONY CREEK ELEMENTARY SCHOOL	SCHOOL T	7	31	13	90	581	722	141	19.53%
1420	JEFFERSON COUNTY R-1	8300	STOTT ELEMENTARY SCHOOL	HALF DAY	0	0	0	3	18	21	3	14.29%
1420	JEFFERSON COUNTY R-1	8300	STOTT ELEMENTARY SCHOOL	KINDERG/	0	0	0	1	13	14	1	7.14%
1420	JEFFERSON COUNTY R-1	8300	STOTT ELEMENTARY SCHOOL	1ST	0	1	0	10	35	46	11	23.91%
1420	JEFFERSON COUNTY R-1	8300	STOTT ELEMENTARY SCHOOL	2ND	1	2	3	4	31	41	10	24.39%
1420	JEFFERSON COUNTY R-1	8300	STOTT ELEMENTARY SCHOOL	3RD	2	0	0	10	37	49	12	24.49%



COLORADO DEPARTMENT OF EDUCATION
FALL 2007 PUPIL MEMBERSHIP BY DISTRICT, SCHOOL, GRADE, RACE/ETHNICITY, AND GENDER

District Code	DISTRICT	School Code	SCHOOL	GRADE	AMERICAN INDIAN OR ALASKAN NATIVE	ASIAN OR PACIFIC ISLANDER	BLACK (NOT HISPANIC)	HISPANIC	WHITE (NOT HISPANIC)	Total	Total	
											Minority	% Minority
1420	JEFFERSON COUNTY R-1	8300	STOTT ELEMENTARY SCHOOL	4TH	0	1	0	5	30	36	6	16.67%
1420	JEFFERSON COUNTY R-1	8300	STOTT ELEMENTARY SCHOOL	5TH	0	2	0	8	36	46	10	21.74%
1420	JEFFERSON COUNTY R-1	8300	STOTT ELEMENTARY SCHOOL	6TH	0	1	2	4	44	51	7	13.73%
1420	JEFFERSON COUNTY R-1	8300	STOTT ELEMENTARY SCHOOL	SCHOOL T	3	7	5	45	244	304	60	19.74%
1420	JEFFERSON COUNTY R-1	8381	SUMMIT RIDGE MIDDLE SCHOOL	7TH	2	18	6	45	349	420	71	16.90%
1420	JEFFERSON COUNTY R-1	8381	SUMMIT RIDGE MIDDLE SCHOOL	8TH	5	9	7	42	368	431	63	14.62%
1420	JEFFERSON COUNTY R-1	8381	SUMMIT RIDGE MIDDLE SCHOOL	SCHOOL T	7	27	13	87	717	851	134	15.75%
1420	JEFFERSON COUNTY R-1	8432	SWANSON ELEMENTARY SCHOOL	PK	1	3	2	32	55	93	38	40.86%
1420	JEFFERSON COUNTY R-1	8432	SWANSON ELEMENTARY SCHOOL	HALF DAY	2	4	0	25	19	50	31	62.00%
1420	JEFFERSON COUNTY R-1	8432	SWANSON ELEMENTARY SCHOOL	1ST	0	4	2	25	30	61	31	50.82%
1420	JEFFERSON COUNTY R-1	8432	SWANSON ELEMENTARY SCHOOL	2ND	0	5	1	33	31	70	39	55.71%
1420	JEFFERSON COUNTY R-1	8432	SWANSON ELEMENTARY SCHOOL	3RD	2	2	1	32	34	71	37	52.11%
1420	JEFFERSON COUNTY R-1	8432	SWANSON ELEMENTARY SCHOOL	4TH	1	6	2	22	35	66	31	46.97%
1420	JEFFERSON COUNTY R-1	8432	SWANSON ELEMENTARY SCHOOL	5TH	0	2	0	37	35	74	39	52.70%
1420	JEFFERSON COUNTY R-1	8432	SWANSON ELEMENTARY SCHOOL	6TH	2	5	2	26	32	67	35	52.24%
1420	JEFFERSON COUNTY R-1	8432	SWANSON ELEMENTARY SCHOOL	SCHOOL T	8	31	10	232	271	552	281	50.91%
1420	JEFFERSON COUNTY R-1	8458	JOHN AND KAREN LITZ PRESCHOOL	PK	0	5	1	8	69	83	14	16.87%
1420	JEFFERSON COUNTY R-1	8458	JOHN AND KAREN LITZ PRESCHOOL	SCHOOL T	0	5	1	8	69	83	14	16.87%
1420	JEFFERSON COUNTY R-1	8834	THOMSON ELEMENTARY SCHOOL	HALF DAY	4	3	0	16	27	50	23	46.00%
1420	JEFFERSON COUNTY R-1	8834	THOMSON ELEMENTARY SCHOOL	1ST	2	0	1	17	35	55	20	36.36%
1420	JEFFERSON COUNTY R-1	8834	THOMSON ELEMENTARY SCHOOL	2ND	2	0	1	22	42	67	25	37.31%
1420	JEFFERSON COUNTY R-1	8834	THOMSON ELEMENTARY SCHOOL	3RD	4	5	2	20	36	67	31	46.27%
1420	JEFFERSON COUNTY R-1	8834	THOMSON ELEMENTARY SCHOOL	4TH	0	2	0	19	27	48	21	43.75%
1420	JEFFERSON COUNTY R-1	8834	THOMSON ELEMENTARY SCHOOL	5TH	2	2	0	17	33	54	21	38.89%
1420	JEFFERSON COUNTY R-1	8834	THOMSON ELEMENTARY SCHOOL	6TH	0	5	0	17	34	56	22	39.29%
1420	JEFFERSON COUNTY R-1	8834	THOMSON ELEMENTARY SCHOOL	SCHOOL T	14	17	4	128	234	397	163	41.06%
1420	JEFFERSON COUNTY R-1	9008	UTE MEADOWS ELEMENTARY SCHOOL	HALF DAY	0	0	0	2	19	21	2	9.52%
1420	JEFFERSON COUNTY R-1	9008	UTE MEADOWS ELEMENTARY SCHOOL	KINDERG/	0	2	1	2	36	41	5	12.20%
1420	JEFFERSON COUNTY R-1	9008	UTE MEADOWS ELEMENTARY SCHOOL	1ST	0	1	2	3	50	56	6	10.71%
1420	JEFFERSON COUNTY R-1	9008	UTE MEADOWS ELEMENTARY SCHOOL	2ND	0	3	1	5	62	71	9	12.68%
1420	JEFFERSON COUNTY R-1	9008	UTE MEADOWS ELEMENTARY SCHOOL	3RD	0	1	2	6	54	63	9	14.29%
1420	JEFFERSON COUNTY R-1	9008	UTE MEADOWS ELEMENTARY SCHOOL	4TH	0	3	1	4	64	72	8	11.11%
1420	JEFFERSON COUNTY R-1	9008	UTE MEADOWS ELEMENTARY SCHOOL	5TH	0	1	1	6	64	72	8	11.11%
1420	JEFFERSON COUNTY R-1	9008	UTE MEADOWS ELEMENTARY SCHOOL	6TH	1	3	3	6	62	75	13	17.33%
1420	JEFFERSON COUNTY R-1	9008	UTE MEADOWS ELEMENTARY SCHOOL	SCHOOL T	1	14	11	34	411	471	60	12.74%
1420	JEFFERSON COUNTY R-1	9052	VAN ARSDALE ELEMENTARY SCHOOL	HALF DAY	0	0	0	3	34	37	3	8.11%
1420	JEFFERSON COUNTY R-1	9052	VAN ARSDALE ELEMENTARY SCHOOL	KINDERG/	0	0	0	1	23	24	1	4.17%
1420	JEFFERSON COUNTY R-1	9052	VAN ARSDALE ELEMENTARY SCHOOL	1ST	0	0	0	7	74	81	7	8.64%
1420	JEFFERSON COUNTY R-1	9052	VAN ARSDALE ELEMENTARY SCHOOL	2ND	0	0	0	10	69	79	10	12.66%
1420	JEFFERSON COUNTY R-1	9052	VAN ARSDALE ELEMENTARY SCHOOL	3RD	0	1	1	7	74	83	9	10.84%
1420	JEFFERSON COUNTY R-1	9052	VAN ARSDALE ELEMENTARY SCHOOL	4TH	3	4	2	10	57	76	19	25.00%
1420	JEFFERSON COUNTY R-1	9052	VAN ARSDALE ELEMENTARY SCHOOL	5TH	1	0	0	6	70	77	7	9.09%
1420	JEFFERSON COUNTY R-1	9052	VAN ARSDALE ELEMENTARY SCHOOL	6TH	0	2	0	5	81	88	7	7.95%
1420	JEFFERSON COUNTY R-1	9052	VAN ARSDALE ELEMENTARY SCHOOL	SCHOOL T	4	7	3	49	482	545	63	11.56%
1420	JEFFERSON COUNTY R-1	9058	VANDERHOOF ELEMENTARY SCHOOL	HALF DAY	0	0	0	2	38	40	2	5.00%
1420	JEFFERSON COUNTY R-1	9058	VANDERHOOF ELEMENTARY SCHOOL	KINDERG/	0	0	0	3	20	23	3	13.04%
1420	JEFFERSON COUNTY R-1	9058	VANDERHOOF ELEMENTARY SCHOOL	1ST	0	2	1	6	60	69	9	13.04%
1420	JEFFERSON COUNTY R-1	9058	VANDERHOOF ELEMENTARY SCHOOL	2ND	0	2	1	7	71	81	10	12.35%
1420	JEFFERSON COUNTY R-1	9058	VANDERHOOF ELEMENTARY SCHOOL	3RD	0	2	1	10	63	76	13	17.11%
1420	JEFFERSON COUNTY R-1	9058	VANDERHOOF ELEMENTARY SCHOOL	4TH	0	1	1	13	68	83	15	18.07%
1420	JEFFERSON COUNTY R-1	9058	VANDERHOOF ELEMENTARY SCHOOL	5TH	0	1	1	8	74	84	10	11.90%
1420	JEFFERSON COUNTY R-1	9058	VANDERHOOF ELEMENTARY SCHOOL	6TH	1	5	1	8	68	83	15	18.07%
1420	JEFFERSON COUNTY R-1	9058	VANDERHOOF ELEMENTARY SCHOOL	SCHOOL T	1	13	6	57	462	539	77	14.29%
1420	JEFFERSON COUNTY R-1	9154	VIVIAN ELEMENTARY SCHOOL	HALF DAY	1	0	0	1	1	3	2	66.67%
1420	JEFFERSON COUNTY R-1	9154	VIVIAN ELEMENTARY SCHOOL	KINDERG/	1	0	0	8	16	25	9	36.00%
1420	JEFFERSON COUNTY R-1	9154	VIVIAN ELEMENTARY SCHOOL	1ST	1	2	2	4	21	30	9	30.00%
1420	JEFFERSON COUNTY R-1	9154	VIVIAN ELEMENTARY SCHOOL	2ND	2	1	0	10	11	24	13	54.17%
1420	JEFFERSON COUNTY R-1	9154	VIVIAN ELEMENTARY SCHOOL	3RD	1	0	1	12	22	36	14	38.89%
1420	JEFFERSON COUNTY R-1	9154	VIVIAN ELEMENTARY SCHOOL	4TH	2	4	2	8	24	40	16	40.00%
1420	JEFFERSON COUNTY R-1	9154	VIVIAN ELEMENTARY SCHOOL	5TH	1	0	3	7	15	26	11	42.31%
1420	JEFFERSON COUNTY R-1	9154	VIVIAN ELEMENTARY SCHOOL	6TH	1	2	1	4	19	27	8	29.63%
1420	JEFFERSON COUNTY R-1	9154	VIVIAN ELEMENTARY SCHOOL	SCHOOL T	10	9	9	54	129	211	82	38.86%
1420	JEFFERSON COUNTY R-1	9232	WARDER ELEMENTARY SCHOOL	HALF DAY	0	0	2	9	27	38	11	28.95%




COLORADO DEPARTMENT OF EDUCATION
FALL 2007 PUPIL MEMBERSHIP BY DISTRICT, SCHOOL, GRADE, RACE/ETHNICITY, AND GENDER

District Code	DISTRICT	School Code	SCHOOL	GRADE	AMERICAN INDIAN OR ALASKAN NATIVE	ASIAN OR PACIFIC ISLANDER	BLACK (NOT HISPANIC)	HISPANIC	WHITE (NOT HISPANIC)	Total	Total	
											Minority	% Minority
1420	JEFFERSON COUNTY R-1	9232	WARDER ELEMENTARY SCHOOL	1ST	2	3	0	9	35	49	14	28.57%
1420	JEFFERSON COUNTY R-1	9232	WARDER ELEMENTARY SCHOOL	2ND	0	1	5	12	35	53	18	33.96%
1420	JEFFERSON COUNTY R-1	9232	WARDER ELEMENTARY SCHOOL	3RD	1	2	0	14	37	54	17	31.48%
1420	JEFFERSON COUNTY R-1	9232	WARDER ELEMENTARY SCHOOL	4TH	1	2	3	14	33	53	20	37.74%
1420	JEFFERSON COUNTY R-1	9232	WARDER ELEMENTARY SCHOOL	5TH	1	1	2	10	31	45	14	31.11%
1420	JEFFERSON COUNTY R-1	9232	WARDER ELEMENTARY SCHOOL	6TH	0	1	1	16	43	61	18	29.51%
1420	JEFFERSON COUNTY R-1	9232	WARDER ELEMENTARY SCHOOL	SCHOOL T	5	10	13	84	241	353	112	31.73%
1420	JEFFERSON COUNTY R-1	9234	WARREN OCCUPATION TECHNICAL CENTER	11TH	0	0	0	0	9	9	0	0.00%
1420	JEFFERSON COUNTY R-1	9234	WARREN OCCUPATION TECHNICAL CENTER	12TH	0	0	0	3	29	32	3	9.38%
1420	JEFFERSON COUNTY R-1	9234	WARREN OCCUPATION TECHNICAL CENTER	SCHOOL T	0	0	0	3	38	41	3	7.32%
1420	JEFFERSON COUNTY R-1	9299	WAYNE CARLE MIDDLE SCHOOL	7TH	4	7	5	25	143	184	41	22.28%
1420	JEFFERSON COUNTY R-1	9299	WAYNE CARLE MIDDLE SCHOOL	8TH	2	9	3	24	135	173	38	21.97%
1420	JEFFERSON COUNTY R-1	9299	WAYNE CARLE MIDDLE SCHOOL	SCHOOL T	6	16	8	49	278	357	79	22.13%
1420	JEFFERSON COUNTY R-1	9328	WEBER ELEMENTARY SCHOOL	HALF DAY	0	2	1	2	33	38	5	13.16%
1420	JEFFERSON COUNTY R-1	9328	WEBER ELEMENTARY SCHOOL	KINDERG/	0	1	0	4	15	20	5	25.00%
1420	JEFFERSON COUNTY R-1	9328	WEBER ELEMENTARY SCHOOL	1ST	0	0	0	7	51	58	7	12.07%
1420	JEFFERSON COUNTY R-1	9328	WEBER ELEMENTARY SCHOOL	2ND	3	1	0	10	71	85	14	16.47%
1420	JEFFERSON COUNTY R-1	9328	WEBER ELEMENTARY SCHOOL	3RD	0	0	1	15	50	66	16	24.24%
1420	JEFFERSON COUNTY R-1	9328	WEBER ELEMENTARY SCHOOL	4TH	0	2	0	14	52	68	16	23.53%
1420	JEFFERSON COUNTY R-1	9328	WEBER ELEMENTARY SCHOOL	5TH	0	4	3	6	36	49	13	26.53%
1420	JEFFERSON COUNTY R-1	9328	WEBER ELEMENTARY SCHOOL	6TH	0	0	1	5	49	55	6	10.91%
1420	JEFFERSON COUNTY R-1	9328	WEBER ELEMENTARY SCHOOL	SCHOOL T	3	10	6	63	357	439	82	18.68%
1420	JEFFERSON COUNTY R-1	9342	WELCHESTER ELEMENTARY SCHOOL	HALF DAY	1	0	1	3	9	14	5	35.71%
1420	JEFFERSON COUNTY R-1	9342	WELCHESTER ELEMENTARY SCHOOL	KINDERG/	0	1	0	5	14	20	6	30.00%
1420	JEFFERSON COUNTY R-1	9342	WELCHESTER ELEMENTARY SCHOOL	1ST	2	2	3	6	33	46	13	28.26%
1420	JEFFERSON COUNTY R-1	9342	WELCHESTER ELEMENTARY SCHOOL	2ND	4	2	2	6	34	48	14	29.17%
1420	JEFFERSON COUNTY R-1	9342	WELCHESTER ELEMENTARY SCHOOL	3RD	1	5	3	10	32	51	19	37.25%
1420	JEFFERSON COUNTY R-1	9342	WELCHESTER ELEMENTARY SCHOOL	4TH	1	1	4	8	25	39	14	35.90%
1420	JEFFERSON COUNTY R-1	9342	WELCHESTER ELEMENTARY SCHOOL	5TH	1	3	2	15	33	54	21	38.89%
1420	JEFFERSON COUNTY R-1	9342	WELCHESTER ELEMENTARY SCHOOL	6TH	0	2	2	6	28	38	10	26.32%
1420	JEFFERSON COUNTY R-1	9342	WELCHESTER ELEMENTARY SCHOOL	SCHOOL T	10	16	17	59	208	310	102	32.90%
1420	JEFFERSON COUNTY R-1	9412	WESTGATE ELEMENTARY SCHOOL	HALF DAY	1	1	0	22	33	57	24	42.11%
1420	JEFFERSON COUNTY R-1	9412	WESTGATE ELEMENTARY SCHOOL	KINDERG/	0	2	0	4	16	22	6	27.27%
1420	JEFFERSON COUNTY R-1	9412	WESTGATE ELEMENTARY SCHOOL	1ST	1	3	3	25	56	88	32	36.36%
1420	JEFFERSON COUNTY R-1	9412	WESTGATE ELEMENTARY SCHOOL	2ND	1	2	4	23	50	80	30	37.50%
1420	JEFFERSON COUNTY R-1	9412	WESTGATE ELEMENTARY SCHOOL	3RD	1	6	3	22	64	96	32	33.33%
1420	JEFFERSON COUNTY R-1	9412	WESTGATE ELEMENTARY SCHOOL	4TH	2	1	1	32	53	89	36	40.45%
1420	JEFFERSON COUNTY R-1	9412	WESTGATE ELEMENTARY SCHOOL	5TH	1	4	5	14	56	80	24	30.00%
1420	JEFFERSON COUNTY R-1	9412	WESTGATE ELEMENTARY SCHOOL	6TH	1	8	3	9	55	76	21	27.63%
1420	JEFFERSON COUNTY R-1	9412	WESTGATE ELEMENTARY SCHOOL	SCHOOL T	8	27	19	151	383	588	205	34.86%
1420	JEFFERSON COUNTY R-1	9424	WEST JEFFERSON ELEMENTARY SCHOOL	PK	1	4	0	2	89	96	7	7.29%
1420	JEFFERSON COUNTY R-1	9424	WEST JEFFERSON ELEMENTARY SCHOOL	KINDERG/	0	1	0	1	30	32	2	6.25%
1420	JEFFERSON COUNTY R-1	9424	WEST JEFFERSON ELEMENTARY SCHOOL	1ST	0	1	1	1	33	36	3	8.33%
1420	JEFFERSON COUNTY R-1	9424	WEST JEFFERSON ELEMENTARY SCHOOL	2ND	0	2	0	4	46	52	6	11.54%
1420	JEFFERSON COUNTY R-1	9424	WEST JEFFERSON ELEMENTARY SCHOOL	3RD	0	1	1	2	66	70	4	5.71%
1420	JEFFERSON COUNTY R-1	9424	WEST JEFFERSON ELEMENTARY SCHOOL	4TH	0	0	1	1	35	37	2	5.41%
1420	JEFFERSON COUNTY R-1	9424	WEST JEFFERSON ELEMENTARY SCHOOL	5TH	0	0	0	2	51	53	2	3.77%
1420	JEFFERSON COUNTY R-1	9424	WEST JEFFERSON ELEMENTARY SCHOOL	SCHOOL T	1	9	3	13	350	376	26	6.91%
1420	JEFFERSON COUNTY R-1	9427	WOODROW WILSON CHARTER ACADEMY	HALF DAY	0	1	0	2	28	31	3	9.68%
1420	JEFFERSON COUNTY R-1	9427	WOODROW WILSON CHARTER ACADEMY	KINDERG/	0	0	1	3	29	33	4	12.12%
1420	JEFFERSON COUNTY R-1	9427	WOODROW WILSON CHARTER ACADEMY	1ST	0	3	1	2	55	61	6	9.84%
1420	JEFFERSON COUNTY R-1	9427	WOODROW WILSON CHARTER ACADEMY	2ND	1	5	0	3	52	61	9	14.75%
1420	JEFFERSON COUNTY R-1	9427	WOODROW WILSON CHARTER ACADEMY	3RD	1	4	0	6	53	64	11	17.19%
1420	JEFFERSON COUNTY R-1	9427	WOODROW WILSON CHARTER ACADEMY	4TH	0	1	0	7	51	59	8	13.56%
1420	JEFFERSON COUNTY R-1	9427	WOODROW WILSON CHARTER ACADEMY	5TH	1	3	0	6	49	59	10	16.95%
1420	JEFFERSON COUNTY R-1	9427	WOODROW WILSON CHARTER ACADEMY	6TH	0	2	1	5	51	59	8	13.56%
1420	JEFFERSON COUNTY R-1	9427	WOODROW WILSON CHARTER ACADEMY	7TH	0	0	0	7	36	43	7	16.28%
1420	JEFFERSON COUNTY R-1	9427	WOODROW WILSON CHARTER ACADEMY	8TH	1	0	2	4	35	42	7	16.67%
1420	JEFFERSON COUNTY R-1	9427	WOODROW WILSON CHARTER ACADEMY	SCHOOL T	4	19	5	45	439	512	73	14.26%
1420	JEFFERSON COUNTY R-1	9428	WEST JEFFERSON MIDDLE SCHOOL	6TH	3	3	3	12	182	203	21	10.34%
1420	JEFFERSON COUNTY R-1	9428	WEST JEFFERSON MIDDLE SCHOOL	7TH	3	2	3	12	207	227	20	8.81%
1420	JEFFERSON COUNTY R-1	9428	WEST JEFFERSON MIDDLE SCHOOL	8TH	1	3	1	6	196	207	11	5.31%
1420	JEFFERSON COUNTY R-1	9428	WEST JEFFERSON MIDDLE SCHOOL	SCHOOL T	7	8	7	30	585	637	52	8.16%



COLORADO DEPARTMENT OF EDUCATION
FALL 2007 PUPIL MEMBERSHIP BY DISTRICT, SCHOOL, GRADE, RACE/ETHNICITY, AND GENDER

District Code	DISTRICT	School Code	SCHOOL	GRADE	AMERICAN	ASIAN OR	BLACK (NOT	WHITE (NOT		Total	Total	
					INDIAN OR ALASKAN NATIVE	PACIFIC ISLANDER	HISPANIC)	HISPANIC	HISPANIC)		Minority	% Minority
1420	JEFFERSON COUNTY R-1	9429	WEST WOODS ELEMENTARY SCHOOL	HALF DAY	0	3	0	2	29	34	5	14.71%
1420	JEFFERSON COUNTY R-1	9429	WEST WOODS ELEMENTARY SCHOOL	KINDERG/	0	2	0	1	21	24	3	12.50%
1420	JEFFERSON COUNTY R-1	9429	WEST WOODS ELEMENTARY SCHOOL	1ST	0	3	1	2	82	88	6	6.82%
1420	JEFFERSON COUNTY R-1	9429	WEST WOODS ELEMENTARY SCHOOL	2ND	1	2	0	13	85	101	16	15.84%
1420	JEFFERSON COUNTY R-1	9429	WEST WOODS ELEMENTARY SCHOOL	3RD	2	4	0	6	78	90	12	13.33%
1420	JEFFERSON COUNTY R-1	9429	WEST WOODS ELEMENTARY SCHOOL	4TH	0	2	0	3	97	102	5	4.90%
1420	JEFFERSON COUNTY R-1	9429	WEST WOODS ELEMENTARY SCHOOL	5TH	1	1	1	7	89	99	10	10.10%
1420	JEFFERSON COUNTY R-1	9429	WEST WOODS ELEMENTARY SCHOOL	6TH	1	2	0	12	75	90	15	16.67%
1420	JEFFERSON COUNTY R-1	9429	WEST WOODS ELEMENTARY SCHOOL	SCHOOL T	5	19	2	46	556	628	72	11.46%
1420	JEFFERSON COUNTY R-1	9432	DENNISON ELEMENTARY SCHOOL	HALF DAY	1	3	0	5	31	40	9	22.50%
1420	JEFFERSON COUNTY R-1	9432	DENNISON ELEMENTARY SCHOOL	KINDERG/	0	3	0	3	42	48	6	12.50%
1420	JEFFERSON COUNTY R-1	9432	DENNISON ELEMENTARY SCHOOL	1ST	3	5	1	12	67	88	21	23.86%
1420	JEFFERSON COUNTY R-1	9432	DENNISON ELEMENTARY SCHOOL	2ND	1	6	0	7	74	88	14	15.91%
1420	JEFFERSON COUNTY R-1	9432	DENNISON ELEMENTARY SCHOOL	3RD	0	6	0	10	74	90	16	17.78%
1420	JEFFERSON COUNTY R-1	9432	DENNISON ELEMENTARY SCHOOL	4TH	1	7	1	5	76	90	14	15.56%
1420	JEFFERSON COUNTY R-1	9432	DENNISON ELEMENTARY SCHOOL	5TH	2	5	1	3	79	90	11	12.22%
1420	JEFFERSON COUNTY R-1	9432	DENNISON ELEMENTARY SCHOOL	6TH	0	3	0	4	83	90	7	7.78%
1420	JEFFERSON COUNTY R-1	9432	DENNISON ELEMENTARY SCHOOL	SCHOOL T	8	38	3	49	526	624	98	15.71%
1420	JEFFERSON COUNTY R-1	9490	WESTRIDGE ELEMENTARY SCHOOL	PK	2	8	1	17	81	109	28	25.69%
1420	JEFFERSON COUNTY R-1	9490	WESTRIDGE ELEMENTARY SCHOOL	HALF DAY	0	3	1	5	40	49	9	18.37%
1420	JEFFERSON COUNTY R-1	9490	WESTRIDGE ELEMENTARY SCHOOL	KINDERG/	1	0	0	1	22	24	2	8.33%
1420	JEFFERSON COUNTY R-1	9490	WESTRIDGE ELEMENTARY SCHOOL	1ST	0	5	0	8	70	83	13	15.66%
1420	JEFFERSON COUNTY R-1	9490	WESTRIDGE ELEMENTARY SCHOOL	2ND	2	3	1	7	51	64	13	20.31%
1420	JEFFERSON COUNTY R-1	9490	WESTRIDGE ELEMENTARY SCHOOL	3RD	1	3	0	7	61	72	11	15.28%
1420	JEFFERSON COUNTY R-1	9490	WESTRIDGE ELEMENTARY SCHOOL	4TH	2	8	2	9	61	82	21	25.61%
1420	JEFFERSON COUNTY R-1	9490	WESTRIDGE ELEMENTARY SCHOOL	5TH	0	3	0	4	73	80	7	8.75%
1420	JEFFERSON COUNTY R-1	9490	WESTRIDGE ELEMENTARY SCHOOL	6TH	1	2	0	8	51	62	11	17.74%
1420	JEFFERSON COUNTY R-1	9490	WESTRIDGE ELEMENTARY SCHOOL	SCHOOL T	9	35	5	66	510	625	115	18.40%
1420	JEFFERSON COUNTY R-1	9506	WHEAT RIDGE MIDDLE SCHOOL	7TH	4	4	4	141	43	196	153	78.06%
1420	JEFFERSON COUNTY R-1	9506	WHEAT RIDGE MIDDLE SCHOOL	8TH	4	0	11	91	48	154	106	68.83%
1420	JEFFERSON COUNTY R-1	9506	WHEAT RIDGE MIDDLE SCHOOL	SCHOOL T	8	4	15	232	91	350	259	74.00%
1420	JEFFERSON COUNTY R-1	9510	WHEAT RIDGE HIGH SCHOOL	9TH	4	8	6	81	243	342	99	28.95%
1420	JEFFERSON COUNTY R-1	9510	WHEAT RIDGE HIGH SCHOOL	10TH	3	6	7	54	238	308	70	22.73%
1420	JEFFERSON COUNTY R-1	9510	WHEAT RIDGE HIGH SCHOOL	11TH	3	9	2	60	274	348	74	21.26%
1420	JEFFERSON COUNTY R-1	9510	WHEAT RIDGE HIGH SCHOOL	12TH	5	7	7	58	284	361	77	21.33%
1420	JEFFERSON COUNTY R-1	9510	WHEAT RIDGE HIGH SCHOOL	SCHOOL T	15	30	22	253	1,039	1,359	320	23.55%
1420	JEFFERSON COUNTY R-1	9638	WILMORE DAVIS ELEMENTARY SCHOOL	HALF DAY	1	0	2	13	18	34	16	47.06%
1420	JEFFERSON COUNTY R-1	9638	WILMORE DAVIS ELEMENTARY SCHOOL	1ST	2	0	2	16	25	45	20	44.44%
1420	JEFFERSON COUNTY R-1	9638	WILMORE DAVIS ELEMENTARY SCHOOL	2ND	2	1	2	11	25	41	16	39.02%
1420	JEFFERSON COUNTY R-1	9638	WILMORE DAVIS ELEMENTARY SCHOOL	3RD	2	1	2	13	30	48	18	37.50%
1420	JEFFERSON COUNTY R-1	9638	WILMORE DAVIS ELEMENTARY SCHOOL	4TH	0	0	1	15	22	38	16	42.11%
1420	JEFFERSON COUNTY R-1	9638	WILMORE DAVIS ELEMENTARY SCHOOL	5TH	1	2	2	18	28	51	23	45.10%
1420	JEFFERSON COUNTY R-1	9638	WILMORE DAVIS ELEMENTARY SCHOOL	6TH	0	3	3	18	32	56	24	42.86%
1420	JEFFERSON COUNTY R-1	9638	WILMORE DAVIS ELEMENTARY SCHOOL	SCHOOL T	8	7	14	104	180	313	133	42.49%
1420	JEFFERSON COUNTY R-1	9648	WILMOT ELEMENTARY SCHOOL	PK	1	0	0	3	86	91	5	5.49%
1420	JEFFERSON COUNTY R-1	9648	WILMOT ELEMENTARY SCHOOL	HALF DAY	0	1	0	0	30	31	1	3.23%
1420	JEFFERSON COUNTY R-1	9648	WILMOT ELEMENTARY SCHOOL	KINDERG/	0	0	0	1	19	20	1	5.00%
1420	JEFFERSON COUNTY R-1	9648	WILMOT ELEMENTARY SCHOOL	1ST	2	3	0	1	53	59	6	10.17%
1420	JEFFERSON COUNTY R-1	9648	WILMOT ELEMENTARY SCHOOL	2ND	1	2	0	0	56	59	3	5.08%
1420	JEFFERSON COUNTY R-1	9648	WILMOT ELEMENTARY SCHOOL	3RD	1	4	0	2	64	71	7	9.86%
1420	JEFFERSON COUNTY R-1	9648	WILMOT ELEMENTARY SCHOOL	4TH	1	4	1	1	53	60	7	11.67%
1420	JEFFERSON COUNTY R-1	9648	WILMOT ELEMENTARY SCHOOL	5TH	4	0	0	3	84	91	7	7.69%
1420	JEFFERSON COUNTY R-1	9648	WILMOT ELEMENTARY SCHOOL	SCHOOL T	10	15	1	11	445	482	37	7.68%
1420	JEFFERSON COUNTY R-1	9678	WITT ELEMENTARY SCHOOL	HALF DAY	0	0	0	10	11	21	10	47.62%
1420	JEFFERSON COUNTY R-1	9678	WITT ELEMENTARY SCHOOL	KINDERG/	0	0	0	4	14	18	4	22.22%
1420	JEFFERSON COUNTY R-1	9678	WITT ELEMENTARY SCHOOL	1ST	1	4	0	7	35	47	12	25.53%
1420	JEFFERSON COUNTY R-1	9678	WITT ELEMENTARY SCHOOL	2ND	0	0	2	13	40	55	15	27.27%
1420	JEFFERSON COUNTY R-1	9678	WITT ELEMENTARY SCHOOL	3RD	0	1	1	9	40	51	11	21.57%
1420	JEFFERSON COUNTY R-1	9678	WITT ELEMENTARY SCHOOL	4TH	0	1	2	6	42	51	9	17.65%
1420	JEFFERSON COUNTY R-1	9678	WITT ELEMENTARY SCHOOL	5TH	0	1	5	12	38	56	18	32.14%
1420	JEFFERSON COUNTY R-1	9678	WITT ELEMENTARY SCHOOL	6TH	0	4	0	7	41	52	11	21.15%
1420	JEFFERSON COUNTY R-1	9678	WITT ELEMENTARY SCHOOL	SCHOOL T	1	11	10	68	261	351	90	25.64%
1420	JEFFERSON COUNTY R-1	9800	ZERGER ELEMENTARY SCHOOL	HALF DAY	1	2	2	4	30	39	9	23.08%




COLORADO DEPARTMENT OF EDUCATION
FALL 2007 PUPIL MEMBERSHIP BY DISTRICT, SCHOOL, GRADE, RACE/ETHNICITY, AND GENDER

District Code	DISTRICT	School Code	SCHOOL	GRADE	AMERICAN INDIAN OR ALASKAN NATIVE	ASIAN OR PACIFIC ISLANDER	BLACK (NOT HISPANIC)	HISPANIC	WHITE (NOT HISPANIC)	Total	Total	
											Minority	% Minority
1420	JEFFERSON COUNTY R-1	9800	ZERGER ELEMENTARY SCHOOL	1ST	1	2	2	11	24	40	16	40.00%
1420	JEFFERSON COUNTY R-1	9800	ZERGER ELEMENTARY SCHOOL	2ND	0	2	0	11	29	42	13	30.95%
1420	JEFFERSON COUNTY R-1	9800	ZERGER ELEMENTARY SCHOOL	3RD	1	3	0	11	27	42	15	35.71%
1420	JEFFERSON COUNTY R-1	9800	ZERGER ELEMENTARY SCHOOL	4TH	1	1	0	6	29	37	8	21.62%
1420	JEFFERSON COUNTY R-1	9800	ZERGER ELEMENTARY SCHOOL	5TH	0	1	1	4	30	36	6	16.67%
1420	JEFFERSON COUNTY R-1	9800	ZERGER ELEMENTARY SCHOOL	6TH	1	1	0	15	33	50	17	34.00%
1420	JEFFERSON COUNTY R-1	9800	ZERGER ELEMENTARY SCHOOL	SCHOOL T	5	12	5	62	202	286	84	29.37%
1420	JEFFERSON COUNTY R-1		DISTRICT TOTAL		1,040	3,262	1,677	15,996	64,207	86,182	21,975	25.50%
1430	EADS RE-1	2328	EADS ELEMENTARY SCHOOL	PK	0	0	0	1	15	16	1	6.25%
1430	EADS RE-1	2328	EADS ELEMENTARY SCHOOL	KINDERG/	0	1	0	2	10	13	3	23.08%
1430	EADS RE-1	2328	EADS ELEMENTARY SCHOOL	1ST	0	0	0	0	8	8	0	0.00%
1430	EADS RE-1	2328	EADS ELEMENTARY SCHOOL	2ND	0	0	0	1	10	11	1	9.09%
1430	EADS RE-1	2328	EADS ELEMENTARY SCHOOL	3RD	0	1	0	1	13	15	2	13.33%
1430	EADS RE-1	2328	EADS ELEMENTARY SCHOOL	4TH	0	0	0	1	7	8	1	12.50%
1430	EADS RE-1	2328	EADS ELEMENTARY SCHOOL	5TH	0	0	1	0	9	10	1	10.00%
1430	EADS RE-1	2328	EADS ELEMENTARY SCHOOL	SCHOOL T	0	2	1	6	72	81	9	11.11%
1430	EADS RE-1	2332	EADS MIDDLE SCHOOL	6TH	0	1	1	0	13	15	2	13.33%
1430	EADS RE-1	2332	EADS MIDDLE SCHOOL	7TH	0	0	0	2	16	18	2	11.11%
1430	EADS RE-1	2332	EADS MIDDLE SCHOOL	8TH	0	0	0	3	12	15	3	20.00%
1430	EADS RE-1	2332	EADS MIDDLE SCHOOL	SCHOOL T	0	1	1	5	41	48	7	14.58%
1430	EADS RE-1	2336	EADS HIGH SCHOOL	9TH	0	0	0	1	12	13	1	7.69%
1430	EADS RE-1	2336	EADS HIGH SCHOOL	10TH	0	0	0	0	14	14	0	0.00%
1430	EADS RE-1	2336	EADS HIGH SCHOOL	11TH	0	1	0	1	19	21	2	9.52%
1430	EADS RE-1	2336	EADS HIGH SCHOOL	12TH	1	0	0	0	14	15	1	6.67%
1430	EADS RE-1	2336	EADS HIGH SCHOOL	SCHOOL T	1	1	0	2	59	63	4	6.35%
1430	EADS RE-1		DISTRICT TOTAL		1	4	2	13	172	192	20	10.42%
1440	PLAINVIEW RE-2	6992	PLAINVIEW ELEMENTARY SCHOOL	PK	0	0	0	0	4	4	0	0.00%
1440	PLAINVIEW RE-2	6992	PLAINVIEW ELEMENTARY SCHOOL	KINDERG/	0	0	0	0	10	10	0	0.00%
1440	PLAINVIEW RE-2	6992	PLAINVIEW ELEMENTARY SCHOOL	1ST	0	0	0	0	6	6	0	0.00%
1440	PLAINVIEW RE-2	6992	PLAINVIEW ELEMENTARY SCHOOL	2ND	0	0	0	0	8	8	0	0.00%
1440	PLAINVIEW RE-2	6992	PLAINVIEW ELEMENTARY SCHOOL	3RD	0	0	0	0	5	5	0	0.00%
1440	PLAINVIEW RE-2	6992	PLAINVIEW ELEMENTARY SCHOOL	4TH	0	0	0	0	3	3	0	0.00%
1440	PLAINVIEW RE-2	6992	PLAINVIEW ELEMENTARY SCHOOL	5TH	0	0	0	1	2	3	1	33.33%
1440	PLAINVIEW RE-2	6992	PLAINVIEW ELEMENTARY SCHOOL	SCHOOL T	0	0	0	1	38	39	1	2.56%
1440	PLAINVIEW RE-2	7009	PLAINVIEW JUNIOR-SENIOR HIGH SCHOOL	6TH	0	0	0	0	3	3	0	0.00%
1440	PLAINVIEW RE-2	7009	PLAINVIEW JUNIOR-SENIOR HIGH SCHOOL	7TH	0	0	0	0	2	2	0	0.00%
1440	PLAINVIEW RE-2	7009	PLAINVIEW JUNIOR-SENIOR HIGH SCHOOL	8TH	0	0	0	2	2	4	2	50.00%
1440	PLAINVIEW RE-2	7009	PLAINVIEW JUNIOR-SENIOR HIGH SCHOOL	9TH	0	0	0	0	3	3	0	0.00%
1440	PLAINVIEW RE-2	7009	PLAINVIEW JUNIOR-SENIOR HIGH SCHOOL	10TH	0	0	0	1	4	5	1	20.00%
1440	PLAINVIEW RE-2	7009	PLAINVIEW JUNIOR-SENIOR HIGH SCHOOL	11TH	0	0	0	1	3	4	1	25.00%
1440	PLAINVIEW RE-2	7009	PLAINVIEW JUNIOR-SENIOR HIGH SCHOOL	12TH	0	0	0	1	0	1	0	100.00%
1440	PLAINVIEW RE-2	7009	PLAINVIEW JUNIOR-SENIOR HIGH SCHOOL	SCHOOL T	0	0	0	5	17	22	5	22.73%
1440	PLAINVIEW RE-2		DISTRICT TOTAL		0	0	0	6	55	61	6	9.84%
1450	ARRIBA-FLAGLER C-20	2956	FLAGLER ELEMENTARY SCHOOL	PK	0	0	0	0	21	21	0	0.00%
1450	ARRIBA-FLAGLER C-20	2956	FLAGLER ELEMENTARY SCHOOL	HALF DAY	0	0	0	0	3	3	0	0.00%
1450	ARRIBA-FLAGLER C-20	2956	FLAGLER ELEMENTARY SCHOOL	KINDERG/	0	0	0	0	1	1	0	0.00%
1450	ARRIBA-FLAGLER C-20	2956	FLAGLER ELEMENTARY SCHOOL	1ST	0	0	0	0	13	13	0	0.00%
1450	ARRIBA-FLAGLER C-20	2956	FLAGLER ELEMENTARY SCHOOL	2ND	0	0	0	0	13	13	0	0.00%
1450	ARRIBA-FLAGLER C-20	2956	FLAGLER ELEMENTARY SCHOOL	3RD	0	2	0	0	8	10	2	20.00%
1450	ARRIBA-FLAGLER C-20	2956	FLAGLER ELEMENTARY SCHOOL	4TH	0	0	0	1	11	12	1	8.33%
1450	ARRIBA-FLAGLER C-20	2956	FLAGLER ELEMENTARY SCHOOL	5TH	0	0	0	0	7	7	0	0.00%
1450	ARRIBA-FLAGLER C-20	2956	FLAGLER ELEMENTARY SCHOOL	6TH	0	0	0	0	8	8	0	0.00%
1450	ARRIBA-FLAGLER C-20	2956	FLAGLER ELEMENTARY SCHOOL	SCHOOL T	0	2	0	1	85	88	3	3.41%
1450	ARRIBA-FLAGLER C-20	2958	FLAGLER MIDDLE SCHOOL	7TH	0	0	0	0	11	11	0	0.00%
1450	ARRIBA-FLAGLER C-20	2958	FLAGLER MIDDLE SCHOOL	8TH	0	0	0	0	12	12	0	0.00%
1450	ARRIBA-FLAGLER C-20	2958	FLAGLER MIDDLE SCHOOL	SCHOOL T	0	0	0	0	23	23	0	0.00%
1450	ARRIBA-FLAGLER C-20	2960	FLAGLER SENIOR HIGH SCHOOL	9TH	0	0	0	1	14	15	1	6.67%
1450	ARRIBA-FLAGLER C-20	2960	FLAGLER SENIOR HIGH SCHOOL	10TH	0	0	0	1	16	17	1	5.88%
1450	ARRIBA-FLAGLER C-20	2960	FLAGLER SENIOR HIGH SCHOOL	11TH	1	0	0	0	16	17	1	5.88%
1450	ARRIBA-FLAGLER C-20	2960	FLAGLER SENIOR HIGH SCHOOL	12TH	0	0	0	1	11	12	1	8.33%
1450	ARRIBA-FLAGLER C-20	2960	FLAGLER SENIOR HIGH SCHOOL	SCHOOL T	1	0	0	3	57	61	4	6.56%
1450	ARRIBA-FLAGLER C-20		DISTRICT TOTAL		1	2	0	4	165	172	7	4.07%
1460	HI-PLAINS R-23	7746	HI PLAINS UNDIVIDED HIGH SCHOOL	7TH	0	0	0	0	11	11	0	0.00%

COLORADO DEPARTMENT OF EDUCATION
FALL 2007 PUPIL MEMBERSHIP BY DISTRICT, SCHOOL, GRADE, RACE/ETHNICITY, AND GENDER

District Code	DISTRICT	School Code	SCHOOL	GRADE	AMERICAN	ASIAN OR	BLACK (NOT	WHITE (NOT		Total	Total	
					INDIAN OR ALASKAN NATIVE	PACIFIC ISLANDER	HISPANIC)	HISPANIC	HISPANIC)		Minority	% Minority
1460	HI-PLAINS R-23	7746	HI PLAINS UNDIVIDED HIGH SCHOOL	8TH	0	0	0	0	5	5	0	0.00%
1460	HI-PLAINS R-23	7746	HI PLAINS UNDIVIDED HIGH SCHOOL	9TH	0	0	0	1	11	12	1	8.33%
1460	HI-PLAINS R-23	7746	HI PLAINS UNDIVIDED HIGH SCHOOL	10TH	0	0	0	1	13	14	1	7.14%
1460	HI-PLAINS R-23	7746	HI PLAINS UNDIVIDED HIGH SCHOOL	11TH	0	0	0	1	12	13	1	7.69%
1460	HI-PLAINS R-23	7746	HI PLAINS UNDIVIDED HIGH SCHOOL	12TH	0	0	0	0	6	6	0	0.00%
1460	HI-PLAINS R-23	7746	HI PLAINS UNDIVIDED HIGH SCHOOL	SCHOOL T	0	0	0	3	58	61	3	4.92%
1460	HI-PLAINS R-23	9164	HI PLAINS ELEMENTARY SCHOOL	PK	0	0	1	0	8	9	1	11.11%
1460	HI-PLAINS R-23	9164	HI PLAINS ELEMENTARY SCHOOL	HALF DAY	0	0	0	0	2	2	0	0.00%
1460	HI-PLAINS R-23	9164	HI PLAINS ELEMENTARY SCHOOL	1ST	0	0	0	1	3	4	1	25.00%
1460	HI-PLAINS R-23	9164	HI PLAINS ELEMENTARY SCHOOL	2ND	0	0	0	1	6	7	1	14.29%
1460	HI-PLAINS R-23	9164	HI PLAINS ELEMENTARY SCHOOL	3RD	0	0	1	0	7	8	1	12.50%
1460	HI-PLAINS R-23	9164	HI PLAINS ELEMENTARY SCHOOL	4TH	0	0	0	2	5	7	2	28.57%
1460	HI-PLAINS R-23	9164	HI PLAINS ELEMENTARY SCHOOL	5TH	0	0	0	0	6	6	0	0.00%
1460	HI-PLAINS R-23	9164	HI PLAINS ELEMENTARY SCHOOL	6TH	0	0	1	0	9	10	1	10.00%
1460	HI-PLAINS R-23	9164	HI PLAINS ELEMENTARY SCHOOL	SCHOOL T	0	0	3	4	46	53	7	13.21%
1460	HI-PLAINS R-23		DISTRICT TOTAL		0	0	3	7	104	114	10	8.77%
1480	STRATTON R-4	8342	STRATTON ELEMENTARY SCHOOL	PK	1	0	0	1	18	20	2	10.00%
1480	STRATTON R-4	8342	STRATTON ELEMENTARY SCHOOL	HALF DAY	0	0	0	1	8	9	1	11.11%
1480	STRATTON R-4	8342	STRATTON ELEMENTARY SCHOOL	1ST	0	1	0	1	19	21	2	9.52%
1480	STRATTON R-4	8342	STRATTON ELEMENTARY SCHOOL	2ND	0	0	0	4	7	11	4	36.36%
1480	STRATTON R-4	8342	STRATTON ELEMENTARY SCHOOL	3RD	0	0	0	3	11	14	3	21.43%
1480	STRATTON R-4	8342	STRATTON ELEMENTARY SCHOOL	4TH	0	1	0	3	10	14	4	28.57%
1480	STRATTON R-4	8342	STRATTON ELEMENTARY SCHOOL	5TH	0	0	0	2	13	15	2	13.33%
1480	STRATTON R-4	8342	STRATTON ELEMENTARY SCHOOL	SCHOOL T	1	2	0	15	86	104	18	17.31%
1480	STRATTON R-4	8351	STRATTON MIDDLE SCHOOL	6TH	0	0	0	3	12	15	3	20.00%
1480	STRATTON R-4	8351	STRATTON MIDDLE SCHOOL	7TH	0	0	0	3	7	10	3	30.00%
1480	STRATTON R-4	8351	STRATTON MIDDLE SCHOOL	8TH	0	0	0	4	14	18	4	22.22%
1480	STRATTON R-4	8351	STRATTON MIDDLE SCHOOL	SCHOOL T	0	0	0	10	33	43	10	23.26%
1480	STRATTON R-4	8354	STRATTON SENIOR HIGH SCHOOL	9TH	0	2	0	3	18	23	5	21.74%
1480	STRATTON R-4	8354	STRATTON SENIOR HIGH SCHOOL	10TH	0	0	0	1	18	19	1	5.26%
1480	STRATTON R-4	8354	STRATTON SENIOR HIGH SCHOOL	11TH	0	0	0	3	17	20	3	15.00%
1480	STRATTON R-4	8354	STRATTON SENIOR HIGH SCHOOL	12TH	0	0	0	1	24	25	1	4.00%
1480	STRATTON R-4	8354	STRATTON SENIOR HIGH SCHOOL	SCHOOL T	0	2	0	8	77	87	10	11.49%
1480	STRATTON R-4		DISTRICT TOTAL		1	4	0	33	196	234	38	16.24%
1490	BETHUNE R-5	0832	BETHUNE ELEMENTARY SCHOOL	PK	0	0	0	2	4	6	2	33.33%
1490	BETHUNE R-5	0832	BETHUNE ELEMENTARY SCHOOL	KINDERG/	0	0	0	4	8	12	4	33.33%
1490	BETHUNE R-5	0832	BETHUNE ELEMENTARY SCHOOL	1ST	0	0	0	4	3	7	4	57.14%
1490	BETHUNE R-5	0832	BETHUNE ELEMENTARY SCHOOL	2ND	0	0	0	2	2	4	2	50.00%
1490	BETHUNE R-5	0832	BETHUNE ELEMENTARY SCHOOL	3RD	0	1	0	3	5	9	4	44.44%
1490	BETHUNE R-5	0832	BETHUNE ELEMENTARY SCHOOL	4TH	0	0	0	4	3	7	4	57.14%
1490	BETHUNE R-5	0832	BETHUNE ELEMENTARY SCHOOL	5TH	0	0	0	4	5	9	4	44.44%
1490	BETHUNE R-5	0832	BETHUNE ELEMENTARY SCHOOL	6TH	0	0	0	3	8	11	3	27.27%
1490	BETHUNE R-5	0832	BETHUNE ELEMENTARY SCHOOL	SCHOOL T	0	1	0	26	38	65	27	41.54%
1490	BETHUNE R-5	0842	BETHUNE JUNIOR-SENIOR HIGH SCHOOL	7TH	0	0	0	0	6	6	0	0.00%
1490	BETHUNE R-5	0842	BETHUNE JUNIOR-SENIOR HIGH SCHOOL	8TH	0	0	0	4	6	10	4	40.00%
1490	BETHUNE R-5	0842	BETHUNE JUNIOR-SENIOR HIGH SCHOOL	9TH	0	0	0	4	6	10	4	40.00%
1490	BETHUNE R-5	0842	BETHUNE JUNIOR-SENIOR HIGH SCHOOL	10TH	0	0	0	2	10	12	2	16.67%
1490	BETHUNE R-5	0842	BETHUNE JUNIOR-SENIOR HIGH SCHOOL	11TH	0	1	0	4	8	13	5	38.46%
1490	BETHUNE R-5	0842	BETHUNE JUNIOR-SENIOR HIGH SCHOOL	12TH	0	0	0	3	5	8	3	37.50%
1490	BETHUNE R-5	0842	BETHUNE JUNIOR-SENIOR HIGH SCHOOL	SCHOOL T	0	1	0	17	41	59	18	30.51%
1490	BETHUNE R-5		DISTRICT TOTAL		0	2	0	43	79	124	45	36.29%
1500	BURLINGTON RE-6J	1144	BURLINGTON ELEMENTARY SCHOOL	PK	1	0	2	30	50	83	33	39.76%
1500	BURLINGTON RE-6J	1144	BURLINGTON ELEMENTARY SCHOOL	KINDERG/	1	1	0	23	20	45	25	55.56%
1500	BURLINGTON RE-6J	1144	BURLINGTON ELEMENTARY SCHOOL	1ST	0	0	0	17	36	53	17	32.08%
1500	BURLINGTON RE-6J	1144	BURLINGTON ELEMENTARY SCHOOL	2ND	0	0	0	25	36	61	25	40.98%
1500	BURLINGTON RE-6J	1144	BURLINGTON ELEMENTARY SCHOOL	3RD	1	2	1	14	38	56	18	32.14%
1500	BURLINGTON RE-6J	1144	BURLINGTON ELEMENTARY SCHOOL	4TH	0	0	0	8	32	40	8	20.00%
1500	BURLINGTON RE-6J	1144	BURLINGTON ELEMENTARY SCHOOL	SCHOOL T	3	3	3	117	212	338	126	37.28%
1500	BURLINGTON RE-6J	1150	BURLINGTON MIDDLE SCHOOL	5TH	0	0	0	13	39	52	13	25.00%
1500	BURLINGTON RE-6J	1150	BURLINGTON MIDDLE SCHOOL	6TH	0	0	0	13	34	47	13	27.66%
1500	BURLINGTON RE-6J	1150	BURLINGTON MIDDLE SCHOOL	7TH	0	1	1	14	36	52	16	30.77%
1500	BURLINGTON RE-6J	1150	BURLINGTON MIDDLE SCHOOL	8TH	0	1	0	22	36	59	23	38.98%
1500	BURLINGTON RE-6J	1150	BURLINGTON MIDDLE SCHOOL	SCHOOL T	0	2	1	62	145	210	65	30.95%



COLORADO DEPARTMENT OF EDUCATION
FALL 2007 PUPIL MEMBERSHIP BY DISTRICT, SCHOOL, GRADE, RACE/ETHNICITY, AND GENDER

District Code	DISTRICT	School Code	SCHOOL	GRADE	AMERICAN INDIAN OR ALASKAN NATIVE	ASIAN OR PACIFIC ISLANDER	BLACK (NOT HISPANIC)	HISPANIC	WHITE (NOT HISPANIC)	Total	Total	
											Minority	% Minority
1500	BURLINGTON RE-6J	1152	BURLINGTON HIGH SCHOOL	9TH	0	1	0	21	45	67	22	32.84%
1500	BURLINGTON RE-6J	1152	BURLINGTON HIGH SCHOOL	10TH	1	0	1	16	34	52	18	34.62%
1500	BURLINGTON RE-6J	1152	BURLINGTON HIGH SCHOOL	11TH	0	0	0	13	43	56	13	23.21%
1500	BURLINGTON RE-6J	1152	BURLINGTON HIGH SCHOOL	12TH	1	1	2	9	40	53	13	24.53%
1500	BURLINGTON RE-6J	1152	BURLINGTON HIGH SCHOOL	SCHOOL T	2	2	3	59	162	228	66	28.95%
1500	BURLINGTON RE-6J		DISTRICT TOTAL		5	7	7	238	519	776	257	33.12%
1510	LAKE COUNTY R-1	4901	LAKE COUNTY MIDDLE SCHOOL	5TH	1	0	0	52	28	81	53	65.43%
1510	LAKE COUNTY R-1	4901	LAKE COUNTY MIDDLE SCHOOL	6TH	1	0	0	55	29	85	56	65.88%
1510	LAKE COUNTY R-1	4901	LAKE COUNTY MIDDLE SCHOOL	7TH	0	0	0	53	27	80	53	66.25%
1510	LAKE COUNTY R-1	4901	LAKE COUNTY MIDDLE SCHOOL	8TH	1	0	0	47	23	71	48	67.61%
1510	LAKE COUNTY R-1	4901	LAKE COUNTY MIDDLE SCHOOL	SCHOOL T	3	0	0	207	107	317	210	66.25%
1510	LAKE COUNTY R-1	4904	LAKE COUNTY HIGH SCHOOL	9TH	0	0	0	50	30	80	50	62.50%
1510	LAKE COUNTY R-1	4904	LAKE COUNTY HIGH SCHOOL	10TH	2	1	0	50	31	84	53	63.10%
1510	LAKE COUNTY R-1	4904	LAKE COUNTY HIGH SCHOOL	11TH	0	1	1	53	27	82	55	67.07%
1510	LAKE COUNTY R-1	4904	LAKE COUNTY HIGH SCHOOL	12TH	1	2	0	43	31	77	46	59.74%
1510	LAKE COUNTY R-1	4904	LAKE COUNTY HIGH SCHOOL	SCHOOL T	3	4	1	196	119	323	204	63.16%
1510	LAKE COUNTY R-1	8804	PITTS ELEMENTARY SCHOOL	PK	0	0	1	69	43	113	70	61.95%
1510	LAKE COUNTY R-1	8804	PITTS ELEMENTARY SCHOOL	HALF DAY	0	0	0	49	26	75	49	65.33%
1510	LAKE COUNTY R-1	8804	PITTS ELEMENTARY SCHOOL	KINDERG/	0	0	0	27	3	30	27	90.00%
1510	LAKE COUNTY R-1	8804	PITTS ELEMENTARY SCHOOL	1ST	2	0	1	67	23	93	70	75.27%
1510	LAKE COUNTY R-1	8804	PITTS ELEMENTARY SCHOOL	SCHOOL T	2	0	2	212	95	311	216	69.45%
1510	LAKE COUNTY R-1	9486	WESTPARK ELEMENTARY SCHOOL	2ND	0	0	0	50	31	81	50	61.73%
1510	LAKE COUNTY R-1	9486	WESTPARK ELEMENTARY SCHOOL	3RD	0	1	0	70	22	93	71	76.34%
1510	LAKE COUNTY R-1	9486	WESTPARK ELEMENTARY SCHOOL	4TH	0	0	0	71	22	93	71	76.34%
1510	LAKE COUNTY R-1	9486	WESTPARK ELEMENTARY SCHOOL	SCHOOL T	0	1	0	191	75	267	192	71.91%
1510	LAKE COUNTY R-1		DISTRICT TOTAL		8	5	3	806	396	1,218	822	67.49%
1520	DURANGO 9-R	0225	ANIMAS VALLEY ELEMENTARY SCHOOL	HALF DAY	4	0	0	2	38	44	6	13.64%
1520	DURANGO 9-R	0225	ANIMAS VALLEY ELEMENTARY SCHOOL	1ST	2	0	0	1	48	51	3	5.88%
1520	DURANGO 9-R	0225	ANIMAS VALLEY ELEMENTARY SCHOOL	2ND	5	0	1	6	31	43	12	27.91%
1520	DURANGO 9-R	0225	ANIMAS VALLEY ELEMENTARY SCHOOL	3RD	2	0	2	4	42	50	8	16.00%
1520	DURANGO 9-R	0225	ANIMAS VALLEY ELEMENTARY SCHOOL	4TH	1	0	0	8	23	32	9	28.13%
1520	DURANGO 9-R	0225	ANIMAS VALLEY ELEMENTARY SCHOOL	5TH	0	0	1	5	30	36	6	16.67%
1520	DURANGO 9-R	0225	ANIMAS VALLEY ELEMENTARY SCHOOL	SCHOOL T	14	0	4	26	212	256	44	17.19%
1520	DURANGO 9-R	2318	DURANGO HIGH SCHOOL	9TH	25	4	4	58	309	400	91	22.75%
1520	DURANGO 9-R	2318	DURANGO HIGH SCHOOL	10TH	18	7	0	45	305	375	70	18.67%
1520	DURANGO 9-R	2318	DURANGO HIGH SCHOOL	11TH	20	3	4	38	319	384	65	16.93%
1520	DURANGO 9-R	2318	DURANGO HIGH SCHOOL	12TH	11	5	3	30	296	345	49	14.20%
1520	DURANGO 9-R	2318	DURANGO HIGH SCHOOL	SCHOOL T	74	19	11	171	1,229	1,504	275	18.28%
1520	DURANGO 9-R	2319	DURANGO SECOND CHANCE	9TH	1	0	0	9	6	16	10	62.50%
1520	DURANGO 9-R	2319	DURANGO SECOND CHANCE	10TH	4	0	0	13	23	40	17	42.50%
1520	DURANGO 9-R	2319	DURANGO SECOND CHANCE	11TH	4	0	0	5	17	26	9	34.62%
1520	DURANGO 9-R	2319	DURANGO SECOND CHANCE	12TH	1	0	0	0	5	6	1	16.67%
1520	DURANGO 9-R	2319	DURANGO SECOND CHANCE	SCHOOL T	10	0	0	27	51	88	37	42.05%
1520	DURANGO 9-R	3012	FLORIDA MESA ELEMENTARY SCHOOL	PK	1	0	0	2	11	14	3	21.43%
1520	DURANGO 9-R	3012	FLORIDA MESA ELEMENTARY SCHOOL	HALF DAY	1	0	0	4	29	34	5	14.71%
1520	DURANGO 9-R	3012	FLORIDA MESA ELEMENTARY SCHOOL	KINDERG/	2	0	0	3	10	15	5	33.33%
1520	DURANGO 9-R	3012	FLORIDA MESA ELEMENTARY SCHOOL	1ST	5	2	0	7	39	53	14	26.42%
1520	DURANGO 9-R	3012	FLORIDA MESA ELEMENTARY SCHOOL	2ND	6	0	0	8	36	50	14	28.00%
1520	DURANGO 9-R	3012	FLORIDA MESA ELEMENTARY SCHOOL	3RD	1	0	0	10	41	52	11	21.15%
1520	DURANGO 9-R	3012	FLORIDA MESA ELEMENTARY SCHOOL	4TH	3	0	0	10	50	63	13	20.63%
1520	DURANGO 9-R	3012	FLORIDA MESA ELEMENTARY SCHOOL	5TH	2	1	0	7	34	44	10	22.73%
1520	DURANGO 9-R	3012	FLORIDA MESA ELEMENTARY SCHOOL	SCHOOL T	21	3	0	51	250	325	75	23.08%
1520	DURANGO 9-R	3050	FORT LEWIS MESA ELEMENTARY SCHOOL	PK	0	0	0	0	15	15	0	0.00%
1520	DURANGO 9-R	3050	FORT LEWIS MESA ELEMENTARY SCHOOL	HALF DAY	2	0	0	0	18	20	2	10.00%
1520	DURANGO 9-R	3050	FORT LEWIS MESA ELEMENTARY SCHOOL	1ST	2	0	0	0	24	26	2	7.69%
1520	DURANGO 9-R	3050	FORT LEWIS MESA ELEMENTARY SCHOOL	2ND	1	0	0	1	17	19	2	10.53%
1520	DURANGO 9-R	3050	FORT LEWIS MESA ELEMENTARY SCHOOL	3RD	4	0	0	6	27	37	10	27.03%
1520	DURANGO 9-R	3050	FORT LEWIS MESA ELEMENTARY SCHOOL	4TH	1	0	0	1	22	24	2	8.33%
1520	DURANGO 9-R	3050	FORT LEWIS MESA ELEMENTARY SCHOOL	5TH	2	0	0	5	22	29	7	24.14%
1520	DURANGO 9-R	3050	FORT LEWIS MESA ELEMENTARY SCHOOL	SCHOOL T	12	0	0	13	145	170	25	14.71%
1520	DURANGO 9-R	5888	MILLER MIDDLE SCHOOL	6TH	8	2	3	20	124	157	33	21.02%
1520	DURANGO 9-R	5888	MILLER MIDDLE SCHOOL	7TH	11	2	1	22	146	182	36	19.78%
1520	DURANGO 9-R	5888	MILLER MIDDLE SCHOOL	8TH	11	3	4	23	127	168	41	24.40%


COLORADO DEPARTMENT OF EDUCATION
FALL 2007 PUPIL MEMBERSHIP BY DISTRICT, SCHOOL, GRADE, RACE/ETHNICITY, AND GENDER

District Code	DISTRICT	School Code	SCHOOL	GRADE	AMERICAN	ASIAN OR	BLACK (NOT	WHITE (NOT		Total	Total	
					INDIAN OR ALASKAN NATIVE	PACIFIC ISLANDER	HISPANIC)	HISPANIC	HISPANIC)		Minority	% Minority
1520	DURANGO 9-R	5888	MILLER MIDDLE SCHOOL	SCHOOL T	30	7	8	65	397	507	110	21.70%
1520	DURANGO 9-R	6222	NEEDHAM ELEMENTARY SCHOOL	PK	1	0	2	3	8	14	6	42.86%
1520	DURANGO 9-R	6222	NEEDHAM ELEMENTARY SCHOOL	HALF DAY	2	1	1	6	71	81	10	12.35%
1520	DURANGO 9-R	6222	NEEDHAM ELEMENTARY SCHOOL	1ST	6	1	0	11	56	74	18	24.32%
1520	DURANGO 9-R	6222	NEEDHAM ELEMENTARY SCHOOL	2ND	3	0	1	6	52	62	10	16.13%
1520	DURANGO 9-R	6222	NEEDHAM ELEMENTARY SCHOOL	3RD	7	1	2	5	53	68	15	22.06%
1520	DURANGO 9-R	6222	NEEDHAM ELEMENTARY SCHOOL	4TH	5	1	1	10	54	71	17	23.94%
1520	DURANGO 9-R	6222	NEEDHAM ELEMENTARY SCHOOL	5TH	3	2	0	6	61	72	11	15.28%
1520	DURANGO 9-R	6222	NEEDHAM ELEMENTARY SCHOOL	SCHOOL T	27	6	7	47	355	442	87	19.68%
1520	DURANGO 9-R	6738	PARK ELEMENTARY SCHOOL	PK	2	1	0	5	7	15	8	53.33%
1520	DURANGO 9-R	6738	PARK ELEMENTARY SCHOOL	HALF DAY	5	3	4	9	52	73	21	28.77%
1520	DURANGO 9-R	6738	PARK ELEMENTARY SCHOOL	1ST	14	2	1	13	49	79	30	37.97%
1520	DURANGO 9-R	6738	PARK ELEMENTARY SCHOOL	2ND	8	1	0	11	53	73	20	27.40%
1520	DURANGO 9-R	6738	PARK ELEMENTARY SCHOOL	3RD	8	1	3	10	41	63	22	34.92%
1520	DURANGO 9-R	6738	PARK ELEMENTARY SCHOOL	4TH	6	1	2	10	52	71	19	26.76%
1520	DURANGO 9-R	6738	PARK ELEMENTARY SCHOOL	5TH	6	2	3	12	44	67	23	34.33%
1520	DURANGO 9-R	6738	PARK ELEMENTARY SCHOOL	SCHOOL T	49	11	13	70	298	441	143	32.43%
1520	DURANGO 9-R	7402	RIVERVIEW ELEMENTARY SCHOOL	PK	0	0	1	5	7	13	6	46.15%
1520	DURANGO 9-R	7402	RIVERVIEW ELEMENTARY SCHOOL	HALF DAY	5	0	0	8	63	76	13	17.11%
1520	DURANGO 9-R	7402	RIVERVIEW ELEMENTARY SCHOOL	1ST	4	2	0	3	51	60	9	15.00%
1520	DURANGO 9-R	7402	RIVERVIEW ELEMENTARY SCHOOL	2ND	5	1	0	8	54	68	14	20.59%
1520	DURANGO 9-R	7402	RIVERVIEW ELEMENTARY SCHOOL	3RD	2	0	1	6	62	71	9	12.68%
1520	DURANGO 9-R	7402	RIVERVIEW ELEMENTARY SCHOOL	4TH	3	0	1	11	49	64	15	23.44%
1520	DURANGO 9-R	7402	RIVERVIEW ELEMENTARY SCHOOL	5TH	1	2	3	5	59	70	11	15.71%
1520	DURANGO 9-R	7402	RIVERVIEW ELEMENTARY SCHOOL	SCHOOL T	20	5	6	46	345	422	77	18.25%
1520	DURANGO 9-R	7994	ESCALANTE MIDDLE SCHOOL	6TH	13	3	5	26	128	175	47	26.86%
1520	DURANGO 9-R	7994	ESCALANTE MIDDLE SCHOOL	7TH	9	3	4	37	135	188	53	28.19%
1520	DURANGO 9-R	7994	ESCALANTE MIDDLE SCHOOL	8TH	9	1	0	28	140	178	38	21.35%
1520	DURANGO 9-R	7994	ESCALANTE MIDDLE SCHOOL	SCHOOL T	31	7	9	91	403	541	138	25.51%
1520	DURANGO 9-R	8388	SUNNYSIDE ELEMENTARY SCHOOL	PK	0	0	0	5	11	16	5	31.25%
1520	DURANGO 9-R	8388	SUNNYSIDE ELEMENTARY SCHOOL	HALF DAY	0	0	0	4	15	19	4	21.05%
1520	DURANGO 9-R	8388	SUNNYSIDE ELEMENTARY SCHOOL	1ST	1	0	0	3	15	19	4	21.05%
1520	DURANGO 9-R	8388	SUNNYSIDE ELEMENTARY SCHOOL	2ND	0	0	0	3	17	20	3	15.00%
1520	DURANGO 9-R	8388	SUNNYSIDE ELEMENTARY SCHOOL	3RD	0	0	0	2	17	19	2	10.53%
1520	DURANGO 9-R	8388	SUNNYSIDE ELEMENTARY SCHOOL	4TH	1	1	0	4	12	18	6	33.33%
1520	DURANGO 9-R	8388	SUNNYSIDE ELEMENTARY SCHOOL	5TH	1	0	0	1	11	13	2	15.38%
1520	DURANGO 9-R	8388	SUNNYSIDE ELEMENTARY SCHOOL	SCHOOL T	3	1	0	22	98	124	26	20.97%
1520	DURANGO 9-R		DISTRICT TOTAL		291	59	58	629	3,783	4,820	1,037	21.51%
1530	BAYFIELD 10 JT-R	0632	BAYFIELD ELEMENTARY SCHOOL	KINDERG/	3	0	0	8	86	97	11	11.34%
1530	BAYFIELD 10 JT-R	0632	BAYFIELD ELEMENTARY SCHOOL	1ST	3	2	0	18	95	118	23	19.49%
1530	BAYFIELD 10 JT-R	0632	BAYFIELD ELEMENTARY SCHOOL	2ND	2	0	0	8	88	98	10	10.20%
1530	BAYFIELD 10 JT-R	0632	BAYFIELD ELEMENTARY SCHOOL	3RD	6	1	0	10	78	95	17	17.89%
1530	BAYFIELD 10 JT-R	0632	BAYFIELD ELEMENTARY SCHOOL	4TH	2	1	1	8	88	100	12	12.00%
1530	BAYFIELD 10 JT-R	0632	BAYFIELD ELEMENTARY SCHOOL	5TH	2	3	0	13	84	102	18	17.65%
1530	BAYFIELD 10 JT-R	0632	BAYFIELD ELEMENTARY SCHOOL	SCHOOL T	18	7	1	65	519	610	91	14.92%
1530	BAYFIELD 10 JT-R	0636	BAYFIELD MIDDLE SCHOOL	6TH	1	2	0	4	85	92	7	7.61%
1530	BAYFIELD 10 JT-R	0636	BAYFIELD MIDDLE SCHOOL	7TH	3	0	0	11	107	121	14	11.57%
1530	BAYFIELD 10 JT-R	0636	BAYFIELD MIDDLE SCHOOL	8TH	4	0	0	3	79	86	7	8.14%
1530	BAYFIELD 10 JT-R	0636	BAYFIELD MIDDLE SCHOOL	SCHOOL T	8	2	0	18	271	299	28	9.36%
1530	BAYFIELD 10 JT-R	0640	BAYFIELD HIGH SCHOOL	9TH	9	1	1	7	92	110	18	16.36%
1530	BAYFIELD 10 JT-R	0640	BAYFIELD HIGH SCHOOL	10TH	4	0	1	8	95	108	13	12.04%
1530	BAYFIELD 10 JT-R	0640	BAYFIELD HIGH SCHOOL	11TH	0	1	0	2	110	113	3	2.65%
1530	BAYFIELD 10 JT-R	0640	BAYFIELD HIGH SCHOOL	12TH	5	0	2	7	104	118	14	11.86%
1530	BAYFIELD 10 JT-R	0640	BAYFIELD HIGH SCHOOL	SCHOOL T	18	2	4	24	401	449	48	10.69%
1530	BAYFIELD 10 JT-R		DISTRICT TOTAL		44	11	5	107	1,191	1,358	167	12.30%
1540	IGNACIO 11 JT	4250	IGNACIO ELEMENTARY SCHOOL	HALF DAY	1	0	0	0	0	1	1	100.00%
1540	IGNACIO 11 JT	4250	IGNACIO ELEMENTARY SCHOOL	KINDERG/	19	0	0	14	22	55	33	60.00%
1540	IGNACIO 11 JT	4250	IGNACIO ELEMENTARY SCHOOL	1ST	13	0	1	15	31	60	29	48.33%
1540	IGNACIO 11 JT	4250	IGNACIO ELEMENTARY SCHOOL	2ND	27	0	2	19	20	68	48	70.59%
1540	IGNACIO 11 JT	4250	IGNACIO ELEMENTARY SCHOOL	3RD	16	0	1	20	22	59	37	62.71%
1540	IGNACIO 11 JT	4250	IGNACIO ELEMENTARY SCHOOL	SCHOOL T	76	0	4	68	95	243	148	60.91%
1540	IGNACIO 11 JT	4252	IGNACIO INTERMEDIATE SCHOOL	4TH	16	1	1	12	18	48	30	62.50%
1540	IGNACIO 11 JT	4252	IGNACIO INTERMEDIATE SCHOOL	5TH	22	0	2	3	24	51	27	52.94%



COLORADO DEPARTMENT OF EDUCATION
FALL 2007 PUPIL MEMBERSHIP BY DISTRICT, SCHOOL, GRADE, RACE/ETHNICITY, AND GENDER

District Code	DISTRICT	School Code	SCHOOL	GRADE	AMERICAN	ASIAN OR	BLACK (NOT	WHITE (NOT		Total	Total	
					INDIAN OR ALASKAN NATIVE	PACIFIC ISLANDER	HISPANIC)	HISPANIC	HISPANIC)		Minority	% Minority
1540	IGNACIO 11 JT	4252	IGNACIO INTERMEDIATE SCHOOL	6TH	23	0	2	10	22	57	35	61.40%
1540	IGNACIO 11 JT	4252	IGNACIO INTERMEDIATE SCHOOL	SCHOOL T	61	1	5	25	64	156	92	58.97%
1540	IGNACIO 11 JT	4254	IGNACIO JUNIOR HIGH SCHOOL	7TH	28	0	2	8	19	57	38	66.67%
1540	IGNACIO 11 JT	4254	IGNACIO JUNIOR HIGH SCHOOL	8TH	32	0	1	12	19	64	45	70.31%
1540	IGNACIO 11 JT	4254	IGNACIO JUNIOR HIGH SCHOOL	SCHOOL T	60	0	3	20	38	121	83	68.60%
1540	IGNACIO 11 JT	4258	IGNACIO HIGH SCHOOL	9TH	31	0	0	12	22	65	43	66.15%
1540	IGNACIO 11 JT	4258	IGNACIO HIGH SCHOOL	10TH	34	0	0	12	17	63	46	73.02%
1540	IGNACIO 11 JT	4258	IGNACIO HIGH SCHOOL	11TH	16	0	2	12	13	43	30	69.77%
1540	IGNACIO 11 JT	4258	IGNACIO HIGH SCHOOL	12TH	18	0	0	9	26	53	27	50.94%
1540	IGNACIO 11 JT	4258	IGNACIO HIGH SCHOOL	SCHOOL T	99	0	2	45	78	224	146	65.18%
1540	IGNACIO 11 JT	6945	PINE RIVER VALLEY HIGH SCHOOL	9TH	14	0	0	2	4	20	16	80.00%
1540	IGNACIO 11 JT	6945	PINE RIVER VALLEY HIGH SCHOOL	10TH	10	0	0	3	7	20	13	65.00%
1540	IGNACIO 11 JT	6945	PINE RIVER VALLEY HIGH SCHOOL	11TH	11	0	0	2	5	18	13	72.22%
1540	IGNACIO 11 JT	6945	PINE RIVER VALLEY HIGH SCHOOL	12TH	5	0	0	1	3	9	6	66.67%
1540	IGNACIO 11 JT	6945	PINE RIVER VALLEY HIGH SCHOOL	SCHOOL T	40	0	0	8	19	67	48	71.64%
1540	IGNACIO 11 JT		DISTRICT TOTAL		336	1	14	166	294	811	517	63.75%
1550	POUDRE R-1	0000	NOT IN A SCHOOL	7TH	0	0	1	2	0	3	3	100.00%
1550	POUDRE R-1	0000	NOT IN A SCHOOL	8TH	1	0	0	1	0	2	2	100.00%
1550	POUDRE R-1	0000	NOT IN A SCHOOL	9TH	0	0	0	0	4	4	0	0.00%
1550	POUDRE R-1	0000	NOT IN A SCHOOL	10TH	0	0	0	1	0	1	1	100.00%
1550	POUDRE R-1	0000	NOT IN A SCHOOL	11TH	0	1	0	0	0	1	1	100.00%
1550	POUDRE R-1	0000	NOT IN A SCHOOL	SCHOOL T	1	1	1	4	4	11	7	63.64%
1550	POUDRE R-1	0146	RIDGEVIEW CLASSICAL CHARTER SCHOOLS	HALF DAY	0	4	1	5	49	59	10	16.95%
1550	POUDRE R-1	0146	RIDGEVIEW CLASSICAL CHARTER SCHOOLS	1ST	1	1	1	2	57	62	5	8.06%
1550	POUDRE R-1	0146	RIDGEVIEW CLASSICAL CHARTER SCHOOLS	2ND	1	3	1	5	60	60	10	16.67%
1550	POUDRE R-1	0146	RIDGEVIEW CLASSICAL CHARTER SCHOOLS	3RD	2	5	1	3	49	60	11	18.33%
1550	POUDRE R-1	0146	RIDGEVIEW CLASSICAL CHARTER SCHOOLS	4TH	0	1	2	4	53	60	7	11.67%
1550	POUDRE R-1	0146	RIDGEVIEW CLASSICAL CHARTER SCHOOLS	5TH	0	5	4	2	49	60	11	18.33%
1550	POUDRE R-1	0146	RIDGEVIEW CLASSICAL CHARTER SCHOOLS	6TH	0	6	0	4	51	61	10	16.39%
1550	POUDRE R-1	0146	RIDGEVIEW CLASSICAL CHARTER SCHOOLS	7TH	0	4	3	6	50	63	13	20.63%
1550	POUDRE R-1	0146	RIDGEVIEW CLASSICAL CHARTER SCHOOLS	8TH	0	4	1	6	51	62	11	17.74%
1550	POUDRE R-1	0146	RIDGEVIEW CLASSICAL CHARTER SCHOOLS	9TH	0	4	0	5	46	55	9	16.36%
1550	POUDRE R-1	0146	RIDGEVIEW CLASSICAL CHARTER SCHOOLS	10TH	0	3	0	3	52	58	6	10.34%
1550	POUDRE R-1	0146	RIDGEVIEW CLASSICAL CHARTER SCHOOLS	11TH	3	3	1	2	38	47	9	19.15%
1550	POUDRE R-1	0146	RIDGEVIEW CLASSICAL CHARTER SCHOOLS	12TH	0	4	0	2	21	27	6	22.22%
1550	POUDRE R-1	0146	RIDGEVIEW CLASSICAL CHARTER SCHOOLS	SCHOOL T	7	47	15	49	616	734	118	16.08%
1550	POUDRE R-1	0477	ZACH ELEMENTARY SCHOOL	HALF DAY	0	3	0	1	36	40	4	10.00%
1550	POUDRE R-1	0477	ZACH ELEMENTARY SCHOOL	KINDERG/	0	2	1	2	43	48	5	10.42%
1550	POUDRE R-1	0477	ZACH ELEMENTARY SCHOOL	1ST	0	6	0	4	103	113	10	8.85%
1550	POUDRE R-1	0477	ZACH ELEMENTARY SCHOOL	2ND	0	5	2	3	91	101	10	9.90%
1550	POUDRE R-1	0477	ZACH ELEMENTARY SCHOOL	3RD	0	4	1	7	85	97	12	12.37%
1550	POUDRE R-1	0477	ZACH ELEMENTARY SCHOOL	4TH	0	10	2	5	98	115	17	14.78%
1550	POUDRE R-1	0477	ZACH ELEMENTARY SCHOOL	5TH	0	6	0	0	89	95	6	6.32%
1550	POUDRE R-1	0477	ZACH ELEMENTARY SCHOOL	SCHOOL T	0	36	6	22	545	609	64	10.51%
1550	POUDRE R-1	0490	BACON ELEMENTARY SCHOOL	PK	1	2	1	13	27	44	17	38.64%
1550	POUDRE R-1	0490	BACON ELEMENTARY SCHOOL	HALF DAY	0	0	0	0	36	36	0	0.00%
1550	POUDRE R-1	0490	BACON ELEMENTARY SCHOOL	KINDERG/	0	2	1	2	38	43	5	11.63%
1550	POUDRE R-1	0490	BACON ELEMENTARY SCHOOL	1ST	0	2	2	7	57	68	11	16.18%
1550	POUDRE R-1	0490	BACON ELEMENTARY SCHOOL	2ND	1	1	2	3	55	62	7	11.29%
1550	POUDRE R-1	0490	BACON ELEMENTARY SCHOOL	3RD	0	4	2	6	55	67	12	17.91%
1550	POUDRE R-1	0490	BACON ELEMENTARY SCHOOL	4TH	0	2	3	8	68	81	13	16.05%
1550	POUDRE R-1	0490	BACON ELEMENTARY SCHOOL	5TH	0	1	1	3	60	65	5	7.69%
1550	POUDRE R-1	0490	BACON ELEMENTARY SCHOOL	6TH	0	5	0	5	60	70	10	14.29%
1550	POUDRE R-1	0490	BACON ELEMENTARY SCHOOL	SCHOOL T	2	19	12	47	456	536	80	14.93%
1550	POUDRE R-1	0550	BARTON PREKINDERGARTEN	PK	5	5	5	108	139	262	123	46.95%
1550	POUDRE R-1	0550	BARTON PREKINDERGARTEN	SCHOOL T	5	5	5	108	139	262	123	46.95%
1550	POUDRE R-1	0612	BAUDER ELEMENTARY SCHOOL	PK	0	0	2	18	18	38	20	52.63%
1550	POUDRE R-1	0612	BAUDER ELEMENTARY SCHOOL	HALF DAY	1	1	0	5	23	30	7	23.33%
1550	POUDRE R-1	0612	BAUDER ELEMENTARY SCHOOL	KINDERG/	0	0	0	2	20	22	2	9.09%
1550	POUDRE R-1	0612	BAUDER ELEMENTARY SCHOOL	1ST	3	2	4	5	50	64	14	21.88%
1550	POUDRE R-1	0612	BAUDER ELEMENTARY SCHOOL	2ND	0	0	2	6	37	45	8	17.78%
1550	POUDRE R-1	0612	BAUDER ELEMENTARY SCHOOL	3RD	1	0	2	7	43	53	10	18.87%
1550	POUDRE R-1	0612	BAUDER ELEMENTARY SCHOOL	4TH	0	1	1	4	35	41	6	14.63%




COLORADO DEPARTMENT OF EDUCATION
FALL 2007 PUPIL MEMBERSHIP BY DISTRICT, SCHOOL, GRADE, RACE/ETHNICITY, AND GENDER

District Code	DISTRICT	School Code	SCHOOL	GRADE	AMERICAN	ASIAN OR	BLACK (NOT	WHITE (NOT		Total	Total	
					INDIAN OR ALASKAN NATIVE	PACIFIC ISLANDER	HISPANIC)	HISPANIC	HISPANIC)		Minority	% Minority
1550	POUDRE R-1	0612	BAUDER ELEMENTARY SCHOOL	5TH	0	0	0	6	33	39	6	15.38%
1550	POUDRE R-1	0612	BAUDER ELEMENTARY SCHOOL	6TH	0	0	0	5	33	38	5	13.16%
1550	POUDRE R-1	0612	BAUDER ELEMENTARY SCHOOL	SCHOOL T	5	4	11	58	292	370	78	21.08%
1550	POUDRE R-1	0678	BEATTIE ELEMENTARY SCHOOL	PK	0	2	0	4	15	21	6	28.57%
1550	POUDRE R-1	0678	BEATTIE ELEMENTARY SCHOOL	HALF DAY	0	2	0	2	16	20	4	20.00%
1550	POUDRE R-1	0678	BEATTIE ELEMENTARY SCHOOL	KINDERG/	0	2	0	3	14	19	5	26.32%
1550	POUDRE R-1	0678	BEATTIE ELEMENTARY SCHOOL	1ST	0	2	1	6	43	52	9	17.31%
1550	POUDRE R-1	0678	BEATTIE ELEMENTARY SCHOOL	2ND	2	4	0	6	46	58	12	20.69%
1550	POUDRE R-1	0678	BEATTIE ELEMENTARY SCHOOL	3RD	0	4	1	7	39	51	12	23.53%
1550	POUDRE R-1	0678	BEATTIE ELEMENTARY SCHOOL	4TH	1	2	3	13	40	59	19	32.20%
1550	POUDRE R-1	0678	BEATTIE ELEMENTARY SCHOOL	5TH	1	3	0	9	34	47	13	27.66%
1550	POUDRE R-1	0678	BEATTIE ELEMENTARY SCHOOL	6TH	3	7	3	11	44	68	24	35.29%
1550	POUDRE R-1	0678	BEATTIE ELEMENTARY SCHOOL	SCHOOL T	7	28	8	61	291	395	104	26.33%
1550	POUDRE R-1	0766	BENNETT ELEMENTARY SCHOOL	HALF DAY	0	2	1	4	13	20	7	35.00%
1550	POUDRE R-1	0766	BENNETT ELEMENTARY SCHOOL	KINDERG/	0	4	0	2	41	47	6	12.77%
1550	POUDRE R-1	0766	BENNETT ELEMENTARY SCHOOL	1ST	2	3	4	10	51	70	19	27.14%
1550	POUDRE R-1	0766	BENNETT ELEMENTARY SCHOOL	2ND	0	3	5	7	55	70	15	21.43%
1550	POUDRE R-1	0766	BENNETT ELEMENTARY SCHOOL	3RD	1	4	1	9	57	72	15	20.83%
1550	POUDRE R-1	0766	BENNETT ELEMENTARY SCHOOL	4TH	1	6	2	3	57	69	12	17.39%
1550	POUDRE R-1	0766	BENNETT ELEMENTARY SCHOOL	5TH	0	2	0	5	48	55	7	12.73%
1550	POUDRE R-1	0766	BENNETT ELEMENTARY SCHOOL	6TH	0	8	5	1	39	53	14	26.42%
1550	POUDRE R-1	0766	BENNETT ELEMENTARY SCHOOL	SCHOOL T	4	32	18	41	361	456	95	20.83%
1550	POUDRE R-1	0892	BLEVINS JUNIOR HIGH SCHOOL	7TH	3	6	11	25	139	184	45	24.46%
1550	POUDRE R-1	0892	BLEVINS JUNIOR HIGH SCHOOL	8TH	2	5	3	33	147	190	43	22.63%
1550	POUDRE R-1	0892	BLEVINS JUNIOR HIGH SCHOOL	9TH	0	2	5	34	124	165	41	24.85%
1550	POUDRE R-1	0892	BLEVINS JUNIOR HIGH SCHOOL	SCHOOL T	5	13	19	92	410	539	129	23.93%
1550	POUDRE R-1	0898	BOLTZ JUNIOR HIGH SCHOOL	7TH	1	7	8	32	159	207	48	23.19%
1550	POUDRE R-1	0898	BOLTZ JUNIOR HIGH SCHOOL	8TH	4	11	3	31	161	210	49	23.33%
1550	POUDRE R-1	0898	BOLTZ JUNIOR HIGH SCHOOL	9TH	3	7	4	39	180	233	53	22.75%
1550	POUDRE R-1	0898	BOLTZ JUNIOR HIGH SCHOOL	SCHOOL T	8	25	15	102	500	650	150	23.08%
1550	POUDRE R-1	1186	CACHE LA Poudre ELEMENTARY SCHOOL	PK	1	0	0	6	11	18	7	38.89%
1550	POUDRE R-1	1186	CACHE LA Poudre ELEMENTARY SCHOOL	HALF DAY	0	0	0	1	11	12	1	8.33%
1550	POUDRE R-1	1186	CACHE LA Poudre ELEMENTARY SCHOOL	KINDERG/	0	0	0	3	19	22	3	13.64%
1550	POUDRE R-1	1186	CACHE LA Poudre ELEMENTARY SCHOOL	1ST	3	0	0	8	43	54	11	20.37%
1550	POUDRE R-1	1186	CACHE LA Poudre ELEMENTARY SCHOOL	2ND	3	0	0	2	42	47	5	10.64%
1550	POUDRE R-1	1186	CACHE LA Poudre ELEMENTARY SCHOOL	3RD	1	0	0	5	51	57	6	10.53%
1550	POUDRE R-1	1186	CACHE LA Poudre ELEMENTARY SCHOOL	4TH	0	1	0	7	54	62	8	12.90%
1550	POUDRE R-1	1186	CACHE LA Poudre ELEMENTARY SCHOOL	5TH	1	1	1	6	50	59	9	15.25%
1550	POUDRE R-1	1186	CACHE LA Poudre ELEMENTARY SCHOOL	6TH	1	1	0	2	55	59	4	6.78%
1550	POUDRE R-1	1186	CACHE LA Poudre ELEMENTARY SCHOOL	SCHOOL T	10	3	1	40	336	390	54	13.85%
1550	POUDRE R-1	1190	CACHE LA Poudre JUNIOR HIGH SCHOOL	7TH	3	2	1	11	131	148	17	11.49%
1550	POUDRE R-1	1190	CACHE LA Poudre JUNIOR HIGH SCHOOL	8TH	2	0	2	9	124	137	13	9.49%
1550	POUDRE R-1	1190	CACHE LA Poudre JUNIOR HIGH SCHOOL	9TH	2	2	0	10	113	127	14	11.02%
1550	POUDRE R-1	1190	CACHE LA Poudre JUNIOR HIGH SCHOOL	SCHOOL T	7	4	3	30	368	412	44	10.68%
1550	POUDRE R-1	2298	DUNN ELEMENTARY SCHOOL	HALF DAY	1	6	1	6	28	42	14	33.33%
1550	POUDRE R-1	2298	DUNN ELEMENTARY SCHOOL	KINDERG/	0	3	0	4	16	23	7	30.43%
1550	POUDRE R-1	2298	DUNN ELEMENTARY SCHOOL	1ST	0	6	0	3	52	61	9	14.75%
1550	POUDRE R-1	2298	DUNN ELEMENTARY SCHOOL	2ND	1	11	1	12	48	73	25	34.25%
1550	POUDRE R-1	2298	DUNN ELEMENTARY SCHOOL	3RD	0	9	1	5	53	68	15	22.06%
1550	POUDRE R-1	2298	DUNN ELEMENTARY SCHOOL	4TH	0	6	0	5	40	51	11	21.57%
1550	POUDRE R-1	2298	DUNN ELEMENTARY SCHOOL	5TH	2	12	2	9	39	64	25	39.06%
1550	POUDRE R-1	2298	DUNN ELEMENTARY SCHOOL	6TH	0	7	0	5	48	60	12	20.00%
1550	POUDRE R-1	2298	DUNN ELEMENTARY SCHOOL	SCHOOL T	4	60	5	49	324	442	118	26.70%
1550	POUDRE R-1	3046	FORT COLLINS HIGH SCHOOL	10TH	5	15	9	86	317	432	115	26.62%
1550	POUDRE R-1	3046	FORT COLLINS HIGH SCHOOL	11TH	3	14	4	58	274	353	79	22.38%
1550	POUDRE R-1	3046	FORT COLLINS HIGH SCHOOL	12TH	6	16	8	45	333	408	75	18.38%
1550	POUDRE R-1	3046	FORT COLLINS HIGH SCHOOL	SCHOOL T	14	45	21	189	924	1,193	269	22.55%
1550	POUDRE R-1	3105	FOSSIL RIDGE HIGH SCHOOL	10TH	2	9	4	28	353	396	43	10.86%
1550	POUDRE R-1	3105	FOSSIL RIDGE HIGH SCHOOL	11TH	3	11	1	22	328	365	37	10.14%
1550	POUDRE R-1	3105	FOSSIL RIDGE HIGH SCHOOL	12TH	4	3	0	12	282	301	19	6.31%
1550	POUDRE R-1	3105	FOSSIL RIDGE HIGH SCHOOL	SCHOOL T	9	23	5	62	963	1,062	99	9.32%
1550	POUDRE R-1	3760	CENTENNIAL HIGH SCHOOL	10TH	1	0	0	13	27	41	14	34.15%
1550	POUDRE R-1	3760	CENTENNIAL HIGH SCHOOL	11TH	0	0	2	9	28	39	11	28.21%



COLORADO DEPARTMENT OF EDUCATION
FALL 2007 PUPIL MEMBERSHIP BY DISTRICT, SCHOOL, GRADE, RACE/ETHNICITY, AND GENDER

District Code	DISTRICT	School Code	SCHOOL	GRADE	AMERICAN	ASIAN OR	BLACK (NOT	WHITE (NOT		Total	Total	
					INDIAN OR ALASKAN NATIVE	PACIFIC ISLANDER	HISPANIC)	HISPANIC	HISPANIC)		Minority	% Minority
1550	POUDRE R-1	3760	CENTENNIAL HIGH SCHOOL	12TH	2	0	1	8	42	53	11	20.75%
1550	POUDRE R-1	3760	CENTENNIAL HIGH SCHOOL	SCHOOL T	3	0	3	30	97	133	36	27.07%
1550	POUDRE R-1	3787	HARRIS BILINGUAL ELEMENTARY SCHOOL	PK	0	0	0	18	0	18	18	100.00%
1550	POUDRE R-1	3787	HARRIS BILINGUAL ELEMENTARY SCHOOL	HALF DAY	0	0	0	1	1	2	1	50.00%
1550	POUDRE R-1	3787	HARRIS BILINGUAL ELEMENTARY SCHOOL	KINDERG/	0	0	0	34	15	49	34	69.39%
1550	POUDRE R-1	3787	HARRIS BILINGUAL ELEMENTARY SCHOOL	1ST	0	0	1	33	19	53	34	64.15%
1550	POUDRE R-1	3787	HARRIS BILINGUAL ELEMENTARY SCHOOL	2ND	0	0	1	29	18	48	30	62.50%
1550	POUDRE R-1	3787	HARRIS BILINGUAL ELEMENTARY SCHOOL	3RD	0	1	1	29	17	48	31	64.58%
1550	POUDRE R-1	3787	HARRIS BILINGUAL ELEMENTARY SCHOOL	4TH	0	0	0	33	19	52	33	63.46%
1550	POUDRE R-1	3787	HARRIS BILINGUAL ELEMENTARY SCHOOL	5TH	0	1	0	28	17	46	29	63.04%
1550	POUDRE R-1	3787	HARRIS BILINGUAL ELEMENTARY SCHOOL	6TH	0	1	3	23	11	38	27	71.05%
1550	POUDRE R-1	3787	HARRIS BILINGUAL ELEMENTARY SCHOOL	SCHOOL T	0	3	6	228	117	354	237	66.95%
1550	POUDRE R-1	3791	LAB ELEMENTARY SCHOOL FOR CREATIVE LEARNING	HALF DAY	0	2	0	0	13	15	2	13.33%
1550	POUDRE R-1	3791	LAB ELEMENTARY SCHOOL FOR CREATIVE LEARNING	1ST	0	1	1	1	10	13	3	23.08%
1550	POUDRE R-1	3791	LAB ELEMENTARY SCHOOL FOR CREATIVE LEARNING	2ND	0	0	0	0	17	17	0	0.00%
1550	POUDRE R-1	3791	LAB ELEMENTARY SCHOOL FOR CREATIVE LEARNING	3RD	0	0	1	2	17	20	3	15.00%
1550	POUDRE R-1	3791	LAB ELEMENTARY SCHOOL FOR CREATIVE LEARNING	4TH	0	0	0	2	23	25	2	8.00%
1550	POUDRE R-1	3791	LAB ELEMENTARY SCHOOL FOR CREATIVE LEARNING	5TH	0	0	0	2	14	16	2	12.50%
1550	POUDRE R-1	3791	LAB ELEMENTARY SCHOOL FOR CREATIVE LEARNING	6TH	0	1	0	0	13	14	1	7.14%
1550	POUDRE R-1	3791	LAB ELEMENTARY SCHOOL FOR CREATIVE LEARNING	SCHOOL T	0	4	2	7	107	120	13	10.83%
1550	POUDRE R-1	4282	IRISH ELEMENTARY SCHOOL	PK	0	0	0	29	11	40	29	72.50%
1550	POUDRE R-1	4282	IRISH ELEMENTARY SCHOOL	KINDERG/	0	0	0	48	12	60	48	80.00%
1550	POUDRE R-1	4282	IRISH ELEMENTARY SCHOOL	1ST	1	0	2	46	7	56	49	87.50%
1550	POUDRE R-1	4282	IRISH ELEMENTARY SCHOOL	2ND	1	0	0	42	14	57	43	75.44%
1550	POUDRE R-1	4282	IRISH ELEMENTARY SCHOOL	3RD	2	0	2	34	11	49	38	77.55%
1550	POUDRE R-1	4282	IRISH ELEMENTARY SCHOOL	4TH	1	0	0	31	11	43	32	74.42%
1550	POUDRE R-1	4282	IRISH ELEMENTARY SCHOOL	5TH	2	0	0	31	7	40	33	82.50%
1550	POUDRE R-1	4282	IRISH ELEMENTARY SCHOOL	6TH	2	0	0	52	14	68	54	79.41%
1550	POUDRE R-1	4282	IRISH ELEMENTARY SCHOOL	SCHOOL T	9	0	4	313	87	413	326	78.93%
1550	POUDRE R-1	4456	JOHNSON ELEMENTARY SCHOOL	HALF DAY	0	1	1	8	29	39	10	25.64%
1550	POUDRE R-1	4456	JOHNSON ELEMENTARY SCHOOL	KINDERG/	0	0	0	1	21	22	1	4.55%
1550	POUDRE R-1	4456	JOHNSON ELEMENTARY SCHOOL	1ST	2	3	0	20	49	74	25	33.78%
1550	POUDRE R-1	4456	JOHNSON ELEMENTARY SCHOOL	2ND	0	2	1	4	60	67	7	10.45%
1550	POUDRE R-1	4456	JOHNSON ELEMENTARY SCHOOL	3RD	2	4	1	13	54	74	20	27.03%
1550	POUDRE R-1	4456	JOHNSON ELEMENTARY SCHOOL	4TH	0	5	1	6	45	57	12	21.05%
1550	POUDRE R-1	4456	JOHNSON ELEMENTARY SCHOOL	5TH	2	3	1	16	58	80	22	27.50%
1550	POUDRE R-1	4456	JOHNSON ELEMENTARY SCHOOL	6TH	1	7	1	15	53	77	24	31.17%
1550	POUDRE R-1	4456	JOHNSON ELEMENTARY SCHOOL	SCHOOL T	7	25	6	83	369	490	121	24.69%
1550	POUDRE R-1	4698	KINARD JUNIOR HIGH SCHOOL	6TH	0	2	1	2	85	90	5	5.56%
1550	POUDRE R-1	4698	KINARD JUNIOR HIGH SCHOOL	7TH	1	12	1	16	230	260	30	11.54%
1550	POUDRE R-1	4698	KINARD JUNIOR HIGH SCHOOL	8TH	2	7	1	11	228	249	21	8.43%
1550	POUDRE R-1	4698	KINARD JUNIOR HIGH SCHOOL	9TH	1	5	4	7	165	182	17	9.34%
1550	POUDRE R-1	4698	KINARD JUNIOR HIGH SCHOOL	SCHOOL T	4	26	7	36	708	781	73	9.35%
1550	POUDRE R-1	4793	KRUSE ELEMENTARY SCHOOL	HALF DAY	0	2	0	2	17	21	4	19.05%
1550	POUDRE R-1	4793	KRUSE ELEMENTARY SCHOOL	KINDERG/	0	1	1	0	40	42	2	4.76%
1550	POUDRE R-1	4793	KRUSE ELEMENTARY SCHOOL	1ST	1	1	0	3	74	79	5	6.33%
1550	POUDRE R-1	4793	KRUSE ELEMENTARY SCHOOL	2ND	1	4	1	5	62	73	11	15.07%
1550	POUDRE R-1	4793	KRUSE ELEMENTARY SCHOOL	3RD	0	3	0	5	60	68	8	11.76%
1550	POUDRE R-1	4793	KRUSE ELEMENTARY SCHOOL	4TH	0	4	1	5	68	78	10	12.82%
1550	POUDRE R-1	4793	KRUSE ELEMENTARY SCHOOL	5TH	0	5	0	2	66	73	7	9.59%
1550	POUDRE R-1	4793	KRUSE ELEMENTARY SCHOOL	6TH	1	2	1	9	56	69	13	18.84%
1550	POUDRE R-1	4793	KRUSE ELEMENTARY SCHOOL	SCHOOL T	3	22	4	31	443	503	60	11.93%
1550	POUDRE R-1	5014	LAUREL ELEMENTARY SCHOOL	KINDERG/	2	1	1	22	38	64	26	40.63%
1550	POUDRE R-1	5014	LAUREL ELEMENTARY SCHOOL	1ST	1	4	3	15	34	57	23	40.35%
1550	POUDRE R-1	5014	LAUREL ELEMENTARY SCHOOL	2ND	0	1	1	19	25	46	21	45.65%
1550	POUDRE R-1	5014	LAUREL ELEMENTARY SCHOOL	3RD	0	2	1	19	23	45	22	48.89%
1550	POUDRE R-1	5014	LAUREL ELEMENTARY SCHOOL	4TH	0	1	1	12	28	42	14	33.33%
1550	POUDRE R-1	5014	LAUREL ELEMENTARY SCHOOL	5TH	1	1	4	13	39	58	19	32.76%
1550	POUDRE R-1	5014	LAUREL ELEMENTARY SCHOOL	6TH	1	0	1	14	22	38	16	42.11%
1550	POUDRE R-1	5014	LAUREL ELEMENTARY SCHOOL	SCHOOL T	5	10	12	114	209	350	141	40.29%
1550	POUDRE R-1	5068	LESHER JUNIOR HIGH SCHOOL	7TH	3	13	7	51	178	252	74	29.37%
1550	POUDRE R-1	5068	LESHER JUNIOR HIGH SCHOOL	8TH	2	7	6	58	155	228	73	32.02%
1550	POUDRE R-1	5068	LESHER JUNIOR HIGH SCHOOL	9TH	1	1	3	37	98	140	42	30.00%



COLORADO DEPARTMENT OF EDUCATION
FALL 2007 PUPIL MEMBERSHIP BY DISTRICT, SCHOOL, GRADE, RACE/ETHNICITY, AND GENDER

District Code	DISTRICT	School Code	SCHOOL	GRADE	AMERICAN	ASIAN OR	BLACK (NOT	WHITE (NOT		Total	Total	
					INDIAN OR ALASKAN NATIVE	PACIFIC ISLANDER	HISPANIC)	HISPANIC	HISPANIC)		Minority	% Minority
1550	POUDRE R-1	5068	LESHER JUNIOR HIGH SCHOOL	SCHOOL T	6	21	16	146	431	620	189	30.48%
1550	POUDRE R-1	5120	LIBERTY COMMON CHARTER SCHOOL	HALF DAY	0	2	0	2	35	39	4	10.26%
1550	POUDRE R-1	5120	LIBERTY COMMON CHARTER SCHOOL	KINDERG/	0	0	0	3	16	19	3	15.79%
1550	POUDRE R-1	5120	LIBERTY COMMON CHARTER SCHOOL	1ST	0	1	4	1	52	58	6	10.34%
1550	POUDRE R-1	5120	LIBERTY COMMON CHARTER SCHOOL	2ND	2	6	0	1	50	59	9	15.25%
1550	POUDRE R-1	5120	LIBERTY COMMON CHARTER SCHOOL	3RD	0	4	1	4	49	58	9	15.52%
1550	POUDRE R-1	5120	LIBERTY COMMON CHARTER SCHOOL	4TH	0	4	2	3	49	58	9	15.52%
1550	POUDRE R-1	5120	LIBERTY COMMON CHARTER SCHOOL	5TH	0	3	1	2	52	58	6	10.34%
1550	POUDRE R-1	5120	LIBERTY COMMON CHARTER SCHOOL	6TH	0	5	2	2	51	60	9	15.00%
1550	POUDRE R-1	5120	LIBERTY COMMON CHARTER SCHOOL	7TH	1	3	0	6	49	59	10	16.95%
1550	POUDRE R-1	5120	LIBERTY COMMON CHARTER SCHOOL	8TH	1	4	0	2	51	58	7	12.07%
1550	POUDRE R-1	5120	LIBERTY COMMON CHARTER SCHOOL	9TH	0	4	0	3	49	56	7	12.50%
1550	POUDRE R-1	5120	LIBERTY COMMON CHARTER SCHOOL	SCHOOL T	4	36	10	29	503	582	79	13.57%
1550	POUDRE R-1	5168	LINCOLN JUNIOR HIGH SCHOOL	7TH	2	5	0	68	52	127	75	59.06%
1550	POUDRE R-1	5168	LINCOLN JUNIOR HIGH SCHOOL	8TH	2	5	2	71	58	138	80	57.97%
1550	POUDRE R-1	5168	LINCOLN JUNIOR HIGH SCHOOL	9TH	3	3	5	75	56	142	86	60.56%
1550	POUDRE R-1	5168	LINCOLN JUNIOR HIGH SCHOOL	SCHOOL T	7	13	7	214	166	407	241	59.21%
1550	POUDRE R-1	5196	LINTON ELEMENTARY SCHOOL	HALF DAY	0	1	1	6	35	43	8	18.60%
1550	POUDRE R-1	5196	LINTON ELEMENTARY SCHOOL	KINDERG/	0	0	0	6	28	34	6	17.65%
1550	POUDRE R-1	5196	LINTON ELEMENTARY SCHOOL	1ST	0	0	1	15	55	71	16	22.54%
1550	POUDRE R-1	5196	LINTON ELEMENTARY SCHOOL	2ND	1	1	2	11	56	71	15	21.13%
1550	POUDRE R-1	5196	LINTON ELEMENTARY SCHOOL	3RD	0	0	1	15	47	63	16	25.40%
1550	POUDRE R-1	5196	LINTON ELEMENTARY SCHOOL	4TH	1	0	1	12	56	70	14	20.00%
1550	POUDRE R-1	5196	LINTON ELEMENTARY SCHOOL	5TH	1	1	3	9	53	67	14	20.90%
1550	POUDRE R-1	5196	LINTON ELEMENTARY SCHOOL	6TH	0	1	0	16	56	73	17	23.29%
1550	POUDRE R-1	5196	LINTON ELEMENTARY SCHOOL	SCHOOL T	3	4	9	90	386	492	106	21.54%
1550	POUDRE R-1	5234	LIVERMORE ELEMENTARY SCHOOL	KINDERG/	1	1	0	0	18	20	2	10.00%
1550	POUDRE R-1	5234	LIVERMORE ELEMENTARY SCHOOL	1ST	0	0	0	0	5	5	0	0.00%
1550	POUDRE R-1	5234	LIVERMORE ELEMENTARY SCHOOL	2ND	0	0	0	0	15	15	0	0.00%
1550	POUDRE R-1	5234	LIVERMORE ELEMENTARY SCHOOL	3RD	0	1	0	0	8	9	1	11.11%
1550	POUDRE R-1	5234	LIVERMORE ELEMENTARY SCHOOL	4TH	0	0	0	0	9	9	0	0.00%
1550	POUDRE R-1	5234	LIVERMORE ELEMENTARY SCHOOL	5TH	0	1	0	0	6	7	1	14.29%
1550	POUDRE R-1	5234	LIVERMORE ELEMENTARY SCHOOL	6TH	1	0	0	0	8	9	1	11.11%
1550	POUDRE R-1	5234	LIVERMORE ELEMENTARY SCHOOL	SCHOOL T	2	3	0	0	69	74	5	6.76%
1550	POUDRE R-1	5292	LOPEZ ELEMENTARY SCHOOL	HALF DAY	0	1	2	6	23	32	9	28.13%
1550	POUDRE R-1	5292	LOPEZ ELEMENTARY SCHOOL	KINDERG/	1	1	1	4	29	36	7	19.44%
1550	POUDRE R-1	5292	LOPEZ ELEMENTARY SCHOOL	1ST	2	4	4	5	54	69	15	21.74%
1550	POUDRE R-1	5292	LOPEZ ELEMENTARY SCHOOL	2ND	0	5	2	9	55	71	16	22.54%
1550	POUDRE R-1	5292	LOPEZ ELEMENTARY SCHOOL	3RD	0	2	1	2	47	52	5	9.62%
1550	POUDRE R-1	5292	LOPEZ ELEMENTARY SCHOOL	4TH	0	6	2	5	55	68	13	19.12%
1550	POUDRE R-1	5292	LOPEZ ELEMENTARY SCHOOL	5TH	0	4	1	9	47	61	14	22.95%
1550	POUDRE R-1	5292	LOPEZ ELEMENTARY SCHOOL	6TH	0	2	2	4	63	71	8	11.27%
1550	POUDRE R-1	5292	LOPEZ ELEMENTARY SCHOOL	SCHOOL T	3	25	15	44	373	460	87	18.91%
1550	POUDRE R-1	5688	MC GRAW ELEMENTARY SCHOOL	PK	0	0	0	5	16	21	5	23.81%
1550	POUDRE R-1	5688	MC GRAW ELEMENTARY SCHOOL	HALF DAY	0	1	0	2	19	22	3	13.64%
1550	POUDRE R-1	5688	MC GRAW ELEMENTARY SCHOOL	KINDERG/	0	1	0	5	39	45	6	13.33%
1550	POUDRE R-1	5688	MC GRAW ELEMENTARY SCHOOL	1ST	1	1	0	4	61	67	6	8.96%
1550	POUDRE R-1	5688	MC GRAW ELEMENTARY SCHOOL	2ND	0	2	2	7	63	74	11	14.86%
1550	POUDRE R-1	5688	MC GRAW ELEMENTARY SCHOOL	3RD	1	2	0	1	65	69	4	5.80%
1550	POUDRE R-1	5688	MC GRAW ELEMENTARY SCHOOL	4TH	0	4	1	5	72	82	10	12.20%
1550	POUDRE R-1	5688	MC GRAW ELEMENTARY SCHOOL	5TH	0	1	1	5	63	70	7	10.00%
1550	POUDRE R-1	5688	MC GRAW ELEMENTARY SCHOOL	6TH	0	2	2	3	83	90	7	7.78%
1550	POUDRE R-1	5688	MC GRAW ELEMENTARY SCHOOL	SCHOOL T	2	14	6	37	481	540	59	10.93%
1550	POUDRE R-1	6078	MOORE ELEMENTARY SCHOOL	PK	0	1	0	1	9	11	2	18.18%
1550	POUDRE R-1	6078	MOORE ELEMENTARY SCHOOL	HALF DAY	0	1	0	8	5	14	9	64.29%
1550	POUDRE R-1	6078	MOORE ELEMENTARY SCHOOL	KINDERG/	0	3	0	3	9	15	6	40.00%
1550	POUDRE R-1	6078	MOORE ELEMENTARY SCHOOL	1ST	1	2	0	13	25	41	16	39.02%
1550	POUDRE R-1	6078	MOORE ELEMENTARY SCHOOL	2ND	3	5	2	6	22	38	16	42.11%
1550	POUDRE R-1	6078	MOORE ELEMENTARY SCHOOL	3RD	1	4	3	14	19	41	22	53.66%
1550	POUDRE R-1	6078	MOORE ELEMENTARY SCHOOL	4TH	0	5	2	5	27	39	12	30.77%
1550	POUDRE R-1	6078	MOORE ELEMENTARY SCHOOL	5TH	1	4	3	9	22	39	17	43.59%
1550	POUDRE R-1	6078	MOORE ELEMENTARY SCHOOL	6TH	2	5	2	10	32	51	19	37.25%
1550	POUDRE R-1	6078	MOORE ELEMENTARY SCHOOL	SCHOOL T	8	30	12	69	170	289	119	41.18%




COLORADO DEPARTMENT OF EDUCATION
FALL 2007 PUPIL MEMBERSHIP BY DISTRICT, SCHOOL, GRADE, RACE/ETHNICITY, AND GENDER

District Code	DISTRICT	School Code	SCHOOL	GRADE	AMERICAN	ASIAN OR	BLACK (NOT	WHITE (NOT		Total	Total	
					INDIAN OR ALASKAN NATIVE	PACIFIC ISLANDER	HISPANIC)	HISPANIC	HISPANIC)		Minority	% Minority
1550	POUDRE R-1	6476	O'DEA ELEMENTARY SCHOOL	PK	1	0	1	6	13	21	8	38.10%
1550	POUDRE R-1	6476	O'DEA ELEMENTARY SCHOOL	HALF DAY	0	0	2	6	26	34	8	23.53%
1550	POUDRE R-1	6476	O'DEA ELEMENTARY SCHOOL	KINDERG/	1	2	0	3	16	22	6	27.27%
1550	POUDRE R-1	6476	O'DEA ELEMENTARY SCHOOL	1ST	0	1	5	14	35	55	20	36.36%
1550	POUDRE R-1	6476	O'DEA ELEMENTARY SCHOOL	2ND	1	1	1	13	32	48	16	33.33%
1550	POUDRE R-1	6476	O'DEA ELEMENTARY SCHOOL	3RD	1	1	4	8	34	48	14	29.17%
1550	POUDRE R-1	6476	O'DEA ELEMENTARY SCHOOL	4TH	3	0	1	7	29	40	11	27.50%
1550	POUDRE R-1	6476	O'DEA ELEMENTARY SCHOOL	5TH	1	0	1	6	32	40	8	20.00%
1550	POUDRE R-1	6476	O'DEA ELEMENTARY SCHOOL	6TH	0	1	4	11	42	58	16	27.59%
1550	POUDRE R-1	6476	O'DEA ELEMENTARY SCHOOL	SCHOOL T	8	6	19	74	259	366	107	29.23%
1550	POUDRE R-1	6482	OLANDER ELEMENTARY SCHOOL	HALF DAY	1	1	1	3	20	26	6	23.08%
1550	POUDRE R-1	6482	OLANDER ELEMENTARY SCHOOL	KINDERG/	0	3	0	2	19	24	5	20.83%
1550	POUDRE R-1	6482	OLANDER ELEMENTARY SCHOOL	1ST	1	1	0	7	51	60	9	15.00%
1550	POUDRE R-1	6482	OLANDER ELEMENTARY SCHOOL	2ND	0	1	0	6	38	45	7	15.56%
1550	POUDRE R-1	6482	OLANDER ELEMENTARY SCHOOL	3RD	1	1	2	1	46	51	5	9.80%
1550	POUDRE R-1	6482	OLANDER ELEMENTARY SCHOOL	4TH	0	1	1	13	53	68	15	22.06%
1550	POUDRE R-1	6482	OLANDER ELEMENTARY SCHOOL	5TH	0	1	0	7	47	55	8	14.55%
1550	POUDRE R-1	6482	OLANDER ELEMENTARY SCHOOL	6TH	1	0	0	9	51	61	10	16.39%
1550	POUDRE R-1	6482	OLANDER ELEMENTARY SCHOOL	SCHOOL T	4	9	4	48	325	390	65	16.67%
1550	POUDRE R-1	6815	PEAK ALTERNATIVE PROGRAM	8TH	2	0	0	2	1	5	4	80.00%
1550	POUDRE R-1	6815	PEAK ALTERNATIVE PROGRAM	9TH	0	0	0	1	6	7	1	14.29%
1550	POUDRE R-1	6815	PEAK ALTERNATIVE PROGRAM	10TH	0	0	0	0	3	3	0	0.00%
1550	POUDRE R-1	6815	PEAK ALTERNATIVE PROGRAM	11TH	0	0	0	1	1	2	1	50.00%
1550	POUDRE R-1	6815	PEAK ALTERNATIVE PROGRAM	12TH	0	0	0	0	5	5	0	0.00%
1550	POUDRE R-1	6815	PEAK ALTERNATIVE PROGRAM	SCHOOL T	2	0	0	4	16	22	6	27.27%
1550	POUDRE R-1	7104	POLARIS EXPEDITIONARY LEARNING SCHOOL	7TH	0	0	0	1	22	23	1	4.35%
1550	POUDRE R-1	7104	POLARIS EXPEDITIONARY LEARNING SCHOOL	8TH	0	0	0	2	34	36	2	5.56%
1550	POUDRE R-1	7104	POLARIS EXPEDITIONARY LEARNING SCHOOL	9TH	1	0	0	5	36	42	6	14.29%
1550	POUDRE R-1	7104	POLARIS EXPEDITIONARY LEARNING SCHOOL	10TH	1	1	1	4	26	33	7	21.21%
1550	POUDRE R-1	7104	POLARIS EXPEDITIONARY LEARNING SCHOOL	11TH	1	0	0	4	25	30	5	16.67%
1550	POUDRE R-1	7104	POLARIS EXPEDITIONARY LEARNING SCHOOL	12TH	0	0	0	2	25	27	2	7.41%
1550	POUDRE R-1	7104	POLARIS EXPEDITIONARY LEARNING SCHOOL	SCHOOL T	3	1	1	18	168	191	23	12.04%
1550	POUDRE R-1	7124	POUDRE HIGH SCHOOL	9TH	0	7	2	6	133	148	15	10.14%
1550	POUDRE R-1	7124	POUDRE HIGH SCHOOL	10TH	10	16	13	113	375	527	152	28.84%
1550	POUDRE R-1	7124	POUDRE HIGH SCHOOL	11TH	6	23	16	103	444	592	148	25.00%
1550	POUDRE R-1	7124	POUDRE HIGH SCHOOL	12TH	3	24	7	77	363	474	111	23.42%
1550	POUDRE R-1	7124	POUDRE HIGH SCHOOL	SCHOOL T	19	70	38	299	1,315	1,741	426	24.47%
1550	POUDRE R-1	7127	POUDRE TRANSITION CENTER	9TH	0	0	1	5	14	20	6	30.00%
1550	POUDRE R-1	7127	POUDRE TRANSITION CENTER	10TH	0	0	1	13	23	37	14	37.84%
1550	POUDRE R-1	7127	POUDRE TRANSITION CENTER	11TH	1	0	1	4	18	24	6	25.00%
1550	POUDRE R-1	7127	POUDRE TRANSITION CENTER	12TH	2	0	0	3	19	24	5	20.83%
1550	POUDRE R-1	7127	POUDRE TRANSITION CENTER	SCHOOL T	3	0	3	25	74	105	31	29.52%
1550	POUDRE R-1	7161	PRESTON JUNIOR HIGH SCHOOL	7TH	2	5	5	26	214	252	38	15.08%
1550	POUDRE R-1	7161	PRESTON JUNIOR HIGH SCHOOL	8TH	2	6	3	20	219	250	31	12.40%
1550	POUDRE R-1	7161	PRESTON JUNIOR HIGH SCHOOL	9TH	4	6	9	37	252	308	56	18.18%
1550	POUDRE R-1	7161	PRESTON JUNIOR HIGH SCHOOL	SCHOOL T	8	17	17	83	685	810	125	15.43%
1550	POUDRE R-1	7218	PUTNAM ELEMENTARY SCHOOL	PK	0	0	1	14	3	18	15	83.33%
1550	POUDRE R-1	7218	PUTNAM ELEMENTARY SCHOOL	HALF DAY	0	0	1	9	8	18	10	55.56%
1550	POUDRE R-1	7218	PUTNAM ELEMENTARY SCHOOL	KINDERG/	1	2	2	19	23	47	24	51.06%
1550	POUDRE R-1	7218	PUTNAM ELEMENTARY SCHOOL	1ST	0	0	0	37	31	68	37	54.41%
1550	POUDRE R-1	7218	PUTNAM ELEMENTARY SCHOOL	2ND	2	1	0	34	23	60	37	61.67%
1550	POUDRE R-1	7218	PUTNAM ELEMENTARY SCHOOL	3RD	1	0	0	25	20	46	26	56.52%
1550	POUDRE R-1	7218	PUTNAM ELEMENTARY SCHOOL	4TH	0	1	3	34	13	51	38	74.51%
1550	POUDRE R-1	7218	PUTNAM ELEMENTARY SCHOOL	5TH	0	1	0	17	26	44	18	40.91%
1550	POUDRE R-1	7218	PUTNAM ELEMENTARY SCHOOL	6TH	2	0	1	27	24	54	30	55.56%
1550	POUDRE R-1	7218	PUTNAM ELEMENTARY SCHOOL	SCHOOL T	6	5	8	216	171	406	235	57.88%
1550	POUDRE R-1	7290	RED FEATHER LAKES ELEMENTARY SCHOOL	1ST	0	0	0	1	5	6	1	16.67%
1550	POUDRE R-1	7290	RED FEATHER LAKES ELEMENTARY SCHOOL	2ND	0	0	1	0	4	5	1	20.00%
1550	POUDRE R-1	7290	RED FEATHER LAKES ELEMENTARY SCHOOL	3RD	0	0	1	0	6	7	1	14.29%
1550	POUDRE R-1	7290	RED FEATHER LAKES ELEMENTARY SCHOOL	4TH	0	0	0	0	5	5	0	0.00%
1550	POUDRE R-1	7290	RED FEATHER LAKES ELEMENTARY SCHOOL	5TH	0	0	1	0	8	9	1	11.11%
1550	POUDRE R-1	7290	RED FEATHER LAKES ELEMENTARY SCHOOL	6TH	0	0	0	0	8	8	0	0.00%
1550	POUDRE R-1	7290	RED FEATHER LAKES ELEMENTARY SCHOOL	SCHOOL T	0	0	3	1	36	40	4	10.00%



COLORADO DEPARTMENT OF EDUCATION
FALL 2007 PUPIL MEMBERSHIP BY DISTRICT, SCHOOL, GRADE, RACE/ETHNICITY, AND GENDER

District Code	DISTRICT	School Code	SCHOOL	GRADE	AMERICAN	ASIAN OR	BLACK (NOT	WHITE (NOT		Total	Total	
					INDIAN OR ALASKAN NATIVE	PACIFIC ISLANDER	HISPANIC)	HISPANIC	HISPANIC)		Minority	% Minority
1550	POUDRE R-1	7325	RICE ELEMENTARY SCHOOL	HALF DAY	1	0	0	4	31	36	5	13.89%
1550	POUDRE R-1	7325	RICE ELEMENTARY SCHOOL	KINDERG/	0	0	0	5	30	35	5	14.29%
1550	POUDRE R-1	7325	RICE ELEMENTARY SCHOOL	1ST	0	0	0	7	35	42	7	16.67%
1550	POUDRE R-1	7325	RICE ELEMENTARY SCHOOL	2ND	1	0	2	7	32	42	10	23.81%
1550	POUDRE R-1	7325	RICE ELEMENTARY SCHOOL	3RD	1	1	0	6	29	37	8	21.62%
1550	POUDRE R-1	7325	RICE ELEMENTARY SCHOOL	4TH	0	0	0	5	28	33	5	15.15%
1550	POUDRE R-1	7325	RICE ELEMENTARY SCHOOL	5TH	1	2	0	3	38	44	6	13.64%
1550	POUDRE R-1	7325	RICE ELEMENTARY SCHOOL	6TH	1	1	0	11	35	48	13	27.08%
1550	POUDRE R-1	7325	RICE ELEMENTARY SCHOOL	SCHOOL T	5	4	2	48	258	317	59	18.61%
1550	POUDRE R-1	7350	RIFFENBURGH ELEMENTARY SCHOOL	HALF DAY	0	1	1	2	25	29	4	13.79%
1550	POUDRE R-1	7350	RIFFENBURGH ELEMENTARY SCHOOL	KINDERG/	0	1	2	3	16	22	6	27.27%
1550	POUDRE R-1	7350	RIFFENBURGH ELEMENTARY SCHOOL	1ST	2	3	0	10	44	59	15	25.42%
1550	POUDRE R-1	7350	RIFFENBURGH ELEMENTARY SCHOOL	2ND	0	2	1	3	46	52	6	11.54%
1550	POUDRE R-1	7350	RIFFENBURGH ELEMENTARY SCHOOL	3RD	0	1	2	9	43	55	12	21.82%
1550	POUDRE R-1	7350	RIFFENBURGH ELEMENTARY SCHOOL	4TH	1	0	2	3	43	49	6	12.24%
1550	POUDRE R-1	7350	RIFFENBURGH ELEMENTARY SCHOOL	5TH	0	1	1	10	46	58	12	20.69%
1550	POUDRE R-1	7350	RIFFENBURGH ELEMENTARY SCHOOL	6TH	2	1	0	3	38	44	6	13.64%
1550	POUDRE R-1	7350	RIFFENBURGH ELEMENTARY SCHOOL	SCHOOL T	5	10	9	43	301	368	67	18.21%
1550	POUDRE R-1	7470	ROCKY MOUNTAIN HIGH SCHOOL	10TH	7	11	12	53	496	579	83	14.34%
1550	POUDRE R-1	7470	ROCKY MOUNTAIN HIGH SCHOOL	11TH	5	11	16	59	511	602	91	15.12%
1550	POUDRE R-1	7470	ROCKY MOUNTAIN HIGH SCHOOL	12TH	5	5	10	48	494	562	68	12.10%
1550	POUDRE R-1	7470	ROCKY MOUNTAIN HIGH SCHOOL	SCHOOL T	17	27	38	160	1,501	1,743	242	13.88%
1550	POUDRE R-1	7834	SHEPARDSON ELEMENTARY SCHOOL	HALF DAY	0	1	2	3	16	22	6	27.27%
1550	POUDRE R-1	7834	SHEPARDSON ELEMENTARY SCHOOL	KINDERG/	0	2	1	2	17	22	5	22.73%
1550	POUDRE R-1	7834	SHEPARDSON ELEMENTARY SCHOOL	1ST	1	1	3	4	56	65	9	13.85%
1550	POUDRE R-1	7834	SHEPARDSON ELEMENTARY SCHOOL	2ND	1	4	1	5	55	66	11	16.67%
1550	POUDRE R-1	7834	SHEPARDSON ELEMENTARY SCHOOL	3RD	2	1	2	6	39	50	11	22.00%
1550	POUDRE R-1	7834	SHEPARDSON ELEMENTARY SCHOOL	4TH	0	2	0	7	55	64	9	14.06%
1550	POUDRE R-1	7834	SHEPARDSON ELEMENTARY SCHOOL	5TH	0	5	2	9	51	67	16	23.88%
1550	POUDRE R-1	7834	SHEPARDSON ELEMENTARY SCHOOL	6TH	1	3	1	10	53	68	15	22.06%
1550	POUDRE R-1	7834	SHEPARDSON ELEMENTARY SCHOOL	SCHOOL T	5	19	12	46	342	424	82	19.34%
1550	POUDRE R-1	8318	STOVE PRAIRIE ELEMENTARY SCHOOL	KINDERG/	0	0	0	0	5	5	0	0.00%
1550	POUDRE R-1	8318	STOVE PRAIRIE ELEMENTARY SCHOOL	1ST	1	0	0	1	8	10	2	20.00%
1550	POUDRE R-1	8318	STOVE PRAIRIE ELEMENTARY SCHOOL	2ND	0	0	0	0	6	6	0	0.00%
1550	POUDRE R-1	8318	STOVE PRAIRIE ELEMENTARY SCHOOL	3RD	0	0	0	1	4	5	1	20.00%
1550	POUDRE R-1	8318	STOVE PRAIRIE ELEMENTARY SCHOOL	4TH	0	1	0	0	8	9	1	11.11%
1550	POUDRE R-1	8318	STOVE PRAIRIE ELEMENTARY SCHOOL	5TH	2	0	0	1	4	7	3	42.86%
1550	POUDRE R-1	8318	STOVE PRAIRIE ELEMENTARY SCHOOL	6TH	0	0	0	0	7	7	0	0.00%
1550	POUDRE R-1	8318	STOVE PRAIRIE ELEMENTARY SCHOOL	SCHOOL T	3	1	0	3	42	49	7	14.29%
1550	POUDRE R-1	8460	TAVELLI ELEMENTARY SCHOOL	HALF DAY	3	1	0	13	18	35	17	48.57%
1550	POUDRE R-1	8460	TAVELLI ELEMENTARY SCHOOL	KINDERG/	1	0	1	11	29	42	13	30.95%
1550	POUDRE R-1	8460	TAVELLI ELEMENTARY SCHOOL	1ST	2	1	3	20	62	88	26	29.55%
1550	POUDRE R-1	8460	TAVELLI ELEMENTARY SCHOOL	2ND	1	1	1	16	65	84	19	22.62%
1550	POUDRE R-1	8460	TAVELLI ELEMENTARY SCHOOL	3RD	3	1	3	22	56	85	29	34.12%
1550	POUDRE R-1	8460	TAVELLI ELEMENTARY SCHOOL	4TH	3	4	2	24	65	98	33	33.67%
1550	POUDRE R-1	8460	TAVELLI ELEMENTARY SCHOOL	5TH	2	1	1	30	63	97	34	35.05%
1550	POUDRE R-1	8460	TAVELLI ELEMENTARY SCHOOL	6TH	1	1	4	13	58	77	19	24.68%
1550	POUDRE R-1	8460	TAVELLI ELEMENTARY SCHOOL	SCHOOL T	16	10	15	149	416	606	190	31.35%
1550	POUDRE R-1	8540	MOUNTAIN VIEW JUNIOR HIGH	7TH	0	0	1	0	0	1	1	100.00%
1550	POUDRE R-1	8540	MOUNTAIN VIEW JUNIOR HIGH	8TH	0	0	0	8	8	16	8	50.00%
1550	POUDRE R-1	8540	MOUNTAIN VIEW JUNIOR HIGH	9TH	0	0	2	4	10	16	6	37.50%
1550	POUDRE R-1	8540	MOUNTAIN VIEW JUNIOR HIGH	SCHOOL T	0	0	3	12	18	33	15	45.45%
1550	POUDRE R-1	8852	TIMNATH ELEMENTARY SCHOOL	HALF DAY	1	0	0	6	30	37	7	18.92%
1550	POUDRE R-1	8852	TIMNATH ELEMENTARY SCHOOL	KINDERG/	0	2	0	7	31	40	9	22.50%
1550	POUDRE R-1	8852	TIMNATH ELEMENTARY SCHOOL	1ST	0	4	1	11	65	81	16	19.75%
1550	POUDRE R-1	8852	TIMNATH ELEMENTARY SCHOOL	2ND	0	3	2	14	66	85	19	22.35%
1550	POUDRE R-1	8852	TIMNATH ELEMENTARY SCHOOL	3RD	2	2	0	8	70	82	12	14.63%
1550	POUDRE R-1	8852	TIMNATH ELEMENTARY SCHOOL	4TH	0	2	0	15	73	90	17	18.89%
1550	POUDRE R-1	8852	TIMNATH ELEMENTARY SCHOOL	5TH	1	3	0	11	67	82	15	18.29%
1550	POUDRE R-1	8852	TIMNATH ELEMENTARY SCHOOL	6TH	1	2	2	11	66	82	16	19.51%
1550	POUDRE R-1	8852	TIMNATH ELEMENTARY SCHOOL	SCHOOL T	5	18	5	83	468	579	111	19.17%
1550	POUDRE R-1	9251	TRAUT CORE ELEMENTARY SCHOOL	HALF DAY	0	14	1	3	57	75	18	24.00%
1550	POUDRE R-1	9251	TRAUT CORE ELEMENTARY SCHOOL	1ST	0	18	0	3	54	75	21	28.00%




COLORADO DEPARTMENT OF EDUCATION
FALL 2007 PUPIL MEMBERSHIP BY DISTRICT, SCHOOL, GRADE, RACE/ETHNICITY, AND GENDER

District Code	DISTRICT	School Code	SCHOOL	GRADE	AMERICAN INDIAN OR ALASKAN NATIVE	ASIAN OR PACIFIC ISLANDER	BLACK (NOT HISPANIC)	HISPANIC	WHITE (NOT HISPANIC)	Total	Total	
											Minority	% Minority
1550	POUDRE R-1	9251	TRAUT CORE ELEMENTARY SCHOOL	2ND	2	13	1	2	57	75	18	24.00%
1550	POUDRE R-1	9251	TRAUT CORE ELEMENTARY SCHOOL	3RD	0	8	1	2	64	75	11	14.67%
1550	POUDRE R-1	9251	TRAUT CORE ELEMENTARY SCHOOL	4TH	0	11	0	2	62	75	13	17.33%
1550	POUDRE R-1	9251	TRAUT CORE ELEMENTARY SCHOOL	5TH	0	9	1	1	64	75	11	14.67%
1550	POUDRE R-1	9251	TRAUT CORE ELEMENTARY SCHOOL	6TH	1	5	1	1	67	75	8	10.67%
1550	POUDRE R-1	9251	TRAUT CORE ELEMENTARY SCHOOL	SCHOOL T	3	78	5	14	425	525	100	19.05%
1550	POUDRE R-1	9330	WEBBER JUNIOR HIGH SCHOOL	7TH	2	2	4	24	233	265	32	12.08%
1550	POUDRE R-1	9330	WEBBER JUNIOR HIGH SCHOOL	8TH	3	5	6	20	240	274	34	12.41%
1550	POUDRE R-1	9330	WEBBER JUNIOR HIGH SCHOOL	9TH	0	4	4	32	254	294	40	13.61%
1550	POUDRE R-1	9330	WEBBER JUNIOR HIGH SCHOOL	SCHOOL T	5	11	14	76	727	833	106	12.73%
1550	POUDRE R-1	9370	EYESTONE ELEMENTARY SCHOOL	PK	0	0	1	9	20	30	10	33.33%
1550	POUDRE R-1	9370	EYESTONE ELEMENTARY SCHOOL	HALF DAY	1	0	1	5	26	33	7	21.21%
1550	POUDRE R-1	9370	EYESTONE ELEMENTARY SCHOOL	KINDERG/	1	0	1	6	27	35	8	22.86%
1550	POUDRE R-1	9370	EYESTONE ELEMENTARY SCHOOL	1ST	2	0	1	9	65	77	12	15.58%
1550	POUDRE R-1	9370	EYESTONE ELEMENTARY SCHOOL	2ND	0	2	1	12	61	76	15	19.74%
1550	POUDRE R-1	9370	EYESTONE ELEMENTARY SCHOOL	3RD	0	1	0	19	66	86	20	23.26%
1550	POUDRE R-1	9370	EYESTONE ELEMENTARY SCHOOL	4TH	2	2	0	19	58	81	23	28.40%
1550	POUDRE R-1	9370	EYESTONE ELEMENTARY SCHOOL	5TH	2	0	1	10	42	55	13	23.64%
1550	POUDRE R-1	9370	EYESTONE ELEMENTARY SCHOOL	6TH	0	0	1	17	53	71	18	25.35%
1550	POUDRE R-1	9370	EYESTONE ELEMENTARY SCHOOL	SCHOOL T	8	5	7	106	418	544	126	23.16%
1550	POUDRE R-1	9374	WELLINGTON JUNIOR HIGH SCHOOL	7TH	1	0	4	21	87	113	26	23.01%
1550	POUDRE R-1	9374	WELLINGTON JUNIOR HIGH SCHOOL	8TH	2	1	0	22	102	127	25	19.69%
1550	POUDRE R-1	9374	WELLINGTON JUNIOR HIGH SCHOOL	9TH	2	0	1	15	74	92	18	19.57%
1550	POUDRE R-1	9374	WELLINGTON JUNIOR HIGH SCHOOL	SCHOOL T	5	1	5	58	263	332	69	20.78%
1550	POUDRE R-1	9380	WERNER ELEMENTARY SCHOOL	PK	0	1	1	8	8	18	10	55.56%
1550	POUDRE R-1	9380	WERNER ELEMENTARY SCHOOL	HALF DAY	0	1	0	1	39	41	2	4.88%
1550	POUDRE R-1	9380	WERNER ELEMENTARY SCHOOL	KINDERG/	0	0	1	0	22	23	1	4.35%
1550	POUDRE R-1	9380	WERNER ELEMENTARY SCHOOL	1ST	0	2	1	1	71	75	4	5.33%
1550	POUDRE R-1	9380	WERNER ELEMENTARY SCHOOL	2ND	0	1	0	1	73	75	2	2.67%
1550	POUDRE R-1	9380	WERNER ELEMENTARY SCHOOL	3RD	0	0	0	4	53	57	4	7.02%
1550	POUDRE R-1	9380	WERNER ELEMENTARY SCHOOL	4TH	0	5	0	2	71	78	7	8.97%
1550	POUDRE R-1	9380	WERNER ELEMENTARY SCHOOL	5TH	1	2	0	1	67	71	4	5.63%
1550	POUDRE R-1	9380	WERNER ELEMENTARY SCHOOL	6TH	0	0	2	1	76	79	3	3.80%
1550	POUDRE R-1	9380	WERNER ELEMENTARY SCHOOL	SCHOOL T	1	12	5	19	480	517	37	7.16%
1550	POUDRE R-1		DISTRICT TOTAL		285	885	477	4,010	19,953	25,610	5,657	22.09%
1560	THOMPSON R-2J	0000	NOT IN A SCHOOL	PK	0	0	0	1	0	1	1	100.00%
1560	THOMPSON R-2J	0000	NOT IN A SCHOOL	SCHOOL T	0	0	0	1	0	1	1	100.00%
1560	THOMPSON R-2J	0510	CONRAD BALL MIDDLE SCHOOL	6TH	4	1	5	42	160	212	52	24.53%
1560	THOMPSON R-2J	0510	CONRAD BALL MIDDLE SCHOOL	7TH	2	2	4	52	174	234	60	25.64%
1560	THOMPSON R-2J	0510	CONRAD BALL MIDDLE SCHOOL	8TH	6	4	1	59	192	262	70	26.72%
1560	THOMPSON R-2J	0510	CONRAD BALL MIDDLE SCHOOL	SCHOOL T	12	7	10	153	526	708	182	25.71%
1560	THOMPSON R-2J	0808	BERTHOUD ELEMENTARY SCHOOL	HALF DAY	1	1	0	5	56	63	7	11.11%
1560	THOMPSON R-2J	0808	BERTHOUD ELEMENTARY SCHOOL	1ST	0	2	0	9	52	63	11	17.46%
1560	THOMPSON R-2J	0808	BERTHOUD ELEMENTARY SCHOOL	2ND	1	3	1	9	71	85	14	16.47%
1560	THOMPSON R-2J	0808	BERTHOUD ELEMENTARY SCHOOL	3RD	1	2	1	7	61	72	11	15.28%
1560	THOMPSON R-2J	0808	BERTHOUD ELEMENTARY SCHOOL	4TH	1	2	0	5	76	84	8	9.52%
1560	THOMPSON R-2J	0808	BERTHOUD ELEMENTARY SCHOOL	5TH	0	0	0	5	58	63	5	7.94%
1560	THOMPSON R-2J	0808	BERTHOUD ELEMENTARY SCHOOL	SCHOOL T	4	10	2	40	374	430	56	13.02%
1560	THOMPSON R-2J	0812	BERTHOUD HIGH SCHOOL	9TH	1	1	0	19	148	169	21	12.43%
1560	THOMPSON R-2J	0812	BERTHOUD HIGH SCHOOL	10TH	0	2	1	11	149	163	14	8.59%
1560	THOMPSON R-2J	0812	BERTHOUD HIGH SCHOOL	11TH	1	3	0	15	155	174	19	10.92%
1560	THOMPSON R-2J	0812	BERTHOUD HIGH SCHOOL	12TH	0	4	1	14	157	176	19	10.80%
1560	THOMPSON R-2J	0812	BERTHOUD HIGH SCHOOL	SCHOOL T	2	10	2	59	609	682	73	10.70%
1560	THOMPSON R-2J	0865	B F KITCHEN ELEMENTARY SCHOOL	HALF DAY	0	1	0	11	31	43	12	27.91%
1560	THOMPSON R-2J	0865	B F KITCHEN ELEMENTARY SCHOOL	1ST	0	1	1	5	22	29	7	24.14%
1560	THOMPSON R-2J	0865	B F KITCHEN ELEMENTARY SCHOOL	2ND	0	0	0	13	24	37	13	35.14%
1560	THOMPSON R-2J	0865	B F KITCHEN ELEMENTARY SCHOOL	3RD	0	1	1	6	19	27	8	29.63%
1560	THOMPSON R-2J	0865	B F KITCHEN ELEMENTARY SCHOOL	4TH	1	2	0	5	23	31	8	25.81%
1560	THOMPSON R-2J	0865	B F KITCHEN ELEMENTARY SCHOOL	5TH	3	0	0	7	24	34	10	29.41%
1560	THOMPSON R-2J	0865	B F KITCHEN ELEMENTARY SCHOOL	SCHOOL T	4	5	2	47	143	201	58	28.86%
1560	THOMPSON R-2J	0870	BIG THOMPSON ELEMENTARY SCHOOL	HALF DAY	0	0	0	1	20	21	1	4.76%
1560	THOMPSON R-2J	0870	BIG THOMPSON ELEMENTARY SCHOOL	1ST	1	1	0	0	33	35	2	5.71%
1560	THOMPSON R-2J	0870	BIG THOMPSON ELEMENTARY SCHOOL	2ND	0	0	0	1	33	34	1	2.94%

COLORADO DEPARTMENT OF EDUCATION
FALL 2007 PUPIL MEMBERSHIP BY DISTRICT, SCHOOL, GRADE, RACE/ETHNICITY, AND GENDER

District Code	DISTRICT	School Code	SCHOOL	GRADE	AMERICAN INDIAN OR ALASKAN NATIVE	ASIAN OR PACIFIC ISLANDER	BLACK (NOT HISPANIC)	HISPANIC	WHITE (NOT HISPANIC)	Total	Total	
											Minority	% Minority
1560	THOMPSON R-2J	0870	BIG THOMPSON ELEMENTARY SCHOOL	3RD	0	1	0	0	34	35	1	2.86%
1560	THOMPSON R-2J	0870	BIG THOMPSON ELEMENTARY SCHOOL	4TH	0	1	0	0	32	33	1	3.03%
1560	THOMPSON R-2J	0870	BIG THOMPSON ELEMENTARY SCHOOL	5TH	0	0	0	2	32	34	2	5.88%
1560	THOMPSON R-2J	0870	BIG THOMPSON ELEMENTARY SCHOOL	SCHOOL T	1	3	0	4	184	192	8	4.17%
1560	THOMPSON R-2J	0890	MARY BLAIR ELEMENTARY SCHOOL	KINDERG/	0	0	1	15	67	83	16	19.28%
1560	THOMPSON R-2J	0890	MARY BLAIR ELEMENTARY SCHOOL	1ST	0	3	2	14	63	82	19	23.17%
1560	THOMPSON R-2J	0890	MARY BLAIR ELEMENTARY SCHOOL	2ND	2	1	2	15	63	83	20	24.10%
1560	THOMPSON R-2J	0890	MARY BLAIR ELEMENTARY SCHOOL	3RD	0	3	0	18	52	73	21	28.77%
1560	THOMPSON R-2J	0890	MARY BLAIR ELEMENTARY SCHOOL	4TH	1	1	1	11	59	73	14	19.18%
1560	THOMPSON R-2J	0890	MARY BLAIR ELEMENTARY SCHOOL	5TH	1	1	2	18	63	85	22	25.88%
1560	THOMPSON R-2J	0890	MARY BLAIR ELEMENTARY SCHOOL	SCHOOL T	4	9	8	91	367	479	112	23.38%
1560	THOMPSON R-2J	1323	CARRIE MARTIN ELEMENTARY SCHOOL	HALF DAY	0	0	0	3	34	37	3	8.11%
1560	THOMPSON R-2J	1323	CARRIE MARTIN ELEMENTARY SCHOOL	KINDERG/	1	0	0	2	19	22	3	13.64%
1560	THOMPSON R-2J	1323	CARRIE MARTIN ELEMENTARY SCHOOL	1ST	2	0	1	7	45	55	10	18.18%
1560	THOMPSON R-2J	1323	CARRIE MARTIN ELEMENTARY SCHOOL	2ND	2	1	0	6	48	57	9	15.79%
1560	THOMPSON R-2J	1323	CARRIE MARTIN ELEMENTARY SCHOOL	3RD	0	0	1	5	41	47	6	12.77%
1560	THOMPSON R-2J	1323	CARRIE MARTIN ELEMENTARY SCHOOL	4TH	0	0	0	4	42	46	4	8.70%
1560	THOMPSON R-2J	1323	CARRIE MARTIN ELEMENTARY SCHOOL	5TH	1	1	0	10	32	44	12	27.27%
1560	THOMPSON R-2J	1323	CARRIE MARTIN ELEMENTARY SCHOOL	SCHOOL T	6	2	2	37	261	308	47	15.26%
1560	THOMPSON R-2J	1385	CENTENNIAL ELEMENTARY SCHOOL	HALF DAY	0	0	0	9	53	62	9	14.52%
1560	THOMPSON R-2J	1385	CENTENNIAL ELEMENTARY SCHOOL	1ST	0	1	3	5	55	64	9	14.06%
1560	THOMPSON R-2J	1385	CENTENNIAL ELEMENTARY SCHOOL	2ND	0	0	1	11	49	61	12	19.67%
1560	THOMPSON R-2J	1385	CENTENNIAL ELEMENTARY SCHOOL	3RD	0	0	1	6	49	56	7	12.50%
1560	THOMPSON R-2J	1385	CENTENNIAL ELEMENTARY SCHOOL	4TH	0	1	2	4	44	51	7	13.73%
1560	THOMPSON R-2J	1385	CENTENNIAL ELEMENTARY SCHOOL	5TH	0	1	1	7	46	55	9	16.36%
1560	THOMPSON R-2J	1385	CENTENNIAL ELEMENTARY SCHOOL	SCHOOL T	0	3	8	42	296	349	53	15.19%
1560	THOMPSON R-2J	1920	COTTONWOOD PLAINS ELEMENTARY SCHOOL	HALF DAY	0	1	0	11	43	55	12	21.82%
1560	THOMPSON R-2J	1920	COTTONWOOD PLAINS ELEMENTARY SCHOOL	KINDERG/	0	1	1	3	35	40	5	12.50%
1560	THOMPSON R-2J	1920	COTTONWOOD PLAINS ELEMENTARY SCHOOL	1ST	0	4	0	20	72	96	24	25.00%
1560	THOMPSON R-2J	1920	COTTONWOOD PLAINS ELEMENTARY SCHOOL	2ND	2	1	2	19	79	103	24	23.30%
1560	THOMPSON R-2J	1920	COTTONWOOD PLAINS ELEMENTARY SCHOOL	3RD	0	4	2	16	77	99	22	22.22%
1560	THOMPSON R-2J	1920	COTTONWOOD PLAINS ELEMENTARY SCHOOL	4TH	0	0	2	12	68	82	14	17.07%
1560	THOMPSON R-2J	1920	COTTONWOOD PLAINS ELEMENTARY SCHOOL	5TH	2	3	1	19	61	86	25	29.07%
1560	THOMPSON R-2J	1920	COTTONWOOD PLAINS ELEMENTARY SCHOOL	SCHOOL T	4	14	8	100	435	561	126	22.46%
1560	THOMPSON R-2J	3320	GARFIELD ELEMENTARY SCHOOL	HALF DAY	0	0	1	5	14	20	6	30.00%
1560	THOMPSON R-2J	3320	GARFIELD ELEMENTARY SCHOOL	KINDERG/	1	0	1	1	20	23	3	13.04%
1560	THOMPSON R-2J	3320	GARFIELD ELEMENTARY SCHOOL	1ST	1	0	3	13	32	49	17	34.69%
1560	THOMPSON R-2J	3320	GARFIELD ELEMENTARY SCHOOL	2ND	1	0	0	10	30	41	11	26.83%
1560	THOMPSON R-2J	3320	GARFIELD ELEMENTARY SCHOOL	3RD	0	0	3	5	34	42	8	19.05%
1560	THOMPSON R-2J	3320	GARFIELD ELEMENTARY SCHOOL	4TH	2	0	1	7	29	39	10	25.64%
1560	THOMPSON R-2J	3320	GARFIELD ELEMENTARY SCHOOL	5TH	0	1	1	7	35	44	9	20.45%
1560	THOMPSON R-2J	3320	GARFIELD ELEMENTARY SCHOOL	SCHOOL T	5	1	10	48	194	258	64	24.81%
1560	THOMPSON R-2J	4332	IVY STOCKWELL ELEMENTARY SCHOOL	HALF DAY	0	0	0	0	23	23	0	0.00%
1560	THOMPSON R-2J	4332	IVY STOCKWELL ELEMENTARY SCHOOL	KINDERG/	0	0	1	8	14	23	9	39.13%
1560	THOMPSON R-2J	4332	IVY STOCKWELL ELEMENTARY SCHOOL	1ST	0	1	0	5	47	53	6	11.32%
1560	THOMPSON R-2J	4332	IVY STOCKWELL ELEMENTARY SCHOOL	2ND	0	2	1	7	54	64	10	15.63%
1560	THOMPSON R-2J	4332	IVY STOCKWELL ELEMENTARY SCHOOL	3RD	0	0	1	5	60	66	6	9.09%
1560	THOMPSON R-2J	4332	IVY STOCKWELL ELEMENTARY SCHOOL	4TH	0	1	1	6	53	61	8	13.11%
1560	THOMPSON R-2J	4332	IVY STOCKWELL ELEMENTARY SCHOOL	5TH	1	0	1	5	40	47	7	14.89%
1560	THOMPSON R-2J	4332	IVY STOCKWELL ELEMENTARY SCHOOL	SCHOOL T	1	4	5	36	291	337	46	13.65%
1560	THOMPSON R-2J	5018	LAURENE EDMONDSON ELEMENTARY SCHOOL	HALF DAY	0	0	0	11	38	49	11	22.45%
1560	THOMPSON R-2J	5018	LAURENE EDMONDSON ELEMENTARY SCHOOL	1ST	0	1	1	7	32	41	9	21.95%
1560	THOMPSON R-2J	5018	LAURENE EDMONDSON ELEMENTARY SCHOOL	2ND	2	5	0	5	39	51	12	23.53%
1560	THOMPSON R-2J	5018	LAURENE EDMONDSON ELEMENTARY SCHOOL	3RD	0	1	1	8	44	54	10	18.52%
1560	THOMPSON R-2J	5018	LAURENE EDMONDSON ELEMENTARY SCHOOL	4TH	1	2	0	11	37	51	14	27.45%
1560	THOMPSON R-2J	5018	LAURENE EDMONDSON ELEMENTARY SCHOOL	5TH	0	1	3	8	35	47	12	25.53%
1560	THOMPSON R-2J	5018	LAURENE EDMONDSON ELEMENTARY SCHOOL	SCHOOL T	3	10	5	50	225	293	68	23.21%
1560	THOMPSON R-2J	5170	LINCOLN ELEMENTARY SCHOOL	KINDERG/	0	1	3	11	45	60	15	25.00%
1560	THOMPSON R-2J	5170	LINCOLN ELEMENTARY SCHOOL	1ST	0	1	0	8	49	58	9	15.52%
1560	THOMPSON R-2J	5170	LINCOLN ELEMENTARY SCHOOL	2ND	1	1	2	16	43	63	20	31.75%
1560	THOMPSON R-2J	5170	LINCOLN ELEMENTARY SCHOOL	3RD	2	1	1	19	54	77	23	29.87%
1560	THOMPSON R-2J	5170	LINCOLN ELEMENTARY SCHOOL	4TH	3	0	0	12	38	53	15	28.30%
1560	THOMPSON R-2J	5170	LINCOLN ELEMENTARY SCHOOL	5TH	0	1	1	8	61	71	10	14.08%




COLORADO DEPARTMENT OF EDUCATION
FALL 2007 PUPIL MEMBERSHIP BY DISTRICT, SCHOOL, GRADE, RACE/ETHNICITY, AND GENDER

District Code	DISTRICT	School Code	SCHOOL	GRADE	AMERICAN	ASIAN OR	BLACK (NOT	WHITE (NOT		Total	Total	
					INDIAN OR ALASKAN NATIVE	PACIFIC ISLANDER	HISPANIC)	HISPANIC	HISPANIC)		Minority	% Minority
1560	THOMPSON R-2J	5170	LINCOLN ELEMENTARY SCHOOL	SCHOOL T	6	5	7	74	290	382	92	24.08%
1560	THOMPSON R-2J	5312	BILL REED MIDDLE SCHOOL	6TH	2	2	2	38	150	194	44	22.68%
1560	THOMPSON R-2J	5312	BILL REED MIDDLE SCHOOL	7TH	2	3	1	45	166	217	51	23.50%
1560	THOMPSON R-2J	5312	BILL REED MIDDLE SCHOOL	8TH	3	3	1	37	143	187	44	23.53%
1560	THOMPSON R-2J	5312	BILL REED MIDDLE SCHOOL	SCHOOL T	7	8	4	120	459	598	139	23.24%
1560	THOMPSON R-2J	5316	LOVELAND HIGH SCHOOL	9TH	2	8	6	55	361	432	71	16.44%
1560	THOMPSON R-2J	5316	LOVELAND HIGH SCHOOL	10TH	2	9	3	47	393	454	61	13.44%
1560	THOMPSON R-2J	5316	LOVELAND HIGH SCHOOL	11TH	1	4	2	36	371	414	43	10.39%
1560	THOMPSON R-2J	5316	LOVELAND HIGH SCHOOL	12TH	5	8	2	43	321	379	58	15.30%
1560	THOMPSON R-2J	5316	LOVELAND HIGH SCHOOL	SCHOOL T	10	29	13	181	1,446	1,679	233	13.88%
1560	THOMPSON R-2J	5335	LUCILE ERWIN MIDDLE SCHOOL	6TH	2	8	3	22	232	267	35	13.11%
1560	THOMPSON R-2J	5335	LUCILE ERWIN MIDDLE SCHOOL	7TH	1	8	4	29	261	303	42	13.86%
1560	THOMPSON R-2J	5335	LUCILE ERWIN MIDDLE SCHOOL	8TH	5	8	5	38	215	271	56	20.66%
1560	THOMPSON R-2J	5335	LUCILE ERWIN MIDDLE SCHOOL	SCHOOL T	8	24	12	89	708	841	133	15.81%
1560	THOMPSON R-2J	5393	MADISON EARLY CHILDHOOD CENTER	PK	2	2	4	124	159	291	132	45.36%
1560	THOMPSON R-2J	5393	MADISON EARLY CHILDHOOD CENTER	SCHOOL T	2	2	4	124	159	291	132	45.36%
1560	THOMPSON R-2J	5992	MONROE ELEMENTARY SCHOOL	HALF DAY	1	1	0	23	32	57	25	43.86%
1560	THOMPSON R-2J	5992	MONROE ELEMENTARY SCHOOL	1ST	0	0	1	18	57	76	19	25.00%
1560	THOMPSON R-2J	5992	MONROE ELEMENTARY SCHOOL	2ND	0	4	1	24	44	73	29	39.73%
1560	THOMPSON R-2J	5992	MONROE ELEMENTARY SCHOOL	3RD	0	0	0	20	42	62	20	32.26%
1560	THOMPSON R-2J	5992	MONROE ELEMENTARY SCHOOL	4TH	0	1	0	19	46	66	20	30.30%
1560	THOMPSON R-2J	5992	MONROE ELEMENTARY SCHOOL	5TH	0	1	1	14	49	65	16	24.62%
1560	THOMPSON R-2J	5992	MONROE ELEMENTARY SCHOOL	SCHOOL T	1	7	3	118	270	399	129	32.33%
1560	THOMPSON R-2J	6163	MOUNTAIN VIEW HIGH SCHOOL	9TH	2	3	3	65	237	310	73	23.55%
1560	THOMPSON R-2J	6163	MOUNTAIN VIEW HIGH SCHOOL	10TH	4	4	9	59	232	308	76	24.68%
1560	THOMPSON R-2J	6163	MOUNTAIN VIEW HIGH SCHOOL	11TH	2	1	9	44	236	292	56	19.18%
1560	THOMPSON R-2J	6163	MOUNTAIN VIEW HIGH SCHOOL	12TH	5	1	5	40	238	289	51	17.65%
1560	THOMPSON R-2J	6163	MOUNTAIN VIEW HIGH SCHOOL	SCHOOL T	13	9	26	208	943	1,199	256	21.35%
1560	THOMPSON R-2J	6194	NAMAQUA ELEMENTARY SCHOOL	HALF DAY	0	0	0	7	58	65	7	10.77%
1560	THOMPSON R-2J	6194	NAMAQUA ELEMENTARY SCHOOL	1ST	0	0	1	4	56	61	5	8.20%
1560	THOMPSON R-2J	6194	NAMAQUA ELEMENTARY SCHOOL	2ND	1	2	1	7	78	89	11	12.36%
1560	THOMPSON R-2J	6194	NAMAQUA ELEMENTARY SCHOOL	3RD	1	2	0	8	91	102	11	10.78%
1560	THOMPSON R-2J	6194	NAMAQUA ELEMENTARY SCHOOL	4TH	1	0	1	6	72	80	8	10.00%
1560	THOMPSON R-2J	6194	NAMAQUA ELEMENTARY SCHOOL	5TH	1	3	0	11	92	107	15	14.02%
1560	THOMPSON R-2J	6194	NAMAQUA ELEMENTARY SCHOOL	SCHOOL T	4	7	3	43	447	504	57	11.31%
1560	THOMPSON R-2J	6220	NEW VISION CHARTER SCHOOL	HALF DAY	0	0	0	4	43	47	4	8.51%
1560	THOMPSON R-2J	6220	NEW VISION CHARTER SCHOOL	1ST	0	0	0	4	44	48	4	8.33%
1560	THOMPSON R-2J	6220	NEW VISION CHARTER SCHOOL	2ND	0	2	0	2	44	48	4	8.33%
1560	THOMPSON R-2J	6220	NEW VISION CHARTER SCHOOL	3RD	0	2	1	6	39	48	9	18.75%
1560	THOMPSON R-2J	6220	NEW VISION CHARTER SCHOOL	4TH	0	0	0	2	46	48	2	4.17%
1560	THOMPSON R-2J	6220	NEW VISION CHARTER SCHOOL	5TH	0	1	1	4	42	48	6	12.50%
1560	THOMPSON R-2J	6220	NEW VISION CHARTER SCHOOL	6TH	0	2	0	0	46	48	2	4.17%
1560	THOMPSON R-2J	6220	NEW VISION CHARTER SCHOOL	7TH	0	1	1	5	41	48	7	14.58%
1560	THOMPSON R-2J	6220	NEW VISION CHARTER SCHOOL	SCHOOL T	0	8	3	27	345	383	38	9.92%
1560	THOMPSON R-2J	7640	SARAH MILNER ELEMENTARY SCHOOL	HALF DAY	2	1	0	6	24	33	9	27.27%
1560	THOMPSON R-2J	7640	SARAH MILNER ELEMENTARY SCHOOL	KINDERG/	0	1	1	4	14	20	6	30.00%
1560	THOMPSON R-2J	7640	SARAH MILNER ELEMENTARY SCHOOL	1ST	1	0	0	21	38	60	22	36.67%
1560	THOMPSON R-2J	7640	SARAH MILNER ELEMENTARY SCHOOL	2ND	1	0	2	12	49	64	15	23.44%
1560	THOMPSON R-2J	7640	SARAH MILNER ELEMENTARY SCHOOL	3RD	0	1	0	16	41	58	17	29.31%
1560	THOMPSON R-2J	7640	SARAH MILNER ELEMENTARY SCHOOL	4TH	0	0	1	10	38	49	11	22.45%
1560	THOMPSON R-2J	7640	SARAH MILNER ELEMENTARY SCHOOL	5TH	1	0	1	10	50	62	12	19.35%
1560	THOMPSON R-2J	7640	SARAH MILNER ELEMENTARY SCHOOL	SCHOOL T	5	3	5	79	254	346	92	26.59%
1560	THOMPSON R-2J	7650	STANSBERRY ELEMENTARY SCHOOL	HALF DAY	0	1	0	10	32	43	11	25.58%
1560	THOMPSON R-2J	7650	STANSBERRY ELEMENTARY SCHOOL	1ST	0	1	1	5	31	38	7	18.42%
1560	THOMPSON R-2J	7650	STANSBERRY ELEMENTARY SCHOOL	2ND	0	0	0	14	28	42	14	33.33%
1560	THOMPSON R-2J	7650	STANSBERRY ELEMENTARY SCHOOL	3RD	1	1	1	6	35	44	9	20.45%
1560	THOMPSON R-2J	7650	STANSBERRY ELEMENTARY SCHOOL	4TH	1	0	2	5	30	38	8	21.05%
1560	THOMPSON R-2J	7650	STANSBERRY ELEMENTARY SCHOOL	5TH	0	2	0	7	29	38	9	23.68%
1560	THOMPSON R-2J	7650	STANSBERRY ELEMENTARY SCHOOL	SCHOOL T	2	5	4	47	185	243	58	23.87%
1560	THOMPSON R-2J	8824	THOMPSON VALLEY HIGH SCHOOL	9TH	4	1	1	42	309	357	48	13.45%
1560	THOMPSON R-2J	8824	THOMPSON VALLEY HIGH SCHOOL	10TH	5	3	2	34	351	395	44	11.14%
1560	THOMPSON R-2J	8824	THOMPSON VALLEY HIGH SCHOOL	11TH	5	5	1	27	329	367	38	10.35%
1560	THOMPSON R-2J	8824	THOMPSON VALLEY HIGH SCHOOL	12TH	4	1	5	26	316	352	36	10.23%



COLORADO DEPARTMENT OF EDUCATION
FALL 2007 PUPIL MEMBERSHIP BY DISTRICT, SCHOOL, GRADE, RACE/ETHNICITY, AND GENDER

District Code	DISTRICT	School Code	SCHOOL	GRADE	AMERICAN INDIAN OR ALASKAN NATIVE	ASIAN OR PACIFIC ISLANDER	BLACK (NOT HISPANIC)	HISPANIC	WHITE (NOT HISPANIC)	Total	Total	
											Minority	% Minority
1560	THOMPSON R-2J	8824	THOMPSON VALLEY HIGH SCHOOL	SCHOOL T	18	10	9	129	1,305	1,471	166	11.28%
1560	THOMPSON R-2J	8918	TRUSCOTT ELEMENTARY SCHOOL	HALF DAY	1	0	0	13	34	48	14	29.17%
1560	THOMPSON R-2J	8918	TRUSCOTT ELEMENTARY SCHOOL	1ST	1	0	1	6	37	45	8	17.78%
1560	THOMPSON R-2J	8918	TRUSCOTT ELEMENTARY SCHOOL	2ND	0	2	0	16	37	55	18	32.73%
1560	THOMPSON R-2J	8918	TRUSCOTT ELEMENTARY SCHOOL	3RD	1	0	0	14	35	50	15	30.00%
1560	THOMPSON R-2J	8918	TRUSCOTT ELEMENTARY SCHOOL	4TH	0	0	2	10	27	39	12	30.77%
1560	THOMPSON R-2J	8918	TRUSCOTT ELEMENTARY SCHOOL	5TH	0	0	2	12	32	46	14	30.43%
1560	THOMPSON R-2J	8918	TRUSCOTT ELEMENTARY SCHOOL	SCHOOL T	3	2	5	71	202	283	81	28.62%
1560	THOMPSON R-2J	8925	TURNER MIDDLE SCHOOL	6TH	0	5	1	13	133	152	19	12.50%
1560	THOMPSON R-2J	8925	TURNER MIDDLE SCHOOL	7TH	1	1	0	15	131	148	17	11.49%
1560	THOMPSON R-2J	8925	TURNER MIDDLE SCHOOL	8TH	0	1	1	8	117	127	10	7.87%
1560	THOMPSON R-2J	8925	TURNER MIDDLE SCHOOL	SCHOOL T	1	7	2	36	381	427	46	10.77%
1560	THOMPSON R-2J	9055	VAN BUREN ELEMENTARY SCHOOL	HALF DAY	1	0	0	11	37	49	12	24.49%
1560	THOMPSON R-2J	9055	VAN BUREN ELEMENTARY SCHOOL	1ST	0	2	0	4	44	50	6	12.00%
1560	THOMPSON R-2J	9055	VAN BUREN ELEMENTARY SCHOOL	2ND	0	1	0	7	29	37	8	21.62%
1560	THOMPSON R-2J	9055	VAN BUREN ELEMENTARY SCHOOL	3RD	0	0	1	8	32	41	9	21.95%
1560	THOMPSON R-2J	9055	VAN BUREN ELEMENTARY SCHOOL	4TH	0	0	0	9	32	41	9	21.95%
1560	THOMPSON R-2J	9055	VAN BUREN ELEMENTARY SCHOOL	5TH	0	2	0	5	37	44	7	15.91%
1560	THOMPSON R-2J	9055	VAN BUREN ELEMENTARY SCHOOL	SCHOOL T	1	5	1	44	211	262	51	19.47%
1560	THOMPSON R-2J	9228	WALT CLARK MIDDLE SCHOOL	6TH	0	4	1	21	179	205	26	12.68%
1560	THOMPSON R-2J	9228	WALT CLARK MIDDLE SCHOOL	7TH	4	2	3	20	203	232	29	12.50%
1560	THOMPSON R-2J	9228	WALT CLARK MIDDLE SCHOOL	8TH	1	5	0	15	220	241	21	8.71%
1560	THOMPSON R-2J	9228	WALT CLARK MIDDLE SCHOOL	SCHOOL T	5	11	4	56	602	678	76	11.21%
1560	THOMPSON R-2J	9260	HAROLD FERGUSON HIGH SCHOOL	11TH	0	0	1	8	30	39	9	23.08%
1560	THOMPSON R-2J	9260	HAROLD FERGUSON HIGH SCHOOL	12TH	0	0	2	11	47	60	13	21.67%
1560	THOMPSON R-2J	9260	HAROLD FERGUSON HIGH SCHOOL	SCHOOL T	0	0	3	19	77	99	22	22.22%
1560	THOMPSON R-2J	9674	WINONA ELEMENTARY SCHOOL	HALF DAY	0	0	0	0	1	1	0	0.00%
1560	THOMPSON R-2J	9674	WINONA ELEMENTARY SCHOOL	KINDERG/	0	0	2	30	41	73	32	43.84%
1560	THOMPSON R-2J	9674	WINONA ELEMENTARY SCHOOL	1ST	1	3	0	32	42	78	36	46.15%
1560	THOMPSON R-2J	9674	WINONA ELEMENTARY SCHOOL	2ND	1	1	0	24	38	64	26	40.63%
1560	THOMPSON R-2J	9674	WINONA ELEMENTARY SCHOOL	3RD	0	1	1	28	50	80	30	37.50%
1560	THOMPSON R-2J	9674	WINONA ELEMENTARY SCHOOL	4TH	0	1	0	18	35	54	19	35.19%
1560	THOMPSON R-2J	9674	WINONA ELEMENTARY SCHOOL	5TH	1	1	2	22	45	71	26	36.62%
1560	THOMPSON R-2J	9674	WINONA ELEMENTARY SCHOOL	SCHOOL T	3	7	5	154	252	421	169	40.14%
1560	THOMPSON R-2J		DISTRICT TOTAL		135	227	175	2,327	12,441	15,305	2,864	18.71%
1570	PARK (ESTES PARK) R-3	2790	ESTES PARK K-5 SCHOOL	PK	0	0	0	13	7	20	13	65.00%
1570	PARK (ESTES PARK) R-3	2790	ESTES PARK K-5 SCHOOL	KINDERG/	0	2	1	21	47	71	24	33.80%
1570	PARK (ESTES PARK) R-3	2790	ESTES PARK K-5 SCHOOL	1ST	1	2	0	21	50	74	24	32.43%
1570	PARK (ESTES PARK) R-3	2790	ESTES PARK K-5 SCHOOL	2ND	0	1	1	26	49	77	28	36.36%
1570	PARK (ESTES PARK) R-3	2790	ESTES PARK K-5 SCHOOL	3RD	2	6	1	13	69	91	22	24.18%
1570	PARK (ESTES PARK) R-3	2790	ESTES PARK K-5 SCHOOL	4TH	0	2	1	20	51	74	23	31.08%
1570	PARK (ESTES PARK) R-3	2790	ESTES PARK K-5 SCHOOL	5TH	2	1	1	19	64	87	23	26.44%
1570	PARK (ESTES PARK) R-3	2790	ESTES PARK K-5 SCHOOL	SCHOOL T	5	14	5	133	337	494	157	31.78%
1570	PARK (ESTES PARK) R-3	2792	ESTES PARK MIDDLE SCHOOL	6TH	2	2	1	15	93	113	20	17.70%
1570	PARK (ESTES PARK) R-3	2792	ESTES PARK MIDDLE SCHOOL	7TH	0	2	2	11	66	81	15	18.52%
1570	PARK (ESTES PARK) R-3	2792	ESTES PARK MIDDLE SCHOOL	8TH	1	0	3	13	92	109	17	15.60%
1570	PARK (ESTES PARK) R-3	2792	ESTES PARK MIDDLE SCHOOL	SCHOOL T	3	4	6	39	251	303	52	17.16%
1570	PARK (ESTES PARK) R-3	2794	ESTES PARK HIGH SCHOOL	9TH	0	0	2	26	80	108	28	25.93%
1570	PARK (ESTES PARK) R-3	2794	ESTES PARK HIGH SCHOOL	10TH	2	1	1	11	92	107	15	14.02%
1570	PARK (ESTES PARK) R-3	2794	ESTES PARK HIGH SCHOOL	11TH	2	0	1	11	82	96	14	14.58%
1570	PARK (ESTES PARK) R-3	2794	ESTES PARK HIGH SCHOOL	12TH	3	0	1	9	85	98	13	13.27%
1570	PARK (ESTES PARK) R-3	2794	ESTES PARK HIGH SCHOOL	SCHOOL T	7	1	5	57	339	409	70	17.11%
1570	PARK (ESTES PARK) R-3		DISTRICT TOTAL		15	19	16	229	927	1,206	279	23.13%
1580	TRINIDAD 1	1386	TRINIDAD MIDDLE SCHOOL	6TH	5	1	2	80	39	127	88	69.29%
1580	TRINIDAD 1	1386	TRINIDAD MIDDLE SCHOOL	7TH	1	2	2	65	37	107	70	65.42%
1580	TRINIDAD 1	1386	TRINIDAD MIDDLE SCHOOL	8TH	2	3	0	67	40	112	72	64.29%
1580	TRINIDAD 1	1386	TRINIDAD MIDDLE SCHOOL	SCHOOL T	8	6	4	212	116	346	230	66.47%
1580	TRINIDAD 1	2481	ECKHART ELEMENTARY SCHOOL	KINDERG/	0	2	3	69	57	131	74	56.49%
1580	TRINIDAD 1	2481	ECKHART ELEMENTARY SCHOOL	1ST	2	2	2	83	35	124	89	71.77%
1580	TRINIDAD 1	2481	ECKHART ELEMENTARY SCHOOL	SCHOOL T	2	4	5	152	92	255	163	63.92%
1580	TRINIDAD 1	2944	FISHER'S PEAK ELEMENTARY SCHOOL	2ND	1	1	2	100	33	137	104	75.91%
1580	TRINIDAD 1	2944	FISHER'S PEAK ELEMENTARY SCHOOL	3RD	2	2	2	66	43	115	72	62.61%
1580	TRINIDAD 1	2944	FISHER'S PEAK ELEMENTARY SCHOOL	4TH	2	0	0	86	30	118	88	74.58%




COLORADO DEPARTMENT OF EDUCATION
FALL 2007 PUPIL MEMBERSHIP BY DISTRICT, SCHOOL, GRADE, RACE/ETHNICITY, AND GENDER

District Code	DISTRICT	School Code	SCHOOL	GRADE	AMERICAN INDIAN OR ALASKAN NATIVE	ASIAN OR PACIFIC ISLANDER	BLACK (NOT HISPANIC)	HISPANIC	WHITE (NOT HISPANIC)	Total	Total	
											Minority	% Minority
1580	TRINIDAD 1	2944	FISHER'S PEAK ELEMENTARY SCHOOL	5TH	6	2	0	63	40	111	71	63.96%
1580	TRINIDAD 1	2944	FISHER'S PEAK ELEMENTARY SCHOOL	SCHOOL T	11	5	4	315	146	481	335	69.65%
1580	TRINIDAD 1	8906	TRINIDAD HIGH SCHOOL	9TH	1	4	0	67	37	109	72	66.06%
1580	TRINIDAD 1	8906	TRINIDAD HIGH SCHOOL	10TH	1	1	3	83	33	121	88	72.73%
1580	TRINIDAD 1	8906	TRINIDAD HIGH SCHOOL	11TH	1	4	1	54	32	92	60	65.22%
1580	TRINIDAD 1	8906	TRINIDAD HIGH SCHOOL	12TH	2	1	0	49	37	89	52	58.43%
1580	TRINIDAD 1	8906	TRINIDAD HIGH SCHOOL	SCHOOL T	5	10	4	253	139	411	272	66.18%
1580	TRINIDAD 1		DISTRICT TOTAL		26	25	17	932	493	1,493	1,000	66.98%
1590	PRIMERO REORGANIZED 2	7160	PRIMERO ELEMENTARY SCHOOL	PK	0	0	0	7	11	18	7	38.89%
1590	PRIMERO REORGANIZED 2	7160	PRIMERO ELEMENTARY SCHOOL	HALF DAY	0	0	0	5	2	7	5	71.43%
1590	PRIMERO REORGANIZED 2	7160	PRIMERO ELEMENTARY SCHOOL	1ST	0	0	0	13	7	20	13	65.00%
1590	PRIMERO REORGANIZED 2	7160	PRIMERO ELEMENTARY SCHOOL	2ND	0	0	0	6	11	17	6	35.29%
1590	PRIMERO REORGANIZED 2	7160	PRIMERO ELEMENTARY SCHOOL	3RD	0	0	0	10	5	15	10	66.67%
1590	PRIMERO REORGANIZED 2	7160	PRIMERO ELEMENTARY SCHOOL	4TH	0	0	0	3	9	12	3	25.00%
1590	PRIMERO REORGANIZED 2	7160	PRIMERO ELEMENTARY SCHOOL	5TH	1	0	0	5	11	17	6	35.29%
1590	PRIMERO REORGANIZED 2	7160	PRIMERO ELEMENTARY SCHOOL	SCHOOL T	1	0	0	49	56	106	50	47.17%
1590	PRIMERO REORGANIZED 2	7164	PRIMERO JUNIOR-SENIOR HIGH SCHOOL	6TH	0	0	0	4	5	9	4	44.44%
1590	PRIMERO REORGANIZED 2	7164	PRIMERO JUNIOR-SENIOR HIGH SCHOOL	7TH	0	0	1	2	14	17	3	17.65%
1590	PRIMERO REORGANIZED 2	7164	PRIMERO JUNIOR-SENIOR HIGH SCHOOL	8TH	0	1	0	8	10	19	9	47.37%
1590	PRIMERO REORGANIZED 2	7164	PRIMERO JUNIOR-SENIOR HIGH SCHOOL	9TH	0	0	4	23	27	4	14.81%	
1590	PRIMERO REORGANIZED 2	7164	PRIMERO JUNIOR-SENIOR HIGH SCHOOL	10TH	0	0	0	6	18	24	6	25.00%
1590	PRIMERO REORGANIZED 2	7164	PRIMERO JUNIOR-SENIOR HIGH SCHOOL	11TH	0	0	0	11	8	19	11	57.89%
1590	PRIMERO REORGANIZED 2	7164	PRIMERO JUNIOR-SENIOR HIGH SCHOOL	12TH	0	1	0	1	10	12	2	16.67%
1590	PRIMERO REORGANIZED 2	7164	PRIMERO JUNIOR-SENIOR HIGH SCHOOL	SCHOOL T	0	2	1	36	88	127	39	30.71%
1590	PRIMERO REORGANIZED 2		DISTRICT TOTAL		1	2	1	85	144	233	89	38.20%
1600	HOEHNE REORGANIZED 3	4044	HOEHNE ELEMENTARY SCHOOL	PK	0	0	0	4	3	7	4	57.14%
1600	HOEHNE REORGANIZED 3	4044	HOEHNE ELEMENTARY SCHOOL	HALF DAY	0	0	0	4	13	17	4	23.53%
1600	HOEHNE REORGANIZED 3	4044	HOEHNE ELEMENTARY SCHOOL	1ST	0	0	0	15	7	22	15	68.18%
1600	HOEHNE REORGANIZED 3	4044	HOEHNE ELEMENTARY SCHOOL	2ND	0	0	0	8	7	15	8	53.33%
1600	HOEHNE REORGANIZED 3	4044	HOEHNE ELEMENTARY SCHOOL	3RD	0	0	0	9	10	19	9	47.37%
1600	HOEHNE REORGANIZED 3	4044	HOEHNE ELEMENTARY SCHOOL	4TH	0	0	0	9	12	21	9	42.86%
1600	HOEHNE REORGANIZED 3	4044	HOEHNE ELEMENTARY SCHOOL	5TH	0	0	0	8	15	23	8	34.78%
1600	HOEHNE REORGANIZED 3	4044	HOEHNE ELEMENTARY SCHOOL	6TH	0	0	0	16	16	32	16	50.00%
1600	HOEHNE REORGANIZED 3	4044	HOEHNE ELEMENTARY SCHOOL	SCHOOL T	0	0	0	73	83	156	73	46.79%
1600	HOEHNE REORGANIZED 3	4045	HOEHNE JUNIOR HIGH SCHOOL	7TH	0	0	0	10	21	31	10	32.26%
1600	HOEHNE REORGANIZED 3	4045	HOEHNE JUNIOR HIGH SCHOOL	8TH	0	0	0	15	15	30	15	50.00%
1600	HOEHNE REORGANIZED 3	4045	HOEHNE JUNIOR HIGH SCHOOL	SCHOOL T	0	0	0	25	36	61	25	40.98%
1600	HOEHNE REORGANIZED 3	4048	HOEHNE HIGH SCHOOL	9TH	1	0	0	7	20	28	8	28.57%
1600	HOEHNE REORGANIZED 3	4048	HOEHNE HIGH SCHOOL	10TH	0	0	0	8	19	27	8	29.63%
1600	HOEHNE REORGANIZED 3	4048	HOEHNE HIGH SCHOOL	11TH	0	0	0	8	28	36	8	22.22%
1600	HOEHNE REORGANIZED 3	4048	HOEHNE HIGH SCHOOL	12TH	0	0	0	10	19	29	10	34.48%
1600	HOEHNE REORGANIZED 3	4048	HOEHNE HIGH SCHOOL	SCHOOL T	1	0	0	33	86	120	34	28.33%
1600	HOEHNE REORGANIZED 3		DISTRICT TOTAL		1	0	0	131	205	337	132	39.17%
1620	AGUILAR REORGANIZED 6	0058	AGUILAR ELEMENTARY SCHOOL	PK	0	0	0	9	7	16	9	56.25%
1620	AGUILAR REORGANIZED 6	0058	AGUILAR ELEMENTARY SCHOOL	KINDERG/	0	0	0	5	4	9	5	55.56%
1620	AGUILAR REORGANIZED 6	0058	AGUILAR ELEMENTARY SCHOOL	1ST	0	0	0	4	7	11	4	36.36%
1620	AGUILAR REORGANIZED 6	0058	AGUILAR ELEMENTARY SCHOOL	2ND	0	0	0	6	3	9	6	66.67%
1620	AGUILAR REORGANIZED 6	0058	AGUILAR ELEMENTARY SCHOOL	3RD	0	0	0	3	2	5	3	60.00%
1620	AGUILAR REORGANIZED 6	0058	AGUILAR ELEMENTARY SCHOOL	4TH	1	0	0	6	5	12	7	58.33%
1620	AGUILAR REORGANIZED 6	0058	AGUILAR ELEMENTARY SCHOOL	5TH	0	0	0	2	3	5	2	40.00%
1620	AGUILAR REORGANIZED 6	0058	AGUILAR ELEMENTARY SCHOOL	6TH	0	0	0	3	9	12	3	25.00%
1620	AGUILAR REORGANIZED 6	0058	AGUILAR ELEMENTARY SCHOOL	SCHOOL T	1	0	0	38	40	79	39	49.37%
1620	AGUILAR REORGANIZED 6	0066	AGUILAR JUNIOR-SENIOR HIGH SCHOOL	7TH	0	0	0	3	4	7	3	42.86%
1620	AGUILAR REORGANIZED 6	0066	AGUILAR JUNIOR-SENIOR HIGH SCHOOL	8TH	1	0	1	10	11	23	12	52.17%
1620	AGUILAR REORGANIZED 6	0066	AGUILAR JUNIOR-SENIOR HIGH SCHOOL	9TH	0	0	0	9	9	18	9	50.00%
1620	AGUILAR REORGANIZED 6	0066	AGUILAR JUNIOR-SENIOR HIGH SCHOOL	10TH	0	0	0	5	7	12	5	41.67%
1620	AGUILAR REORGANIZED 6	0066	AGUILAR JUNIOR-SENIOR HIGH SCHOOL	11TH	0	0	0	3	3	6	3	50.00%
1620	AGUILAR REORGANIZED 6	0066	AGUILAR JUNIOR-SENIOR HIGH SCHOOL	12TH	0	0	0	4	5	9	4	44.44%
1620	AGUILAR REORGANIZED 6	0066	AGUILAR JUNIOR-SENIOR HIGH SCHOOL	SCHOOL T	1	0	1	34	39	75	36	48.00%
1620	AGUILAR REORGANIZED 6		DISTRICT TOTAL		2	0	1	72	79	154	75	48.70%
1750	BRANSON REORGANIZED 82	0948	BRANSON ALTERNATIVE SCHOOL	KINDERG/	0	0	1	3	16	20	4	20.00%
1750	BRANSON REORGANIZED 82	0948	BRANSON ALTERNATIVE SCHOOL	1ST	0	1	0	3	23	27	4	14.81%
1750	BRANSON REORGANIZED 82	0948	BRANSON ALTERNATIVE SCHOOL	2ND	0	0	0	4	15	19	4	21.05%


COLORADO DEPARTMENT OF EDUCATION
FALL 2007 PUPIL MEMBERSHIP BY DISTRICT, SCHOOL, GRADE, RACE/ETHNICITY, AND GENDER

District Code	DISTRICT	School Code	SCHOOL	GRADE	AMERICAN INDIAN OR ALASKAN NATIVE	ASIAN OR PACIFIC ISLANDER	BLACK (NOT HISPANIC)	HISPANIC	WHITE (NOT HISPANIC)	Total	Total	
											Minority	% Minority
1750	BRANSON REORGANIZED 82	0948	BRANSON ALTERNATIVE SCHOOL	3RD	0	0	0	3	19	22	3	13.64%
1750	BRANSON REORGANIZED 82	0948	BRANSON ALTERNATIVE SCHOOL	4TH	2	0	3	4	14	23	9	39.13%
1750	BRANSON REORGANIZED 82	0948	BRANSON ALTERNATIVE SCHOOL	5TH	0	0	1	2	13	16	3	18.75%
1750	BRANSON REORGANIZED 82	0948	BRANSON ALTERNATIVE SCHOOL	6TH	0	0	0	7	22	29	7	24.14%
1750	BRANSON REORGANIZED 82	0948	BRANSON ALTERNATIVE SCHOOL	7TH	2	0	1	7	31	41	10	24.39%
1750	BRANSON REORGANIZED 82	0948	BRANSON ALTERNATIVE SCHOOL	8TH	0	0	0	10	31	41	10	24.39%
1750	BRANSON REORGANIZED 82	0948	BRANSON ALTERNATIVE SCHOOL	9TH	4	1	5	20	82	112	30	26.79%
1750	BRANSON REORGANIZED 82	0948	BRANSON ALTERNATIVE SCHOOL	10TH	0	0	1	12	76	89	13	14.61%
1750	BRANSON REORGANIZED 82	0948	BRANSON ALTERNATIVE SCHOOL	11TH	0	2	4	10	68	84	16	19.05%
1750	BRANSON REORGANIZED 82	0948	BRANSON ALTERNATIVE SCHOOL	12TH	0	1	1	4	41	47	6	12.77%
1750	BRANSON REORGANIZED 82	0948	BRANSON ALTERNATIVE SCHOOL	SCHOOL T	8	5	17	89	451	570	119	20.88%
1750	BRANSON REORGANIZED 82	0974	BRANSON ELEMENTARY SCHOOL	PK	0	0	0	1	1	2	1	50.00%
1750	BRANSON REORGANIZED 82	0974	BRANSON ELEMENTARY SCHOOL	KINDERG/	0	0	0	1	0	1	1	100.00%
1750	BRANSON REORGANIZED 82	0974	BRANSON ELEMENTARY SCHOOL	1ST	0	0	0	1	2	3	1	33.33%
1750	BRANSON REORGANIZED 82	0974	BRANSON ELEMENTARY SCHOOL	2ND	0	0	1	1	2	4	2	50.00%
1750	BRANSON REORGANIZED 82	0974	BRANSON ELEMENTARY SCHOOL	3RD	0	0	1	2	2	5	3	60.00%
1750	BRANSON REORGANIZED 82	0974	BRANSON ELEMENTARY SCHOOL	4TH	0	0	2	0	5	7	2	28.57%
1750	BRANSON REORGANIZED 82	0974	BRANSON ELEMENTARY SCHOOL	5TH	0	0	0	1	1	2	1	50.00%
1750	BRANSON REORGANIZED 82	0974	BRANSON ELEMENTARY SCHOOL	6TH	0	0	0	0	1	1	0	0.00%
1750	BRANSON REORGANIZED 82	0974	BRANSON ELEMENTARY SCHOOL	SCHOOL T	0	0	4	7	14	25	11	44.00%
1750	BRANSON REORGANIZED 82	0978	BRANSON UNDIVIDED HIGH SCHOOL	7TH	0	0	0	1	3	4	1	25.00%
1750	BRANSON REORGANIZED 82	0978	BRANSON UNDIVIDED HIGH SCHOOL	8TH	0	0	0	3	5	8	3	37.50%
1750	BRANSON REORGANIZED 82	0978	BRANSON UNDIVIDED HIGH SCHOOL	9TH	0	0	0	0	9	9	0	0.00%
1750	BRANSON REORGANIZED 82	0978	BRANSON UNDIVIDED HIGH SCHOOL	10TH	0	0	0	0	4	4	0	0.00%
1750	BRANSON REORGANIZED 82	0978	BRANSON UNDIVIDED HIGH SCHOOL	11TH	0	0	0	0	1	1	0	0.00%
1750	BRANSON REORGANIZED 82	0978	BRANSON UNDIVIDED HIGH SCHOOL	12TH	0	0	0	0	2	2	0	0.00%
1750	BRANSON REORGANIZED 82	0978	BRANSON UNDIVIDED HIGH SCHOOL	SCHOOL T	0	0	0	4	24	28	4	14.29%
1750	BRANSON REORGANIZED 82	0979	BRANSON SCHOOL ONLINE GED PREP	9TH	0	0	0	1	8	9	1	11.11%
1750	BRANSON REORGANIZED 82	0979	BRANSON SCHOOL ONLINE GED PREP	10TH	1	0	0	0	10	11	1	9.09%
1750	BRANSON REORGANIZED 82	0979	BRANSON SCHOOL ONLINE GED PREP	11TH	0	0	0	1	8	9	1	11.11%
1750	BRANSON REORGANIZED 82	0979	BRANSON SCHOOL ONLINE GED PREP	12TH	0	0	0	0	1	1	0	0.00%
1750	BRANSON REORGANIZED 82	0979	BRANSON SCHOOL ONLINE GED PREP	SCHOOL T	1	0	0	2	27	30	3	10.00%
1750	BRANSON REORGANIZED 82		DISTRICT TOTAL		9	5	21	102	516	653	137	20.98%
1760	KIM REORGANIZED 88	4690	KIM ELEMENTARY SCHOOL	PK	0	0	0	1	7	8	1	12.50%
1760	KIM REORGANIZED 88	4690	KIM ELEMENTARY SCHOOL	KINDERG/	0	0	1	1	1	3	2	66.67%
1760	KIM REORGANIZED 88	4690	KIM ELEMENTARY SCHOOL	1ST	0	0	1	0	2	3	1	33.33%
1760	KIM REORGANIZED 88	4690	KIM ELEMENTARY SCHOOL	2ND	0	0	0	1	2	3	1	33.33%
1760	KIM REORGANIZED 88	4690	KIM ELEMENTARY SCHOOL	3RD	0	0	0	0	5	5	0	0.00%
1760	KIM REORGANIZED 88	4690	KIM ELEMENTARY SCHOOL	4TH	0	0	0	1	2	3	1	33.33%
1760	KIM REORGANIZED 88	4690	KIM ELEMENTARY SCHOOL	5TH	0	0	0	1	3	4	1	25.00%
1760	KIM REORGANIZED 88	4690	KIM ELEMENTARY SCHOOL	SCHOOL T	0	0	2	5	22	29	7	24.14%
1760	KIM REORGANIZED 88	4694	KIM UNDIVIDED HIGH SCHOOL	7TH	0	0	0	0	7	7	0	0.00%
1760	KIM REORGANIZED 88	4694	KIM UNDIVIDED HIGH SCHOOL	8TH	0	0	0	0	7	7	0	0.00%
1760	KIM REORGANIZED 88	4694	KIM UNDIVIDED HIGH SCHOOL	9TH	0	0	0	0	4	4	0	0.00%
1760	KIM REORGANIZED 88	4694	KIM UNDIVIDED HIGH SCHOOL	10TH	0	0	0	0	7	7	0	0.00%
1760	KIM REORGANIZED 88	4694	KIM UNDIVIDED HIGH SCHOOL	11TH	0	0	0	0	5	5	0	0.00%
1760	KIM REORGANIZED 88	4694	KIM UNDIVIDED HIGH SCHOOL	12TH	0	0	0	0	4	4	0	0.00%
1760	KIM REORGANIZED 88	4694	KIM UNDIVIDED HIGH SCHOOL	SCHOOL T	0	0	0	0	34	34	0	0.00%
1760	KIM REORGANIZED 88		DISTRICT TOTAL		0	0	2	5	56	63	7	11.11%
1780	GENOA-HUGO C113	4158	GENOA-HUGO ELEMENTARY SCHOOL	PK	0	0	0	1	23	24	1	4.17%
1780	GENOA-HUGO C113	4158	GENOA-HUGO ELEMENTARY SCHOOL	HALF DAY	0	0	0	1	15	16	1	6.25%
1780	GENOA-HUGO C113	4158	GENOA-HUGO ELEMENTARY SCHOOL	1ST	0	0	0	0	12	12	0	0.00%
1780	GENOA-HUGO C113	4158	GENOA-HUGO ELEMENTARY SCHOOL	2ND	0	0	0	1	16	17	1	5.88%
1780	GENOA-HUGO C113	4158	GENOA-HUGO ELEMENTARY SCHOOL	3RD	0	0	1	3	10	14	4	28.57%
1780	GENOA-HUGO C113	4158	GENOA-HUGO ELEMENTARY SCHOOL	4TH	0	0	1	1	8	10	2	20.00%
1780	GENOA-HUGO C113	4158	GENOA-HUGO ELEMENTARY SCHOOL	5TH	0	0	0	1	9	10	1	10.00%
1780	GENOA-HUGO C113	4158	GENOA-HUGO ELEMENTARY SCHOOL	SCHOOL T	0	0	2	8	93	103	10	9.71%
1780	GENOA-HUGO C113	4160	GENOA-HUGO MIDDLE SCHOOL	6TH	0	0	0	0	12	12	0	0.00%
1780	GENOA-HUGO C113	4160	GENOA-HUGO MIDDLE SCHOOL	7TH	0	0	1	0	18	19	1	5.26%
1780	GENOA-HUGO C113	4160	GENOA-HUGO MIDDLE SCHOOL	8TH	0	0	0	0	17	17	0	0.00%
1780	GENOA-HUGO C113	4160	GENOA-HUGO MIDDLE SCHOOL	SCHOOL T	0	0	1	0	47	48	1	2.08%
1780	GENOA-HUGO C113	4162	GENOA-HUGO SENIOR HIGH SCHOOL	9TH	0	0	0	0	18	18	0	0.00%
1780	GENOA-HUGO C113	4162	GENOA-HUGO SENIOR HIGH SCHOOL	10TH	0	0	0	1	13	14	1	7.14%




COLORADO DEPARTMENT OF EDUCATION
FALL 2007 PUPIL MEMBERSHIP BY DISTRICT, SCHOOL, GRADE, RACE/ETHNICITY, AND GENDER

District Code	DISTRICT	School Code	SCHOOL	GRADE	AMERICAN	ASIAN OR	BLACK (NOT	WHITE (NOT		Total	Total	
					INDIAN OR ALASKAN NATIVE	PACIFIC ISLANDER	HISPANIC)	HISPANIC	HISPANIC)		Minority	% Minority
1780	GENOA-HUGO C113	4162	GENOA-HUGO SENIOR HIGH SCHOOL	11TH	0	0	0	0	15	15	0	0.00%
1780	GENOA-HUGO C113	4162	GENOA-HUGO SENIOR HIGH SCHOOL	12TH	0	0	0	1	9	10	1	10.00%
1780	GENOA-HUGO C113	4162	GENOA-HUGO SENIOR HIGH SCHOOL	SCHOOL T	0	0	0	2	55	57	2	3.51%
1780	GENOA-HUGO C113		DISTRICT TOTAL		0	0	3	10	195	208	13	6.25%
1790	LIMON RE-4J	5132	LIMON ELEMENTARY SCHOOL	PK	2	1	2	2	25	32	7	21.88%
1790	LIMON RE-4J	5132	LIMON ELEMENTARY SCHOOL	HALF DAY	1	0	1	9	16	27	11	40.74%
1790	LIMON RE-4J	5132	LIMON ELEMENTARY SCHOOL	1ST	0	0	0	4	28	32	4	12.50%
1790	LIMON RE-4J	5132	LIMON ELEMENTARY SCHOOL	2ND	0	1	0	7	22	30	8	26.67%
1790	LIMON RE-4J	5132	LIMON ELEMENTARY SCHOOL	3RD	0	0	0	3	24	27	3	11.11%
1790	LIMON RE-4J	5132	LIMON ELEMENTARY SCHOOL	4TH	0	0	1	6	31	38	7	18.42%
1790	LIMON RE-4J	5132	LIMON ELEMENTARY SCHOOL	5TH	0	1	0	4	32	37	5	13.51%
1790	LIMON RE-4J	5132	LIMON ELEMENTARY SCHOOL	SCHOOL T	3	3	4	35	178	223	45	20.18%
1790	LIMON RE-4J	5136	LIMON JUNIOR-SENIOR HIGH SCHOOL	6TH	2	0	2	1	28	33	5	15.15%
1790	LIMON RE-4J	5136	LIMON JUNIOR-SENIOR HIGH SCHOOL	7TH	0	0	0	3	35	38	3	7.89%
1790	LIMON RE-4J	5136	LIMON JUNIOR-SENIOR HIGH SCHOOL	8TH	0	0	1	5	45	51	6	11.76%
1790	LIMON RE-4J	5136	LIMON JUNIOR-SENIOR HIGH SCHOOL	9TH	0	0	2	9	33	44	11	25.00%
1790	LIMON RE-4J	5136	LIMON JUNIOR-SENIOR HIGH SCHOOL	10TH	2	1	1	3	35	42	7	16.67%
1790	LIMON RE-4J	5136	LIMON JUNIOR-SENIOR HIGH SCHOOL	11TH	0	1	1	3	30	34	4	11.76%
1790	LIMON RE-4J	5136	LIMON JUNIOR-SENIOR HIGH SCHOOL	12TH	0	1	0	1	40	42	2	4.76%
1790	LIMON RE-4J	5136	LIMON JUNIOR-SENIOR HIGH SCHOOL	SCHOOL T	4	2	7	25	246	284	38	13.38%
1790	LIMON RE-4J		DISTRICT TOTAL		7	5	11	60	424	507	83	16.37%
1810	KARVAL RE-23	4502	KARVAL ELEMENTARY SCHOOL	PK	0	0	0	0	5	5	0	0.00%
1810	KARVAL RE-23	4502	KARVAL ELEMENTARY SCHOOL	KINDERG	0	0	0	0	3	3	0	0.00%
1810	KARVAL RE-23	4502	KARVAL ELEMENTARY SCHOOL	1ST	0	0	0	0	4	4	0	0.00%
1810	KARVAL RE-23	4502	KARVAL ELEMENTARY SCHOOL	2ND	0	0	0	0	2	2	0	0.00%
1810	KARVAL RE-23	4502	KARVAL ELEMENTARY SCHOOL	3RD	0	0	0	0	2	2	0	0.00%
1810	KARVAL RE-23	4502	KARVAL ELEMENTARY SCHOOL	4TH	0	0	0	0	9	9	0	0.00%
1810	KARVAL RE-23	4502	KARVAL ELEMENTARY SCHOOL	5TH	0	0	0	0	1	1	0	0.00%
1810	KARVAL RE-23	4502	KARVAL ELEMENTARY SCHOOL	SCHOOL T	0	0	0	0	26	26	0	0.00%
1810	KARVAL RE-23	4504	KARVAL ONLINE EDUCATION	KINDERG	0	0	0	1	1	2	1	50.00%
1810	KARVAL RE-23	4504	KARVAL ONLINE EDUCATION	1ST	0	0	0	0	5	5	0	0.00%
1810	KARVAL RE-23	4504	KARVAL ONLINE EDUCATION	2ND	0	0	0	0	1	1	0	0.00%
1810	KARVAL RE-23	4504	KARVAL ONLINE EDUCATION	3RD	0	0	0	0	3	3	0	0.00%
1810	KARVAL RE-23	4504	KARVAL ONLINE EDUCATION	4TH	0	0	0	0	7	7	0	0.00%
1810	KARVAL RE-23	4504	KARVAL ONLINE EDUCATION	5TH	0	0	0	0	8	8	0	0.00%
1810	KARVAL RE-23	4504	KARVAL ONLINE EDUCATION	6TH	0	0	0	0	7	7	0	0.00%
1810	KARVAL RE-23	4504	KARVAL ONLINE EDUCATION	7TH	0	0	0	0	6	6	0	0.00%
1810	KARVAL RE-23	4504	KARVAL ONLINE EDUCATION	8TH	0	0	0	1	15	16	1	6.25%
1810	KARVAL RE-23	4504	KARVAL ONLINE EDUCATION	9TH	1	0	0	7	16	24	8	33.33%
1810	KARVAL RE-23	4504	KARVAL ONLINE EDUCATION	10TH	2	0	1	3	22	28	6	21.43%
1810	KARVAL RE-23	4504	KARVAL ONLINE EDUCATION	11TH	0	0	1	4	25	30	5	16.67%
1810	KARVAL RE-23	4504	KARVAL ONLINE EDUCATION	12TH	1	1	1	0	17	20	3	15.00%
1810	KARVAL RE-23	4504	KARVAL ONLINE EDUCATION	SCHOOL T	4	1	3	16	133	157	24	15.29%
1810	KARVAL RE-23	4506	KARVAL JUNIOR-SENIOR HIGH SCHOOL	6TH	0	0	0	0	3	3	0	0.00%
1810	KARVAL RE-23	4506	KARVAL JUNIOR-SENIOR HIGH SCHOOL	7TH	0	0	0	0	2	2	0	0.00%
1810	KARVAL RE-23	4506	KARVAL JUNIOR-SENIOR HIGH SCHOOL	8TH	0	0	0	0	8	8	0	0.00%
1810	KARVAL RE-23	4506	KARVAL JUNIOR-SENIOR HIGH SCHOOL	9TH	0	0	0	0	4	4	0	0.00%
1810	KARVAL RE-23	4506	KARVAL JUNIOR-SENIOR HIGH SCHOOL	10TH	0	0	0	0	11	11	0	0.00%
1810	KARVAL RE-23	4506	KARVAL JUNIOR-SENIOR HIGH SCHOOL	11TH	0	0	0	1	6	7	1	14.29%
1810	KARVAL RE-23	4506	KARVAL JUNIOR-SENIOR HIGH SCHOOL	12TH	0	0	0	0	4	4	0	0.00%
1810	KARVAL RE-23	4506	KARVAL JUNIOR-SENIOR HIGH SCHOOL	SCHOOL T	0	0	0	1	38	39	1	2.56%
1810	KARVAL RE-23		DISTRICT TOTAL		4	1	3	17	197	222	25	11.26%
1828	VALLEY RE-1	0202	SMITH HIGH SCHOOL	9TH	0	0	0	0	11	11	0	0.00%
1828	VALLEY RE-1	0202	SMITH HIGH SCHOOL	10TH	0	0	0	1	5	6	1	16.67%
1828	VALLEY RE-1	0202	SMITH HIGH SCHOOL	11TH	0	0	0	1	3	4	1	25.00%
1828	VALLEY RE-1	0202	SMITH HIGH SCHOOL	12TH	0	0	0	2	1	3	2	66.67%
1828	VALLEY RE-1	0202	SMITH HIGH SCHOOL	SCHOOL T	0	0	0	4	20	24	4	16.67%
1828	VALLEY RE-1	0515	AYRES ELEMENTARY SCHOOL	HALF DAY	3	2	2	26	120	153	33	21.57%
1828	VALLEY RE-1	0515	AYRES ELEMENTARY SCHOOL	1ST	3	3	5	45	108	164	56	34.15%
1828	VALLEY RE-1	0515	AYRES ELEMENTARY SCHOOL	2ND	2	2	3	29	114	150	36	24.00%
1828	VALLEY RE-1	0515	AYRES ELEMENTARY SCHOOL	SCHOOL T	8	7	10	100	342	467	125	26.77%
1828	VALLEY RE-1	1220	CALICHE ELEMENTARY SCHOOL	PK	0	0	0	2	12	14	2	14.29%
1828	VALLEY RE-1	1220	CALICHE ELEMENTARY SCHOOL	HALF DAY	0	0	0	1	13	14	1	7.14%




COLORADO DEPARTMENT OF EDUCATION
FALL 2007 PUPIL MEMBERSHIP BY DISTRICT, SCHOOL, GRADE, RACE/ETHNICITY, AND GENDER

District Code	DISTRICT	School Code	SCHOOL	GRADE	AMERICAN	ASIAN OR	BLACK (NOT	WHITE (NOT		Total	Total	
					INDIAN OR ALASKAN NATIVE	PACIFIC ISLANDER	HISPANIC)	HISPANIC	HISPANIC)		Minority	% Minority
1828	VALLEY RE-1	1220	CALICHE ELEMENTARY SCHOOL	1ST	0	0	1	3	16	20	4	20.00%
1828	VALLEY RE-1	1220	CALICHE ELEMENTARY SCHOOL	2ND	1	0	0	3	15	19	4	21.05%
1828	VALLEY RE-1	1220	CALICHE ELEMENTARY SCHOOL	3RD	0	0	0	1	18	19	1	5.26%
1828	VALLEY RE-1	1220	CALICHE ELEMENTARY SCHOOL	4TH	0	0	0	2	14	16	2	12.50%
1828	VALLEY RE-1	1220	CALICHE ELEMENTARY SCHOOL	5TH	1	0	0	1	16	18	2	11.11%
1828	VALLEY RE-1	1220	CALICHE ELEMENTARY SCHOOL	6TH	0	0	0	4	25	29	4	13.79%
1828	VALLEY RE-1	1220	CALICHE ELEMENTARY SCHOOL	SCHOOL T	2	0	1	17	129	149	20	13.42%
1828	VALLEY RE-1	1224	CALICHE JUNIOR-SENIOR HIGH SCHOOL	7TH	0	0	0	3	15	18	3	16.67%
1828	VALLEY RE-1	1224	CALICHE JUNIOR-SENIOR HIGH SCHOOL	8TH	1	0	1	0	13	15	2	13.33%
1828	VALLEY RE-1	1224	CALICHE JUNIOR-SENIOR HIGH SCHOOL	9TH	0	0	0	5	17	22	5	22.73%
1828	VALLEY RE-1	1224	CALICHE JUNIOR-SENIOR HIGH SCHOOL	10TH	0	0	0	2	15	17	2	11.76%
1828	VALLEY RE-1	1224	CALICHE JUNIOR-SENIOR HIGH SCHOOL	11TH	0	0	0	2	21	23	2	8.70%
1828	VALLEY RE-1	1224	CALICHE JUNIOR-SENIOR HIGH SCHOOL	12TH	0	0	0	2	18	20	2	10.00%
1828	VALLEY RE-1	1224	CALICHE JUNIOR-SENIOR HIGH SCHOOL	SCHOOL T	1	0	1	14	99	115	16	13.91%
1828	VALLEY RE-1	1321	CAMPBELL ELEMENTARY SCHOOL	3RD	2	1	4	35	113	155	42	27.10%
1828	VALLEY RE-1	1321	CAMPBELL ELEMENTARY SCHOOL	4TH	0	2	3	34	121	160	39	24.38%
1828	VALLEY RE-1	1321	CAMPBELL ELEMENTARY SCHOOL	5TH	1	1	2	33	118	155	37	23.87%
1828	VALLEY RE-1	1321	CAMPBELL ELEMENTARY SCHOOL	SCHOOL T	3	4	9	102	352	470	118	25.11%
1828	VALLEY RE-1	3729	HAGEN EARLY EDUCATION CENTER	PK	0	0	4	27	89	120	31	25.83%
1828	VALLEY RE-1	3729	HAGEN EARLY EDUCATION CENTER	SCHOOL T	0	0	4	27	89	120	31	25.83%
1828	VALLEY RE-1	8256	STERLING MIDDLE SCHOOL	6TH	2	1	2	44	110	159	49	30.82%
1828	VALLEY RE-1	8256	STERLING MIDDLE SCHOOL	7TH	5	2	1	30	145	183	38	20.77%
1828	VALLEY RE-1	8256	STERLING MIDDLE SCHOOL	8TH	4	1	6	36	114	161	47	29.19%
1828	VALLEY RE-1	8256	STERLING MIDDLE SCHOOL	SCHOOL T	11	4	9	110	369	503	134	26.64%
1828	VALLEY RE-1	8260	STERLING HIGH SCHOOL	9TH	3	0	0	28	140	171	31	18.13%
1828	VALLEY RE-1	8260	STERLING HIGH SCHOOL	10TH	3	1	4	36	148	192	44	22.92%
1828	VALLEY RE-1	8260	STERLING HIGH SCHOOL	11TH	1	1	2	18	124	146	22	15.07%
1828	VALLEY RE-1	8260	STERLING HIGH SCHOOL	12TH	0	1	0	23	120	144	24	16.67%
1828	VALLEY RE-1	8260	STERLING HIGH SCHOOL	SCHOOL T	7	3	6	105	532	653	121	18.53%
1828	VALLEY RE-1		DISTRICT TOTAL		32	18	40	479	1,932	2,501	569	22.75%
1850	FRENCHMAN RE-3	2980	FLEMING ELEMENTARY SCHOOL	PK	0	0	0	3	18	21	3	14.29%
1850	FRENCHMAN RE-3	2980	FLEMING ELEMENTARY SCHOOL	KINDERG/	0	0	0	2	8	10	2	20.00%
1850	FRENCHMAN RE-3	2980	FLEMING ELEMENTARY SCHOOL	1ST	0	0	0	1	7	8	1	12.50%
1850	FRENCHMAN RE-3	2980	FLEMING ELEMENTARY SCHOOL	2ND	0	0	0	1	10	11	1	9.09%
1850	FRENCHMAN RE-3	2980	FLEMING ELEMENTARY SCHOOL	3RD	0	0	0	1	22	23	1	4.35%
1850	FRENCHMAN RE-3	2980	FLEMING ELEMENTARY SCHOOL	4TH	0	0	0	1	11	12	1	8.33%
1850	FRENCHMAN RE-3	2980	FLEMING ELEMENTARY SCHOOL	5TH	0	0	0	1	13	14	1	7.14%
1850	FRENCHMAN RE-3	2980	FLEMING ELEMENTARY SCHOOL	6TH	0	0	0	0	10	10	0	0.00%
1850	FRENCHMAN RE-3	2980	FLEMING ELEMENTARY SCHOOL	SCHOOL T	0	0	0	10	99	109	10	9.17%
1850	FRENCHMAN RE-3	2988	FLEMING HIGH SCHOOL	7TH	0	0	0	1	12	13	1	7.69%
1850	FRENCHMAN RE-3	2988	FLEMING HIGH SCHOOL	8TH	0	0	0	1	10	11	1	9.09%
1850	FRENCHMAN RE-3	2988	FLEMING HIGH SCHOOL	9TH	0	0	0	0	13	13	0	0.00%
1850	FRENCHMAN RE-3	2988	FLEMING HIGH SCHOOL	10TH	0	0	0	0	13	13	0	0.00%
1850	FRENCHMAN RE-3	2988	FLEMING HIGH SCHOOL	11TH	0	0	0	2	18	20	2	10.00%
1850	FRENCHMAN RE-3	2988	FLEMING HIGH SCHOOL	12TH	0	0	0	0	25	25	0	0.00%
1850	FRENCHMAN RE-3	2988	FLEMING HIGH SCHOOL	SCHOOL T	0	0	0	4	91	95	4	4.21%
1850	FRENCHMAN RE-3		DISTRICT TOTAL		0	0	0	14	190	204	14	6.86%
1860	BUFFALO RE-4	5802	MERINO ELEMENTARY SCHOOL	KINDERG/	0	0	1	0	22	23	1	4.35%
1860	BUFFALO RE-4	5802	MERINO ELEMENTARY SCHOOL	1ST	0	0	0	2	23	25	2	8.00%
1860	BUFFALO RE-4	5802	MERINO ELEMENTARY SCHOOL	2ND	0	0	0	1	20	21	1	4.76%
1860	BUFFALO RE-4	5802	MERINO ELEMENTARY SCHOOL	3RD	0	0	2	3	19	24	5	20.83%
1860	BUFFALO RE-4	5802	MERINO ELEMENTARY SCHOOL	4TH	2	1	0	1	27	31	4	12.90%
1860	BUFFALO RE-4	5802	MERINO ELEMENTARY SCHOOL	5TH	0	0	1	2	19	22	3	13.64%
1860	BUFFALO RE-4	5802	MERINO ELEMENTARY SCHOOL	6TH	2	2	1	0	13	18	5	27.78%
1860	BUFFALO RE-4	5802	MERINO ELEMENTARY SCHOOL	SCHOOL T	4	3	5	9	143	164	21	12.80%
1860	BUFFALO RE-4	5806	MERINO JUNIOR SENIOR HIGH SCHOOL	7TH	0	0	1	0	20	21	1	4.76%
1860	BUFFALO RE-4	5806	MERINO JUNIOR SENIOR HIGH SCHOOL	8TH	0	0	1	1	23	25	2	8.00%
1860	BUFFALO RE-4	5806	MERINO JUNIOR SENIOR HIGH SCHOOL	9TH	0	0	0	3	21	24	3	12.50%
1860	BUFFALO RE-4	5806	MERINO JUNIOR SENIOR HIGH SCHOOL	10TH	0	0	1	4	31	36	5	13.89%
1860	BUFFALO RE-4	5806	MERINO JUNIOR SENIOR HIGH SCHOOL	11TH	1	1	1	1	23	27	4	14.81%
1860	BUFFALO RE-4	5806	MERINO JUNIOR SENIOR HIGH SCHOOL	12TH	0	1	1	0	22	24	2	8.33%
1860	BUFFALO RE-4	5806	MERINO JUNIOR SENIOR HIGH SCHOOL	SCHOOL T	1	2	5	9	140	157	17	10.83%
1860	BUFFALO RE-4		DISTRICT TOTAL		5	5	10	18	283	321	38	11.84%



COLORADO DEPARTMENT OF EDUCATION
FALL 2007 PUPIL MEMBERSHIP BY DISTRICT, SCHOOL, GRADE, RACE/ETHNICITY, AND GENDER

District Code	DISTRICT	School Code	SCHOOL	GRADE	AMERICAN	ASIAN OR	BLACK (NOT	WHITE (NOT		Total	Total	
					INDIAN OR ALASKAN NATIVE	PACIFIC ISLANDER	HISPANIC)	HISPANIC	HISPANIC)		Minority	% Minority
1870	PLATEAU RE-5	6834	PEETZ ELEMENTARY SCHOOL	PK	0	0	0	1	13	14	1	7.14%
1870	PLATEAU RE-5	6834	PEETZ ELEMENTARY SCHOOL	KINDERG/	0	0	0	0	6	6	0	0.00%
1870	PLATEAU RE-5	6834	PEETZ ELEMENTARY SCHOOL	1ST	0	0	0	0	10	10	0	0.00%
1870	PLATEAU RE-5	6834	PEETZ ELEMENTARY SCHOOL	2ND	0	0	0	1	10	11	1	9.09%
1870	PLATEAU RE-5	6834	PEETZ ELEMENTARY SCHOOL	3RD	0	0	1	0	10	11	1	9.09%
1870	PLATEAU RE-5	6834	PEETZ ELEMENTARY SCHOOL	4TH	0	0	0	0	12	12	0	0.00%
1870	PLATEAU RE-5	6834	PEETZ ELEMENTARY SCHOOL	5TH	0	0	0	0	9	9	0	0.00%
1870	PLATEAU RE-5	6834	PEETZ ELEMENTARY SCHOOL	6TH	0	0	1	0	9	10	1	10.00%
1870	PLATEAU RE-5	6834	PEETZ ELEMENTARY SCHOOL	SCHOOL T	0	0	2	2	79	83	4	4.82%
1870	PLATEAU RE-5	6838	PEETZ JUNIOR-SENIOR HIGH SCHOOL	7TH	0	0	0	0	7	7	0	0.00%
1870	PLATEAU RE-5	6838	PEETZ JUNIOR-SENIOR HIGH SCHOOL	8TH	0	0	2	0	11	13	2	15.38%
1870	PLATEAU RE-5	6838	PEETZ JUNIOR-SENIOR HIGH SCHOOL	9TH	0	0	1	1	7	9	2	22.22%
1870	PLATEAU RE-5	6838	PEETZ JUNIOR-SENIOR HIGH SCHOOL	10TH	0	0	0	0	14	14	0	0.00%
1870	PLATEAU RE-5	6838	PEETZ JUNIOR-SENIOR HIGH SCHOOL	11TH	0	0	1	0	15	16	1	6.25%
1870	PLATEAU RE-5	6838	PEETZ JUNIOR-SENIOR HIGH SCHOOL	12TH	0	0	0	1	15	16	1	6.25%
1870	PLATEAU RE-5	6838	PEETZ JUNIOR-SENIOR HIGH SCHOOL	SCHOOL T	0	0	4	2	69	75	6	8.00%
1870	PLATEAU RE-5		DISTRICT TOTAL		0	0	6	4	148	158	10	6.33%
1980	DE BEQUE 49JT	2122	DE BEQUE ELEMENTARY SCHOOL	PK	0	1	0	0	20	21	1	4.76%
1980	DE BEQUE 49JT	2122	DE BEQUE ELEMENTARY SCHOOL	HALF DAY	0	0	0	0	1	1	0	0.00%
1980	DE BEQUE 49JT	2122	DE BEQUE ELEMENTARY SCHOOL	KINDERG/	0	0	0	1	11	12	1	8.33%
1980	DE BEQUE 49JT	2122	DE BEQUE ELEMENTARY SCHOOL	1ST	0	0	0	3	11	14	3	21.43%
1980	DE BEQUE 49JT	2122	DE BEQUE ELEMENTARY SCHOOL	2ND	0	0	0	0	8	8	0	0.00%
1980	DE BEQUE 49JT	2122	DE BEQUE ELEMENTARY SCHOOL	3RD	1	0	0	0	10	11	1	9.09%
1980	DE BEQUE 49JT	2122	DE BEQUE ELEMENTARY SCHOOL	4TH	0	0	0	1	11	12	1	8.33%
1980	DE BEQUE 49JT	2122	DE BEQUE ELEMENTARY SCHOOL	5TH	0	0	0	2	10	12	2	16.67%
1980	DE BEQUE 49JT	2122	DE BEQUE ELEMENTARY SCHOOL	6TH	0	0	0	0	6	6	0	0.00%
1980	DE BEQUE 49JT	2122	DE BEQUE ELEMENTARY SCHOOL	SCHOOL T	1	1	0	7	88	97	9	9.28%
1980	DE BEQUE 49JT	2126	DE BEQUE UNDIVIDED HIGH SCHOOL	7TH	0	0	0	1	10	11	1	9.09%
1980	DE BEQUE 49JT	2126	DE BEQUE UNDIVIDED HIGH SCHOOL	8TH	0	1	0	3	8	12	4	33.33%
1980	DE BEQUE 49JT	2126	DE BEQUE UNDIVIDED HIGH SCHOOL	9TH	0	0	0	2	9	11	2	18.18%
1980	DE BEQUE 49JT	2126	DE BEQUE UNDIVIDED HIGH SCHOOL	10TH	0	0	0	2	5	7	2	28.57%
1980	DE BEQUE 49JT	2126	DE BEQUE UNDIVIDED HIGH SCHOOL	11TH	0	0	0	0	10	10	0	0.00%
1980	DE BEQUE 49JT	2126	DE BEQUE UNDIVIDED HIGH SCHOOL	12TH	0	0	0	1	6	7	1	14.29%
1980	DE BEQUE 49JT	2126	DE BEQUE UNDIVIDED HIGH SCHOOL	SCHOOL T	0	1	0	9	48	58	10	17.24%
1980	DE BEQUE 49JT		DISTRICT TOTAL		1	2	0	16	136	155	19	12.26%
1990	PLATEAU VALLEY 50	3582	GRAND MESA HIGH SCHOOL	9TH	1	0	8	20	35	64	29	45.31%
1990	PLATEAU VALLEY 50	3582	GRAND MESA HIGH SCHOOL	10TH	3	0	3	9	26	41	15	36.59%
1990	PLATEAU VALLEY 50	3582	GRAND MESA HIGH SCHOOL	11TH	2	0	8	8	15	33	18	54.55%
1990	PLATEAU VALLEY 50	3582	GRAND MESA HIGH SCHOOL	12TH	0	0	6	7	16	29	13	44.83%
1990	PLATEAU VALLEY 50	3582	GRAND MESA HIGH SCHOOL	SCHOOL T	6	0	25	44	92	167	75	44.91%
1990	PLATEAU VALLEY 50	7024	PLATEAU VALLEY ELEMENTARY SCHOOL	PK	0	0	0	0	15	15	0	0.00%
1990	PLATEAU VALLEY 50	7024	PLATEAU VALLEY ELEMENTARY SCHOOL	HALF DAY	1	0	0	0	23	24	1	4.17%
1990	PLATEAU VALLEY 50	7024	PLATEAU VALLEY ELEMENTARY SCHOOL	1ST	0	0	0	4	31	35	4	11.43%
1990	PLATEAU VALLEY 50	7024	PLATEAU VALLEY ELEMENTARY SCHOOL	2ND	0	0	0	2	16	18	2	11.11%
1990	PLATEAU VALLEY 50	7024	PLATEAU VALLEY ELEMENTARY SCHOOL	3RD	0	0	0	2	22	24	2	8.33%
1990	PLATEAU VALLEY 50	7024	PLATEAU VALLEY ELEMENTARY SCHOOL	4TH	0	0	0	2	18	20	2	10.00%
1990	PLATEAU VALLEY 50	7024	PLATEAU VALLEY ELEMENTARY SCHOOL	5TH	0	0	0	2	12	14	2	14.29%
1990	PLATEAU VALLEY 50	7024	PLATEAU VALLEY ELEMENTARY SCHOOL	SCHOOL T	1	0	0	12	137	150	13	8.67%
1990	PLATEAU VALLEY 50	7028	PLATEAU VALLEY MIDDLE SCHOOL	6TH	0	0	0	1	19	20	1	5.00%
1990	PLATEAU VALLEY 50	7028	PLATEAU VALLEY MIDDLE SCHOOL	7TH	0	0	0	3	14	17	3	17.65%
1990	PLATEAU VALLEY 50	7028	PLATEAU VALLEY MIDDLE SCHOOL	8TH	1	0	0	1	25	27	2	7.41%
1990	PLATEAU VALLEY 50	7028	PLATEAU VALLEY MIDDLE SCHOOL	SCHOOL T	1	0	0	5	58	64	6	9.38%
1990	PLATEAU VALLEY 50	7032	PLATEAU VALLEY HIGH SCHOOL	9TH	0	0	0	4	28	32	4	12.50%
1990	PLATEAU VALLEY 50	7032	PLATEAU VALLEY HIGH SCHOOL	10TH	0	0	0	1	20	21	1	4.76%
1990	PLATEAU VALLEY 50	7032	PLATEAU VALLEY HIGH SCHOOL	11TH	0	0	0	0	28	28	0	0.00%
1990	PLATEAU VALLEY 50	7032	PLATEAU VALLEY HIGH SCHOOL	12TH	0	0	0	1	16	17	1	5.88%
1990	PLATEAU VALLEY 50	7032	PLATEAU VALLEY HIGH SCHOOL	SCHOOL T	0	0	0	6	92	98	6	6.12%
1990	PLATEAU VALLEY 50		DISTRICT TOTAL		8	0	25	67	379	479	100	20.88%
2000	MESA COUNTY VALLEY 51	0000	NOT IN A SCHOOL	PK	0	0	0	1	11	12	1	8.33%
2000	MESA COUNTY VALLEY 51	0000	NOT IN A SCHOOL	5TH	0	0	0	0	1	1	0	0.00%
2000	MESA COUNTY VALLEY 51	0000	NOT IN A SCHOOL	8TH	0	0	0	2	4	6	2	33.33%
2000	MESA COUNTY VALLEY 51	0000	NOT IN A SCHOOL	9TH	0	1	0	0	1	2	1	50.00%
2000	MESA COUNTY VALLEY 51	0000	NOT IN A SCHOOL	10TH	0	0	0	0	1	1	0	0.00%



COLORADO DEPARTMENT OF EDUCATION
FALL 2007 PUPIL MEMBERSHIP BY DISTRICT, SCHOOL, GRADE, RACE/ETHNICITY, AND GENDER

District Code	DISTRICT	School Code	SCHOOL	GRADE	AMERICAN	ASIAN OR	BLACK (NOT	WHITE (NOT		Total	Total	
					INDIAN OR ALASKAN NATIVE	PACIFIC ISLANDER	HISPANIC)	HISPANIC	HISPANIC)		Minority	% Minority
2000	MESA COUNTY VALLEY 51	0000	NOT IN A SCHOOL	11TH	0	0	0	1	2	3	1	33.33%
2000	MESA COUNTY VALLEY 51	0000	NOT IN A SCHOOL	12TH	0	0	0	1	1	2	1	50.00%
2000	MESA COUNTY VALLEY 51	0000	NOT IN A SCHOOL	SCHOOL T	0	1	0	5	21	27	6	22.22%
2000	MESA COUNTY VALLEY 51	0262	APPLETON ELEMENTARY SCHOOL	PK	1	0	0	5	17	23	6	26.09%
2000	MESA COUNTY VALLEY 51	0262	APPLETON ELEMENTARY SCHOOL	HALF DAY	0	1	0	3	59	63	4	6.35%
2000	MESA COUNTY VALLEY 51	0262	APPLETON ELEMENTARY SCHOOL	KINDERG/	0	1	0	1	0	2	2	100.00%
2000	MESA COUNTY VALLEY 51	0262	APPLETON ELEMENTARY SCHOOL	1ST	1	2	2	4	51	60	9	15.00%
2000	MESA COUNTY VALLEY 51	0262	APPLETON ELEMENTARY SCHOOL	2ND	1	1	0	3	47	52	5	9.62%
2000	MESA COUNTY VALLEY 51	0262	APPLETON ELEMENTARY SCHOOL	3RD	1	1	0	3	51	56	5	8.93%
2000	MESA COUNTY VALLEY 51	0262	APPLETON ELEMENTARY SCHOOL	4TH	0	0	0	7	56	63	7	11.11%
2000	MESA COUNTY VALLEY 51	0262	APPLETON ELEMENTARY SCHOOL	5TH	0	1	0	3	64	68	4	5.88%
2000	MESA COUNTY VALLEY 51	0262	APPLETON ELEMENTARY SCHOOL	SCHOOL T	4	7	2	29	345	387	42	10.85%
2000	MESA COUNTY VALLEY 51	0361	FRUITA 8/9 SCHOOL	8TH	2	2	5	37	231	277	46	16.61%
2000	MESA COUNTY VALLEY 51	0361	FRUITA 8/9 SCHOOL	9TH	4	11	7	46	409	477	68	14.26%
2000	MESA COUNTY VALLEY 51	0361	FRUITA 8/9 SCHOOL	SCHOOL T	6	13	12	83	640	754	114	15.12%
2000	MESA COUNTY VALLEY 51	0362	RIM ROCK ELEMENTARY SCHOOL	PK	0	2	0	1	27	30	3	10.00%
2000	MESA COUNTY VALLEY 51	0362	RIM ROCK ELEMENTARY SCHOOL	HALF DAY	1	2	0	11	92	106	14	13.21%
2000	MESA COUNTY VALLEY 51	0362	RIM ROCK ELEMENTARY SCHOOL	1ST	0	1	3	17	83	104	21	20.19%
2000	MESA COUNTY VALLEY 51	0362	RIM ROCK ELEMENTARY SCHOOL	2ND	0	2	0	11	92	105	13	12.38%
2000	MESA COUNTY VALLEY 51	0362	RIM ROCK ELEMENTARY SCHOOL	3RD	1	1	1	6	63	72	9	12.50%
2000	MESA COUNTY VALLEY 51	0362	RIM ROCK ELEMENTARY SCHOOL	4TH	1	0	1	9	70	81	11	13.58%
2000	MESA COUNTY VALLEY 51	0362	RIM ROCK ELEMENTARY SCHOOL	5TH	0	1	1	15	78	95	17	17.89%
2000	MESA COUNTY VALLEY 51	0362	RIM ROCK ELEMENTARY SCHOOL	SCHOOL T	3	9	6	70	505	593	88	14.84%
2000	MESA COUNTY VALLEY 51	0363	PEAR PARK ELEMENTARY SCHOOL	PK	0	1	2	5	21	29	8	27.59%
2000	MESA COUNTY VALLEY 51	0363	PEAR PARK ELEMENTARY SCHOOL	HALF DAY	1	0	1	10	43	55	12	21.82%
2000	MESA COUNTY VALLEY 51	0363	PEAR PARK ELEMENTARY SCHOOL	KINDERG/	0	0	0	7	9	16	7	43.75%
2000	MESA COUNTY VALLEY 51	0363	PEAR PARK ELEMENTARY SCHOOL	1ST	0	0	1	13	37	51	14	27.45%
2000	MESA COUNTY VALLEY 51	0363	PEAR PARK ELEMENTARY SCHOOL	2ND	2	0	2	17	52	73	21	28.77%
2000	MESA COUNTY VALLEY 51	0363	PEAR PARK ELEMENTARY SCHOOL	3RD	1	0	1	13	43	58	15	25.86%
2000	MESA COUNTY VALLEY 51	0363	PEAR PARK ELEMENTARY SCHOOL	4TH	0	0	0	13	44	57	13	22.81%
2000	MESA COUNTY VALLEY 51	0363	PEAR PARK ELEMENTARY SCHOOL	5TH	2	0	1	19	36	58	22	37.93%
2000	MESA COUNTY VALLEY 51	0363	PEAR PARK ELEMENTARY SCHOOL	SCHOOL T	6	1	8	97	285	397	112	28.21%
2000	MESA COUNTY VALLEY 51	0900	BOOKCLIFF MIDDLE SCHOOL	6TH	1	2	5	54	110	172	62	36.05%
2000	MESA COUNTY VALLEY 51	0900	BOOKCLIFF MIDDLE SCHOOL	7TH	2	3	3	46	113	167	54	32.34%
2000	MESA COUNTY VALLEY 51	0900	BOOKCLIFF MIDDLE SCHOOL	8TH	5	1	4	45	102	157	55	35.03%
2000	MESA COUNTY VALLEY 51	0900	BOOKCLIFF MIDDLE SCHOOL	SCHOOL T	8	6	12	145	325	496	171	34.48%
2000	MESA COUNTY VALLEY 51	1046	BROADWAY ELEMENTARY SCHOOL	PK	0	0	2	9	19	30	11	36.67%
2000	MESA COUNTY VALLEY 51	1046	BROADWAY ELEMENTARY SCHOOL	HALF DAY	0	0	0	3	41	44	3	6.82%
2000	MESA COUNTY VALLEY 51	1046	BROADWAY ELEMENTARY SCHOOL	1ST	0	2	0	6	38	46	8	17.39%
2000	MESA COUNTY VALLEY 51	1046	BROADWAY ELEMENTARY SCHOOL	2ND	1	1	0	3	39	44	5	11.36%
2000	MESA COUNTY VALLEY 51	1046	BROADWAY ELEMENTARY SCHOOL	3RD	0	1	0	2	32	35	3	8.57%
2000	MESA COUNTY VALLEY 51	1046	BROADWAY ELEMENTARY SCHOOL	4TH	1	1	0	2	40	44	4	9.09%
2000	MESA COUNTY VALLEY 51	1046	BROADWAY ELEMENTARY SCHOOL	5TH	0	1	1	6	45	53	8	15.09%
2000	MESA COUNTY VALLEY 51	1046	BROADWAY ELEMENTARY SCHOOL	SCHOOL T	2	6	3	31	254	296	42	14.19%
2000	MESA COUNTY VALLEY 51	1450	CENTRAL HIGH SCHOOL	9TH	4	2	3	104	357	470	113	24.04%
2000	MESA COUNTY VALLEY 51	1450	CENTRAL HIGH SCHOOL	10TH	9	4	3	96	313	425	112	26.35%
2000	MESA COUNTY VALLEY 51	1450	CENTRAL HIGH SCHOOL	11TH	10	7	3	74	302	396	94	23.74%
2000	MESA COUNTY VALLEY 51	1450	CENTRAL HIGH SCHOOL	12TH	6	2	2	79	317	406	89	21.92%
2000	MESA COUNTY VALLEY 51	1450	CENTRAL HIGH SCHOOL	SCHOOL T	29	15	11	353	1,289	1,697	408	24.04%
2000	MESA COUNTY VALLEY 51	1520	CHATFIELD ELEMENTARY SCHOOL	HALF DAY	0	0	0	12	43	55	12	21.82%
2000	MESA COUNTY VALLEY 51	1520	CHATFIELD ELEMENTARY SCHOOL	KINDERG/	0	0	1	6	9	16	7	43.75%
2000	MESA COUNTY VALLEY 51	1520	CHATFIELD ELEMENTARY SCHOOL	1ST	0	1	1	16	48	66	18	27.27%
2000	MESA COUNTY VALLEY 51	1520	CHATFIELD ELEMENTARY SCHOOL	2ND	0	2	3	17	53	75	22	29.33%
2000	MESA COUNTY VALLEY 51	1520	CHATFIELD ELEMENTARY SCHOOL	3RD	0	2	2	15	48	67	19	28.36%
2000	MESA COUNTY VALLEY 51	1520	CHATFIELD ELEMENTARY SCHOOL	4TH	1	1	1	16	44	63	19	30.16%
2000	MESA COUNTY VALLEY 51	1520	CHATFIELD ELEMENTARY SCHOOL	5TH	3	2	2	16	49	72	23	31.94%
2000	MESA COUNTY VALLEY 51	1520	CHATFIELD ELEMENTARY SCHOOL	SCHOOL T	4	8	10	98	294	414	120	28.99%
2000	MESA COUNTY VALLEY 51	1686	CLIFTON ELEMENTARY SCHOOL	PK	2	2	1	11	41	57	16	28.07%
2000	MESA COUNTY VALLEY 51	1686	CLIFTON ELEMENTARY SCHOOL	KINDERG/	2	1	1	13	43	60	17	28.33%
2000	MESA COUNTY VALLEY 51	1686	CLIFTON ELEMENTARY SCHOOL	1ST	1	0	2	29	53	85	32	37.65%
2000	MESA COUNTY VALLEY 51	1686	CLIFTON ELEMENTARY SCHOOL	2ND	0	1	1	16	32	50	18	36.00%
2000	MESA COUNTY VALLEY 51	1686	CLIFTON ELEMENTARY SCHOOL	3RD	1	0	2	24	59	86	27	31.40%
2000	MESA COUNTY VALLEY 51	1686	CLIFTON ELEMENTARY SCHOOL	4TH	0	0	1	21	31	53	22	41.51%




COLORADO DEPARTMENT OF EDUCATION
FALL 2007 PUPIL MEMBERSHIP BY DISTRICT, SCHOOL, GRADE, RACE/ETHNICITY, AND GENDER

District Code	DISTRICT	School Code	SCHOOL	GRADE	AMERICAN	ASIAN OR	BLACK (NOT	WHITE (NOT		Total	Total	
					INDIAN OR ALASKAN NATIVE	PACIFIC ISLANDER	HISPANIC)	HISPANIC	HISPANIC)		Minority	% Minority
2000	MESA COUNTY VALLEY 51	1686	CLIFTON ELEMENTARY SCHOOL	5TH	1	2	2	16	34	55	21	38.18%
2000	MESA COUNTY VALLEY 51	1686	CLIFTON ELEMENTARY SCHOOL	SCHOOL T	7	6	10	130	293	446	153	34.30%
2000	MESA COUNTY VALLEY 51	1848	COLUMBINE ELEMENTARY SCHOOL	PK	0	0	0	12	17	29	12	41.38%
2000	MESA COUNTY VALLEY 51	1848	COLUMBINE ELEMENTARY SCHOOL	HALF DAY	0	0	0	2	10	12	2	16.67%
2000	MESA COUNTY VALLEY 51	1848	COLUMBINE ELEMENTARY SCHOOL	KINDERG/	0	0	1	2	7	10	3	30.00%
2000	MESA COUNTY VALLEY 51	1848	COLUMBINE ELEMENTARY SCHOOL	1ST	0	1	2	7	11	21	10	47.62%
2000	MESA COUNTY VALLEY 51	1848	COLUMBINE ELEMENTARY SCHOOL	2ND	0	0	3	5	18	26	8	30.77%
2000	MESA COUNTY VALLEY 51	1848	COLUMBINE ELEMENTARY SCHOOL	3RD	0	0	3	10	14	27	13	48.15%
2000	MESA COUNTY VALLEY 51	1848	COLUMBINE ELEMENTARY SCHOOL	4TH	1	0	1	5	9	16	7	43.75%
2000	MESA COUNTY VALLEY 51	1848	COLUMBINE ELEMENTARY SCHOOL	5TH	0	0	0	10	12	22	10	45.45%
2000	MESA COUNTY VALLEY 51	1848	COLUMBINE ELEMENTARY SCHOOL	SCHOOL T	1	1	10	53	98	163	65	39.88%
2000	MESA COUNTY VALLEY 51	2128	INDEPENDENCE ACADEMY	KINDERG/	1	0	0	2	12	15	3	20.00%
2000	MESA COUNTY VALLEY 51	2128	INDEPENDENCE ACADEMY	1ST	0	0	0	1	8	9	1	11.11%
2000	MESA COUNTY VALLEY 51	2128	INDEPENDENCE ACADEMY	2ND	0	0	0	2	7	9	2	22.22%
2000	MESA COUNTY VALLEY 51	2128	INDEPENDENCE ACADEMY	3RD	0	0	0	0	11	11	0	0.00%
2000	MESA COUNTY VALLEY 51	2128	INDEPENDENCE ACADEMY	4TH	0	1	0	0	6	7	1	14.29%
2000	MESA COUNTY VALLEY 51	2128	INDEPENDENCE ACADEMY	5TH	0	0	0	1	6	7	1	14.29%
2000	MESA COUNTY VALLEY 51	2128	INDEPENDENCE ACADEMY	6TH	0	0	0	2	10	12	2	16.67%
2000	MESA COUNTY VALLEY 51	2128	INDEPENDENCE ACADEMY	7TH	0	0	0	1	18	19	1	5.26%
2000	MESA COUNTY VALLEY 51	2128	INDEPENDENCE ACADEMY	8TH	0	0	0	2	18	20	2	10.00%
2000	MESA COUNTY VALLEY 51	2128	INDEPENDENCE ACADEMY	9TH	0	0	0	2	18	20	2	10.00%
2000	MESA COUNTY VALLEY 51	2128	INDEPENDENCE ACADEMY	10TH	0	1	0	1	18	20	2	10.00%
2000	MESA COUNTY VALLEY 51	2128	INDEPENDENCE ACADEMY	11TH	1	1	0	1	8	11	3	27.27%
2000	MESA COUNTY VALLEY 51	2128	INDEPENDENCE ACADEMY	12TH	0	0	0	0	7	7	0	0.00%
2000	MESA COUNTY VALLEY 51	2128	INDEPENDENCE ACADEMY	SCHOOL T	2	3	0	15	147	167	20	11.98%
2000	MESA COUNTY VALLEY 51	2224	DOS RIOS ELEMENTARY SCHOOL	PK	0	0	0	3	20	23	3	13.04%
2000	MESA COUNTY VALLEY 51	2224	DOS RIOS ELEMENTARY SCHOOL	HALF DAY	0	0	0	0	2	2	0	0.00%
2000	MESA COUNTY VALLEY 51	2224	DOS RIOS ELEMENTARY SCHOOL	KINDERG/	0	0	0	19	42	61	19	31.15%
2000	MESA COUNTY VALLEY 51	2224	DOS RIOS ELEMENTARY SCHOOL	1ST	1	0	2	25	50	78	28	35.90%
2000	MESA COUNTY VALLEY 51	2224	DOS RIOS ELEMENTARY SCHOOL	2ND	2	0	0	24	47	73	26	35.62%
2000	MESA COUNTY VALLEY 51	2224	DOS RIOS ELEMENTARY SCHOOL	3RD	2	0	0	18	45	65	20	30.77%
2000	MESA COUNTY VALLEY 51	2224	DOS RIOS ELEMENTARY SCHOOL	4TH	1	1	0	15	48	65	17	26.15%
2000	MESA COUNTY VALLEY 51	2224	DOS RIOS ELEMENTARY SCHOOL	5TH	1	0	2	21	38	62	24	38.71%
2000	MESA COUNTY VALLEY 51	2224	DOS RIOS ELEMENTARY SCHOOL	SCHOOL T	7	1	4	125	292	429	137	31.93%
2000	MESA COUNTY VALLEY 51	2297	DUAL IMMERSION ACADEMY SCHOOL	KINDERG/	0	1	0	32	9	42	33	78.57%
2000	MESA COUNTY VALLEY 51	2297	DUAL IMMERSION ACADEMY SCHOOL	1ST	0	1	0	37	14	52	38	73.08%
2000	MESA COUNTY VALLEY 51	2297	DUAL IMMERSION ACADEMY SCHOOL	2ND	2	1	1	33	9	46	37	80.43%
2000	MESA COUNTY VALLEY 51	2297	DUAL IMMERSION ACADEMY SCHOOL	3RD	1	0	1	21	12	35	23	65.71%
2000	MESA COUNTY VALLEY 51	2297	DUAL IMMERSION ACADEMY SCHOOL	4TH	0	1	3	23	6	33	27	81.82%
2000	MESA COUNTY VALLEY 51	2297	DUAL IMMERSION ACADEMY SCHOOL	5TH	0	1	0	16	9	26	17	65.38%
2000	MESA COUNTY VALLEY 51	2297	DUAL IMMERSION ACADEMY SCHOOL	SCHOOL T	3	5	5	162	59	234	175	74.79%
2000	MESA COUNTY VALLEY 51	2392	EAST MIDDLE SCHOOL	6TH	0	0	5	25	139	169	30	17.75%
2000	MESA COUNTY VALLEY 51	2392	EAST MIDDLE SCHOOL	7TH	1	4	2	29	124	160	36	22.50%
2000	MESA COUNTY VALLEY 51	2392	EAST MIDDLE SCHOOL	8TH	1	3	4	26	105	139	34	24.46%
2000	MESA COUNTY VALLEY 51	2392	EAST MIDDLE SCHOOL	SCHOOL T	2	7	11	80	368	468	100	21.37%
2000	MESA COUNTY VALLEY 51	2724	NEW EMERSON SCHOOL AT COLUMBUS	KINDERG/	0	1	0	0	21	22	1	4.55%
2000	MESA COUNTY VALLEY 51	2724	NEW EMERSON SCHOOL AT COLUMBUS	1ST	2	1	0	2	18	23	5	21.74%
2000	MESA COUNTY VALLEY 51	2724	NEW EMERSON SCHOOL AT COLUMBUS	2ND	0	2	0	3	17	22	5	22.73%
2000	MESA COUNTY VALLEY 51	2724	NEW EMERSON SCHOOL AT COLUMBUS	3RD	0	0	0	5	17	22	5	22.73%
2000	MESA COUNTY VALLEY 51	2724	NEW EMERSON SCHOOL AT COLUMBUS	4TH	0	0	0	2	19	21	2	9.52%
2000	MESA COUNTY VALLEY 51	2724	NEW EMERSON SCHOOL AT COLUMBUS	5TH	0	0	0	1	19	20	1	5.00%
2000	MESA COUNTY VALLEY 51	2724	NEW EMERSON SCHOOL AT COLUMBUS	SCHOOL T	2	4	0	13	111	130	19	14.62%
2000	MESA COUNTY VALLEY 51	3244	FRUITA MIDDLE SCHOOL	6TH	0	2	2	43	239	286	47	16.43%
2000	MESA COUNTY VALLEY 51	3244	FRUITA MIDDLE SCHOOL	7TH	3	2	4	35	217	261	44	16.86%
2000	MESA COUNTY VALLEY 51	3244	FRUITA MIDDLE SCHOOL	SCHOOL T	3	4	6	78	456	547	91	16.64%
2000	MESA COUNTY VALLEY 51	3262	FRUITVALE ELEMENTARY SCHOOL	PK	1	0	1	5	20	27	7	25.93%
2000	MESA COUNTY VALLEY 51	3262	FRUITVALE ELEMENTARY SCHOOL	HALF DAY	4	0	2	16	67	89	22	24.72%
2000	MESA COUNTY VALLEY 51	3262	FRUITVALE ELEMENTARY SCHOOL	1ST	0	1	2	13	62	78	16	20.51%
2000	MESA COUNTY VALLEY 51	3262	FRUITVALE ELEMENTARY SCHOOL	2ND	1	1	1	9	67	79	12	15.19%
2000	MESA COUNTY VALLEY 51	3262	FRUITVALE ELEMENTARY SCHOOL	3RD	2	0	2	14	75	93	18	19.35%
2000	MESA COUNTY VALLEY 51	3262	FRUITVALE ELEMENTARY SCHOOL	4TH	0	1	1	7	54	63	9	14.29%
2000	MESA COUNTY VALLEY 51	3262	FRUITVALE ELEMENTARY SCHOOL	5TH	0	0	2	19	57	78	21	26.92%
2000	MESA COUNTY VALLEY 51	3262	FRUITVALE ELEMENTARY SCHOOL	SCHOOL T	8	3	11	83	402	507	105	20.71%




COLORADO DEPARTMENT OF EDUCATION
FALL 2007 PUPIL MEMBERSHIP BY DISTRICT, SCHOOL, GRADE, RACE/ETHNICITY, AND GENDER

District Code	DISTRICT	School Code	SCHOOL	GRADE	AMERICAN	ASIAN OR	BLACK (NOT	WHITE (NOT		Total	Total	
					INDIAN OR ALASKAN NATIVE	PACIFIC ISLANDER	HISPANIC)	HISPANIC	HISPANIC)		Minority	% Minority
2000	MESA COUNTY VALLEY 51	3350	GATEWAY SCHOOL	PK	0	0	0	0	5	5	0	0.00%
2000	MESA COUNTY VALLEY 51	3350	GATEWAY SCHOOL	KINDERG/	0	0	0	0	4	4	0	0.00%
2000	MESA COUNTY VALLEY 51	3350	GATEWAY SCHOOL	1ST	0	0	0	0	3	3	0	0.00%
2000	MESA COUNTY VALLEY 51	3350	GATEWAY SCHOOL	2ND	0	0	0	0	3	3	0	0.00%
2000	MESA COUNTY VALLEY 51	3350	GATEWAY SCHOOL	3RD	0	0	0	0	3	3	0	0.00%
2000	MESA COUNTY VALLEY 51	3350	GATEWAY SCHOOL	4TH	0	1	0	0	5	6	1	16.67%
2000	MESA COUNTY VALLEY 51	3350	GATEWAY SCHOOL	5TH	0	0	0	0	1	1	0	0.00%
2000	MESA COUNTY VALLEY 51	3350	GATEWAY SCHOOL	6TH	0	0	0	0	2	2	0	0.00%
2000	MESA COUNTY VALLEY 51	3350	GATEWAY SCHOOL	8TH	0	0	0	0	1	1	0	0.00%
2000	MESA COUNTY VALLEY 51	3350	GATEWAY SCHOOL	9TH	0	0	0	1	3	4	1	25.00%
2000	MESA COUNTY VALLEY 51	3350	GATEWAY SCHOOL	11TH	0	0	0	0	2	2	0	0.00%
2000	MESA COUNTY VALLEY 51	3350	GATEWAY SCHOOL	12TH	0	0	0	0	2	2	0	0.00%
2000	MESA COUNTY VALLEY 51	3350	GATEWAY SCHOOL	SCHOOL T	0	1	0	1	34	36	2	5.56%
2000	MESA COUNTY VALLEY 51	3570	GRAND JUNCTION HIGH SCHOOL	9TH	7	6	7	87	384	491	107	21.79%
2000	MESA COUNTY VALLEY 51	3570	GRAND JUNCTION HIGH SCHOOL	10TH	4	3	3	75	360	445	85	19.10%
2000	MESA COUNTY VALLEY 51	3570	GRAND JUNCTION HIGH SCHOOL	11TH	8	6	7	64	334	419	85	20.29%
2000	MESA COUNTY VALLEY 51	3570	GRAND JUNCTION HIGH SCHOOL	12TH	5	6	2	50	277	340	63	18.53%
2000	MESA COUNTY VALLEY 51	3570	GRAND JUNCTION HIGH SCHOOL	SCHOOL T	24	21	19	276	1,355	1,695	340	20.06%
2000	MESA COUNTY VALLEY 51	3584	GRAND MESA MIDDLE SCHOOL	6TH	4	1	2	48	156	211	55	26.07%
2000	MESA COUNTY VALLEY 51	3584	GRAND MESA MIDDLE SCHOOL	7TH	4	2	2	47	183	238	55	23.11%
2000	MESA COUNTY VALLEY 51	3584	GRAND MESA MIDDLE SCHOOL	8TH	4	1	4	55	153	217	64	29.49%
2000	MESA COUNTY VALLEY 51	3584	GRAND MESA MIDDLE SCHOOL	SCHOOL T	12	4	8	150	492	666	174	26.13%
2000	MESA COUNTY VALLEY 51	3825	HAWTHORNE BUILDING	PK	1	0	0	9	19	29	10	34.48%
2000	MESA COUNTY VALLEY 51	3825	HAWTHORNE BUILDING	SCHOOL T	1	0	0	9	19	29	10	34.48%
2000	MESA COUNTY VALLEY 51	5210	LINCOLN ORCHARD MESA ELEMENTARY SCHOOL	PK	2	0	1	4	21	28	7	25.00%
2000	MESA COUNTY VALLEY 51	5210	LINCOLN ORCHARD MESA ELEMENTARY SCHOOL	HALF DAY	0	0	1	8	44	53	9	16.98%
2000	MESA COUNTY VALLEY 51	5210	LINCOLN ORCHARD MESA ELEMENTARY SCHOOL	1ST	0	0	3	14	47	64	17	26.56%
2000	MESA COUNTY VALLEY 51	5210	LINCOLN ORCHARD MESA ELEMENTARY SCHOOL	2ND	1	0	2	17	51	71	20	28.17%
2000	MESA COUNTY VALLEY 51	5210	LINCOLN ORCHARD MESA ELEMENTARY SCHOOL	3RD	0	0	0	10	47	57	10	17.54%
2000	MESA COUNTY VALLEY 51	5210	LINCOLN ORCHARD MESA ELEMENTARY SCHOOL	4TH	1	1	2	11	47	62	15	24.19%
2000	MESA COUNTY VALLEY 51	5210	LINCOLN ORCHARD MESA ELEMENTARY SCHOOL	5TH	1	0	2	9	35	47	12	25.53%
2000	MESA COUNTY VALLEY 51	5210	LINCOLN ORCHARD MESA ELEMENTARY SCHOOL	SCHOOL T	5	1	11	73	292	382	90	23.56%
2000	MESA COUNTY VALLEY 51	5214	LINCOLN PARK ELEMENTARY SCHOOL	HALF DAY	2	0	1	6	16	25	9	36.00%
2000	MESA COUNTY VALLEY 51	5214	LINCOLN PARK ELEMENTARY SCHOOL	KINDERG/	0	0	1	10	4	15	11	73.33%
2000	MESA COUNTY VALLEY 51	5214	LINCOLN PARK ELEMENTARY SCHOOL	1ST	2	0	1	18	12	33	21	63.64%
2000	MESA COUNTY VALLEY 51	5214	LINCOLN PARK ELEMENTARY SCHOOL	2ND	0	0	1	18	27	46	19	41.30%
2000	MESA COUNTY VALLEY 51	5214	LINCOLN PARK ELEMENTARY SCHOOL	3RD	1	0	2	17	19	39	20	51.28%
2000	MESA COUNTY VALLEY 51	5214	LINCOLN PARK ELEMENTARY SCHOOL	4TH	2	0	0	17	10	29	19	65.52%
2000	MESA COUNTY VALLEY 51	5214	LINCOLN PARK ELEMENTARY SCHOOL	5TH	1	2	0	21	24	48	24	50.00%
2000	MESA COUNTY VALLEY 51	5214	LINCOLN PARK ELEMENTARY SCHOOL	SCHOOL T	8	2	6	107	112	235	123	52.34%
2000	MESA COUNTY VALLEY 51	5244	LOMA ELEMENTARY SCHOOL	PK	0	1	0	2	14	17	3	17.65%
2000	MESA COUNTY VALLEY 51	5244	LOMA ELEMENTARY SCHOOL	HALF DAY	0	0	2	2	32	36	4	11.11%
2000	MESA COUNTY VALLEY 51	5244	LOMA ELEMENTARY SCHOOL	1ST	0	2	0	7	41	50	9	18.00%
2000	MESA COUNTY VALLEY 51	5244	LOMA ELEMENTARY SCHOOL	2ND	0	2	0	7	38	47	9	19.15%
2000	MESA COUNTY VALLEY 51	5244	LOMA ELEMENTARY SCHOOL	3RD	0	2	0	6	39	47	8	17.02%
2000	MESA COUNTY VALLEY 51	5244	LOMA ELEMENTARY SCHOOL	4TH	0	0	0	2	49	51	2	3.92%
2000	MESA COUNTY VALLEY 51	5244	LOMA ELEMENTARY SCHOOL	5TH	1	1	0	4	50	56	6	10.71%
2000	MESA COUNTY VALLEY 51	5244	LOMA ELEMENTARY SCHOOL	SCHOOL T	1	8	2	30	263	304	41	13.49%
2000	MESA COUNTY VALLEY 51	5842	MESA VIEW ELEMENTARY SCHOOL	PK	1	2	1	4	24	32	8	25.00%
2000	MESA COUNTY VALLEY 51	5842	MESA VIEW ELEMENTARY SCHOOL	HALF DAY	1	0	0	11	47	59	12	20.34%
2000	MESA COUNTY VALLEY 51	5842	MESA VIEW ELEMENTARY SCHOOL	1ST	1	0	1	8	54	64	10	15.63%
2000	MESA COUNTY VALLEY 51	5842	MESA VIEW ELEMENTARY SCHOOL	2ND	0	0	1	4	47	52	5	9.62%
2000	MESA COUNTY VALLEY 51	5842	MESA VIEW ELEMENTARY SCHOOL	3RD	1	1	0	7	58	67	9	13.43%
2000	MESA COUNTY VALLEY 51	5842	MESA VIEW ELEMENTARY SCHOOL	4TH	1	2	1	11	46	61	15	24.59%
2000	MESA COUNTY VALLEY 51	5842	MESA VIEW ELEMENTARY SCHOOL	5TH	2	0	1	11	55	69	14	20.29%
2000	MESA COUNTY VALLEY 51	5842	MESA VIEW ELEMENTARY SCHOOL	SCHOOL T	7	5	5	56	331	404	73	18.07%
2000	MESA COUNTY VALLEY 51	6070	FRUITA MONUMENT HIGH SCHOOL	10TH	5	5	5	35	424	474	50	10.55%
2000	MESA COUNTY VALLEY 51	6070	FRUITA MONUMENT HIGH SCHOOL	11TH	4	8	4	38	374	428	54	12.62%
2000	MESA COUNTY VALLEY 51	6070	FRUITA MONUMENT HIGH SCHOOL	12TH	5	8	0	42	394	449	55	12.25%
2000	MESA COUNTY VALLEY 51	6070	FRUITA MONUMENT HIGH SCHOOL	SCHOOL T	14	21	9	115	1,192	1,351	159	11.77%
2000	MESA COUNTY VALLEY 51	6166	MOUNT GARFIELD MIDDLE SCHOOL	6TH	8	2	7	53	152	222	70	31.53%
2000	MESA COUNTY VALLEY 51	6166	MOUNT GARFIELD MIDDLE SCHOOL	7TH	3	1	2	56	149	211	62	29.38%
2000	MESA COUNTY VALLEY 51	6166	MOUNT GARFIELD MIDDLE SCHOOL	8TH	2	0	7	38	173	220	47	21.36%




COLORADO DEPARTMENT OF EDUCATION
FALL 2007 PUPIL MEMBERSHIP BY DISTRICT, SCHOOL, GRADE, RACE/ETHNICITY, AND GENDER

District Code	DISTRICT	School Code	SCHOOL	GRADE	AMERICAN	ASIAN OR	BLACK (NOT	WHITE (NOT		Total	Total	
					INDIAN OR ALASKAN NATIVE	PACIFIC ISLANDER	HISPANIC)	HISPANIC	HISPANIC)		Minority	% Minority
2000	MESA COUNTY VALLEY 51	6166	MOUNT GARFIELD MIDDLE SCHOOL	SCHOOL T	13	3	16	147	474	653	179	27.41%
2000	MESA COUNTY VALLEY 51	6264	NISLEY ELEMENTARY SCHOOL	PK	0	0	0	11	16	27	11	40.74%
2000	MESA COUNTY VALLEY 51	6264	NISLEY ELEMENTARY SCHOOL	HALF DAY	1	1	0	11	28	41	13	31.71%
2000	MESA COUNTY VALLEY 51	6264	NISLEY ELEMENTARY SCHOOL	KINDERG/	1	0	0	12	17	30	13	43.33%
2000	MESA COUNTY VALLEY 51	6264	NISLEY ELEMENTARY SCHOOL	1ST	2	1	2	22	58	85	27	31.76%
2000	MESA COUNTY VALLEY 51	6264	NISLEY ELEMENTARY SCHOOL	2ND	2	2	2	26	39	71	32	45.07%
2000	MESA COUNTY VALLEY 51	6264	NISLEY ELEMENTARY SCHOOL	3RD	1	1	1	28	42	73	31	42.47%
2000	MESA COUNTY VALLEY 51	6264	NISLEY ELEMENTARY SCHOOL	4TH	3	1	1	21	50	76	26	34.21%
2000	MESA COUNTY VALLEY 51	6264	NISLEY ELEMENTARY SCHOOL	5TH	1	2	1	25	37	66	29	43.94%
2000	MESA COUNTY VALLEY 51	6264	NISLEY ELEMENTARY SCHOOL	SCHOOL T	11	8	7	156	287	469	182	38.81%
2000	MESA COUNTY VALLEY 51	6554	ORCHARD AVENUE ELEMENTARY SCHOOL	PK	0	1	1	9	19	30	11	36.67%
2000	MESA COUNTY VALLEY 51	6554	ORCHARD AVENUE ELEMENTARY SCHOOL	HALF DAY	1	1	1	9	64	76	12	15.79%
2000	MESA COUNTY VALLEY 51	6554	ORCHARD AVENUE ELEMENTARY SCHOOL	KINDERG/	0	0	0	1	5	6	1	16.67%
2000	MESA COUNTY VALLEY 51	6554	ORCHARD AVENUE ELEMENTARY SCHOOL	1ST	1	4	4	7	51	67	16	23.88%
2000	MESA COUNTY VALLEY 51	6554	ORCHARD AVENUE ELEMENTARY SCHOOL	2ND	1	1	3	13	60	78	18	23.08%
2000	MESA COUNTY VALLEY 51	6554	ORCHARD AVENUE ELEMENTARY SCHOOL	3RD	2	1	0	10	54	67	13	19.40%
2000	MESA COUNTY VALLEY 51	6554	ORCHARD AVENUE ELEMENTARY SCHOOL	4TH	1	0	1	4	46	52	6	11.54%
2000	MESA COUNTY VALLEY 51	6554	ORCHARD AVENUE ELEMENTARY SCHOOL	5TH	0	1	1	4	48	54	6	11.11%
2000	MESA COUNTY VALLEY 51	6554	ORCHARD AVENUE ELEMENTARY SCHOOL	SCHOOL T	6	9	11	57	347	430	83	19.30%
2000	MESA COUNTY VALLEY 51	6562	ORCHARD MESA MIDDLE SCHOOL	6TH	4	0	1	34	143	182	39	21.43%
2000	MESA COUNTY VALLEY 51	6562	ORCHARD MESA MIDDLE SCHOOL	7TH	4	1	2	36	147	190	43	22.63%
2000	MESA COUNTY VALLEY 51	6562	ORCHARD MESA MIDDLE SCHOOL	8TH	3	1	6	25	160	195	35	17.95%
2000	MESA COUNTY VALLEY 51	6562	ORCHARD MESA MIDDLE SCHOOL	SCHOOL T	11	2	9	95	450	567	117	20.63%
2000	MESA COUNTY VALLEY 51	6666	PALISADE HIGH SCHOOL	9TH	5	3	3	58	195	264	69	26.14%
2000	MESA COUNTY VALLEY 51	6666	PALISADE HIGH SCHOOL	10TH	4	4	5	50	209	272	63	23.16%
2000	MESA COUNTY VALLEY 51	6666	PALISADE HIGH SCHOOL	11TH	5	0	2	32	191	230	39	16.96%
2000	MESA COUNTY VALLEY 51	6666	PALISADE HIGH SCHOOL	12TH	1	0	4	39	154	198	44	22.22%
2000	MESA COUNTY VALLEY 51	6666	PALISADE HIGH SCHOOL	SCHOOL T	15	7	14	179	749	964	215	22.30%
2000	MESA COUNTY VALLEY 51	7110	POMONA ELEMENTARY SCHOOL	HALF DAY	0	1	0	10	52	63	11	17.46%
2000	MESA COUNTY VALLEY 51	7110	POMONA ELEMENTARY SCHOOL	1ST	2	0	3	15	38	58	20	34.48%
2000	MESA COUNTY VALLEY 51	7110	POMONA ELEMENTARY SCHOOL	2ND	1	3	0	11	66	81	15	18.52%
2000	MESA COUNTY VALLEY 51	7110	POMONA ELEMENTARY SCHOOL	3RD	1	2	1	20	64	88	24	27.27%
2000	MESA COUNTY VALLEY 51	7110	POMONA ELEMENTARY SCHOOL	4TH	1	2	2	18	49	72	23	31.94%
2000	MESA COUNTY VALLEY 51	7110	POMONA ELEMENTARY SCHOOL	5TH	1	1	1	14	58	75	17	22.67%
2000	MESA COUNTY VALLEY 51	7110	POMONA ELEMENTARY SCHOOL	SCHOOL T	6	9	7	88	327	437	110	25.17%
2000	MESA COUNTY VALLEY 51	7236	R-5 HIGH SCHOOL	9TH	0	0	0	0	3	3	0	0.00%
2000	MESA COUNTY VALLEY 51	7236	R-5 HIGH SCHOOL	10TH	1	0	0	5	13	19	6	31.58%
2000	MESA COUNTY VALLEY 51	7236	R-5 HIGH SCHOOL	11TH	1	0	0	21	71	93	22	23.66%
2000	MESA COUNTY VALLEY 51	7236	R-5 HIGH SCHOOL	12TH	5	2	0	30	94	131	37	28.24%
2000	MESA COUNTY VALLEY 51	7236	R-5 HIGH SCHOOL	SCHOOL T	7	2	0	56	181	246	65	26.42%
2000	MESA COUNTY VALLEY 51	7281	REDLANDS MIDDLE SCHOOL	6TH	1	5	3	21	175	205	30	14.63%
2000	MESA COUNTY VALLEY 51	7281	REDLANDS MIDDLE SCHOOL	7TH	1	4	1	12	150	168	18	10.71%
2000	MESA COUNTY VALLEY 51	7281	REDLANDS MIDDLE SCHOOL	8TH	3	1	3	21	183	211	28	13.27%
2000	MESA COUNTY VALLEY 51	7281	REDLANDS MIDDLE SCHOOL	SCHOOL T	5	10	7	54	508	584	76	13.01%
2000	MESA COUNTY VALLEY 51	7467	ROCKY MOUNTAIN ELEMENTARY SCHOOL	PK	2	0	0	8	19	29	10	34.48%
2000	MESA COUNTY VALLEY 51	7467	ROCKY MOUNTAIN ELEMENTARY SCHOOL	KINDERG/	2	0	1	26	55	84	29	34.52%
2000	MESA COUNTY VALLEY 51	7467	ROCKY MOUNTAIN ELEMENTARY SCHOOL	1ST	4	1	3	35	68	111	43	38.74%
2000	MESA COUNTY VALLEY 51	7467	ROCKY MOUNTAIN ELEMENTARY SCHOOL	2ND	4	0	1	36	57	98	41	41.84%
2000	MESA COUNTY VALLEY 51	7467	ROCKY MOUNTAIN ELEMENTARY SCHOOL	3RD	2	1	2	33	55	93	38	40.86%
2000	MESA COUNTY VALLEY 51	7467	ROCKY MOUNTAIN ELEMENTARY SCHOOL	4TH	4	2	0	31	46	83	37	44.58%
2000	MESA COUNTY VALLEY 51	7467	ROCKY MOUNTAIN ELEMENTARY SCHOOL	5TH	3	0	1	23	45	72	27	37.50%
2000	MESA COUNTY VALLEY 51	7467	ROCKY MOUNTAIN ELEMENTARY SCHOOL	SCHOOL T	21	4	8	192	345	570	225	39.47%
2000	MESA COUNTY VALLEY 51	7832	SHELLEDY ELEMENTARY SCHOOL	PK	0	0	0	6	19	25	6	24.00%
2000	MESA COUNTY VALLEY 51	7832	SHELLEDY ELEMENTARY SCHOOL	HALF DAY	2	1	2	13	76	94	18	19.15%
2000	MESA COUNTY VALLEY 51	7832	SHELLEDY ELEMENTARY SCHOOL	1ST	0	0	2	19	67	88	21	23.86%
2000	MESA COUNTY VALLEY 51	7832	SHELLEDY ELEMENTARY SCHOOL	2ND	0	0	2	17	61	80	19	23.75%
2000	MESA COUNTY VALLEY 51	7832	SHELLEDY ELEMENTARY SCHOOL	3RD	0	0	0	7	78	85	7	8.24%
2000	MESA COUNTY VALLEY 51	7832	SHELLEDY ELEMENTARY SCHOOL	4TH	0	1	2	16	89	108	19	17.59%
2000	MESA COUNTY VALLEY 51	7832	SHELLEDY ELEMENTARY SCHOOL	5TH	1	0	2	19	67	89	22	24.72%
2000	MESA COUNTY VALLEY 51	7832	SHELLEDY ELEMENTARY SCHOOL	SCHOOL T	3	2	10	97	457	569	112	19.68%
2000	MESA COUNTY VALLEY 51	8462	TAYLOR ELEMENTARY SCHOOL	HALF DAY	0	0	0	8	33	41	8	19.51%
2000	MESA COUNTY VALLEY 51	8462	TAYLOR ELEMENTARY SCHOOL	1ST	1	0	1	15	52	69	17	24.64%
2000	MESA COUNTY VALLEY 51	8462	TAYLOR ELEMENTARY SCHOOL	2ND	0	0	1	8	53	62	9	14.52%




COLORADO DEPARTMENT OF EDUCATION
FALL 2007 PUPIL MEMBERSHIP BY DISTRICT, SCHOOL, GRADE, RACE/ETHNICITY, AND GENDER

District Code	DISTRICT	School Code	SCHOOL	GRADE	AMERICAN INDIAN OR ALASKAN NATIVE	ASIAN OR PACIFIC ISLANDER	BLACK (NOT HISPANIC)	HISPANIC	WHITE (NOT HISPANIC)	Total	Total	
											Minority	% Minority
2000	MESA COUNTY VALLEY 51	8462	TAYLOR ELEMENTARY SCHOOL	3RD	2	0	5	11	52	70	18	25.71%
2000	MESA COUNTY VALLEY 51	8462	TAYLOR ELEMENTARY SCHOOL	4TH	2	0	0	5	52	59	7	11.86%
2000	MESA COUNTY VALLEY 51	8462	TAYLOR ELEMENTARY SCHOOL	5TH	3	0	1	9	63	76	13	17.11%
2000	MESA COUNTY VALLEY 51	8462	TAYLOR ELEMENTARY SCHOOL	SCHOOL T	8	0	8	56	305	377	72	19.10%
2000	MESA COUNTY VALLEY 51	8846	THUNDER MOUNTAIN ELEMENTARY SCHOOL	PK	0	0	1	8	20	29	9	31.03%
2000	MESA COUNTY VALLEY 51	8846	THUNDER MOUNTAIN ELEMENTARY SCHOOL	HALF DAY	0	0	1	8	76	85	9	10.59%
2000	MESA COUNTY VALLEY 51	8846	THUNDER MOUNTAIN ELEMENTARY SCHOOL	1ST	2	2	0	15	73	92	19	20.65%
2000	MESA COUNTY VALLEY 51	8846	THUNDER MOUNTAIN ELEMENTARY SCHOOL	2ND	0	1	1	16	85	103	18	17.48%
2000	MESA COUNTY VALLEY 51	8846	THUNDER MOUNTAIN ELEMENTARY SCHOOL	3RD	2	3	1	12	70	88	18	20.45%
2000	MESA COUNTY VALLEY 51	8846	THUNDER MOUNTAIN ELEMENTARY SCHOOL	4TH	1	1	1	12	87	102	15	14.71%
2000	MESA COUNTY VALLEY 51	8846	THUNDER MOUNTAIN ELEMENTARY SCHOOL	5TH	4	1	2	10	87	104	17	16.35%
2000	MESA COUNTY VALLEY 51	8846	THUNDER MOUNTAIN ELEMENTARY SCHOOL	SCHOOL T	9	8	7	81	498	603	105	17.41%
2000	MESA COUNTY VALLEY 51	8876	TOPE ELEMENTARY SCHOOL	PK	2	3	2	11	35	53	18	33.96%
2000	MESA COUNTY VALLEY 51	8876	TOPE ELEMENTARY SCHOOL	HALF DAY	1	2	1	12	51	67	16	23.88%
2000	MESA COUNTY VALLEY 51	8876	TOPE ELEMENTARY SCHOOL	1ST	0	2	0	11	47	60	13	21.67%
2000	MESA COUNTY VALLEY 51	8876	TOPE ELEMENTARY SCHOOL	2ND	1	0	1	14	52	68	16	23.53%
2000	MESA COUNTY VALLEY 51	8876	TOPE ELEMENTARY SCHOOL	3RD	2	2	2	8	48	62	14	22.58%
2000	MESA COUNTY VALLEY 51	8876	TOPE ELEMENTARY SCHOOL	4TH	1	2	1	13	51	68	17	25.00%
2000	MESA COUNTY VALLEY 51	8876	TOPE ELEMENTARY SCHOOL	5TH	0	2	2	11	62	77	15	19.48%
2000	MESA COUNTY VALLEY 51	8876	TOPE ELEMENTARY SCHOOL	SCHOOL T	7	13	9	80	346	455	109	23.96%
2000	MESA COUNTY VALLEY 51	9406	WEST MIDDLE SCHOOL	6TH	0	2	1	18	99	120	21	17.50%
2000	MESA COUNTY VALLEY 51	9406	WEST MIDDLE SCHOOL	7TH	3	1	1	18	117	140	23	16.43%
2000	MESA COUNTY VALLEY 51	9406	WEST MIDDLE SCHOOL	8TH	1	0	2	17	130	150	20	13.33%
2000	MESA COUNTY VALLEY 51	9406	WEST MIDDLE SCHOOL	SCHOOL T	4	3	4	53	346	410	64	15.61%
2000	MESA COUNTY VALLEY 51	9434	SCENIC ELEMENTARY SCHOOL	HALF DAY	1	0	3	6	35	45	10	22.22%
2000	MESA COUNTY VALLEY 51	9434	SCENIC ELEMENTARY SCHOOL	1ST	0	0	0	3	36	39	3	7.69%
2000	MESA COUNTY VALLEY 51	9434	SCENIC ELEMENTARY SCHOOL	2ND	1	0	0	5	38	44	6	13.64%
2000	MESA COUNTY VALLEY 51	9434	SCENIC ELEMENTARY SCHOOL	3RD	0	0	0	4	44	48	4	8.33%
2000	MESA COUNTY VALLEY 51	9434	SCENIC ELEMENTARY SCHOOL	4TH	0	0	1	5	46	52	6	11.54%
2000	MESA COUNTY VALLEY 51	9434	SCENIC ELEMENTARY SCHOOL	5TH	0	0	1	5	43	49	6	12.24%
2000	MESA COUNTY VALLEY 51	9434	SCENIC ELEMENTARY SCHOOL	SCHOOL T	2	0	5	28	242	277	35	12.64%
2000	MESA COUNTY VALLEY 51	9673	WINGATE ELEMENTARY SCHOOL	HALF DAY	0	2	0	10	57	69	12	17.39%
2000	MESA COUNTY VALLEY 51	9673	WINGATE ELEMENTARY SCHOOL	1ST	1	0	0	8	61	70	9	12.86%
2000	MESA COUNTY VALLEY 51	9673	WINGATE ELEMENTARY SCHOOL	2ND	0	1	0	7	66	74	8	10.81%
2000	MESA COUNTY VALLEY 51	9673	WINGATE ELEMENTARY SCHOOL	3RD	0	2	0	9	50	61	11	18.03%
2000	MESA COUNTY VALLEY 51	9673	WINGATE ELEMENTARY SCHOOL	4TH	1	0	0	11	77	89	12	13.48%
2000	MESA COUNTY VALLEY 51	9673	WINGATE ELEMENTARY SCHOOL	5TH	0	0	0	12	68	80	12	15.00%
2000	MESA COUNTY VALLEY 51	9673	WINGATE ELEMENTARY SCHOOL	SCHOOL T	2	5	0	57	379	443	64	14.45%
2000	MESA COUNTY VALLEY 51		DISTRICT TOTAL		299	248	303	3,943	16,515	21,308	4,793	22.49%
2010	CREEDE CONSOLIDATED 1	1962	LAMB ELEMENTARY SCHOOL	PK	0	0	0	0	8	8	0	0.00%
2010	CREEDE CONSOLIDATED 1	1962	LAMB ELEMENTARY SCHOOL	KINDERG/	0	0	0	0	7	7	0	0.00%
2010	CREEDE CONSOLIDATED 1	1962	LAMB ELEMENTARY SCHOOL	1ST	0	0	0	0	6	6	0	0.00%
2010	CREEDE CONSOLIDATED 1	1962	LAMB ELEMENTARY SCHOOL	2ND	0	0	0	0	8	8	0	0.00%
2010	CREEDE CONSOLIDATED 1	1962	LAMB ELEMENTARY SCHOOL	3RD	0	0	0	1	5	6	1	16.67%
2010	CREEDE CONSOLIDATED 1	1962	LAMB ELEMENTARY SCHOOL	4TH	0	0	0	0	7	7	0	0.00%
2010	CREEDE CONSOLIDATED 1	1962	LAMB ELEMENTARY SCHOOL	5TH	0	0	0	0	7	7	0	0.00%
2010	CREEDE CONSOLIDATED 1	1962	LAMB ELEMENTARY SCHOOL	6TH	0	0	0	1	13	14	1	7.14%
2010	CREEDE CONSOLIDATED 1	1962	LAMB ELEMENTARY SCHOOL	SCHOOL T	0	0	0	2	61	63	2	3.17%
2010	CREEDE CONSOLIDATED 1	1966	CREEDE JUNIOR-SENIOR HIGH SCHOOL	7TH	0	0	0	1	7	8	1	12.50%
2010	CREEDE CONSOLIDATED 1	1966	CREEDE JUNIOR-SENIOR HIGH SCHOOL	8TH	0	0	0	2	10	12	2	16.67%
2010	CREEDE CONSOLIDATED 1	1966	CREEDE JUNIOR-SENIOR HIGH SCHOOL	9TH	0	0	0	1	7	8	1	12.50%
2010	CREEDE CONSOLIDATED 1	1966	CREEDE JUNIOR-SENIOR HIGH SCHOOL	10TH	0	0	0	3	8	11	3	27.27%
2010	CREEDE CONSOLIDATED 1	1966	CREEDE JUNIOR-SENIOR HIGH SCHOOL	11TH	0	0	0	2	8	10	2	20.00%
2010	CREEDE CONSOLIDATED 1	1966	CREEDE JUNIOR-SENIOR HIGH SCHOOL	12TH	0	0	0	0	11	11	0	0.00%
2010	CREEDE CONSOLIDATED 1	1966	CREEDE JUNIOR-SENIOR HIGH SCHOOL	SCHOOL T	0	0	0	9	51	60	9	15.00%
2010	CREEDE CONSOLIDATED 1		DISTRICT TOTAL		0	0	0	11	112	123	11	8.94%
2020	MOFFAT COUNTY RE:NO 1	1936	CRAIG INTERMEDIATE SCHOOL	5TH	1	2	2	28	140	173	33	19.08%
2020	MOFFAT COUNTY RE:NO 1	1936	CRAIG INTERMEDIATE SCHOOL	6TH	1	5	1	29	120	156	36	23.08%
2020	MOFFAT COUNTY RE:NO 1	1936	CRAIG INTERMEDIATE SCHOOL	SCHOOL T	2	7	3	57	260	329	69	20.97%
2020	MOFFAT COUNTY RE:NO 1	1938	CRAIG MIDDLE SCHOOL SCHOOL	7TH	2	1	0	19	160	182	22	12.09%
2020	MOFFAT COUNTY RE:NO 1	1938	CRAIG MIDDLE SCHOOL SCHOOL	8TH	4	2	1	24	133	164	31	18.90%
2020	MOFFAT COUNTY RE:NO 1	1938	CRAIG MIDDLE SCHOOL SCHOOL	SCHOOL T	6	3	1	43	293	346	53	15.32%
2020	MOFFAT COUNTY RE:NO 1	2373	EARLY CHILDHOOD CENTER	PK	0	1	0	28	107	136	29	21.32%



COLORADO DEPARTMENT OF EDUCATION
FALL 2007 PUPIL MEMBERSHIP BY DISTRICT, SCHOOL, GRADE, RACE/ETHNICITY, AND GENDER

District Code	DISTRICT	School Code	SCHOOL	GRADE	AMERICAN	ASIAN OR	BLACK (NOT	WHITE (NOT		Total	Total	
					INDIAN OR ALASKAN NATIVE	PACIFIC ISLANDER	HISPANIC)	HISPANIC	HISPANIC)		Minority	% Minority
2020	MOFFAT COUNTY RE:NO 1	2373	EARLY CHILDHOOD CENTER	SCHOOL T	0	1	0	28	107	136	29	21.32%
2020	MOFFAT COUNTY RE:NO 1	2374	EAST ELEMENTARY SCHOOL	HALF DAY	0	1	12	54	68	14	20.59%	
2020	MOFFAT COUNTY RE:NO 1	2374	EAST ELEMENTARY SCHOOL	KINDERG/	0	0	2	3	5	2	40.00%	
2020	MOFFAT COUNTY RE:NO 1	2374	EAST ELEMENTARY SCHOOL	1ST	0	0	2	19	50	71	21	29.58%
2020	MOFFAT COUNTY RE:NO 1	2374	EAST ELEMENTARY SCHOOL	2ND	0	0	0	13	49	62	13	20.97%
2020	MOFFAT COUNTY RE:NO 1	2374	EAST ELEMENTARY SCHOOL	3RD	0	0	1	17	42	60	18	30.00%
2020	MOFFAT COUNTY RE:NO 1	2374	EAST ELEMENTARY SCHOOL	4TH	0	2	0	12	46	60	14	23.33%
2020	MOFFAT COUNTY RE:NO 1	2374	EAST ELEMENTARY SCHOOL	SCHOOL T	0	3	4	75	244	326	82	25.15%
2020	MOFFAT COUNTY RE:NO 1	5656	MAYBELL ELEMENTARY SCHOOL	HALF DAY	0	0	0	4	4	4	0	0.00%
2020	MOFFAT COUNTY RE:NO 1	5656	MAYBELL ELEMENTARY SCHOOL	1ST	0	0	0	2	2	2	0	0.00%
2020	MOFFAT COUNTY RE:NO 1	5656	MAYBELL ELEMENTARY SCHOOL	2ND	0	0	0	3	3	0	0.00%	
2020	MOFFAT COUNTY RE:NO 1	5656	MAYBELL ELEMENTARY SCHOOL	3RD	0	0	0	1	1	0	0.00%	
2020	MOFFAT COUNTY RE:NO 1	5656	MAYBELL ELEMENTARY SCHOOL	4TH	0	0	0	5	5	0	0.00%	
2020	MOFFAT COUNTY RE:NO 1	5656	MAYBELL ELEMENTARY SCHOOL	SCHOOL T	0	0	0	15	15	0	0.00%	
2020	MOFFAT COUNTY RE:NO 1	5962	MOFFAT COUNTY HIGH SCHOOL	9TH	1	3	2	23	138	167	29	17.37%
2020	MOFFAT COUNTY RE:NO 1	5962	MOFFAT COUNTY HIGH SCHOOL	10TH	2	0	0	22	158	182	24	13.19%
2020	MOFFAT COUNTY RE:NO 1	5962	MOFFAT COUNTY HIGH SCHOOL	11TH	4	0	0	25	151	180	29	16.11%
2020	MOFFAT COUNTY RE:NO 1	5962	MOFFAT COUNTY HIGH SCHOOL	12TH	2	2	1	15	167	187	20	10.70%
2020	MOFFAT COUNTY RE:NO 1	5962	MOFFAT COUNTY HIGH SCHOOL	SCHOOL T	9	5	3	85	614	716	102	14.25%
2020	MOFFAT COUNTY RE:NO 1	7338	RIDGEVIEW ELEMENTARY SCHOOL	HALF DAY	0	0	0	4	30	34	4	11.76%
2020	MOFFAT COUNTY RE:NO 1	7338	RIDGEVIEW ELEMENTARY SCHOOL	KINDERG/	0	0	0	3	2	5	3	60.00%
2020	MOFFAT COUNTY RE:NO 1	7338	RIDGEVIEW ELEMENTARY SCHOOL	1ST	0	0	0	9	48	57	9	15.79%
2020	MOFFAT COUNTY RE:NO 1	7338	RIDGEVIEW ELEMENTARY SCHOOL	2ND	0	0	1	6	43	50	7	14.00%
2020	MOFFAT COUNTY RE:NO 1	7338	RIDGEVIEW ELEMENTARY SCHOOL	3RD	0	1	1	3	35	40	5	12.50%
2020	MOFFAT COUNTY RE:NO 1	7338	RIDGEVIEW ELEMENTARY SCHOOL	4TH	0	1	0	6	44	51	7	13.73%
2020	MOFFAT COUNTY RE:NO 1	7338	RIDGEVIEW ELEMENTARY SCHOOL	SCHOOL T	0	2	2	31	202	237	35	14.77%
2020	MOFFAT COUNTY RE:NO 1	8398	SUNSET ELEMENTARY SCHOOL	HALF DAY	1	0	0	10	44	55	11	20.00%
2020	MOFFAT COUNTY RE:NO 1	8398	SUNSET ELEMENTARY SCHOOL	KINDERG/	0	0	0	4	1	5	4	80.00%
2020	MOFFAT COUNTY RE:NO 1	8398	SUNSET ELEMENTARY SCHOOL	1ST	3	0	0	9	52	64	12	18.75%
2020	MOFFAT COUNTY RE:NO 1	8398	SUNSET ELEMENTARY SCHOOL	2ND	2	0	0	12	40	54	14	25.93%
2020	MOFFAT COUNTY RE:NO 1	8398	SUNSET ELEMENTARY SCHOOL	3RD	2	0	1	8	48	59	11	18.64%
2020	MOFFAT COUNTY RE:NO 1	8398	SUNSET ELEMENTARY SCHOOL	4TH	1	1	1	17	52	72	20	27.78%
2020	MOFFAT COUNTY RE:NO 1	8398	SUNSET ELEMENTARY SCHOOL	SCHOOL T	9	1	2	60	237	309	72	23.30%
2020	MOFFAT COUNTY RE:NO 1		DISTRICT TOTAL		26	22	15	379	1,972	2,414	442	18.31%
2035	MONTEZUMA-CORTEZ RE-1	0609	BATTLE ROCK CHARTER SCHOOL	HALF DAY	3	0	0	1	1	5	4	80.00%
2035	MONTEZUMA-CORTEZ RE-1	0609	BATTLE ROCK CHARTER SCHOOL	1ST	2	0	0	1	4	7	3	42.86%
2035	MONTEZUMA-CORTEZ RE-1	0609	BATTLE ROCK CHARTER SCHOOL	2ND	3	0	0	0	0	3	3	100.00%
2035	MONTEZUMA-CORTEZ RE-1	0609	BATTLE ROCK CHARTER SCHOOL	3RD	1	0	0	2	3	1	33.33%	
2035	MONTEZUMA-CORTEZ RE-1	0609	BATTLE ROCK CHARTER SCHOOL	4TH	0	0	0	0	3	3	0	0.00%
2035	MONTEZUMA-CORTEZ RE-1	0609	BATTLE ROCK CHARTER SCHOOL	5TH	2	0	0	1	3	6	3	50.00%
2035	MONTEZUMA-CORTEZ RE-1	0609	BATTLE ROCK CHARTER SCHOOL	6TH	3	0	0	0	3	6	3	50.00%
2035	MONTEZUMA-CORTEZ RE-1	0609	BATTLE ROCK CHARTER SCHOOL	SCHOOL T	14	0	0	3	16	33	17	51.52%
2035	MONTEZUMA-CORTEZ RE-1	1888	CORTEZ MIDDLE SCHOOL	6TH	64	0	3	27	98	192	94	48.96%
2035	MONTEZUMA-CORTEZ RE-1	1888	CORTEZ MIDDLE SCHOOL	7TH	55	1	2	29	118	205	87	42.44%
2035	MONTEZUMA-CORTEZ RE-1	1888	CORTEZ MIDDLE SCHOOL	8TH	60	1	1	32	116	210	94	44.76%
2035	MONTEZUMA-CORTEZ RE-1	1888	CORTEZ MIDDLE SCHOOL	SCHOOL T	179	2	6	88	332	607	275	45.30%
2035	MONTEZUMA-CORTEZ RE-1	4546	KEMPER ELEMENTARY SCHOOL	HALF DAY	13	0	1	6	36	56	20	35.71%
2035	MONTEZUMA-CORTEZ RE-1	4546	KEMPER ELEMENTARY SCHOOL	1ST	19	0	0	22	29	70	41	58.57%
2035	MONTEZUMA-CORTEZ RE-1	4546	KEMPER ELEMENTARY SCHOOL	2ND	14	0	0	15	46	75	29	38.67%
2035	MONTEZUMA-CORTEZ RE-1	4546	KEMPER ELEMENTARY SCHOOL	3RD	16	1	1	16	31	65	34	52.31%
2035	MONTEZUMA-CORTEZ RE-1	4546	KEMPER ELEMENTARY SCHOOL	4TH	17	1	0	14	31	63	32	50.79%
2035	MONTEZUMA-CORTEZ RE-1	4546	KEMPER ELEMENTARY SCHOOL	5TH	19	0	1	13	31	64	33	51.56%
2035	MONTEZUMA-CORTEZ RE-1	4546	KEMPER ELEMENTARY SCHOOL	SCHOOL T	98	2	3	86	204	393	189	48.09%
2035	MONTEZUMA-CORTEZ RE-1	5090	LEWIS-ARRIOLA ELEMENTARY SCHOOL	HALF DAY	0	0	0	1	17	18	1	5.56%
2035	MONTEZUMA-CORTEZ RE-1	5090	LEWIS-ARRIOLA ELEMENTARY SCHOOL	1ST	1	0	0	1	21	23	2	8.70%
2035	MONTEZUMA-CORTEZ RE-1	5090	LEWIS-ARRIOLA ELEMENTARY SCHOOL	2ND	0	0	0	1	20	21	1	4.76%
2035	MONTEZUMA-CORTEZ RE-1	5090	LEWIS-ARRIOLA ELEMENTARY SCHOOL	3RD	0	0	0	0	27	27	0	0.00%
2035	MONTEZUMA-CORTEZ RE-1	5090	LEWIS-ARRIOLA ELEMENTARY SCHOOL	4TH	0	0	0	2	20	22	2	9.09%
2035	MONTEZUMA-CORTEZ RE-1	5090	LEWIS-ARRIOLA ELEMENTARY SCHOOL	5TH	0	0	0	3	19	22	3	13.64%
2035	MONTEZUMA-CORTEZ RE-1	5090	LEWIS-ARRIOLA ELEMENTARY SCHOOL	SCHOOL T	1	0	0	8	124	133	9	6.77%
2035	MONTEZUMA-CORTEZ RE-1	5436	MANAUGH ELEMENTARY SCHOOL	HALF DAY	19	0	0	10	15	44	29	65.91%
2035	MONTEZUMA-CORTEZ RE-1	5436	MANAUGH ELEMENTARY SCHOOL	1ST	22	0	0	12	33	67	34	50.75%
2035	MONTEZUMA-CORTEZ RE-1	5436	MANAUGH ELEMENTARY SCHOOL	2ND	20	1	1	7	22	51	29	56.86%




COLORADO DEPARTMENT OF EDUCATION
FALL 2007 PUPIL MEMBERSHIP BY DISTRICT, SCHOOL, GRADE, RACE/ETHNICITY, AND GENDER

District Code	DISTRICT	School Code	SCHOOL	GRADE	AMERICAN	ASIAN OR	BLACK (NOT	WHITE (NOT		Total	Total	
					INDIAN OR ALASKAN NATIVE	PACIFIC ISLANDER	HISPANIC)	HISPANIC	HISPANIC)		Minority	% Minority
2035	MONTEZUMA-CORTEZ RE-1	5436	MANAUGH ELEMENTARY SCHOOL	3RD	15	1	0	12	27	55	28	50.91%
2035	MONTEZUMA-CORTEZ RE-1	5436	MANAUGH ELEMENTARY SCHOOL	4TH	24	1	2	12	28	67	39	58.21%
2035	MONTEZUMA-CORTEZ RE-1	5436	MANAUGH ELEMENTARY SCHOOL	5TH	26	1	1	11	16	55	39	70.91%
2035	MONTEZUMA-CORTEZ RE-1	5436	MANAUGH ELEMENTARY SCHOOL	SCHOOL T	126	4	4	64	141	339	198	58.41%
2035	MONTEZUMA-CORTEZ RE-1	5451	MESA VERDE ACADEMY	6TH	0	0	0	0	1	1	0	0.00%
2035	MONTEZUMA-CORTEZ RE-1	5451	MESA VERDE ACADEMY	7TH	0	0	0	0	2	2	0	0.00%
2035	MONTEZUMA-CORTEZ RE-1	5451	MESA VERDE ACADEMY	8TH	0	0	0	0	2	2	0	0.00%
2035	MONTEZUMA-CORTEZ RE-1	5451	MESA VERDE ACADEMY	9TH	1	0	0	1	2	4	2	50.00%
2035	MONTEZUMA-CORTEZ RE-1	5451	MESA VERDE ACADEMY	10TH	0	0	0	0	1	1	0	0.00%
2035	MONTEZUMA-CORTEZ RE-1	5451	MESA VERDE ACADEMY	11TH	0	0	0	0	2	2	0	0.00%
2035	MONTEZUMA-CORTEZ RE-1	5451	MESA VERDE ACADEMY	SCHOOL T	1	0	0	1	10	12	2	16.67%
2035	MONTEZUMA-CORTEZ RE-1	5836	MESA ELEMENTARY SCHOOL	HALF DAY	27	0	0	4	33	64	31	48.44%
2035	MONTEZUMA-CORTEZ RE-1	5836	MESA ELEMENTARY SCHOOL	1ST	21	1	0	13	37	72	35	48.61%
2035	MONTEZUMA-CORTEZ RE-1	5836	MESA ELEMENTARY SCHOOL	2ND	17	1	2	2	42	64	22	34.38%
2035	MONTEZUMA-CORTEZ RE-1	5836	MESA ELEMENTARY SCHOOL	3RD	23	0	0	12	36	71	35	49.30%
2035	MONTEZUMA-CORTEZ RE-1	5836	MESA ELEMENTARY SCHOOL	4TH	26	0	0	8	29	63	34	53.97%
2035	MONTEZUMA-CORTEZ RE-1	5836	MESA ELEMENTARY SCHOOL	5TH	27	0	0	10	35	72	37	51.39%
2035	MONTEZUMA-CORTEZ RE-1	5836	MESA ELEMENTARY SCHOOL	SCHOOL T	141	2	2	49	212	406	194	47.78%
2035	MONTEZUMA-CORTEZ RE-1	6026	MONTEZUMA-CORTEZ HIGH SCHOOL	9TH	91	1	1	27	171	291	120	41.24%
2035	MONTEZUMA-CORTEZ RE-1	6026	MONTEZUMA-CORTEZ HIGH SCHOOL	10TH	50	0	2	18	109	179	70	39.11%
2035	MONTEZUMA-CORTEZ RE-1	6026	MONTEZUMA-CORTEZ HIGH SCHOOL	11TH	38	4	1	24	127	194	67	34.54%
2035	MONTEZUMA-CORTEZ RE-1	6026	MONTEZUMA-CORTEZ HIGH SCHOOL	12TH	26	1	0	14	126	167	41	24.55%
2035	MONTEZUMA-CORTEZ RE-1	6026	MONTEZUMA-CORTEZ HIGH SCHOOL	SCHOOL T	205	6	4	83	533	831	298	35.86%
2035	MONTEZUMA-CORTEZ RE-1	7082	PLEASANT VIEW ELEMENTARY SCHOOL	HALF DAY	1	0	0	2	7	10	3	30.00%
2035	MONTEZUMA-CORTEZ RE-1	7082	PLEASANT VIEW ELEMENTARY SCHOOL	1ST	0	0	0	1	3	4	1	25.00%
2035	MONTEZUMA-CORTEZ RE-1	7082	PLEASANT VIEW ELEMENTARY SCHOOL	2ND	1	1	0	1	2	5	3	60.00%
2035	MONTEZUMA-CORTEZ RE-1	7082	PLEASANT VIEW ELEMENTARY SCHOOL	3RD	0	0	1	0	3	4	1	25.00%
2035	MONTEZUMA-CORTEZ RE-1	7082	PLEASANT VIEW ELEMENTARY SCHOOL	4TH	0	0	0	1	4	5	1	20.00%
2035	MONTEZUMA-CORTEZ RE-1	7082	PLEASANT VIEW ELEMENTARY SCHOOL	5TH	0	0	0	0	4	4	0	0.00%
2035	MONTEZUMA-CORTEZ RE-1	7082	PLEASANT VIEW ELEMENTARY SCHOOL	SCHOOL T	2	1	1	5	23	32	9	28.13%
2035	MONTEZUMA-CORTEZ RE-1	7430	PRESCHOOL/JUMPSTART	PK	14	0	0	17	52	83	31	37.35%
2035	MONTEZUMA-CORTEZ RE-1	7430	PRESCHOOL/JUMPSTART	SCHOOL T	14	0	0	17	52	83	31	37.35%
2035	MONTEZUMA-CORTEZ RE-1	8133	SOUTHWEST OPEN CHARTER SCHOOL	9TH	2	0	0	1	10	13	3	23.08%
2035	MONTEZUMA-CORTEZ RE-1	8133	SOUTHWEST OPEN CHARTER SCHOOL	10TH	12	1	0	3	14	30	16	53.33%
2035	MONTEZUMA-CORTEZ RE-1	8133	SOUTHWEST OPEN CHARTER SCHOOL	11TH	10	1	0	2	24	37	13	35.14%
2035	MONTEZUMA-CORTEZ RE-1	8133	SOUTHWEST OPEN CHARTER SCHOOL	12TH	37	1	0	9	32	79	47	59.49%
2035	MONTEZUMA-CORTEZ RE-1	8133	SOUTHWEST OPEN CHARTER SCHOOL	SCHOOL T	61	3	0	15	80	159	79	49.69%
2035	MONTEZUMA-CORTEZ RE-1		DISTRICT TOTAL		842	20	20	419	1,727	3,028	1,301	42.97%
2055	DOLORES RE-4A	2204	DOLORES ELEMENTARY SCHOOL	HALF DAY	4	1	1	4	35	45	10	22.22%
2055	DOLORES RE-4A	2204	DOLORES ELEMENTARY SCHOOL	1ST	2	0	0	5	36	43	7	16.28%
2055	DOLORES RE-4A	2204	DOLORES ELEMENTARY SCHOOL	2ND	1	2	0	4	38	45	7	15.56%
2055	DOLORES RE-4A	2204	DOLORES ELEMENTARY SCHOOL	3RD	1	0	0	7	36	44	8	18.18%
2055	DOLORES RE-4A	2204	DOLORES ELEMENTARY SCHOOL	4TH	1	1	0	8	51	61	10	16.39%
2055	DOLORES RE-4A	2204	DOLORES ELEMENTARY SCHOOL	5TH	2	1	1	3	43	50	7	14.00%
2055	DOLORES RE-4A	2204	DOLORES ELEMENTARY SCHOOL	SCHOOL T	11	5	2	31	239	288	49	17.01%
2055	DOLORES RE-4A	2206	DOLORES MIDDLE SCHOOL	6TH	5	0	2	4	53	64	11	17.19%
2055	DOLORES RE-4A	2206	DOLORES MIDDLE SCHOOL	7TH	2	1	1	4	66	74	8	10.81%
2055	DOLORES RE-4A	2206	DOLORES MIDDLE SCHOOL	8TH	5	1	0	3	40	49	9	18.37%
2055	DOLORES RE-4A	2206	DOLORES MIDDLE SCHOOL	SCHOOL T	12	2	3	11	159	187	28	14.97%
2055	DOLORES RE-4A	2208	DOLORES HIGH SCHOOL	9TH	3	0	1	5	39	48	9	18.75%
2055	DOLORES RE-4A	2208	DOLORES HIGH SCHOOL	10TH	7	0	0	7	53	67	14	20.90%
2055	DOLORES RE-4A	2208	DOLORES HIGH SCHOOL	11TH	5	1	1	5	32	44	12	27.27%
2055	DOLORES RE-4A	2208	DOLORES HIGH SCHOOL	12TH	0	0	0	5	46	51	5	9.80%
2055	DOLORES RE-4A	2208	DOLORES HIGH SCHOOL	SCHOOL T	15	1	2	22	170	210	40	19.05%
2055	DOLORES RE-4A	8500	TEDDY BEAR PRESCHOOL	PK	3	0	1	4	41	49	8	16.33%
2055	DOLORES RE-4A	8500	TEDDY BEAR PRESCHOOL	SCHOOL T	3	0	1	4	41	49	8	16.33%
2055	DOLORES RE-4A		DISTRICT TOTAL		41	8	8	68	609	734	125	17.03%
2070	MANCOS RE-6	5446	MANCOS ELEMENTARY SCHOOL	PK	1	0	0	3	10	14	4	28.57%
2070	MANCOS RE-6	5446	MANCOS ELEMENTARY SCHOOL	KINDERG/	3	0	1	7	24	35	11	31.43%
2070	MANCOS RE-6	5446	MANCOS ELEMENTARY SCHOOL	1ST	3	0	0	3	15	21	6	28.57%
2070	MANCOS RE-6	5446	MANCOS ELEMENTARY SCHOOL	2ND	3	0	0	3	24	30	6	20.00%
2070	MANCOS RE-6	5446	MANCOS ELEMENTARY SCHOOL	3RD	2	0	1	5	22	30	8	26.67%
2070	MANCOS RE-6	5446	MANCOS ELEMENTARY SCHOOL	4TH	3	0	0	6	21	30	9	30.00%


COLORADO DEPARTMENT OF EDUCATION
FALL 2007 PUPIL MEMBERSHIP BY DISTRICT, SCHOOL, GRADE, RACE/ETHNICITY, AND GENDER

District Code	DISTRICT	School Code	SCHOOL	GRADE	AMERICAN INDIAN OR ALASKAN NATIVE	ASIAN OR PACIFIC ISLANDER	BLACK (NOT HISPANIC)	HISPANIC	WHITE (NOT HISPANIC)	Total	Total	
											Minority	% Minority
2070	MANCOS RE-6	5446	MANCOS ELEMENTARY SCHOOL	5TH	3	0	1	4	23	31	8	25.81%
2070	MANCOS RE-6	5446	MANCOS ELEMENTARY SCHOOL	SCHOOL T	18	0	3	31	139	191	52	27.23%
2070	MANCOS RE-6	5450	MANCOS MIDDLE SCHOOL	6TH	2	1	0	3	24	30	6	20.00%
2070	MANCOS RE-6	5450	MANCOS MIDDLE SCHOOL	7TH	3	0	1	6	23	33	10	30.30%
2070	MANCOS RE-6	5450	MANCOS MIDDLE SCHOOL	8TH	6	0	0	3	21	30	9	30.00%
2070	MANCOS RE-6	5450	MANCOS MIDDLE SCHOOL	SCHOOL T	11	1	1	12	68	93	25	26.88%
2070	MANCOS RE-6	5452	MANCOS HIGH SCHOOL	9TH	2	1	0	7	29	39	10	25.64%
2070	MANCOS RE-6	5452	MANCOS HIGH SCHOOL	10TH	1	0	1	4	28	34	6	17.65%
2070	MANCOS RE-6	5452	MANCOS HIGH SCHOOL	11TH	1	1	0	2	20	24	4	16.67%
2070	MANCOS RE-6	5452	MANCOS HIGH SCHOOL	12TH	1	0	1	4	17	23	6	26.09%
2070	MANCOS RE-6	5452	MANCOS HIGH SCHOOL	SCHOOL T	5	2	2	17	94	120	26	21.67%
2070	MANCOS RE-6		DISTRICT TOTAL		34	3	6	60	301	404	103	25.50%
2180	MONTROSE COUNTY RE-1J	0000	NOT IN A SCHOOL	7TH	0	0	0	0	1	1	0	0.00%
2180	MONTROSE COUNTY RE-1J	0000	NOT IN A SCHOOL	8TH	0	0	0	0	1	1	0	0.00%
2180	MONTROSE COUNTY RE-1J	0000	NOT IN A SCHOOL	9TH	0	0	0	1	0	1	1	100.00%
2180	MONTROSE COUNTY RE-1J	0000	NOT IN A SCHOOL	10TH	0	0	0	0	2	2	0	0.00%
2180	MONTROSE COUNTY RE-1J	0000	NOT IN A SCHOOL	11TH	0	0	0	1	0	1	1	100.00%
2180	MONTROSE COUNTY RE-1J	0000	NOT IN A SCHOOL	SCHOOL T	0	0	0	2	4	6	2	33.33%
2180	MONTROSE COUNTY RE-1J	1392	CENTENNIAL MIDDLE SCHOOL	6TH	1	4	3	71	164	243	79	32.51%
2180	MONTROSE COUNTY RE-1J	1392	CENTENNIAL MIDDLE SCHOOL	7TH	0	2	2	58	136	198	62	31.31%
2180	MONTROSE COUNTY RE-1J	1392	CENTENNIAL MIDDLE SCHOOL	8TH	1	3	1	52	108	165	57	34.55%
2180	MONTROSE COUNTY RE-1J	1392	CENTENNIAL MIDDLE SCHOOL	SCHOOL T	2	9	6	181	408	606	198	32.67%
2180	MONTROSE COUNTY RE-1J	1915	COTTONWOOD ELEMENTARY SCHOOL	HALF DAY	1	1	1	11	66	80	14	17.50%
2180	MONTROSE COUNTY RE-1J	1915	COTTONWOOD ELEMENTARY SCHOOL	1ST	0	1	0	13	74	88	14	15.91%
2180	MONTROSE COUNTY RE-1J	1915	COTTONWOOD ELEMENTARY SCHOOL	2ND	0	3	0	15	76	94	18	19.15%
2180	MONTROSE COUNTY RE-1J	1915	COTTONWOOD ELEMENTARY SCHOOL	3RD	1	2	3	9	62	77	15	19.48%
2180	MONTROSE COUNTY RE-1J	1915	COTTONWOOD ELEMENTARY SCHOOL	4TH	0	3	4	7	76	90	14	15.56%
2180	MONTROSE COUNTY RE-1J	1915	COTTONWOOD ELEMENTARY SCHOOL	5TH	0	1	0	14	61	76	15	19.74%
2180	MONTROSE COUNTY RE-1J	1915	COTTONWOOD ELEMENTARY SCHOOL	SCHOOL T	2	11	8	69	415	505	90	17.82%
2180	MONTROSE COUNTY RE-1J	2942	EARLY CHILDHOOD CENTER	PK	2	1	3	124	121	251	130	51.79%
2180	MONTROSE COUNTY RE-1J	2942	EARLY CHILDHOOD CENTER	SCHOOL T	2	1	3	124	121	251	130	51.79%
2180	MONTROSE COUNTY RE-1J	4458	JOHNSON ELEMENTARY SCHOOL	HALF DAY	0	2	2	42	73	119	46	38.66%
2180	MONTROSE COUNTY RE-1J	4458	JOHNSON ELEMENTARY SCHOOL	1ST	0	1	1	40	62	104	42	40.38%
2180	MONTROSE COUNTY RE-1J	4458	JOHNSON ELEMENTARY SCHOOL	2ND	1	4	1	39	50	95	45	47.37%
2180	MONTROSE COUNTY RE-1J	4458	JOHNSON ELEMENTARY SCHOOL	3RD	0	1	1	25	41	68	27	39.71%
2180	MONTROSE COUNTY RE-1J	4458	JOHNSON ELEMENTARY SCHOOL	4TH	0	2	0	41	55	98	43	43.88%
2180	MONTROSE COUNTY RE-1J	4458	JOHNSON ELEMENTARY SCHOOL	5TH	0	1	0	36	61	98	37	37.76%
2180	MONTROSE COUNTY RE-1J	4458	JOHNSON ELEMENTARY SCHOOL	SCHOOL T	1	11	5	223	342	582	240	41.24%
2180	MONTROSE COUNTY RE-1J	6054	COLUMBINE MIDDLE SCHOOL	6TH	2	1	1	34	121	159	38	23.90%
2180	MONTROSE COUNTY RE-1J	6054	COLUMBINE MIDDLE SCHOOL	7TH	3	3	0	26	114	146	32	21.92%
2180	MONTROSE COUNTY RE-1J	6054	COLUMBINE MIDDLE SCHOOL	8TH	0	3	1	40	148	192	44	22.92%
2180	MONTROSE COUNTY RE-1J	6054	COLUMBINE MIDDLE SCHOOL	SCHOOL T	5	7	2	100	383	497	114	22.94%
2180	MONTROSE COUNTY RE-1J	6058	MONTROSE HIGH SCHOOL	9TH	7	3	6	133	316	465	149	32.04%
2180	MONTROSE COUNTY RE-1J	6058	MONTROSE HIGH SCHOOL	10TH	0	5	3	47	252	307	55	17.92%
2180	MONTROSE COUNTY RE-1J	6058	MONTROSE HIGH SCHOOL	11TH	3	2	2	54	244	305	61	20.00%
2180	MONTROSE COUNTY RE-1J	6058	MONTROSE HIGH SCHOOL	12TH	0	3	3	35	196	237	41	17.30%
2180	MONTROSE COUNTY RE-1J	6058	MONTROSE HIGH SCHOOL	SCHOOL T	10	13	14	269	1,008	1,314	306	23.29%
2180	MONTROSE COUNTY RE-1J	6366	NORTHSIDE ELEMENTARY SCHOOL	HALF DAY	0	0	0	19	24	43	19	44.19%
2180	MONTROSE COUNTY RE-1J	6366	NORTHSIDE ELEMENTARY SCHOOL	KINDERG/	0	1	1	19	7	28	21	75.00%
2180	MONTROSE COUNTY RE-1J	6366	NORTHSIDE ELEMENTARY SCHOOL	1ST	0	0	1	37	38	76	38	50.00%
2180	MONTROSE COUNTY RE-1J	6366	NORTHSIDE ELEMENTARY SCHOOL	2ND	1	0	0	35	22	58	36	62.07%
2180	MONTROSE COUNTY RE-1J	6366	NORTHSIDE ELEMENTARY SCHOOL	3RD	0	1	0	36	37	74	37	50.00%
2180	MONTROSE COUNTY RE-1J	6366	NORTHSIDE ELEMENTARY SCHOOL	4TH	2	0	0	21	36	59	23	38.98%
2180	MONTROSE COUNTY RE-1J	6366	NORTHSIDE ELEMENTARY SCHOOL	5TH	1	1	0	26	37	65	28	43.08%
2180	MONTROSE COUNTY RE-1J	6366	NORTHSIDE ELEMENTARY SCHOOL	SCHOOL T	4	3	2	193	201	403	202	50.12%
2180	MONTROSE COUNTY RE-1J	6466	OAK GROVE ELEMENTARY SCHOOL	HALF DAY	1	1	1	18	44	65	21	32.31%
2180	MONTROSE COUNTY RE-1J	6466	OAK GROVE ELEMENTARY SCHOOL	1ST	0	1	2	29	43	75	32	42.67%
2180	MONTROSE COUNTY RE-1J	6466	OAK GROVE ELEMENTARY SCHOOL	2ND	0	0	1	14	38	53	15	28.30%
2180	MONTROSE COUNTY RE-1J	6466	OAK GROVE ELEMENTARY SCHOOL	3RD	0	0	0	19	38	57	19	33.33%
2180	MONTROSE COUNTY RE-1J	6466	OAK GROVE ELEMENTARY SCHOOL	4TH	0	0	1	18	44	63	19	30.16%
2180	MONTROSE COUNTY RE-1J	6466	OAK GROVE ELEMENTARY SCHOOL	5TH	0	0	1	16	46	63	17	26.98%
2180	MONTROSE COUNTY RE-1J	6466	OAK GROVE ELEMENTARY SCHOOL	SCHOOL T	1	2	6	114	253	376	123	32.71%
2180	MONTROSE COUNTY RE-1J	6486	OLATHE ELEMENTARY SCHOOL	HALF DAY	1	0	2	34	36	73	37	50.68%




COLORADO DEPARTMENT OF EDUCATION
FALL 2007 PUPIL MEMBERSHIP BY DISTRICT, SCHOOL, GRADE, RACE/ETHNICITY, AND GENDER

District Code	DISTRICT	School Code	SCHOOL	GRADE	AMERICAN	ASIAN OR	BLACK (NOT	WHITE (NOT		Total	Total	
					INDIAN OR ALASKAN NATIVE	PACIFIC ISLANDER	HISPANIC)	HISPANIC	HISPANIC)		Minority	% Minority
2180	MONTRÖSE COUNTY RE-1J	6486	OLATHE ELEMENTARY SCHOOL	1ST	2	0	0	46	46	94	48	51.06%
2180	MONTRÖSE COUNTY RE-1J	6486	OLATHE ELEMENTARY SCHOOL	2ND	0	1	0	47	44	92	48	52.17%
2180	MONTRÖSE COUNTY RE-1J	6486	OLATHE ELEMENTARY SCHOOL	3RD	0	1	1	41	56	99	43	43.43%
2180	MONTRÖSE COUNTY RE-1J	6486	OLATHE ELEMENTARY SCHOOL	4TH	1	0	1	42	52	96	44	45.83%
2180	MONTRÖSE COUNTY RE-1J	6486	OLATHE ELEMENTARY SCHOOL	5TH	0	1	1	44	51	97	46	47.42%
2180	MONTRÖSE COUNTY RE-1J	6486	OLATHE ELEMENTARY SCHOOL	SCHOOL T	4	3	5	254	285	551	266	48.28%
2180	MONTRÖSE COUNTY RE-1J	6490	OLATHE MIDDLE SCHOOL	6TH	1	0	0	34	55	90	35	38.89%
2180	MONTRÖSE COUNTY RE-1J	6490	OLATHE MIDDLE SCHOOL	7TH	1	2	1	39	49	92	43	46.74%
2180	MONTRÖSE COUNTY RE-1J	6490	OLATHE MIDDLE SCHOOL	8TH	0	0	0	38	52	90	38	42.22%
2180	MONTRÖSE COUNTY RE-1J	6490	OLATHE MIDDLE SCHOOL	SCHOOL T	2	2	1	111	156	272	116	42.65%
2180	MONTRÖSE COUNTY RE-1J	6494	OLATHE HIGH SCHOOL	9TH	2	1	0	39	43	85	42	49.41%
2180	MONTRÖSE COUNTY RE-1J	6494	OLATHE HIGH SCHOOL	10TH	2	0	1	29	63	95	32	33.68%
2180	MONTRÖSE COUNTY RE-1J	6494	OLATHE HIGH SCHOOL	11TH	0	2	0	33	47	82	35	42.68%
2180	MONTRÖSE COUNTY RE-1J	6494	OLATHE HIGH SCHOOL	12TH	1	4	0	25	57	87	30	34.48%
2180	MONTRÖSE COUNTY RE-1J	6494	OLATHE HIGH SCHOOL	SCHOOL T	5	7	1	126	210	349	139	39.83%
2180	MONTRÖSE COUNTY RE-1J	6807	PASSAGE CHARTER SCHOOL	9TH	0	0	0	4	1	5	4	80.00%
2180	MONTRÖSE COUNTY RE-1J	6807	PASSAGE CHARTER SCHOOL	10TH	0	0	0	5	1	6	5	83.33%
2180	MONTRÖSE COUNTY RE-1J	6807	PASSAGE CHARTER SCHOOL	11TH	0	0	0	2	5	7	2	28.57%
2180	MONTRÖSE COUNTY RE-1J	6807	PASSAGE CHARTER SCHOOL	12TH	0	0	0	2	4	6	2	33.33%
2180	MONTRÖSE COUNTY RE-1J	6807	PASSAGE CHARTER SCHOOL	SCHOOL T	0	0	0	13	11	24	13	54.17%
2180	MONTRÖSE COUNTY RE-1J	7106	POMONA ELEMENTARY SCHOOL	HALF DAY	0	1	1	22	55	79	24	30.38%
2180	MONTRÖSE COUNTY RE-1J	7106	POMONA ELEMENTARY SCHOOL	1ST	1	1	1	21	47	71	24	33.80%
2180	MONTRÖSE COUNTY RE-1J	7106	POMONA ELEMENTARY SCHOOL	2ND	0	1	0	20	54	75	21	28.00%
2180	MONTRÖSE COUNTY RE-1J	7106	POMONA ELEMENTARY SCHOOL	3RD	0	1	0	19	60	80	20	25.00%
2180	MONTRÖSE COUNTY RE-1J	7106	POMONA ELEMENTARY SCHOOL	4TH	0	1	1	19	52	73	21	28.77%
2180	MONTRÖSE COUNTY RE-1J	7106	POMONA ELEMENTARY SCHOOL	5TH	4	0	1	18	66	89	23	25.84%
2180	MONTRÖSE COUNTY RE-1J	7106	POMONA ELEMENTARY SCHOOL	SCHOOL T	5	5	4	119	334	467	133	28.48%
2180	MONTRÖSE COUNTY RE-1J	9149	VISTA CHARTER SCHOOL	9TH	0	0	0	0	1	1	0	0.00%
2180	MONTRÖSE COUNTY RE-1J	9149	VISTA CHARTER SCHOOL	10TH	0	0	1	8	21	30	9	30.00%
2180	MONTRÖSE COUNTY RE-1J	9149	VISTA CHARTER SCHOOL	11TH	0	0	0	14	41	55	14	25.45%
2180	MONTRÖSE COUNTY RE-1J	9149	VISTA CHARTER SCHOOL	12TH	0	0	0	27	58	85	27	31.76%
2180	MONTRÖSE COUNTY RE-1J	9149	VISTA CHARTER SCHOOL	SCHOOL T	0	0	1	49	121	171	50	29.24%
2180	MONTRÖSE COUNTY RE-1J		DISTRICT TOTAL		43	74	58	1,947	4,252	6,374	2,122	33.29%
2190	WEST END RE-2	6196	NATURITA ELEMENTARY SCHOOL	PK	0	0	0	3	32	35	3	8.57%
2190	WEST END RE-2	6196	NATURITA ELEMENTARY SCHOOL	HALF DAY	0	0	1	5	17	23	6	26.09%
2190	WEST END RE-2	6196	NATURITA ELEMENTARY SCHOOL	1ST	0	1	0	2	15	18	3	16.67%
2190	WEST END RE-2	6196	NATURITA ELEMENTARY SCHOOL	2ND	0	0	0	1	15	16	1	6.25%
2190	WEST END RE-2	6196	NATURITA ELEMENTARY SCHOOL	3RD	0	1	0	2	29	32	3	9.38%
2190	WEST END RE-2	6196	NATURITA ELEMENTARY SCHOOL	4TH	0	0	0	1	20	21	1	4.76%
2190	WEST END RE-2	6196	NATURITA ELEMENTARY SCHOOL	5TH	0	0	0	4	18	22	4	18.18%
2190	WEST END RE-2	6196	NATURITA ELEMENTARY SCHOOL	6TH	0	0	0	3	18	21	3	14.29%
2190	WEST END RE-2	6196	NATURITA ELEMENTARY SCHOOL	SCHOOL T	0	2	1	21	164	188	24	12.77%
2190	WEST END RE-2	6436	NUCLA JUNIOR/SENIOR HIGH SCHOOL	7TH	1	0	0	1	25	27	2	7.41%
2190	WEST END RE-2	6436	NUCLA JUNIOR/SENIOR HIGH SCHOOL	8TH	0	0	0	1	13	14	1	7.14%
2190	WEST END RE-2	6436	NUCLA JUNIOR/SENIOR HIGH SCHOOL	9TH	2	0	1	1	20	24	4	16.67%
2190	WEST END RE-2	6436	NUCLA JUNIOR/SENIOR HIGH SCHOOL	10TH	0	1	0	2	17	20	3	15.00%
2190	WEST END RE-2	6436	NUCLA JUNIOR/SENIOR HIGH SCHOOL	11TH	0	1	0	0	13	14	1	7.14%
2190	WEST END RE-2	6436	NUCLA JUNIOR/SENIOR HIGH SCHOOL	12TH	1	0	0	3	10	14	4	28.57%
2190	WEST END RE-2	6436	NUCLA JUNIOR/SENIOR HIGH SCHOOL	SCHOOL T	4	2	1	8	98	113	15	13.27%
2190	WEST END RE-2	6718	PARADOX VALLEY CHARTER SCHOOL	PK	0	0	1	0	4	5	1	20.00%
2190	WEST END RE-2	6718	PARADOX VALLEY CHARTER SCHOOL	KINDERG/	0	0	0	1	0	1	1	100.00%
2190	WEST END RE-2	6718	PARADOX VALLEY CHARTER SCHOOL	1ST	0	0	0	0	2	2	0	0.00%
2190	WEST END RE-2	6718	PARADOX VALLEY CHARTER SCHOOL	2ND	0	0	1	0	2	3	1	33.33%
2190	WEST END RE-2	6718	PARADOX VALLEY CHARTER SCHOOL	3RD	0	0	0	0	5	5	0	0.00%
2190	WEST END RE-2	6718	PARADOX VALLEY CHARTER SCHOOL	4TH	0	0	0	0	4	4	0	0.00%
2190	WEST END RE-2	6718	PARADOX VALLEY CHARTER SCHOOL	5TH	0	0	0	0	5	5	0	0.00%
2190	WEST END RE-2	6718	PARADOX VALLEY CHARTER SCHOOL	6TH	0	0	0	0	3	3	0	0.00%
2190	WEST END RE-2	6718	PARADOX VALLEY CHARTER SCHOOL	7TH	0	0	1	1	2	4	2	50.00%
2190	WEST END RE-2	6718	PARADOX VALLEY CHARTER SCHOOL	8TH	0	0	0	0	2	2	0	0.00%
2190	WEST END RE-2	6718	PARADOX VALLEY CHARTER SCHOOL	SCHOOL T	0	0	3	2	29	34	5	14.71%
2190	WEST END RE-2		DISTRICT TOTAL		4	4	5	31	291	335	44	13.13%
2395	BRUSH RE-2(J)	1094	BRUSH MIDDLE SCHOOL	6TH	0	0	0	62	58	120	62	51.67%
2395	BRUSH RE-2(J)	1094	BRUSH MIDDLE SCHOOL	7TH	0	0	3	48	52	103	51	49.51%




COLORADO DEPARTMENT OF EDUCATION
FALL 2007 PUPIL MEMBERSHIP BY DISTRICT, SCHOOL, GRADE, RACE/ETHNICITY, AND GENDER

District Code	DISTRICT	School Code	SCHOOL	GRADE	AMERICAN INDIAN OR ALASKAN NATIVE	ASIAN OR PACIFIC ISLANDER	BLACK (NOT HISPANIC)	HISPANIC	WHITE (NOT HISPANIC)	Total	Total	
											Minority	% Minority
2395	BRUSH RE-2(J)	1094	BRUSH MIDDLE SCHOOL	8TH	2	1	3	47	57	110	53	48.18%
2395	BRUSH RE-2(J)	1094	BRUSH MIDDLE SCHOOL	SCHOOL T	2	1	6	157	167	333	166	49.85%
2395	BRUSH RE-2(J)	1096	BRUSH HIGH SCHOOL	9TH	1	0	1	57	81	140	59	42.14%
2395	BRUSH RE-2(J)	1096	BRUSH HIGH SCHOOL	10TH	1	0	1	44	63	109	46	42.20%
2395	BRUSH RE-2(J)	1096	BRUSH HIGH SCHOOL	11TH	1	2	0	37	68	108	40	37.04%
2395	BRUSH RE-2(J)	1096	BRUSH HIGH SCHOOL	12TH	1	2	3	47	50	103	53	51.46%
2395	BRUSH RE-2(J)	1096	BRUSH HIGH SCHOOL	SCHOOL T	4	4	5	185	262	460	198	43.04%
2395	BRUSH RE-2(J)	1438	BEAVER VALLEY ELEMENTARY SCHOOL	3RD	1	0	2	48	57	108	51	47.22%
2395	BRUSH RE-2(J)	1438	BEAVER VALLEY ELEMENTARY SCHOOL	4TH	0	0	3	45	54	102	48	47.06%
2395	BRUSH RE-2(J)	1438	BEAVER VALLEY ELEMENTARY SCHOOL	5TH	0	0	1	51	72	124	52	41.94%
2395	BRUSH RE-2(J)	1438	BEAVER VALLEY ELEMENTARY SCHOOL	SCHOOL T	1	0	6	144	183	334	151	45.21%
2395	BRUSH RE-2(J)	8832	THOMSON PRIMARY SCHOOL	PK	0	0	0	18	50	68	18	26.47%
2395	BRUSH RE-2(J)	8832	THOMSON PRIMARY SCHOOL	HALF DAY	0	2	0	47	73	122	49	40.16%
2395	BRUSH RE-2(J)	8832	THOMSON PRIMARY SCHOOL	1ST	1	1	0	46	57	105	48	45.71%
2395	BRUSH RE-2(J)	8832	THOMSON PRIMARY SCHOOL	2ND	0	0	1	61	68	130	62	47.69%
2395	BRUSH RE-2(J)	8832	THOMSON PRIMARY SCHOOL	SCHOOL T	1	3	1	172	248	425	177	41.65%
2395	BRUSH RE-2(J)		DISTRICT TOTAL		8	8	18	658	860	1,552	692	44.59%
2405	FORT MORGAN RE-3	0492	BAKER CENTRAL SCHOOL	5TH	3	0	3	146	86	238	152	63.87%
2405	FORT MORGAN RE-3	0492	BAKER CENTRAL SCHOOL	6TH	1	1	2	111	95	210	115	54.76%
2405	FORT MORGAN RE-3	0492	BAKER CENTRAL SCHOOL	SCHOOL T	4	1	5	257	181	448	267	59.60%
2405	FORT MORGAN RE-3	1850	COLUMBINE ELEMENTARY SCHOOL	1ST	0	0	2	62	40	104	64	61.54%
2405	FORT MORGAN RE-3	1850	COLUMBINE ELEMENTARY SCHOOL	2ND	0	0	0	47	34	81	47	58.02%
2405	FORT MORGAN RE-3	1850	COLUMBINE ELEMENTARY SCHOOL	3RD	0	0	1	52	35	88	53	60.23%
2405	FORT MORGAN RE-3	1850	COLUMBINE ELEMENTARY SCHOOL	4TH	0	0	0	45	36	81	45	55.56%
2405	FORT MORGAN RE-3	1850	COLUMBINE ELEMENTARY SCHOOL	SCHOOL T	0	0	3	206	145	354	209	59.04%
2405	FORT MORGAN RE-3	3074	FORT MORGAN MIDDLE SCHOOL	7TH	0	1	3	127	98	229	131	57.21%
2405	FORT MORGAN RE-3	3074	FORT MORGAN MIDDLE SCHOOL	8TH	0	0	0	136	110	246	136	55.28%
2405	FORT MORGAN RE-3	3074	FORT MORGAN MIDDLE SCHOOL	SCHOOL T	0	1	3	263	208	475	267	56.21%
2405	FORT MORGAN RE-3	3078	FORT MORGAN HIGH SCHOOL	9TH	2	0	4	125	87	218	131	60.09%
2405	FORT MORGAN RE-3	3078	FORT MORGAN HIGH SCHOOL	10TH	2	0	4	118	96	220	124	56.36%
2405	FORT MORGAN RE-3	3078	FORT MORGAN HIGH SCHOOL	11TH	2	3	3	83	93	184	91	49.46%
2405	FORT MORGAN RE-3	3078	FORT MORGAN HIGH SCHOOL	12TH	1	0	2	80	95	178	83	46.63%
2405	FORT MORGAN RE-3	3078	FORT MORGAN HIGH SCHOOL	SCHOOL T	7	3	13	406	371	800	429	53.63%
2405	FORT MORGAN RE-3	3620	GREEN ACRES ELEMENTARY SCHOOL	1ST	0	0	0	36	41	77	36	46.75%
2405	FORT MORGAN RE-3	3620	GREEN ACRES ELEMENTARY SCHOOL	2ND	0	1	2	27	43	73	30	41.10%
2405	FORT MORGAN RE-3	3620	GREEN ACRES ELEMENTARY SCHOOL	3RD	0	1	0	32	40	73	33	45.21%
2405	FORT MORGAN RE-3	3620	GREEN ACRES ELEMENTARY SCHOOL	4TH	1	0	1	35	28	65	37	56.92%
2405	FORT MORGAN RE-3	3620	GREEN ACRES ELEMENTARY SCHOOL	SCHOOL T	1	2	3	130	152	288	136	47.22%
2405	FORT MORGAN RE-3	5180	LINCOLN HIGH SCHOOL	9TH	0	0	0	0	1	1	0	0.00%
2405	FORT MORGAN RE-3	5180	LINCOLN HIGH SCHOOL	10TH	0	0	0	3	2	5	3	60.00%
2405	FORT MORGAN RE-3	5180	LINCOLN HIGH SCHOOL	11TH	0	0	0	6	7	13	6	46.15%
2405	FORT MORGAN RE-3	5180	LINCOLN HIGH SCHOOL	12TH	1	0	0	12	16	29	13	44.83%
2405	FORT MORGAN RE-3	5180	LINCOLN HIGH SCHOOL	SCHOOL T	1	0	0	21	26	48	22	45.83%
2405	FORT MORGAN RE-3	6954	PIONEER ELEMENTARY SCHOOL	1ST	0	1	4	70	23	98	75	76.53%
2405	FORT MORGAN RE-3	6954	PIONEER ELEMENTARY SCHOOL	2ND	0	0	0	53	20	73	53	72.60%
2405	FORT MORGAN RE-3	6954	PIONEER ELEMENTARY SCHOOL	3RD	0	1	1	69	21	92	71	77.17%
2405	FORT MORGAN RE-3	6954	PIONEER ELEMENTARY SCHOOL	4TH	0	0	0	56	22	78	56	71.79%
2405	FORT MORGAN RE-3	6954	PIONEER ELEMENTARY SCHOOL	SCHOOL T	0	2	5	248	86	341	255	74.78%
2405	FORT MORGAN RE-3	7856	SHERMAN EARLY CHILDHOOD CENTER	PK	0	1	1	67	57	126	69	54.76%
2405	FORT MORGAN RE-3	7856	SHERMAN EARLY CHILDHOOD CENTER	KINDERG/	2	0	0	147	88	237	149	62.87%
2405	FORT MORGAN RE-3	7856	SHERMAN EARLY CHILDHOOD CENTER	SCHOOL T	2	1	1	214	145	363	218	60.06%
2405	FORT MORGAN RE-3		DISTRICT TOTAL		15	10	33	1,745	1,314	3,117	1,803	57.84%
2505	WELDON VALLEY RE-20(J)	9352	WELDON VALLEY ELEMENTARY SCHOOL	PK	0	0	0	1	16	17	1	5.88%
2505	WELDON VALLEY RE-20(J)	9352	WELDON VALLEY ELEMENTARY SCHOOL	KINDERG/	0	0	0	2	9	11	2	18.18%
2505	WELDON VALLEY RE-20(J)	9352	WELDON VALLEY ELEMENTARY SCHOOL	1ST	0	0	0	1	16	17	1	5.88%
2505	WELDON VALLEY RE-20(J)	9352	WELDON VALLEY ELEMENTARY SCHOOL	2ND	0	0	0	3	13	16	3	18.75%
2505	WELDON VALLEY RE-20(J)	9352	WELDON VALLEY ELEMENTARY SCHOOL	3RD	0	0	0	1	15	16	1	6.25%
2505	WELDON VALLEY RE-20(J)	9352	WELDON VALLEY ELEMENTARY SCHOOL	4TH	0	0	0	2	18	20	2	10.00%
2505	WELDON VALLEY RE-20(J)	9352	WELDON VALLEY ELEMENTARY SCHOOL	5TH	0	1	0	1	13	15	2	13.33%
2505	WELDON VALLEY RE-20(J)	9352	WELDON VALLEY ELEMENTARY SCHOOL	6TH	0	0	0	2	11	13	2	15.38%
2505	WELDON VALLEY RE-20(J)	9352	WELDON VALLEY ELEMENTARY SCHOOL	SCHOOL T	0	1	0	13	111	125	14	11.20%
2505	WELDON VALLEY RE-20(J)	9356	WELDON VALLEY JUNIOR HIGH SCHOOL	7TH	0	0	0	2	20	22	2	9.09%
2505	WELDON VALLEY RE-20(J)	9356	WELDON VALLEY JUNIOR HIGH SCHOOL	8TH	1	0	0	0	15	16	1	6.25%




COLORADO DEPARTMENT OF EDUCATION
FALL 2007 PUPIL MEMBERSHIP BY DISTRICT, SCHOOL, GRADE, RACE/ETHNICITY, AND GENDER

District Code	DISTRICT	School Code	SCHOOL	GRADE	AMERICAN	ASIAN OR	BLACK (NOT	HISPANIC	WHITE (NOT	Total	Total	
					INDIAN OR ALASKAN NATIVE	PACIFIC ISLANDER	HISPANIC)		HISPANIC)		Minority	% Minority
2505	WELDON VALLEY RE-20(J)	9356	WELDON VALLEY JUNIOR HIGH SCHOOL	SCHOOL T	1	0	0	2	35	38	3	7.89%
2505	WELDON VALLEY RE-20(J)	9360	WELDON VALLEY HIGH SCHOOL	9TH	0	0	0	3	10	13	3	23.08%
2505	WELDON VALLEY RE-20(J)	9360	WELDON VALLEY HIGH SCHOOL	10TH	0	0	0	2	11	13	2	15.38%
2505	WELDON VALLEY RE-20(J)	9360	WELDON VALLEY HIGH SCHOOL	11TH	0	0	0	0	12	12	0	0.00%
2505	WELDON VALLEY RE-20(J)	9360	WELDON VALLEY HIGH SCHOOL	12TH	0	0	0	5	19	24	5	20.83%
2505	WELDON VALLEY RE-20(J)	9360	WELDON VALLEY HIGH SCHOOL	SCHOOL T	0	0	0	10	52	62	10	16.13%
2505	WELDON VALLEY RE-20(J)		DISTRICT TOTAL		1	1	0	25	198	225	27	12.00%
2515	WIGGINS RE-50(J)	9576	WIGGINS ELEMENTARY SCHOOL	PK	1	0	0	17	41	59	18	30.51%
2515	WIGGINS RE-50(J)	9576	WIGGINS ELEMENTARY SCHOOL	KINDERG/	0	0	0	12	26	38	12	31.58%
2515	WIGGINS RE-50(J)	9576	WIGGINS ELEMENTARY SCHOOL	1ST	1	0	0	8	21	30	9	30.00%
2515	WIGGINS RE-50(J)	9576	WIGGINS ELEMENTARY SCHOOL	2ND	1	0	0	8	26	35	9	25.71%
2515	WIGGINS RE-50(J)	9576	WIGGINS ELEMENTARY SCHOOL	3RD	1	2	0	9	27	39	12	30.77%
2515	WIGGINS RE-50(J)	9576	WIGGINS ELEMENTARY SCHOOL	4TH	0	0	0	10	35	45	10	22.22%
2515	WIGGINS RE-50(J)	9576	WIGGINS ELEMENTARY SCHOOL	5TH	0	0	0	4	31	35	4	11.43%
2515	WIGGINS RE-50(J)	9576	WIGGINS ELEMENTARY SCHOOL	SCHOOL T	4	2	0	68	207	281	74	26.33%
2515	WIGGINS RE-50(J)	9582	WIGGINS JUNIOR-SENIOR HIGH SCHOOL	6TH	0	0	0	13	32	45	13	28.89%
2515	WIGGINS RE-50(J)	9582	WIGGINS JUNIOR-SENIOR HIGH SCHOOL	7TH	0	0	0	10	23	33	10	30.30%
2515	WIGGINS RE-50(J)	9582	WIGGINS JUNIOR-SENIOR HIGH SCHOOL	8TH	1	1	0	15	37	54	17	31.48%
2515	WIGGINS RE-50(J)	9582	WIGGINS JUNIOR-SENIOR HIGH SCHOOL	9TH	0	1	0	9	28	38	10	26.32%
2515	WIGGINS RE-50(J)	9582	WIGGINS JUNIOR-SENIOR HIGH SCHOOL	10TH	0	1	0	13	43	57	14	24.56%
2515	WIGGINS RE-50(J)	9582	WIGGINS JUNIOR-SENIOR HIGH SCHOOL	11TH	0	0	0	7	38	45	7	15.56%
2515	WIGGINS RE-50(J)	9582	WIGGINS JUNIOR-SENIOR HIGH SCHOOL	12TH	1	1	0	5	26	33	7	21.21%
2515	WIGGINS RE-50(J)	9582	WIGGINS JUNIOR-SENIOR HIGH SCHOOL	SCHOOL T	2	4	0	72	227	305	78	25.57%
2515	WIGGINS RE-50(J)		DISTRICT TOTAL		6	6	0	140	434	586	152	25.94%
2520	EAST OTERO R-1	4841	LA JUNTA INTERMEDIATE SCHOOL	3RD	2	1	0	61	28	92	64	69.57%
2520	EAST OTERO R-1	4841	LA JUNTA INTERMEDIATE SCHOOL	4TH	2	0	1	52	40	95	55	57.89%
2520	EAST OTERO R-1	4841	LA JUNTA INTERMEDIATE SCHOOL	5TH	4	2	1	53	51	111	60	54.05%
2520	EAST OTERO R-1	4841	LA JUNTA INTERMEDIATE SCHOOL	SCHOOL T	8	3	2	166	119	298	179	60.07%
2520	EAST OTERO R-1	4842	LA JUNTA MIDDLE SCHOOL	6TH	0	5	1	51	32	89	57	64.04%
2520	EAST OTERO R-1	4842	LA JUNTA MIDDLE SCHOOL	7TH	1	0	1	54	52	108	56	51.85%
2520	EAST OTERO R-1	4842	LA JUNTA MIDDLE SCHOOL	8TH	3	1	1	61	43	109	66	60.55%
2520	EAST OTERO R-1	4842	LA JUNTA MIDDLE SCHOOL	SCHOOL T	4	6	3	166	127	306	179	58.50%
2520	EAST OTERO R-1	4843	LA JUNTA PRIMARY SCHOOL	HALF DAY	1	0	4	76	35	116	81	69.83%
2520	EAST OTERO R-1	4843	LA JUNTA PRIMARY SCHOOL	1ST	0	1	2	70	28	101	73	72.28%
2520	EAST OTERO R-1	4843	LA JUNTA PRIMARY SCHOOL	2ND	1	1	1	60	38	101	63	62.38%
2520	EAST OTERO R-1	4843	LA JUNTA PRIMARY SCHOOL	SCHOOL T	2	2	7	206	101	318	217	68.24%
2520	EAST OTERO R-1	4844	LA JUNTA HIGH SCHOOL	9TH	2	0	1	75	39	117	78	66.67%
2520	EAST OTERO R-1	4844	LA JUNTA HIGH SCHOOL	10TH	1	0	0	60	47	108	61	56.48%
2520	EAST OTERO R-1	4844	LA JUNTA HIGH SCHOOL	11TH	0	3	5	43	55	106	51	48.11%
2520	EAST OTERO R-1	4844	LA JUNTA HIGH SCHOOL	12TH	1	0	3	46	56	106	50	47.17%
2520	EAST OTERO R-1	4844	LA JUNTA HIGH SCHOOL	SCHOOL T	4	3	9	224	197	437	240	54.92%
2520	EAST OTERO R-1	8849	TIGER LEARNING CENTER	9TH	0	0	0	1	0	1	1	100.00%
2520	EAST OTERO R-1	8849	TIGER LEARNING CENTER	10TH	0	0	0	2	1	3	2	66.67%
2520	EAST OTERO R-1	8849	TIGER LEARNING CENTER	11TH	1	0	0	7	5	13	8	61.54%
2520	EAST OTERO R-1	8849	TIGER LEARNING CENTER	12TH	0	0	0	6	0	6	6	100.00%
2520	EAST OTERO R-1	8849	TIGER LEARNING CENTER	SCHOOL T	1	0	0	16	6	23	17	73.91%
2520	EAST OTERO R-1		DISTRICT TOTAL		19	14	21	778	550	1,382	832	60.20%
2530	ROCKY FORD R-2	4418	JEFFERSON MIDDLE SCHOOL	6TH	0	0	1	44	12	57	45	78.95%
2530	ROCKY FORD R-2	4418	JEFFERSON MIDDLE SCHOOL	7TH	1	0	0	51	13	65	52	80.00%
2530	ROCKY FORD R-2	4418	JEFFERSON MIDDLE SCHOOL	8TH	0	2	1	52	12	67	55	82.09%
2530	ROCKY FORD R-2	4418	JEFFERSON MIDDLE SCHOOL	SCHOOL T	1	2	2	147	37	189	152	80.42%
2530	ROCKY FORD R-2	5114	LIBERTY ELEMENTARY SCHOOL	3RD	0	0	1	46	15	62	47	75.81%
2530	ROCKY FORD R-2	5114	LIBERTY ELEMENTARY SCHOOL	4TH	1	0	0	37	19	57	38	66.67%
2530	ROCKY FORD R-2	5114	LIBERTY ELEMENTARY SCHOOL	5TH	0	2	0	45	13	60	47	78.33%
2530	ROCKY FORD R-2	5114	LIBERTY ELEMENTARY SCHOOL	SCHOOL T	1	2	1	128	47	179	132	73.74%
2530	ROCKY FORD R-2	7442	ROCKY FORD HIGH SCHOOL	9TH	0	1	0	38	17	56	39	69.64%
2530	ROCKY FORD R-2	7442	ROCKY FORD HIGH SCHOOL	10TH	0	2	1	38	18	59	41	69.49%
2530	ROCKY FORD R-2	7442	ROCKY FORD HIGH SCHOOL	11TH	1	2	0	28	15	46	31	67.39%
2530	ROCKY FORD R-2	7442	ROCKY FORD HIGH SCHOOL	12TH	0	2	0	40	19	61	42	68.85%
2530	ROCKY FORD R-2	7442	ROCKY FORD HIGH SCHOOL	SCHOOL T	1	7	1	144	69	222	153	68.92%
2530	ROCKY FORD R-2	9264	WASHINGTON PRIMARY SCHOOL	PK	0	0	0	34	18	52	34	65.38%
2530	ROCKY FORD R-2	9264	WASHINGTON PRIMARY SCHOOL	KINDERG/	1	0	0	50	16	67	51	76.12%
2530	ROCKY FORD R-2	9264	WASHINGTON PRIMARY SCHOOL	1ST	0	2	1	49	21	73	52	71.23%




COLORADO DEPARTMENT OF EDUCATION
FALL 2007 PUPIL MEMBERSHIP BY DISTRICT, SCHOOL, GRADE, RACE/ETHNICITY, AND GENDER

District Code	DISTRICT	School Code	SCHOOL	GRADE	AMERICAN	ASIAN OR	BLACK (NOT	WHITE (NOT		Total	Total	
					INDIAN OR ALASKAN NATIVE	PACIFIC ISLANDER	HISPANIC)	HISPANIC	HISPANIC)		Minority	% Minority
2530	ROCKY FORD R-2	9264	WASHINGTON PRIMARY SCHOOL	2ND	0	0	0	43	25	68	43	63.24%
2530	ROCKY FORD R-2	9264	WASHINGTON PRIMARY SCHOOL	SCHOOL T	1	2	1	176	80	260	180	69.23%
2530	ROCKY FORD R-2		DISTRICT TOTAL		4	13	5	595	233	850	617	72.59%
2535	MANZANOLA 3J	5498	MANZANOLA ELEMENTARY SCHOOL	KINDERG/	0	0	1	9	0	10	10	100.00%
2535	MANZANOLA 3J	5498	MANZANOLA ELEMENTARY SCHOOL	1ST	0	0	0	8	6	14	8	57.14%
2535	MANZANOLA 3J	5498	MANZANOLA ELEMENTARY SCHOOL	2ND	1	0	0	14	3	18	15	83.33%
2535	MANZANOLA 3J	5498	MANZANOLA ELEMENTARY SCHOOL	3RD	0	0	0	13	6	19	13	68.42%
2535	MANZANOLA 3J	5498	MANZANOLA ELEMENTARY SCHOOL	4TH	0	0	0	9	4	13	9	69.23%
2535	MANZANOLA 3J	5498	MANZANOLA ELEMENTARY SCHOOL	5TH	1	0	0	10	2	13	11	84.62%
2535	MANZANOLA 3J	5498	MANZANOLA ELEMENTARY SCHOOL	6TH	0	0	0	13	8	21	13	61.90%
2535	MANZANOLA 3J	5498	MANZANOLA ELEMENTARY SCHOOL	SCHOOL T	2	0	1	76	29	108	79	73.15%
2535	MANZANOLA 3J	5506	MANZANOLA JUNIOR-SENIOR HIGH SCHOOL	7TH	1	0	0	7	6	14	8	57.14%
2535	MANZANOLA 3J	5506	MANZANOLA JUNIOR-SENIOR HIGH SCHOOL	8TH	0	0	0	16	7	23	16	69.57%
2535	MANZANOLA 3J	5506	MANZANOLA JUNIOR-SENIOR HIGH SCHOOL	9TH	0	0	1	13	10	24	14	58.33%
2535	MANZANOLA 3J	5506	MANZANOLA JUNIOR-SENIOR HIGH SCHOOL	10TH	2	0	0	13	8	23	15	65.22%
2535	MANZANOLA 3J	5506	MANZANOLA JUNIOR-SENIOR HIGH SCHOOL	11TH	0	0	0	10	4	14	10	71.43%
2535	MANZANOLA 3J	5506	MANZANOLA JUNIOR-SENIOR HIGH SCHOOL	12TH	0	0	0	10	3	13	10	76.92%
2535	MANZANOLA 3J	5506	MANZANOLA JUNIOR-SENIOR HIGH SCHOOL	SCHOOL T	3	0	1	69	38	111	73	65.77%
2535	MANZANOLA 3J		DISTRICT TOTAL		5	0	2	145	67	219	152	69.41%
2540	FOWLER R-4J	0056	FOWLER ELEMENTARY SCHOOL	KINDERG/	0	0	0	5	22	27	5	18.52%
2540	FOWLER R-4J	0056	FOWLER ELEMENTARY SCHOOL	1ST	0	0	0	5	24	29	5	17.24%
2540	FOWLER R-4J	0056	FOWLER ELEMENTARY SCHOOL	2ND	0	0	0	5	32	37	5	13.51%
2540	FOWLER R-4J	0056	FOWLER ELEMENTARY SCHOOL	3RD	0	0	0	7	31	38	7	18.42%
2540	FOWLER R-4J	0056	FOWLER ELEMENTARY SCHOOL	4TH	0	0	0	6	18	24	6	25.00%
2540	FOWLER R-4J	0056	FOWLER ELEMENTARY SCHOOL	5TH	0	0	0	4	28	32	4	12.50%
2540	FOWLER R-4J	0056	FOWLER ELEMENTARY SCHOOL	6TH	0	0	0	7	27	34	7	20.59%
2540	FOWLER R-4J	0056	FOWLER ELEMENTARY SCHOOL	SCHOOL T	0	0	0	39	182	221	39	17.65%
2540	FOWLER R-4J	3130	FOWLER JUNIOR HIGH SCHOOL	7TH	0	0	0	4	18	22	4	18.18%
2540	FOWLER R-4J	3130	FOWLER JUNIOR HIGH SCHOOL	8TH	0	0	0	1	34	35	1	2.86%
2540	FOWLER R-4J	3130	FOWLER JUNIOR HIGH SCHOOL	SCHOOL T	0	0	0	5	52	57	5	8.77%
2540	FOWLER R-4J	3134	FOWLER HIGH SCHOOL	9TH	0	0	0	8	25	33	8	24.24%
2540	FOWLER R-4J	3134	FOWLER HIGH SCHOOL	10TH	0	0	0	6	22	28	6	21.43%
2540	FOWLER R-4J	3134	FOWLER HIGH SCHOOL	11TH	0	0	0	4	17	21	4	19.05%
2540	FOWLER R-4J	3134	FOWLER HIGH SCHOOL	12TH	0	0	0	4	24	28	4	14.29%
2540	FOWLER R-4J	3134	FOWLER HIGH SCHOOL	SCHOOL T	0	0	0	22	88	110	22	20.00%
2540	FOWLER R-4J		DISTRICT TOTAL		0	0	0	66	322	388	66	17.01%
2560	CHERAW 31	1538	CHERAW ELEMENTARY SCHOOL	PK	0	0	0	3	7	10	3	30.00%
2560	CHERAW 31	1538	CHERAW ELEMENTARY SCHOOL	KINDERG/	0	0	0	5	7	12	5	41.67%
2560	CHERAW 31	1538	CHERAW ELEMENTARY SCHOOL	1ST	0	0	0	5	9	14	5	35.71%
2560	CHERAW 31	1538	CHERAW ELEMENTARY SCHOOL	2ND	0	0	0	3	9	12	3	25.00%
2560	CHERAW 31	1538	CHERAW ELEMENTARY SCHOOL	3RD	0	0	0	4	8	12	4	33.33%
2560	CHERAW 31	1538	CHERAW ELEMENTARY SCHOOL	4TH	0	0	0	5	16	21	5	23.81%
2560	CHERAW 31	1538	CHERAW ELEMENTARY SCHOOL	5TH	0	0	0	4	16	20	4	20.00%
2560	CHERAW 31	1538	CHERAW ELEMENTARY SCHOOL	SCHOOL T	0	0	0	29	72	101	29	28.71%
2560	CHERAW 31	1546	CHERAW HIGH SCHOOL	9TH	0	0	0	0	10	10	0	0.00%
2560	CHERAW 31	1546	CHERAW HIGH SCHOOL	10TH	0	0	0	3	10	13	3	23.08%
2560	CHERAW 31	1546	CHERAW HIGH SCHOOL	11TH	0	0	0	2	9	11	2	18.18%
2560	CHERAW 31	1546	CHERAW HIGH SCHOOL	12TH	1	0	0	2	15	18	3	16.67%
2560	CHERAW 31	1546	CHERAW HIGH SCHOOL	SCHOOL T	1	0	0	7	44	52	8	15.38%
2560	CHERAW 31	1548	CHERAW MIDDLE SCHOOL	6TH	0	0	0	0	8	8	0	0.00%
2560	CHERAW 31	1548	CHERAW MIDDLE SCHOOL	7TH	0	0	0	5	10	15	5	33.33%
2560	CHERAW 31	1548	CHERAW MIDDLE SCHOOL	8TH	0	0	1	3	17	21	4	19.05%
2560	CHERAW 31	1548	CHERAW MIDDLE SCHOOL	SCHOOL T	0	0	1	8	35	44	9	20.45%
2560	CHERAW 31		DISTRICT TOTAL		1	0	1	44	151	197	46	23.35%
2570	SWINK 33	8452	SWINK ELEMENTARY SCHOOL	HALF DAY	0	0	0	9	15	24	9	37.50%
2570	SWINK 33	8452	SWINK ELEMENTARY SCHOOL	1ST	0	1	0	5	26	32	6	18.75%
2570	SWINK 33	8452	SWINK ELEMENTARY SCHOOL	2ND	0	1	0	9	10	20	10	50.00%
2570	SWINK 33	8452	SWINK ELEMENTARY SCHOOL	3RD	0	1	0	7	25	33	8	24.24%
2570	SWINK 33	8452	SWINK ELEMENTARY SCHOOL	4TH	0	2	0	4	23	29	6	20.69%
2570	SWINK 33	8452	SWINK ELEMENTARY SCHOOL	5TH	0	0	0	11	14	25	11	44.00%
2570	SWINK 33	8452	SWINK ELEMENTARY SCHOOL	6TH	0	1	1	11	22	35	13	37.14%
2570	SWINK 33	8452	SWINK ELEMENTARY SCHOOL	SCHOOL T	0	6	1	56	135	198	63	31.82%
2570	SWINK 33	8456	SWINK JUNIOR-SENIOR HIGH SCHOOL	7TH	0	1	1	7	19	28	9	32.14%



COLORADO DEPARTMENT OF EDUCATION
FALL 2007 PUPIL MEMBERSHIP BY DISTRICT, SCHOOL, GRADE, RACE/ETHNICITY, AND GENDER

District Code	DISTRICT	School Code	SCHOOL	GRADE	AMERICAN INDIAN OR ALASKAN NATIVE	ASIAN OR PACIFIC ISLANDER	BLACK (NOT HISPANIC)	HISPANIC	WHITE (NOT HISPANIC)	Total	Total	
											Minority	% Minority
2570	SWINK 33	8456	SWINK JUNIOR-SENIOR HIGH SCHOOL	8TH	0	0	1	6	29	36	7	19.44%
2570	SWINK 33	8456	SWINK JUNIOR-SENIOR HIGH SCHOOL	9TH	0	0	0	7	25	32	7	21.88%
2570	SWINK 33	8456	SWINK JUNIOR-SENIOR HIGH SCHOOL	10TH	0	0	0	5	25	30	5	16.67%
2570	SWINK 33	8456	SWINK JUNIOR-SENIOR HIGH SCHOOL	11TH	0	0	0	7	19	26	7	26.92%
2570	SWINK 33	8456	SWINK JUNIOR-SENIOR HIGH SCHOOL	12TH	0	0	0	3	16	19	3	15.79%
2570	SWINK 33	8456	SWINK JUNIOR-SENIOR HIGH SCHOOL	SCHOOL T	0	1	2	35	133	171	38	22.22%
2570	SWINK 33		DISTRICT TOTAL		0	7	3	91	268	369	101	27.37%
2580	OURAY R-1	6596	OURAY ELEMENTARY SCHOOL	PK	0	0	1	2	22	25	3	12.00%
2580	OURAY R-1	6596	OURAY ELEMENTARY SCHOOL	KINDERG/	0	1	0	1	11	13	2	15.38%
2580	OURAY R-1	6596	OURAY ELEMENTARY SCHOOL	1ST	1	0	1	1	14	17	3	17.65%
2580	OURAY R-1	6596	OURAY ELEMENTARY SCHOOL	2ND	0	0	1	1	14	16	2	12.50%
2580	OURAY R-1	6596	OURAY ELEMENTARY SCHOOL	3RD	0	1	0	2	19	22	3	13.64%
2580	OURAY R-1	6596	OURAY ELEMENTARY SCHOOL	4TH	0	0	0	1	21	22	1	4.55%
2580	OURAY R-1	6596	OURAY ELEMENTARY SCHOOL	5TH	0	0	0	2	8	10	2	20.00%
2580	OURAY R-1	6596	OURAY ELEMENTARY SCHOOL	6TH	0	0	0	0	17	17	0	0.00%
2580	OURAY R-1	6596	OURAY ELEMENTARY SCHOOL	SCHOOL T	1	2	3	10	126	142	16	11.27%
2580	OURAY R-1	6598	OURAY MIDDLE SCHOOL	7TH	0	0	1	4	8	13	5	38.46%
2580	OURAY R-1	6598	OURAY MIDDLE SCHOOL	8TH	0	0	0	4	20	24	4	16.67%
2580	OURAY R-1	6598	OURAY MIDDLE SCHOOL	SCHOOL T	0	0	1	8	28	37	9	24.32%
2580	OURAY R-1	6600	OURAY SENIOR HIGH SCHOOL	9TH	0	1	1	1	19	22	3	13.64%
2580	OURAY R-1	6600	OURAY SENIOR HIGH SCHOOL	10TH	0	0	1	4	19	24	5	20.83%
2580	OURAY R-1	6600	OURAY SENIOR HIGH SCHOOL	11TH	0	0	0	4	20	24	4	16.67%
2580	OURAY R-1	6600	OURAY SENIOR HIGH SCHOOL	12TH	0	1	0	2	20	23	3	13.04%
2580	OURAY R-1	6600	OURAY SENIOR HIGH SCHOOL	SCHOOL T	0	2	2	11	78	93	15	16.13%
2580	OURAY R-1		DISTRICT TOTAL		1	4	6	29	232	272	40	14.71%
2590	RIDGWAY R-2	0000	NOT IN A SCHOOL	PK	0	0	0	0	1	1	0	0.00%
2590	RIDGWAY R-2	0000	NOT IN A SCHOOL	SCHOOL T	0	0	0	0	1	1	0	0.00%
2590	RIDGWAY R-2	7342	RIDGWAY ELEMENTARY SCHOOL	PK	1	0	0	1	28	30	2	6.67%
2590	RIDGWAY R-2	7342	RIDGWAY ELEMENTARY SCHOOL	KINDERG/	0	1	0	2	19	22	3	13.64%
2590	RIDGWAY R-2	7342	RIDGWAY ELEMENTARY SCHOOL	1ST	0	0	1	2	21	24	3	12.50%
2590	RIDGWAY R-2	7342	RIDGWAY ELEMENTARY SCHOOL	2ND	0	1	0	1	24	26	2	7.69%
2590	RIDGWAY R-2	7342	RIDGWAY ELEMENTARY SCHOOL	3RD	0	0	1	0	21	22	1	4.55%
2590	RIDGWAY R-2	7342	RIDGWAY ELEMENTARY SCHOOL	4TH	0	2	0	2	23	27	4	14.81%
2590	RIDGWAY R-2	7342	RIDGWAY ELEMENTARY SCHOOL	5TH	0	0	0	0	17	17	0	0.00%
2590	RIDGWAY R-2	7342	RIDGWAY ELEMENTARY SCHOOL	SCHOOL T	1	4	2	8	153	168	15	8.93%
2590	RIDGWAY R-2	7344	RIDGWAY MIDDLE SCHOOL	6TH	0	0	0	3	20	23	3	13.04%
2590	RIDGWAY R-2	7344	RIDGWAY MIDDLE SCHOOL	7TH	1	0	0	3	25	29	4	13.79%
2590	RIDGWAY R-2	7344	RIDGWAY MIDDLE SCHOOL	8TH	0	0	0	1	23	24	1	4.17%
2590	RIDGWAY R-2	7344	RIDGWAY MIDDLE SCHOOL	SCHOOL T	1	0	0	7	68	76	8	10.53%
2590	RIDGWAY R-2	7346	RIDGWAY HIGH SCHOOL	9TH	0	1	0	5	27	33	6	18.18%
2590	RIDGWAY R-2	7346	RIDGWAY HIGH SCHOOL	10TH	0	1	0	1	34	36	2	5.56%
2590	RIDGWAY R-2	7346	RIDGWAY HIGH SCHOOL	11TH	0	0	0	1	13	14	1	7.14%
2590	RIDGWAY R-2	7346	RIDGWAY HIGH SCHOOL	12TH	1	1	0	1	18	21	3	14.29%
2590	RIDGWAY R-2	7346	RIDGWAY HIGH SCHOOL	SCHOOL T	1	3	0	8	92	104	12	11.54%
2590	RIDGWAY R-2		DISTRICT TOTAL		3	7	2	23	314	349	35	10.03%
2600	PLATTE CANYON 1	7042	DEER CREEK ELEMENTARY SCHOOL	PK	3	1	3	8	74	89	15	16.85%
2600	PLATTE CANYON 1	7042	DEER CREEK ELEMENTARY SCHOOL	HALF DAY	0	0	0	5	36	41	5	12.20%
2600	PLATTE CANYON 1	7042	DEER CREEK ELEMENTARY SCHOOL	KINDERG/	0	1	1	2	26	30	4	13.33%
2600	PLATTE CANYON 1	7042	DEER CREEK ELEMENTARY SCHOOL	1ST	2	0	1	5	72	80	8	10.00%
2600	PLATTE CANYON 1	7042	DEER CREEK ELEMENTARY SCHOOL	2ND	0	1	0	4	71	76	5	6.58%
2600	PLATTE CANYON 1	7042	DEER CREEK ELEMENTARY SCHOOL	3RD	3	1	2	4	72	82	10	12.20%
2600	PLATTE CANYON 1	7042	DEER CREEK ELEMENTARY SCHOOL	4TH	2	0	0	6	69	77	8	10.39%
2600	PLATTE CANYON 1	7042	DEER CREEK ELEMENTARY SCHOOL	5TH	2	1	2	2	64	71	7	9.86%
2600	PLATTE CANYON 1	7042	DEER CREEK ELEMENTARY SCHOOL	SCHOOL T	12	5	9	36	484	546	62	11.36%
2600	PLATTE CANYON 1	7046	PLATTE CANYON HIGH SCHOOL	9TH	0	2	2	8	133	145	12	8.28%
2600	PLATTE CANYON 1	7046	PLATTE CANYON HIGH SCHOOL	10TH	3	0	0	5	102	110	8	7.27%
2600	PLATTE CANYON 1	7046	PLATTE CANYON HIGH SCHOOL	11TH	4	2	2	4	104	116	12	10.34%
2600	PLATTE CANYON 1	7046	PLATTE CANYON HIGH SCHOOL	12TH	4	4	0	7	74	89	15	16.85%
2600	PLATTE CANYON 1	7046	PLATTE CANYON HIGH SCHOOL	SCHOOL T	11	8	4	24	413	460	47	10.22%
2600	PLATTE CANYON 1	7048	FITZSIMMONS MIDDLE SCHOOL	6TH	4	1	1	3	78	87	9	10.34%
2600	PLATTE CANYON 1	7048	FITZSIMMONS MIDDLE SCHOOL	7TH	1	3	1	6	71	82	11	13.41%
2600	PLATTE CANYON 1	7048	FITZSIMMONS MIDDLE SCHOOL	8TH	3	3	2	8	91	107	16	14.95%
2600	PLATTE CANYON 1	7048	FITZSIMMONS MIDDLE SCHOOL	SCHOOL T	8	7	4	17	240	276	36	13.04%



COLORADO DEPARTMENT OF EDUCATION
FALL 2007 PUPIL MEMBERSHIP BY DISTRICT, SCHOOL, GRADE, RACE/ETHNICITY, AND GENDER

District Code	DISTRICT	School Code	SCHOOL	GRADE	AMERICAN	ASIAN OR	BLACK (NOT	WHITE (NOT		Total	Total	
					INDIAN OR ALASKAN NATIVE	PACIFIC ISLANDER	HISPANIC)	HISPANIC	HISPANIC)		Minority	% Minority
2600	PLATTE CANYON 1		DISTRICT TOTAL		31	20	17	77	1,137	1,282	145	11.31%
2610	PARK COUNTY RE-2	0000	NOT IN A SCHOOL	PK	0	0	0	1	1	2	1	50.00%
2610	PARK COUNTY RE-2	0000	NOT IN A SCHOOL	SCHOOL T	0	0	0	1	1	2	1	50.00%
2610	PARK COUNTY RE-2	3681	GUFFEY CHARTER SCHOOL	PK	0	0	0	0	2	2	0	0.00%
2610	PARK COUNTY RE-2	3681	GUFFEY CHARTER SCHOOL	KINDERG/	0	0	0	0	2	2	0	0.00%
2610	PARK COUNTY RE-2	3681	GUFFEY CHARTER SCHOOL	1ST	0	0	0	0	1	1	0	0.00%
2610	PARK COUNTY RE-2	3681	GUFFEY CHARTER SCHOOL	2ND	0	0	0	0	2	2	0	0.00%
2610	PARK COUNTY RE-2	3681	GUFFEY CHARTER SCHOOL	3RD	0	0	0	0	2	2	0	0.00%
2610	PARK COUNTY RE-2	3681	GUFFEY CHARTER SCHOOL	4TH	0	0	0	0	5	5	0	0.00%
2610	PARK COUNTY RE-2	3681	GUFFEY CHARTER SCHOOL	5TH	0	0	0	0	3	3	0	0.00%
2610	PARK COUNTY RE-2	3681	GUFFEY CHARTER SCHOOL	6TH	0	0	0	0	3	3	0	0.00%
2610	PARK COUNTY RE-2	3681	GUFFEY CHARTER SCHOOL	7TH	0	0	0	0	4	4	0	0.00%
2610	PARK COUNTY RE-2	3681	GUFFEY CHARTER SCHOOL	8TH	0	0	0	0	3	3	0	0.00%
2610	PARK COUNTY RE-2	3681	GUFFEY CHARTER SCHOOL	SCHOOL T	0	0	0	0	27	27	0	0.00%
2610	PARK COUNTY RE-2	4908	LAKE GEORGE CHARTER SCHOOL	PK	0	1	0	1	11	13	2	15.38%
2610	PARK COUNTY RE-2	4908	LAKE GEORGE CHARTER SCHOOL	KINDERG/	0	1	0	0	7	8	1	12.50%
2610	PARK COUNTY RE-2	4908	LAKE GEORGE CHARTER SCHOOL	1ST	0	0	0	0	6	6	0	0.00%
2610	PARK COUNTY RE-2	4908	LAKE GEORGE CHARTER SCHOOL	2ND	0	1	0	1	8	10	2	20.00%
2610	PARK COUNTY RE-2	4908	LAKE GEORGE CHARTER SCHOOL	3RD	0	0	0	0	7	7	0	0.00%
2610	PARK COUNTY RE-2	4908	LAKE GEORGE CHARTER SCHOOL	4TH	0	0	0	0	7	7	0	0.00%
2610	PARK COUNTY RE-2	4908	LAKE GEORGE CHARTER SCHOOL	5TH	0	0	0	0	7	7	0	0.00%
2610	PARK COUNTY RE-2	4908	LAKE GEORGE CHARTER SCHOOL	6TH	0	0	0	0	5	5	0	0.00%
2610	PARK COUNTY RE-2	4908	LAKE GEORGE CHARTER SCHOOL	SCHOOL T	0	3	0	2	58	63	5	7.94%
2610	PARK COUNTY RE-2	7891	SILVERHEELS MIDDLE SCHOOL	6TH	0	0	0	1	33	34	1	2.94%
2610	PARK COUNTY RE-2	7891	SILVERHEELS MIDDLE SCHOOL	7TH	1	1	0	4	42	48	6	12.50%
2610	PARK COUNTY RE-2	7891	SILVERHEELS MIDDLE SCHOOL	8TH	2	0	0	2	28	32	4	12.50%
2610	PARK COUNTY RE-2	7891	SILVERHEELS MIDDLE SCHOOL	SCHOOL T	3	1	0	7	103	114	11	9.65%
2610	PARK COUNTY RE-2	8114	EDITH TETER ELEMENTARY SCHOOL	PK	0	1	1	6	66	74	8	10.81%
2610	PARK COUNTY RE-2	8114	EDITH TETER ELEMENTARY SCHOOL	HALF DAY	0	1	0	3	35	39	4	10.26%
2610	PARK COUNTY RE-2	8114	EDITH TETER ELEMENTARY SCHOOL	1ST	0	0	0	1	37	38	1	2.63%
2610	PARK COUNTY RE-2	8114	EDITH TETER ELEMENTARY SCHOOL	2ND	0	0	0	3	29	32	3	9.38%
2610	PARK COUNTY RE-2	8114	EDITH TETER ELEMENTARY SCHOOL	3RD	0	0	0	3	29	32	3	9.38%
2610	PARK COUNTY RE-2	8114	EDITH TETER ELEMENTARY SCHOOL	4TH	0	0	0	1	27	28	1	3.57%
2610	PARK COUNTY RE-2	8114	EDITH TETER ELEMENTARY SCHOOL	5TH	0	0	1	1	36	38	2	5.26%
2610	PARK COUNTY RE-2	8114	EDITH TETER ELEMENTARY SCHOOL	SCHOOL T	0	2	2	18	259	281	22	7.83%
2610	PARK COUNTY RE-2	8118	SOUTH PARK HIGH SCHOOL	9TH	2	0	0	4	32	38	6	15.79%
2610	PARK COUNTY RE-2	8118	SOUTH PARK HIGH SCHOOL	10TH	0	0	0	3	37	40	3	7.50%
2610	PARK COUNTY RE-2	8118	SOUTH PARK HIGH SCHOOL	11TH	1	0	0	2	27	30	3	10.00%
2610	PARK COUNTY RE-2	8118	SOUTH PARK HIGH SCHOOL	12TH	1	0	0	4	30	35	5	14.29%
2610	PARK COUNTY RE-2	8118	SOUTH PARK HIGH SCHOOL	SCHOOL T	4	0	0	13	126	143	17	11.89%
2610	PARK COUNTY RE-2		DISTRICT TOTAL		7	6	2	41	574	630	56	8.89%
2620	HOLYOKE RE-1J	0000	NOT IN A SCHOOL	PK	0	1	1	15	15	32	17	53.13%
2620	HOLYOKE RE-1J	0000	NOT IN A SCHOOL	SCHOOL T	0	1	1	15	15	32	17	53.13%
2620	HOLYOKE RE-1J	4076	HOLYOKE ELEMENTARY SCHOOL	KINDERG/	0	1	0	20	28	49	21	42.86%
2620	HOLYOKE RE-1J	4076	HOLYOKE ELEMENTARY SCHOOL	1ST	0	0	0	11	21	32	11	34.38%
2620	HOLYOKE RE-1J	4076	HOLYOKE ELEMENTARY SCHOOL	2ND	0	1	0	14	23	38	15	39.47%
2620	HOLYOKE RE-1J	4076	HOLYOKE ELEMENTARY SCHOOL	3RD	0	0	0	22	27	49	22	44.90%
2620	HOLYOKE RE-1J	4076	HOLYOKE ELEMENTARY SCHOOL	4TH	0	1	0	13	28	42	14	33.33%
2620	HOLYOKE RE-1J	4076	HOLYOKE ELEMENTARY SCHOOL	5TH	0	0	0	14	28	42	14	33.33%
2620	HOLYOKE RE-1J	4076	HOLYOKE ELEMENTARY SCHOOL	6TH	0	0	1	14	27	42	15	35.71%
2620	HOLYOKE RE-1J	4076	HOLYOKE ELEMENTARY SCHOOL	SCHOOL T	0	3	1	108	182	294	112	38.10%
2620	HOLYOKE RE-1J	4080	HOLYOKE JUNIOR-SENIOR HIGH SCHOOL	7TH	0	0	0	12	31	43	12	27.91%
2620	HOLYOKE RE-1J	4080	HOLYOKE JUNIOR-SENIOR HIGH SCHOOL	8TH	0	0	1	10	36	47	11	23.40%
2620	HOLYOKE RE-1J	4080	HOLYOKE JUNIOR-SENIOR HIGH SCHOOL	9TH	0	0	1	10	33	44	11	25.00%
2620	HOLYOKE RE-1J	4080	HOLYOKE JUNIOR-SENIOR HIGH SCHOOL	10TH	0	0	0	7	32	39	7	17.95%
2620	HOLYOKE RE-1J	4080	HOLYOKE JUNIOR-SENIOR HIGH SCHOOL	11TH	0	0	0	7	38	45	7	15.56%
2620	HOLYOKE RE-1J	4080	HOLYOKE JUNIOR-SENIOR HIGH SCHOOL	12TH	0	0	1	7	36	44	8	18.18%
2620	HOLYOKE RE-1J	4080	HOLYOKE JUNIOR-SENIOR HIGH SCHOOL	SCHOOL T	0	0	3	53	206	262	56	21.37%
2620	HOLYOKE RE-1J		DISTRICT TOTAL		0	4	5	176	403	588	185	31.46%
2630	HAXTUN RE-2J	3846	HAXTUN ELEMENTARY SCHOOL	PK	1	1	0	3	27	32	5	15.63%
2630	HAXTUN RE-2J	3846	HAXTUN ELEMENTARY SCHOOL	KINDERG/	0	0	1	0	11	12	1	8.33%
2630	HAXTUN RE-2J	3846	HAXTUN ELEMENTARY SCHOOL	1ST	0	0	0	0	19	19	0	0.00%
2630	HAXTUN RE-2J	3846	HAXTUN ELEMENTARY SCHOOL	2ND	0	0	0	3	17	20	3	15.00%




COLORADO DEPARTMENT OF EDUCATION
FALL 2007 PUPIL MEMBERSHIP BY DISTRICT, SCHOOL, GRADE, RACE/ETHNICITY, AND GENDER

District Code	DISTRICT	School Code	SCHOOL	GRADE	AMERICAN INDIAN OR ALASKAN NATIVE	ASIAN OR PACIFIC ISLANDER	BLACK (NOT HISPANIC)	HISPANIC	WHITE (NOT HISPANIC)	Total	Total Minority	% Minority
2630	HAXTUN RE-2J	3846	HAXTUN ELEMENTARY SCHOOL	3RD	0	0	1	1	15	17	2	11.76%
2630	HAXTUN RE-2J	3846	HAXTUN ELEMENTARY SCHOOL	4TH	0	1	1	1	20	23	3	13.04%
2630	HAXTUN RE-2J	3846	HAXTUN ELEMENTARY SCHOOL	5TH	0	0	0	1	24	25	1	4.00%
2630	HAXTUN RE-2J	3846	HAXTUN ELEMENTARY SCHOOL	6TH	1	1	2	1	23	28	5	17.86%
2630	HAXTUN RE-2J	3846	HAXTUN ELEMENTARY SCHOOL	7TH	0	1	0	0	19	20	1	5.00%
2630	HAXTUN RE-2J	3846	HAXTUN ELEMENTARY SCHOOL	8TH	0	0	0	1	21	22	1	4.55%
2630	HAXTUN RE-2J	3846	HAXTUN ELEMENTARY SCHOOL	SCHOOL T	2	4	5	11	196	218	22	10.09%
2630	HAXTUN RE-2J	3850	HAXTUN HIGH SCHOOL	9TH	1	0	0	2	18	21	3	14.29%
2630	HAXTUN RE-2J	3850	HAXTUN HIGH SCHOOL	10TH	0	0	0	1	23	24	1	4.17%
2630	HAXTUN RE-2J	3850	HAXTUN HIGH SCHOOL	11TH	0	0	1	1	22	24	2	8.33%
2630	HAXTUN RE-2J	3850	HAXTUN HIGH SCHOOL	12TH	0	1	0	1	24	26	2	7.69%
2630	HAXTUN RE-2J	3850	HAXTUN HIGH SCHOOL	SCHOOL T	1	1	1	5	87	95	8	8.42%
2630	HAXTUN RE-2J		DISTRICT TOTAL		3	5	6	16	283	313	30	9.58%
2640	ASPEN 1	0042	ASPEN COMMUNITY CHARTER SCHOOL	KINDERG/	0	0	0	0	14	14	0	0.00%
2640	ASPEN 1	0042	ASPEN COMMUNITY CHARTER SCHOOL	1ST	0	0	0	0	14	14	0	0.00%
2640	ASPEN 1	0042	ASPEN COMMUNITY CHARTER SCHOOL	2ND	0	0	0	1	13	14	1	7.14%
2640	ASPEN 1	0042	ASPEN COMMUNITY CHARTER SCHOOL	3RD	0	0	0	0	11	11	0	0.00%
2640	ASPEN 1	0042	ASPEN COMMUNITY CHARTER SCHOOL	4TH	0	1	0	1	13	15	2	13.33%
2640	ASPEN 1	0042	ASPEN COMMUNITY CHARTER SCHOOL	5TH	0	0	0	0	13	13	0	0.00%
2640	ASPEN 1	0042	ASPEN COMMUNITY CHARTER SCHOOL	6TH	0	0	0	0	17	17	0	0.00%
2640	ASPEN 1	0042	ASPEN COMMUNITY CHARTER SCHOOL	7TH	0	0	0	3	11	14	3	21.43%
2640	ASPEN 1	0042	ASPEN COMMUNITY CHARTER SCHOOL	8TH	0	0	0	0	9	9	0	0.00%
2640	ASPEN 1	0042	ASPEN COMMUNITY CHARTER SCHOOL	SCHOOL T	0	1	0	5	115	121	6	4.96%
2640	ASPEN 1	0428	ASPEN ELEMENTARY SCHOOL	KINDERG/	1	4	1	16	84	106	22	20.75%
2640	ASPEN 1	0428	ASPEN ELEMENTARY SCHOOL	1ST	0	0	2	11	87	100	13	13.00%
2640	ASPEN 1	0428	ASPEN ELEMENTARY SCHOOL	2ND	0	2	0	9	83	94	11	11.70%
2640	ASPEN 1	0428	ASPEN ELEMENTARY SCHOOL	3RD	0	5	0	14	85	104	19	18.27%
2640	ASPEN 1	0428	ASPEN ELEMENTARY SCHOOL	4TH	0	0	0	19	85	104	19	18.27%
2640	ASPEN 1	0428	ASPEN ELEMENTARY SCHOOL	SCHOOL T	1	11	3	69	424	508	84	16.54%
2640	ASPEN 1	0430	ASPEN MIDDLE SCHOOL	5TH	0	0	0	14	90	104	14	13.46%
2640	ASPEN 1	0430	ASPEN MIDDLE SCHOOL	6TH	1	4	0	17	99	121	22	18.18%
2640	ASPEN 1	0430	ASPEN MIDDLE SCHOOL	7TH	1	3	0	14	73	91	18	19.78%
2640	ASPEN 1	0430	ASPEN MIDDLE SCHOOL	8TH	1	3	3	15	109	131	22	16.79%
2640	ASPEN 1	0430	ASPEN MIDDLE SCHOOL	SCHOOL T	3	10	3	60	371	447	76	17.00%
2640	ASPEN 1	0432	ASPEN HIGH SCHOOL	9TH	0	0	0	13	116	129	13	10.08%
2640	ASPEN 1	0432	ASPEN HIGH SCHOOL	10TH	0	6	0	9	129	144	15	10.42%
2640	ASPEN 1	0432	ASPEN HIGH SCHOOL	11TH	0	2	1	15	96	114	18	15.79%
2640	ASPEN 1	0432	ASPEN HIGH SCHOOL	12TH	0	2	0	11	119	132	13	9.85%
2640	ASPEN 1	0432	ASPEN HIGH SCHOOL	SCHOOL T	0	10	1	48	460	519	59	11.37%
2640	ASPEN 1	0447	ASPEN PRE-SCHOOL	PK	0	0	2	14	22	38	16	42.11%
2640	ASPEN 1	0447	ASPEN PRE-SCHOOL	SCHOOL T	0	0	2	14	22	38	16	42.11%
2640	ASPEN 1		DISTRICT TOTAL		4	32	9	196	1,392	1,633	241	14.76%
2650	GRANADA RE-1	3542	GRANADA ELEMENTARY SCHOOL	PK	0	0	0	11	3	14	11	78.57%
2650	GRANADA RE-1	3542	GRANADA ELEMENTARY SCHOOL	KINDERG/	0	0	0	6	5	11	6	54.55%
2650	GRANADA RE-1	3542	GRANADA ELEMENTARY SCHOOL	1ST	0	0	0	16	6	22	16	72.73%
2650	GRANADA RE-1	3542	GRANADA ELEMENTARY SCHOOL	2ND	0	0	0	10	8	18	10	55.56%
2650	GRANADA RE-1	3542	GRANADA ELEMENTARY SCHOOL	3RD	0	0	0	17	6	23	17	73.91%
2650	GRANADA RE-1	3542	GRANADA ELEMENTARY SCHOOL	4TH	0	0	0	9	3	12	9	75.00%
2650	GRANADA RE-1	3542	GRANADA ELEMENTARY SCHOOL	5TH	0	0	1	16	3	20	17	85.00%
2650	GRANADA RE-1	3542	GRANADA ELEMENTARY SCHOOL	6TH	0	0	0	9	6	15	9	60.00%
2650	GRANADA RE-1	3542	GRANADA ELEMENTARY SCHOOL	SCHOOL T	0	0	1	94	40	135	95	70.37%
2650	GRANADA RE-1	3546	GRANADA UNDIVIDED HIGH SCHOOL	7TH	0	0	1	20	12	33	21	63.64%
2650	GRANADA RE-1	3546	GRANADA UNDIVIDED HIGH SCHOOL	8TH	0	0	0	11	4	15	11	73.33%
2650	GRANADA RE-1	3546	GRANADA UNDIVIDED HIGH SCHOOL	9TH	0	0	0	16	4	20	16	80.00%
2650	GRANADA RE-1	3546	GRANADA UNDIVIDED HIGH SCHOOL	10TH	0	0	0	13	4	17	13	76.47%
2650	GRANADA RE-1	3546	GRANADA UNDIVIDED HIGH SCHOOL	11TH	0	0	0	15	8	23	15	65.22%
2650	GRANADA RE-1	3546	GRANADA UNDIVIDED HIGH SCHOOL	12TH	0	0	0	13	5	18	13	72.22%
2650	GRANADA RE-1	3546	GRANADA UNDIVIDED HIGH SCHOOL	SCHOOL T	0	0	1	88	37	126	89	70.63%
2650	GRANADA RE-1		DISTRICT TOTAL		0	0	2	182	77	261	184	70.50%
2660	LAMAR RE-2	0200	ALTA VISTA CHARTER SCHOOL	KINDERG/	0	1	0	1	9	11	2	18.18%
2660	LAMAR RE-2	0200	ALTA VISTA CHARTER SCHOOL	1ST	0	0	0	2	11	13	2	15.38%
2660	LAMAR RE-2	0200	ALTA VISTA CHARTER SCHOOL	2ND	0	1	0	4	11	16	5	31.25%
2660	LAMAR RE-2	0200	ALTA VISTA CHARTER SCHOOL	3RD	0	0	0	2	12	14	2	14.29%



COLORADO DEPARTMENT OF EDUCATION
FALL 2007 PUPIL MEMBERSHIP BY DISTRICT, SCHOOL, GRADE, RACE/ETHNICITY, AND GENDER

District Code	DISTRICT	School Code	SCHOOL	GRADE	AMERICAN INDIAN OR ALASKAN NATIVE	ASIAN OR PACIFIC ISLANDER	BLACK (NOT HISPANIC)	HISPANIC	WHITE (NOT HISPANIC)	Total	Total	
											Minority	% Minority
2660	LAMAR RE-2	0200	ALTA VISTA CHARTER SCHOOL	4TH	0	0	0	0	11	11	0	0.00%
2660	LAMAR RE-2	0200	ALTA VISTA CHARTER SCHOOL	5TH	0	0	0	2	12	14	2	14.29%
2660	LAMAR RE-2	0200	ALTA VISTA CHARTER SCHOOL	6TH	0	0	1	2	2	5	3	60.00%
2660	LAMAR RE-2	0200	ALTA VISTA CHARTER SCHOOL	SCHOOL T	0	2	1	13	68	84	16	19.05%
2660	LAMAR RE-2	4956	LAMAR MIDDLE SCHOOL	7TH	0	1	0	74	56	131	75	57.25%
2660	LAMAR RE-2	4956	LAMAR MIDDLE SCHOOL	8TH	0	1	2	67	57	127	70	55.12%
2660	LAMAR RE-2	4956	LAMAR MIDDLE SCHOOL	SCHOOL T	0	2	2	141	113	258	145	56.20%
2660	LAMAR RE-2	4960	LAMAR HIGH SCHOOL	9TH	0	1	1	58	52	112	60	53.57%
2660	LAMAR RE-2	4960	LAMAR HIGH SCHOOL	10TH	1	1	0	58	51	111	60	54.05%
2660	LAMAR RE-2	4960	LAMAR HIGH SCHOOL	11TH	1	0	0	42	61	104	43	41.35%
2660	LAMAR RE-2	4960	LAMAR HIGH SCHOOL	12TH	1	1	2	38	50	92	42	45.65%
2660	LAMAR RE-2	4960	LAMAR HIGH SCHOOL	SCHOOL T	3	3	3	196	214	419	205	48.93%
2660	LAMAR RE-2	5190	LINCOLN ELEMENTARY SCHOOL	KINDERG/	0	0	0	18	5	23	18	78.26%
2660	LAMAR RE-2	5190	LINCOLN ELEMENTARY SCHOOL	1ST	0	0	0	18	4	22	18	81.82%
2660	LAMAR RE-2	5190	LINCOLN ELEMENTARY SCHOOL	2ND	0	0	0	20	8	28	20	71.43%
2660	LAMAR RE-2	5190	LINCOLN ELEMENTARY SCHOOL	3RD	0	0	0	17	1	18	17	94.44%
2660	LAMAR RE-2	5190	LINCOLN ELEMENTARY SCHOOL	4TH	0	0	0	25	6	31	25	80.65%
2660	LAMAR RE-2	5190	LINCOLN ELEMENTARY SCHOOL	5TH	0	0	0	13	4	17	13	76.47%
2660	LAMAR RE-2	5190	LINCOLN ELEMENTARY SCHOOL	6TH	1	0	0	14	5	20	15	75.00%
2660	LAMAR RE-2	5190	LINCOLN ELEMENTARY SCHOOL	SCHOOL T	1	0	0	125	33	159	126	79.25%
2660	LAMAR RE-2	5777	MELVIN HENDRICKSON DEVELOPMENT CENTER	PK	1	3	2	54	61	121	60	49.59%
2660	LAMAR RE-2	5777	MELVIN HENDRICKSON DEVELOPMENT CENTER	SCHOOL T	1	3	2	54	61	121	60	49.59%
2660	LAMAR RE-2	6794	PARKVIEW ELEMENTARY SCHOOL	KINDERG/	1	0	0	20	20	41	21	51.22%
2660	LAMAR RE-2	6794	PARKVIEW ELEMENTARY SCHOOL	1ST	1	0	0	23	16	40	24	60.00%
2660	LAMAR RE-2	6794	PARKVIEW ELEMENTARY SCHOOL	2ND	1	0	1	14	22	38	16	42.11%
2660	LAMAR RE-2	6794	PARKVIEW ELEMENTARY SCHOOL	3RD	0	0	1	20	17	38	21	55.26%
2660	LAMAR RE-2	6794	PARKVIEW ELEMENTARY SCHOOL	4TH	1	1	0	17	22	41	19	46.34%
2660	LAMAR RE-2	6794	PARKVIEW ELEMENTARY SCHOOL	5TH	0	1	3	18	21	43	22	51.16%
2660	LAMAR RE-2	6794	PARKVIEW ELEMENTARY SCHOOL	6TH	0	0	0	25	23	48	25	52.08%
2660	LAMAR RE-2	6794	PARKVIEW ELEMENTARY SCHOOL	SCHOOL T	4	2	5	137	141	289	148	51.21%
2660	LAMAR RE-2	9268	WASHINGTON ELEMENTARY SCHOOL	KINDERG/	0	0	1	25	31	57	26	45.61%
2660	LAMAR RE-2	9268	WASHINGTON ELEMENTARY SCHOOL	1ST	1	0	1	31	21	54	33	61.11%
2660	LAMAR RE-2	9268	WASHINGTON ELEMENTARY SCHOOL	2ND	1	0	0	23	29	53	24	45.28%
2660	LAMAR RE-2	9268	WASHINGTON ELEMENTARY SCHOOL	3RD	0	0	0	25	25	50	25	50.00%
2660	LAMAR RE-2	9268	WASHINGTON ELEMENTARY SCHOOL	4TH	0	0	0	25	19	44	25	56.82%
2660	LAMAR RE-2	9268	WASHINGTON ELEMENTARY SCHOOL	5TH	0	0	0	22	26	48	22	45.83%
2660	LAMAR RE-2	9268	WASHINGTON ELEMENTARY SCHOOL	6TH	0	1	0	16	23	40	17	42.50%
2660	LAMAR RE-2	9268	WASHINGTON ELEMENTARY SCHOOL	SCHOOL T	2	1	2	167	174	346	172	49.71%
2660	LAMAR RE-2		DISTRICT TOTAL		11	13	15	833	804	1,676	872	52.03%
2670	HOLLY RE-3	4058	HOLLY JUNIOR-SENIOR HIGH SCHOOL	7TH	0	0	0	6	14	20	6	30.00%
2670	HOLLY RE-3	4058	HOLLY JUNIOR-SENIOR HIGH SCHOOL	8TH	0	0	0	7	16	23	7	30.43%
2670	HOLLY RE-3	4058	HOLLY JUNIOR-SENIOR HIGH SCHOOL	9TH	0	0	0	14	16	30	14	46.67%
2670	HOLLY RE-3	4058	HOLLY JUNIOR-SENIOR HIGH SCHOOL	10TH	0	0	0	3	12	15	3	20.00%
2670	HOLLY RE-3	4058	HOLLY JUNIOR-SENIOR HIGH SCHOOL	11TH	0	0	0	4	15	19	4	21.05%
2670	HOLLY RE-3	4058	HOLLY JUNIOR-SENIOR HIGH SCHOOL	12TH	0	0	0	5	14	19	5	26.32%
2670	HOLLY RE-3	4058	HOLLY JUNIOR-SENIOR HIGH SCHOOL	SCHOOL T	0	0	0	39	87	126	39	30.95%
2670	HOLLY RE-3	7794	SHANNER ELEMENTARY SCHOOL	PK	0	0	0	15	12	27	15	55.56%
2670	HOLLY RE-3	7794	SHANNER ELEMENTARY SCHOOL	KINDERG/	0	0	0	9	6	15	9	60.00%
2670	HOLLY RE-3	7794	SHANNER ELEMENTARY SCHOOL	1ST	0	0	0	8	16	24	8	33.33%
2670	HOLLY RE-3	7794	SHANNER ELEMENTARY SCHOOL	2ND	1	0	0	13	7	21	14	66.67%
2670	HOLLY RE-3	7794	SHANNER ELEMENTARY SCHOOL	3RD	0	0	0	10	15	25	10	40.00%
2670	HOLLY RE-3	7794	SHANNER ELEMENTARY SCHOOL	4TH	1	0	0	5	10	16	6	37.50%
2670	HOLLY RE-3	7794	SHANNER ELEMENTARY SCHOOL	5TH	1	0	0	12	11	24	13	54.17%
2670	HOLLY RE-3	7794	SHANNER ELEMENTARY SCHOOL	6TH	0	0	0	14	12	26	14	53.85%
2670	HOLLY RE-3	7794	SHANNER ELEMENTARY SCHOOL	SCHOOL T	3	0	0	86	89	178	89	50.00%
2670	HOLLY RE-3		DISTRICT TOTAL		3	0	0	125	176	304	128	42.11%
2680	WILEY RE-13 JT	9604	WILEY ELEMENTARY SCHOOL	PK	2	0	0	5	18	25	7	28.00%
2680	WILEY RE-13 JT	9604	WILEY ELEMENTARY SCHOOL	KINDERG/	1	0	0	3	7	11	4	36.36%
2680	WILEY RE-13 JT	9604	WILEY ELEMENTARY SCHOOL	1ST	0	0	0	7	13	20	7	35.00%
2680	WILEY RE-13 JT	9604	WILEY ELEMENTARY SCHOOL	2ND	0	0	0	4	17	21	4	19.05%
2680	WILEY RE-13 JT	9604	WILEY ELEMENTARY SCHOOL	3RD	0	0	0	3	10	13	3	23.08%
2680	WILEY RE-13 JT	9604	WILEY ELEMENTARY SCHOOL	4TH	1	0	0	7	14	22	8	36.36%
2680	WILEY RE-13 JT	9604	WILEY ELEMENTARY SCHOOL	5TH	0	0	0	5	16	21	5	23.81%



COLORADO DEPARTMENT OF EDUCATION
FALL 2007 PUPIL MEMBERSHIP BY DISTRICT, SCHOOL, GRADE, RACE/ETHNICITY, AND GENDER

District Code	DISTRICT	School Code	SCHOOL	GRADE	AMERICAN	ASIAN OR	BLACK (NOT	WHITE (NOT		Total	Total	
					INDIAN OR ALASKAN NATIVE	PACIFIC ISLANDER	HISPANIC)	HISPANIC	HISPANIC)		Minority	% Minority
2680	WILEY RE-13 JT	9604	WILEY ELEMENTARY SCHOOL	6TH	0	0	0	4	16	20	4	20.00%
2680	WILEY RE-13 JT	9604	WILEY ELEMENTARY SCHOOL	SCHOOL T	4	0	0	38	111	153	42	27.45%
2680	WILEY RE-13 JT	9608	WILEY JUNIOR-SENIOR HIGH SCHOOL	7TH	0	0	0	7	22	29	7	24.14%
2680	WILEY RE-13 JT	9608	WILEY JUNIOR-SENIOR HIGH SCHOOL	8TH	0	0	0	11	12	23	11	47.83%
2680	WILEY RE-13 JT	9608	WILEY JUNIOR-SENIOR HIGH SCHOOL	9TH	1	0	0	3	15	19	4	21.05%
2680	WILEY RE-13 JT	9608	WILEY JUNIOR-SENIOR HIGH SCHOOL	10TH	0	0	0	3	10	13	3	23.08%
2680	WILEY RE-13 JT	9608	WILEY JUNIOR-SENIOR HIGH SCHOOL	11TH	0	0	0	5	25	30	5	16.67%
2680	WILEY RE-13 JT	9608	WILEY JUNIOR-SENIOR HIGH SCHOOL	12TH	0	0	0	3	14	17	3	17.65%
2680	WILEY RE-13 JT	9608	WILEY JUNIOR-SENIOR HIGH SCHOOL	SCHOOL T	1	0	0	32	98	131	33	25.19%
2680	WILEY RE-13 JT		DISTRICT TOTAL		5	0	0	70	209	284	75	26.41%
2690	PUEBLO CITY 60	0000	NOT IN A SCHOOL	9TH	0	0	0	1	0	1	1	100.00%
2690	PUEBLO CITY 60	0000	NOT IN A SCHOOL	SCHOOL T	0	0	0	1	0	1	1	100.00%
2690	PUEBLO CITY 60	0738	BELMONT ELEMENTARY SCHOOL	PK	0	1	2	35	23	61	38	62.30%
2690	PUEBLO CITY 60	0738	BELMONT ELEMENTARY SCHOOL	HALF DAY	0	0	0	36	33	69	36	52.17%
2690	PUEBLO CITY 60	0738	BELMONT ELEMENTARY SCHOOL	1ST	1	3	3	42	28	77	49	63.64%
2690	PUEBLO CITY 60	0738	BELMONT ELEMENTARY SCHOOL	2ND	0	1	2	42	30	75	45	60.00%
2690	PUEBLO CITY 60	0738	BELMONT ELEMENTARY SCHOOL	3RD	0	3	4	41	33	81	48	59.26%
2690	PUEBLO CITY 60	0738	BELMONT ELEMENTARY SCHOOL	4TH	1	2	0	31	32	66	34	51.52%
2690	PUEBLO CITY 60	0738	BELMONT ELEMENTARY SCHOOL	5TH	1	1	0	33	22	57	35	61.40%
2690	PUEBLO CITY 60	0738	BELMONT ELEMENTARY SCHOOL	SCHOOL T	3	11	11	260	201	486	285	58.64%
2690	PUEBLO CITY 60	0756	BENJAMIN FRANKLIN ELEMENTARY SCHOOL	PK	2	0	0	19	8	29	21	72.41%
2690	PUEBLO CITY 60	0756	BENJAMIN FRANKLIN ELEMENTARY SCHOOL	HALF DAY	2	1	3	45	20	71	51	71.83%
2690	PUEBLO CITY 60	0756	BENJAMIN FRANKLIN ELEMENTARY SCHOOL	1ST	2	1	3	52	19	77	58	75.32%
2690	PUEBLO CITY 60	0756	BENJAMIN FRANKLIN ELEMENTARY SCHOOL	2ND	0	3	2	58	12	75	63	84.00%
2690	PUEBLO CITY 60	0756	BENJAMIN FRANKLIN ELEMENTARY SCHOOL	3RD	0	2	2	47	17	68	51	75.00%
2690	PUEBLO CITY 60	0756	BENJAMIN FRANKLIN ELEMENTARY SCHOOL	4TH	1	0	0	54	22	77	55	71.43%
2690	PUEBLO CITY 60	0756	BENJAMIN FRANKLIN ELEMENTARY SCHOOL	5TH	2	0	1	47	19	69	50	72.46%
2690	PUEBLO CITY 60	0756	BENJAMIN FRANKLIN ELEMENTARY SCHOOL	SCHOOL T	9	7	11	322	117	466	349	74.89%
2690	PUEBLO CITY 60	0822	BESSEMER ELEMENTARY SCHOOL	PK	0	0	2	24	5	31	26	83.87%
2690	PUEBLO CITY 60	0822	BESSEMER ELEMENTARY SCHOOL	KINDERG/	1	0	2	47	3	53	50	94.34%
2690	PUEBLO CITY 60	0822	BESSEMER ELEMENTARY SCHOOL	1ST	1	0	2	53	10	66	56	84.85%
2690	PUEBLO CITY 60	0822	BESSEMER ELEMENTARY SCHOOL	2ND	1	0	2	50	8	61	53	86.89%
2690	PUEBLO CITY 60	0822	BESSEMER ELEMENTARY SCHOOL	3RD	3	0	5	50	11	69	58	84.06%
2690	PUEBLO CITY 60	0822	BESSEMER ELEMENTARY SCHOOL	4TH	1	0	1	43	6	51	45	88.24%
2690	PUEBLO CITY 60	0822	BESSEMER ELEMENTARY SCHOOL	5TH	2	0	4	33	8	47	39	82.98%
2690	PUEBLO CITY 60	0822	BESSEMER ELEMENTARY SCHOOL	6TH	1	0	0	37	5	43	38	88.37%
2690	PUEBLO CITY 60	0822	BESSEMER ELEMENTARY SCHOOL	7TH	1	0	2	20	4	27	23	85.19%
2690	PUEBLO CITY 60	0822	BESSEMER ELEMENTARY SCHOOL	8TH	2	0	1	21	1	25	24	96.00%
2690	PUEBLO CITY 60	0822	BESSEMER ELEMENTARY SCHOOL	SCHOOL T	13	0	21	378	61	473	412	87.10%
2690	PUEBLO CITY 60	0860	BEULAH HEIGHTS ELEMENTARY SCHOOL	PK	1	1	0	25	8	35	27	77.14%
2690	PUEBLO CITY 60	0860	BEULAH HEIGHTS ELEMENTARY SCHOOL	KINDERG/	1	1	2	29	14	47	33	70.21%
2690	PUEBLO CITY 60	0860	BEULAH HEIGHTS ELEMENTARY SCHOOL	1ST	0	0	1	38	8	47	39	82.98%
2690	PUEBLO CITY 60	0860	BEULAH HEIGHTS ELEMENTARY SCHOOL	2ND	0	0	0	29	14	43	29	67.44%
2690	PUEBLO CITY 60	0860	BEULAH HEIGHTS ELEMENTARY SCHOOL	3RD	0	1	1	31	16	49	33	67.35%
2690	PUEBLO CITY 60	0860	BEULAH HEIGHTS ELEMENTARY SCHOOL	4TH	0	0	1	26	18	45	27	60.00%
2690	PUEBLO CITY 60	0860	BEULAH HEIGHTS ELEMENTARY SCHOOL	5TH	0	0	2	25	12	39	27	69.23%
2690	PUEBLO CITY 60	0860	BEULAH HEIGHTS ELEMENTARY SCHOOL	SCHOOL T	2	3	7	203	90	305	215	70.49%
2690	PUEBLO CITY 60	0954	BRADFORD ELEMENTARY SCHOOL	PK	0	0	4	34	3	41	38	92.68%
2690	PUEBLO CITY 60	0954	BRADFORD ELEMENTARY SCHOOL	KINDERG/	1	0	1	41	9	52	43	82.69%
2690	PUEBLO CITY 60	0954	BRADFORD ELEMENTARY SCHOOL	1ST	0	0	1	37	2	40	38	95.00%
2690	PUEBLO CITY 60	0954	BRADFORD ELEMENTARY SCHOOL	2ND	0	0	0	44	3	47	44	93.62%
2690	PUEBLO CITY 60	0954	BRADFORD ELEMENTARY SCHOOL	3RD	0	0	0	32	3	35	32	91.43%
2690	PUEBLO CITY 60	0954	BRADFORD ELEMENTARY SCHOOL	4TH	0	0	1	33	1	35	34	97.14%
2690	PUEBLO CITY 60	0954	BRADFORD ELEMENTARY SCHOOL	5TH	0	0	0	31	2	33	31	93.94%
2690	PUEBLO CITY 60	0954	BRADFORD ELEMENTARY SCHOOL	SCHOOL T	1	0	7	252	23	283	260	91.87%
2690	PUEBLO CITY 60	1304	CARLILE ELEMENTARY SCHOOL	PK	0	0	0	23	20	43	23	53.49%
2690	PUEBLO CITY 60	1304	CARLILE ELEMENTARY SCHOOL	HALF DAY	1	0	2	24	30	57	27	47.37%
2690	PUEBLO CITY 60	1304	CARLILE ELEMENTARY SCHOOL	1ST	0	0	1	36	15	52	37	71.15%
2690	PUEBLO CITY 60	1304	CARLILE ELEMENTARY SCHOOL	2ND	0	0	2	23	25	50	25	50.00%
2690	PUEBLO CITY 60	1304	CARLILE ELEMENTARY SCHOOL	3RD	1	0	3	24	22	50	28	56.00%
2690	PUEBLO CITY 60	1304	CARLILE ELEMENTARY SCHOOL	4TH	0	0	3	27	18	48	30	62.50%
2690	PUEBLO CITY 60	1304	CARLILE ELEMENTARY SCHOOL	5TH	0	0	2	23	16	41	25	60.98%
2690	PUEBLO CITY 60	1304	CARLILE ELEMENTARY SCHOOL	SCHOOL T	2	0	13	180	146	341	195	57.18%




COLORADO DEPARTMENT OF EDUCATION
FALL 2007 PUPIL MEMBERSHIP BY DISTRICT, SCHOOL, GRADE, RACE/ETHNICITY, AND GENDER

District Code	DISTRICT	School Code	SCHOOL	GRADE	AMERICAN	ASIAN OR	BLACK (NOT	WHITE (NOT		Total	Total	
					INDIAN OR ALASKAN NATIVE	PACIFIC ISLANDER	HISPANIC)	HISPANIC	HISPANIC)		Minority	% Minority
2690	PUEBLO CITY 60	1402	CENTENNIAL HIGH SCHOOL	9TH	5	4	3	197	148	357	209	58.54%
2690	PUEBLO CITY 60	1402	CENTENNIAL HIGH SCHOOL	10TH	4	9	2	102	119	236	117	49.58%
2690	PUEBLO CITY 60	1402	CENTENNIAL HIGH SCHOOL	11TH	2	3	7	102	131	245	114	46.53%
2690	PUEBLO CITY 60	1402	CENTENNIAL HIGH SCHOOL	12TH	0	2	1	80	119	202	83	41.09%
2690	PUEBLO CITY 60	1402	CENTENNIAL HIGH SCHOOL	SCHOOL T	11	18	13	481	517	1,040	523	50.29%
2690	PUEBLO CITY 60	1454	CENTRAL HIGH SCHOOL	9TH	9	1	7	239	83	339	256	75.52%
2690	PUEBLO CITY 60	1454	CENTRAL HIGH SCHOOL	10TH	7	0	8	180	73	268	195	72.76%
2690	PUEBLO CITY 60	1454	CENTRAL HIGH SCHOOL	11TH	3	0	7	144	71	225	154	68.44%
2690	PUEBLO CITY 60	1454	CENTRAL HIGH SCHOOL	12TH	4	0	11	93	52	160	108	67.50%
2690	PUEBLO CITY 60	1454	CENTRAL HIGH SCHOOL	SCHOOL T	23	1	33	656	279	992	713	71.88%
2690	PUEBLO CITY 60	1488	CESAR CHAVEZ ACADEMY	HALF DAY	0	0	4	55	21	80	59	73.75%
2690	PUEBLO CITY 60	1488	CESAR CHAVEZ ACADEMY	KINDERG/	1	0	1	30	9	41	32	78.05%
2690	PUEBLO CITY 60	1488	CESAR CHAVEZ ACADEMY	1ST	0	3	0	117	21	141	120	85.11%
2690	PUEBLO CITY 60	1488	CESAR CHAVEZ ACADEMY	2ND	1	1	2	101	25	130	105	80.77%
2690	PUEBLO CITY 60	1488	CESAR CHAVEZ ACADEMY	3RD	0	0	1	86	21	108	87	80.56%
2690	PUEBLO CITY 60	1488	CESAR CHAVEZ ACADEMY	4TH	2	0	0	98	24	124	100	80.65%
2690	PUEBLO CITY 60	1488	CESAR CHAVEZ ACADEMY	5TH	1	3	2	78	21	105	84	80.00%
2690	PUEBLO CITY 60	1488	CESAR CHAVEZ ACADEMY	6TH	4	1	3	114	27	149	122	81.88%
2690	PUEBLO CITY 60	1488	CESAR CHAVEZ ACADEMY	7TH	2	1	2	86	34	125	91	72.80%
2690	PUEBLO CITY 60	1488	CESAR CHAVEZ ACADEMY	8TH	0	2	3	68	28	101	73	72.28%
2690	PUEBLO CITY 60	1488	CESAR CHAVEZ ACADEMY	SCHOOL T	11	11	18	833	231	1,104	873	79.08%
2690	PUEBLO CITY 60	1504	GOODNIGHT ELEMENTARY SCHOOL	PK	0	2	3	19	6	30	24	80.00%
2690	PUEBLO CITY 60	1504	GOODNIGHT ELEMENTARY SCHOOL	KINDERG/	0	1	8	48	37	94	57	60.64%
2690	PUEBLO CITY 60	1504	GOODNIGHT ELEMENTARY SCHOOL	1ST	2	1	4	39	30	76	46	60.53%
2690	PUEBLO CITY 60	1504	GOODNIGHT ELEMENTARY SCHOOL	2ND	0	1	4	40	23	68	45	66.18%
2690	PUEBLO CITY 60	1504	GOODNIGHT ELEMENTARY SCHOOL	3RD	1	0	2	41	36	80	44	55.00%
2690	PUEBLO CITY 60	1504	GOODNIGHT ELEMENTARY SCHOOL	4TH	0	1	3	38	38	80	42	52.50%
2690	PUEBLO CITY 60	1504	GOODNIGHT ELEMENTARY SCHOOL	5TH	0	0	2	43	42	87	45	51.72%
2690	PUEBLO CITY 60	1504	GOODNIGHT ELEMENTARY SCHOOL	6TH	0	0	2	23	23	48	25	52.08%
2690	PUEBLO CITY 60	1504	GOODNIGHT ELEMENTARY SCHOOL	7TH	0	0	1	8	18	27	9	33.33%
2690	PUEBLO CITY 60	1504	GOODNIGHT ELEMENTARY SCHOOL	8TH	0	0	1	6	10	17	7	41.18%
2690	PUEBLO CITY 60	1504	GOODNIGHT ELEMENTARY SCHOOL	SCHOOL T	3	6	30	305	263	607	344	56.67%
2690	PUEBLO CITY 60	1828	COLUMBIAN ELEMENTARY SCHOOL	PK	1	0	3	49	21	74	53	71.62%
2690	PUEBLO CITY 60	1828	COLUMBIAN ELEMENTARY SCHOOL	KINDERG/	0	0	1	43	5	49	44	89.80%
2690	PUEBLO CITY 60	1828	COLUMBIAN ELEMENTARY SCHOOL	1ST	0	0	0	36	12	48	36	75.00%
2690	PUEBLO CITY 60	1828	COLUMBIAN ELEMENTARY SCHOOL	2ND	2	0	0	41	12	55	43	78.18%
2690	PUEBLO CITY 60	1828	COLUMBIAN ELEMENTARY SCHOOL	3RD	0	0	1	37	10	48	38	79.17%
2690	PUEBLO CITY 60	1828	COLUMBIAN ELEMENTARY SCHOOL	4TH	1	0	2	27	9	39	30	76.92%
2690	PUEBLO CITY 60	1828	COLUMBIAN ELEMENTARY SCHOOL	5TH	0	0	1	28	7	36	29	80.56%
2690	PUEBLO CITY 60	1828	COLUMBIAN ELEMENTARY SCHOOL	SCHOOL T	4	0	8	261	76	349	273	78.22%
2690	PUEBLO CITY 60	1872	COMMUNITY TRANSITION HOUSE	12TH	2	0	2	39	43	86	43	50.00%
2690	PUEBLO CITY 60	1872	COMMUNITY TRANSITION HOUSE	SCHOOL T	2	0	2	39	43	86	43	50.00%
2690	PUEBLO CITY 60	1898	CORWIN MIDDLE SCHOOL	6TH	2	0	3	75	16	96	80	83.33%
2690	PUEBLO CITY 60	1898	CORWIN MIDDLE SCHOOL	7TH	7	0	6	62	26	101	75	74.26%
2690	PUEBLO CITY 60	1898	CORWIN MIDDLE SCHOOL	8TH	1	0	5	85	25	116	91	78.45%
2690	PUEBLO CITY 60	1898	CORWIN MIDDLE SCHOOL	SCHOOL T	10	0	14	222	67	313	246	78.59%
2690	PUEBLO CITY 60	2217	DOLORES HUERTA PREPARATORY HIGH SCHOOL	9TH	0	2	1	98	30	131	101	77.10%
2690	PUEBLO CITY 60	2217	DOLORES HUERTA PREPARATORY HIGH SCHOOL	10TH	1	0	1	82	35	119	84	70.59%
2690	PUEBLO CITY 60	2217	DOLORES HUERTA PREPARATORY HIGH SCHOOL	11TH	1	1	2	54	37	95	58	61.05%
2690	PUEBLO CITY 60	2217	DOLORES HUERTA PREPARATORY HIGH SCHOOL	12TH	1	0	1	62	43	107	64	59.81%
2690	PUEBLO CITY 60	2217	DOLORES HUERTA PREPARATORY HIGH SCHOOL	SCHOOL T	3	3	5	296	145	452	307	67.92%
2690	PUEBLO CITY 60	2394	EAST HIGH SCHOOL	9TH	3	4	14	268	92	381	289	75.85%
2690	PUEBLO CITY 60	2394	EAST HIGH SCHOOL	10TH	2	2	4	171	76	255	179	70.20%
2690	PUEBLO CITY 60	2394	EAST HIGH SCHOOL	11TH	1	0	7	147	78	235	155	66.52%
2690	PUEBLO CITY 60	2394	EAST HIGH SCHOOL	12TH	1	2	4	101	51	159	108	67.92%
2690	PUEBLO CITY 60	2394	EAST HIGH SCHOOL	SCHOOL T	7	8	29	687	297	1,028	731	71.11%
2690	PUEBLO CITY 60	2438	EVA R BACA ELEMENTARY SCHOOL	PK	0	0	0	30	3	33	30	90.91%
2690	PUEBLO CITY 60	2438	EVA R BACA ELEMENTARY SCHOOL	KINDERG/	0	0	0	38	11	49	38	77.55%
2690	PUEBLO CITY 60	2438	EVA R BACA ELEMENTARY SCHOOL	1ST	0	0	0	38	8	46	38	82.61%
2690	PUEBLO CITY 60	2438	EVA R BACA ELEMENTARY SCHOOL	2ND	0	0	2	35	2	39	37	94.87%
2690	PUEBLO CITY 60	2438	EVA R BACA ELEMENTARY SCHOOL	3RD	0	0	0	31	5	36	31	86.11%
2690	PUEBLO CITY 60	2438	EVA R BACA ELEMENTARY SCHOOL	4TH	0	0	1	31	5	37	32	86.49%
2690	PUEBLO CITY 60	2438	EVA R BACA ELEMENTARY SCHOOL	5TH	0	0	0	16	6	22	16	72.73%



COLORADO DEPARTMENT OF EDUCATION
FALL 2007 PUPIL MEMBERSHIP BY DISTRICT, SCHOOL, GRADE, RACE/ETHNICITY, AND GENDER

District Code	DISTRICT	School Code	SCHOOL	GRADE	AMERICAN	ASIAN OR	BLACK (NOT	WHITE (NOT		Total	Total	
					INDIAN OR ALASKAN NATIVE	PACIFIC ISLANDER	HISPANIC)	HISPANIC	HISPANIC)		Minority	% Minority
2690	PUEBLO CITY 60	2438	EVA R BACA ELEMENTARY SCHOOL	SCHOOL T	0	0	3	219	40	262	222	84.73%
2690	PUEBLO CITY 60	3098	FOUNTAIN ELEMENTARY SCHOOL	PK	0	0	0	31	9	40	31	77.50%
2690	PUEBLO CITY 60	3098	FOUNTAIN ELEMENTARY SCHOOL	KINDERG/	0	0	2	31	10	43	33	76.74%
2690	PUEBLO CITY 60	3098	FOUNTAIN ELEMENTARY SCHOOL	1ST	0	0	1	31	10	42	32	76.19%
2690	PUEBLO CITY 60	3098	FOUNTAIN ELEMENTARY SCHOOL	2ND	1	0	2	31	5	39	34	87.18%
2690	PUEBLO CITY 60	3098	FOUNTAIN ELEMENTARY SCHOOL	3RD	0	0	0	39	13	52	39	75.00%
2690	PUEBLO CITY 60	3098	FOUNTAIN ELEMENTARY SCHOOL	4TH	0	0	0	35	7	42	35	83.33%
2690	PUEBLO CITY 60	3098	FOUNTAIN ELEMENTARY SCHOOL	5TH	0	0	1	24	13	38	25	65.79%
2690	PUEBLO CITY 60	3098	FOUNTAIN ELEMENTARY SCHOOL	SCHOOL T	1	0	6	222	67	296	229	77.36%
2690	PUEBLO CITY 60	3206	FREED MIDDLE SCHOOL	6TH	5	1	1	80	83	170	87	51.18%
2690	PUEBLO CITY 60	3206	FREED MIDDLE SCHOOL	7TH	2	0	4	90	59	155	96	61.94%
2690	PUEBLO CITY 60	3206	FREED MIDDLE SCHOOL	8TH	4	1	11	92	47	155	108	69.68%
2690	PUEBLO CITY 60	3206	FREED MIDDLE SCHOOL	SCHOOL T	11	2	16	262	189	480	291	60.63%
2690	PUEBLO CITY 60	3724	HAAFF ELEMENTARY SCHOOL	PK	0	1	1	18	13	33	20	60.61%
2690	PUEBLO CITY 60	3724	HAAFF ELEMENTARY SCHOOL	HALF DAY	0	1	2	17	21	41	20	48.78%
2690	PUEBLO CITY 60	3724	HAAFF ELEMENTARY SCHOOL	1ST	0	0	0	28	24	52	28	53.85%
2690	PUEBLO CITY 60	3724	HAAFF ELEMENTARY SCHOOL	2ND	0	3	0	26	24	53	29	54.72%
2690	PUEBLO CITY 60	3724	HAAFF ELEMENTARY SCHOOL	3RD	1	1	3	19	22	46	24	52.17%
2690	PUEBLO CITY 60	3724	HAAFF ELEMENTARY SCHOOL	4TH	0	1	1	20	24	46	22	47.83%
2690	PUEBLO CITY 60	3724	HAAFF ELEMENTARY SCHOOL	5TH	0	1	0	25	34	60	26	43.33%
2690	PUEBLO CITY 60	3724	HAAFF ELEMENTARY SCHOOL	SCHOOL T	1	8	7	153	162	331	169	51.06%
2690	PUEBLO CITY 60	3924	HERITAGE ELEMENTARY SCHOOL	PK	0	0	0	17	15	32	17	53.13%
2690	PUEBLO CITY 60	3924	HERITAGE ELEMENTARY SCHOOL	HALF DAY	0	0	2	5	10	17	7	41.18%
2690	PUEBLO CITY 60	3924	HERITAGE ELEMENTARY SCHOOL	KINDERG/	0	0	1	25	15	41	26	63.41%
2690	PUEBLO CITY 60	3924	HERITAGE ELEMENTARY SCHOOL	1ST	1	1	3	29	18	52	34	65.38%
2690	PUEBLO CITY 60	3924	HERITAGE ELEMENTARY SCHOOL	2ND	1	0	2	32	24	59	35	59.32%
2690	PUEBLO CITY 60	3924	HERITAGE ELEMENTARY SCHOOL	3RD	1	0	0	24	17	42	25	59.52%
2690	PUEBLO CITY 60	3924	HERITAGE ELEMENTARY SCHOOL	4TH	2	1	3	28	31	65	34	52.31%
2690	PUEBLO CITY 60	3924	HERITAGE ELEMENTARY SCHOOL	5TH	0	2	1	25	33	61	28	45.90%
2690	PUEBLO CITY 60	3924	HERITAGE ELEMENTARY SCHOOL	SCHOOL T	5	4	12	185	163	369	206	55.83%
2690	PUEBLO CITY 60	3976	HIGHLAND PARK ELEMENTARY SCHOOL	PK	0	0	2	33	16	51	35	68.63%
2690	PUEBLO CITY 60	3976	HIGHLAND PARK ELEMENTARY SCHOOL	HALF DAY	0	1	2	36	25	64	39	60.94%
2690	PUEBLO CITY 60	3976	HIGHLAND PARK ELEMENTARY SCHOOL	1ST	0	0	2	44	30	76	46	60.53%
2690	PUEBLO CITY 60	3976	HIGHLAND PARK ELEMENTARY SCHOOL	2ND	1	1	2	50	32	86	54	62.79%
2690	PUEBLO CITY 60	3976	HIGHLAND PARK ELEMENTARY SCHOOL	3RD	0	0	1	48	33	82	49	59.76%
2690	PUEBLO CITY 60	3976	HIGHLAND PARK ELEMENTARY SCHOOL	4TH	1	0	4	34	37	76	39	51.32%
2690	PUEBLO CITY 60	3976	HIGHLAND PARK ELEMENTARY SCHOOL	5TH	1	1	6	48	31	87	56	64.37%
2690	PUEBLO CITY 60	3976	HIGHLAND PARK ELEMENTARY SCHOOL	SCHOOL T	3	3	19	293	204	522	318	60.92%
2690	PUEBLO CITY 60	4302	IRVING ELEMENTARY SCHOOL	PK	0	1	1	29	9	40	31	77.50%
2690	PUEBLO CITY 60	4302	IRVING ELEMENTARY SCHOOL	KINDERG/	0	0	1	30	10	41	31	75.61%
2690	PUEBLO CITY 60	4302	IRVING ELEMENTARY SCHOOL	1ST	1	0	1	42	14	58	44	75.86%
2690	PUEBLO CITY 60	4302	IRVING ELEMENTARY SCHOOL	2ND	0	0	1	34	18	53	35	66.04%
2690	PUEBLO CITY 60	4302	IRVING ELEMENTARY SCHOOL	3RD	1	0	2	41	14	58	44	75.86%
2690	PUEBLO CITY 60	4302	IRVING ELEMENTARY SCHOOL	4TH	1	0	1	31	13	46	33	71.74%
2690	PUEBLO CITY 60	4302	IRVING ELEMENTARY SCHOOL	5TH	1	0	3	30	7	41	34	82.93%
2690	PUEBLO CITY 60	4302	IRVING ELEMENTARY SCHOOL	SCHOOL T	4	1	10	237	85	337	252	74.78%
2690	PUEBLO CITY 60	4376	JAMES H RISLEY MIDDLE SCHOOL	6TH	1	0	1	79	3	84	81	96.43%
2690	PUEBLO CITY 60	4376	JAMES H RISLEY MIDDLE SCHOOL	7TH	0	1	0	98	5	104	99	95.19%
2690	PUEBLO CITY 60	4376	JAMES H RISLEY MIDDLE SCHOOL	8TH	1	0	2	109	16	128	112	87.50%
2690	PUEBLO CITY 60	4376	JAMES H RISLEY MIDDLE SCHOOL	SCHOOL T	2	1	3	286	24	316	292	92.41%
2690	PUEBLO CITY 60	5048	LEMUEL PITTS MIDDLE SCHOOL	6TH	4	0	9	79	89	181	92	50.83%
2690	PUEBLO CITY 60	5048	LEMUEL PITTS MIDDLE SCHOOL	7TH	0	1	7	98	80	186	106	56.99%
2690	PUEBLO CITY 60	5048	LEMUEL PITTS MIDDLE SCHOOL	8TH	1	0	8	121	86	216	130	60.19%
2690	PUEBLO CITY 60	5048	LEMUEL PITTS MIDDLE SCHOOL	SCHOOL T	5	1	24	298	255	583	328	56.26%
2690	PUEBLO CITY 60	5916	MINNEQUA ELEMENTARY SCHOOL	PK	0	0	1	46	11	58	47	81.03%
2690	PUEBLO CITY 60	5916	MINNEQUA ELEMENTARY SCHOOL	KINDERG/	0	1	1	43	8	53	45	84.91%
2690	PUEBLO CITY 60	5916	MINNEQUA ELEMENTARY SCHOOL	1ST	2	0	1	52	6	61	55	90.16%
2690	PUEBLO CITY 60	5916	MINNEQUA ELEMENTARY SCHOOL	2ND	2	0	2	36	6	46	40	86.96%
2690	PUEBLO CITY 60	5916	MINNEQUA ELEMENTARY SCHOOL	3RD	0	0	1	42	6	49	43	87.76%
2690	PUEBLO CITY 60	5916	MINNEQUA ELEMENTARY SCHOOL	4TH	1	1	1	26	3	32	29	90.63%
2690	PUEBLO CITY 60	5916	MINNEQUA ELEMENTARY SCHOOL	5TH	0	0	1	30	5	36	31	86.11%
2690	PUEBLO CITY 60	5916	MINNEQUA ELEMENTARY SCHOOL	SCHOOL T	5	2	8	275	45	335	290	86.57%
2690	PUEBLO CITY 60	6132	MORTON ELEMENTARY SCHOOL	PK	0	1	1	41	18	61	43	70.49%




COLORADO DEPARTMENT OF EDUCATION
FALL 2007 PUPIL MEMBERSHIP BY DISTRICT, SCHOOL, GRADE, RACE/ETHNICITY, AND GENDER

District Code	DISTRICT	School Code	SCHOOL	GRADE	AMERICAN	ASIAN OR	BLACK (NOT	WHITE (NOT		Total	Total	
					INDIAN OR ALASKAN NATIVE	PACIFIC ISLANDER	HISPANIC)	HISPANIC	HISPANIC)		Minority	% Minority
2690	PUEBLO CITY 60	6132	MORTON ELEMENTARY SCHOOL	HALF DAY	0	0	2	18	16	36	20	55.56%
2690	PUEBLO CITY 60	6132	MORTON ELEMENTARY SCHOOL	KINDERG/	1	2	0	10	9	22	13	59.09%
2690	PUEBLO CITY 60	6132	MORTON ELEMENTARY SCHOOL	1ST	2	2	1	27	27	59	32	54.24%
2690	PUEBLO CITY 60	6132	MORTON ELEMENTARY SCHOOL	2ND	0	0	3	34	27	64	37	57.81%
2690	PUEBLO CITY 60	6132	MORTON ELEMENTARY SCHOOL	3RD	1	3	0	39	33	76	43	56.58%
2690	PUEBLO CITY 60	6132	MORTON ELEMENTARY SCHOOL	4TH	1	0	5	26	22	54	32	59.26%
2690	PUEBLO CITY 60	6132	MORTON ELEMENTARY SCHOOL	5TH	0	0	5	35	41	81	40	49.38%
2690	PUEBLO CITY 60	6132	MORTON ELEMENTARY SCHOOL	SCHOOL T	5	8	17	230	193	453	260	57.40%
2690	PUEBLO CITY 60	6504	OLGA A HELLBECK ELEMENTARY SCHOOL	PK	1	0	0	42	17	60	43	71.67%
2690	PUEBLO CITY 60	6504	OLGA A HELLBECK ELEMENTARY SCHOOL	HALF DAY	0	0	0	1	2	3	1	33.33%
2690	PUEBLO CITY 60	6504	OLGA A HELLBECK ELEMENTARY SCHOOL	KINDERG/	0	0	3	34	10	47	37	78.72%
2690	PUEBLO CITY 60	6504	OLGA A HELLBECK ELEMENTARY SCHOOL	1ST	2	0	3	44	8	57	49	85.96%
2690	PUEBLO CITY 60	6504	OLGA A HELLBECK ELEMENTARY SCHOOL	2ND	1	0	2	35	10	48	38	79.17%
2690	PUEBLO CITY 60	6504	OLGA A HELLBECK ELEMENTARY SCHOOL	3RD	0	0	1	35	4	40	36	90.00%
2690	PUEBLO CITY 60	6504	OLGA A HELLBECK ELEMENTARY SCHOOL	4TH	0	0	2	20	15	37	22	59.46%
2690	PUEBLO CITY 60	6504	OLGA A HELLBECK ELEMENTARY SCHOOL	5TH	0	1	1	30	11	43	32	74.42%
2690	PUEBLO CITY 60	6504	OLGA A HELLBECK ELEMENTARY SCHOOL	SCHOOL T	4	1	12	241	77	335	258	77.01%
2690	PUEBLO CITY 60	6770	PARK VIEW ELEMENTARY SCHOOL	PK	2	0	0	35	6	43	37	86.05%
2690	PUEBLO CITY 60	6770	PARK VIEW ELEMENTARY SCHOOL	HALF DAY	2	0	0	12	2	16	14	87.50%
2690	PUEBLO CITY 60	6770	PARK VIEW ELEMENTARY SCHOOL	KINDERG/	0	0	0	41	4	45	41	91.11%
2690	PUEBLO CITY 60	6770	PARK VIEW ELEMENTARY SCHOOL	1ST	0	0	2	41	6	49	43	87.76%
2690	PUEBLO CITY 60	6770	PARK VIEW ELEMENTARY SCHOOL	2ND	0	1	2	43	9	55	46	83.64%
2690	PUEBLO CITY 60	6770	PARK VIEW ELEMENTARY SCHOOL	3RD	0	0	0	38	9	47	38	80.85%
2690	PUEBLO CITY 60	6770	PARK VIEW ELEMENTARY SCHOOL	4TH	1	1	3	35	7	47	40	85.11%
2690	PUEBLO CITY 60	6770	PARK VIEW ELEMENTARY SCHOOL	5TH	1	0	0	43	4	48	44	91.67%
2690	PUEBLO CITY 60	6770	PARK VIEW ELEMENTARY SCHOOL	SCHOOL T	6	2	7	288	47	350	303	86.57%
2690	PUEBLO CITY 60	7209	PUEBLO CHARTER SCHOOL FOR THE ARTS & SCIENCES	KINDERG/	0	0	2	22	21	45	24	53.33%
2690	PUEBLO CITY 60	7209	PUEBLO CHARTER SCHOOL FOR THE ARTS & SCIENCES	1ST	1	0	0	26	27	54	27	50.00%
2690	PUEBLO CITY 60	7209	PUEBLO CHARTER SCHOOL FOR THE ARTS & SCIENCES	2ND	1	0	1	27	14	43	29	67.44%
2690	PUEBLO CITY 60	7209	PUEBLO CHARTER SCHOOL FOR THE ARTS & SCIENCES	3RD	0	0	2	22	15	39	24	61.54%
2690	PUEBLO CITY 60	7209	PUEBLO CHARTER SCHOOL FOR THE ARTS & SCIENCES	4TH	1	0	2	18	22	43	21	48.84%
2690	PUEBLO CITY 60	7209	PUEBLO CHARTER SCHOOL FOR THE ARTS & SCIENCES	5TH	0	0	1	21	14	36	22	61.11%
2690	PUEBLO CITY 60	7209	PUEBLO CHARTER SCHOOL FOR THE ARTS & SCIENCES	6TH	0	1	1	29	17	48	31	64.58%
2690	PUEBLO CITY 60	7209	PUEBLO CHARTER SCHOOL FOR THE ARTS & SCIENCES	7TH	1	1	2	23	15	42	27	64.29%
2690	PUEBLO CITY 60	7209	PUEBLO CHARTER SCHOOL FOR THE ARTS & SCIENCES	8TH	2	0	0	9	12	23	11	47.83%
2690	PUEBLO CITY 60	7209	PUEBLO CHARTER SCHOOL FOR THE ARTS & SCIENCES	SCHOOL T	6	2	11	197	157	373	216	57.91%
2690	PUEBLO CITY 60	7481	RONCALLI MIDDLE SCHOOL	6TH	2	1	6	115	98	222	124	55.86%
2690	PUEBLO CITY 60	7481	RONCALLI MIDDLE SCHOOL	7TH	0	0	10	118	89	217	128	58.99%
2690	PUEBLO CITY 60	7481	RONCALLI MIDDLE SCHOOL	8TH	1	1	7	104	80	193	113	58.55%
2690	PUEBLO CITY 60	7481	RONCALLI MIDDLE SCHOOL	SCHOOL T	3	2	23	337	267	632	365	57.75%
2690	PUEBLO CITY 60	7748	KEATING CONTINUING EDUCATION	5TH	0	0	0	2	0	2	2	100.00%
2690	PUEBLO CITY 60	7748	KEATING CONTINUING EDUCATION	6TH	0	0	0	1	0	1	1	100.00%
2690	PUEBLO CITY 60	7748	KEATING CONTINUING EDUCATION	7TH	0	0	0	1	0	1	1	100.00%
2690	PUEBLO CITY 60	7748	KEATING CONTINUING EDUCATION	8TH	0	0	0	5	0	5	5	100.00%
2690	PUEBLO CITY 60	7748	KEATING CONTINUING EDUCATION	9TH	3	0	3	71	17	94	77	81.91%
2690	PUEBLO CITY 60	7748	KEATING CONTINUING EDUCATION	10TH	2	0	0	41	15	58	43	74.14%
2690	PUEBLO CITY 60	7748	KEATING CONTINUING EDUCATION	11TH	2	0	3	33	11	49	38	77.55%
2690	PUEBLO CITY 60	7748	KEATING CONTINUING EDUCATION	12TH	0	0	1	19	7	27	20	74.07%
2690	PUEBLO CITY 60	7748	KEATING CONTINUING EDUCATION	SCHOOL T	7	0	7	173	50	237	187	78.90%
2690	PUEBLO CITY 60	8030	SOMERLID ELEMENTARY SCHOOL	PK	0	0	1	20	18	39	21	53.85%
2690	PUEBLO CITY 60	8030	SOMERLID ELEMENTARY SCHOOL	KINDERG/	0	0	0	23	26	49	23	46.94%
2690	PUEBLO CITY 60	8030	SOMERLID ELEMENTARY SCHOOL	1ST	0	0	0	30	20	50	30	60.00%
2690	PUEBLO CITY 60	8030	SOMERLID ELEMENTARY SCHOOL	2ND	0	0	0	17	26	43	17	39.53%
2690	PUEBLO CITY 60	8030	SOMERLID ELEMENTARY SCHOOL	3RD	0	0	2	23	15	40	25	62.50%
2690	PUEBLO CITY 60	8030	SOMERLID ELEMENTARY SCHOOL	4TH	0	0	0	21	21	42	21	50.00%
2690	PUEBLO CITY 60	8030	SOMERLID ELEMENTARY SCHOOL	5TH	0	0	1	24	22	47	25	53.19%
2690	PUEBLO CITY 60	8030	SOMERLID ELEMENTARY SCHOOL	SCHOOL T	0	0	4	158	148	310	162	52.26%
2690	PUEBLO CITY 60	8082	SOUTH HIGH SCHOOL	9TH	5	0	16	230	223	474	251	52.95%
2690	PUEBLO CITY 60	8082	SOUTH HIGH SCHOOL	10TH	8	2	14	156	194	374	180	48.13%
2690	PUEBLO CITY 60	8082	SOUTH HIGH SCHOOL	11TH	6	1	10	156	150	323	173	53.56%
2690	PUEBLO CITY 60	8082	SOUTH HIGH SCHOOL	12TH	8	4	10	95	135	252	117	46.43%
2690	PUEBLO CITY 60	8082	SOUTH HIGH SCHOOL	SCHOOL T	27	7	50	637	702	1,423	721	50.67%
2690	PUEBLO CITY 60	8116	SOUTH PARK ELEMENTARY SCHOOL	PK	0	0	0	24	10	34	24	70.59%


COLORADO DEPARTMENT OF EDUCATION
FALL 2007 PUPIL MEMBERSHIP BY DISTRICT, SCHOOL, GRADE, RACE/ETHNICITY, AND GENDER

District Code	DISTRICT	School Code	SCHOOL	GRADE	AMERICAN	ASIAN OR	BLACK (NOT	WHITE (NOT		Total	Total	
					INDIAN OR ALASKAN NATIVE	PACIFIC ISLANDER	HISPANIC)	HISPANIC	HISPANIC)		Minority	% Minority
2690	PUEBLO CITY 60	8116	SOUTH PARK ELEMENTARY SCHOOL	KINDERG/	1	1	2	36	16	56	40	71.43%
2690	PUEBLO CITY 60	8116	SOUTH PARK ELEMENTARY SCHOOL	1ST	0	0	0	37	12	49	37	75.51%
2690	PUEBLO CITY 60	8116	SOUTH PARK ELEMENTARY SCHOOL	2ND	0	1	1	42	15	59	44	74.58%
2690	PUEBLO CITY 60	8116	SOUTH PARK ELEMENTARY SCHOOL	3RD	1	0	0	38	19	58	39	67.24%
2690	PUEBLO CITY 60	8116	SOUTH PARK ELEMENTARY SCHOOL	4TH	0	0	2	35	11	48	37	77.08%
2690	PUEBLO CITY 60	8116	SOUTH PARK ELEMENTARY SCHOOL	5TH	0	0	0	32	16	48	32	66.67%
2690	PUEBLO CITY 60	8116	SOUTH PARK ELEMENTARY SCHOOL	SCHOOL T	2	2	5	244	99	352	253	71.88%
2690	PUEBLO CITY 60	8143	SPANN ELEMENTARY SCHOOL	PK	0	0	1	40	7	48	41	85.42%
2690	PUEBLO CITY 60	8143	SPANN ELEMENTARY SCHOOL	KINDERG/	0	0	1	32	4	37	33	89.19%
2690	PUEBLO CITY 60	8143	SPANN ELEMENTARY SCHOOL	1ST	0	0	1	39	11	51	40	78.43%
2690	PUEBLO CITY 60	8143	SPANN ELEMENTARY SCHOOL	2ND	1	0	2	24	7	34	27	79.41%
2690	PUEBLO CITY 60	8143	SPANN ELEMENTARY SCHOOL	3RD	2	0	2	26	7	37	30	81.08%
2690	PUEBLO CITY 60	8143	SPANN ELEMENTARY SCHOOL	4TH	1	0	1	29	6	37	31	83.78%
2690	PUEBLO CITY 60	8143	SPANN ELEMENTARY SCHOOL	5TH	0	1	1	25	4	31	27	87.10%
2690	PUEBLO CITY 60	8143	SPANN ELEMENTARY SCHOOL	SCHOOL T	4	1	9	215	46	275	229	83.27%
2690	PUEBLO CITY 60	8402	SUNSET PARK ELEMENTARY SCHOOL	PK	0	0	1	38	21	60	39	65.00%
2690	PUEBLO CITY 60	8402	SUNSET PARK ELEMENTARY SCHOOL	HALF DAY	0	0	2	36	36	74	38	51.35%
2690	PUEBLO CITY 60	8402	SUNSET PARK ELEMENTARY SCHOOL	1ST	0	1	3	36	34	74	40	54.05%
2690	PUEBLO CITY 60	8402	SUNSET PARK ELEMENTARY SCHOOL	2ND	0	0	2	41	40	83	43	51.81%
2690	PUEBLO CITY 60	8402	SUNSET PARK ELEMENTARY SCHOOL	3RD	0	1	1	28	43	73	30	41.10%
2690	PUEBLO CITY 60	8402	SUNSET PARK ELEMENTARY SCHOOL	4TH	2	0	5	37	31	75	44	58.67%
2690	PUEBLO CITY 60	8402	SUNSET PARK ELEMENTARY SCHOOL	5TH	0	0	2	32	41	75	34	45.33%
2690	PUEBLO CITY 60	8402	SUNSET PARK ELEMENTARY SCHOOL	SCHOOL T	2	2	16	248	246	514	268	52.14%
2690	PUEBLO CITY 60	9188	W H HEATON MIDDLE SCHOOL	6TH	2	2	7	130	86	227	141	62.11%
2690	PUEBLO CITY 60	9188	W H HEATON MIDDLE SCHOOL	7TH	2	1	7	115	82	207	125	60.39%
2690	PUEBLO CITY 60	9188	W H HEATON MIDDLE SCHOOL	8TH	4	4	8	134	73	223	150	67.26%
2690	PUEBLO CITY 60	9188	W H HEATON MIDDLE SCHOOL	SCHOOL T	8	7	22	379	241	657	416	63.32%
2690	PUEBLO CITY 60	9785	YOUTH & FAMILY ACADEMY CHARTER	7TH	0	0	1	13	2	16	14	87.50%
2690	PUEBLO CITY 60	9785	YOUTH & FAMILY ACADEMY CHARTER	8TH	0	0	0	27	15	42	27	64.29%
2690	PUEBLO CITY 60	9785	YOUTH & FAMILY ACADEMY CHARTER	9TH	2	0	0	58	28	88	60	68.18%
2690	PUEBLO CITY 60	9785	YOUTH & FAMILY ACADEMY CHARTER	10TH	1	0	1	19	17	38	21	55.26%
2690	PUEBLO CITY 60	9785	YOUTH & FAMILY ACADEMY CHARTER	11TH	1	0	3	23	4	31	27	87.10%
2690	PUEBLO CITY 60	9785	YOUTH & FAMILY ACADEMY CHARTER	12TH	0	0	0	4	3	7	4	57.14%
2690	PUEBLO CITY 60	9785	YOUTH & FAMILY ACADEMY CHARTER	SCHOOL T	4	0	5	144	69	222	153	68.92%
2690	PUEBLO CITY 60		DISTRICT TOTAL		219	124	518	11,297	6,132	18,290	12,158	66.47%
2700	PUEBLO COUNTY RURAL 70	0025	SKY VIEW MIDDLE SCHOOL	6TH	0	0	2	46	143	191	48	25.13%
2700	PUEBLO COUNTY RURAL 70	0025	SKY VIEW MIDDLE SCHOOL	7TH	2	2	10	51	137	202	65	32.18%
2700	PUEBLO COUNTY RURAL 70	0025	SKY VIEW MIDDLE SCHOOL	8TH	2	3	5	42	123	175	52	29.71%
2700	PUEBLO COUNTY RURAL 70	0025	SKY VIEW MIDDLE SCHOOL	SCHOOL T	4	5	17	139	403	568	165	29.05%
2700	PUEBLO COUNTY RURAL 70	0026	DESERT SAGE ELEMENTARY SCHOOL	PK	0	0	1	12	10	23	13	56.52%
2700	PUEBLO COUNTY RURAL 70	0026	DESERT SAGE ELEMENTARY SCHOOL	HALF DAY	1	0	4	21	36	62	26	41.94%
2700	PUEBLO COUNTY RURAL 70	0026	DESERT SAGE ELEMENTARY SCHOOL	1ST	2	0	2	32	39	75	36	48.00%
2700	PUEBLO COUNTY RURAL 70	0026	DESERT SAGE ELEMENTARY SCHOOL	2ND	3	0	2	33	54	92	38	41.30%
2700	PUEBLO COUNTY RURAL 70	0026	DESERT SAGE ELEMENTARY SCHOOL	3RD	2	0	3	20	37	62	25	40.32%
2700	PUEBLO COUNTY RURAL 70	0026	DESERT SAGE ELEMENTARY SCHOOL	4TH	1	1	2	27	50	81	31	38.27%
2700	PUEBLO COUNTY RURAL 70	0026	DESERT SAGE ELEMENTARY SCHOOL	5TH	0	1	0	25	57	83	26	31.33%
2700	PUEBLO COUNTY RURAL 70	0026	DESERT SAGE ELEMENTARY SCHOOL	SCHOOL T	9	2	14	170	283	478	195	40.79%
2700	PUEBLO COUNTY RURAL 70	0472	AVONDALE ELEMENTARY SCHOOL	PK	0	0	0	14	3	17	14	82.35%
2700	PUEBLO COUNTY RURAL 70	0472	AVONDALE ELEMENTARY SCHOOL	KINDERG/	1	0	0	20	17	38	21	55.26%
2700	PUEBLO COUNTY RURAL 70	0472	AVONDALE ELEMENTARY SCHOOL	1ST	0	0	1	21	6	28	22	78.57%
2700	PUEBLO COUNTY RURAL 70	0472	AVONDALE ELEMENTARY SCHOOL	2ND	1	0	0	20	12	33	21	63.64%
2700	PUEBLO COUNTY RURAL 70	0472	AVONDALE ELEMENTARY SCHOOL	3RD	1	0	1	19	10	31	21	67.74%
2700	PUEBLO COUNTY RURAL 70	0472	AVONDALE ELEMENTARY SCHOOL	4TH	0	0	0	24	10	34	24	70.59%
2700	PUEBLO COUNTY RURAL 70	0472	AVONDALE ELEMENTARY SCHOOL	5TH	0	0	0	17	13	30	17	56.67%
2700	PUEBLO COUNTY RURAL 70	0472	AVONDALE ELEMENTARY SCHOOL	SCHOOL T	3	0	2	135	71	211	140	66.35%
2700	PUEBLO COUNTY RURAL 70	0852	BEULAH ELEMENTARY SCHOOL	KINDERG/	0	0	0	1	8	9	1	11.11%
2700	PUEBLO COUNTY RURAL 70	0852	BEULAH ELEMENTARY SCHOOL	1ST	0	0	1	0	16	17	1	5.88%
2700	PUEBLO COUNTY RURAL 70	0852	BEULAH ELEMENTARY SCHOOL	2ND	0	0	0	4	7	11	4	36.36%
2700	PUEBLO COUNTY RURAL 70	0852	BEULAH ELEMENTARY SCHOOL	3RD	0	0	3	0	17	20	3	15.00%
2700	PUEBLO COUNTY RURAL 70	0852	BEULAH ELEMENTARY SCHOOL	4TH	0	0	1	1	17	19	2	10.53%
2700	PUEBLO COUNTY RURAL 70	0852	BEULAH ELEMENTARY SCHOOL	5TH	0	0	1	2	15	18	3	16.67%
2700	PUEBLO COUNTY RURAL 70	0852	BEULAH ELEMENTARY SCHOOL	SCHOOL T	0	0	6	8	80	94	14	14.89%
2700	PUEBLO COUNTY RURAL 70	0856	BEULAH MIDDLE SCHOOL	6TH	0	0	1	1	12	14	2	14.29%



COLORADO DEPARTMENT OF EDUCATION
FALL 2007 PUPIL MEMBERSHIP BY DISTRICT, SCHOOL, GRADE, RACE/ETHNICITY, AND GENDER

District Code	DISTRICT	School Code	SCHOOL	GRADE	AMERICAN	ASIAN OR	BLACK (NOT	WHITE (NOT		Total	Total	
					INDIAN OR ALASKAN NATIVE	PACIFIC ISLANDER	HISPANIC)	HISPANIC	HISPANIC)		Minority	% Minority
2700	PUEBLO COUNTY RURAL 70	0856	BEULAH MIDDLE SCHOOL	7TH	0	0	0	16	16	16	0	0.00%
2700	PUEBLO COUNTY RURAL 70	0856	BEULAH MIDDLE SCHOOL	8TH	0	0	0	13	14	14	1	7.14%
2700	PUEBLO COUNTY RURAL 70	0856	BEULAH MIDDLE SCHOOL	SCHOOL T	0	0	1	2	41	44	3	6.82%
2700	PUEBLO COUNTY RURAL 70	1377	CEDAR RIDGE ELEMENTARY SCHOOL	PK	1	1	1	2	25	30	5	16.67%
2700	PUEBLO COUNTY RURAL 70	1377	CEDAR RIDGE ELEMENTARY SCHOOL	HALF DAY	0	0	2	5	51	58	7	12.07%
2700	PUEBLO COUNTY RURAL 70	1377	CEDAR RIDGE ELEMENTARY SCHOOL	1ST	2	1	0	10	44	57	13	22.81%
2700	PUEBLO COUNTY RURAL 70	1377	CEDAR RIDGE ELEMENTARY SCHOOL	2ND	1	1	2	6	44	54	10	18.52%
2700	PUEBLO COUNTY RURAL 70	1377	CEDAR RIDGE ELEMENTARY SCHOOL	3RD	3	3	0	6	54	66	12	18.18%
2700	PUEBLO COUNTY RURAL 70	1377	CEDAR RIDGE ELEMENTARY SCHOOL	4TH	2	0	0	16	52	70	18	25.71%
2700	PUEBLO COUNTY RURAL 70	1377	CEDAR RIDGE ELEMENTARY SCHOOL	5TH	1	1	0	9	50	61	11	18.03%
2700	PUEBLO COUNTY RURAL 70	1377	CEDAR RIDGE ELEMENTARY SCHOOL	SCHOOL T	10	7	5	54	320	396	76	19.19%
2700	PUEBLO COUNTY RURAL 70	3279	FUTURES ACADEMY	6TH	0	0	0	1	2	3	1	33.33%
2700	PUEBLO COUNTY RURAL 70	3279	FUTURES ACADEMY	7TH	0	0	0	2	2	4	2	50.00%
2700	PUEBLO COUNTY RURAL 70	3279	FUTURES ACADEMY	8TH	0	0	0	3	1	4	3	75.00%
2700	PUEBLO COUNTY RURAL 70	3279	FUTURES ACADEMY	9TH	1	0	0	3	7	11	4	36.36%
2700	PUEBLO COUNTY RURAL 70	3279	FUTURES ACADEMY	10TH	0	0	0	3	6	9	3	33.33%
2700	PUEBLO COUNTY RURAL 70	3279	FUTURES ACADEMY	11TH	0	0	1	15	4	20	16	80.00%
2700	PUEBLO COUNTY RURAL 70	3279	FUTURES ACADEMY	12TH	0	1	0	13	8	22	14	63.64%
2700	PUEBLO COUNTY RURAL 70	3279	FUTURES ACADEMY	SCHOOL T	1	1	1	40	30	73	43	58.90%
2700	PUEBLO COUNTY RURAL 70	6354	NORTH MESA ELEMENTARY SCHOOL	PK	0	0	0	8	14	22	8	36.36%
2700	PUEBLO COUNTY RURAL 70	6354	NORTH MESA ELEMENTARY SCHOOL	HALF DAY	0	0	3	12	23	38	15	39.47%
2700	PUEBLO COUNTY RURAL 70	6354	NORTH MESA ELEMENTARY SCHOOL	1ST	0	0	0	10	35	45	10	22.22%
2700	PUEBLO COUNTY RURAL 70	6354	NORTH MESA ELEMENTARY SCHOOL	2ND	3	0	1	29	32	65	33	50.77%
2700	PUEBLO COUNTY RURAL 70	6354	NORTH MESA ELEMENTARY SCHOOL	3RD	0	0	2	17	42	61	19	31.15%
2700	PUEBLO COUNTY RURAL 70	6354	NORTH MESA ELEMENTARY SCHOOL	4TH	0	0	0	19	33	52	19	36.54%
2700	PUEBLO COUNTY RURAL 70	6354	NORTH MESA ELEMENTARY SCHOOL	5TH	0	0	1	21	49	71	22	30.99%
2700	PUEBLO COUNTY RURAL 70	6354	NORTH MESA ELEMENTARY SCHOOL	SCHOOL T	3	0	7	116	228	354	126	35.59%
2700	PUEBLO COUNTY RURAL 70	7086	PLEASANT VIEW MIDDLE SCHOOL	6TH	0	0	0	40	85	125	40	32.00%
2700	PUEBLO COUNTY RURAL 70	7086	PLEASANT VIEW MIDDLE SCHOOL	7TH	0	0	1	30	77	108	31	28.70%
2700	PUEBLO COUNTY RURAL 70	7086	PLEASANT VIEW MIDDLE SCHOOL	8TH	0	0	0	47	82	129	47	36.43%
2700	PUEBLO COUNTY RURAL 70	7086	PLEASANT VIEW MIDDLE SCHOOL	SCHOOL T	0	0	1	117	244	362	118	32.60%
2700	PUEBLO COUNTY RURAL 70	7153	PRAIRIE WINDS ELEMENTARY SCHOOL	PK	0	1	3	8	13	25	12	48.00%
2700	PUEBLO COUNTY RURAL 70	7153	PRAIRIE WINDS ELEMENTARY SCHOOL	HALF DAY	0	3	2	14	58	77	19	24.68%
2700	PUEBLO COUNTY RURAL 70	7153	PRAIRIE WINDS ELEMENTARY SCHOOL	1ST	1	0	1	21	47	70	23	32.86%
2700	PUEBLO COUNTY RURAL 70	7153	PRAIRIE WINDS ELEMENTARY SCHOOL	2ND	0	2	0	20	58	80	22	27.50%
2700	PUEBLO COUNTY RURAL 70	7153	PRAIRIE WINDS ELEMENTARY SCHOOL	3RD	0	1	3	26	71	101	30	29.70%
2700	PUEBLO COUNTY RURAL 70	7153	PRAIRIE WINDS ELEMENTARY SCHOOL	4TH	0	2	1	18	64	85	21	24.71%
2700	PUEBLO COUNTY RURAL 70	7153	PRAIRIE WINDS ELEMENTARY SCHOOL	5TH	1	1	0	18	44	64	20	31.25%
2700	PUEBLO COUNTY RURAL 70	7153	PRAIRIE WINDS ELEMENTARY SCHOOL	SCHOOL T	2	10	10	125	355	502	147	29.28%
2700	PUEBLO COUNTY RURAL 70	7208	PUEBLO COUNTY HIGH SCHOOL	9TH	2	0	0	61	153	216	63	29.17%
2700	PUEBLO COUNTY RURAL 70	7208	PUEBLO COUNTY HIGH SCHOOL	10TH	0	0	2	76	134	212	78	36.79%
2700	PUEBLO COUNTY RURAL 70	7208	PUEBLO COUNTY HIGH SCHOOL	11TH	0	1	0	65	154	220	66	30.00%
2700	PUEBLO COUNTY RURAL 70	7208	PUEBLO COUNTY HIGH SCHOOL	12TH	2	2	1	70	158	233	75	32.19%
2700	PUEBLO COUNTY RURAL 70	7208	PUEBLO COUNTY HIGH SCHOOL	SCHOOL T	4	3	3	272	599	881	282	32.01%
2700	PUEBLO COUNTY RURAL 70	7210	PUEBLO WEST ELEMENTARY SCHOOL	PK	0	0	0	9	17	26	9	34.62%
2700	PUEBLO COUNTY RURAL 70	7210	PUEBLO WEST ELEMENTARY SCHOOL	HALF DAY	1	0	0	8	50	59	9	15.25%
2700	PUEBLO COUNTY RURAL 70	7210	PUEBLO WEST ELEMENTARY SCHOOL	1ST	1	0	3	29	39	72	33	45.83%
2700	PUEBLO COUNTY RURAL 70	7210	PUEBLO WEST ELEMENTARY SCHOOL	2ND	1	1	2	19	31	54	23	42.59%
2700	PUEBLO COUNTY RURAL 70	7210	PUEBLO WEST ELEMENTARY SCHOOL	3RD	2	1	1	16	39	59	20	33.90%
2700	PUEBLO COUNTY RURAL 70	7210	PUEBLO WEST ELEMENTARY SCHOOL	4TH	0	0	0	24	34	58	24	41.38%
2700	PUEBLO COUNTY RURAL 70	7210	PUEBLO WEST ELEMENTARY SCHOOL	5TH	0	0	1	23	26	50	24	48.00%
2700	PUEBLO COUNTY RURAL 70	7210	PUEBLO WEST ELEMENTARY SCHOOL	SCHOOL T	5	2	7	128	236	378	142	37.57%
2700	PUEBLO COUNTY RURAL 70	7211	PUEBLO TECHNICAL ACADEMY	9TH	1	0	0	3	31	35	4	11.43%
2700	PUEBLO COUNTY RURAL 70	7211	PUEBLO TECHNICAL ACADEMY	10TH	0	1	0	6	14	21	7	33.33%
2700	PUEBLO COUNTY RURAL 70	7211	PUEBLO TECHNICAL ACADEMY	11TH	2	1	0	1	16	20	4	20.00%
2700	PUEBLO COUNTY RURAL 70	7211	PUEBLO TECHNICAL ACADEMY	12TH	0	0	0	12	29	41	12	29.27%
2700	PUEBLO COUNTY RURAL 70	7211	PUEBLO TECHNICAL ACADEMY	SCHOOL T	3	2	0	22	90	117	27	23.08%
2700	PUEBLO COUNTY RURAL 70	7212	PUEBLO WEST MIDDLE SCHOOL	6TH	4	1	7	61	104	177	73	41.24%
2700	PUEBLO COUNTY RURAL 70	7212	PUEBLO WEST MIDDLE SCHOOL	7TH	4	2	3	49	111	169	58	34.32%
2700	PUEBLO COUNTY RURAL 70	7212	PUEBLO WEST MIDDLE SCHOOL	8TH	2	1	3	62	131	199	68	34.17%
2700	PUEBLO COUNTY RURAL 70	7212	PUEBLO WEST MIDDLE SCHOOL	SCHOOL T	10	4	13	172	346	545	199	36.51%
2700	PUEBLO COUNTY RURAL 70	7214	PUEBLO WEST HIGH SCHOOL	9TH	3	1	11	81	251	347	96	27.67%
2700	PUEBLO COUNTY RURAL 70	7214	PUEBLO WEST HIGH SCHOOL	10TH	1	1	2	79	222	305	83	27.21%




COLORADO DEPARTMENT OF EDUCATION
FALL 2007 PUPIL MEMBERSHIP BY DISTRICT, SCHOOL, GRADE, RACE/ETHNICITY, AND GENDER

District Code	DISTRICT	School Code	SCHOOL	GRADE	AMERICAN INDIAN OR ALASKAN NATIVE	ASIAN OR PACIFIC ISLANDER	BLACK (NOT HISPANIC)	HISPANIC	WHITE (NOT HISPANIC)	Total	Total	% Minority
											Minority	
2700	PUEBLO COUNTY RURAL 70	7214	PUEBLO WEST HIGH SCHOOL	11TH	4	9	5	72	259	349	90	25.79%
2700	PUEBLO COUNTY RURAL 70	7214	PUEBLO WEST HIGH SCHOOL	12TH	3	1	3	56	233	296	63	21.28%
2700	PUEBLO COUNTY RURAL 70	7214	PUEBLO WEST HIGH SCHOOL	SCHOOL T	11	12	21	288	965	1,297	332	25.60%
2700	PUEBLO COUNTY RURAL 70	7530	RYE ELEMENTARY SCHOOL	PK	0	0	0	7	20	27	7	25.93%
2700	PUEBLO COUNTY RURAL 70	7530	RYE ELEMENTARY SCHOOL	KINDERG/	0	2	0	3	41	46	5	10.87%
2700	PUEBLO COUNTY RURAL 70	7530	RYE ELEMENTARY SCHOOL	1ST	0	0	0	7	37	44	7	15.91%
2700	PUEBLO COUNTY RURAL 70	7530	RYE ELEMENTARY SCHOOL	2ND	0	0	0	3	46	49	3	6.12%
2700	PUEBLO COUNTY RURAL 70	7530	RYE ELEMENTARY SCHOOL	3RD	2	0	0	6	33	41	8	19.51%
2700	PUEBLO COUNTY RURAL 70	7530	RYE ELEMENTARY SCHOOL	4TH	1	0	0	4	44	49	5	10.20%
2700	PUEBLO COUNTY RURAL 70	7530	RYE ELEMENTARY SCHOOL	5TH	0	0	1	3	42	46	4	8.70%
2700	PUEBLO COUNTY RURAL 70	7530	RYE ELEMENTARY SCHOOL	SCHOOL T	3	2	1	33	263	302	39	12.91%
2700	PUEBLO COUNTY RURAL 70	7532	CRAVER MIDDLE SCHOOL	6TH	1	0	0	4	42	47	5	10.64%
2700	PUEBLO COUNTY RURAL 70	7532	CRAVER MIDDLE SCHOOL	7TH	0	0	0	10	56	66	10	15.15%
2700	PUEBLO COUNTY RURAL 70	7532	CRAVER MIDDLE SCHOOL	8TH	1	0	0	5	64	70	6	8.57%
2700	PUEBLO COUNTY RURAL 70	7532	CRAVER MIDDLE SCHOOL	SCHOOL T	2	0	0	19	162	183	21	11.48%
2700	PUEBLO COUNTY RURAL 70	7534	RYE HIGH SCHOOL	9TH	0	0	1	5	64	70	6	8.57%
2700	PUEBLO COUNTY RURAL 70	7534	RYE HIGH SCHOOL	10TH	2	1	1	11	66	81	15	18.52%
2700	PUEBLO COUNTY RURAL 70	7534	RYE HIGH SCHOOL	11TH	0	1	0	9	53	63	10	15.87%
2700	PUEBLO COUNTY RURAL 70	7534	RYE HIGH SCHOOL	12TH	0	0	0	5	61	66	5	7.58%
2700	PUEBLO COUNTY RURAL 70	7534	RYE HIGH SCHOOL	SCHOOL T	2	2	2	30	244	280	36	12.86%
2700	PUEBLO COUNTY RURAL 70	7886	SIERRA VISTA ELEMENTARY SCHOOL	PK	0	1	0	5	19	25	6	24.00%
2700	PUEBLO COUNTY RURAL 70	7886	SIERRA VISTA ELEMENTARY SCHOOL	HALF DAY	1	2	0	12	43	58	15	25.86%
2700	PUEBLO COUNTY RURAL 70	7886	SIERRA VISTA ELEMENTARY SCHOOL	1ST	2	1	2	23	77	105	28	26.67%
2700	PUEBLO COUNTY RURAL 70	7886	SIERRA VISTA ELEMENTARY SCHOOL	2ND	0	1	2	19	58	80	22	27.50%
2700	PUEBLO COUNTY RURAL 70	7886	SIERRA VISTA ELEMENTARY SCHOOL	3RD	0	1	4	20	63	88	25	28.41%
2700	PUEBLO COUNTY RURAL 70	7886	SIERRA VISTA ELEMENTARY SCHOOL	4TH	0	1	1	18	68	88	20	22.73%
2700	PUEBLO COUNTY RURAL 70	7886	SIERRA VISTA ELEMENTARY SCHOOL	5TH	1	0	3	17	82	103	21	20.39%
2700	PUEBLO COUNTY RURAL 70	7886	SIERRA VISTA ELEMENTARY SCHOOL	SCHOOL T	4	7	12	114	410	547	137	25.05%
2700	PUEBLO COUNTY RURAL 70	8110	SOUTH MESA ELEMENTARY SCHOOL	PK	0	1	0	6	16	23	7	30.43%
2700	PUEBLO COUNTY RURAL 70	8110	SOUTH MESA ELEMENTARY SCHOOL	HALF DAY	0	1	1	18	15	35	20	57.14%
2700	PUEBLO COUNTY RURAL 70	8110	SOUTH MESA ELEMENTARY SCHOOL	1ST	0	2	0	21	21	44	23	52.27%
2700	PUEBLO COUNTY RURAL 70	8110	SOUTH MESA ELEMENTARY SCHOOL	2ND	0	0	0	22	28	50	22	44.00%
2700	PUEBLO COUNTY RURAL 70	8110	SOUTH MESA ELEMENTARY SCHOOL	3RD	1	0	0	15	27	43	16	37.21%
2700	PUEBLO COUNTY RURAL 70	8110	SOUTH MESA ELEMENTARY SCHOOL	4TH	2	0	0	18	22	42	20	47.62%
2700	PUEBLO COUNTY RURAL 70	8110	SOUTH MESA ELEMENTARY SCHOOL	5TH	2	0	0	19	26	47	21	44.68%
2700	PUEBLO COUNTY RURAL 70	8110	SOUTH MESA ELEMENTARY SCHOOL	SCHOOL T	5	4	1	119	155	284	129	45.42%
2700	PUEBLO COUNTY RURAL 70	8420	SWALLOWS CHARTER ACADEMY	HALF DAY	0	0	0	4	18	22	4	18.18%
2700	PUEBLO COUNTY RURAL 70	8420	SWALLOWS CHARTER ACADEMY	1ST	0	0	1	3	17	21	4	19.05%
2700	PUEBLO COUNTY RURAL 70	8420	SWALLOWS CHARTER ACADEMY	2ND	0	1	0	8	13	22	9	40.91%
2700	PUEBLO COUNTY RURAL 70	8420	SWALLOWS CHARTER ACADEMY	3RD	0	0	0	8	14	22	8	36.36%
2700	PUEBLO COUNTY RURAL 70	8420	SWALLOWS CHARTER ACADEMY	4TH	1	0	1	7	13	22	9	40.91%
2700	PUEBLO COUNTY RURAL 70	8420	SWALLOWS CHARTER ACADEMY	5TH	0	0	0	4	18	22	4	18.18%
2700	PUEBLO COUNTY RURAL 70	8420	SWALLOWS CHARTER ACADEMY	6TH	0	0	1	2	19	22	3	13.64%
2700	PUEBLO COUNTY RURAL 70	8420	SWALLOWS CHARTER ACADEMY	7TH	0	0	0	8	14	22	8	36.36%
2700	PUEBLO COUNTY RURAL 70	8420	SWALLOWS CHARTER ACADEMY	8TH	0	0	0	3	19	22	3	13.64%
2700	PUEBLO COUNTY RURAL 70	8420	SWALLOWS CHARTER ACADEMY	SCHOOL T	1	1	3	47	145	197	52	26.40%
2700	PUEBLO COUNTY RURAL 70	8810	THE CONNECT CHARTER SCHOOL	6TH	0	3	1	14	52	70	18	25.71%
2700	PUEBLO COUNTY RURAL 70	8810	THE CONNECT CHARTER SCHOOL	7TH	0	0	1	18	56	75	19	25.33%
2700	PUEBLO COUNTY RURAL 70	8810	THE CONNECT CHARTER SCHOOL	8TH	0	0	0	16	50	66	16	24.24%
2700	PUEBLO COUNTY RURAL 70	8810	THE CONNECT CHARTER SCHOOL	SCHOOL T	0	3	2	48	158	211	53	25.12%
2700	PUEBLO COUNTY RURAL 70	9130	VINELAND ELEMENTARY SCHOOL	PK	0	0	1	5	20	26	6	23.08%
2700	PUEBLO COUNTY RURAL 70	9130	VINELAND ELEMENTARY SCHOOL	KINDERG/	0	0	0	17	28	45	17	37.78%
2700	PUEBLO COUNTY RURAL 70	9130	VINELAND ELEMENTARY SCHOOL	1ST	0	0	0	7	32	39	7	17.95%
2700	PUEBLO COUNTY RURAL 70	9130	VINELAND ELEMENTARY SCHOOL	2ND	0	0	3	15	31	49	18	36.73%
2700	PUEBLO COUNTY RURAL 70	9130	VINELAND ELEMENTARY SCHOOL	3RD	0	0	0	9	22	31	9	29.03%
2700	PUEBLO COUNTY RURAL 70	9130	VINELAND ELEMENTARY SCHOOL	4TH	0	0	0	11	32	43	11	25.58%
2700	PUEBLO COUNTY RURAL 70	9130	VINELAND ELEMENTARY SCHOOL	5TH	0	0	0	10	26	36	10	27.78%
2700	PUEBLO COUNTY RURAL 70	9130	VINELAND ELEMENTARY SCHOOL	SCHOOL T	0	0	4	74	191	269	78	29.00%
2700	PUEBLO COUNTY RURAL 70	9134	VINELAND MIDDLE SCHOOL	6TH	0	1	1	26	40	68	28	41.18%
2700	PUEBLO COUNTY RURAL 70	9134	VINELAND MIDDLE SCHOOL	7TH	0	0	1	32	44	77	33	42.86%
2700	PUEBLO COUNTY RURAL 70	9134	VINELAND MIDDLE SCHOOL	8TH	0	0	0	23	57	80	23	28.75%
2700	PUEBLO COUNTY RURAL 70	9134	VINELAND MIDDLE SCHOOL	SCHOOL T	0	1	2	81	141	225	84	37.33%
2700	PUEBLO COUNTY RURAL 70		DISTRICT TOTAL		82	68	135	2,353	6,160	8,798	2,638	29.98%



COLORADO DEPARTMENT OF EDUCATION
FALL 2007 PUPIL MEMBERSHIP BY DISTRICT, SCHOOL, GRADE, RACE/ETHNICITY, AND GENDER

District Code	DISTRICT	School Code	SCHOOL	GRADE	AMERICAN	ASIAN OR	BLACK (NOT	WHITE (NOT		Total	Total	
					INDIAN OR ALASKAN NATIVE	PACIFIC ISLANDER	HISPANIC)	HISPANIC	HISPANIC)		Minority	% Minority
2710	MEEKER RE1	5750	MEEKER ELEMENTARY SCHOOL	PK	0	0	0	9	38	47	9	19.15%
2710	MEEKER RE1	5750	MEEKER ELEMENTARY SCHOOL	HALF DAY	0	0	2	9	44	55	11	20.00%
2710	MEEKER RE1	5750	MEEKER ELEMENTARY SCHOOL	1ST	0	0	0	13	42	55	13	23.64%
2710	MEEKER RE1	5750	MEEKER ELEMENTARY SCHOOL	2ND	0	0	1	13	46	60	14	23.33%
2710	MEEKER RE1	5750	MEEKER ELEMENTARY SCHOOL	3RD	0	1	2	11	44	58	14	24.14%
2710	MEEKER RE1	5750	MEEKER ELEMENTARY SCHOOL	4TH	2	0	0	4	40	46	6	13.04%
2710	MEEKER RE1	5750	MEEKER ELEMENTARY SCHOOL	5TH	0	0	0	4	33	37	4	10.81%
2710	MEEKER RE1	5750	MEEKER ELEMENTARY SCHOOL	SCHOOL T	2	1	5	63	287	358	71	19.83%
2710	MEEKER RE1	5754	BARONE MIDDLE SCHOOL	6TH	2	1	1	12	47	63	16	25.40%
2710	MEEKER RE1	5754	BARONE MIDDLE SCHOOL	7TH	0	0	1	4	44	49	5	10.20%
2710	MEEKER RE1	5754	BARONE MIDDLE SCHOOL	8TH	2	0	0	11	30	43	13	30.23%
2710	MEEKER RE1	5754	BARONE MIDDLE SCHOOL	SCHOOL T	4	1	2	27	121	155	34	21.94%
2710	MEEKER RE1	5762	MEEKER HIGH SCHOOL	9TH	1	0	0	5	34	40	6	15.00%
2710	MEEKER RE1	5762	MEEKER HIGH SCHOOL	10TH	0	0	0	5	38	43	5	11.63%
2710	MEEKER RE1	5762	MEEKER HIGH SCHOOL	11TH	0	0	0	4	51	55	4	7.27%
2710	MEEKER RE1	5762	MEEKER HIGH SCHOOL	12TH	0	0	0	3	36	39	3	7.69%
2710	MEEKER RE1	5762	MEEKER HIGH SCHOOL	SCHOOL T	1	0	0	17	159	177	18	10.17%
2710	MEEKER RE1		DISTRICT TOTAL		7	2	7	107	567	690	123	17.83%
2720	RANGELY RE-4	7268	PARKVIEW ELEMENTARY SCHOOL	PK	1	0	0	3	43	47	4	8.51%
2720	RANGELY RE-4	7268	PARKVIEW ELEMENTARY SCHOOL	HALF DAY	0	0	0	6	30	36	6	16.67%
2720	RANGELY RE-4	7268	PARKVIEW ELEMENTARY SCHOOL	1ST	0	0	1	4	30	35	5	14.29%
2720	RANGELY RE-4	7268	PARKVIEW ELEMENTARY SCHOOL	2ND	1	0	1	2	28	32	4	12.50%
2720	RANGELY RE-4	7268	PARKVIEW ELEMENTARY SCHOOL	3RD	0	0	1	7	30	38	8	21.05%
2720	RANGELY RE-4	7268	PARKVIEW ELEMENTARY SCHOOL	4TH	0	0	0	3	22	25	3	12.00%
2720	RANGELY RE-4	7268	PARKVIEW ELEMENTARY SCHOOL	5TH	0	1	0	3	27	31	4	12.90%
2720	RANGELY RE-4	7268	PARKVIEW ELEMENTARY SCHOOL	SCHOOL T	2	1	3	28	210	244	34	13.93%
2720	RANGELY RE-4	7272	RANGELY MIDDLE SCHOOL	6TH	1	0	1	0	31	33	2	6.06%
2720	RANGELY RE-4	7272	RANGELY MIDDLE SCHOOL	7TH	0	0	0	5	30	35	5	14.29%
2720	RANGELY RE-4	7272	RANGELY MIDDLE SCHOOL	8TH	0	0	0	1	19	20	1	5.00%
2720	RANGELY RE-4	7272	RANGELY MIDDLE SCHOOL	SCHOOL T	1	0	1	6	80	88	8	9.09%
2720	RANGELY RE-4	7276	RANGELY HIGH SCHOOL	9TH	3	0	0	2	36	41	5	12.20%
2720	RANGELY RE-4	7276	RANGELY HIGH SCHOOL	10TH	1	0	0	8	35	44	9	20.45%
2720	RANGELY RE-4	7276	RANGELY HIGH SCHOOL	11TH	1	0	0	6	26	33	7	21.21%
2720	RANGELY RE-4	7276	RANGELY HIGH SCHOOL	12TH	0	0	0	6	39	45	6	13.33%
2720	RANGELY RE-4	7276	RANGELY HIGH SCHOOL	SCHOOL T	5	0	0	22	136	163	27	16.56%
2720	RANGELY RE-4		DISTRICT TOTAL		8	1	4	56	426	495	69	13.94%
2730	DEL NORTE C-7	2148	DEL NORTE MIDDLE SCHOOL	6TH	0	0	0	21	22	43	21	48.84%
2730	DEL NORTE C-7	2148	DEL NORTE MIDDLE SCHOOL	7TH	0	0	0	24	19	43	24	55.81%
2730	DEL NORTE C-7	2148	DEL NORTE MIDDLE SCHOOL	8TH	0	0	1	27	25	53	28	52.83%
2730	DEL NORTE C-7	2148	DEL NORTE MIDDLE SCHOOL	SCHOOL T	0	0	1	72	66	139	73	52.52%
2730	DEL NORTE C-7	2150	DEL NORTE HIGH SCHOOL	9TH	1	0	0	25	27	53	26	49.06%
2730	DEL NORTE C-7	2150	DEL NORTE HIGH SCHOOL	10TH	2	1	1	24	21	49	28	57.14%
2730	DEL NORTE C-7	2150	DEL NORTE HIGH SCHOOL	11TH	0	0	0	14	16	30	14	46.67%
2730	DEL NORTE C-7	2150	DEL NORTE HIGH SCHOOL	12TH	1	0	1	14	25	41	16	39.02%
2730	DEL NORTE C-7	2150	DEL NORTE HIGH SCHOOL	SCHOOL T	4	1	2	77	89	173	84	48.55%
2730	DEL NORTE C-7	5840	MESA ELEMENTARY SCHOOL	KINDERG/	1	0	0	19	25	45	20	44.44%
2730	DEL NORTE C-7	5840	MESA ELEMENTARY SCHOOL	1ST	3	0	0	17	27	47	20	42.55%
2730	DEL NORTE C-7	5840	MESA ELEMENTARY SCHOOL	SCHOOL T	4	0	0	36	52	92	40	43.48%
2730	DEL NORTE C-7	8960	UNDERWOOD ELEMENTARY SCHOOL	2ND	0	1	0	16	25	42	17	40.48%
2730	DEL NORTE C-7	8960	UNDERWOOD ELEMENTARY SCHOOL	3RD	0	0	0	29	23	52	29	55.77%
2730	DEL NORTE C-7	8960	UNDERWOOD ELEMENTARY SCHOOL	4TH	0	0	1	21	24	46	22	47.83%
2730	DEL NORTE C-7	8960	UNDERWOOD ELEMENTARY SCHOOL	5TH	1	0	1	25	20	47	27	57.45%
2730	DEL NORTE C-7	8960	UNDERWOOD ELEMENTARY SCHOOL	SCHOOL T	1	1	2	91	92	187	95	50.80%
2730	DEL NORTE C-7		DISTRICT TOTAL		9	2	5	276	299	591	292	49.41%
2740	MONTE VISTA C-8	5579	MARSH ELEMENTARY SCHOOL	PK	1	0	0	23	17	41	24	58.54%
2740	MONTE VISTA C-8	5579	MARSH ELEMENTARY SCHOOL	KINDERG/	0	1	2	59	21	83	62	74.70%
2740	MONTE VISTA C-8	5579	MARSH ELEMENTARY SCHOOL	1ST	2	0	1	58	23	84	61	72.62%
2740	MONTE VISTA C-8	5579	MARSH ELEMENTARY SCHOOL	SCHOOL T	3	1	3	140	61	208	147	70.67%
2740	MONTE VISTA C-8	6030	BYRON SYRING DELTA CENTER	9TH	0	0	1	15	3	19	16	84.21%
2740	MONTE VISTA C-8	6030	BYRON SYRING DELTA CENTER	10TH	0	0	0	21	6	27	21	77.78%
2740	MONTE VISTA C-8	6030	BYRON SYRING DELTA CENTER	11TH	0	0	0	13	5	18	13	72.22%
2740	MONTE VISTA C-8	6030	BYRON SYRING DELTA CENTER	12TH	0	0	0	9	5	14	9	64.29%
2740	MONTE VISTA C-8	6030	BYRON SYRING DELTA CENTER	SCHOOL T	0	0	1	58	19	78	59	75.64%



COLORADO DEPARTMENT OF EDUCATION
FALL 2007 PUPIL MEMBERSHIP BY DISTRICT, SCHOOL, GRADE, RACE/ETHNICITY, AND GENDER


District Code	DISTRICT	School Code	SCHOOL	GRADE	AMERICAN INDIAN OR ALASKAN NATIVE	ASIAN OR PACIFIC ISLANDER	BLACK (NOT HISPANIC)	HISPANIC	WHITE (NOT HISPANIC)	Total	Total	
											Minority	% Minority
2740	MONTE VISTA C-8	6036	BILL METZ ELEMENTARY SCHOOL	2ND	3	0	0	59	21	83	62	74.70%
2740	MONTE VISTA C-8	6036	BILL METZ ELEMENTARY SCHOOL	3RD	1	0	0	61	24	86	62	72.09%
2740	MONTE VISTA C-8	6036	BILL METZ ELEMENTARY SCHOOL	4TH	2	0	2	59	17	80	63	78.75%
2740	MONTE VISTA C-8	6036	BILL METZ ELEMENTARY SCHOOL	5TH	5	0	1	30	30	66	36	54.55%
2740	MONTE VISTA C-8	6036	BILL METZ ELEMENTARY SCHOOL	SCHOOL T	11	0	3	209	92	315	223	70.79%
2740	MONTE VISTA C-8	6044	MONTE VISTA MIDDLE SCHOOL	6TH	2	1	1	47	22	73	51	69.86%
2740	MONTE VISTA C-8	6044	MONTE VISTA MIDDLE SCHOOL	7TH	2	0	0	42	20	64	44	68.75%
2740	MONTE VISTA C-8	6044	MONTE VISTA MIDDLE SCHOOL	8TH	3	1	2	45	28	79	51	64.56%
2740	MONTE VISTA C-8	6044	MONTE VISTA MIDDLE SCHOOL	SCHOOL T	7	2	3	134	70	216	146	67.59%
2740	MONTE VISTA C-8	6046	MONTE VISTA SENIOR HIGH SCHOOL	9TH	0	0	1	58	23	82	59	71.95%
2740	MONTE VISTA C-8	6046	MONTE VISTA SENIOR HIGH SCHOOL	10TH	1	2	1	49	27	80	53	66.25%
2740	MONTE VISTA C-8	6046	MONTE VISTA SENIOR HIGH SCHOOL	11TH	2	2	2	42	26	74	48	64.86%
2740	MONTE VISTA C-8	6046	MONTE VISTA SENIOR HIGH SCHOOL	12TH	1	1	0	37	16	55	39	70.91%
2740	MONTE VISTA C-8	6046	MONTE VISTA SENIOR HIGH SCHOOL	SCHOOL T	4	5	4	186	92	291	199	68.38%
2740	MONTE VISTA C-8	6520	MONTE VISTA ON-LINE ACADEMY	5TH	0	0	0	1	2	3	1	33.33%
2740	MONTE VISTA C-8	6520	MONTE VISTA ON-LINE ACADEMY	6TH	0	0	0	0	1	1	0	0.00%
2740	MONTE VISTA C-8	6520	MONTE VISTA ON-LINE ACADEMY	7TH	0	0	0	3	7	10	3	30.00%
2740	MONTE VISTA C-8	6520	MONTE VISTA ON-LINE ACADEMY	8TH	0	0	0	1	8	9	1	11.11%
2740	MONTE VISTA C-8	6520	MONTE VISTA ON-LINE ACADEMY	9TH	2	0	1	6	13	22	9	40.91%
2740	MONTE VISTA C-8	6520	MONTE VISTA ON-LINE ACADEMY	10TH	0	0	0	1	19	20	1	5.00%
2740	MONTE VISTA C-8	6520	MONTE VISTA ON-LINE ACADEMY	11TH	0	0	0	3	12	15	3	20.00%
2740	MONTE VISTA C-8	6520	MONTE VISTA ON-LINE ACADEMY	12TH	0	1	1	0	10	12	2	16.67%
2740	MONTE VISTA C-8	6520	MONTE VISTA ON-LINE ACADEMY	SCHOOL T	2	1	2	15	72	92	20	21.74%
2740	MONTE VISTA C-8		DISTRICT TOTAL		27	9	16	742	406	1,200	794	66.17%
2750	SARGENT RE-33J	7660	SARGENT ELEMENTARY SCHOOL	KINDERG/	1	0	0	7	29	37	8	21.62%
2750	SARGENT RE-33J	7660	SARGENT ELEMENTARY SCHOOL	1ST	1	1	1	10	23	36	13	36.11%
2750	SARGENT RE-33J	7660	SARGENT ELEMENTARY SCHOOL	2ND	0	0	0	12	28	40	12	30.00%
2750	SARGENT RE-33J	7660	SARGENT ELEMENTARY SCHOOL	3RD	0	1	0	7	29	37	8	21.62%
2750	SARGENT RE-33J	7660	SARGENT ELEMENTARY SCHOOL	4TH	0	0	0	7	18	25	7	28.00%
2750	SARGENT RE-33J	7660	SARGENT ELEMENTARY SCHOOL	5TH	2	0	1	9	28	40	12	30.00%
2750	SARGENT RE-33J	7660	SARGENT ELEMENTARY SCHOOL	6TH	1	0	0	11	24	36	12	33.33%
2750	SARGENT RE-33J	7660	SARGENT ELEMENTARY SCHOOL	SCHOOL T	5	2	2	63	179	251	72	28.69%
2750	SARGENT RE-33J	7664	SARGENT SENIOR HIGH SCHOOL	9TH	2	0	0	6	30	38	8	21.05%
2750	SARGENT RE-33J	7664	SARGENT SENIOR HIGH SCHOOL	10TH	0	4	0	9	28	41	13	31.71%
2750	SARGENT RE-33J	7664	SARGENT SENIOR HIGH SCHOOL	11TH	0	1	0	5	28	34	6	17.65%
2750	SARGENT RE-33J	7664	SARGENT SENIOR HIGH SCHOOL	12TH	1	0	0	9	26	36	10	27.78%
2750	SARGENT RE-33J	7664	SARGENT SENIOR HIGH SCHOOL	SCHOOL T	3	5	0	29	112	149	37	24.83%
2750	SARGENT RE-33J	7668	SARGENT JUNIOR HIGH SCHOOL	7TH	1	1	0	10	29	41	12	29.27%
2750	SARGENT RE-33J	7668	SARGENT JUNIOR HIGH SCHOOL	8TH	0	0	0	11	19	30	11	36.67%
2750	SARGENT RE-33J	7668	SARGENT JUNIOR HIGH SCHOOL	SCHOOL T	1	1	0	21	48	71	23	32.39%
2750	SARGENT RE-33J		DISTRICT TOTAL		9	8	2	113	339	471	132	28.03%
2760	HAYDEN RE-1	2522	HAYDEN VALLEY ELEMENTARY SCHOOL	PK	0	0	0	6	32	38	6	15.79%
2760	HAYDEN RE-1	2522	HAYDEN VALLEY ELEMENTARY SCHOOL	HALF DAY	0	0	0	0	1	1	0	0.00%
2760	HAYDEN RE-1	2522	HAYDEN VALLEY ELEMENTARY SCHOOL	KINDERG/	0	0	0	8	20	28	8	28.57%
2760	HAYDEN RE-1	2522	HAYDEN VALLEY ELEMENTARY SCHOOL	1ST	0	1	0	6	26	33	7	21.21%
2760	HAYDEN RE-1	2522	HAYDEN VALLEY ELEMENTARY SCHOOL	2ND	0	0	0	6	24	30	6	20.00%
2760	HAYDEN RE-1	2522	HAYDEN VALLEY ELEMENTARY SCHOOL	3RD	0	0	0	1	27	28	1	3.57%
2760	HAYDEN RE-1	2522	HAYDEN VALLEY ELEMENTARY SCHOOL	4TH	0	0	1	4	22	27	5	18.52%
2760	HAYDEN RE-1	2522	HAYDEN VALLEY ELEMENTARY SCHOOL	5TH	0	0	2	1	29	32	3	9.38%
2760	HAYDEN RE-1	2522	HAYDEN VALLEY ELEMENTARY SCHOOL	SCHOOL T	0	1	3	32	181	217	36	16.59%
2760	HAYDEN RE-1	3860	HAYDEN MIDDLE SCHOOL	6TH	1	0	0	2	22	25	3	12.00%
2760	HAYDEN RE-1	3860	HAYDEN MIDDLE SCHOOL	7TH	0	0	0	3	29	32	3	9.38%
2760	HAYDEN RE-1	3860	HAYDEN MIDDLE SCHOOL	8TH	1	0	0	2	29	32	3	9.38%
2760	HAYDEN RE-1	3860	HAYDEN MIDDLE SCHOOL	SCHOOL T	2	0	0	7	80	89	9	10.11%
2760	HAYDEN RE-1	3862	HAYDEN HIGH SCHOOL	9TH	2	0	0	1	37	40	3	7.50%
2760	HAYDEN RE-1	3862	HAYDEN HIGH SCHOOL	10TH	0	1	0	6	37	44	7	15.91%
2760	HAYDEN RE-1	3862	HAYDEN HIGH SCHOOL	11TH	0	0	0	1	34	35	1	2.86%
2760	HAYDEN RE-1	3862	HAYDEN HIGH SCHOOL	12TH	1	0	0	0	33	34	1	2.94%
2760	HAYDEN RE-1	3862	HAYDEN HIGH SCHOOL	SCHOOL T	3	1	0	8	141	153	12	7.84%
2760	HAYDEN RE-1		DISTRICT TOTAL		5	2	3	47	402	459	57	12.42%
2770	STEAMBOAT SPRINGS RE-2	6363	NORTH ROUNTT CHARTER SCHOOL	HALF DAY	0	0	0	0	7	7	0	0.00%
2770	STEAMBOAT SPRINGS RE-2	6363	NORTH ROUNTT CHARTER SCHOOL	1ST	0	0	0	0	9	9	0	0.00%
2770	STEAMBOAT SPRINGS RE-2	6363	NORTH ROUNTT CHARTER SCHOOL	2ND	0	0	0	0	6	6	0	0.00%

COLORADO DEPARTMENT OF EDUCATION
FALL 2007 PUPIL MEMBERSHIP BY DISTRICT, SCHOOL, GRADE, RACE/ETHNICITY, AND GENDER

District Code	DISTRICT	School Code	SCHOOL	GRADE	AMERICAN	ASIAN OR	BLACK (NOT	HISPANIC	WHITE (NOT	Total	Total	
					INDIAN OR ALASKAN NATIVE	PACIFIC ISLANDER	HISPANIC)		HISPANIC)		Minority	% Minority
2770	STEAMBOAT SPRINGS RE-2	6363	NORTH ROUNTT CHARTER SCHOOL	3RD	0	0	0	0	7	7	0	0.00%
2770	STEAMBOAT SPRINGS RE-2	6363	NORTH ROUNTT CHARTER SCHOOL	4TH	0	0	0	0	7	7	0	0.00%
2770	STEAMBOAT SPRINGS RE-2	6363	NORTH ROUNTT CHARTER SCHOOL	5TH	0	0	0	0	2	2	0	0.00%
2770	STEAMBOAT SPRINGS RE-2	6363	NORTH ROUNTT CHARTER SCHOOL	6TH	0	0	0	0	6	6	0	0.00%
2770	STEAMBOAT SPRINGS RE-2	6363	NORTH ROUNTT CHARTER SCHOOL	7TH	0	0	0	0	3	3	0	0.00%
2770	STEAMBOAT SPRINGS RE-2	6363	NORTH ROUNTT CHARTER SCHOOL	8TH	0	0	0	0	3	3	0	0.00%
2770	STEAMBOAT SPRINGS RE-2	6363	NORTH ROUNTT CHARTER SCHOOL	SCHOOL T	0	0	0	0	50	50	0	0.00%
2770	STEAMBOAT SPRINGS RE-2	8208	SODA CREEK ELEMENTARY SCHOOL	HALF DAY	0	3	0	4	51	58	7	12.07%
2770	STEAMBOAT SPRINGS RE-2	8208	SODA CREEK ELEMENTARY SCHOOL	1ST	1	1	0	7	59	68	9	13.24%
2770	STEAMBOAT SPRINGS RE-2	8208	SODA CREEK ELEMENTARY SCHOOL	2ND	0	3	1	5	60	69	9	13.04%
2770	STEAMBOAT SPRINGS RE-2	8208	SODA CREEK ELEMENTARY SCHOOL	3RD	1	1	0	5	68	75	7	9.33%
2770	STEAMBOAT SPRINGS RE-2	8208	SODA CREEK ELEMENTARY SCHOOL	4TH	0	0	0	9	56	65	9	13.85%
2770	STEAMBOAT SPRINGS RE-2	8208	SODA CREEK ELEMENTARY SCHOOL	5TH	0	2	1	8	50	61	11	18.03%
2770	STEAMBOAT SPRINGS RE-2	8208	SODA CREEK ELEMENTARY SCHOOL	SCHOOL T	2	10	2	38	344	396	52	13.13%
2770	STEAMBOAT SPRINGS RE-2	8210	STEAMBOAT SPRINGS MIDDLE SCHOOL	6TH	0	4	0	7	152	163	11	6.75%
2770	STEAMBOAT SPRINGS RE-2	8210	STEAMBOAT SPRINGS MIDDLE SCHOOL	7TH	2	1	0	13	138	154	16	10.39%
2770	STEAMBOAT SPRINGS RE-2	8210	STEAMBOAT SPRINGS MIDDLE SCHOOL	8TH	2	1	1	6	135	145	10	6.90%
2770	STEAMBOAT SPRINGS RE-2	8210	STEAMBOAT SPRINGS MIDDLE SCHOOL	SCHOOL T	4	6	1	26	425	462	37	8.01%
2770	STEAMBOAT SPRINGS RE-2	8212	STEAMBOAT SPRINGS HIGH SCHOOL	9TH	2	3	2	11	165	183	18	9.84%
2770	STEAMBOAT SPRINGS RE-2	8212	STEAMBOAT SPRINGS HIGH SCHOOL	10TH	1	3	1	9	153	167	14	8.38%
2770	STEAMBOAT SPRINGS RE-2	8212	STEAMBOAT SPRINGS HIGH SCHOOL	11TH	0	0	0	14	127	141	14	9.93%
2770	STEAMBOAT SPRINGS RE-2	8212	STEAMBOAT SPRINGS HIGH SCHOOL	12TH	1	0	0	7	178	186	8	4.30%
2770	STEAMBOAT SPRINGS RE-2	8212	STEAMBOAT SPRINGS HIGH SCHOOL	SCHOOL T	4	6	3	41	623	677	54	7.98%
2770	STEAMBOAT SPRINGS RE-2	8358	STRAWBERRY PARK ELEMENTARY SCHOOL	HALF DAY	0	1	0	9	50	60	10	16.67%
2770	STEAMBOAT SPRINGS RE-2	8358	STRAWBERRY PARK ELEMENTARY SCHOOL	1ST	0	3	0	10	60	73	13	17.81%
2770	STEAMBOAT SPRINGS RE-2	8358	STRAWBERRY PARK ELEMENTARY SCHOOL	2ND	0	0	0	7	79	86	7	8.14%
2770	STEAMBOAT SPRINGS RE-2	8358	STRAWBERRY PARK ELEMENTARY SCHOOL	3RD	0	1	0	3	86	90	4	4.44%
2770	STEAMBOAT SPRINGS RE-2	8358	STRAWBERRY PARK ELEMENTARY SCHOOL	4TH	0	1	0	2	92	95	3	3.16%
2770	STEAMBOAT SPRINGS RE-2	8358	STRAWBERRY PARK ELEMENTARY SCHOOL	5TH	0	0	0	3	85	88	3	3.41%
2770	STEAMBOAT SPRINGS RE-2	8358	STRAWBERRY PARK ELEMENTARY SCHOOL	SCHOOL T	0	6	0	34	452	492	40	8.13%
2770	STEAMBOAT SPRINGS RE-2		DISTRICT TOTAL		10	28	6	139	1,894	2,077	183	8.81%
2780	SOUTH ROUNTT RE 3	8048	SOROCO MIDDLE SCHOOL	7TH	0	0	0	2	29	31	2	6.45%
2780	SOUTH ROUNTT RE 3	8048	SOROCO MIDDLE SCHOOL	8TH	0	0	0	2	19	21	2	9.52%
2780	SOUTH ROUNTT RE 3	8048	SOROCO MIDDLE SCHOOL	SCHOOL T	0	0	0	4	48	52	4	7.69%
2780	SOUTH ROUNTT RE 3	8050	SOROCO HIGH SCHOOL	9TH	0	1	0	1	32	34	2	5.88%
2780	SOUTH ROUNTT RE 3	8050	SOROCO HIGH SCHOOL	10TH	0	0	0	3	27	30	3	10.00%
2780	SOUTH ROUNTT RE 3	8050	SOROCO HIGH SCHOOL	11TH	2	0	0	2	21	25	4	16.00%
2780	SOUTH ROUNTT RE 3	8050	SOROCO HIGH SCHOOL	12TH	2	0	0	1	30	33	3	9.09%
2780	SOUTH ROUNTT RE 3	8050	SOROCO HIGH SCHOOL	SCHOOL T	4	1	0	7	110	122	12	9.84%
2780	SOUTH ROUNTT RE 3	8119	SOUTH ROUNTT EARLY LEARNING CENTER	PK	0	0	0	2	40	42	2	4.76%
2780	SOUTH ROUNTT RE 3	8119	SOUTH ROUNTT EARLY LEARNING CENTER	SCHOOL T	0	0	0	2	40	42	2	4.76%
2780	SOUTH ROUNTT RE 3	8120	SOUTH ROUNTT ELEMENTARY SCHOOL	KINDERG/	0	0	0	4	33	37	4	10.81%
2780	SOUTH ROUNTT RE 3	8120	SOUTH ROUNTT ELEMENTARY SCHOOL	1ST	0	1	2	2	33	38	5	13.16%
2780	SOUTH ROUNTT RE 3	8120	SOUTH ROUNTT ELEMENTARY SCHOOL	2ND	0	0	0	2	33	35	2	5.71%
2780	SOUTH ROUNTT RE 3	8120	SOUTH ROUNTT ELEMENTARY SCHOOL	3RD	0	1	0	4	25	30	5	16.67%
2780	SOUTH ROUNTT RE 3	8120	SOUTH ROUNTT ELEMENTARY SCHOOL	4TH	0	0	0	3	24	27	3	11.11%
2780	SOUTH ROUNTT RE 3	8120	SOUTH ROUNTT ELEMENTARY SCHOOL	5TH	0	1	0	2	22	25	3	12.00%
2780	SOUTH ROUNTT RE 3	8120	SOUTH ROUNTT ELEMENTARY SCHOOL	6TH	0	1	0	2	20	23	3	13.04%
2780	SOUTH ROUNTT RE 3	8120	SOUTH ROUNTT ELEMENTARY SCHOOL	SCHOOL T	0	4	2	19	190	215	25	11.63%
2780	SOUTH ROUNTT RE 3		DISTRICT TOTAL		4	5	2	32	388	431	43	9.98%
2790	MOUNTAIN VALLEY RE 1	6142	MOUNTAIN VALLEY ELEMENTARY SCHOOL	PK	0	0	0	3	5	8	3	37.50%
2790	MOUNTAIN VALLEY RE 1	6142	MOUNTAIN VALLEY ELEMENTARY SCHOOL	KINDERG/	1	0	0	4	6	11	5	45.45%
2790	MOUNTAIN VALLEY RE 1	6142	MOUNTAIN VALLEY ELEMENTARY SCHOOL	1ST	1	0	0	4	3	8	5	62.50%
2790	MOUNTAIN VALLEY RE 1	6142	MOUNTAIN VALLEY ELEMENTARY SCHOOL	2ND	1	0	0	1	5	7	2	28.57%
2790	MOUNTAIN VALLEY RE 1	6142	MOUNTAIN VALLEY ELEMENTARY SCHOOL	3RD	1	0	0	3	9	13	4	30.77%
2790	MOUNTAIN VALLEY RE 1	6142	MOUNTAIN VALLEY ELEMENTARY SCHOOL	4TH	0	0	0	3	2	5	3	60.00%
2790	MOUNTAIN VALLEY RE 1	6142	MOUNTAIN VALLEY ELEMENTARY SCHOOL	5TH	0	0	0	4	1	5	4	80.00%
2790	MOUNTAIN VALLEY RE 1	6142	MOUNTAIN VALLEY ELEMENTARY SCHOOL	SCHOOL T	4	0	0	22	31	57	26	45.61%
2790	MOUNTAIN VALLEY RE 1	6144	MOUNTAIN VALLEY MIDDLE SCHOOL	6TH	0	0	0	2	9	11	2	18.18%
2790	MOUNTAIN VALLEY RE 1	6144	MOUNTAIN VALLEY MIDDLE SCHOOL	7TH	2	0	0	3	3	8	5	62.50%
2790	MOUNTAIN VALLEY RE 1	6144	MOUNTAIN VALLEY MIDDLE SCHOOL	8TH	0	0	0	3	13	16	3	18.75%
2790	MOUNTAIN VALLEY RE 1	6144	MOUNTAIN VALLEY MIDDLE SCHOOL	SCHOOL T	2	0	0	8	25	35	10	28.57%
2790	MOUNTAIN VALLEY RE 1	6146	MOUNTAIN VALLEY SENIOR HIGH SCHOOL	9TH	1	0	0	3	9	13	4	30.77%

COLORADO DEPARTMENT OF EDUCATION
FALL 2007 PUPIL MEMBERSHIP BY DISTRICT, SCHOOL, GRADE, RACE/ETHNICITY, AND GENDER

District Code	DISTRICT	School Code	SCHOOL	GRADE	AMERICAN	ASIAN OR	BLACK (NOT	WHITE (NOT		Total	Total		
					INDIAN OR ALASKAN NATIVE	PACIFIC ISLANDER	HISPANIC)	HISPANIC	HISPANIC)		Minority	% Minority	
2790	MOUNTAIN VALLEY RE 1	6146	MOUNTAIN VALLEY SENIOR HIGH SCHOOL	10TH	1	0	1	6	10	18	8	44.44%	
2790	MOUNTAIN VALLEY RE 1	6146	MOUNTAIN VALLEY SENIOR HIGH SCHOOL	11TH	0	0	0	3	4	7	3	42.86%	
2790	MOUNTAIN VALLEY RE 1	6146	MOUNTAIN VALLEY SENIOR HIGH SCHOOL	12TH	1	0	0	5	2	8	6	75.00%	
2790	MOUNTAIN VALLEY RE 1	6146	MOUNTAIN VALLEY SENIOR HIGH SCHOOL	SCHOOL T	3	0	1	17	25	46	21	45.65%	
2790	MOUNTAIN VALLEY RE 1		DISTRICT TOTAL		9	0	1	47	81	138	57	41.30%	
2800	MOFFAT 2	2018	CRESTONE CHARTER SCHOOL	HALF DAY	1	0	1	0	1	3	2	66.67%	
2800	MOFFAT 2	2018	CRESTONE CHARTER SCHOOL	1ST	2	1	0	5	8	3	37.50%		
2800	MOFFAT 2	2018	CRESTONE CHARTER SCHOOL	2ND	1	0	0	0	3	4	1	25.00%	
2800	MOFFAT 2	2018	CRESTONE CHARTER SCHOOL	3RD	1	1	0	1	5	8	3	37.50%	
2800	MOFFAT 2	2018	CRESTONE CHARTER SCHOOL	4TH	0	0	0	0	4	4	0	0.00%	
2800	MOFFAT 2	2018	CRESTONE CHARTER SCHOOL	5TH	0	0	0	1	4	5	1	20.00%	
2800	MOFFAT 2	2018	CRESTONE CHARTER SCHOOL	6TH	1	0	0	0	6	7	1	14.29%	
2800	MOFFAT 2	2018	CRESTONE CHARTER SCHOOL	7TH	0	1	0	1	5	7	2	28.57%	
2800	MOFFAT 2	2018	CRESTONE CHARTER SCHOOL	8TH	0	1	0	0	4	5	1	20.00%	
2800	MOFFAT 2	2018	CRESTONE CHARTER SCHOOL	9TH	0	0	0	0	3	3	0	0.00%	
2800	MOFFAT 2	2018	CRESTONE CHARTER SCHOOL	10TH	0	0	0	0	6	6	0	0.00%	
2800	MOFFAT 2	2018	CRESTONE CHARTER SCHOOL	11TH	0	0	0	0	1	1	0	0.00%	
2800	MOFFAT 2	2018	CRESTONE CHARTER SCHOOL	12TH	0	0	0	0	6	6	0	0.00%	
2800	MOFFAT 2	2018	CRESTONE CHARTER SCHOOL	SCHOOL T	6	4	1	3	53	67	14	20.90%	
2800	MOFFAT 2	5954	MOFFAT ELEMENTARY SCHOOL	PK	2	0	0	3	9	14	5	35.71%	
2800	MOFFAT 2	5954	MOFFAT ELEMENTARY SCHOOL	HALF DAY	0	0	0	2	8	10	2	20.00%	
2800	MOFFAT 2	5954	MOFFAT ELEMENTARY SCHOOL	1ST	0	0	1	1	10	12	2	16.67%	
2800	MOFFAT 2	5954	MOFFAT ELEMENTARY SCHOOL	2ND	0	0	0	3	7	10	3	30.00%	
2800	MOFFAT 2	5954	MOFFAT ELEMENTARY SCHOOL	3RD	0	0	0	0	3	8	11	3	27.27%
2800	MOFFAT 2	5954	MOFFAT ELEMENTARY SCHOOL	4TH	0	1	0	1	5	7	2	28.57%	
2800	MOFFAT 2	5954	MOFFAT ELEMENTARY SCHOOL	5TH	0	2	0	2	8	12	4	33.33%	
2800	MOFFAT 2	5954	MOFFAT ELEMENTARY SCHOOL	SCHOOL T	2	3	1	15	55	76	21	27.63%	
2800	MOFFAT 2	5956	MOFFAT MIDDLE SCHOOL	6TH	0	0	0	1	11	12	1	8.33%	
2800	MOFFAT 2	5956	MOFFAT MIDDLE SCHOOL	7TH	0	0	0	1	8	9	1	11.11%	
2800	MOFFAT 2	5956	MOFFAT MIDDLE SCHOOL	8TH	3	0	0	2	4	9	5	55.56%	
2800	MOFFAT 2	5956	MOFFAT MIDDLE SCHOOL	SCHOOL T	3	0	0	4	23	30	7	23.33%	
2800	MOFFAT 2	5958	MOFFAT SENIOR HIGH SCHOOL	9TH	0	0	0	1	15	16	1	6.25%	
2800	MOFFAT 2	5958	MOFFAT SENIOR HIGH SCHOOL	10TH	0	0	0	2	8	10	2	20.00%	
2800	MOFFAT 2	5958	MOFFAT SENIOR HIGH SCHOOL	11TH	1	0	0	1	6	8	2	25.00%	
2800	MOFFAT 2	5958	MOFFAT SENIOR HIGH SCHOOL	12TH	0	0	0	1	8	9	1	11.11%	
2800	MOFFAT 2	5958	MOFFAT SENIOR HIGH SCHOOL	SCHOOL T	1	0	0	5	37	43	6	13.95%	
2800	MOFFAT 2		DISTRICT TOTAL		12	7	2	27	168	216	48	22.22%	
2810	CENTER 26 JT	0051	THE ACADEMIC RECOVERY CENTER OF SAN LUIS VALLEY	9TH	1	0	0	4	2	7	5	71.43%	
2810	CENTER 26 JT	0051	THE ACADEMIC RECOVERY CENTER OF SAN LUIS VALLEY	10TH	0	0	0	6	0	6	6	100.00%	
2810	CENTER 26 JT	0051	THE ACADEMIC RECOVERY CENTER OF SAN LUIS VALLEY	11TH	0	0	0	10	0	10	10	100.00%	
2810	CENTER 26 JT	0051	THE ACADEMIC RECOVERY CENTER OF SAN LUIS VALLEY	12TH	0	0	0	8	0	8	8	100.00%	
2810	CENTER 26 JT	0051	THE ACADEMIC RECOVERY CENTER OF SAN LUIS VALLEY	SCHOOL T	1	0	0	28	2	31	29	93.55%	
2810	CENTER 26 JT	1412	HASKIN ELEMENTARY SCHOOL	PK	0	0	0	19	3	22	19	86.36%	
2810	CENTER 26 JT	1412	HASKIN ELEMENTARY SCHOOL	KINDERG/	1	0	0	48	1	50	49	98.00%	
2810	CENTER 26 JT	1412	HASKIN ELEMENTARY SCHOOL	1ST	3	0	0	41	1	45	44	97.78%	
2810	CENTER 26 JT	1412	HASKIN ELEMENTARY SCHOOL	2ND	0	0	0	35	3	38	35	92.11%	
2810	CENTER 26 JT	1412	HASKIN ELEMENTARY SCHOOL	3RD	2	0	1	43	6	52	46	88.46%	
2810	CENTER 26 JT	1412	HASKIN ELEMENTARY SCHOOL	4TH	0	0	0	46	3	49	46	93.88%	
2810	CENTER 26 JT	1412	HASKIN ELEMENTARY SCHOOL	5TH	1	0	1	30	1	33	32	96.97%	
2810	CENTER 26 JT	1412	HASKIN ELEMENTARY SCHOOL	SCHOOL T	7	0	2	262	18	289	271	93.77%	
2810	CENTER 26 JT	1416	SKOGLUND MIDDLE SCHOOL	6TH	0	0	0	30	3	33	30	90.91%	
2810	CENTER 26 JT	1416	SKOGLUND MIDDLE SCHOOL	7TH	0	0	0	30	8	38	30	78.95%	
2810	CENTER 26 JT	1416	SKOGLUND MIDDLE SCHOOL	8TH	2	0	0	32	3	37	34	91.89%	
2810	CENTER 26 JT	1416	SKOGLUND MIDDLE SCHOOL	SCHOOL T	2	0	0	92	14	108	94	87.04%	
2810	CENTER 26 JT	1420	CENTER HIGH SCHOOL	9TH	1	0	0	49	3	53	50	94.34%	
2810	CENTER 26 JT	1420	CENTER HIGH SCHOOL	10TH	2	0	0	45	6	53	47	88.68%	
2810	CENTER 26 JT	1420	CENTER HIGH SCHOOL	11TH	0	0	0	33	8	41	33	80.49%	
2810	CENTER 26 JT	1420	CENTER HIGH SCHOOL	12TH	1	0	0	21	5	27	22	81.48%	
2810	CENTER 26 JT	1420	CENTER HIGH SCHOOL	SCHOOL T	4	0	0	148	22	174	152	87.36%	
2810	CENTER 26 JT		DISTRICT TOTAL		14	0	2	530	56	602	546	90.70%	
2820	SILVERTON 1	7900	SILVERTON ELEMENTARY SCHOOL	HALF DAY	0	0	0	1	8	9	1	11.11%	
2820	SILVERTON 1	7900	SILVERTON ELEMENTARY SCHOOL	1ST	0	0	0	0	5	5	0	0.00%	
2820	SILVERTON 1	7900	SILVERTON ELEMENTARY SCHOOL	2ND	0	0	0	2	4	6	2	33.33%	




COLORADO DEPARTMENT OF EDUCATION
FALL 2007 PUPIL MEMBERSHIP BY DISTRICT, SCHOOL, GRADE, RACE/ETHNICITY, AND GENDER

District Code	DISTRICT	School Code	SCHOOL	GRADE	AMERICAN	ASIAN OR	BLACK (NOT	WHITE (NOT		Total	Total	
					INDIAN OR ALASKAN NATIVE	PACIFIC ISLANDER	HISPANIC)	HISPANIC	HISPANIC)		Minority	% Minority
2820	SILVERTON 1	7900	SILVERTON ELEMENTARY SCHOOL	3RD	0	0	0	1	4	5	1	20.00%
2820	SILVERTON 1	7900	SILVERTON ELEMENTARY SCHOOL	4TH	1	0	0	1	7	9	2	22.22%
2820	SILVERTON 1	7900	SILVERTON ELEMENTARY SCHOOL	5TH	0	0	0	0	1	1	0	0.00%
2820	SILVERTON 1	7900	SILVERTON ELEMENTARY SCHOOL	SCHOOL T	1	0	0	5	29	35	6	17.14%
2820	SILVERTON 1	7902	SILVERTON MIDDLE SCHOOL	6TH	0	0	0	2	4	6	2	33.33%
2820	SILVERTON 1	7902	SILVERTON MIDDLE SCHOOL	7TH	1	0	0	1	6	8	2	25.00%
2820	SILVERTON 1	7902	SILVERTON MIDDLE SCHOOL	8TH	0	0	0	2	0	2	2	100.00%
2820	SILVERTON 1	7902	SILVERTON MIDDLE SCHOOL	SCHOOL T	1	0	0	5	10	16	6	37.50%
2820	SILVERTON 1	7904	SILVERTON HIGH SCHOOL	9TH	0	0	0	1	2	3	1	33.33%
2820	SILVERTON 1	7904	SILVERTON HIGH SCHOOL	10TH	1	0	0	1	3	5	2	40.00%
2820	SILVERTON 1	7904	SILVERTON HIGH SCHOOL	11TH	0	0	0	1	2	3	1	33.33%
2820	SILVERTON 1	7904	SILVERTON HIGH SCHOOL	12TH	0	0	0	0	2	2	0	0.00%
2820	SILVERTON 1	7904	SILVERTON HIGH SCHOOL	SCHOOL T	1	0	0	3	9	13	4	30.77%
2820	SILVERTON 1		DISTRICT TOTAL		3	0	0	13	48	64	16	25.00%
2830	TELLURIDE R-1	8786	TELLURIDE ELEMENTARY SCHOOL	PK	0	0	0	6	8	14	6	42.86%
2830	TELLURIDE R-1	8786	TELLURIDE ELEMENTARY SCHOOL	HALF DAY	0	2	0	9	57	68	11	16.18%
2830	TELLURIDE R-1	8786	TELLURIDE ELEMENTARY SCHOOL	1ST	0	0	0	14	53	67	14	20.90%
2830	TELLURIDE R-1	8786	TELLURIDE ELEMENTARY SCHOOL	2ND	0	0	0	7	40	47	7	14.89%
2830	TELLURIDE R-1	8786	TELLURIDE ELEMENTARY SCHOOL	3RD	1	0	0	8	52	61	9	14.75%
2830	TELLURIDE R-1	8786	TELLURIDE ELEMENTARY SCHOOL	4TH	0	1	1	8	50	60	10	16.67%
2830	TELLURIDE R-1	8786	TELLURIDE ELEMENTARY SCHOOL	5TH	1	1	0	12	45	59	14	23.73%
2830	TELLURIDE R-1	8786	TELLURIDE ELEMENTARY SCHOOL	6TH	1	0	0	11	42	54	12	22.22%
2830	TELLURIDE R-1	8786	TELLURIDE ELEMENTARY SCHOOL	SCHOOL T	3	4	1	75	347	430	83	19.30%
2830	TELLURIDE R-1	8790	TELLURIDE MIDDLE SCHOOL	7TH	0	1	2	5	48	56	8	14.29%
2830	TELLURIDE R-1	8790	TELLURIDE MIDDLE SCHOOL	8TH	0	0	0	4	39	43	4	9.30%
2830	TELLURIDE R-1	8790	TELLURIDE MIDDLE SCHOOL	SCHOOL T	0	1	2	9	87	99	12	12.12%
2830	TELLURIDE R-1	8794	TELLURIDE HIGH SCHOOL	9TH	1	0	1	5	35	42	7	16.67%
2830	TELLURIDE R-1	8794	TELLURIDE HIGH SCHOOL	10TH	1	0	1	4	33	39	6	15.38%
2830	TELLURIDE R-1	8794	TELLURIDE HIGH SCHOOL	11TH	1	0	1	7	41	50	9	18.00%
2830	TELLURIDE R-1	8794	TELLURIDE HIGH SCHOOL	12TH	2	0	1	3	49	55	6	10.91%
2830	TELLURIDE R-1	8794	TELLURIDE HIGH SCHOOL	SCHOOL T	5	0	4	19	158	186	28	15.05%
2830	TELLURIDE R-1		DISTRICT TOTAL		8	5	7	103	592	715	123	17.20%
2840	NORWOOD R-2J	6418	NORWOOD ELEMENTARY SCHOOL	PK	0	1	0	1	23	25	2	8.00%
2840	NORWOOD R-2J	6418	NORWOOD ELEMENTARY SCHOOL	HALF DAY	0	0	1	0	17	18	1	5.56%
2840	NORWOOD R-2J	6418	NORWOOD ELEMENTARY SCHOOL	1ST	0	0	0	2	24	26	2	7.69%
2840	NORWOOD R-2J	6418	NORWOOD ELEMENTARY SCHOOL	2ND	1	0	0	1	15	17	2	11.76%
2840	NORWOOD R-2J	6418	NORWOOD ELEMENTARY SCHOOL	3RD	0	0	1	2	15	18	3	16.67%
2840	NORWOOD R-2J	6418	NORWOOD ELEMENTARY SCHOOL	4TH	0	0	0	0	20	20	0	0.00%
2840	NORWOOD R-2J	6418	NORWOOD ELEMENTARY SCHOOL	5TH	0	0	0	3	19	22	3	13.64%
2840	NORWOOD R-2J	6418	NORWOOD ELEMENTARY SCHOOL	SCHOOL T	1	1	2	9	133	146	13	8.90%
2840	NORWOOD R-2J	6422	NORWOOD HIGH SCHOOL	6TH	0	0	0	0	17	17	0	0.00%
2840	NORWOOD R-2J	6422	NORWOOD HIGH SCHOOL	7TH	0	0	0	0	20	20	0	0.00%
2840	NORWOOD R-2J	6422	NORWOOD HIGH SCHOOL	8TH	1	0	0	0	13	14	1	7.14%
2840	NORWOOD R-2J	6422	NORWOOD HIGH SCHOOL	9TH	0	0	1	2	20	23	3	13.04%
2840	NORWOOD R-2J	6422	NORWOOD HIGH SCHOOL	10TH	0	0	0	0	17	17	0	0.00%
2840	NORWOOD R-2J	6422	NORWOOD HIGH SCHOOL	11TH	0	0	0	2	29	31	2	6.45%
2840	NORWOOD R-2J	6422	NORWOOD HIGH SCHOOL	12TH	0	0	1	3	24	28	4	14.29%
2840	NORWOOD R-2J	6422	NORWOOD HIGH SCHOOL	SCHOOL T	1	0	2	7	140	150	10	6.67%
2840	NORWOOD R-2J		DISTRICT TOTAL		2	1	4	16	273	296	23	7.77%
2862	JULESBURG RE-1	4488	JULESBURG ELEMENTARY SCHOOL	PK	0	1	1	12	20	34	14	41.18%
2862	JULESBURG RE-1	4488	JULESBURG ELEMENTARY SCHOOL	KINDERG/	0	0	0	5	8	13	5	38.46%
2862	JULESBURG RE-1	4488	JULESBURG ELEMENTARY SCHOOL	1ST	0	0	0	3	13	16	3	18.75%
2862	JULESBURG RE-1	4488	JULESBURG ELEMENTARY SCHOOL	2ND	1	0	1	3	14	19	5	26.32%
2862	JULESBURG RE-1	4488	JULESBURG ELEMENTARY SCHOOL	3RD	1	0	0	6	12	19	7	36.84%
2862	JULESBURG RE-1	4488	JULESBURG ELEMENTARY SCHOOL	4TH	0	0	0	2	15	17	2	11.76%
2862	JULESBURG RE-1	4488	JULESBURG ELEMENTARY SCHOOL	5TH	0	0	0	6	13	19	6	31.58%
2862	JULESBURG RE-1	4488	JULESBURG ELEMENTARY SCHOOL	6TH	0	0	0	3	9	12	3	25.00%
2862	JULESBURG RE-1	4488	JULESBURG ELEMENTARY SCHOOL	SCHOOL T	2	1	2	40	104	149	45	30.20%
2862	JULESBURG RE-1	4492	JULESBURG HIGH SCHOOL	7TH	0	0	0	3	20	23	3	13.04%
2862	JULESBURG RE-1	4492	JULESBURG HIGH SCHOOL	8TH	0	1	0	7	15	23	8	34.78%
2862	JULESBURG RE-1	4492	JULESBURG HIGH SCHOOL	9TH	0	0	0	4	16	20	4	20.00%
2862	JULESBURG RE-1	4492	JULESBURG HIGH SCHOOL	10TH	0	0	0	5	19	24	5	20.83%
2862	JULESBURG RE-1	4492	JULESBURG HIGH SCHOOL	11TH	0	0	0	10	18	28	10	35.71%



COLORADO DEPARTMENT OF EDUCATION
FALL 2007 PUPIL MEMBERSHIP BY DISTRICT, SCHOOL, GRADE, RACE/ETHNICITY, AND GENDER

District Code	DISTRICT	School Code	SCHOOL	GRADE	AMERICAN INDIAN OR ALASKAN NATIVE	ASIAN OR PACIFIC ISLANDER	BLACK (NOT HISPANIC)	HISPANIC	WHITE (NOT HISPANIC)	Total	Total	
											Minority	% Minority
2862	JULESBURG RE-1	4492	JULESBURG HIGH SCHOOL	12TH	0	0	0	1	16	17	1	5.88%
2862	JULESBURG RE-1	4492	JULESBURG HIGH SCHOOL	SCHOOL T	0	1	0	30	104	135	31	22.96%
2862	JULESBURG RE-1		DISTRICT TOTAL		2	2	2	70	208	284	76	26.76%
2865	PLATTE VALLEY RE-3	7050	PLATTE VALLEY ELEMENTARY SCHOOL	KINDERG/	0	0	0	3	8	11	3	27.27%
2865	PLATTE VALLEY RE-3	7050	PLATTE VALLEY ELEMENTARY SCHOOL	1ST	0	0	0	2	5	7	2	28.57%
2865	PLATTE VALLEY RE-3	7050	PLATTE VALLEY ELEMENTARY SCHOOL	2ND	0	0	0	2	7	9	2	22.22%
2865	PLATTE VALLEY RE-3	7050	PLATTE VALLEY ELEMENTARY SCHOOL	3RD	0	0	0	2	9	11	2	18.18%
2865	PLATTE VALLEY RE-3	7050	PLATTE VALLEY ELEMENTARY SCHOOL	4TH	0	0	0	2	10	12	2	16.67%
2865	PLATTE VALLEY RE-3	7050	PLATTE VALLEY ELEMENTARY SCHOOL	5TH	0	0	0	2	6	8	2	25.00%
2865	PLATTE VALLEY RE-3	7050	PLATTE VALLEY ELEMENTARY SCHOOL	6TH	0	0	0	0	7	7	0	0.00%
2865	PLATTE VALLEY RE-3	7050	PLATTE VALLEY ELEMENTARY SCHOOL	SCHOOL T	0	0	0	13	52	65	13	20.00%
2865	PLATTE VALLEY RE-3	7322	REVERE JUNIOR-SENIOR HIGH SCHOOL	7TH	0	0	0	0	4	4	0	0.00%
2865	PLATTE VALLEY RE-3	7322	REVERE JUNIOR-SENIOR HIGH SCHOOL	8TH	0	0	1	2	6	9	3	33.33%
2865	PLATTE VALLEY RE-3	7322	REVERE JUNIOR-SENIOR HIGH SCHOOL	9TH	0	0	0	1	7	8	1	12.50%
2865	PLATTE VALLEY RE-3	7322	REVERE JUNIOR-SENIOR HIGH SCHOOL	10TH	1	0	0	1	4	6	2	33.33%
2865	PLATTE VALLEY RE-3	7322	REVERE JUNIOR-SENIOR HIGH SCHOOL	11TH	0	0	0	0	5	5	0	0.00%
2865	PLATTE VALLEY RE-3	7322	REVERE JUNIOR-SENIOR HIGH SCHOOL	12TH	0	0	0	3	6	9	3	33.33%
2865	PLATTE VALLEY RE-3	7322	REVERE JUNIOR-SENIOR HIGH SCHOOL	SCHOOL T	1	0	1	7	32	41	9	21.95%
2865	PLATTE VALLEY RE-3		DISTRICT TOTAL		1	0	1	20	84	106	22	20.75%
3000	SUMMIT RE-1	0000	NOT IN A SCHOOL	7TH	0	0	0	1	0	1	1	100.00%
3000	SUMMIT RE-1	0000	NOT IN A SCHOOL	8TH	0	0	0	1	0	1	1	100.00%
3000	SUMMIT RE-1	0000	NOT IN A SCHOOL	SCHOOL T	0	0	0	0	2	2	2	100.00%
3000	SUMMIT RE-1	8370	DILLON VALLEY ELEMENTARY SCHOOL	PK	0	0	0	25	13	38	25	65.79%
3000	SUMMIT RE-1	8370	DILLON VALLEY ELEMENTARY SCHOOL	KINDERG/	0	0	0	39	29	68	39	57.35%
3000	SUMMIT RE-1	8370	DILLON VALLEY ELEMENTARY SCHOOL	1ST	0	1	0	43	30	74	44	59.46%
3000	SUMMIT RE-1	8370	DILLON VALLEY ELEMENTARY SCHOOL	2ND	1	0	0	25	19	45	26	57.78%
3000	SUMMIT RE-1	8370	DILLON VALLEY ELEMENTARY SCHOOL	3RD	0	1	0	31	8	40	32	80.00%
3000	SUMMIT RE-1	8370	DILLON VALLEY ELEMENTARY SCHOOL	4TH	0	0	0	16	9	25	16	64.00%
3000	SUMMIT RE-1	8370	DILLON VALLEY ELEMENTARY SCHOOL	5TH	0	0	0	22	13	35	22	62.86%
3000	SUMMIT RE-1	8370	DILLON VALLEY ELEMENTARY SCHOOL	SCHOOL T	1	2	0	201	121	325	204	62.77%
3000	SUMMIT RE-1	8372	BRECKENRIDGE ELEMENTARY SCHOOL	HALF DAY	0	0	0	0	10	10	0	0.00%
3000	SUMMIT RE-1	8372	BRECKENRIDGE ELEMENTARY SCHOOL	KINDERG/	0	1	0	2	32	35	3	8.57%
3000	SUMMIT RE-1	8372	BRECKENRIDGE ELEMENTARY SCHOOL	1ST	0	2	0	0	32	34	2	5.88%
3000	SUMMIT RE-1	8372	BRECKENRIDGE ELEMENTARY SCHOOL	2ND	0	1	0	2	39	42	3	7.14%
3000	SUMMIT RE-1	8372	BRECKENRIDGE ELEMENTARY SCHOOL	3RD	0	2	0	3	35	40	5	12.50%
3000	SUMMIT RE-1	8372	BRECKENRIDGE ELEMENTARY SCHOOL	4TH	0	0	0	2	31	33	2	6.06%
3000	SUMMIT RE-1	8372	BRECKENRIDGE ELEMENTARY SCHOOL	5TH	0	1	0	0	28	29	1	3.45%
3000	SUMMIT RE-1	8372	BRECKENRIDGE ELEMENTARY SCHOOL	SCHOOL T	0	7	0	9	207	223	16	7.17%
3000	SUMMIT RE-1	8374	FRISCO ELEMENTARY SCHOOL	PK	0	2	0	2	16	20	4	20.00%
3000	SUMMIT RE-1	8374	FRISCO ELEMENTARY SCHOOL	HALF DAY	0	0	0	0	10	10	0	0.00%
3000	SUMMIT RE-1	8374	FRISCO ELEMENTARY SCHOOL	KINDERG/	0	1	0	2	27	30	3	10.00%
3000	SUMMIT RE-1	8374	FRISCO ELEMENTARY SCHOOL	1ST	0	0	0	6	28	34	6	17.65%
3000	SUMMIT RE-1	8374	FRISCO ELEMENTARY SCHOOL	2ND	0	1	1	1	18	21	3	14.29%
3000	SUMMIT RE-1	8374	FRISCO ELEMENTARY SCHOOL	3RD	0	0	0	3	22	25	3	12.00%
3000	SUMMIT RE-1	8374	FRISCO ELEMENTARY SCHOOL	4TH	0	0	1	4	21	26	5	19.23%
3000	SUMMIT RE-1	8374	FRISCO ELEMENTARY SCHOOL	5TH	0	0	0	3	23	26	3	11.54%
3000	SUMMIT RE-1	8374	FRISCO ELEMENTARY SCHOOL	SCHOOL T	0	4	2	21	165	192	27	14.06%
3000	SUMMIT RE-1	8376	SILVERTHORNE ELEMENTARY SCHOOL	PK	1	0	0	17	8	26	18	69.23%
3000	SUMMIT RE-1	8376	SILVERTHORNE ELEMENTARY SCHOOL	KINDERG/	0	0	0	21	23	44	21	47.73%
3000	SUMMIT RE-1	8376	SILVERTHORNE ELEMENTARY SCHOOL	1ST	0	2	0	27	37	66	29	43.94%
3000	SUMMIT RE-1	8376	SILVERTHORNE ELEMENTARY SCHOOL	2ND	0	1	1	24	21	47	26	55.32%
3000	SUMMIT RE-1	8376	SILVERTHORNE ELEMENTARY SCHOOL	3RD	0	1	1	27	12	41	29	70.73%
3000	SUMMIT RE-1	8376	SILVERTHORNE ELEMENTARY SCHOOL	4TH	0	3	1	19	30	53	23	43.40%
3000	SUMMIT RE-1	8376	SILVERTHORNE ELEMENTARY SCHOOL	5TH	0	0	3	12	30	45	15	33.33%
3000	SUMMIT RE-1	8376	SILVERTHORNE ELEMENTARY SCHOOL	SCHOOL T	1	7	6	147	161	322	161	50.00%
3000	SUMMIT RE-1	8377	SUMMIT MIDDLE SCHOOL	6TH	1	4	1	44	154	204	50	24.51%
3000	SUMMIT RE-1	8377	SUMMIT MIDDLE SCHOOL	7TH	0	0	1	56	153	210	57	27.14%
3000	SUMMIT RE-1	8377	SUMMIT MIDDLE SCHOOL	8TH	0	4	2	66	170	242	72	29.75%
3000	SUMMIT RE-1	8377	SUMMIT MIDDLE SCHOOL	SCHOOL T	1	8	4	166	477	656	179	27.29%
3000	SUMMIT RE-1	8378	SUMMIT HIGH SCHOOL	9TH	0	3	1	41	161	206	45	21.84%
3000	SUMMIT RE-1	8378	SUMMIT HIGH SCHOOL	10TH	0	6	2	48	171	227	56	24.67%
3000	SUMMIT RE-1	8378	SUMMIT HIGH SCHOOL	11TH	0	3	1	37	182	223	41	18.39%
3000	SUMMIT RE-1	8378	SUMMIT HIGH SCHOOL	12TH	0	4	3	22	187	216	29	13.43%




COLORADO DEPARTMENT OF EDUCATION
FALL 2007 PUPIL MEMBERSHIP BY DISTRICT, SCHOOL, GRADE, RACE/ETHNICITY, AND GENDER

District Code	DISTRICT	School Code	SCHOOL	GRADE	AMERICAN	ASIAN OR	BLACK (NOT	WHITE (NOT		Total	Total	
					INDIAN OR ALASKAN NATIVE	PACIFIC ISLANDER	HISPANIC)	HISPANIC	HISPANIC)		Minority	% Minority
3000	SUMMIT RE-1	8378	SUMMIT HIGH SCHOOL	SCHOOL T	0	16	7	148	701	872	171	19.61%
3000	SUMMIT RE-1	8385	SUMMIT COVE ELEMENTARY SCHOOL	PK	0	0	1	6	19	26	7	26.92%
3000	SUMMIT RE-1	8385	SUMMIT COVE ELEMENTARY SCHOOL	HALF DAY	0	0	0	1	0	1	1	100.00%
3000	SUMMIT RE-1	8385	SUMMIT COVE ELEMENTARY SCHOOL	KINDERG/	0	1	0	6	34	41	7	17.07%
3000	SUMMIT RE-1	8385	SUMMIT COVE ELEMENTARY SCHOOL	1ST	0	1	1	6	29	37	8	21.62%
3000	SUMMIT RE-1	8385	SUMMIT COVE ELEMENTARY SCHOOL	2ND	0	0	0	2	33	35	2	5.71%
3000	SUMMIT RE-1	8385	SUMMIT COVE ELEMENTARY SCHOOL	3RD	0	0	0	4	34	38	4	10.53%
3000	SUMMIT RE-1	8385	SUMMIT COVE ELEMENTARY SCHOOL	4TH	0	0	0	6	21	27	6	22.22%
3000	SUMMIT RE-1	8385	SUMMIT COVE ELEMENTARY SCHOOL	5TH	0	1	0	5	33	39	6	15.38%
3000	SUMMIT RE-1	8385	SUMMIT COVE ELEMENTARY SCHOOL	SCHOOL T	0	3	2	36	203	244	41	16.80%
3000	SUMMIT RE-1	8993	UPPER BLUE ELEMENTARY SCHOOL	PK	0	1	0	6	6	13	7	53.85%
3000	SUMMIT RE-1	8993	UPPER BLUE ELEMENTARY SCHOOL	HALF DAY	0	1	0	3	5	9	4	44.44%
3000	SUMMIT RE-1	8993	UPPER BLUE ELEMENTARY SCHOOL	KINDERG/	0	1	0	7	20	28	8	28.57%
3000	SUMMIT RE-1	8993	UPPER BLUE ELEMENTARY SCHOOL	1ST	0	1	1	6	29	37	8	21.62%
3000	SUMMIT RE-1	8993	UPPER BLUE ELEMENTARY SCHOOL	2ND	0	0	0	8	28	36	8	22.22%
3000	SUMMIT RE-1	8993	UPPER BLUE ELEMENTARY SCHOOL	3RD	0	1	0	6	27	34	7	20.59%
3000	SUMMIT RE-1	8993	UPPER BLUE ELEMENTARY SCHOOL	4TH	0	1	0	7	22	30	8	26.67%
3000	SUMMIT RE-1	8993	UPPER BLUE ELEMENTARY SCHOOL	5TH	0	1	0	2	36	39	3	7.69%
3000	SUMMIT RE-1	8993	UPPER BLUE ELEMENTARY SCHOOL	SCHOOL T	0	7	1	45	173	226	53	23.45%
3000	SUMMIT RE-1		DISTRICT TOTAL		3	54	22	775	2,208	3,062	854	27.89%
3010	CRIPPLE CREEK-VICTOR RE-1	2024	CRIPPLE CREEK-VICTOR JUNIOR-SENIOR HIGH SCHOOL	7TH	0	0	2	5	26	33	7	21.21%
3010	CRIPPLE CREEK-VICTOR RE-1	2024	CRIPPLE CREEK-VICTOR JUNIOR-SENIOR HIGH SCHOOL	8TH	0	0	3	4	34	41	7	17.07%
3010	CRIPPLE CREEK-VICTOR RE-1	2024	CRIPPLE CREEK-VICTOR JUNIOR-SENIOR HIGH SCHOOL	9TH	2	0	0	3	35	40	5	12.50%
3010	CRIPPLE CREEK-VICTOR RE-1	2024	CRIPPLE CREEK-VICTOR JUNIOR-SENIOR HIGH SCHOOL	10TH	2	0	0	3	49	54	5	9.26%
3010	CRIPPLE CREEK-VICTOR RE-1	2024	CRIPPLE CREEK-VICTOR JUNIOR-SENIOR HIGH SCHOOL	11TH	2	0	0	3	33	38	5	13.16%
3010	CRIPPLE CREEK-VICTOR RE-1	2024	CRIPPLE CREEK-VICTOR JUNIOR-SENIOR HIGH SCHOOL	12TH	1	0	1	6	30	38	8	21.05%
3010	CRIPPLE CREEK-VICTOR RE-1	2024	CRIPPLE CREEK-VICTOR JUNIOR-SENIOR HIGH SCHOOL	SCHOOL T	7	0	6	24	207	244	37	15.16%
3010	CRIPPLE CREEK-VICTOR RE-1	9080	CRESSON ELEMENTARY SCHOOL	PK	0	1	0	4	38	43	5	11.63%
3010	CRIPPLE CREEK-VICTOR RE-1	9080	CRESSON ELEMENTARY SCHOOL	KINDERG/	1	0	0	1	23	25	2	8.00%
3010	CRIPPLE CREEK-VICTOR RE-1	9080	CRESSON ELEMENTARY SCHOOL	1ST	0	0	0	3	29	32	3	9.38%
3010	CRIPPLE CREEK-VICTOR RE-1	9080	CRESSON ELEMENTARY SCHOOL	2ND	2	0	1	4	19	26	7	26.92%
3010	CRIPPLE CREEK-VICTOR RE-1	9080	CRESSON ELEMENTARY SCHOOL	3RD	0	0	1	5	30	36	6	16.67%
3010	CRIPPLE CREEK-VICTOR RE-1	9080	CRESSON ELEMENTARY SCHOOL	4TH	1	0	1	2	30	34	4	11.76%
3010	CRIPPLE CREEK-VICTOR RE-1	9080	CRESSON ELEMENTARY SCHOOL	5TH	0	0	2	3	33	38	5	13.16%
3010	CRIPPLE CREEK-VICTOR RE-1	9080	CRESSON ELEMENTARY SCHOOL	6TH	0	0	3	4	28	35	7	20.00%
3010	CRIPPLE CREEK-VICTOR RE-1	9080	CRESSON ELEMENTARY SCHOOL	SCHOOL T	4	1	8	26	230	269	39	14.50%
3010	CRIPPLE CREEK-VICTOR RE-1		DISTRICT TOTAL		11	1	14	50	437	513	76	14.81%
3020	WOODLAND PARK RE-2	0000	NOT IN A SCHOOL	PK	0	1	0	0	0	1	1	100.00%
3020	WOODLAND PARK RE-2	0000	NOT IN A SCHOOL	SCHOOL T	0	1	0	0	0	1	1	100.00%
3020	WOODLAND PARK RE-2	8379	SUMMIT ELEMENTARY SCHOOL	PK	0	0	0	3	51	54	3	5.56%
3020	WOODLAND PARK RE-2	8379	SUMMIT ELEMENTARY SCHOOL	HALF DAY	1	1	0	7	61	70	9	12.86%
3020	WOODLAND PARK RE-2	8379	SUMMIT ELEMENTARY SCHOOL	1ST	1	0	0	4	61	66	5	7.58%
3020	WOODLAND PARK RE-2	8379	SUMMIT ELEMENTARY SCHOOL	2ND	1	1	0	7	55	64	9	14.06%
3020	WOODLAND PARK RE-2	8379	SUMMIT ELEMENTARY SCHOOL	3RD	2	0	0	8	64	74	10	13.51%
3020	WOODLAND PARK RE-2	8379	SUMMIT ELEMENTARY SCHOOL	4TH	0	0	2	6	70	78	8	10.26%
3020	WOODLAND PARK RE-2	8379	SUMMIT ELEMENTARY SCHOOL	5TH	0	2	0	1	95	98	3	3.06%
3020	WOODLAND PARK RE-2	8379	SUMMIT ELEMENTARY SCHOOL	SCHOOL T	5	4	2	36	457	504	47	9.33%
3020	WOODLAND PARK RE-2	9692	GATEWAY ELEMENTARY SCHOOL	PK	0	0	0	2	31	33	2	6.06%
3020	WOODLAND PARK RE-2	9692	GATEWAY ELEMENTARY SCHOOL	HALF DAY	0	1	1	5	45	52	7	13.46%
3020	WOODLAND PARK RE-2	9692	GATEWAY ELEMENTARY SCHOOL	1ST	1	0	1	4	49	55	6	10.91%
3020	WOODLAND PARK RE-2	9692	GATEWAY ELEMENTARY SCHOOL	2ND	0	2	1	4	53	60	7	11.67%
3020	WOODLAND PARK RE-2	9692	GATEWAY ELEMENTARY SCHOOL	3RD	1	1	0	3	50	55	5	9.09%
3020	WOODLAND PARK RE-2	9692	GATEWAY ELEMENTARY SCHOOL	4TH	1	1	0	6	47	55	8	14.55%
3020	WOODLAND PARK RE-2	9692	GATEWAY ELEMENTARY SCHOOL	5TH	0	1	0	3	55	59	4	6.78%
3020	WOODLAND PARK RE-2	9692	GATEWAY ELEMENTARY SCHOOL	SCHOOL T	3	6	3	27	330	369	39	10.57%
3020	WOODLAND PARK RE-2	9694	WOODLAND PARK MIDDLE SCHOOL	6TH	3	4	3	15	207	232	25	10.78%
3020	WOODLAND PARK RE-2	9694	WOODLAND PARK MIDDLE SCHOOL	7TH	4	2	2	16	215	239	24	10.04%
3020	WOODLAND PARK RE-2	9694	WOODLAND PARK MIDDLE SCHOOL	8TH	0	5	2	13	221	241	20	8.30%
3020	WOODLAND PARK RE-2	9694	WOODLAND PARK MIDDLE SCHOOL	SCHOOL T	7	11	7	44	643	712	69	9.69%
3020	WOODLAND PARK RE-2	9696	WOODLAND PARK HIGH SCHOOL	9TH	4	2	3	12	222	243	21	8.64%
3020	WOODLAND PARK RE-2	9696	WOODLAND PARK HIGH SCHOOL	10TH	3	3	5	17	221	249	28	11.24%
3020	WOODLAND PARK RE-2	9696	WOODLAND PARK HIGH SCHOOL	11TH	5	3	1	14	247	270	23	8.52%
3020	WOODLAND PARK RE-2	9696	WOODLAND PARK HIGH SCHOOL	12TH	4	1	4	15	239	263	24	9.13%

COLORADO DEPARTMENT OF EDUCATION
FALL 2007 PUPIL MEMBERSHIP BY DISTRICT, SCHOOL, GRADE, RACE/ETHNICITY, AND GENDER

District Code	DISTRICT	School Code	SCHOOL	GRADE	AMERICAN	ASIAN OR	BLACK (NOT	WHITE (NOT		Total	Total Minority	% Minority
					INDIAN OR ALASKAN NATIVE	PACIFIC ISLANDER	HISPANIC)	HISPANIC)	HISPANIC)			
3020	WOODLAND PARK RE-2	9696	WOODLAND PARK HIGH SCHOOL	SCHOOL T	16	9	13	58	929	1,025	96	9.37%
3020	WOODLAND PARK RE-2	9698	COLUMBINE ELEMENTARY SCHOOL	PK	0	0	0	2	20	22	2	9.09%
3020	WOODLAND PARK RE-2	9698	COLUMBINE ELEMENTARY SCHOOL	HALF DAY	0	1	0	3	38	42	4	9.52%
3020	WOODLAND PARK RE-2	9698	COLUMBINE ELEMENTARY SCHOOL	1ST	0	0	0	2	51	53	2	3.77%
3020	WOODLAND PARK RE-2	9698	COLUMBINE ELEMENTARY SCHOOL	2ND	1	2	1	3	59	66	7	10.61%
3020	WOODLAND PARK RE-2	9698	COLUMBINE ELEMENTARY SCHOOL	3RD	1	1	0	4	53	59	6	10.17%
3020	WOODLAND PARK RE-2	9698	COLUMBINE ELEMENTARY SCHOOL	4TH	0	1	1	7	54	63	9	14.29%
3020	WOODLAND PARK RE-2	9698	COLUMBINE ELEMENTARY SCHOOL	5TH	0	1	0	5	68	74	6	8.11%
3020	WOODLAND PARK RE-2	9698	COLUMBINE ELEMENTARY SCHOOL	SCHOOL T	2	6	2	26	343	379	36	9.50%
3020	WOODLAND PARK RE-2		DISTRICT TOTAL		33	37	27	191	2,702	2,990	288	9.63%
3030	AKRON R-1	0086	AKRON ELEMENTARY SCHOOL	PK	0	0	0	2	8	10	2	20.00%
3030	AKRON R-1	0086	AKRON ELEMENTARY SCHOOL	HALF DAY	0	0	0	2	11	13	2	15.38%
3030	AKRON R-1	0086	AKRON ELEMENTARY SCHOOL	1ST	0	1	1	4	30	36	6	16.67%
3030	AKRON R-1	0086	AKRON ELEMENTARY SCHOOL	2ND	0	0	0	3	29	32	3	9.38%
3030	AKRON R-1	0086	AKRON ELEMENTARY SCHOOL	3RD	1	0	1	6	29	37	8	21.62%
3030	AKRON R-1	0086	AKRON ELEMENTARY SCHOOL	4TH	0	0	1	6	18	25	7	28.00%
3030	AKRON R-1	0086	AKRON ELEMENTARY SCHOOL	5TH	0	0	0	3	26	29	3	10.34%
3030	AKRON R-1	0086	AKRON ELEMENTARY SCHOOL	6TH	0	0	0	10	19	29	10	34.48%
3030	AKRON R-1	0086	AKRON ELEMENTARY SCHOOL	7TH	0	0	0	3	30	33	3	9.09%
3030	AKRON R-1	0086	AKRON ELEMENTARY SCHOOL	8TH	0	0	0	2	27	29	2	6.90%
3030	AKRON R-1	0086	AKRON ELEMENTARY SCHOOL	SCHOOL T	1	1	3	41	227	273	46	16.85%
3030	AKRON R-1	0090	AKRON HIGH SCHOOL	9TH	1	0	0	4	30	35	5	14.29%
3030	AKRON R-1	0090	AKRON HIGH SCHOOL	10TH	0	0	0	2	24	26	2	7.69%
3030	AKRON R-1	0090	AKRON HIGH SCHOOL	11TH	0	0	0	6	29	35	6	17.14%
3030	AKRON R-1	0090	AKRON HIGH SCHOOL	12TH	0	0	0	1	31	32	1	3.13%
3030	AKRON R-1	0090	AKRON HIGH SCHOOL	SCHOOL T	1	0	0	13	114	128	14	10.94%
3030	AKRON R-1		DISTRICT TOTAL		2	1	3	54	341	401	60	14.96%
3040	ARICKAREE R-2	0304	ARICKAREE ELEMENTARY SCHOOL	PK	0	0	0	1	6	7	1	14.29%
3040	ARICKAREE R-2	0304	ARICKAREE ELEMENTARY SCHOOL	KINDERG/	0	0	0	2	10	12	2	16.67%
3040	ARICKAREE R-2	0304	ARICKAREE ELEMENTARY SCHOOL	1ST	0	0	0	2	7	9	2	22.22%
3040	ARICKAREE R-2	0304	ARICKAREE ELEMENTARY SCHOOL	2ND	0	0	0	0	6	6	0	0.00%
3040	ARICKAREE R-2	0304	ARICKAREE ELEMENTARY SCHOOL	3RD	0	0	0	3	9	12	3	25.00%
3040	ARICKAREE R-2	0304	ARICKAREE ELEMENTARY SCHOOL	4TH	0	0	0	3	11	14	3	21.43%
3040	ARICKAREE R-2	0304	ARICKAREE ELEMENTARY SCHOOL	5TH	0	0	0	0	7	7	0	0.00%
3040	ARICKAREE R-2	0304	ARICKAREE ELEMENTARY SCHOOL	6TH	0	0	0	0	7	7	0	0.00%
3040	ARICKAREE R-2	0304	ARICKAREE ELEMENTARY SCHOOL	SCHOOL T	0	0	0	11	63	74	11	14.86%
3040	ARICKAREE R-2	0308	ARICKAREE UNDIVIDED HIGH SCHOOL	7TH	0	0	0	1	7	8	1	12.50%
3040	ARICKAREE R-2	0308	ARICKAREE UNDIVIDED HIGH SCHOOL	8TH	0	0	0	1	6	7	1	14.29%
3040	ARICKAREE R-2	0308	ARICKAREE UNDIVIDED HIGH SCHOOL	9TH	0	0	0	0	5	5	0	0.00%
3040	ARICKAREE R-2	0308	ARICKAREE UNDIVIDED HIGH SCHOOL	10TH	0	0	0	0	5	5	0	0.00%
3040	ARICKAREE R-2	0308	ARICKAREE UNDIVIDED HIGH SCHOOL	11TH	0	0	0	2	8	10	2	20.00%
3040	ARICKAREE R-2	0308	ARICKAREE UNDIVIDED HIGH SCHOOL	12TH	0	0	0	0	3	3	0	0.00%
3040	ARICKAREE R-2	0308	ARICKAREE UNDIVIDED HIGH SCHOOL	SCHOOL T	0	0	0	4	34	38	4	10.53%
3040	ARICKAREE R-2		DISTRICT TOTAL		0	0	0	15	97	112	15	13.39%
3050	OTIS R-3	6582	OTIS ELEMENTARY SCHOOL	PK	0	0	0	0	15	15	0	0.00%
3050	OTIS R-3	6582	OTIS ELEMENTARY SCHOOL	KINDERG/	0	0	0	0	8	8	0	0.00%
3050	OTIS R-3	6582	OTIS ELEMENTARY SCHOOL	1ST	0	0	0	2	11	13	2	15.38%
3050	OTIS R-3	6582	OTIS ELEMENTARY SCHOOL	2ND	0	0	0	0	13	13	0	0.00%
3050	OTIS R-3	6582	OTIS ELEMENTARY SCHOOL	3RD	0	0	0	1	10	11	1	9.09%
3050	OTIS R-3	6582	OTIS ELEMENTARY SCHOOL	4TH	0	0	0	1	10	11	1	9.09%
3050	OTIS R-3	6582	OTIS ELEMENTARY SCHOOL	5TH	0	0	0	0	7	7	0	0.00%
3050	OTIS R-3	6582	OTIS ELEMENTARY SCHOOL	6TH	0	0	0	0	19	19	0	0.00%
3050	OTIS R-3	6582	OTIS ELEMENTARY SCHOOL	SCHOOL T	0	0	0	4	93	97	4	4.12%
3050	OTIS R-3	6586	OTIS JUNIOR-SENIOR HIGH SCHOOL	7TH	0	0	0	0	14	14	0	0.00%
3050	OTIS R-3	6586	OTIS JUNIOR-SENIOR HIGH SCHOOL	8TH	0	0	0	0	22	22	0	0.00%
3050	OTIS R-3	6586	OTIS JUNIOR-SENIOR HIGH SCHOOL	9TH	0	0	0	0	20	20	0	0.00%
3050	OTIS R-3	6586	OTIS JUNIOR-SENIOR HIGH SCHOOL	10TH	0	0	0	1	18	19	1	5.26%
3050	OTIS R-3	6586	OTIS JUNIOR-SENIOR HIGH SCHOOL	11TH	0	0	0	0	11	11	0	0.00%
3050	OTIS R-3	6586	OTIS JUNIOR-SENIOR HIGH SCHOOL	12TH	0	0	0	0	19	19	0	0.00%
3050	OTIS R-3	6586	OTIS JUNIOR-SENIOR HIGH SCHOOL	SCHOOL T	0	0	0	1	104	105	1	0.95%
3050	OTIS R-3		DISTRICT TOTAL		0	0	0	5	197	202	5	2.48%
3060	LONE STAR 101	5254	LONE STAR ELEMENTARY SCHOOL	KINDERG/	0	0	0	1	6	7	1	14.29%
3060	LONE STAR 101	5254	LONE STAR ELEMENTARY SCHOOL	1ST	0	0	0	0	4	4	0	0.00%



COLORADO DEPARTMENT OF EDUCATION
FALL 2007 PUPIL MEMBERSHIP BY DISTRICT, SCHOOL, GRADE, RACE/ETHNICITY, AND GENDER

District Code	DISTRICT	School Code	SCHOOL	GRADE	AMERICAN INDIAN OR ALASKAN NATIVE	ASIAN OR PACIFIC ISLANDER	BLACK (NOT HISPANIC)	HISPANIC	WHITE (NOT HISPANIC)	Total	Total	
											Minority	% Minority
3060	LONE STAR 101	5254	LONE STAR ELEMENTARY SCHOOL	2ND	0	0	0	1	6	7	1	14.29%
3060	LONE STAR 101	5254	LONE STAR ELEMENTARY SCHOOL	3RD	0	0	0	1	6	7	1	14.29%
3060	LONE STAR 101	5254	LONE STAR ELEMENTARY SCHOOL	4TH	0	0	0	0	5	5	0	0.00%
3060	LONE STAR 101	5254	LONE STAR ELEMENTARY SCHOOL	5TH	0	0	0	1	11	12	1	8.33%
3060	LONE STAR 101	5254	LONE STAR ELEMENTARY SCHOOL	6TH	0	0	0	1	5	6	1	16.67%
3060	LONE STAR 101	5254	LONE STAR ELEMENTARY SCHOOL	SCHOOL T	0	0	0	5	43	48	5	10.42%
3060	LONE STAR 101	5258	LONE STAR UNDIVIDED HIGH SCHOOL	7TH	0	0	0	0	5	5	0	0.00%
3060	LONE STAR 101	5258	LONE STAR UNDIVIDED HIGH SCHOOL	8TH	0	0	0	0	5	5	0	0.00%
3060	LONE STAR 101	5258	LONE STAR UNDIVIDED HIGH SCHOOL	9TH	0	0	0	0	11	11	0	0.00%
3060	LONE STAR 101	5258	LONE STAR UNDIVIDED HIGH SCHOOL	10TH	0	0	0	0	8	8	0	0.00%
3060	LONE STAR 101	5258	LONE STAR UNDIVIDED HIGH SCHOOL	11TH	0	0	0	2	6	8	2	25.00%
3060	LONE STAR 101	5258	LONE STAR UNDIVIDED HIGH SCHOOL	12TH	0	0	0	0	8	8	0	0.00%
3060	LONE STAR 101	5258	LONE STAR UNDIVIDED HIGH SCHOOL	SCHOOL T	0	0	0	2	43	45	2	4.44%
3060	LONE STAR 101		DISTRICT TOTAL		0	0	0	7	86	93	7	7.53%
3070	WOODLIN R-104	9700	WOODLIN ELEMENTARY SCHOOL	PK	0	0	0	0	9	9	0	0.00%
3070	WOODLIN R-104	9700	WOODLIN ELEMENTARY SCHOOL	KINDERG/	0	0	0	0	5	5	0	0.00%
3070	WOODLIN R-104	9700	WOODLIN ELEMENTARY SCHOOL	1ST	0	0	0	2	4	6	2	33.33%
3070	WOODLIN R-104	9700	WOODLIN ELEMENTARY SCHOOL	2ND	0	0	0	1	8	9	1	11.11%
3070	WOODLIN R-104	9700	WOODLIN ELEMENTARY SCHOOL	3RD	0	0	0	0	2	2	0	0.00%
3070	WOODLIN R-104	9700	WOODLIN ELEMENTARY SCHOOL	4TH	0	0	0	0	8	8	0	0.00%
3070	WOODLIN R-104	9700	WOODLIN ELEMENTARY SCHOOL	5TH	0	0	0	0	3	3	0	0.00%
3070	WOODLIN R-104	9700	WOODLIN ELEMENTARY SCHOOL	6TH	0	0	0	0	7	7	0	0.00%
3070	WOODLIN R-104	9700	WOODLIN ELEMENTARY SCHOOL	SCHOOL T	0	0	0	3	46	49	3	6.12%
3070	WOODLIN R-104	9704	WOODLIN UNDIVIDED HIGH SCHOOL	7TH	0	0	0	1	4	5	1	20.00%
3070	WOODLIN R-104	9704	WOODLIN UNDIVIDED HIGH SCHOOL	8TH	0	0	1	2	5	8	3	37.50%
3070	WOODLIN R-104	9704	WOODLIN UNDIVIDED HIGH SCHOOL	9TH	0	0	0	0	10	10	0	0.00%
3070	WOODLIN R-104	9704	WOODLIN UNDIVIDED HIGH SCHOOL	10TH	0	0	0	2	8	10	2	20.00%
3070	WOODLIN R-104	9704	WOODLIN UNDIVIDED HIGH SCHOOL	11TH	0	0	0	2	8	10	2	20.00%
3070	WOODLIN R-104	9704	WOODLIN UNDIVIDED HIGH SCHOOL	12TH	0	0	0	1	8	9	1	11.11%
3070	WOODLIN R-104	9704	WOODLIN UNDIVIDED HIGH SCHOOL	SCHOOL T	0	0	1	8	43	52	9	17.31%
3070	WOODLIN R-104		DISTRICT TOTAL		0	0	1	11	89	101	12	11.88%
3080	WELD COUNTY RE-1	3398	GILCREST ELEMENTARY SCHOOL	KINDERG/	0	0	0	30	15	45	30	66.67%
3080	WELD COUNTY RE-1	3398	GILCREST ELEMENTARY SCHOOL	1ST	1	0	0	23	14	38	24	63.16%
3080	WELD COUNTY RE-1	3398	GILCREST ELEMENTARY SCHOOL	2ND	0	1	0	24	12	37	25	67.57%
3080	WELD COUNTY RE-1	3398	GILCREST ELEMENTARY SCHOOL	3RD	0	0	1	23	14	38	24	63.16%
3080	WELD COUNTY RE-1	3398	GILCREST ELEMENTARY SCHOOL	4TH	0	0	0	15	12	27	15	55.56%
3080	WELD COUNTY RE-1	3398	GILCREST ELEMENTARY SCHOOL	5TH	0	0	0	16	10	26	16	61.54%
3080	WELD COUNTY RE-1	3398	GILCREST ELEMENTARY SCHOOL	SCHOOL T	1	1	1	131	77	211	134	63.51%
3080	WELD COUNTY RE-1	4852	PETE MIRICH ELEMENTARY SCHOOL	KINDERG/	0	0	0	31	30	61	31	50.82%
3080	WELD COUNTY RE-1	4852	PETE MIRICH ELEMENTARY SCHOOL	1ST	0	0	0	7	23	30	7	23.33%
3080	WELD COUNTY RE-1	4852	PETE MIRICH ELEMENTARY SCHOOL	2ND	0	0	0	25	31	56	25	44.64%
3080	WELD COUNTY RE-1	4852	PETE MIRICH ELEMENTARY SCHOOL	3RD	0	0	0	24	27	51	24	47.06%
3080	WELD COUNTY RE-1	4852	PETE MIRICH ELEMENTARY SCHOOL	4TH	0	0	1	18	23	42	19	45.24%
3080	WELD COUNTY RE-1	4852	PETE MIRICH ELEMENTARY SCHOOL	5TH	1	0	2	23	29	55	26	47.27%
3080	WELD COUNTY RE-1	4852	PETE MIRICH ELEMENTARY SCHOOL	SCHOOL T	1	0	3	128	163	295	132	44.75%
3080	WELD COUNTY RE-1	4854	NORTH VALLEY MIDDLE SCHOOL	6TH	1	0	1	36	36	74	38	51.35%
3080	WELD COUNTY RE-1	4854	NORTH VALLEY MIDDLE SCHOOL	7TH	1	0	1	43	46	91	45	49.45%
3080	WELD COUNTY RE-1	4854	NORTH VALLEY MIDDLE SCHOOL	8TH	1	0	0	39	44	84	40	47.62%
3080	WELD COUNTY RE-1	4854	NORTH VALLEY MIDDLE SCHOOL	SCHOOL T	3	0	2	118	126	249	123	49.40%
3080	WELD COUNTY RE-1	7056	PLATTEVILLE ELEMENTARY SCHOOL	KINDERG/	0	0	0	18	27	45	18	40.00%
3080	WELD COUNTY RE-1	7056	PLATTEVILLE ELEMENTARY SCHOOL	1ST	1	1	1	29	28	60	32	53.33%
3080	WELD COUNTY RE-1	7056	PLATTEVILLE ELEMENTARY SCHOOL	2ND	1	0	0	30	31	62	31	50.00%
3080	WELD COUNTY RE-1	7056	PLATTEVILLE ELEMENTARY SCHOOL	3RD	0	1	0	27	26	54	28	51.85%
3080	WELD COUNTY RE-1	7056	PLATTEVILLE ELEMENTARY SCHOOL	4TH	0	2	0	26	30	58	28	48.28%
3080	WELD COUNTY RE-1	7056	PLATTEVILLE ELEMENTARY SCHOOL	5TH	1	1	0	27	30	59	29	49.15%
3080	WELD COUNTY RE-1	7056	PLATTEVILLE ELEMENTARY SCHOOL	SCHOOL T	3	5	1	157	172	338	166	49.11%
3080	WELD COUNTY RE-1	7058	SOUTH VALLEY MIDDLE SCHOOL	6TH	0	1	1	38	27	67	40	59.70%
3080	WELD COUNTY RE-1	7058	SOUTH VALLEY MIDDLE SCHOOL	7TH	0	1	0	33	23	57	34	59.65%
3080	WELD COUNTY RE-1	7058	SOUTH VALLEY MIDDLE SCHOOL	8TH	1	2	1	29	27	60	33	55.00%
3080	WELD COUNTY RE-1	7058	SOUTH VALLEY MIDDLE SCHOOL	SCHOOL T	1	4	2	100	77	184	107	58.15%
3080	WELD COUNTY RE-1	9032	VALLEY HIGH SCHOOL	9TH	1	1	0	68	85	155	70	45.16%
3080	WELD COUNTY RE-1	9032	VALLEY HIGH SCHOOL	10TH	2	2	1	54	72	131	59	45.04%
3080	WELD COUNTY RE-1	9032	VALLEY HIGH SCHOOL	11TH	1	1	0	56	75	133	58	43.61%




COLORADO DEPARTMENT OF EDUCATION
FALL 2007 PUPIL MEMBERSHIP BY DISTRICT, SCHOOL, GRADE, RACE/ETHNICITY, AND GENDER

District Code	DISTRICT	School Code	SCHOOL	GRADE	AMERICAN INDIAN OR ALASKAN NATIVE		ASIAN OR PACIFIC ISLANDER		BLACK (NOT HISPANIC)		WHITE (NOT HISPANIC)		Total	Total Minority	% Minority
3080	WELD COUNTY RE-1	9032	VALLEY HIGH SCHOOL	12TH	0	0	0	0	50	58	108	50	46.30%		
3080	WELD COUNTY RE-1	9032	VALLEY HIGH SCHOOL	SCHOOL T	4	4	1	228	290	527	237	44.97%			
3080	WELD COUNTY RE-1		DISTRICT TOTAL		13	14	10	862	905	1,804	899	49.83%			
3085	EATON RE-2	0754	BENJAMIN EATON ELEMENTARY SCHOOL	3RD	0	0	1	22	78	101	23	22.77%			
3085	EATON RE-2	0754	BENJAMIN EATON ELEMENTARY SCHOOL	4TH	0	0	0	16	89	105	16	15.24%			
3085	EATON RE-2	0754	BENJAMIN EATON ELEMENTARY SCHOOL	5TH	1	0	1	20	85	107	22	20.56%			
3085	EATON RE-2	0754	BENJAMIN EATON ELEMENTARY SCHOOL	SCHOOL T	1	0	2	58	252	313	61	19.49%			
3085	EATON RE-2	2448	EATON ELEMENTARY SCHOOL	PK	0	1	0	12	32	45	13	28.89%			
3085	EATON RE-2	2448	EATON ELEMENTARY SCHOOL	HALF DAY	0	0	0	19	69	88	19	21.59%			
3085	EATON RE-2	2448	EATON ELEMENTARY SCHOOL	KINDERG/	0	0	0	1	21	22	1	4.55%			
3085	EATON RE-2	2448	EATON ELEMENTARY SCHOOL	1ST	2	2	2	23	74	103	29	28.16%			
3085	EATON RE-2	2448	EATON ELEMENTARY SCHOOL	2ND	1	3	2	25	89	120	31	25.83%			
3085	EATON RE-2	2448	EATON ELEMENTARY SCHOOL	SCHOOL T	3	6	4	80	285	378	93	24.60%			
3085	EATON RE-2	2452	EATON MIDDLE SCHOOL	6TH	0	1	1	24	112	138	26	18.84%			
3085	EATON RE-2	2452	EATON MIDDLE SCHOOL	7TH	1	2	1	23	100	127	27	21.26%			
3085	EATON RE-2	2452	EATON MIDDLE SCHOOL	8TH	0	0	0	31	95	126	31	24.60%			
3085	EATON RE-2	2452	EATON MIDDLE SCHOOL	SCHOOL T	1	3	2	78	307	391	84	21.48%			
3085	EATON RE-2	2456	EATON HIGH SCHOOL	9TH	1	0	1	30	131	163	32	19.63%			
3085	EATON RE-2	2456	EATON HIGH SCHOOL	10TH	0	0	1	25	102	128	26	20.31%			
3085	EATON RE-2	2456	EATON HIGH SCHOOL	11TH	0	0	0	22	108	130	22	16.92%			
3085	EATON RE-2	2456	EATON HIGH SCHOOL	12TH	0	1	0	13	98	112	14	12.50%			
3085	EATON RE-2	2456	EATON HIGH SCHOOL	SCHOOL T	1	1	2	90	439	533	94	17.64%			
3085	EATON RE-2	3286	GALETON ELEMENTARY SCHOOL	HALF DAY	0	0	1	7	12	20	8	40.00%			
3085	EATON RE-2	3286	GALETON ELEMENTARY SCHOOL	1ST	0	0	0	5	13	18	5	27.78%			
3085	EATON RE-2	3286	GALETON ELEMENTARY SCHOOL	2ND	0	0	1	7	18	26	8	30.77%			
3085	EATON RE-2	3286	GALETON ELEMENTARY SCHOOL	3RD	0	0	0	6	16	22	6	27.27%			
3085	EATON RE-2	3286	GALETON ELEMENTARY SCHOOL	4TH	0	0	1	4	13	18	5	27.78%			
3085	EATON RE-2	3286	GALETON ELEMENTARY SCHOOL	5TH	0	0	0	12	17	29	12	41.38%			
3085	EATON RE-2	3286	GALETON ELEMENTARY SCHOOL	SCHOOL T	0	0	3	41	89	133	44	33.08%			
3085	EATON RE-2		DISTRICT TOTAL		6	10	13	347	1,372	1,748	376	21.51%			
3090	KEENESBURG RE-3(J)	1299	CARDINAL COMMUNITY ACADEMY CHARTER SCHOOL	HALF DAY	0	0	0	0	20	20	0	0.00%			
3090	KEENESBURG RE-3(J)	1299	CARDINAL COMMUNITY ACADEMY CHARTER SCHOOL	1ST	0	0	0	1	19	20	1	5.00%			
3090	KEENESBURG RE-3(J)	1299	CARDINAL COMMUNITY ACADEMY CHARTER SCHOOL	2ND	0	0	1	1	18	20	2	10.00%			
3090	KEENESBURG RE-3(J)	1299	CARDINAL COMMUNITY ACADEMY CHARTER SCHOOL	3RD	0	0	0	3	17	20	3	15.00%			
3090	KEENESBURG RE-3(J)	1299	CARDINAL COMMUNITY ACADEMY CHARTER SCHOOL	4TH	0	0	0	2	18	20	2	10.00%			
3090	KEENESBURG RE-3(J)	1299	CARDINAL COMMUNITY ACADEMY CHARTER SCHOOL	5TH	0	1	0	1	19	20	2	10.00%			
3090	KEENESBURG RE-3(J)	1299	CARDINAL COMMUNITY ACADEMY CHARTER SCHOOL	6TH	0	0	0	0	20	20	0	0.00%			
3090	KEENESBURG RE-3(J)	1299	CARDINAL COMMUNITY ACADEMY CHARTER SCHOOL	7TH	0	0	0	1	15	16	1	6.25%			
3090	KEENESBURG RE-3(J)	1299	CARDINAL COMMUNITY ACADEMY CHARTER SCHOOL	8TH	0	0	0	1	9	10	1	10.00%			
3090	KEENESBURG RE-3(J)	1299	CARDINAL COMMUNITY ACADEMY CHARTER SCHOOL	SCHOOL T	0	1	1	10	154	166	12	7.23%			
3090	KEENESBURG RE-3(J)	1446	WELD CENTRAL SENIOR HIGH SCHOOL	9TH	3	0	2	55	120	180	60	33.33%			
3090	KEENESBURG RE-3(J)	1446	WELD CENTRAL SENIOR HIGH SCHOOL	10TH	1	1	1	39	100	142	42	29.58%			
3090	KEENESBURG RE-3(J)	1446	WELD CENTRAL SENIOR HIGH SCHOOL	11TH	2	2	4	23	95	126	31	24.60%			
3090	KEENESBURG RE-3(J)	1446	WELD CENTRAL SENIOR HIGH SCHOOL	12TH	1	2	0	19	82	104	22	21.15%			
3090	KEENESBURG RE-3(J)	1446	WELD CENTRAL SENIOR HIGH SCHOOL	SCHOOL T	7	5	7	136	397	552	155	28.08%			
3090	KEENESBURG RE-3(J)	3090	LOCHBUIE ELEMENTARY SCHOOL	PK	0	1	2	13	26	42	16	38.10%			
3090	KEENESBURG RE-3(J)	3090	LOCHBUIE ELEMENTARY SCHOOL	HALF DAY	1	1	0	10	23	35	12	34.29%			
3090	KEENESBURG RE-3(J)	3090	LOCHBUIE ELEMENTARY SCHOOL	KINDERG/	0	0	0	9	7	16	9	56.25%			
3090	KEENESBURG RE-3(J)	3090	LOCHBUIE ELEMENTARY SCHOOL	1ST	1	0	2	26	31	60	29	48.33%			
3090	KEENESBURG RE-3(J)	3090	LOCHBUIE ELEMENTARY SCHOOL	2ND	0	0	4	28	32	64	32	50.00%			
3090	KEENESBURG RE-3(J)	3090	LOCHBUIE ELEMENTARY SCHOOL	3RD	1	0	1	32	34	68	34	50.00%			
3090	KEENESBURG RE-3(J)	3090	LOCHBUIE ELEMENTARY SCHOOL	4TH	0	0	1	19	26	46	20	43.48%			
3090	KEENESBURG RE-3(J)	3090	LOCHBUIE ELEMENTARY SCHOOL	5TH	0	0	1	28	27	56	29	51.79%			
3090	KEENESBURG RE-3(J)	3090	LOCHBUIE ELEMENTARY SCHOOL	6TH	0	1	4	30	22	57	35	61.40%			
3090	KEENESBURG RE-3(J)	3090	LOCHBUIE ELEMENTARY SCHOOL	SCHOOL T	3	3	15	195	228	444	216	48.65%			
3090	KEENESBURG RE-3(J)	4148	HUDSON ELEMENTARY SCHOOL	PK	0	0	0	2	10	12	2	16.67%			
3090	KEENESBURG RE-3(J)	4148	HUDSON ELEMENTARY SCHOOL	HALF DAY	0	0	1	6	11	18	7	38.89%			
3090	KEENESBURG RE-3(J)	4148	HUDSON ELEMENTARY SCHOOL	KINDERG/	0	0	0	11	4	15	11	73.33%			
3090	KEENESBURG RE-3(J)	4148	HUDSON ELEMENTARY SCHOOL	1ST	0	1	1	16	21	39	18	46.15%			
3090	KEENESBURG RE-3(J)	4148	HUDSON ELEMENTARY SCHOOL	2ND	0	0	1	21	21	43	22	51.16%			
3090	KEENESBURG RE-3(J)	4148	HUDSON ELEMENTARY SCHOOL	3RD	1	0	2	14	30	47	17	36.17%			
3090	KEENESBURG RE-3(J)	4148	HUDSON ELEMENTARY SCHOOL	4TH	0	2	0	21	17	40	23	57.50%			
3090	KEENESBURG RE-3(J)	4148	HUDSON ELEMENTARY SCHOOL	5TH	0	0	1	16	21	38	17	44.74%			


COLORADO DEPARTMENT OF EDUCATION
FALL 2007 PUPIL MEMBERSHIP BY DISTRICT, SCHOOL, GRADE, RACE/ETHNICITY, AND GENDER

District Code	DISTRICT	School Code	SCHOOL	GRADE	AMERICAN	ASIAN OR	BLACK (NOT	WHITE (NOT		Total	Total	
					INDIAN OR ALASKAN NATIVE	PACIFIC ISLANDER	HISPANIC)	HISPANIC	HISPANIC)		Minority	% Minority
3090	KEENESBURG RE-3(J)	4148	HUDSON ELEMENTARY SCHOOL	6TH	1	1	0	20	19	41	22	53.66%
3090	KEENESBURG RE-3(J)	4148	HUDSON ELEMENTARY SCHOOL	SCHOOL T	2	4	6	127	154	293	139	47.44%
3090	KEENESBURG RE-3(J)	4526	HOFF ELEMENTARY SCHOOL	PK	1	0	0	3	23	27	4	14.81%
3090	KEENESBURG RE-3(J)	4526	HOFF ELEMENTARY SCHOOL	HALF DAY	0	1	0	3	24	28	4	14.29%
3090	KEENESBURG RE-3(J)	4526	HOFF ELEMENTARY SCHOOL	KINDERGA	0	0	0	2	11	13	2	15.38%
3090	KEENESBURG RE-3(J)	4526	HOFF ELEMENTARY SCHOOL	1ST	0	0	0	12	27	39	12	30.77%
3090	KEENESBURG RE-3(J)	4526	HOFF ELEMENTARY SCHOOL	2ND	0	1	0	12	42	55	13	23.64%
3090	KEENESBURG RE-3(J)	4526	HOFF ELEMENTARY SCHOOL	3RD	1	0	0	10	43	54	11	20.37%
3090	KEENESBURG RE-3(J)	4526	HOFF ELEMENTARY SCHOOL	4TH	0	0	0	7	41	48	7	14.58%
3090	KEENESBURG RE-3(J)	4526	HOFF ELEMENTARY SCHOOL	5TH	0	1	0	6	36	43	7	16.28%
3090	KEENESBURG RE-3(J)	4526	HOFF ELEMENTARY SCHOOL	6TH	0	0	0	7	49	56	7	12.50%
3090	KEENESBURG RE-3(J)	4526	HOFF ELEMENTARY SCHOOL	SCHOOL T	2	3	0	62	296	363	67	18.46%
3090	KEENESBURG RE-3(J)	9347	WELD CENTRAL JUNIOR HIGH SCHOOL	7TH	1	1	3	44	72	121	49	40.50%
3090	KEENESBURG RE-3(J)	9347	WELD CENTRAL JUNIOR HIGH SCHOOL	8TH	1	1	0	44	120	166	46	27.71%
3090	KEENESBURG RE-3(J)	9347	WELD CENTRAL JUNIOR HIGH SCHOOL	SCHOOL T	2	2	3	88	192	287	95	33.10%
3090	KEENESBURG RE-3(J)		DISTRICT TOTAL		16	18	32	618	1,421	2,105	684	32.49%
3100	WINDSOR RE-4	0000	NOT IN A SCHOOL	7TH	0	0	0	1	0	1	1	100.00%
3100	WINDSOR RE-4	0000	NOT IN A SCHOOL	SCHOOL T	0	0	0	1	0	1	1	100.00%
3100	WINDSOR RE-4	0055	GRANDVIEW ELEMENTARY SCHOOL	PK	0	0	0	6	23	29	6	20.69%
3100	WINDSOR RE-4	0055	GRANDVIEW ELEMENTARY SCHOOL	HALF DAY	0	1	0	7	41	49	8	16.33%
3100	WINDSOR RE-4	0055	GRANDVIEW ELEMENTARY SCHOOL	KINDERGA	1	2	0	1	21	25	4	16.00%
3100	WINDSOR RE-4	0055	GRANDVIEW ELEMENTARY SCHOOL	1ST	1	0	0	10	59	70	11	15.71%
3100	WINDSOR RE-4	0055	GRANDVIEW ELEMENTARY SCHOOL	2ND	0	3	2	10	60	75	15	20.00%
3100	WINDSOR RE-4	0055	GRANDVIEW ELEMENTARY SCHOOL	3RD	0	2	1	16	49	68	19	27.94%
3100	WINDSOR RE-4	0055	GRANDVIEW ELEMENTARY SCHOOL	4TH	0	1	0	17	65	83	18	21.69%
3100	WINDSOR RE-4	0055	GRANDVIEW ELEMENTARY SCHOOL	5TH	1	2	0	8	45	56	11	19.64%
3100	WINDSOR RE-4	0055	GRANDVIEW ELEMENTARY SCHOOL	SCHOOL T	3	11	3	75	363	455	92	20.22%
3100	WINDSOR RE-4	6750	MOUNTAIN VIEW ELEMENTARY SCHOOL	3RD	2	4	1	15	109	131	22	16.79%
3100	WINDSOR RE-4	6750	MOUNTAIN VIEW ELEMENTARY SCHOOL	4TH	0	1	1	19	91	112	21	18.75%
3100	WINDSOR RE-4	6750	MOUNTAIN VIEW ELEMENTARY SCHOOL	5TH	1	1	2	15	114	133	19	14.29%
3100	WINDSOR RE-4	6750	MOUNTAIN VIEW ELEMENTARY SCHOOL	SCHOOL T	3	6	4	49	314	376	62	16.49%
3100	WINDSOR RE-4	7958	SKYVIEW ELEMENTARY SCHOOL	PK	0	0	0	1	19	20	1	5.00%
3100	WINDSOR RE-4	7958	SKYVIEW ELEMENTARY SCHOOL	HALF DAY	0	0	1	4	67	72	5	6.94%
3100	WINDSOR RE-4	7958	SKYVIEW ELEMENTARY SCHOOL	1ST	1	0	0	6	61	68	7	10.29%
3100	WINDSOR RE-4	7958	SKYVIEW ELEMENTARY SCHOOL	2ND	1	3	0	7	49	60	11	18.33%
3100	WINDSOR RE-4	7958	SKYVIEW ELEMENTARY SCHOOL	3RD	1	1	1	7	54	64	10	15.63%
3100	WINDSOR RE-4	7958	SKYVIEW ELEMENTARY SCHOOL	4TH	1	1	0	4	53	59	6	10.17%
3100	WINDSOR RE-4	7958	SKYVIEW ELEMENTARY SCHOOL	5TH	2	2	2	6	51	63	12	19.05%
3100	WINDSOR RE-4	7958	SKYVIEW ELEMENTARY SCHOOL	SCHOOL T	6	7	4	35	354	406	52	12.81%
3100	WINDSOR RE-4	8886	TOZER ELEMENTARY SCHOOL	PK	3	4	2	17	58	84	26	30.95%
3100	WINDSOR RE-4	8886	TOZER ELEMENTARY SCHOOL	HALF DAY	1	1	1	26	108	137	29	21.17%
3100	WINDSOR RE-4	8886	TOZER ELEMENTARY SCHOOL	1ST	5	2	1	10	125	143	18	12.59%
3100	WINDSOR RE-4	8886	TOZER ELEMENTARY SCHOOL	2ND	0	0	0	24	105	129	24	18.60%
3100	WINDSOR RE-4	8886	TOZER ELEMENTARY SCHOOL	3RD	0	0	0	0	2	2	0	0.00%
3100	WINDSOR RE-4	8886	TOZER ELEMENTARY SCHOOL	SCHOOL T	9	7	4	77	398	495	97	19.60%
3100	WINDSOR RE-4	9665	WINDSOR CHARTER ACADEMY	HALF DAY	2	2	0	5	39	48	9	18.75%
3100	WINDSOR RE-4	9665	WINDSOR CHARTER ACADEMY	1ST	1	1	1	4	43	50	7	14.00%
3100	WINDSOR RE-4	9665	WINDSOR CHARTER ACADEMY	2ND	0	2	0	2	46	50	4	8.00%
3100	WINDSOR RE-4	9665	WINDSOR CHARTER ACADEMY	3RD	0	0	0	2	48	50	2	4.00%
3100	WINDSOR RE-4	9665	WINDSOR CHARTER ACADEMY	4TH	1	1	2	1	39	44	5	11.36%
3100	WINDSOR RE-4	9665	WINDSOR CHARTER ACADEMY	5TH	0	2	0	1	22	25	3	12.00%
3100	WINDSOR RE-4	9665	WINDSOR CHARTER ACADEMY	6TH	0	2	0	2	21	25	4	16.00%
3100	WINDSOR RE-4	9665	WINDSOR CHARTER ACADEMY	7TH	0	0	0	1	24	25	1	4.00%
3100	WINDSOR RE-4	9665	WINDSOR CHARTER ACADEMY	8TH	0	0	0	1	15	16	1	6.25%
3100	WINDSOR RE-4	9665	WINDSOR CHARTER ACADEMY	SCHOOL T	4	10	3	19	297	333	36	10.81%
3100	WINDSOR RE-4	9670	WINDSOR MIDDLE SCHOOL	6TH	3	6	2	31	207	249	42	16.87%
3100	WINDSOR RE-4	9670	WINDSOR MIDDLE SCHOOL	7TH	4	4	4	31	238	281	43	15.30%
3100	WINDSOR RE-4	9670	WINDSOR MIDDLE SCHOOL	8TH	2	4	4	35	229	274	45	16.42%
3100	WINDSOR RE-4	9670	WINDSOR MIDDLE SCHOOL	SCHOOL T	9	14	10	97	674	804	130	16.17%
3100	WINDSOR RE-4	9672	WINDSOR HIGH SCHOOL	9TH	1	6	1	31	231	270	39	14.44%
3100	WINDSOR RE-4	9672	WINDSOR HIGH SCHOOL	10TH	4	5	0	25	233	267	34	12.73%
3100	WINDSOR RE-4	9672	WINDSOR HIGH SCHOOL	11TH	4	2	2	35	223	266	43	16.17%
3100	WINDSOR RE-4	9672	WINDSOR HIGH SCHOOL	12TH	0	4	0	17	174	195	21	10.77%



COLORADO DEPARTMENT OF EDUCATION
FALL 2007 PUPIL MEMBERSHIP BY DISTRICT, SCHOOL, GRADE, RACE/ETHNICITY, AND GENDER

District Code	DISTRICT	School Code	SCHOOL	GRADE	AMERICAN	ASIAN OR	BLACK (NOT	WHITE (NOT		Total	Total	
					INDIAN OR ALASKAN NATIVE	PACIFIC ISLANDER	HISPANIC)	HISPANIC	HISPANIC)		Minority	% Minority
3100	WINDSOR RE-4	9672	WINDSOR HIGH SCHOOL	SCHOOL T	9	17	3	108	861	998	137	13.73%
3100	WINDSOR RE-4		DISTRICT TOTAL		43	72	31	461	3,261	3,868	607	15.69%
3110	JOHNSTOWN-MILLIKEN RE-5J	4785	KNOWLEDGE QUEST ACADEMY	HALF DAY	1	1	1	7	30	40	10	25.00%
3110	JOHNSTOWN-MILLIKEN RE-5J	4785	KNOWLEDGE QUEST ACADEMY	1ST	0	1	1	4	38	44	6	13.64%
3110	JOHNSTOWN-MILLIKEN RE-5J	4785	KNOWLEDGE QUEST ACADEMY	2ND	1	0	1	6	31	39	8	20.51%
3110	JOHNSTOWN-MILLIKEN RE-5J	4785	KNOWLEDGE QUEST ACADEMY	3RD	0	0	0	6	34	40	6	15.00%
3110	JOHNSTOWN-MILLIKEN RE-5J	4785	KNOWLEDGE QUEST ACADEMY	4TH	1	0	1	2	29	33	4	12.12%
3110	JOHNSTOWN-MILLIKEN RE-5J	4785	KNOWLEDGE QUEST ACADEMY	5TH	0	0	0	8	32	40	8	20.00%
3110	JOHNSTOWN-MILLIKEN RE-5J	4785	KNOWLEDGE QUEST ACADEMY	6TH	0	0	1	2	19	22	3	13.64%
3110	JOHNSTOWN-MILLIKEN RE-5J	4785	KNOWLEDGE QUEST ACADEMY	7TH	0	0	0	2	20	22	2	9.09%
3110	JOHNSTOWN-MILLIKEN RE-5J	4785	KNOWLEDGE QUEST ACADEMY	8TH	0	0	0	5	12	17	5	29.41%
3110	JOHNSTOWN-MILLIKEN RE-5J	4785	KNOWLEDGE QUEST ACADEMY	SCHOOL T	3	2	5	42	245	297	52	17.51%
3110	JOHNSTOWN-MILLIKEN RE-5J	5078	LETFORD ELEMENTARY SCHOOL	HALF DAY	0	1	1	27	40	69	29	42.03%
3110	JOHNSTOWN-MILLIKEN RE-5J	5078	LETFORD ELEMENTARY SCHOOL	1ST	0	0	0	25	39	64	25	39.06%
3110	JOHNSTOWN-MILLIKEN RE-5J	5078	LETFORD ELEMENTARY SCHOOL	2ND	0	0	0	16	40	56	16	28.57%
3110	JOHNSTOWN-MILLIKEN RE-5J	5078	LETFORD ELEMENTARY SCHOOL	3RD	0	0	0	21	46	67	21	31.34%
3110	JOHNSTOWN-MILLIKEN RE-5J	5078	LETFORD ELEMENTARY SCHOOL	4TH	1	2	0	21	27	51	24	47.06%
3110	JOHNSTOWN-MILLIKEN RE-5J	5078	LETFORD ELEMENTARY SCHOOL	5TH	0	2	0	22	48	72	24	33.33%
3110	JOHNSTOWN-MILLIKEN RE-5J	5078	LETFORD ELEMENTARY SCHOOL	SCHOOL T	1	5	1	132	240	379	139	36.68%
3110	JOHNSTOWN-MILLIKEN RE-5J	5896	MILLIKEN ELEMENTARY SCHOOL	PK	0	2	1	33	78	114	36	31.58%
3110	JOHNSTOWN-MILLIKEN RE-5J	5896	MILLIKEN ELEMENTARY SCHOOL	HALF DAY	0	0	0	31	36	67	31	46.27%
3110	JOHNSTOWN-MILLIKEN RE-5J	5896	MILLIKEN ELEMENTARY SCHOOL	1ST	0	0	0	24	21	45	24	53.33%
3110	JOHNSTOWN-MILLIKEN RE-5J	5896	MILLIKEN ELEMENTARY SCHOOL	2ND	0	0	0	21	22	43	21	48.84%
3110	JOHNSTOWN-MILLIKEN RE-5J	5896	MILLIKEN ELEMENTARY SCHOOL	3RD	0	0	0	31	23	54	31	57.41%
3110	JOHNSTOWN-MILLIKEN RE-5J	5896	MILLIKEN ELEMENTARY SCHOOL	4TH	0	0	0	29	24	53	29	54.72%
3110	JOHNSTOWN-MILLIKEN RE-5J	5896	MILLIKEN ELEMENTARY SCHOOL	5TH	0	0	0	22	23	45	22	48.89%
3110	JOHNSTOWN-MILLIKEN RE-5J	5896	MILLIKEN ELEMENTARY SCHOOL	SCHOOL T	0	2	1	191	227	421	194	46.08%
3110	JOHNSTOWN-MILLIKEN RE-5J	5902	MILLIKEN MIDDLE SCHOOL	6TH	1	0	0	74	124	199	75	37.69%
3110	JOHNSTOWN-MILLIKEN RE-5J	5902	MILLIKEN MIDDLE SCHOOL	7TH	0	0	3	63	123	189	66	34.92%
3110	JOHNSTOWN-MILLIKEN RE-5J	5902	MILLIKEN MIDDLE SCHOOL	8TH	1	0	3	65	114	183	69	37.70%
3110	JOHNSTOWN-MILLIKEN RE-5J	5902	MILLIKEN MIDDLE SCHOOL	SCHOOL T	2	0	6	202	361	571	210	36.78%
3110	JOHNSTOWN-MILLIKEN RE-5J	6963	PIONEER RIDGE ELEMENTARY SCHOOL	HALF DAY	1	0	0	20	77	98	21	21.43%
3110	JOHNSTOWN-MILLIKEN RE-5J	6963	PIONEER RIDGE ELEMENTARY SCHOOL	1ST	0	0	0	29	69	98	29	29.59%
3110	JOHNSTOWN-MILLIKEN RE-5J	6963	PIONEER RIDGE ELEMENTARY SCHOOL	2ND	0	0	0	22	77	99	22	22.22%
3110	JOHNSTOWN-MILLIKEN RE-5J	6963	PIONEER RIDGE ELEMENTARY SCHOOL	3RD	0	1	4	28	65	98	33	33.67%
3110	JOHNSTOWN-MILLIKEN RE-5J	6963	PIONEER RIDGE ELEMENTARY SCHOOL	4TH	1	0	2	23	59	85	26	30.59%
3110	JOHNSTOWN-MILLIKEN RE-5J	6963	PIONEER RIDGE ELEMENTARY SCHOOL	5TH	0	0	0	21	56	77	21	27.27%
3110	JOHNSTOWN-MILLIKEN RE-5J	6963	PIONEER RIDGE ELEMENTARY SCHOOL	SCHOOL T	2	1	6	143	403	555	152	27.39%
3110	JOHNSTOWN-MILLIKEN RE-5J	7490	ROOSEVELT HIGH SCHOOL	9TH	0	0	4	68	114	186	72	38.71%
3110	JOHNSTOWN-MILLIKEN RE-5J	7490	ROOSEVELT HIGH SCHOOL	10TH	1	2	2	66	130	201	71	35.32%
3110	JOHNSTOWN-MILLIKEN RE-5J	7490	ROOSEVELT HIGH SCHOOL	11TH	0	1	4	47	104	156	52	33.33%
3110	JOHNSTOWN-MILLIKEN RE-5J	7490	ROOSEVELT HIGH SCHOOL	12TH	0	1	3	37	93	134	41	30.60%
3110	JOHNSTOWN-MILLIKEN RE-5J	7490	ROOSEVELT HIGH SCHOOL	SCHOOL T	1	4	13	218	441	677	236	34.86%
3110	JOHNSTOWN-MILLIKEN RE-5J		DISTRICT TOTAL		9	14	32	928	1,917	2,900	983	33.90%
3120	GREELEY 6	0000	NOT IN A SCHOOL	6TH	0	0	0	1	0	1	1	100.00%
3120	GREELEY 6	0000	NOT IN A SCHOOL	9TH	0	0	0	0	1	1	0	0.00%
3120	GREELEY 6	0000	NOT IN A SCHOOL	10TH	0	0	0	0	1	1	0	0.00%
3120	GREELEY 6	0000	NOT IN A SCHOOL	12TH	0	0	0	1	0	1	1	100.00%
3120	GREELEY 6	0000	NOT IN A SCHOOL	SCHOOL T	0	0	0	2	2	4	2	50.00%
3120	GREELEY 6	0052	HEIMAN ELEMENTARY SCHOOL	PK	0	0	1	18	12	31	19	61.29%
3120	GREELEY 6	0052	HEIMAN ELEMENTARY SCHOOL	HALF DAY	0	2	1	43	61	107	46	42.99%
3120	GREELEY 6	0052	HEIMAN ELEMENTARY SCHOOL	1ST	0	1	1	48	58	108	50	46.30%
3120	GREELEY 6	0052	HEIMAN ELEMENTARY SCHOOL	2ND	1	0	3	47	64	115	51	44.35%
3120	GREELEY 6	0052	HEIMAN ELEMENTARY SCHOOL	3RD	0	4	0	46	64	114	50	43.86%
3120	GREELEY 6	0052	HEIMAN ELEMENTARY SCHOOL	4TH	0	3	2	46	54	105	51	48.57%
3120	GREELEY 6	0052	HEIMAN ELEMENTARY SCHOOL	5TH	0	3	1	46	57	107	50	46.73%
3120	GREELEY 6	0052	HEIMAN ELEMENTARY SCHOOL	SCHOOL T	1	13	9	294	370	687	317	46.14%
3120	GREELEY 6	0053	WINOGRAD K-8 ELEMENTARY SCHOOL	PK	0	0	0	21	23	44	21	47.73%
3120	GREELEY 6	0053	WINOGRAD K-8 ELEMENTARY SCHOOL	HALF DAY	0	0	0	16	24	40	16	40.00%
3120	GREELEY 6	0053	WINOGRAD K-8 ELEMENTARY SCHOOL	KINDERG/	0	0	0	17	1	18	17	94.44%
3120	GREELEY 6	0053	WINOGRAD K-8 ELEMENTARY SCHOOL	1ST	0	1	1	22	28	52	24	46.15%
3120	GREELEY 6	0053	WINOGRAD K-8 ELEMENTARY SCHOOL	2ND	0	0	0	27	28	55	27	49.09%
3120	GREELEY 6	0053	WINOGRAD K-8 ELEMENTARY SCHOOL	3RD	0	0	0	22	27	49	22	44.90%




COLORADO DEPARTMENT OF EDUCATION
FALL 2007 PUPIL MEMBERSHIP BY DISTRICT, SCHOOL, GRADE, RACE/ETHNICITY, AND GENDER

District Code	DISTRICT	School Code	SCHOOL	GRADE	AMERICAN	ASIAN OR	BLACK (NOT	WHITE (NOT		Total	Total	
					INDIAN OR ALASKAN NATIVE	PACIFIC ISLANDER	HISPANIC)	HISPANIC	HISPANIC)		Minority	% Minority
3120	GREELEY 6	0053	WINOGRAD K-8 ELEMENTARY SCHOOL	4TH	0	0	0	27	31	58	27	46.55%
3120	GREELEY 6	0053	WINOGRAD K-8 ELEMENTARY SCHOOL	5TH	0	0	2	23	24	49	25	51.02%
3120	GREELEY 6	0053	WINOGRAD K-8 ELEMENTARY SCHOOL	6TH	0	0	0	21	33	54	21	38.89%
3120	GREELEY 6	0053	WINOGRAD K-8 ELEMENTARY SCHOOL	7TH	0	0	0	17	26	43	17	39.53%
3120	GREELEY 6	0053	WINOGRAD K-8 ELEMENTARY SCHOOL	SCHOOL T	0	1	3	213	245	462	217	46.97%
3120	GREELEY 6	0054	ROMERO ELEMENTARY SCHOOL	PK	2	0	1	45	14	62	48	77.42%
3120	GREELEY 6	0054	ROMERO ELEMENTARY SCHOOL	HALF DAY	0	1	1	69	10	81	71	87.65%
3120	GREELEY 6	0054	ROMERO ELEMENTARY SCHOOL	1ST	0	0	0	56	12	68	56	82.35%
3120	GREELEY 6	0054	ROMERO ELEMENTARY SCHOOL	2ND	0	0	0	53	7	60	53	88.33%
3120	GREELEY 6	0054	ROMERO ELEMENTARY SCHOOL	3RD	0	1	1	64	6	72	66	91.67%
3120	GREELEY 6	0054	ROMERO ELEMENTARY SCHOOL	4TH	1	0	0	63	3	67	64	95.52%
3120	GREELEY 6	0054	ROMERO ELEMENTARY SCHOOL	5TH	0	1	2	57	7	67	60	89.55%
3120	GREELEY 6	0054	ROMERO ELEMENTARY SCHOOL	SCHOOL T	3	3	5	407	59	477	418	87.63%
3120	GREELEY 6	0988	BRENTWOOD MIDDLE SCHOOL	6TH	0	2	2	110	62	176	114	64.77%
3120	GREELEY 6	0988	BRENTWOOD MIDDLE SCHOOL	7TH	1	0	0	111	74	186	112	60.22%
3120	GREELEY 6	0988	BRENTWOOD MIDDLE SCHOOL	8TH	2	0	4	95	73	174	101	58.05%
3120	GREELEY 6	0988	BRENTWOOD MIDDLE SCHOOL	SCHOOL T	3	2	6	316	209	536	327	61.01%
3120	GREELEY 6	1228	CAMERON ELEMENTARY SCHOOL	PK	0	0	0	22	10	32	22	68.75%
3120	GREELEY 6	1228	CAMERON ELEMENTARY SCHOOL	HALF DAY	0	0	0	46	17	63	46	73.02%
3120	GREELEY 6	1228	CAMERON ELEMENTARY SCHOOL	1ST	0	0	1	49	13	63	50	79.37%
3120	GREELEY 6	1228	CAMERON ELEMENTARY SCHOOL	2ND	0	1	1	62	2	66	64	96.97%
3120	GREELEY 6	1228	CAMERON ELEMENTARY SCHOOL	3RD	0	0	1	41	10	52	42	80.77%
3120	GREELEY 6	1228	CAMERON ELEMENTARY SCHOOL	4TH	0	2	2	40	15	59	44	74.58%
3120	GREELEY 6	1228	CAMERON ELEMENTARY SCHOOL	5TH	0	0	0	40	13	53	40	75.47%
3120	GREELEY 6	1228	CAMERON ELEMENTARY SCHOOL	SCHOOL T	0	3	5	300	80	388	308	79.38%
3120	GREELEY 6	1384	CENTENNIAL ELEMENTARY SCHOOL	PK	0	0	0	21	10	31	21	67.74%
3120	GREELEY 6	1384	CENTENNIAL ELEMENTARY SCHOOL	HALF DAY	1	0	0	103	25	129	104	80.62%
3120	GREELEY 6	1384	CENTENNIAL ELEMENTARY SCHOOL	1ST	0	0	1	95	17	113	96	84.96%
3120	GREELEY 6	1384	CENTENNIAL ELEMENTARY SCHOOL	2ND	1	0	0	108	19	128	109	85.16%
3120	GREELEY 6	1384	CENTENNIAL ELEMENTARY SCHOOL	3RD	0	1	1	85	11	98	87	88.78%
3120	GREELEY 6	1384	CENTENNIAL ELEMENTARY SCHOOL	4TH	0	0	2	72	9	83	74	89.16%
3120	GREELEY 6	1384	CENTENNIAL ELEMENTARY SCHOOL	5TH	2	0	0	66	7	75	68	90.67%
3120	GREELEY 6	1384	CENTENNIAL ELEMENTARY SCHOOL	SCHOOL T	4	1	4	550	98	657	559	85.08%
3120	GREELEY 6	1500	CHAPPELOW K-8 MAGNET SCHOOL	HALF DAY	0	1	0	15	50	66	16	24.24%
3120	GREELEY 6	1500	CHAPPELOW K-8 MAGNET SCHOOL	1ST	0	1	1	25	44	71	27	38.03%
3120	GREELEY 6	1500	CHAPPELOW K-8 MAGNET SCHOOL	2ND	3	0	0	20	50	73	23	31.51%
3120	GREELEY 6	1500	CHAPPELOW K-8 MAGNET SCHOOL	3RD	2	0	0	19	51	72	21	29.17%
3120	GREELEY 6	1500	CHAPPELOW K-8 MAGNET SCHOOL	4TH	0	2	1	22	47	72	25	34.72%
3120	GREELEY 6	1500	CHAPPELOW K-8 MAGNET SCHOOL	5TH	1	0	1	23	48	73	25	34.25%
3120	GREELEY 6	1500	CHAPPELOW K-8 MAGNET SCHOOL	6TH	0	0	0	40	41	81	40	49.38%
3120	GREELEY 6	1500	CHAPPELOW K-8 MAGNET SCHOOL	7TH	1	1	0	28	38	68	30	44.12%
3120	GREELEY 6	1500	CHAPPELOW K-8 MAGNET SCHOOL	8TH	0	0	0	30	30	60	30	50.00%
3120	GREELEY 6	1500	CHAPPELOW K-8 MAGNET SCHOOL	SCHOOL T	7	5	3	222	399	636	237	37.26%
3120	GREELEY 6	1780	COLORADO HIGH SCHOOL OF GREELEY	9TH	0	0	0	4	1	5	4	80.00%
3120	GREELEY 6	1780	COLORADO HIGH SCHOOL OF GREELEY	10TH	0	0	0	10	2	12	10	83.33%
3120	GREELEY 6	1780	COLORADO HIGH SCHOOL OF GREELEY	11TH	0	0	2	28	20	50	30	60.00%
3120	GREELEY 6	1780	COLORADO HIGH SCHOOL OF GREELEY	12TH	0	0	1	21	18	40	22	55.00%
3120	GREELEY 6	1780	COLORADO HIGH SCHOOL OF GREELEY	SCHOOL T	0	0	3	63	41	107	66	61.68%
3120	GREELEY 6	1875	FRONTIER CHARTER ACADEMY	HALF DAY	0	1	1	8	74	84	10	11.90%
3120	GREELEY 6	1875	FRONTIER CHARTER ACADEMY	1ST	0	0	1	13	70	84	14	16.67%
3120	GREELEY 6	1875	FRONTIER CHARTER ACADEMY	2ND	1	3	1	9	71	85	14	16.47%
3120	GREELEY 6	1875	FRONTIER CHARTER ACADEMY	3RD	0	1	1	8	75	85	10	11.76%
3120	GREELEY 6	1875	FRONTIER CHARTER ACADEMY	4TH	1	0	1	17	67	86	19	22.09%
3120	GREELEY 6	1875	FRONTIER CHARTER ACADEMY	5TH	0	2	1	8	76	87	11	12.64%
3120	GREELEY 6	1875	FRONTIER CHARTER ACADEMY	6TH	0	3	1	22	75	101	26	25.74%
3120	GREELEY 6	1875	FRONTIER CHARTER ACADEMY	7TH	0	2	2	16	79	99	20	20.20%
3120	GREELEY 6	1875	FRONTIER CHARTER ACADEMY	8TH	0	3	1	16	78	98	20	20.41%
3120	GREELEY 6	1875	FRONTIER CHARTER ACADEMY	9TH	0	2	1	12	60	75	15	20.00%
3120	GREELEY 6	1875	FRONTIER CHARTER ACADEMY	10TH	0	0	0	13	55	68	13	19.12%
3120	GREELEY 6	1875	FRONTIER CHARTER ACADEMY	11TH	0	0	0	6	44	50	6	12.00%
3120	GREELEY 6	1875	FRONTIER CHARTER ACADEMY	12TH	0	1	1	4	41	47	6	12.77%
3120	GREELEY 6	1875	FRONTIER CHARTER ACADEMY	SCHOOL T	2	18	12	152	865	1,049	184	17.54%
3120	GREELEY 6	2222	DOS RIOS ELEMENTARY SCHOOL	HALF DAY	1	1	0	69	30	101	71	70.30%



COLORADO DEPARTMENT OF EDUCATION
FALL 2007 PUPIL MEMBERSHIP BY DISTRICT, SCHOOL, GRADE, RACE/ETHNICITY, AND GENDER

District Code	DISTRICT	School Code	SCHOOL	GRADE	AMERICAN	ASIAN OR	BLACK (NOT	WHITE (NOT		Total	Total	
					INDIAN OR ALASKAN NATIVE	PACIFIC ISLANDER	HISPANIC)	HISPANIC	HISPANIC)		Minority	% Minority
3120	GREELEY 6	2222	DOS RIOS ELEMENTARY SCHOOL	1ST	0	1	1	47	30	79	49	62.03%
3120	GREELEY 6	2222	DOS RIOS ELEMENTARY SCHOOL	2ND	2	1	1	86	26	116	90	77.59%
3120	GREELEY 6	2222	DOS RIOS ELEMENTARY SCHOOL	3RD	0	0	0	56	20	76	56	73.68%
3120	GREELEY 6	2222	DOS RIOS ELEMENTARY SCHOOL	4TH	0	1	1	65	17	84	67	79.76%
3120	GREELEY 6	2222	DOS RIOS ELEMENTARY SCHOOL	5TH	1	0	0	53	19	73	54	73.97%
3120	GREELEY 6	2222	DOS RIOS ELEMENTARY SCHOOL	SCHOOL T	4	4	3	376	142	529	387	73.16%
3120	GREELEY 6	2414	EAST MEMORIAL ELEMENTARY SCHOOL	HALF DAY	0	0	0	90	8	98	90	91.84%
3120	GREELEY 6	2414	EAST MEMORIAL ELEMENTARY SCHOOL	1ST	0	0	0	73	9	82	73	89.02%
3120	GREELEY 6	2414	EAST MEMORIAL ELEMENTARY SCHOOL	2ND	0	0	0	73	7	80	73	91.25%
3120	GREELEY 6	2414	EAST MEMORIAL ELEMENTARY SCHOOL	3RD	0	0	0	82	7	89	82	92.13%
3120	GREELEY 6	2414	EAST MEMORIAL ELEMENTARY SCHOOL	4TH	0	0	0	73	10	83	73	87.95%
3120	GREELEY 6	2414	EAST MEMORIAL ELEMENTARY SCHOOL	5TH	0	1	2	84	3	90	87	96.67%
3120	GREELEY 6	2414	EAST MEMORIAL ELEMENTARY SCHOOL	SCHOOL T	0	1	2	475	44	522	478	91.57%
3120	GREELEY 6	2850	UNIVERSITY SCHOOLS	HALF DAY	0	3	1	20	39	63	24	38.10%
3120	GREELEY 6	2850	UNIVERSITY SCHOOLS	1ST	2	1	2	17	39	61	22	36.07%
3120	GREELEY 6	2850	UNIVERSITY SCHOOLS	2ND	2	1	2	12	46	63	17	26.98%
3120	GREELEY 6	2850	UNIVERSITY SCHOOLS	3RD	1	4	1	18	39	63	24	38.10%
3120	GREELEY 6	2850	UNIVERSITY SCHOOLS	4TH	1	1	0	12	49	63	14	22.22%
3120	GREELEY 6	2850	UNIVERSITY SCHOOLS	5TH	2	3	3	15	46	69	23	33.33%
3120	GREELEY 6	2850	UNIVERSITY SCHOOLS	6TH	1	3	1	28	54	87	33	37.93%
3120	GREELEY 6	2850	UNIVERSITY SCHOOLS	7TH	1	2	1	26	51	81	30	37.04%
3120	GREELEY 6	2850	UNIVERSITY SCHOOLS	8TH	2	4	1	22	51	80	29	36.25%
3120	GREELEY 6	2850	UNIVERSITY SCHOOLS	9TH	0	3	2	29	70	104	34	32.69%
3120	GREELEY 6	2850	UNIVERSITY SCHOOLS	10TH	1	5	1	29	67	103	36	34.95%
3120	GREELEY 6	2850	UNIVERSITY SCHOOLS	11TH	2	6	3	19	70	100	30	30.00%
3120	GREELEY 6	2850	UNIVERSITY SCHOOLS	12TH	1	2	1	18	63	85	22	25.88%
3120	GREELEY 6	2850	UNIVERSITY SCHOOLS	SCHOOL T	16	38	19	265	684	1,022	338	33.07%
3120	GREELEY 6	3162	FRANKLIN MIDDLE SCHOOL	6TH	0	0	1	112	21	134	113	84.33%
3120	GREELEY 6	3162	FRANKLIN MIDDLE SCHOOL	7TH	1	0	0	133	34	168	134	79.76%
3120	GREELEY 6	3162	FRANKLIN MIDDLE SCHOOL	8TH	0	0	0	126	64	190	126	66.32%
3120	GREELEY 6	3162	FRANKLIN MIDDLE SCHOOL	SCHOOL T	1	0	1	371	119	492	373	75.81%
3120	GREELEY 6	3610	GREELEY CENTRAL HIGH SCHOOL	9TH	2	2	9	237	149	399	250	62.66%
3120	GREELEY 6	3610	GREELEY CENTRAL HIGH SCHOOL	10TH	3	3	5	190	171	372	201	54.03%
3120	GREELEY 6	3610	GREELEY CENTRAL HIGH SCHOOL	11TH	4	2	3	149	130	288	158	54.86%
3120	GREELEY 6	3610	GREELEY CENTRAL HIGH SCHOOL	12TH	2	5	4	111	192	314	122	38.85%
3120	GREELEY 6	3610	GREELEY CENTRAL HIGH SCHOOL	SCHOOL T	11	12	21	687	642	1,374	731	53.24%
3120	GREELEY 6	3614	GREELEY WEST HIGH SCHOOL	9TH	2	7	1	232	209	451	242	53.66%
3120	GREELEY 6	3614	GREELEY WEST HIGH SCHOOL	10TH	4	3	8	181	218	414	196	47.34%
3120	GREELEY 6	3614	GREELEY WEST HIGH SCHOOL	11TH	2	4	5	165	199	375	176	46.93%
3120	GREELEY 6	3614	GREELEY WEST HIGH SCHOOL	12TH	5	6	2	79	171	263	92	34.98%
3120	GREELEY 6	3614	GREELEY WEST HIGH SCHOOL	SCHOOL T	13	20	16	657	797	1,503	706	46.97%
3120	GREELEY 6	3880	HEATH MIDDLE SCHOOL	6TH	2	3	5	140	128	278	150	53.96%
3120	GREELEY 6	3880	HEATH MIDDLE SCHOOL	7TH	2	1	0	135	129	267	138	51.69%
3120	GREELEY 6	3880	HEATH MIDDLE SCHOOL	8TH	0	1	3	116	135	255	120	47.06%
3120	GREELEY 6	3880	HEATH MIDDLE SCHOOL	SCHOOL T	4	5	8	391	392	800	408	51.00%
3120	GREELEY 6	4356	JACKSON ELEMENTARY SCHOOL	PK	0	0	1	18	13	32	19	59.38%
3120	GREELEY 6	4356	JACKSON ELEMENTARY SCHOOL	HALF DAY	0	0	0	23	13	36	23	63.89%
3120	GREELEY 6	4356	JACKSON ELEMENTARY SCHOOL	KINDERG/	0	0	0	12	5	17	12	70.59%
3120	GREELEY 6	4356	JACKSON ELEMENTARY SCHOOL	1ST	0	0	1	35	32	68	36	52.94%
3120	GREELEY 6	4356	JACKSON ELEMENTARY SCHOOL	2ND	0	0	1	37	33	71	38	53.52%
3120	GREELEY 6	4356	JACKSON ELEMENTARY SCHOOL	3RD	1	1	1	33	23	59	36	61.02%
3120	GREELEY 6	4356	JACKSON ELEMENTARY SCHOOL	4TH	0	1	0	23	25	49	24	48.98%
3120	GREELEY 6	4356	JACKSON ELEMENTARY SCHOOL	5TH	1	0	1	26	23	51	28	54.90%
3120	GREELEY 6	4356	JACKSON ELEMENTARY SCHOOL	SCHOOL T	2	2	5	207	167	383	216	56.40%
3120	GREELEY 6	4438	JOHN EVANS MIDDLE SCHOOL	6TH	3	0	5	136	45	189	144	76.19%
3120	GREELEY 6	4438	JOHN EVANS MIDDLE SCHOOL	7TH	2	1	5	154	47	209	162	77.51%
3120	GREELEY 6	4438	JOHN EVANS MIDDLE SCHOOL	8TH	4	0	5	140	58	207	149	71.98%
3120	GREELEY 6	4438	JOHN EVANS MIDDLE SCHOOL	SCHOOL T	9	1	15	430	150	605	455	75.21%
3120	GREELEY 6	5199	JEFFERSON ELEMENTARY SCHOOL	PK	0	0	0	26	3	29	26	89.66%
3120	GREELEY 6	5199	JEFFERSON ELEMENTARY SCHOOL	HALF DAY	0	0	0	68	3	71	68	95.77%
3120	GREELEY 6	5199	JEFFERSON ELEMENTARY SCHOOL	1ST	0	1	0	59	0	60	60	100.00%
3120	GREELEY 6	5199	JEFFERSON ELEMENTARY SCHOOL	2ND	0	0	0	55	5	60	55	91.67%
3120	GREELEY 6	5199	JEFFERSON ELEMENTARY SCHOOL	3RD	0	0	0	47	4	51	47	92.16%



COLORADO DEPARTMENT OF EDUCATION
FALL 2007 PUPIL MEMBERSHIP BY DISTRICT, SCHOOL, GRADE, RACE/ETHNICITY, AND GENDER

District Code	DISTRICT	School Code	SCHOOL	GRADE	AMERICAN INDIAN OR ALASKAN NATIVE	ASIAN OR PACIFIC ISLANDER	BLACK (NOT HISPANIC)	HISPANIC	WHITE (NOT HISPANIC)	Total	Total	
											Minority	% Minority
3120	GREELEY 6	5199	JEFFERSON ELEMENTARY SCHOOL	4TH	0	1	0	56	3	60	57	95.00%
3120	GREELEY 6	5199	JEFFERSON ELEMENTARY SCHOOL	5TH	0	0	0	50	5	55	50	90.91%
3120	GREELEY 6	5199	JEFFERSON ELEMENTARY SCHOOL	SCHOOL T	0	2	0	361	23	386	363	94.04%
3120	GREELEY 6	5412	MADISON ELEMENTARY SCHOOL	HALF DAY	1	2	0	74	12	89	77	86.52%
3120	GREELEY 6	5412	MADISON ELEMENTARY SCHOOL	1ST	0	0	0	80	14	94	80	85.11%
3120	GREELEY 6	5412	MADISON ELEMENTARY SCHOOL	2ND	0	0	2	46	14	62	48	77.42%
3120	GREELEY 6	5412	MADISON ELEMENTARY SCHOOL	3RD	0	0	0	91	9	100	91	91.00%
3120	GREELEY 6	5412	MADISON ELEMENTARY SCHOOL	4TH	1	0	1	71	17	90	73	81.11%
3120	GREELEY 6	5412	MADISON ELEMENTARY SCHOOL	5TH	0	0	1	66	10	77	67	87.01%
3120	GREELEY 6	5412	MADISON ELEMENTARY SCHOOL	SCHOOL T	2	2	4	428	76	512	436	85.16%
3120	GREELEY 6	5552	MAPLEWOOD MIDDLE SCHOOL	6TH	2	2	2	70	39	115	76	66.09%
3120	GREELEY 6	5552	MAPLEWOOD MIDDLE SCHOOL	7TH	2	1	4	83	42	132	90	68.18%
3120	GREELEY 6	5552	MAPLEWOOD MIDDLE SCHOOL	8TH	3	0	4	85	64	156	92	58.97%
3120	GREELEY 6	5552	MAPLEWOOD MIDDLE SCHOOL	SCHOOL T	7	3	10	238	145	403	258	64.02%
3120	GREELEY 6	5660	MCAULIFFE ELEMENTARY SCHOOL	PK	0	1	0	11	23	35	12	34.29%
3120	GREELEY 6	5660	MCAULIFFE ELEMENTARY SCHOOL	HALF DAY	0	0	1	21	56	78	22	28.21%
3120	GREELEY 6	5660	MCAULIFFE ELEMENTARY SCHOOL	1ST	1	5	2	14	69	91	22	24.18%
3120	GREELEY 6	5660	MCAULIFFE ELEMENTARY SCHOOL	2ND	0	0	0	24	63	87	24	27.59%
3120	GREELEY 6	5660	MCAULIFFE ELEMENTARY SCHOOL	3RD	0	4	0	18	68	90	22	24.44%
3120	GREELEY 6	5660	MCAULIFFE ELEMENTARY SCHOOL	4TH	0	5	0	21	56	82	26	31.71%
3120	GREELEY 6	5660	MCAULIFFE ELEMENTARY SCHOOL	5TH	1	4	0	18	67	90	23	25.56%
3120	GREELEY 6	5660	MCAULIFFE ELEMENTARY SCHOOL	SCHOOL T	2	19	3	127	402	553	151	27.31%
3120	GREELEY 6	5752	MEEKER ELEMENTARY SCHOOL	PK	0	3	3	60	48	114	66	57.89%
3120	GREELEY 6	5752	MEEKER ELEMENTARY SCHOOL	HALF DAY	0	1	0	15	39	55	16	29.09%
3120	GREELEY 6	5752	MEEKER ELEMENTARY SCHOOL	KINDERG/	0	0	1	13	4	18	14	77.78%
3120	GREELEY 6	5752	MEEKER ELEMENTARY SCHOOL	1ST	1	0	4	31	49	85	36	42.35%
3120	GREELEY 6	5752	MEEKER ELEMENTARY SCHOOL	2ND	0	0	1	24	52	77	25	32.47%
3120	GREELEY 6	5752	MEEKER ELEMENTARY SCHOOL	3RD	3	1	2	27	44	77	33	42.86%
3120	GREELEY 6	5752	MEEKER ELEMENTARY SCHOOL	4TH	0	0	4	36	59	99	40	40.40%
3120	GREELEY 6	5752	MEEKER ELEMENTARY SCHOOL	5TH	3	2	3	22	45	75	30	40.00%
3120	GREELEY 6	5752	MEEKER ELEMENTARY SCHOOL	SCHOOL T	7	7	18	228	340	600	260	43.33%
3120	GREELEY 6	5985	MONFORT ELEMENTARY SCHOOL	PK	0	1	1	5	22	29	7	24.14%
3120	GREELEY 6	5985	MONFORT ELEMENTARY SCHOOL	HALF DAY	1	1	1	19	70	92	22	23.91%
3120	GREELEY 6	5985	MONFORT ELEMENTARY SCHOOL	1ST	1	2	2	24	62	91	29	31.87%
3120	GREELEY 6	5985	MONFORT ELEMENTARY SCHOOL	2ND	1	3	2	21	72	99	27	27.27%
3120	GREELEY 6	5985	MONFORT ELEMENTARY SCHOOL	3RD	0	3	0	25	66	94	28	29.79%
3120	GREELEY 6	5985	MONFORT ELEMENTARY SCHOOL	4TH	2	1	1	14	69	87	18	20.69%
3120	GREELEY 6	5985	MONFORT ELEMENTARY SCHOOL	5TH	0	3	1	16	59	79	20	25.32%
3120	GREELEY 6	5985	MONFORT ELEMENTARY SCHOOL	SCHOOL T	5	14	8	124	420	571	151	26.44%
3120	GREELEY 6	6364	NORTHTRIDGE HIGH SCHOOL	9TH	1	1	7	223	117	349	232	66.48%
3120	GREELEY 6	6364	NORTHTRIDGE HIGH SCHOOL	10TH	4	2	3	189	117	315	198	62.86%
3120	GREELEY 6	6364	NORTHTRIDGE HIGH SCHOOL	11TH	2	2	6	158	136	304	168	55.26%
3120	GREELEY 6	6364	NORTHTRIDGE HIGH SCHOOL	12TH	2	0	5	106	124	237	113	47.68%
3120	GREELEY 6	6364	NORTHTRIDGE HIGH SCHOOL	SCHOOL T	9	5	21	676	494	1,205	711	59.00%
3120	GREELEY 6	6774	MARTINEZ ELEMENTARY SCHOOL	HALF DAY	0	0	0	104	0	104	104	100.00%
3120	GREELEY 6	6774	MARTINEZ ELEMENTARY SCHOOL	1ST	0	0	0	100	3	103	100	97.09%
3120	GREELEY 6	6774	MARTINEZ ELEMENTARY SCHOOL	2ND	0	0	0	76	1	77	76	98.70%
3120	GREELEY 6	6774	MARTINEZ ELEMENTARY SCHOOL	3RD	0	0	0	78	1	79	78	98.73%
3120	GREELEY 6	6774	MARTINEZ ELEMENTARY SCHOOL	4TH	0	0	0	73	0	73	73	100.00%
3120	GREELEY 6	6774	MARTINEZ ELEMENTARY SCHOOL	5TH	0	0	0	73	0	73	73	100.00%
3120	GREELEY 6	6774	MARTINEZ ELEMENTARY SCHOOL	SCHOOL T	0	0	0	504	5	509	504	99.02%
3120	GREELEY 6	7700	SCOTT ELEMENTARY SCHOOL	PK	1	0	1	32	24	58	34	58.62%
3120	GREELEY 6	7700	SCOTT ELEMENTARY SCHOOL	HALF DAY	0	1	0	18	29	48	19	39.58%
3120	GREELEY 6	7700	SCOTT ELEMENTARY SCHOOL	KINDERG/	1	0	0	12	5	18	13	72.22%
3120	GREELEY 6	7700	SCOTT ELEMENTARY SCHOOL	1ST	1	3	3	46	24	77	53	68.83%
3120	GREELEY 6	7700	SCOTT ELEMENTARY SCHOOL	2ND	1	0	0	37	37	75	58	50.67%
3120	GREELEY 6	7700	SCOTT ELEMENTARY SCHOOL	3RD	1	1	2	42	27	73	46	63.01%
3120	GREELEY 6	7700	SCOTT ELEMENTARY SCHOOL	4TH	0	1	0	41	32	74	42	56.76%
3120	GREELEY 6	7700	SCOTT ELEMENTARY SCHOOL	5TH	0	0	2	34	35	71	36	50.70%
3120	GREELEY 6	7700	SCOTT ELEMENTARY SCHOOL	SCHOOL T	5	6	8	262	213	494	281	56.88%
3120	GREELEY 6	7814	SHAWSHEEN ELEMENTARY SCHOOL	HALF DAY	1	3	2	22	30	58	28	48.28%
3120	GREELEY 6	7814	SHAWSHEEN ELEMENTARY SCHOOL	KINDERG/	0	0	1	11	8	20	12	60.00%
3120	GREELEY 6	7814	SHAWSHEEN ELEMENTARY SCHOOL	1ST	3	1	3	31	44	82	38	46.34%




COLORADO DEPARTMENT OF EDUCATION
FALL 2007 PUPIL MEMBERSHIP BY DISTRICT, SCHOOL, GRADE, RACE/ETHNICITY, AND GENDER

District Code	DISTRICT	School Code	SCHOOL	GRADE	AMERICAN	ASIAN OR	BLACK (NOT	WHITE (NOT		Total	Total	
					INDIAN OR ALASKAN NATIVE	PACIFIC ISLANDER	HISPANIC)	HISPANIC	HISPANIC)		Minority	% Minority
3120	GREELEY 6	7814	SHAWSHEEN ELEMENTARY SCHOOL	2ND	2	2	4	31	46	85	39	45.88%
3120	GREELEY 6	7814	SHAWSHEEN ELEMENTARY SCHOOL	3RD	0	3	0	24	48	75	27	36.00%
3120	GREELEY 6	7814	SHAWSHEEN ELEMENTARY SCHOOL	4TH	1	1	2	35	43	82	39	47.56%
3120	GREELEY 6	7814	SHAWSHEEN ELEMENTARY SCHOOL	5TH	1	0	0	31	43	75	32	42.67%
3120	GREELEY 6	7814	SHAWSHEEN ELEMENTARY SCHOOL	SCHOOL T	8	10	12	185	262	477	215	45.07%
3120	GREELEY 6	8890	TRADEMARK LEARNING CENTER	9TH	0	0	0	6	1	7	6	85.71%
3120	GREELEY 6	8890	TRADEMARK LEARNING CENTER	10TH	1	0	0	25	3	29	26	89.66%
3120	GREELEY 6	8890	TRADEMARK LEARNING CENTER	11TH	0	0	0	28	3	31	28	90.32%
3120	GREELEY 6	8890	TRADEMARK LEARNING CENTER	12TH	0	0	0	32	4	36	32	88.89%
3120	GREELEY 6	8890	TRADEMARK LEARNING CENTER	SCHOOL T	1	0	0	91	11	103	92	89.32%
3120	GREELEY 6	8965	UNION COLONY PREPARATORY SCHOOL	6TH	0	1	1	12	52	66	14	21.21%
3120	GREELEY 6	8965	UNION COLONY PREPARATORY SCHOOL	7TH	0	0	0	8	44	52	8	15.38%
3120	GREELEY 6	8965	UNION COLONY PREPARATORY SCHOOL	8TH	0	1	1	12	45	59	14	23.73%
3120	GREELEY 6	8965	UNION COLONY PREPARATORY SCHOOL	9TH	1	0	0	15	41	57	16	28.07%
3120	GREELEY 6	8965	UNION COLONY PREPARATORY SCHOOL	10TH	0	0	0	7	45	52	7	13.46%
3120	GREELEY 6	8965	UNION COLONY PREPARATORY SCHOOL	11TH	0	1	0	17	36	54	18	33.33%
3120	GREELEY 6	8965	UNION COLONY PREPARATORY SCHOOL	12TH	0	0	0	4	12	16	4	25.00%
3120	GREELEY 6	8965	UNION COLONY PREPARATORY SCHOOL	SCHOOL T	1	3	2	75	275	356	81	22.75%
3120	GREELEY 6		DISTRICT TOTAL		127	200	226	9,677	8,171	18,401	10,230	55.59%
3130	PLATTE VALLEY RE-7	4670	PLATTE VALLEY HIGH SCHOOL	9TH	0	0	0	27	70	97	27	27.84%
3130	PLATTE VALLEY RE-7	4670	PLATTE VALLEY HIGH SCHOOL	10TH	1	1	0	13	61	76	15	19.74%
3130	PLATTE VALLEY RE-7	4670	PLATTE VALLEY HIGH SCHOOL	11TH	0	1	0	22	73	96	23	23.96%
3130	PLATTE VALLEY RE-7	4670	PLATTE VALLEY HIGH SCHOOL	12TH	2	1	0	16	51	70	19	27.14%
3130	PLATTE VALLEY RE-7	4670	PLATTE VALLEY HIGH SCHOOL	SCHOOL T	3	3	0	78	255	339	84	24.78%
3130	PLATTE VALLEY RE-7	4670	PLATTE VALLEY ELEMENTARY SCHOOL	KINDERG/	0	0	0	22	53	75	22	29.33%
3130	PLATTE VALLEY RE-7	7052	PLATTE VALLEY ELEMENTARY SCHOOL	1ST	0	0	0	28	62	90	28	31.11%
3130	PLATTE VALLEY RE-7	7052	PLATTE VALLEY ELEMENTARY SCHOOL	2ND	0	0	0	29	63	92	29	31.52%
3130	PLATTE VALLEY RE-7	7052	PLATTE VALLEY ELEMENTARY SCHOOL	3RD	0	0	0	28	60	88	28	31.82%
3130	PLATTE VALLEY RE-7	7052	PLATTE VALLEY ELEMENTARY SCHOOL	4TH	0	0	0	31	59	90	31	34.44%
3130	PLATTE VALLEY RE-7	7052	PLATTE VALLEY ELEMENTARY SCHOOL	5TH	0	0	0	32	68	100	32	32.00%
3130	PLATTE VALLEY RE-7	7052	PLATTE VALLEY ELEMENTARY SCHOOL	SCHOOL T	0	0	0	170	365	535	170	31.78%
3130	PLATTE VALLEY RE-7	7054	PLATTE VALLEY MIDDLE SCHOOL	6TH	0	1	0	20	48	69	21	30.43%
3130	PLATTE VALLEY RE-7	7054	PLATTE VALLEY MIDDLE SCHOOL	7TH	0	0	0	16	69	85	16	18.82%
3130	PLATTE VALLEY RE-7	7054	PLATTE VALLEY MIDDLE SCHOOL	8TH	0	0	0	33	65	98	33	33.67%
3130	PLATTE VALLEY RE-7	7054	PLATTE VALLEY MIDDLE SCHOOL	SCHOOL T	0	1	0	69	182	252	70	27.78%
3130	PLATTE VALLEY RE-7		DISTRICT TOTAL		3	4	0	317	802	1,126	324	28.77%
3140	WELD COUNTY S/D RE-8	3066	FORT LUPTON MIDDLE SCHOOL	6TH	1	0	3	108	58	170	112	65.88%
3140	WELD COUNTY S/D RE-8	3066	FORT LUPTON MIDDLE SCHOOL	7TH	1	3	0	106	50	160	110	68.75%
3140	WELD COUNTY S/D RE-8	3066	FORT LUPTON MIDDLE SCHOOL	8TH	1	0	0	120	51	172	121	70.35%
3140	WELD COUNTY S/D RE-8	3066	FORT LUPTON MIDDLE SCHOOL	SCHOOL T	3	3	3	334	159	502	343	68.33%
3140	WELD COUNTY S/D RE-8	3070	FORT LUPTON HIGH SCHOOL	9TH	3	2	1	126	75	207	132	63.77%
3140	WELD COUNTY S/D RE-8	3070	FORT LUPTON HIGH SCHOOL	10TH	1	2	2	101	57	163	106	65.03%
3140	WELD COUNTY S/D RE-8	3070	FORT LUPTON HIGH SCHOOL	11TH	0	1	0	81	53	135	82	60.74%
3140	WELD COUNTY S/D RE-8	3070	FORT LUPTON HIGH SCHOOL	12TH	0	1	3	88	56	148	92	62.16%
3140	WELD COUNTY S/D RE-8	3070	FORT LUPTON HIGH SCHOOL	SCHOOL T	4	6	6	396	241	653	412	63.09%
3140	WELD COUNTY S/D RE-8	5050	LEO WILLIAM BUTLER ELEMENTARY SCHOOL	PK	0	1	2	50	35	88	53	60.23%
3140	WELD COUNTY S/D RE-8	5050	LEO WILLIAM BUTLER ELEMENTARY SCHOOL	HALF DAY	0	0	0	31	21	52	31	59.62%
3140	WELD COUNTY S/D RE-8	5050	LEO WILLIAM BUTLER ELEMENTARY SCHOOL	KINDERG/	1	0	0	9	9	19	10	52.63%
3140	WELD COUNTY S/D RE-8	5050	LEO WILLIAM BUTLER ELEMENTARY SCHOOL	1ST	0	1	0	62	36	99	63	63.64%
3140	WELD COUNTY S/D RE-8	5050	LEO WILLIAM BUTLER ELEMENTARY SCHOOL	2ND	0	3	0	65	27	95	68	71.58%
3140	WELD COUNTY S/D RE-8	5050	LEO WILLIAM BUTLER ELEMENTARY SCHOOL	3RD	0	4	0	64	26	94	68	72.34%
3140	WELD COUNTY S/D RE-8	5050	LEO WILLIAM BUTLER ELEMENTARY SCHOOL	4TH	1	2	1	64	31	99	68	68.69%
3140	WELD COUNTY S/D RE-8	5050	LEO WILLIAM BUTLER ELEMENTARY SCHOOL	5TH	0	0	0	55	35	90	55	61.11%
3140	WELD COUNTY S/D RE-8	5050	LEO WILLIAM BUTLER ELEMENTARY SCHOOL	SCHOOL T	2	11	3	400	220	636	416	65.41%
3140	WELD COUNTY S/D RE-8	8930	TWOMBLY ELEMENTARY SCHOOL	PK	0	0	0	78	29	107	78	72.90%
3140	WELD COUNTY S/D RE-8	8930	TWOMBLY ELEMENTARY SCHOOL	HALF DAY	0	0	0	38	32	70	38	54.29%
3140	WELD COUNTY S/D RE-8	8930	TWOMBLY ELEMENTARY SCHOOL	KINDERG/	0	0	0	17	13	30	17	56.67%
3140	WELD COUNTY S/D RE-8	8930	TWOMBLY ELEMENTARY SCHOOL	1ST	0	2	0	65	32	99	67	67.68%
3140	WELD COUNTY S/D RE-8	8930	TWOMBLY ELEMENTARY SCHOOL	2ND	0	0	1	66	31	98	67	68.37%
3140	WELD COUNTY S/D RE-8	8930	TWOMBLY ELEMENTARY SCHOOL	3RD	0	2	0	60	28	90	62	68.89%
3140	WELD COUNTY S/D RE-8	8930	TWOMBLY ELEMENTARY SCHOOL	4TH	0	0	1	54	23	78	55	70.51%
3140	WELD COUNTY S/D RE-8	8930	TWOMBLY ELEMENTARY SCHOOL	5TH	0	0	0	51	19	70	51	72.86%
3140	WELD COUNTY S/D RE-8	8930	TWOMBLY ELEMENTARY SCHOOL	SCHOOL T	0	4	2	429	207	642	435	67.76%


COLORADO DEPARTMENT OF EDUCATION
FALL 2007 PUPIL MEMBERSHIP BY DISTRICT, SCHOOL, GRADE, RACE/ETHNICITY, AND GENDER

District Code	DISTRICT	School Code	SCHOOL	GRADE	AMERICAN	ASIAN OR	BLACK (NOT	WHITE (NOT		Total	Total	
					INDIAN OR ALASKAN NATIVE	PACIFIC ISLANDER	HISPANIC)	HISPANIC	HISPANIC)		Minority	% Minority
3140	WELD COUNTY S/D RE-8		DISTRICT TOTAL		9	24	14	1,559	827	2,433	1,606	66.01%
3145	AULT-HIGHLAND RE-9	3958	HIGHLAND ELEMENTARY SCHOOL	KINDERG/	0	1	0	34	31	66	35	53.03%
3145	AULT-HIGHLAND RE-9	3958	HIGHLAND ELEMENTARY SCHOOL	1ST	1	0	0	25	52	78	26	33.33%
3145	AULT-HIGHLAND RE-9	3958	HIGHLAND ELEMENTARY SCHOOL	2ND	1	0	1	12	25	39	14	35.90%
3145	AULT-HIGHLAND RE-9	3958	HIGHLAND ELEMENTARY SCHOOL	3RD	1	0	0	24	45	70	25	35.71%
3145	AULT-HIGHLAND RE-9	3958	HIGHLAND ELEMENTARY SCHOOL	4TH	0	0	1	23	39	63	24	38.10%
3145	AULT-HIGHLAND RE-9	3958	HIGHLAND ELEMENTARY SCHOOL	5TH	1	1	1	18	37	58	21	36.21%
3145	AULT-HIGHLAND RE-9	3958	HIGHLAND ELEMENTARY SCHOOL	SCHOOL T	4	2	3	136	229	374	145	38.77%
3145	AULT-HIGHLAND RE-9	3961	HIGHLAND MIDDLE SCHOOL	6TH	0	0	1	15	42	58	16	27.59%
3145	AULT-HIGHLAND RE-9	3961	HIGHLAND MIDDLE SCHOOL	7TH	0	1	1	18	46	66	20	30.30%
3145	AULT-HIGHLAND RE-9	3961	HIGHLAND MIDDLE SCHOOL	8TH	2	0	1	16	41	60	19	31.67%
3145	AULT-HIGHLAND RE-9	3961	HIGHLAND MIDDLE SCHOOL	SCHOOL T	2	1	3	49	129	184	55	29.89%
3145	AULT-HIGHLAND RE-9	3962	HIGHLAND HIGH SCHOOL	9TH	1	1	0	24	52	78	26	33.33%
3145	AULT-HIGHLAND RE-9	3962	HIGHLAND HIGH SCHOOL	10TH	0	0	0	22	52	74	22	29.73%
3145	AULT-HIGHLAND RE-9	3962	HIGHLAND HIGH SCHOOL	11TH	1	0	1	16	50	68	18	26.47%
3145	AULT-HIGHLAND RE-9	3962	HIGHLAND HIGH SCHOOL	12TH	1	1	1	12	39	54	15	27.78%
3145	AULT-HIGHLAND RE-9	3962	HIGHLAND HIGH SCHOOL	SCHOOL T	3	2	2	74	193	274	81	29.56%
3145	AULT-HIGHLAND RE-9		DISTRICT TOTAL		9	5	8	259	551	832	281	33.77%
3146	BRIGGS DALE RE-10	0000	NOT IN A SCHOOL	12TH	1	0	0	2	5	8	3	37.50%
3146	BRIGGS DALE RE-10	0000	NOT IN A SCHOOL	SCHOOL T	1	0	0	2	5	8	3	37.50%
3146	BRIGGS DALE RE-10	1008	BRIGGS DALE ELEMENTARY SCHOOL	KINDERG/	0	0	0	0	11	11	0	0.00%
3146	BRIGGS DALE RE-10	1008	BRIGGS DALE ELEMENTARY SCHOOL	1ST	0	0	0	0	11	11	0	0.00%
3146	BRIGGS DALE RE-10	1008	BRIGGS DALE ELEMENTARY SCHOOL	2ND	0	0	0	0	12	12	0	0.00%
3146	BRIGGS DALE RE-10	1008	BRIGGS DALE ELEMENTARY SCHOOL	3RD	0	1	0	1	5	7	2	28.57%
3146	BRIGGS DALE RE-10	1008	BRIGGS DALE ELEMENTARY SCHOOL	4TH	0	0	0	0	11	11	0	0.00%
3146	BRIGGS DALE RE-10	1008	BRIGGS DALE ELEMENTARY SCHOOL	5TH	0	1	0	4	5	10	5	50.00%
3146	BRIGGS DALE RE-10	1008	BRIGGS DALE ELEMENTARY SCHOOL	SCHOOL T	0	2	0	5	55	62	7	11.29%
3146	BRIGGS DALE RE-10	1012	BRIGGS DALE UNDIVIDED HIGH SCHOOL	6TH	0	0	0	1	10	11	1	9.09%
3146	BRIGGS DALE RE-10	1012	BRIGGS DALE UNDIVIDED HIGH SCHOOL	7TH	0	0	0	0	5	5	0	0.00%
3146	BRIGGS DALE RE-10	1012	BRIGGS DALE UNDIVIDED HIGH SCHOOL	8TH	0	1	0	2	12	15	3	20.00%
3146	BRIGGS DALE RE-10	1012	BRIGGS DALE UNDIVIDED HIGH SCHOOL	9TH	0	0	0	2	8	10	2	20.00%
3146	BRIGGS DALE RE-10	1012	BRIGGS DALE UNDIVIDED HIGH SCHOOL	10TH	0	0	0	0	7	7	0	0.00%
3146	BRIGGS DALE RE-10	1012	BRIGGS DALE UNDIVIDED HIGH SCHOOL	11TH	0	1	1	0	9	11	2	18.18%
3146	BRIGGS DALE RE-10	1012	BRIGGS DALE UNDIVIDED HIGH SCHOOL	12TH	0	0	1	1	12	13	1	7.69%
3146	BRIGGS DALE RE-10	1012	BRIGGS DALE UNDIVIDED HIGH SCHOOL	SCHOOL T	0	2	1	6	63	72	9	12.50%
3146	BRIGGS DALE RE-10		DISTRICT TOTAL		1	4	1	13	123	142	19	13.38%
3147	PRAIRIE RE-11	7154	PRAIRIE ELEMENTARY SCHOOL	PK	0	0	0	0	8	8	0	0.00%
3147	PRAIRIE RE-11	7154	PRAIRIE ELEMENTARY SCHOOL	KINDERG/	0	0	0	2	10	12	2	16.67%
3147	PRAIRIE RE-11	7154	PRAIRIE ELEMENTARY SCHOOL	1ST	2	0	1	0	10	13	3	23.08%
3147	PRAIRIE RE-11	7154	PRAIRIE ELEMENTARY SCHOOL	2ND	0	0	0	0	10	10	0	0.00%
3147	PRAIRIE RE-11	7154	PRAIRIE ELEMENTARY SCHOOL	3RD	0	0	0	1	13	14	1	7.14%
3147	PRAIRIE RE-11	7154	PRAIRIE ELEMENTARY SCHOOL	4TH	1	0	1	0	12	14	2	14.29%
3147	PRAIRIE RE-11	7154	PRAIRIE ELEMENTARY SCHOOL	5TH	0	0	0	0	8	10	2	20.00%
3147	PRAIRIE RE-11	7154	PRAIRIE ELEMENTARY SCHOOL	6TH	1	0	0	0	14	15	1	6.67%
3147	PRAIRIE RE-11	7154	PRAIRIE ELEMENTARY SCHOOL	SCHOOL T	4	0	4	3	85	96	11	11.46%
3147	PRAIRIE RE-11	7156	PRAIRIE JUNIOR-SENIOR HIGH SCHOOL	7TH	0	0	1	0	12	13	1	7.69%
3147	PRAIRIE RE-11	7156	PRAIRIE JUNIOR-SENIOR HIGH SCHOOL	8TH	0	0	1	0	13	14	1	7.14%
3147	PRAIRIE RE-11	7156	PRAIRIE JUNIOR-SENIOR HIGH SCHOOL	9TH	1	0	1	0	11	13	2	15.38%
3147	PRAIRIE RE-11	7156	PRAIRIE JUNIOR-SENIOR HIGH SCHOOL	10TH	1	0	0	1	9	11	2	18.18%
3147	PRAIRIE RE-11	7156	PRAIRIE JUNIOR-SENIOR HIGH SCHOOL	11TH	0	0	0	0	13	13	0	0.00%
3147	PRAIRIE RE-11	7156	PRAIRIE JUNIOR-SENIOR HIGH SCHOOL	12TH	1	0	0	1	4	6	2	33.33%
3147	PRAIRIE RE-11	7156	PRAIRIE JUNIOR-SENIOR HIGH SCHOOL	SCHOOL T	3	0	3	2	62	70	8	11.43%
3147	PRAIRIE RE-11		DISTRICT TOTAL		7	0	7	5	147	166	19	11.45%
3148	PAWNEE RE-12	3672	PAWNEE ELEMENTARY SCHOOL	KINDERG/	0	0	0	0	8	8	0	0.00%
3148	PAWNEE RE-12	3672	PAWNEE ELEMENTARY SCHOOL	1ST	0	0	0	0	5	5	0	0.00%
3148	PAWNEE RE-12	3672	PAWNEE ELEMENTARY SCHOOL	2ND	0	0	0	0	7	7	0	0.00%
3148	PAWNEE RE-12	3672	PAWNEE ELEMENTARY SCHOOL	3RD	0	0	0	0	9	9	0	0.00%
3148	PAWNEE RE-12	3672	PAWNEE ELEMENTARY SCHOOL	4TH	0	0	0	0	6	6	0	0.00%
3148	PAWNEE RE-12	3672	PAWNEE ELEMENTARY SCHOOL	5TH	0	0	0	1	10	11	1	9.09%
3148	PAWNEE RE-12	3672	PAWNEE ELEMENTARY SCHOOL	6TH	0	0	0	0	8	8	0	0.00%
3148	PAWNEE RE-12	3672	PAWNEE ELEMENTARY SCHOOL	SCHOOL T	0	0	0	1	53	54	1	1.85%
3148	PAWNEE RE-12	6812	PAWNEE JUNIOR-SENIOR HIGH SCHOOL	7TH	0	0	0	2	9	11	2	18.18%
3148	PAWNEE RE-12	6812	PAWNEE JUNIOR-SENIOR HIGH SCHOOL	8TH	0	0	0	1	10	11	1	9.09%



COLORADO DEPARTMENT OF EDUCATION
FALL 2007 PUPIL MEMBERSHIP BY DISTRICT, SCHOOL, GRADE, RACE/ETHNICITY, AND GENDER

District Code	DISTRICT	School Code	SCHOOL	GRADE	AMERICAN INDIAN OR ALASKAN NATIVE	ASIAN OR PACIFIC ISLANDER	BLACK (NOT HISPANIC)	HISPANIC	WHITE (NOT HISPANIC)	Total	Total	
											Minority	% Minority
3148	PAWNEE RE-12	6812	PAWNEE JUNIOR-SENIOR HIGH SCHOOL	9TH	0	0	0	1	7	8	1	12.50%
3148	PAWNEE RE-12	6812	PAWNEE JUNIOR-SENIOR HIGH SCHOOL	10TH	0	0	0	0	11	11	0	0.00%
3148	PAWNEE RE-12	6812	PAWNEE JUNIOR-SENIOR HIGH SCHOOL	11TH	0	0	0	0	12	12	0	0.00%
3148	PAWNEE RE-12	6812	PAWNEE JUNIOR-SENIOR HIGH SCHOOL	12TH	0	0	0	0	16	16	0	0.00%
3148	PAWNEE RE-12	6812	PAWNEE JUNIOR-SENIOR HIGH SCHOOL	SCHOOL T	0	0	0	4	65	69	4	5.80%
3148	PAWNEE RE-12		DISTRICT TOTAL		0	0	0	5	118	123	5	4.07%
3200	YUMA 1	5221	LITTLE INDIANS PRESCHOOL	PK	0	0	0	20	25	45	20	44.44%
3200	YUMA 1	5221	LITTLE INDIANS PRESCHOOL	SCHOOL T	0	0	0	20	25	45	20	44.44%
3200	YUMA 1	9791	YUMA MIDDLE SCHOOL	5TH	1	0	0	27	43	71	28	39.44%
3200	YUMA 1	9791	YUMA MIDDLE SCHOOL	6TH	0	1	1	22	46	70	24	34.29%
3200	YUMA 1	9791	YUMA MIDDLE SCHOOL	7TH	0	0	0	28	35	63	28	44.44%
3200	YUMA 1	9791	YUMA MIDDLE SCHOOL	8TH	0	0	0	28	34	62	28	45.16%
3200	YUMA 1	9791	YUMA MIDDLE SCHOOL	SCHOOL T	1	1	1	105	158	266	108	40.60%
3200	YUMA 1	9795	KENNETH P MORRIS ELEMENTARY SCHOOL	KINDERG/	1	0	1	31	21	54	33	61.11%
3200	YUMA 1	9795	KENNETH P MORRIS ELEMENTARY SCHOOL	1ST	1	1	0	28	30	60	30	50.00%
3200	YUMA 1	9795	KENNETH P MORRIS ELEMENTARY SCHOOL	2ND	0	0	1	35	20	56	36	64.29%
3200	YUMA 1	9795	KENNETH P MORRIS ELEMENTARY SCHOOL	3RD	0	1	1	16	27	45	18	40.00%
3200	YUMA 1	9795	KENNETH P MORRIS ELEMENTARY SCHOOL	4TH	0	1	1	25	39	66	27	40.91%
3200	YUMA 1	9795	KENNETH P MORRIS ELEMENTARY SCHOOL	SCHOOL T	2	3	4	135	137	281	144	51.25%
3200	YUMA 1	9799	YUMA HIGH SCHOOL	9TH	0	0	0	22	37	59	22	37.29%
3200	YUMA 1	9799	YUMA HIGH SCHOOL	10TH	2	0	0	11	41	54	13	24.07%
3200	YUMA 1	9799	YUMA HIGH SCHOOL	11TH	1	0	0	26	40	67	27	40.30%
3200	YUMA 1	9799	YUMA HIGH SCHOOL	12TH	0	0	0	17	37	54	17	31.48%
3200	YUMA 1	9799	YUMA HIGH SCHOOL	SCHOOL T	3	0	0	76	155	234	79	33.76%
3200	YUMA 1		DISTRICT TOTAL		6	4	5	336	475	826	351	42.49%
3210	WRAY RD-2	9725	WRAY ELEMENTARY SCHOOL	PK	0	0	0	7	43	50	7	14.00%
3210	WRAY RD-2	9725	WRAY ELEMENTARY SCHOOL	KINDERG/	0	0	0	9	31	40	9	22.50%
3210	WRAY RD-2	9725	WRAY ELEMENTARY SCHOOL	1ST	0	1	0	10	45	56	11	19.64%
3210	WRAY RD-2	9725	WRAY ELEMENTARY SCHOOL	2ND	0	0	0	12	35	47	12	25.53%
3210	WRAY RD-2	9725	WRAY ELEMENTARY SCHOOL	3RD	0	0	0	13	36	49	13	26.53%
3210	WRAY RD-2	9725	WRAY ELEMENTARY SCHOOL	4TH	0	0	0	15	32	47	15	31.91%
3210	WRAY RD-2	9725	WRAY ELEMENTARY SCHOOL	SCHOOL T	0	1	0	66	222	289	67	23.18%
3210	WRAY RD-2	9729	BUCHANAN MIDDLE SCHOOL	5TH	0	0	2	12	41	55	14	25.45%
3210	WRAY RD-2	9729	BUCHANAN MIDDLE SCHOOL	6TH	0	0	0	10	23	33	10	30.30%
3210	WRAY RD-2	9729	BUCHANAN MIDDLE SCHOOL	7TH	0	0	0	7	44	51	7	13.73%
3210	WRAY RD-2	9729	BUCHANAN MIDDLE SCHOOL	8TH	0	0	0	7	38	45	7	15.56%
3210	WRAY RD-2	9729	BUCHANAN MIDDLE SCHOOL	SCHOOL T	0	0	2	36	146	184	38	20.65%
3210	WRAY RD-2	9733	WRAY HIGH SCHOOL	9TH	0	0	1	13	39	53	14	26.42%
3210	WRAY RD-2	9733	WRAY HIGH SCHOOL	10TH	0	0	0	10	36	46	10	21.74%
3210	WRAY RD-2	9733	WRAY HIGH SCHOOL	11TH	0	1	1	7	44	53	9	16.98%
3210	WRAY RD-2	9733	WRAY HIGH SCHOOL	12TH	0	0	0	10	43	53	10	18.87%
3210	WRAY RD-2	9733	WRAY HIGH SCHOOL	SCHOOL T	0	1	2	40	162	205	43	20.98%
3210	WRAY RD-2		DISTRICT TOTAL		0	2	4	142	530	678	148	21.83%
3220	IDALIA RJ-3	4227	IDALIA ELEMENTARY SCHOOL	PK	0	0	0	6	18	24	6	25.00%
3220	IDALIA RJ-3	4227	IDALIA ELEMENTARY SCHOOL	KINDERG/	0	0	0	0	11	11	0	0.00%
3220	IDALIA RJ-3	4227	IDALIA ELEMENTARY SCHOOL	1ST	0	0	0	1	10	11	1	9.09%
3220	IDALIA RJ-3	4227	IDALIA ELEMENTARY SCHOOL	2ND	0	0	0	3	7	10	3	30.00%
3220	IDALIA RJ-3	4227	IDALIA ELEMENTARY SCHOOL	3RD	0	0	0	3	4	7	3	42.86%
3220	IDALIA RJ-3	4227	IDALIA ELEMENTARY SCHOOL	4TH	0	0	0	1	7	8	1	12.50%
3220	IDALIA RJ-3	4227	IDALIA ELEMENTARY SCHOOL	5TH	0	0	0	1	8	9	1	11.11%
3220	IDALIA RJ-3	4227	IDALIA ELEMENTARY SCHOOL	6TH	0	0	0	4	4	8	4	50.00%
3220	IDALIA RJ-3	4227	IDALIA ELEMENTARY SCHOOL	SCHOOL T	0	0	0	19	69	88	19	21.59%
3220	IDALIA RJ-3	4231	IDALIA JUNIOR-SENIOR HIGH SCHOOL	7TH	0	0	0	0	11	11	0	0.00%
3220	IDALIA RJ-3	4231	IDALIA JUNIOR-SENIOR HIGH SCHOOL	8TH	0	0	0	1	11	12	1	8.33%
3220	IDALIA RJ-3	4231	IDALIA JUNIOR-SENIOR HIGH SCHOOL	9TH	0	0	1	0	9	10	1	10.00%
3220	IDALIA RJ-3	4231	IDALIA JUNIOR-SENIOR HIGH SCHOOL	10TH	0	0	0	1	11	12	1	8.33%
3220	IDALIA RJ-3	4231	IDALIA JUNIOR-SENIOR HIGH SCHOOL	11TH	0	0	0	3	9	12	3	25.00%
3220	IDALIA RJ-3	4231	IDALIA JUNIOR-SENIOR HIGH SCHOOL	12TH	0	0	0	2	10	12	2	16.67%
3220	IDALIA RJ-3	4231	IDALIA JUNIOR-SENIOR HIGH SCHOOL	SCHOOL T	0	0	1	7	61	69	8	11.59%
3220	IDALIA RJ-3		DISTRICT TOTAL		0	0	1	26	130	157	27	17.20%
3230	LIBERTY J-4	5119	LIBERTY ELEMENTARY SCHOOL	PK	0	0	0	1	9	10	1	10.00%
3230	LIBERTY J-4	5119	LIBERTY ELEMENTARY SCHOOL	KINDERG/	0	0	0	0	4	4	0	0.00%
3230	LIBERTY J-4	5119	LIBERTY ELEMENTARY SCHOOL	1ST	0	0	0	0	8	8	0	0.00%



COLORADO DEPARTMENT OF EDUCATION
FALL 2007 PUPIL MEMBERSHIP BY DISTRICT, SCHOOL, GRADE, RACE/ETHNICITY, AND GENDER

District Code	DISTRICT	School Code	SCHOOL	GRADE	AMERICAN INDIAN OR ALASKAN NATIVE	ASIAN OR PACIFIC ISLANDER	BLACK (NOT HISPANIC)	HISPANIC	WHITE (NOT HISPANIC)	Total	Total	
											Minority	% Minority
3230	LIBERTY J-4	5119	LIBERTY ELEMENTARY SCHOOL	2ND	0	0	0	0	3	3	0	0.00%
3230	LIBERTY J-4	5119	LIBERTY ELEMENTARY SCHOOL	3RD	0	0	0	0	5	5	0	0.00%
3230	LIBERTY J-4	5119	LIBERTY ELEMENTARY SCHOOL	4TH	0	0	0	0	8	8	0	0.00%
3230	LIBERTY J-4	5119	LIBERTY ELEMENTARY SCHOOL	5TH	0	0	0	0	4	4	0	0.00%
3230	LIBERTY J-4	5119	LIBERTY ELEMENTARY SCHOOL	6TH	0	0	0	1	8	9	1	11.11%
3230	LIBERTY J-4	5119	LIBERTY ELEMENTARY SCHOOL	SCHOOL T	0	0	0	2	49	51	2	3.92%
3230	LIBERTY J-4	5123	LIBERTY JUNIOR-SENIOR HIGH SCHOOL	7TH	0	0	0	0	6	6	0	0.00%
3230	LIBERTY J-4	5123	LIBERTY JUNIOR-SENIOR HIGH SCHOOL	8TH	0	0	0	0	5	5	0	0.00%
3230	LIBERTY J-4	5123	LIBERTY JUNIOR-SENIOR HIGH SCHOOL	9TH	1	0	0	1	11	13	2	15.38%
3230	LIBERTY J-4	5123	LIBERTY JUNIOR-SENIOR HIGH SCHOOL	10TH	0	0	0	0	7	7	0	0.00%
3230	LIBERTY J-4	5123	LIBERTY JUNIOR-SENIOR HIGH SCHOOL	11TH	1	0	0	0	10	11	1	9.09%
3230	LIBERTY J-4	5123	LIBERTY JUNIOR-SENIOR HIGH SCHOOL	12TH	0	1	0	0	5	6	1	16.67%
3230	LIBERTY J-4	5123	LIBERTY JUNIOR-SENIOR HIGH SCHOOL	SCHOOL T	2	1	0	1	44	48	4	8.33%
3230	LIBERTY J-4		DISTRICT TOTAL		2	1	0	3	93	99	6	6.06%
8001	CHARTER SCHOOL INSTITUTE	0653	STONE CREEK ELEMENTARY	KINDERG/	0	0	0	6	28	34	6	17.65%
8001	CHARTER SCHOOL INSTITUTE	0653	STONE CREEK ELEMENTARY	1ST	1	1	0	1	39	42	3	7.14%
8001	CHARTER SCHOOL INSTITUTE	0653	STONE CREEK ELEMENTARY	2ND	1	0	1	5	23	30	7	23.33%
8001	CHARTER SCHOOL INSTITUTE	0653	STONE CREEK ELEMENTARY	3RD	0	0	0	2	27	29	2	6.90%
8001	CHARTER SCHOOL INSTITUTE	0653	STONE CREEK ELEMENTARY	4TH	0	0	0	1	23	24	1	4.17%
8001	CHARTER SCHOOL INSTITUTE	0653	STONE CREEK ELEMENTARY	5TH	1	0	0	2	17	20	3	15.00%
8001	CHARTER SCHOOL INSTITUTE	0653	STONE CREEK ELEMENTARY	6TH	0	2	0	4	17	23	6	26.09%
8001	CHARTER SCHOOL INSTITUTE	0653	STONE CREEK ELEMENTARY	7TH	0	0	0	2	8	10	2	20.00%
8001	CHARTER SCHOOL INSTITUTE	0653	STONE CREEK ELEMENTARY	SCHOOL T	3	3	1	23	182	212	30	14.15%
8001	CHARTER SCHOOL INSTITUTE	0654	THE PINNACLE CHARTER SCHOOL (ELEMENTARY)	HALF DAY	2	6	4	26	26	64	38	59.38%
8001	CHARTER SCHOOL INSTITUTE	0654	THE PINNACLE CHARTER SCHOOL (ELEMENTARY)	KINDERG/	0	4	3	27	35	69	34	49.28%
8001	CHARTER SCHOOL INSTITUTE	0654	THE PINNACLE CHARTER SCHOOL (ELEMENTARY)	1ST	3	7	11	59	64	144	80	55.56%
8001	CHARTER SCHOOL INSTITUTE	0654	THE PINNACLE CHARTER SCHOOL (ELEMENTARY)	2ND	1	14	3	59	78	155	77	49.68%
8001	CHARTER SCHOOL INSTITUTE	0654	THE PINNACLE CHARTER SCHOOL (ELEMENTARY)	3RD	1	9	4	66	87	167	80	47.90%
8001	CHARTER SCHOOL INSTITUTE	0654	THE PINNACLE CHARTER SCHOOL (ELEMENTARY)	4TH	1	13	6	85	60	165	105	63.64%
8001	CHARTER SCHOOL INSTITUTE	0654	THE PINNACLE CHARTER SCHOOL (ELEMENTARY)	5TH	1	9	8	61	89	168	79	47.02%
8001	CHARTER SCHOOL INSTITUTE	0654	THE PINNACLE CHARTER SCHOOL (ELEMENTARY)	SCHOOL T	9	62	39	383	439	932	493	52.90%
8001	CHARTER SCHOOL INSTITUTE	0655	THE ACADEMY AT HIGH POINT	PK	0	5	12	12	18	47	29	61.70%
8001	CHARTER SCHOOL INSTITUTE	0655	THE ACADEMY AT HIGH POINT	HALF DAY	0	1	2	4	14	21	7	33.33%
8001	CHARTER SCHOOL INSTITUTE	0655	THE ACADEMY AT HIGH POINT	KINDERG/	0	1	10	5	15	31	16	51.61%
8001	CHARTER SCHOOL INSTITUTE	0655	THE ACADEMY AT HIGH POINT	1ST	1	2	5	18	26	52	26	50.00%
8001	CHARTER SCHOOL INSTITUTE	0655	THE ACADEMY AT HIGH POINT	2ND	1	2	14	7	12	36	24	66.67%
8001	CHARTER SCHOOL INSTITUTE	0655	THE ACADEMY AT HIGH POINT	3RD	0	2	11	9	13	35	22	62.86%
8001	CHARTER SCHOOL INSTITUTE	0655	THE ACADEMY AT HIGH POINT	4TH	0	3	4	8	12	27	15	55.56%
8001	CHARTER SCHOOL INSTITUTE	0655	THE ACADEMY AT HIGH POINT	5TH	0	0	10	3	13	26	13	50.00%
8001	CHARTER SCHOOL INSTITUTE	0655	THE ACADEMY AT HIGH POINT	6TH	0	1	5	6	13	25	12	48.00%
8001	CHARTER SCHOOL INSTITUTE	0655	THE ACADEMY AT HIGH POINT	7TH	0	2	11	9	5	27	22	81.48%
8001	CHARTER SCHOOL INSTITUTE	0655	THE ACADEMY AT HIGH POINT	SCHOOL T	2	19	84	81	141	327	186	56.88%
8001	CHARTER SCHOOL INSTITUTE	0656	COLORADO DISTANCE & ELECTRONIC LEARNING ACADEMY	HALF DAY	0	0	3	0	10	13	3	23.08%
8001	CHARTER SCHOOL INSTITUTE	0656	COLORADO DISTANCE & ELECTRONIC LEARNING ACADEMY	1ST	0	1	8	1	9	19	10	52.63%
8001	CHARTER SCHOOL INSTITUTE	0656	COLORADO DISTANCE & ELECTRONIC LEARNING ACADEMY	2ND	0	1	4	1	7	13	6	46.15%
8001	CHARTER SCHOOL INSTITUTE	0656	COLORADO DISTANCE & ELECTRONIC LEARNING ACADEMY	3RD	0	1	4	3	7	15	8	53.33%
8001	CHARTER SCHOOL INSTITUTE	0656	COLORADO DISTANCE & ELECTRONIC LEARNING ACADEMY	4TH	0	1	6	1	6	14	8	57.14%
8001	CHARTER SCHOOL INSTITUTE	0656	COLORADO DISTANCE & ELECTRONIC LEARNING ACADEMY	5TH	1	1	7	1	8	18	10	55.56%
8001	CHARTER SCHOOL INSTITUTE	0656	COLORADO DISTANCE & ELECTRONIC LEARNING ACADEMY	6TH	0	2	4	7	19	32	13	40.63%
8001	CHARTER SCHOOL INSTITUTE	0656	COLORADO DISTANCE & ELECTRONIC LEARNING ACADEMY	7TH	1	0	2	4	13	20	7	35.00%
8001	CHARTER SCHOOL INSTITUTE	0656	COLORADO DISTANCE & ELECTRONIC LEARNING ACADEMY	8TH	1	0	1	3	20	25	5	20.00%
8001	CHARTER SCHOOL INSTITUTE	0656	COLORADO DISTANCE & ELECTRONIC LEARNING ACADEMY	9TH	0	1	2	17	26	46	20	43.48%
8001	CHARTER SCHOOL INSTITUTE	0656	COLORADO DISTANCE & ELECTRONIC LEARNING ACADEMY	10TH	0	1	1	13	23	38	15	39.47%
8001	CHARTER SCHOOL INSTITUTE	0656	COLORADO DISTANCE & ELECTRONIC LEARNING ACADEMY	11TH	2	2	0	15	24	43	19	44.19%
8001	CHARTER SCHOOL INSTITUTE	0656	COLORADO DISTANCE & ELECTRONIC LEARNING ACADEMY	12TH	0	1	2	5	13	21	8	38.10%
8001	CHARTER SCHOOL INSTITUTE	0656	COLORADO DISTANCE & ELECTRONIC LEARNING ACADEMY	SCHOOL T	5	12	44	71	185	317	132	41.64%
8001	CHARTER SCHOOL INSTITUTE	0657	NORTHERN COLORADO ACADEMY OF ARTS & KNOWLEDGE	HALF DAY	1	5	1	3	35	45	10	22.22%
8001	CHARTER SCHOOL INSTITUTE	0657	NORTHERN COLORADO ACADEMY OF ARTS & KNOWLEDGE	KINDERG/	0	5	1	3	38	47	9	19.15%
8001	CHARTER SCHOOL INSTITUTE	0657	NORTHERN COLORADO ACADEMY OF ARTS & KNOWLEDGE	1ST	1	12	5	8	57	83	26	31.33%
8001	CHARTER SCHOOL INSTITUTE	0657	NORTHERN COLORADO ACADEMY OF ARTS & KNOWLEDGE	2ND	1	4	0	10	58	73	15	20.55%
8001	CHARTER SCHOOL INSTITUTE	0657	NORTHERN COLORADO ACADEMY OF ARTS & KNOWLEDGE	3RD	0	1	1	5	34	41	7	17.07%
8001	CHARTER SCHOOL INSTITUTE	0657	NORTHERN COLORADO ACADEMY OF ARTS & KNOWLEDGE	4TH	0	2	1	3	21	27	6	22.22%
8001	CHARTER SCHOOL INSTITUTE	0657	NORTHERN COLORADO ACADEMY OF ARTS & KNOWLEDGE	5TH	0	4	2	5	32	43	11	25.58%

COLORADO DEPARTMENT OF EDUCATION
FALL 2007 PUPIL MEMBERSHIP BY DISTRICT, SCHOOL, GRADE, RACE/ETHNICITY, AND GENDER

District Code	DISTRICT	School Code	SCHOOL	GRADE	AMERICAN	ASIAN OR	BLACK (NOT	WHITE (NOT		Total	Total	
					INDIAN OR ALASKAN NATIVE	PACIFIC ISLANDER	HISPANIC)	HISPANIC	HISPANIC)		Minority	% Minority
8001	CHARTER SCHOOL INSTITUTE	0657	NORTHERN COLORADO ACADEMY OF ARTS & KNOWLEDGE	6TH	0	1	2	3	27	33	6	18.18%
8001	CHARTER SCHOOL INSTITUTE	0657	NORTHERN COLORADO ACADEMY OF ARTS & KNOWLEDGE	7TH	0	1	0	0	11	12	1	8.33%
8001	CHARTER SCHOOL INSTITUTE	0657	NORTHERN COLORADO ACADEMY OF ARTS & KNOWLEDGE	SCHOOL T	3	35	13	40	313	404	91	22.52%
8001	CHARTER SCHOOL INSTITUTE	1279	CAPROCK ACADEMY	HALF DAY	0	0	0	0	25	25	0	0.00%
8001	CHARTER SCHOOL INSTITUTE	1279	CAPROCK ACADEMY	KINDERG/	0	1	0	0	25	26	1	3.85%
8001	CHARTER SCHOOL INSTITUTE	1279	CAPROCK ACADEMY	1ST	0	0	2	4	38	44	6	13.64%
8001	CHARTER SCHOOL INSTITUTE	1279	CAPROCK ACADEMY	2ND	0	1	0	1	44	46	2	4.35%
8001	CHARTER SCHOOL INSTITUTE	1279	CAPROCK ACADEMY	3RD	0	2	1	1	40	44	4	9.09%
8001	CHARTER SCHOOL INSTITUTE	1279	CAPROCK ACADEMY	4TH	0	0	0	0	27	27	0	0.00%
8001	CHARTER SCHOOL INSTITUTE	1279	CAPROCK ACADEMY	5TH	0	0	0	1	25	26	1	3.85%
8001	CHARTER SCHOOL INSTITUTE	1279	CAPROCK ACADEMY	6TH	0	0	0	0	27	27	0	0.00%
8001	CHARTER SCHOOL INSTITUTE	1279	CAPROCK ACADEMY	7TH	0	1	0	2	20	23	3	13.04%
8001	CHARTER SCHOOL INSTITUTE	1279	CAPROCK ACADEMY	SCHOOL T	0	5	3	9	271	288	17	5.90%
8001	CHARTER SCHOOL INSTITUTE	1370	CESAR CHAVEZ COLORADO SPRINGS - CENTRAL	KINDERG/	0	0	0	5	4	9	5	55.56%
8001	CHARTER SCHOOL INSTITUTE	1370	CESAR CHAVEZ COLORADO SPRINGS - CENTRAL	1ST	0	0	0	12	6	18	12	66.67%
8001	CHARTER SCHOOL INSTITUTE	1370	CESAR CHAVEZ COLORADO SPRINGS - CENTRAL	2ND	0	1	0	9	11	21	10	47.62%
8001	CHARTER SCHOOL INSTITUTE	1370	CESAR CHAVEZ COLORADO SPRINGS - CENTRAL	3RD	0	0	0	7	6	13	7	53.85%
8001	CHARTER SCHOOL INSTITUTE	1370	CESAR CHAVEZ COLORADO SPRINGS - CENTRAL	4TH	0	0	1	7	6	14	8	57.14%
8001	CHARTER SCHOOL INSTITUTE	1370	CESAR CHAVEZ COLORADO SPRINGS - CENTRAL	5TH	0	0	2	8	3	13	10	76.92%
8001	CHARTER SCHOOL INSTITUTE	1370	CESAR CHAVEZ COLORADO SPRINGS - CENTRAL	6TH	0	0	0	1	0	1	1	100.00%
8001	CHARTER SCHOOL INSTITUTE	1370	CESAR CHAVEZ COLORADO SPRINGS - CENTRAL	SCHOOL T	0	1	3	49	36	89	53	59.55%
8001	CHARTER SCHOOL INSTITUTE	1791	COLORADO SPRINGS CHARTER ACADEMY	HALF DAY	0	0	1	4	21	26	5	19.23%
8001	CHARTER SCHOOL INSTITUTE	1791	COLORADO SPRINGS CHARTER ACADEMY	KINDERG/	0	1	0	2	14	17	3	17.65%
8001	CHARTER SCHOOL INSTITUTE	1791	COLORADO SPRINGS CHARTER ACADEMY	1ST	1	1	2	4	36	44	8	18.18%
8001	CHARTER SCHOOL INSTITUTE	1791	COLORADO SPRINGS CHARTER ACADEMY	2ND	0	2	3	4	39	48	9	18.75%
8001	CHARTER SCHOOL INSTITUTE	1791	COLORADO SPRINGS CHARTER ACADEMY	3RD	2	1	0	1	40	44	4	9.09%
8001	CHARTER SCHOOL INSTITUTE	1791	COLORADO SPRINGS CHARTER ACADEMY	4TH	2	1	2	3	30	38	8	21.05%
8001	CHARTER SCHOOL INSTITUTE	1791	COLORADO SPRINGS CHARTER ACADEMY	5TH	0	1	1	2	31	35	4	11.43%
8001	CHARTER SCHOOL INSTITUTE	1791	COLORADO SPRINGS CHARTER ACADEMY	6TH	0	0	1	7	13	21	8	38.10%
8001	CHARTER SCHOOL INSTITUTE	1791	COLORADO SPRINGS CHARTER ACADEMY	7TH	1	0	0	1	19	21	2	9.52%
8001	CHARTER SCHOOL INSTITUTE	1791	COLORADO SPRINGS CHARTER ACADEMY	8TH	0	0	0	3	14	17	3	17.65%
8001	CHARTER SCHOOL INSTITUTE	1791	COLORADO SPRINGS CHARTER ACADEMY	SCHOOL T	6	7	10	31	257	311	54	17.36%
8001	CHARTER SCHOOL INSTITUTE	1795	COLORADO SPRINGS EARLY COLLEGES	9TH	1	1	17	12	77	108	31	28.70%
8001	CHARTER SCHOOL INSTITUTE	1795	COLORADO SPRINGS EARLY COLLEGES	10TH	1	1	10	9	82	103	21	20.39%
8001	CHARTER SCHOOL INSTITUTE	1795	COLORADO SPRINGS EARLY COLLEGES	11TH	0	3	6	5	86	100	14	14.00%
8001	CHARTER SCHOOL INSTITUTE	1795	COLORADO SPRINGS EARLY COLLEGES	12TH	1	4	2	1	38	46	8	17.39%
8001	CHARTER SCHOOL INSTITUTE	1795	COLORADO SPRINGS EARLY COLLEGES	SCHOOL T	3	9	35	27	283	357	74	20.73%
8001	CHARTER SCHOOL INSTITUTE	6913	THE PINNACLE CHARTER SCHOOL (MIDDLE)	6TH	1	7	10	95	83	196	113	57.65%
8001	CHARTER SCHOOL INSTITUTE	6913	THE PINNACLE CHARTER SCHOOL (MIDDLE)	7TH	2	11	3	43	53	112	59	52.68%
8001	CHARTER SCHOOL INSTITUTE	6913	THE PINNACLE CHARTER SCHOOL (MIDDLE)	8TH	1	6	6	41	53	107	54	50.47%
8001	CHARTER SCHOOL INSTITUTE	6913	THE PINNACLE CHARTER SCHOOL (MIDDLE)	SCHOOL T	4	24	19	179	189	415	226	54.46%
8001	CHARTER SCHOOL INSTITUTE	6914	THE PINNACLE CHARTER SCHOOL (HIGH)	9TH	2	3	2	38	38	83	45	54.22%
8001	CHARTER SCHOOL INSTITUTE	6914	THE PINNACLE CHARTER SCHOOL (HIGH)	10TH	0	2	1	48	29	80	51	63.75%
8001	CHARTER SCHOOL INSTITUTE	6914	THE PINNACLE CHARTER SCHOOL (HIGH)	11TH	0	3	1	34	24	62	38	61.29%
8001	CHARTER SCHOOL INSTITUTE	6914	THE PINNACLE CHARTER SCHOOL (HIGH)	12TH	0	5	1	16	24	46	22	47.83%
8001	CHARTER SCHOOL INSTITUTE	6914	THE PINNACLE CHARTER SCHOOL (HIGH)	SCHOOL T	2	13	5	136	115	271	156	57.56%
8001	CHARTER SCHOOL INSTITUTE	7278	RICARDO FLORES MAGON ACADEMY	KINDERG/	0	1	0	40	1	42	41	97.62%
8001	CHARTER SCHOOL INSTITUTE	7278	RICARDO FLORES MAGON ACADEMY	1ST	0	0	0	31	0	31	31	100.00%
8001	CHARTER SCHOOL INSTITUTE	7278	RICARDO FLORES MAGON ACADEMY	2ND	0	0	0	17	0	17	17	100.00%
8001	CHARTER SCHOOL INSTITUTE	7278	RICARDO FLORES MAGON ACADEMY	SCHOOL T	0	1	0	88	1	90	89	98.89%
8001	CHARTER SCHOOL INSTITUTE	7512	ROSS MONTESSORI SCHOOL	KINDERG/	0	0	0	4	25	29	4	13.79%
8001	CHARTER SCHOOL INSTITUTE	7512	ROSS MONTESSORI SCHOOL	1ST	1	0	0	4	30	35	5	14.29%
8001	CHARTER SCHOOL INSTITUTE	7512	ROSS MONTESSORI SCHOOL	2ND	0	2	0	6	27	35	8	22.86%
8001	CHARTER SCHOOL INSTITUTE	7512	ROSS MONTESSORI SCHOOL	3RD	1	1	0	4	22	28	6	21.43%
8001	CHARTER SCHOOL INSTITUTE	7512	ROSS MONTESSORI SCHOOL	4TH	0	0	1	3	15	19	4	21.05%
8001	CHARTER SCHOOL INSTITUTE	7512	ROSS MONTESSORI SCHOOL	5TH	0	0	0	3	13	16	3	18.75%
8001	CHARTER SCHOOL INSTITUTE	7512	ROSS MONTESSORI SCHOOL	6TH	0	0	0	4	10	14	4	28.57%
8001	CHARTER SCHOOL INSTITUTE	7512	ROSS MONTESSORI SCHOOL	7TH	1	0	0	3	7	11	4	36.36%
8001	CHARTER SCHOOL INSTITUTE	7512	ROSS MONTESSORI SCHOOL	SCHOOL T	3	3	1	31	149	187	38	20.32%
8001	CHARTER SCHOOL INSTITUTE	8929	21ST CENTURY CHARTER SCHOOL	KINDERG/	0	2	3	8	8	21	13	61.90%
8001	CHARTER SCHOOL INSTITUTE	8929	21ST CENTURY CHARTER SCHOOL	1ST	0	0	7	5	14	26	12	46.15%
8001	CHARTER SCHOOL INSTITUTE	8929	21ST CENTURY CHARTER SCHOOL	2ND	0	0	8	4	7	19	12	63.16%
8001	CHARTER SCHOOL INSTITUTE	8929	21ST CENTURY CHARTER SCHOOL	3RD	0	1	6	7	7	21	14	66.67%

COLORADO DEPARTMENT OF EDUCATION
FALL 2007 PUPIL MEMBERSHIP BY DISTRICT, SCHOOL, GRADE, RACE/ETHNICITY, AND GENDER

District Code	DISTRICT	School Code	SCHOOL	GRADE	AMERICAN	ASIAN OR	BLACK (NOT	WHITE (NOT		Total	Total	
					INDIAN OR ALASKAN NATIVE	PACIFIC ISLANDER	HISPANIC)	HISPANIC	HISPANIC)		Minority	% Minority
8001	CHARTER SCHOOL INSTITUTE	8929	21ST CENTURY CHARTER SCHOOL	4TH	0	0	9	2	10	21	11	52.38%
8001	CHARTER SCHOOL INSTITUTE	8929	21ST CENTURY CHARTER SCHOOL	5TH	1	1	4	5	13	24	11	45.83%
8001	CHARTER SCHOOL INSTITUTE	8929	21ST CENTURY CHARTER SCHOOL	6TH	0	0	1	1	12	14	2	14.29%
8001	CHARTER SCHOOL INSTITUTE	8929	21ST CENTURY CHARTER SCHOOL	7TH	1	0	9	8	11	29	18	62.07%
8001	CHARTER SCHOOL INSTITUTE	8929	21ST CENTURY CHARTER SCHOOL	8TH	1	0	3	6	8	18	10	55.56%
8001	CHARTER SCHOOL INSTITUTE	8929	21ST CENTURY CHARTER SCHOOL	9TH	0	0	3	1	10	14	4	28.57%
8001	CHARTER SCHOOL INSTITUTE	8929	21ST CENTURY CHARTER SCHOOL	10TH	0	1	1	1	11	14	3	21.43%
8001	CHARTER SCHOOL INSTITUTE	8929	21ST CENTURY CHARTER SCHOOL	SCHOOL T	3	5	54	48	111	221	110	49.77%
8001	CHARTER SCHOOL INSTITUTE		DISTRICT TOTAL		43	199	311	1,196	2,672	4,421	1,749	39.56%
9030	MOUNTAIN BOCES	1128	ARROWHEAD LEARNING CENTER	7TH	0	0	0	1	1	2	1	50.00%
9030	MOUNTAIN BOCES	1128	ARROWHEAD LEARNING CENTER	8TH	0	0	0	0	1	1	0	0.00%
9030	MOUNTAIN BOCES	1128	ARROWHEAD LEARNING CENTER	9TH	0	0	0	0	1	1	0	0.00%
9030	MOUNTAIN BOCES	1128	ARROWHEAD LEARNING CENTER	10TH	0	0	0	0	5	5	0	0.00%
9030	MOUNTAIN BOCES	1128	ARROWHEAD LEARNING CENTER	11TH	0	0	0	0	1	1	0	0.00%
9030	MOUNTAIN BOCES	1128	ARROWHEAD LEARNING CENTER	SCHOOL T	0	0	0	1	9	10	1	10.00%
9030	MOUNTAIN BOCES	6134	YAMPAH MOUNTAIN SCHOOL	8TH	0	0	0	0	1	1	0	0.00%
9030	MOUNTAIN BOCES	6134	YAMPAH MOUNTAIN SCHOOL	9TH	0	0	0	0	6	6	0	0.00%
9030	MOUNTAIN BOCES	6134	YAMPAH MOUNTAIN SCHOOL	10TH	0	0	0	3	13	16	3	18.75%
9030	MOUNTAIN BOCES	6134	YAMPAH MOUNTAIN SCHOOL	11TH	0	0	0	1	14	15	1	6.67%
9030	MOUNTAIN BOCES	6134	YAMPAH MOUNTAIN SCHOOL	12TH	1	0	1	3	26	31	5	16.13%
9030	MOUNTAIN BOCES	6134	YAMPAH MOUNTAIN SCHOOL	SCHOOL T	1	0	1	7	60	69	9	13.04%
9030	MOUNTAIN BOCES	6136	MOUNTAIN BOCES DAY TREATMENT CENTER	6TH	0	0	0	0	1	1	0	0.00%
9030	MOUNTAIN BOCES	6136	MOUNTAIN BOCES DAY TREATMENT CENTER	7TH	0	0	0	0	2	2	0	0.00%
9030	MOUNTAIN BOCES	6136	MOUNTAIN BOCES DAY TREATMENT CENTER	8TH	0	0	0	1	3	4	1	25.00%
9030	MOUNTAIN BOCES	6136	MOUNTAIN BOCES DAY TREATMENT CENTER	9TH	0	0	0	0	2	2	0	0.00%
9030	MOUNTAIN BOCES	6136	MOUNTAIN BOCES DAY TREATMENT CENTER	10TH	0	0	0	2	4	6	2	33.33%
9030	MOUNTAIN BOCES	6136	MOUNTAIN BOCES DAY TREATMENT CENTER	11TH	0	0	0	0	2	2	0	0.00%
9030	MOUNTAIN BOCES	6136	MOUNTAIN BOCES DAY TREATMENT CENTER	SCHOOL T	0	0	0	3	14	17	3	17.65%
9030	MOUNTAIN BOCES	8389	SUMMIT COUNTY DOR PROGRAM	10TH	0	0	0	4	2	6	4	66.67%
9030	MOUNTAIN BOCES	8389	SUMMIT COUNTY DOR PROGRAM	11TH	0	0	0	1	2	3	1	33.33%
9030	MOUNTAIN BOCES	8389	SUMMIT COUNTY DOR PROGRAM	12TH	0	0	0	5	4	9	5	55.56%
9030	MOUNTAIN BOCES	8389	SUMMIT COUNTY DOR PROGRAM	SCHOOL T	0	0	0	10	8	18	10	55.56%
9030	MOUNTAIN BOCES	9797	YAMPAH TEEN PARENT PROGRAM	9TH	0	0	0	1	0	1	1	100.00%
9030	MOUNTAIN BOCES	9797	YAMPAH TEEN PARENT PROGRAM	10TH	0	0	0	3	0	3	3	100.00%
9030	MOUNTAIN BOCES	9797	YAMPAH TEEN PARENT PROGRAM	11TH	0	0	0	6	1	7	6	85.71%
9030	MOUNTAIN BOCES	9797	YAMPAH TEEN PARENT PROGRAM	12TH	1	0	0	12	1	14	13	92.86%
9030	MOUNTAIN BOCES	9797	YAMPAH TEEN PARENT PROGRAM	SCHOOL T	1	0	0	22	2	25	23	92.00%
9030	MOUNTAIN BOCES		BOCES TOTAL		2	0	1	43	93	139	46	33.09%
9035	CENTENNIAL BOCES	9351	WELD OPPORTUNITY HIGH SCHOOL	9TH	0	0	0	14	2	16	14	87.50%
9035	CENTENNIAL BOCES	9351	WELD OPPORTUNITY HIGH SCHOOL	10TH	1	0	0	19	4	24	20	83.33%
9035	CENTENNIAL BOCES	9351	WELD OPPORTUNITY HIGH SCHOOL	11TH	0	0	0	31	9	40	31	77.50%
9035	CENTENNIAL BOCES	9351	WELD OPPORTUNITY HIGH SCHOOL	12TH	2	0	1	27	18	48	30	62.50%
9035	CENTENNIAL BOCES	9351	WELD OPPORTUNITY HIGH SCHOOL	SCHOOL T	3	0	1	91	33	128	95	74.22%
9035	CENTENNIAL BOCES		BOCES TOTAL		3	0	1	91	33	128	95	74.22%
9095	NORTHWEST COLO BOCES	9787	YAMPA VALLEY HIGH SCHOOL	9TH	0	0	0	0	2	2	0	0.00%
9095	NORTHWEST COLO BOCES	9787	YAMPA VALLEY HIGH SCHOOL	10TH	0	0	0	1	3	4	1	25.00%
9095	NORTHWEST COLO BOCES	9787	YAMPA VALLEY HIGH SCHOOL	11TH	0	0	0	0	5	5	0	0.00%
9095	NORTHWEST COLO BOCES	9787	YAMPA VALLEY HIGH SCHOOL	12TH	0	0	0	0	1	1	0	0.00%
9095	NORTHWEST COLO BOCES	9787	YAMPA VALLEY HIGH SCHOOL	SCHOOL T	0	0	0	1	11	12	1	8.33%
9095	NORTHWEST COLO BOCES		BOCES TOTAL		0	0	0	1	11	12	1	8.33%
9130	EXPEDITIONARY BOCES	2840	EXPEDITIONARY LEARNING SCHOOL	HALF DAY	0	1	2	1	19	23	4	17.39%
9130	EXPEDITIONARY BOCES	2840	EXPEDITIONARY LEARNING SCHOOL	1ST	0	0	2	3	20	25	5	20.00%
9130	EXPEDITIONARY BOCES	2840	EXPEDITIONARY LEARNING SCHOOL	2ND	0	2	1	4	18	25	7	28.00%
9130	EXPEDITIONARY BOCES	2840	EXPEDITIONARY LEARNING SCHOOL	3RD	0	2	2	1	18	23	5	21.74%
9130	EXPEDITIONARY BOCES	2840	EXPEDITIONARY LEARNING SCHOOL	4TH	0	2	2	0	20	24	4	16.67%
9130	EXPEDITIONARY BOCES	2840	EXPEDITIONARY LEARNING SCHOOL	5TH	1	1	2	1	19	24	5	20.83%
9130	EXPEDITIONARY BOCES	2840	EXPEDITIONARY LEARNING SCHOOL	6TH	1	2	4	4	25	36	11	30.56%
9130	EXPEDITIONARY BOCES	2840	EXPEDITIONARY LEARNING SCHOOL	7TH	0	3	3	1	25	32	7	21.88%
9130	EXPEDITIONARY BOCES	2840	EXPEDITIONARY LEARNING SCHOOL	8TH	0	1	1	3	23	28	5	17.86%
9130	EXPEDITIONARY BOCES	2840	EXPEDITIONARY LEARNING SCHOOL	9TH	0	1	2	4	23	30	7	23.33%
9130	EXPEDITIONARY BOCES	2840	EXPEDITIONARY LEARNING SCHOOL	10TH	1	0	2	3	22	28	6	21.43%
9130	EXPEDITIONARY BOCES	2840	EXPEDITIONARY LEARNING SCHOOL	11TH	0	1	0	4	21	26	5	19.23%
9130	EXPEDITIONARY BOCES	2840	EXPEDITIONARY LEARNING SCHOOL	12TH	0	1	2	3	13	19	6	31.58%

COLORADO DEPARTMENT OF EDUCATION
FALL 2007 PUPIL MEMBERSHIP BY DISTRICT, SCHOOL, GRADE, RACE/ETHNICITY, AND GENDER

District Code	DISTRICT	School Code	SCHOOL	GRADE	AMERICAN INDIAN OR ALASKAN NATIVE	ASIAN OR PACIFIC ISLANDER	BLACK (NOT HISPANIC)	HISPANIC	WHITE (NOT HISPANIC)	Total	Total	
											Minority	% Minority
9130	EXPEDITIONARY BOCES	2840	EXPEDITIONARY LEARNING SCHOOL	SCHOOL 1	3	17	25	32	266	343	77	22.45%
9130	EXPEDITIONARY BOCES		BOCES TOTAL		3	17	25	32	266	343	77	22.45%
			COLORADO DETENTION CENTERS		12	3	78	162	173	428	255	59.58%
			STATE TOTAL		9,411	27,664	47,936	224,250	493,378	802,639	309,261	38.53%

