

COLORADO DEPARTMENT OF EDUCATION
FALL 2007 PK-12 FREE AND REDUCED LUNCH BY SCHOOL

District Code	District Name	School Code	School Name	PK-12	FREE	REDUCED	Not Eligible	FREE AND REDUCED	% Free	% Reduced	% FRED
0010	MAPLETON 1	0187	MAPLETON EXPEDITIONARY SCHOOL OF THE ARTS	477	215	42	220	257	45.07%	8.81%	53.88%
0010	MAPLETON 1	0212	FRONT RANGE EARLY COLLEGE	109	47	10	52	57	43.12%	9.17%	52.29%
0010	MAPLETON 1	0221	WELBY NEW TECHNOLOGY	286	131	27	128	158	45.80%	9.44%	55.24%
0010	MAPLETON 1	0263	GLOBAL LEADERSHIP ACADEMY	353	233	35	84	268	66.01%	9.92%	75.92%
0010	MAPLETON 1	0309	SKYVIEW ACADEMY HIGH SCHOOL	328	132	22	174	154	40.24%	6.71%	46.95%
0010	MAPLETON 1	0311	MAPLETON PREPARATORY HIGH SCHOOL	87	35	7	45	42	40.23%	8.05%	48.28%
0010	MAPLETON 1	0501	MONTEREY COMMUNITY SCHOOL	397	232	38	127	270	58.44%	9.57%	68.01%
0010	MAPLETON 1	0502	MEADOW COMMUNITY SCHOOL	403	219	44	140	263	54.34%	10.92%	65.26%
0010	MAPLETON 1	0503	YORK INTERNATIONAL	559	254	78	226	332	45.44%	13.95%	59.39%
0010	MAPLETON 1	0504	HIGHLAND MONTESSORI SCHOOL	158	59	10	81	69	37.34%	6.33%	43.67%
0010	MAPLETON 1	0505	ACHIEVE ACADEMY	385	245	41	99	286	63.64%	10.65%	74.29%
0010	MAPLETON 1	0506	EXPLORE ELEMENTARY	318	144	48	125	192	45.28%	15.09%	60.38%
0010	MAPLETON 1	0507	ADVENTURE ELEMENTARY	274	178	39	56	217	64.96%	14.23%	79.20%
0010	MAPLETON 1	0508	ENRICHMENT ACADEMY	232	181	24	25	205	78.02%	10.34%	88.36%
0010	MAPLETON 1	0509	CLAYTON PARTNERSHIP SCHOOL	399	220	52	127	272	55.14%	13.03%	68.17%
0010	MAPLETON 1	5539	MAPLETON EARLY LEARNING CENTER	299	110	23	108	133	36.79%	7.69%	44.48%
0010	MAPLETON 1	9036	VALLEY VIEW ELEMENTARY	429	195	54	180	249	45.45%	12.59%	58.04%
0010	MAPLETON 1		DISTRICT TOTAL	5,493	2,830	594	1,997	3,424	51.52%	10.81%	62.33%
0020	ADAMS 12 FIVE STAR SCHOOLS	0000	NOT IN A SCHOOL	6	3	0	3	3	50%	0%	50%
0020	ADAMS 12 FIVE STAR SCHOOLS	0014	GLACIER PEAK ELEMENTARY SCHOOL	584	95	34	455	129	16.27%	5.82%	22.09%
0020	ADAMS 12 FIVE STAR SCHOOLS	0015	ACADEMY OF CHARTER SCHOOLS	1,157	110	89	958	199	9.51%	7.69%	17.20%
0020	ADAMS 12 FIVE STAR SCHOOLS	0057	ROCKY TOP MIDDLE SCHOOL	982	72	31	879	103	7.33%	3.16%	10.49%
0020	ADAMS 12 FIVE STAR SCHOOLS	0059	MERIDIAN ELEMENTARY SCHOOL	639	22	3	614	25	3.44%	0.47%	3.91%
0020	ADAMS 12 FIVE STAR SCHOOLS	0210	VANTAGE POINT	260	84	15	161	99	32.31%	5.77%	38.08%
0020	ADAMS 12 FIVE STAR SCHOOLS	0301	ARAPAHOE RIDGE ELEMENTARY SCHOOL	644	108	22	514	130	16.77%	3.42%	20.19%
0020	ADAMS 12 FIVE STAR SCHOOLS	1020	BRIGHT HORIZONS PRE-KINDERGARTEN SCHOOL	72	1	0	34	1	1.39%	0%	1.39%
0020	ADAMS 12 FIVE STAR SCHOOLS	1388	CENTENNIAL ELEMENTARY SCHOOL	558	158	66	333	224	28.32%	11.83%	40.14%
0020	ADAMS 12 FIVE STAR SCHOOLS	1480	CENTURY MIDDLE SCHOOL	963	112	42	809	154	11.63%	4.36%	15.99%
0020	ADAMS 12 FIVE STAR SCHOOLS	1519	STARGATE CHARTER SCHOOL	610	26	10	574	36	4.26%	1.64%	5.90%
0020	ADAMS 12 FIVE STAR SCHOOLS	1752	COLORADO VIRTUAL ACADEMY (COVA)	3,341	219	115	3,005	334	6.55%	3.44%	10%
0020	ADAMS 12 FIVE STAR SCHOOLS	1878	CORONADO HILLS ELEMENTARY SCHOOL	535	397	52	86	449	74.21%	9.72%	83.93%
0020	ADAMS 12 FIVE STAR SCHOOLS	1914	COTTON CREEK ELEMENTARY SCHOOL	647	91	29	527	120	14.06%	4.48%	18.55%
0020	ADAMS 12 FIVE STAR SCHOOLS	1937	COYOTE RIDGE ELEMENTARY SCHOOL	501	17	9	475	26	3.39%	1.80%	5.19%
0020	ADAMS 12 FIVE STAR SCHOOLS	2031	CROSSROAD ALTERNATIVE SCHOOL	52	27	7	18	34	51.92%	13.46%	65.38%
0020	ADAMS 12 FIVE STAR SCHOOLS	2361	EAGLEVIEW ELEMENTARY SCHOOL	652	68	23	561	91	10.43%	3.53%	13.96%
0020	ADAMS 12 FIVE STAR SCHOOLS	2410	TARVER ELEMENTARY SCHOOL	600	36	14	550	50	6%	2.33%	8.33%
0020	ADAMS 12 FIVE STAR SCHOOLS	2576	CHERRY DRIVE ELEMENTARY SCHOOL	563	107	41	415	148	19.01%	7.28%	26.29%
0020	ADAMS 12 FIVE STAR SCHOOLS	2578	SKYVIEW ELEMENTARY SCHOOL	555	79	48	428	127	14.23%	8.65%	22.88%
0020	ADAMS 12 FIVE STAR SCHOOLS	2580	HUNTERS GLEN ELEMENTARY SCHOOL	673	62	19	592	81	9.21%	2.82%	12.04%
0020	ADAMS 12 FIVE STAR SCHOOLS	2582	ROCKY MOUNTAIN ELEMENTARY SCHOOL	534	271	43	220	314	50.75%	8.05%	58.80%
0020	ADAMS 12 FIVE STAR SCHOOLS	2584	RIVERDALE ELEMENTARY SCHOOL	517	97	49	371	146	18.76%	9.48%	28.24%
0020	ADAMS 12 FIVE STAR SCHOOLS	2918	FEDERAL HEIGHTS ELEMENTARY SCHOOL	614	458	63	93	521	74.59%	10.26%	84.85%
0020	ADAMS 12 FIVE STAR SCHOOLS	4000	HILLCREST ELEMENTARY SCHOOL	444	205	51	188	256	46.17%	11.49%	57.66%
0020	ADAMS 12 FIVE STAR SCHOOLS	4108	HORIZON HIGH SCHOOL	2,079	145	45	1,889	190	6.97%	2.16%	9.14%
0020	ADAMS 12 FIVE STAR SCHOOLS	4172	HULSTROM ELEMENTARY SCHOOL	606	26	23	557	49	4.29%	3.80%	8.09%
0020	ADAMS 12 FIVE STAR SCHOOLS	4187	SILVER HILLS MIDDLE SCHOOL	997	234	76	687	310	23.47%	7.62%	31.09%
0020	ADAMS 12 FIVE STAR SCHOOLS	5043	LEGACY HIGH SCHOOL	1,918	156	75	1,679	231	8.13%	3.91%	12.04%
0020	ADAMS 12 FIVE STAR SCHOOLS	5058	LEROY DRIVE ELEMENTARY SCHOOL	435	200	49	186	249	45.98%	11.26%	57.24%
0020	ADAMS 12 FIVE STAR SCHOOLS	5418	MALLEY DRIVE ELEMENTARY SCHOOL	468	209	62	197	271	44.66%	13.25%	57.91%
0020	ADAMS 12 FIVE STAR SCHOOLS	5706	MC ELWAIN ELEMENTARY SCHOOL	483	350	33	72	383	72.46%	6.83%	79.30%
0020	ADAMS 12 FIVE STAR SCHOOLS	5814	THORNTON MIDDLE SCHOOL	689	479	78	132	557	69.52%	11.32%	80.84%

COLORADO DEPARTMENT OF EDUCATION
FALL 2007 PK-12 FREE AND REDUCED LUNCH BY SCHOOL

District Code	District Name	School Code	School Name	PK-12	FREE	REDUCED	Not Eligible	FREE AND REDUCED	% Free	% Reduced	% FRED
0020	ADAMS 12 FIVE STAR SCHOOLS	5816	THORNTON HIGH SCHOOL	1,990	558	96	1,336	654	28.04%	4.82%	32.86%
0020	ADAMS 12 FIVE STAR SCHOOLS	6060	MOUNTAIN RANGE HIGH SCHOOL	1,443	196	96	1,151	292	13.58%	6.65%	20.24%
0020	ADAMS 12 FIVE STAR SCHOOLS	6150	MOUNTAIN VIEW ELEMENTARY SCHOOL	630	78	29	499	107	12.38%	4.60%	16.98%
0020	ADAMS 12 FIVE STAR SCHOOLS	6261	NEW AMERICA SCHOOL	255	92	21	142	113	36.08%	8.24%	44.31%
0020	ADAMS 12 FIVE STAR SCHOOLS	6342	SHADOW RIDGE MIDDLE SCHOOL	1,099	201	94	804	295	18.29%	8.55%	26.84%
0020	ADAMS 12 FIVE STAR SCHOOLS	6355	NORTH MOR ELEMENTARY SCHOOL	461	242	45	146	287	52.49%	9.76%	62.26%
0020	ADAMS 12 FIVE STAR SCHOOLS	6376	NORTH STAR ELEMENTARY SCHOOL	494	365	47	82	412	73.89%	9.51%	83.40%
0020	ADAMS 12 FIVE STAR SCHOOLS	6398	NORTHGLENN MIDDLE SCHOOL	704	310	75	319	385	44.03%	10.65%	54.69%
0020	ADAMS 12 FIVE STAR SCHOOLS	6402	NORTHGLENN HIGH SCHOOL	2,042	405	85	1,551	490	19.83%	4.16%	24%
0020	ADAMS 12 FIVE STAR SCHOOLS	6830	NIVER CREEK MIDDLE SCHOOL	707	500	65	142	565	70.72%	9.19%	79.92%
0020	ADAMS 12 FIVE STAR SCHOOLS	7155	PRAIRIE HILLS ELEMENTARY SCHOOL	480	28	18	434	46	5.83%	3.75%	9.58%
0020	ADAMS 12 FIVE STAR SCHOOLS	7795	SILVER CREEK ELEMENTARY	637	21	6	610	27	3.30%	0.94%	4.24%
0020	ADAMS 12 FIVE STAR SCHOOLS	8225	STELLAR ELEMENTARY SCHOOL	586	140	44	402	184	23.89%	7.51%	31.40%
0020	ADAMS 12 FIVE STAR SCHOOLS	8361	STUKEY ELEMENTARY SCHOOL	465	239	65	161	304	51.40%	13.98%	65.38%
0020	ADAMS 12 FIVE STAR SCHOOLS	8842	THORNTON ELEMENTARY SCHOOL	487	307	59	121	366	63.04%	12.11%	75.15%
0020	ADAMS 12 FIVE STAR SCHOOLS	9444	WESTLAKE MIDDLE SCHOOL	883	140	53	684	193	15.86%	6%	21.86%
0020	ADAMS 12 FIVE STAR SCHOOLS	9494	WESTVIEW ELEMENTARY SCHOOL	550	180	57	313	237	32.73%	10.36%	43.09%
0020	ADAMS 12 FIVE STAR SCHOOLS	9682	WOODGLEN ELEMENTARY SCHOOL	530	104	48	378	152	19.62%	9.06%	28.68%
0020	ADAMS 12 FIVE STAR SCHOOLS		DISTRICT TOTAL	38,821	8,830	2,319	27,537	11,149	22.75%	5.97%	28.72%
0030	ADAMS COUNTY 14	0020	ADAMS CITY MIDDLE SCHOOL	611	471	54	86	525	77.09%	8.84%	85.92%
0030	ADAMS COUNTY 14	0022	LESTER R ARNOLD HIGH SCHOOL	213	94	10	99	104	44.13%	4.69%	48.83%
0030	ADAMS COUNTY 14	0024	ADAMS CITY HIGH SCHOOL	1,428	901	158	332	1,059	63.10%	11.06%	74.16%
0030	ADAMS COUNTY 14	0124	ACSD 14 CHILD CARE CENTER	115	59	4	52	63	51.30%	3.48%	54.78%
0030	ADAMS COUNTY 14	0186	ALSUP ELEMENTARY SCHOOL	537	408	47	78	455	75.98%	8.75%	84.73%
0030	ADAMS COUNTY 14	1426	CENTRAL ELEMENTARY SCHOOL	563	401	60	97	461	71.23%	10.66%	81.88%
0030	ADAMS COUNTY 14	1882	COMMUNITY LEADERSHIP ACADEMY	435	287	85	62	372	65.98%	19.54%	85.52%
0030	ADAMS COUNTY 14	2308	DUPONT ELEMENTARY SCHOOL	551	403	56	92	459	73.14%	10.16%	83.30%
0030	ADAMS COUNTY 14	4516	KEARNEY MIDDLE SCHOOL	543	415	58	67	473	76.43%	10.68%	87.11%
0030	ADAMS COUNTY 14	4536	KEMP ELEMENTARY SCHOOL	365	270	34	50	304	73.97%	9.32%	83.29%
0030	ADAMS COUNTY 14	5880	MILDRED L SANVILLE PRESCHOOL	92	37	0	53	37	40.22%	0%	40.22%
0030	ADAMS COUNTY 14	5982	MONACO ELEMENTARY SCHOOL	435	371	23	41	394	85.29%	5.29%	90.57%
0030	ADAMS COUNTY 14	6534	HANSON ELEMENTARY SCHOOL	425	339	36	50	375	79.76%	8.47%	88.24%
0030	ADAMS COUNTY 14	7500	ROSE HILL ELEMENTARY SCHOOL	418	314	53	48	367	75.12%	12.68%	87.80%
0030	ADAMS COUNTY 14		DISTRICT TOTAL	6,731	4,770	678	1,207	5,448	70.87%	10.07%	80.94%
0040	BRIGHTON 27J	0700	BELLE CREEK CHARTER SCHOOL	650	121	58	471	179	18.62%	8.92%	27.54%
0040	BRIGHTON 27J	1021	BRIGHTON HERITAGE ACADEMY	288	57	4	196	61	19.79%	1.39%	21.18%
0040	BRIGHTON 27J	1022	BRIGHTON HIGH SCHOOL	1,502	52	0	1,441	52	3.46%	0%	3.46%
0040	BRIGHTON 27J	1027	BRIGHTON COLLEGIATE HIGH SCHOOL	306	32	11	262	43	10.46%	3.59%	14.05%
0040	BRIGHTON 27J	1052	BROMLEY EAST CHARTER SCHOOL	810	80	44	686	124	9.88%	5.43%	15.31%
0040	BRIGHTON 27J	3900	HENDERSON ELEMENTARY SCHOOL	546	117	29	398	146	21.43%	5.31%	26.74%
0040	BRIGHTON 27J	4950	LANDMARK ACADEMY AT REUNION	406	24	11	370	35	5.91%	2.71%	8.62%
0040	BRIGHTON 27J	5615	MARY E PENNOCK K-8 ELEMENTARY SCHOOL	861	167	52	642	219	19.40%	6.04%	25.44%
0040	BRIGHTON 27J	6294	NORTH ELEMENTARY SCHOOL	441	262	31	147	293	59.41%	7.03%	66.44%
0040	BRIGHTON 27J	6395	NORTHEAST ELEMENTARY SCHOOL	618	232	54	332	286	37.54%	8.74%	46.28%
0040	BRIGHTON 27J	6638	OVERLAND TRAIL MIDDLE SCHOOL	589	215	42	332	257	36.50%	7.13%	43.63%
0040	BRIGHTON 27J	7129	PRAIRIE VIEW	1,718	377	137	1,197	514	21.94%	7.97%	29.92%
0040	BRIGHTON 27J	7714	SECOND CREEK K-8 ELEMENTARY SCHOOL	767	164	56	546	220	21.38%	7.30%	28.68%
0040	BRIGHTON 27J	8032	JOHN W THIMMIG ELEMENTARY SCHOOL	874	190	67	617	257	21.74%	7.67%	29.41%
0040	BRIGHTON 27J	8060	SOUTH ELEMENTARY SCHOOL	521	272	38	211	310	52.21%	7.29%	59.50%
0040	BRIGHTON 27J	8130	SOUTHEAST ELEMENTARY SCHOOL	700	172	56	471	228	24.57%	8%	32.57%
0040	BRIGHTON 27J	9230	VIKAN MIDDLE SCHOOL	501	194	37	267	231	38.72%	7.39%	46.11%

COLORADO DEPARTMENT OF EDUCATION
FALL 2007 PK-12 FREE AND REDUCED LUNCH BY SCHOOL

District Code	District Name	School Code	School Name	PK-12	FREE	REDUCED	Not Eligible	FREE AND REDUCED	% Free	% Reduced	% FRED
0040	BRIGHTON 27J	9426	WEST RIDGE ELEMENTARY	510	38	19	451	57	7.45%	3.73%	11.18%
0040	BRIGHTON 27J		DISTRICT TOTAL	12,608	2,766	746	9,037	3,512	21.94%	5.92%	27.86%
0050	BENNETT 29J	0763	BENNETT PRESCHOOL	63	0	0	39	0	0%	0%	0%
0050	BENNETT 29J	0770	BENNETT ELEMENTARY SCHOOL	385	67	52	266	119	17.40%	13.51%	30.91%
0050	BENNETT 29J	0774	BENNETT MIDDLE SCHOOL	217	38	26	153	64	17.51%	11.98%	29.49%
0050	BENNETT 29J	0775	BENNETT HIGH SCHOOL	359	43	38	278	81	11.98%	10.58%	22.56%
0050	BENNETT 29J	1889	CORRIDOR COMMUNITY ACADEMY	128	0	1	127	1	0%	0.78%	0.78%
0050	BENNETT 29J		DISTRICT TOTAL	1,152	148	117	863	265	12.85%	10.16%	23%
0060	STRASBURG 31J	7133	PRAIRIE CREEKS CHARTER SCHOOL	6	0	2	4	2	0%	33.33%	33.33%
0060	STRASBURG 31J	8328	STRASBURG ELEMENTARY SCHOOL	489	45	51	361	96	9.20%	10.43%	19.63%
0060	STRASBURG 31J	8332	HEMPHILL MIDDLE SCHOOL	228	22	17	189	39	9.65%	7.46%	17.11%
0060	STRASBURG 31J	8334	STRASBURG HIGH SCHOOL	283	16	14	253	30	5.65%	4.95%	10.60%
0060	STRASBURG 31J		DISTRICT TOTAL	1,006	83	84	807	167	8.25%	8.35%	16.60%
0070	WESTMINSTER 50	0496	BAKER ELEMENTARY SCHOOL	360	266	36	54	302	73.89%	10%	83.89%
0070	WESTMINSTER 50	0788	BERKELEY GARDENS ELEMENTARY SCHOOL	288	225	29	34	254	78.13%	10.07%	88.19%
0070	WESTMINSTER 50	1622	CLARA E. METZ ELEMENTARY SCHOOL	425	297	53	75	350	69.88%	12.47%	82.35%
0070	WESTMINSTER 50	1666	CLEAR LAKE MIDDLE SCHOOL	733	502	92	138	594	68.49%	12.55%	81.04%
0070	WESTMINSTER 50	2035	CROWN POINTE CHARTER ACADEMY	282	58	32	186	90	20.57%	11.35%	31.91%
0070	WESTMINSTER 50	2876	FAIRVIEW ELEMENTARY SCHOOL	317	245	29	43	274	77.29%	9.15%	86.44%
0070	WESTMINSTER 50	3144	FRANCIS M. DAY ELEMENTARY SCHOOL	326	241	39	46	280	73.93%	11.96%	85.89%
0070	WESTMINSTER 50	3649	GREGORY HILL PRESCHOOL	306	86	21	110	107	28.10%	6.86%	34.97%
0070	WESTMINSTER 50	3792	HARRIS PARK ELEMENTARY SCHOOL	438	291	54	93	345	66.44%	12.33%	78.77%
0070	WESTMINSTER 50	3931	HIDDEN LAKE HIGH SCHOOL	161	100	16	44	116	62.11%	9.94%	72.05%
0070	WESTMINSTER 50	4326	IVER C. RANUM HIGH SCHOOL	1,309	617	143	548	760	47.14%	10.92%	58.06%
0070	WESTMINSTER 50	5388	M. SCOTT CARPENTER MIDDLE SCHOOL	678	507	76	95	583	74.78%	11.21%	85.99%
0070	WESTMINSTER 50	5834	MESA ELEMENTARY SCHOOL	472	281	67	100	348	59.53%	14.19%	73.73%
0070	WESTMINSTER 50	7810	FLYNN ELEMENTARY SCHOOL	373	175	55	143	230	46.92%	14.75%	61.66%
0070	WESTMINSTER 50	7812	SHAW HEIGHTS MIDDLE SCHOOL	742	349	114	278	463	47.04%	15.36%	62.40%
0070	WESTMINSTER 50	7860	SHERRELWOOD ELEMENTARY SCHOOL	291	202	32	57	234	69.42%	11%	80.41%
0070	WESTMINSTER 50	7952	SKYLINE VISTA ELEMENTARY SCHOOL	396	308	58	28	366	77.78%	14.65%	92.42%
0070	WESTMINSTER 50	8406	SUNSET RIDGE ELEMENTARY SCHOOL	365	213	46	106	259	58.36%	12.60%	70.96%
0070	WESTMINSTER 50	8798	TENNYSON KNOLLS ELEMENTARY SCHOOL	336	227	39	70	266	67.56%	11.61%	79.17%
0070	WESTMINSTER 50	9462	WESTMINSTER ELEMENTARY SCHOOL	279	185	23	71	208	66.31%	8.24%	74.55%
0070	WESTMINSTER 50	9466	WESTMINSTER HIGH SCHOOL	1,092	584	114	383	698	53.48%	10.44%	63.92%
0070	WESTMINSTER 50		DISTRICT TOTAL	9,969	5,959	1,168	2,702	7,127	59.78%	11.72%	71.49%
0100	ALAMOSA RE-11J	0114	ORTEGA MIDDLE SCHOOL	478	236	62	178	298	49.37%	12.97%	62.34%
0100	ALAMOSA RE-11J	0118	ALAMOSA HIGH SCHOOL	606	227	61	314	288	37.46%	10.07%	47.52%
0100	ALAMOSA RE-11J	0119	ALAMOSA OPEN SCHOOL	55	27	6	22	33	49.09%	10.91%	60%
0100	ALAMOSA RE-11J	0944	BOYD ELEMENTARY SCHOOL	319	202	34	82	236	63.32%	10.66%	73.98%
0100	ALAMOSA RE-11J	2402	POLSTON ELEMENTARY SCHOOL	341	206	55	77	261	60.41%	16.13%	76.54%
0100	ALAMOSA RE-11J	2818	EVANS ELEMENTARY SCHOOL	348	182	54	108	236	52.30%	15.52%	67.82%
0100	ALAMOSA RE-11J		DISTRICT TOTAL	2,147	1,080	272	781	1,352	50.30%	12.67%	62.97%
0110	SANGRE DE CRISTO RE-22J	7626	SANGRE DE CRISTO ELEMENTARY SCHOOL	174	63	41	66	104	36.21%	23.56%	59.77%
0110	SANGRE DE CRISTO RE-22J	7630	SANGRE DE CRISTO UNDIVIDED HIGH SCHOOL	156	51	25	80	76	32.69%	16.03%	48.72%
0110	SANGRE DE CRISTO RE-22J		DISTRICT TOTAL	330	114	66	146	180	34.55%	20%	54.55%
0120	ENGLEWOOD 1	0206	COLORADO'S FINEST ALTERNATIVE HIGH SCHOOL	540	144	11	380	155	26.67%	2.04%	28.70%
0120	ENGLEWOOD 1	1514	CHARLES HAY ELEMENTARY SCHOOL	209	72	15	122	87	34.45%	7.18%	41.63%
0120	ENGLEWOOD 1	1556	CHERRELYN ELEMENTARY SCHOOL	259	112	27	120	139	43.24%	10.42%	53.67%
0120	ENGLEWOOD 1	1652	CLAYTON ELEMENTARY SCHOOL	352	159	40	153	199	45.17%	11.36%	56.53%
0120	ENGLEWOOD 1	2746	ENGLEWOOD HIGH SCHOOL	818	221	27	556	248	27.02%	3.30%	30.32%
0120	ENGLEWOOD 1	2750	ENGLEWOOD LEADERSHIP ACADEMY	58	8	3	46	11	13.79%	5.17%	18.97%

COLORADO DEPARTMENT OF EDUCATION
FALL 2007 PK-12 FREE AND REDUCED LUNCH BY SCHOOL

District Code	District Name	School Code	School Name	PK-12	FREE	REDUCED	Not Eligible	FREE AND REDUCED	% Free	% Reduced	% FRED
0120	ENGLEWOOD 1	2752	ENGLEWOOD MIDDLE SCHOOL	520	208	44	265	252	40%	8.46%	48.46%
0120	ENGLEWOOD 1	5318	LOWELL PREKINDERGARTEN	203	74	13	38	87	36.45%	6.40%	42.86%
0120	ENGLEWOOD 1	5398	MADDOX ELEMENTARY SCHOOL	235	131	20	84	151	55.74%	8.51%	64.26%
0120	ENGLEWOOD 1	9620	WM E BISHOP ELEMENTARY SCHOOL	233	166	20	45	186	71.24%	8.58%	79.83%
0120	ENGLEWOOD 1		DISTRICT TOTAL	3,427	1,295	220	1,809	1,515	37.79%	6.42%	44.21%
0123	SHERIDAN 2	0138	ALICE TERRY ELEMENTARY SCHOOL	358	295	26	37	321	82.40%	7.26%	89.66%
0123	SHERIDAN 2	3054	FORT LOGAN ELEMENTARY SCHOOL	272	214	27	31	241	78.68%	9.93%	88.60%
0123	SHERIDAN 2	7837	SHERIDAN MIDDLE SCHOOL	337	246	43	48	289	73%	12.76%	85.76%
0123	SHERIDAN 2	7842	SHERIDAN HIGH SCHOOL	416	239	40	137	279	57.45%	9.62%	67.07%
0123	SHERIDAN 2	7843	EARLY CHILDHOOD EDUCATION CENTER	136	25	0	8	25	18.38%	0%	18.38%
0123	SHERIDAN 2		DISTRICT TOTAL	1,519	1,019	136	261	1,155	67.08%	8.95%	76.04%
0130	CHERRY CREEK 5	0000	NOT IN A SCHOOL	30	0	0	30	0	0%	0%	0%
0130	CHERRY CREEK 5	0016	FOX HOLLOW ELEMENTARY SCHOOL	805	27	29	724	56	3.35%	3.60%	6.96%
0130	CHERRY CREEK 5	0018	LIBERTY MIDDLE SCHOOL	1,232	83	58	1,091	141	6.74%	4.71%	11.44%
0130	CHERRY CREEK 5	0141	SKY VISTA MIDDLE SCHOOL	849	73	61	715	134	8.60%	7.18%	15.78%
0130	CHERRY CREEK 5	0242	ANTELOPE RIDGE ELEMENTARY SCHOOL	788	73	28	657	101	9.26%	3.55%	12.82%
0130	CHERRY CREEK 5	0243	COYOTE HILLS ELEMENTARY SCHOOL	554	5	7	495	12	0.90%	1.26%	2.17%
0130	CHERRY CREEK 5	0348	ARROWHEAD ELEMENTARY SCHOOL	643	110	60	472	170	17.11%	9.33%	26.44%
0130	CHERRY CREEK 5	0442	ASPEN CROSSING ELEMENTARY SCHOOL	472	43	30	359	73	9.11%	6.36%	15.47%
0130	CHERRY CREEK 5	0714	BELLEVUE ELEMENTARY SCHOOL	569	15	14	539	29	2.64%	2.46%	5.10%
0130	CHERRY CREEK 5	1155	BUFFALO TRAIL ELEMENTARY SCHOOL	476	40	14	353	54	8.40%	2.94%	11.34%
0130	CHERRY CREEK 5	1273	CANYON CREEK ELEMENTARY SCHOOL	754	69	39	620	108	9.15%	5.17%	14.32%
0130	CHERRY CREEK 5	1510	CHALLENGE SCHOOL	534	4	6	524	10	0.75%	1.12%	1.87%
0130	CHERRY CREEK 5	1551	CHEROKEE TRAIL HIGH SCHOOL	1,927	119	77	1,728	196	6.18%	4%	10.17%
0130	CHERRY CREEK 5	1566	CAMPUS MIDDLE SCHOOL	1,370	62	48	1,259	110	4.53%	3.50%	8.03%
0130	CHERRY CREEK 5	1568	WEST MIDDLE SCHOOL	1,191	125	35	1,030	160	10.50%	2.94%	13.43%
0130	CHERRY CREEK 5	1570	CHERRY CREEK HIGH SCHOOL	3,719	157	58	3,498	215	4.22%	1.56%	5.78%
0130	CHERRY CREEK 5	1571	CHERRY CREEK CHARTER ACADEMY	454	0	0	454	0	0%	0%	0%
0130	CHERRY CREEK 5	1572	HIGH PLAINS ELEMENTARY SCHOOL	437	69	24	343	93	15.79%	5.49%	21.28%
0130	CHERRY CREEK 5	1574	CHERRY HILLS VILLAGE ELEMENTARY SCHOOL	544	8	3	530	11	1.47%	0.55%	2.02%
0130	CHERRY CREEK 5	1614	CIMARRON ELEMENTARY SCHOOL	604	181	63	332	244	29.97%	10.43%	40.40%
0130	CHERRY CREEK 5	1916	COTTONWOOD CREEK ELEMENTARY SCHOOL	600	13	9	577	22	2.17%	1.50%	3.67%
0130	CHERRY CREEK 5	1970	CREEKSIDE ELEMENTARY SCHOOL	711	26	12	633	38	3.66%	1.69%	5.34%
0130	CHERRY CREEK 5	2094	DAKOTA VALLEY ELEMENTARY SCHOOL	850	61	46	729	107	7.18%	5.41%	12.59%
0130	CHERRY CREEK 5	2292	DRY CREEK ELEMENTARY SCHOOL	391	21	21	349	42	5.37%	5.37%	10.74%
0130	CHERRY CREEK 5	2357	EAGLECREST HIGH SCHOOL	2,445	315	192	1,934	507	12.88%	7.85%	20.74%
0130	CHERRY CREEK 5	2428	EASTRIDGE COMMUNITY ELEMENTARY SCHOOL	914	412	120	340	532	45.08%	13.13%	58.21%
0130	CHERRY CREEK 5	2897	FALCON CREEK MIDDLE SCHOOL	1,138	112	58	968	170	9.84%	5.10%	14.94%
0130	CHERRY CREEK 5	3589	GRANDVIEW HIGH SCHOOL	2,750	193	121	2,435	314	7.02%	4.40%	11.42%
0130	CHERRY CREEK 5	3648	GREENWOOD ELEMENTARY SCHOOL	418	12	4	401	16	2.87%	0.96%	3.83%
0130	CHERRY CREEK 5	3926	HERITAGE ELEMENTARY SCHOOL	333	17	5	277	22	5.11%	1.50%	6.61%
0130	CHERRY CREEK 5	3988	HIGHLINE COMMUNITY ELEMENTARY SCHOOL	637	346	91	178	437	54.32%	14.29%	68.60%
0130	CHERRY CREEK 5	4062	HOLLY HILLS ELEMENTARY SCHOOL	593	288	61	216	349	48.57%	10.29%	58.85%
0130	CHERRY CREEK 5	4078	HOMESTEAD ELEMENTARY SCHOOL	529	16	9	504	25	3.02%	1.70%	4.73%
0130	CHERRY CREEK 5	4100	HORIZON MIDDLE SCHOOL	1,151	283	144	724	427	24.59%	12.51%	37.10%
0130	CHERRY CREEK 5	4276	INDEPENDENCE ELEMENTARY SCHOOL	499	147	57	292	204	29.46%	11.42%	40.88%
0130	CHERRY CREEK 5	4280	INDIAN RIDGE ELEMENTARY SCHOOL	635	19	14	581	33	2.99%	2.20%	5.20%
0130	CHERRY CREEK 5	4975	LAREDO MIDDLE SCHOOL	1,248	220	145	883	365	17.63%	11.62%	29.25%
0130	CHERRY CREEK 5	5744	MEADOW POINT ELEMENTARY SCHOOL	616	145	79	365	224	23.54%	12.82%	36.36%
0130	CHERRY CREEK 5	5934	MISSION VIEJO ELEMENTARY SCHOOL	724	148	84	475	232	20.44%	11.60%	32.04%
0130	CHERRY CREEK 5	6625	OVERLAND HIGH SCHOOL	2,135	680	266	1,180	946	31.85%	12.46%	44.31%

COLORADO DEPARTMENT OF EDUCATION
FALL 2007 PK-12 FREE AND REDUCED LUNCH BY SCHOOL

District Code	District Name	School Code	School Name	PK-12	FREE	REDUCED	Not Eligible	FREE AND REDUCED	% Free	% Reduced	% FRED
0130	CHERRY CREEK 5	6820	PEAKVIEW ELEMENTARY SCHOOL	702	58	30	572	88	8.26%	4.27%	12.54%
0130	CHERRY CREEK 5	7102	POLTON COMMUNITY ELEMENTARY SCHOOL	504	126	45	303	171	25%	8.93%	33.93%
0130	CHERRY CREEK 5	7116	PONDEROSA ELEMENTARY SCHOOL	637	266	71	277	337	41.76%	11.15%	52.90%
0130	CHERRY CREEK 5	7158	PRAIRIE MIDDLE SCHOOL	1,589	713	236	638	949	44.87%	14.85%	59.72%
0130	CHERRY CREEK 5	7277	RED HAWK RIDGE ELEMENTARY SCHOOL	655	133	81	393	214	20.31%	12.37%	32.67%
0130	CHERRY CREEK 5	7476	ROLLING HILLS ELEMENTARY SCHOOL	782	24	23	734	47	3.07%	2.94%	6.01%
0130	CHERRY CREEK 5	7559	SAGEBRUSH ELEMENTARY SCHOOL	601	116	73	410	189	19.30%	12.15%	31.45%
0130	CHERRY CREEK 5	8020	SMOKY HILL HIGH SCHOOL	2,498	324	214	1,954	538	12.97%	8.57%	21.54%
0130	CHERRY CREEK 5	8380	SUMMIT ELEMENTARY SCHOOL	522	86	54	382	140	16.48%	10.34%	26.82%
0130	CHERRY CREEK 5	8394	SUNRISE ELEMENTARY SCHOOL	678	163	85	429	248	24.04%	12.54%	36.58%
0130	CHERRY CREEK 5	8848	THUNDER RIDGE MIDDLE SCHOOL	1,181	124	83	974	207	10.50%	7.03%	17.53%
0130	CHERRY CREEK 5	8850	TIMBERLINE ELEMENTARY SCHOOL	734	51	32	584	83	6.95%	4.36%	11.31%
0130	CHERRY CREEK 5	8887	TRAILS WEST ELEMENTARY SCHOOL	604	74	24	473	98	12.25%	3.97%	16.23%
0130	CHERRY CREEK 5	9108	VILLAGE EAST COMMUNITY ELEMENTARY SCHOOL	701	316	116	247	432	45.08%	16.55%	61.63%
0130	CHERRY CREEK 5	9200	WALNUT HILLS COMMUNITY ELEMENTARY SCHOOL	437	43	17	356	60	9.84%	3.89%	13.73%
0130	CHERRY CREEK 5	9624	WILLOW CREEK ELEMENTARY SCHOOL	537	14	4	517	18	2.61%	0.74%	3.35%
0130	CHERRY CREEK 5		DISTRICT TOTAL	50,631	7,368	3,380	39,037	10,748	14.55%	6.68%	21.23%
0140	LITTLETON 6	0298	ARAPAHOE HIGH SCHOOL	2,220	65	27	2,128	92	2.93%	1.22%	4.14%
0140	LITTLETON 6	0752	FRANKLIN ELEMENTARY SCHOOL	399	27	9	363	36	6.77%	2.26%	9.02%
0140	LITTLETON 6	1382	CENTENNIAL ACADEMY OF FINE ARTS EDUCATION	457	148	37	264	185	32.39%	8.10%	40.48%
0140	LITTLETON 6	2382	EAST ELEMENTARY SCHOOL	260	173	32	52	205	66.54%	12.31%	78.85%
0140	LITTLETON 6	2804	EUCLID MIDDLE SCHOOL	794	110	48	633	158	13.85%	6.05%	19.90%
0140	LITTLETON 6	2926	FIELD ELEMENTARY SCHOOL	426	267	36	122	303	62.68%	8.45%	71.13%
0140	LITTLETON 6	3472	GODDARD MIDDLE SCHOOL	784	183	43	558	226	23.34%	5.48%	28.83%
0140	LITTLETON 6	3930	HERITAGE HIGH SCHOOL	1,687	88	30	1,569	118	5.22%	1.78%	6.99%
0140	LITTLETON 6	3950	HIGHLAND ELEMENTARY SCHOOL	376	43	8	294	51	11.44%	2.13%	13.56%
0140	LITTLETON 6	4316	NEWTON MIDDLE SCHOOL	702	66	22	614	88	9.40%	3.13%	12.54%
0140	LITTLETON 6	4447	JOHN WESLEY POWELL MIDDLE SCHOOL	914	29	15	870	44	3.17%	1.64%	4.81%
0140	LITTLETON 6	5088	AMES ELEMENTARY SCHOOL	231	26	29	152	55	11.26%	12.55%	23.81%
0140	LITTLETON 6	5224	LITTLETON HIGH SCHOOL	1,627	242	54	1,331	296	14.87%	3.32%	18.19%
0140	LITTLETON 6	5229	LITTLETON ACADEMY	455	0	0	455	0	0%	0%	0%
0140	LITTLETON 6	5233	LITTLETON PREP CHARTER SCHOOL	492	0	0	492	0	0%	0%	0%
0140	LITTLETON 6	5236	LOIS LENSKE ELEMENTARY SCHOOL	598	15	6	577	21	2.51%	1%	3.51%
0140	LITTLETON 6	5572	HOPKINS ELEMENTARY SCHOOL	335	51	21	229	72	15.22%	6.27%	21.49%
0140	LITTLETON 6	5574	TWAIN ELEMENTARY SCHOOL	365	27	10	328	37	7.40%	2.74%	10.14%
0140	LITTLETON 6	6292	VILLAGE AT NORTH	262	83	9	92	92	31.68%	3.44%	35.11%
0140	LITTLETON 6	6814	PEABODY ELEMENTARY SCHOOL	364	50	12	278	62	13.74%	3.30%	17.03%
0140	LITTLETON 6	7518	RUNYON ELEMENTARY SCHOOL	404	31	17	355	48	7.67%	4.21%	11.88%
0140	LITTLETON 6	7606	SANDBURG ELEMENTARY SCHOOL	511	27	13	406	40	5.28%	2.54%	7.83%
0140	LITTLETON 6	8064	MOODY ELEMENTARY SCHOOL	318	90	28	183	118	28.30%	8.81%	37.11%
0140	LITTLETON 6	9530	WHITMAN ELEMENTARY SCHOOL	293	51	10	209	61	17.41%	3.41%	20.82%
0140	LITTLETON 6	9600	WILDER ELEMENTARY SCHOOL	663	10	9	589	19	1.51%	1.36%	2.87%
0140	LITTLETON 6		DISTRICT TOTAL	15,937	1,902	525	13,143	2,427	11.93%	3.29%	15.23%
0170	DEER TRAIL 26J	2136	DEER TRAIL ELEMENTARY SCHOOL	80	27	2	41	29	33.75%	2.50%	36.25%
0170	DEER TRAIL 26J	2140	DEER TRAIL JUNIOR-SENIOR HIGH SCHOOL	97	16	3	78	19	16.49%	3.09%	19.59%
0170	DEER TRAIL 26J		DISTRICT TOTAL	177	43	5	119	48	24.29%	2.82%	27.12%
0180	ADAMS-ARAPAHOE 28J	0000	NOT IN A SCHOOL	10	0	0	10	0	0%	0%	0%
0180	ADAMS-ARAPAHOE 28J	0214	ALTURA ELEMENTARY SCHOOL	445	338	36	71	374	75.96%	8.09%	84.04%
0180	ADAMS-ARAPAHOE 28J	0310	ARKANSAS ELEMENTARY SCHOOL	532	214	55	263	269	40.23%	10.34%	50.56%
0180	ADAMS-ARAPAHOE 28J	0458	AURORA ACADEMY CHARTER SCHOOL	493	73	41	379	114	14.81%	8.32%	23.12%
0180	ADAMS-ARAPAHOE 28J	0464	AURORA HILLS MIDDLE SCHOOL	1,063	501	77	485	578	47.13%	7.24%	54.37%

COLORADO DEPARTMENT OF EDUCATION
FALL 2007 PK-12 FREE AND REDUCED LUNCH BY SCHOOL

District Code	District Name	School Code	School Name	PK-12	FREE	REDUCED	Not Eligible	FREE AND REDUCED	% Free	% Reduced	% FRED
0180	ADAMS-ARAPAHOE 28J	0465	AURORA FRONTIER K-8	606	144	52	410	196	23.76%	8.58%	32.34%
0180	ADAMS-ARAPAHOE 28J	0914	BOSTON ELEMENTARY SCHOOL	163	144	8	11	152	88.34%	4.91%	93.25%
0180	ADAMS-ARAPAHOE 28J	1458	AURORA CENTRAL HIGH SCHOOL	2,247	1,287	154	806	1,441	57.28%	6.85%	64.13%
0180	ADAMS-ARAPAHOE 28J	1470	CENTURY ELEMENTARY SCHOOL	349	162	41	146	203	46.42%	11.75%	58.17%
0180	ADAMS-ARAPAHOE 28J	1720	CLYDE MILLER ELEMENTARY SCHOOL	470	273	54	143	327	58.09%	11.49%	69.57%
0180	ADAMS-ARAPAHOE 28J	1800	COLUMBIA MIDDLE SCHOOL	893	284	84	525	368	31.80%	9.41%	41.21%
0180	ADAMS-ARAPAHOE 28J	1948	CRAWFORD ELEMENTARY SCHOOL	514	450	25	39	475	87.55%	4.86%	92.41%
0180	ADAMS-ARAPAHOE 28J	2095	DALTON ELEMENTARY SCHOOL	534	149	50	335	199	27.90%	9.36%	37.27%
0180	ADAMS-ARAPAHOE 28J	2114	DARTMOUTH ELEMENTARY SCHOOL	397	135	35	227	170	34.01%	8.82%	42.82%
0180	ADAMS-ARAPAHOE 28J	2384	EAST MIDDLE SCHOOL	901	626	81	194	707	69.48%	8.99%	78.47%
0180	ADAMS-ARAPAHOE 28J	2618	ELKHART ELEMENTARY SCHOOL	636	497	55	84	552	78.14%	8.65%	86.79%
0180	ADAMS-ARAPAHOE 28J	2951	AURORA PUBLIC SCHOOLS CHILD DEVELOPMENT CENTER	835	147	21	667	168	17.60%	2.51%	20.12%
0180	ADAMS-ARAPAHOE 28J	2992	FLETCHER ELEMENTARY SCHOOL	505	416	38	51	454	82.38%	7.52%	89.90%
0180	ADAMS-ARAPAHOE 28J	3272	FULTON ELEMENTARY SCHOOL	496	383	37	76	420	77.22%	7.46%	84.68%
0180	ADAMS-ARAPAHOE 28J	3354	GATEWAY HIGH SCHOOL	1,751	602	131	1,018	733	34.38%	7.48%	41.86%
0180	ADAMS-ARAPAHOE 28J	3471	GLOBAL VILLAGE ACADEMY	226	10	6	210	16	4.42%	2.65%	7.08%
0180	ADAMS-ARAPAHOE 28J	4024	HINKLEY HIGH SCHOOL	1,795	800	154	841	954	44.57%	8.58%	53.15%
0180	ADAMS-ARAPAHOE 28J	4270	IOWA ELEMENTARY SCHOOL	536	255	55	226	310	47.57%	10.26%	57.84%
0180	ADAMS-ARAPAHOE 28J	4426	JEWELL ELEMENTARY SCHOOL	483	186	64	233	250	38.51%	13.25%	51.76%
0180	ADAMS-ARAPAHOE 28J	4646	KENTON ELEMENTARY SCHOOL	520	385	37	98	422	74.04%	7.12%	81.15%
0180	ADAMS-ARAPAHOE 28J	4970	LANSING ELEMENTARY SCHOOL	346	225	42	79	267	65.03%	12.14%	77.17%
0180	ADAMS-ARAPAHOE 28J	4973	LAREDO ELEMENTARY SCHOOL	429	292	42	95	334	68.07%	9.79%	77.86%
0180	ADAMS-ARAPAHOE 28J	5298	LOTUS SCHOOL FOR EXCELLENCE	168	42	3	123	45	25%	1.79%	26.79%
0180	ADAMS-ARAPAHOE 28J	5361	LYN KNOLL ELEMENTARY SCHOOL	276	198	15	63	213	71.74%	5.43%	77.17%
0180	ADAMS-ARAPAHOE 28J	6068	MONTVIEW ELEMENTARY SCHOOL	391	323	30	38	353	82.61%	7.67%	90.28%
0180	ADAMS-ARAPAHOE 28J	6160	MRACHEK MIDDLE SCHOOL	1,148	515	117	516	632	44.86%	10.19%	55.05%
0180	ADAMS-ARAPAHOE 28J	6189	MURPHY CREEK K-8 SCHOOL	578	71	47	460	118	12.28%	8.13%	20.42%
0180	ADAMS-ARAPAHOE 28J	6219	NEW AMERICA SCHOOL	459	242	79	138	321	52.72%	17.21%	69.93%
0180	ADAMS-ARAPAHOE 28J	6310	NORTH MIDDLE SCHOOL	775	559	61	155	620	72.13%	7.87%	80%
0180	ADAMS-ARAPAHOE 28J	6546	OPTIONS SCHOOL	1,085	7	0	1,078	7	0.65%	0%	0.65%
0180	ADAMS-ARAPAHOE 28J	6728	PARIS ELEMENTARY SCHOOL	401	326	12	63	338	81.30%	2.99%	84.29%
0180	ADAMS-ARAPAHOE 28J	6758	PARK LANE ELEMENTARY SCHOOL	346	228	25	93	253	65.90%	7.23%	73.12%
0180	ADAMS-ARAPAHOE 28J	6869	PEORIA ELEMENTARY SCHOOL	461	316	43	102	359	68.55%	9.33%	77.87%
0180	ADAMS-ARAPAHOE 28J	7232	AURORA QUEST ACADEMY	160	17	8	135	25	10.63%	5%	15.63%
0180	ADAMS-ARAPAHOE 28J	7250	RANGEVIEW HIGH SCHOOL	2,245	458	127	1,660	585	20.40%	5.66%	26.06%
0180	ADAMS-ARAPAHOE 28J	7558	SABLE ELEMENTARY SCHOOL	446	322	33	91	355	72.20%	7.40%	79.60%
0180	ADAMS-ARAPAHOE 28J	7865	SIDE CREEK ELEMENTARY SCHOOL	677	142	36	499	178	20.97%	5.32%	26.29%
0180	ADAMS-ARAPAHOE 28J	7932	SIXTH AVENUE ELEMENTARY SCHOOL	562	393	45	124	438	69.93%	8.01%	77.94%
0180	ADAMS-ARAPAHOE 28J	8078	SOUTH MIDDLE SCHOOL	724	516	62	146	578	71.27%	8.56%	79.83%
0180	ADAMS-ARAPAHOE 28J	8356	WILLIAM SMITH HIGH SCHOOL	198	73	23	102	96	36.87%	11.62%	48.48%
0180	ADAMS-ARAPAHOE 28J	8858	TOLLGATE ELEMENTARY SCHOOL	597	319	69	209	388	53.43%	11.56%	64.99%
0180	ADAMS-ARAPAHOE 28J	9056	VANGUARD CLASSICAL SCHOOL	314	22	6	286	28	7.01%	1.91%	8.92%
0180	ADAMS-ARAPAHOE 28J	9059	VASSAR ELEMENTARY SCHOOL	552	183	47	322	230	33.15%	8.51%	41.67%
0180	ADAMS-ARAPAHOE 28J	9060	VAUGHN ELEMENTARY SCHOOL	480	374	23	83	397	77.92%	4.79%	82.71%
0180	ADAMS-ARAPAHOE 28J	9140	VIRGINIA COURT ELEMENTARY SCHOOL	568	360	40	168	400	63.38%	7.04%	70.42%
0180	ADAMS-ARAPAHOE 28J	9396	WEST MIDDLE SCHOOL	839	732	51	56	783	87.25%	6.08%	93.33%
0180	ADAMS-ARAPAHOE 28J	9514	WHEELING ELEMENTARY SCHOOL	440	288	42	110	330	65.45%	9.55%	75%
0180	ADAMS-ARAPAHOE 28J	9756	YALE ELEMENTARY SCHOOL	508	233	36	239	269	45.87%	7.09%	52.95%
0180	ADAMS-ARAPAHOE 28J		DISTRICT TOTAL	33,573	16,237	2,555	14,781	18,792	48.36%	7.61%	55.97%
0190	BYERS 32J	1168	BYERS ELEMENTARY SCHOOL	299	58	25	185	83	19.40%	8.36%	27.76%
0190	BYERS 32J	1176	BYERS JUNIOR-SENIOR HIGH SCHOOL	241	40	23	178	63	16.60%	9.54%	26.14%

COLORADO DEPARTMENT OF EDUCATION
FALL 2007 PK-12 FREE AND REDUCED LUNCH BY SCHOOL

District Code	District Name	School Code	School Name	PK-12	FREE	REDUCED	Not Eligible	FREE AND REDUCED	% Free	% Reduced	% FRED
0190	BYERS 32J		DISTRICT TOTAL	540	98	48	363	146	18.15%	8.89%	27.04%
0220	ARCHULETA COUNTY 50 JT	0064	ARCHULETA COUNTY HIGH SCHOOL	53	26	2	25	28	49.06%	3.77%	52.83%
0220	ARCHULETA COUNTY 50 JT	6652	PAGOSA SPRINGS ELEMENTARY SCHOOL	506	183	80	243	263	36.17%	15.81%	51.98%
0220	ARCHULETA COUNTY 50 JT	6656	PAGOSA SPRINGS INTERMEDIATE SCHOOL	268	90	40	138	130	33.58%	14.93%	48.51%
0220	ARCHULETA COUNTY 50 JT	6657	PAGOSA SPRINGS JUNIOR HIGH SCHOOL	254	70	36	148	106	27.56%	14.17%	41.73%
0220	ARCHULETA COUNTY 50 JT	6658	PAGOSA SPRINGS HIGH SCHOOL	464	102	48	314	150	21.98%	10.34%	32.33%
0220	ARCHULETA COUNTY 50 JT		DISTRICT TOTAL	1,545	471	206	868	677	30.49%	13.33%	43.82%
0230	WALSH RE-1	9222	WALSH ELEMENTARY SCHOOL	87	24	30	31	54	27.59%	34.48%	62.07%
0230	WALSH RE-1	9226	WALSH HIGH SCHOOL	69	23	13	33	36	33.33%	18.84%	52.17%
0230	WALSH RE-1		DISTRICT TOTAL	156	47	43	64	90	30.13%	27.56%	57.69%
0240	PRITCHETT RE-3	7174	PRITCHETT ELEMENTARY SCHOOL	42	11	3	25	14	26.19%	7.14%	33.33%
0240	PRITCHETT RE-3	7176	PRITCHETT MIDDLE SCHOOL	11	4	4	3	8	36.36%	36.36%	72.73%
0240	PRITCHETT RE-3	7180	PRITCHETT HIGH SCHOOL	17	9	4	4	13	52.94%	23.53%	76.47%
0240	PRITCHETT RE-3		DISTRICT TOTAL	70	24	11	32	35	34.29%	15.71%	50%
0250	SPRINGFIELD RE-4	8160	SPRINGFIELD ELEMENTARY SCHOOL	164	56	22	78	78	34.15%	13.41%	47.56%
0250	SPRINGFIELD RE-4	8164	SPRINGFIELD JUNIOR HIGH SCHOOL	48	17	9	22	26	35.42%	18.75%	54.17%
0250	SPRINGFIELD RE-4	8168	SPRINGFIELD HIGH SCHOOL	93	23	15	55	38	24.73%	16.13%	40.86%
0250	SPRINGFIELD RE-4		DISTRICT TOTAL	305	96	46	155	142	31.48%	15.08%	46.56%
0260	VILAS RE-5	1781	COLORADO ONLINE ACADEMY (COLA)	37	5	1	21	6	13.51%	2.70%	16.22%
0260	VILAS RE-5	4091	HOPE ONLINE LEARNING ACADEMY CO-OP	3,270	1,077	315	1,824	1,392	32.94%	9.63%	42.57%
0260	VILAS RE-5	9085	V.I.L.A.S. ONLINE SCHOOL	406	105	33	241	138	25.86%	8.13%	33.99%
0260	VILAS RE-5	9090	VILAS ELEMENTARY SCHOOL	36	11	1	24	12	30.56%	2.78%	33.33%
0260	VILAS RE-5	9100	VILAS UNDIVIDED HIGH SCHOOL	40	16	5	19	21	40%	12.50%	52.50%
0260	VILAS RE-5		DISTRICT TOTAL	3,789	1,214	355	2,129	1,569	32.04%	9.37%	41.41%
0270	CAMPO RE-6	1248	CAMPO ELEMENTARY SCHOOL	25	11	2	12	13	44%	8%	52%
0270	CAMPO RE-6	1252	CAMPO UNDIVIDED HIGH SCHOOL	23	14	1	8	15	60.87%	4.35%	65.22%
0270	CAMPO RE-6		DISTRICT TOTAL	48	25	3	20	28	52.08%	6.25%	58.33%
0290	LAS ANIMAS RE-1	1812	LAS ANIMAS ELEMENTARY SCHOOL	249	150	45	54	195	60.24%	18.07%	78.31%
0290	LAS ANIMAS RE-1	4495	JUMP START LEARNING CENTER	41	35	1	5	36	85.37%	2.44%	87.80%
0290	LAS ANIMAS RE-1	4983	LAS ANIMAS A+ DISTANCE LEARNING SCHOOL	2	1	0	1	1	50%	0%	50%
0290	LAS ANIMAS RE-1	4986	LAS ANIMAS MIDDLE SCHOOL	119	69	16	34	85	57.98%	13.45%	71.43%
0290	LAS ANIMAS RE-1	4990	LAS ANIMAS HIGH SCHOOL	133	51	24	58	75	38.35%	18.05%	56.39%
0290	LAS ANIMAS RE-1		DISTRICT TOTAL	544	306	86	152	392	56.25%	15.81%	72.06%
0310	MC CLAVE RE-2	5666	MC CLAVE ELEMENTARY SCHOOL	149	56	7	86	63	37.58%	4.70%	42.28%
0310	MC CLAVE RE-2	5670	MC CLAVE UNDIVIDED HIGH SCHOOL	117	40	8	69	48	34.19%	6.84%	41.03%
0310	MC CLAVE RE-2		DISTRICT TOTAL	266	96	15	155	111	36.09%	5.64%	41.73%
0470	ST VRAIN VALLEY RE 1J	0060	LEGACY ELEMENTARY SCHOOL	583	76	12	439	88	13.04%	2.06%	15.09%
0470	ST VRAIN VALLEY RE 1J	0061	ALPINE ELEMENTARY SCHOOL	493	82	10	350	92	16.63%	2.03%	18.66%
0470	ST VRAIN VALLEY RE 1J	0226	ALTONA MIDDLE SCHOOL	676	85	17	574	102	12.57%	2.51%	15.09%
0470	ST VRAIN VALLEY RE 1J	1148	BURLINGTON ELEMENTARY SCHOOL	494	138	34	297	172	27.94%	6.88%	34.82%
0470	ST VRAIN VALLEY RE 1J	1284	CARBON VALLEY ACADEMY	472	24	9	356	33	5.08%	1.91%	6.99%
0470	ST VRAIN VALLEY RE 1J	1434	CENTRAL ELEMENTARY SCHOOL	398	187	24	154	211	46.98%	6.03%	53.02%
0470	ST VRAIN VALLEY RE 1J	1844	COLUMBINE ELEMENTARY SCHOOL	377	319	20	38	339	84.62%	5.31%	89.92%
0470	ST VRAIN VALLEY RE 1J	2343	EAGLE CREST ELEMENTARY SCHOOL	583	69	9	505	78	11.84%	1.54%	13.38%
0470	ST VRAIN VALLEY RE 1J	2758	ERIE ELEMENTARY SCHOOL	807	76	10	668	86	9.42%	1.24%	10.66%
0470	ST VRAIN VALLEY RE 1J	2760	ERIE MIDDLE SCHOOL	552	71	16	465	87	12.86%	2.90%	15.76%
0470	ST VRAIN VALLEY RE 1J	2761	ERIE HIGH SCHOOL	581	49	30	498	79	8.43%	5.16%	13.60%
0470	ST VRAIN VALLEY RE 1J	2912	FALL RIVER ELEMENTARY SCHOOL	636	48	11	522	59	7.55%	1.73%	9.28%
0470	ST VRAIN VALLEY RE 1J	2964	FLAGSTAFF CHARTER ACADEMY	444	30	7	407	37	6.76%	1.58%	8.33%
0470	ST VRAIN VALLEY RE 1J	3192	FREDERICK ELEMENTARY SCHOOL	564	205	56	275	261	36.35%	9.93%	46.28%
0470	ST VRAIN VALLEY RE 1J	3194	COAL RIDGE MIDDLE SCHOOL	769	187	69	513	256	24.32%	8.97%	33.29%

COLORADO DEPARTMENT OF EDUCATION
FALL 2007 PK-12 FREE AND REDUCED LUNCH BY SCHOOL

District Code	District Name	School Code	School Name	PK-12	FREE	REDUCED	Not Eligible	FREE AND REDUCED	% Free	% Reduced	% FRED
0470	ST VRAIN VALLEY RE 1J	3196	FREDERICK SENIOR HIGH SCHOOL	860	191	62	602	253	22.21%	7.21%	29.42%
0470	ST VRAIN VALLEY RE 1J	4202	HYGIENE ELEMENTARY SCHOOL	411	47	17	346	64	11.44%	4.14%	15.57%
0470	ST VRAIN VALLEY RE 1J	4278	INDIAN PEAKS ELEMENTARY SCHOOL	451	289	31	126	320	64.08%	6.87%	70.95%
0470	ST VRAIN VALLEY RE 1J	5246	LOMA LINDA ELEMENTARY SCHOOL	472	281	40	131	321	59.53%	8.47%	68.01%
0470	ST VRAIN VALLEY RE 1J	5282	LONGMONT HIGH SCHOOL	1,321	288	55	974	343	21.80%	4.16%	25.97%
0470	ST VRAIN VALLEY RE 1J	5284	LONGMONT ESTATES ELEMENTARY SCHOOL	487	66	23	340	89	13.55%	4.72%	18.28%
0470	ST VRAIN VALLEY RE 1J	5286	SUNSET MIDDLE SCHOOL	607	129	24	454	153	21.25%	3.95%	25.21%
0470	ST VRAIN VALLEY RE 1J	5288	LONGS PEAK MIDDLE SCHOOL	496	217	48	229	265	43.75%	9.68%	53.43%
0470	ST VRAIN VALLEY RE 1J	5364	LYONS ELEMENTARY SCHOOL	275	30	10	204	40	10.91%	3.64%	14.55%
0470	ST VRAIN VALLEY RE 1J	5368	LYONS MIDDLE/SENIOR HIGH SCHOOL	444	38	15	391	53	8.56%	3.38%	11.94%
0470	ST VRAIN VALLEY RE 1J	5726	MEAD ELEMENTARY SCHOOL	505	44	23	398	67	8.71%	4.55%	13.27%
0470	ST VRAIN VALLEY RE 1J	5730	MEAD MIDDLE SCHOOL	325	30	10	285	40	9.23%	3.08%	12.31%
0470	ST VRAIN VALLEY RE 1J	6156	MOUNTAIN VIEW ELEMENTARY SCHOOL	358	189	45	117	234	52.79%	12.57%	65.36%
0470	ST VRAIN VALLEY RE 1J	6274	NIWOT ELEMENTARY SCHOOL	518	15	5	445	20	2.90%	0.97%	3.86%
0470	ST VRAIN VALLEY RE 1J	6276	NIWOT HIGH SCHOOL	1,337	147	41	1,142	188	10.99%	3.07%	14.06%
0470	ST VRAIN VALLEY RE 1J	6344	HERITAGE MIDDLE SCHOOL	385	274	27	82	301	71.17%	7.01%	78.18%
0470	ST VRAIN VALLEY RE 1J	6404	NORTHRIDGE ELEMENTARY SCHOOL	396	266	39	91	305	67.17%	9.85%	77.02%
0470	ST VRAIN VALLEY RE 1J	6498	OLDE COLUMBINE HIGH SCHOOL	108	40	5	56	45	37.04%	4.63%	41.67%
0470	ST VRAIN VALLEY RE 1J	6499	ADULT EDUCATION/LINCOLN CENTER	168	24	8	117	32	14.29%	4.76%	19.05%
0470	ST VRAIN VALLEY RE 1J	7157	PRAIRIE RIDGE ELEMENTARY SCHOOL	744	157	49	490	206	21.10%	6.59%	27.69%
0470	ST VRAIN VALLEY RE 1J	7464	ROCKY MOUNTAIN ELEMENTARY SCHOOL	452	302	42	90	344	66.81%	9.29%	76.11%
0470	ST VRAIN VALLEY RE 1J	7584	SANBORN ELEMENTARY SCHOOL	395	86	16	293	102	21.77%	4.05%	25.82%
0470	ST VRAIN VALLEY RE 1J	7789	SILVER CREEK HIGH SCHOOL	1,032	111	26	892	137	10.76%	2.52%	13.28%
0470	ST VRAIN VALLEY RE 1J	7954	SKYLINE HIGH SCHOOL	1,444	552	68	819	620	38.23%	4.71%	42.94%
0470	ST VRAIN VALLEY RE 1J	8140	SPANGLER ELEMENTARY SCHOOL	411	332	22	57	354	80.78%	5.35%	86.13%
0470	ST VRAIN VALLEY RE 1J	8903	TRAIL RIDGE MIDDLE SCHOOL	601	202	42	357	244	33.61%	6.99%	40.60%
0470	ST VRAIN VALLEY RE 1J	8927	TWIN PEAKS CHARTER ACADEMY	569	46	21	502	67	8.08%	3.69%	11.78%
0470	ST VRAIN VALLEY RE 1J	9430	WESTVIEW MIDDLE SCHOOL	581	98	22	461	120	16.87%	3.79%	20.65%
0470	ST VRAIN VALLEY RE 1J		DISTRICT TOTAL	24,582	6,137	1,170	16,552	7,307	24.97%	4.76%	29.73%
0480	BOULDER VALLEY RE 2	0000	NOT IN A SCHOOL	153	0	0	2	0	0%	0%	0%
0480	BOULDER VALLEY RE 2	0125	ARAPAHOE RIDGE HIGH SCHOOL	225	111	8	99	119	49.33%	3.56%	52.89%
0480	BOULDER VALLEY RE 2	0441	ASPEN CREEK K-8 ELEMENTARY SCHOOL	912	50	16	846	66	5.48%	1.75%	7.24%
0480	BOULDER VALLEY RE 2	0652	BEAR CREEK ELEMENTARY SCHOOL	361	7	5	349	12	1.94%	1.39%	3.32%
0480	BOULDER VALLEY RE 2	0872	BIRCH ELEMENTARY SCHOOL	436	72	34	319	106	16.51%	7.80%	24.31%
0480	BOULDER VALLEY RE 2	0919	BOULDER COMMUNITY SCHOOL/INTEGRATED STUDIES	287	26	7	254	33	9.06%	2.44%	11.50%
0480	BOULDER VALLEY RE 2	0924	BOULDER HIGH SCHOOL	1,855	236	45	1,570	281	12.72%	2.43%	15.15%
0480	BOULDER VALLEY RE 2	0934	BOULDER PREP CHARTER HIGH SCHOOL	156	57	16	75	73	36.54%	10.26%	46.79%
0480	BOULDER VALLEY RE 2	1066	BROOMFIELD HEIGHTS MIDDLE SCHOOL	523	88	40	395	128	16.83%	7.65%	24.47%
0480	BOULDER VALLEY RE 2	1070	BROOMFIELD HIGH SCHOOL	1,440	122	34	1,282	156	8.47%	2.36%	10.83%
0480	BOULDER VALLEY RE 2	1136	MANHATTAN MIDDLE SCHOOL OF THE ARTS AND ACADEMICS	428	88	15	325	103	20.56%	3.50%	24.07%
0480	BOULDER VALLEY RE 2	1352	CASEY MIDDLE SCHOOL	346	164	20	161	184	47.40%	5.78%	53.18%
0480	BOULDER VALLEY RE 2	1380	CENTAURUS HIGH SCHOOL	1,057	221	66	764	287	20.91%	6.24%	27.15%
0480	BOULDER VALLEY RE 2	1390	CENTENNIAL MIDDLE SCHOOL	583	109	16	458	125	18.70%	2.74%	21.44%
0480	BOULDER VALLEY RE 2	1725	COAL CREEK ELEMENTARY SCHOOL	470	17	5	448	22	3.62%	1.06%	4.68%
0480	BOULDER VALLEY RE 2	1842	COLUMBINE ELEMENTARY SCHOOL	369	307	18	43	325	83.20%	4.88%	88.08%
0480	BOULDER VALLEY RE 2	1883	COMMUNITY MONTESSORI SCHOOL	288	36	9	183	45	12.50%	3.13%	15.63%
0480	BOULDER VALLEY RE 2	1996	CREST VIEW ELEMENTARY SCHOOL	511	100	23	388	123	19.57%	4.50%	24.07%
0480	BOULDER VALLEY RE 2	2240	DOUGLASS ELEMENTARY SCHOOL	439	7	2	430	9	1.59%	0.46%	2.05%
0480	BOULDER VALLEY RE 2	2552	EISENHOWER ELEMENTARY SCHOOL	468	75	19	374	94	16.03%	4.06%	20.09%
0480	BOULDER VALLEY RE 2	2589	ELDORADO K-8 ELEMENTARY SCHOOL	1,013	26	7	979	33	2.57%	0.69%	3.26%
0480	BOULDER VALLEY RE 2	2702	EMERALD ELEMENTARY SCHOOL	395	202	40	142	242	51.14%	10.13%	61.27%

COLORADO DEPARTMENT OF EDUCATION
FALL 2007 PK-12 FREE AND REDUCED LUNCH BY SCHOOL

District Code	District Name	School Code	School Name	PK-12	FREE	REDUCED	Not Eligible	FREE AND REDUCED	% Free	% Reduced	% FRED
0480	BOULDER VALLEY RE 2	2892	FAIRVIEW HIGH SCHOOL	1,920	87	17	1,803	104	4.53%	0.89%	5.42%
0480	BOULDER VALLEY RE 2	2940	FIRESIDE ELEMENTARY SCHOOL	453	70	9	365	79	15.45%	1.99%	17.44%
0480	BOULDER VALLEY RE 2	2970	FLATIRONS ELEMENTARY SCHOOL	295	7	1	287	8	2.37%	0.34%	2.71%
0480	BOULDER VALLEY RE 2	3022	FOOTHILL ELEMENTARY SCHOOL	526	26	7	493	33	4.94%	1.33%	6.27%
0480	BOULDER VALLEY RE 2	3488	GOLD HILL ELEMENTARY SCHOOL	25	2	4	19	6	8%	16%	24%
0480	BOULDER VALLEY RE 2	3499	HALCYON SCHOOL (SPECIAL EDUCATION)	17	8	4	5	12	47.06%	23.53%	70.59%
0480	BOULDER VALLEY RE 2	3882	HEATHERWOOD ELEMENTARY SCHOOL	371	27	7	334	34	7.28%	1.89%	9.16%
0480	BOULDER VALLEY RE 2	3940	HIGH PEAKS ELEMENTARY SCHOOL	307	14	4	281	18	4.56%	1.30%	5.86%
0480	BOULDER VALLEY RE 2	4386	JAMESTOWN ELEMENTARY SCHOOL	22	0	0	22	0	0%	0%	0%
0480	BOULDER VALLEY RE 2	4496	JUSTICE HIGH CHARTER SCHOOL	81	12	3	63	15	14.81%	3.70%	18.52%
0480	BOULDER VALLEY RE 2	4792	KOHL ELEMENTARY SCHOOL	476	49	24	396	73	10.29%	5.04%	15.34%
0480	BOULDER VALLEY RE 2	4874	LAFAYETTE ELEMENTARY SCHOOL	481	97	16	362	113	20.17%	3.33%	23.49%
0480	BOULDER VALLEY RE 2	4878	ANGEVINE MIDDLE SCHOOL	551	213	49	288	262	38.66%	8.89%	47.55%
0480	BOULDER VALLEY RE 2	5302	LOUISVILLE ELEMENTARY SCHOOL	428	37	13	377	50	8.64%	3.04%	11.68%
0480	BOULDER VALLEY RE 2	5306	LOUISVILLE MIDDLE SCHOOL	567	35	15	517	50	6.17%	2.65%	8.82%
0480	BOULDER VALLEY RE 2	5606	CREEKSIDE ELEMENTARY SCHOOL AT MARTIN PARK	374	120	19	223	139	32.09%	5.08%	37.17%
0480	BOULDER VALLEY RE 2	5838	MESA ELEMENTARY SCHOOL	355	9	4	342	13	2.54%	1.13%	3.66%
0480	BOULDER VALLEY RE 2	5999	MONARCH HIGH SCHOOL	1,528	27	14	1,485	41	1.77%	0.92%	2.68%
0480	BOULDER VALLEY RE 2	6000	MONARCH K-8 SCHOOL	757	37	6	714	43	4.89%	0.79%	5.68%
0480	BOULDER VALLEY RE 2	6195	NEW VISTA HIGH SCHOOL	327	31	1	292	32	9.48%	0.31%	9.79%
0480	BOULDER VALLEY RE 2	6208	NEDERLAND ELEMENTARY SCHOOL	297	34	11	240	45	11.45%	3.70%	15.15%
0480	BOULDER VALLEY RE 2	6212	NEDERLAND MIDDLE SENIOR HIGH SCHOOL	379	47	19	311	66	12.40%	5.01%	17.41%
0480	BOULDER VALLEY RE 2	6224	NEVIN PLATT MIDDLE SCHOOL	556	29	8	519	37	5.22%	1.44%	6.65%
0480	BOULDER VALLEY RE 2	6642	HORIZONS K-8 SCHOOL	304	6	1	297	7	1.97%	0.33%	2.30%
0480	BOULDER VALLEY RE 2	6816	PEAK TO PEAK CHARTER SCHOOL	1,341	36	23	1,282	59	2.68%	1.72%	4.40%
0480	BOULDER VALLEY RE 2	6962	PIONEER BILINGUAL ELEMENTARY SCHOOL	435	171	30	213	201	39.31%	6.90%	46.21%
0480	BOULDER VALLEY RE 2	7528	RYAN ELEMENTARY SCHOOL	430	88	19	323	107	20.47%	4.42%	24.88%
0480	BOULDER VALLEY RE 2	7592	SANCHEZ ELEMENTARY SCHOOL	305	187	39	53	226	61.31%	12.79%	74.10%
0480	BOULDER VALLEY RE 2	8135	SOUTHERN HILLS MIDDLE SCHOOL	487	12	1	474	13	2.46%	0.21%	2.67%
0480	BOULDER VALLEY RE 2	8387	SUMMIT MIDDLE CHARTER SCHOOL	312	11	0	301	11	3.53%	0%	3.53%
0480	BOULDER VALLEY RE 2	8418	SUPERIOR ELEMENTARY SCHOOL	633	4	3	626	7	0.63%	0.47%	1.11%
0480	BOULDER VALLEY RE 2	8978	UNIVERSITY HILL ELEMENTARY SCHOOL	321	170	11	125	181	52.96%	3.43%	56.39%
0480	BOULDER VALLEY RE 2	9544	WHITTIER ELEMENTARY SCHOOL	320	114	7	199	121	35.63%	2.19%	37.81%
0480	BOULDER VALLEY RE 2		DISTRICT TOTAL	28,696	3,938	834	23,517	4,772	13.72%	2.91%	16.63%
0490	BUENA VISTA R-31	1130	BUENA VISTA HIGH SCHOOL	348	48	14	286	62	13.79%	4.02%	17.82%
0490	BUENA VISTA R-31	1132	HARRY L MC GINNIS MIDDLE SCHOOL	205	40	22	143	62	19.51%	10.73%	30.24%
0490	BUENA VISTA R-31	1508	CHAFFEE COUNTY HIGH SCHOOL	55	6	3	46	9	10.91%	5.45%	16.36%
0490	BUENA VISTA R-31	4306	AVERY/PARSONS ELEMENTARY SCHOOL	404	105	52	210	157	25.99%	12.87%	38.86%
0490	BUENA VISTA R-31		DISTRICT TOTAL	1,012	199	91	685	290	19.66%	8.99%	28.66%
0500	SALIDA R-32	4680	SALIDA MIDDLE SCHOOL	290	86	39	165	125	29.66%	13.45%	43.10%
0500	SALIDA R-32	5268	LONGFELLOW ELEMENTARY SCHOOL	414	105	53	256	158	25.36%	12.80%	38.16%
0500	SALIDA R-32	7568	SALIDA HIGH SCHOOL	347	67	27	253	94	19.31%	7.78%	27.09%
0500	SALIDA R-32		DISTRICT TOTAL	1,051	258	119	674	377	24.55%	11.32%	35.87%
0510	KIT CARSON R-1	4738	KIT CARSON ELEMENTARY SCHOOL	50	18	6	26	24	36%	12%	48%
0510	KIT CARSON R-1	4742	KIT CARSON JUNIOR-SENIOR HIGH SCHOOL	51	17	4	30	21	33.33%	7.84%	41.18%
0510	KIT CARSON R-1		DISTRICT TOTAL	101	35	10	56	45	34.65%	9.90%	44.55%
0520	CHEYENNE COUNTY RE-5	1608	CHEYENNE WELLS ELEMENTARY SCHOOL	101	26	7	57	33	25.74%	6.93%	32.67%
0520	CHEYENNE COUNTY RE-5	1610	CHEYENNE WELLS MIDDLE SCHOOL	44	15	3	26	18	34.09%	6.82%	40.91%
0520	CHEYENNE COUNTY RE-5	1612	CHEYENNE WELLS HIGH SCHOOL	74	8	8	58	16	10.81%	10.81%	21.62%
0520	CHEYENNE COUNTY RE-5		DISTRICT TOTAL	219	49	18	141	67	22.37%	8.22%	30.59%
0540	CLEAR CREEK RE-1	1660	CLEAR CREEK MIDDLE SCHOOL	136	17	5	114	22	12.50%	3.68%	16.18%

COLORADO DEPARTMENT OF EDUCATION
FALL 2007 PK-12 FREE AND REDUCED LUNCH BY SCHOOL


District Code	District Name	School Code	School Name	PK-12	FREE	REDUCED	Not Eligible	FREE AND REDUCED	% Free	% Reduced	% FRED
0540	CLEAR CREEK RE-1	3385	GEORGETOWN COMMUNITY SCHOOL	119	2	9	95	11	1.68%	7.56%	9.24%
0540	CLEAR CREEK RE-1	4212	CARLSON ELEMENTARY SCHOOL	273	59	16	180	75	21.61%	5.86%	27.47%
0540	CLEAR CREEK RE-1	4216	CLEAR CREEK HIGH SCHOOL	303	25	20	258	45	8.25%	6.60%	14.85%
0540	CLEAR CREEK RE-1	4700	KING-MURPHY ELEMENTARY SCHOOL	213	4	7	180	11	1.88%	3.29%	5.16%
0540	CLEAR CREEK RE-1		DISTRICT TOTAL	1,044	107	57	827	164	10.25%	5.46%	15.71%
0550	NORTH CONEJOS RE-1J	1276	CENTAURI MIDDLE SCHOOL	221	124	34	63	158	56.11%	15.38%	71.49%
0550	NORTH CONEJOS RE-1J	1378	CENTAURI HIGH SCHOOL	318	178	44	96	222	55.97%	13.84%	69.81%
0550	NORTH CONEJOS RE-1J	4836	LA JARA ELEMENTARY SCHOOL	245	131	40	74	171	53.47%	16.33%	69.80%
0550	NORTH CONEJOS RE-1J	4837	LA JARA SECOND CHANCE SCHOOL	96	48	4	44	52	50%	4.17%	54.17%
0550	NORTH CONEJOS RE-1J	5422	MANASSA ELEMENTARY SCHOOL	250	157	28	65	185	62.80%	11.20%	74%
0550	NORTH CONEJOS RE-1J		DISTRICT TOTAL	1,130	638	150	342	788	56.46%	13.27%	69.73%
0560	SANFORD 6J	7612	SANFORD ELEMENTARY SCHOOL	212	103	44	65	147	48.58%	20.75%	69.34%
0560	SANFORD 6J	7616	SANFORD JUNIOR/SENIOR HIGH SCHOOL	142	59	25	58	84	41.55%	17.61%	59.15%
0560	SANFORD 6J		DISTRICT TOTAL	354	162	69	123	231	45.76%	19.49%	65.25%
0580	SOUTH CONEJOS RE-10	0248	GUADALUPE ELEMENTARY SCHOOL	124	80	21	23	101	64.52%	16.94%	81.45%
0580	SOUTH CONEJOS RE-10	0250	ANTONITO JUNIOR HIGH SCHOOL	43	33	3	7	36	76.74%	6.98%	83.72%
0580	SOUTH CONEJOS RE-10	0252	ANTONITO HIGH SCHOOL	112	57	15	40	72	50.89%	13.39%	64.29%
0580	SOUTH CONEJOS RE-10		DISTRICT TOTAL	279	170	39	70	209	60.93%	13.98%	74.91%
0640	CENTENNIAL R-1	1396	CENTENNIAL JUNIOR HIGH SCHOOL	37	20	11	6	31	54.05%	29.73%	83.78%
0640	CENTENNIAL R-1	1398	CENTENNIAL HIGH SCHOOL	48	30	11	7	41	62.50%	22.92%	85.42%
0640	CENTENNIAL R-1	7588	CENTENNIAL ELEMENTARY SCHOOL	132	73	49	10	122	55.30%	37.12%	92.42%
0640	CENTENNIAL R-1		DISTRICT TOTAL	217	123	71	23	194	56.68%	32.72%	89.40%
0740	SIERRA GRANDE R-30	7876	SIERRA GRANDE ELEMENTARY SCHOOL	127	79	22	26	101	62.20%	17.32%	79.53%
0740	SIERRA GRANDE R-30	7878	SIERRA GRANDE JUNIOR HIGH SCHOOL	48	21	7	20	28	43.75%	14.58%	58.33%
0740	SIERRA GRANDE R-30	7880	SIERRA GRANDE SENIOR HIGH SCHOOL	75	42	17	16	59	56%	22.67%	78.67%
0740	SIERRA GRANDE R-30		DISTRICT TOTAL	250	142	46	62	188	56.80%	18.40%	75.20%
0770	CROWLEY COUNTY RE-1-J	2050	CROWLEY COUNTY ELEMENTARY SCHOOL	225	124	29	72	153	55.11%	12.89%	68%
0770	CROWLEY COUNTY RE-1-J	2054	CROWLEY COUNTY WARD MIDDLE SCHOOL	120	78	11	31	89	65%	9.17%	74.17%
0770	CROWLEY COUNTY RE-1-J	2058	CROWLEY COUNTY HIGH SCHOOL	158	77	23	58	100	48.73%	14.56%	63.29%
0770	CROWLEY COUNTY RE-1-J		DISTRICT TOTAL	503	279	63	161	342	55.47%	12.52%	67.99%
0860	CUSTER COUNTY SCHOOL DISTRICT C-1	2088	CUSTER COUNTY ELEMENTARY SCHOOL	215	41	20	146	61	19.07%	9.30%	28.37%
0860	CUSTER COUNTY SCHOOL DISTRICT C-1	2091	CUSTER MIDDLE SCHOOL	121	29	12	79	41	23.97%	9.92%	33.88%
0860	CUSTER COUNTY SCHOOL DISTRICT C-1	2092	CUSTER COUNTY HIGH SCHOOL	183	25	12	143	37	13.66%	6.56%	20.22%
0860	CUSTER COUNTY SCHOOL DISTRICT C-1		DISTRICT TOTAL	519	95	44	368	139	18.30%	8.48%	26.78%
0870	DELTA COUNTY 50(J)	0000	NOT IN A SCHOOL	1	0	0	0	0	0%	0%	0%
0870	DELTA COUNTY 50(J)	0489	BACKPACK EARLY LEARNING ACADEMY	159	51	26	62	77	32.08%	16.35%	48.43%
0870	DELTA COUNTY 50(J)	1372	CEDAREGE HIGH SCHOOL	275	71	30	174	101	25.82%	10.91%	36.73%
0870	DELTA COUNTY 50(J)	1375	CEDAREGE MIDDLE SCHOOL	225	78	29	118	107	34.67%	12.89%	47.56%
0870	DELTA COUNTY 50(J)	1952	CRAWFORD ELEMENTARY SCHOOL	144	48	24	72	72	33.33%	16.67%	50%
0870	DELTA COUNTY 50(J)	2152	DELTA ACADEMY OF APPLIED LEARNING	25	5	1	19	6	20%	4%	24%
0870	DELTA COUNTY 50(J)	2155	DELTA COUNTY OPPORTUNITY SCHOOL	49	25	2	22	27	51.02%	4.08%	55.10%
0870	DELTA COUNTY 50(J)	2160	DELTA MIDDLE SCHOOL	531	232	76	222	308	43.69%	14.31%	58%
0870	DELTA COUNTY 50(J)	2164	DELTA HIGH SCHOOL	665	199	78	386	277	29.92%	11.73%	41.65%
0870	DELTA COUNTY 50(J)	2166	DELTA VISION SCHOOL	335	27	4	304	31	8.06%	1.19%	9.25%
0870	DELTA COUNTY 50(J)	3330	GARNET MESA ELEMENTARY SCHOOL	533	230	88	215	318	43.15%	16.51%	59.66%
0870	DELTA COUNTY 50(J)	4124	HOTCHKISS ELEMENTARY SCHOOL	397	118	49	230	167	29.72%	12.34%	42.07%
0870	DELTA COUNTY 50(J)	4128	HOTCHKISS HIGH SCHOOL	258	62	23	173	85	24.03%	8.91%	32.95%
0870	DELTA COUNTY 50(J)	4182	CEDAREGE ELEMENTARY SCHOOL	408	116	56	236	172	28.43%	13.73%	42.16%
0870	DELTA COUNTY 50(J)	4965	LAMBORN VISION SCHOOL	45	2	1	41	3	4.44%	2.22%	6.67%
0870	DELTA COUNTY 50(J)	5154	LINCOLN ELEMENTARY SCHOOL	541	230	91	220	321	42.51%	16.82%	59.33%
0870	DELTA COUNTY 50(J)	6298	NORTH FORK MONTESSORI SCHOOL	76	5	0	55	5	6.58%	0%	6.58%

COLORADO DEPARTMENT OF EDUCATION
FALL 2007 PK-12 FREE AND REDUCED LUNCH BY SCHOOL

District Code	District Name	School Code	School Name	PK-12	FREE	REDUCED	Not Eligible	FREE AND REDUCED	% Free	% Reduced	% FRED
0870	DELTA COUNTY 50(J)	6700	PAONIA ELEMENTARY SCHOOL	272	66	26	180	92	24.26%	9.56%	33.82%
0870	DELTA COUNTY 50(J)	6708	PAONIA HIGH SCHOOL	267	49	24	194	73	18.35%	8.99%	27.34%
0870	DELTA COUNTY 50(J)	8419	SURFACE CREEK VISION SCHOOL	165	5	2	158	7	3.03%	1.21%	4.24%
0870	DELTA COUNTY 50(J)	9146	NORTH FORK VISION SCHOOL	68	8	1	59	9	11.76%	1.47%	13.24%
0870	DELTA COUNTY 50(J)		DISTRICT TOTAL	5,439	1,627	631	3,140	2,258	29.91%	11.60%	41.51%
0880	DENVER COUNTY 1	0010	ABRAHAM LINCOLN HIGH SCHOOL	1,605	1,221	122	262	1,343	76.07%	7.60%	83.68%
0880	DENVER COUNTY 1	0040	RIDGE VIEW ACADEMY CHARTER SCHOOL	441	412	0	0	412	93.42%	0%	93.42%
0880	DENVER COUNTY 1	0067	ACADEMY OF URBAN LEARNING	69	39	6	24	45	56.52%	8.70%	65.22%
0880	DENVER COUNTY 1	0133	EMERSON STREET SCHOOL	42	37	4	1	41	88.10%	9.52%	97.62%
0880	DENVER COUNTY 1	0220	AMESSE ELEMENTARY SCHOOL	507	432	45	29	477	85.21%	8.88%	94.08%
0880	DENVER COUNTY 1	0388	ASBURY ELEMENTARY SCHOOL	316	157	25	124	182	49.68%	7.91%	57.59%
0880	DENVER COUNTY 1	0408	VALDEZ ELEMENTARY SCHOOL	385	259	16	82	275	67.27%	4.16%	71.43%
0880	DENVER COUNTY 1	0418	ASHLEY ELEMENTARY SCHOOL	353	262	24	30	286	74.22%	6.80%	81.02%
0880	DENVER COUNTY 1	0520	BARNUM ELEMENTARY SCHOOL	489	370	34	50	404	75.66%	6.95%	82.62%
0880	DENVER COUNTY 1	0540	BARRETT ELEMENTARY SCHOOL	250	176	21	46	197	70.40%	8.40%	78.80%
0880	DENVER COUNTY 1	0650	BEACH COURT ELEMENTARY SCHOOL	307	251	37	19	288	81.76%	12.05%	93.81%
0880	DENVER COUNTY 1	0964	BRADLEY ELEMENTARY SCHOOL	377	143	27	182	170	37.93%	7.16%	45.09%
0880	DENVER COUNTY 1	1056	BROMWELL ELEMENTARY SCHOOL	323	21	10	292	31	6.50%	3.10%	9.60%
0880	DENVER COUNTY 1	1076	BROWN ELEMENTARY SCHOOL	358	229	22	71	251	63.97%	6.15%	70.11%
0880	DENVER COUNTY 1	1106	BRYANT WEBSTER K-8 SCHOOL	490	386	54	23	440	78.78%	11.02%	89.80%
0880	DENVER COUNTY 1	1319	FRED N THOMAS CAREER EDUCATION CENTER	371	244	40	87	284	65.77%	10.78%	76.55%
0880	DENVER COUNTY 1	1324	CARSON ELEMENTARY SCHOOL	338	68	12	236	80	20.12%	3.55%	23.67%
0880	DENVER COUNTY 1	1400	CENTENNIAL K-8 SCHOOL	559	375	80	100	455	67.08%	14.31%	81.40%
0880	DENVER COUNTY 1	1528	CHELTENHAM ELEMENTARY SCHOOL	459	273	23	127	296	59.48%	5.01%	64.49%
0880	DENVER COUNTY 1	1606	CHALLENGES, CHOICES & IMAGES CHARTER SCHOOL	637	228	34	373	262	35.79%	5.34%	41.13%
0880	DENVER COUNTY 1	1748	COLORADO HIGH SCHOOL	178	120	21	37	141	67.42%	11.80%	79.21%
0880	DENVER COUNTY 1	1774	COLFAX ELEMENTARY SCHOOL	345	172	17	120	189	49.86%	4.93%	54.78%
0880	DENVER COUNTY 1	1788	COLLEGE VIEW ELEMENTARY SCHOOL	432	291	35	71	326	67.36%	8.10%	75.46%
0880	DENVER COUNTY 1	1816	COLUMBIAN ELEMENTARY SCHOOL	283	205	19	24	224	72.44%	6.71%	79.15%
0880	DENVER COUNTY 1	1846	COLUMBINE ELEMENTARY SCHOOL	297	242	15	23	257	81.48%	5.05%	86.53%
0880	DENVER COUNTY 1	1866	ACE COMMUNITY CHALLENGE CHARTER SCHOOL	191	167	17	7	184	87.43%	8.90%	96.34%
0880	DENVER COUNTY 1	1887	CONNECTIONS ACADEMY	370	86	73	207	159	23.24%	19.73%	42.97%
0880	DENVER COUNTY 1	1908	CORY ELEMENTARY SCHOOL	392	26	17	325	43	6.63%	4.34%	10.97%
0880	DENVER COUNTY 1	1928	COWELL ELEMENTARY SCHOOL	570	439	32	34	471	77.02%	5.61%	82.63%
0880	DENVER COUNTY 1	2027	POLARIS AT EBERT ELEMENTARY SCHOOL	339	21	14	304	35	6.19%	4.13%	10.32%
0880	DENVER COUNTY 1	2174	DENISON MONTESSORI SCHOOL	429	122	33	222	155	28.44%	7.69%	36.13%
0880	DENVER COUNTY 1	2182	DENVER ARTS & TECHNOLOGY ACADEMY	444	282	41	121	323	63.51%	9.23%	72.75%
0880	DENVER COUNTY 1	2183	DENVER CENTER FOR INTERNATIONAL STUDIES	416	167	40	208	207	40.14%	9.62%	49.76%
0880	DENVER COUNTY 1	2184	DENVER SCHOOL OF THE ARTS	871	65	31	775	96	7.46%	3.56%	11.02%
0880	DENVER COUNTY 1	2185	DENVER SCHOOL OF SCIENCE AND TECHNOLOGY	431	113	34	284	147	26.22%	7.89%	34.11%
0880	DENVER COUNTY 1	2258	DOULL ELEMENTARY SCHOOL	459	344	48	49	392	74.95%	10.46%	85.40%
0880	DENVER COUNTY 1	2364	EAGLETON ELEMENTARY SCHOOL	416	312	40	30	352	75%	9.62%	84.62%
0880	DENVER COUNTY 1	2398	EAST HIGH SCHOOL	2,058	482	66	1,508	548	23.42%	3.21%	26.63%
0880	DENVER COUNTY 1	2506	EDISON ELEMENTARY SCHOOL	518	149	44	292	193	28.76%	8.49%	37.26%
0880	DENVER COUNTY 1	2652	ELLIS ELEMENTARY SCHOOL	543	407	44	87	451	74.95%	8.10%	83.06%
0880	DENVER COUNTY 1	2726	EMILY GRIFFITH OPPORTUNITY SCHOOL	543	97	16	394	113	17.86%	2.95%	20.81%
0880	DENVER COUNTY 1	2789	ESCUELA TLATELOLCO SCHOOL	79	44	12	23	56	55.70%	15.19%	70.89%
0880	DENVER COUNTY 1	2856	FAIRMONT K-8 SCHOOL	462	270	21	130	291	58.44%	4.55%	62.99%
0880	DENVER COUNTY 1	2880	FAIRVIEW ELEMENTARY SCHOOL	245	197	8	40	205	80.41%	3.27%	83.67%
0880	DENVER COUNTY 1	2916	FALLIS ELEMENTARY SCHOOL	352	266	26	58	292	75.57%	7.39%	82.95%
0880	DENVER COUNTY 1	3000	FLORENCE CRITTENTON HIGH SCHOOL	174	149	12	13	161	85.63%	6.90%	92.53%


COLORADO DEPARTMENT OF EDUCATION
FALL 2007 PK-12 FREE AND REDUCED LUNCH BY SCHOOL

District Code	District Name	School Code	School Name	PK-12	FREE	REDUCED	Not Eligible	FREE AND REDUCED	% Free	% Reduced	% FRED
0880	DENVER COUNTY 1	3032	FORCE ELEMENTARY SCHOOL	548	412	75	59	487	75.18%	13.69%	88.87%
0880	DENVER COUNTY 1	3038	FORD ELEMENTARY SCHOOL	637	467	58	80	525	73.31%	9.11%	82.42%
0880	DENVER COUNTY 1	3296	GARDEN PLACE ELEMENTARY SCHOOL	339	260	28	15	288	76.70%	8.26%	84.96%
0880	DENVER COUNTY 1	3340	ARCHULETA ELEMENTARY SCHOOL	589	380	91	112	471	64.52%	15.45%	79.97%
0880	DENVER COUNTY 1	3378	GEORGE WASHINGTON HIGH SCHOOL	1,617	580	95	942	675	35.87%	5.88%	41.74%
0880	DENVER COUNTY 1	3426	GILPIN K-8 SCHOOL	401	327	19	55	346	81.55%	4.74%	86.28%
0880	DENVER COUNTY 1	3478	GODSMAN ELEMENTARY SCHOOL	502	372	54	72	426	74.10%	10.76%	84.86%
0880	DENVER COUNTY 1	3512	GOLDRICK ELEMENTARY SCHOOL	605	479	33	57	512	79.17%	5.45%	84.63%
0880	DENVER COUNTY 1	3600	GRANT MIDDLE SCHOOL	341	240	35	66	275	70.38%	10.26%	80.65%
0880	DENVER COUNTY 1	3605	GRANT RANCH K-8 SCHOOL	684	168	72	409	240	24.56%	10.53%	35.09%
0880	DENVER COUNTY 1	3638	GREENLEE K-8 SCHOOL	550	472	35	41	507	85.82%	6.36%	92.18%
0880	DENVER COUNTY 1	3641	GREEN VALLEY ELEMENTARY SCHOOL	709	365	105	213	470	51.48%	14.81%	66.29%
0880	DENVER COUNTY 1	3647	GREENWOOD ELEMENTARY SCHOOL	715	522	100	78	622	73.01%	13.99%	86.99%
0880	DENVER COUNTY 1	3704	GUST ELEMENTARY SCHOOL	458	317	37	99	354	69.21%	8.08%	77.29%
0880	DENVER COUNTY 1	3734	HALLETT ELEMENTARY SCHOOL	186	151	15	20	166	81.18%	8.06%	89.25%
0880	DENVER COUNTY 1	3746	HAMILTON MIDDLE SCHOOL	987	320	92	575	412	32.42%	9.32%	41.74%
0880	DENVER COUNTY 1	3778	HARRINGTON ELEMENTARY SCHOOL	499	437	50	10	487	87.58%	10.02%	97.60%
0880	DENVER COUNTY 1	3987	HIGHLINE ACADEMY CHARTER SCHOOL	458	75	41	342	116	16.38%	8.95%	25.33%
0880	DENVER COUNTY 1	3990	HILL CAMPUS OF ARTS AND SCIENCES	651	395	52	204	447	60.68%	7.99%	68.66%
0880	DENVER COUNTY 1	4074	HOLM ELEMENTARY SCHOOL	515	306	57	131	363	59.42%	11.07%	70.49%
0880	DENVER COUNTY 1	4094	HORACE MANN MIDDLE SCHOOL	210	195	6	9	201	92.86%	2.86%	95.71%
0880	DENVER COUNTY 1	4140	HOWELL K-8 SCHOOL	662	494	71	62	565	74.62%	10.73%	85.35%
0880	DENVER COUNTY 1	4444	JOHN KENNEDY HIGH SCHOOL	1,373	522	104	747	626	38.02%	7.57%	45.59%
0880	DENVER COUNTY 1	4450	JOHNSON ELEMENTARY SCHOOL	412	333	50	27	383	80.83%	12.14%	92.96%
0880	DENVER COUNTY 1	4498	KAISER ELEMENTARY SCHOOL	389	198	40	138	238	50.90%	10.28%	61.18%
0880	DENVER COUNTY 1	4656	KEPNER MIDDLE SCHOOL	934	753	59	122	812	80.62%	6.32%	86.94%
0880	DENVER COUNTY 1	4732	KIPP SUNSHINE PEAK ACADEMY	344	273	40	31	313	79.36%	11.63%	90.99%
0880	DENVER COUNTY 1	4762	KNAPP ELEMENTARY SCHOOL	629	439	48	109	487	69.79%	7.63%	77.42%
0880	DENVER COUNTY 1	4782	KNIGHT FUNDAMENTAL SCHOOL	218	128	36	54	164	58.72%	16.51%	75.23%
0880	DENVER COUNTY 1	4822	KUNSMILLER MIDDLE SCHOOL	608	505	64	39	569	83.06%	10.53%	93.59%
0880	DENVER COUNTY 1	4910	LAKE MIDDLE SCHOOL	603	465	39	99	504	77.11%	6.47%	83.58%
0880	DENVER COUNTY 1	5129	LIFE SKILLS CENTER OF DENVER	214	120	6	87	126	56.07%	2.80%	58.88%
0880	DENVER COUNTY 1	5158	LINCOLN ELEMENTARY SCHOOL	263	80	23	109	103	30.42%	8.75%	39.16%
0880	DENVER COUNTY 1	5342	LOWRY ELEMENTARY SCHOOL	458	155	24	241	179	33.84%	5.24%	39.08%
0880	DENVER COUNTY 1	5448	MANUAL HIGH SCHOOL	163	119	16	28	135	73.01%	9.82%	82.82%
0880	DENVER COUNTY 1	5578	MARRAMA ELEMENTARY SCHOOL	506	271	74	149	345	53.56%	14.62%	68.18%
0880	DENVER COUNTY 1	5605	MARTIN LUTHER KING MIDDLE COLLEGE	1,150	809	116	225	925	70.35%	10.09%	80.43%
0880	DENVER COUNTY 1	5644	MAXWELL ELEMENTARY SCHOOL	562	407	56	95	463	72.42%	9.96%	82.38%
0880	DENVER COUNTY 1	5685	MC GLONE ELEMENTARY SCHOOL	565	358	27	108	385	63.36%	4.78%	68.14%
0880	DENVER COUNTY 1	5702	MC KINLEY-THATCHER ELEMENTARY SCHOOL	227	94	22	106	116	41.41%	9.69%	51.10%
0880	DENVER COUNTY 1	5716	MC MEEN ELEMENTARY SCHOOL	549	374	46	115	420	68.12%	8.38%	76.50%
0880	DENVER COUNTY 1	5826	MERRILL MIDDLE SCHOOL	548	395	35	118	430	72.08%	6.39%	78.47%
0880	DENVER COUNTY 1	5844	CONTEMPORARY LEARNING ACADEMY HIGH SCHOOL	251	147	16	86	163	58.57%	6.37%	64.94%
0880	DENVER COUNTY 1	5940	MITCHELL ELEMENTARY SCHOOL	365	312	30	23	342	85.48%	8.22%	93.70%
0880	DENVER COUNTY 1	5995	MONTBELLO HIGH SCHOOL	1,580	1,026	143	409	1,169	64.94%	9.05%	73.99%
0880	DENVER COUNTY 1	5998	OAKLAND ELEMENTARY SCHOOL	470	321	36	59	357	68.30%	7.66%	75.96%
0880	DENVER COUNTY 1	6002	MONTCLAIR ELEMENTARY SCHOOL	363	225	30	92	255	61.98%	8.26%	70.25%
0880	DENVER COUNTY 1	6088	MOORE K-8 SCHOOL	360	233	36	88	269	64.72%	10%	74.72%
0880	DENVER COUNTY 1	6098	MOREY MIDDLE SCHOOL	712	233	65	414	298	32.72%	9.13%	41.85%
0880	DENVER COUNTY 1	6188	MUNROE ELEMENTARY SCHOOL	574	450	50	73	500	78.40%	8.71%	87.11%
0880	DENVER COUNTY 1	6254	NEWLON ELEMENTARY SCHOOL	518	439	42	36	481	84.75%	8.11%	92.86%



COLORADO DEPARTMENT OF EDUCATION
FALL 2007 PK-12 FREE AND REDUCED LUNCH BY SCHOOL

District Code	District Name	School Code	School Name	PK-12	FREE	REDUCED	Not Eligible	FREE AND REDUCED	% Free	% Reduced	% FRED
0880	DENVER COUNTY 1	6314	NORTH HIGH SCHOOL	1,080	829	104	147	933	76.76%	9.63%	86.39%
0880	DENVER COUNTY 1	6350	BRUCE RANDOLPH SCHOOL	680	611	37	32	648	89.85%	5.44%	95.29%
0880	DENVER COUNTY 1	6394	NORTHEAST ACADEMY CHARTER SCHOOL	367	224	46	95	270	61.04%	12.53%	73.57%
0880	DENVER COUNTY 1	6397	ACADEMIA ANA MARIE SANDOVAL	415	111	41	187	152	26.75%	9.88%	36.63%
0880	DENVER COUNTY 1	6479	ODYSSEY CHARTER ELEMENTARY SCHOOL	224	50	23	151	73	22.32%	10.27%	32.59%
0880	DENVER COUNTY 1	6508	OMAR D BLAIR CHARTER SCHOOL	782	239	84	457	323	30.56%	10.74%	41.30%
0880	DENVER COUNTY 1	6509	ONLINE HIGH SCHOOL	126	28	5	93	33	22.22%	3.97%	26.19%
0880	DENVER COUNTY 1	6676	PALMER ELEMENTARY SCHOOL	276	121	16	124	137	43.84%	5.80%	49.64%
0880	DENVER COUNTY 1	6754	PARK HILL K-8 SCHOOL	631	212	28	358	240	33.60%	4.44%	38.03%
0880	DENVER COUNTY 1	6784	NOEL MIDDLE SCHOOL	749	598	74	75	672	79.84%	9.88%	89.72%
0880	DENVER COUNTY 1	6912	PHILIPS ELEMENTARY SCHOOL	210	136	19	20	155	64.76%	9.05%	73.81%
0880	DENVER COUNTY 1	6957	PIONEER CHARTER SCHOOL	285	255	21	9	276	89.47%	7.37%	96.84%
0880	DENVER COUNTY 1	6970	PITT-WALLER K-8 SCHOOL	793	358	116	301	474	45.15%	14.63%	59.77%
0880	DENVER COUNTY 1	6988	PLACE MIDDLE SCHOOL	307	231	26	50	257	75.24%	8.47%	83.71%
0880	DENVER COUNTY 1	7163	PREP ASSESSMENT CENTER	44	37	3	4	40	84.09%	6.82%	90.91%
0880	DENVER COUNTY 1	7199	P.S.1 CHARTER SCHOOL	280	154	23	101	177	55%	8.21%	63.21%
0880	DENVER COUNTY 1	7314	REMINGTON ELEMENTARY SCHOOL	327	295	20	12	315	90.21%	6.12%	96.33%
0880	DENVER COUNTY 1	7370	RISHEL MIDDLE SCHOOL	532	440	42	50	482	82.71%	7.89%	90.60%
0880	DENVER COUNTY 1	7554	SABIN ELEMENTARY SCHOOL	565	329	72	147	401	58.23%	12.74%	70.97%
0880	DENVER COUNTY 1	7578	SAMUELS ELEMENTARY SCHOOL	458	254	55	145	309	55.46%	12.01%	67.47%
0880	DENVER COUNTY 1	7694	SCHENCK ELEMENTARY SCHOOL	618	480	46	90	526	77.67%	7.44%	85.11%
0880	DENVER COUNTY 1	7698	SCHMITT ELEMENTARY SCHOOL	414	298	39	41	337	71.98%	9.42%	81.40%
0880	DENVER COUNTY 1	7942	SKINNER MIDDLE SCHOOL	357	275	36	46	311	77.03%	10.08%	87.11%
0880	DENVER COUNTY 1	7947	SKYLAND COMMUNITY HIGH SCHOOL	140	79	9	52	88	56.43%	6.43%	62.86%
0880	DENVER COUNTY 1	7972	SLAVENS K-8 SCHOOL	466	20	13	431	33	4.29%	2.79%	7.08%
0880	DENVER COUNTY 1	7982	SMEDLEY ELEMENTARY SCHOOL	360	294	27	39	321	81.67%	7.50%	89.17%
0880	DENVER COUNTY 1	7992	SMILEY MIDDLE SCHOOL	362	242	28	91	270	66.85%	7.73%	74.59%
0880	DENVER COUNTY 1	8006	SMITH ELEMENTARY SCHOOL	374	264	12	80	276	70.59%	3.21%	73.80%
0880	DENVER COUNTY 1	8054	HENRY MIDDLE SCHOOL	853	429	120	304	549	50.29%	14.07%	64.36%
0880	DENVER COUNTY 1	8085	WEST DENVER PREPARATORY CHARTER SCHOOL	198	146	31	21	177	73.74%	15.66%	89.39%
0880	DENVER COUNTY 1	8086	SOUTH HIGH SCHOOL	1,407	745	115	547	860	52.95%	8.17%	61.12%
0880	DENVER COUNTY 1	8132	SOUTHWEST EARLY COLLEGE CHARTER SCHOOL	400	206	53	141	259	51.50%	13.25%	64.75%
0880	DENVER COUNTY 1	8138	SOUTHMOOR ELEMENTARY SCHOOL	446	74	27	304	101	16.59%	6.05%	22.65%
0880	DENVER COUNTY 1	8222	STECK ELEMENTARY SCHOOL	357	19	8	290	27	5.32%	2.24%	7.56%
0880	DENVER COUNTY 1	8232	STEDMAN ELEMENTARY SCHOOL	267	205	11	50	216	76.78%	4.12%	80.90%
0880	DENVER COUNTY 1	8242	STEELE ELEMENTARY SCHOOL	417	45	14	322	59	10.79%	3.36%	14.15%
0880	DENVER COUNTY 1	8422	SWANSEA ELEMENTARY SCHOOL	547	407	35	105	442	74.41%	6.40%	80.80%
0880	DENVER COUNTY 1	8776	TELLER ELEMENTARY SCHOOL	288	115	31	118	146	39.93%	10.76%	50.69%
0880	DENVER COUNTY 1	8822	THOMAS JEFFERSON HIGH SCHOOL	1,175	324	81	765	405	27.57%	6.89%	34.47%
0880	DENVER COUNTY 1	8888	TRAYLOR ELEMENTARY SCHOOL	581	222	61	278	283	38.21%	10.50%	48.71%
0880	DENVER COUNTY 1	8970	UNIVERSITY PARK ELEMENTARY SCHOOL	417	91	21	238	112	21.82%	5.04%	26.86%
0880	DENVER COUNTY 1	9050	VALVERDE ELEMENTARY SCHOOL	449	361	37	14	398	80.40%	8.24%	88.64%
0880	DENVER COUNTY 1	9408	WEST HIGH SCHOOL	967	739	80	148	819	76.42%	8.27%	84.69%
0880	DENVER COUNTY 1	9425	WESTERLY CREEK ELEMENTARY	189	4	1	105	5	2.12%	0.53%	2.65%
0880	DENVER COUNTY 1	9496	CASTRO ELEMENTARY SCHOOL	689	551	77	60	628	79.97%	11.18%	91.15%
0880	DENVER COUNTY 1	9520	WHITEMAN ELEMENTARY SCHOOL	276	215	9	51	224	77.90%	3.26%	81.16%
0880	DENVER COUNTY 1	9548	WHITTIER K-8 SCHOOL	250	162	13	40	175	64.80%	5.20%	70%
0880	DENVER COUNTY 1	9623	WILLIAM (BILL) ROBERTS K-8 SCHOOL	528	80	14	329	94	15.15%	2.65%	17.80%
0880	DENVER COUNTY 1	9739	WYATT-EDISON CHARTER ELEMENTARY SCHOOL	636	535	44	57	579	84.12%	6.92%	91.04%
0880	DENVER COUNTY 1	9752	WYMAN ELEMENTARY SCHOOL	210	140	10	26	150	66.67%	4.76%	71.43%
0880	DENVER COUNTY 1		DISTRICT TOTAL	73,053	42,015	5,964	22,963	47,979	57.51%	8.16%	65.68%



COLORADO DEPARTMENT OF EDUCATION
FALL 2007 PK-12 FREE AND REDUCED LUNCH BY SCHOOL

District Code	District Name	School Code	School Name	PK-12	FREE	REDUCED	Not Eligible	FREE AND REDUCED	% Free	% Reduced	% FRED
0890	DOLORES COUNTY RE NO.2	0050	RICO ELEMENTARY SCHOOL	18	0	0	14	0	0%	0%	0%
0890	DOLORES COUNTY RE NO.2	2216	DOVE CREEK HIGH SCHOOL	121	16	9	96	25	13.22%	7.44%	20.66%
0890	DOLORES COUNTY RE NO.2	7764	SEVENTH STREET ELEMENTARY SCHOOL	154	44	29	69	73	28.57%	18.83%	47.40%
0890	DOLORES COUNTY RE NO.2		DISTRICT TOTAL	293	60	38	179	98	20.48%	12.97%	33.45%
0900	DOUGLAS COUNTY RE 1	0011	ACADEMY CHARTER SCHOOL	674	13	11	650	24	1.93%	1.63%	3.56%
0900	DOUGLAS COUNTY RE 1	0012	ACRES GREEN ELEMENTARY SCHOOL	685	86	23	576	109	12.55%	3.36%	15.91%
0900	DOUGLAS COUNTY RE 1	0201	DANIEL C OAKES HIGH SCHOOL--CASTLE ROCK	138	0	0	138	0	0%	0%	0%
0900	DOUGLAS COUNTY RE 1	0215	AMERICAN ACADEMY AT CASTLE PINES CHARTER	518	0	0	518	0	0%	0%	0%
0900	DOUGLAS COUNTY RE 1	0354	ARROWWOOD ELEMENTARY SCHOOL	576	26	7	543	33	4.51%	1.22%	5.73%
0900	DOUGLAS COUNTY RE 1	0651	BEAR CANYON ELEMENTARY SCHOOL	657	14	5	638	19	2.13%	0.76%	2.89%
0900	DOUGLAS COUNTY RE 1	1131	BUFFALO RIDGE ELEMENTARY SCHOOL	542	0	1	541	1	0%	0.18%	0.18%
0900	DOUGLAS COUNTY RE 1	1270	CANTRIL SCHOOL	1,158	0	0	308	0	0%	0%	0%
0900	DOUGLAS COUNTY RE 1	1362	CASTLE ROCK ELEMENTARY SCHOOL	807	38	17	752	55	4.71%	2.11%	6.82%
0900	DOUGLAS COUNTY RE 1	1367	CASTLE VIEW HIGH SCHOOL	1,059	45	14	1,000	59	4.25%	1.32%	5.57%
0900	DOUGLAS COUNTY RE 1	1503	CHAPARRAL HIGH SCHOOL	2,345	67	30	2,244	97	2.86%	1.28%	4.14%
0900	DOUGLAS COUNTY RE 1	1512	CHALLENGE TO EXCELLENCE CHARTER SCHOOL	440	0	0	440	0	0%	0%	0%
0900	DOUGLAS COUNTY RE 1	1578	CHERRY VALLEY ELEMENTARY SCHOOL	77	6	3	68	9	7.79%	3.90%	11.69%
0900	DOUGLAS COUNTY RE 1	1579	NORTH STAR ACADEMY	414	0	0	414	0	0%	0%	0%
0900	DOUGLAS COUNTY RE 1	1873	CORE KNOWLEDGE CHARTER SCHOOL	417	0	0	417	0	0%	0%	0%
0900	DOUGLAS COUNTY RE 1	1899	COPPER MESA ELEMENTARY SCHOOL	561	9	0	552	9	1.60%	0%	1.60%
0900	DOUGLAS COUNTY RE 1	1925	COUGAR RUN ELEMENTARY SCHOOL	567	20	17	528	37	3.53%	3%	6.53%
0900	DOUGLAS COUNTY RE 1	1934	COYOTE CREEK ELEMENTARY SCHOOL	529	8	6	515	14	1.51%	1.13%	2.65%
0900	DOUGLAS COUNTY RE 1	2012	CRESTHILL MIDDLE SCHOOL	895	41	17	837	58	4.58%	1.90%	6.48%
0900	DOUGLAS COUNTY RE 1	2226	CASTLE ROCK MIDDLE SCHOOL	1,476	85	40	1,350	125	5.76%	2.71%	8.47%
0900	DOUGLAS COUNTY RE 1	2230	DOUGLAS COUNTY HIGH SCHOOL	1,963	81	35	1,845	116	4.13%	1.78%	5.91%
0900	DOUGLAS COUNTY RE 1	2232	ROCK RIDGE ELEMENTARY SCHOOL	702	33	14	655	47	4.70%	1.99%	6.70%
0900	DOUGLAS COUNTY RE 1	2233	CHEROKEE TRAIL ELEMENTARY SCHOOL	674	30	9	635	39	4.45%	1.34%	5.79%
0900	DOUGLAS COUNTY RE 1	2234	EAGLE RIDGE ELEMENTARY SCHOOL	518	11	2	505	13	2.12%	0.39%	2.51%
0900	DOUGLAS COUNTY RE 1	2338	EAGLE ACADEMY	89	1	0	88	1	1.12%	0%	1.12%
0900	DOUGLAS COUNTY RE 1	2656	ELDORADO ELEMENTARY SCHOOL	670	7	5	658	12	1.04%	0.75%	1.79%
0900	DOUGLAS COUNTY RE 1	2952	MAMMOTH HEIGHTS ELEMENTARY	385	14	5	366	19	3.64%	1.30%	4.94%
0900	DOUGLAS COUNTY RE 1	2953	STONE MOUNTAIN ELEMENTARY	279	3	0	276	3	1.08%	0%	1.08%
0900	DOUGLAS COUNTY RE 1	2954	ROXBOROUGH INTERMEDIATE	454	16	13	425	29	3.52%	2.86%	6.39%
0900	DOUGLAS COUNTY RE 1	2965	FLAGSTONE ELEMENTARY SCHOOL	697	24	25	647	49	3.44%	3.59%	7.03%
0900	DOUGLAS COUNTY RE 1	3138	FOX CREEK ELEMENTARY SCHOOL	590	26	16	548	42	4.41%	2.71%	7.12%
0900	DOUGLAS COUNTY RE 1	3172	FRANKTOWN ELEMENTARY SCHOOL	304	7	9	288	16	2.30%	2.96%	5.26%
0900	DOUGLAS COUNTY RE 1	3241	FRONTIER VALLEY ELEMENTARY SCHOOL	761	13	9	739	22	1.71%	1.18%	2.89%
0900	DOUGLAS COUNTY RE 1	3928	HERITAGE ELEMENTARY SCHOOL	641	4	3	634	7	0.62%	0.47%	1.09%
0900	DOUGLAS COUNTY RE 1	3980	HIGHLANDS RANCH HIGH SCHOOL	1,680	66	24	1,590	90	3.93%	1.43%	5.36%
0900	DOUGLAS COUNTY RE 1	4292	IRON HORSE ELEMENTARY SCHOOL	655	25	14	616	39	3.82%	2.14%	5.95%
0900	DOUGLAS COUNTY RE 1	4980	LARKSPUR ELEMENTARY SCHOOL	358	15	1	342	16	4.19%	0.28%	4.47%
0900	DOUGLAS COUNTY RE 1	5045	LEGACY POINT ELEMENTARY SCHOOL	576	26	23	527	49	4.51%	3.99%	8.51%
0900	DOUGLAS COUNTY RE 1	5745	MEADOW VIEW ELEMENTARY SCHOOL	683	15	11	657	26	2.20%	1.61%	3.81%
0900	DOUGLAS COUNTY RE 1	5843	LONE TREE ELEMENTARY	411	2	2	407	4	0.49%	0.49%	0.97%
0900	DOUGLAS COUNTY RE 1	5997	D C S MONTESSORI CHARTER SCHOOL	460	5	0	335	5	1.09%	0%	1.09%
0900	DOUGLAS COUNTY RE 1	6152	MOUNTAIN VIEW ELEMENTARY SCHOOL	642	14	4	624	18	2.18%	0.62%	2.80%
0900	DOUGLAS COUNTY RE 1	6164	MOUNTAIN RIDGE MIDDLE SCHOOL	1,028	31	20	977	51	3.02%	1.95%	4.96%
0900	DOUGLAS COUNTY RE 1	6165	MOUNTAIN VISTA HIGH SCHOOL	1,968	37	16	1,914	53	1.88%	0.81%	2.69%
0900	DOUGLAS COUNTY RE 1	6396	NORTHEAST ELEMENTARY SCHOOL	559	8	4	547	12	1.43%	0.72%	2.15%
0900	DOUGLAS COUNTY RE 1	6406	NORTH RIDGE ELEMENTARY SCHOOL	684	39	14	630	53	5.70%	2.05%	7.75%
0900	DOUGLAS COUNTY RE 1	6772	SAGEWOOD MIDDLE SCHOOL	1,118	31	13	1,074	44	2.77%	1.16%	3.94%

COLORADO DEPARTMENT OF EDUCATION
FALL 2007 PK-12 FREE AND REDUCED LUNCH BY SCHOOL

District Code	District Name	School Code	School Name	PK-12	FREE	REDUCED	Not Eligible	FREE AND REDUCED	% Free	% Reduced	% FRED
0900	DOUGLAS COUNTY RE 1	6773	SIERRA MIDDLE SCHOOL	1,241	47	25	1,169	72	3.79%	2.01%	5.80%
0900	DOUGLAS COUNTY RE 1	6938	PINE GROVE ELEMENTARY SCHOOL	611	9	4	598	13	1.47%	0.65%	2.13%
0900	DOUGLAS COUNTY RE 1	6940	PINE LANE INTERMEDIATE SCHOOL	502	37	15	450	52	7.37%	2.99%	10.36%
0900	DOUGLAS COUNTY RE 1	6944	PINE LANE PRIMARY SCHOOL	685	63	16	606	79	9.20%	2.34%	11.53%
0900	DOUGLAS COUNTY RE 1	6961	PIONEER ELEMENTARY SCHOOL	708	45	9	654	54	6.36%	1.27%	7.63%
0900	DOUGLAS COUNTY RE 1	7047	PLATTE RIVER CHARTER ACADEMY	507	0	0	507	0	0%	0%	0%
0900	DOUGLAS COUNTY RE 1	7091	PLUM CREEK ACADEMY	31	3	2	26	5	9.68%	6.45%	16.13%
0900	DOUGLAS COUNTY RE 1	7096	ROXBOROUGH ELEMENTARY SCHOOL	387	8	4	375	12	2.07%	1.03%	3.10%
0900	DOUGLAS COUNTY RE 1	7118	PONDEROSA HIGH SCHOOL	2,024	44	16	1,963	60	2.17%	0.79%	2.96%
0900	DOUGLAS COUNTY RE 1	7134	PRAIRIE CROSSING ELEMENTARY SCHOOL	842	26	11	805	37	3.09%	1.31%	4.39%
0900	DOUGLAS COUNTY RE 1	7245	RANCH VIEW MIDDLE SCHOOL	975	22	11	942	33	2.26%	1.13%	3.38%
0900	DOUGLAS COUNTY RE 1	7297	REDSTONE ELEMENTARY SCHOOL	631	1	2	628	3	0.16%	0.32%	0.48%
0900	DOUGLAS COUNTY RE 1	7319	RENAISSANCE EXPEDITION LEARN OUTWARD BOUND SCHOOL	316	10	7	296	17	3.16%	2.22%	5.38%
0900	DOUGLAS COUNTY RE 1	7435	ROCK CANYON HIGH SCHOOL	1,283	4	10	1,269	14	0.31%	0.78%	1.09%
0900	DOUGLAS COUNTY RE 1	7448	ROCKY HEIGHTS MIDDLE SCHOOL	1,150	10	8	1,132	18	0.87%	0.70%	1.57%
0900	DOUGLAS COUNTY RE 1	7562	SADDLE RANCH ELEMENTARY SCHOOL	603	3	4	596	7	0.50%	0.66%	1.16%
0900	DOUGLAS COUNTY RE 1	7610	SAND CREEK ELEMENTARY SCHOOL	555	30	13	511	43	5.41%	2.34%	7.75%
0900	DOUGLAS COUNTY RE 1	7718	SEDALIA ELEMENTARY SCHOOL	350	54	16	280	70	15.43%	4.57%	20%
0900	DOUGLAS COUNTY RE 1	8106	SOARING HAWK ELEMENTARY SCHOOL	829	31	7	791	38	3.74%	0.84%	4.58%
0900	DOUGLAS COUNTY RE 1	8126	SOUTH STREET ELEMENTARY SCHOOL	589	134	9	446	143	22.75%	1.53%	24.28%
0900	DOUGLAS COUNTY RE 1	8382	SUMMIT VIEW ELEMENTARY SCHOOL	700	8	1	691	9	1.14%	0.14%	1.29%
0900	DOUGLAS COUNTY RE 1	8847	THUNDERRIDGE HIGH SCHOOL	1,593	27	21	1,542	48	1.69%	1.32%	3.01%
0900	DOUGLAS COUNTY RE 1	8853	TIMBER TRAIL ELEMENTARY SCHOOL	596	7	1	588	8	1.17%	0.17%	1.34%
0900	DOUGLAS COUNTY RE 1	8897	TRAILBLAZER ELEMENTARY SCHOOL	664	4	3	657	7	0.60%	0.45%	1.05%
0900	DOUGLAS COUNTY RE 1	9592	WILDCAT MOUNTAIN ELEMENTARY SCHOOL	527	8	3	516	11	1.52%	0.57%	2.09%
0900	DOUGLAS COUNTY RE 1		DISTRICT TOTAL	52,983	1,677	700	49,616	2,377	3.17%	1.32%	4.49%
0910	EAGLE COUNTY RE 50	0037	RED HILL ELEMENTARY SCHOOL	397	84	32	281	116	21.16%	8.06%	29.22%
0910	EAGLE COUNTY RE 50	0038	BRUSH CREEK ELEMENTARY SCHOOL	431	47	19	360	66	10.90%	4.41%	15.31%
0910	EAGLE COUNTY RE 50	0039	GYPNUM CREEK MIDDLE SCHOOL	333	69	44	220	113	20.72%	13.21%	33.93%
0910	EAGLE COUNTY RE 50	0205	RED CANYON HIGH SCHOOL	101	32	0	69	32	31.68%	0%	31.68%
0910	EAGLE COUNTY RE 50	0471	AVON ELEMENTARY SCHOOL	384	180	28	169	208	46.88%	7.29%	54.17%
0910	EAGLE COUNTY RE 50	0604	BATTLE MOUNTAIN HIGH SCHOOL	738	74	23	637	97	10.03%	3.12%	13.14%
0910	EAGLE COUNTY RE 50	0793	BERRY CREEK MIDDLE SCHOOL	301	90	16	195	106	29.90%	5.32%	35.22%
0910	EAGLE COUNTY RE 50	2340	EAGLE COUNTY CHARTER ACADEMY	288	0	0	288	0	0%	0%	0%
0910	EAGLE COUNTY RE 50	2346	EAGLE VALLEY ELEMENTARY SCHOOL	282	85	19	178	104	30.14%	6.74%	36.88%
0910	EAGLE COUNTY RE 50	2350	EAGLE VALLEY HIGH SCHOOL	678	66	31	580	97	9.73%	4.57%	14.31%
0910	EAGLE COUNTY RE 50	2355	EAGLE VALLEY MIDDLE SCHOOL	271	42	18	211	60	15.50%	6.64%	22.14%
0910	EAGLE COUNTY RE 50	2521	EDWARDS PRESCHOOL CENTER	54	15	5	17	20	27.78%	9.26%	37.04%
0910	EAGLE COUNTY RE 50	2530	EDWARDS ELEMENTARY SCHOOL	444	170	34	240	204	38.29%	7.66%	45.95%
0910	EAGLE COUNTY RE 50	3710	GYPNUM ELEMENTARY SCHOOL	351	131	57	161	188	37.32%	16.24%	53.56%
0910	EAGLE COUNTY RE 50	5742	MEADOW MOUNTAIN ELEMENTARY SCHOOL	166	62	25	79	87	37.35%	15.06%	52.41%
0910	EAGLE COUNTY RE 50	5930	MINTURN MIDDLE SCHOOL	189	23	16	150	39	12.17%	8.47%	20.63%
0910	EAGLE COUNTY RE 50	6238	NEW AMERICA CHARTER SCHOOL	39	17	0	22	17	43.59%	0%	43.59%
0910	EAGLE COUNTY RE 50	7296	RED SANDSTONE ELEMENTARY SCHOOL	232	43	18	162	61	18.53%	7.76%	26.29%
0910	EAGLE COUNTY RE 50		DISTRICT TOTAL	5,679	1,230	385	4,019	1,615	21.66%	6.78%	28.44%
0920	ELIZABETH C-1	2572	LEGACY ACADEMY	428	17	11	400	28	3.97%	2.57%	6.54%
0920	ELIZABETH C-1	2604	ELIZABETH MIDDLE SCHOOL	561	30	23	507	53	5.35%	4.10%	9.45%
0920	ELIZABETH C-1	2608	ELIZABETH HIGH SCHOOL	835	18	11	806	29	2.16%	1.32%	3.47%
0920	ELIZABETH C-1	3236	FRONTIER HIGH SCHOOL	44	6	0	38	6	13.64%	0%	13.64%
0920	ELIZABETH C-1	7300	ELIZABETH RUNNING CREEK PRESCHOOL	72	0	0	26	0	0%	0%	0%
0920	ELIZABETH C-1	7517	RUNNING CREEK ELEMENTARY SCHOOL	496	54	35	407	89	10.89%	7.06%	17.94%

COLORADO DEPARTMENT OF EDUCATION
FALL 2007 PK-12 FREE AND REDUCED LUNCH BY SCHOOL

District Code	District Name	School Code	School Name	PK-12	FREE	REDUCED	Not Eligible	FREE AND REDUCED	% Free	% Reduced	% FRED
0920	ELIZABETH C-1	7924	SINGING HILLS PRESCHOOL	67	0	0	20	0	0%	0%	0%
0920	ELIZABETH C-1	7925	SINGING HILLS ELEMENTARY SCHOOL	460	20	10	430	30	4.35%	2.17%	6.52%
0920	ELIZABETH C-1		DISTRICT TOTAL	2,963	145	90	2,634	235	4.89%	3.04%	7.93%
0930	KIOWA C-2	4724	KIOWA ELEMENTARY SCHOOL	164	18	10	126	28	10.98%	6.10%	17.07%
0930	KIOWA C-2	4726	KIOWA MIDDLE SCHOOL	93	14	6	73	20	15.05%	6.45%	21.51%
0930	KIOWA C-2	4728	KIOWA HIGH SCHOOL	111	13	7	90	20	11.71%	6.31%	18.02%
0930	KIOWA C-2		DISTRICT TOTAL	368	45	23	289	68	12.23%	6.25%	18.48%
0940	BIG SANDY 100J	7914	SIMLA ELEMENTARY SCHOOL	171	46	15	100	61	26.90%	8.77%	35.67%
0940	BIG SANDY 100J	7918	SIMLA JUNIOR HIGH SCHOOL	80	32	15	33	47	40%	18.75%	58.75%
0940	BIG SANDY 100J	7922	SIMLA HIGH SCHOOL	93	23	12	58	35	24.73%	12.90%	37.63%
0940	BIG SANDY 100J		DISTRICT TOTAL	344	101	42	191	143	29.36%	12.21%	41.57%
0950	ELBERT 200	2570	ELBERT ELEMENTARY SCHOOL	135	10	15	102	25	7.41%	11.11%	18.52%
0950	ELBERT 200	2574	ELBERT JUNIOR-SENIOR HIGH SCHOOL	117	7	3	107	10	5.98%	2.56%	8.55%
0950	ELBERT 200		DISTRICT TOTAL	252	17	18	209	35	6.75%	7.14%	13.89%
0960	AGATE 300	0044	AGATE ELEMENTARY SCHOOL	17	7	1	9	8	41.18%	5.88%	47.06%
0960	AGATE 300	0048	AGATE JUNIOR-SENIOR HIGH SCHOOL	47	11	13	23	24	23.40%	27.66%	51.06%
0960	AGATE 300		DISTRICT TOTAL	64	18	14	32	32	28.13%	21.88%	50%
0970	CALHAN RJ-1	0035	FRONTIER CHARTER ACADEMY	79	8	3	68	11	10.13%	3.80%	13.92%
0970	CALHAN RJ-1	1210	CALHAN ELEMENTARY SCHOOL	242	46	26	165	72	19.01%	10.74%	29.75%
0970	CALHAN RJ-1	1215	CALHAN MIDDLE SCHOOL	118	25	14	79	39	21.19%	11.86%	33.05%
0970	CALHAN RJ-1	1218	CALHAN HIGH SCHOOL	209	36	11	162	47	17.22%	5.26%	22.49%
0970	CALHAN RJ-1		DISTRICT TOTAL	648	115	54	474	169	17.75%	8.33%	26.08%
0980	HARRISON 2	0029	ADULT & FAMILY LITERACY	127	16	1	88	17	12.60%	0.79%	13.39%
0980	HARRISON 2	1000	BRICKER ELEMENTARY SCHOOL	483	297	43	141	340	61.49%	8.90%	70.39%
0980	HARRISON 2	1306	CARMEL MIDDLE SCHOOL	452	331	40	81	371	73.23%	8.85%	82.08%
0980	HARRISON 2	1383	CENTENNIAL ELEMENTARY SCHOOL	415	315	23	73	338	75.90%	5.54%	81.45%
0980	HARRISON 2	1490	CHAMBERLIN ELEMENTARY SCHOOL	192	132	22	38	154	68.75%	11.46%	80.21%
0980	HARRISON 2	3392	GIBERSON ELEMENTARY SCHOOL	434	273	36	121	309	62.90%	8.29%	71.20%
0980	HARRISON 2	3522	FOX MEADOW MIDDLE SCHOOL	524	332	42	149	374	63.36%	8.02%	71.37%
0980	HARRISON 2	3806	HARRISON HIGH SCHOOL	1,028	585	102	336	687	56.91%	9.92%	66.83%
0980	HARRISON 2	4378	JAMES IRWIN CHARTER HIGH SCHOOL	352	29	10	313	39	8.24%	2.84%	11.08%
0980	HARRISON 2	4379	JAMES IRWIN CHARTER MIDDLE SCHOOL	346	53	23	269	76	15.32%	6.65%	21.97%
0980	HARRISON 2	4380	JAMES IRWIN CHARTER ELEMENTARY SCHOOL	392	68	35	287	103	17.35%	8.93%	26.28%
0980	HARRISON 2	6018	MONTEREY ELEMENTARY SCHOOL	362	263	27	71	290	72.65%	7.46%	80.11%
0980	HARRISON 2	6162	MOUNTAIN VISTA COMMUNITY SCHOOL	464	272	56	135	328	58.62%	12.07%	70.69%
0980	HARRISON 2	6244	NEW HORIZONS DAY SCHOOL	209	108	11	79	119	51.67%	5.26%	56.94%
0980	HARRISON 2	6460	OAK CREEK ELEMENTARY SCHOOL	324	190	32	98	222	58.64%	9.88%	68.52%
0980	HARRISON 2	6578	OTERO ELEMENTARY SCHOOL	380	155	51	172	206	40.79%	13.42%	54.21%
0980	HARRISON 2	6686	PANORAMA MIDDLE SCHOOL	658	385	91	179	476	58.51%	13.83%	72.34%
0980	HARRISON 2	6936	PIKES PEAK ELEMENTARY SCHOOL	400	304	33	63	337	76%	8.25%	84.25%
0980	HARRISON 2	7611	SAND CREEK ELEMENTARY SCHOOL	510	281	38	187	319	55.10%	7.45%	62.55%
0980	HARRISON 2	7882	SIERRA HIGH SCHOOL	1,175	514	126	521	640	43.74%	10.72%	54.47%
0980	HARRISON 2	8034	SOARING EAGLES ELEMENTARY SCHOOL	556	221	60	273	281	39.75%	10.79%	50.54%
0980	HARRISON 2	8337	STRATMOOR HILLS ELEMENTARY SCHOOL	340	232	26	81	258	68.24%	7.65%	75.88%
0980	HARRISON 2	8350	STRATTON MEADOWS ELEMENTARY SCHOOL	326	231	22	68	253	70.86%	6.75%	77.61%
0980	HARRISON 2	8923	TURMAN ELEMENTARY SCHOOL	348	221	29	94	250	63.51%	8.33%	71.84%
0980	HARRISON 2	8940	SHIVERS ACADEMY CHARTER SCHOOL	29	0	0	22	0	0%	0%	0%
0980	HARRISON 2	9602	WILDFLOWER ELEMENTARY SCHOOL	341	173	45	119	218	50.73%	13.20%	63.93%
0980	HARRISON 2		DISTRICT TOTAL	11,167	5,981	1,024	4,058	7,005	53.56%	9.17%	62.73%
0990	WIDEFIELD 3	0000	NOT IN A SCHOOL	7	1	0	6	1	14.29%	0%	14.29%
0990	WIDEFIELD 3	3234	FRENCH ELEMENTARY SCHOOL	636	125	77	434	202	19.65%	12.11%	31.76%

COLORADO DEPARTMENT OF EDUCATION
FALL 2007 PK-12 FREE AND REDUCED LUNCH BY SCHOOL

District Code	District Name	School Code	School Name	PK-12	FREE	REDUCED	Not Eligible	FREE AND REDUCED	% Free	% Reduced	% FRED
0990	WIDEFIELD 3	4346	TALBOTT ELEMENTARY SCHOOL	439	132	70	237	202	30.07%	15.95%	46.01%
0990	WIDEFIELD 3	4394	JANITELL JUNIOR HIGH SCHOOL	492	112	67	312	179	22.76%	13.62%	36.38%
0990	WIDEFIELD 3	5033	JAMES MADISON CHARTER ACADEMY SCHOOL	157	0	0	157	0	0%	0%	0%
0990	WIDEFIELD 3	5602	MARTIN LUTHER KING JR ELEMENTARY SCHOOL	462	161	59	242	220	34.85%	12.77%	47.62%
0990	WIDEFIELD 3	5841	MESA RIDGE HIGH SCHOOL	1,230	5	0	1,220	5	0.41%	0%	0.41%
0990	WIDEFIELD 3	6362	NORTH ELEMENTARY SCHOOL	271	100	30	140	130	36.90%	11.07%	47.97%
0990	WIDEFIELD 3	6952	PINELLO ELEMENTARY SCHOOL	338	136	49	153	185	40.24%	14.50%	54.73%
0990	WIDEFIELD 3	8122	VENETUCCI ELEMENTARY SCHOOL	444	118	58	268	176	26.58%	13.06%	39.64%
0990	WIDEFIELD 3	8178	SPROUL JUNIOR HIGH SCHOOL	374	99	33	242	132	26.47%	8.82%	35.29%
0990	WIDEFIELD 3	8392	SUNRISE ELEMENTARY SCHOOL	671	164	83	424	247	24.44%	12.37%	36.81%
0990	WIDEFIELD 3	9294	WATSON JUNIOR HIGH SCHOOL	427	95	37	295	132	22.25%	8.67%	30.91%
0990	WIDEFIELD 3	9334	WEBSTER ELEMENTARY SCHOOL	515	146	76	293	222	28.35%	14.76%	43.11%
0990	WIDEFIELD 3	9560	DISCOVERY HIGH SCHOOL	95	0	0	95	0	0%	0%	0%
0990	WIDEFIELD 3	9562	WIDEFIELD ELEMENTARY SCHOOL	380	118	48	214	166	31.05%	12.63%	43.68%
0990	WIDEFIELD 3	9566	WIDEFIELD HIGH SCHOOL	1,248	5	0	1,238	5	0.40%	0%	0.40%
0990	WIDEFIELD 3	9656	WILSON PRESCHOOL	302	0	0	146	0	0%	0%	0%
0990	WIDEFIELD 3		DISTRICT TOTAL	8,488	1,517	687	6,116	2,204	17.87%	8.09%	25.97%
1000	FOUNTAIN 8	0203	LORRAINE SECONDARY SCHOOL	75	28	9	38	37	37.33%	12%	49.33%
1000	FOUNTAIN 8	1332	CARSON MIDDLE SCHOOL	505	86	104	315	190	17.03%	20.59%	37.62%
1000	FOUNTAIN 8	1334	ABRAMS ELEMENTARY SCHOOL	612	189	142	270	331	30.88%	23.20%	54.08%
1000	FOUNTAIN 8	3027	EAGLESIDE ELEMENTARY SCHOOL	380	53	61	257	114	13.95%	16.05%	30%
1000	FOUNTAIN 8	3102	ARAGON ELEMENTARY SCHOOL	487	218	53	204	271	44.76%	10.88%	55.65%
1000	FOUNTAIN 8	3106	FOUNTAIN MIDDLE SCHOOL	842	193	91	556	284	22.92%	10.81%	33.73%
1000	FOUNTAIN 8	3108	MESA ELEMENTARY SCHOOL	465	103	72	290	175	22.15%	15.48%	37.63%
1000	FOUNTAIN 8	3110	FOUNTAIN-FORT CARSON HIGH SCHOOL	1,511	258	136	1,110	394	17.07%	9%	26.08%
1000	FOUNTAIN 8	4474	JORDAHL ELEMENTARY SCHOOL	502	100	59	333	159	19.92%	11.75%	31.67%
1000	FOUNTAIN 8	6138	MOUNTAINSIDE ELEMENTARY SCHOOL	583	180	122	269	302	30.87%	20.93%	51.80%
1000	FOUNTAIN 8	6338	PATRIOT ELEMENTARY SCHOOL	622	41	98	457	139	6.59%	15.76%	22.35%
1000	FOUNTAIN 8		DISTRICT TOTAL	6,584	1,449	947	4,099	2,396	22.01%	14.38%	36.39%
1010	COLORADO SPRINGS 11	0000	NOT IN A SCHOOL	22	8	3	11	11	36.36%	13.64%	50%
1010	COLORADO SPRINGS 11	0028	ADAMS ELEMENTARY SCHOOL	272	209	20	43	229	76.84%	7.35%	84.19%
1010	COLORADO SPRINGS 11	0452	AUDUBON ELEMENTARY SCHOOL	316	118	26	172	144	37.34%	8.23%	45.57%
1010	COLORADO SPRINGS 11	0594	BATES ELEMENTARY SCHOOL	284	109	26	149	135	38.38%	9.15%	47.54%
1010	COLORADO SPRINGS 11	0871	BIJOU ALTERNATIVE PROGRAM	131	46	11	74	57	35.11%	8.40%	43.51%
1010	COLORADO SPRINGS 11	1032	BRISTOL ELEMENTARY SCHOOL	223	136	28	59	164	60.99%	12.56%	73.54%
1010	COLORADO SPRINGS 11	1126	BUENA VISTA ELEMENTARY SCHOOL	218	77	18	101	95	35.32%	8.26%	43.58%
1010	COLORADO SPRINGS 11	1340	CARVER ELEMENTARY SCHOOL	348	184	41	123	225	52.87%	11.78%	64.66%
1010	COLORADO SPRINGS 11	1613	CHIPETA ELEMENTARY SCHOOL	427	36	24	367	60	8.43%	5.62%	14.05%
1010	COLORADO SPRINGS 11	1616	CIVA CHARTER ACADEMY	137	26	4	107	30	18.98%	2.92%	21.90%
1010	COLORADO SPRINGS 11	1625	MCAULIFFE ELEMENTARY	506	178	87	241	265	35.18%	17.19%	52.37%
1010	COLORADO SPRINGS 11	1798	COLUMBIA ELEMENTARY SCHOOL	187	85	14	88	99	45.45%	7.49%	52.94%
1010	COLORADO SPRINGS 11	1870	CORONADO HIGH SCHOOL	1,492	280	108	1,099	388	18.77%	7.24%	26.01%
1010	COLORADO SPRINGS 11	1885	COMMUNITY PREP CHARTER SCHOOL	187	88	6	93	94	47.06%	3.21%	50.27%
1010	COLORADO SPRINGS 11	2202	DOHERTY HIGH SCHOOL	2,191	307	119	1,759	426	14.01%	5.43%	19.44%
1010	COLORADO SPRINGS 11	2510	EDISON ELEMENTARY SCHOOL	219	134	12	73	146	61.19%	5.48%	66.67%
1010	COLORADO SPRINGS 11	2528	NIKOLA TESLA EDUCATION OPPORTUNITY CENTER	230	126	25	77	151	54.78%	10.87%	65.65%
1010	COLORADO SPRINGS 11	2722	EMERSON-EDISON JUNIOR CHARTER ACADEMY	410	318	31	61	349	77.56%	7.56%	85.12%
1010	COLORADO SPRINGS 11	3175	FREEDOM ELEMENTARY SCHOOL	458	45	16	397	61	9.83%	3.49%	13.32%
1010	COLORADO SPRINGS 11	3218	FREMONT ELEMENTARY SCHOOL	366	124	31	211	155	33.88%	8.47%	42.35%
1010	COLORADO SPRINGS 11	3470	GLOBE CHARTER SCHOOL	154	75	15	64	90	48.70%	9.74%	58.44%
1010	COLORADO SPRINGS 11	3592	GRANT ELEMENTARY SCHOOL	423	169	57	197	226	39.95%	13.48%	53.43%

COLORADO DEPARTMENT OF EDUCATION
FALL 2007 PK-12 FREE AND REDUCED LUNCH BY SCHOOL

District Code	District Name	School Code	School Name	PK-12	FREE	REDUCED	Not Eligible	FREE AND REDUCED	% Free	% Reduced	% FRED
1010	COLORADO SPRINGS 11	3890	HUNT ELEMENTARY SCHOOL	182	123	17	42	140	67.58%	9.34%	76.92%
1010	COLORADO SPRINGS 11	3920	HENRY ELEMENTARY SCHOOL	370	163	43	164	206	44.05%	11.62%	55.68%
1010	COLORADO SPRINGS 11	4070	HOLMES MIDDLE SCHOOL	718	174	51	493	225	24.23%	7.10%	31.34%
1010	COLORADO SPRINGS 11	4090	MANN MIDDLE SCHOOL	767	329	89	349	418	42.89%	11.60%	54.50%
1010	COLORADO SPRINGS 11	4138	HOWBERT ELEMENTARY SCHOOL	267	39	24	204	63	14.61%	8.99%	23.60%
1010	COLORADO SPRINGS 11	4336	IVYWILD ELEMENTARY SCHOOL	148	117	12	19	129	79.05%	8.11%	87.16%
1010	COLORADO SPRINGS 11	4358	JACKSON ELEMENTARY SCHOOL	227	103	15	109	118	45.37%	6.61%	51.98%
1010	COLORADO SPRINGS 11	4406	JEFFERSON ELEMENTARY SCHOOL	207	118	17	72	135	57%	8.21%	65.22%
1010	COLORADO SPRINGS 11	4424	JENKINS MIDDLE SCHOOL	839	98	61	680	159	11.68%	7.27%	18.95%
1010	COLORADO SPRINGS 11	4530	KELLER ELEMENTARY SCHOOL	511	142	76	293	218	27.79%	14.87%	42.66%
1010	COLORADO SPRINGS 11	5146	LIFE SKILLS CENTER OF COLORADO SPRINGS	286	91	19	176	110	31.82%	6.64%	38.46%
1010	COLORADO SPRINGS 11	5162	LINCOLN ELEMENTARY SCHOOL	298	200	35	63	235	67.11%	11.74%	78.86%
1010	COLORADO SPRINGS 11	5272	LONGFELLOW ELEMENTARY SCHOOL	194	102	30	62	132	52.58%	15.46%	68.04%
1010	COLORADO SPRINGS 11	5404	MADISON ELEMENTARY SCHOOL	323	96	21	206	117	29.72%	6.50%	36.22%
1010	COLORADO SPRINGS 11	5576	TWAIN ELEMENTARY SCHOOL	419	259	53	107	312	61.81%	12.65%	74.46%
1010	COLORADO SPRINGS 11	5604	KING ELEMENTARY SCHOOL	457	118	55	284	173	25.82%	12.04%	37.86%
1010	COLORADO SPRINGS 11	5610	MARTINEZ ELEMENTARY SCHOOL	612	74	32	506	106	12.09%	5.23%	17.32%
1010	COLORADO SPRINGS 11	5878	MIDLAND ELEMENTARY SCHOOL	160	78	17	65	95	48.75%	10.63%	59.38%
1010	COLORADO SPRINGS 11	5948	MITCHELL HIGH SCHOOL	1,259	505	103	648	608	40.11%	8.18%	48.29%
1010	COLORADO SPRINGS 11	5988	MONROE ELEMENTARY SCHOOL	389	301	32	56	333	77.38%	8.23%	85.60%
1010	COLORADO SPRINGS 11	6306	NORTH MIDDLE SCHOOL	791	346	88	357	434	43.74%	11.13%	54.87%
1010	COLORADO SPRINGS 11	6680	PALMER HIGH SCHOOL	2,062	481	118	1,451	599	23.33%	5.72%	29.05%
1010	COLORADO SPRINGS 11	6856	PENROSE ELEMENTARY SCHOOL	423	148	38	237	186	34.99%	8.98%	43.97%
1010	COLORADO SPRINGS 11	6932	PIKE ELEMENTARY SCHOOL	127	72	24	31	96	56.69%	18.90%	75.59%
1010	COLORADO SPRINGS 11	7228	QUEEN PALMER ELEMENTARY SCHOOL	216	160	23	33	183	74.07%	10.65%	84.72%
1010	COLORADO SPRINGS 11	7482	ROOSEVELT EDISON CHARTER SCHOOL	659	506	57	96	563	76.78%	8.65%	85.43%
1010	COLORADO SPRINGS 11	7513	RUDY ELEMENTARY SCHOOL	424	115	27	282	142	27.12%	6.37%	33.49%
1010	COLORADO SPRINGS 11	7523	RUSSELL MIDDLE SCHOOL	818	251	95	472	346	30.68%	11.61%	42.30%
1010	COLORADO SPRINGS 11	7556	SABIN MIDDLE SCHOOL	777	267	72	438	339	34.36%	9.27%	43.63%
1010	COLORADO SPRINGS 11	7705	SCOTT ELEMENTARY SCHOOL	633	99	39	495	138	15.64%	6.16%	21.80%
1010	COLORADO SPRINGS 11	8246	STEELE ELEMENTARY SCHOOL	265	27	12	226	39	10.19%	4.53%	14.72%
1010	COLORADO SPRINGS 11	8346	STRATTON ELEMENTARY SCHOOL	329	83	27	219	110	25.23%	8.21%	33.43%
1010	COLORADO SPRINGS 11	8359	SPACE TECHNOLOGY AND ARTS ACADEMY (STAR ACADEMY)	112	46	17	49	63	41.07%	15.18%	56.25%
1010	COLORADO SPRINGS 11	8466	TAYLOR ELEMENTARY SCHOOL	244	85	41	118	126	34.84%	16.80%	51.64%
1010	COLORADO SPRINGS 11	8902	TRAILBLAZER ELEMENTARY SCHOOL	328	52	9	267	61	15.85%	2.74%	18.60%
1010	COLORADO SPRINGS 11	9244	WASHINGTON ELEMENTARY SCHOOL	263	170	26	67	196	64.64%	9.89%	74.52%
1010	COLORADO SPRINGS 11	9282	IRVING MIDDLE SCHOOL	602	263	53	286	316	43.69%	8.80%	52.49%
1010	COLORADO SPRINGS 11	9298	WASSON HIGH SCHOOL	1,306	503	118	682	621	38.51%	9.04%	47.55%
1010	COLORADO SPRINGS 11	9404	WEST INTERGENERATIONAL CENTER	354	183	31	139	214	51.69%	8.76%	60.45%
1010	COLORADO SPRINGS 11	9552	WHITTIER ELEMENTARY SCHOOL	173	98	19	56	117	56.65%	10.98%	67.63%
1010	COLORADO SPRINGS 11	9618	ROGERS ELEMENTARY SCHOOL	391	257	29	105	286	65.73%	7.42%	73.15%
1010	COLORADO SPRINGS 11	9660	WILSON ELEMENTARY SCHOOL	387	279	36	72	315	72.09%	9.30%	81.40%
1010	COLORADO SPRINGS 11		DISTRICT TOTAL	29,518	10,599	2,523	16,342	13,122	35.91%	8.55%	44.45%
1020	CHEYENNE MOUNTAIN 12	1582	CHEYENNE MOUNTAIN CHARTER ACADEMY	891	117	76	694	193	13.13%	8.53%	21.66%
1020	CHEYENNE MOUNTAIN 12	1586	CHEYENNE MOUNTAIN ELEMENTARY SCHOOL	326	0	1	325	1	0%	0.31%	0.31%
1020	CHEYENNE MOUNTAIN 12	1588	CHEYENNE MOUNTAIN JUNIOR HIGH SCHOOL	650	26	25	598	51	4%	3.85%	7.85%
1020	CHEYENNE MOUNTAIN 12	1590	CHEYENNE MOUNTAIN HIGH SCHOOL	1,368	1	0	1,367	1	0.07%	0%	0.07%
1020	CHEYENNE MOUNTAIN 12	1592	BROADMOOR ELEMENTARY SCHOOL	257	20	9	228	29	7.78%	3.50%	11.28%
1020	CHEYENNE MOUNTAIN 12	1596	CANON ELEMENTARY SCHOOL	278	32	8	238	40	11.51%	2.88%	14.39%
1020	CHEYENNE MOUNTAIN 12	1604	SKYWAY PARK ELEMENTARY SCHOOL	299	51	24	223	75	17.06%	8.03%	25.08%
1020	CHEYENNE MOUNTAIN 12	3482	GOLD CAMP ELEMENTARY SCHOOL	346	17	1	296	18	4.91%	0.29%	5.20%



COLORADO DEPARTMENT OF EDUCATION
FALL 2007 PK-12 FREE AND REDUCED LUNCH BY SCHOOL

District Code	District Name	School Code	School Name	PK-12	FREE	REDUCED	Not Eligible	FREE AND REDUCED	% Free	% Reduced	% FRED
1020	CHEYENNE MOUNTAIN 12	6953	PINON VALLEY ELEMENTARY SCHOOL	361	23	14	307	37	6.37%	3.88%	10.25%
1020	CHEYENNE MOUNTAIN 12	9065	THE VANGUARD SCHOOL	75	6	1	68	7	8%	1.33%	9.33%
1020	CHEYENNE MOUNTAIN 12		DISTRICT TOTAL	4,851	293	159	4,344	452	6.04%	3.28%	9.32%
1030	MANITOU SPRINGS 14	5460	MANITOU SPRINGS ELEMENTARY SCHOOL	424	70	27	307	97	16.51%	6.37%	22.88%
1030	MANITOU SPRINGS 14	5464	MANITOU SPRINGS MIDDLE SCHOOL	342	55	22	265	77	16.08%	6.43%	22.51%
1030	MANITOU SPRINGS 14	5468	MANITOU SPRINGS HIGH SCHOOL	483	48	19	416	67	9.94%	3.93%	13.87%
1030	MANITOU SPRINGS 14	9010	UTE PASS ELEMENTARY SCHOOL	129	19	10	88	29	14.73%	7.75%	22.48%
1030	MANITOU SPRINGS 14		DISTRICT TOTAL	1,378	192	78	1,076	270	13.93%	5.66%	19.59%
1040	ACADEMY 20	0017	ACADEMY ENDEAVOUR ELEMENTARY SCHOOL	437	39	12	386	51	8.92%	2.75%	11.67%
1040	ACADEMY 20	0019	ACADEMY INTERNATIONAL ELEMENTARY SCHOOL	733	15	13	618	28	2.05%	1.77%	3.82%
1040	ACADEMY 20	0074	CHALLENGER MIDDLE SCHOOL	583	13	6	564	19	2.23%	1.03%	3.26%
1040	ACADEMY 20	0076	AIR ACADEMY HIGH SCHOOL	1,428	39	18	1,368	57	2.73%	1.26%	3.99%
1040	ACADEMY 20	0209	ASPEN VALLEY HIGH SCHOOL	101	6	1	92	7	5.94%	0.99%	6.93%
1040	ACADEMY 20	0249	ANTELOPE TRAILS ELEMENTARY SCHOOL	517	17	3	481	20	3.29%	0.58%	3.87%
1040	ACADEMY 20	1615	CHINOOK TRAIL ELEMENTARY SCHOOL	100	5	2	93	7	5%	2%	7%
1040	ACADEMY 20	1627	THE CLASSICAL ACADEMY CHARTER	1,860	44	47	1,769	91	2.37%	2.53%	4.89%
1040	ACADEMY 20	1629	THE CLASSICAL ACADEMY MIDDLE SCHOOL	440	8	10	422	18	1.82%	2.27%	4.09%
1040	ACADEMY 20	1630	THE CLASSICAL ACADEMY HIGH SCHOOL	540	12	9	519	21	2.22%	1.67%	3.89%
1040	ACADEMY 20	2195	DISCOVERY CANYON CAMPUS SCHOOL	1,222	28	18	1,150	46	2.29%	1.47%	3.76%
1040	ACADEMY 20	2248	DOUGLASS VALLEY ELEMENTARY SCHOOL	247	7	35	205	42	2.83%	14.17%	17%
1040	ACADEMY 20	2358	EAGLEVIEW MIDDLE SCHOOL	915	49	28	838	77	5.36%	3.06%	8.42%
1040	ACADEMY 20	2524	EDITH WOLFORD ELEMENTARY SCHOOL	375	25	14	328	39	6.67%	3.73%	10.40%
1040	ACADEMY 20	2800	EXPLORER ELEMENTARY SCHOOL	514	19	10	452	29	3.70%	1.95%	5.64%
1040	ACADEMY 20	3104	FOOTHILLS ELEMENTARY SCHOOL	390	33	6	349	39	8.46%	1.54%	10%
1040	ACADEMY 20	3238	FRONTIER ELEMENTARY SCHOOL	456	55	19	375	74	12.06%	4.17%	16.23%
1040	ACADEMY 20	3985	HIGH PLAINS ELEMENTARY SCHOOL	341	70	37	234	107	20.53%	10.85%	31.38%
1040	ACADEMY 20	5126	LIBERTY HIGH SCHOOL	1,475	58	23	1,392	81	3.93%	1.56%	5.49%
1040	ACADEMY 20	6140	MOUNTAIN RIDGE MIDDLE SCHOOL	1,132	99	53	980	152	8.75%	4.68%	13.43%
1040	ACADEMY 20	6158	MOUNTAIN VIEW ELEMENTARY SCHOOL	543	7	6	529	13	1.29%	1.10%	2.39%
1040	ACADEMY 20	6937	PINE CREEK HIGH SCHOOL	1,564	24	19	1,518	43	1.53%	1.21%	2.75%
1040	ACADEMY 20	6942	PINE VALLEY ELEMENTARY SCHOOL	149	7	24	118	31	4.70%	16.11%	20.81%
1040	ACADEMY 20	6960	PIONEER ELEMENTARY SCHOOL	535	128	44	363	172	23.93%	8.22%	32.15%
1040	ACADEMY 20	7159	PRAIRIE HILLS ELEMENTARY SCHOOL	584	48	18	518	66	8.22%	3.08%	11.30%
1040	ACADEMY 20	7240	RAMPART HIGH SCHOOL	1,745	101	43	1,597	144	5.79%	2.46%	8.25%
1040	ACADEMY 20	7247	RANCH CREEK ELEMENTARY	268	1	4	243	5	0.37%	1.49%	1.87%
1040	ACADEMY 20	7460	ROCKRIMMON ELEMENTARY SCHOOL	377	40	8	329	48	10.61%	2.12%	12.73%
1040	ACADEMY 20	8813	THE DA VINCI ACADEMY SCHOOL	490	13	8	469	21	2.65%	1.63%	4.29%
1040	ACADEMY 20	8851	TIMBERVIEW MIDDLE SCHOOL	987	52	21	913	73	5.27%	2.13%	7.40%
1040	ACADEMY 20	9714	WOODMEN-ROBERTS ELEMENTARY SCHOOL	375	9	0	342	9	2.40%	0%	2.40%
1040	ACADEMY 20		DISTRICT TOTAL	21,423	1,071	559	19,554	1,630	5%	2.61%	7.61%
1050	ELLCOTT 22	0000	NOT IN A SCHOOL	4	2	0	2	2	50%	0%	50%
1050	ELLCOTT 22	2638	ELLCOTT ELEMENTARY SCHOOL	398	178	44	174	222	44.72%	11.06%	55.78%
1050	ELLCOTT 22	2640	ELLCOTT MIDDLE SCHOOL	283	125	34	122	159	44.17%	12.01%	56.18%
1050	ELLCOTT 22	2642	ELLCOTT SENIOR HIGH SCHOOL	274	107	57	103	164	39.05%	20.80%	59.85%
1050	ELLCOTT 22		DISTRICT TOTAL	959	412	135	401	547	42.96%	14.08%	57.04%
1060	PEYTON 23 JT	6898	PEYTON ELEMENTARY SCHOOL	289	67	20	202	87	23.18%	6.92%	30.10%
1060	PEYTON 23 JT	6900	PEYTON MIDDLE SCHOOL	146	27	15	104	42	18.49%	10.27%	28.77%
1060	PEYTON 23 JT	6902	PEYTON HIGH SCHOOL	254	37	14	203	51	14.57%	5.51%	20.08%
1060	PEYTON 23 JT		DISTRICT TOTAL	689	131	49	509	180	19.01%	7.11%	26.12%
1070	HANOVER 28	3754	HANOVER ELEMENTARY SCHOOL	69	29	5	35	34	42.03%	7.25%	49.28%
1070	HANOVER 28	3758	HANOVER JUNIOR-SENIOR HIGH SCHOOL	161	86	16	59	102	53.42%	9.94%	63.35%

COLORADO DEPARTMENT OF EDUCATION
FALL 2007 PK-12 FREE AND REDUCED LUNCH BY SCHOOL

District Code	District Name	School Code	School Name	PK-12	FREE	REDUCED	Not Eligible	FREE AND REDUCED	% Free	% Reduced	% FRED
1070	HANOVER 28	6701	PRAIRIE HEIGHTS ELEMENTARY SCHOOL	71	50	4	17	54	70.42%	5.63%	76.06%
1070	HANOVER 28		DISTRICT TOTAL	301	165	25	111	190	54.82%	8.31%	63.12%
1080	LEWIS-PALMER 38	1972	CREEKSIDE MIDDLE SCHOOL	597	17	8	572	25	2.85%	1.34%	4.19%
1080	LEWIS-PALMER 38	3539	GRACE BEST ELEMENTARY SCHOOL	518	25	14	479	39	4.83%	2.70%	7.53%
1080	LEWIS-PALMER 38	4686	RAY E KILMER ELEMENTARY SCHOOL	354	21	12	301	33	5.93%	3.39%	9.32%
1080	LEWIS-PALMER 38	5093	MONUMENT CHARTER ACADEMY	524	14	0	509	14	2.67%	0%	2.67%
1080	LEWIS-PALMER 38	5096	LEWIS-PALMER ELEMENTARY SCHOOL	471	13	9	431	22	2.76%	1.91%	4.67%
1080	LEWIS-PALMER 38	5098	LEWIS-PALMER MIDDLE SCHOOL	742	43	12	687	55	5.80%	1.62%	7.41%
1080	LEWIS-PALMER 38	5100	LEWIS-PALMER HIGH SCHOOL	1,933	48	20	1,856	68	2.48%	1.03%	3.52%
1080	LEWIS-PALMER 38	6682	PALMER LAKE ELEMENTARY SCHOOL	370	61	22	273	83	16.49%	5.95%	22.43%
1080	LEWIS-PALMER 38	7165	PRAIRIE WINDS ELEMENTARY SCHOOL	356	2	5	327	7	0.56%	1.40%	1.97%
1080	LEWIS-PALMER 38		DISTRICT TOTAL	5,865	244	102	5,435	346	4.16%	1.74%	5.90%
1110	FALCON 49	0555	BANNING LEWIS RANCH ACADEMY	599	0	0	599	0	0%	0%	0%
1110	FALCON 49	1618	EVANS ELEMENTARY SCHOOL	643	166	94	383	260	25.82%	14.62%	40.44%
1110	FALCON 49	2902	FALCON ELEMENTARY SCHOOL	433	78	61	294	139	18.01%	14.09%	32.10%
1110	FALCON 49	2906	FALCON MIDDLE SCHOOL	622	43	35	544	78	6.91%	5.63%	12.54%
1110	FALCON 49	2908	FALCON HIGH SCHOOL	1,157	53	48	1,052	101	4.58%	4.15%	8.73%
1110	FALCON 49	4102	HORIZON MIDDLE SCHOOL	696	131	86	478	217	18.82%	12.36%	31.18%
1110	FALCON 49	5779	MERIDIAN RANCH ELEMENTARY SCHOOL	669	24	15	630	39	3.59%	2.24%	5.83%
1110	FALCON 49	6483	ODYSSEY ELEMENTARY SCHOOL	572	99	59	414	158	17.31%	10.31%	27.62%
1110	FALCON 49	6935	PIKES PEAK SCHOOL EXPEDITIONARY LEARNING	193	6	1	186	7	3.11%	0.52%	3.63%
1110	FALCON 49	7317	REMINGTON ELEMENTARY SCHOOL	508	59	33	416	92	11.61%	6.50%	18.11%
1110	FALCON 49	7339	RIDGEVIEW ELEMENTARY SCHOOL	700	51	43	605	94	7.29%	6.14%	13.43%
1110	FALCON 49	7463	ROCKY MOUNTAIN CLASSICAL ACADEMY	544	0	0	544	0	0%	0%	0%
1110	FALCON 49	7613	SAND CREEK HIGH SCHOOL	2,084	183	115	1,784	298	8.78%	5.52%	14.30%
1110	FALCON 49	7960	SKYVIEW MIDDLE SCHOOL	1,147	122	80	945	202	10.64%	6.97%	17.61%
1110	FALCON 49	8010	SPRINGS RANCH ELEMENTARY SCHOOL	635	57	42	536	99	8.98%	6.61%	15.59%
1110	FALCON 49	8266	STETSON ELEMENTARY SCHOOL	718	68	39	611	107	9.47%	5.43%	14.90%
1110	FALCON 49	9706	WOODMEN HILLS ELEMENTARY SCHOOL	863	36	57	770	93	4.17%	6.60%	10.78%
1110	FALCON 49		DISTRICT TOTAL	12,783	1,176	808	10,791	1,984	9.20%	6.32%	15.52%
1120	EDISON 54 JT	2504	EDISON ACADEMY	41	0	0	40	0	0%	0%	0%
1120	EDISON 54 JT	2514	EDISON ELEMENTARY SCHOOL	65	24	17	20	41	36.92%	26.15%	63.08%
1120	EDISON 54 JT	2526	EDISON JUNIOR-SENIOR HIGH SCHOOL	59	18	5	36	23	30.51%	8.47%	38.98%
1120	EDISON 54 JT		DISTRICT TOTAL	165	42	22	96	64	25.45%	13.33%	38.79%
1130	MIAMI/YODER 60 JT	5850	MIAMI/YODER ELEMENTARY SCHOOL	153	65	9	63	74	42.48%	5.88%	48.37%
1130	MIAMI/YODER 60 JT	5854	MIAMI-YODER SENIOR HIGH SCHOOL	112	37	11	64	48	33.04%	9.82%	42.86%
1130	MIAMI/YODER 60 JT	5870	MIAMI-YODER JUNIOR HIGH SCHOOL	73	26	5	42	31	35.62%	6.85%	42.47%
1130	MIAMI/YODER 60 JT		DISTRICT TOTAL	338	128	25	169	153	37.87%	7.40%	45.27%
1140	CANON CITY RE-1	1262	CANON CITY MIDDLE SCHOOL	442	130	53	259	183	29.41%	11.99%	41.40%
1140	CANON CITY RE-1	1266	CANON CITY HIGH SCHOOL	1,147	281	138	726	419	24.50%	12.03%	36.53%
1140	CANON CITY RE-1	3211	GARDEN PARK HIGH SCHOOL	86	25	6	53	31	29.07%	6.98%	36.05%
1140	CANON CITY RE-1	3802	HARRISON SCHOOL	698	246	92	360	338	35.24%	13.18%	48.42%
1140	CANON CITY RE-1	5166	LINCOLN ELEMENTARY SCHOOL	241	69	24	148	93	28.63%	9.96%	38.59%
1140	CANON CITY RE-1	5414	MADISON EXPLORATORY SCHOOL	64	17	11	36	28	26.56%	17.19%	43.75%
1140	CANON CITY RE-1	5704	MCKINLEY ELEMENTARY SCHOOL	289	83	27	179	110	28.72%	9.34%	38.06%
1140	CANON CITY RE-1	6752	MOUNT VIEW CORE KNOWLEDGE CHARTER SCHOOL	232	21	17	194	38	9.05%	7.33%	16.38%
1140	CANON CITY RE-1	7950	SKYLINE ELEMENTARY SCHOOL	231	108	27	96	135	46.75%	11.69%	58.44%
1140	CANON CITY RE-1	9248	WASHINGTON ELEMENTARY SCHOOL	370	123	41	206	164	33.24%	11.08%	44.32%
1140	CANON CITY RE-1		DISTRICT TOTAL	3,800	1,103	436	2,257	1,539	29.03%	11.47%	40.50%
1150	FLORENCE RE-2	3002	FLORENCE HIGH SCHOOL	544	142	51	351	193	26.10%	9.38%	35.48%
1150	FLORENCE RE-2	3224	FREMONT ELEMENTARY SCHOOL	455	170	65	220	235	37.36%	14.29%	51.65%

COLORADO DEPARTMENT OF EDUCATION
FALL 2007 PK-12 FREE AND REDUCED LUNCH BY SCHOOL


District Code	District Name	School Code	School Name	PK-12	FREE	REDUCED	Not Eligible	FREE AND REDUCED	% Free	% Reduced	% FRED
1150	FLORENCE RE-2	3226	FREMONT MIDDLE SCHOOL	430	147	50	232	197	34.19%	11.63%	45.81%
1150	FLORENCE RE-2	6858	PENROSE ELEMENTARY SCHOOL	272	89	31	152	120	32.72%	11.40%	44.12%
1150	FLORENCE RE-2		DISTRICT TOTAL	1,701	548	197	955	745	32.22%	11.58%	43.80%
1160	COTOPAXI RE-3	1911	COTOPAXI HOME-SCHOOL PARTNERSHIP SCHOOL	23	0	0	22	0	0%	0%	0%
1160	COTOPAXI RE-3	3220	COTOPAXI ELEMENTARY SCHOOL	101	35	10	42	45	34.65%	9.90%	44.55%
1160	COTOPAXI RE-3	3228	COTOPAXI JUNIOR-SENIOR HIGH SCHOOL	149	66	16	67	82	44.30%	10.74%	55.03%
1160	COTOPAXI RE-3		DISTRICT TOTAL	273	101	26	131	127	37%	9.52%	46.52%
1180	ROARING FORK RE-1	0429	CARBONDALE COMMUNITY CHARTER SCHOOL	131	2	0	129	2	1.53%	0%	1.53%
1180	ROARING FORK RE-1	0560	BASALT ELEMENTARY SCHOOL	578	128	67	383	195	22.15%	11.59%	33.74%
1180	ROARING FORK RE-1	0561	BASALT MIDDLE SCHOOL	443	86	36	321	122	19.41%	8.13%	27.54%
1180	ROARING FORK RE-1	0570	BASALT HIGH SCHOOL	497	43	19	435	62	8.65%	3.82%	12.47%
1180	ROARING FORK RE-1	1006	BRIDGES	80	1	1	78	2	1.25%	1.25%	2.50%
1180	ROARING FORK RE-1	1296	CARBONDALE MIDDLE SCHOOL	299	119	32	148	151	39.80%	10.70%	50.50%
1180	ROARING FORK RE-1	2063	CRYSTAL RIVER ELEMENTARY SCHOOL	484	180	52	224	232	37.19%	10.74%	47.93%
1180	ROARING FORK RE-1	3460	GLENWOOD SPRINGS ELEMENTARY SCHOOL	516	139	73	291	212	26.94%	14.15%	41.09%
1180	ROARING FORK RE-1	3464	GLENWOOD SPRINGS MIDDLE SCHOOL	523	107	34	382	141	20.46%	6.50%	26.96%
1180	ROARING FORK RE-1	3468	GLENWOOD SPRINGS HIGH SCHOOL	655	52	24	579	76	7.94%	3.66%	11.60%
1180	ROARING FORK RE-1	7422	ROARING FORK HIGH SCHOOL	322	48	15	259	63	14.91%	4.66%	19.57%
1180	ROARING FORK RE-1	8038	SOPRIS ELEMENTARY SCHOOL	621	139	54	416	193	22.38%	8.70%	31.08%
1180	ROARING FORK RE-1		DISTRICT TOTAL	5,149	1,044	407	3,645	1,451	20.28%	7.90%	28.18%
1195	GARFIELD RE-2	0065	COAL RIDGE HIGH SCHOOL	479	76	63	340	139	15.87%	13.15%	29.02%
1195	GARFIELD RE-2	3325	GARFIELD RE-2 CENTER FOR INTEGRATIVE STUDIES	18	1	1	16	2	5.56%	5.56%	11.11%
1195	GARFIELD RE-2	3967	HIGHLAND ELEMENTARY SCHOOL	530	175	55	300	230	33.02%	10.38%	43.40%
1195	GARFIELD RE-2	4510	KATHRYN SENOR ELEMENTARY SCHOOL	548	119	59	357	178	21.72%	10.77%	32.48%
1195	GARFIELD RE-2	7356	RIFLE MIDDLE SCHOOL	748	267	91	390	358	35.70%	12.17%	47.86%
1195	GARFIELD RE-2	7360	RIFLE HIGH SCHOOL	601	126	41	434	167	20.97%	6.82%	27.79%
1195	GARFIELD RE-2	7388	RIVERSIDE SCHOOL	535	142	54	339	196	26.54%	10.09%	36.64%
1195	GARFIELD RE-2	7890	ROY MOORE ELEMENTARY SCHOOL	456	119	48	279	167	26.10%	10.53%	36.62%
1195	GARFIELD RE-2	9231	WAMSLEY ELEMENTARY SCHOOL	488	164	65	257	229	33.61%	13.32%	46.93%
1195	GARFIELD RE-2		DISTRICT TOTAL	4,403	1,189	477	2,712	1,666	27%	10.83%	37.84%
1220	GARFIELD 16	3578	BEA UNDERWOOD ELEMENTARY SCHOOL	582	193	91	298	284	33.16%	15.64%	48.80%
1220	GARFIELD 16	3585	GRAND VALLEY EARLY CHILDHOOD LITERACY CENTER	197	22	16	126	38	11.17%	8.12%	19.29%
1220	GARFIELD 16	3586	GRAND VALLEY HIGH SCHOOL	345	88	46	211	134	25.51%	13.33%	38.84%
1220	GARFIELD 16	8274	L W ST JOHN MIDDLE SCHOOL	183	42	26	115	68	22.95%	14.21%	37.16%
1220	GARFIELD 16		DISTRICT TOTAL	1,307	345	179	750	524	26.40%	13.70%	40.09%
1330	GILPIN COUNTY RE-1	1632	GILPIN COUNTY ELEMENTARY SCHOOL	230	23	15	171	38	10%	6.52%	16.52%
1330	GILPIN COUNTY RE-1	1634	GILPIN COUNTY UNDIVIDED HIGH SCHOOL	137	13	14	110	27	9.49%	10.22%	19.71%
1330	GILPIN COUNTY RE-1		DISTRICT TOTAL	367	36	29	281	65	9.81%	7.90%	17.71%
1340	WEST GRAND 1-JT.	9416	WEST GRAND ELEMENTARY SCHOOL	230	83	30	117	113	36.09%	13.04%	49.13%
1340	WEST GRAND 1-JT.	9420	WEST GRAND HIGH SCHOOL	145	24	8	113	32	16.55%	5.52%	22.07%
1340	WEST GRAND 1-JT.	9422	WEST GRAND MIDDLE SCHOOL	105	24	8	73	32	22.86%	7.62%	30.48%
1340	WEST GRAND 1-JT.		DISTRICT TOTAL	480	131	46	303	177	27.29%	9.58%	36.88%
1350	EAST GRAND 2	2376	EAST GRAND MIDDLE SCHOOL	344	36	36	272	72	10.47%	10.47%	20.93%
1350	EAST GRAND 2	3182	FRASER VALLEY ELEMENTARY SCHOOL	237	26	14	197	40	10.97%	5.91%	16.88%
1350	EAST GRAND 2	3556	GRANBY ELEMENTARY SCHOOL	311	43	47	216	90	13.83%	15.11%	28.94%
1350	EAST GRAND 2	3572	GRAND LAKE ELEMENTARY SCHOOL	61	9	6	46	15	14.75%	9.84%	24.59%
1350	EAST GRAND 2	4277	INDIAN PEAKS CHARTER SCHOOL	39	8	1	30	9	20.51%	2.56%	23.08%
1350	EAST GRAND 2	5864	MIDDLE PARK HIGH SCHOOL	423	35	16	372	51	8.27%	3.78%	12.06%
1350	EAST GRAND 2		DISTRICT TOTAL	1,415	157	120	1,133	277	11.10%	8.48%	19.58%
1360	GUNNISON WATERSHED RE1J	2006	CRESTED BUTTE COMMUNITY SCHOOL	483	21	16	446	37	4.35%	3.31%	7.66%
1360	GUNNISON WATERSHED RE1J	3690	GUNNISON ELEMENTARY SCHOOL	542	111	41	390	152	20.48%	7.56%	28.04%

COLORADO DEPARTMENT OF EDUCATION
FALL 2007 PK-12 FREE AND REDUCED LUNCH BY SCHOOL

District Code	District Name	School Code	School Name	PK-12	FREE	REDUCED	Not Eligible	FREE AND REDUCED	% Free	% Reduced	% FRED
1360	GUNNISON WATERSHED RE1J	3694	GUNNISON HIGH SCHOOL	329	29	7	293	36	8.81%	2.13%	10.94%
1360	GUNNISON WATERSHED RE1J	3697	GUNNISON MIDDLE SCHOOL	265	45	11	208	56	16.98%	4.15%	21.13%
1360	GUNNISON WATERSHED RE1J	3701	GUNNISON VALLEY SCHOOL	27	3	2	22	5	11.11%	7.41%	18.52%
1360	GUNNISON WATERSHED RE1J	3702	GUNNISON PRESCHOOL	87	9	3	33	12	10.34%	3.45%	13.79%
1360	GUNNISON WATERSHED RE1J	5577	MARBLE CHARTER SCHOOL	26	2	4	20	6	7.69%	15.38%	23.08%
1360	GUNNISON WATERSHED RE1J		DISTRICT TOTAL	1,759	220	84	1,412	304	12.51%	4.78%	17.28%
1380	HINSDALE COUNTY RE 1	4899	LAKE CITY COMMUNITY SCHOOL	96	3	4	86	7	3.13%	4.17%	7.29%
1380	HINSDALE COUNTY RE 1		DISTRICT TOTAL	96	3	4	86	7	3.13%	4.17%	7.29%
1390	HUERFANO RE-1	0063	PEAKVIEW SCHOOL	211	113	17	75	130	53.55%	8.06%	61.61%
1390	HUERFANO RE-1	0211	WASHINGTON INTERMEDIATE SCHOOL	120	68	12	40	80	56.67%	10%	66.67%
1390	HUERFANO RE-1	3306	GARDNER ELEMENTARY SCHOOL	70	33	14	22	47	47.14%	20%	67.14%
1390	HUERFANO RE-1	4161	HUERFANO COUNTY OPPORTUNITY AND ENRICHMENT SCHOOL	42	14	5	23	19	33.33%	11.90%	45.24%
1390	HUERFANO RE-1	9212	JOHN MALL JUNIOR-SENIOR HIGH SCHOOL	259	115	30	114	145	44.40%	11.58%	55.98%
1390	HUERFANO RE-1		DISTRICT TOTAL	702	343	78	274	421	48.86%	11.11%	59.97%
1400	LA VETA RE-2	4860	LA VETA ELEMENTARY SCHOOL	138	51	18	56	69	36.96%	13.04%	50%
1400	LA VETA RE-2	4864	LA VETA JUNIOR-SENIOR HIGH SCHOOL	151	57	17	77	74	37.75%	11.26%	49.01%
1400	LA VETA RE-2		DISTRICT TOTAL	289	108	35	133	143	37.37%	12.11%	49.48%
1410	NORTH PARK R-1	6358	NORTH PARK JUNIOR-SENIOR HIGH SCHOOL	103	31	14	58	45	30.10%	13.59%	43.69%
1410	NORTH PARK R-1	9198	WALDEN ELEMENTARY SCHOOL	115	27	11	58	38	23.48%	9.57%	33.04%
1410	NORTH PARK R-1		DISTRICT TOTAL	218	58	25	116	83	26.61%	11.47%	38.07%
1420	JEFFERSON COUNTY R-1	0000	NOT IN A SCHOOL	14	1	0	5	1	7.14%	0%	7.14%
1420	JEFFERSON COUNTY R-1	0030	ADAMS ELEMENTARY SCHOOL	481	87	42	282	129	18.09%	8.73%	26.82%
1420	JEFFERSON COUNTY R-1	0033	MC LAIN HIGH SCHOOL	475	104	28	332	132	21.89%	5.89%	27.79%
1420	JEFFERSON COUNTY R-1	0034	MC LAIN COMMUNITY HIGH SCHOOL	205	19	0	185	19	9.27%	0%	9.27%
1420	JEFFERSON COUNTY R-1	0108	ALAMEDA HIGH SCHOOL	862	466	101	285	567	54.06%	11.72%	65.78%
1420	JEFFERSON COUNTY R-1	0148	ALLENDALE ELEMENTARY SCHOOL	247	136	24	86	160	55.06%	9.72%	64.78%
1420	JEFFERSON COUNTY R-1	0366	ARVADA MIDDLE SCHOOL	273	151	39	82	190	55.31%	14.29%	69.60%
1420	JEFFERSON COUNTY R-1	0370	ARVADA HIGH SCHOOL	1,364	487	147	722	634	35.70%	10.78%	46.48%
1420	JEFFERSON COUNTY R-1	0378	ARVADA WEST HIGH SCHOOL	1,664	219	84	1,359	303	13.16%	5.05%	18.21%
1420	JEFFERSON COUNTY R-1	0660	BEAR CREEK ELEMENTARY SCHOOL	1,096	230	69	796	299	20.99%	6.30%	27.28%
1420	JEFFERSON COUNTY R-1	0664	BEAR CREEK HIGH SCHOOL	1,854	257	104	1,488	361	13.86%	5.61%	19.47%
1420	JEFFERSON COUNTY R-1	0694	BELL MIDDLE SCHOOL	574	115	29	429	144	20.03%	5.05%	25.09%
1420	JEFFERSON COUNTY R-1	0724	BELMAR ELEMENTARY SCHOOL	322	78	39	205	117	24.22%	12.11%	36.34%
1420	JEFFERSON COUNTY R-1	0776	BERGEN MEADOWS PRIMARY SCHOOL	376	15	4	275	19	3.99%	1.06%	5.05%
1420	JEFFERSON COUNTY R-1	0779	BERGEN VALLEY INTERMEDIATE SCHOOL	319	9	3	307	12	2.82%	0.94%	3.76%
1420	JEFFERSON COUNTY R-1	0950	BRADFORD PRIMARY SCHOOL	475	2	0	473	2	0.42%	0%	0.42%
1420	JEFFERSON COUNTY R-1	0951	BLUE HERON ELEMENTARY SCHOOL	517	32	19	405	51	6.19%	3.68%	9.86%
1420	JEFFERSON COUNTY R-1	0952	BRADFORD INTERMEDIATE SCHOOL	369	0	1	368	1	0%	0.27%	0.27%
1420	JEFFERSON COUNTY R-1	0965	BRADY EXPLORATION SCHOOL	189	83	18	88	101	43.92%	9.52%	53.44%
1420	JEFFERSON COUNTY R-1	1238	CAMPBELL ELEMENTARY SCHOOL	465	99	20	276	119	21.29%	4.30%	25.59%
1420	JEFFERSON COUNTY R-1	1318	CARMODY MIDDLE SCHOOL	704	165	53	485	218	23.44%	7.53%	30.97%
1420	JEFFERSON COUNTY R-1	1522	CHATFIELD HIGH SCHOOL	2,093	93	54	1,945	147	4.44%	2.58%	7.02%
1420	JEFFERSON COUNTY R-1	1730	COAL CREEK CANYON K-8 ELEMENTARY SCHOOL	105	7	8	89	15	6.67%	7.62%	14.29%
1420	JEFFERSON COUNTY R-1	1790	COLOROW ELEMENTARY SCHOOL	337	67	24	246	91	19.88%	7.12%	27%
1420	JEFFERSON COUNTY R-1	1861	COLUMBINE HILLS ELEMENTARY SCHOOL	445	69	26	264	95	15.51%	5.84%	21.35%
1420	JEFFERSON COUNTY R-1	1864	COLUMBINE HIGH SCHOOL	1,653	116	52	1,482	168	7.02%	3.15%	10.16%
1420	JEFFERSON COUNTY R-1	1869	COMPASS MONTESSORI - WHEAT RIDGE CHARTER SCHOOL	253	18	7	176	25	7.11%	2.77%	9.88%
1420	JEFFERSON COUNTY R-1	1876	CORONADO ELEMENTARY SCHOOL	478	33	21	424	54	6.90%	4.39%	11.30%
1420	JEFFERSON COUNTY R-1	1880	COMPASS MONTESSORI - GOLDEN CHARTER SCHOOL	328	43	3	259	46	13.11%	0.91%	14.02%
1420	JEFFERSON COUNTY R-1	1886	CONIFER SENIOR HIGH SCHOOL	1,036	50	21	961	71	4.83%	2.03%	6.85%
1420	JEFFERSON COUNTY R-1	1976	CREIGHTON MIDDLE SCHOOL	642	192	53	397	245	29.91%	8.26%	38.16%

COLORADO DEPARTMENT OF EDUCATION
FALL 2007 PK-12 FREE AND REDUCED LUNCH BY SCHOOL

District Code	District Name	School Code	School Name	PK-12	FREE	REDUCED	Not Eligible	FREE AND REDUCED	% Free	% Reduced	% FRED
1420	JEFFERSON COUNTY R-1	2093	DAKOTA RIDGE SENIOR HIGH SCHOOL	1,621	99	56	1,466	155	6.11%	3.45%	9.56%
1420	JEFFERSON COUNTY R-1	2120	D'EVELYN JUNIOR/SENIOR HIGH SCHOOL	1,013	28	18	967	46	2.76%	1.78%	4.54%
1420	JEFFERSON COUNTY R-1	2130	DEER CREEK MIDDLE SCHOOL	550	27	15	508	42	4.91%	2.73%	7.64%
1420	JEFFERSON COUNTY R-1	2194	DEVINNY ELEMENTARY SCHOOL	599	71	14	514	85	11.85%	2.34%	14.19%
1420	JEFFERSON COUNTY R-1	2288	DRAKE JUNIOR HIGH SCHOOL	655	96	33	525	129	14.66%	5.04%	19.69%
1420	JEFFERSON COUNTY R-1	2300	DUNSTAN MIDDLE SCHOOL	727	97	39	591	136	13.34%	5.36%	18.71%
1420	JEFFERSON COUNTY R-1	2322	DUTCH CREEK ELEMENTARY SCHOOL	350	68	24	258	92	19.43%	6.86%	26.29%
1420	JEFFERSON COUNTY R-1	2496	EDGEWATER ELEMENTARY SCHOOL	460	353	22	84	375	76.74%	4.78%	81.52%
1420	JEFFERSON COUNTY R-1	2550	EIBER ELEMENTARY SCHOOL	378	275	32	69	307	72.75%	8.47%	81.22%
1420	JEFFERSON COUNTY R-1	2616	ELK CREEK ELEMENTARY SCHOOL	393	42	8	342	50	10.69%	2.04%	12.72%
1420	JEFFERSON COUNTY R-1	2799	EXCEL ACADEMY CHARTER SCHOOL	783	63	38	682	101	8.05%	4.85%	12.90%
1420	JEFFERSON COUNTY R-1	2820	EVERITT MIDDLE SCHOOL	453	169	48	235	217	37.31%	10.60%	47.90%
1420	JEFFERSON COUNTY R-1	2832	EVERGREEN MIDDLE SCHOOL	664	36	23	605	59	5.42%	3.46%	8.89%
1420	JEFFERSON COUNTY R-1	2836	EVERGREEN HIGH SCHOOL	944	44	23	877	67	4.66%	2.44%	7.10%
1420	JEFFERSON COUNTY R-1	2866	FAIRMOUNT ELEMENTARY SCHOOL	521	25	12	484	37	4.80%	2.30%	7.10%
1420	JEFFERSON COUNTY R-1	2946	FITZMORRIS ELEMENTARY SCHOOL	250	115	41	94	156	46%	16.40%	62.40%
1420	JEFFERSON COUNTY R-1	2963	FALCON BLUFFS MIDDLE SCHOOL	706	39	16	651	55	5.52%	2.27%	7.79%
1420	JEFFERSON COUNTY R-1	3025	FOOTHILLS ELEMENTARY SCHOOL	343	125	29	174	154	36.44%	8.45%	44.90%
1420	JEFFERSON COUNTY R-1	3088	FOSTER ELEMENTARY SCHOOL	395	218	35	135	253	55.19%	8.86%	64.05%
1420	JEFFERSON COUNTY R-1	3201	FREE HORIZON MONTESSORI CHARTER SCHOOL	244	14	8	178	22	5.74%	3.28%	9.02%
1420	JEFFERSON COUNTY R-1	3216	FREMONT ELEMENTARY SCHOOL	388	73	38	277	111	18.81%	9.79%	28.61%
1420	JEFFERSON COUNTY R-1	3250	NORMA ANDERSON PRESCHOOL	107	8	0	65	8	7.48%	0%	7.48%
1420	JEFFERSON COUNTY R-1	3450	GLENNON HEIGHTS ELEMENTARY SCHOOL	248	88	21	138	109	35.48%	8.47%	43.95%
1420	JEFFERSON COUNTY R-1	3502	GOLDEN HIGH SCHOOL	1,329	165	63	1,098	228	12.42%	4.74%	17.16%
1420	JEFFERSON COUNTY R-1	3536	GOVERNOR'S RANCH ELEMENTARY SCHOOL	485	36	12	437	48	7.42%	2.47%	9.90%
1420	JEFFERSON COUNTY R-1	3622	GREEN GABLES ELEMENTARY SCHOOL	349	70	15	264	85	20.06%	4.30%	24.36%
1420	JEFFERSON COUNTY R-1	3624	GREEN MOUNTAIN ELEMENTARY SCHOOL	400	101	34	220	135	25.25%	8.50%	33.75%
1420	JEFFERSON COUNTY R-1	3628	GREEN MOUNTAIN HIGH SCHOOL	1,585	148	66	1,363	214	9.34%	4.16%	13.50%
1420	JEFFERSON COUNTY R-1	3726	HACKBERRY HILL ELEMENTARY SCHOOL	454	76	15	363	91	16.74%	3.30%	20.04%
1420	JEFFERSON COUNTY R-1	4077	HOME OPTIONS SCHOOL	63	0	0	63	0	0%	0%	0%
1420	JEFFERSON COUNTY R-1	4190	HUTCHINSON ELEMENTARY SCHOOL	382	27	18	337	45	7.07%	4.71%	11.78%
1420	JEFFERSON COUNTY R-1	4402	JEFFERSON ACADEMY CHARTER SCHOOL	368	9	6	353	15	2.45%	1.63%	4.08%
1420	JEFFERSON COUNTY R-1	4404	JEFFERSON CHARTER ACADEMY JUNIOR HIGH SCHOOL	152	9	10	133	19	5.92%	6.58%	12.50%
1420	JEFFERSON COUNTY R-1	4410	JEFFERSON CHARTER ACADEMY SENIOR HIGH SCHOOL	267	19	14	234	33	7.12%	5.24%	12.36%
1420	JEFFERSON COUNTY R-1	4422	JEFFERSON HIGH SCHOOL	687	456	62	158	518	66.38%	9.02%	75.40%
1420	JEFFERSON COUNTY R-1	4478	SHERIDAN GREEN ELEMENTARY SCHOOL	384	67	28	289	95	17.45%	7.29%	24.74%
1420	JEFFERSON COUNTY R-1	4548	KEN CARYL MIDDLE SCHOOL	617	48	21	547	69	7.78%	3.40%	11.18%
1420	JEFFERSON COUNTY R-1	4549	KENDALLVUE ELEMENTARY SCHOOL	550	78	42	386	120	14.18%	7.64%	21.82%
1420	JEFFERSON COUNTY R-1	4550	KENDRICK LAKES ELEMENTARY SCHOOL	346	76	23	247	99	21.97%	6.65%	28.61%
1420	JEFFERSON COUNTY R-1	4798	JOHNSON INTERVENTION	52	3	0	49	3	5.77%	0%	5.77%
1420	JEFFERSON COUNTY R-1	4802	KULLERSTRAND ELEMENTARY SCHOOL	254	135	24	95	159	53.15%	9.45%	62.60%
1420	JEFFERSON COUNTY R-1	4830	KYFFIN ELEMENTARY SCHOOL	598	53	10	535	63	8.86%	1.67%	10.54%
1420	JEFFERSON COUNTY R-1	4942	LAKWOOD HIGH SCHOOL	1,872	368	125	1,368	493	19.66%	6.68%	26.34%
1420	JEFFERSON COUNTY R-1	5004	LASLEY ELEMENTARY SCHOOL	707	417	97	193	514	58.98%	13.72%	72.70%
1420	JEFFERSON COUNTY R-1	5024	LAWRENCE ELEMENTARY SCHOOL	423	235	42	144	277	55.56%	9.93%	65.48%
1420	JEFFERSON COUNTY R-1	5036	LEAWOOD ELEMENTARY SCHOOL	356	27	9	292	36	7.58%	2.53%	10.11%
1420	JEFFERSON COUNTY R-1	5145	LINCOLN CHARTER ACADEMY	476	57	28	391	85	11.97%	5.88%	17.86%
1420	JEFFERSON COUNTY R-1	5222	LITTLE ELEMENTARY SCHOOL	399	91	42	266	133	22.81%	10.53%	33.33%
1420	JEFFERSON COUNTY R-1	5350	LUKAS ELEMENTARY SCHOOL	526	42	26	458	68	7.98%	4.94%	12.93%
1420	JEFFERSON COUNTY R-1	5354	LUMBERG ELEMENTARY SCHOOL	550	429	37	84	466	78%	6.73%	84.73%
1420	JEFFERSON COUNTY R-1	5415	ROCKY MOUNTAIN DEAF SCHOOL	39	8	4	23	12	20.51%	10.26%	30.77%



COLORADO DEPARTMENT OF EDUCATION
FALL 2007 PK-12 FREE AND REDUCED LUNCH BY SCHOOL

District Code	District Name	School Code	School Name	PK-12	FREE	REDUCED	Not Eligible	FREE AND REDUCED	% Free	% Reduced	% FRED
1420	JEFFERSON COUNTY R-1	5454	MANDALAY MIDDLE SCHOOL	449	64	35	349	99	14.25%	7.80%	22.05%
1420	JEFFERSON COUNTY R-1	5472	MANNING OPTIONS SCHOOL	417	18	6	393	24	4.32%	1.44%	5.76%
1420	JEFFERSON COUNTY R-1	5524	MAPLE GROVE ELEMENTARY SCHOOL	392	25	7	360	32	6.38%	1.79%	8.16%
1420	JEFFERSON COUNTY R-1	5580	MARSHDALE ELEMENTARY SCHOOL	370	18	11	341	29	4.86%	2.97%	7.84%
1420	JEFFERSON COUNTY R-1	5596	MARTENSEN ELEMENTARY SCHOOL	229	83	31	90	114	36.24%	13.54%	49.78%
1420	JEFFERSON COUNTY R-1	5623	LONGVIEW HIGH SCHOOL	59	8	1	50	9	13.56%	1.69%	15.25%
1420	JEFFERSON COUNTY R-1	5758	MEIKLEJOHN ELEMENTARY	394	4	5	303	9	1.02%	1.27%	2.28%
1420	JEFFERSON COUNTY R-1	5892	MILLER SPECIAL EDUCATION	256	45	16	182	61	17.58%	6.25%	23.83%
1420	JEFFERSON COUNTY R-1	5944	MITCHELL ELEMENTARY SCHOOL	545	35	20	490	55	6.42%	3.67%	10.09%
1420	JEFFERSON COUNTY R-1	5972	MOLHOLM ELEMENTARY SCHOOL	513	372	52	87	424	72.51%	10.14%	82.65%
1420	JEFFERSON COUNTY R-1	5994	MONTESSORI PEAKS CHARTER ACADEMY	498	27	9	393	36	5.42%	1.81%	7.23%
1420	JEFFERSON COUNTY R-1	6090	MOORE MIDDLE SCHOOL	599	115	44	439	159	19.20%	7.35%	26.54%
1420	JEFFERSON COUNTY R-1	6133	MORTENSEN ELEMENTARY SCHOOL	423	50	13	333	63	11.82%	3.07%	14.89%
1420	JEFFERSON COUNTY R-1	6135	MOUNT CARBON ELEMENTARY SCHOOL	397	38	18	341	56	9.57%	4.53%	14.11%
1420	JEFFERSON COUNTY R-1	6139	MOUNTAIN PHOENIX COMMUNITY SCHOOL	48	12	5	31	17	25%	10.42%	35.42%
1420	JEFFERSON COUNTY R-1	6237	NEW AMERICA SCHOOL	224	103	18	98	121	45.98%	8.04%	54.02%
1420	JEFFERSON COUNTY R-1	6286	NORMANDY ELEMENTARY SCHOOL	714	42	13	659	55	5.88%	1.82%	7.70%
1420	JEFFERSON COUNTY R-1	6330	NORTH ARVADA MIDDLE SCHOOL	487	170	48	268	218	34.91%	9.86%	44.76%
1420	JEFFERSON COUNTY R-1	6470	OBERON JUNIOR HIGH SCHOOL	751	72	32	644	104	9.59%	4.26%	13.85%
1420	JEFFERSON COUNTY R-1	6474	O'CONNELL MIDDLE SCHOOL	505	303	64	138	367	60%	12.67%	72.67%
1420	JEFFERSON COUNTY R-1	6539	JEFFERSON COUNTY OPEN ELEMENTARY SCHOOL	231	60	29	134	89	25.97%	12.55%	38.53%
1420	JEFFERSON COUNTY R-1	6541	JEFFERSON COUNTY OPEN SECONDARY	355	74	40	239	114	20.85%	11.27%	32.11%
1420	JEFFERSON COUNTY R-1	6804	PARMALEE ELEMENTARY SCHOOL	220	28	8	184	36	12.73%	3.64%	16.36%
1420	JEFFERSON COUNTY R-1	6806	PARR ELEMENTARY SCHOOL	395	81	20	219	101	20.51%	5.06%	25.57%
1420	JEFFERSON COUNTY R-1	6808	PATTERSON ELEMENTARY SCHOOL	519	126	43	280	169	24.28%	8.29%	32.56%
1420	JEFFERSON COUNTY R-1	6828	PECK ELEMENTARY SCHOOL	386	104	44	238	148	26.94%	11.40%	38.34%
1420	JEFFERSON COUNTY R-1	6844	PEIFFER ELEMENTARY SCHOOL	420	73	19	328	92	17.38%	4.52%	21.90%
1420	JEFFERSON COUNTY R-1	6848	PENNINGTON ELEMENTARY SCHOOL	259	140	26	85	166	54.05%	10.04%	64.09%
1420	JEFFERSON COUNTY R-1	7078	PLEASANT VIEW ELEMENTARY SCHOOL	265	112	28	113	140	42.26%	10.57%	52.83%
1420	JEFFERSON COUNTY R-1	7114	POMONA HIGH SCHOOL	1,600	193	85	1,320	278	12.06%	5.31%	17.38%
1420	JEFFERSON COUNTY R-1	7128	POWDERHORN ELEMENTARY SCHOOL	636	48	16	572	64	7.55%	2.52%	10.06%
1420	JEFFERSON COUNTY R-1	7190	PROSPECT VALLEY ELEMENTARY SCHOOL	481	57	16	407	73	11.85%	3.33%	15.18%
1420	JEFFERSON COUNTY R-1	7238	RALSTON ELEMENTARY SCHOOL	312	4	4	304	8	1.28%	1.28%	2.56%
1420	JEFFERSON COUNTY R-1	7239	RALSTON VALLEY SENIOR HIGH SCHOOL	1,604	53	18	1,533	71	3.30%	1.12%	4.43%
1420	JEFFERSON COUNTY R-1	7282	RED ROCKS ELEMENTARY SCHOOL	297	15	11	271	26	5.05%	3.70%	8.75%
1420	JEFFERSON COUNTY R-1	7462	ROCKY MOUNTAIN ACADEMY OF EVERGREEN	356	2	1	292	3	0.56%	0.28%	0.84%
1420	JEFFERSON COUNTY R-1	7483	ROONEY RANCH ELEMENTARY SCHOOL	427	44	11	372	55	10.30%	2.58%	12.88%
1420	JEFFERSON COUNTY R-1	7520	RUSSELL ELEMENTARY SCHOOL	288	207	35	46	242	71.88%	12.15%	84.03%
1420	JEFFERSON COUNTY R-1	7529	RYAN ELEMENTARY SCHOOL	581	78	33	469	111	13.43%	5.68%	19.10%
1420	JEFFERSON COUNTY R-1	7701	COLLEGIATE ACADEMY OF COLORADO	509	41	23	443	64	8.06%	4.52%	12.57%
1420	JEFFERSON COUNTY R-1	7708	SECREST ELEMENTARY SCHOOL	352	131	21	200	152	37.22%	5.97%	43.18%
1420	JEFFERSON COUNTY R-1	7753	SEMPER ELEMENTARY SCHOOL	507	74	29	404	103	14.60%	5.72%	20.32%
1420	JEFFERSON COUNTY R-1	7780	SHAFFER ELEMENTARY SCHOOL	595	22	7	566	29	3.70%	1.18%	4.87%
1420	JEFFERSON COUNTY R-1	7833	SHELTON ELEMENTARY SCHOOL	429	114	4	311	118	26.57%	0.93%	27.51%
1420	JEFFERSON COUNTY R-1	7870	SIERRA ELEMENTARY SCHOOL	562	49	10	502	59	8.72%	1.78%	10.50%
1420	JEFFERSON COUNTY R-1	7962	SLATER ELEMENTARY SCHOOL	349	178	43	121	221	51%	12.32%	63.32%
1420	JEFFERSON COUNTY R-1	8036	SOBESKY ACADEMY	69	22	4	42	26	31.88%	5.80%	37.68%
1420	JEFFERSON COUNTY R-1	8090	DEANE ELEMENTARY SCHOOL	456	292	63	101	355	64.04%	13.82%	77.85%
1420	JEFFERSON COUNTY R-1	8102	SOUTH LAKEWOOD ELEMENTARY SCHOOL	488	116	41	331	157	23.77%	8.40%	32.17%
1420	JEFFERSON COUNTY R-1	8209	STANDLEY LAKE HIGH SCHOOL	1,572	182	92	1,295	274	11.58%	5.85%	17.43%
1420	JEFFERSON COUNTY R-1	8248	STEIN ELEMENTARY SCHOOL	693	468	45	176	513	67.53%	6.49%	74.03%

COLORADO DEPARTMENT OF EDUCATION
FALL 2007 PK-12 FREE AND REDUCED LUNCH BY SCHOOL

District Code	District Name	School Code	School Name	PK-12	FREE	REDUCED	Not Eligible	FREE AND REDUCED	% Free	% Reduced	% FRED
1420	JEFFERSON COUNTY R-1	8272	STEVENS ELEMENTARY SCHOOL	396	215	61	120	276	54.29%	15.40%	69.70%
1420	JEFFERSON COUNTY R-1	8276	STOBER ELEMENTARY SCHOOL	320	84	15	220	99	26.25%	4.69%	30.94%
1420	JEFFERSON COUNTY R-1	8280	STONY CREEK ELEMENTARY SCHOOL	722	81	36	553	117	11.22%	4.99%	16.20%
1420	JEFFERSON COUNTY R-1	8300	STOTT ELEMENTARY SCHOOL	304	32	20	252	52	10.53%	6.58%	17.11%
1420	JEFFERSON COUNTY R-1	8381	SUMMIT RIDGE MIDDLE SCHOOL	851	70	37	744	107	8.23%	4.35%	12.57%
1420	JEFFERSON COUNTY R-1	8432	SWANSON ELEMENTARY SCHOOL	552	214	60	255	274	38.77%	10.87%	49.64%
1420	JEFFERSON COUNTY R-1	8458	JOHN AND KAREN LITZ PRESCHOOL	83	1	0	34	1	1.20%	0%	1.20%
1420	JEFFERSON COUNTY R-1	8834	THOMSON ELEMENTARY SCHOOL	397	144	47	204	191	36.27%	11.84%	48.11%
1420	JEFFERSON COUNTY R-1	9008	UTE MEADOWS ELEMENTARY SCHOOL	471	21	14	436	35	4.46%	2.97%	7.43%
1420	JEFFERSON COUNTY R-1	9052	VAN ARSDALE ELEMENTARY SCHOOL	545	24	18	503	42	4.40%	3.30%	7.71%
1420	JEFFERSON COUNTY R-1	9058	VANDERHOOF ELEMENTARY SCHOOL	539	60	36	443	96	11.13%	6.68%	17.81%
1420	JEFFERSON COUNTY R-1	9154	VIVIAN ELEMENTARY SCHOOL	211	77	36	98	113	36.49%	17.06%	53.55%
1420	JEFFERSON COUNTY R-1	9232	WARDER ELEMENTARY SCHOOL	353	85	32	236	117	24.08%	9.07%	33.14%
1420	JEFFERSON COUNTY R-1	9234	WARREN OCCUPATION TECHNICAL CENTER	41	0	0	19	0	0%	0%	0%
1420	JEFFERSON COUNTY R-1	9299	WAYNE CARLE MIDDLE SCHOOL	357	45	27	285	72	12.61%	7.56%	20.17%
1420	JEFFERSON COUNTY R-1	9328	WEBER ELEMENTARY SCHOOL	439	82	23	334	105	18.68%	5.24%	23.92%
1420	JEFFERSON COUNTY R-1	9342	WELCHESTER ELEMENTARY SCHOOL	310	137	42	130	179	44.19%	13.55%	57.74%
1420	JEFFERSON COUNTY R-1	9412	WESTGATE ELEMENTARY SCHOOL	588	200	71	317	271	34.01%	12.07%	46.09%
1420	JEFFERSON COUNTY R-1	9424	WEST JEFFERSON ELEMENTARY SCHOOL	376	17	12	270	29	4.52%	3.19%	7.71%
1420	JEFFERSON COUNTY R-1	9427	WOODROW WILSON CHARTER ACADEMY	512	18	5	489	23	3.52%	0.98%	4.49%
1420	JEFFERSON COUNTY R-1	9428	WEST JEFFERSON MIDDLE SCHOOL	637	56	22	558	78	8.79%	3.45%	12.24%
1420	JEFFERSON COUNTY R-1	9429	WEST WOODS ELEMENTARY SCHOOL	628	9	0	619	9	1.43%	0%	1.43%
1420	JEFFERSON COUNTY R-1	9432	DENNISON ELEMENTARY SCHOOL	624	15	15	594	30	2.40%	2.40%	4.81%
1420	JEFFERSON COUNTY R-1	9490	WESTRIDGE ELEMENTARY SCHOOL	625	36	20	516	56	5.76%	3.20%	8.96%
1420	JEFFERSON COUNTY R-1	9506	WHEAT RIDGE MIDDLE SCHOOL	350	265	27	57	292	75.71%	7.71%	83.43%
1420	JEFFERSON COUNTY R-1	9510	WHEAT RIDGE HIGH SCHOOL	1,359	264	87	1,003	351	19.43%	6.40%	25.83%
1420	JEFFERSON COUNTY R-1	9638	WILMORE DAVIS ELEMENTARY SCHOOL	313	136	30	147	166	43.45%	9.58%	53.04%
1420	JEFFERSON COUNTY R-1	9648	WILMOT ELEMENTARY SCHOOL	482	21	9	376	30	4.36%	1.87%	6.22%
1420	JEFFERSON COUNTY R-1	9678	WITT ELEMENTARY SCHOOL	351	86	34	231	120	24.50%	9.69%	34.19%
1420	JEFFERSON COUNTY R-1	9800	ZERGER ELEMENTARY SCHOOL	286	91	23	172	114	31.82%	8.04%	39.86%
1420	JEFFERSON COUNTY R-1		DISTRICT TOTAL	86,182	16,244	4,735	63,587	20,979	18.85%	5.49%	24.34%
1430	EADS RE-1	2328	EADS ELEMENTARY SCHOOL	81	22	10	44	32	27.16%	12.35%	39.51%
1430	EADS RE-1	2332	EADS MIDDLE SCHOOL	48	12	10	26	22	25%	20.83%	45.83%
1430	EADS RE-1	2336	EADS HIGH SCHOOL	63	7	6	50	13	11.11%	9.52%	20.63%
1430	EADS RE-1		DISTRICT TOTAL	192	41	26	120	67	21.35%	13.54%	34.90%
1440	PLAINVIEW RE-2	6992	PLAINVIEW ELEMENTARY SCHOOL	39	17	7	13	24	43.59%	17.95%	61.54%
1440	PLAINVIEW RE-2	7009	PLAINVIEW JUNIOR-SENIOR HIGH SCHOOL	22	2	8	12	10	9.09%	36.36%	45.45%
1440	PLAINVIEW RE-2		DISTRICT TOTAL	61	19	15	25	34	31.15%	24.59%	55.74%
1450	ARRIBA-FLAGLER C-20	2956	FLAGLER ELEMENTARY SCHOOL	88	32	16	30	48	36.36%	18.18%	54.55%
1450	ARRIBA-FLAGLER C-20	2958	FLAGLER MIDDLE SCHOOL	23	7	3	13	10	30.43%	13.04%	43.48%
1450	ARRIBA-FLAGLER C-20	2960	FLAGLER SENIOR HIGH SCHOOL	61	16	4	41	20	26.23%	6.56%	32.79%
1450	ARRIBA-FLAGLER C-20		DISTRICT TOTAL	172	55	23	84	78	31.98%	13.37%	45.35%
1460	HI-PLAINS R-23	7746	HI PLAINS UNDIVIDED HIGH SCHOOL	61	19	15	27	34	31.15%	24.59%	55.74%
1460	HI-PLAINS R-23	9164	HI PLAINS ELEMENTARY SCHOOL	53	20	19	13	39	37.74%	35.85%	73.58%
1460	HI-PLAINS R-23		DISTRICT TOTAL	114	39	34	40	73	34.21%	29.82%	64.04%
1480	STRATTON R-4	8342	STRATTON ELEMENTARY SCHOOL	104	27	21	50	48	25.96%	20.19%	46.15%
1480	STRATTON R-4	8351	STRATTON MIDDLE SCHOOL	43	15	5	23	20	34.88%	11.63%	46.51%
1480	STRATTON R-4	8354	STRATTON SENIOR HIGH SCHOOL	87	21	12	54	33	24.14%	13.79%	37.93%
1480	STRATTON R-4		DISTRICT TOTAL	234	63	38	127	101	26.92%	16.24%	43.16%
1490	BETHUNE R-5	0832	BETHUNE ELEMENTARY SCHOOL	65	29	12	23	41	44.62%	18.46%	63.08%
1490	BETHUNE R-5	0842	BETHUNE JUNIOR-SENIOR HIGH SCHOOL	59	25	10	24	35	42.37%	16.95%	59.32%

COLORADO DEPARTMENT OF EDUCATION
FALL 2007 PK-12 FREE AND REDUCED LUNCH BY SCHOOL

District Code	District Name	School Code	School Name	PK-12	FREE	REDUCED	Not Eligible	FREE AND REDUCED	% Free	% Reduced	% FRED
1490	BETHUNE R-5		DISTRICT TOTAL	124	54	22	47	76	43.55%	17.74%	61.29%
1500	BURLINGTON RE-6J	1144	BURLINGTON ELEMENTARY SCHOOL	338	133	63	98	196	39.35%	18.64%	57.99%
1500	BURLINGTON RE-6J	1150	BURLINGTON MIDDLE SCHOOL	210	67	38	105	105	31.90%	18.10%	50%
1500	BURLINGTON RE-6J	1152	BURLINGTON HIGH SCHOOL	228	72	34	122	106	31.58%	14.91%	46.49%
1500	BURLINGTON RE-6J		DISTRICT TOTAL	776	272	135	325	407	35.05%	17.40%	52.45%
1510	LAKE COUNTY R-1	4901	LAKE COUNTY MIDDLE SCHOOL	317	155	46	116	201	48.90%	14.51%	63.41%
1510	LAKE COUNTY R-1	4904	LAKE COUNTY HIGH SCHOOL	323	103	48	166	151	31.89%	14.86%	46.75%
1510	LAKE COUNTY R-1	8804	PITTS ELEMENTARY SCHOOL	311	93	34	140	127	29.90%	10.93%	40.84%
1510	LAKE COUNTY R-1	9486	WESTPARK ELEMENTARY SCHOOL	267	141	49	77	190	52.81%	18.35%	71.16%
1510	LAKE COUNTY R-1		DISTRICT TOTAL	1,218	492	177	499	669	40.39%	14.53%	54.93%
1520	DURANGO 9-R	0225	ANIMAS VALLEY ELEMENTARY SCHOOL	256	60	29	167	89	23.44%	11.33%	34.77%
1520	DURANGO 9-R	2318	DURANGO HIGH SCHOOL	1,504	186	101	1,208	287	12.37%	6.72%	19.08%
1520	DURANGO 9-R	2319	DURANGO SECOND CHANCE	88	8	0	80	8	9.09%	0%	9.09%
1520	DURANGO 9-R	3012	FLORIDA MESA ELEMENTARY SCHOOL	325	106	40	177	146	32.62%	12.31%	44.92%
1520	DURANGO 9-R	3050	FORT LEWIS MESA ELEMENTARY SCHOOL	170	44	25	98	69	25.88%	14.71%	40.59%
1520	DURANGO 9-R	5888	MILLER MIDDLE SCHOOL	507	85	28	393	113	16.77%	5.52%	22.29%
1520	DURANGO 9-R	6222	NEEDHAM ELEMENTARY SCHOOL	442	100	24	310	124	22.62%	5.43%	28.05%
1520	DURANGO 9-R	6738	PARK ELEMENTARY SCHOOL	441	115	50	268	165	26.08%	11.34%	37.41%
1520	DURANGO 9-R	7402	RIVERVIEW ELEMENTARY SCHOOL	422	60	27	326	87	14.22%	6.40%	20.62%
1520	DURANGO 9-R	7994	ESCALANTE MIDDLE SCHOOL	541	118	58	362	176	21.81%	10.72%	32.53%
1520	DURANGO 9-R	8388	SUNNYSIDE ELEMENTARY SCHOOL	124	29	30	61	59	23.39%	24.19%	47.58%
1520	DURANGO 9-R		DISTRICT TOTAL	4,820	911	412	3,450	1,323	18.90%	8.55%	27.45%
1530	BAYFIELD 10 JT-R	0632	BAYFIELD ELEMENTARY SCHOOL	610	85	57	468	142	13.93%	9.34%	23.28%
1530	BAYFIELD 10 JT-R	0636	BAYFIELD MIDDLE SCHOOL	299	33	25	241	58	11.04%	8.36%	19.40%
1530	BAYFIELD 10 JT-R	0640	BAYFIELD HIGH SCHOOL	449	34	19	396	53	7.57%	4.23%	11.80%
1530	BAYFIELD 10 JT-R		DISTRICT TOTAL	1,358	152	101	1,105	253	11.19%	7.44%	18.63%
1540	IGNACIO 11 JT	4250	IGNACIO ELEMENTARY SCHOOL	243	110	32	101	142	45.27%	13.17%	58.44%
1540	IGNACIO 11 JT	4252	IGNACIO INTERMEDIATE SCHOOL	156	65	19	72	84	41.67%	12.18%	53.85%
1540	IGNACIO 11 JT	4254	IGNACIO JUNIOR HIGH SCHOOL	121	44	15	62	59	36.36%	12.40%	48.76%
1540	IGNACIO 11 JT	4258	IGNACIO HIGH SCHOOL	224	60	32	131	92	26.79%	14.29%	41.07%
1540	IGNACIO 11 JT	6945	PINE RIVER VALLEY HIGH SCHOOL	67	7	1	59	8	10.45%	1.49%	11.94%
1540	IGNACIO 11 JT		DISTRICT TOTAL	811	286	99	425	385	35.27%	12.21%	47.47%
1550	POUDRE R-1	0000	NOT IN A SCHOOL	11	6	1	4	7	54.55%	9.09%	63.64%
1550	POUDRE R-1	0146	RIDGEVIEW CLASSICAL CHARTER SCHOOLS	734	63	20	650	83	8.58%	2.72%	11.31%
1550	POUDRE R-1	0477	ZACH ELEMENTARY SCHOOL	609	17	9	583	26	2.79%	1.48%	4.27%
1550	POUDRE R-1	0490	BACON ELEMENTARY SCHOOL	536	53	13	447	66	9.89%	2.43%	12.31%
1550	POUDRE R-1	0550	BARTON PREKINDERGARTEN	262	45	5	61	50	17.18%	1.91%	19.08%
1550	POUDRE R-1	0612	BAUDER ELEMENTARY SCHOOL	370	97	25	229	122	26.22%	6.76%	32.97%
1550	POUDRE R-1	0678	BEATTIE ELEMENTARY SCHOOL	395	95	36	258	131	24.05%	9.11%	33.16%
1550	POUDRE R-1	0766	BENNETT ELEMENTARY SCHOOL	456	84	14	358	98	18.42%	3.07%	21.49%
1550	POUDRE R-1	0892	BLEVINS JUNIOR HIGH SCHOOL	539	117	41	380	158	21.71%	7.61%	29.31%
1550	POUDRE R-1	0898	BOLTZ JUNIOR HIGH SCHOOL	650	111	33	505	144	17.08%	5.08%	22.15%
1550	POUDRE R-1	1186	CACHE LA POUDRE ELEMENTARY SCHOOL	390	107	36	229	143	27.44%	9.23%	36.67%
1550	POUDRE R-1	1190	CACHE LA POUDRE JUNIOR HIGH SCHOOL	412	57	20	335	77	13.83%	4.85%	18.69%
1550	POUDRE R-1	2298	DUNN ELEMENTARY SCHOOL	442	88	29	324	117	19.91%	6.56%	26.47%
1550	POUDRE R-1	3046	FORT COLLINS HIGH SCHOOL	1,193	29	3	1,152	32	2.43%	0.25%	2.68%
1550	POUDRE R-1	3105	FOSSIL RIDGE HIGH SCHOOL	1,062	33	25	1,001	58	3.11%	2.35%	5.46%
1550	POUDRE R-1	3760	CENTENNIAL HIGH SCHOOL	133	40	5	82	45	30.08%	3.76%	33.83%
1550	POUDRE R-1	3787	HARRIS BILINGUAL ELEMENTARY SCHOOL	354	160	19	161	179	45.20%	5.37%	50.56%
1550	POUDRE R-1	3791	LAB ELEMENTARY SCHOOL FOR CREATIVE LEARNING	120	19	2	99	21	15.83%	1.67%	17.50%
1550	POUDRE R-1	4282	IRISH ELEMENTARY SCHOOL	413	289	19	74	308	69.98%	4.60%	74.58%

COLORADO DEPARTMENT OF EDUCATION
FALL 2007 PK-12 FREE AND REDUCED LUNCH BY SCHOOL

District Code	District Name	School Code	School Name	PK-12	FREE	REDUCED	Not Eligible	FREE AND REDUCED	% Free	% Reduced	% FRED
1550	POUDRE R-1	4456	JOHNSON ELEMENTARY SCHOOL	490	73	25	391	98	14.90%	5.10%	20%
1550	POUDRE R-1	4698	KINARD JUNIOR HIGH SCHOOL	781	45	22	714	67	5.76%	2.82%	8.58%
1550	POUDRE R-1	4793	KRUSE ELEMENTARY SCHOOL	503	52	17	434	69	10.34%	3.38%	13.72%
1550	POUDRE R-1	5014	LAUREL ELEMENTARY SCHOOL	350	198	26	125	224	56.57%	7.43%	64%
1550	POUDRE R-1	5068	LESHER JUNIOR HIGH SCHOOL	620	163	35	422	198	26.29%	5.65%	31.94%
1550	POUDRE R-1	5120	LIBERTY COMMON CHARTER SCHOOL	582	11	10	561	21	1.89%	1.72%	3.61%
1550	POUDRE R-1	5168	LINCOLN JUNIOR HIGH SCHOOL	407	233	21	152	254	57.25%	5.16%	62.41%
1550	POUDRE R-1	5196	LINTON ELEMENTARY SCHOOL	492	113	19	356	132	22.97%	3.86%	26.83%
1550	POUDRE R-1	5234	LIVERMORE ELEMENTARY SCHOOL	74	5	0	69	5	6.76%	0%	6.76%
1550	POUDRE R-1	5292	LOPEZ ELEMENTARY SCHOOL	460	85	24	350	109	18.48%	5.22%	23.70%
1550	POUDRE R-1	5688	MC GRAW ELEMENTARY SCHOOL	540	46	13	470	59	8.52%	2.41%	10.93%
1550	POUDRE R-1	6078	MOORE ELEMENTARY SCHOOL	289	154	31	94	185	53.29%	10.73%	64.01%
1550	POUDRE R-1	6476	O'DEA ELEMENTARY SCHOOL	366	110	30	214	140	30.05%	8.20%	38.25%
1550	POUDRE R-1	6482	OLANDER ELEMENTARY SCHOOL	390	58	20	312	78	14.87%	5.13%	20%
1550	POUDRE R-1	6815	PEAK ALTERNATIVE PROGRAM	22	10	1	11	11	45.45%	4.55%	50%
1550	POUDRE R-1	7104	POLARIS EXPEDITIONARY LEARNING SCHOOL	191	32	10	148	42	16.75%	5.24%	21.99%
1550	POUDRE R-1	7124	POUDRE HIGH SCHOOL	1,741	273	80	1,372	353	15.68%	4.60%	20.28%
1550	POUDRE R-1	7127	POUDRE TRANSITION CENTER	105	38	1	46	39	36.19%	0.95%	37.14%
1550	POUDRE R-1	7161	PRESTON JUNIOR HIGH SCHOOL	810	62	27	721	89	7.65%	3.33%	10.99%
1550	POUDRE R-1	7218	PUTNAM ELEMENTARY SCHOOL	406	248	42	101	290	61.08%	10.34%	71.43%
1550	POUDRE R-1	7290	RED FEATHER LAKES ELEMENTARY SCHOOL	40	6	3	31	9	15%	7.50%	22.50%
1550	POUDRE R-1	7325	RICE ELEMENTARY SCHOOL	317	56	29	232	85	17.67%	9.15%	26.81%
1550	POUDRE R-1	7350	RIFFENBURGH ELEMENTARY SCHOOL	368	68	18	282	86	18.48%	4.89%	23.37%
1550	POUDRE R-1	7470	ROCKY MOUNTAIN HIGH SCHOOL	1,743	171	55	1,515	226	9.81%	3.16%	12.97%
1550	POUDRE R-1	7834	SHEPARDSON ELEMENTARY SCHOOL	424	46	12	366	58	10.85%	2.83%	13.68%
1550	POUDRE R-1	8318	STOVE PRAIRIE ELEMENTARY SCHOOL	49	4	1	44	5	8.16%	2.04%	10.20%
1550	POUDRE R-1	8460	TAVELLI ELEMENTARY SCHOOL	606	165	28	413	193	27.23%	4.62%	31.85%
1550	POUDRE R-1	8540	MOUNTAIN VIEW JUNIOR HIGH	33	17	2	14	19	51.52%	6.06%	57.58%
1550	POUDRE R-1	8852	TIMNATH ELEMENTARY SCHOOL	579	96	22	459	118	16.58%	3.80%	20.38%
1550	POUDRE R-1	9251	TRAUT CORE ELEMENTARY SCHOOL	525	13	6	506	19	2.48%	1.14%	3.62%
1550	POUDRE R-1	9330	WEBBER JUNIOR HIGH SCHOOL	833	78	39	714	117	9.36%	4.68%	14.05%
1550	POUDRE R-1	9370	EYESTONE ELEMENTARY SCHOOL	544	134	56	331	190	24.63%	10.29%	34.93%
1550	POUDRE R-1	9374	WELLINGTON JUNIOR HIGH SCHOOL	332	78	35	219	113	23.49%	10.54%	34.04%
1550	POUDRE R-1	9380	WERNER ELEMENTARY SCHOOL	517	35	7	469	42	6.77%	1.35%	8.12%
1550	POUDRE R-1		DISTRICT TOTAL	25,610	4,486	1,122	19,590	5,608	17.52%	4.38%	21.90%
1560	THOMPSON R-2J	0000	NOT IN A SCHOOL	1	0	0	0	0	0%	0%	0%
1560	THOMPSON R-2J	0510	CONRAD BALL MIDDLE SCHOOL	708	191	72	442	263	26.98%	10.17%	37.15%
1560	THOMPSON R-2J	0808	BERTHOUD ELEMENTARY SCHOOL	430	51	6	373	57	11.86%	1.40%	13.26%
1560	THOMPSON R-2J	0812	BERTHOUD HIGH SCHOOL	682	51	27	602	78	7.48%	3.96%	11.44%
1560	THOMPSON R-2J	0865	B F KITCHEN ELEMENTARY SCHOOL	201	67	29	105	96	33.33%	14.43%	47.76%
1560	THOMPSON R-2J	0870	BIG THOMPSON ELEMENTARY SCHOOL	192	29	13	150	42	15.10%	6.77%	21.88%
1560	THOMPSON R-2J	0890	MARY BLAIR ELEMENTARY SCHOOL	479	132	31	315	163	27.56%	6.47%	34.03%
1560	THOMPSON R-2J	1323	CARRIE MARTIN ELEMENTARY SCHOOL	308	50	15	243	65	16.23%	4.87%	21.10%
1560	THOMPSON R-2J	1385	CENTENNIAL ELEMENTARY SCHOOL	349	40	21	287	61	11.46%	6.02%	17.48%
1560	THOMPSON R-2J	1920	COTTONWOOD PLAINS ELEMENTARY SCHOOL	561	133	26	402	159	23.71%	4.63%	28.34%
1560	THOMPSON R-2J	3320	GARFIELD ELEMENTARY SCHOOL	258	95	15	147	110	36.82%	5.81%	42.64%
1560	THOMPSON R-2J	4332	IVY STOCKWELL ELEMENTARY SCHOOL	337	59	18	260	77	17.51%	5.34%	22.85%
1560	THOMPSON R-2J	5018	LAURENE EDMONDSON ELEMENTARY SCHOOL	293	77	20	193	97	26.28%	6.83%	33.11%
1560	THOMPSON R-2J	5170	LINCOLN ELEMENTARY SCHOOL	382	96	33	252	129	25.13%	8.64%	33.77%
1560	THOMPSON R-2J	5312	BILL REED MIDDLE SCHOOL	598	202	68	327	270	33.78%	11.37%	45.15%
1560	THOMPSON R-2J	5316	LOVELAND HIGH SCHOOL	1,679	246	82	1,336	328	14.65%	4.88%	19.54%

COLORADO DEPARTMENT OF EDUCATION
FALL 2007 PK-12 FREE AND REDUCED LUNCH BY SCHOOL

District Code	District Name	School Code	School Name	PK-12	FREE	REDUCED	Not Eligible	FREE AND REDUCED	% Free	% Reduced	% FRED
1560	THOMPSON R-2J	5335	LUCILE ERWIN MIDDLE SCHOOL	841	134	60	644	194	15.93%	7.13%	23.07%
1560	THOMPSON R-2J	5393	MADISON EARLY CHILDHOOD CENTER	291	60	16	86	76	20.62%	5.50%	26.12%
1560	THOMPSON R-2J	5992	MONROE ELEMENTARY SCHOOL	399	158	25	213	183	39.60%	6.27%	45.86%
1560	THOMPSON R-2J	6163	MOUNTAIN VIEW HIGH SCHOOL	1,199	259	92	838	351	21.60%	7.67%	29.27%
1560	THOMPSON R-2J	6194	NAMAQUA ELEMENTARY SCHOOL	504	60	18	426	78	11.90%	3.57%	15.48%
1560	THOMPSON R-2J	6220	NEW VISION CHARTER SCHOOL	383	28	14	341	42	7.31%	3.66%	10.97%
1560	THOMPSON R-2J	7640	SARAH MILNER ELEMENTARY SCHOOL	346	124	28	194	152	35.84%	8.09%	43.93%
1560	THOMPSON R-2J	7650	STANSBERRY ELEMENTARY SCHOOL	243	63	17	161	80	25.93%	7%	32.92%
1560	THOMPSON R-2J	8824	THOMPSON VALLEY HIGH SCHOOL	1,471	220	98	1,145	318	14.96%	6.66%	21.62%
1560	THOMPSON R-2J	8918	TRUSCOTT ELEMENTARY SCHOOL	283	123	41	119	164	43.46%	14.49%	57.95%
1560	THOMPSON R-2J	8925	TURNER MIDDLE SCHOOL	427	40	23	362	63	9.37%	5.39%	14.75%
1560	THOMPSON R-2J	9055	VAN BUREN ELEMENTARY SCHOOL	262	70	28	160	98	26.72%	10.69%	37.40%
1560	THOMPSON R-2J	9228	WALT CLARK MIDDLE SCHOOL	678	106	48	521	154	15.63%	7.08%	22.71%
1560	THOMPSON R-2J	9260	HAROLD FERGUSON HIGH SCHOOL	99	37	11	50	48	37.37%	11.11%	48.48%
1560	THOMPSON R-2J	9674	WINONA ELEMENTARY SCHOOL	421	187	31	201	218	44.42%	7.36%	51.78%
1560	THOMPSON R-2J		DISTRICT TOTAL	15,305	3,188	1,026	10,895	4,214	20.83%	6.70%	27.53%
1570	PARK (ESTES PARK) R-3	2790	ESTES PARK K-5 SCHOOL	494	135	35	324	170	27.33%	7.09%	34.41%
1570	PARK (ESTES PARK) R-3	2792	ESTES PARK MIDDLE SCHOOL	303	43	18	241	61	14.19%	5.94%	20.13%
1570	PARK (ESTES PARK) R-3	2794	ESTES PARK HIGH SCHOOL	409	53	14	342	67	12.96%	3.42%	16.38%
1570	PARK (ESTES PARK) R-3		DISTRICT TOTAL	1,206	231	67	907	298	19.15%	5.56%	24.71%
1580	TRINIDAD 1	1386	TRINIDAD MIDDLE SCHOOL	346	164	46	136	210	47.40%	13.29%	60.69%
1580	TRINIDAD 1	2481	ECKHART ELEMENTARY SCHOOL	255	118	38	99	156	46.27%	14.90%	61.18%
1580	TRINIDAD 1	2944	FISHER'S PEAK ELEMENTARY SCHOOL	481	241	64	176	305	50.10%	13.31%	63.41%
1580	TRINIDAD 1	8906	TRINIDAD HIGH SCHOOL	411	148	80	183	228	36.01%	19.46%	55.47%
1580	TRINIDAD 1		DISTRICT TOTAL	1,493	671	228	594	899	44.94%	15.27%	60.21%
1590	PRIMERO REORGANIZED 2	7160	PRIMERO ELEMENTARY SCHOOL	106	26	5	65	31	24.53%	4.72%	29.25%
1590	PRIMERO REORGANIZED 2	7164	PRIMERO JUNIOR-SENIOR HIGH SCHOOL	127	36	9	82	45	28.35%	7.09%	35.43%
1590	PRIMERO REORGANIZED 2		DISTRICT TOTAL	233	62	14	147	76	26.61%	6.01%	32.62%
1600	HOEHNE REORGANIZED 3	4044	HOEHNE ELEMENTARY SCHOOL	156	31	26	99	57	19.87%	16.67%	36.54%
1600	HOEHNE REORGANIZED 3	4045	HOEHNE JUNIOR HIGH SCHOOL	61	12	14	35	26	19.67%	22.95%	42.62%
1600	HOEHNE REORGANIZED 3	4048	HOEHNE HIGH SCHOOL	120	15	33	72	48	12.50%	27.50%	40%
1600	HOEHNE REORGANIZED 3		DISTRICT TOTAL	337	58	73	206	131	17.21%	21.66%	38.87%
1620	AGUILAR REORGANIZED 6	0058	AGUILAR ELEMENTARY SCHOOL	79	53	1	14	54	67.09%	1.27%	68.35%
1620	AGUILAR REORGANIZED 6	0066	AGUILAR JUNIOR-SENIOR HIGH SCHOOL	75	49	6	20	55	65.33%	8%	73.33%
1620	AGUILAR REORGANIZED 6		DISTRICT TOTAL	154	102	7	34	109	66.23%	4.55%	70.78%
1750	BRANSON REORGANIZED 82	0948	BRANSON ALTERNATIVE SCHOOL	570	66	59	432	125	11.58%	10.35%	21.93%
1750	BRANSON REORGANIZED 82	0974	BRANSON ELEMENTARY SCHOOL	25	6	5	14	11	24%	20%	44%
1750	BRANSON REORGANIZED 82	0978	BRANSON UNDIVIDED HIGH SCHOOL	28	11	5	12	16	39.29%	17.86%	57.14%
1750	BRANSON REORGANIZED 82	0979	BRANSON SCHOOL ONLINE GED PREP	30	2	2	23	4	6.67%	6.67%	13.33%
1750	BRANSON REORGANIZED 82		DISTRICT TOTAL	653	85	71	481	156	13.02%	10.87%	23.89%
1760	KIM REORGANIZED 88	4690	KIM ELEMENTARY SCHOOL	29	7	2	16	9	24.14%	6.90%	31.03%
1760	KIM REORGANIZED 88	4694	KIM UNDIVIDED HIGH SCHOOL	34	13	3	18	16	38.24%	8.82%	47.06%
1760	KIM REORGANIZED 88		DISTRICT TOTAL	63	20	5	34	25	31.75%	7.94%	39.68%
1780	GENOA-HUGO C113	4158	GENOA-HUGO ELEMENTARY SCHOOL	103	47	8	32	55	45.63%	7.77%	53.40%
1780	GENOA-HUGO C113	4160	GENOA-HUGO MIDDLE SCHOOL	48	23	4	21	27	47.92%	8.33%	56.25%
1780	GENOA-HUGO C113	4162	GENOA-HUGO SENIOR HIGH SCHOOL	57	14	5	38	19	24.56%	8.77%	33.33%
1780	GENOA-HUGO C113		DISTRICT TOTAL	208	84	17	91	101	40.38%	8.17%	48.56%
1790	LIMON RE-4J	5132	LIMON ELEMENTARY SCHOOL	223	77	19	127	96	34.53%	8.52%	43.05%
1790	LIMON RE-4J	5136	LIMON JUNIOR-SENIOR HIGH SCHOOL	284	53	28	201	81	18.66%	9.86%	28.52%
1790	LIMON RE-4J		DISTRICT TOTAL	507	130	47	328	177	25.64%	9.27%	34.91%
1810	KARVAL RE-23	4502	KARVAL ELEMENTARY SCHOOL	26	6	4	12	10	23.08%	15.38%	38.46%

COLORADO DEPARTMENT OF EDUCATION
FALL 2007 PK-12 FREE AND REDUCED LUNCH BY SCHOOL

District Code	District Name	School Code	School Name	PK-12	FREE	REDUCED	Not Eligible	FREE AND REDUCED	% Free	% Reduced	% FRED
1810	KARVAL RE-23	4504	KARVAL ONLINE EDUCATION	157	21	22	114	43	13.38%	14.01%	27.39%
1810	KARVAL RE-23	4506	KARVAL JUNIOR-SENIOR HIGH SCHOOL	39	9	9	21	18	23.08%	23.08%	46.15%
1810	KARVAL RE-23		DISTRICT TOTAL	222	36	35	147	71	16.22%	15.77%	31.98%
1828	VALLEY RE-1	0202	SMITH HIGH SCHOOL	24	10	3	11	13	41.67%	12.50%	54.17%
1828	VALLEY RE-1	0515	AYRES ELEMENTARY SCHOOL	467	174	51	242	225	37.26%	10.92%	48.18%
1828	VALLEY RE-1	1220	CALICHE ELEMENTARY SCHOOL	149	34	16	98	50	22.82%	10.74%	33.56%
1828	VALLEY RE-1	1224	CALICHE JUNIOR-SENIOR HIGH SCHOOL	115	24	22	69	46	20.87%	19.13%	40%
1828	VALLEY RE-1	1321	CAMPBELL ELEMENTARY SCHOOL	470	171	40	259	211	36.38%	8.51%	44.89%
1828	VALLEY RE-1	3729	HAGEN EARLY EDUCATION CENTER	120	39	32	45	71	32.50%	26.67%	59.17%
1828	VALLEY RE-1	8256	STERLING MIDDLE SCHOOL	503	178	49	274	227	35.39%	9.74%	45.13%
1828	VALLEY RE-1	8260	STERLING HIGH SCHOOL	653	124	59	467	183	18.99%	9.04%	28.02%
1828	VALLEY RE-1		DISTRICT TOTAL	2,501	754	272	1,465	1,026	30.15%	10.88%	41.02%
1850	FRENCHMAN RE-3	2980	FLEMING ELEMENTARY SCHOOL	109	9	26	70	35	8.26%	23.85%	32.11%
1850	FRENCHMAN RE-3	2988	FLEMING HIGH SCHOOL	95	14	20	61	34	14.74%	21.05%	35.79%
1850	FRENCHMAN RE-3		DISTRICT TOTAL	204	23	46	131	69	11.27%	22.55%	33.82%
1860	BUFFALO RE-4	5802	MERINO ELEMENTARY SCHOOL	164	25	22	117	47	15.24%	13.41%	28.66%
1860	BUFFALO RE-4	5806	MERINO JUNIOR SENIOR HIGH SCHOOL	157	25	27	105	52	15.92%	17.20%	33.12%
1860	BUFFALO RE-4		DISTRICT TOTAL	321	50	49	222	99	15.58%	15.26%	30.84%
1870	PLATEAU RE-5	6834	PEETZ ELEMENTARY SCHOOL	83	28	10	39	38	33.73%	12.05%	45.78%
1870	PLATEAU RE-5	6838	PEETZ JUNIOR-SENIOR HIGH SCHOOL	75	26	4	45	30	34.67%	5.33%	40%
1870	PLATEAU RE-5		DISTRICT TOTAL	158	54	14	84	68	34.18%	8.86%	43.04%
1980	DE BEQUE 49JT	2122	DE BEQUE ELEMENTARY SCHOOL	97	22	14	51	36	22.68%	14.43%	37.11%
1980	DE BEQUE 49JT	2126	DE BEQUE UNDIVIDED HIGH SCHOOL	58	10	8	40	18	17.24%	13.79%	31.03%
1980	DE BEQUE 49JT		DISTRICT TOTAL	155	32	22	91	54	20.65%	14.19%	34.84%
1990	PLATEAU VALLEY 50	3582	GRAND MESA HIGH SCHOOL	167	0	0	167	0	0%	0%	0%
1990	PLATEAU VALLEY 50	7024	PLATEAU VALLEY ELEMENTARY SCHOOL	150	20	7	115	27	13.33%	4.67%	18%
1990	PLATEAU VALLEY 50	7028	PLATEAU VALLEY MIDDLE SCHOOL	64	9	6	49	15	14.06%	9.38%	23.44%
1990	PLATEAU VALLEY 50	7032	PLATEAU VALLEY HIGH SCHOOL	98	10	6	82	16	10.20%	6.12%	16.33%
1990	PLATEAU VALLEY 50		DISTRICT TOTAL	479	39	19	413	58	8.14%	3.97%	12.11%
2000	MESA COUNTY VALLEY 51	0000	NOT IN A SCHOOL	27	3	0	12	3	11.11%	0%	11.11%
2000	MESA COUNTY VALLEY 51	0262	APPLETON ELEMENTARY SCHOOL	387	55	20	308	75	14.21%	5.17%	19.38%
2000	MESA COUNTY VALLEY 51	0361	FRUITA 8/9 SCHOOL	754	162	54	538	216	21.49%	7.16%	28.65%
2000	MESA COUNTY VALLEY 51	0362	RIM ROCK ELEMENTARY SCHOOL	593	108	47	431	155	18.21%	7.93%	26.14%
2000	MESA COUNTY VALLEY 51	0363	PEAR PARK ELEMENTARY SCHOOL	397	160	53	179	213	40.30%	13.35%	53.65%
2000	MESA COUNTY VALLEY 51	0900	BOOKCLIFF MIDDLE SCHOOL	496	242	23	231	265	48.79%	4.64%	53.43%
2000	MESA COUNTY VALLEY 51	1046	BROADWAY ELEMENTARY SCHOOL	296	39	7	243	46	13.18%	2.36%	15.54%
2000	MESA COUNTY VALLEY 51	1450	CENTRAL HIGH SCHOOL	1,697	455	130	1,112	585	26.81%	7.66%	34.47%
2000	MESA COUNTY VALLEY 51	1520	CHATFIELD ELEMENTARY SCHOOL	414	196	42	176	238	47.34%	10.14%	57.49%
2000	MESA COUNTY VALLEY 51	1686	CLIFTON ELEMENTARY SCHOOL	446	260	39	137	299	58.30%	8.74%	67.04%
2000	MESA COUNTY VALLEY 51	1848	COLUMBINE ELEMENTARY SCHOOL	163	74	16	67	90	45.40%	9.82%	55.21%
2000	MESA COUNTY VALLEY 51	2128	INDEPENDENCE ACADEMY	167	1	0	166	1	0.60%	0%	0.60%
2000	MESA COUNTY VALLEY 51	2224	DOS RIOS ELEMENTARY SCHOOL	429	241	41	142	282	56.18%	9.56%	65.73%
2000	MESA COUNTY VALLEY 51	2297	DUAL IMMERSION ACADEMY SCHOOL	234	138	16	80	154	58.97%	6.84%	65.81%
2000	MESA COUNTY VALLEY 51	2392	EAST MIDDLE SCHOOL	468	171	42	255	213	36.54%	8.97%	45.51%
2000	MESA COUNTY VALLEY 51	2724	NEW EMERSON SCHOOL AT COLUMBUS	130	11	8	111	19	8.46%	6.15%	14.62%
2000	MESA COUNTY VALLEY 51	3244	FRUITA MIDDLE SCHOOL	547	137	59	351	196	25.05%	10.79%	35.83%
2000	MESA COUNTY VALLEY 51	3262	FRUITVALE ELEMENTARY SCHOOL	507	181	43	279	224	35.70%	8.48%	44.18%
2000	MESA COUNTY VALLEY 51	3350	GATEWAY SCHOOL	36	10	4	21	14	27.78%	11.11%	38.89%
2000	MESA COUNTY VALLEY 51	3570	GRAND JUNCTION HIGH SCHOOL	1,695	428	99	1,168	527	25.25%	5.84%	31.09%
2000	MESA COUNTY VALLEY 51	3584	GRAND MESA MIDDLE SCHOOL	666	225	92	347	317	33.78%	13.81%	47.60%
2000	MESA COUNTY VALLEY 51	3825	HAWTHORNE BUILDING	29	0	0	26	0	0%	0%	0%

COLORADO DEPARTMENT OF EDUCATION
FALL 2007 PK-12 FREE AND REDUCED LUNCH BY SCHOOL

District Code	District Name	School Code	School Name	PK-12	FREE	REDUCED	Not Eligible	FREE AND REDUCED	% Free	% Reduced	% FRED
2000	MESA COUNTY VALLEY 51	5210	LINCOLN ORCHARD MESA ELEMENTARY SCHOOL	382	127	33	217	160	33.25%	8.64%	41.88%
2000	MESA COUNTY VALLEY 51	5214	LINCOLN PARK ELEMENTARY SCHOOL	235	171	13	51	184	72.77%	5.53%	78.30%
2000	MESA COUNTY VALLEY 51	5244	LOMA ELEMENTARY SCHOOL	304	70	19	211	89	23.03%	6.25%	29.28%
2000	MESA COUNTY VALLEY 51	5842	MESA VIEW ELEMENTARY SCHOOL	404	124	29	247	153	30.69%	7.18%	37.87%
2000	MESA COUNTY VALLEY 51	6070	FRUITA MONUMENT HIGH SCHOOL	1,351	161	74	1,114	235	11.92%	5.48%	17.39%
2000	MESA COUNTY VALLEY 51	6166	MOUNT GARFIELD MIDDLE SCHOOL	653	327	46	280	373	50.08%	7.04%	57.12%
2000	MESA COUNTY VALLEY 51	6264	NISLEY ELEMENTARY SCHOOL	469	282	46	136	328	60.13%	9.81%	69.94%
2000	MESA COUNTY VALLEY 51	6554	ORCHARD AVENUE ELEMENTARY SCHOOL	430	134	41	249	175	31.16%	9.53%	40.70%
2000	MESA COUNTY VALLEY 51	6562	ORCHARD MESA MIDDLE SCHOOL	567	224	53	290	277	39.51%	9.35%	48.85%
2000	MESA COUNTY VALLEY 51	6666	PALISADE HIGH SCHOOL	964	324	85	555	409	33.61%	8.82%	42.43%
2000	MESA COUNTY VALLEY 51	7110	POMONA ELEMENTARY SCHOOL	437	116	28	293	144	26.54%	6.41%	32.95%
2000	MESA COUNTY VALLEY 51	7236	R-5 HIGH SCHOOL	246	6	0	239	6	2.44%	0%	2.44%
2000	MESA COUNTY VALLEY 51	7281	REDLANDS MIDDLE SCHOOL	584	93	19	472	112	15.92%	3.25%	19.18%
2000	MESA COUNTY VALLEY 51	7467	ROCKY MOUNTAIN ELEMENTARY SCHOOL	570	388	40	138	428	68.07%	7.02%	75.09%
2000	MESA COUNTY VALLEY 51	7832	SHELLEDY ELEMENTARY SCHOOL	569	149	57	359	206	26.19%	10.02%	36.20%
2000	MESA COUNTY VALLEY 51	8462	TAYLOR ELEMENTARY SCHOOL	377	122	25	230	147	32.36%	6.63%	38.99%
2000	MESA COUNTY VALLEY 51	8846	THUNDER MOUNTAIN ELEMENTARY SCHOOL	603	110	46	442	156	18.24%	7.63%	25.87%
2000	MESA COUNTY VALLEY 51	8876	TOPE ELEMENTARY SCHOOL	455	130	27	288	157	28.57%	5.93%	34.51%
2000	MESA COUNTY VALLEY 51	9406	WEST MIDDLE SCHOOL	410	106	25	279	131	25.85%	6.10%	31.95%
2000	MESA COUNTY VALLEY 51	9434	SCENIC ELEMENTARY SCHOOL	277	52	13	212	65	18.77%	4.69%	23.47%
2000	MESA COUNTY VALLEY 51	9673	WINGATE ELEMENTARY SCHOOL	443	74	19	350	93	16.70%	4.29%	20.99%
2000	MESA COUNTY VALLEY 51		DISTRICT TOTAL	21,308	6,587	1,573	13,032	8,160	30.91%	7.38%	38.30%
2010	CREEDE CONSOLIDATED 1	1962	LAMB ELEMENTARY SCHOOL	63	9	4	50	13	14.29%	6.35%	20.63%
2010	CREEDE CONSOLIDATED 1	1966	CREEDE JUNIOR-SENIOR HIGH SCHOOL	60	9	2	49	11	15%	3.33%	18.33%
2010	CREEDE CONSOLIDATED 1		DISTRICT TOTAL	123	18	6	99	24	14.63%	4.88%	19.51%
2020	MOFFAT COUNTY RE:NO 1	1936	CRAIG INTERMEDIATE SCHOOL	329	88	17	223	105	26.75%	5.17%	31.91%
2020	MOFFAT COUNTY RE:NO 1	1938	CRAIG MIDDLE SCHOOL SCHOOL	346	69	28	245	97	19.94%	8.09%	28.03%
2020	MOFFAT COUNTY RE:NO 1	2373	EARLY CHILDHOOD CENTER	136	0	0	111	0	0%	0%	0%
2020	MOFFAT COUNTY RE:NO 1	2374	EAST ELEMENTARY SCHOOL	326	94	27	205	121	28.83%	8.28%	37.12%
2020	MOFFAT COUNTY RE:NO 1	5656	MAYBELL ELEMENTARY SCHOOL	15	0	0	15	0	0%	0%	0%
2020	MOFFAT COUNTY RE:NO 1	5962	MOFFAT COUNTY HIGH SCHOOL	716	113	36	560	149	15.78%	5.03%	20.81%
2020	MOFFAT COUNTY RE:NO 1	7338	RIDGEVIEW ELEMENTARY SCHOOL	237	63	11	163	74	26.58%	4.64%	31.22%
2020	MOFFAT COUNTY RE:NO 1	8398	SUNSET ELEMENTARY SCHOOL	309	84	28	197	112	27.18%	9.06%	36.25%
2020	MOFFAT COUNTY RE:NO 1		DISTRICT TOTAL	2,414	511	147	1,719	658	21.17%	6.09%	27.26%
2035	MONTEZUMA-CORTEZ RE-1	0609	BATTLE ROCK CHARTER SCHOOL	33	17	7	9	24	51.52%	21.21%	72.73%
2035	MONTEZUMA-CORTEZ RE-1	1888	CORTEZ MIDDLE SCHOOL	607	300	73	234	373	49.42%	12.03%	61.45%
2035	MONTEZUMA-CORTEZ RE-1	4546	KEMPER ELEMENTARY SCHOOL	393	170	57	166	227	43.26%	14.50%	57.76%
2035	MONTEZUMA-CORTEZ RE-1	5090	LEWIS-ARRIOLA ELEMENTARY SCHOOL	133	25	24	84	49	18.80%	18.05%	36.84%
2035	MONTEZUMA-CORTEZ RE-1	5436	MANAUGH ELEMENTARY SCHOOL	339	206	47	86	253	60.77%	13.86%	74.63%
2035	MONTEZUMA-CORTEZ RE-1	5451	MESA VERDE ACADEMY	12	0	0	12	0	0%	0%	0%
2035	MONTEZUMA-CORTEZ RE-1	5836	MESA ELEMENTARY SCHOOL	406	206	59	141	265	50.74%	14.53%	65.27%
2035	MONTEZUMA-CORTEZ RE-1	6026	MONTEZUMA-CORTEZ HIGH SCHOOL	831	220	60	551	280	26.47%	7.22%	33.69%
2035	MONTEZUMA-CORTEZ RE-1	7082	PLEASANT VIEW ELEMENTARY SCHOOL	32	12	5	15	17	37.50%	15.63%	53.13%
2035	MONTEZUMA-CORTEZ RE-1	7430	PRESCHOOL/JUMPSTART	83	32	8	43	40	38.55%	9.64%	48.19%
2035	MONTEZUMA-CORTEZ RE-1	8133	SOUTHWEST OPEN CHARTER SCHOOL	159	74	16	69	90	46.54%	10.06%	56.60%
2035	MONTEZUMA-CORTEZ RE-1		DISTRICT TOTAL	3,028	1,262	356	1,410	1,618	41.68%	11.76%	53.43%
2055	DOLORES RE-4A	2204	DOLORES ELEMENTARY SCHOOL	288	96	49	143	145	33.33%	17.01%	50.35%
2055	DOLORES RE-4A	2206	DOLORES MIDDLE SCHOOL	187	42	27	118	69	22.46%	14.44%	36.90%
2055	DOLORES RE-4A	2208	DOLORES HIGH SCHOOL	210	37	18	155	55	17.62%	8.57%	26.19%
2055	DOLORES RE-4A	8500	TEDDY BEAR PRESCHOOL	49	5	3	14	8	10.20%	6.12%	16.33%
2055	DOLORES RE-4A		DISTRICT TOTAL	734	180	97	430	277	24.52%	13.22%	37.74%

COLORADO DEPARTMENT OF EDUCATION
FALL 2007 PK-12 FREE AND REDUCED LUNCH BY SCHOOL

District Code	District Name	School Code	School Name	PK-12	FREE	REDUCED	Not Eligible	FREE AND REDUCED	% Free	% Reduced	% FRED
2070	MANCOS RE-6	5446	MANCOS ELEMENTARY SCHOOL	191	76	22	93	98	39.79%	11.52%	51.31%
2070	MANCOS RE-6	5450	MANCOS MIDDLE SCHOOL	93	34	8	51	42	36.56%	8.60%	45.16%
2070	MANCOS RE-6	5452	MANCOS HIGH SCHOOL	120	31	7	82	38	25.83%	5.83%	31.67%
2070	MANCOS RE-6		DISTRICT TOTAL	404	141	37	226	178	34.90%	9.16%	44.06%
2180	MONTROSE COUNTY RE-1J	0000	NOT IN A SCHOOL	6	1	0	1	1	16.67%	0%	16.67%
2180	MONTROSE COUNTY RE-1J	1392	CENTENNIAL MIDDLE SCHOOL	606	260	79	265	339	42.90%	13.04%	55.94%
2180	MONTROSE COUNTY RE-1J	1915	COTTONWOOD ELEMENTARY SCHOOL	505	111	60	333	171	21.98%	11.88%	33.86%
2180	MONTROSE COUNTY RE-1J	2942	EARLY CHILDHOOD CENTER	251	96	33	29	129	38.25%	13.15%	51.39%
2180	MONTROSE COUNTY RE-1J	4458	JOHNSON ELEMENTARY SCHOOL	582	263	94	225	357	45.19%	16.15%	61.34%
2180	MONTROSE COUNTY RE-1J	6054	COLUMBINE MIDDLE SCHOOL	497	156	48	293	204	31.39%	9.66%	41.05%
2180	MONTROSE COUNTY RE-1J	6058	MONTROSE HIGH SCHOOL	1,314	356	119	827	475	27.09%	9.06%	36.15%
2180	MONTROSE COUNTY RE-1J	6366	NORTHSIDE ELEMENTARY SCHOOL	403	255	48	100	303	63.28%	11.91%	75.19%
2180	MONTROSE COUNTY RE-1J	6466	OAK GROVE ELEMENTARY SCHOOL	376	123	36	217	159	32.71%	9.57%	42.29%
2180	MONTROSE COUNTY RE-1J	6486	OLATHE ELEMENTARY SCHOOL	551	301	95	154	396	54.63%	17.24%	71.87%
2180	MONTROSE COUNTY RE-1J	6490	OLATHE MIDDLE SCHOOL	272	138	55	79	193	50.74%	20.22%	70.96%
2180	MONTROSE COUNTY RE-1J	6494	OLATHE HIGH SCHOOL	349	132	54	158	186	37.82%	15.47%	53.30%
2180	MONTROSE COUNTY RE-1J	6807	PASSAGE CHARTER SCHOOL	24	19	1	4	20	79.17%	4.17%	83.33%
2180	MONTROSE COUNTY RE-1J	7106	POMONA ELEMENTARY SCHOOL	467	180	52	234	232	38.54%	11.13%	49.68%
2180	MONTROSE COUNTY RE-1J	9149	VISTA CHARTER SCHOOL	171	70	25	76	95	40.94%	14.62%	55.56%
2180	MONTROSE COUNTY RE-1J		DISTRICT TOTAL	6,374	2,461	799	2,995	3,260	38.61%	12.54%	51.15%
2190	WEST END RE-2	6196	NATURITA ELEMENTARY SCHOOL	188	49	20	108	69	26.06%	10.64%	36.70%
2190	WEST END RE-2	6436	NUCLA JUNIOR/SENIOR HIGH SCHOOL	113	29	14	70	43	25.66%	12.39%	38.05%
2190	WEST END RE-2	6718	PARADOX VALLEY CHARTER SCHOOL	34	16	7	11	23	47.06%	20.59%	67.65%
2190	WEST END RE-2		DISTRICT TOTAL	335	94	41	189	135	28.06%	12.24%	40.30%
2395	BRUSH RE-2(J)	1094	BRUSH MIDDLE SCHOOL	333	143	51	139	194	42.94%	15.32%	58.26%
2395	BRUSH RE-2(J)	1096	BRUSH HIGH SCHOOL	460	161	39	260	200	35%	8.48%	43.48%
2395	BRUSH RE-2(J)	1438	BEAVER VALLEY ELEMENTARY SCHOOL	334	148	38	148	186	44.31%	11.38%	55.69%
2395	BRUSH RE-2(J)	8832	THOMSON PRIMARY SCHOOL	425	152	53	209	205	35.76%	12.47%	48.24%
2395	BRUSH RE-2(J)		DISTRICT TOTAL	1,552	604	181	756	785	38.92%	11.66%	50.58%
2405	FORT MORGAN RE-3	0492	BAKER CENTRAL SCHOOL	448	253	54	141	307	56.47%	12.05%	68.53%
2405	FORT MORGAN RE-3	1850	COLUMBINE ELEMENTARY SCHOOL	354	209	34	111	243	59.04%	9.60%	68.64%
2405	FORT MORGAN RE-3	3074	FORT MORGAN MIDDLE SCHOOL	475	247	54	173	301	52%	11.37%	63.37%
2405	FORT MORGAN RE-3	3078	FORT MORGAN HIGH SCHOOL	800	355	80	358	435	44.38%	10%	54.38%
2405	FORT MORGAN RE-3	3620	GREEN ACRES ELEMENTARY SCHOOL	288	138	34	116	172	47.92%	11.81%	59.72%
2405	FORT MORGAN RE-3	5180	LINCOLN HIGH SCHOOL	48	27	6	9	33	56.25%	12.50%	68.75%
2405	FORT MORGAN RE-3	6954	PIONEER ELEMENTARY SCHOOL	341	232	51	58	283	68.04%	14.96%	82.99%
2405	FORT MORGAN RE-3	7856	SHERMAN EARLY CHILDHOOD CENTER	363	176	30	124	206	48.48%	8.26%	56.75%
2405	FORT MORGAN RE-3		DISTRICT TOTAL	3,117	1,637	343	1,090	1,980	52.52%	11%	63.52%
2505	WELDON VALLEY RE-20(J)	9352	WELDON VALLEY ELEMENTARY SCHOOL	125	25	12	87	37	20%	9.60%	29.60%
2505	WELDON VALLEY RE-20(J)	9356	WELDON VALLEY JUNIOR HIGH SCHOOL	38	9	3	25	12	23.68%	7.89%	31.58%
2505	WELDON VALLEY RE-20(J)	9360	WELDON VALLEY HIGH SCHOOL	62	19	7	36	26	30.65%	11.29%	41.94%
2505	WELDON VALLEY RE-20(J)		DISTRICT TOTAL	225	53	22	148	75	23.56%	9.78%	33.33%
2515	WIGGINS RE-50(J)	9576	WIGGINS ELEMENTARY SCHOOL	281	77	31	138	108	27.40%	11.03%	38.43%
2515	WIGGINS RE-50(J)	9582	WIGGINS JUNIOR-SENIOR HIGH SCHOOL	305	92	30	183	122	30.16%	9.84%	40%
2515	WIGGINS RE-50(J)		DISTRICT TOTAL	586	169	61	321	230	28.84%	10.41%	39.25%
2520	EAST OTERO R-1	4841	LA JUNTA INTERMEDIATE SCHOOL	298	188	31	79	219	63.09%	10.40%	73.49%
2520	EAST OTERO R-1	4842	LA JUNTA MIDDLE SCHOOL	306	168	32	106	200	54.90%	10.46%	65.36%
2520	EAST OTERO R-1	4843	LA JUNTA PRIMARY SCHOOL	318	214	23	81	237	67.30%	7.23%	74.53%
2520	EAST OTERO R-1	4844	LA JUNTA HIGH SCHOOL	437	169	35	233	204	38.67%	8.01%	46.68%
2520	EAST OTERO R-1	8849	TIGER LEARNING CENTER	23	9	1	13	10	39.13%	4.35%	43.48%
2520	EAST OTERO R-1		DISTRICT TOTAL	1,382	748	122	512	870	54.12%	8.83%	62.95%

COLORADO DEPARTMENT OF EDUCATION
FALL 2007 PK-12 FREE AND REDUCED LUNCH BY SCHOOL

District Code	District Name	School Code	School Name	PK-12	FREE	REDUCED	Not Eligible	FREE AND REDUCED	% Free	% Reduced	% FRED
2530	ROCKY FORD R-2	4418	JEFFERSON MIDDLE SCHOOL	189	134	25	30	159	70.90%	13.23%	84.13%
2530	ROCKY FORD R-2	5114	LIBERTY ELEMENTARY SCHOOL	179	122	22	35	144	68.16%	12.29%	80.45%
2530	ROCKY FORD R-2	7442	ROCKY FORD HIGH SCHOOL	222	120	24	78	144	54.05%	10.81%	64.86%
2530	ROCKY FORD R-2	9264	WASHINGTON PRIMARY SCHOOL	260	163	27	68	190	62.69%	10.38%	73.08%
2530	ROCKY FORD R-2		DISTRICT TOTAL	850	539	98	211	637	63.41%	11.53%	74.94%
2535	MANZANOLA 3J	5498	MANZANOLA ELEMENTARY SCHOOL	108	77	13	18	90	71.30%	12.04%	83.33%
2535	MANZANOLA 3J	5506	MANZANOLA JUNIOR-SENIOR HIGH SCHOOL	111	69	12	30	81	62.16%	10.81%	72.97%
2535	MANZANOLA 3J		DISTRICT TOTAL	219	146	25	48	171	66.67%	11.42%	78.08%
2540	FOWLER R-4J	0056	FOWLER ELEMENTARY SCHOOL	221	67	40	114	107	30.32%	18.10%	48.42%
2540	FOWLER R-4J	3130	FOWLER JUNIOR HIGH SCHOOL	57	18	7	32	25	31.58%	12.28%	43.86%
2540	FOWLER R-4J	3134	FOWLER HIGH SCHOOL	110	32	10	68	42	29.09%	9.09%	38.18%
2540	FOWLER R-4J		DISTRICT TOTAL	388	117	57	214	174	30.15%	14.69%	44.85%
2560	CHERAW 31	1538	CHERAW ELEMENTARY SCHOOL	101	42	15	44	57	41.58%	14.85%	56.44%
2560	CHERAW 31	1546	CHERAW HIGH SCHOOL	52	12	8	32	20	23.08%	15.38%	38.46%
2560	CHERAW 31	1548	CHERAW MIDDLE SCHOOL	44	16	11	17	27	36.36%	25%	61.36%
2560	CHERAW 31		DISTRICT TOTAL	197	70	34	93	104	35.53%	17.26%	52.79%
2570	SWINK 33	8452	SWINK ELEMENTARY SCHOOL	198	54	26	118	80	27.27%	13.13%	40.40%
2570	SWINK 33	8456	SWINK JUNIOR-SENIOR HIGH SCHOOL	171	32	14	125	46	18.71%	8.19%	26.90%
2570	SWINK 33		DISTRICT TOTAL	369	86	40	243	126	23.31%	10.84%	34.15%
2580	OURAY R-1	6596	OURAY ELEMENTARY SCHOOL	142	28	8	91	36	19.72%	5.63%	25.35%
2580	OURAY R-1	6598	OURAY MIDDLE SCHOOL	37	11	3	23	14	29.73%	8.11%	37.84%
2580	OURAY R-1	6600	OURAY SENIOR HIGH SCHOOL	93	11	5	77	16	11.83%	5.38%	17.20%
2580	OURAY R-1		DISTRICT TOTAL	272	50	16	191	66	18.38%	5.88%	24.26%
2590	RIDGWAY R-2	0000	NOT IN A SCHOOL	1	0	0	1	0	0%	0%	0%
2590	RIDGWAY R-2	7342	RIDGWAY ELEMENTARY SCHOOL	168	23	12	116	35	13.69%	7.14%	20.83%
2590	RIDGWAY R-2	7344	RIDGWAY MIDDLE SCHOOL	76	4	7	63	11	5.26%	9.21%	14.47%
2590	RIDGWAY R-2	7346	RIDGWAY HIGH SCHOOL	104	11	9	83	20	10.58%	8.65%	19.23%
2590	RIDGWAY R-2		DISTRICT TOTAL	349	38	28	263	66	10.89%	8.02%	18.91%
2600	PLATTE CANYON 1	7042	DEER CREEK ELEMENTARY SCHOOL	546	63	31	388	94	11.54%	5.68%	17.22%
2600	PLATTE CANYON 1	7046	PLATTE CANYON HIGH SCHOOL	460	35	30	390	65	7.61%	6.52%	14.13%
2600	PLATTE CANYON 1	7048	FITZSIMMONS MIDDLE SCHOOL	276	34	19	222	53	12.32%	6.88%	19.20%
2600	PLATTE CANYON 1		DISTRICT TOTAL	1,282	132	80	1,000	212	10.30%	6.24%	16.54%
2610	PARK COUNTY RE-2	0000	NOT IN A SCHOOL	2	0	0	2	0	0%	0%	0%
2610	PARK COUNTY RE-2	3681	GUFFEY CHARTER SCHOOL	27	5	0	20	5	18.52%	0%	18.52%
2610	PARK COUNTY RE-2	4908	LAKE GEORGE CHARTER SCHOOL	63	10	5	43	15	15.87%	7.94%	23.81%
2610	PARK COUNTY RE-2	7891	SILVERHEELS MIDDLE SCHOOL	114	26	13	75	39	22.81%	11.40%	34.21%
2610	PARK COUNTY RE-2	8114	EDITH TETER ELEMENTARY SCHOOL	281	66	23	147	89	23.49%	8.19%	31.67%
2610	PARK COUNTY RE-2	8118	SOUTH PARK HIGH SCHOOL	143	32	9	102	41	22.38%	6.29%	28.67%
2610	PARK COUNTY RE-2		DISTRICT TOTAL	630	139	50	389	189	22.06%	7.94%	30%
2620	HOLYOKE RE-1J	0000	NOT IN A SCHOOL	32	0	0	32	0	0%	0%	0%
2620	HOLYOKE RE-1J	4076	HOLYOKE ELEMENTARY SCHOOL	294	98	38	158	136	33.33%	12.93%	46.26%
2620	HOLYOKE RE-1J	4080	HOLYOKE JUNIOR-SENIOR HIGH SCHOOL	262	47	18	197	65	17.94%	6.87%	24.81%
2620	HOLYOKE RE-1J		DISTRICT TOTAL	588	145	56	387	201	24.66%	9.52%	34.18%
2630	HAXTUN RE-2J	3846	HAXTUN ELEMENTARY SCHOOL	218	50	25	134	75	22.94%	11.47%	34.40%
2630	HAXTUN RE-2J	3850	HAXTUN HIGH SCHOOL	95	20	6	69	26	21.05%	6.32%	27.37%
2630	HAXTUN RE-2J		DISTRICT TOTAL	313	70	31	203	101	22.36%	9.90%	32.27%
2640	ASPEN 1	0042	ASPEN COMMUNITY CHARTER SCHOOL	121	0	5	116	5	0%	4.13%	4.13%
2640	ASPEN 1	0428	ASPEN ELEMENTARY SCHOOL	508	19	12	477	31	3.74%	2.36%	6.10%
2640	ASPEN 1	0430	ASPEN MIDDLE SCHOOL	447	39	5	403	44	8.72%	1.12%	9.84%
2640	ASPEN 1	0432	ASPEN HIGH SCHOOL	519	12	0	506	12	2.31%	0%	2.31%
2640	ASPEN 1	0447	ASPEN PRE-SCHOOL	38	1	5	22	6	2.63%	13.16%	15.79%

COLORADO DEPARTMENT OF EDUCATION
FALL 2007 PK-12 FREE AND REDUCED LUNCH BY SCHOOL

District Code	District Name	School Code	School Name	PK-12	FREE	REDUCED	Not Eligible	FREE AND REDUCED	% Free	% Reduced	% FRED
2640	ASPEN 1		DISTRICT TOTAL	1,633	71	27	1,524	98	4.35%	1.65%	6%
2650	GRANADA RE-1	3542	GRANADA ELEMENTARY SCHOOL	135	63	11	47	74	46.67%	8.15%	54.81%
2650	GRANADA RE-1	3546	GRANADA UNDIVIDED HIGH SCHOOL	126	51	10	65	61	40.48%	7.94%	48.41%
2650	GRANADA RE-1		DISTRICT TOTAL	261	114	21	112	135	43.68%	8.05%	51.72%
2660	LAMAR RE-2	0200	ALTA VISTA CHARTER SCHOOL	84	23	21	40	44	27.38%	25%	52.38%
2660	LAMAR RE-2	4956	LAMAR MIDDLE SCHOOL	258	156	25	77	181	60.47%	9.69%	70.16%
2660	LAMAR RE-2	4960	LAMAR HIGH SCHOOL	419	169	61	189	230	40.33%	14.56%	54.89%
2660	LAMAR RE-2	5190	LINCOLN ELEMENTARY SCHOOL	159	142	13	4	155	89.31%	8.18%	97.48%
2660	LAMAR RE-2	5777	MELVIN HENDRICKSON DEVELOPMENT CENTER	121	0	0	101	0	0%	0%	0%
2660	LAMAR RE-2	6794	PARKVIEW ELEMENTARY SCHOOL	289	159	40	90	199	55.02%	13.84%	68.86%
2660	LAMAR RE-2	9268	WASHINGTON ELEMENTARY SCHOOL	346	181	59	106	240	52.31%	17.05%	69.36%
2660	LAMAR RE-2		DISTRICT TOTAL	1,676	830	219	607	1,049	49.52%	13.07%	62.59%
2670	HOLLY RE-3	4058	HOLLY JUNIOR-SENIOR HIGH SCHOOL	126	60	9	56	69	47.62%	7.14%	54.76%
2670	HOLLY RE-3	7794	SHANNER ELEMENTARY SCHOOL	178	90	28	55	118	50.56%	15.73%	66.29%
2670	HOLLY RE-3		DISTRICT TOTAL	304	150	37	111	187	49.34%	12.17%	61.51%
2680	WILEY RE-13 JT	9604	WILEY ELEMENTARY SCHOOL	153	44	15	81	59	28.76%	9.80%	38.56%
2680	WILEY RE-13 JT	9608	WILEY JUNIOR-SENIOR HIGH SCHOOL	131	40	13	78	53	30.53%	9.92%	40.46%
2680	WILEY RE-13 JT		DISTRICT TOTAL	284	84	28	159	112	29.58%	9.86%	39.44%
2690	PUEBLO CITY 60	0000	NOT IN A SCHOOL	1	0	0	0	0	0%	0%	0%
2690	PUEBLO CITY 60	0738	BELMONT ELEMENTARY SCHOOL	486	216	49	221	265	44.44%	10.08%	54.53%
2690	PUEBLO CITY 60	0756	BENJAMIN FRANKLIN ELEMENTARY SCHOOL	466	266	84	116	350	57.08%	18.03%	75.11%
2690	PUEBLO CITY 60	0822	BESSEMER ELEMENTARY SCHOOL	473	376	43	54	419	79.49%	9.00%	88.58%
2690	PUEBLO CITY 60	0860	BEULAH HEIGHTS ELEMENTARY SCHOOL	305	175	42	85	217	57.38%	13.77%	71.15%
2690	PUEBLO CITY 60	0954	BRADFORD ELEMENTARY SCHOOL	283	227	21	35	248	80.21%	7.42%	87.63%
2690	PUEBLO CITY 60	1304	CARLILE ELEMENTARY SCHOOL	341	225	34	80	259	65.98%	9.97%	75.95%
2690	PUEBLO CITY 60	1402	CENTENNIAL HIGH SCHOOL	1,040	430	126	484	556	41.35%	12.12%	53.46%
2690	PUEBLO CITY 60	1454	CENTRAL HIGH SCHOOL	992	651	111	230	762	65.63%	11.19%	76.81%
2690	PUEBLO CITY 60	1488	CESAR CHAVEZ ACADEMY	1,104	483	226	395	709	43.75%	20.47%	64.22%
2690	PUEBLO CITY 60	1504	GOODNIGHT ELEMENTARY SCHOOL	607	292	81	234	373	48.11%	13.34%	61.45%
2690	PUEBLO CITY 60	1828	COLUMBIAN ELEMENTARY SCHOOL	349	277	26	46	303	79.37%	7.45%	86.82%
2690	PUEBLO CITY 60	1872	COMMUNITY TRANSITION HOUSE	86	48	7	31	55	55.81%	8.14%	63.95%
2690	PUEBLO CITY 60	1898	CORWIN MIDDLE SCHOOL	313	253	28	32	281	80.83%	8.95%	89.78%
2690	PUEBLO CITY 60	2217	DOLORES HUERTA PREPARATORY HIGH SCHOOL	452	225	54	173	279	49.78%	11.95%	61.73%
2690	PUEBLO CITY 60	2394	EAST HIGH SCHOOL	1,028	577	132	319	709	56.13%	12.84%	68.97%
2690	PUEBLO CITY 60	2438	EVA R BACA ELEMENTARY SCHOOL	262	200	27	35	227	76.34%	10.31%	86.64%
2690	PUEBLO CITY 60	3098	FOUNTAIN ELEMENTARY SCHOOL	296	224	14	58	238	75.68%	4.73%	80.41%
2690	PUEBLO CITY 60	3206	FREED MIDDLE SCHOOL	480	298	58	124	356	62.08%	12.08%	74.17%
2690	PUEBLO CITY 60	3724	HAAFF ELEMENTARY SCHOOL	331	131	34	166	165	39.58%	10.27%	49.85%
2690	PUEBLO CITY 60	3924	HERITAGE ELEMENTARY SCHOOL	369	196	38	135	234	53.12%	10.30%	63.41%
2690	PUEBLO CITY 60	3976	HIGHLAND PARK ELEMENTARY SCHOOL	522	200	84	238	284	38.31%	16.09%	54.41%
2690	PUEBLO CITY 60	4302	IRVING ELEMENTARY SCHOOL	337	257	20	60	277	76.26%	5.93%	82.20%
2690	PUEBLO CITY 60	4376	JAMES H RISLEY MIDDLE SCHOOL	316	263	29	24	292	83.23%	9.18%	92.41%
2690	PUEBLO CITY 60	5048	LEMUEL PITTS MIDDLE SCHOOL	583	316	79	188	395	54.20%	13.55%	67.75%
2690	PUEBLO CITY 60	5916	MINNEQUA ELEMENTARY SCHOOL	335	249	26	60	275	74.33%	7.76%	82.09%
2690	PUEBLO CITY 60	6132	MORTON ELEMENTARY SCHOOL	453	228	65	160	293	50.33%	14.35%	64.68%
2690	PUEBLO CITY 60	6504	OLGA A HELLBECK ELEMENTARY SCHOOL	335	203	45	87	248	60.60%	13.43%	74.03%
2690	PUEBLO CITY 60	6770	PARK VIEW ELEMENTARY SCHOOL	350	286	19	45	305	81.71%	5.43%	87.14%
2690	PUEBLO CITY 60	7209	PUEBLO CHARTER SCHOOL FOR THE ARTS & SCIENCES	373	189	64	120	253	50.67%	17.16%	67.83%
2690	PUEBLO CITY 60	7481	RONCALLI MIDDLE SCHOOL	632	212	88	332	300	33.54%	13.92%	47.47%
2690	PUEBLO CITY 60	7748	KEATING CONTINUING EDUCATION	237	181	21	35	202	76.37%	8.86%	85.23%
2690	PUEBLO CITY 60	8030	SOMERLID ELEMENTARY SCHOOL	310	173	49	88	222	55.81%	15.81%	71.61%

COLORADO DEPARTMENT OF EDUCATION
FALL 2007 PK-12 FREE AND REDUCED LUNCH BY SCHOOL

District Code	District Name	School Code	School Name	PK-12	FREE	REDUCED	Not Eligible	FREE AND REDUCED	% Free	% Reduced	% FRED
2690	PUEBLO CITY 60	8082	SOUTH HIGH SCHOOL	1,423	486	161	776	647	34.15%	11.31%	45.47%
2690	PUEBLO CITY 60	8116	SOUTH PARK ELEMENTARY SCHOOL	352	169	43	140	212	48.01%	12.22%	60.23%
2690	PUEBLO CITY 60	8143	SPANN ELEMENTARY SCHOOL	275	224	9	42	233	81.45%	3.27%	84.73%
2690	PUEBLO CITY 60	8402	SUNSET PARK ELEMENTARY SCHOOL	514	200	42	272	242	38.91%	8.17%	47.08%
2690	PUEBLO CITY 60	9188	W H HEATON MIDDLE SCHOOL	657	343	111	203	454	52.21%	16.89%	69.10%
2690	PUEBLO CITY 60	9785	YOUTH & FAMILY ACADEMY CHARTER	222	173	27	22	200	77.93%	12.16%	90.09%
2690	PUEBLO CITY 60		DISTRICT TOTAL	18,290	10,122	2,217	5,945	12,339	55.34%	12.12%	67.46%
2700	PUEBLO COUNTY RURAL 70	0025	SKY VIEW MIDDLE SCHOOL	568	86	53	429	139	15.14%	9.33%	24.47%
2700	PUEBLO COUNTY RURAL 70	0026	DESERT SAGE ELEMENTARY SCHOOL	478	128	62	284	190	26.78%	12.97%	39.75%
2700	PUEBLO COUNTY RURAL 70	0472	AVONDALE ELEMENTARY SCHOOL	211	133	33	43	166	63.03%	15.64%	78.67%
2700	PUEBLO COUNTY RURAL 70	0852	BEULAH ELEMENTARY SCHOOL	94	20	1	73	21	21.28%	1.06%	22.34%
2700	PUEBLO COUNTY RURAL 70	0856	BEULAH MIDDLE SCHOOL	44	3	0	41	3	6.82%	0%	6.82%
2700	PUEBLO COUNTY RURAL 70	1377	CEDAR RIDGE ELEMENTARY SCHOOL	396	42	19	326	61	10.61%	4.80%	15.40%
2700	PUEBLO COUNTY RURAL 70	3279	FUTURES ACADEMY	73	19	5	48	24	26.03%	6.85%	32.88%
2700	PUEBLO COUNTY RURAL 70	6354	NORTH MESA ELEMENTARY SCHOOL	354	120	42	188	162	33.90%	11.86%	45.76%
2700	PUEBLO COUNTY RURAL 70	7086	PLEASANT VIEW MIDDLE SCHOOL	362	86	42	233	128	23.76%	11.60%	35.36%
2700	PUEBLO COUNTY RURAL 70	7153	PRAIRIE WINDS ELEMENTARY SCHOOL	502	108	68	324	176	21.51%	13.55%	35.06%
2700	PUEBLO COUNTY RURAL 70	7208	PUEBLO COUNTY HIGH SCHOOL	881	224	77	580	301	25.43%	8.74%	34.17%
2700	PUEBLO COUNTY RURAL 70	7210	PUEBLO WEST ELEMENTARY SCHOOL	378	128	48	200	176	33.86%	12.70%	46.56%
2700	PUEBLO COUNTY RURAL 70	7211	PUEBLO TECHNICAL ACADEMY	117	14	9	94	23	11.97%	7.69%	19.66%
2700	PUEBLO COUNTY RURAL 70	7212	PUEBLO WEST MIDDLE SCHOOL	545	188	70	287	258	34.50%	12.84%	47.34%
2700	PUEBLO COUNTY RURAL 70	7214	PUEBLO WEST HIGH SCHOOL	1,297	192	91	1,014	283	14.80%	7.02%	21.82%
2700	PUEBLO COUNTY RURAL 70	7530	RYE ELEMENTARY SCHOOL	302	97	35	163	132	32.12%	11.59%	43.71%
2700	PUEBLO COUNTY RURAL 70	7532	CRAVER MIDDLE SCHOOL	183	35	22	126	57	19.13%	12.02%	31.15%
2700	PUEBLO COUNTY RURAL 70	7534	RYE HIGH SCHOOL	280	48	22	210	70	17.14%	7.86%	25%
2700	PUEBLO COUNTY RURAL 70	7886	SIERRA VISTA ELEMENTARY SCHOOL	547	94	44	406	138	17.18%	8.04%	25.23%
2700	PUEBLO COUNTY RURAL 70	8110	SOUTH MESA ELEMENTARY SCHOOL	284	97	32	151	129	34.15%	11.27%	45.42%
2700	PUEBLO COUNTY RURAL 70	8420	SWALLOWS CHARTER ACADEMY	197	26	5	166	31	13.20%	2.54%	15.74%
2700	PUEBLO COUNTY RURAL 70	8810	THE CONNECT CHARTER SCHOOL	211	0	0	211	0	0%	0%	0%
2700	PUEBLO COUNTY RURAL 70	9130	VINELAND ELEMENTARY SCHOOL	269	96	35	132	131	35.69%	13.01%	48.70%
2700	PUEBLO COUNTY RURAL 70	9134	VINELAND MIDDLE SCHOOL	225	104	34	87	138	46.22%	15.11%	61.33%
2700	PUEBLO COUNTY RURAL 70		DISTRICT TOTAL	8,798	2,088	849	5,816	2,937	23.73%	9.65%	33.38%
2710	MEEKER RE1	5750	MEEKER ELEMENTARY SCHOOL	358	54	27	268	81	15.08%	7.54%	22.63%
2710	MEEKER RE1	5754	BARONE MIDDLE SCHOOL	155	27	9	119	36	17.42%	5.81%	23.23%
2710	MEEKER RE1	5762	MEEKER HIGH SCHOOL	177	14	7	156	21	7.91%	3.95%	11.86%
2710	MEEKER RE1		DISTRICT TOTAL	690	95	43	543	138	13.77%	6.23%	20%
2720	RANGELY RE-4	7268	PARKVIEW ELEMENTARY SCHOOL	244	19	8	202	27	7.79%	3.28%	11.07%
2720	RANGELY RE-4	7272	RANGELY MIDDLE SCHOOL	88	7	9	72	16	7.95%	10.23%	18.18%
2720	RANGELY RE-4	7276	RANGELY HIGH SCHOOL	163	8	3	152	11	4.91%	1.84%	6.75%
2720	RANGELY RE-4		DISTRICT TOTAL	495	34	20	426	54	6.87%	4.04%	10.91%
2730	DEL NORTE C-7	2148	DEL NORTE MIDDLE SCHOOL	139	60	19	60	79	43.17%	13.67%	56.83%
2730	DEL NORTE C-7	2150	DEL NORTE HIGH SCHOOL	173	64	23	86	87	36.99%	13.29%	50.29%
2730	DEL NORTE C-7	5840	MESA ELEMENTARY SCHOOL	92	43	17	32	60	46.74%	18.48%	65.22%
2730	DEL NORTE C-7	8960	UNDERWOOD ELEMENTARY SCHOOL	187	86	39	62	125	45.99%	20.86%	66.84%
2730	DEL NORTE C-7		DISTRICT TOTAL	591	253	98	240	351	42.81%	16.58%	59.39%
2740	MONTE VISTA C-8	5579	MARSH ELEMENTARY SCHOOL	208	108	36	63	144	51.92%	17.31%	69.23%
2740	MONTE VISTA C-8	6030	BYRON SYRING DELTA CENTER	78	34	6	38	40	43.59%	7.69%	51.28%
2740	MONTE VISTA C-8	6036	BILL METZ ELEMENTARY SCHOOL	315	181	52	82	233	57.46%	16.51%	73.97%
2740	MONTE VISTA C-8	6044	MONTE VISTA MIDDLE SCHOOL	216	115	37	64	152	53.24%	17.13%	70.37%
2740	MONTE VISTA C-8	6046	MONTE VISTA SENIOR HIGH SCHOOL	291	126	34	131	160	43.30%	11.68%	54.98%
2740	MONTE VISTA C-8	6520	MONTE VISTA ON-LINE ACADEMY	92	13	3	68	16	14.13%	3.26%	17.39%



COLORADO DEPARTMENT OF EDUCATION
FALL 2007 PK-12 FREE AND REDUCED LUNCH BY SCHOOL

District Code	District Name	School Code	School Name	PK-12	FREE	REDUCED	Not Eligible	FREE AND REDUCED	% Free	% Reduced	% FRED
2740	MONTE VISTA C-8		DISTRICT TOTAL	1,200	577	168	446	745	48.08%	14%	62.08%
2750	SARGENT RE-33J	7660	SARGENT ELEMENTARY SCHOOL	251	81	27	143	108	32.27%	10.76%	43.03%
2750	SARGENT RE-33J	7664	SARGENT SENIOR HIGH SCHOOL	149	38	14	96	52	25.50%	9.40%	34.90%
2750	SARGENT RE-33J	7668	SARGENT JUNIOR HIGH SCHOOL	71	23	14	34	37	32.39%	19.72%	52.11%
2750	SARGENT RE-33J		DISTRICT TOTAL	471	142	55	273	197	30.15%	11.68%	41.83%
2760	HAYDEN RE-1	2522	HAYDEN VALLEY ELEMENTARY SCHOOL	217	36	18	145	54	16.59%	8.29%	24.88%
2760	HAYDEN RE-1	3860	HAYDEN MIDDLE SCHOOL	89	12	9	67	21	13.48%	10.11%	23.60%
2760	HAYDEN RE-1	3862	HAYDEN HIGH SCHOOL	153	10	10	133	20	6.54%	6.54%	13.07%
2760	HAYDEN RE-1		DISTRICT TOTAL	459	58	37	345	95	12.64%	8.06%	20.70%
2770	STEAMBOAT SPRINGS RE-2	6363	NORTH ROUNTT CHARTER SCHOOL	50	0	0	50	0	0%	0%	0%
2770	STEAMBOAT SPRINGS RE-2	8208	SODA CREEK ELEMENTARY SCHOOL	396	20	14	362	34	5.05%	3.54%	8.59%
2770	STEAMBOAT SPRINGS RE-2	8210	STEAMBOAT SPRINGS MIDDLE SCHOOL	462	22	13	427	35	4.76%	2.81%	7.58%
2770	STEAMBOAT SPRINGS RE-2	8212	STEAMBOAT SPRINGS HIGH SCHOOL	677	18	4	655	22	2.66%	0.59%	3.25%
2770	STEAMBOAT SPRINGS RE-2	8358	STRAWBERRY PARK ELEMENTARY SCHOOL	492	24	17	451	41	4.88%	3.46%	8.33%
2770	STEAMBOAT SPRINGS RE-2		DISTRICT TOTAL	2,077	84	48	1,945	132	4.04%	2.31%	6.36%
2780	SOUTH ROUNTT RE 3	8048	SOROCO MIDDLE SCHOOL	52	4	7	41	11	7.69%	13.46%	21.15%
2780	SOUTH ROUNTT RE 3	8050	SOROCO HIGH SCHOOL	122	17	9	96	26	13.93%	7.38%	21.31%
2780	SOUTH ROUNTT RE 3	8119	SOUTH ROUNTT EARLY LEARNING CENTER	42	0	0	19	0	0%	0%	0%
2780	SOUTH ROUNTT RE 3	8120	SOUTH ROUNTT ELEMENTARY SCHOOL	215	34	22	159	56	15.81%	10.23%	26.05%
2780	SOUTH ROUNTT RE 3		DISTRICT TOTAL	431	55	38	315	93	12.76%	8.82%	21.58%
2790	MOUNTAIN VALLEY RE 1	6142	MOUNTAIN VALLEY ELEMENTARY SCHOOL	57	37	4	14	41	64.91%	7.02%	71.93%
2790	MOUNTAIN VALLEY RE 1	6144	MOUNTAIN VALLEY MIDDLE SCHOOL	35	28	1	6	29	80%	2.86%	82.86%
2790	MOUNTAIN VALLEY RE 1	6146	MOUNTAIN VALLEY SENIOR HIGH SCHOOL	46	29	2	15	31	63.04%	4.35%	67.39%
2790	MOUNTAIN VALLEY RE 1		DISTRICT TOTAL	138	94	7	35	101	68.12%	5.07%	73.19%
2800	MOFFAT 2	2018	CRESTONE CHARTER SCHOOL	67	23	4	40	27	34.33%	5.97%	40.30%
2800	MOFFAT 2	5954	MOFFAT ELEMENTARY SCHOOL	76	36	6	32	42	47.37%	7.89%	55.26%
2800	MOFFAT 2	5956	MOFFAT MIDDLE SCHOOL	30	11	6	13	17	36.67%	20%	56.67%
2800	MOFFAT 2	5958	MOFFAT SENIOR HIGH SCHOOL	43	16	10	17	26	37.21%	23.26%	60.47%
2800	MOFFAT 2		DISTRICT TOTAL	216	86	26	102	112	39.81%	12.04%	51.85%
2810	CENTER 26 JT	0051	THE ACADEMIC RECOVERY CENTER OF SAN LUIS VALLEY	31	19	0	12	19	61.29%	0%	61.29%
2810	CENTER 26 JT	1412	HASKIN ELEMENTARY SCHOOL	289	237	27	25	264	82.01%	9.34%	91.35%
2810	CENTER 26 JT	1416	SKOGLUND MIDDLE SCHOOL	108	81	9	17	90	75%	8.33%	83.33%
2810	CENTER 26 JT	1420	CENTER HIGH SCHOOL	174	127	10	37	137	72.99%	5.75%	78.74%
2810	CENTER 26 JT		DISTRICT TOTAL	602	464	46	91	510	77.08%	7.64%	84.72%
2820	SILVERTON 1	7900	SILVERTON ELEMENTARY SCHOOL	35	14	5	16	19	40%	14.29%	54.29%
2820	SILVERTON 1	7902	SILVERTON MIDDLE SCHOOL	16	7	4	5	11	43.75%	25%	68.75%
2820	SILVERTON 1	7904	SILVERTON HIGH SCHOOL	13	7	2	4	9	53.85%	15.38%	69.23%
2820	SILVERTON 1		DISTRICT TOTAL	64	28	11	25	39	43.75%	17.19%	60.94%
2830	TELLURIDE R-1	8786	TELLURIDE ELEMENTARY SCHOOL	430	47	20	363	67	10.93%	4.65%	15.58%
2830	TELLURIDE R-1	8790	TELLURIDE MIDDLE SCHOOL	99	9	0	90	9	9.09%	0%	9.09%
2830	TELLURIDE R-1	8794	TELLURIDE HIGH SCHOOL	186	13	3	170	16	6.99%	1.61%	8.60%
2830	TELLURIDE R-1		DISTRICT TOTAL	715	69	23	623	92	9.65%	3.22%	12.87%
2840	NORWOOD R-2J	6418	NORWOOD ELEMENTARY SCHOOL	146	20	19	102	39	13.70%	13.01%	26.71%
2840	NORWOOD R-2J	6422	NORWOOD HIGH SCHOOL	150	23	25	102	48	15.33%	16.67%	32%
2840	NORWOOD R-2J		DISTRICT TOTAL	296	43	44	204	87	14.53%	14.86%	29.39%
2862	JULESBURG RE-1	4488	JULESBURG ELEMENTARY SCHOOL	149	42	21	76	63	28.19%	14.09%	42.28%
2862	JULESBURG RE-1	4492	JULESBURG HIGH SCHOOL	135	27	17	91	44	20%	12.59%	32.59%
2862	JULESBURG RE-1		DISTRICT TOTAL	284	69	38	167	107	24.30%	13.38%	37.68%
2865	PLATTE VALLEY RE-3	7050	PLATTE VALLEY ELEMENTARY SCHOOL	65	36	11	18	47	55.38%	16.92%	72.31%
2865	PLATTE VALLEY RE-3	7322	REVERE JUNIOR-SENIOR HIGH SCHOOL	41	19	3	19	22	46.34%	7.32%	53.66%
2865	PLATTE VALLEY RE-3		DISTRICT TOTAL	106	55	14	37	69	51.89%	13.21%	65.09%

COLORADO DEPARTMENT OF EDUCATION
FALL 2007 PK-12 FREE AND REDUCED LUNCH BY SCHOOL

District Code	District Name	School Code	School Name	PK-12	FREE	REDUCED	Not Eligible	FREE AND REDUCED	% Free	% Reduced	% FRED
3000	SUMMIT RE-1	0000	NOT IN A SCHOOL	2	2	0	0	2	100%	0%	100%
3000	SUMMIT RE-1	8370	DILLON VALLEY ELEMENTARY SCHOOL	325	160	25	122	185	49.23%	7.69%	56.92%
3000	SUMMIT RE-1	8372	BRECKENRIDGE ELEMENTARY SCHOOL	223	15	6	202	21	6.73%	2.69%	9.42%
3000	SUMMIT RE-1	8374	FRISCO ELEMENTARY SCHOOL	192	16	12	153	28	8.33%	6.25%	14.58%
3000	SUMMIT RE-1	8376	SILVERTHORNE ELEMENTARY SCHOOL	322	127	28	158	155	39.44%	8.70%	48.14%
3000	SUMMIT RE-1	8377	SUMMIT MIDDLE SCHOOL	656	144	39	470	183	21.95%	5.95%	27.90%
3000	SUMMIT RE-1	8378	SUMMIT HIGH SCHOOL	872	122	26	724	148	13.99%	2.98%	16.97%
3000	SUMMIT RE-1	8385	SUMMIT COVE ELEMENTARY SCHOOL	244	23	9	198	32	9.43%	3.69%	13.11%
3000	SUMMIT RE-1	8993	UPPER BLUE ELEMENTARY SCHOOL	226	41	9	171	50	18.14%	3.98%	22.12%
3000	SUMMIT RE-1		DISTRICT TOTAL	3,062	650	154	2,198	804	21.23%	5.03%	26.26%
3010	CRIPPLE CREEK-VICTOR RE-1	2024	CRIPPLE CREEK-VICTOR JUNIOR-SENIOR HIGH SCHOOL	244	89	35	120	124	36.48%	14.34%	50.82%
3010	CRIPPLE CREEK-VICTOR RE-1	9080	CRESSON ELEMENTARY SCHOOL	269	91	43	124	134	33.83%	15.99%	49.81%
3010	CRIPPLE CREEK-VICTOR RE-1		DISTRICT TOTAL	513	180	78	244	258	35.09%	15.20%	50.29%
3020	WOODLAND PARK RE-2	0000	NOT IN A SCHOOL	1	0	0	1	0	0%	0%	0%
3020	WOODLAND PARK RE-2	8379	SUMMIT ELEMENTARY SCHOOL	504	96	33	345	129	19.05%	6.55%	25.60%
3020	WOODLAND PARK RE-2	9692	GATEWAY ELEMENTARY SCHOOL	369	92	24	238	116	24.93%	6.50%	31.44%
3020	WOODLAND PARK RE-2	9694	WOODLAND PARK MIDDLE SCHOOL	712	139	44	529	183	19.52%	6.18%	25.70%
3020	WOODLAND PARK RE-2	9696	WOODLAND PARK HIGH SCHOOL	1,025	140	38	841	178	13.66%	3.71%	17.37%
3020	WOODLAND PARK RE-2	9698	COLUMBINE ELEMENTARY SCHOOL	379	74	9	289	83	19.53%	2.37%	21.90%
3020	WOODLAND PARK RE-2		DISTRICT TOTAL	2,990	541	148	2,243	689	18.09%	4.95%	23.04%
3030	AKRON R-1	0086	AKRON ELEMENTARY SCHOOL	273	82	47	144	129	30.04%	17.22%	47.25%
3030	AKRON R-1	0090	AKRON HIGH SCHOOL	128	29	14	85	43	22.66%	10.94%	33.59%
3030	AKRON R-1		DISTRICT TOTAL	401	111	61	229	172	27.68%	15.21%	42.89%
3040	ARICKAREE R-2	0304	ARICKAREE ELEMENTARY SCHOOL	74	14	8	34	22	18.92%	10.81%	29.73%
3040	ARICKAREE R-2	0308	ARICKAREE UNDIVIDED HIGH SCHOOL	38	16	3	19	19	42.11%	7.89%	50%
3040	ARICKAREE R-2		DISTRICT TOTAL	112	30	11	53	41	26.79%	9.82%	36.61%
3050	OTIS R-3	6582	OTIS ELEMENTARY SCHOOL	97	32	13	52	45	32.99%	13.40%	46.39%
3050	OTIS R-3	6586	OTIS JUNIOR-SENIOR HIGH SCHOOL	105	26	8	71	34	24.76%	7.62%	32.38%
3050	OTIS R-3		DISTRICT TOTAL	202	58	21	123	79	28.71%	10.40%	39.11%
3060	LONE STAR 101	5254	LONE STAR ELEMENTARY SCHOOL	48	8	9	31	17	16.67%	18.75%	35.42%
3060	LONE STAR 101	5258	LONE STAR UNDIVIDED HIGH SCHOOL	45	5	8	32	13	11.11%	17.78%	28.89%
3060	LONE STAR 101		DISTRICT TOTAL	93	13	17	63	30	13.98%	18.28%	32.26%
3070	WOODLIN R-104	9700	WOODLIN ELEMENTARY SCHOOL	49	18	9	17	27	36.73%	18.37%	55.10%
3070	WOODLIN R-104	9704	WOODLIN UNDIVIDED HIGH SCHOOL	52	22	4	26	26	42.31%	7.69%	50%
3070	WOODLIN R-104		DISTRICT TOTAL	101	40	13	43	53	39.60%	12.87%	52.48%
3080	WELD COUNTY RE-1	3398	GILCREST ELEMENTARY SCHOOL	211	111	14	86	125	52.61%	6.64%	59.24%
3080	WELD COUNTY RE-1	4852	PETE MIRICH ELEMENTARY SCHOOL	295	115	26	154	141	38.98%	8.81%	47.80%
3080	WELD COUNTY RE-1	4854	NORTH VALLEY MIDDLE SCHOOL	249	74	17	158	91	29.72%	6.83%	36.55%
3080	WELD COUNTY RE-1	7056	PLATTEVILLE ELEMENTARY SCHOOL	338	136	18	184	154	40.24%	5.33%	45.56%
3080	WELD COUNTY RE-1	7058	SOUTH VALLEY MIDDLE SCHOOL	184	76	8	100	84	41.30%	4.35%	45.65%
3080	WELD COUNTY RE-1	9032	VALLEY HIGH SCHOOL	527	141	37	349	178	26.76%	7.02%	33.78%
3080	WELD COUNTY RE-1		DISTRICT TOTAL	1,804	653	120	1,031	773	36.20%	6.65%	42.85%
3085	EATON RE-2	0754	BENJAMIN EATON ELEMENTARY SCHOOL	313	61	25	227	86	19.49%	7.99%	27.48%
3085	EATON RE-2	2448	EATON ELEMENTARY SCHOOL	378	49	21	308	70	12.96%	5.56%	18.52%
3085	EATON RE-2	2452	EATON MIDDLE SCHOOL	391	83	28	280	111	21.23%	7.16%	28.39%
3085	EATON RE-2	2456	EATON HIGH SCHOOL	533	94	20	418	114	17.64%	3.75%	21.39%
3085	EATON RE-2	3286	GALETON ELEMENTARY SCHOOL	133	33	11	89	44	24.81%	8.27%	33.08%
3085	EATON RE-2		DISTRICT TOTAL	1,748	320	105	1,322	425	18.31%	6.01%	24.31%
3090	KEENESBURG RE-3(J)	1299	CARDINAL COMMUNITY ACADEMY CHARTER SCHOOL	166	15	17	134	32	9.04%	10.24%	19.28%
3090	KEENESBURG RE-3(J)	1446	WELD CENTRAL SENIOR HIGH SCHOOL	552	136	46	370	182	24.64%	8.33%	32.97%
3090	KEENESBURG RE-3(J)	3090	LOCHBUIE ELEMENTARY SCHOOL	444	171	71	199	242	38.51%	15.99%	54.50%

COLORADO DEPARTMENT OF EDUCATION
FALL 2007 PK-12 FREE AND REDUCED LUNCH BY SCHOOL

District Code	District Name	School Code	School Name	PK-12	FREE	REDUCED	Not Eligible	FREE AND REDUCED	% Free	% Reduced	% FRED
3090	KEENESBURG RE-3(J)	4148	HUDSON ELEMENTARY SCHOOL	293	121	39	133	160	41.30%	13.31%	54.61%
3090	KEENESBURG RE-3(J)	4526	HOFF ELEMENTARY SCHOOL	363	72	35	256	107	19.83%	9.64%	29.48%
3090	KEENESBURG RE-3(J)	9347	WELD CENTRAL JUNIOR HIGH SCHOOL	287	93	35	159	128	32.40%	12.20%	44.60%
3090	KEENESBURG RE-3(J)		DISTRICT TOTAL	2,105	608	243	1,251	851	28.88%	11.54%	40.43%
3100	WINDSOR RE-4	0000	NOT IN A SCHOOL	1	0	0	1	0	0%	0%	0%
3100	WINDSOR RE-4	0055	GRANDVIEW ELEMENTARY SCHOOL	455	47	24	375	71	10.33%	5.27%	15.60%
3100	WINDSOR RE-4	6750	MOUNTAIN VIEW ELEMENTARY SCHOOL	376	45	32	299	77	11.97%	8.51%	20.48%
3100	WINDSOR RE-4	7958	SKYVIEW ELEMENTARY SCHOOL	406	53	25	324	78	13.05%	6.16%	19.21%
3100	WINDSOR RE-4	8886	TOZER ELEMENTARY SCHOOL	495	50	16	408	66	10.10%	3.23%	13.33%
3100	WINDSOR RE-4	9665	WINDSOR CHARTER ACADEMY	333	17	12	304	29	5.11%	3.60%	8.71%
3100	WINDSOR RE-4	9670	WINDSOR MIDDLE SCHOOL	804	99	49	656	148	12.31%	6.09%	18.41%
3100	WINDSOR RE-4	9672	WINDSOR HIGH SCHOOL	998	75	33	890	108	7.52%	3.31%	10.82%
3100	WINDSOR RE-4		DISTRICT TOTAL	3,868	386	191	3,257	577	9.98%	4.94%	14.92%
3110	JOHNSTOWN-MILLIKEN RE-5J	4785	KNOWLEDGE QUEST ACADEMY	297	22	3	272	25	7.41%	1.01%	8.42%
3110	JOHNSTOWN-MILLIKEN RE-5J	5078	LETFORD ELEMENTARY SCHOOL	379	102	25	252	127	26.91%	6.60%	33.51%
3110	JOHNSTOWN-MILLIKEN RE-5J	5896	MILLIKEN ELEMENTARY SCHOOL	421	124	45	252	169	29.45%	10.69%	40.14%
3110	JOHNSTOWN-MILLIKEN RE-5J	5902	MILLIKEN MIDDLE SCHOOL	571	139	55	377	194	24.34%	9.63%	33.98%
3110	JOHNSTOWN-MILLIKEN RE-5J	6963	PIONEER RIDGE ELEMENTARY SCHOOL	555	73	52	430	125	13.15%	9.37%	22.52%
3110	JOHNSTOWN-MILLIKEN RE-5J	7490	ROOSEVELT HIGH SCHOOL	677	119	55	495	174	17.58%	8.12%	25.70%
3110	JOHNSTOWN-MILLIKEN RE-5J		DISTRICT TOTAL	2,900	579	235	2,078	814	19.97%	8.10%	28.07%
3120	GREELEY 6	0000	NOT IN A SCHOOL	4	0	0	0	0	0%	0%	0%
3120	GREELEY 6	0052	HEIMAN ELEMENTARY SCHOOL	687	229	79	375	308	33.33%	11.50%	44.83%
3120	GREELEY 6	0053	WINOGRAD K-8 ELEMENTARY SCHOOL	462	182	36	241	218	39.39%	7.79%	47.19%
3120	GREELEY 6	0054	ROMERO ELEMENTARY SCHOOL	477	336	46	94	382	70.44%	9.64%	80.08%
3120	GREELEY 6	0988	BRENTWOOD MIDDLE SCHOOL	536	296	58	182	354	55.22%	10.82%	66.04%
3120	GREELEY 6	1228	CAMERON ELEMENTARY SCHOOL	388	268	35	84	303	69.07%	9.02%	78.09%
3120	GREELEY 6	1384	CENTENNIAL ELEMENTARY SCHOOL	657	548	42	67	590	83.41%	6.39%	89.80%
3120	GREELEY 6	1500	CHAPPELOW K-8 MAGNET SCHOOL	636	154	69	413	223	24.21%	10.85%	35.06%
3120	GREELEY 6	1780	COLORADO HIGH SCHOOL OF GREELEY	107	55	9	43	64	51.40%	8.41%	59.81%
3120	GREELEY 6	1875	FRONTIER CHARTER ACADEMY	1,049	0	0	1,049	0	0%	0%	0%
3120	GREELEY 6	2222	DOS RIOS ELEMENTARY SCHOOL	529	312	51	166	363	58.98%	9.64%	68.62%
3120	GREELEY 6	2414	EAST MEMORIAL ELEMENTARY SCHOOL	522	408	39	75	447	78.16%	7.47%	85.63%
3120	GREELEY 6	2850	UNIVERSITY SCHOOLS	1,022	152	9	861	161	14.87%	0.88%	15.75%
3120	GREELEY 6	3162	FRANKLIN MIDDLE SCHOOL	492	319	46	127	365	64.84%	9.35%	74.19%
3120	GREELEY 6	3610	GREELEY CENTRAL HIGH SCHOOL	1,373	527	87	759	614	38.38%	6.34%	44.72%
3120	GREELEY 6	3614	GREELEY WEST HIGH SCHOOL	1,503	421	117	965	538	28.01%	7.78%	35.80%
3120	GREELEY 6	3880	HEATH MIDDLE SCHOOL	800	337	59	404	396	42.13%	7.38%	49.50%
3120	GREELEY 6	4356	JACKSON ELEMENTARY SCHOOL	383	195	30	158	225	50.91%	7.83%	58.75%
3120	GREELEY 6	4438	JOHN EVANS MIDDLE SCHOOL	605	410	66	129	476	67.77%	10.91%	78.68%
3120	GREELEY 6	5199	JEFFERSON ELEMENTARY SCHOOL	386	323	18	45	341	83.68%	4.66%	88.34%
3120	GREELEY 6	5412	MADISON ELEMENTARY SCHOOL	512	386	56	70	442	75.39%	10.94%	86.33%
3120	GREELEY 6	5552	MAPLEWOOD MIDDLE SCHOOL	403	248	36	119	284	61.54%	8.93%	70.47%
3120	GREELEY 6	5660	MCAULIFFE ELEMENTARY SCHOOL	553	66	28	455	94	11.93%	5.06%	17%
3120	GREELEY 6	5752	MEEKER ELEMENTARY SCHOOL	600	219	55	320	274	36.50%	9.17%	45.67%
3120	GREELEY 6	5985	MONFORT ELEMENTARY SCHOOL	571	114	29	425	143	19.96%	5.08%	25.04%
3120	GREELEY 6	6364	NORTHRIDGE HIGH SCHOOL	1,205	432	112	661	544	35.85%	9.29%	45.15%
3120	GREELEY 6	6774	MARTINEZ ELEMENTARY SCHOOL	509	454	29	26	483	89.19%	5.70%	94.89%
3120	GREELEY 6	7700	SCOTT ELEMENTARY SCHOOL	494	233	50	211	283	47.17%	10.12%	57.29%
3120	GREELEY 6	7814	SHAWSHEEN ELEMENTARY SCHOOL	477	209	37	231	246	43.82%	7.76%	51.57%
3120	GREELEY 6	8890	TRADEMARK LEARNING CENTER	103	63	7	33	70	61.17%	6.80%	67.96%
3120	GREELEY 6	8965	UNION COLONY PREPARATORY SCHOOL	356	5	1	350	6	1.40%	0.28%	1.69%

COLORADO DEPARTMENT OF EDUCATION
FALL 2007 PK-12 FREE AND REDUCED LUNCH BY SCHOOL

District Code	District Name	School Code	School Name	PK-12	FREE	REDUCED	Not Eligible	FREE AND REDUCED	% Free	% Reduced	% FRED
3120	GREELEY 6		DISTRICT TOTAL	18,401	7,901	1,336	9,138	9,237	42.94%	7.26%	50.20%
3130	PLATTE VALLEY RE-7	4670	PLATTE VALLEY HIGH SCHOOL	339	84	26	226	110	24.78%	7.67%	32.45%
3130	PLATTE VALLEY RE-7	7052	PLATTE VALLEY ELEMENTARY SCHOOL	535	177	53	302	230	33.08%	9.91%	42.99%
3130	PLATTE VALLEY RE-7	7054	PLATTE VALLEY MIDDLE SCHOOL	252	65	30	154	95	25.79%	11.90%	37.70%
3130	PLATTE VALLEY RE-7		DISTRICT TOTAL	1,126	326	109	682	435	28.95%	9.68%	38.63%
3140	WELD COUNTY S/D RE-8	3066	FORT LUPTON MIDDLE SCHOOL	502	251	58	193	309	50%	11.55%	61.55%
3140	WELD COUNTY S/D RE-8	3070	FORT LUPTON HIGH SCHOOL	653	247	51	355	298	37.83%	7.81%	45.64%
3140	WELD COUNTY S/D RE-8	5050	LEO WILLIAM BUTLER ELEMENTARY SCHOOL	636	252	56	298	308	39.62%	8.81%	48.43%
3140	WELD COUNTY S/D RE-8	8930	TWOMBLY ELEMENTARY SCHOOL	642	274	47	272	321	42.68%	7.32%	50%
3140	WELD COUNTY S/D RE-8		DISTRICT TOTAL	2,433	1,024	212	1,118	1,236	42.09%	8.71%	50.80%
3145	AULT-HIGHLAND RE-9	3958	HIGHLAND ELEMENTARY SCHOOL	374	163	32	179	195	43.58%	8.56%	52.14%
3145	AULT-HIGHLAND RE-9	3961	HIGHLAND MIDDLE SCHOOL	184	68	15	101	83	36.96%	8.15%	45.11%
3145	AULT-HIGHLAND RE-9	3962	HIGHLAND HIGH SCHOOL	274	88	25	161	113	32.12%	9.12%	41.24%
3145	AULT-HIGHLAND RE-9		DISTRICT TOTAL	832	319	72	441	391	38.34%	8.65%	47%
3146	BRIGGSDALE RE-10	0000	NOT IN A SCHOOL	8	0	0	8	0	0%	0%	0%
3146	BRIGGSDALE RE-10	1008	BRIGGSDALE ELEMENTARY SCHOOL	62	21	6	35	27	33.87%	9.68%	43.55%
3146	BRIGGSDALE RE-10	1012	BRIGGSDALE UNDIVIDED HIGH SCHOOL	72	27	7	38	34	37.50%	9.72%	47.22%
3146	BRIGGSDALE RE-10		DISTRICT TOTAL	142	48	13	81	61	33.80%	9.15%	42.96%
3147	PRAIRIE RE-11	7154	PRAIRIE ELEMENTARY SCHOOL	96	20	9	63	29	20.83%	9.38%	30.21%
3147	PRAIRIE RE-11	7156	PRAIRIE JUNIOR-SENIOR HIGH SCHOOL	70	18	6	46	24	25.71%	8.57%	34.29%
3147	PRAIRIE RE-11		DISTRICT TOTAL	166	38	15	109	53	22.89%	9.04%	31.93%
3148	PAWNEE RE-12	3672	PAWNEE ELEMENTARY SCHOOL	54	6	11	37	17	11.11%	20.37%	31.48%
3148	PAWNEE RE-12	6812	PAWNEE JUNIOR-SENIOR HIGH SCHOOL	69	11	15	43	26	15.94%	21.74%	37.68%
3148	PAWNEE RE-12		DISTRICT TOTAL	123	17	26	80	43	13.82%	21.14%	34.96%
3200	YUMA 1	5221	LITTLE INDIANS PRESCHOOL	45	12	9	17	21	26.67%	20%	46.67%
3200	YUMA 1	9791	YUMA MIDDLE SCHOOL	266	112	31	123	143	42.11%	11.65%	53.76%
3200	YUMA 1	9795	KENNETH P MORRIS ELEMENTARY SCHOOL	281	124	40	117	164	44.13%	14.23%	58.36%
3200	YUMA 1	9799	YUMA HIGH SCHOOL	234	65	28	141	93	27.78%	11.97%	39.74%
3200	YUMA 1		DISTRICT TOTAL	826	313	108	398	421	37.89%	13.08%	50.97%
3210	WRAY RD-2	9725	WRAY ELEMENTARY SCHOOL	289	77	54	138	131	26.64%	18.69%	45.33%
3210	WRAY RD-2	9729	BUCHANAN MIDDLE SCHOOL	184	73	26	84	99	39.67%	14.13%	53.80%
3210	WRAY RD-2	9733	WRAY HIGH SCHOOL	205	52	27	124	79	25.37%	13.17%	38.54%
3210	WRAY RD-2		DISTRICT TOTAL	678	202	107	346	309	29.79%	15.78%	45.58%
3220	IDALIA RJ-3	4227	IDALIA ELEMENTARY SCHOOL	88	32	23	20	55	36.36%	26.14%	62.50%
3220	IDALIA RJ-3	4231	IDALIA JUNIOR-SENIOR HIGH SCHOOL	69	20	20	29	40	28.99%	28.99%	57.97%
3220	IDALIA RJ-3		DISTRICT TOTAL	157	52	43	49	95	33.12%	27.39%	60.51%
3230	LIBERTY J-4	5119	LIBERTY ELEMENTARY SCHOOL	51	19	7	21	26	37.25%	13.73%	50.98%
3230	LIBERTY J-4	5123	LIBERTY JUNIOR-SENIOR HIGH SCHOOL	48	11	12	25	23	22.92%	25%	47.92%
3230	LIBERTY J-4		DISTRICT TOTAL	99	30	19	46	49	30.30%	19.19%	49.49%
8001	CHARTER SCHOOL INSTITUTE	0653	STONE CREEK ELEMENTARY	212	16	7	189	23	7.55%	3.30%	10.85%
8001	CHARTER SCHOOL INSTITUTE	0654	THE PINNACLE CHARTER SCHOOL (ELEMENTARY)	932	190	79	663	269	20.39%	8.48%	28.86%
8001	CHARTER SCHOOL INSTITUTE	0655	THE ACADEMY AT HIGH POINT	327	42	37	201	79	12.84%	11.31%	24.16%
8001	CHARTER SCHOOL INSTITUTE	0656	COLORADO DISTANCE & ELECTRONIC LEARNING ACADEMY	317	40	9	268	49	12.62%	2.84%	15.46%
8001	CHARTER SCHOOL INSTITUTE	0657	NORTHERN COLORADO ACADEMY OF ARTS & KNOWLEDGE	404	5	66	333	71	1.24%	16.34%	17.57%
8001	CHARTER SCHOOL INSTITUTE	1279	CAPROCK ACADEMY	288	12	10	266	22	4.17%	3.47%	7.64%
8001	CHARTER SCHOOL INSTITUTE	1370	CESAR CHAVEZ COLORADO SPRINGS - CENTRAL	89	32	17	40	49	35.96%	19.10%	55.06%
8001	CHARTER SCHOOL INSTITUTE	1791	COLORADO SPRINGS CHARTER ACADEMY	311	45	21	245	66	14.47%	6.75%	21.22%
8001	CHARTER SCHOOL INSTITUTE	1795	COLORADO SPRINGS EARLY COLLEGES	357	38	29	290	67	10.64%	8.12%	18.77%
8001	CHARTER SCHOOL INSTITUTE	6913	THE PINNACLE CHARTER SCHOOL (MIDDLE)	415	103	42	270	145	24.82%	10.12%	34.94%
8001	CHARTER SCHOOL INSTITUTE	6914	THE PINNACLE CHARTER SCHOOL (HIGH)	271	45	23	203	68	16.61%	8.49%	25.09%
8001	CHARTER SCHOOL INSTITUTE	7278	RICARDO FLORES MAGON ACADEMY	90	53	11	25	64	58.89%	12.22%	71.11%

COLORADO DEPARTMENT OF EDUCATION
FALL 2007 PK-12 FREE AND REDUCED LUNCH BY SCHOOL

District Code	District Name	School Code	School Name	PK-12	FREE	REDUCED	Not Eligible	FREE AND REDUCED	% Free	% Reduced	% FRED
8001	CHARTER SCHOOL INSTITUTE	7512	ROSS MONTESSORI SCHOOL	187	23	18	146	41	12.30%	9.63%	21.93%
8001	CHARTER SCHOOL INSTITUTE	8929	21ST CENTURY CHARTER SCHOOL	221	105	42	74	147	47.51%	19%	66.52%
8001	CHARTER SCHOOL INSTITUTE		DISTRICT TOTAL	4,421	749	411	3,213	1,160	16.94%	9.30%	26.24%
9030	MOUNTAIN BOCES	1128	ARROWHEAD LEARNING CENTER	10	0	0	0	0	0%	0%	0%
9030	MOUNTAIN BOCES	6134	YAMPAH MOUNTAIN SCHOOL	69	0	0	0	0	0%	0%	0%
9030	MOUNTAIN BOCES	6136	MOUNTAIN BOCES DAY TREATMENT CENTER	17	0	0	0	0	0%	0%	0%
9030	MOUNTAIN BOCES	8389	SUMMIT COUNTY DOR PROGRAM	18	0	0	0	0	0%	0%	0%
9030	MOUNTAIN BOCES	9797	YAMPAH TEEN PARENT PROGRAM	25	0	0	0	0	0%	0%	0%
9030	MOUNTAIN BOCES		BOCES TOTAL	139	0	0	0	0	0%	0%	0%
9035	CENTENNIAL BOCES	9351	WELD OPPORTUNITY HIGH SCHOOL	128	0	0	1	0	0%	0%	0%
9035	CENTENNIAL BOCES		BOCES TOTAL	128	0	0	1	0	0%	0%	0%
9095	NORTHWEST COLO BOCES	9787	YAMPA VALLEY HIGH SCHOOL	12	0	0	0	0	0%	0%	0%
9095	NORTHWEST COLO BOCES		BOCES TOTAL	12	0	0	0	0	0%	0%	0%
9130	EXPEDITIONARY BOCES	2840	EXPEDITIONARY LEARNING SCHOOL	343	0	0	0	0	0%	0%	0%
9130	EXPEDITIONARY BOCES		BOCES TOTAL	343	0	0	0	0	0%	0%	0%
			COLORADO DETENTION CENTERS	428	47	4	273	51	10.98%	0.93%	11.92%
			STATE TOTAL	802,639	220,619	54,941	514,865	275,560	27.49%	6.85%	34.33%

