Check Out Colorado State Parks

Seven years of data showcasing this program's success

PROGRAM TOTALS

43,468
TOTAL CIRCULATION

308
PARTICIPATING LIBRARIES

ANNUAL SAVINGS OF **$69,800** FOR COLORADANS

43
STATE PARKS VISITED

3,654
PATRON SURVEYS COMPLETED

PROGRAM GROWTH

Before COVID-19 there were almost 150 checkouts per week.

Backpack checkouts dropped in 2020 but bounced back quickly.

2022 set a new record for backpack checkouts in a year!

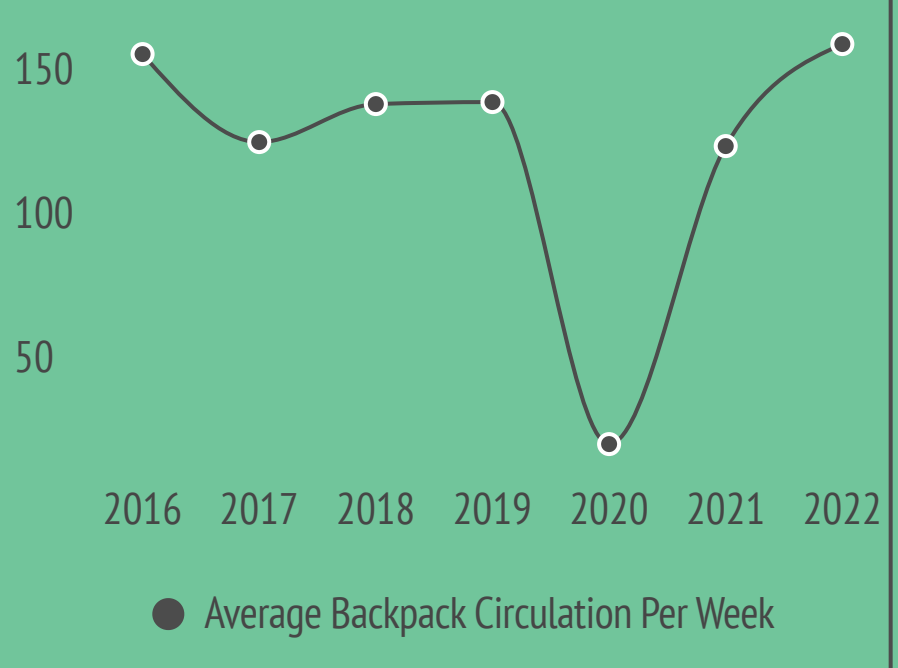

PARTICIPATION ACROSS COLORADO

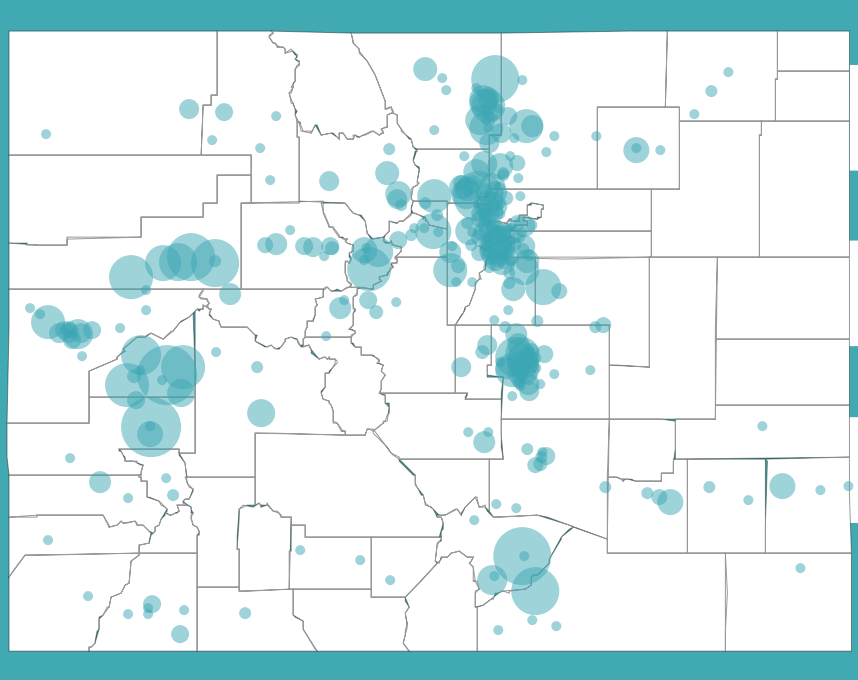

People from all regions of Colorado participate!

Every state park open to the public in Colorado was accessed.

1% of survey respondents were out of state visitors.

Areas in blue mark zip codes shared by Check Out Colorado survey respondents. The size of the circle corresponds with how often the zip code was shared, and areas where the circles overlap represent multiple zip codes shared in that area.

WHAT LIBRARIES HAVE TO OFFER

"I was not previously aware that public libraries offered such opportunities. It was a great resource for us."

"We are already regular beneficiaries of the awesome services provided by libraries and were delighted to spread the news of this resource."

5%
were neutral or did not agree

95% **of survey respondents agreed to the statement:**

The Check Out Colorado State Parks program changed my view about what libraries have to offer.

OUTDOOR ENGAGEMENT

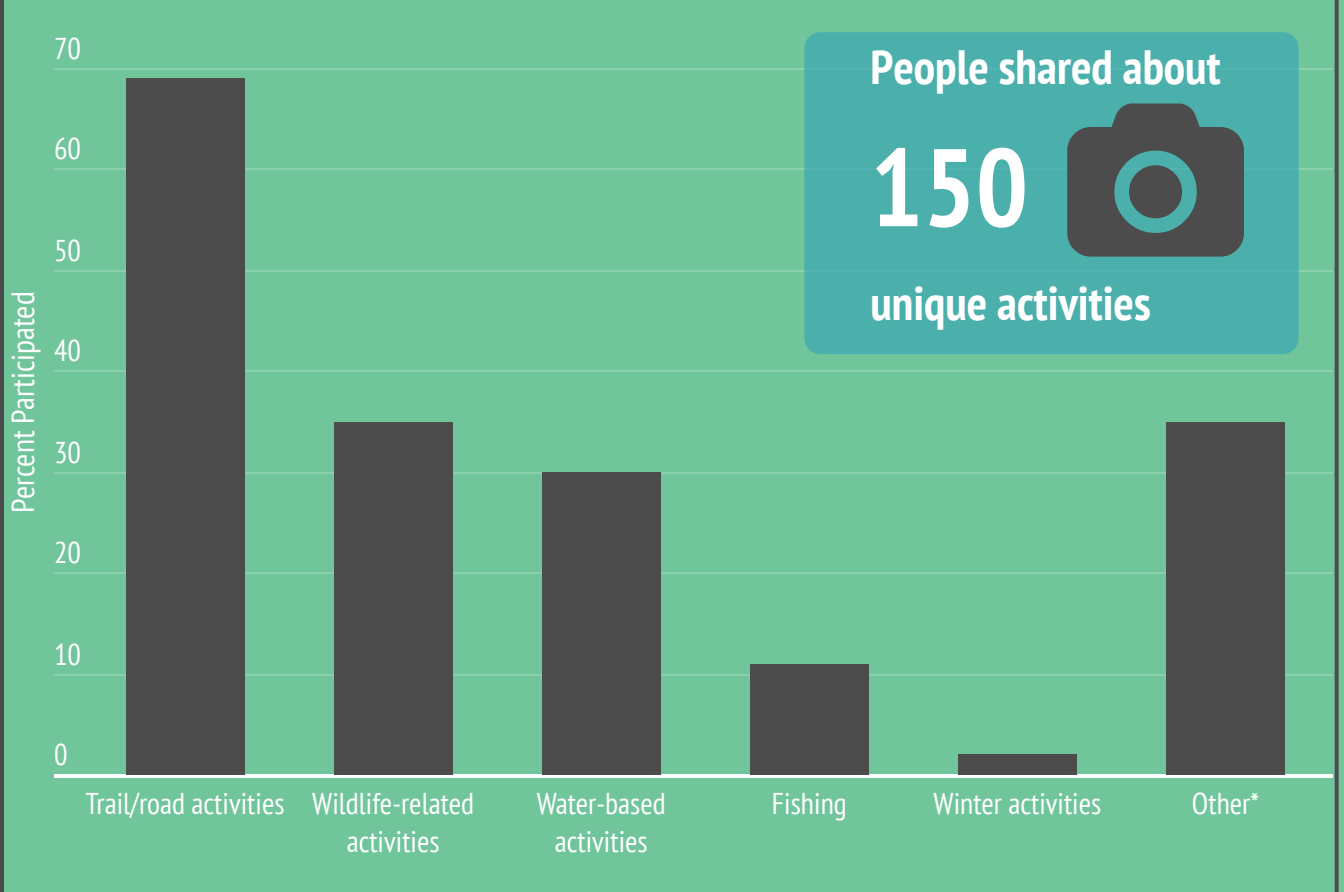

People shared about **150** unique activities

*Other includes a wide variety of activities such as geocaching, photography, and meditation.

CONNECTION TO NATURE

83%
Learned something new about nature

98%
SATISFIED

99%
Would recommend a visit to a state park

THANK YOU FOR SHARING YOUR STORIES!

#CheckOutColorado

Authors: Sara Wicen, Research Assistant & Cristy Moran, Adult Library Services Senior Consultant
www.lrs.org LRS@LRS.org

Fast Facts ED3/110.10/No. 366
June 2023 Library Research Service

INSTITUTE of Museum and Library SERVICES
This project was made possible in part by the Institute of Museum and Library Services

Made with infogram