



2022 Library Jobline Fast Facts



Library Jobline connects qualified job seekers with open positions in libraries and museums nationwide through tailored search options and a robust network of employer subscribers. In 2022, **the site posted 188 more jobs than it did in 2021**. New user data from Library Jobline shows that under half (42%) were employers while over half (58%) were job seekers. Overall, there was an 18% decrease in new users but a 17% increase in job postings compared to 2021.

2022 QUICK STATS



1,271 jobs posted



305 new users

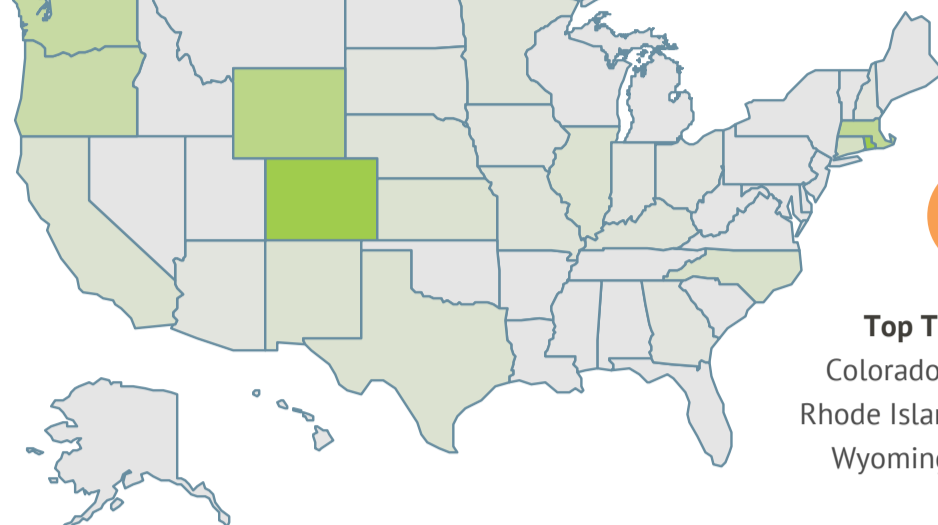


1,711,505 emails sent



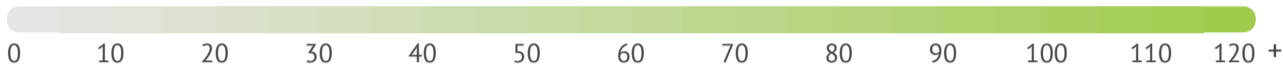
296,385 site views

The Number of Job Postings By State in 2022



Top Three States

Colorado: 48% of posts
Rhode Island: 13% of posts
Wyoming: 6% of posts



Job Posts Peaked Early In 2022



In 2022 there was a 17% increase in job postings from 2021 and a 135% increase in job postings compared to 2020.



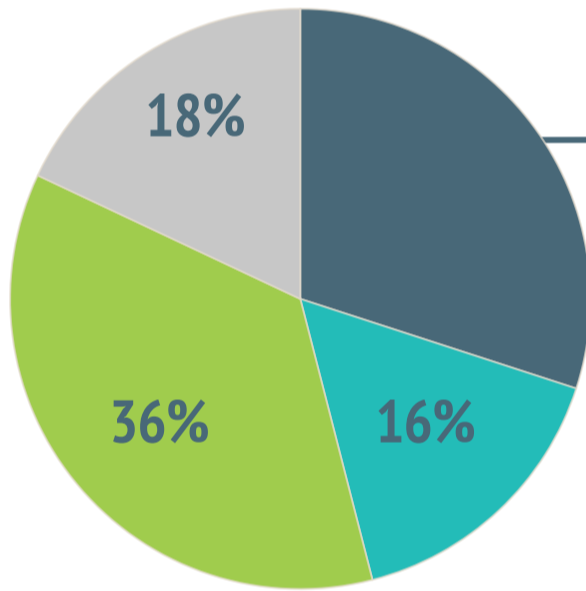
131 - New record for number of posts in a month. The previous record was 124 in 2021.

Total Library Jobline Users: 4,231



178 New job seekers in 2022
127 New employers in 2022

- Required MLIS degree
- Preferred MLIS degree
- Did not require MLIS degree
- No data

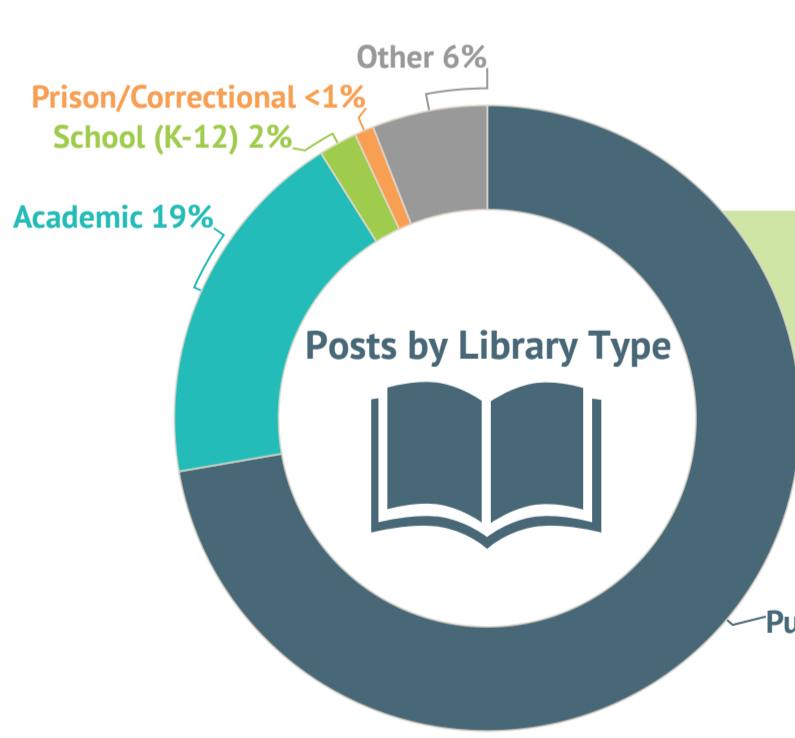


Degree Requirement

30% of job posts indicated that an MLIS degree was required for the position. Slightly more (36%) did not require an MLIS degree. About 18% of job posts did not specify if a degree was required, preferred, or not required.

2021 Graduates of LIS programs found similar employment rates but higher job satisfaction.

According to Library Journal's Placements and Salaries Survey 2022, 86% of 2021 LIS graduates are employed full-time. Seven out of ten (71%) are employed in an LIS field. 76% of those with a job expressed satisfaction with their placement, which is up 11 percentage points from last year.



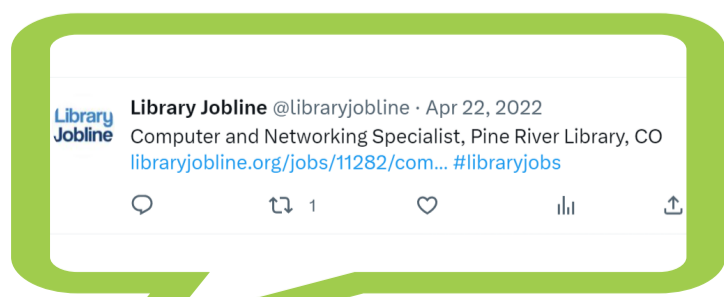
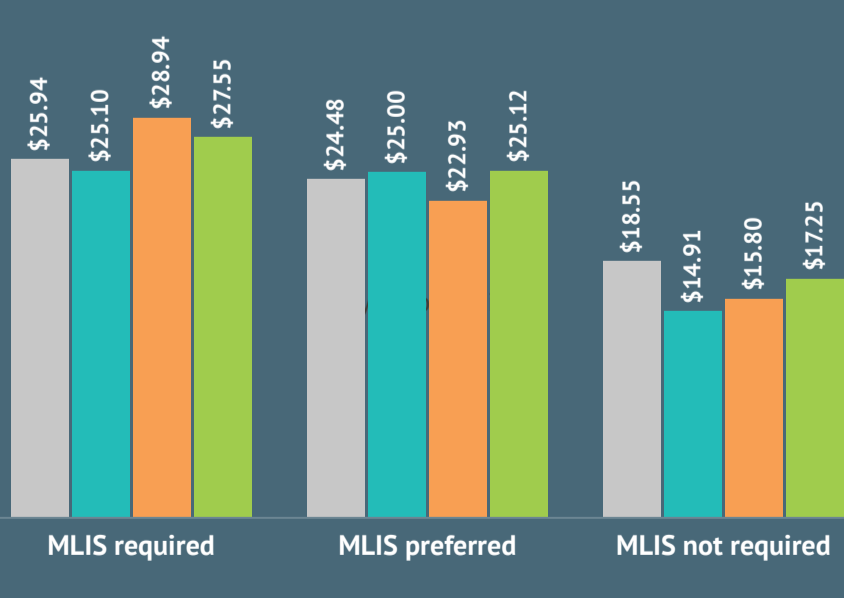
75% of jobs posted were for full-time positions*

*full-time was defined as 30 or more hours per week

Wages for jobs not requiring a MLIS and wages for jobs preferring an MLIS both increased from 2021. The wage increase in 2022 for jobs not requiring a MLIS degree and jobs preferring a MLIS degree was 9% and 10% respectively. Wages for jobs that require a MLIS degree fell by 5% after jumping 15% in 2021.

Average hourly wages are calculated based on the salary ranges employers report in job posts. Annual salaries are calculated based on an assumption of working 40 hours per week and 52 weeks per year.

Average starting wages for the past 4 years



1,195 total followers
9,657 total tweets

@LibraryJobline on social media

LibraryJobline.org
info@libraryjobline.org

Library Jobline is maintained by the Network and Resource Sharing unit of the Colorado State Library, in cooperation with the Rhode Island Office of Library and Information Services, and is made possible in part by a grant from the Institute of Museum and Library Services.

Author: Sara Wicen, Research Assistant
www.lrs.org LRS@LRS.org
Fast Facts ED3/110.10/No. 365
June 2023 Library Research Service



Made with infogram