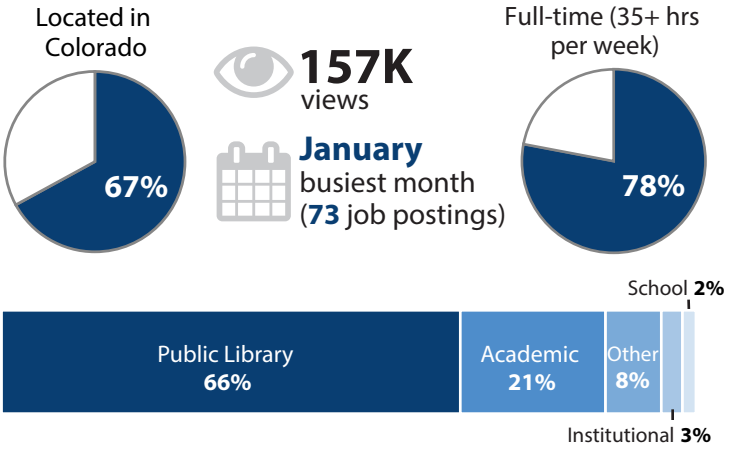


# 2017: Library Jobline Reflects a Steady Job Market

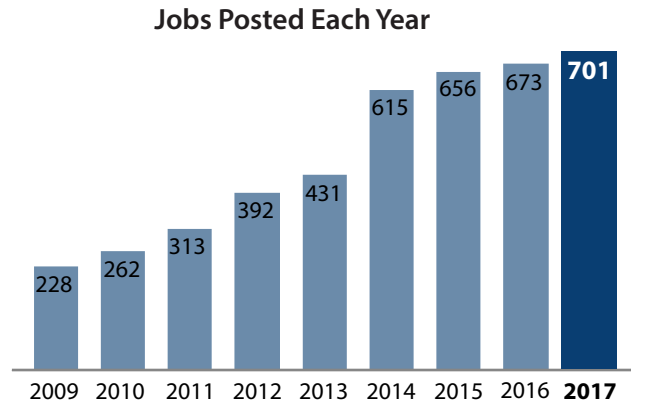


Postings for library jobs continued to rise in 2017, according to LRS's popular library job posting website, LibraryJobline.org. In 2017, **701** jobs were posted—the most ever since the service's launch in 2007. Average hourly salaries for both Academic (\$22.06) and Public (\$22.26) library positions remained steady. The average hourly salary for School libraries (\$19.86) continued to rise and has recovered from its low in 2015 (\$16.62). Read on to learn more about how the rest of 2017 shaped up.

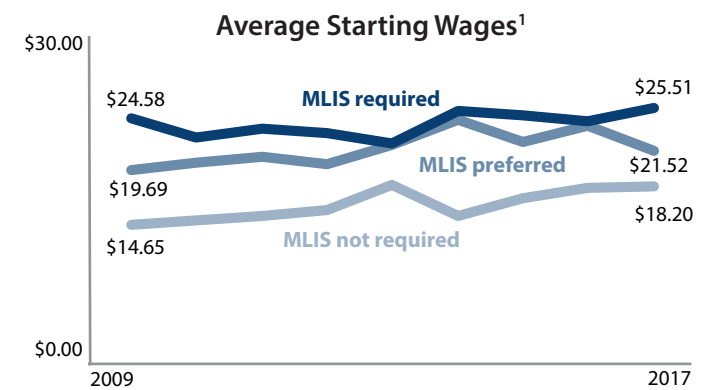
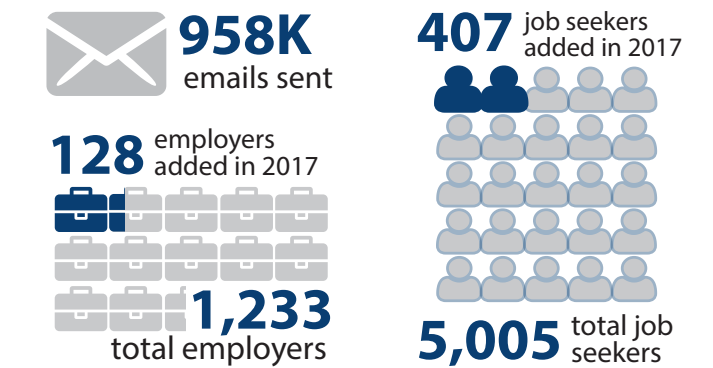
## 2017 QUICK STATS: 701 jobs posted



## LIBRARY JOBLINE TRENDS



## SUBSCRIPTIONS



MLIS required since 2009: +4%

MLIS preferred since 2009: +9%

MLIS not required since 2009: +24%

@libraryjobline

1,100+ followers

6.1K tweets

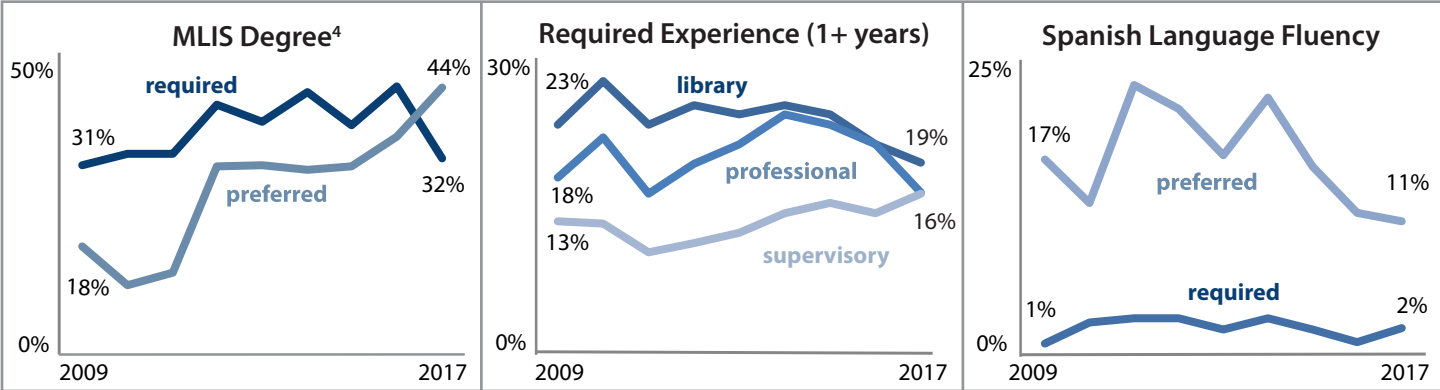
#JobTip: Follow @libraryjobline to get our favorite job hunting advice, #libraryjobs postings, & weekly #HOTJOB

**\$28.14** 2017 librarian estimated hourly median pay, Bureau of Labor Statistics<sup>2</sup>

**\$23.07** 2016 new MLIS graduate median pay, Library Journal Placements & Salaries survey<sup>3</sup>

## REQUIREMENTS & PREFERENCES

When posting jobs on Library Jobline, employers have the option of specifying whether they prefer or require that applicants meet certain criteria. Here we've outlined the percentages in which employers indicated the criteria below.



1. Among those postings that specified a degree requirement and a starting wage.  
 2. Bureau of Labor Statistics, U.S. Department of Labor. (2018). 25-4021 Librarians. *Occupational Employment and Wages, May 2017*. Retrieved from <https://www.bls.gov/oes/current/oes254021.htm>.  
 3. Allard, Suzie. (2017). Placements & Salaries 2017: Explore All the Data. *Library Journal*. Retrieved from <https://lj.libraryjournal.com/2017/10/placements-and-salaries/2017-survey/explore-all-the-data-2017/>.  
 4. Among those postings that specified a degree requirement.