

Web 2.0 and Colorado's Public Libraries

ED3/110.10/No. 280

November 11, 2009

Like most sectors, public libraries are being dramatically affected by a world of rapidly changing technology. Savvy consumers are beginning to expect the organizations that they interact with to have increasingly sophisticated web presences. In order to compete for their patrons' attention, and better serve their communities, some public libraries are beginning to enter into the realm of "Web 2.0," reaching out to users in new ways.



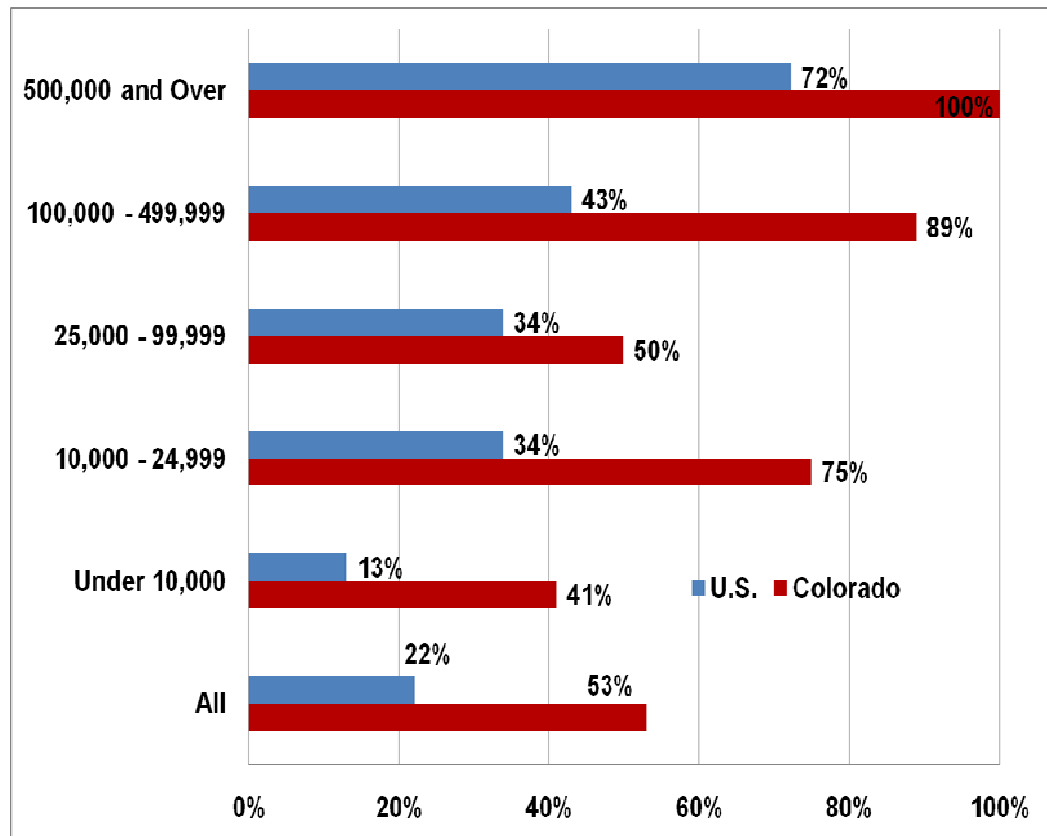
The Library Research Service (LRS) recently concluded a study, *U.S. Public Libraries and the Use of Web Technologies*,¹ which sought to determine the extent to which public libraries across the nation are adopting specific web technologies ranging from the most basic – having a web presence – to more recent technological developments such as having a presence on various social networking sites. In the spring of 2008, LRS staff members scoured the web sites of nearly 600 public libraries in the United States, looking for the existence of these technologies. The study included all public libraries in Colorado, giving us the opportunity to see where Colorado's libraries stand relative to their counterparts nationwide in terms of web technology implementation.

Virtual Reference

There were a few areas where Colorado's public libraries far outpaced their peers in the rest of the country. Most notably, Colorado's public libraries were well over twice as likely to provide a chat reference service than the public libraries in United States as a whole (see Chart 1). More than half (53%) of the state's public libraries offer such a service, compared with just over one in five (22%) nationwide. This difference existed for libraries of all sizes. For instance, all public libraries serving at least 500,000 people in Colorado provided chat reference, compared with 72 percent nationwide, and the rate of chat reference availability for libraries serving between 100,000 and 499,999 patrons was more than twice as high in Colorado than in the nation generally (89% versus 43%). The contrast between libraries in Colorado and those elsewhere is even greater when comparing smaller libraries. Colorado public libraries serving fewer than 10,000 people are over three times more likely to offer chat reference to their patrons than similar sized libraries throughout the United States (41% versus 13%).

¹ Lietzau, Z. (2009) *U.S. Public Libraries and the Use of Web Technologies* (Closer Look Report). Denver, CO: Colorado State Library, Library Research Service.



Chart 1: U.S. Public Libraries with Chat Reference Services, Colorado and United States


This high rate of public libraries providing chat reference in Colorado can be attributed mainly, if not wholly, to the presence of AskColorado, the state's collaborative virtual reference services. In 2008, while some of the state's public libraries use AskColorado in addition to another virtual reference service, only two Colorado public libraries were identified that provided chat reference but did not use AskColorado.

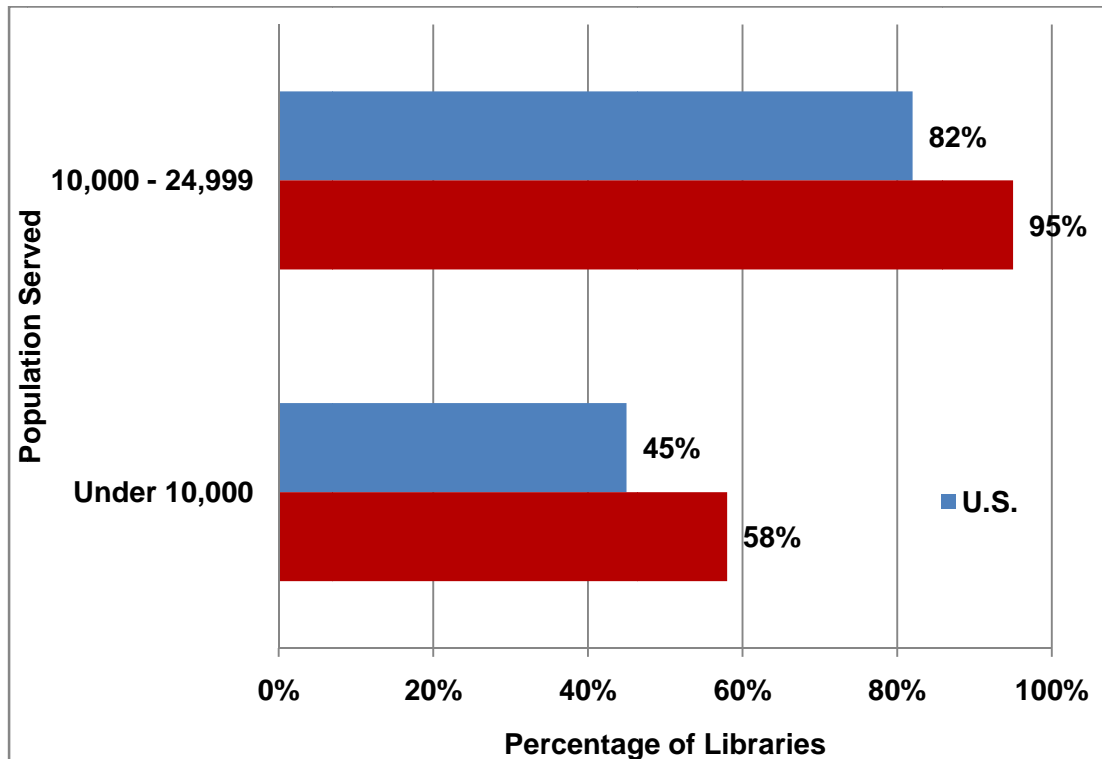
According to AskColorado coordinator Kris Johnson, "Early on, libraries in Colorado realized offering a 24/7 chat reference service would benefit their patrons, but that they couldn't offer the service alone. So, in 2003 Colorado libraries formed the AskColorado virtual reference cooperative. Member libraries contribute financially to the service, and about half of those libraries staff the service. Libraries in the state have embraced this model."

Online Catalogs

The other area where Colorado's public libraries significantly outperformed their counterparts nationwide was in the likelihood of its libraries to provide online access to their catalogs. An estimated 62 percent of public libraries in the United States allowed online catalog access; that number jumped to 73 percent for Colorado's libraries. Again, Colorado outpaced the nation primarily among the smallest libraries (see Chart 2). Nearly all (95%) of Colorado's libraries serving 10,000-24,999 people provided such access, compared with just over four out of five (82%) nationwide. Among libraries serving fewer than 10,000, 58 percent in Colorado provided online account access compared with 45 percent nationwide.



Chart 2: Percentage of Public Libraries that Provide Online Access to their Catalogs, Colorado and United States



Like the differences in chat reference, much of the success Colorado's public libraries achieve in terms of offering online catalog access can be attributed to the existence of a statewide service. In this case, the Plinkit project, which assists libraries by providing a no-cost solution to developing an online web presence, is crucial. According to Christine Kreger, Plinkit project coordinator for Colorado, "Libraries today are all about building community and being accessible to their patrons. Plinkit, a website creation and hosting service provided by the Colorado State Library, offers small, rural libraries across Colorado the opportunity to put their library online and to allow their users to connect to the library's catalog, information and services 24/7."

Plinkit Helps Libraries Adopt Web2.0 Technologies

"Plinkit has significantly improved our library service to patrons in Teller County. Because of Plinkit we have been able to create a great looking, professional website for our two libraries. We list our events, computer classes and story times on our Plinkit calendar. We have customized our Plinkit homepage to include library news, links to our catalog, links to our proprietary databases, an online Interlibrary Loan form, links to state and local services, a link to Ask Colorado, and much more."

-Plinkit User

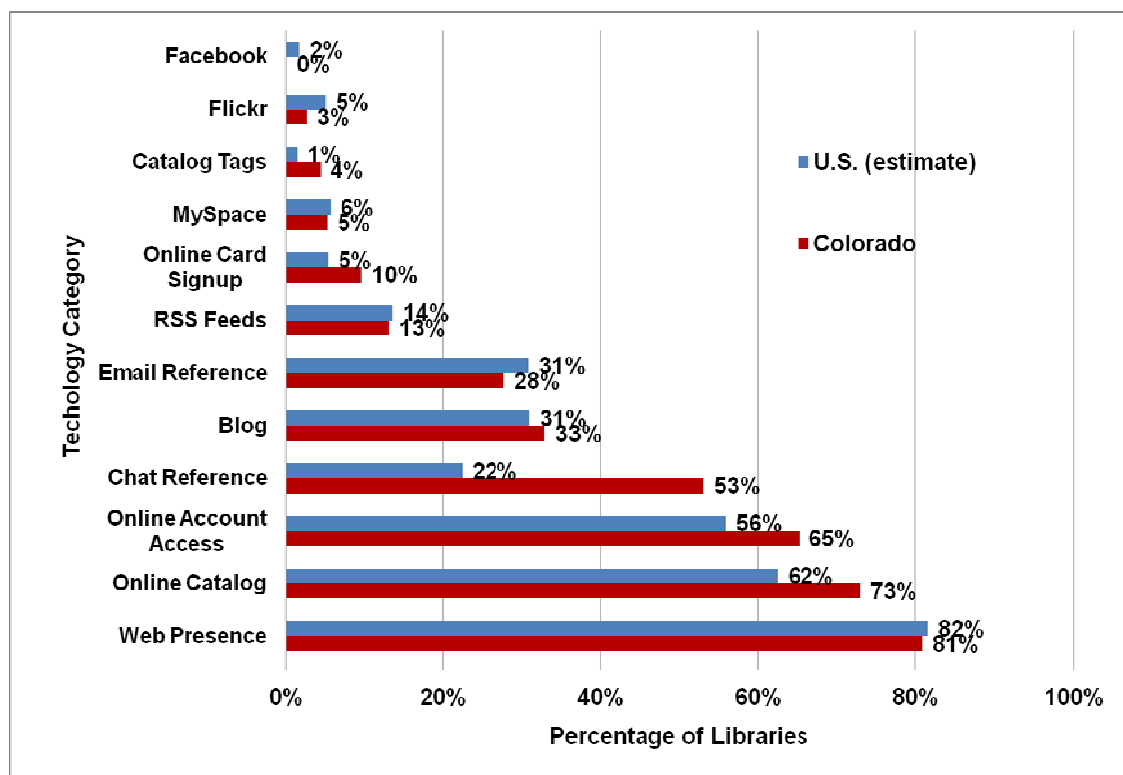
Other Web 2.0 Technologies

For most other technologies included in the study, results for Colorado's public libraries mirrored the nation-wide sample (see Chart 3). Though most libraries in Colorado had a web presence (81%), like their peers across the country, public libraries in Colorado were not likely to have ventured very deeply into Web 2.0 technologies at the time of the study. About a third of the public libraries in Colorado were communicating with their patrons via a blog or blogs, and roughly the same percentage explicitly allowed their patrons to send in



reference questions via email. Presence in social networking spaces was nearly non-existent for Colorado's public libraries, and though libraries in Colorado were slightly more likely to allow for tagging of catalog items than the rest of the nation as a whole, only four percent allowed this option.

Chart 3: Percentage of Libraries with Various Web 2.0 Technologies, Colorado and U.S.



Note: about 60% of public libraries in the United States, and a similar percentage in Colorado, serve fewer than 10,000 people. This high proportion of small libraries, which are less likely to have adopted web technologies, may cause the percentages in this chart to be lower than one might assume.

The fast-evolving nature of the web makes it difficult to determine which technologies are worth the investment of resources, and which are flashes in the pan. Public libraries in Colorado, like their counterparts throughout the United States, are still feeling their way through the wilds of Web 2.0. One thing, however, is evident. When a path has been chosen, collaboration can be key in making progress. In this venue – with AskColorado and Plinkit as examples – Colorado's public libraries are trailblazers.

ABOUT THIS ISSUE

Author: Zeth Lietzau, Associate Director, Library Research Service
 Library Research Service • 201 East Colfax Avenue, Suite 309 • Denver, CO 80203-1799
 Phone 303.866.6900 • E-mail: LRS@LRS.org • Web site: www.LRS.org

Fast Facts – Recent Statistics from the Library Research Service
 Colorado State Library • Colorado Department of Education



Library & Information Science Program • Morgridge College of Education • University of Denver
 © 2009 • Permission granted to reproduce for nonprofit purposes

