

# Budget Request Fiscal Year 2011-12

November 1, 2010



cde

Colorado Department of Education  
201 East Colfax Avenue ~ Denver, CO 80203  
303.866.6600 ~ 303.830.0793 fax

[www.cde.state.co.us](http://www.cde.state.co.us)

## Budget Request – Fiscal Year 2011-12 November 1, 2010

### Table of Contents

Department Description .....	Tab #1
Strategic Plan .....	Tab #2
Change Request Summary .....	Tab #3
Change Requests .....	Tab #4
Decision Items:	
DI-01) Annual Total Program Funding Adjustments, and Hold-harmless Full-day Kindergarten Funding FY 2011-12	
DI-02) Constitutionally Required Increase for Categorical Programs In FY 2011-12	
DI-03) Increased Spending Authority for the GED Self-funded Program	
Non-Prioritized Items:	
a. 2% Across the Board Personal Services Reduction	
b. Statewide PERA Adjustment	
c. Pro-Rated Benefits	
d. Annual Fleet Vehicle Replacement	
e. Printing of Statewide Warrants	
Line Item Description .....	Tab #5
Reconciliation .....	Tab #6
Schedule 2 – Budget Summary .....	Tab #7
Schedule 3 – Agency Summary by Line Item	
(1) Management and Administration .....	Tab #8
(2) Assistance to Public Schools .....	Tab #9
(3) Library Programs .....	Tab #10
(4) Colorado School for the Deaf and the Blind .....	Tab #11
Schedule 4 – Source of Funding .....	Tab #12

Schedule 5 – Line Item to Statute ..... Tab #13

Schedule 6 – Special Bills Summary ..... Tab #14

Schedule 7 – Supplemental Bills Summary ..... Tab #15

Schedule 8 – Common Policy Summary ..... Tab #16

Schedule 9 – Cash Fund Reports ..... Tab #17

Schedule 14 – Position and Object Code Report ..... Tab #18

## Table of Contents

Organization Chart.....4

Department Description and Background Information.....5

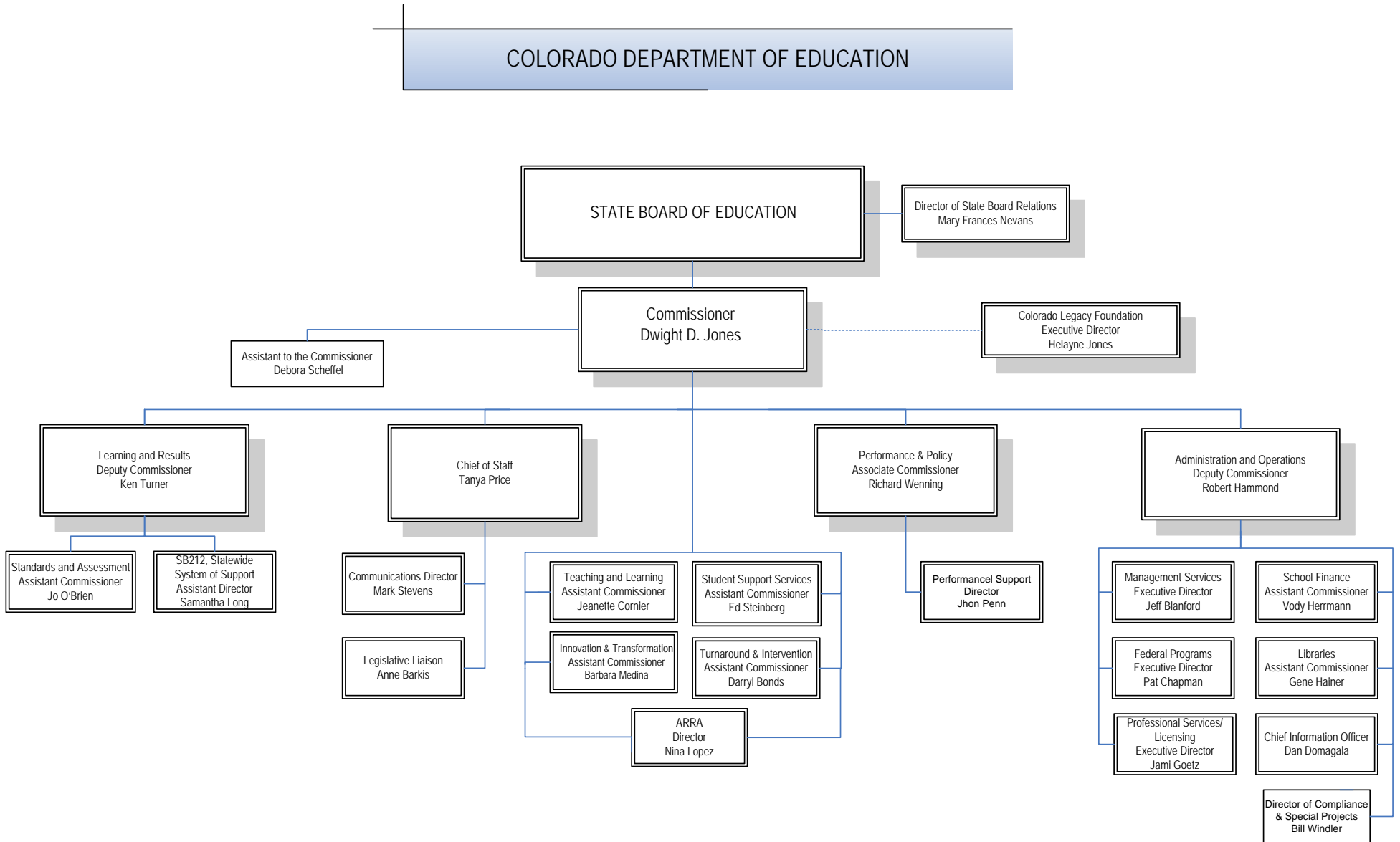
Prior Year Legislation – 2009 Legislative Session.....16

Hot Issues.....34

Work Load Reports.....36

Department Fact Sheet.....46

**Organization Chart**



## **Department Description and Background Information**

The Colorado Department of Education (CDE) is the administrative arm of the Colorado State Board of Education. CDE serves Colorado's 178 local school districts, providing them with leadership, consultation and administrative services on a statewide and regional basis.

CDE is made up of over forty units, 25 different programs, and 300-plus staff members, all pursuing the department's organizational commitment. In keeping with this commitment, the department not only administers K-12 public education, but also the state library system, family/adult literacy efforts, and the Colorado School for the Deaf and the Blind.

**State Board of Education** - In 1948, the Colorado State Constitution was amended to authorize an elected state board of education to provide general supervision of public schools, with powers and duties described throughout title 22 of the Colorado Revised Statutes. The first Colorado State Board of Education was elected in November 1950, and began its work in January 1951. Today, the state board of education is composed of seven elected officials representing Colorado's congressional districts. Board members serve without pay for six-year terms.

Title 11 of the Colorado Revised Statutes – specifically Sections 22-2-106 through 109 and 117 lists the state board's main responsibilities. These responsibilities include: addressing teacher licensing matters, approving CDE's budget, ordering distribution or apportionment of federal and state money for use of the public schools in the state, appraising and accrediting public schools and school districts, promulgating and adopting policies, rules and regulations concerning general supervision of public schools, adjudicating appeals concerning charter schools, appeals concerning initial decisions of the administrative law courts, appeals regarding online programs and appeals concerning exclusive chartering authority.

**Office of the Commissioner of Education** exists to serve the more than 800,000 pre-K through 12 public school children across Colorado by ensuring responsive support to the state's 178 school districts. In June 2007, Dwight D. Jones was unanimously selected as commissioner by the Colorado State Board of Education to implement legislative priorities and the board's strategic plan. He is assisted in the oversight of the entire agency by an advisory team comprised of two deputy commissioners, an associate commissioner and a chief of staff.

In September 2007, the department released its *Forward Thinking* plan to better align its endeavors with the board's strategic plan. *Forward Thinking* also announced the department's commitment to providing guidance, service and support to school districts via professional development in best practices; tools to eliminate gaps and increase achievement for all students; efficient use of federal,

## Department Description FY 2011-12 BUDGET REQUEST

state and private funds; reliable research, data and analysis; and the continual building and expanding of leadership capacity. The department then reorganized to better align the work of each unit with the goals of the plan.

Organizationally, the department is divided into two categories: learning and results, and administration and operations. Ken Turner, Ed.D., is the deputy commissioner for learning and results, which encompasses standards and assessment; innovation and transformation (including online learning, regional services and schools of choice); teaching and learning; and student support (including special education and gifted and talented). Robert Hammond is the deputy commissioner of administration and operations for the department. Under his direction are legislation and policy; professional services; communications; school finance; management services; federal programs; and information and technology.

Associate Commissioner Richard Wenning collaborates with both deputies on projects related to student achievement, longitudinal growth and education policy. Chief of Staff Tanya Price manages the commissioner's office and stays abreast of day-to-day program activity. She is the commissioner's point person and liaison to staff.

**Strategic Partnership** - As part of the Colorado Department of Education's *Forward Thinking* plan, the Colorado Legacy Foundation is a new privately funded nonprofit organization founded by CDE. The foundation seeks to build ongoing statewide leadership and support for aligning Colorado's P-20 education delivery system to meet the global demands of today's rapidly expanding, knowledge-centered economy. Its mission is to accelerate specific improvements within the P-12 system through strategic, public-private partnerships that prepare college-ready students for an economically and socially vibrant Colorado.

**Standards and Assessments** reviews the Colorado model content standards and the current research in both content and pedagogy most effective in helping students and teachers achieve better classroom results. Public conversations and information sessions are conducted with schools, higher education, school boards, policy makers, and the media. The office of standards and assessments is working with WestEd to perform an analysis of the current Colorado model content standards in preparation for a State Advisory Stakeholder Committee's recommendations about refreshing and renewing Colorado model content standards to reflect 21<sup>st</sup> century skills, college readiness and workforce readiness. Following the update of the standards, the office of standards and assessments will be responsible for the revision of the state assessments to reflect the revised standards.

The office of standards and assessments has two subordinate units: the unit of student assessment and the research and evaluation unit.

The unit of student assessment is charged with the responsibility of implementing the Colorado Student Assessment Program (CSAP) for grades three through ten in reading, writing, mathematics and science for grades five, eight and ten. The alternate assessment, CSAPA in the aforementioned grades and content areas; Spanish language assessments in reading and writing are administered in

## Department Description FY 2011-12 BUDGET REQUEST

grades three and four; the Colorado English Language Acquisition assessment in grades K-12, and the grade 11 ACT for Colorado. Colorado Revised Statutes (CRS) 22-7-409 and federal legislation HB 1 known as No Child Left Behind (NCLB). Additionally, National Assessment of Educational Progress (NAEP) is administered through the unit.

Unit of student assessment staff are responsible for working with the various assessment vendors in development, data management and the scanning, scoring and reporting of the scores for the specific assessments per the requirements of state and federal statutes. Colorado is one of 31 states to receive federal approval of its standards and assessments system.

The research and evaluation unit is a new unit created in the spring of 2008 within the office of standards and assessment. This unit is also responsible for the calculation of Colorado's longitudinal growth data. The mission of the research and evaluation unit is to drive and support a more systematic and responsible approach to education improvement policy using the proprietary and extensive student database held by CDE.

The **Turnaround and Intervention Unit** is being formed as the result of Title I-A School Improvement funds provided within the American Recovery and Reinvestment Act. This unit will specialize in providing technical assistance and other services to districts and schools on improvement based on their Annual Yearly Progress and CSAP scores.

The **Language, Culture and Equity Unit (LCEU)** (formerly the English language acquisition unit) provides leadership, expertise, and consultation to districts, parents/guardians, students and Colorado communities in order to support all English language learners and migrant students linguistically, socially, and academically. This support is funded by two federal grants and one state grant. The federal grants come from the No Child Left Behind legislation in the form of Title III; Language Instruction for Limited English Proficient and Immigrant Students; and Title I, Part C, Education for Migratory Children.

The unit's primary focus includes issues of educational equity primarily through the parent engagement coordinator. This person works to implement the Immigrant Integration toolkit and the development of an equity resource guide for Colorado schools. The LCEU sponsors numerous trainings for practitioners, parents, and community members for professional development and to disseminate information with regards to policy and best practices in order to develop a common understanding of issues related to student achievement. The LCEU also creates an annual report on the State of the State of English Language Learners in Colorado. Technical assistance is also provided to assist districts with Colorado's rapidly changing demographics. The state grant comes from legislation in the form of the English Language Proficiency Act (ELPA).

The **Unit of Online Learning** serves and supports authorizing districts, online programs and all stakeholders by blending statutory oversight responsibilities with the provision of technical assistance. The unit provides technical assistance to districts to begin online



## Department Description FY 2011-12 BUDGET REQUEST

programs and to districts that already have online programs in existence. In addition to providing oversight and staff for the Application of Certification of Online Programs, the unit receives the required annual reports from the online programs and creates a summary report for delivery to the state board and the Education Committee of the Colorado State Legislative Assembly. The unit of online learning develops and delivers applicable professional development for online teachers and administrators and brings together interested stakeholders in order to reach a common understanding of process and procedure. The unit also provides a review team and oversight for dispersal of the funds from the Supplemental Online Grant program.

The **Unit of Regional Services/Accreditation** provides a personal link to CDE that helps maintain relationships, develop leadership capacity, facilitate two-way communication between the field and CDE, and provides professional development. The regional managers assume and provide leadership and service to districts in six focus areas: accreditation/growth/accountability/results, achievement gap, RtI/progress monitoring, data analysis, leadership capacity building, and postsecondary readiness.

The **Schools of Choice (SOC)** unit provides information about non-traditional K-12 educational options (public charter, open enrollment, nonpublic and homeschool) to parents, teachers, districts, schools, CDE, and the general public. Funded by the federal government through Title V, Part B, which is the Public Charter School Grant Program (PCSGP), SOC funds new charter schools in their first three years of operation through a competitive application process. SOC manages the Choice and Charter School Web pages, provides technical guidance through data, research and analysis, and provides technical assistance to new and established charter schools.

**Teaching and Learning** provides leadership, guidance, and support with respect to the implementation of standards, educator professional development and the dissemination of research-proven instructional practices. The office takes the lead on the development of tools, strategies, and processes designed to make it possible for schools, staff, and students to demonstrate the greatest possible growth and performance.

The office oversees and coordinates support for the standards revision process, conceptualizes a vision, marshals needed resources and develops a work schedule. Through professional development, the office develops and implements a more consistent and comprehensive statewide system of support that promotes standards-based learning systems and which builds the capacity for schools and districts to achieve ambitious student outcomes.

The office ensures that quality standards are implemented for the operation and administration of multidistrict online educational enterprises and develops the infrastructure (policies, procedures, curriculum, practices, management tools, etc.) needed to support this effort.

## Department Description FY 2011-12 BUDGET REQUEST

**Student Support** encompasses five units: exceptional student leadership, gifted education, adult education and family literacy, prevention initiatives and facility education programs.

The **Exceptional Student Leadership Unit** administers both the State Exceptional Children's Educational Act (ECEA) and the Federal Individuals with Disabilities Education Act (IDEA) for children with disabilities. The unit must assure that the state and local administrative units are meeting 20 compliance and performance and indicators that have been identified by the Federal Office of Special Education Programs (OSEP). Several indicators compare percentage rates for children with disabilities to the rates for nondisabled children. These include graduation and dropout rates, participation in statewide assessments, and rates of suspension/expulsion. The percent of preschool children with disabilities who demonstrate improved positive social-emotional skills, acquisition and use of knowledge and skills, and appropriate behaviors to meet their needs must meet a threshold approved by OSEP.

The **Gifted Education Unit** administers the state categorical program for gifted children under the ECEA. Program plans that assure the implementation, identification and programming for gifted children are developed by administrative units with support from the unit.

The **Adult Education and Family Literacy Unit** provides a range of instructional services that address the basic educational needs of Colorado youth and adults. These services are funded under Title II of the federal Workforce Investment Act of 1998. Services provided through the grant include English as a second language instruction, adult education and adult secondary education instruction, and GED instruction. Oversight and supervision of the state GED testing program office is also provided.

Several state and federal programs are included under the prevention initiatives unit. The purpose of the Coordinated School Health program is to improve the health of Colorado children by decreasing childhood obesity through improved physical education, nutrition, and tobacco prevention in Colorado schools. The Comprehensive Health Education program encourages healthy lifestyles and develops programs that prevent risk behavior. Expelled and At Risk Student Services is a state categorical program which supports students who have been expelled, and implements strategies to help students avoid expulsion. The objectives of the federal Safe and Drug Free Schools and Communities program are to prevent and reduce tobacco, alcohol and other drug use among students and youth, and to prevent and reduce violence in and around schools. Learn and Serve Colorado is a program designed to: increase quality and reach of service-learning in Colorado, especially with disadvantaged youth; increase the impact of service-learning on K-12 academic achievement; and increase the impact of service-learning on the civic engagement of students and communities. The objectives of the federal McKinney-Vento Education of Homeless Children and Youth program are to remove barriers and develop policies, procedures and systems which support enrollment retention, and success of homeless children and youth; and provide educational and social support for homeless students, preschool through 12<sup>th</sup> grade, to assist them in meeting the same academic performance as all students.

## Department Description FY 2011-12 BUDGET REQUEST

The **Facility Education Programs Unit** oversees the implementation of educational programs within facilities. The unit works with facilities to create consistency with regard to curriculum, standards, and tracking student performance within facility education programs to raise the overall quality of the education provided to these students.

**School Finance** - Colorado public schools and the Charter School Institute (CSI) receive funding from a variety of sources. However, most revenues to Colorado's 178 school districts and CSI are provided through the Public School Finance Act of 1994 (as amended). In budget year 2008-09, this legislation provided for over \$5.3 billion of funding to Colorado school districts via state taxes (\$3.39 billion), local specific ownership (vehicle registration) taxes (\$160 million), and local property taxes (\$1.8 billion). Moneys provided via the Public School Finance Act of 1994 and through the financing public schools unit are available to each school district to fund the costs of providing public education.

In addition to the implementation of the Public School Finance Act and distribution of other funds, the financing public schools unit provides technical assistance and support to the school districts, Boards of Cooperative Education Services (BOCES), charter schools, and the Charter School Institute in the various budgetary, accounting, and reporting requirements imposed on such governmental entities via the statutory and regulatory processes.

One of the methods of monitoring activities is through the Automated Data Exchange (ADE) process. The Automated Data Exchange is the electronic data collection system through which all school districts, BOCES, and CSI submit their annual financial data to CDE: C.R.S. 22-44-105 (4)(a).

In addition, the financing public schools unit oversees the Financial Policy and Procedures (FPP) Advisory Committee. The main function of the committee is the upkeep of the FPP Handbook and Chart of Accounts to conform to legislative and statutory changes.

The **Colorado Preschool Program** (CPP) provides service and support in the development and administration of early childhood programs serving at-risk three, four, and five year olds in 171 school districts throughout the state. In 2008-09 the program is authorized to fund 20,160 children to attend a high quality preschool program and receive family support.

The five primary functions of this area are to: 1) Provide assistance and oversight to school districts and programs so that methods for operating the Colorado Preschool Program comply with statutory intent. CPP children are served in a diverse delivery system, including Head Start programs, charter schools, public schools, private for-profit programs, and public non-profit early childhood programs. 2) Research, compile and report on data concerning the Colorado Preschool Program. Using this data annually evaluate the effectiveness of the Colorado Preschool Program and submit a corresponding report to the state legislature. 3) Ensure each year that Colorado Preschool program slots are correctly reported by school districts and fully allocated in the Automated Data Exchange

## Department Description FY 2011-12 BUDGET REQUEST

system. 4) Provide assistance to districts wishing to participate in the Colorado Preschool Program and facilitate the allocation of CPP slots upon expansion of the program. 5) Upon request from a school district, provide technical assistance regarding the implementation of a full-day kindergarten program and train personnel for the successful implementation of a full-day kindergarten program.

**Capital Construction** provides financial and technical assistance to school districts, charter schools, and the Charter Schools Institute for facility needs. Historically, the program has provided grants through a competitive grant program to the poorer districts in the state and for projects that address primarily health and safety needs. The existing competitive grant program has been eliminated by 2008 legislation which establishes a new program called Building Excellent Schools Today (BEST). Additionally, this group administers a Charter School Capital Construction Program, a federal program called Qualified Zone Academic Bonds (QZAB), and a new full-day kindergarten grant program. The Charter School Capital Construction Program provides funding through a formula grant to charter schools to assist with facility needs. The QZAB program authorizes school districts to obtain interest free financing which can be used for facility needs. The full-day kindergarten grant program is a new program created in 2008 legislation which is a competitive grant program to assist school districts, charter schools, and the Charter Schools Institute with facility needs created when implementing new full-day kindergarten programs.

The BEST program will continue to provide financial assistance in the form of grants for smaller health, safety, and security types of projects as well as emergency projects. Additionally, the BEST program allows the state to finance larger new school and major addition projects using a lease/purchase COP arrangement. The BEST program will establish facility construction guidelines and will conduct a statewide public school facility assessment for evaluating needs in public school, charter school, Charter School Institute, BOCES, and The Colorado School for the Deaf and Blind facilities. Additionally, the program will provide technical support to assist with identifying needs, writing grants for BEST assistance, project design, and construction management. The capital construction grant group is currently developing this new program.

The **Nutrition Unit** is responsible for the administration of the federal Child Nutrition Programs (National School Lunch, School Breakfast, Special Milk, Afterschool Care Snack and Summer Food Service Programs) in public school districts throughout Colorado. Cash reimbursement from the United States Department of Agriculture (USDA) is in the form of flow-through distribution funds provided to sponsors as reimbursement for nutritious, quality meals provided to children. In its role in administering the programs in public school districts throughout Colorado, the nutrition unit conducts compliance reviews and provides technical assistance and extensive training to assist districts in providing quality meals for all children that participate in the programs.

The **School Transportation Unit** provides oversight in student transportation to and from school and school-related events in Colorado school districts. The school transportation unit is statutorily required to provide rules and regulations related to safe

## Department Description FY 2011-12 BUDGET REQUEST

transportation of students. In its role in administering the programs in public school districts, the school transportation unit provides extensive training, technical assistance and monitoring to assist districts in providing safe, efficient and cost effective transportation for children.

Public School Finance provides state moneys annually through the Public School Transportation Fund to school districts to help defray student transportation expenses incurred. Moneys are provided to cover operating expenses such as driver salaries, fuel, and repairs.

As part of the financing public school unit, the audit unit ensures compliance with funds received via the Public School Finance Act, the Public School Transportation Fund and the English Language Proficiency Act. The Audit Unit accomplishes this mission by performing audits on school districts and resident care facilities every one to four years depending on the student population and other predetermined risk factors.

**State Libraries** - The State Library is statutorily charged with five interrelated responsibilities: 1) promote the establishment and development of all types of publicly-supported free library service throughout the state; 2) ensure equal access to information without regard to age, physical or mental health, place of residence, or economic status; 3) aid in the establishment and improvement of library programs; 4) improve and update the skills of persons employed in libraries through continuing education activities; and 5) promote and coordinate the sharing of resources and disseminate information regarding the availability of library services in Colorado.

To fulfill this mission the State Library has five units comprised of 45 total staff that provide expertise, leadership, and consultation for school, public, academic, and publicly funded special libraries to meet the goal of improving services to their users. Under the direction of the Executive Director, the units include the Talking Book Library (services and outreach to blind/visually disabled); the State Publications Library (catalogs and disseminates state agency publications); library development (professional development and consulting for librarians and staff in schools, institutions, and public libraries); Networking and Resource Sharing (coordinates technology-based projects and programs such as statewide database purchases to improve access equity to information and reduce costs to libraries); and the Library Research Service (conducts statistical surveys and analysis to improve library and community leaders' knowledge about the role of libraries in society). Annual appropriations provide approximately one-third of the funds needed to meet these goals.

**Management Services** encompasses the CDE budget office, human resources, accounting and purchasing, and grants fiscal units.

The CDE **Budget Office** is responsible for the management of the entire budget process which includes the development and submission of the department's annual budget request to the General Assembly. This unit provides the analysis of the fiscal impact of

## Department Description FY 2011-12 BUDGET REQUEST

legislation, and communications with and deliverables to the Joint Budget Committee, the Office of State Planning and Budgeting, and Legislative Council. The unit also manages the CDE internal budget process and performs expenditure monitoring throughout the year.

The **Human Resources Unit** administers the department's internal personnel functions by providing human resources support and services. The unit assists CDE appointing authorities in operating effectively within the Civil Service System and the administration of the department's at-will "consultant" employees. Lastly the unit, ensures consistency in the handling of personnel issues and general staff policy development internal to CDE.

The **Accounting and Purchasing Unit** is responsible for processing all financial transactions, procuring goods and services and issuing purchase orders and contracts for the department. The unit ensures that all purchases and payments for goods and services made by CDE are in compliance with state statutes, procurement rules, fiscal rules, and CDE policies and procedures.

The **Grants Fiscal Management Unit** administers federal and state grant distributions and awards. Grants fiscal management calculates the formula allocations and distributions for state and federal programs such as the Exceptional Children's Education Act, No Child Left Behind, Individuals with Disabilities Act, and several other formula grant programs within the department. It maintains all subsidiary ledgers of grant awards and payments to school districts for federal programs. In addition, the unit collects and reviews all budget and expenditure reporting submitted by Colorado school districts for federal programs. It provides budgetary support, expenditure tracking, and planning for the majority of federal programs at CDE.

**Federal Programs** provides grant administration, accountability and quality assurance services related to the federal programs it administers.

The program administration and monitoring team are responsible for the administration of more than \$160 million dollars in grants to school districts in Colorado. One function of this team is to minimize the administrative burden associated with the state and local school districts' ability to access federal education funding, eliminate gaps in educational programming and minimize duplication of effort through the centralization of application and reporting requirements and materials. Another function of the team is to help build the capacity of school districts and other local educational agencies to meet the compliance requirements associated with the receipt of the federal grants and to identify and waive certain federal program requirements that are barriers to increasing student achievement.

The **Data and Accountability Team** are responsible for ensuring that all evaluation, accountability and reporting requirements of the programs administered by this office are met. One function of this team is to ensure that all necessary data are collected, accurate and valid for their use in support of the administration of the federal programs. Another function of the team is to use the data to evaluate

## Department Description FY 2011-12 BUDGET REQUEST

the effectiveness of programs in achieving their stated goals, identify schools and districts in need of additional support to increase student achievement and to meet state and federal reporting requirements.

The **Quality Program Initiatives Team** provides technical assistance to schools and school districts in increasing the quality of their federal programs and the impact of their federal grants. As part of its Distinguished Title I Awards program, it also identifies schools, principals and teachers that are doing an exemplary job in providing a quality education to Colorado's children. The program also shares the information regarding "what is working" in these schools with other schools and programs.

**Educator Licensure** is responsible for licensing all Colorado educators. Educator Licensing provides customer service, expertise, leadership, and consultation in Colorado educator licensing. The licensing of educational personnel is required by state law. This office licenses teachers, special service providers, principals and administrators. Licenses are issued for substitute teachers, initial licenses, professional licenses as well as administrative licenses. In total there are 22 different licenses or endorsements issued by educatory licensure. This office conducts background checks of all licensed educational personnel in the state who work with children and when required, presents licenses for revocation, suspension or denial to the state board. Educator licensing supports the Teach in Colorado Web site which provides a recruitment device for all school districts in Colorado.

The office also manages three alternative licensing programs: alternative teacher program, alternative principal program, and the teacher in residence program, which also result in licensure. The alternative teacher programs allow individuals who want to be teachers to complete their teaching degree while working as a full-time teacher. The educator licensing office works with 45 designated agencies to provide high quality, on-the-job training programs. These alternative programs license approximately 1,000 teachers each year and has grown steadily since it was started in 1987.

Along with receiving, evaluating, and processing applications and licenses, this office holds training sessions for districts, facilities, charters schools, and designated agencies for transcript evaluation and licensing 101. The educator licensing office works with the Colorado Department of Higher Education (CDHE) to review and approve new and existing teacher education preparation programs.

Office of professional services helps draft legislation and policies to carry out the vision of the Commissioner, the state board, Colorado Legislature, national trends and legislation and the educational community.

**The Communications Office** assists CDE units with internal and external communications functions. The office is comprised of a director of communications, assistant director of communications and web management consultant. The office works to promote and support a wide variety of CDE activities, events and accomplishments. Media relations, public relations, brand identity and Web site content management are a few of the responsibilities of the office. Staff more recently developed a weekly e-newsletter titled *The*

## Department Description FY 2011-12 BUDGET REQUEST

*Scoop* that arrives in superintendent and educator inboxes across the state. *The Scoop* has quickly become a trusted, unified source of information from the department. The latest publication developed by the communications office is an internal CDE newsletter called *The Gold Star*. *The Gold Star* highlights the accomplishments of CDE units and staff. In addition, the communications staff works with the commissioner's office on annual reports, key messages, editorials, and support for district visits.

**Information Services** supports the department's mission to guarantee quality education for all Colorado children by collecting student data from all Colorado school districts necessary to support the acquisition and distribution of state and federal funding and to meet state and federal reporting requirements. The unit creates, maintains, and implements relevant computer systems for internal CDE processes; enabling the analysis of K-12 data by school districts, policy makers, and other education stakeholders.

The information technology unit also supports and maintains all aspects of enterprise computing, including desktop workstations, computer networks, server hardware, application software, database/e-mail/web services, data warehousing/archiving, and school accountability reporting. IT coordinates and approves computer technology purchases and implementations, including asset management and information security.

**Charter School Institute** is an independent agency in CDE that serves as a statewide charter school authorizer. In FY-10 the Institute will oversee at least 17 charter schools educating over 6,000 students throughout Colorado. While the statute that created the Institute specifically states that "by virtue of its functions and duties, shall not be deemed to be a school district for any purpose," it nonetheless performs many of the same functions as a school district for Institute charter schools, including special education, assessment, academic accountability and achievement, accreditation, administration of federal programs, financial accountability, and administration of school nutrition programs (free and reduced lunch). To perform these functions the Institute has a staff of 14 (in FY-09), augmented by part-time consultants as needed.

The Institute is governed by a nine member board of directors, seven of whom are appointed by the Governor and two by the Commissioner of Education. Each board member serves for a three year term, and may serve no more than two consecutive terms.

**Colorado School for the Deaf and the Blind (CSDB)** is a state-funded school within CDE. The school was established for the purpose of providing comprehensive educational services for children who are blind/low vision and/or deaf/hard of hearing birth to age 21. Services are provided directly to students enrolled at the school and through outreach programs, which are provided to students, staff, and families throughout Colorado.



## **Prior Year Legislation**

**H.B. 10-1013 (Middleton/Romer)** This bill makes several statutory modifications to the administration of public schools:

- ***Mandatory Financial Reporting Requirement.*** Current law requires each school district to adopt a budget annually and present the budget in a standard format established by the State Board. This bill codifies reporting requirements for each fund administered by the district, including a uniform summary sheet, the anticipated beginning and ending balance, anticipated revenues, expenditures, and transfers and anticipated reserves.
- ***Schedule of Total Program Payments.*** Current law requires the CDE to pay the state's share of total program to school districts in equal payments throughout the year. This bill allows the CDE, subject to the passage of Amendment 61 on the November 2010 ballot, to choose the timing and amount of each installment payment to each district and the charter school institute.
- ***District Bond Issuance.*** Current law allows school districts to issue bonds, provided they have received voter approval. This bill authorizes districts, upon receiving initial voter approval, to submit another bond issuance question to voters for an amount greater than that which was initially approved. It changes limits on bond issuance from net effective interest rate to total repayment cost. It authorizes districts to sell bonds at below par value.
- ***Transfers to Capital Reserve Fund.*** The bill authorizes local boards of education to transfer unrestricted moneys into or out of the Capital Reserve Fund.
- ***Authorization of a Charter School as a School Food Authority.*** Current law allows CDE to grant a provisional authorization as a school food authority to district or institute charter schools that apply for such authorization. This extends the timeline for such authorizations, and allows CDE to grant full authorization as a school food authority upon confirmation that certain conditions have been met.
- ***Monthly Funding of Capital Construction.*** This requires that school districts provide funding for capital construction to each qualified charter school, and for CDE to provide capital construction funding to the state charter school institute on a monthly basis, rather than the current lump-sum payment.

## Department Description FY 2011-12 BUDGET REQUEST

- ***Business Incentive Agreements (BIAs).*** The bill eliminates a local Board of Education's authority to negotiate BIAs with a taxpayer who establishes a new or expanded business facility in the school district. It also repeals an existing provision allowing a school district that has entered into a BIA with a taxpayer to receive the state's share of the district's total program funding in an amount at least as much as the payment or credit to the taxpayer.
- ***Notification Requirements on a Mill Levy Override.*** The bill eliminates an existing requirement that a school district notify the State Board of Education of its intention to seek voter approval to increase, from 20 to 25 percent, the local property tax revenue collected above the district's basic funding in the School Finance Act (SFA).
- ***Military Dependent Supplemental Pupil Enrollment Aid Program.*** The bill extends this program indefinitely, but specifies that the applicable provisions are only in effect during budget years when the General Assembly approves a departmental request to fund the program. The program was last funded in FY 2007-08, and has not received appropriations in FY 2008-09, FY 2009-10, or FY 2010-11.
- ***Matching Funds for the Federal School Lunch Program.*** Historically, some school food authorities have used money from their general fund to subsidize school lunches. Under current law, these authorities are prohibited from using state matching funds, as defined under the National School Lunch Act, in lieu of moneys from the authority's general fund. This bill repeals the prohibition.
- ***Deadline Alterations.*** The bill changes a number of statutory deadlines and reporting time requirements related to guidelines for high school graduation requirements, new standards and assessments, school readiness, and post secondary and workforce readiness.

**H.B. 10-1028 (Benefield/Hodge)** This bill creates the early childhood universal application subcommittee for the purpose of recommending protocols and procedures for creating and implementing a universal application to be used by all state agencies and school districts for applications for programs related to early childhood. The first meeting of the subcommittee will be no later than August 1, 2010, and the membership will include the CDE representative to the government data advisory board, or his/her designee. On or before December 1, 2010 and at least every 6 months thereafter, the subcommittee shall submit to the CIO and government data advisory board recommendations prepared pursuant to this statute.

**H.B. 10-1030 (Peniston/Steadman)** This bill creates an early childhood educator development scholarship program within the department of education. This will provide stipends to assist persons employed in early childhood education in offsetting the costs incurred in obtaining an associate of arts degree in early childhood education. Scholarships will be awarded on a yearly basis, based on financial need, professional need, quality of the degree program, current employment in early childhood education, and commitment to teach in early childhood education for at least two years after receiving the degree. Recipients of the scholarship will be assigned an educator identifier. This program will be funded with gifts, grants and donations, and the department may retain the actual amount of direct and indirect costs necessary to implement the program. If no gifts, grants, or donations have been received by July 1, 2011, the commissioner will notify the revisor of statutes in writing and the program will then be repealed.

**H.B. 10-1034 (Massey/K. King)** This bill authorizes CDE to grant emergency authorization for school speech-language pathology assistants (SLPA's). It requires that an applicant for an emergency authorization as an SLPA have completed a bachelor's degree in related field and completed a minimum number of credits in speech, language, and hearing sciences, the number of which is to be determined by state board rule to be promulgated on or before November 1, 2010. It requires that the criteria for authorization as an SLPA include completion of an SLPA program that includes a minimum of 100 clock hours of a school-based practicum, allowing for remote interactive supervision for rural areas. Finally, it extends the authorization from three to five years.

**H.B. 10-1036 (Scanlan & Massey/Romer)** This bill requires local education providers to post certain financial information online in a downloadable format. Commencing on July 1, 2010, local education providers must post annual budgets, annual audited financial statements, quarterly financial statements, and salary schedules. Commencing on July 1, 2011, each local education provider must post accounts payable check registers. And commencing on July 1, 2012, they must post investment performance reports. LEP's are required to update posted information within 60 days of completion or receipt of the posted document or information, and must maintain posted information online for two budget years. No later than July 1, 2010, the financial policies and procedures advisory committee shall create a template for voluntary use by LEPs. Local education providers are also required to post a link to CDE's website where a member of the public may access information or reports that are submitted directly to the department.

**H.B. 10-1037 (Massey/Spence)** The supplemental on-line education grant program and the funding of a contract for the provision of supplemental on-line education services are continued by removing the automatic repeal date.

**H.B. 10-1064 (S. Schafer/Spence)** This bill requires a student who is found by a school, school district, or any organization or association to be ineligible to participate in an extracurricular or interscholastic activity or who is otherwise sanctioned, to complete an appeal process before filing a petition or complaint with a group of sitting or retired judges or other group of neutral arbitrators.

## Department Description FY 2011-12 BUDGET REQUEST

**H.B. 10-1112 (Miklosi/Newell)** This bill expands the provisions of existing law creating educational opportunities for inmates in correctional facilities. It adds vocational education to the services required to be provided, and requires the Department of Corrections to create a plan for ensuring access to educational and vocational services to inmates in all facilities. It also requires an annual report of the progress of such programs by the Department of Corrections. It also requires that educational or vocational programs offered in CDOC facilities use a curriculum or a set of training practices that is approved by the Department of Education or the state board for community colleges and occupational education.

**H.B. 10-1131 (Scanlan/Gibbs)** This bill originated in the Lieutenant Governor's office. It creates an outdoor education grant program in the Department of Natural Resources. The grant program is funded through gifts, grants and donations with an expectation that federal grant monies will become available for this purpose. The legislation also creates an advisory council to aid the implementation of the grant program. The commissioner of education is required to serve on this advisory council and is also required to appoint one member with expertise in outdoor recreation and environmental education. The department of education must develop and the state board of education must adopt a state plan for environmental education, which must address strengthening the reach and coordination of environmental education in public schools. CDE is given authority seek, accept and expend gifts, grants, and donations for this purpose and is not required to implement this provision if such gifts, grants, and donations are not received.

**H.B. 10-1147 (Kefalas/Bacon)** This bill requires that the state's transportation infrastructure accommodate bicycle and pedestrian traffic and that non-motorized transportation be included in the planning, design and operation of transportation facilities. It also requires that the department of transportation collaborate with the departments of education and public safety to notify and make available existing educational curriculum regarding the safe use of public streets by users of non-motorized wheeled transportation and pedestrians.

**H.B. 10-1171 (Benefield/Steadman)** This bill eliminates certain data reporting requirements as originally recommended by the EDAC report released in fall of 2009. Those include students who graduate from high school after age 21, and a district's annual adopted budget. It also replaces the requirement to report the number and percentage of students on ILP's and replaces it with the requirement to the state-assigned student identifier for each pupil who has an ILP. It clarifies that EDAC is to notify districts regarding whether a data request is mandated by state law or rule, required in order to acquire a benefit or is completely voluntary. It also requires EDAC to review the process and timing of the collection of student demographic data and to make recommendations to the state board for efficiently updating that data.

**H.B. 10-1178 (Stephens/Scheffel)** This bill requires state agencies to encourage nongovernmental donors providing funding for the implementation of legislation reliant upon gifts, grants, and donations to request that the entity making the donation submit a letter to the state agency specifying the amount and duration of the grant, and the specific purpose for which it is to be used. It also requires

## Department Description FY 2011-12 BUDGET REQUEST

state agencies to include in their annual budget brief to the JBC a report of all grants made to the agency. The report must include the source of the grant, amount of money received, and the specific program the money is intended to support, and shall also include a statement of the agency's intent regarding the sustainability of each program or service in the event that grant moneys are no longer available. Beginning with bills passed in the 2011 legislative session, all bills that rely on gifts, grants, or donations will include a provision that state agencies notify legislative council when adequate funding has been received. On or before December 1, 2012, the legislative council staff shall submit to the revisor of statutes a list of bills that have not received funding sufficient for implementation. Beginning in the 2013 legislative session, the revisor of statutes shall prepare a bill containing the repeal of all statutory provisions included on the list of unfunded gift, grant, and donation statutes maintained by legislative council. State agencies are prohibited from requesting state funding for the initiation or continuation of unfunded statutory provisions that rely on gifts, grants, and donations. The general assembly may direct state funds into such statutory provisions if they reauthorize the program through new legislation.

**H.B. 10-1183 (Middleton/Johnston)** This bill creates a waiver pilot program for schools, districts and charters to seek waivers from the school finance act. For any successful applicants accepted into the pilot program, it authorizes the state board to waive any statutes or rules except performance targets for districts or charter schools and provisions of the "Licensed Personnel Performance Evaluation Act." The legislation creates an advisory council to be appointed by July 1, 2010. Members of the advisory council include two members of the state board (from different political parties). The state board is also responsible for appointing to the advisory council representatives from a statewide organization that represents teachers, a statewide organization that represents school boards, a statewide organization that represents school executives and a member with expertise in school finance. The commissioner is also required to serve on the advisory council. Members of this council shall review the applications received and recommend applicants to the state board for selection. It shall also review data collected from the participants and annually prepare a summary report for the state board, the Governor's office and the House & Senate education committees. This report is due on or before January 15, 2012 and annually thereafter. This program is repealed on July 1, 2015. Any waivers granted to participants of the program will terminate at the time this statute is repealed.

**H.B. 10-1232 (Baumgardner/K. King)** This bill creates a separate definition for "school vehicle" that is distinguished from a "school bus". The effect is to differentiate those statutory provisions that apply to school-owned or contracted vehicles that do not meet the specific definition of a school bus, ie "designed specifically to transport school children to or from a school-related activity".

**H.B. 10-1273 (Merrifield/Spence & Steadman)** This bill requires the State Board to recognize and acknowledge the importance of education in performing and visual arts when adopting the graduation guidelines required through CAP4K (the date of that adoption is also moved back in this bill from December, 2009 to December 2011). The state board must also ensure, in its standards for ICAPs, that each ICAP include a portfolio that reflects the student's progress in visual and performing arts. It also encourages schools and

## Department Description FY 2011-12 BUDGET REQUEST

districts to explore and implement innovative delivery mechanisms for performing arts and visual arts courses. The bill also requires that local education providers ensure that every postsecondary and workforce readiness program adopted by the local education provider include courses in visual and performing arts. It adds community arts organizations to the list of groups with which the office of dropout is required to collaborate (to the extent possible). It includes practices relating to visual and performing arts among the items to be included in the practices assessment for high priority and priority local education providers, and includes expansion of the availability of visual and performing arts coursework opportunities as part of the dropout reduction efforts included in the student graduation and completion plans for priority and high priority local education providers. Finally, it adds student participation in and the availability of visual and performing arts education among the information to be included in grant applications for the student re-engagement grant program.

**H.B. 10-1274 (S. Schafer/Johnston)** The act requires the department of human services (department) to provide written notification to the child welfare education liaison (liaison) of the applicable school district or institute charter school 10 calendar days prior to enrollment of a student who is transferring from a state-licensed day treatment facility, facility school, or hospital and has been determined by one of those entities or the court to present a risk to himself or herself or the community (student) within the previous 12 months. In a case where the student requires a change of public placement, the act requires the department to provide written notification to the liaison at least 5 calendar days following the student's placement.

Within the confidentiality and privacy parameters of state and federal law, the responsible county department of human services and the school district, charter school, institute charter school, or facility school shall provide information about the student to assist the receiving entity in determining an appropriate educational placement for the student and in developing a transition plan.

The department and the department of education are required to enter into a memorandum of understanding that includes, at a minimum:

- A consistent and uniform approach to sharing medical, mental health, sociological, and scholastic achievement data about students between a school district, charter school, or institute charter school and the county department of social services to better facilitate the creation of transition plans for those students and ensure the safety of the people in the school community;
- A plan for utilizing existing state and federal data and any existing information-sharing activities;
- A plan for determining accountability and collecting data concerning the implementation of notifications and invitations, the sharing of information, and the number of emergency placements that occur;

## Department Description FY 2011-12 BUDGET REQUEST

- A process for determining information sharing and collaboration for placement of students;
- Recommendations for an approach to sharing data;
- Identification of training and professional development needs associated with implementing information sharing between the entities involved; and
- Consideration of recommendations made by existing working groups or projects concerning information sharing as it relates to students transitioning back into public schools.

**H.B. 10-1318 (Pommer/Tapia)** The requirement that each school district receive a minimum amount of state funding (minimum state aid) in each budget year, notwithstanding the state and local shares of total program funding determined through the "Public School Finance Act of 1994" (school finance act), is suspended for the 2010-11 through 2014-15 budget years. In connection with the suspension, the department of education (department) is required to submit a report to legislative committees regarding the estimated fiscal impact of the reinstatement of the minimum state aid requirement in the 2015-16 budget year.

In any year in which the amount appropriated to fund the state's share of total program of all districts, including funding for institute charter schools, is insufficient, the department will reduce each district's state aid by the district's proportionate share of the shortfall, even if the reduction results in the district receiving less than the minimum state aid amount for the applicable budget year.

In addition, when the department withholds a percentage of the total appropriation for the state's share of total program funding to pay the department's administrative costs incurred in implementing the school finance act, the department reduces each district's total program by the district's share of said percentage, even though, as a result of the reduction, the district receives less than the minimum state aid amount for the applicable budget year.

**H.B. 10- 1335 (Massey & Scanlan/Sandoval)** This bill grants board of cooperative services (BOCES) the ability to serve as school food authorities, and creates a BOCES Healthy Food Grant Program within CDE. It authorizes CDE to accept gifts, grants, and donations to fund the grant program, which would provide funding for participating BOCES to provide food that meets certain nutritional requirements. The state board is required to promulgate rules regarding the standardized application and selection criteria to be used. The commissioner or his/her designee will select the grant recipients based on criteria established in state board rule. CDE may retain up to 10% of the moneys in the grant fund for direct and indirect costs of administering the program. No later than January 15, 2015 CDE is required to provide a report on the program to the House & Senate education committees. The report must evaluate the effectiveness of the program, and must include the number of BOCES that received this grant funding, the amount of

## Department Description FY 2011-12 BUDGET REQUEST

money awarded, information demonstrating the department's compliance with the provisions of this section, and statistical evidence to assist the committees in evaluating the effectiveness of the program.

**H.B. 10-1345 (T. Carroll/Steadman & K. King)** This bill authorizes the commissioner to intervene in emergency situations regarding the operations and management of a charter school. The commissioner may, upon request by the authorizer, grant a temporary or preliminary order and may require the production of information from the charter respondent that may be necessary to conduct an investigation. The commissioner may also appoint an authorizer or a third party to act as a fiduciary. The fiduciary, subject to certain limitations, may exercise powers over the charter ordinarily exercised by the charter board. A fiduciary other than the authorizer may request, and the commissioner may grant, an order of reorganization. Any expenses incurred by the department resulting from proceedings pursuant to this section shall be borne equally by the district and the charter respondent.

**H.B. 10-1369 (Scanlan/Bacon)** Funding for public schools from kindergarten through the 12th grade, as determined by the "Public School Finance Act of 1994", is modified for the 2010-11 and 2011-12 budget years.

- **Statewide base per pupil funding.** For the 2010-11 budget year, the statewide base per pupil funding is increased to \$5,529.71 to account for a -0.6% inflation rate plus one percentage point.
- **State budget stabilization reduction.** For the 2010-11 and 2011-12 budget years, the amount of the annual appropriation to fund the state's share of total program funding is reduced for all school districts (districts) and institute charter schools. The department of education (department) and the legislative council staff shall determine, based on budget projections, the amount of the reduction that will ensure that the total program funding amount for all districts, including the funding for institute charter schools, will not be less than \$5,438,295,823 for each of the 2010-11 and 2011-12 budget years. Said amount is \$260 million less than the amount of total program funding associated with the original appropriation for the state's share of total program funding for all districts and the funding for institute charter schools for the 2009-10 budget year. The department and the legislative council staff will make mid-year revisions to replace the projections with actual figures to determine the total reduction amount.

The department shall calculate and apply the state budget stabilization reduction to all districts. Specifically, the department is required to:

- Calculate a state budget stabilization factor by dividing the state budget stabilization reduction amount as determined by the department and the legislative council staff by the sum of total program funding for all districts, including institute charter schools, for the 2010-11 or 2011-12 budget year, as applicable; and



## Department Description FY 2011-12 BUDGET REQUEST

- Calculate the amount of each district's and each institute charter school's state budget stabilization reduction amount by multiplying the district's total program funding amount for the 2010-11 or 2011-12 budget year, as applicable, by the state budget stabilization factor.

Total program funding for the 2010-11 or 2011-12 budget year, as applicable, for a district that is a categorical buyout district shall be determined as follows:

- For any district that levies the number of mills that will generate property tax revenue in an amount equal to the district's total program, the district's total program shall be the district's total program as calculated before the state budget stabilization factor is applied. The district's total program mill levy is unaffected by the state budget stabilization reduction factor. The district shall use revenues generated by its total program mill levy to replace any categorical program support funds that the district would otherwise be eligible to receive from the state. The amount of the categorical program support funds that the district is required to replace shall not exceed an amount equal to the district's state budget stabilization reduction amount.
- For any district with a state budget stabilization reduction amount that exceeds the district's state share of total program funding, the district's total program funding amount shall be the district's total program as calculated before the state budget stabilization factor is applied minus the district's state aid. The district shall use revenues generated by its total program mill levy to replace any categorical program support funds that the district would otherwise be eligible to receive from the state. The amount of the categorical program support funds that the district is required to replace shall not exceed an amount equal to the remainder of the district's state budget stabilization reduction amount after subtracting the district's state aid.

The department shall use the amount of categorical program support funds replaced by property tax revenue to make payments of categorical support funds to eligible districts.

The department will also apply the state budget stabilization factor to a district's on-line funding and a district's accelerating students through concurrent enrollment (ASCENT) program funding.

**District's mill levy override limit.** For the purpose of determining the maximum amount of additional local property tax revenues that a district may receive, a district's total program shall be the district's total program as calculated before the state budget stabilization factor is applied.

**Charter school conversion.** For the 2010-11 budget year and each budget year thereafter, for the purposes of determining a district's funded pupil count, a district's pupil enrollment for the applicable budget year and any preceding budget year shall not include any

## Department Description FY 2011-12 BUDGET REQUEST

pupil who is or was enrolled in a district charter school that was subsequently converted, on or after July 1, 2010, to an institute charter school or a charter school of another district.

**School land trust.** The annual transfer of \$11 million into the state public school fund to be used for school finance purposes shall be made from the interest or income earned on the public school fund rather than from the land earnings.

**Appropriation.** For the 2010-11 fiscal year, the appropriations made in the annual general appropriation act to the department of education are adjusted as follows:

- The cash funds appropriation for management and administration, reprinting and distributing laws concerning education, is decreased by \$35,480. Said sum shall be from rental income earned on public school lands that is credited to the state public school fund. The same appropriation is increased by \$35,480 from interest or income earned on the investment of the moneys in the public school fund that is credited to the state public school fund.
- The general fund appropriation for public school finance, state share of districts' total program funding, is decreased by \$363,476,454.
- The cash funds appropriation for public school finance, state share of districts' total program funding, is decreased by \$8,491,876 payable from rental income earned on public school lands that is credited to the state public school fund. The same appropriation is increased by \$8,491,876. Said sum shall be from interest or income earned on the investment of the moneys in the public school fund that is credited to the state public school fund.
- The cash funds appropriation for public school finance, hold-harmless full-day kindergarten funding, is decreased by \$487,964. Said sum shall be from the state education fund.
- The cash funds appropriation for grant programs, distributions, and other assistance, state match for school lunch program, is decreased by \$2,472,644. Said sum shall be from rental income earned on public school lands that is credited to the state public school fund. The same appropriation is increased by \$2,472,644 payable from interest or income earned on the investment of the moneys in the public school fund that is credited to the state public school fund.
- The cash funds appropriation for grant programs, distributions, and other assistance, facility school funding, is decreased by \$1,120,923. Said sum shall be from the state education fund.

## Department Description FY 2011-12 BUDGET REQUEST

- The general fund appropriation for the Colorado school for the deaf and the blind, school operations, is increased by \$85,334.
- The appropriation for the Colorado school for the deaf and the blind, school operations, is decreased by \$85,334. Said sum shall be from reappropriated funds transferred from the annual appropriation for facility school funding.

For the 2010-11 fiscal year, the appropriations made in the annual general appropriation act to the department of human services are adjusted as follows:

- The general fund appropriation for mental health and alcohol and drug abuse services, mental health institutes, educational programs, is increased by \$13,439.
- The appropriation for mental health and alcohol and drug abuse services, mental health institutes, educational programs, is decreased by \$13,439. Said sum shall be from reappropriated funds transferred from the annual appropriation to the department of education for facility school funding.

**H.B. 10-1412 (T. Carroll/Johnston & Spence)** This bill creates the charter school and charter authorizer standards review committee. This committee is made up of 13 members, including one representative of the department to be appointed by the state board. The committee shall divide into two subcommittees, one to provide recommendations on charter school standards and one to provide recommendations on charter school authorizers. The recommendations must be submitted to the state board of education and House & Senate education committees on or before August 1, 2011. On or before January 15, 2012 the state board must adopt rules based on the recommendations of the review committee.

**S.B. 10-08 (Johnston/Scanlan)** This bill requires that the department contract with an outside entity to conduct a study on the feasibility of switching to a system of using average daily membership to finance public schools. It creates an advisory committee of stakeholders to provide input to the entity conducting the study. The department is required to report on the findings of this study by December 15, 2010 to the Governor's office and the House & Senate education committees. Funding for this study is from gifts, grants, and donations.

**S.B. 10-18 (K. King/Merrifield)** The department of education is authorized to accept gifts, grants, and donations for the school awards program fund to pay for banners and trophies for schools that are identified as eligible to receive awards under the Colorado school awards program.

**S.B. 10-36 (Johnston/Merrifield)** Beginning July 1, 2011, the act requires the department of education (department) to prepare an annual report on educator preparation program effectiveness using data collected through the educator identifier system from an

## Department Description FY 2011-12 BUDGET REQUEST

educator in his or her first 3 years of placement as a teacher of record. The department shall make the report available to the public on its web site and to educator preparation programs. The state board of education (state board) will promulgate rules regarding the methods of data collection and the content of the report. The state board is further required to use the report in its review of educator preparation programs.

The act creates the state preparation and readiness of educators program fund for use by the department in implementing the provisions of the act, and specifies that the department is not required to implement the act until it receives sufficient moneys to do so.

**S.B. 10- 54 (Hudak/Levy)** This bill requires the official in charge of a jail or other adult correctional facility where a juvenile is held awaiting trial to offer educational services to the incarcerated juvenile. If the juvenile accepts, the district where the correctional facility is located must provide educational services for at least 4 hours per week until the juvenile either graduates, receives a GED, declines the services, or is released from the facility. If the juvenile declines the services, the official in charge of the facility must extend the offer at least weekly for as long as the juvenile is in the facility. The district is exempted from the requirement to provide services if the juvenile is violent, or if there is no appropriate and safe environment in which to provide the services. Districts providing services may include the juvenile in their pupil count, if services are provided on or before October 1. If services begin after October 1, the district providing service may seek reimbursement from the district in which the juvenile was counted on October 1, or if the juvenile was not included in the October 1 count for any district, the providing district may seek reimbursement from the state (at the state average PPR rate). In addition to the pupil count reimbursement, a district providing services shall also receive state funding at the daily rate for educational services provided by approved facility schools. The official in charge of the facility shall report to CDE on the 15<sup>th</sup> day of every month when a juvenile in the facility is receiving services. If a district provides special education services to a juvenile with an IEP, it may also seek reimbursement for excess costs from the district of the juvenile's residence. The official in charge of the facility in which a juvenile is receiving educational services is also required to collect annually certain data regarding the juveniles in facilities and the services they receive. This data will be provided to the Division of Criminal Justice. State funding for this legislation is allocated from the Read-to-Achieve cash fund. For the upcoming fiscal year, \$209,287 and .2 FTE were allocated to CDE for this purpose.

**S.B. 10-56 (Boyd/Riesberg)** This bill requires the Colorado Department of Public Health and Environment (CDPHE) to develop a standardized form providing information on required immunizations to parents of school-aged children. School districts and the Charter School Institute are required to distribute this standardized document to the parents of all students enrolled in their schools. They may determine the specific method of distribution, but it is not sufficient to simply post the document on a central website. The department of education is required to post the standardized form on its website.

## Department Description FY 2011-12 BUDGET REQUEST

**S.B. 10-62 (Steadman/Peniston)** The act amends provisions of the education statutes to replace the term "student whose dominant language is not English" with "student with limited English proficiency".

**S.B. 10-81 (Sandoval/Solano)** This bill establishes a task force of education and agriculture professionals to study, develop and recommend policies and methods to best implement a farm-to-school program. A farm-to-school program is defined as a program that encourages and incentivizes the acquisition and use of locally-grown, produced, and processed agricultural products by schools in order to provide healthy, local food products to students and benefit the state agricultural industry. The bill lays out the membership of the task force, including the commissioner of education or his designee and five members appointed by the commissioner or his designee. The task force is required to report its findings to the legislature by February, 2013 and will go through a sunset review following that reporting.

**S.B. 10-111 (K. King/Massey)** This bill provides the authority for the Charter School Institute and BOCES to contract for various services. It provides the needed spending authority to the CSI for funds they take in as part of their functions as a school food authority. It also requires the CSI to convene a study group to examine the feasibility and effect of identifying individual institute charter schools as local education agencies for purposes of federal law. The study group shall include representatives from the department (unspecified number) among others. This group shall provide a report on the topic to the legislature by January 15, 2011. The bill also changes the institute charter school *capital construction* assistance fund (emphasis added) to the institute charter school assistance fund, and allows for additional uses of the fund monies, including assistance in addressing facility or special education service emergencies. It also provides an additional 15 days for the CSI board to rule on applications to become an institute charter school (changes from 60 days to 75 days). The bill requires that the CSI board meet at least once annually the school accountability committees of the institute charter schools to discuss issues concerning accountability and accreditation of institute charter schools.

**S.B. 10-150 (Tapia/Pommer)** For the 2010-11 state fiscal year, the act transfers to the state public school fund, instead of the permanent school fund, moneys not otherwise allocated from:

- Interest or income earned on the investment of the moneys in the permanent school fund;
- Proceeds received by the state for the sale of timber on public school lands, rental payments for the use and occupation of the surface of said lands, and rentals or lease payments for sand, gravel, clay, stone, coal, oil, gas, geothermal resources, gold, silver, or other minerals on said land; and
- Royalties and other payments for the depletion or extraction of a natural resource on said lands.

**S.B. 10-151 (White/Pommer)** The Colorado comprehensive health education fund is repealed.

## Department Description FY 2011-12 BUDGET REQUEST

**S.B. 10-154 (Sandoval/Middleton)** The act amends the criteria that a public school must meet to be designated as an alternative education campus to include schools that serve a population in which more than 95% of the students have either an individual education plan or meet the definition of a high-risk student.

The act expands the definition of "high-risk student" to include a migrant child, a homeless child, and a child with a documented history of serious psychiatric or behavioral disorders.

**S.B. 10-161 (K. King/Massey)** This bill provides specific authority for charter schools to form collaboratives by contracting with one another for the provision of services. The bill lays out various requirements that apply to the creation and function of the collaborative. It also allows CSI to act as the local education agency and fiscal agent for a district charter school or an institute charter school that chooses to apply for a grant through a non-formulaic, competitive grant program created by federal statute. It also authorizes CSI to establish a fee for schools that request that the Institute act as the local education agency and fiscal agent.

**S.B. 10-191 (Johnston & Spence/Scanlan & Murray)** This bill codifies the Governor's Council for Educator Effectiveness and charges it with certain specified tasks. All recommendations by the council shall reflect a consensus vote by its members. On or before September 1, 2011, the State Board shall promulgate rules using the recommendations of the council. If the council fails to make recommendations on any of the above areas by March 1, 2011, the State Board shall promulgate rules concerning any issues the council did not address. Beginning in the 2011-12 school year, CDE will begin working with districts and BOCES to assist them in developing performance evaluation systems. On or before November 1, 2011, CDE shall make available to districts and BOCES a resource bank that identifies assessments, processes, tools, and policies that a district or BOCES may use to develop an evaluation system. This resource bank shall be updated annually. On or before January 15, 2012, the State Board shall provide to the General Assembly the rules promulgated regarding educator evaluations. On or before February 15, 2012, the General Assembly shall review and approve such rules in a bill that is separate from the annual rule review bill. Beginning in the 2013-14 school year, teachers shall be evaluated based on quality standards and demonstrated effectiveness or ineffectiveness shall be considered in the acquisition of probationary or nonprobationary status. Beginning in the 2014-15 school year, the new performance evaluation system based on quality standards shall be finalized statewide. Under the new evaluation system, an educator whose performance is deemed to be unsatisfactory shall be given notice of deficiencies. A remediation plan shall be developed and shall include professional development opportunities to help the educator achieve an effective rating in his/her next evaluation. An educator deemed to be ineffective shall receive written notice of the rating, identified deficiencies and documentation relied upon for such rating at least two weeks prior to the last class day of the school year. Each school district shall ensure that a nonprobationary teacher who objects to a rating of ineffectiveness has an opportunity to appeal that rating. Every principal shall be evaluated using multiple fair, transparent, timely, rigorous, and valid methods, at least 50% of which shall be determined by the academic growth of the students enrolled in the

## Department Description FY 2011-12 BUDGET REQUEST

principal's school. A teacher may be assigned to a particular school only with the consent of the hiring principal and with input from at least two teachers employed at the receiving school. If a nonprobationary teacher is unable to secure a mutual consent assignment at a school of the district after 12 months or two hiring cycles, whichever is longer, the school district shall place the teacher on unpaid leave until such time as the teacher is able to secure an assignment. If the teacher secures an assignment while on unpaid leave, the district shall reinstate the teacher's salary and benefits at the level they would have been if the teacher had not been placed on leave. The mutual consent provisions may be waived by the State Board for a renewable 4-yr period if a local board applying for the waiver demonstrates that the waiver is in the best interest of students in the district, supports equitable distribution of effective teachers, and will not result in placement other than by mutual consent in schools implementing priority improvement or turnaround plans.

**S.B. 10-195 (Newell/Solano)** This bill creates the Early Childhood Leadership Commission in the Governor's office. The commission will be made up of 35 members, including the commissioner of education. Its purpose is to ensure and advance a comprehensive service delivery system for children from birth to eight years. On or before January 31, 2011, and annually thereafter, the commission will meet in a joint session with the Governor and the Health and Human Services committees and Education committees to report its advice and recommendations.

**S.B. 10-205 (Bacon/Scanlan & Murray)** A school district may ask its eligible electors for permission to issue bonded indebtedness to pay the costs that may be paid from the district's general fund, but only if Amendment 61, concerning state and local debt limitations, is adopted by the voters at the November 2010 general election and the eligible electors of the district approve a question to create debt for such purpose at the November 2010 general election or a subsequent election.

Any board of education (board) of a district that issues bonded indebtedness for the purpose of paying the costs that may be paid from the district's general fund shall deposit any moneys from such bonded indebtedness into a cash flow deficit restricted reserve in the general fund of the district. The board is authorized to expend the moneys deposited in the reserve only for the purpose of alleviating the district's annual temporary cash flow deficit and shall repay, from the property tax revenues of the district, the total amount expended from the reserve in any fiscal year on or before June 30 of the applicable fiscal year. A board may request from the department of education a waiver that would allow repayment of the reserve on or before June 30 of the fiscal year following the fiscal year in which the board expended moneys from the reserve. If a district no longer experiences an annual temporary cash flow deficit, the district is required to use the moneys in the reserve to repay outstanding bonded indebtedness.

The state treasurer is exempt from the requirement to make a payment of principal or interest on behalf of the school district on bonds issued for the purpose of paying the costs that may be paid from the district's general fund.

## Hot Issues

- **Accountability** – The Colorado Department of Education places a strong emphasis on educational accountability. One of the primary examples of this is the ongoing implementation of S.B.09-163 (Accountability Alignment). The alignment bill streamlines three independent systems of accountability into a single system and creates a more supportive method of addressing persistently under-performing schools. Under the new accreditation system, the Colorado Department of Education will publish new District Performance Frameworks in the Fall of 2010 that assign districts to one of five accreditation categories based on indicators from the Colorado Growth Model, graduation rates, dropout rates, and progress toward closing the achievement gap. For districts determined to be “Accredited with Priority Improvement Plan” or “Accredited With Turnaround Plan,” a State Review Panel will review evaluate the district’s improvement plan and may suggest modifications to the plan to improve the chances for progress. All district and school improvement plans statewide will be published on [www.schoolview.org](http://www.schoolview.org).
- **Standards** – On August 2, the Colorado State Board of Education voted to fully adopt the Common Core Standards in Mathematics and English Language Arts. The alignment between the Colorado Academic Standards and national Common Core subjects were seen as substantively identical. The Commissioner’s final recommendation and the vote by the State Board was to join Colorado’s newly revised standards (December 2009) with other states’ standards for the benefits which come with identically shared expectations among peer colleagues across the nation. The plans will begin for Colorado to create these adjusted documents for release in Fall 2010. The Colorado Department of Education will work with districts to continue strategic planning for the implementation of the new standards as scheduled for Fall 2011.
- **Assessments** – In 2008 the General Assembly passed S.B.08-212, the Colorado Achievement Plan for Kids requiring the alignment of pre-K through post-secondary standards and assessments. Staff from the Colorado Department of Education and the Colorado Department of Higher Education have conducted stakeholder meetings across the state and worked with experts in each of the content areas to develop recommendations on the adoption of internationally benchmarked standards. In May 2010 the Colorado Legislature voted to extend the timeline for the implementation of the summative and school readiness assessments “until fiscally practicable.” Postsecondary and workforce readiness assessments must be implemented in two years after the Colorado State Board of Education and the Colorado Commission on Higher Education adopt the design. CDE’s Assessment Stakeholder Advisory Board and its five work subcommittees (Summative, Formative/Interim, Special Populations, Postsecondary and Workforce Readiness and Early School Readiness) will recommend to CDE the specifications for a new assessment system by November, 2010. Specifications for the early school readiness, formative, interim and



## Department Description FY 2011-12 BUDGET REQUEST

summative assessments (grades 3—high school) will be adopted by the state board in December 2010. The transition to a new statewide assessment system will begin with 2012's spring summative test, which will assess only new standards and use only aligned and relevant items from the Colorado Student Assessment Program (CSAP). The transition is scheduled to be completed in 2014 when students will take the new summative statewide assessment.

- **Educator Effectiveness** – In August 2010 the Colorado Department of Education (CDE), the Colorado Legacy Foundation (CLF) and The New Teacher Project (TNTP) launched the Colorado Educator Effectiveness Project. The project is designed to bolster the number of effective teachers and principals who make a significant impact on improving students' academic growth. The project also seeks to more equitably distribute effective educators in public schools throughout Colorado. During the next two years CDE will strategically align its staff and activities to better recruit, prepare, support and retain effective teachers and school principals. CDE will identify and expand educator preparation programs that successfully prepare effective teachers and principals, and eliminate those that don't; determine state policies that support the preparation, recruitment, retention, development and promotion of effective educators—including recommendations to the Colorado State Board of Education and General Assembly for implementing those policies; adopt measurable state goals to increase the number of effective educators statewide as well as the effectiveness of new educators; lower the number of ineffective educators; and address the equitable distribution of effective educators statewide; create a temporary special advisor role within CDE to be staffed by a classroom teacher-on-loan who will advise the commissioner of education as policies are developed. Colorado is one of only several pioneering states that are reaching out to TNTP to improve educator effectiveness statewide. TNTP will audit Colorado's policies, programs and funding streams as well as identify opportunities to support the effectiveness of all of Colorado's educators.
- **Educator Identifier System** – The collection and analysis of meaningful education data continues to be a top priority for the Colorado Department of Education. During the 2009 legislative session the department worked closely with policymakers and education stakeholders to build support for H.B.09-1065, the Teacher Identifier Pilot Program. That bill passed and was signed into law on May 21, 2009. It requires the assignment of an individual identification number to each licensed teacher and principal in the state. Coupled with the Colorado's student identifier system, H.B. 09-1065 provides a tremendous opportunity to better understand educator quality and effectiveness to bring about improved student outcomes. The goal of the project is to attach an identifying number to every educator in the state in order to identify what makes "great" educators and determining how to replicate those attributes or conditions; to improve educator preparation programs and professional development; to study educator mobility, recruitment and retention; to address inequities in the distribution of qualified and highly effective educators between high and low poverty schools as well as schools with high and low minority populations; and to developing strategies for improving teaching and learning by linking student achievement data to the student's teacher(s).

## Workload Reports

### Public School Finance

<b>Program</b>	<b>Workload Indicator</b>	<b>FY 08-09 Actual</b>	<b>FY 09-10 Est.</b>	<b>FY 10-11 Est.</b>	<b>FY 11-12 Est.</b>
<b>Public School Finance</b>	Number of Students Funded through Public School Finance Act of 1994	778,108.4	788,648.3	797,780.4	797,780.4
<b>Public School Finance</b>	Number of Districts, Boards of Cooperative Services and Charter Schools the Unit Collects Audits and Electronic Submission of Financial Data	178 – Districts 1 – Charter School Institute 20- Boards of Cooperative Educational Services 150 Charter Schools	178 – Districts 1 – Charter School Institute 20- Boards of Cooperative Educational Services 160 Charter Schools	178 – Districts 1 – Charter School Institute 20- Boards of Cooperative Educational Services 170 Charter Schools	178 – Districts 1 – Charter School Institute 20- Boards of Cooperative Educational Services 170 Charter Schools
<b>Colorado Preschool Program</b>	Provides Technical Assistance and Monitors 20% of Colorado Preschool Program Classrooms Annually for Number of Preschool Pupils in School Districts	19,480 @ 8/1 pupil/teacher ratio	20,160 @ 8/1 pupil/teacher ratio	20,160 @ 8/1 pupil/teacher ratio	20,160 @ 8/1 pupil/teacher ratio

Department Description FY 2011-12 BUDGET REQUEST

<b>Program</b>	<b>Workload Indicator</b>	<b>FY 08-09 Actual</b>	<b>FY 09-10 Est.</b>	<b>FY 10-11 Est.</b>	<b>FY 10-11 Est.</b>
Charter School Institute Funding	Calculate amount of funding for each charter school based on district of residence per pupil funding. Transfer funds to CSI. Determine administrative funds to withhold for CSI and CDE.	5,344.5 16 charter schools	6,643 17 charter schools	6,643 17 charter schools	6,643 17 charter schools
Charter School Intercept Program	Coordinate with the State Treasurer's office to withhold state funds a charter school is entitled to receive from its charter authorizer for the payment of debt service on charter school bonds.	38 charter schools	38 charter schools	38 charter schools	38 charter schools

**Teaching and Learning**

<b>Program</b>	<b>Workload Indicator</b>	<b>FY 08-09 Actual</b>	<b>FY 09-10 Est.</b>	<b>FY 10-11 Est.</b>	<b>FY 10-11 Est.</b>
<b>Early Childhood Team Results Matter – Child and family outcomes</b>	Number of teachers trained on assessment tools ( <i>this includes training of trainers and classroom teachers</i> )	590 Final number not yet calculated for this year	885	885	
<b>Early Childhood Team Results Matter – Child and family outcomes</b>	Number of teachers trained on “observation and documentation” modules	835 Final number not yet calculated for this year	1,000	1,000	
<b>Standards Support/Competitive Grants</b>	Number of Competitive Grant Programs	6	7	8	8
<b>Standards Support/Competitive Grants</b>	Number of Grantees	85	90	100	100
<b>Standards Support/Competitive Grants</b>	Grant Dollars Administered	\$12,140,000	\$17,140,000	\$22,140,000	\$22,140,000
<b>Standards and Achievement Support</b>	# of school support team visits (includes initial visits and re-visits)	25	40	40	40
<b>Standards and Achievement Support</b>	# of Comprehensive appraisals for district improvement	9	10	10	10

Department Description FY 2011-12 BUDGET REQUEST

Note: Actual numbers for next year will be directly contingent upon variables including; available resources, program expansion, and the number of children in community based programs.

**Innovation and Transformation**

<b>Program</b>	<b>Workload Indicator</b>	<b>FY 08-09 Actual</b>	<b>FY 09-10 Est.</b>	<b>FY 10-11 Est.</b>	<b>FY 11-12 Est.</b>
<b>Language, Culture, and Equity</b>	# of English Language Learners in the State	124,417	134,000	144,000	144,000
<b>Language, Culture, and Equity</b>	# of Migrant students in the State	10,000* * number does not include current summer school counts, so # will be increased in final counts	11,600	11,600	11,600
<b>Language, Culture, and Equity</b>	# of trainings provided throughout the state	41	45	48	48
<b>Schools of Choice</b>	# of operating charter schools	141	150	166	166
<b>Schools of Choice</b>	# of school districts with exclusive chartering authority	169	172	175	175
<b>Schools of Choice</b>	# of Charter School Program sub-grantees	28	30	32	32
<b>Schools of Choice</b>	# of charter school students	56,772	60,000	65,000	65,000
<b>Regional Services/Accreditation</b>	# of Instructional Audits conducted (review strengths and weaknesses of instructional	12	15	18	18

Department Description FY 2011-12 BUDGET REQUEST

	programs)				
<b>Regional Services/Accreditation</b>	# of Districts served	178	178	178	178
<b>Regional Services/Accreditation</b>	# of Regional Professional Development Councils served	8	8	8	8
<b>Regional Services/Accreditation</b>	# of BOCES served, includes monthly briefings to superintendents	22	22	22	22
<b>Regional Services/Accreditation</b>	# of presentations to State Brd of Education	2	2	2	2
<b>Regional Services/Accreditation</b>	# of Accreditation Reviews, includes visits, writing and reporting of accreditation reports	178	178	178	178
<b>Regional Services/Accreditation</b>	# of trainings to District Accountability Committees	8	5	5	5
<b>Regional Services/Accreditation</b>	# of new superintendents mentored	26	30	35	35
<b>On-Line Learning</b>	# of online programs served and supported (certification, monitoring, accountability, technical assistance)	19	24	29	29

Department Description FY 2011-12 BUDGET REQUEST

<b>On-Line Learning</b>	# of RFP's for supplemental grants processed	29	35	41	41
<b>On-Line Learning</b>	# of On-site visits to Online Programs and Districts for information gathering or technical assistance	23	36	48	48
<b>On-Line Learning</b>	# of Online students supported	9,520	13,500	18,000	18,000

**Assessments**

<b>Program</b>	<b>Workload Indicator</b>	<b>FY 08-09 Actual</b>	<b>FY 09-10 Est.</b>	<b>FY 10-11 Est.</b>	<b>FY 11-12 Est.</b>
<b>Unit of Student Assessment</b>	Number of CSAP assessments processed each year  Major functions: Item development, training, management of tests and data, analysis and research	1,574,841	1,574,841	1,586,624	1,586,624
<b>Unit of Student Assessment</b>	Number of CSAP-A assessments processed each year  Major functions: Item development,	17,009	17,009	The actual CSAP-A data will arrive in July. The following are approximations:	The actual CSAP-A data will arrive in July. The following are approximations:

Department Description FY 2011-12 BUDGET REQUEST

	training, management of tests and data, analysis and research			16,381 CSAP-A tests	16,381 CSAP-A tests
<b>Unit of Student Assessment</b>	Number of Lectura & Escritura assessments processed each year  Major functions: Test and data management, analysis and research	3,700	3,700	The actual Lectura/Escritura data will arrive in July. The following are approximations: 3,700 Lectura & Escritura tests	The actual Lectura/Escritura data will arrive in July. The following are approximations: 3,700 Lectura & Escritura tests
<b>Unit of Student Assessment</b>	Number of Colorado ACT tests processed each year Other major functions:  Major functions: Administration oversight, data management, analysis and research	51,116	51,116	The actual CO-ACT data will arrive in July. The following are approximations: 50,775 Colorado ACT tests	The actual CO-ACT data will arrive in July. The following are approximations: 50,775 Colorado ACT tests
<b>Unit of Student Assessment</b>	Number of Colorado English Language Acquisition tests processed each year  Major functions: Administration oversight, data management, analysis and research	85,000	85,000	85,085 Colorado English Language Acquisition tests	85,085 Colorado English Language Acquisition tests



**Student Support**

<b>Program</b>	<b>Workload Indicator</b>	<b>FY 07-08 Actual</b>	<b>FY 08-09 Actual</b>	<b>FY 09-10 Est.</b>	<b>FY 09-10 Est.</b>
Special Education	Number of children with disabilities as of December 1	82,560	82,000	82,000	82,000
Special Education	Total Special Education Expenditures	\$735 million	\$770 million	\$800 million	\$800 million
Special Education	Percent of Expenditures Paid for with Local Funds	64%	66%	68%	68%
Gifted Education	Number of Gifted Students Served	56,184	57,044	57,917	57,917
Gifted Education	Number of schools in AP Exam Fee Program	135	168	210	210
Gifted Education	Number of Online Modules Implemented Statewide	5	8	10	10
Safe and Drug Free Schools and Communities	Number of Disciplinary Actions in Schools	Not available	4%	3%	3%
Expelled and At Risk Students Grants	Number of Funded Programs	60	65	70	70
Education for Homeless Children	Number of Grants Funded	15	16	17	17
Adult Education and Family Literacy	Number of Adult Learners Served	14,550	14,550	15,000	15,000

Department Description FY 2011-12 BUDGET REQUEST

Colorado Family Literacy Education Fund	Number of Families Served	372	400	425	425
GED Testing	Number of GED Recipients	9,905	12,284	14,674	14,674
Facility Schools	Number of Approved Facility Schools	68	68	68	68
Facility Schools	Number of Students (one-day count)	2,214	2,200	210	210
Facility Schools	Number of Education Staff (teachers, paraprofessionals and administrators)	605	600	600	600

**Library Programs**

<b>Program</b>	<b>Workload Indicator</b>	<b>FY 07-08 Actual</b>	<b>FY 08-09 Actual</b>	<b>FY 09-10 Est.</b>	<b>FY 11-12 Est.</b>
AskColorado	Number of virtual reference questions from Coloradans	50,169*	55,000	57,000	57,000
Colorado Talking Book Library and State Publications Library	Circulation to patrons: (# of items provided statewide)	406,800	448,480	489,500	489,500
State Library	Statewide professional development of librarians: <u># of events</u> <u># attending</u>	<u>316</u> 6,320	<u>375</u> 7,000	<u>400</u> 7,500	<u>400</u> 7,500
Colorado Talking Book Library	Collection materials in library (total of all types)	104,656	120,000	130,000	130,000

*\*reflects new process to share colorado.gov queries between AskColorado and Colorado Interactive, the state portal authority, as requested through OIT.*

## DEPARTMENT OF EDUCATION

*A Fact Sheet*

*Office of State Planning and Budgeting*

*November 2010*

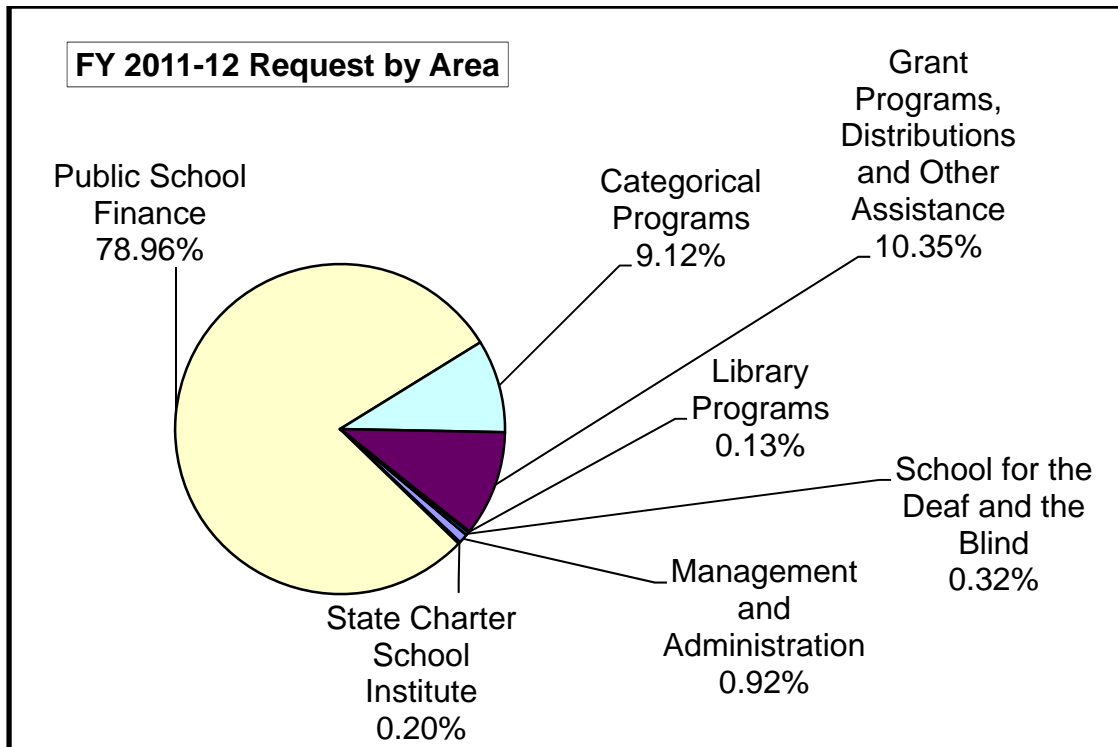
The **Colorado Department of Education (CDE)** is the administrative arm of the Colorado State Board of Education. CDE serves Colorado's 178 local school districts, providing them with leadership, consultation and administrative services on a statewide and regional basis.

CDE is made up of over forty units, 25 different programs, and 350-plus staff members, all pursuing the Department's Organizational Commitment. In keeping with this commitment, the Department not only administers K-12 public education, but also the State Library System, Family/Adult Literacy efforts, and the Colorado School for the Deaf and the Blind.

<b>FY 2010-11 Appropriation</b>	
Total Appropriation:	\$4,338,711,337
Percent of Statewide Total Appropriation:	<i>[OSPB will fill this in]</i>
General Fund Appropriation:	\$3,015,218,956
Percent of Statewide General Fund Appropriation:	<i>[OSPB will fill this in]</i>
Total Full Time Equivalent Employees (FTE):	553.0

<b>FY 2011-12 Budget Request</b>	
Total Request:	\$4,432,550,225
Percent of Statewide Total:	<i>[OSPB will fill this in]</i>
General Fund Request:	\$3,066,500,931
Percent of Statewide General Fund:	<i>[OSPB will fill this in]</i>
Total Full Time Equivalent Employees (FTE):	554.0

Department Description FY 2011-12 BUDGET REQUEST



**Department in Summary FY 2010-11:**

- The Colorado Department of Education’s mission is to provide all Colorado children equal access to quality, thorough, uniform, well-rounded educational opportunities in a safe, civil environment.
- The Department’s vision is for all children in Colorado to become educated and productive citizens.
- The Department is the administrative arm of the Colorado State Board of Education. CDE serves Colorado’s 178 local school districts, providing them with leadership, consultation and administrative services on a statewide and regional basis.

## Department Description FY 2011-12 BUDGET REQUEST

- The Department is made up of over 40 units, 25 different programs and 350-plus staff members, all pursuing the department's organizational commitment. In keeping with this commitment, the department not only administers K-12 public education, but also the state library system, family/adult literacy efforts and the Colorado School for the Deaf and the Blind.
- The Colorado State Board of Education provides general supervision of public schools, with powers and duties described throughout title 22 of the Colorado Revised Statutes. Board responsibilities include: addressing teacher licensing matters, approving The Department's budget, ordering distribution or apportionment of federal and state money for use of the public schools in the state, appraising and accrediting public schools and school districts, promulgating and adopting policies, rules and regulations concerning general supervision of public schools, adjudicating appeals concerning charter schools, appeals concerning initial decisions of the administrative law courts, appeals regarding online programs and appeals concerning exclusive chartering authority.
- The office of the Commissioner of Education exists to serve the more than 800,000 pre-K through 12 public school children across Colorado by ensuring responsive support to the state's 178 school districts. Commissioner Dwight D. Jones implements legislative priorities and the board's strategic plan. He is assisted in the oversight of the entire agency by an advisory team comprised of two deputy commissioners, an associate commissioner and a chief of staff.
- Organizationally, the department is divided into two categories: 1) learning and results, and 2) administration and operations.
  - 1) The learning and results area is responsible for standards and assessment; innovation and transformation (including online learning, regional services and schools of choice); teaching and learning; and student support (including special education and gifted and talented).
  - 2) The administration and operations area in the Department oversees legislation and policy; professional services; communications; school finance; management services; federal programs; and information and technology.
- The associate commissioner collaborates with both deputies on projects related to student achievement, longitudinal growth and education policy. The chief of staff manages the commissioner's office and stays abreast of day-to-day program activity. The chief of staff is also the commissioner's point person and liaison to staff.

### **Leading Budget Change Requests for FY 2011-12:**

- **Total Program and Categorical Funding Reduction.** The Department is submitting Decision Items to increase Total Program and Categoricals by over \$93 million in Fiscal Year 2011-12.
- **GED Spending Authority Increase for Self-Funded Program.** The department is requesting an increase of 1.0 FTE and \$74,997 to accommodate significant growth in the program.

### **Key Issues and Legislation from 2010:**

- **S.B. 10-191 (Johnston & Spence/Scanlan & Murray)** This bill codifies the Governor's Council for Educator Effectiveness and charges it with certain specified tasks. All recommendations by the council shall reflect a consensus vote by its members. On or before September 1, 2011, the State Board shall promulgate rules using the recommendations of the council.
- **Closing the Achievement Gap Initiative** – During the FY 2009-10 budget process, the Colorado State Legislature approved an appropriation of \$1,800,000 general fund for this initiative. The Colorado Department of Education has formed partnerships with six districts in the state to participate in a pilot program to test strategies and solutions to eliminate achievement gaps associated with race and income. This is the final and most critical year of the initiative.
- **Loss of Federal Funds for Literacy-Related Professional Development** – The Learning and Results Office within the Colorado Department of Education is faced with a significant decline in resources to support professional development related to literacy. State Fiscal Year 2008-09 was the last year this program was funded, and the Department will close the grant out during Fiscal Year 2010-11.
- **School Turnaround and Improvement** – The Department has received over \$40 million in federal Turnaround and Improvement grants that begin operations in Fiscal Year 110-11.

### **Department Wide Performance Measures in FY 2010-11 Budget Request:**

1. The Dropout Rate decreased 0.2% in 2008-09 from 3.8% 2007-08.
2. The number of Highly Qualified Teachers increased from 92% in 2006 to 98% in 2008.

### **Links to Additional Fact Sheets and Web sites**

- Colorado Department of Education ([www.cde.state.co.us](http://www.cde.state.co.us))
- Colorado State Library (<http://www.cde.state.co.us/cdelib/index.htm>)
- State of Colorado ([www.colorado.gov](http://www.colorado.gov))
- United States Department of Education ([www.ed.gov](http://www.ed.gov))
- Recovery Act Website ([www.recovery.gov](http://www.recovery.gov))

*For more information about this Department and its programs, please call Jeff Blanford 303-866-6837*





Colorado Department of Education  
FY 2011-12 Budget Request  
Strategic Plan

November 1, 2010

This Page Intentionally Left Blank

## Table of Contents

<b>Executive Letter .....</b>	<b>4</b>
<b>Introduction .....</b>	<b>6</b>
<b>Organization Chart.....</b>	<b>9</b>
<b>I. Mission Statement &amp; Vision Statement .....</b>	<b>10</b>
<b><u>Mission Statement – State Board of Education .....</u></b>	<b>10</b>
<b><u>Vision Statement - State Board of Education.....</u></b>	<b>10</b>
<b><u>Goals – State Board of Education .....</u></b>	<b>10</b>
<b><u>CDE – Concept Statement.....</u></b>	<b>10</b>
<b>II. OBJECTIVES .....</b>	<b>13</b>
<b><u>Colorado School for the Deaf and the Blind – Objectives .....</u></b>	<b>15</b>
<b><u>Charter School Institute – Objectives .....</u></b>	<b>16</b>
<b>III. PERFORMAMCE MEASURES.....</b>	<b>18</b>
<b>IV. STRATEGIES.....</b>	<b>32</b>
<b>V. Evaluation of Success .....</b>	<b>34</b>

## **Executive Letter**

The Colorado Department of Education remains an intense hub of activity for the statewide initiatives to improve student achievement and significantly boost the numbers of students being prepared for postsecondary education and workforce success.

The department is working to implement Gov. Ritter’s Colorado Achievement Plan for Kids and the state’s new aligned school accountability system as detailed in Senate Bill 09-163. The work is being guided by the seven goals for improvement embedded in “Forward Thinking.” In close collaboration with the Colorado State Board of Education, the department is no longer a sideline observer in the effort to improve achievement. The department is now a full partner with schools, districts and Boards of Cooperative Educational Services. In addition, the department enjoys close communications with key statewide organizations such as the Colorado Education Association, the Colorado Association of School Executives and the Colorado Association of School Boards.

The department is engaged in the efforts to develop and write a bold plan to win a share of the U.S. Department of Education’s “Race to the Top” competition, a process that has started important conversations and is challenging key assumptions at the state and district level. While many existing laws and policies suggest that Colorado is well positioned to win a share of the Race to the Top venture, there is still work ahead to ensure the state laws and policies are as strong as they can be and to craft the best application possible.

Collaborative efforts continue on the national level as well with the National Governors Association, the Council of Chief State School Officers and the Southwest Comprehensive Center at WestEd, a regional research and development agency. These conversations continue to keep Colorado in the forefront with regard to innovation in education.

The teamwork demonstrates what we already know—we are all in this together.

The department’s work is focused on:

- Building the capacity of districts to develop high-performing schools
- Enhancing professional development involving best practices
- Developing an aligned preschool through postsecondary system that prepares all students for success after high school
- Installing a new, streamlined accountability process and accreditation system based on The Colorado Growth Model
- Improving its use of state and federal funds, including how these funds were allocated to staff positions and job descriptions
- Improving its use of reliable research, data and analysis.
- Working to build leadership capacity and density in schools and districts across the state.

Many challenges remain. Statewide budget pressures are forcing reductions among school districts—class sizes are increasing and support staffs are being reduced. The department continues to work with the Comprehensive Center at WestEd to align its resources to its functions and to build an efficient organizational structure that can deliver on its pledge to provide and support and service to schools and districts statewide.

## Introduction

The Colorado Department of Education (CDE) is the administrative arm of the Colorado State Board of Education. CDE serves Colorado's 178 local school districts, providing them with leadership, consultation and administrative services on a statewide and regional basis.

CDE is made up of over forty units, 25 different programs, and 300-plus staff members, all pursuing the department's organizational commitment. In keeping with this commitment, the department not only administers K-12 public education, but also the state library system, family/adult literacy efforts, and the Colorado School for the Deaf and the Blind.

**State Board of Education** In 1948, the Colorado State Constitution was amended to authorize an elected state board of education to provide general supervision of public schools, with powers and duties described throughout title 22 of the Colorado Revised Statutes. The first Colorado State Board of Education was elected in November 1950, and began its work in January 1951. Today, the state board of education is composed of seven elected officials representing Colorado's congressional districts. Board members serve without pay for six-year terms.

Title 11 of the Colorado Revised Statutes -- specifically Sections 22-2-106 through 109 and 117 lists the state board's main responsibilities. These responsibilities include: addressing teacher licensing matters, approving CDE's budget, ordering distribution or apportionment of federal and state money for use of the public schools in the state, appraising and accrediting public schools and school districts, promulgating and adopting policies, rules and regulations concerning general supervision of public schools, adjudicating appeals concerning charter schools, appeals concerning initial decisions of the administrative law courts, appeals regarding online programs and appeals concerning exclusive chartering authority.

**Office of the Commissioner of Education** exists to serve the more than 800,000 pre-K through 12 public school children across Colorado by ensuring responsive support to the state's 178 school districts. In June 2007, Dwight D. Jones was unanimously selected as commissioner by the Colorado State Board of Education to implement legislative priorities and the board's strategic plan. He is assisted in the oversight of the entire agency by an advisory team comprised of two deputy commissioners, an associate commissioner and a chief of staff.

In September 2007, the department released its *Forward Thinking* plan to better align its endeavors with the board's strategic plan. *Forward Thinking* also announced the department's commitment to providing guidance, service and support to school districts via professional development in best practices; tools to eliminate gaps and increase achievement for all students; efficient use of federal, state and private funds; reliable research, data and analysis; and the continual building and expanding of leadership capacity. The department then reorganized to better align the work of each unit with the goals of the plan.

Organizationally, the department is set up in four major categories:

- Learning and Results which consists in the Standards and Assessments and the Statewide System of Support areas. The Colorado Student Assessment Program and the

Department's efforts surrounding alignment of preschool to postsecondary readiness are the primary functions of Learning and Results.

- Office of the Chief of Staff is organized around legislative initiatives and department communication with both external and internal stakeholders.
- The Office of the Commissioner. As a result of the American Recovery and Reinvestment the Department has organized five areas into the Office of the Commissioner to recognize the interplay between these programs as they relate to closing achievement gaps and student performance:
  - Teaching and Learning which provides School Improvement support to districts under Title I-A, competitive grants, literacy initiatives, and professional development as its primary function.
  - Innovation and Transformation which is responsible for support of English language learners, Drop out and other prevention initiatives, and the Unit of Online Learning.
  - Turnaround and Intervention is a new unit formed to maximize the use of American Recovery and Reinvestment Act funds for the turnaround and support of struggling schools and districts around the state.
  - Student Support Services which provides services around gifted and other exceptional students participating in programs such as the Individuals with Disabilities Act.

**Charter School Institute** is an independent agency in CDE that serves as a statewide charter school authorizer. In FY-10 the Institute will oversee at least 17 charter schools educating over 6,000 students throughout Colorado. While the statute that created the Institute specifically states that “by virtue of its functions and duties, shall not be deemed to be a school district for any purpose,” it nonetheless performs many of the same functions as a school district for Institute charter schools, including special education, assessment, academic accountability and achievement, accreditation, administration of federal programs, financial accountability, and administration of school nutrition programs (free and reduced lunch). To perform these functions the Institute has a staff of 14 (in FY-09), augmented by part-time consultants as needed.

The Institute is governed by a nine member board of directors, seven of whom are appointed by the Governor and two by the Commissioner of Education. Each board member serves for a three year term, and may serve no more than two consecutive terms.

**Colorado School for the Deaf and the Blind (CSDB)** is a state-funded type 1 agency within the Colorado Department of Education. The school was established for the purpose of providing comprehensive educational services for children who are blind/low vision and/or deaf/hard of hearing birth to age twenty-one. Services are provided directly to students enrolled on the CSDB campus and through outreach activities, which are provided to staff, families and children throughout Colorado.

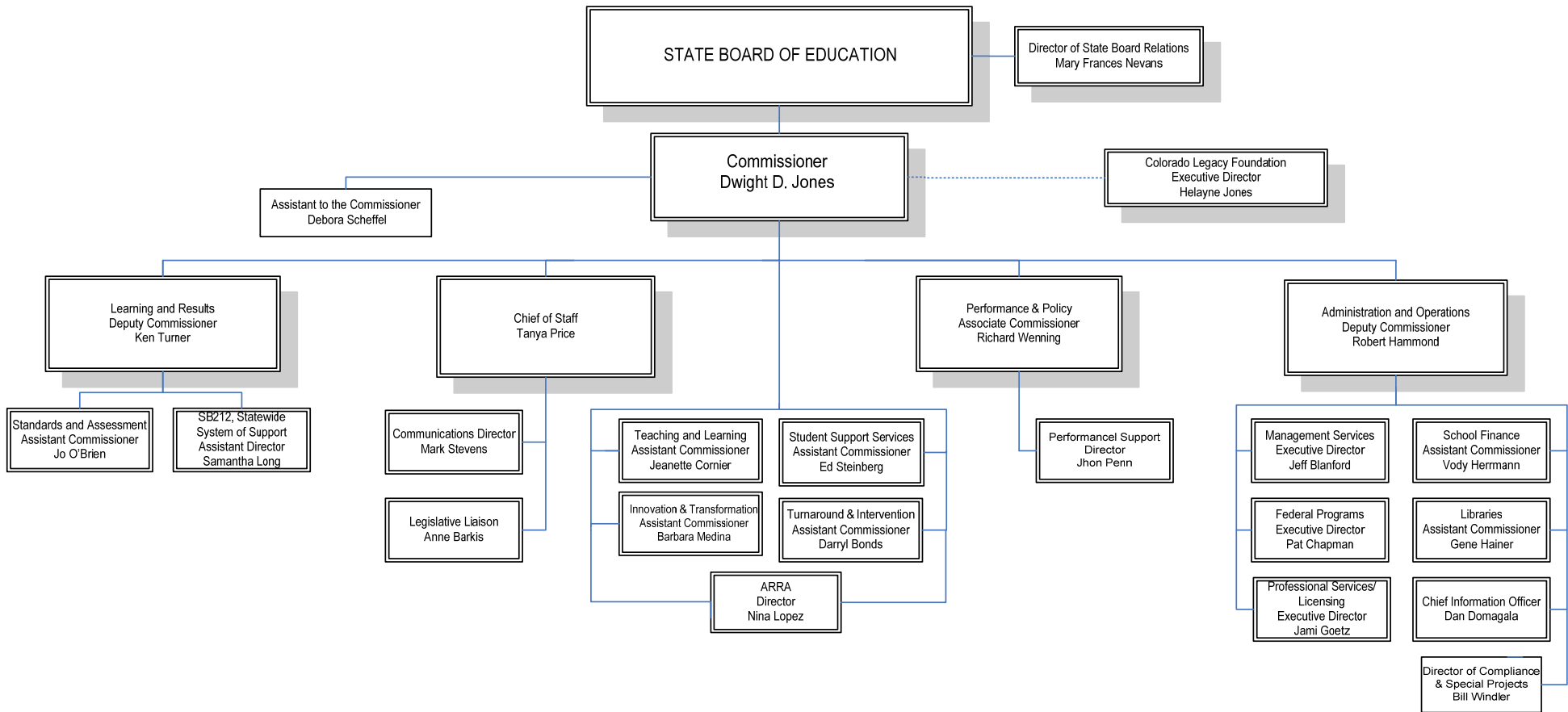
Whether working with students in their home districts or on the campus in Colorado Springs, CSDB retains a skilled and talented staff that strives for excellence in all that they do and are deeply committed to providing quality services for all students. They continue to identify and

implement innovative instructional strategies, introducing students to new technologies and experiences.



# Organization Chart

## COLORADO DEPARTMENT OF EDUCATION



**Appropriations Report FY 2010-11 \$4,338,711,337 Total Funds 553.0 FTE**  
**\$3,176,663,441 GF \$569,464,505 CF \$22,732,752 RF \$569,850,639 FF**

## **I. Mission Statement & Vision Statement**

### **Mission Statement – State Board of Education**

The mission of the Colorado State Board of Education (CDE) is to provide all of Colorado's children equal access to quality, thorough, uniform, well-rounded educational opportunities in a safe and civil learning environment.

### **Vision Statement - State Board of Education**

All children in Colorado will become educated and productive citizens.

### **Goals – State Board of Education**

1. Fulfill the role as the state's educational authority.
2. Maintain commitment to accountability reform and accreditation.
3. Take a leadership role in improving the long term financial stability of education funding.
4. Improve educator quality, recruitment, retention, and placement.
5. Improve choice opportunities for Colorado students.

### **CDE – Concept Statement**

To create a purpose-driven and dynamic system of educational leadership, service, and support that relentlessly focuses on the learning of ALL students.

In a way that provides:

1. Guidance and support to meet district and school needs;
2. Professional development in best practices;
3. Tools to eliminate gaps and increase achievement for all students
4. A seamless, collaborative leadership system with intentional intensity, urgency, and impatience;
5. Efficient and effective use of federal, state, and private funds;
6. A reliable source for research, data, and analysis envied by all professionals; and
7. A model for building expanded leadership capacity;

So that the Colorado Department of Education is an enjoyable place to work, agile and proactive in responding to ever-changing conditions, and is recognized as the premiere source of educational leadership.

## **Colorado School for the Deaf and the Blind**

### **Mission/Vision Statement**

The Colorado School for the Deaf and the Blind is the center of excellence for specialized statewide, high-quality, educational services supporting data-driven decisions that are best for each individual.

### **Core Values**

- Responsibility
- Respect
- Collaboration
- Open, Honest Communication

## **Charter School Institute**

### **Mission Statement-Charter School Institute**

The mission of the Charter School Institute is to foster high-quality public school choices offered through Institute charter schools, including particularly, schools for at-risk students.

### **Vision Statement-Charter School Institute**

The vision of the Charter School Institute to, through best authorizing practices, build a portfolio of the highest achieving charter schools, incorporating a variety of successful educational models with a focus on serving at-risk students broadly defined.

### **Charter School's Organizational Statement**

- Act as a model of best practices in authorizing charter schools;
- Use state and federal systems for ensuring the accountability of each Institute charter school in meeting the obligations and goals set forth in its contract;
- Measure the academic success of each Institute charter school student through longitudinal indices;
- Measure the academic success of each Institute charter school through performance-based means and not process-based means.

## **Goals-Charter School Institute**

- Ensure that all Institute schools provide the best education possible for their students.
- Ensure that all students are provided with the highest level of assistance needed as dictated by current educational plans.
- Ensure that each student is provided with the assistance he or she requires in order to reach his or her highest level of potential.
- Develop programs for existing and new applicants that will allow for the streamlining of administrative process.
- Provide guidance and assistance to new and existing Institute schools that will enable them to function in a manner consistent with state and federal laws and requirements and according to their mission and application (including administrative and financial processes).

## II. OBJECTIVES

---

- 1. Guidance and Support Services To Meet District and School Needs**
  - a. Develop a department mission that espouses service and support to the field.
  - b. Develop a process for stakeholder's feedback to ensure that CDE delivers on its espoused mission of service and support to the field.
  
- 2. Professional Development In Best Practices**
  - a. Design and implement a more consistent and comprehensive statewide system of support that helps schools and districts build the capacity needed to achieve ambitious student outcomes.
  - b. Restore the credibility of the Department by enlisting top experts in the country who have unimpeachable credentials and no record of ideological bias to serve on the technical advisory panels which the Department convenes for the purpose of studying the validity, reliability and/or adequacy of standards assessments, and practices.
  - c. Provide more and better support for content and curriculum based efforts through the acquisition and development of in-house expertise in math, reading, science, writing, arts (including music), social studies, and languages.
  - d. Enhance support to smaller and more rural schools and districts through a partnership with the Boards of Cooperative Educational Services.
  
- 3. Tools to Eliminate Gaps and Increase Achievement For All Students**
  - a. Design, detail, and disseminate model curricula and related assessment tools that districts may voluntarily use which are aligned with research, proven to deliver results, and supported through vendors that are competent providers of technical support.
  - b. Identify and implement incentives that make it easy for districts to adopt and use model curricula (and related assessment tools) that the Department has developed and offered.
  - c. The Department of Education will work to support districts and schools in ways to eliminate and narrow the race and income gap.
  
- 4. A Seamless, Collaborative Leadership System With Intentional Intensity, Urgency, and Impatience**
  - a. Revise how schools and districts are labeled via accreditation so the label stigma is removed. The exercise provides information that is more informative, helpful, and fair to struggling schools, and the results are more likely to funnel resources towards schools and programs with the greatest need.

- b. Develop and implement a revision of standards and assessments so opportunities and outcomes for students are enhanced and students exit school prepared for success in life, work, or the next level of schooling.

**5. Efficient and Effective Use of Federal, State, and Private Funds**

- a. Make budgeting transparent and understandable
- b. Design and implement an organizational budget system at CDE to manage resources that provide staff with tools needed to align resources to the highest priorities of the Department.
- c. Develop a consistent, comprehensive statewide system of Department funding for schools that reflects priority based on student need.
- d. Implement quality standards for the operation and administration of multidistrict online educational enterprises and develop the infrastructure (policies, procedures, curriculum, practices, management tools, etc.) needed to support this effort.

**6. A Reliable Source for Research, Data, and Analysis Envied By All Professionals**

- a. Revise the data management, tool development, and research request process in ways the field finds useful.
- b. Increase the reliance on longitudinal data within the state system of educational accountability.

**7. A Recognized Model for Building Expanded Leadership Capacity**

- a. Define, detail, and implement network of distributed leadership within CDE that includes a Principal Center, a “Superintendent and School Board Center,” a “Futures Center,” and a “Coaching Center.”

## **Colorado School for the Deaf and the Blind – Objectives**

### **1. Statewide and Regional Resource Network**

Every eligible child in Colorado, birth to 21, who has been identified with a sensory disability, will have increased quality learning experiences and successful integration into their chosen academic setting, post-secondary settings, and the community through collaboration between CSDB's statewide and Regional Resources Services Network, school districts, and families.

### **2. Early Childhood**

Colorado children who are deaf/hard of hearing or blind/visually impaired will demonstrate age-appropriate language, educational achievements, and developmental skills commensurate with those of their typically developing peers birth to age five. "Peers" can be represented by a given child's chronological age or developmental age.

### **3. Academic Core**

Students will be prepared for acceptance and success in a post-secondary setting through the provision of a rigorous secondary curriculum with a focus on literacy, mathematics, core academic content and unique knowledge that promotes positive self-identity, communication skills, responsibility, cultural understanding, and independence.

### **4. Secondary Vocational Job Skills**

Students will acquire the necessary skills to enter into the workforce or further vocational training.

### **5. Transition**

Transition students (18-21 year olds) will have the knowledge, skills, motivation and/or support to better themselves in order to be as responsible and independent as possible by maximizing their potential in the following areas: vocational/education, life skills, recreational/leisure, social/emotional, and self advocacy as measured by improvements towards goals established in their individualized transition plan (ITP).

### **6. Multiple Disabilities**

CSDB will develop cutting-edge curricula/programming, provided by highly qualified staff including the residential/student life staff program, for its students with multiple disabilities to include those considered to be high risk in the School for the Deaf and the School for the Blind by utilizing any and all available resources.

## **Charter School Institute – Objectives**

### **1. Increase academic achievement for all students**

Provide the technical assistance needed to assess ongoing programs, improve inclusion on federal and state grants and programs, and use data to improve academic outcomes for all enrolled students.

Provide training programs for school boards of directors, school leadership, teaching and support staff in order to improve the quality of instruction.

### **2. Improve the assistance provided to existing and applying school**

Provide direction and assistance to existing schools to streamline the ongoing administrative and financial processes and reporting requirements that will improve the schools' viability and chances for long term success.

Provide a streamlined process for groups to make applications to CSI for new charter schools that will include application, review, approval and contracting.

Provide an ongoing forum for school leadership of both new and existing schools with CSI Board Members and Staff to discuss common problems and solutions.

Provide training on an annual basis on topics of a general nature and of interest to a majority of schools and staff in areas of assessment, data analysis, finance and other topics as they arise.

### **3. Ensure that All Children receive Quality Instruction**

To provide all students and staff a better system to improving services to students with special or exceptional needs while not decreasing the overall program to all schools. This will result in all Institute schools having access to counselors, nursing staff and other professionals who provide these services.

Hold all Institute schools accountable regarding services required to meet the needs of special populations (including special education, gifted and talented, 504, English Language Learners, and students with health needs) by monitoring the provision of services, the hiring of necessary qualified staff, and the reporting and analysis of required data related to these populations and the general student population.

### **4. Ensure that CSI is implementing standards based instruction within all schools**

Provide the assistance required to ensure that all schools are implementing curricula aligned to Colorado's state standards.

Provide support to ensure that curricula are consistently and equitably taught by all teachers

Provide assistance to ensure that each school has developed curriculum maps and guides, and that these tools are effectively used by all teachers to plan instruction.



Provide assistance to all schools in implementing and that all teachers understand data based instruction (via NWEA (MAP) assessments, CSAP and additional formative classroom assessments).

### III. PERFORMAMCE MEASURES

#### Overall Department -Performance Measures

- Achievement Gap Measure (Income Based Gap)** – *Achievement in Reading and gap associated with income (students on free or reduced lunch) Percent of students who are on free or reduced lunch that score at or above proficient on state assessment in Reading. The target seeks to narrow the gap on an annual basis.*

Performance Measure	Outcome	2008 Actual	2009 Actual	2010 Actual	2011 Appropriated
(%) of Students at or above Proficient (Students <u>not on</u> Free and reduced lunch) v. (%) of Students at or above Proficient (Students <u>on</u> Free and reduced lunch)	Benchmark	30.6	28%	Annually Narrow the Gap	Annually improve the percentage
	Actual	80.1% v. 50.0% Gap of 29.1	81.2% v. 52.0% Gap of 29.2	81.2%  54.3% Gap of 26.9	

These data have been collapsed across all grades. In addition, "proficiency" on CSAP means "proficient and advanced." Students who are included in this analysis are those same students who are included in the scores that are reported on the School Accountability Reports or SARs.\*

- Achievement Gap Measure (Income Based Gap)** – *Achievement in Math and gap associated with income (students on free or reduced lunch) Percent of students who are on free or reduced lunch that score at or above proficient on state assessment in Math. These data have been collapsed across all grades. The target seeks to narrow the gap on an annual basis.*

Performance Measure	Outcome	2008 Actual	2009 Actual	2010 Actual	2011 Appropriated
(%) of Students at or above Proficient (Students <u>not on</u> Free and reduced lunch) v. (%) of Students at or above Proficient (Students <u>on</u> Free and reduced lunch)	Benchmark	27.2	27.2	Annually Narrow the Gap	Annually improve the percentage
	Actual	64.3% v. 34.2% Gap of 27.1%	66.0% v. 39.1% Gap of 26.9%	66.8% v. 40.3 Gap of 26.5%	

These data have been collapsed across all grades. In addition, "proficiency" on CSAP means "proficient and advanced." Students who are included in this analysis are those same students who are included in the scores that are reported on the School Accountability Reports or SARs.\*

- 3. Minority Gap Growth Measure (“Catch Up” in Reading)** - Year-to-year improvement in the percentage of minority students statewide and who currently score in the unsatisfactory or partially proficient categories on the state *Reading* assessment who are on target to score proficient or advanced within three years. The target seeks to improve the percentage of minority students whose growth puts them ‘on track’ to be proficient or advanced.

Performance Measure	Outcome	2008 Actual	2009 Actual	2010 Actual	2011 Appropriated
(% of Minority Students who score Unsatisfactory or Partially Proficient in 2009 who are on track to score Proficient (or Advanced) within three years	Benchmark	30%	30%	Annually improve the percentage	Annually improve the percentage
	Actual	29.1%	29.5%	31.8%	

These data have been collapsed across all grades. Students who are included in this analysis are all those who had a valid scale score for the state assessment for 2008 and 2009.

- 4. Minority Gap Growth Measure (“Keep Up” in Reading)** - Year-to-year improvement in the percentage of students statewide who currently score in the proficient or advanced categories on the state *Reading* assessment. The target seeks to improve the percentage of students whose growth puts them ‘on track’ to remain at least proficient over the next three years.

Performance Measure	Outcome	2008 Actual	2009 Actual	2010 Actual	2011 Appropriated
(% of Minority Students who score Proficient or Advanced in 2009 who are on track to score at least Proficient over the next three years	Benchmark	80.5%	80.5%	Annually improve the percentage	Annually improve the percentage
	Actual	74.3%	75.2%	75.8%	

These data have been collapsed across all grades. Students who are included in this analysis are all those who had a valid scale score for the state assessment for 2008 and 2009.

- 5. Economically Disadvantaged Growth Measure (“Catch Up” in Reading)** - Year-to-year improvement in the percentage of economically disadvantaged students statewide who currently score in the unsatisfactory or partially proficient categories on the state *Reading* assessment who are on target to score proficient or advanced within three years. The target seeks to improve the percentage of economically disadvantaged students whose growth puts them ‘on track’ to be proficient or advanced.

Performance Measure	Outcome	2008 Actual	2009 Actual	2010 Actual	2011 Appropriated
(% of Economically Disadvantaged Students who score Unsatisfactory or Partially Proficient in 2009 who are on track to score Proficient (or Advanced) within three years	Benchmark	30%	30%	Annually improve the percentage	Annually improve the percentage
	Actual	28.7%	29.4%	31.5%	

These data have been collapsed across all grades. Students who are included in this analysis are all those who had a valid scale score for the state assessment for 2008 and 2009.

- 6. Economically Disadvantaged Growth Measure (“Keep Up” in Reading)** - Year-to-year improvement in the percentage of economically disadvantaged students statewide who currently score in the proficient or advanced categories on the state Reading assessment. The target seeks to improve the percentage of economically disadvantaged students whose growth puts them ‘on track’ to remain at least proficient over the next three years.

Performance Measure	Outcome	2008 Actual	2009 Actual	2010 Actual	2011 Appropriated
(% of Economically Disadvantaged Students who score Proficient or Advanced in 2009 who are on track to score at least Proficient over the next three years)	Benchmark	80.5%	80.5%	Annually improve the percentage	Annually improve the percentage
	Actual	70.7%	71.7%	72.7%	

These data have been collapsed across all grades. Students who are included in this analysis are all those who had a valid scale score for the state assessment for 2008 and 2009.

- 7. Growth Measure (“Catch Up” in Reading)** - Year-to-year improvement in the percentage of students statewide who currently score in the unsatisfactory or partially proficient categories on the state Reading assessment. The target seeks to improve the percentage of students whose growth puts them on a trajectory to score proficient or advanced within three years.

Performance Measure	Outcome	2008 Actual	2009 Actual	2010 Actual	2011 Appropriated
(% of Students who score Unsatisfactory or Partially Proficient in 2009 who are on track to score Proficient (or Advanced) within three years)	Benchmark	30%	30%	Annually improve the percentage	Annually improve the percentage
	Actual	32.7%	33.6%	34.9%	

These data have been collapsed across all grades. Students who are included in this analysis are all those who had a valid scale score for the state assessment for 2008 and 2009.

- 8. Growth Measure (“Keep Up” in Reading)** - Year-to-year improvement in the percentage of students statewide who currently score in the proficient or advanced categories on the state Reading assessment. The target seeks to improve the percentage of students whose growth puts them on a trajectory to score at least proficient within three years.

Performance Measure	Outcome	2008 Actual	2009 Actual	2010 Actual	2011 Appropriated
(% of Students who score Proficient or Advanced in 2009 who are on track to score at least Proficient within three years)	Benchmark	84.3%	84.3%	Annually improve the percentage	Annually improve the percentage
	Actual	80.7%	82.0%	81.5%	

These data have been collapsed across all grades. Students who are included in this analysis are all those who had a valid scale score for the state assessment for 2008 and 2009.

**9. Minority Gap Growth Measure (“Catch Up” in Mathematics) - Year-to-year improvement in the percentage of minority students statewide and who currently score in the unsatisfactory or partially proficient categories on the state Mathematics assessment who are on target to score proficient or advanced within three years. The target seeks to improve the percentage of minority students whose growth puts them ‘on track’ to be proficient or advanced.**

Performance Measure	Outcome	2008 Actual	2009 Actual	2010 Actual	2011 Appropriated
(% of Minority Students who score Unsatisfactory or Partially Proficient in 2009 who are on track to score Proficient (or Advanced) within three years	Benchmark	15%	15%	Annually improve the percentage	Annually improve the percentage
	Actual	9.8%	12.2%	11.1%	

These data have been collapsed across all grades. Students who are included in this analysis are all those who had a valid scale score for the state assessment for 2008 and 2009.

**10. Minority Gap Growth Measure (“Keep Up” in Mathematics) - Year-to-year improvement in the percentage of students statewide who currently score in the proficient or advanced categories on the state Mathematics assessment. The target seeks to improve the percentage of students whose growth puts them ‘on track’ to remain at least proficient over the next three years.**

Performance Measure	Outcome	2008 Actual	2009 Actual	2010 Actual	2011 Appropriated
(% of Minority Students who score Proficient or Advanced in 2009 who are on track to score at least Proficient over the next three years	Benchmark	60%	60%	Annually improve the percentage	Annually improve the percentage
	Actual	50.7%	54.6%	51.9%	

These data have been collapsed across all grades. Students who are included in this analysis are all those who had a valid scale score for the state assessment for 2008 and 2009.

**11. Economically Disadvantaged Growth Measure (“Catch Up” in Mathematics) - Year-to-year improvement in the percentage of economically disadvantaged students statewide who currently score in the unsatisfactory or partially proficient categories on the state Mathematics assessment who are on target to score proficient or advanced within three years. The target seeks to improve the percentage of economically disadvantaged students whose growth puts them ‘on track’ to be proficient or advanced.**

Performance Measure	Outcome	2008 Actual	2009 Actual	2010 Actual	2011 Appropriated
(% of Economically Disadvantaged Students who score Unsatisfactory or Partially Proficient in 2009 who are on track to score Proficient (or Advanced) within three years	Benchmark	15%	15%	Annually improve the percentage	Annually improve the percentage
	Actual	10.1%	12.1%	11.4%	

These data have been collapsed across all grades. Students who are included in this analysis are all those who had a valid scale score for the state assessment for 2008 and 2009.

- 12. Economically Disadvantaged Growth Measure (“Keep Up” in Mathematics)** - Year-to-year improvement in the percentage of economically disadvantaged students statewide who currently score in the proficient or advanced categories on the state Mathematics assessment. The target seeks to improve the percentage of economically disadvantaged students whose growth puts them ‘on track’ to remain at least proficient over the next three years.

Performance Measure	Outcome	2008 Actual	2009 Actual	2010 Actual	2011 Appropriated
(% of Economically Disadvantaged Students who score Proficient or Advanced in 2009 who are on track to score at least Proficient over the next three years)	Benchmark	60%	60%	Annually improve the percentage	Annually improve the percentage
	Actual	45.5%	49.8%	47.0%	

These data have been collapsed across all grades. Students who are included in this analysis are all those who had a valid scale score for the state assessment for 2008 and 2009.

- 13. Growth Measure (“Catch Up” in Mathematics)** - Year-to-year improvement in the percentage of students statewide who currently score in the unsatisfactory or partially proficient categories on the state Mathematics assessment who are on target to score proficient or advanced within three years. The target seeks to improve the percentage of students whose growth puts them ‘on track’ to be proficient or advanced.

Performance Measure	Outcome	2008 Actual	2009 Actual	2010 Actual	2011 Appropriated
(% of Students who score Unsatisfactory or Partially Proficient in 2009 who are on track to score Proficient (or Advanced) within three years)	Benchmark	15.0%	15.0%	Annually improve the percentage	Annually improve the percentage
	Actual	11.5%	13.9%	12.7%	

These data have been collapsed across all grades. Students who are included in this analysis are all those who had a valid scale score for the state assessment for 2008 and 2009.

- 14. Growth Measure (“Keep Up” in Mathematics)** - Year-to-year improvement in the percentage of students statewide who currently score in the proficient or advanced categories on the state Mathematics assessment. The target seeks to improve the percentage of students whose growth puts them ‘on track’ to remain at least proficient over the next three years.

Performance Measure	Outcome	2008 Actual	2009 Actual	2010 Actual	2011 Appropriated
(% of Students who score Proficient or Advanced in 2009 who are on track to score at least Proficient over the next three years)	Benchmark	65%	65.5%	Annually improve the percentage	Annually improve the percentage
	Actual	60.0%	62.6%	60.7%	

These data have been collapsed across all grades. Students who are included in this analysis are all those who had a valid scale score for the state assessment for 2008 and 2009.

**15. Graduation Rate Measure**– *The Colorado Department of Education working with all education stakeholders is committed to increased graduation rates for Colorado students.*

Performance Measure	Outcome	2008 Actual	2009 Actual	2010 Actual	2011 Appropriated
Colorado Graduation Rate (%)	Benchmark	N/A	N/A	Annually Increase	Annually Increase
	Actual	75%	73.9%		

A graduation rate is reported for each graduating class. The rate is calculated by dividing the number of graduates by the membership base. The membership base is derived from the number students entering ninth grade four years earlier, and adjusted for students who have transferred into or out of the district during the years covering grades 9 through 12. (Source data: CDE Graduation Data – [http://www.cde.state.co.us/index\\_stats.htm](http://www.cde.state.co.us/index_stats.htm))

**16. Dropout Rate Measure**– *The Colorado Department of Education working with all education stakeholders is committed to decreased dropout rates for Colorado students.*

Performance Measure	Outcome	2008 Actual	2009 Actual	2010 Actual	2011 Appropriated
Dropout Rate %	Benchmark	N/A	Annually Decrease	Annually Decrease	Annually Decrease
	Actual	3.8%	3.6%		

By Colorado law, a dropout is a "person who leaves school for any reason, except death, before completion of a high school diploma or its equivalent, and who does not transfer to another public or private school or enroll in an approved home study program." A student is not a dropout if he/she transfers to an educational program recognized by the district, completes a G.E.D. or registers in a program leading to a G.E.D., is committed to an institution that maintains educational programs, or is so ill that he/she is unable to participate in a homebound or special therapy program. Students who reach the age of 21 before receiving a diploma or designation of completion ("age-outs") are also counted as dropouts.

The Colorado dropout rate is an annual rate, reflecting the percentage of all students enrolled in grades 7-12 who leave school during a single school year. It is calculated by dividing the number of dropouts by a membership base which includes all students who were in membership any time during the year. In accordance with a 1993 legislative mandate, beginning with the 1993-94 school year, the dropout rate calculation excludes expelled students.

**17. Adequate Yearly Progress (AYP) – Schools will make adequate yearly progress**

Performance Measure	Outcome	2008 Actual	2009 Actual	2010 Actual	2011 Appropriated
Percent of schools making AYP	Benchmark	78%	80%	80%	80%
	Actual	60%			

**(1) Management and Administration - Performance Measures**

1. **Educator Licensure Application Process** – *Educator Licensing will process applications for initial licenses and renewals in a timely and efficient manner and administer educator licensure in accordance with all relevant statutes.*

Performance Measure	Outcome	2008 Actual	2009 Actual	2010 Actual	2011 Appropriated
Average length of time it takes to process initial educator licenses and renewals.	Benchmark	30	20	20	20
	Actual	55	18		

**(2) Assistance to Public Schools -Performance Measures**

1. **Graduation Rates** – Increase graduation rates for students with disabilities

Performance Measure	Outcome	2008 Actual	2009 Actual	2010 Actual	2011 Appropriated
Percent of students with disabilities that graduate with a regular diploma	Benchmark	55.0%	55.6%	56%	56%
	Actual	62.9%			

2. **CSAP Performance** – Increase CSAP performance for students with disabilities

Performance Measure	Outcome	2008 Actual	2009 Actual	2010 Actual	2011 Appropriated
Percent of students with disabilities that score partially proficient or above on math and reading CSAP tests	Benchmark	58.0%	58.0%	58.5%	58.5%
		Reading, 52.5% Math	Reading, 52.5% Math	Reading, 53.0% Math	Reading, 53.0% Math
	Actual	57.3% Reading, 50.6% Math			

3. **Dropout Rates** – Decrease dropout rates for students with disabilities

Performance Measure	Outcome	2008 Actual	2009 Actual	2010 Actual	2011 Appropriated
Percent of students with disabilities, ages 14 and above, that dropout or discontinue and are not known to be continuing elsewhere	Benchmark	39.5%	39.5%	39%	39%
	Actual	31.6%			



**4. Policy – Gifted Education Program Plans will be comprehensive and in compliance with Rules**

	Performance Measure	Outcome	2008 Actual	2009 Actual	2010 Actual	2011 Appropriated
	The number of administrative units with a Program Plan that is rated on target or distinguished in each component area	Benchmark	40	56	56	56
		Actual				

**5. Employment – Students will enter unsubsidized employment**

	Performance Measure	Outcome	2008 Actual	2009 Actual	2010 Actual	2011 Appropriated
	Percent of adults that received adult basic education training and entered unsubsidized employment	Benchmark	57%	40%	40%	40%
		Actual	26%			

**6. Highly Qualified Teachers – Teachers will be NCLB highly qualified**

	Performance Measure	Outcome	2008 Actual	2009 Actual	2010 Actual	2011 Appropriated
	Percent of teachers that meet NCLB definition of “highly ualified”	Benchmark	98%	99%	100%	100%
		Actual	98%			

### (3) Library Programs -Performance Measures

#### 1. Efficient Use of State and Local Funds – Sharing resources will reduce costs

Performance Measure	Outcome	2008 Actual	2009 Actual	2010 Actual	2011 Appropriated
Increase participation in library courier services by increasing the number of service stops and participation percentage.	Benchmark	14,330 / 330	15,050 / 346	16,010/ 397	16,010/ 397
	Actual	15,970/ 394	16,000/ 396		

Benchmark indicates the anticipated number of actual stops (top #) and number of library administrative entities participating (lower #). No increase in state GF is anticipated for FY10. Maintaining current levels is essential for continued service.

Current program saves communities 250% over alternative delivery options. Outside conditions that would influence not being able to achieve targets include a downturn in local economies; decreased participation in or cessation of one or more library cataloging/ILL consortia; inability of current delivery vendor to meet or maintain current delivery agreements; loss of significant percentage of state GF.

#### 2. Tools to Increase Student Achievement – Statewide access to tools will improve learning

Performance Measure	Outcome	2008 Actual	2009 Actual	2010 Actual	2011 Appropriated
Provide online tutoring and electronic resources to schools and libraries that increase access to education-based learning materials through libraries.	Benchmark	50%	75%	75%	75%
	Actual	No appropriation	No appropriation	No appropriation	

Benchmark indicates the percentage of schools and libraries anticipated to participate in a tutoring service, if provided.

\*Online tutoring services and related accessible materials are not current funded through the State Library or the Dept of Education. A service was supported through the State Library in FY2004, but was discontinued due to lack of fiscal support and state cut-backs in Library Programs line item funding.

The annual cost for a tutoring and educational content package in schools and libraries would be around \$1,427,000 [\$796,000 (\$1 per student and set-up and maintenance for tutoring), plus \$631,000 for a comprehensive educational content package for P-20 support].

#### 3. Improving Infrastructure – Better access to educational resources will improve efficiencies

Performance Measure	Outcome	2008 Actual	2009 Actual	2010 Actual	2011 Appropriated
Improve the Colorado Virtual Library (ACLIN) website to increase number of Coloradans using the site for library and education-related needs.	Benchmark*	3,000,000	2,500,000	2,000,000	2,000,000
	Actual	3,165,104	2,891,061	2,521,106	

Benchmark is based on known hits to the Colorado Virtual Library (CVL, aka ACLIN.org) website.

\*Projected growth indicates an anticipated decline due to lack of funding to support development, maintenance, outreach, and training operations for this service. Increased funding for the CVL/ACLIN program may result in an upward projection of potential number of users, since usage directly relates to the amount of people and resources available for developing new tools and structure, plus maintaining, training, and promoting the site to potential users.

**4. Collaborative Leadership – Improved collaborations will increase citizen access to information**

	Performance Measure	Outcome	2008 Actual	2009 Actual	2010 Actual	2011 Appropriated
	Increase the number of user sessions on the AskColorado virtual reference service	Benchmark	60,000	65,000	40,000	40,000
		Actual	50,165	40,753	34,014	

Benchmark represents the number of direct interactions (i.e. questions) logged between AskColorado librarians and patrons, with 5,000 additional interactions projected annually. Influences that would increase numbers significantly include having a link to the Ask Colorado (“Live Help”) prominently displayed on all state government websites, and engaging in a comprehensive publicity campaign. NOTE: 2008 actuals dropped as a result of the elimination of AskColorado-backed “Live Help” from all state government web sites beginning in Jan 2008. This mutual separation resulted from a decision by the Statewide Internet Portal Authority (SIPA) and its contractor, Colorado Interactive, to NOT contribute to AskColorado operations and funding, and the inability to maintain service levels with current state library resources.

**(4) Colorado School for the Deaf and the Blind - Performance Measures**

**1. High School Graduation Rate – All seniors will graduate high school.**

Performance Measure	Outcome	2008 Actual	2009 Actual	2010 Actual	2011 Appropriated
Percentage of seniors who graduate	Benchmark	100%	100%	100%	100%
	Actual	100%	100%	100%	

**2. School Attendance Rates – Students will attend school on a regular basis**

Performance Measure	Outcome	2008 Actual	2009 Actual	2010 Actual	2011 Appropriated
<i>Students will maintain at least an 90% school attendance rate</i>	Benchmark	90%	95%	95%	95%
	Actual	94%	94%	94%	

**3. Achievement – All students will demonstrate a satisfactory rate of educational achievement**

Performance Measure	Outcome	2008 Actual	2009 Actual	2010 Actual	2011 Appropriated
<i>Literacy – 80% of students will meet or exceed expected educational gains in reading</i>	Benchmark	80%	80%	80%	80%
	Actual	68%	71%	67%	

**4. Achievement – All students will demonstrate a satisfactory rate of educational achievement**

Performance Measure	Outcome	2008 Actual	2009 Actual	2010 Actual	2011 Appropriated
<i>Numeracy – 70% of students will meet or exceed expected educational gains in math</i>	Benchmark	70%	70%	80%	80%
	Actual	76%	71%	62%	

**5. Achievement – All students will demonstrate a satisfactory rate of educational achievement**

Performance Measure	Outcome	2008 Actual	2009 Actual	2010 Actual	2011 Appropriated
<i>Students will successfully complete 80% of their Individual Education Plan (IEP) goals</i>	Benchmark	80%	80%	80%	80%
	Actual	79%	82%	84%	

**6. Parent Involvement – Parents and school will agree on type and frequency of communication**

Performance Measure	Outcome	2008 Actual	2009 Actual	2010 Actual	2011 Appropriated
<i>The parent/student/staff compacts will be 95% completed by October 1<sup>st</sup> of each year.</i>	Benchmark	95%	95%	95%	95%
	Actual	90%	83%	91%	

**7. Parent Involvement – Parents will give satisfactory ratings on the parent survey**

Performance Measure	Outcome	2008 Actual	2009 Actual	2010 Actual	2011 Appropriated
<i>At least 75% of the responses in the parent survey will be “agree” or “strongly agree”.</i>	Benchmark	75%	75%	80%	80%
	Actual	80%	80%	79%	

**8. Outreach – To provide support to school districts & families who have students who are deaf or blind**

Performance Measure	Outcome	2008 Actual	2009 Actual	2010 Actual	2011 Appropriated
<i>Number of outreach trainings, assessments, consultations, or direct services</i>	Benchmark	12,000	16,000	16,000	16,000
	Actual	15,560	16,734	17,219	

**9. Outreach – To provide support to school districts & families who have students who are deaf or blind**

Performance Measure	Outcome	2008 Actual	2009 Actual	2010 Actual	2011 Appropriated
<i>Number of parent opportunities for activities and training throughout the state.</i>	Benchmark	63	75	75	75
	Actual	71	77	75	

**10. Transition – To provide 18-21 year old students opportunities to continue to develop post-secondary academic and technical competencies, employability skills and daily living skills while starting their higher education or work force placement training.**

Performance Measure	Outcome	2008 Actual	2009 Actual	2010 Actual	2011 Appropriated
<i>All transition students will be placed in: a) community jobs, b) off-campus work study, c) college programs, or d) vocational training programs.</i>	Benchmark	100%	100%	100%	100%
	Actual	100%	98%	100%	

**11. On-The-Job Training** – *Seniors will learn job skills such as interviewing, preparing resumes and proper work attitudes and participate in the new On-The-Job Training Program.*

Performance Measure	Outcome	2008 Actual	2009 Actual	2010 Actual	2011 Appropriated
<i>All senior students, both deaf and blind, that are in the OJT program will complete at least one paid job experience.</i>	Benchmark	100%	100%	100%	100%
	Actual	100%	100%	100%	

**12. Early Education** – *The Colorado Home Intervention Program (CHIP) for children who are deaf/hard of hearing – children from 6 to 36 months old, with bilateral loss, will improve to the normal range in expressive language skills for English speaking children.*

Performance Measure	Outcome	2008 Actual	2009 Actual	2010 Actual	2011 Appropriated
<i>Children who are deaf/hard of hearing will improve expressive language skills</i>	Benchmark	84%	85%	85%	85%
	Actual	78%	76%	***	

\*\*\* = data is calculated one year behind due to assessment time

**13. Early Education** – *The Early Literacy Development Initiative (ELDI) for children who are deaf/hard of hearing – families in the program will increase the frequency of reading books supplied by their sign language instructor/tutor.*

Performance Measure	Outcome	2008 Actual	2009 Actual	2010 Actual	2011 Appropriated
<i>Families in the program will read a book provided by the program several times a week.</i>	Benchmark	66%	67%	68%	68%
	Actual	73%	64%	**	

\*\* = not available until 11/1/08

**(5) Charter School Institute - Performance Measures**

- 1. School Visits.** Visit all schools on an annual basis where staff will conduct interviews and review pertinent material on pre-determined questions

Performance Measure	Outcome	2008 Actual	2009 Actual	2010 Actual	2011 Appropriated
Visit all schools pursuant to the CSI Accountability Framework. These visits will encompass issues involving academics, legal and institutional compliance, effective and efficient operations, and leadership and governance.	Benchmark <sup>(1)</sup>	0	10	21	
	Actual	NA			

**Benchmark** (1) Schools visited, reports written and shared with CSI board

- 2. Finance Training Program** – *On an annual basis conduct a training session for all school finance personnel and other interested school leadership.*

Performance Measure	Outcome	2008 Actual	2009 Actual	2010 Actual	2011 Appropriated
<i>Number of training sessions to educate and inform schools on financial matters.</i>	Benchmark	0	1	2	
	Actual	NA			

- 3. Standards Based Instruction**– *On annual basis conduct trainings with school staff to ensure that standards based instruction is being delivered within the schools.*

Performance Measure	Outcome	2008 Actual	2009 Actual	2010 Actual	2011 Appropriated
<i>Number of training sessions to ensure all schools have correctly aligned their curricula to Colorado State Standards and to ensure that each school is implementing standards based instruction.</i>	Benchmark	0	2	3	
	Actual	NA			

## **IV. STRATEGIES**

“Helping build the capacity of districts to develop high-performing schools” is the mission of the department and the foundation of CDE’s statewide system of accountability and support. It describes how CDE will partner with and aid districts in their pursuit of educational excellence and high achievement. Communication with and input from stakeholders statewide is critical to the success of this system.

The statewide system of support will be a tiered and identify the level of services and support districts receive. Similar to the Response to Intervention model (RtI), a base level of support will be afforded all districts. When some districts are shown to be making positive momentum though encountering an occasional problem, CDE can provide professional development or other applicable assistance. For those few districts on a continued path of “needs improvement,” more strategic interventions and comprehensive support will be offered.

Some examples of recent and pending initiatives:

In early 2009, staff from the Colorado Education Association (CEA) and CDE visited 13 communities to engage in conversations with 500 teachers and gather feedback to inform the department’s organization of professional development related to standards and assessments.

The Office of Professional Services is improving its process to enhance licensure cycle time. For example, the former 14-week process for an initial license has been reduced to four weeks.

CDE is nearing the end of a three-phase revision of the content standards for 13 subjects. A December 2009 adoption by the State Board of Education is anticipated. A national consultant has stated publicly that the department’s engagement of stakeholders has been the most inclusive he has ever seen.

The department’s Closing the Achievement Gap pilot completed the first year of a three-year project in which six districts are partnering with national service providers (Edison Learning, McREL and America’s Choice) that provide onsite consultation, various student and teacher resources and professional development. Early evidence is encouraging.

House Bill 09-1243 or “Dropout Prevention Act” was created to ensure that districts with uncommonly high student dropout rates create graduation and completion plans designed to promote greater student engagement and decreased student attrition.

With an additional \$1.7 million in state appropriations, the department will continue to expand the Closing the Achievement Gap project among additional schools in existing pilot districts and initiate like projects in other districts.

In the coming months, the department will develop an integrated P-3 system of support to increase third-grade student achievement via interagency cooperation (to include health, welfare and mental health). The department will also establish a state-level early childhood council as



directed by the U.S. Department of Education; begin the design of a post workforce readiness assessment to be implemented in districts by December 2012, establish an Office of Dropout Prevention; launch a statewide literacy achievement plan that creates a coherent system for preschool through postsecondary literacy initiatives; expand the existing committee created by H.B. 08-1223 to form a statewide literacy advisory council and develop a range of tools and frameworks to support to all Colorado school districts on revised content standards.

Also in the coming months, the department will gather statewide stakeholder input to inform accreditation rules to be adopted by the state board and implemented by June 2010. The department will also refine standards and processes for content review of teacher preparation programs so classroom teachers know and apply research-based practices in curriculum, instruction and assessment.

CDE continues to seek resources to overhaul its database architecture and make growth data more complete, as well as more accessible for state stakeholders. The department is also working to increase professional development activities and build understanding of the Colorado Growth Model and to partner with other states to further the development, research and understanding of how to apply growth data to the task of school improvement.

## V. Evaluation of Success

The Department is using the strategies described above and in the “Forward Thinking Plan” to move toward success. While there is a great deal of work to do for the students of Colorado, the Department is making progress in its efforts to improve education in the state.

In Fiscal Year 2008-09 student enrollment remained above 800,000 students. The graduation rate decreased by 1.1 percentage points to 73.9 percent. However, the dropout rate also improved .6 percentage points to 3.8 percent from 4.4 percent the previous year.

Using Colorado Growth Model data—released for the first time in August 2009 based on CSAP results from the 2008-2009 school year:

### Keeping Up

- Eighty-two percent of students are growing fast enough to keep up in reading.
- Seventy-four percent of students are growing fast enough to keep up in writing.
- Sixty-three percent of students are growing fast enough to keep up in mathematics.
- Among low-income students (those eligible for free- and reduced-price lunch), 72 percent of students are growing fast enough to keep up in reading, 63 percent are growing fast enough to keep up in writing and only 50 percent are growing fast enough to keep up in mathematics.

### Moving Up

- Sixteen percent of students rated proficient are growing fast enough to move up to advanced in reading.
- Twenty-two percent of students rated proficient are growing fast enough to move up to advanced in writing.
- Twenty-six percent of students rated proficient are growing fast enough to move up to advanced in mathematics.

### Catching Up

- Thirty-four percent of students who scored below proficiency last year in reading were growing fast enough to catch up to proficiency. In all, 143,813 students scored below proficiency in reading in 2008 (out of 485,000 students who took CSAP).
- Twenty-nine percent of students who scored below proficiency last year in writing were growing fast enough to catch up to proficiency. A total of 210,473 students scored below proficient in writing in 2008 (out of 485,000 students who took CSAP).
- Fourteen percent who scored below proficiency last year in mathematics were growing fast enough to catch up to proficiency. A total of 212,994 students scored below proficient in mathematics in 2008 (out of 485,000 students who took CSAP).
- Among students who scored “unsatisfactory” on CSAP:
  - Fourteen percent of students were growing fast enough to catch up to proficiency in reading. In all, 47,909 students scored unsatisfactory in reading in 2008.
  - Eight percent of students were growing fast enough to catch up to proficiency in writing. A total of 28,128 students scored unsatisfactory in writing in 2008.

- Three percent of students were growing fast enough to catch up to proficiency in mathematics. A total of 82,167 scored unsatisfactory in mathematics in 2008.

#### High-Performing Schools

The department in August 2009 published a list of 161 schools that demonstrated the highest sustained rates of student academic progress over three consecutive years in Colorado.

The list includes schools that demonstrated 60th percentile or higher median growth percentiles in any one subject for at least three years running (2007, 2008 and 2009). The complete list is posted on the CDE Web site:

<http://www.cde.state.co.us/communications/newsreleases.html>

#### 2009 Colorado Student Assessment Program (CSAP) Results

- 98.9 percent of students completed the CSAP in the 2008-2009 school year.
- In all, nearly 1.6 million tests were given.
- In reading, the results reveal an increase in the percentage of students in the proficient and advanced categories from 2008 to 2009 for five grades and a decline in three grades.
- In writing, the results reveal an increase in the percentage of students in the proficient and advanced categories from 2008 to 2009 for five grades and a decline in two grades. One grade was unchanged.
- In mathematics, the results show an increase in the percentage of students in the proficient and advanced categories from 2008 to 2009 for four grades, a decline in three grades and unchanged in one grade.
- In science, the results show score increases in all three grade levels tested (grades five, eight and 10). It is worth noting that data are not comparable in science from 2008 to 2007 because the Colorado State Board of Education adopted revised model content standards for science in 2007 and with those came new cut scores for determining achievement levels.

Department of Education  
Schedule 10  
FY 2011-12 Budget Request

Priority	Number	Division	Request	Requires Legislation?	FTE	Total Funds	General Fund	Cash Funds	Reappropriated Funds	Federal Funds
<b>Decision Items</b>										
1	DI-01	Assistance to Public Schools	Annual Total Program Funding Adjustments, and Hold-harmless Full-day Kindergarten Funding FY 2011-12	Yes	0.0	\$91,159,704	\$51,087,298	\$40,072,406	\$0	\$0
2	DI-02	Assistance to Public Schools	Constitutionally Required Increase for Categorical Programs in FY 2011-12	No	0.0	\$2,311,143	\$0	\$2,311,143	\$0	\$0
3	DI-03	Management and Administration	Increased Spending Authority for the GED Self-funded Program	No	1.0	\$74,997	\$0	\$74,997	\$0	\$0
<b>Total - Decision Items</b>					<b>1.0</b>	<b>\$93,545,844</b>	<b>\$51,087,298</b>	<b>\$42,458,546</b>	<b>\$0</b>	<b>\$0</b>
<b>Non-Prioritized Items</b>										
	NA	Department wide	2% Across The Board Personal Services Reduction	No	0.0	(\$261,696)	(\$261,696)	\$0	\$0	\$0
	NA	Department wide	Statewide PERA Adjustment	No	0.0	(\$786,246)	(\$318,823)	(\$71,025)	(\$111,527)	(\$284,871)
	NA	Management and Administration	Pro-Rated Benefits	No	0.0	(\$8,314)	(\$8,314)	\$0	\$0	\$0
	NA	School for the Deaf and the Blind	Annual Fleet Vehicle Replacement	No	0.0	(\$2,574)	(\$2,574)	\$0	\$0	\$0
	NA	Management and Administration	Printing of Statewide Warrants and Mainframe Documents	No	0.0	\$2,056	\$2,056	\$0	\$0	\$0
<b>Total Non Prioritized Items</b>					<b>0.0</b>	<b>(\$1,056,774)</b>	<b>(\$589,351)</b>	<b>(\$71,025)</b>	<b>(\$111,527)</b>	<b>(\$284,871)</b>
<b>Grand Total November 1, 2010</b>					<b>1.0</b>	<b>\$92,489,070</b>	<b>\$50,497,947</b>	<b>\$42,387,521</b>	<b>(\$111,527)</b>	<b>(\$284,871)</b>

**Schedule 11**  
**Summary of FY 2010-11 Supplemental Requests**

**Department Name: Department of Education**  
**Submission Date: November 1, 2010**  
**Number of Supplemental Requests: 1**  
**Number of 1331 Emergency Supplemental Requests: 2**  
**Number of Non-Prioritized Supplementals: 1**

<b>Total Impact</b>			<b>\$3,036,400</b>	<b>0.0</b>	<b>(\$216,251,649)</b>	<b>(\$240,666)</b>	<b>\$0</b>	<b>\$219,528,715</b>
<b>Priority #</b>	<b>Title</b>	<b>IT Request?</b>	<b>Total Request (FY 09-10)</b>	<b>FTE</b>	<b>General Fund</b>	<b>Cash Funds</b>	<b>Reappropriated Funds</b>	<b>Federal Funds</b>
<b>FY 2010-11 Supplemental Requests</b>								
ES-01	General Fund Reduction and ARRA Proportionality (FY 2010-11)	No	(\$292,666)	0.0	(\$219,528,715)	(\$292,666)	\$0	\$219,528,715
<b>Total - FY 2010-11 Supplemental Requests</b>			<b>(\$292,666)</b>	<b>0.0</b>	<b>(\$219,528,715)</b>	<b>(\$292,666)</b>	<b>\$0</b>	<b>\$219,528,715</b>
<b>FY 2010-11 1331 Emergency Supplemental Requests</b>								
	Contingency Reserve to Assist School District's With Cash Flow	No	\$3,423,383	0.0	\$3,423,383	\$0	\$0	\$0
	Request for Spending Authority for Average Daily Attendance Study	No	\$52,000	0.0	\$0	\$52,000	\$0	\$0
<b>Total - FY 2010-11 1331 Emergency Supplemental Requests</b>			<b>\$3,475,383</b>	<b>0.0</b>	<b>\$3,423,383</b>	<b>\$52,000</b>	<b>\$0</b>	<b>\$0</b>
<b>FY 2010-11 Non-Prioritized Supplementals</b>								
	1% Across the Board Personal Services Reduction	No	(\$146,317)	0.0	(\$146,317)	\$0	\$0	\$0
<b>Total - FY 2010-11 Non-Prioritized Supplemental Requests</b>			<b>(\$146,317)</b>	<b>0.0</b>	<b>(\$146,317)</b>	<b>\$0</b>	<b>\$0</b>	<b>\$0</b>

**Schedule 13**  
**Change Request for FY 2011-12 Budget Request Cycle**

Decision Item FY 2011-12		Base Reduction Item FY 2011-12			Supplemental FY 2010-11			Budget Amendment FY 2011-12			
<b>Request Title:</b> Annual Total Program Funding Adjustments, and Hold-harmless Full-day Kindergarten Funding FY 2011-12											
<b>Department:</b> Education					<b>Dept. Approval by:</b> <i>[Signature]</i>			<b>Date:</b> 10/29/10			
<b>Priority Number:</b> DI-01					<b>OSPB Approval:</b> <i>[Signature]</i>			<b>Date:</b> 10/29/10			
	Fund	1 Prior-Year Actual FY 2009-10	2 Appropriation FY 2010-11	3 Supplemental Request FY 2010-11	4 Total Revised Request FY 2010-11	5 Base Request FY 2011-12	6 Decision/ Base Reduction FY 2011-12	7 November 1 Request FY 2011-12	8 Budget Amendment FY 2011-12	9 Total Revised Request FY 2011-12	10 Change from Base (Column 5) FY 2012-13
<b>Total of All Line Items</b>	<b>Total</b>	3,526,567,681	3,407,086,250	0	3,407,086,250	3,407,086,250	91,159,704	3,498,245,954	0	3,498,245,954	91,159,704
	FTE	0.0	0.0	0.0	0.0	0.0	0.0	0.0	0.0	0.0	0.0
	GF	3,076,191,636	2,852,239,227	0	2,852,239,227	2,852,239,227	51,087,298	2,903,326,525	0	2,903,326,525	82,687,298
	GFE	0	161,444,485	0	161,444,485	161,444,485	0	161,444,485	0	161,444,485	0
	CF	450,376,045	393,402,538	0	393,402,538	393,402,538	40,072,406	433,474,944	0	433,474,944	8,472,406
	RF	0	0	0	0	0	0	0	0	0	0
	FF	0	0	0	0	0	0	0	0	0	0
<b>(2) Assistance to Public Schools -</b>	<b>Total</b>	3,518,869,631	3,399,817,396	0	3,399,817,396	3,399,817,396	91,199,641	3,491,017,037	0	3,491,017,037	91,199,641
<b>(A) Public School</b>	FTE	0.0	0.0	0.0	0.0	0.0	0.0	0.0	0.0	0.0	0.0
<b>Finance -</b>	GF	3,076,191,636	2,852,239,227	0	2,852,239,227	2,852,239,227	51,087,298	2,903,326,525	0	2,903,326,525	82,687,298
<b>State Share of Total</b>	GFE	0	161,444,485	0	161,444,485	161,444,485	0	161,444,485	0	161,444,485	0
<b>Program Funding</b>	CF	442,677,995	386,133,684	0	386,133,684	386,133,684	40,112,343	426,246,027	0	426,246,027	8,512,343
	RF	0	0	0	0	0	0	0	0	0	0
	FF	0	0	0	0	0	0	0	0	0	0
<b>(2) Assistance to Public Schools -</b>	<b>Total</b>	7,698,050	7,268,854	0	7,268,854	7,268,854	(39,937)	7,228,917	0	7,228,917	(39,937)
<b>(A) Public School</b>	FTE	0.0	0.0	0.0	0.0	0.0	0.0	0.0	0.0	0.0	0.0
<b>Finance -</b>	GF	0	0	0	0	0	0	0	0	0	0
<b>Hold-harmless Full-day</b>	GFE	0	0	0	0	0	0	0	0	0	0
<b>Kindergarten Funding</b>	CF	7,698,050	7,268,854	0	7,268,854	7,268,854	(39,937)	7,228,917	0	7,228,917	(39,937)
	RF	0	0	0	0	0	0	0	0	0	0
	FF	0	0	0	0	0	0	0	0	0	0

**Schedule 13  
Change Request for FY 2011-12 Budget Request Cycle**

Decision Item FY 2011-12  Base Reduction Item FY 2011-12  Supplemental FY 2010-11  Budget Amendment FY 2011-12

Request Title: Annual Total Program Funding Adjustments, and Hold-harmless Full-day Kindergarten Funding FY 2011-12  
 Department: Education Dept. Approval by: Date:  
 Priority Number: DI-01 OSPB Approval: Date:

Fund	1	2	3	4	5	6	7	8	9	10
	Prior-Year Actual FY 2009-10	Appropriation FY 2010-11	Supplemental Request FY 2010-11	Total Revised Request FY 2010-11	Base Request FY 2011-12	Decision/ Base Reduction FY 2011-12	November 1 Request FY 2011-12	Budget Amendment FY 2011-12	Total Revised Request FY 2011-12	Change from Base (Column 5) FY 2012-13

**Non-Line Item Request:** This request requires a legislative change in the 2011 Session to extend the temporary diversion of monies from the Public School Fund (Permanent Fund) to the State Public School Fund to cover costs of School Finance in FY 2011-12. This temporary diversion occurred in FY 2008-09, FY 2009-10 (via S.B. 09-260), and FY 2010-11 (via S.B. 10-150).

**Letternote Text for FY 2011-12:**

Cash Funds: (c) Of this amount, \$326,033,830 shall be from the State Education Fund created in Section 17 (4)(a) of Article IX of the State Constitution, and \$100,212,197 shall be from the State Public School Fund created in Section 22-54-114 (1), C.R.S. Pursuant to Section 17 (3) of Article IX of the Colorado Constitution, appropriations from the State Education Fund are not subject to the limitations on fiscal year spending set forth in Section 20 of Article X of the Colorado Constitution. Of the amount appropriated from the State Public School Fund, \$59,590,321 is estimated to be from federal mineral leasing revenues transferred to the State Public School Fund pursuant to Section 22-54-114 (1), C.R.S., \$31,600,000 is estimated to be from public school lands revenues made available pursuant to insert proposed 2011 Session Bill number associated with the "Non-Line Item Request" on this Sch-13 here, \$8,491,876 shall be from rental income earned on public school lands that is credited to the Public School Income Fund pursuant to Section 36-1-116 (1) (a), C.R.S., and transferred to the State Public School Fund pursuant to Section 22-54-114 (1), C.R.S., and \$530,000 is estimated to be from reserves in the State Public School Fund.

General Fund: (a) Of this amount, \$15,416,785 shall be used to fund qualified students designated as Accelerating Students Through Concurrent Enrollment (ASCENT) Program participants as authorized pursuant to Section 22-35-108, C.R.S. This amount is calculated based on an estimated 2,481 participants funded at a rate of \$6,213.94 per FTE pursuant to Section 22-54-104 (4.7), C.R.S.

Hold-harmless Full-day Kindergarten Funding Cash Funds: (d) This amount shall be from the State Education Fund created in Section 17 (4) (a) of Article IX of the State Constitution.

**Cash or Federal Fund Name and COFRS Fund Number:** State Education Fund:# 440 (cash fund)  
 State Public School Fund - # 113 (cash fund)

**Reappropriated Funds Source, by Department and Line Item Name:** none

**Approval by OIT?** Yes:  No:  N/A:

**Schedule 13s from Affected Departments:** none

**CHANGE REQUEST for FY 2011-12 BUDGET REQUEST CYCLE**

Department:	Education
Priority Number:	DI-01
Change Request Title:	Annual Total Program Funding Adjustments and Hold-harmless Full-day Kindergarten Funding FY 2011-12

**SELECT ONE (click on box):**

- Decision Item FY 2011-12
- Base Reduction Item FY 2011-12
- Supplemental Request FY 2010-11
- Budget Request Amendment FY 2011-12

**SELECT ONE (click on box):**

Supplemental or Budget Request Amendment Criterion:

- Not a Supplemental or Budget Request Amendment
- An emergency
- A technical error which has a substantial effect on the operation of the program
- New data resulting in substantial changes in funding needs
- Unforeseen contingency such as a significant workload change

Short Summary of Request:

The Department of Education requests an increase in the net appropriation of Total Program from \$5,441,381,052 in FY 2010-11 to \$5,484,416,549 in FY 2011-12, which is a \$43,035,497 increase in Total Program Funding. This increase in total program is based on an increase in the State Share of Total Program line item amounting to \$91,199,641 total funds. This \$91,199,641 State Share total funds increase is comprised of the following:

<u>State Share of Total Program Funding changes</u>	<u>Amount</u>
General Fund	\$51,087,298
cash funds (State Public School Fund)	(\$1,613,679)
cash funds (State Education Fund)	\$41,726,022
State Share of Total Program change =>	\$91,199,641



The local share component of Total Program is anticipated to experience a decrease of \$48,164,144 in funding in from FY 2010-11 to FY 2011-12 as a result of a projected decrease in assessed valuations and slight increase in specific ownership revenues.

<b><u>Local Share of Total Program Funding changes</u></b>	<b><u>Amount</u></b>
Property Taxes	<\$52,683,617>
<u>Specific Ownership Taxes</u>	<u>\$4,519,473</u>
Local Share of Total Program change =>	<\$48,164,144>

<b><u>NET Total Program Funding changes</u></b>	<b><u>Amount</u></b>
State Share of Total Program	\$91,199,641
<u>Local Share of Total Program</u>	<u>&lt;\$48,164,144&gt;</u>
Total Program change =>	\$43,035,497

This request requires utilization of the provisions in the School Finance Act's State Budget Stabilization Factor for FY 2011-12 (per Section 22-54-104 (5) (g) (I), C.R.S. (2010)) as well as an extension of the temporary diversion of moneys not otherwise allocated from the State Public School Lands to the State Public School Fund instead of the Permanent School Fund in FY 2011-12 which requires a legislative change.

Lastly, this request impacts funding for Hold-harmless Full-day Kindergarten funding where a decrease of \$39,937 cash funds is requested from the base FY 2011-12 request.

All of these figures and the request is detailed and explained further in the "General Description of Request" and "Calculations for Request" section of the change request.

General Description of Request:

The Department of Education is requesting an increase of \$91,199,641 in total funds for the State Share of Total Program line item in FY 2011-12. Additionally, the Department is requesting a decrease of \$39,937 cash funds for the Hold-harmless Full-day Kindergarten line item, associated with the decrease in total program per pupil district amounts. These two components are delineated and discussed below.

**State Share of Total Program Funding**

The Department requests providing a total of \$3,491,017,037 state funding for school finance in FY 2011-12. This amount of state share for school finance is determined through the following process. First, total program prior to the state budget stabilization factor is calculated based on the Office of State Planning and Budgeting's September 2010 forecast indicating inflation of 1.0%, plus projected enrollment changes in student counts and at-risk populations. These calculations result in the cost of \$5,941,982,442 for total program prior to application of the State Budget Stabilization Factor. Secondly, the State Budget Stabilization Factor is applied which results in a reduction of \$457,565,893 in total program funding which results in a total program cost of \$5,484,416,549. This amount of total program is then financed through the combination of local share and state share.

This financing is identified on the following page in Table #1. This table also provides a funding history by various components of school finance including, but not limited to, statewide base per pupil funding, statewide average per pupil funding, funded pupil count, local share, state share, etc.

Included in this request is an increase in the number of ASCENT program participants from the 277 participants in FY 2010-11 to 2,481 projected participants in FY 2011-12 according to provisions established in 22-35-108 (2), C.R.S. Funding is determined according to the provisions of 22-54-104 (4.7), C.R.S., which calculates the ASCENT per-pupil funding at the same rate as online funding, which is also subject to reduction through the State Budget Stabilization Factor. For FY 2011-12, the per-pupil amount, after the State Budget Stabilization Factor has been applied, is projected to be \$6,213.94. The amount necessary to fund 2,481 ASCENT participants is \$15,416,785.

Additional information regarding the total program request including the amount of the needed state budget stabilization factor can be found in Table #3, in the “Calculations for Request” section of this narrative on page 8.

STATE OF COLORADO FY 2011-12 BUDGET REQUEST CYCLE: Department of Education

Table #1

School Finance: Total Program	FY 2006-07 Actual	FY 2007-08 Actual	FY 2008-09 Actual	FY 2009-10 Appropriation	FY 2010-11 Appropriation	FY 2011-12 REQUEST	Change from FY 2010-11 to FY 2011-12
<b>Funded Pupil Count</b>	753,065	760,884	778,108	789,511	797,439	808,472	11,033
<i>Percent Change</i>	1.6%	1.0%	2.3%	1.5%	1.0%	1.4%	
<1> <i>Change in Denver-Boulder Consumer Price index for Previous Calendar Year</i>	2.1%	3.6%	2.2%	3.9%	-0.6%	1.0%	
<b>Statewide <u>Base</u> Per Pupil Funding</b>	\$4,863.87	\$5,087.61	\$5,250.41	\$5,507.68	\$5,529.71	\$5,585.01	\$55.30
<i>Percent Change</i>	3.1%	4.6%	3.2%	4.9%	0.4%	1.0%	
<b>Statewide <u>Average</u> Per Pupil Funding</b>	\$6,359.16	\$6,661.57	\$6,874.39	\$7,077.26	\$6,821.71	\$6,782.14	(\$39.57)
<i>Percent Change</i>	3.1%	4.8%	3.2%	3.0%	-3.6%	-0.6%	
<2> <b>Total Program</b>	\$4,788,862,198	\$5,068,682,672	\$5,349,019,294	\$5,587,572,003	\$5,441,381,052	\$5,484,416,549	\$43,035,497
<i>Percent Change</i>	4.7%	5.8%	5.5%	4.5%	-2.6%	0.8%	
<b>Local Share of Districts' Total Program Funding</b>	\$1,729,362,067	\$1,915,971,895	\$1,956,083,870	\$2,068,616,086	\$2,041,563,656	\$1,993,399,512	(\$48,164,144)
<i>Percent Change</i>	1.6%	10.8%	2.1%	5.8%	-1.3%	-2.4%	
<2> <i>Property Tax Adjustment - excess categorical buyout pursuant to Section 22-54-107 (4), C.R.S</i>	\$0	\$0	\$0	\$0	(\$1,488,060)	(\$1,249,140)	\$238,920
<i>Percent Change</i>	n/a	n/a	n/a	n/a	n/a	-16.1%	
<b>State Share of Districts' Total Program Funding</b>	\$3,059,500,131	\$3,152,710,777	\$3,392,935,424	\$3,518,955,917	\$3,399,817,396	\$3,491,017,037	\$91,199,641
General Fund	2,232,595,304	2,409,204,161	2,890,812,637	3,076,277,922	2,852,239,227	2,903,326,525	51,087,298
General Fund Exempt	425,068,380	381,342,707	39,251,792	-	161,444,485	161,444,485	-
Cash Funds - State Public School Fund	103,725,635	103,100,876	100,647,783	103,099,940	101,825,876	100,212,197	(1,613,679)
Cash Funds - State Education Fund	298,110,812	259,063,033	362,223,212	339,578,055	284,307,808	326,033,830	41,726,022
<i>Percent Change</i>	3.9%	3.0%	7.6%	3.7%	-3.4%	2.7%	
<b>General Fund Portion of State Share of Districts' Total Program Funding</b>	\$2,657,663,684	\$2,790,546,868	\$2,930,064,429	\$3,076,277,922	\$3,013,683,712	\$3,064,771,010	\$51,087,298
<i>Percent Change</i>	7.1%	5.0%	5.0%	5.0%	-2.0%	1.7%	
<1> FY 2011-12 is based on OSPB's September 2010 forecast for Denver-Boulder-Greeley CPI in 2010.							
<2> Total Program does not include the Property Tax Adjustment pursuant to Section 22-54-107 (4), C.R.S. however, the per pupil statewide average does incorporate this adjustment.							

**Hold-harmless Full-day Kindergarten Funding**

The Department requests a \$39,937 cash funds decrease in FY 2011-12. Pursuant to 22-54-130, C.R.S., a district's annual hold-harmless full-day kindergarten funding shall be an amount equal to the number of children that the district served through a full-day kindergarten portion of the district's preschool program in the 2007-08 budget year or the number of children enrolled in kindergarten in the district in the applicable budget year, whichever is less, multiplied by the district's per pupil revenue for the applicable budget year, and then multiplied by the difference between one and the supplemental full-day kindergarten factor. The appropriation for hold-harmless full-day kindergarten funding for FY 2010-11 is \$7,268,854 for 2,454 students times their district's per pupil funding times 42% (offset to the .58 factor for supplemental full-day kindergarten). The proposed FY 2011-12 hold-harmless full-day kindergarten funding is based on 2,454 students times their district's per pupil funding times 42%, totaling \$7,228,917, with an expected decrease of \$39,937 after the State Budget Stabilization Factor has been applied.

Table #2

Detail	FY2007-08 Full-day K	FY2009-10 Appropriation	FY2010-11 Appropriation	FY2011-12 Request
Percentage		42%	42%	42%
Number of Pupils Funded	2,454	1,031	1,031	1,031
PRE- Hold-harmless Full-day Kindergarten Funding (State Education Fund)	\$0	\$7,698,050	\$7,756,818	\$7,831,936
Reduction associated with the State Budget Stabilization Factor	\$0	\$0	<\$487,964>	<\$603,019>
POST- Hold-harmless Full-day Kindergarten Funding (State Education Fund)	\$0	\$7,705,498	\$7,268,854	\$7,228,917

Consequences if Not Funded:

School districts' in the state will be less able to maintain level of service for students resulting in larger class sizes, teacher layoffs, and reductions in other various services for public education.

Calculations for Request:

Summary of Request FY 2011-12	Total Funds	General Fund	Cash Funds	Reappropriated Funds	Federal Funds	FTE
Total Request	\$91,159,704	\$51,087,298	\$40,072,406	\$0	\$0	0.0
(2) Assistance to Public Schools - (A) Public School Finance - State Share of Total Program Funding	\$91,199,641	\$51,087,298	\$40,112,343	\$0	\$0	0.0
(2) Assistance to Public Schools - (A) Public School Finance -	(\$39,937)	\$0	(\$39,937)	\$0	\$0	0.0

Summary of Request FY 2012-13	Total Funds	General Fund	Cash Funds <1>	Reappropriated Funds	Federal Funds	FTE
Total Request	\$91,159,704	\$82,687,298	\$8,472,406	\$0	\$0	0.0
(2) Assistance to Public Schools - (A) Public School Finance - State Share of Total Program Funding	\$91,199,641	\$82,687,298	\$8,512,343	\$0	\$0	0.0
(2) Assistance to Public Schools - (A) Public School Finance -	(\$39,937)	\$0	(\$39,937)	\$0	\$0	0.0

<1> This FY 2012-13 annualization for the State Share of Total Program Funding line item is associated with the temporary diversion of revenues from public school lands to the State Public School Fund ceasing in this fiscal year, a decrease of \$31,600,000 cash funds appropriation from the State Public School Fund.

STATE OF COLORADO FY 2011-12 BUDGET REQUEST CYCLE: Department of Education

Table #3

COLORADO DEPARTMENT OF EDUCATION  
PUBLIC SCHOOL FINANCE ACT OF 1994  
PROJECTED FISCAL YEAR 2011-12 FUNDING SUMMARY  
NOVEMBER 2010 BUDGET REQUEST

PART =>	FY 2010-11 <1>			FY 2011-12 <2>				Change from FY 2010-11 to FY 2011-12		
	A	B	C = A + B	D	E	F	G = E + F	H = D + G	I = D - A	J = H - C
K-12 Total Program	FY 2010-11 Projection for Total Program Prior to State Budget Stabilization Factor	FY 2010-11 State Budget Stabilization Factor	FY2010-11 Appropriation Projection for Total Program After State Budget Stabilization Factor <1>	FY 2011-12 Projection for Total Program Prior to State Budget Stabilization Factor (OSPb Septemr 2010 1.0% inflation)	FY 2011-12 Requested State Budget Stabilization Factor	Proposed Legislative Change to continue temporary diversion of monies from the Public School Fund to the State Public School Fund for FY 2011-12	FY 2011-12 Requested State Budget Stabilization Factor and the proposed legislative change to continue the temporary diversion of revenues to the State Public School Fund	<b>Request</b>  FY 2011-12 Total Program after including the State Budget Stabilization Factor	Difference Between FY 2010-11 Total Program and FY 2011-12 Total Program <b>PRIOR</b> to the application of the State Budget Stabilization Factor	Difference Between FY 2010-11 Total Program and FY 2011-12 Total Program <b>AFTER</b> the application of the State Budget Stabilization Factor
At-risk Funded Count	276,435.0	-	276,435.0	279,340.0	-	-	-	279,340.0	2,905.0	2,905.0
ASCENT Pupil Count	277.0	-	277.0	2,481.0	-	-	-	2,481.0	2,204.0	2,204.0
Funded Pupil Count	797,438.5	-	797,438.5	808,471.6	-	-	-	808,471.6	11,033.1	11,033.1
Average Per-pupil Funding	7,281.81	(460.1)	6,821.71	7,349.65	(567.51)	-	(567.51)	6,782.14	67.84	(39.57)
Base Per-pupil Funding	5,529.71	-	5,529.71	5,585.01	-	-	-	5,585.01	55.30	55.30
<b>Total Program</b>	<b>5,806,792,364</b>	<b>(365,411,312)</b>	<b>5,441,381,052</b>	<b>5,941,982,442</b>	<b>(457,565,893)</b>	<b>-</b>	<b>(457,565,893)</b>	<b>5,484,416,549</b>	<b>135,190,078</b>	<b>43,035,497</b>
Property Taxes	1,890,914,803	-	1,890,914,803	1,838,231,186	-	-	-	1,838,231,186	(52,683,617)	(52,683,617)
Specific Ownership Taxes	150,648,853	-	150,648,853	155,168,326	-	-	-	155,168,326	4,519,473	4,519,473
State Share	3,765,218,080	(365,400,684)	3,399,817,396	3,948,582,930	(457,565,893)	-	(457,565,893)	3,491,017,037	183,364,850	91,199,641
Adjustment on Property Tax (Excess Categorical Buyout pursuant to Section 22-54-107 (4), C.R.S.)	-	(1,488,060)	(1,488,060)	-	(1,249,140)	-	(1,249,140)	(1,249,140)	-	238,920
<b>Net Adjusted Total Program</b>	<b>5,806,792,364</b>	<b>(366,899,372)</b>	<b>5,439,892,992</b>	<b>5,941,982,442</b>	<b>(458,815,033)</b>	<b>-</b>	<b>(458,815,033)</b>	<b>5,483,167,409</b>	<b>135,190,078</b>	<b>43,274,417</b>
<b>Total State Need:</b>										
Cash Funds:										
State Education Fund	284,307,808	-	284,307,808	326,033,830	-	-	-	326,033,830	41,726,022	41,726,022
State Public School Fund										
Mineral Lease	87,070,000	-	87,070,000	59,590,321	-	31,600,000	31,600,000	91,190,321	(27,479,679)	4,120,321
School Lands Earnings	8,491,876	-	8,491,876	8,491,876	-	-	-	8,491,876	-	-
Reserves	6,264,000	-	6,264,000	530,000	-	-	-	530,000	(5,734,000)	(5,734,000)
General Fund Exempt (Ref C)	161,444,485	-	161,444,485	161,444,485	-	-	-	161,444,485	-	-
General Fund	3,217,650,539	(365,411,312)	2,852,239,227	3,392,492,418	(457,565,893)	(31,600,000)	(489,165,893)	2,903,326,525	174,841,879	51,087,298
State's Share of Total Program	3,765,218,080	(365,400,684)	3,399,817,396	3,948,582,930	(457,565,893)	-	(457,565,893)	3,491,017,037	183,364,850	91,199,641
Total Local Share	2,041,563,656	-	2,041,563,656	1,993,399,512	-	-	-	1,993,399,512	(48,164,144)	(48,164,144)
Total General Fund Portion	3,379,095,024	(365,411,312)	3,013,683,712	3,553,936,903	(457,565,893)	(31,600,000)	(489,165,893)	3,064,771,010	174,841,879	51,087,298
Total Non-SEF Cash Funds	101,825,876	-	101,825,876	68,612,197	-	31,600,000	31,600,000	100,212,197	(33,213,679)	(1,613,679)
Total SEF Cash Funds	284,307,808	-	284,307,808	326,033,830	-	-	-	326,033,830	41,726,022	41,726,022
Total State Share	3,765,218,080	(365,400,684)	3,399,817,396	3,948,582,930	(457,565,893)	-	(457,565,893)	3,491,017,037	183,364,850	91,199,641
Total Program Funding	5,806,792,364	(365,411,312)	5,441,381,052	5,941,982,442	(457,565,893)	-	(457,565,893)	5,484,416,549	135,190,078	43,035,497
Hold-harmless Full-day Kindergarten	7,756,818	(487,964)	7,268,854	7,831,936	(603,019)	-	(603,019)	7,228,917	75,118	(39,937)

<1> In the total Pupil Count identified in FY 2010-11 there are 277 students qualified and designated as Accelerating Students Through Concurrent Enrollment (ASCENT) Program, totaling \$1,847,036 of the FY 2010-11 Appropriation.

<2> In the total Pupil Count identified in FY 2011-12 there are 2,481 students qualified and designated as Accelerating Students Through Concurrent Enrollment (ASCENT) Program, totaling \$15,416,785 of the FY 2011-12 Request.

Cash Funds Projections:

Cash Fund Name	Cash Fund Number	FY 2009-10 Expenditures	FY 2009-10 End of Year Cash Balance	FY 2010-11 End of Year Cash Balance Estimate	FY 2011-12 End of Year Cash Balance Estimate	FY 2012-13 End of Year Cash Balance Estimate
State Education Fund	#440	\$482,298,350	\$188,246,882	\$101,848,192	\$13,943,413	\$51,136,028
State Public School Fund	#113	\$3,030,711,173	\$17,286,956	\$530,000	\$0	\$0

Assumptions for Calculations:

The following section provides narrative to Table #3 on page 9. Each of the noted Columns on Table #3 is explained further here:

Column A: This column is based on the assumptions included in House Bill 10-1376 (Long Bill) for FY 2010-11. This column includes an adjustment associated with the Cost-of-living (COLA) factor which was not included in the Long Bill due to timing issues in the 2010 Session. This COLA adjustment increases the projected FY 2010-11 K-12 Total Program obligation prior to application of the State Budget Stabilization Factor by \$1,934,858 increasing total program from \$5,804,857,506 to \$5,806,792,364.

Column B: This column is based on the FY 2010-11 State Budget Stabilization Factor created in the 2010 Session School Finance Act, House Bill 10-1369. The State Budget Stabilization Factor reduces Total Program costs in FY 2010-11 by approximately \$365.4 million.

Column C: This column is based net appropriation for projected K-12 Total Program in FY 2010-11. As such, this column is derived by summing Column A and B (i.e.  $C = A + B$ ).



Column D: This column incorporates what K-12 Total Program is projected to cost in FY 2011-12 prior to application of the State Budget Stabilization Factor. This \$5,941,982,442 Total Program amount is based on the Office of State Planning and Budgeting's September 2010 Revenue Forecast which indicates 1.0% calendar year inflation for 2010, to be utilized for FY 2011-12 budgeting. These amounts also includes the Legislative Council projection for pupil enrollment and at-risk pupil enrollment for FY 2011-12.

Column E: This column identifies the requested State Budget Stabilization Factor to be included in the FY 2011-12 net Total Program calculation. This State Budget Stabilization Factor is calculated to be <\$457,565,893>. This is the amount Total Program is reduced by as compared to the total preliminary cost of Total Program to assist with statewide budget balancing.

Column F: This column is predicated on including a legislative change to extend the temporary diversion of all monies not otherwise allocated from the State Public School Lands to the State Public School Fund instead of the Permanent School Fund in FY 2011-12. This is an identical policy and budgetary diversion as was included in Senate Bill 09-260 and Senate Bill 10-150. For the purposes of this request an identical amount as was included in the fiscal note for Senate Bill 10-150 is included in the request as monies that will be diverted into the State Public School Fund in FY 2011-12. This amounts in an additional request of \$31.6 million to be made out of the State Public School Fund which is offset with a \$31.6 million General Fund reduction resulting in a net zero increase to Total Program and the State Share of Total Program in FY 2011-12. Proposed language for this legislative change is included in the "Statutory Changes Required" section of this request.

Column G: This column is the addition of Column E and F, which total to the total adjustment to the Total Program cost which includes the application of the State Budget Stabilization Factor and the requested legislative change noted in Column F.

Column H: This column is Column D plus Column G, and results in the actual requested funding level for the net appropriation for K-12 Total Program in FY 2011-12. This amount is a net increase over the FY 2010-11 appropriation but does not fully fund Total Program due to the application of the State Budget Stabilization Factor.

Column I: This column is intended to reflect the difference of the current projection of Total Program prior to application of the State Budget Stabilization Factor in FY 2010-11 compared to the same calculation in FY 2011-12. This column identifies the increase in the aggregate cost of total program prior to application of the State Budget Stabilization Factor which amounts to a \$135,190,078 increase in total cost. Specifically, this column is calculated by subtracting Column A from Column D.

Column J: This column is intended to reflect the difference of the current projection of Total Program after application of the State Budget Stabilization Factor in FY 2010-11 compared to the same calculation in FY 2011-12. This column identifies the increase in the aggregate cost of total program after the application of the State Budget Stabilization Factor which amounts to an increase in funding of \$43,035,497 total program in FY 2011-12. Specifically, this column is calculated by subtracting Column C from Column H.

Explanation of “Adjustment to Property Tax” row included on Table #3.

Section 22-54-107 (4), C.R.S. provides that school districts with large amount of their respective funding from local property tax to use a portion of these revenues generated from the total program amount prior to application of the State Budget Stabilization Factor to replace any state funding for categorical programs that the district would otherwise be eligible to receive, in an amount that does not exceed the percentage of the State Budget Stabilization Factor. This is an additional share of categorical buyout amounting to \$1,488,060 in FY 2010-11, and is anticipated to equal \$1,246,140 in FY 2011-12. This represents a decrease of the categorical buyout related to his section of statute by \$241,920 from FY 2010-11 to FY 2011-12.

Impact on Other Government Agencies: This request impacts local school districts total program funding levels in FY 2011-12. This request increases funding from the preceding fiscal year.

Implementation Schedule: Commencing July 1, 2011 (FY 2011-12)

Statutory Changes Required: The following is the proposed legislative change to be made during the 2011 Session associated with School Finance.

**22-41-102. Fund inviolate.**

(3) (b) For the 2008-09, 2009-10, and 2010-11, AND 2011-12 state fiscal years, all interest or income earned on the investment of the moneys in the public school fund not credited to the public school capital construction assistance fund created in section 22-43.7-104 (1) pursuant to section 22-43.7-104 (2) (b) (I) shall be transferred to the state public school fund created in section 22-54-114.

**36-1-116. Disposition of rentals, royalties, and timber sale**

**proceeds.** (1) (c) For the 2008-09, 2009-10, and 2010-11, AND 2011-12 state fiscal years, royalties and other payments for the depletion or extraction of a natural resource on public school lands not allocated to the state land board trust administration fund pursuant to section 36-1-145 (3), not credited to the public school capital construction assistance fund created in section 22-43.7-104 (1), C.R.S., pursuant to section 22-43.7-104 (2) (b) (I), C.R.S., and not credited as specified in subparagraph (II) of paragraph (b) of this subsection (1) shall be transferred to the state public school fund created in section 22-54-114, C.R.S.

Statutory and Federal Authority:

**Section 17 of Article IX of the Colorado Constitution**

(1) Purpose. In state fiscal year 2001-2002 through state fiscal year 2010-2011, the statewide base per pupil funding, as defined by the Public School Finance Act of 1994, article 54 of title 22, Colorado Revised Statutes on the effective date of this section, for public education from preschool through the twelfth grade and total state funding for all categorical programs shall grow annually at least by the rate of inflation plus an additional one percentage point. In state fiscal year 2011-2012, and each fiscal year thereafter, the statewide base per pupil funding for public education from preschool through the twelfth grade and total state funding for all categorical programs shall grow annually at a rate set by the general assembly that is at least equal to the rate of inflation.

(2) Definitions. For purposes of this section: (a) "Categorical programs" include transportation programs, English language proficiency programs, expelled and at-risk student programs, special education programs (including gifted and talented programs), suspended student programs, vocational education programs, small attendance centers, comprehensive health education programs, and other current and future accountable programs specifically identified in statute as a categorical program.

(b) "Inflation" has the same meaning as defined in article X, section 20, subsection (2), paragraph (f) of the Colorado constitution.

(3) Implementation. In state fiscal year 2001-2002 and each fiscal year thereafter, the general assembly may annually appropriate, and school districts may annually expend, monies from the state education fund created in subsection (4) of this section. Such appropriations and expenditures shall not be subject to the statutory limitation on general fund appropriations growth, the limitation on fiscal year spending set forth in article X, section 20 of the Colorado constitution, or any other spending limitation existing in law.

(4) State Education Fund Created. (a) There is hereby created in the department of the treasury the state education fund. Beginning on the effective date of this measure, all state revenues collected from a tax of one third of one percent on federal taxable income, as modified by law, of every individual, estate, trust and corporation, as defined in law, shall be deposited in the state education fund. Revenues generated from a tax of one third of

one percent on federal taxable income, as modified by law, of every individual, estate, trust and corporation, as defined in law, shall not be subject to the limitation on fiscal year spending set forth in article X, section 20 of the Colorado constitution. All interest earned on monies in the state education fund shall be deposited in the state education fund and shall be used before any principal is depleted. Monies remaining in the state education fund at the end of any fiscal year shall remain in the fund and not revert to the general fund.

(b) In state fiscal year 2001-2002, and each fiscal year thereafter, the general assembly may annually appropriate monies from the state education fund. Monies in the state education fund may only be used to comply with subsection (1) of this section and for accountable education reform, for accountable programs to meet state academic standards, for class size reduction, for expanding technology education, for improving student safety, for expanding the availability of preschool and kindergarten programs, for performance incentives for teachers, for accountability reporting, or for public school building capital construction.

(5) Maintenance of Effort. Monies appropriated from the state education fund shall not be used to supplant the level of general fund appropriations existing on the effective date of this section for total program education funding under the Public School Finance Act of 1994, article 54 of title 22, Colorado Revised Statutes, and for categorical programs as defined in subsection (2) of this section. In state fiscal year 2001-2002 through state fiscal year 2010-2011, the general assembly shall, at a minimum, annually increase the general fund appropriation for total program under the "Public School Finance Act of 1994," or any successor act, by an amount not below five percent of the prior year general fund appropriation for total program under the "Public School Finance Act of 1994," or any successor act. This general fund growth requirement shall not apply in any fiscal year in which Colorado personal income grows less than four and one half percent between the two previous calendar years.

**Section 22-54-104. District total program.**

(1) (a) For every budget year, the provisions of this section shall be used to calculate for each district an amount that represents the financial base of support for public education in that district. Such amount shall be known as the district's total program. The district's total program shall be available to the district to fund the costs of providing public education, and, except as otherwise provided in section [22-54-105](#), the amounts and purposes for which such moneys are budgeted and expended shall be in the discretion of the district.

(b) Notwithstanding the provisions of paragraph (a) of this subsection (1), if a district is the accounting district of an institute charter school, then the calculation of total program pursuant to the provisions of this section shall also represent the financial base of support for the institute charter school, even though the institute charter school is not a school of the district. The amount of the district's state share of total program that is withheld from the district and paid to the state charter school institute pursuant to the provisions of section [22-54-115](#) (1.3), shall not be available to nor under the control of the district, but shall be under the control of the governing board of the institute charter school to fund the costs of providing public education to pupils enrolled in the institute charter school, and the amounts and purposes for which such moneys are budgeted and expended shall be in the discretion of the institute charter school.

2 (a) (IX) Except as otherwise provided in this subsection (2), paragraph (g) of subsection (5) or, subsection (6) of this section, or section [22-54-104.3](#), a district's total program for the 2009-10 budget year and budget years thereafter shall be the greater of the following:

(A) (District per pupil funding x (District funded pupil count - District on-line pupil enrollment - District ASCENT program pupil enrollment)) + District at-risk funding + District on-line funding + District ASCENT program funding; or

(B) (Minimum per pupil funding x (District funded pupil count - District on-line pupil enrollment - District ASCENT program pupil enrollment)) + District on-line funding + District ASCENT program funding.

(b) If the district percentage of at-risk pupils is greater than the statewide average percentage of at-risk pupils and the district's funded pupil count is greater than four hundred fifty-nine, the district's total program shall be the lesser of:

(I) The district's total program as calculated pursuant to paragraph (a) of this subsection (2); or

(II) (A) The district's total program as calculated by: Adding the amount determined by multiplying the district's per pupil funding by four hundred fifty-nine to the amount determined by multiplying 12% of the district's per pupil funding by the district's at-risk pupils; then dividing the sum of those two amounts by four hundred fifty-nine; then multiplying the resulting amount by the district's funded pupil count minus the district's on-line pupil enrollment; and then adding the district's on-line funding.

(C) For purposes of sub-subparagraph (A) of this subparagraph (II) only, a district's per pupil funding shall be calculated by establishing the district's per pupil funding in accordance with subsection (3) of this section except using the size factor for a district with a funded pupil count of four hundred fifty-nine and not the district's actual size factor.

(3) A district's per pupil funding shall be determined in accordance with the following formula:

$$((\text{Statewide base per pupil funding} \times \text{District personnel costs factor} \times \text{District cost of living factor}) + (\text{Statewide base per pupil funding} \times \text{District nonpersonnel costs factor})) \times \text{District size factor}$$

(3.5) Minimum per pupil funding shall be:

(d) (III) (A) As used in this subsection (3.5), for the 2009-10 budget year and budget years thereafter, "minimum per pupil funding base" means the total of the calculation specified in sub-subparagraph (B) of this subparagraph (III) for all districts for the budget year divided by the statewide funded pupil count minus the statewide on-line pupil enrollment and minus the statewide ASCENT program pupil enrollment, for said budget year. (B) The following calculation shall be used for the purpose of determining the minimum per pupil funding base pursuant to this subparagraph (III):

(District per pupil funding x (District funded pupil count - District on-line pupil enrollment - District ASCENT program pupil enrollment)) + District at-risk funding.

(4) A district's at-risk funding shall be determined in accordance with one of the following formulas:

(a) (I) If the district percentage of at-risk pupils is equal to or less than the statewide average percentage of at-risk pupils or the district's funded pupil count is equal to or less than four hundred fifty-nine, the formula shall be:

(District per pupil funding x 12%) x District at-risk pupils

(b) (I) If the district percentage of at-risk pupils is greater than the statewide average percentage of at-risk pupils and the district's funded pupil count is greater than four hundred fifty-nine, the formula shall be:

((District per pupil funding x 12%) x (Statewide average percentage of at-risk pupils x District pupil enrollment)) + ((District per pupil funding x District at-risk factor) x (District at-risk pupils - (Statewide average percentage of at-risk pupils x District pupil enrollment)))

(4.5) A district's on-line funding shall be determined in accordance with the following formulas:

(c) (I) For the 2007-08 budget year and budget years thereafter, a district's on-line funding shall be:

(District on-line pupil enrollment x \$6,135)

(II) subject to the provisions of subparagraph (iii) of this paragraph (c), for the 2008-09 budget year and budget years thereafter, the dollar amount set forth in subparagraph (i) of this paragraph (c) shall be increased by the percentage by which the statewide base per pupil funding for that budget year, as specified in paragraph (a) of subsection (5) of this section, is increased over the statewide base per pupil funding for the 2007-08 budget year, as specified in subparagraph (xiv) of paragraph (a) of subsection (5) of this section. Such amount shall be rounded to the nearest dollar.



(III) In any budget year in which the provisions of paragraph (g) of subsection (5) of this section apply, the department of education shall calculate a district's state budget stabilization reduction amount for on-line funding by multiplying the state budget stabilization factor calculated for the applicable budget year pursuant to subparagraph (a) of subparagraph (ii) of paragraph (g) of subsection (5) of this section by the district's on-line funding calculated pursuant to subparagraph (ii) of this paragraph (c) for the applicable budget year. A district's on-line funding for the applicable budget year shall be the greater of:

(A) The district's on-line funding amount calculated for the applicable budget year pursuant to subparagraph (ii) of this paragraph (c) minus the district's state budget stabilization reduction amount calculated for the applicable budget year pursuant to this subparagraph (iii) for on-line funding; or

(B) An amount equal to the base per pupil funding amount specified in paragraph (a) of subsection (5) of this section for the applicable budget year multiplied by the district's on-line pupil enrollment for the applicable budget year.

- (4.7) (a) For the 2009-10 budget year and budget years thereafter, a district's ASCENT program funding shall be determined in  
(District ASCENT program pupil enrollment x \$6,135, or an amount determined pursuant to paragraph (b) of this subsection (4.7))  
(b) Subject to the provisions of paragraph (c) of this subsection (4.7), for the 2010-11 budget year and budget years thereafter, the dollar amount set forth in paragraph (a) of this subsection (4.7) shall be increased by the percentage by which the statewide base per pupil funding for that budget year, as specified in paragraph (a) of subsection (5) of this section, is increased over the statewide base per pupil funding for the 2007-08 budget year, as specified in subparagraph (XIV) of paragraph (a) of subsection (5) of this section. The amount shall be rounded to the nearest dollar.

(c) In any budget year in which the provisions of paragraph (g) of subsection (5) of this section apply, the department of education shall calculate a district's state budget stabilization reduction amount for ascent program funding by multiplying the state

budget stabilization factor calculated for the applicable budget year pursuant to sub-subparagraph (a) of subparagraph (ii) of paragraph (g) of subsection (5) of this section by the amount of the district's ASCENT program funding calculated pursuant to paragraph (b) of this subsection (4.7) for the applicable budget year. A district's ascent program funding for the applicable budget year shall be the greater of:

(I) The district's ASCENT program funding calculated for the applicable budget year pursuant to paragraph (b) of this subsection (4.7) minus the district's state budget stabilization reduction amount calculated for the applicable budget year pursuant to this paragraph (c) for ASCENT program funding; or

(II) An amount equal to the base per pupil funding amount specified in paragraph (a) of subsection (5) of this section for the applicable budget year multiplied by the district's ascent program pupil enrollment for the applicable budget year.

(5) For purposes of the formulas used in this section:

(a) (XVII) for the 2010-11 budget year, the statewide base Per pupil funding shall be \$5,529.71, which is an amount equal to \$5,507.68 supplemented by \$22.03, to account for inflation plus an additional one percentage point.

(b) (I.5) A district's size factor for the 2003-04 budget year and budget years thereafter shall be determined in accordance with the following formula:

<b>If the district's funded pupil count is:</b>	<b>The district's size factor shall be:</b>
Less than 276	$1.5457 + (0.00376159 \times \text{the difference between the funded pupil count and 276})$
276 or more but less than 459 x the difference	$1.2385 + (0.00167869 \times \text{the difference between the funded pupil count and 459})$
459 or more but less than 1,027 (0.00020599 x the difference	$1.1215 + (0.00020599 \times \text{the difference between the funded pupil count and 1,027})$
1,027 or more but less than 2,293 (0.00005387 x the difference	$1.0533 + (0.00005387 \times \text{the difference between the funded pupil count and 2,293})$

2,293 or more but less than 4,023  
(0.00001364 x the difference  
between the funded pupil count and 4,023)

4,023 or more  
1.0297

(IV) For the 1998-99 budget year and budget years thereafter, the funded pupil count used to calculate a district's size factor pursuant to this paragraph (b) shall be the funded pupil count, as calculated pursuant to section [22-54-103](#) (7), reduced by sixty-five percent of the number of pupils included in the funded pupil count that are enrolled in charter schools in the district; except that the provisions of this subparagraph (IV) shall only apply to those districts with a funded pupil count, as calculated pursuant to section [22-54-103](#) (7), of five hundred or less.

(c) (I) The cost of living factor allowed for each district pursuant to this paragraph (c) reflects the differences in the costs of housing, goods, and services among regions in which districts are located. Such factor does not reflect any annual increase in the costs of housing, goods, and services caused by inflation.

(II) (A) and (B) repealed.

(B.1) Except as provided in subparagraph (IV) of this paragraph (c), for the 2000-01 budget year and budget years thereafter, a district's cost of living factor shall be the district's cost of living factor for the prior budget year, but, if the percentage change in the district's cost of living amount from the previous cost of living study to the current cost of living study is greater than the percent increase in the income level used in the cost of living study, a district's cost of living factor shall be determined by dividing the percentage change in the district's cost of living amount from the previous cost of living study to the current cost of living study by the percent increase in the income level used in the cost of living study, dividing said amount by one thousand and rounding to the nearest one-thousandth of one percent, and adding the result obtained to the district's cost of living factor for the prior budget year.

(C) For purposes of this subparagraph (II), a district's cost of living amount refers to the values as adjusted for district labor pool areas.

(III) (A) Based upon the cost of living analysis conducted pursuant to the SB 93-87 setting category study, the staff of the legislative council shall certify the cost of living factor for each district to the department of education no later than ten days

following April 27, 1994. Such cost of living factors shall be effective for the 1994-95 budget year and the budget year thereafter. The cost of living factor for each district shall be certified to the department by the staff of the legislative council for each two-year period thereafter based upon a new cost of living analysis. The certification shall be made no later than April 15 of the applicable year and shall be effective for the budget year beginning on July 1 of such year and the budget year thereafter.

(d) A district's personnel costs factor for the 1994-95 budget year and budget years thereafter shall be determined in accordance with the following formula:

<b>If the district's funded pupil count is:</b>	<b>The district's personnel costs factor shall be:</b>
Less than 453.5	0.8250 - (0.0000639 x the difference between the funded pupil count and 453.5)
453.5 or more but less than 1,567.5 (0.0000310 x the difference	0.8595 - between the funded pupil count and 1,567.5)
1,567.5 or more but less than 6,682 (0.0000050 x the difference	0.8850 - between the funded pupil count and 6,682)
6,682 or more but less than 30,000 (0.0000009 x the difference	0.9050 - between the funded pupil count and 30,000)
30,000 or more	0.9050

(e) A district's nonpersonnel costs factor for the 1994-95 budget year and budget years thereafter shall be the difference between 1.00 and the district's personnel costs factor.

(f) (I) If the district percentage of at-risk pupils is greater than the statewide average percentage of at-risk pupils and the district's funded pupil count is greater than four hundred fifty-nine but not in excess of fifty thousand, the district's at-risk factor shall be 12% plus a 0.30 percentage point for each percentage point that the district percentage of at-risk pupils exceeds the statewide average percentage of at-risk pupils; except that no district's at-risk factor shall exceed 30%.

(II) If the district percentage of at-risk pupils is greater than the statewide average percentage of at-risk pupils and the district's funded pupil count is greater than fifty thousand, the district's at-risk factor shall be 12% plus a 0.36 percentage point for each percentage point that the district percentage of at-risk pupils exceeds the statewide average percentage of at-risk pupils; except that no district's at-risk factor shall exceed 30%.

(g) (I) for the 2010-11 and 2011-12 budget years, the general assembly determines that stabilization of the state budget requires a reduction in the amount of the annual appropriation to fund the state's share of total program funding for all districts and the funding for institute charter schools. therefore, for the 2010-11 and 2011-12 budget years, the department of education and the staff of the legislative council shall determine, based on budget projections, the amount of such reduction to ensure that the sum of the total program funding for all districts, including the funding for institute charter schools, for the 2010-11 and 2011-12 budget years is not less than five billion four hundred thirty-eight million two hundred ninety-five thousand eight hundred twenty-three dollars, which is two hundred sixty million dollars less than the sum of the initial total program funding for all districts, including the funding for institute charter schools, for the 2009-10 budget year; except that the department of education and the staff of the legislative council shall make mid-year revisions to replace projections with actual figures including, but not limited to, actual pupil enrollment, assessed

valuations, and specific ownership tax revenue from the prior year, to determine any necessary changes in the amount of the reduction to ensure that the total program funding for each of the 2010-11 and 2011-12 budget years does not exceed two hundred sixty million dollars less than the sum of the initial total program funding for all districts, including funding for institute charter schools, for the 2009-10 budget year. the department of education shall implement the reduction in total program funding through the application of a state budget stabilization factor as provided in this paragraph (g).

(II) For the 2010-11 and 2011-12 budget years, the department of education shall:

(A) Calculate the state budget stabilization factor for the 2010-11 and 2011-12 budget years by dividing the reduction in total program funding for the 2010-11 or 2011-12 budget year, as applicable, as specified in subparagraph (i) of this paragraph (g), by the sum of the total program funding amounts of all districts, including the funding for institute charter schools, for the 2010-11 or 2011-12 budget year, as applicable; and

(B) Calculate each district's and each institute charter school's state budget stabilization reduction amount by multiplying the state budget stabilization factor by the district's total program funding calculated pursuant to subsection (2) of this section for the 2010-11 or 2011-12 budget year, as applicable, for the district and for any institute charter school located within the district.

(III) For the 2010-11 and 2011-12 budget years, except as otherwise provided in subparagraphs (IV) and (V) of this paragraph (g), a district's total program shall be the greater of:

(A) The amount calculated pursuant to subsection (2) of this section for the 2010-11 or 2011-12 budget year, as applicable, including funding for any institute charter school located within the district, minus the district's state budget stabilization reduction amount for the 2010-11 or 2011-12 budget year, as applicable; or

(B) An amount equal to the base per pupil funding amount specified in paragraph (a) of subsection (5) of this section for the 2010-11 or 2011-12 budget year, as

applicable, multiplied by the district's funded pupil count for the 2010-11 or 2011-12 budget year, as applicable.

(IV) For the 2010-11 and 2011-12 budget years, the total program funding for a district that levies the number of mills calculated pursuant to section 22-54-106 (2) (a) (ii) shall be the amount calculated pursuant to subsection (2) of this section for the 2010-11 or 2011-12 budget year, as applicable. Any such district shall use the revenues generated by the number of mills that the district levies pursuant to section 22-54-106 (2) (a) (ii) to replace any categorical program support funds that the district would otherwise be eligible to receive from the state; except that the amount of categorical program support funds that the district is required to replace shall not exceed an amount equal to the district's state budget stabilization reduction amount. The department shall use the amount of categorical program support funds replaced by property tax revenue pursuant to this subparagraph (iv) to make payments of categorical program support funds to eligible districts as specified in section 22-54-107 (4).

(V) For the 2010-11 and 2011-12 budget years, if a district levies the number of mills calculated pursuant to section 22-54-106 (2) (a) (I) and the district's state budget stabilization reduction amount exceeds the district's state share of total program funding, such district's total program funding shall be the amount calculated pursuant to subsection (2) of this section for the 2010-11 or 2011-12 budget year, as applicable, minus the district's state aid. Any such district shall use the revenues generated by the number of mills that the district levies pursuant to section 22-54-106 (2) (a) (I) to replace any categorical program support funds that the district would otherwise be eligible to receive from the state; except that the amount of categorical program support funds that the district is required to replace shall not exceed an amount equal to the remainder of the district's state budget stabilization reduction amount after the reduction to the district's total program has been applied pursuant to this subparagraph (V). The department shall use the amount of categorical program support funds replaced by property tax revenue pursuant to this subparagraph (V) to make payments of categorical program support funds to eligible districts as specified in section 22-54-107 (4).

(6) (b) Notwithstanding the provisions of subsection (2) of this section, for the 1995-96 budget year and budget years thereafter, if a district's total formula per pupil funding for the applicable budget year is more than twenty-five percent greater than the district's prior year total per pupil funding, the total program for such district shall be calculated in accordance with the following formula:

District funded pupil count x District prior year total per pupil funding x 1.25

(c) The definitions contained in section [22-54-104.3](#) shall be applicable to this subsection (6).



**22-54-106. Local and state shares of district total program.**

(2) (a) Except as provided in paragraph (c) of this subsection (2), for reorganized districts, for the 2007 property tax year and property tax years thereafter, each district shall levy the lesser of:

(II) (A) Subject to the provisions of sub-subparagraph (b) of this subparagraph (II), the number of mills that will generate property tax revenue in an amount equal to the district's total program for the applicable budget year minus the district's minimum state aid, if applicable for that budget year, and minus the amount of specific ownership tax revenue paid to the district. (B) Regardless of the applicability of section 22-54-104 (5) (g), for the purposes of this subparagraph (II), a district's total program shall be the amount calculated pursuant to section 22-54-104 (2).

**22-54-107. Buy-out of categorical programs.**

(4) In a budget year in which the provisions of section 22-54-104 (5) (g) apply, the department shall use the amount of categorical program support funds replaced by property tax revenue pursuant to the provisions of section 22-54-104 (5) (g) (IV) and (5) (g) (V) to make payments of categorical program support funds to eligible districts as specified in subsection (2) of this section.

**22-35-108. Accelerating students through concurrent enrollment program – objectives – selection criteria – rules – repeal.**

(1) (a) There is hereby established the accelerating students through concurrent enrollment program. Beginning in the 2010-11 school year, the department shall administer the ASCENT program pursuant to the provisions of this section and guidelines established by the board pursuant to subsection (4) of this section. The objectives of the ASCENT program are to:

- (I) Increase the percentage of students who participate in postsecondary education, especially among low-income and traditionally underserved populations;
- (II) Decrease the number of students who do not complete high school;

(III) Decrease the amount of time that is required for a student to complete a postsecondary degree or certificate;

(IV) Reduce state expenditures for public education; and

(V) Increase the number of educational pathways available to students.

(b) Notwithstanding any other provision of this article, a qualified student who is designated by the department to be an ASCENT program participant pursuant to subsection (2) of this section may concurrently enroll in postsecondary courses, including academic courses and career and technical education courses, in the year directly following the year in which he or she was enrolled in the twelfth grade of a local education provider.

(2) (a) Subject to available appropriations and the determinations of the state board pursuant to subparagraph (III) of paragraph (c) of this subsection (2), the department may designate as an ASCENT program participant any qualified student who:

(I) Has completed or is on schedule to complete at least twelve credit hours of postsecondary course work prior to the completion of his or her twelfth-grade year;

(II) Is not in need of a basic skills course;

(III) Has been selected for participation in the ASCENT program by his or her high school principal or equivalent school administrator;

(IV) Has been accepted into a postsecondary degree program at an institution of higher education;

(V) Has satisfied any other selection criteria established by guidelines established by the board pursuant to subsection (4) of this section; and

(VI) Has not been designated an ASCENT program participant in any prior year.

(b) (I) In designating ASCENT program participants, the department shall give priority to any qualified student who satisfies the requirements described in paragraph (a) of this subsection (2) and is participating in the fast college fast jobs pilot program pursuant to section 22-35.5-104 as such section existed prior to May 21, 2009.

(II) This paragraph (b) is repealed, effective July 1, 2012.

(c) (I) On or before September 1, 2009, and on or before September 1 each year thereafter, each local education provider shall submit to the department and the state board an estimate of the number of students in the local education provider who will seek to be designated by the department as ASCENT program participants for the following school

year.

(II) The department, as part of its annual budget request to the general assembly, shall report the total number of students who have been identified by local education providers as potential ASCENT program participants for the following school year.

(III) On or before June 1, 2010, and on or before June 1 each year thereafter, the state board of education shall determine and report to the department how many qualified students the department may designate as ASCENT program participants from each local education provider for the following school year.

(3) The local education provider of a qualified student who is designated by the department as an ASCENT program participant may include the student in the district's funded pupil count, or, in the case of a student enrolled in an institute charter school, in the school's accounting district, as provided in section [22-54-103](#) (7).

(4) The board shall establish guidelines for the administration of the ASCENT program, including but not limited to selection criteria that the department may use pursuant to subparagraph (V) of paragraph (a) of subsection (2) of this section to designate qualified students as ASCENT program participants.

(5) For the purposes of part 6 of article 7 of this title concerning school accountability reports, the department shall include ASCENT program participants in the reporting requirements, regardless of whether an ASCENT program participant has completed his or her graduation requirements.

(6) (a) A qualified student who is designated by the department as an ASCENT program participant shall not be considered a high school graduate until he or she has completed his or her participation in the ASCENT program and any remaining graduation requirements specified by his or her high school administration.

(b) On or before June 1, 2010, the state board of education shall promulgate rules for schools and school districts to follow in satisfying state and federal reporting requirements concerning the enrollment status of ASCENT program participants. To the extent practicable, the rules shall ensure that schools and school districts are not adversely affected in calculating and reporting the completion of high school graduation requirements by qualified students who have been designated by the department as ASCENT program participants. The rules shall include, at a minimum, reporting requirements relating to:

- (I) The provisions of article 7 of this title concerning educational accountability; and
- (II) The provisions of article 11 of this title concerning educational accreditation.

**Schedule 13**  
**Change Request for FY 2011-12 Budget Request Cycle**

Decision Item FY 2011-12  Base Reduction Item FY 2011-12  Supplemental FY 2010-11  Budget Amendment FY 2011-12

Request Title: Constitutionally Required Increase for Categorical Programs in FY 2011-12  
 Department: Education Dept. Approval by: *John R. Harman* Date: 10/18/10  
 Priority Number: DI - 02 OSPB Approval: *Cheryl N. Martin* Date: 10/20/10

	Fund	1	2	3	4	5	6	7	8	9	10
		Prior-Year Actual FY 2009-10	Appropriation FY 2010-11	Supplemental Request FY 2010-11	Total Revised Request FY 2010-11	Base Request FY 2011-12	Decision/ Base Reduction FY 2011-12	November 1 Request FY 2011-12	Budget Amendment FY 2011-12	Total Revised Request FY 2011-12	Change from Base (Column 5) FY 2012-13
<b>Total of All Line Items</b>	<b>Total</b>	548,792,184	390,030,555	0	390,030,555	401,792,109	2,311,143	404,103,252	0	404,103,252	2,311,143
(2) ASSISTANCE TO PUBLIC SCHOOLS - (B) Categorical Programs -	FTE	73.6	81.4	0.0	81.4	71.1	0.0	71.1	0.0	71.1	0.0
	GF	141,765,474	143,350,827	0	143,350,827	141,765,474	0	141,765,474	0	141,765,474	0
	GFE	0	0	0	0	0	0	0	0	0	0
	CF	88,878,135	88,874,722	0	88,874,722	89,798,909	2,311,143	92,110,052	0	92,110,052	2,311,143
	RF	101,812	0	0	0	101,812	0	101,812	0	101,812	0
	FF	318,046,763	157,805,006	0	157,805,006	170,125,914	0	170,125,914	0	170,125,914	0
(I) District Programs Required by Statute - Special Education Programs for Children with Disabilities	<b>Total</b>	434,220,803	269,814,937	0	269,814,937	286,289,454	1,183,747	287,473,201	0	287,473,201	1,183,747
	FTE	65.0	71.1	0.0	71.1	64.5	0.0	64.5	0.0	64.5	0.0
	GF	71,572,347	71,572,347	0	71,572,347	71,572,347	0	71,572,347	0	71,572,347	0
	GFE	0	0	0	0	0	0	0	0	0	0
	CF	55,789,778	55,789,778	0	55,789,778	55,789,778	1,183,747	56,973,525	0	56,973,525	1,183,747
	RF	101,812	0	0	0	101,812	0	101,812	0	101,812	0
	FF	306,756,866	142,452,812	0	142,452,812	158,825,517	0	158,825,517	0	158,825,517	0
(I) District Programs Required by Statute - English Language Proficiency Program	<b>Total</b>	23,411,097	27,473,394	0	27,473,394	23,696,750	335,063	24,031,813	0	24,031,813	335,063
	FTE	4.6	6.4	0.0	6.4	4.6	0.0	4.6	0.0	4.6	0.0
	GF	3,101,598	3,101,598	0	3,101,598	3,101,598	0	3,101,598	0	3,101,598	0
	GFE	0	0	0	0	0	0	0	0	0	0
	CF	9,019,602	9,019,602	0	9,019,602	9,294,755	335,063	9,629,818	0	9,629,818	335,063
	RF	0	0	0	0	0	0	0	0	0	0
	FF	11,289,897	15,352,194	0	15,352,194	11,300,397	0	11,300,397	0	11,300,397	0
(II) Other Categorical Programs - Public School Transportation	<b>Total</b>	49,659,638	51,277,614	0	51,277,614	49,991,821	498,433	50,490,254	0	50,490,254	498,433
	FTE	2.0	2.0	0.0	2.0	0.0	0.0	0.0	0.0	0.0	0.0
	GF	36,922,227	38,540,204	0	38,540,204	36,922,227	0	36,922,227	0	36,922,227	0
	GFE	0	0	0	0	0	0	0	0	0	0
	CF	12,737,411	12,737,410	0	12,737,410	13,069,594	498,433	13,568,027	0	13,568,027	498,433
	RF	0	0	0	0	0	0	0	0	0	0
	FF	0	0	0	0	0	0	0	0	0	0

**Schedule 13**  
**Change Request for FY 2011-12 Budget Request Cycle**

Decision Item FY 2011-12 <input checked="" type="checkbox"/>		Base Reduction Item FY 2011-12 <input type="checkbox"/>			Supplemental FY 2010-11 <input type="checkbox"/>			Budget Amendment FY 2011-12 <input type="checkbox"/>			
<b>Request Title:</b> Constitutionally Required Increase for Categorical Programs in FY 2011-12											
<b>Department:</b> Education		<b>Dept. Approval by:</b>					<b>Date:</b>				
<b>Priority Number:</b> DI - 02		<b>OSPB Approval:</b>					<b>Date:</b>				
		1	2	3	4	5	6	7	8	9	10
	Fund	Prior-Year Actual FY 2009-10	Appropriation FY 2010-11	Supplemental Request FY 2010-11	Total Revised Request FY 2010-11	Base Request FY 2011-12	Decision/ Base Reduction FY 2011-12	November 1 Request FY 2011-12	Budget Amendment FY 2011-12	Total Revised Request FY 2011-12	Change from Base (Column 5) FY 2012-13
<b>(II) Other Categorical Programs -</b>											
Transfer to the	Total	23,189,191	23,189,191	0	23,189,191	23,296,124	140,150	23,436,274	0	23,436,274	140,150
Department of Higher	FTE	0.0	0.0	0.0	0.0	0.0	0.0	0.0	0.0	0.0	0.0
Education for Distribution	GF	17,792,850	17,792,850	0	17,792,850	17,792,850	0	17,792,850	0	17,792,850	0
of State Assistance for	GFE	0	0	0	0	0	0	0	0	0	0
Career and Technical	CF	5,396,341	5,396,341	0	5,396,341	5,503,274	140,150	5,643,424	0	5,643,424	140,150
Education	RF	0	0	0	0	0	0	0	0	0	0
	FF	0	0	0	0	0	0	0	0	0	0
<b>(II) Other Categorical Programs -</b>											
Special Education for	Total	9,003,120	8,988,280	0	8,988,280	9,059,625	68,760	9,128,385	0	9,128,385	68,760
Gifted and Talented	FTE	0.0	0.0	0.0	0.0	0.0	0.0	0.0	0.0	0.0	0.0
Children	GF	5,500,000	5,485,160	0	5,485,160	5,500,000	0	5,500,000	0	5,500,000	0
	GFE	0	0	0	0	0	0	0	0	0	0
	CF	3,503,120	3,503,120	0	3,503,120	3,559,625	68,760	3,628,385	0	3,628,385	68,760
	RF	0	0	0	0	0	0	0	0	0	0
	FF	0	0	0	0	0	0	0	0	0	0
<b>(II) Other Categorical Programs -</b>											
Expelled and At-risk	Total	7,343,560	7,325,776	0	7,325,776	7,493,560	74,936	7,568,496	0	7,568,496	74,936
Student Services Grant	FTE	1.0	1.0	0.0	1.0	1.0	0.0	1.0	0.0	1.0	0.0
Program	GF	5,788,807	5,771,023	0	5,771,023	5,788,807	0	5,788,807	0	5,788,807	0
	GFE	0	0	0	0	0	0	0	0	0	0
	CF	1,554,753	1,554,753	0	1,554,753	1,704,753	74,936	1,779,689	0	1,779,689	74,936
	RF	0	0	0	0	0	0	0	0	0	0
	FF	0	0	0	0	0	0	0	0	0	0
<b>(II) Other Categorical Programs -</b>											
Small Attendance Center	Total	959,379	959,379	0	959,379	959,379	0	959,379	0	959,379	0
Aid	FTE	0.0	0.0	0.0	0.0	0.0	0.0	0.0	0.0	0.0	0.0
	GF	787,645	787,645	0	787,645	787,645	0	787,645	0	787,645	0
	GFE	0	0	0	0	0	0	0	0	0	0
	CF	171,734	171,734	0	171,734	171,734	0	171,734	0	171,734	0
	RF	0	0	0	0	0	0	0	0	0	0
	FF	0	0	0	0	0	0	0	0	0	0

**Schedule 13**  
**Change Request for FY 2011-12 Budget Request Cycle**

Decision Item FY 2011-12  Base Reduction Item FY 2011-12  Supplemental FY 2010-11  Budget Amendment FY 2011-12

**Request Title:** Constitutionally Required Increase for Categorical Programs in FY 2011-12

**Department:** Education **Dept. Approval by:** **Date:**

**Priority Number:** DI - 02 **OSPB Approval:** **Date:**

	Fund	1	2	3	4	5	6	7	8	9	10
		Prior-Year Actual FY 2009-10	Appropriation FY 2010-11	Supplemental Request FY 2010-11	Total Revised Request FY 2010-11	Base Request FY 2011-12	Decision/ Base Reduction FY 2011-12	November 1 Request FY 2011-12	Budget Amendment FY 2011-12	Total Revised Request FY 2011-12	Change from Base (Column 5) FY 2012-13
<b>(II) Other Categorical Programs -</b>	<b>Total</b>	1,005,396	1,001,984	0	1,001,984	1,005,396	10,054	1,015,450	0	1,015,450	10,054
Comprehensive Health	FTE	1.0	0.9	0.0	0.9	1.0	0.0	1.0	0.0	1.0	0.0
Education Program	GF	300,000	300,000	0	300,000	300,000	0	300,000	0	300,000	0
	GFE	0	0	0	0	0	0	0	0	0	0
	CF	705,396	701,984	0	701,984	705,396	10,054	715,450	0	715,450	10,054
	RF	0	0	0	0	0	0	0	0	0	0
	FF	0	0	0	0	0	0	0	0	0	0

**Non-Line Item Request:** None

**Letternote Revised Text for FY 2010-11:** None

**Letternote Text Requested for FY 2011-12:** These amounts shall be from the Sate Education Fund created in Section 17 (4) (a) of Article IX of the State Constitution. Pursuant to Section 17 (3) of Article IX of the Colorado Constitution, appropriations from the State Education Fund are not subject to the limitation on fiscal year spending set forth in Section 20 of Article X of the Colorado Constitution.

**Cash or Federal Fund Name and COFRS Fund Number:**

**Reappropriated Funds Source, by Department and Line Item Name:**

**Approval by OIT?** Yes:  No:  N/A:

**Schedule 13s from Affected Departments:** Department of Higher Education for "Transfer to the Department of Higher Education for Distribution of State Assistance for Career and Technical Education".

**CHANGE REQUEST for FY 2011-12 BUDGET REQUEST CYCLE**

Department:	Education
Priority Number:	DI-02
Change Request Title:	Constitutionally Required Increase for Categorical Programs in FY 2011-12

**SELECT ONE (click on box):**

- Decision Item FY 2011-12
- Base Reduction Item FY 2011-12
- Supplemental Request FY 2010-11
- Budget Request Amendment FY 2011-12

**SELECT ONE (click on box):**

Supplemental or Budget Request Amendment Criterion:

- Not a Supplemental or Budget Request Amendment
- An emergency
- A technical error which has a substantial effect on the operation of the program
- New data resulting in substantial changes in funding needs
- Unforeseen contingency such as a significant workload change

Short Summary of Request:

The Department of Education requests a total increase of \$2,311,143 cash funds from the State Education Fund for categorical programs in FY 2011-12. This amount is based on inflation of 1.0% identified in the Office of State Planning and Budgeting's September 2010 Forecast (Denver/Boulder/Greeley Consumer Price Index) required in meeting the requirements of Section 17 of Article IX of the Constitution of the State of Colorado.

Background and Appropriation History:

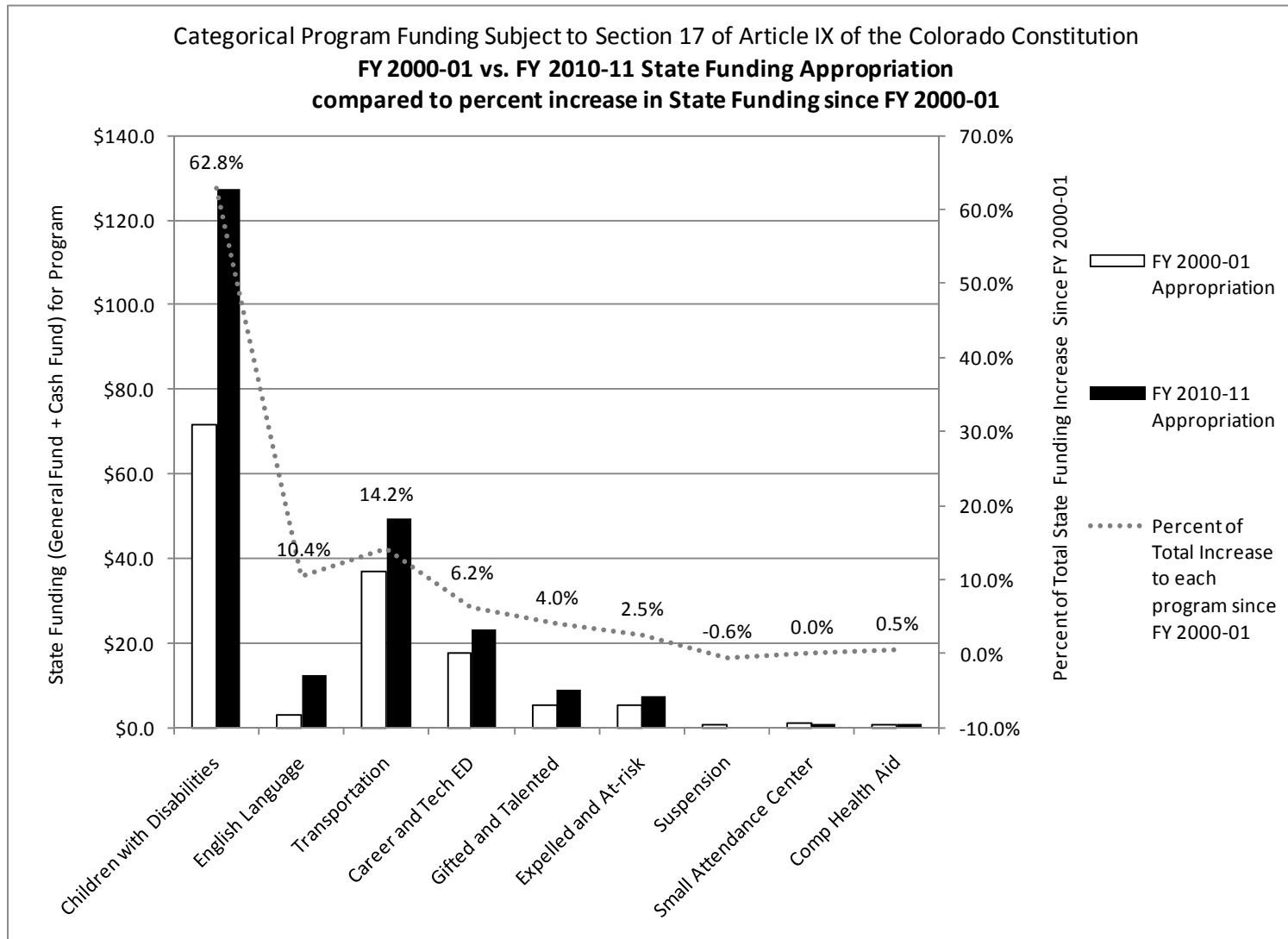
Categorical programs are designed to serve particular groups of students (e.g., students with limited proficiency in English) or particular student needs (e.g., transportation) have traditionally been referred to as "categorical" programs. Section 17 of Article IX of the Colorado Constitution requires the General Assembly to increase *total state funding* for all categorical programs annually by at least the rate of inflation plus one percent for FY 2001-02 through FY 2010-11 and by at least the rate of inflation for subsequent fiscal years. The General Assembly determines on an annual basis how to allocate the required increase among the various categorical programs. The table on the following page (page 2) details increases in the annual appropriation of state funds since FY 2000-01, by program area. The graph on page 3 illustrates parts of the table on page 2.



Table 1  
 State Funding for Categorical Programs  
 FY 2000-01 Appropriation vs. FY 2010-11 Appropriation

Long Bill line item	FY 2000-01 Appropriation	FY 2010-11 Appropriation	Increase in Annual Appropriations of State Funds Since FY 2000-01	Percent Increase since FY 2000-01	Percent of Total Increase to each program since FY 2000-01
Special Education Programs for Children with Disabilities	71,510,773	127,362,125	55,851,352	78.1%	62.8%
English Language Proficiency Programs	3,101,598	12,396,353	9,294,755	299.7%	10.4%
Public School Transportation	36,922,227	49,541,821	12,619,594	34.2%	14.2%
Transfer to the Department of Higher Education for Distribution of State Assistance for Career and Technical Education Programs	17,792,850	23,296,124	5,503,274	30.9%	6.2%
Special Education Programs for Gifted and Talented Children	5,500,000	9,059,625	3,559,625	64.7%	4.0%
Expelled and At-risk Student Services Grant Program	5,290,850	7,493,560	2,202,710	41.6%	2.5%
Grant Program for In-school or In-home Suspension	497,957	-	(497,957)	-100.0%	-0.6%
Small Attendance Center Aid	948,140	959,379	11,239	1.2%	0.0%
Comprehensive Health Education	600,000	1,005,396	405,396	67.6%	0.5%
<b>TOTAL STATE CATEGORICAL PROGRAM FUNDING =&gt;</b>	<b>142,164,395</b>	<b>231,114,383</b>	<b>88,949,988</b>	<b>62.6%</b>	
<p><u>Note:</u> This table does not identify the funding associated with reappropriated funds or federal funds which are not subject to the growth requirements in Section 17 of Article IX of the Constitution of the State of Colorado.</p>					

Figure 1



General Description of Request:

The Department of Education is requesting funding for the constitutionally required increase in funding for the categorical programs. The projected inflation rate for 2010 for use in FY 2011-12 is 1.0% (based on the Office of State Planning and Budgeting's September 2010 Forecast for Denver/Boulder/Greeley Consumer Price Index). The total state provided funding of \$231,114,383 for FY 2010-11, multiplied by 1.0% provides a net increase in funding of \$2,311,143 for FY 2011-12. The General Assembly can is not limited to this and can choose to provide more funding for this purpose if it is available.

The allocation of the \$2,311,143 is detailed by program and line item in the "*Calculations for Request*" section of this request.

Consequences if Not Funded:

The state would not meet the requirements of section 17 of Article IX of the Colorado Constitution.

Calculations for Request:

TABLE 2

Allocation Methodology for Constitutionally Required Increase in Categorical Program Funding for FY 2011-12

Categorical Program	FY08-09 Total State & Federal Revenue	FY08-09 Total State and Federal Expenditures	FY08-09 Total State & Federal Expenditures in Excess of Revenue	Proportional Percentage of Total Excess Expenditures	Total State Funding Subject to Constitutional Requirements	Inflation for FY 2010-11 (Based on JUNE OSPB 2010 forecast)	REQUEST - Inflation for programs with no proportional gap, then proportional funding for remaining programs			Total State Funding FY 2011-12	
							(G) Inflation	(H) Proportional	(I) Total Request		
COMPONENTS =>	(A)	(B)	(C)	(D)	(E)	(F)	(G)	(H)	(I)	(J)	
Special Education Programs for Children with Disabilities <1>	291,360,039	747,739,460	456,379,421	53.17%	127,362,125	1.00%	-	1,183,747	1,183,747	128,545,872	
English Language Proficiency Programs	17,955,900	147,135,484	129,179,584	15.05%	12,396,353		-	335,063	335,063	12,731,416	
Public School Transportation	45,653,856	237,818,749	192,164,893	22.39%	49,541,821		-	498,433	498,433	50,040,254	
Transfer to the Department of Higher Education for Distribution of State Assistance for Career and Technical Educational Programs	27,211,383	81,244,933	54,033,550	6.30%	23,296,124		-	140,150	140,150	23,436,274	
Special Education Programs for Gifted and Talented Children	8,236,573	34,746,228	26,509,655	3.09%	9,059,625		-	68,760	68,760	9,128,385	
Expelled and At-risk Student Services Grant Program	5,332,965	5,332,965	-	0.00%	7,493,560		74,936	-	74,936	7,568,496	
Small Attendance Center Aid	943,333	943,333	-	0.00%	959,379		-	-	-	959,379	
Comprehensive Health Education	564,270	564,270	-	0.00%	1,005,396		10,054	-	10,054	1,015,450	
<b>Total of all Categorical Programs as Reported</b>	<b>397,258,318</b>	<b>1,255,525,421</b>	<b>858,267,103</b>	<b>100.00%</b>							
<b>Total of Categorical Programs Recommended to Receive Increase</b>											
		1,255,525,421	858,267,103		231,114,383	2,311,144	84,990	2,226,154	2,311,143	233,425,526	

<1> State Funding includes Public School Finance Act Funding for preschool children with disabilities.

(A) Total state and federal revenue reported by school districts, the Charter School Institute and Boards of Cooperative Educational Services for FY2008-09. Source is Automated Data Exchange Financial Reporting.

(B) Total expenditures related to state and federal funding provided to school districts, the Charter School Institute and Boards of Cooperative Educational Services by the Department. Source of information is School District Automated Data Exchange Financial Reporting.

(C) Column B (Total Expenditures Related to State and Federal Revenue) minus Column A (Total State and Federal Revenue) equals the total unfunded expenditures covered by the entities general fund.

(D) The proportional percentage of each categorical programs unfunded expenditures in relation to the total categorical programs unfunded expenditures.

(E) The total amount of State funding appropriated for Categorical Programs in FY 2010-11 which is subject to the requirements of Section 17 of Article IX of the Colorado Constitution.

(F) The amount that must be allocated for the FY2011-12 based on OSPB's September 2010 Forecasted inflation of 1.0% (Denver/Boulder/Greeley CPI).

(G) Proposed Inflationary Allocation for those programs with no proportional percentage of total excess of expenditure. Increase sought in this request as the State is the sole funding source for these programs.

(H) Proposed Proportional Allocation of FY2011-12 increase to Categorical Programs based on unfunded expenditures percentages identified in column (D) after accounting for inflationary increase in column (G).

(I) Proposed Inflationary Allocation in column (G) plus the Proposed Proportional Allocation in column (H) of FY2011-12 increase to Categorical Programs.

(J) Total State Funding in FY2011-12 based on the Department's requested increase to Categorical Programs.

Above, Table 2 provides the method of distributing the required increase in funding for categorical programs in FY 2011-12. The “Components” identified by letter (second row) tie to the explanations at the bottom of the table explaining column and its purpose in the distribution method sought in FY 2011-12. No increase is being requested for Small Attendance Center Aid, in column G, H, or I, as this program is anticipated to have similar funding needs in FY 2011-12 as was provided in FY 2010-11.

TABLE 3

<b>Summary of Request FY 2011-12</b>	<b>Total Funds</b>	<b>General Fund</b>	<b>Cash Funds</b>	<b>Reappropriated Funds</b>	<b>Federal Funds</b>	<b>FTE</b>
Total Request	\$2,311,143	\$0	\$2,311,143	\$0	\$0	0.0
Special Education Program for Children with Disabilities	\$1,183,747	\$0	\$1,183,747	\$0	\$0	0.0
English Language Proficiency Program	\$335,063	\$0	\$335,063	\$0	\$0	0.0
Public School Transportation	\$498,433	\$0	\$498,433	\$0	\$0	0.0
Transfer to the Department of Higher Education for Distribution of State Assistance for Career and Technical Education Programs	\$140,150	\$0	\$140,150	\$0	\$0	0.0
Special Education Programs for Gifted and Talented	\$68,760	\$0	\$68,760	\$0	\$0	0.0
Expelled and At-risk Student Services Grant Program	\$74,936	\$0	\$74,936	\$0	\$0	0.0
Small Attendance Center Aid	\$0	\$0	\$0	\$0	\$0	0.0
Comprehensive Health Education	\$10,054	\$0	\$10,054	\$0	\$0	0.0

TABLE 3 (cont.)

<b>Summary of Request FY 2012-13</b>	<b>Total Funds</b>	<b>General Fund</b>	<b>Cash Funds</b>	<b>Reappropriated Funds</b>	<b>Federal Funds</b>	<b>FTE</b>
Total Request	\$2,311,143	\$0	\$2,311,143	\$0	\$0	0.0
Special Education Program for Children with Disabilities	\$1,183,747	\$0	\$1,183,747	\$0	\$0	0.0
English Language Proficiency Program	\$335,063	\$0	\$335,063	\$0	\$0	0.0
Public School Transportation	\$498,433	\$0	\$498,433	\$0	\$0	0.0
Transfer to the Department of Higher Education for Distribution of State Assistance for Career and Technical Education Programs	\$140,150	\$0	\$140,150	\$0	\$0	0.0
Special Education Programs for Gifted and Talented	\$68,760	\$0	\$68,760	\$0	\$0	0.0
Expelled and At-risk Student Services Grant Program	\$74,936	\$0	\$74,936	\$0	\$0	0.0
Small Attendance Center Aid	\$0	\$0	\$0	\$0	\$0	0.0
Comprehensive Health Education	\$10,054	\$0	\$10,054	\$0	\$0	0.0

Table 4  
Reconciliation to the Schedule 13 for this Decision Item

Reconciliation to the Schedule 13	Column 5	Column 6	Column 7	Column 10
Long Bill line item	FY 2011-12 Base Request	FY 2011-12 Request	Total Amounts FY 2011-12	FY 2012-13 Annualization
<b>Special Education Programs for Children with Disabilities</b>	<b>286,289,454</b>	<b>1,183,747</b>	<b>287,473,201</b>	<b>1,183,747</b>
General Fund	71,572,347	-	71,572,347	-
cash funds	55,789,778	1,183,747	56,973,525	1,183,747
reappropriated funds	101,812	-	101,812	-
federal funds	158,825,517	-	158,825,517	-
<b>English Language Proficiency Programs</b>	<b>23,696,750</b>	<b>335,063</b>	<b>24,031,813</b>	<b>335,063</b>
General Fund	3,101,598	-	3,101,598	-
cash funds	9,294,755	335,063	9,629,818	335,063
reappropriated funds	-	-	-	-
federal funds	11,300,397	-	11,300,397	-
<b>Public School Transportation</b>	<b>49,991,821</b>	<b>498,433</b>	<b>50,490,254</b>	<b>498,433</b>
General Fund	36,922,227	-	36,922,227	-
cash funds	13,069,594	498,433	13,568,027	498,433
reappropriated funds	-	-	-	-
federal funds	-	-	-	-
<b>Transfer to the Department of Higher Education for Distribution of State Assistance for Career and Technical Education Programs</b>	<b>23,296,124</b>	<b>140,150</b>	<b>23,436,274</b>	<b>140,150</b>
General Fund	17,792,850	-	17,792,850	-
cash funds	5,503,274	140,150	5,643,424	140,150
reappropriated funds	-	-	-	-
federal funds	-	-	-	-
<b>Special Education Programs for Gifted and Talented Children</b>	<b>9,059,625</b>	<b>68,760</b>	<b>9,128,385</b>	<b>68,760</b>
General Fund	5,500,000	-	5,500,000	-
cash funds	3,559,625	68,760	3,628,385	68,760
reappropriated funds	-	-	-	-
federal funds	-	-	-	-
<b>Expelled and At-risk Student Services Grant Program</b>	<b>7,493,560</b>	<b>74,936</b>	<b>7,568,496</b>	<b>74,936</b>
General Fund	5,788,807	-	5,788,807	-
cash funds	1,704,753	74,936	1,779,689	74,936
reappropriated funds	-	-	-	-
federal funds	-	-	-	-
<b>Small Attendance Center Aid</b>	<b>959,379</b>	<b>-</b>	<b>959,379</b>	<b>-</b>
General Fund	787,645	-	787,645	-
cash funds	171,734	-	171,734	-
reappropriated funds	-	-	-	-
federal funds	-	-	-	-
<b>Comprehensive Health Education</b>	<b>1,005,396</b>	<b>10,054</b>	<b>1,015,450</b>	<b>10,054</b>
General Fund	300,000	-	300,000	-
cash funds	705,396	10,054	715,450	10,054
reappropriated funds	-	-	-	-
federal funds	-	-	-	-
<b>TOTAL =&gt;</b>	<b>401,792,109</b>	<b>2,311,143</b>	<b>404,103,252</b>	<b>2,311,143</b>
General Fund	141,765,474	-	141,765,474	-
cash funds	89,798,909	2,311,143	92,110,052	2,311,143
reappropriated funds	101,812	-	101,812	-
federal funds	170,125,914	-	170,125,914	-

Cash Funds Projections:

Cash Fund Name	Cash Fund Number	FY 2009-10 Expenditures	FY 2009-10 End of Year Cash Balance	FY 2010-11 End of Year Cash Balance Estimate	FY 2011-12 End of Year Cash Balance Estimate	FY 2012-13 End of Year Cash Balance Estimate
State Education Fund	440	\$482,298,350	\$188,246,882	\$101,848,192	\$13,943,413	\$51,136,028

Assumptions for Calculations:

Data provided in Table 2 (page 5) is from the Automated Data Exchange financial collection system at the Department of Education. The “Components” (second row) of Table 2 (page 5) describe how the distribution methodology request for categorical programs in FY 2011-12.

Impact on Other Government Agencies:

None to other state or federal agencies. This request provides increased funding to school districts which qualify for the various programs.

Cost Benefit Analysis:

The cost benefit analysis is not applicable to this request. This funding request is a state constitutional requirement.

Implementation Schedule:

Not applicable, commencing FY 2011-12.

Statutory and Federal Authority:

Section 17 of Article IX of the Colorado Constitution



(1) Purpose. In state fiscal year 2001-2002 through state fiscal year 2010-2011, the statewide base per pupil funding, as defined by the Public School Finance Act of 1994, article 54 of title 22, Colorado Revised Statutes on the effective date of this section, for public education from preschool through the twelfth grade and total state funding for all categorical programs shall grow annually at least by the rate of inflation plus an additional one percentage point. In state fiscal year 2011-2012, and each fiscal year thereafter, the statewide base per pupil funding for public education from preschool through the twelfth grade and total state funding for all categorical programs shall grow annually at a rate set by the general assembly that is at least equal to the rate of inflation.

(2) Definitions. For purposes of this section: (a) "Categorical programs" include transportation programs, English language proficiency programs, expelled and at-risk student programs, special education programs (including gifted and talented programs), suspended student programs, vocational education programs, small attendance centers, comprehensive health education programs, and other current and future accountable programs specifically identified in statute as a categorical program.

(b) "Inflation" has the same meaning as defined in article X, section 20, subsection (2),

Performance Measures:

This requirement will assist the department in fulfilling Objective 5(d) in its Strategic Plan to “Develop a consistent, comprehensive statewide system of Department funding for schools that reflects priority based on student need.”

**Schedule 13**  
**Change Request for FY 2011-12 Budget Request Cycle**

Decision Item FY 2011-12  Base Reduction Item FY 2011-12  Supplemental FY 2010-11  Budget Amendment FY 2011-12

Request Title: Increased Spending Authority for the GED Self-funded Program  
 Department: Education Dept. Approval by: *188 B.95* Date: 10/13/10  
 Priority Number: DI-3 OSPB Approval: *Chap N. Mark* Date: 10/20/10

	Fund	1	2	3	4	5	6	7	8	9	10
		Prior-Year Actual FY 2009-10	Appropriation FY 2010-11	Supplemental Request FY 2010-11	Total Revised Request FY 2010-11	Base Request FY 2011-12	Decision/ Base Reduction FY 2011-12	November 1 Request FY 2011-12	Budget Amendment FY 2011-12	Total Revised Request FY 2011-12	Change from Base (Column 5) FY 2012-13
<b>Total of All Line Items</b>	<b>Total</b>	103,868	93,572	0	93,572	95,599	74,997	170,596	0	170,596	69,293
	FTE	1.5	1.5	0.0	1.5	1.5	1.0	2.5	0.0	2.5	1.0
	GF	0	0	0	0	0	0	0	0	0	0
	GFE	0	0	0	0	0	0	0	0	0	0
	CF	103,868	93,572	0	93,572	95,599	74,997	170,596	0	170,596	69,293
	CFE/RF	0	0	0	0	0	0	0	0	0	0
	FF	0	0	0	0	0	0	0	0	0	0
<b>(1) Management and Administration, (A)</b>	<b>Total</b>	103,868	93,572	0	93,572	95,599	74,997	170,596	0	170,596	69,293
	FTE	1.5	1.5	0.0	1.5	1.5	1.0	2.5	0.0	2.5	1.0
	GF	0	0	0	0	0	0	0	0	0	0
	GFE	0	0	0	0	0	0	0	0	0	0
	CF	103,868	93,572	0	93,572	95,599	74,997	170,596	0	170,596	69,293
	CFE/RF	0	0	0	0	0	0	0	0	0	0
	FF	0	0	0	0	0	0	0	0	0	0

Non-Line Item Request: None  
 Letternote Revised Text for FY 2010-11: None  
 Letternote Text Requested for FY 2011-12: None  
 Cash or Federal Fund Name and COFRS Fund Number: None  
 Reappropriated Funds Source, by Department and Line Item Name: None  
 Approval by OIT? Yes:  No:  N/A:   
 Schedule 13s from Affected Departments: None

**CHANGE REQUEST for FY 2011-12 BUDGET REQUEST CYCLE**

Department:	Education
Priority Number:	DI-3
Change Request Title:	Increased Spending Authority for the GED Self-funded Program

**SELECT ONE (click on box):**

- Decision Item FY 2011-12
- Base Reduction Item FY 2011-12
- Supplemental Request FY 2010-11
- Budget Request Amendment FY 2011-12

**SELECT ONE (click on box):**

Supplemental or Budget Request Amendment Criterion:

- Not a Supplemental or Budget Request Amendment
- An emergency
- A technical error which has a substantial effect on the operation of the program
- New data resulting in substantial changes in funding needs
- Unforeseen contingency such as a significant workload change

Short Summary of Request:

The State's General Education Development (GED) program is requesting an increase of \$74,997 cash funds spending authority and 1.0 FTE for FY 2011-12 and \$69,293 and 1.0 FTE for FY 2012-13. This request is necessary due to significant growth in the size of the program statewide (50%) since fiscal year 2007-08. This increase is necessary to meet the growing demand for services, support, and program legal and regulatory requirements.

For FY 2011-12, this amount is comprised of \$46,670 Personal Services cost for two 0.5 FTE, operating costs of \$17,327, \$10,000 for establishment of a new monitoring strategy and \$1,000 for a printer. This request increases the base FY 2011-12 cash funds spending authority of \$93,572 to \$168,569 in the General Department Program Administration line.

The revenues supporting this request are cash funds from fees generated by client document reproduction requests and test center fees. This request has no General Fund impact. Cash funds received in prior years and expected in the current and future years are sufficient to fund this request.

The existing spending authority is not commensurate with the requirements of the Department's agreement with General Education Development Testing Service (GEDTS), a division of the American Council on Education. (See attachment 2 "GED Testing Program Jurisdictional Memorandum of Understanding").

The number of testing centers increased statewide from 36 to 54 (50%) between 2007 and the current year, while the total spending authority (with POTS) has increased from \$102,973 to \$103,441 (less than 0.5%) creating a gap in the ability to meet the Memorandum requirements, and jeopardizing Colorado's ability to fulfill its service obligations to the centers, and those seeking diplomas for employment, or enrollment in higher education courses and technical and trade programs.

Fiscal Year	Appropriation		
	FTE	Direct Appropriation	With POTS
FY 2006-07	1.5	\$93,128	\$102,973
FY 2007-08	1.5	\$94,604	\$104,913
FY 2008-09	1.5	\$98,109	\$109,329
FY 2009-10	1.5	\$92,134	\$103,869
FY 2010-11	1.5	\$93,572	\$103,441
FY 2011-12 Request	2.5	\$168,569	\$190,353

GED revenues are generated from three sources:

- 1) A \$1 fee from testing centers for every test administered.
- 2) A Document Duplication fee of \$15 for a diploma or a transcript from the client, when requested
- 3) A \$5 Age Verification fee from the client, when necessary

GED revenues for FY 2010-11 and FY 2011-12 are projected in the following table:

Fiscal Year	Tests Administered	Documents Duplicated	Revenues			
			Testing Center Fees	Document Duplication Fees	Age Verification Fees	Total Revenues
FY 2010-11	71,125	7,500	\$71,125	\$112,500	\$0	\$183,625
FY 2011-12 Request	72,000	8,000	\$72,000	\$120,000	\$0	\$192,000

As can be seen by the information above, revenues are expected to exceed expenditures even with the additional spending authority proposed in this decision item.

General Description of Request:

The General Education Development (GED) program is housed in the Department of Education. It oversees 54 testing centers, and 102 addendum sites (“branch” facilities that report to a central host). Fifteen (15) full-service test centers have been added in the last 18 months.

Colorado’s General Education Development program operated with state General Funds beginning with its original contract with the American Council on Education, the title-holder of the program, in 1946. The program received state funding until April, 2004 when the legislation determined that the program should be self sufficient by charging service fees for diplomas, and a per-test fee billed to the testing centers quarterly.

Test centers and addendum sites operate independently under the auspices of a host facility, such as a community college, non- or for-profit entity, library, or other adult education-related organization. Currently these testing centers and addendum sites have 161 certified chief examiners, plus additional staff associated with operating the centers. Proper set-up,

management, training, certification, and monitoring of the 161 chief examiners and staff of each testing site is provided by a 0.5 FTE State Administrator (remaining 0.5 is supported through Adult Education and Family Literacy Act federal funds, which violates the federal “supplement not supplant” rules. *See page 10*). Additional office support is provided from a 1.0 FTE for walk-in, mail, email, fax and phone requests (currently funded 100% from existing funds derived from fees). The current workload to support the 161 examiners at the testing centers and addendum sites will require a 0.5 administrative assistant I, included as part of this request to allow the State Administrator and consultant staff time to work in the field on monitoring and training requirements described in the Memorandum.

Since 2007, the average number of residents tested statewide increased from 14,667 to 17,203 (17%), and will nearly double since 2002 (see chart). As of June, 2010, 10,634 people had completed tests toward the diploma, which is projected to result in approximately twenty-one thousand (21,000) people seeking a diploma in this calendar year. This clearly indicates the importance of the program in poor economic conditions, and the need to fully fund the program to meet the needs of those desiring to gain employment and skills.

**Colorado Growth Data**

The number of tests reported as being taken in the testing centers since 2002.

Calendar Year	# Testing Centers*	Addendum testing sites*	# Tested
2002			11,594
2003			14,719
2004			14,962
2005			14,439
2006			14,143
2007	36	70	14,667
2008	47	84	15,930
2009	51	93	17,203
2010	54	102	21,268 estimated
* Data not available for all years			<i>Based on 10,634 as of June 30, 2010</i>

General Education Development Testing Service (GEDTS) 2008 Program Statistical Report reports the following facts related to Colorado's General Education Development candidates' reasons for taking the battery of tests.

41.3%	Looking for better employment
24.9%	Planned to enter a 2-year college
18.5%	Planned to enter a 4-year college
15.5%	Planned to enroll in a technical or trade program
13.7%	Planned to join the military
10.0%	Required by Court Order or for early release from incarceration.
8.3%	Current employer required
6.4%	Need to find employment
2.5%	Required to keep current employment

During the 2003 legislative session the General Assembly concluded that General Education Development program could be and would be self-funded by client fees, effective in FY2004. The balance of the General Funds allocation was returned to the General Fund. The appropriated yearly spending authority for FY 04 through FY 10 has not met the total dollar figure required to fully support the program's operation.

Having a fulltime state administrator with years of experience and a passion to develop and strengthen the program has resulted in new centers being opened. The test center growth is due to the increased need for the Diploma—growing high school dropouts—older individuals going back to work and large numbers of immigrants to CO—1.5 million Latinos and another 600,000 in CO are without a high school credential.

As the search for jobs becomes more difficult and competitive, employers are seeking more job candidates with higher level credentials and skills. The General Education Development diploma is one key indicator of having job related skills, resulting in a growing the need for more test centers is. This requires a dedicated investment in time and resources for application processing, inspection and training new staff-state board approval,

and oversight to assure each test center operates within the legal boundaries established in the Memorandum.

Additionally, Colorado is one of only a few states engaged in a pilot to study the comparability of paper based and computer-based testing. This testing phase will conclude in 2011, and is a prelude to transitioning to computer based testing over three years. This change will place an ever greater burden on the state administrator and staff to monitor both paper and computer testing during the pilot and transitional years. The transition will also be accompanied by more and different types of training related to getting the examiners and staff prepared to handle computer based testing.



**Comparison of General Education Development (GED) Services, Costs, and Staffing in Selected States**

	<b>Colorado FY 2009-10</b>	<b>Arkansas</b>	<b>Kentucky</b>	<b>New Jersey</b>	<b>Virginia</b>	<b>West Virginia</b>	<b>Wyoming</b>
<b>Budget</b>							
State Funding	\$0	\$230,000	\$130,000	\$385,000	\$1.9 million	\$323,792	\$114,000
Other	\$103,869 (fees)	+ salaries	+ salaries	-	-	\$419,105	-
<b># Tested Annually</b>	17,203	8,600	12,000	14,500	22,000	5,000	1,700
<b>Staff</b>							
FT	1.0 clerical	3.0	2.0	5.0	2.0	4.0	1.0
PT	0.5 administrator	2.0	2.0	1.0	.75	-	-
<b>Test Centers</b>							
Full	54	62	42	34	82	74	30
Addendum	102	25	38	47	340	34	40
<b>Cost per Test</b>	\$80-100*	No charge	\$50	\$50	\$45	No charge**	\$50-75*
<b>Fees charged***</b>	\$15.00	No charge	\$10.00	No charge	\$10.00	\$10.00	No charge
Diploma	\$15.00		\$10.00		\$5.00	\$10.00	
Transcript							

\* Fees established independently by testing centers

\*\* WV: state provides \$360,000 for test fees

\*\*\*-Fees charged are determined by the each state agency

As the table above shows, Colorado is the only state which does not provide state funding for its General Education Development program. Moreover, in states that are administering a similar number of tests, New Jersey and Virginia, for example, Colorado has fewer staff and significantly less spending authority.

This review of states similar to Colorado in size, geographic proximity, or annual testing totals indicates the differences in operational support and office staffing. While the department recognizes that there are inherent differences in the ability of states to meet the fiscal needs of all programs, approval of this request for increased spending authority would permit the program to expend fully all revenues being generated so it can continue to be competitive in its services, and avoid further reductions of in-house services or requirements for monitoring and training of test center personnel which would put Colorado at risk of violating acceptable standards for testing compliance and endanger state's authorization for services. Consequences for losing the program authorization are defined below.

Consequences if Not Funded:

Budget constraints in FY 2008-09 and 2009-10 caused a portion of the state administrator's salary and operating costs such as postage to shift to a federal funding source—Adult Education and Family Literacy Act. If operating costs continue to be paid with these Federal funds, the Department of Education may be found to be out of compliance with Federal “supplement not supplant” requirements.

The primary consequence will be sanctions imposed by the Office of Vocational Adult Education, U.S. Department of Education. This office has notified state directors that, according to Workforce Investment Act (WIA) Title II federal legislation, grantee budget dollars that have been supplanting Colorado's program in the area of salary and operational expenses are not allowed. If payroll or other ineligible operating expenditures are paid with Federal funds, the Department of Education may be out of compliance with Federal “supplement not supplant” requirements and therefore subject to sanctions. The types of sanctions that may be imposed include a reduction in the State's allocation from the federal government. Another possibility is that Colorado may be required to repay the federal government the amounts used for GED activities, and receive a reduction in its Adult Education (Title II) allocation, or be required to repay supplanted funds with state general funds.

Alternately, if the state administrator works only 0.5 FTE on program responsibilities the General Education Development program may sanction Colorado. The General Education

Development Testing Service (GEDTS) may require a state to close and discontinue its GED program, if the state is found to be out of compliance with requisite staff, and responsibilities associated with maintaining testing center and State Office integrity detailed in the Memorandum of Understanding.

Staffing issues in early 2010 resulted in reducing walk-in service hours from 8 hours to 5 hours per day. If the walk-in services are further reduced or eliminated, Colorado residents who need a General Education Development diploma, and cannot get one will be unable to do any or all of the following:

- Enter a 4-year college
- Enter a 2-year college
- Enroll in a technical or trade program
- Join the military
- Obtain employment
- Keep current employment
- Look for better employment

Further, employers, military, or higher education facilities seeking proof of completion of the General Education Development program testing as a condition of hiring or enrolling a prospective candidate will be unable to obtain such documentation in a timely and efficient manner, and thus will have to turn away potential employees / students.

Finally, without regard for sanctions or other consequences a 0.5 FTE state administrator is not adequate to administer this program. The testing centers and constituents served are not receiving the support necessary or expected of a state GED program:

- Testing centers are not receiving the technical assistance they need to properly administer testing in the State.
- Colorado is not monitoring its testing centers as required by the Memorandum of Understanding with the General Education Development Testing Service. As

noted above this puts Colorado out of compliance with the program, and subject to sanctions.

- Monitoring and training associated with the current pilot and future transition to computer based testing will be restricted and inefficient for the needs of the program.

A direct consequence of the lack of technical support due to only a 0.5 FTE administrator is that individual testing centers often do not meet and maintain established standards and testing protocols. The role of the State GED office is to provide testing centers with the information and support necessary to operate within required protocols. Without this support testing centers are out of compliance with requirements, and they are not authorized to operate. The General Education Development Testing Service requires these centers to be shut down. This has occurred within the last 18 months when one large metro area center associated with a community college was found to be out of compliance, reducing the ability of dropouts, inmates, and others in the area to take the tests.

Calculations for Request:

<b>Summary of Request FY 2011-12</b>	<b>Total Funds</b>	<b>General Fund</b>	<b>Cash Funds</b>	<b>Reappropriated Funds</b>	<b>Federal Funds</b>	<b>FTE</b>
Total Request	\$74,997	\$0	\$74,997	\$0	\$0	1.0
Personal Services	46,670	0	46,670	0	0	1.0
FTE Associated Operating Costs	5,654	0	5,654	0	0	0.0
Operating (Previously paid by AEFLA)	11,673	0	11,673	0	0	0.0
Travel Costs for Monitoring	10,000	0	10,000	0	0	0.0
IT Hardware – Printer	1,000	0	1,000	0	0	0.0

Summary of Request FY 2012-13	Total Funds	General Fund	Cash Funds	Reappropriated Funds	Federal Funds	FTE
Total Request	\$69,293	\$0	\$69,293	\$0	\$0	1.0
Personal Services	46,670	0	46,670	0	0	1.0
FTE Associated Operating Costs	950	0	950	0	0	0.0
Operating (Previously paid by AEFLA)	11,673	0	11,673	0	0	0.0
Travel Costs for Monitoring	10,000	0	10,000	0	0	0.0

Cash Funds Projections:

The GED program does not have an individual cash fund. Revenues received are deposited daily to the General Fund and expenditures are paid by the General Fund up to the amount of revenue received or spending authority appropriated.

Assumptions for Calculations:

The Personal Services and FTE Associated Operating Costs are identified in the OSPB Common Policy for FTE Requests (attached).

For the past two years, the General Education Development program state administrator worked full time on program responsibilities. However, this position is only funded 0.5 from the General Education Development program. The other 0.5 FTE is funded from the Federal program “Adult Education and Family Literacy Act” funds. This request is to bring the state administrator’s salary fully under the General Education Development program. This Personal Services amount for FY 2011-12 is \$32,495. If payroll continues to be paid with Federal funds, the Department of Education may be out of compliance with Federal “supplement not supplant” requirements.

*(General Education Development Testing Service Policies and Procedures Manual “1.1 Qualifications of the GED Administrator GED Administrators should be full-time*

employees charged with responsibility for the GED Testing Program. Each GED Administrator must have the authority to enter into contracts that pertain to the GED Testing Program on behalf of the jurisdiction”). See attached contract.

In addition to the state administrator, a 1.0 FTE in-house staff consultant now employed will have duties modified and be properly certified by the General Education Development Testing Service to provide the ability for assistance with field work, monitoring visits, and other duties. This will not increase costs because the staff is currently paid through the allocated program funds. This will allow for more effective use of staff, and results in a stronger program, with improved oversight of the testing centers and addendum sites. A future 0.5 FTE clerical assistance staff would be sought to manage the in-house operations such as walk-in traffic, phones, and diploma duplication requests.

Under current appropriations, there are no monies for any operating costs for General Education Development program after paying for 1.5 FTE. Operating costs in past years have been paid from the Federal program “Adult Education and Family Literacy Act (AEFLA)” funds. Such costs for FY 2009-10 were \$11,673. These costs included phones, supplies, printing, postage and workshop travel and registrations. This request would allow these costs to be paid by the General Education Development fund and would assure compliance with Federal “supplement not supplant” requirements.

A yearly monitoring schedule must be established to comply with the Memorandum requirement to monitor at least one fourth of all testing centers, or approximately 35-40 sites annually. The current spending authority does not provide funds for such a monitoring program and the associated costs of mileage, lodging, per diem and printing of training materials. Many of the sites have never been visited regularly as required. Cost effective means would be developed to minimize impact on budget once spending authority is increased. The Department estimates that 10 regional monitoring trips would be required annually, reaching 3-4 sites per visit. The costs associated with regional trainings and monitoring for each trip of 2-3 days are estimated to average \$1,000 for mileage, per diem, and incidental expenses.

Finally, a printer costing \$1,000 will be required to support the GED program.

Impact on Other Government Agencies: No other state agency will be impacted by this request for additional spending authority as all dollars for Colorado's GED Program are collected through fees to clients and test center fees. These fees do not significantly impact clients seeking transcripts, or take tests.

Cost Benefit Analysis: While the cost of this decision item is \$74,997, there is no cost to the State because this cost is funded through fees from clients. Further, current fees are sufficient to cover this additional spending authority. This means that fee increases will not be required to implement this decision item.

The benefits of a fully functioning and staffed General Education Development (GED) program in Colorado include:

- Providing unemployed residents and those lacking high school or equivalent transcripts an opportunity to become eligible for higher level jobs, secondary education, military service, and improved wages.
- Returning value to the State. Those completing the General Education Development tests and receiving a transcript returns value to the state through higher wages, and less reliance on state subsidies such as welfare, food stamps, and Medicare.
- Improving earning power and increasing taxes collected by the state from higher wage positions. According to CollegeInColorado, someone with less than a high school diploma earns approximately \$19,000/yr, compared one with, who earns over \$10,000 more per year. The average college degreed worker is paid more than \$54,000 per year.
- Proper management and monitoring of computer based testing, and related training during the three year transition period.
- Reducing unemployment. In 2006, 8% of those with less than a high school diploma were unemployed; this dropped to 4% among those with some college but no degree, and 3% for those with an associate's degree.
- Increasing test scores of K-12 students. According to research by the department of education, students in families where the parent has some education after high school

had reading NAEP scores of 275, compared to 245 I families where the parent did not finish high school.

- Maintaining compliance with Federal “supplement not supplant” requirements related to operating costs of \$11,673.
- Maintaining compliance with Federal “supplement not supplant” requirements related to payroll cost of \$46,670.

Statutory and Federal Authority:

22-33-104.7 C.R.S, Eligibility for the general educational development tests. Any child sixteen years of age who submits written evidence of a need to take the GED to be eligible for an educational or vocational program shall be eligible to sit for the GED after complying with all statutory and regulatory requirements in regard to GED testing.

General Education Diploma Testing Service (GEDTS) administered by the American Council on Education, identified all regulations necessary for the operation of a state GED program. Should any of these regulations not be met, the (CDE) state administrator has the authority to temporarily or permanently suspend the operations of the site until the regulations have been met. The Department’s annual contract with GEDTS that authorizes the establishment of State GED testing centers also states that GEDTS has the authority to close Colorado’s testing centers for violations of their policies and procedures which also include the state’s program.

Workforce Investment Act of 1998  
Title II--Adult Education and Literacy  
Chapter 4--General Provisions  
Sec. 241. Administrative Provisions

(a) Supplement Not Supplant.--Funds made available for adult education and literacy activities under this subtitle shall supplement and not supplant other State or local public funds expended for adult education and literacy activities.

(b) Maintenance of Effort.—

(1) In general.—



(A) Determination.--An eligible agency may receive funds under this subtitle for any fiscal year if the Secretary finds that the fiscal effort per student or the aggregate expenditures of such eligible agency for adult education and literacy activities, in the second preceding fiscal year, was not less than 90 percent of the fiscal effort per student or the aggregate expenditures of such eligible agency for adult education and literacy activities, in the third preceding fiscal year.

(B) Proportionate reduction.--Subject to paragraphs (2), (3), and (4), for any fiscal year with respect to which the Secretary determines under subparagraph (A) that the fiscal effort or the aggregate expenditures of an eligible agency for the preceding program year were less than such effort or expenditures for the second preceding program year, the Secretary—

(i) shall determine the percentage decreases in such effort or in such expenditures; and  
(ii) shall decrease the payment made under this subtitle for such program year to the agency for adult education and literacy activities by the lesser of such percentages.

(2) Computation.--In computing the fiscal effort and aggregate expenditures under paragraph (1), the Secretary shall exclude capital expenditures and special one-time project costs.

(3) Decrease in federal support.--If the amount made available for adult education and literacy activities under this subtitle for a fiscal year is less than the amount made available for adult education and literacy activities under this subtitle for the preceding fiscal year, then the fiscal effort per student and the aggregate expenditures of an eligible agency required in order to avoid a reduction under paragraph (1)(B) shall be decreased by the same percentage as the percentage decrease in the amount so made available.

*(GEDTS Policies and Procedures Manual “1.1 Qualifications of the GED Administrator GED Administrators should be full-time employees charged with responsibility for the GED Testing Program. Each GED Administrator must have the authority to enter into contracts that pertain to the GED Testing Program on behalf of the jurisdiction”).*

*(GEDTS Policies and Procedures Manual “GED Testing Program Policies The GED Testing Service has the authority to suspend GED Testing Program operations in a jurisdiction, disestablish the jurisdictional GED Testing Program, or close local testing*

centers temporarily or permanently if violations of the annual contract are not readily resolved”).

Performance Measures:

. **Employment** – Students will enter unsubsidized employment

Performance Measure	Outcome	2008 Actual	2009 Actual	2010 Appropriated	2011 Request
Percent of adults that received adult basic education training and entered unsubsidized employment	Benchmark	57%	40%	40%	40%
	Actual	26%			

**Attachment 1):  
State Administrators responsibilities agreements**



July 21, 2010

To Whom It May Concern:

The GED Administrator for a jurisdiction has overall authority and responsibility to manage the testing program in the common interests of the jurisdiction, the national GED testing service, and test-takers. GED Administrators fulfill a vital function in providing testing to nearly three quarters of a million candidates annually.

The person tasked with managing the GED testing program in each jurisdiction has substantial responsibilities in a number of areas, among them to:

- ❖ ensure that the testing program is administered in conformity with GED Testing Service policies and procedures,
- ❖ plan and implement regular and consistent on-site inspections and monitoring of test centers and addendum sites,
- ❖ be active and visible to examiner staff throughout the jurisdiction and ensure proper administration of the tests and the testing program,
- ❖ contract with an approved scoring service,
- ❖ conduct outreach on behalf of the testing program within the jurisdiction and cooperating with national outreach plans and goals,
- ❖ provide training and staff development for Examiner and Chief Examiner staff as needed,

- ❖ carefully carry out all duties recommended by policy or advisable in his/her professional judgment to ensure test security,
- ❖ manage the processes of providing transcripts, score reports, verifications, and state credentials so that test-takers and entities with whom test-takers need to share results are served in a timely manner.

Standards of customer service, particularly for test-takers who are undertaking an endeavor of significant consequence for their future opportunities, should be a high priority. Test-takers should be able to easily access information about:

- ❖ when and where they can test,
- ❖ how to request accommodations if needed, and
- ❖ how and where to register and make payment for testing.

They should be able to access testing at a convenient time and place and for a reasonable test fee. They should experience an orderly and well-conducted testing session, in a setting comfortable for testing, and should expect to receive test results in a timely fashion. A jurisdiction's GED testing program should be staffed appropriately to ensure this level of customer service, as well as ensuring compliance with policies and procedures designed for test security and integrity.

We appreciate the progress Colorado has made in the past 2 years in bringing the testing program into better compliance with GEDTS Policies and Procedures, and want to continue building a partnership with Colorado that will advance the testing program in the jurisdiction to a strong and admirable level. Some serious concerns and issues have been successfully addressed in Colorado, and we look forward to continued improvements in how Colorado test-takers are served.

Thank you,  
Martha J. Bozman  
Director, Partner Outreach

Attachment 2): State Jurisdictional Memorandum of Understanding

GED® Testing Program  
Jurisdictional Memorandum of Understanding

This is a Memorandum of Understanding (MOU) between the General Educational Development (GED) Testing Service of the American Council on Education® and Colorado Department of Education (the agency responsible for overseeing the GED testing program) in the State/Province/Territory of Colorado 01/01/2010 to 12/31/2010. The GED Testing Service (GEDTS) is the sole provider of the Tests of General Educational Development (GED Tests).

This MOU outlines the duties and responsibilities of the state/provincial/territorial agency and the duties and responsibilities of GEDTS. No changes to this MOU can be made unless all parties agree in writing.

- I. The Chief Administrative Officer of the jurisdictional authority/agency that oversees the GED testing program shall appoint a GED administrator from within the agency that has the responsibility of overseeing the GED testing program.
- II. The GED Administrator shall be responsible for full and complete administrative oversight of the GED testing program and shall:
  - a. Approve and forward to GEDTS all GED Examiner appointments using GED AccessPoint;
  - b. Facilitate the establishment and closure of all official testing centers and sites within jurisdiction;
  - c. Ensure that all GED Tests administered under the authority of the jurisdiction are scored only by a GEDTS-approved and certified testing service;
  - d. Review and approve all GED annual contracts with Official GED Testing Centers;
  - e. Monitor at least one fourth of all testing centers each year. Monitor all centers over a four-year period; (This may include site visits or desk audits);
  - f. Provide annual training for all Chief GED Examiners aligned with GEDTS policies and procedures and examiner needs;
  - g. Investigate and report immediately to GEDTS any testing or scoring irregularities that threaten the integrity of the GED testing program;
  - h. Investigate and report immediately to GEDTS any issues that may or do result in a compromise of testing materials;
  - i. Monitor the testing centers' return of testing materials to GEDTS and report problems to GEDTS;
  - j. Comply with logo, trademark, and usage guidelines outlined in the GEDTS Style Guide and Graphic Standards;
  - k. Cooperate with requests for information from GEDTS;
  - l. Manage issuance of score reports and GED credentials consistent with GEDTS and jurisdictional policies; and
  - m. Attend annual GED Administrators conference or ensure that a suitable designee attends.
- III. As the Chief Administrative Officer, I shall be responsible for ensuring that this jurisdictional GED testing program complies with all GEDTS policies and procedures described in the GED Testing Program Manual.

SIGNED [Signature] Phone Number 303-844-6000 Date NOV 2010  
 Agency's Chief Administrative Officer


Name Robert Morrison Title APRIL MANNING - ADMINISTRATION

IV. As the jurisdictional GED Administrator, I shall be responsible for ensuring the integrity of the GED testing program and will abide by all policies and procedures described in the GED Testing Program Manual.

SIGNED [Signature] Phone Number 303-844-6857 Date 11/19/2010  
 GED Administrator

V. As the GEDTS Executive Director, I shall be responsible for ensuring that training, consultation, and support are regularly provided and available.

SIGNED [Signature] Phone Number 202/639-9490 Date 11/20/2009  
 GEDTS Executive Director



**Schedule 13**  
**Change Request for FY 2011-12 Budget Request Cycle**

Decision Item FY 2011-12	Base Reduction Item FY 2011-12	Supplemental FY 2010-11	Budget Amendment FY 2011-12
Request Title: 2% Across The Board Personal Services Reduction			
Department: Education	Dept. Approval by: <i>John R. Harris</i>		Date: 10/1/10
Priority Number: NP	OSPB Approval: <i>fn uz</i>		Date: 10-20-10

	Fund	1	2	3	4	5	6	7	8	9	10
		Prior-Year Actual FY 2009-10	Appropriation FY 2010-11	Supplemental Request FY 2010-11	Total Revised Request FY 2010-11	Base Request FY 2011-12	Decision/ Base Reduction FY 2011-12	November 1 Request FY 2011-12	Budget Amendment FY 2011-12	Total Revised Request FY 2011-12	Change from Base (Column 5) FY 2012-13
<b>Total of All Line Items</b>	<b>Total</b>	224,951,479	193,622,922	0	193,622,922	193,968,166	(261,696)	193,706,470	0	193,706,470	0
	FTE	222.2	244.5	0.0	244.5	244.5	0.0	244.5	0.0	244.5	0.0
	GF	65,974,451	62,856,096	0	62,856,096	63,249,213	(261,696)	62,987,517	0	62,987,517	0
	GFE	0	0	0	0	0	0	0	0	0	0
	CF	17,994,600	18,676,767	0	18,676,767	18,679,571	0	18,679,571	0	18,679,571	0
	CFE/RF	2,868,390	3,547,601	0	3,547,601	3,484,027	0	3,484,027	0	3,484,027	0
	FF	138,114,038	108,542,458	0	108,542,458	108,555,355	0	108,555,355	0	108,555,355	0
<b>(1) Management and Administration,</b>	<b>Total</b>	268,523	287,257	0	287,257	290,111	(3,160)	286,951	0	286,951	0
<b>(A) Administration and Centrally-Appropriated Line Items, State Board of Education</b>	FTE	2.0	2.0	0.0	2.0	2.0	0.0	2.0	0.0	2.0	0.0
	GF	268,523	287,257	0	287,257	290,111	(3,160)	286,951	0	286,951	0
	GFE	0	0	0	0	0	0	0	0	0	0
	CF	0	0	0	0	0	0	0	0	0	0
	CFE/RF	0	0	0	0	0	0	0	0	0	0
	FF	0	0	0	0	0	0	0	0	0	0
<b>(1) Management And Administration,</b>	<b>Total</b>	3,739,547	3,728,582	0	3,728,582	3,798,547	(39,779)	3,758,768	0	3,758,768	0
<b>(A) Administration and Centrally-Appropriated Line Items, General Department and Program Administration</b>	FTE	35.2	48.0	0.0	48.0	48.0	0.0	48.0	0.0	48.0	0.0
	GF	2,192,204	2,112,245	0	2,112,245	2,158,423	(39,779)	2,118,644	0	2,118,644	0
	GFE	0	0	0	0	0	0	0	0	0	0
	CF	103,868	93,572	0	93,572	95,599	0	95,599	0	95,599	0
	CFE/RF	1,443,475	1,522,765	0	1,522,765	1,544,525	0	1,544,525	0	1,544,525	0
	FF	0	0	0	0	0	0	0	0	0	0
<b>(1) Management And Administration,</b>	<b>Total</b>	955,893	1,459,861	0	1,459,861	1,477,012	(16,574)	1,460,438	0	1,460,438	0
<b>(B) Information Technology, Information Technology Services</b>	FTE	9.8	17.0	0.0	17.0	17.0	0.0	17.0	0.0	17.0	0.0
	GF	917,890	832,715	0	832,715	849,866	(16,574)	833,292	0	833,292	0
	GFE	0	0	0	0	0	0	0	0	0	0
	CF	0	0	0	0	0	0	0	0	0	0
	CFE/RF	38,003	627,146	0	627,146	627,146	0	627,146	0	627,146	0
	FF	0	0	0	0	0	0	0	0	0	0

**Schedule 13**  
**Change Request for FY 2011-12 Budget Request Cycle**

Decision Item FY 2011-12  Base Reduction Item FY 2011-12  Supplemental FY 2010-11  Budget Amendment FY 2011-12

Request Title: 2% Across The Board Personal Services Reduction  
 Department: Education Dept. Approval by: Date: 10/1/10  
 Priority Number: NP 1 OSPB Approval: Date:

	Fund	1	2	3	4	5	6	7	8	9	10
		Prior-Year Actual FY 2009-10	Appropriation FY 2010-11	Supplemental Request FY 2010-11	Total Revised Request FY 2010-11	Base Request FY 2011-12	Decision/ Base Reduction FY 2011-12	November 1 Request FY 2011-12	Budget Amendment FY 2011-12	Total Revised Request FY 2011-12	Change from Base (Column 5) FY 2012-13
(1) Management And Administration, (B) Information Technology, School Accountability Reports and State Data Reporting System	Total	1,328,403	1,292,172	0	1,292,172	1,300,244	(12,922)	1,287,322	0	1,287,322	0
	FTE	6.0	6.0	0.0	6.0	6.0	0.0	6.0	0.0	6.0	0.0
	GF	1,328,403	1,292,172	0	1,292,172	1,300,244	(12,922)	1,287,322	0	1,287,322	0
	GFE	0	0	0	0	0	0	0	0	0	0
	CF	0	0	0	0	0	0	0	0	0	0
	CFE/RF	0	0	0	0	0	0	0	0	0	0
	FF	0	0	0	0	0	0	0	0	0	0
(1) Management And Administration, (C) Assessments and Data Analyses, Longitudinal Analyses of Student Assessment Results	Total	281,018	288,489	0	288,489	292,820	(5,155)	287,665	0	287,665	0
	FTE	3.0	3.0	0.0	3.0	3.0	0.0	3.0	0.0	3.0	0.0
	GF	281,018	288,489	0	288,489	292,820	(5,155)	287,665	0	287,665	0
	GFE	0	0	0	0	0	0	0	0	0	0
	CF	0	0	0	0	0	0	0	0	0	0
	CFE/RF	0	0	0	0	0	0	0	0	0	0
	FF	0	0	0	0	0	0	0	0	0	0
(2) Assistance to Public Schools, (B) Categorical Programs, (II) Other Categorical Programs, Public School Transportation	Total	51,277,614	49,991,821	0	49,991,821	49,995,179	(3,179)	49,992,000	0	49,992,000	0
	FTE	2.0	2.0	0.0	2.0	2.0	0.0	2.0	0.0	2.0	0.0
	GF	38,540,204	36,922,227	0	36,922,227	36,925,585	(3,179)	36,922,406	0	36,922,406	0
	GFE	0	0	0	0	0	0	0	0	0	0
	CF	12,737,410	13,069,594	0	13,069,594	13,069,594	0	13,069,594	0	13,069,594	0
	CFE/RF	0	0	0	0	0	0	0	0	0	0
	FF	0	0	0	0	0	0	0	0	0	0
(2) Assistance to Public Schools, (B) Categorical Programs, (II) Other Categorical Programs, Special Education Programs for Gifted and Talented Children	Total	8,988,280	9,059,625	0	9,059,625	9,059,625	(500)	9,059,125	0	9,059,125	0
	FTE	0.0	0.5	0.0	0.5	0.5	0.0	0.5	0.0	0.5	0.0
	GF	5,485,160	5,500,000	0	5,500,000	5,500,000	(500)	5,499,500	0	5,499,500	0
	GFE	0	0	0	0	0	0	0	0	0	0
	CF	3,503,120	3,559,625	0	3,559,625	3,559,625	0	3,559,625	0	3,559,625	0
	CFE/RF	0	0	0	0	0	0	0	0	0	0
	FF	0	0	0	0	0	0	0	0	0	0

**Schedule 13**  
**Change Request for FY 2011-12 Budget Request Cycle**

Decision Item FY 2011-12  Base Reduction Item FY 2011-12  Supplemental FY 2010-11  Budget Amendment FY 2011-12

Request Title: 2% Across The Board Personal Services Reduction  
 Department: Education Dept. Approval by: \_\_\_\_\_ Date: 10/1/10  
 Priority Number: NP OSPB Approval: \_\_\_\_\_ Date: \_\_\_\_\_

	Fund	1	2	3	4	5	6	7	8	9	10
		Prior-Year Actual FY 2009-10	Appropriation FY 2010-11	Supplemental Request FY 2010-11	Total Revised Request FY 2010-11	Base Request FY 2011-12	Decision/ Base Reduction FY 2011-12	November 1 Request FY 2011-12	Budget Amendment FY 2011-12	Total Revised Request FY 2011-12	Change from Base (Column 5) FY 2012-13
(2) Assistance to Public Schools,	Total	7,325,776	7,493,560	0	7,493,560	7,495,573	(2,872)	7,492,701	0	7,492,701	0
(B) Categorical Programs, (H) Other	FTE	1.8	1.0	0.0	1.0	1.0	0.0	1.0	0.0	1.0	0.0
Categorical Programs, Expelled and At-risk	GF	5,771,023	5,788,807	0	5,788,807	5,790,820	(2,872)	5,787,948	0	5,787,948	0
Student Services Grant Program	GFE	0	0	0	0	0	0	0	0	0	0
	CF	1,554,753	1,704,753	0	1,704,753	1,704,753	0	1,704,753	0	1,704,753	0
	CFE/RF	0	0	0	0	0	0	0	0	0	0
	FF	0	0	0	0	0	0	0	0	0	0
(2) Assistance To Public Schools, (C) Grant Programs, and Other	Total	138,197,147	108,624,965	0	108,624,965	108,639,751	(1,632)	108,638,119	0	108,638,119	0
Distributions, and Other Assistance, Federal Nutrition Programs	FTE	0.9	0.9	0.0	0.9	0.9	0.0	0.9	0.0	0.9	0.0
	GF	83,109	82,507	0	82,507	84,396	(1,632)	82,764	0	82,764	0
	GFE	0	0	0	0	0	0	0	0	0	0
	CF	0	0	0	0	0	0	0	0	0	0
	CFE/RF	0	0	0	0	0	0	0	0	0	0
	FF	138,114,038	108,542,458	0	108,542,458	108,555,355	0	108,555,355	0	108,555,355	0
(3) Library Programs, Administration	Total	939,359	996,653	0	996,653	1,013,690	(14,020)	999,670	0	999,670	0
	FTE	12.8	12.8	0.0	12.8	12.8	0.0	12.8	0.0	12.8	0.0
	GF	843,910	747,430	0	747,430	763,690	(14,020)	749,670	0	749,670	0
	GFE	0	0	0	0	0	0	0	0	0	0
	CF	95,449	249,223	0	249,223	250,000	0	250,000	0	250,000	0
	CFE/RF	0	0	0	0	0	0	0	0	0	0
	FF	0	0	0	0	0	0	0	0	0	0



**Schedule 13**  
**Change Request for FY 2011-12 Budget Request Cycle**

Decision Item FY 2011-12  Base Reduction Item FY 2011-12  Supplemental FY 2010-11  Budget Amendment FY 2011-12

Request Title: 2% Across The Board Personal Services Reduction  
 Department: Education Dept. Approval by: Date: 10/1/10  
 Priority Number: NP OSPB Approval: Date:

	Fund	1	2	3	4	5	6	7	8	9	10
		Prior-Year Actual FY 2009-10	Appropriation FY 2010-11	Supplemental Request FY 2010-11	Total Revised Request FY 2010-11	Base Request FY 2011-12	Decision/ Base Reduction FY 2011-12	November 1 Request FY 2011-12	Budget Amendment FY 2011-12	Total Revised Request FY 2011-12	Change from Base (Column 5) FY 2012-13
(4) School For The Deaf And The Blind, School Operations, Personal Services (A)	Total	10,376,417	9,231,831	0	9,231,831	9,420,415	(146,367)	9,274,048	0	9,274,048	0
	FTE	138.7	141.3	0.0	141.3	141.3	0.0	141.3	0.0	141.3	0.0
	GF	8,989,505	7,834,141	0	7,834,141	8,108,059	(146,367)	7,961,692	0	7,961,692	0
	GFE	0	0	0	0	0	0	0	0	0	0
	CF	0	0	0	0	0	0	0	0	0	0
	CFE/RF	1,386,912	1,397,690	0	1,397,690	1,312,356	0	1,312,356	0	1,312,356	0
FF	0	0	0	0	0	0	0	0	0	0	
(4) School For The Deaf And The Blind, School Operations, Early Intervention Services (A)	Total	1,273,502	1,168,106	0	1,168,106	1,185,199	(15,536)	1,169,663	0	1,169,663	0
	FTE	10.0	10.0	0.0	10.0	10.0	0.0	10.0	0.0	10.0	0.0
	GF	1,273,502	1,168,106	0	1,168,106	1,185,199	(15,536)	1,169,663	0	1,169,663	0
	GFE	0	0	0	0	0	0	0	0	0	0
	CF	0	0	0	0	0	0	0	0	0	0
	CFE/RF	0	0	0	0	0	0	0	0	0	0
FF	0	0	0	0	0	0	0	0	0	0	

Non-Line Item Request: None  
 Letternote Revised Text for FY 2010-11: None  
 Letternote Text Requested for FY 2011-12: None  
 Cash or Federal Fund Name and COFRS Fund Number: None  
 Reappropriated Funds Source, by Department and Line Item Name: None  
 Approval by OIT? Yes:  No:  N/A:   
 Schedule 13s from Affected Departments: None

**Schedule 13**  
**Change Request for FY 2011-12 Budget Request Cycle**

Decision Item FY 2011-12  Base Reduction Item FY 2011-12  Supplemental FY 2010-11  Budget Amendment FY 2011-12

Request Title: Statewide PERA Adjustment  
 Department: Education  
 Priority Number:  
 Dept. Approval by: *[Signature]*  
 OSPB Approval: *[Signature]*  
 Date: 9/22/10  
 Date: 10-15-10

		1	2	3	4	5	6	7	8	9	10
Fund		Prior-Year Actual FY 2009-10	Appropriation FY 2010-11	Supplemental Request FY 2010-11	Total Revised Request FY 2010-11	Base Request FY 2011-12	Decision/ Base Reduction FY 2011-12	November 1 Request FY 2011-12	Budget Amendment FY 2011-12	Total Revised Request FY 2011-12	Change from Base (Column 5) FY 2012-13
<b>Total of All Line Items</b>	<b>Total</b>	783,564,772	788,250,272	0	788,250,272	833,361,879	(786,246)	833,361,879	0	832,575,633	0
	FTE	493.8	542.0	0.0	542.0	541.0	0.0	541.0	0.0	541.0	0.0
	GF	135,666,349	132,330,041	0	132,330,041	132,723,158	(318,823)	132,723,158	0	132,404,335	0
	GFE	0	0	0	0	0	0	0	0	0	0
	CF	110,643,251	116,100,661	0	116,100,661	116,170,676	(71,025)	116,170,676	0	116,099,651	0
	CFE/RF	13,074,212	19,041,247	0	19,041,247	18,819,559	(111,527)	18,819,559	0	18,708,032	0
	FF	524,180,960	520,778,323	0	520,778,323	565,648,486	(284,871)	565,648,486	0	565,363,615	0
<b>(1) Management and Administration, (A) Administration and Centrally-Appropriated Line Items, State Board of Education</b>	<b>Total</b>	267,099	287,257	0	287,257	290,111	(3,281)	290,111	0	286,830	0
	FTE	2.0	2.0	0.0	2.0	2.0	0.0	2.0	0.0	2.0	0.0
	GF	267,099	287,257	0	287,257	290,111	(3,281)	290,111	0	286,830	0
	GFE	0	0	0	0	0	0	0	0	0	0
	CF	0	0	0	0	0	0	0	0	0	0
	CFE/RF	0	0	0	0	0	0	0	0	0	0
	FF	0	0	0	0	0	0	0	0	0	0
<b>(1) Management and Administration, (A) Administration and Centrally-Appropriated Line Items, General Department and Program Administration</b>	<b>Total</b>	3,765,214	3,728,582	0	3,728,582	3,798,547	(67,991)	3,798,547	0	3,730,556	0
	FTE	35.2	48.0	0.0	48.0	48.0	0.0	48.0	0.0	48.0	0.0
	GF	2,319,987	2,112,245	0	2,112,245	2,158,423	(41,762)	2,158,423	0	2,116,661	0
	GFE	0	0	0	0	0	0	0	0	0	0
	CF	103,868	93,572	0	93,572	95,599	(1,557)	95,599	0	94,042	0
	CFE/RF	1,341,359	1,522,765	0	1,522,765	1,544,525	(24,672)	1,544,525	0	1,519,853	0
	FF	0	0	0	0	0	0	0	0	0	0
<b>(1) Management and Administration, (A) Administration and Centrally-Appropriated Line Items, Office of Professional Services</b>	<b>Total</b>	1,911,654	1,860,700	0	1,860,700	1,886,967	(27,100)	1,886,967	0	1,859,867	0
	FTE	22.2	23.0	0.0	23.0	23.0	0.0	23.0	0.0	23.0	0.0
	GF	0	0	0	0	0	0	0	0	0	0
	GFE	0	0	0	0	0	0	0	0	0	0
	CF	1,911,654	1,860,700	0	1,860,700	1,886,967	(27,100)	1,886,967	0	1,859,867	0
	CFE/RF	0	0	0	0	0	0	0	0	0	0
	FF	0	0	0	0	0	0	0	0	0	0

**Schedule 13**  
**Change Request for FY 2011-12 Budget Request Cycle**

Decision Item FY 2011-12  Base Reduction Item FY 2011-12  Supplemental FY 2010-11  Budget Amendment FY 2011-12

Request Title: Statewide PERA Adjustment  
 Department: Education Dept. Approval by: Date: 9/22/10  
 Priority Number: OSPB Approval: Date:

	Fund	1	2	3	4	5	6	7	8	9	10
		Prior-Year Actual FY 2009-10	Appropriation FY 2010-11	Supplemental Request FY 2010-11	Total Revised Request FY 2010-11	Base Request FY 2011-12	Decision/ Base Reduction FY 2011-12	November 1 Request FY 2011-12	Budget Amendment FY 2011-12	Total Revised Request FY 2011-12	Change from Base (Column 5) FY 2012-13
(1) Management and Administration,	Total	238,574	371,720	0	371,720	376,817	(3,200)	373,617	0	373,617	0
(A) Administration and Centrally-Appropriated Line Items, Division of On-line Learning	FTE	2.5	3.5	0.0	3.5	3.5	0.0	3.5	0.0	3.5	0.0
	GF	0	0	0	0	0	0	0	0	0	0
	GFE	0	0	0	0	0	0	0	0	0	0
	CF	238,574	371,720	0	371,720	376,817	(3,200)	373,617	0	373,617	0
	CFE/RF	0	0	0	0	0	0	0	0	0	0
	FF	0	0	0	0	0	0	0	0	0	0
(1) Management and Administration,	Total	976,898	1,459,861	0	1,459,861	1,477,012	(16,996)	1,460,016	0	1,460,016	0
(B) Information Technology, Information Technology Services	FTE	9.8	17.0	0.0	17.0	17.0	0.0	17.0	0.0	17.0	0.0
	GF	938,895	832,715	0	832,715	849,866	(16,996)	832,870	0	832,870	0
	GFE	0	0	0	0	0	0	0	0	0	0
	CF	0	0	0	0	0	0	0	0	0	0
	CFE/RF	38,003	627,146	0	627,146	627,146	0	627,146	0	627,146	0
	FF	0	0	0	0	0	0	0	0	0	0
(1) Management and Administration,	Total	1,382,200	1,292,172	0	1,292,172	1,300,244	(13,393)	1,286,851	0	1,286,851	0
(B) Information Technology, School Accountability Reports and State Data Reporting System	FTE	6.5	6.0	0.0	6.0	6.0	0.0	6.0	0.0	6.0	0.0
	GF	1,382,200	1,292,172	0	1,292,172	1,300,244	(13,393)	1,286,851	0	1,286,851	0
	GFE	0	0	0	0	0	0	0	0	0	0
	CF	0	0	0	0	0	0	0	0	0	0
	CFE/RF	0	0	0	0	0	0	0	0	0	0
	FF	0	0	0	0	0	0	0	0	0	0
(1) Management and Administration,	Total	21,422,184	21,689,344	0	21,689,344	21,716,033	(25,372)	21,690,661	0	21,690,661	0
(C) Assessments and Data Analyses, Colorado Student Assessment Program	FTE	14.9	11.8	0.0	11.8	11.8	0.0	11.8	0.0	11.8	0.0
	GF	0	0	0	0	0	0	0	0	0	0
	GFE	0	0	0	0	0	0	0	0	0	0
	CF	15,717,448	15,756,521	0	15,756,521	15,764,724	(5,993)	15,758,731	0	15,758,731	0
	CFE/RF	0	0	0	0	0	0	0	0	0	0
	FF	5,704,736	5,932,823	0	5,932,823	5,951,309	(19,379)	5,931,930	0	5,931,930	0
(1) Management and Administration,	Total	281,502	288,489	0	288,489	292,820	(5,405)	287,415	0	287,415	0
(C) Assessments and Data Analyses, Longitudinal Analyses of Student Assessment Results	FTE	2.9	3.0	0.0	3.0	3.0	0.0	3.0	0.0	3.0	0.0
	GF	281,502	288,489	0	288,489	292,820	(5,405)	287,415	0	287,415	0
	GFE	0	0	0	0	0	0	0	0	0	0
	CF	0	0	0	0	0	0	0	0	0	0
	CFE/RF	0	0	0	0	0	0	0	0	0	0
	FF	0	0	0	0	0	0	0	0	0	0

**Schedule 13**  
**Change Request for FY 2011-12 Budget Request Cycle**

Decision Item FY 2011-12  Base Reduction Item FY 2011-12  Supplemental FY 2010-11  Budget Amendment FY 2011-12

Request Title: Statewide PERA Adjustment  
 Department: Education Dept. Approval by: Date: 9/22/10  
 Priority Number: OSPB Approval: Date:

	Fund	1	2	3	4	5	6	7	8	9	10
		Prior-Year Actual FY 2009-10	Appropriation FY 2010-11	Supplemental Request FY 2010-11	Total Revised Request FY 2010-11	Base Request FY 2011-12	Decision/ Base Reduction FY 2011-12	November 1 Request FY 2011-12	Budget Amendment FY 2011-12	Total Revised Request FY 2011-12	Change from Base (Column 5) FY 2012-13
(1) Management and Administration, (C) Assessments and Data Analyses, Preschool to Postsecondary Education Alignment	Total	716,891	569,332	0	569,332	573,707	(4,509)	569,198	0	569,198	0
	FTE	2.7	5.0	0.0	5.0	5.0	0.0	5.0	0.0	5.0	0.0
	GF	0	0	0	0	0	0	0	0	0	0
	GFE	0	0	0	0	0	0	0	0	0	0
	CF	716,891	569,332	0	569,332	573,707	(4,509)	569,198	0	569,198	0
	CFE/RF	0	0	0	0	0	0	0	0	0	0
FF	0	0	0	0	0	0	0	0	0	0	
(1) Management and Administration, (D) State Charter School Institute, State Charter School Institute Administration, Oversight, and Management	Total	1,692,911	1,736,338	0	1,736,338	1,753,052	(26,573)	1,726,479	0	1,726,479	0
	FTE	12.5	17.5	0.0	17.5	17.5	0.0	17.5	0.0	17.5	0.0
	GF	0	0	0	0	0	0	0	0	0	0
	GFE	0	0	0	0	0	0	0	0	0	0
	CF	0	0	0	0	0	0	0	0	0	0
	CFE/RF	1,692,911	1,736,338	0	1,736,338	1,753,052	(26,573)	1,726,479	0	1,726,479	0
FF	0	0	0	0	0	0	0	0	0	0	
(1) Management and Administration, (D) State Charter School Institute, Transfer of Federal Moneys to Institute Charter Schools	Total	5,729,547	5,192,754	0	5,192,754	5,200,000	(7,830)	5,192,170	0	5,192,170	0
	FTE	4.0	6.0	0.0	6.0	6.0	0.0	6.0	0.0	6.0	0.0
	GF	0	0	0	0	0	0	0	0	0	0
	GFE	0	0	0	0	0	0	0	0	0	0
	CF	0	0	0	0	0	0	0	0	0	0
	CFE/RF	5,729,547	5,192,754	0	5,192,754	5,200,000	(7,830)	5,192,170	0	5,192,170	0
FF	0	0	0	0	0	0	0	0	0	0	
(1) Management and Administration, (D) State Charter School Institute, Department Implementation of Section 22-30.5-501 et seq., C.R.S.	Total	250,747	202,842	0	202,842	210,014	(5,155)	204,859	0	204,859	0
	FTE	2.8	2.6	0.0	2.6	2.6	0.0	2.6	0.0	2.6	0.0
	GF	0	0	0	0	0	0	0	0	0	0
	GFE	0	0	0	0	0	0	0	0	0	0
	CF	0	0	0	0	0	0	0	0	0	0
	CFE/RF	250,747	202,842	0	202,842	210,014	(5,155)	204,859	0	204,859	0
FF	0	0	0	0	0	0	0	0	0	0	

**Schedule 13**  
**Change Request for FY 2011-12 Budget Request Cycle**

Decision Item FY 2011-12  Base Reduction Item FY 2011-12  Supplemental FY 2010-11  Budget Amendment FY 2011-12

Request Title: Statewide PERA Adjustment  
 Department: Education Dept. Approval by: Date: 9/22/10  
 Priority Number: OSPB Approval: Date:

	Fund	1	2	3	4	5	6	7	8	9	10
		Prior-Year Actual FY 2009-10	Appropriation FY 2010-11	Supplemental Request FY 2010-11	Total Revised Request FY 2010-11	Base Request FY 2011-12	Decision/ Base Reduction FY 2011-12	November 1 Request FY 2011-12	Budget Amendment FY 2011-12	Total Revised Request FY 2011-12	Change from Base (Column 5) FY 2012-13
(2) Assistance to Public Schools, (A) Public School Finance, Administration	Total	1,432,753	1,735,493	0	1,735,493	1,522,502	(27,870)	1,494,632	0	1,494,632	0
	FTE	15.6	18.5	0.0	18.5	18.5	0.0	18.5	0.0	18.5	0.0
	GF	0	0	0	0	0	0	0	0	0	0
	GFE	0	0	0	0	0	0	0	0	0	0
	CF	0	20,729	0	20,729	20,729	0	20,729	0	20,729	0
	CFE/RF	1,432,753	1,714,764	0	1,714,764	1,501,773	(27,870)	1,473,903	0	1,473,903	0
	FF	0	0	0	0	0	0	0	0	0	0
(2) Assistance to Public Schools, (B) Categorical Programs, (I) District Programs Required by Statute, Special Education - Children with Disabilities	Total	269,814,937	241,710,857	0	241,710,857	286,403,950	(117,510)	286,286,440	0	286,286,440	0
	FTE	65.0	64.5	0.0	64.5	64.5	0.0	64.5	0.0	64.5	0.0
	GF	71,572,347	71,572,347	0	71,572,347	71,572,347	0	71,572,347	0	71,572,347	0
	GFE	0	0	0	0	0	0	0	0	0	0
	CF	55,789,778	55,789,778	0	55,789,778	55,789,778	0	55,789,778	0	55,789,778	0
	CFE/RF	0	101,812	0	101,812	101,812	0	101,812	0	101,812	0
	FF	142,452,812	114,246,920	0	114,246,920	158,940,013	(117,510)	158,822,503	0	158,822,503	0
(2) Assistance to Public Schools, (B) Categorical Programs, (I) District Programs Required by Statute, English Language Proficiency Program	Total	22,328,316	23,696,750	0	23,696,750	23,705,281	(9,561)	23,695,720	0	23,695,720	0
	FTE	6.4	4.6	0.0	4.6	4.6	0.0	4.6	0.0	4.6	0.0
	GF	3,101,598	3,101,598	0	3,101,598	3,101,598	0	3,101,598	0	3,101,598	0
	GFE	0	0	0	0	0	0	0	0	0	0
	CF	9,019,602	9,294,755	0	9,294,755	9,294,755	0	9,294,755	0	9,294,755	0
	CFE/RF	0	0	0	0	0	0	0	0	0	0
	FF	10,207,116	11,300,397	0	11,300,397	11,308,928	(9,561)	11,299,367	0	11,299,367	0
(2) Assistance to Public Schools, (B) Categorical Programs, (II) Other Categorical Programs, Public School Transportation	Total	51,277,614	49,991,821	0	49,991,821	49,995,179	(3,358)	49,991,821	0	49,991,821	0
	FTE	2.0	2.0	0.0	2.0	2.0	0.0	2.0	0.0	2.0	0.0
	GF	38,540,204	36,922,227	0	36,922,227	36,925,585	(3,358)	36,922,227	0	36,922,227	0
	GFE	0	0	0	0	0	0	0	0	0	0
	CF	12,737,410	13,069,594	0	13,069,594	13,069,594	0	13,069,594	0	13,069,594	0
	CFE/RF	0	0	0	0	0	0	0	0	0	0
	FF	0	0	0	0	0	0	0	0	0	0

**Schedule 13**  
**Change Request for FY 2011-12 Budget Request Cycle**

Decision Item FY 2011-12  Base Reduction Item FY 2011-12  Supplemental FY 2010-11  Budget Amendment FY 2011-12

Request Title: Statewide PERA Adjustment  
 Department: Education Dept. Approval by: Date: 9/22/10  
 Priority Number: OSPB Approval: Date:

	Fund	1	2	3	4	5	6	7	8	9	10
		Prior-Year Actual FY 2009-10	Appropriation FY 2010-11	Supplemental Request FY 2010-11	Total Revised Request FY 2010-11	Base Request FY 2011-12	Decision/ Base Reduction FY 2011-12	November 1 Request FY 2011-12	Budget Amendment FY 2011-12	Total Revised Request FY 2011-12	Change from Base (Column 5) FY 2012-13
(2) Assistance to Public Schools, (B) Categorical Programs, (II) Other Categorical Programs, Expelled and At-risk Student Services Grant Program	Total	7,325,776	7,493,560	0	7,493,560	7,495,573	(3,494)	7,492,079	0	7,492,079	0
	FTE	1.8	1.0	0.0	1.0	1.0	0.0	1.0	0.0	1.0	0.0
	GF	5,771,023	5,788,807	0	5,788,807	5,790,820	(3,494)	5,787,326	0	5,787,326	0
	GFE	0	0	0	0	0	0	0	0	0	0
	CF	1,554,753	1,704,753	0	1,704,753	1,704,753	0	1,704,753	0	1,704,753	0
	CFE/RF	0	0	0	0	0	0	0	0	0	0
	FF	0	0	0	0	0	0	0	0	0	0
(2) Assistance to Public Schools, (B) Categorical Programs, (II) Other Categorical Programs, Comprehensive Health Education	Total	1,001,984	1,005,396	0	1,005,396	1,005,396	(2,131)	1,003,265	0	1,003,265	0
	FTE	0.9	1.0	0.0	1.0	1.0	0.0	1.0	0.0	1.0	0.0
	GF	300,000	300,000	0	300,000	300,000	0	300,000	0	300,000	0
	GFE	0	0	0	0	0	0	0	0	0	0
	CF	701,984	705,396	0	705,396	705,396	(2,131)	703,265	0	703,265	0
	CFE/RF	0	0	0	0	0	0	0	0	0	0
	FF	0	0	0	0	0	0	0	0	0	0
(2) Assistance to Public Schools, (C) Grant Programs, Distributions, and Other Assistance, (I) Health and Nutrition, Federal Nutrition Programs	Total	138,886,055	108,624,965	0	108,624,965	108,639,751	(15,232)	108,624,519	0	108,624,519	0
	FTE	8.6	9.0	0.0	9.0	9.0	0.0	9.0	0.0	9.0	0.0
	GF	83,409	82,507	0	82,507	84,396	(1,799)	82,597	0	82,597	0
	GFE	0	0	0	0	0	0	0	0	0	0
	CF	0	0	0	0	0	0	0	0	0	0
	CFE/RF	0	0	0	0	0	0	0	0	0	0
	FF	138,802,646	108,542,458	0	108,542,458	108,555,355	(13,433)	108,541,922	0	108,541,922	0
(2) Assistance to Public Schools, (C) Grant Programs, Distributions, and Other Assistance, (I) Health and Nutrition, S.B. 97-101 Public School Health Services	Total	129,115	148,314	0	148,314	149,999	(1,685)	148,314	0	148,314	0
	FTE	1.3	1.4	0.0	1.4	1.4	0.0	1.4	0.0	1.4	0.0
	GF	0	0	0	0	0	0	0	0	0	0
	GFE	0	0	0	0	0	0	0	0	0	0
	CF	0	0	0	0	0	0	0	0	0	0
	CFE/RF	129,115	148,314	0	148,314	149,999	(1,685)	148,314	0	148,314	0
	FF	0	0	0	0	0	0	0	0	0	0

**Schedule 13**  
**Change Request for FY 2011-12 Budget Request Cycle**

Decision Item FY 2011-12  Base Reduction Item FY 2011-12  Supplemental FY 2010-11  Budget Amendment FY 2011-12

Request Title: Statewide PERA Adjustment  
 Department: Education Dept. Approval by: Date: 9/22/10  
 Priority Number: OSPB Approval: Date:

	Fund	1	2	3	4	5	6	7	8	9	10
		Prior-Year Actual FY 2009-10	Appropriation FY 2010-11	Supplemental Request FY 2010-11	Total Revised Request FY 2010-11	Base Request FY 2011-12	Decision/Base Reduction FY 2011-12	November 1 Request FY 2011-12	Budget Amendment FY 2011-12	Total Revised Request FY 2011-12	Change from Base (Column 5) FY 2012-13
(2) Assistance to Public Schools, (C) Grant Programs, Distributions, and Other Assistance, (II) Capital Construction, Division of Public School Capital Construction Assistance	Total	650,749	895,147	0	895,147	904,578	(13,250)	891,328	0	891,328	0
	FTE	6.2	9.0	0.0	9.0	9.0	0.0	9.0	0.0	9.0	0.0
	GF	0	0	0	0	0	0	0	0	0	0
	GFE	0	0	0	0	0	0	0	0	0	0
	CF	650,749	895,147	0	895,147	904,578	(13,250)	891,328	0	891,328	0
	CFE/RF	0	0	0	0	0	0	0	0	0	0
	FF	0	0	0	0	0	0	0	0	0	0
(2) Assistance to Public Schools, (C) Grant Programs, Distributions, and Other Assistance, (III) Reading and Literacy, Read-to-Achieve Grant Program	Total	4,403,643	6,290,713	0	6,290,713	6,292,193	(1,800)	6,290,393	0	6,290,393	0
	FTE	0.9	1.0	0.0	1.0	0.0	0.0	0.0	0.0	0.0	0.0
	GF	0	0	0	0	0	0	0	0	0	0
	GFE	0	0	0	0	0	0	0	0	0	0
	CF	4,403,643	6,290,713	0	6,290,713	6,292,193	(1,800)	6,290,393	0	6,290,393	0
	CFE/RF	0	0	0	0	0	0	0	0	0	0
	FF	0	0	0	0	0	0	0	0	0	0
(2) Assistance to Public Schools, (C) Grant Programs, Distributions, and Other Assistance, (IV) Professional Development and Instructional Support, Content Specialists	Total	431,192	437,392	0	437,392	448,250	(7,706)	440,544	0	440,544	0
	FTE	3.9	5.0	0.0	5.0	5.0	0.0	5.0	0.0	5.0	0.0
	GF	0	0	0	0	0	0	0	0	0	0
	GFE	0	0	0	0	0	0	0	0	0	0
	CF	431,192	437,392	0	437,392	448,250	(7,706)	440,544	0	440,544	0
	CFE/RF	0	0	0	0	0	0	0	0	0	0
	FF	0	0	0	0	0	0	0	0	0	0
(2) Assistance to Public Schools, (C) Grant Programs, Distributions, and Other Assistance, (VI) Facility Schools, Facility Schools Unit and Facility Schools Board	Total	202,313	258,109	0	258,109	261,403	(2,231)	259,172	0	259,172	0
	FTE	1.5	3.0	0.0	3.0	3.0	0.0	3.0	0.0	3.0	0.0
	GF	0	0	0	0	0	0	0	0	0	0
	GFE	0	0	0	0	0	0	0	0	0	0
	CF	0	0	0	0	0	0	0	0	0	0
	CFE/RF	202,313	258,109	0	258,109	261,403	(2,231)	259,172	0	259,172	0
	FF	0	0	0	0	0	0	0	0	0	0

**Schedule 13**  
**Change Request for FY 2011-12 Budget Request Cycle**

Decision Item FY 2011-12  Base Reduction Item FY 2011-12  Supplemental FY 2010-11  Budget Amendment FY 2011-12

Request Title: Statewide PERA Adjustment  
 Department: Education Dept. Approval by: Date: 9/22/10  
 Priority Number: OSPB Approval: Date:

	Fund	1	2	3	4	5	6	7	8	9	10
		Prior-Year Actual FY 2009-10	Appropriation FY 2010-11	Supplemental Request FY 2010-11	Total Revised Request FY 2010-11	Base Request FY 2011-12	Decision/ Base Reduction FY 2011-12	November 1 Request FY 2011-12	Budget Amendment FY 2011-12	Total Revised Request FY 2011-12	Change from Base (Column 5) FY 2012-13
(2) Assistance to Public Schools, (C) Grant Programs, Distributions, and Other Assistance, (VII) Other Assistance, Appropriated Sponsored Programs	Total	225,238,648	285,437,580	0	285,437,580	285,553,247	(106,005)	285,447,242	0	285,447,242	0
	FTE	70.0	73.3	0.0	73.3	73.3	0.0	73.3	0.0	73.3	0.0
	GF	0	0	0	0	0	0	0	0	0	0
	GFE	0	0	0	0	0	0	0	0	0	0
	CF	1,173,326	3,237,000	0	3,237,000	3,237,000	(1,252)	3,235,748	0	3,235,748	0
	CFE/RF	0	4,475,388	0	4,475,388	4,484,871	(9,483)	4,475,388	0	4,475,388	0
	FF	224,065,322	277,725,192	0	277,725,192	277,831,376	(95,270)	277,736,106	0	277,736,106	0
(2) Assistance to Public Schools, (C) Grant Programs, Distributions, and Other Assistance, (VII) Other Assistance, School Counselor Corps Grant Program	Total	4,993,650	4,998,500	0	4,998,500	5,000,000	(1,750)	4,998,250	0	4,998,250	0
	FTE	1.0	1.0	0.0	1.0	1.0	0.0	1.0	0.0	1.0	0.0
	GF	0	0	0	0	0	0	0	0	0	0
	GFE	0	0	0	0	0	0	0	0	0	0
	CF	4,993,650	4,998,500	0	4,998,500	5,000,000	(1,750)	4,998,250	0	4,998,250	0
	CFE/RF	0	0	0	0	0	0	0	0	0	0
	FF	0	0	0	0	0	0	0	0	0	0



**Schedule 13**  
**Change Request for FY 2011-12 Budget Request Cycle**

Decision Item FY 2011-12  Base Reduction Item FY 2011-12  Supplemental FY 2010-11  Budget Amendment FY 2011-12

Request Title: Statewide PERA Adjustment  
 Department: Education Dept. Approval by: Date: 9/22/10  
 Priority Number: OSPB Approval: Date:

	Fund	1	2	3	4	5	6	7	8	9	10
		Prior-Year Actual FY 2009-10	Appropriation FY 2010-11	Supplemental Request FY 2010-11	Total Revised Request FY 2010-11	Base Request FY 2011-12	Decision/ Base Reduction FY 2011-12	November 1 Request FY 2011-12	Budget Amendment FY 2011-12	Total Revised Request FY 2011-12	Change from Base (Column 5) FY 2012-13
<b>(3) Library Programs, Administration</b>	<b>Total</b>	940,527	996,653	0	996,653	1,013,690	(17,037)	996,653	0	996,653	0
	FTE	12.7	12.8	0.0	12.8	12.8	0.0	12.8	0.0	12.8	0.0
	GF	845,078	747,430	0	747,430	763,690	(16,260)	747,430	0	747,430	0
	GFE	0	0	0	0	0	0	0	0	0	0
	CF	95,449	249,223	0	249,223	250,000	(777)	249,223	0	249,223	0
	CFE/RF	0	0	0	0	0	0	0	0	0	0
	FF	0	0	0	0	0	0	0	0	0	0
<b>(3) Library Programs, Federal Library Funding</b>	<b>Total</b>	2,948,328	3,030,533	0	3,030,533	3,061,505	(29,718)	3,031,787	0	3,031,787	0
	FTE	21.7	23.8	0.0	23.8	23.8	0.0	23.8	0.0	23.8	0.0
	GF	0	0	0	0	0	0	0	0	0	0
	GFE	0	0	0	0	0	0	0	0	0	0
	CF	0	0	0	0	0	0	0	0	0	0
	CFE/RF	0	0	0	0	0	0	0	0	0	0
	FF	2,948,328	3,030,533	0	3,030,533	3,061,505	(29,718)	3,031,787	0	3,031,787	0

**Schedule 13**  
**Change Request for FY 2011-12 Budget Request Cycle**

Decision Item FY 2011-12  Base Reduction Item FY 2011-12  Supplemental FY 2010-11  Budget Amendment FY 2011-12

Request Title: Statewide PERA Adjustment  
 Department: Education Dept. Approval by: Date: 9/22/10  
 Priority Number: OSPB Approval: Date:

	Fund	1	2	3	4	5	6	7	8	9	10
		Prior-Year Actual FY 2009-10	Appropriation FY 2010-11	Supplemental Request FY 2010-11	Total Revised Request FY 2010-11	Base Request FY 2011-12	Decision/ Base Reduction FY 2011-12	November 1 Request FY 2011-12	Budget Amendment FY 2011-12	Total Revised Request FY 2011-12	Change from Base (Column 5) FY 2012-13
(4) School for the Deaf and the Blind, (A) School Operations, Personal Services	<b>Total</b>	10,376,417	9,231,831	0	9,231,831	9,420,415	(197,317)	9,223,098	0	9,223,098	0
	FTE	138.7	141.3	0.0	141.3	141.3	0.0	141.3	0.0	141.3	0.0
	GF	8,989,505	7,834,141	0	7,834,141	8,108,059	(197,317)	7,910,742	0	7,910,742	0
	GFE	0	0	0	0	0	0	0	0	0	0
	CF	0	0	0	0	0	0	0	0	0	0
	CFE/RF	1,386,912	1,397,690	0	1,397,690	1,312,356	0	1,312,356	0	1,312,356	0
	FF	0	0	0	0	0	0	0	0	0	0
(4) School for the Deaf and the Blind, (A) School Operations, Early Intervention Services	<b>Total</b>	1,273,502	1,168,106	0	1,168,106	1,185,199	(15,758)	1,169,441	0	1,169,441	0
	FTE	10.0	10.0	0.0	10.0	10.0	0.0	10.0	0.0	10.0	0.0
	GF	1,273,502	1,168,106	0	1,168,106	1,185,199	(15,758)	1,169,441	0	1,169,441	0
	GFE	0	0	0	0	0	0	0	0	0	0
	CF	0	0	0	0	0	0	0	0	0	0
	CFE/RF	0	0	0	0	0	0	0	0	0	0
	FF	0	0	0	0	0	0	0	0	0	0
(4) School for the Deaf and the Blind, (B) Special Purpose, Outreach Services	<b>Total</b>	521,631	1,022,082	0	1,022,082	1,024,836	(2,075)	1,022,761	0	1,022,761	0
	FTE	2.4	5.4	0.0	5.4	5.4	0.0	5.4	0.0	5.4	0.0
	GF	0	0	0	0	0	0	0	0	0	0
	GFE	0	0	0	0	0	0	0	0	0	0
	CF	403,280	755,836	0	755,836	755,836	0	755,836	0	755,836	0
	CFE/RF	118,351	266,246	0	266,246	269,000	(2,075)	266,925	0	266,925	0
	FF	0	0	0	0	0	0	0	0	0	0
(4) School for the Deaf and the Blind, (B) Special Purpose, Grants	<b>Total</b>	752,201	1,397,079	0	1,397,079	1,403,608	(3,953)	1,399,655	0	1,399,655	0
	FTE	5.2	9.0	0.0	9.0	9.0	0.0	9.0	0.0	9.0	0.0
	GF	0	0	0	0	0	0	0	0	0	0
	GFE	0	0	0	0	0	0	0	0	0	0
	CF	0	0	0	0	0	0	0	0	0	0
	CFE/RF	752,201	1,397,079	0	1,397,079	1,403,608	(3,953)	1,399,655	0	1,399,655	0
	FF	0	0	0	0	0	0	0	0	0	0

Non-Line Item Request: None  
 Letternote Revised Text: None  
 Cash or Federal Fund Name and COFRS Fund Number: Various  
 Reappropriated Funds Source, by Department and Line Item Name: Various  
 Approval by OIT? Yes:  No:  N/A:   
 Schedule 13s from Affected Departments: None

**Schedule 13**  
**Change Request for FY 2011-12 Budget Request Cycle**

Decision Item FY 2011-12  Base Reduction Item FY 2011-12  Supplemental FY 2010-11  Budget Amendment FY 2011-12

Request Title: Pro-Rated Benefits  
 Department: Education  
 Priority Number:  
 Dept. Approval by: *[Signature]*  
 OSPB Approval: *[Signature]*  
 Date: 9/30/2010  
 Date: 10.15.10

	Fund	1	2	3	4	5	6	7	8	9	10
		Prior-Year Actual FY 2009-10	Appropriation FY 2010-11	Supplemental Request FY 2010-11	Total Revised Request FY 2010-11	Base Request FY 2011-12	Decision/ Base Reduction FY 2011-12	November 1 Request FY 2011-12	Budget Amendment FY 2011-12	Total Revised Request FY 2011-12	Change from Base (Column 5) FY 2012-13
<b>Total of All Line Items</b>	<b>Total</b>	0	3,140,202	0	3,140,202	3,140,202	(8,314)	3,140,202	0	3,131,888	(8,314)
	FTE	0.0	0	0	0	0	0	0	0	0	0
	GF	0	1,474,625	0	1,474,625	1,474,625	(8,314)	1,474,625	0	1,466,311	(8,314)
	GFE	0	0	0	0	0	0	0	0	0	0
	CF	0	286,685	0	286,685	286,685	0	286,685	0	286,685	0
	CFE/RF	0	366,635	0	366,635	366,635	0	366,635	0	366,635	0
	FF	0	1,012,257	0	1,012,257	1,012,257	0	1,012,257	0	1,012,257	0
<b>(1) Management and Administration, (A)</b>	<b>Total</b>	0	3,140,202	0	3,140,202	3,140,202	(8,314)	3,140,202	0	3,131,888	(8,314)
	FTE	0.0	0.0	0.0	0.0	0.0	0.0	0.0	0.0	0.0	0.0
	GF	0	1,474,625	0	1,474,625	1,474,625	(8,314)	1,474,625	0	1,466,311	(8,314)
	GFE	0	0	0	0	0	0	0	0	0	0
	CF	0	286,685	0	286,685	286,685	0	286,685	0	286,685	0
	CFE/RF	0	366,635	0	366,635	366,635	0	366,635	0	366,635	0
	FF	0	1,012,257	0	1,012,257	1,012,257	0	1,012,257	0	1,012,257	0

Non-Line Item Request: None  
 Letternote Revised Text for FY 2010-11: None  
 Letternote Text Requested for FY 2011-12: None  
 Cash or Federal Fund Name and COFRS Fund Number: Various  
 Reappropriated Funds Source, by Department and Line Item Name: Various  
 Approval by OIT? Yes:  No:  N/A:   
 Schedule 13s from Affected Departments: None

**Schedule 13**  
**Change Request for FY 2011-12 Budget Request Cycle**

Decision Item FY 2011-12  Base Reduction Item FY 2011-12  Supplemental FY 2010-11  Budget Amendment FY 2011-12

Request Title: Annual Fleet Vehicle Replacement  
 Department: Education Dept. Approval by: *[Signature]* Date: 10/8/10  
 Priority Number: NP OSPB Approval: *[Signature]* Date: 10-20-10

	Fund	1	2	3	4	5	6	7	8	9	10
		Prior-Year Actual FY 2009-10	Appropriation FY 2010-11	Supplemental Request FY 2010-11	Total Revised Request FY 2010-11	Base Request FY 2011-12	Decision/Base Reduction FY 2011-12	November 1 Request FY 2011-12	Budget Amendment FY 2011-12	Total Revised Request FY 2011-12	Change from Base (Column 5) FY 2012-13
<b>Total of All Line Items</b>	<b>Total</b>	26,729	26,729	0	26,729	26,729	(2,574)	24,155	0	24,155	(2,574)
	FTE	0.0	0.0	0.0	0.0	0.0	0.0	0.0	0.0	0.0	0.0
	GF	26,729	26,729	0	26,729	26,729	(2,574)	24,155	0	24,155	(2,574)
	GFE	0	0	0	0	0	0	0	0	0	0
	CF	0	0	0	0	0	0	0	0	0	0
	CFE/RF	0	0	0	0	0	0	0	0	0	0
	FF	0	0	0	0	0	0	0	0	0	0
<b>(4) School for the Deaf and the Blind,</b>	<b>Total</b>	26,729	26,729	0	26,729	26,729	(2,574)	24,155	0	24,155	(2,574)
<b>(A) School Operations,</b>	<b>FTE</b>	0.0	0.0	0.0	0.0	0.0	0.0	0.0	0.0	0.0	0.0
<b>Vehicle Lease Payments</b>	<b>GF</b>	26,729	26,729	0	26,729	26,729	(2,574)	24,155	0	24,155	(2,574)
	GFE	0	0	0	0	0	0	0	0	0	0
	CF	0	0	0	0	0	0	0	0	0	0
	CFE/RF	0	0	0	0	0	0	0	0	0	0
	FF	0	0	0	0	0	0	0	0	0	0

Non-Line Item Request: None  
 Letternote Revised Text for FY 2010-11: None  
 Letternote Text Requested for FY 2011-12: None  
 Cash or Federal Fund Name and COFRS Fund Number: None  
 Reappropriated Funds Source, by Department and Line Item Name: None  
 Approval by OIT? Yes:  No:  N/A:   
 Schedule 13s from Affected Departments: *DPA*

**Schedule 13**  
**Change Request for FY 2011-12 Budget Request Cycle**

Decision Item FY 2011-12  Base Reduction Item FY 2011-12  Supplemental FY 2010-11  Budget Amendment FY 2011-12

Request Title: Printing of Statewide Warrants and Mainframe Documents  
 Department: Education Dept. Approval by: *[Signature]* Date: 10/8/10  
 Priority Number: NP OSPB Approval: *[Signature]* Date: 10/15/10

	Fund	1	2	3	4	5	6	7	8	9	10
		Prior-Year Actual FY 2009-10	Appropriation FY 2010-11	Supplemental Request FY 2010-11	Total Revised Request FY 2010-11	Base Request FY 2011-12	Decision/Base Reduction FY 2011-12	November 1 Request FY 2011-12	Budget Amendment FY 2011-12	Total Revised Request FY 2011-12	Change from Base (Column 5) FY 2012-13
<b>Total of All Line Items</b>	<b>Total</b>	3,765,214	3,728,582	0	3,728,582	3,798,547	2,056	3,800,603	0	3,800,603	2,056
	FTE	35.2	48.0	0.0	48.0	48.0	0.0	48.0	0.0	48.0	0.0
	GF	2,319,987	2,112,245	0	2,112,245	2,158,423	2,056	2,160,479	0	2,160,479	2,056
	GFE	0	0	0	0	0	0	0	0	0	0
	CF	103,868	93,572	0	93,572	95,599	0	95,599	0	95,599	0
	CFE/RF	1,341,359	1,522,765	0	1,522,765	1,544,525	0	1,544,525	0	1,544,525	0
	FF	0	0	0	0	0	0	0	0	0	0
<b>(1) Management and Administration, (A)</b>	<b>Total</b>	3,765,214	3,728,582	0	3,728,582	3,798,547	2,056	3,800,603	0	3,800,603	2,056
	FTE	35.2	48.0	0.0	48.0	48.0	0.0	48.0	0.0	48.0	0.0
	GF	2,319,987	2,112,245	0	2,112,245	2,158,423	2,056	2,160,479	0	2,160,479	2,056
	GFE	0	0	0	0	0	0	0	0	0	0
	CF	103,868	93,572	0	93,572	95,599	0	95,599	0	95,599	0
	CFE/RF	1,341,359	1,522,765	0	1,522,765	1,544,525	0	1,544,525	0	1,544,525	0
	FF	0	0	0	0	0	0	0	0	0	0

Non-Line Item Request: None  
 Letternote Revised Text for FY 2010-11: None  
 Letternote Text Requested for FY 2011-12: None  
 Cash or Federal Fund Name and COFRS Fund Number: None  
 Reappropriated Funds Source, by Department and Line Item Name: None  
 Approval by OIT? Yes:  No:  N/A:   
 Schedule 13s from Affected Departments:

**TABLE OF CONTENTS**

**(1) MANAGEMENT AND ADMINISTRATION.....1**

(A) ADMINISTRATION AND CENTRALLY-APPROPRIATED LINE ITEMS ..... 1

    STATE BOARD OF EDUCATION..... 1

    GENERAL DEPARTMENT AND PROGRAM ADMINISTRATION ..... 1

    OFFICE OF PROFESSIONAL SERVICES ..... 2

    TEACHING AND LEARNING CONDITIONS SURVEY..... 2

    DIVISION OF ON-LINE LEARNING ..... 2

    HEALTH, LIFE, AND DENTAL ..... 3

    SHORT-TERM DISABILITY..... 3

    S.B. 04-257 AMORTIZATION EQUALIZATION DISBURSEMENT ..... 3

    S.B. 06-235 SUPPLEMENTAL AMORTIZATION EQUALIZATION DISBURSEMENT ..... 3

    SALARY SURVEY AND SENIOR EXECUTIVE SERVICE ..... 3

    PERFORMANCE-BASED PAY AWARDS ..... 3

    WORKERS' COMPENSATION ..... 4

    LEGAL SERVICES..... 4

    ADMINISTRATIVE LAW JUDGE SERVICES..... 4

    PAYMENT TO RISK MANAGEMENT AND PROPERTY FUNDS..... 4

    LEASED SPACE..... 4

    CAPITOL COMPLEX LEASED SPACE..... 4

    REPRINTING AND DISTRIBUTING LAWS CONCERNING EDUCATION ..... 5

    EMERITUS RETIREMENT ..... 5

    FEASIBILITY STUDY CONCERNING CREATION AND OPERATION OF STATE RESIDENTIAL  
SCHOOLS ..... 5

(B) INFORMATION TECHNOLOGY ..... 5

    INFORMATION TECHNOLOGY SERVICES ..... 5

    SCHOOL ACCOUNTABILITY REPORTS AND STATE DATA REPORTING SYSTEM ..... 5

    PURCHASE OF SERVICES FROM COMPUTER CENTER ..... 6

    MULTIUSE NETWORK PAYMENTS..... 6

    INFORMATION TECHNOLOGY ASSET MAINTENANCE..... 6

    DISASTER RECOVERY..... 6

(C) ASSESSMENTS AND DATA ANALYSES ..... 6

Line Item Descriptions FY 2011-12 BUDGET REQUEST

COLORADO STUDENT ASSESSMENT PROGRAM..... 6

FEDERAL GRANT FOR STATE ASSESSMENTS AND RELATED ACTIVITIES ..... 7

LONGITUDINAL ANALYSES OF STUDENT ASSESSMENT RESULTS ..... 7

PRESCHOOL TO POSTSECONDARY EDUCATION ALIGNMENT..... 8

POSTSECONDARY AND WORKFORCE READINESS ASSESSMENTS PILOT PROGRAM..... 8

(D) STATE CHARTER SCHOOL INSTITUTE ..... 9

STATE CHARTER SCHOOL INSTITUTE ADMINISTRATION, OVERSIGHT, AND MANAGEMENT ..... 9

DIRECT ADMINISTRATIVE AND SUPPORT SERVICES PROVIDED BY THE DEPARTMENT TO THE STATE CHARTER SCHOOL INSTITUTE..... 9

OTHER TRANSFERS TO INSTITUTE CHARTER SCHOOLS..... 10

TRANSFERS OF FEDERAL MONEYS TO INSTITUTE CHARTER SCHOOLS ..... 10

DEPARTMENT IMPLEMENTATION OF SECTION 22-30.5-501 ET SEQ., C.R.S. .... 10

(2) ASSISTANCE TO PUBLIC SCHOOLS..... 10

(A) PUBLIC SCHOOL FINANCE..... 11

ADMINISTRATION..... 11

DECLINING ENROLLMENT STUDY ..... 11

STATE SHARE OF DISTRICTS' TOTAL PROGRAM FUNDING ..... 11

STATE SHARE CORRECTION FOR LOCAL SHARE OVERPAYMENTS IN PRIOR FISCAL YEARS..... 12

APPROPRIATION TO STATE EDUCATION FUND..... 12

MILITARY DEPENDENT SUPPLEMENTAL PUPIL ENROLLMENT ..... 12

ADDITIONAL STATE AID RELATED TO LOCALLY NEGOTIATED BUSINESS INCENTIVE AGREEMENTS..... 12

HOLD-HARMLESS FULL-DAY KINDERGARTEN FUNDING ..... 13

DISTRICT PER PUPIL REIMBURSEMENT FOR JUVENILES HELD IN JAIL PURSUANT TO SECTION 22-32-141 (4) (D), C.R.S. .... 13

(B) CATEGORICAL PROGRAMS ..... 14

DISTRICT PROGRAMS REQUIRED BY STATUTE..... 14

SPECIAL EDUCATION PROGRAMS FOR CHILDREN WITH DISABILITIES ..... 14

ENGLISH LANGUAGE PROFICIENCY PROGRAM ..... 15

(I) Other Categorical Programs..... 16

PUBLIC SCHOOL TRANSPORTATION..... 16

TRANSFER TO THE DEPARTMENT OF HIGHER EDUCATION FOR DISTRIBUTION OF STATE ASSISTANCE FOR CAREER AND TECHNICAL EDUCATION..... 17

SPECIAL EDUCATION PROGRAMS FOR GIFTED AND TALENTED CHILDREN ..... 17

EXPELLED AND AT-RISK STUDENT SERVICES GRANT PROGRAM ..... 18

Line Item Descriptions FY 2011-12 BUDGET REQUEST

	SMALL ATTENDANCE CENTER AID .....	18
	COMPREHENSIVE HEALTH EDUCATION.....	18
(C)	GRANT PROGRAMS, DISTRIBUTIONS, AND OTHER ASSISTANCE.....	19
(I)	HEALTH AND NUTRITION .....	19
	FEDERAL NUTRITION PROGRAMS.....	19
	STATE MATCH FOR SCHOOL LUNCH PROGRAM .....	19
	CHILD NUTRITION SCHOOL LUNCH PROTECTION PROGRAM .....	20
	SCHOOL BREAKFAST PROGRAM .....	21
	START SMART NUTRITION PROGRAM FUND.....	21
	START SMART NUTRITION PROGRAM.....	21
	S.B. 97-101 PUBLIC SCHOOL HEALTH SERVICES .....	22
(II)	CAPITAL CONSTRUCTION.....	23
	SCHOOL CAPITAL CONSTRUCTION EXPENDITURES RESERVE FUND .....	23
	SCHOOL CONSTRUCTION AND RENOVATION FUND .....	24
	DIVISION OF PUBLIC SCHOOL CAPITAL CONSTRUCTION ASSISTANCE .....	24
	PUBLIC SCHOOL CAPITAL CONSTRUCTION ASSISTANCE BOARD – LEASE PAYMENTS .....	24
	FINANCIAL ASSISTANCE PRIORITY ASSESSMENT.....	24
	FULL-DAY KINDERGARTEN FACILITY CAPITAL CONSTRUCTION FUND .....	25
	CHARTER SCHOOL CAPITAL CONSTRUCTION .....	25
	STATE CHARTER SCHOOL INSTITUTE CAPITAL CONSTRUCTION ASSISTANCE.....	26
(III)	READING AND LITERACY .....	26
	READ-TO-ACHIEVE GRANT PROGRAM.....	27
	FAMILY LITERACY EDUCATION FUND .....	27
	FAMILY LITERACY EDUCATION GRANT PROGRAM.....	27
(IV)	PROFESSIONAL DEVELOPMENT AND INSTRUCTIONAL SUPPORT .....	28
	CLOSING THE ACHIEVEMENT GAP.....	28
	CONTENT SPECIALISTS .....	30
	OFFICE OF DROPOUT PREVENTION AND STUDENT RE-ENGAGEMENT.....	31
	SCHOOL LEADERSHIP ACADEMY PROGRAM .....	31
	TEACHER QUALITY RECRUITMENT RETENTION .....	32
	NATIONAL CREDENTIAL FEE ASSISTANCE .....	32
	SCIENCE AND TECHNOLOGY EDUCATION FUND.....	32
	SCIENCE AND TECHNOLOGY CENTER GRANT PROGRAM.....	32
	BOARDS OF COOPERATIVE SERVICES .....	33
	CIVIC EDUCATION .....	34



Line Item Descriptions FY 2011-12 BUDGET REQUEST

FINANCIAL LITERACY .....	35
COLORADO HISTORY DAY .....	36
(V) SUMMER AND AFTER-SCHOOL PROGRAMS.....	36
FACILITY SUMMER SCHOOL GRANT PROGRAM .....	36
SUMMER SCHOOL GRANT PROGRAM.....	37
STEM AFTER-SCHOOL EDUCATION PILOT PROGRAM .....	38
DROPOUT PREVENTION ACTIVITY GRANT PROGRAM .....	38
HEALTHY CHOICES DROPOUT PREVENTION.....	39
(VI) FACILITIES SCHOOLS .....	40
FACILITY SCHOOLS UNIT AND FACILITY SCHOOLS BOARD .....	40
FACILITY SCHOOLS FUNDING .....	40
HOLD-HARMLESS FACILITY SCHOOL STUDENT FUNDING .....	40
DISTRICT PER PUPIL REIMBURSEMENT FOR JUVENILES HELD IN JAIL PURSUANT TO SECTION 22-32-141 (4) (D), C.R.S. ....	40
(VII) OTHER ASSISTANCE.....	41
APPROPRIATED SPONSORED PROGRAMS .....	41
SCHOOL COUNSELOR CORPS GRANT PROGRAM .....	41
CONTINGENCY RESERVE FUND.....	41
ALTERNATIVE TEACHER COMPENSATION PLAN GRANTS.....	42
REGIONAL SERVICES COOPERATIVES .....	42
FIRST RESPONDER SCHOOL MAPPING SYSTEM .....	42
SUPPLEMENTAL ON-LINE EDUCATION SERVICES .....	43
SUPPLEMENTAL ON-LINE EDUCATION GRANT PROGRAM .....	43
SCHOOL AWARDS PROGRAM .....	43
INTERSTATE COMPACT ON EDUCATIONAL OPPORTUNITY FOR MILITARY CHILDREN .....	44
<b>(3) LIBRARY PROGRAMS.....</b>	<b>44</b>
ADMINISTRATION.....	44
FEDERAL LIBRARY FUNDING.....	45
COLORADO LIBRARY CONSORTIUM .....	45
COLORADO VIRTUAL LIBRARY .....	46
COLORADO TALKING BOOK LIBRARY, BUILDING MAINTENANCE AND UTILITIES EXPENSES.....	47
READING SERVICES FOR THE BLIND.....	48

Line Item Descriptions FY 2011-12 BUDGET REQUEST

<b>(4) SCHOOL FOR THE DEAF AND THE BLIND .....</b>	<b>49</b>
(A) SCHOOL OPERATIONS .....	51
PERSONAL SERVICES .....	51
EARLY INTERVENTION SERVICES .....	51
SHIFT DIFFERENTIAL .....	52
OPERATING EXPENSES .....	52
VEHICLE LEASE PAYMENTS .....	52
UTILITIES.....	52
ALLOCATION OF STATE AND FEDERAL CATEGORICAL PROGRAM FUNDING.....	52
MEDICAID REIMBURSEMENTS FOR PUBLIC SCHOOL HEALTH SERVICES .....	52
(B) SPECIAL PURPOSE .....	53
FEES AND CONFERENCES .....	53
OUTREACH SERVICES.....	54
TUITION FROM OUT-OF-STATE STUDENTS .....	55
SUMMER OLYMPICS HOUSING.....	55
GRANTS.....	55

Line Item Descriptions FY 2011-12 BUDGET REQUEST

(1) **MANAGEMENT AND ADMINISTRATION**

(A) **ADMINISTRATION AND CENTRALLY-APPROPRIATED LINE ITEMS**

**State Board of Education**

This line item was established in the FY 2008-09 Long Bill to reflect funding that directly supports the State Board of Education. Previously, this funding was consolidated with “General Department and Program Administration” funding.

**General Department and Program Administration**

This line item provides funding and staff for, for the management and administration of a variety of education- and library-related programs, and for general department administration, including support for human resources, budgeting, accounting, and information management. This line item supports both personal services and operating expenses. Sources of cash funds for this line item include general education development (GED) program fees, indirect cost recoveries, and transfers from various cash- and federally-funded line items in other sections of the budget.

This consolidated line item was established in FY 1987-88 to facilitate a \$2.5 million reduction in General Fund appropriations for the administration of the Department and library programs. This reduction ultimately resulted in the elimination of 35.0 FTE (a 25 percent reduction). From FY 2000-01 through FY 2003-04, base General Fund appropriations for staff supported through this line item were reduced by another \$1.8 million. As a result, the number of FTE supported by General Fund decreased by another 31.5 FTE (39 percent). Of the total 31.5 General Fund-supported FTE reduction, 12.0 FTE were eliminated and 19.5 FTE were transferred to various cash and federal fund sources. Positions that were eliminated include senior consultants on regional service teams, staff at the Talking Book Library, staff responsible for institutional library programs, staff in the Commissioner's Office, management services staff who supported data and human resource functions, and staff responsible for some special education-related functions.

When compared to Department staffing levels that existed in FY 1984-85, current staffing levels are considerably lower. Specifically, 69.5 FTE now perform general Department and program administration functions, compared to 84.7 FTE in FY 1984-85 (an 18 percent reduction); and 12.5 FTE now support library programs, compared to 26.31 in FY 1984-85 (a 52 percent reduction).

In FY 2006-07, the General Assembly added General Fund appropriations to support a total of 4.5 FTE currently reflected in this line item:

## Line Item Descriptions FY 2011-12 BUDGET REQUEST

- Restored 1.0 FTE Auditor for the School Finance Unit that was eliminated by the Department in FY 2002-03 to manage reductions in administrative funding
- Added 1.0 FTE Principal Consultant for the School Finance Unit to improve the unit's ability to assist school districts with accounting, data submission, and reporting requirements
- Added 1.0 FTE for the Accounting Unit to address workload increases
- Added 1.0 FTE for the Colorado Preschool and Kindergarten Program (H.B. 06-1375)
- Added 0.5 FTE to administer the Special Education High-Cost Grant Program (H.B. 06-1375)

### **Office of Professional Services**

This office is responsible for administration of the Colorado Educator Licensure Act. This Office is funded entirely through fees paid by educators seeking licenses, endorsements, and authorizations. Pursuant to Section 22-60.5-112, C.R.S., the State Board of Education is to annually adjust fees charged for licensing purposes, if necessary, so that the revenue generated approximates the direct and indirect costs of administering the Colorado Educator Licensing Act. Fee revenues are deposited into the Educator Licensure Cash Fund.

### **TEACHING AND LEARNING CONDITIONS SURVEY**

House Bill 08-1384 created the Teaching and Learning Conditions Survey in Section 22-2-503, C.R.S. This legislation required a biennial survey of all preschool, elementary and secondary teachers in public schools of the state. The survey was designed to access, at a minimum:

- a) Teaching and learning conditions as predictors of student achievement
- b) The correlation, if any, between teaching and learning conditions and teacher retention
- c) The relationship, if any, between teaching and learning conditions and school administration

The bill appropriated \$85,000 for FY 2008-09 for implementation of this survey.

Senate Bill 09-214 amended Section 22-2-503, C.R.S. to state: “Subject to available appropriations, the department shall administer a biennial teaching and learning conditions survey.....”. No appropriation was made for the survey for FY 2010-11.

### **Division of On-line Learning**

Senate Bill 07-215 changed the oversight, structure, and funding of public school on-line education. This act required the State Board of Education to establish quality standards for on-line programs, and it created the Division of On-line Learning in the Department to support on-line programs, certify multi-district programs, and document and track complaints about on-line programs. The act also

## Line Item Descriptions FY 2011-12 BUDGET REQUEST

created a nine-member On-line Learning Advisory Board to report to the State Board on the operations of on-line programs and to provide policy recommendations. The act created the On-line Education Cash Fund, and it transferred to this cash fund \$830,000 of audit recoveries credited to the State Public School Fund. The act requires the General Assembly to annually appropriate moneys from this fund to support the Division of On-line Learning. The act appropriated \$418,861 from this fund and 3.5 FTE to the Department for FY 2007-08. Thus, the bill essentially provided for two years of funding for the new division, but it did not provide an ongoing source of revenue to support the required activities after FY 2008-09.

### **Health, Life, and Dental**

This line item provides funding for the employer's share of the cost of group benefit plans providing health, life, and dental insurance for state employees.

### **Short-term Disability**

This line item provides funding for the employer's share of state employees' short-term disability insurance premiums.

### **S.B. 04-257 Amortization Equalization Disbursement**

Pursuant to S.B. 04-257, this line item provides additional funding to increase the state contribution for Public Employees' Retirement Association (PERA).

### **S.B. 06-235 Supplemental Amortization Equalization Disbursement**

Pursuant to S.B. 06-235, this line item provides additional funding to increase the state contribution for Public Employees' Retirement Association (PERA).

### **Salary Survey and Senior Executive Service**

The Department uses this line item to pay for annual increases for salary survey and senior executive service positions.

### **Performance-based Pay Awards**

This line item funds awards relating to employee performance.

Line Item Descriptions FY 2011-12 BUDGET REQUEST

**Workers' Compensation**

This line item is used to pay the Department's estimated share for inclusion in the state's workers' compensation program for state employees. This program is administered by the Department of Personnel and Administration.

**Legal Services**

This line item provides funding for the Department to purchase legal services from the Department of Law.

**Administrative Law Judge Services**

This line item provides funding for the Department to purchase services from the Department of Personnel and Administration, Administrative Hearings Division.

**Payment to Risk Management and Property Funds**

This line item provides funding for the Department's share of the statewide costs for two programs operated by the Department of Personnel and Administration: (1) the liability program, and (2) the property program. The state's liability program is used to pay liability claims and expenses brought against the State. The property program provides insurance coverage for state buildings and their contents.

**Leased Space**

This line item was established by HB08-1388. It is used to pay the Department of Personnel and Administration for the costs of maintaining state buildings that are part of the capitol complex. This line item is different from Capital Complex Leased Space in that it only applies to the leased space associated with FTE required for expanding the number of preschool slots and for providing technical assistance for full-day kindergarten programs.

**Capitol Complex Leased Space**

This line item is used to pay the Department of Personnel and Administration for the costs of maintaining state buildings that are part of the capitol complex.

Line Item Descriptions FY 2011-12 BUDGET REQUEST

**Reprinting and Distributing Laws Concerning Education**

Pursuant to Section 22-2-112 (1) (i), C.R.S., the Department is required to "cause to be reprinted annually laws enacted by the general assembly concerning education...and to furnish copies thereof to interested persons." All publishing costs are to be paid out of the State Public School Fund. The Department's practice for a number of years has been to reflect this as an expenditure of rental income earned on state education trust lands that is credited to the State Public School Fund.

**Emeritus Retirement**

This line item provides supplemental retirement payments to eligible K-12 and higher education teachers, as required pursuant to Section 22-64-119, C.R.S.

**Feasibility study concerning creation and operation of state residential Schools**

This line item was established by SB09-256. It provides funding to the commissioner of education to study the feasibility of operating one or more state schools to serve students who are in need of greater academic support and who may be at risk of academic failure, as required pursuant to Section 22-2-137, C.R.S.

**(B) INFORMATION TECHNOLOGY**

**Information Technology Services**

This line item was established in the FY 2008-09 Long Bill to reflect funding that directly supports information technology services. Previously, this funding was consolidated with "General Department and Program Administration" funding.

**School Accountability Reports and State Data Reporting System**

Senate Bill 00-186 required the Department of Education to establish a state data reporting system, including computer capabilities and procedures, to produce school report cards (later renamed school accountability reports). The act established the format of the school accountability reports and specified how the school academic performance and school improvement grades and the designations of school improvement would be calculated. The Department is required to annually deliver school accountability reports to each school by January 15 of each year, providing a sufficient number of copies for each student enrolled in the school and each teacher in the school. The Department is also to establish and maintain a web site that provides access to each school's accountability report (plus reports for the previous three years).

Line Item Descriptions FY 2011-12 BUDGET REQUEST

**Purchase of Services from Computer Center**

This item provides funding for the Department's share of statewide computer services provided by the Department of Personnel and Administration, Division of Information Technology.

**Multiuse Network Payments**

This line item is used to pay the Department's share of the statewide multi-use network.

**Information Technology Asset Maintenance**

This line item provides funding for the Department to implement an asset management plan to achieve and maintain a standard information technology environment.

**Disaster Recovery**

This line item provides funding for the equipment, disks, and tapes necessary to implement a disaster recovery plan. In FY 2001-02 and FY 2002-03, funding for this line item was reduced by \$7,464 (27.5 percent). Funding is currently used for: equipment and supplies; offsite tape rotation; and server lease payments.

**(C) ASSESSMENTS AND DATA ANALYSES**

**Colorado Student Assessment Program**

Pursuant to H.B. 93-1313 and subsequent legislation, the Department developed educational model content standards in twelve subject areas and, each year since 1997, has administered student assessments in several subject areas and grades. The costs associated with administering the assessments include initial and ongoing development of the exams, printing and mailing of the exams, teacher training related to exam administration, scoring of the exam, and reporting exam scores. The total cost of assessments thus directly relates to the number of subject areas and grade levels assessed each year. In the current school year, the Department will administer all 23 assessments currently required by statute, as well as the ACT. Please note that the federal *No Child Left Behind Act*, passed by Congress in December 2001, required Colorado to implement four new assessments: mathematics assessments for third grade and fourth grade students; a science assessment for third, fourth or fifth grade students (Colorado chose fifth grade); and a science assessment for tenth, eleventh, or twelfth grade students (Colorado chose tenth grade). Pursuant to H.B. 03-1306 [Section 22-7-409 (1) (g), C.R.S.], the Department was required to develop and administer these four new assessments if the State received sufficient



## Line Item Descriptions FY 2011-12 BUDGET REQUEST

moneys from the federal government through the *No Child Left Behind Act*. The following table provides a summary of the assessments administered pursuant to state law, and those now required by federal law.

### **Federal Grant for State Assessments and Related Activities**

Beginning with the FY 2002-03 Long Bill, the General Assembly has reflected federal funds anticipated to be available to Colorado annually pursuant to the federal *No Child Left Behind Act*, passed by Congress in December 2001. This funding is provided to states to cover the costs of developing additional statewide assessments and standards as required by the federal legislation. If a state has already developed the required assessments and standards, it may use the federal funds for other activities related to ensuring that schools and local educational agencies are held accountable for results, such as the following:

- Developing challenging state academic content and student academic achievement standards and aligned assessments in academic subjects for which standards and assessments are not required by the federal legislation;
- Developing or improving assessments of English language proficiency necessary to comply with other provisions of the federal legislation;
- Ensuring the continued validity and reliability of state assessments;
- Refining State assessments to ensure their continued alignment with the state's academic content standards and to improve the alignment of curricula and instructional materials;
- Developing multiple measures to increase the reliability and validity of state assessment systems;
- Strengthening the capacity of local educational agencies and schools to provide all students the opportunity to increase educational achievement, including carrying out professional development activities aligned with state student academic achievement standards and assessments;
- Expanding the range of accommodations available to students with limited English proficiency and students with disabilities to improve the rates of inclusion of such students, including professional development activities aligned with state academic achievement standards and assessments; and
- Improving the dissemination of information on student achievement and school performance to parents and the community, including the development of information and reporting systems designed to identify best educational practices based on scientifically based research or to assist in linking records of student achievement, length of enrollment, and graduation over time.

### **Longitudinal Analyses of Student Assessment Results**

Since 2000, the General Assembly has passed several bills<sup>8</sup> concerning longitudinal analyses of student assessment results, and the provision of diagnostic information to districts and schools for the purpose of improving instruction. The Department has accomplished the following tasks to date:

## Line Item Descriptions FY 2011-12 BUDGET REQUEST

- The Department has implemented a state data reporting system, which stores individual student assessment results.
- The Department has developed a process for assigning individual student identifiers to all students in public schools, including preschool children participating in the Colorado Preschool and Kindergarten Program and disabled preschool children receiving special education services. In addition, pursuant to S.B. 06-24, the Department has worked with the Colorado Commission on Higher Education to ensure that these unique identifiers will be used by Colorado higher education institutions.
- As required by Section 22-7-604, C.R.S., the Department now assigns each school an annual academic growth rating based on the proportion of students who make gains from one year to the next (i.e., comparing students' scale scores from one year to the next).
- As required by Section 22-7-604.3, C.R.S., the Department has developed a "mixed effects statistical model" to diagnostically calculate individual students' academic growth. The Department has calculated what constitutes sufficient academic growth for each student for each school year (i.e., how much growth needs to occur for that student to become proficient by at least 10th grade). In addition, just last school year, the Department provided districts and charter schools with electronic diagnostic growth information for each student enrolled in each school, based on assessment results.

Most recently, H.B. 07-1048 directed the Governor to appoint, and the Department of Education to convene, a new technical advisory panel to assist the Department in developing a longitudinal growth model to measure the academic growth of students. The act established new requirements and a timeline for development and implementation of the model, and it required the Department to calculate adequate longitudinal growth for each student and each school beginning July 1, 2007, and by July 1 each year thereafter. The panel was to develop a new method to identify schools that demonstrate the highest rate of academic growth for purposes of the Governor's Distinguished Improvement Awards. The Technical Advisory Panel has submitted a report to the State Board concerning the recommended statistical model, and the State Board anticipates promulgating rules related to the growth model on March 13, 2007.

### **Preschool to postsecondary education alignment**

This line item was established by SB08-212. This legislative made findings concerning the importance of aligning education standards and assessments from preschool through postsecondary and workforce readiness. It directs the state board of education to adopt a description of school readiness and standards for preschool through elementary and secondary education. It further directs the state board to adopt assessments that are aligned with the school readiness description. This line item provides funding for these purposes as required pursuant to Section 22-7-10, C.R.S.

### **postsecondary and workforce readiness assessments pilot program**

This line item was established by SB08-212. A pilot program is to be created to collect data concerning postsecondary and workforce planning, preparation, and readiness assessments from vendors and from school district boards of education, boards of cooperative

## Line Item Descriptions FY 2011-12 BUDGET REQUEST

services, and district and institute charter schools that volunteer to participate in the pilot program. This line item provides funding for this purpose as required pursuant to Section 22-7-1007, C.R.S.

### **(D) STATE CHARTER SCHOOL INSTITUTE**

#### **State Charter School Institute Administration, Oversight, and Management**

House Bill 04-1362 created the State Charter School Institute as an independent agency in the Department of Education. The Institute is allowed to authorize "institute charter schools" located within a school district's boundaries if the school district has not retained exclusive authority to authorize charter schools. The act also created a board to oversee the operations of the Institute, and permits the Institute to hire staff and contract for services. The act directs the Department to withhold a portion of the State Share of Districts' Total Program funding from the school district where an institute charter school is located and to forward the withheld amount to the Institute. The act permits the Department to retain up to 2.0 percent of the amount withheld from the State Share "as reimbursement for the reasonable and necessary costs to the department to implement the provisions of [Section 22-30.5-501 et seq., C.R.S.]" (See Section 22-30.5-513 (4) (a), C.R.S.). The act also permits the Institute to retain up to 3.0 percent of the amount withheld from the State Share for the "actual costs incurred by the institute in providing necessary administration, oversight, and management services" to institute charter schools (see Sections 22-30.5-513 (2) (b) and (4) (a), C.R.S.).

House Bill 04-1362 did not include provisions requiring the Institute to establish funds and accounts for budgeting and accounting purposes (similar requirements for school districts are included in Article 45 of Title 22, C.R.S.). Absent these requirements, the accounting staff at the Department (who perform all accounting duties on behalf of the Institute) use the State Charter School Institute Fund for purposes of accounting for all of the funds that flow through or are spent by the Institute. This fund was originally created for purposes of accounting for gifts, grants, or donations received by the Institute. Moneys in this fund are subject to available appropriations. Department staff indicated that pursuant to Section 22-54-114 (1), C.R.S., they are authorized to forward the State Share moneys to Institute charter schools without a separate appropriation. However, Department staff believe that spending authority is required out of the State Charter School Institute Fund for the Institute to incur administrative expenses and for the Institute to forward any categorical funding to Institute charter schools. Since FY 2006-07, the Long Bill has included four line items to allow the Department to forward funds as necessary to the Institute and its schools, and to track Department-level expenditures related to the Institute. While this structure is not ideal, it appears to be functional given the current circumstances. Each of the line items is discussed below, along with recommended funding levels for FY 2008-09.

#### **Direct Administrative and Support Services Provided by the Department to the State Charter School INstitute**

## Line Item Descriptions FY 2011-12 BUDGET REQUEST

This line item provides spending authority to the Institute to spend up to 3.0 percent of the amount withheld from the State Share of Districts' Total Program Funding line item. Moneys are used to provide the necessary administration, oversight, and management services to Institute charter schools.

The line item provides for the Department to receive funds from the Institute out of the above line item. House Bill 04-1362 authorized the Institute to "contract with any boards of cooperative services .. or with any other qualified individual or public or private entity or organization, including a school district, for the provision of administrative or other support services directly to the institute or for the benefit of institute charter schools" (see Section 22-30.5- 505 (6) (a), C.R.S.). The Department currently performs a number of duties on behalf of the Institute, including accounting, payroll, purchasing, human resources, contracts, etc. This line item thus allows the Department to receive and expend moneys from the Institute, out of the above line item, for this purpose.

### **Other Transfers to Institute Charter Schools**

This line item was intended to provide spending authority to the Department to forward categorical funding, as appropriate, to Institute charter schools.

### **Transfers of federal moneys to Institute Charter Schools**

This line item was created by the 2009 Long bill. It reflects the total federal dollars received by the State Charter School Institute for pass-through to its Institute Charter Schools. Further, the line also reflects the total FTE supported with these federal moneys.

### **Department Implementation of Section 22-30.5-501 et seq., C.R.S.**

This line item is intended to provide spending authority to the Department to spend up to 2.0 percent of the amount withheld from the State Share for performing Department-level duties associated with the implementation of H.B. 04-1362.

## **(2) ASSISTANCE TO PUBLIC SCHOOLS**

Line Item Descriptions FY 2011-12 BUDGET REQUEST

**(A) PUBLIC SCHOOL FINANCE**

**Administration**

This line item provides funding for staff responsible for administration of the School Finance Act and the Colorado Preschool and Kindergarten Program, as well as auditing school districts to ensure compliance with the federal school lunch programs, public school transportation, and English language proficiency programs, as required by pursuant to Section 22-2-112, C.R.S. and Section 22-2-113, C.R.S.

**declining enrollment study**

This line item was established by HB08-1388. This line item provides funding for a statute that directs the department to contract with a private person or entity to conduct a study to evaluate how declining pupil enrollment in districts statewide impacts the students that remain in the districts with declining enrollment and to recommend possible remedies to any negative impacts the declining enrollment may have on students, as required pursuant to Section 22-54-132, C.R.S.

**State Share of Districts' Total Program Funding**

The primary source of funding for public schools in Colorado is provided pursuant to the Public School Finance Act of 1994, which establishes a per pupil-based formula for determining the "total program" funding level for each school district. The formula provides the same *base* amount of funding per pupil for every district. Pursuant to Section 17 of Article IX of the Colorado Constitution, the General Assembly is required to provide annual inflationary increases in base per pupil funding. Specifically, for FY 2001-02 through FY 2010-11, the base per pupil funding amount must increase annually by at least the rate of inflation plus one percent; for FY 2011-12 and each fiscal year thereafter, the base per pupil funding amount must increase annually by at least the rate of inflation. For FY 2008-09, base per pupil funding will need to increase from \$5,087.61 to \$5,250.41 (3.2 percent), based on an actual inflation rate of 2.2 percent in CY 2007. The formula increases base per pupil funding for each district based on factors that affect districts' costs of providing educational services. The formula also provides additional funding for districts with students who may be at risk of failing or dropping out of school. Thus, actual per pupil funding varies for each district. Legislative Council staff project that, on average, districts will receive per pupil funding of \$6,881.06 in FY 2008-09 (an increase of 3.3 percent). Each individual district's per pupil funding is multiplied by its funded pupil count to determine its "total program" funding. Local property and specific ownership taxes provide the first source of revenue for districts' total program funding, and the remainder is covered by state funds. Property taxes are based on each district's mill levy and the assessed (taxable) value of property in each district. Specific ownership taxes are paid on motor vehicles. State funds are then appropriated to fund the balance of districts' total program funding. For FY 2008-09, Legislative Council staff project that local property taxes and specific ownership taxes will increase by 2.6 percent.

**State Share CORRECTION FOR LOCAL SHARE OVERPAYMENTS IN PRIOR FISCAL YEARS**

An Interim Supplemental Request for FY 2009-10 was approved by the Joint Budget Committee on September 21, 2009. In this supplemental, the Department of Education requested \$3,684,365 cash funds from the State Public School Fund to provide additional state funding to Steamboat Springs RE-2 School District due to an erroneous over-collection of local revenues in the last two fiscal years. This is a one-time appropriation.

**APPROPRIATION TO STATE EDUCATION FUND**

Senate Bill 09-259 (the Long Bill) included an add-on to the appropriations for FY 2008-09. A new line item, Appropriation to State Education Fund, was created and a General Fund appropriation of \$120,964,055 was made. This appropriation is directly related to the federal ARRA stimulus moneys. Of \$150,000,000 made available by the ARRA stimulus moneys, \$120,964,055 was appropriated to the State Education Fund to address solvency issues.

**Military Dependent Supplemental Pupil Enrollment**

Pursuant to H.B. 07-1232 (Section 22-54-128, C.R.S.), certain school districts are eligible for additional state funding based on mid-year increases in enrollment. Specifically, for FY 2007-08 through 2010-11, any school district may apply for military dependent supplemental pupil enrollment aid for new pupils who are dependents of full-time active duty members of the U.S. military or are dependents of a member of the U.S. military reserve forces who has been called to active duty. If the number of these new pupils as of February 1 is at least 25 or represents at least a one percent increase, eligible districts may receive one-half of the district's per pupil revenues for each of these new pupils. Districts are required to apply for such additional funding, and the Department is required to submit a request to the General Assembly by March 1 for a supplemental appropriation in an amount that will fully fund the aggregate amount of the military dependent supplemental pupil enrollment aid allowed. The General Assembly "shall appropriate, subject to available appropriations," the amount authorized for military dependent supplemental pupil enrollment aid. In the event that the amount appropriated by the General Assembly is less than the amount of aid authorized for each eligible district, the Department is required to distribute available funding proportionately.

**Additional State Aid Related to Locally Negotiated Business Incentive Agreements**

Since 1990 (SB90-118), school districts have had the authority to negotiate incentive agreements with new or expanded businesses as a means of promoting economic development (see Section 22-32-110 (1) (ff) and (gg), C.R.S.). State law allows school districts, as well as cities and counties, to negotiate with taxpayers to forgive up to 50 percent of the property taxes levied on personal property attributable to a new or expanded business facility. A school district that negotiates such an agreement is eligible for additional state aid equal to the property tax revenues which are foregone as part of the agreement (see Section 22-54-106 (8), C.R.S.). The state

## Line Item Descriptions FY 2011-12 BUDGET REQUEST

"backfill" for foregone property tax revenues for any single facility is limited to ten years. Pursuant to S.B. 03-248, however, local school boards have not been allowed to enter into any new business incentive agreements since May 22, 2003.

The annual cost of backfilling for locally-negotiated business incentive agreements has ranged from \$67,250 in FY 1994-95 to \$2,785,645 in FY 2002-03. However, in FY 2002-03, the appropriation fell \$784,157 short of funding the required state aid associated with these agreements. The Department was thus required to reduce the state aid for all districts by the amount of the shortfall. Similar recisions were required in FY 2001-02 (\$244,237), and in FY 2003-04 (\$393). Pursuant to S.B. 05-200, however, a statewide recision is no longer necessary when the appropriation falls short. Instead, the shortfall only affects those districts that are receiving additional state aid as a result of an incentive agreement. The FY 2005-06 appropriation of \$1,140,015 fell short by \$757,126 (39.9 percent), the FY 2006-07 appropriation of \$904,942 fell short by \$845,430 (48.3 percent), and the FY 2007-08 appropriation of \$0 is anticipated to fall short by \$450,112 (100 percent).

### **Hold-harmless full-day kindergarten funding**

This line item was established by HB08-1388. This line item provides funding to school districts for students enrolled in full-day kindergarten, as required pursuant to Section 22-54-130, C.R.S.

### **DISTRICT PER PUPIL REIMBURSEMENT FOR JUVENILES HELD IN JAIL PURSUANT TO SECTION 22-32-141 (4) (d), C.R.S.**

Senate Bill 10-054 requires school districts to provide educational services for no more than four hours per week during the regular school year to juveniles who are charged as adults in criminal matters and are being held pending trial in county jails or other facilities that detain adult offenders. The school districts are required to comply with the federal Individuals with Disabilities Education Act when the juvenile has a disability. The districts are not required to provide educational services to juveniles who have graduated from high school, received a GED, or refused such services. Juveniles who refuse services must be offered a weekly chance to accept services.

The appropriation attached to this bill for FY 2010-11 assumes that 22 juveniles will require educational services each school year, including 18 who were counted by the school district in which they reside and four who were not. At the facility school rate of \$41.20 per day, the department will require \$29,032 to pay per pupil funding for the four juveniles who were not included in any school district's per pupil enrollment count. This appropriation is included in this line item on the Long Bill.

At the facility school rate of \$41.20 per day, the department will require \$159,526 to pay per pupil funding for all juveniles whether or not they were included in their school district's per pupil enrollment count. This appropriation is included in a similar line item on the

## Line Item Descriptions FY 2011-12 BUDGET REQUEST

Long Bill: 2) Assistance to Public Schools, (C) Grant Programs, Distributions, and Other Assistance, (VI) Facility Schools, District Per Pupil Reimbursement for Juveniles Held in Jail Pursuant to Section 22-32-141 (4) (d), C.R.S.

Further, the department requires \$20,729 and 0.2 FTE in order to establish and administer systems that collect data from jails and other adult facilities and make monthly payments to school districts. This appropriation is included in the Long Bill line item: 2) Assistance to Public Schools, (A) Public School Finance, Administration.

Funding for all the above appropriations shall be from the Read-To-Achieve Cash Fund.

### **(B) CATEGORICAL PROGRAMS**

Programs designed to serve particular groups of students (e.g., students with limited proficiency in English) or particular student needs (e.g., transportation) have traditionally been referred to as "categorical" programs. Unlike public school finance funding, there is no legal requirement that the General Assembly increase funding commensurate with the number of students eligible for any particular categorical program. However, Section 17 of Article IX of the Colorado Constitution requires the General Assembly to increase *total state funding* for all categorical programs annually by at least the rate of inflation plus one percent for FY 2001-02 through FY 2010-11, and by at least the rate of inflation for subsequent fiscal years. For example, based on the actual inflation rate for calendar year 2007 (2.2 percent), the General Assembly is required to increase state funding for categorical programs by at least \$6.7 million (3.2 percent) for FY 2008-09.

The General Assembly determines on an annual basis how to finance the required increase, and how to allocate the required increase among the various categorical programs.

### **DISTRICT PROGRAMS REQUIRED BY STATUTE**

#### **Special Education PROGRAMS FOR Children with Disabilities**

Pursuant to the federal *Individuals with Disabilities Education Act* and the state *Exceptional Children's Educational Act* [Article 20 of Title 22, C.R.S.], school districts are required to provide free educational services to children, ages three to 21, who by reason of one or more conditions are unable to receive reasonable benefit from ordinary educational services. Districts are also required to provide free educational services to children "whose presence in the ordinary educational program is detrimental to the education of others and who must therefore receive modified or supplementary assistance and services in order to function and learn". Services provided must be individualized and appropriate for the specific needs of the child, and, to the extent possible, be provided in the least restrictive environment. Federal and state law require administrative units (usually a school district or a board of cooperative service) to provide all necessary services to children identified as having a disability regardless of the cost or other district needs and priorities. In



## Line Item Descriptions FY 2011-12 BUDGET REQUEST

addition to total program funds districts receive to provide educational services to children with disabilities (including three- and four-year-old children); districts are statutorily eligible to receive reimbursement for additional costs incurred in providing educational services to school-age children with disabilities. These reimbursements are subject to available appropriations. For FY 2006-07, the Department allocated the following amounts to administrative units and state-operated programs:

State Funding \$ 115,953,326

Federal IDEA, Part B Grant 124,738,515

Federal IDEA, Part B, Section 619 Grant (Preschool) 3,726,919

Total: SFY 2006-07 244,418,760

*Federal funds* are generally allocated based on the total number of elementary and secondary students within the boundaries of each administrative unit, with a portion of the funding allocated based on the number of children living in poverty. Pursuant to H.B. 06-1375, the Department allocated *state funds* among units as follows for FY 2006-07:

- Administrative units received \$1,250 for each child with a disability who was reported on the December 2005 (prior year) special education count. [\$103.9 million for FY 2006-07]
- Administrative units received an additional \$6,000 per student for a percentage of the children reported on the December 2005 count with the following disabilities: significant limited intellectual disability, significant identifiable emotional disability, hearing disability, vision disability, deaf-blind, autism, traumatic brain injury, and multiple disabilities. The percentage is determined by the appropriation. [\$9.6 million for FY 2006-07]
- Administrative units received grants for reimbursement of high costs incurred in providing special education services to a child in the preceding fiscal year. For FY 2006-07, "high costs" were considered those exceeding \$40,000. These grants were distributed based on recommendations from the Colorado Special Education Fiscal Advisory Committee, taking into consideration the magnitude of the high costs incurred by a unit in relation to its budget. [\$2.0 million for FY 2006-07]
- A total of \$402,000 was allocated to reimburse administrative units for excess costs paid to eligible facilities within the unit's boundaries for students with disabilities: (a) for whom parental rights have been relinquished or terminated; (b) the parents of whom are incarcerated or cannot be located; (c) the parents of whom reside out of the state but the Department of Human Services has placed such children within the administrative unit; or (d) who are legally emancipated.

### **English Language Proficiency Program**

Pursuant to the federal *No Child Left Behind Act* [Title III - Language Instruction for Limited English Proficient and Immigrant Students], the federal *Civil Rights Act of 1964* [Title VI], and the English Language Proficiency Act [Article 24 of Title 22, C.R.S.], districts are required to identify and provide programs for students whose dominant language is not English. The Department previously provided data detailing the number of students eligible for state funding as well as the number receiving English language

## Line Item Descriptions FY 2011-12 BUDGET REQUEST

learner (ELL) services who are not eligible for state funding, by grade level. This data indicated that the largest numbers of students are receiving ELL services in preschool through third grade (46 percent).

Some federal funding is available for such programs (an estimated \$11.3 million for FY 2007-08), and the State provides assistance to districts through two mechanisms. First, districts receive "at risk" funding through the School Finance Act for students whose dominant language is not English. Second, districts receive funding through the English Language Proficiency Act (ELPA) for students whose dominant language is not English. This ELPA funding, however, is limited to a maximum of two years per student. For FY 2006-07, the Department of Education distributed \$6.1 million in state ELPA funding to 143 school districts for 71,582 eligible students. Nearly two-thirds of state funding is provided for students in kindergarten through third grade.

The Department is required to allocate state funding in two parts:

- Three-quarters of the amount appropriated is to be used to provide funding to districts serving students who: (a) speak languages other than English and do not comprehend or speak English; or (b) students who comprehend or speak limited English, but whose predominant language is not English. Annual per eligible student funding for these types of students may not exceed \$400 or 20 percent of the state average per pupil operating revenues for the preceding year, whichever is greater.
- The remaining 25 percent of the appropriated is to be distributed to districts that serve students whose dominant language is difficult to determine as they speak and comprehend limited English and at least one other language. Annual per eligible student funding for these types of students may not exceed \$200 or 10 percent of the state average per pupil operating revenues for the preceding year, whichever is greater.

### **(I) OTHER CATEGORICAL PROGRAMS**

#### **Public School Transportation**

Pursuant to Section 22-32-113, C.R.S., a school district may provide transportation for students to and from school. However, a school district must provide transportation for students who fall under the federal *Individuals with Disabilities Education Act* or Section 504 of the federal *Rehabilitation Act of 1973*, as well as homeless students. The Department indicates that with the exception of one district (San Juan - Silverton), all districts provide transportation services. Statewide, over 40 percent of students are transported. School districts employ a fleet of over 6,200 buses and small vehicles traveling approximately 50.4 million miles each year.

State funding is provided to reimburse school districts for a portion of the costs incurred to transport students. Pursuant to Section 22-51-104, C.R.S., and subject to available appropriations, each district is eligible to receive reimbursement equal to \$0.3787 per-mile-traveled plus 33.87 percent of its total transportation-related costs (excluding capital outlay expenses) in excess of the per-mile-traveled reimbursement. Districts are authorized to generate additional local revenues to support their transportation programs via an additional mill levy or a transportation user fee. While voter approval is required to levy additional taxes, as of FY 2005-06, a district

## Line Item Descriptions FY 2011-12 BUDGET REQUEST

is allowed to impose a user fee without prior voter approval. Six districts have received voter approval to levy separate mills to generate additional local revenues<sup>17</sup>, but no district has imposed a separate user fee. In years when the appropriation does not fully fund the maximum allowable reimbursement, the Department prorates reimbursements accordingly.

### **Transfer to the Department of Higher Education for Distribution of State Assistance for CAREER AND TECHNICAL Education**

The State Board for Community Colleges and Occupational Education is responsible for approving vocational education programs, as well as distributing state funds to school districts with students enrolled in approved vocational education programs. The Colorado Commission on Higher Education indicates that roughly 93 percent of school districts provide vocational educational opportunities to their students.

The state funds appropriated pursuant to the Colorado Vocational Act are distributed to school districts to partially reimburse related personnel, books and supplies, and equipment for approved programs. Specifically, state funding is available to a district if its approved vocational education program cost per full-time equivalent student exceeds 70 percent of the district's per pupil operating revenues for the same fiscal year. A district is eligible to receive reimbursement for 80 percent of the first \$1,250 in "excess costs" incurred, and 50 percent of any excess costs above \$1,250. Each participating district is required to estimate program costs and enrollments at the beginning of each school year, and actual cost data at the end of the school year. Districts receive funding quarterly based on such estimated figures. Any difference between a district's estimated and actual costs is added or subtracted from the first quarterly payment in the following fiscal year. If the appropriation is insufficient to fully fund the amount districts are eligible to receive, the Department of Higher Education prorates distributions accordingly.

### **Special Education PROGRAMS FOR Gifted and Talented Children**

The state *Exceptional Children's Educational Act* defines gifted students as those whose "abilities, talents, and potential for accomplishments are so outstanding that they require special provisions to meet their educational needs" [see Section 22- 20-103 (3.7), C.R.S.]. Unlike providing educational services for children with disabilities, Colorado school districts are not required to provide special educational services for gifted and talented children. Pursuant to Section 22-20-104.5, C.R.S., however, each administrative unit is required to adopt and implement a program to identify and serve gifted children; the plan is to be implemented "to the extent that funds are provided for the implementation". Funding that is provided by the state for gifted and talented programs are to supplement, not supplant, programs for students with disabilities.

For FY 2006-07, the Department allocated \$7.5 million to administrative units. State distributions may be used for teacher salaries, staff training and development, and activities, materials and equipment associated with the education of gifted students. In order to receive funding, a district or board of cooperative service must submit a complete and thorough plan for gifted and talented education

Line Item Descriptions FY 2011-12 BUDGET REQUEST

programming. The Department has established a formula for distributing funds that allocates funds on a per-student basis, while ensuring that each administrative unit receives the same base amount of funding each year (based on FY 2002-03 funding levels). Another \$500,000 will be used to support ten gifted education regional consultants and professional development.

**Expelled and At-risk Student Services Grant Program**

This program, first funded in FY 1997- 98, provides grants to school districts, to boards of cooperative services, to charter schools, alternative schools within school districts, to nonpublic, nonparochial schools, and to pilot schools (established pursuant to Section 22-38-101 et seq., C.R.S.) for the provision of educational services to expelled students and to students at risk of being suspended or expelled. The Department evaluates grant applications received, and the State Board of Education approves annual grant awards. The Department places strong emphasis on research-validated programs and strategies, and programs are required to show significant district support for program sustain ability after grant funding ends. The Board is required to award at least 45 percent of the moneys to applicants who provide educational services to students from more than one school district. The Department awards grants on a rolling basis (i.e., when one grant is completed, the funding is reallocated to fund a new award).

**Small Attendance Center Aid**

Pursuant to Section 22-54-122, C.R.S., school districts that operate a school with fewer than 200 pupils that is located twenty or more miles from any similar school in the same district are eligible to receive additional state funding to offset the unique costs associated with operating such schools. The amount of additional state aid that a district is eligible to receive is based on the number of eligible schools it operates, the number of pupils in each eligible school, and the district's per pupil funding. Similar to other categorical programs, whether a school district eligible for Small Attendance Center Aid actually receives the maximum reimbursement allowable is subject to appropriation:

*The general assembly shall appropriate annually an amount for small attendance center aid to be distributed pursuant to the formula in subsection (2) of this section. In the event the amount of money appropriated by the general assembly is less than the amount of aid authorized by this section to all districts, the amount to be distributed to each school district shall be in the same proportion as the amount that the appropriation bears to the total amount of aid for all districts. [Section 22-54-122 (3), C.R.S.]*

However, the amounts appropriated annually since FY 1998-99 have provided adequate funding to reimburse eligible districts for the full amount statutorily allowed.

**Comprehensive**

**Health**

**Education**

## Line Item Descriptions FY 2011-12 BUDGET REQUEST

The *Colorado Comprehensive Health Education Act of 1990* encourages every school district to provide a pre K-12th grade planned, sequential health education program. The program stresses parental and community involvement, and parents have the right to exempt students from any or all of the health education program. This line item provides funding for the Department to allocate funds among school districts and BOCES seeking funding for a local comprehensive health education program. The Department of Education is to work with the Department of Public Health and Environment to review applications for state funding, and the State Board of Education is to allocate available funds. Grants to implement a pre K-12th grade comprehensive health education program are available in three year cycles. The next application period begins this spring.

### **(C) GRANT PROGRAMS, DISTRIBUTIONS, AND OTHER ASSISTANCE**

#### **(I) HEALTH AND NUTRITION**

##### **Federal Nutrition Programs**

Effective with FY 2008-09 this line item reflects all federal funding that is available for nutrition programs (an estimated \$96 million for FY 2008-09), along with the staff that are supported by a portion of that funding (7.1 FTE). Previously, these amounts were included in the "Appropriated Sponsored Programs" line item. In addition, 0.9 FTE responsible for administering nutrition programs were transferred from the General Department and Program Administration line item.

##### **State Match for School Lunch Program**

The National School Lunch Program, which is administered by the Food and Nutrition Service of the U.S. Department of Agriculture, was created in 1946. The program allows public or private non-profit schools and public or private nonprofit residential child care facilities to receive cash subsidies and donated commodities from the U.S.D.A. for each meal they serve. Participating schools and facilities must serve meals that meet certain federal requirements and they must offer free or reduced price lunches and after school snacks to eligible children. Specifically, meals must be free to children whose families are at or below 130 percent of the federal poverty level, and offered at a reduced price (up to \$0.40 per meal) to those with families between 130 percent and 185 percent of the federal poverty level. Children from families with incomes above 185 percent of the federal poverty level must pay full price, but their meals are still subsidized to some extent.

For FFY 2007-08, participating schools and facilities receive:

- \$2.47 for each free lunch;

## Line Item Descriptions FY 2011-12 BUDGET REQUEST

- \$0.68 for each free snack;
- \$2.07 for each reduced price lunch;
- \$0.34 for each reduced price snack;
- \$0.23 for each full price lunch; and
- \$0.06 for each full price snack.

Schools with a high percentage of low-income children may also qualify for higher reimbursement rates. In addition, participating schools and facilities are entitled to receive commodity foods for each meal served. Participation in the federal program has increased steadily since 1946. In Colorado, school districts and child care facilities received about \$83.4 million to serve 364,556 children in FFY 2006-07.

Under federal law, states must comply with maintenance of effort (MOE) requirement in order to receive a portion of federal funds available through the National School Lunch Program. Colorado must comply with a \$2,472,644 MOE requirement or risk losing about \$11 million of the federal funds available through the program annually. Prior to FY 2001-02, a portion (approximately 80 percent) of Colorado's MOE was met by counting "unrecovered indirect costs". Specifically, school districts in Colorado have not historically recovered the maximum allowable amount of federal funds to cover the indirect costs of operating a school lunch program. Federal funds that could have been used for indirect expenses have instead been spent directly on districts' school lunch programs.

Pursuant to S.B. 01-129, the General Assembly is now required to appropriate by separate line item an amount to comply with the MOE requirement for National School Lunch Program [see Section 22-54-123, C.R.S.]. The state matching funds are allocated by the Department among participating school districts. Districts may only use funds provided by this line item for the school lunch program, and districts that have previously used their own general fund moneys to subsidize school lunch service are not allowed to use moneys received from this line item to supplant that level of subsidy. Senate Bill 01-129 included an appropriation of \$2,472,644 from the State Public School Fund for FY 2001-02, and the General Assembly has appropriated the same amount annually in subsequent fiscal years. Subsequently, the federal government has indicated that states are required to meet the MOE requirement each school year as a condition of the state's receipt of federal "general cash assistance" funds, and the intent of this requirement is that a minimum amount of state revenues be provided to supplement the federal funds provided to schools to support the overall aim of the National School Lunch Program (which is to provide lunches to children in school). States are required to "ensure that State revenues and State revenues only, can be shown to have been transferred into the school food service accounts of participating schools, or that school food service expenses have been borne by State revenues where these are to be counted in meeting the revenue match".

### **child nutrition School Lunch protection Program**

## Line Item Descriptions FY 2011-12 BUDGET REQUEST

This line item was established by SB08-123. This line item provides funding for the creation of the child nutrition school lunch protection program and child nutrition school lunch protection program fund to eliminate the reduced price paid by children for reduced-cost lunches in kindergarten through second grade, as required pursuant to Section 22-82.9, C.R.S. This bill authorizes multi-district online programs operating in learning centers to participate in the program.

### **School Breakfast Program**

The federal school breakfast program, administered by the Food and Nutrition Service of the U.S. Department of Agriculture, began as a pilot program in 1966 and was made permanent in 1975. Similar to the federal School Lunch Program, public or private non-profit schools and public or private non-profit residential child care facilities may participate in the program. Participating schools and facilities receive federal subsidies for every meal they serve. Participating schools and facilities must serve breakfasts that meet certain federal requirements and they must offer free or reduced price breakfasts to eligible children. Specifically, meals must be free to children whose families are at or below 130 percent of the federal poverty level, and offered at a reduced price (up to \$0.30) to those with families between 130 percent and 185 percent of the federal poverty level. Children from families with incomes above 185 percent of the federal poverty level must pay full price, but their meals are still subsidized to some extent. For FFY 2007-08, participating schools and facilities receive:

- \$1.35 for each free breakfast;
- \$1.05 for each reduced price breakfast; and
- \$0.24 for each full price breakfast.

Schools may also qualify for higher "severe need" reimbursements (up to \$0.24 higher) if a specified percentage of their breakfasts are free or reduced price. Participation in the federal program has increased steadily since 1970. In Colorado, school districts and child care facilities received about \$18.6 million to serve 90,710 children in FFY 2006-07.

Pursuant to H.B. 02-1349, as amended by S.B. 03-183 [Section 22-54-123.5, C.R.S.], the General Assembly, may appropriate by separate line item an amount to assist school districts and Institute charter schools that are providing a school breakfast program through participation in the federal School Breakfast Program. The Department of Education is required to allocate the state funds among participating school districts, and school districts are required to use the state moneys to create, expand, or enhance the school breakfast program in each low-performing school of the receiving district with the goal of improving the academic performance of the students attending such schools.

### **STart SMart Nutrition Program Fund** **Start Smart Nutrition Program**

## Line Item Descriptions FY 2011-12 BUDGET REQUEST

Senate Bill 07-59 created the Smart Start Nutrition Program to eliminate the amount paid by students participating in the federal School Breakfast Program who are eligible for reduced-price meals (Section 22-82.7-101 et seq., C.R.S.). Other objectives of the program include increasing the number of students who consume a nutritious breakfast each day, decreasing statewide health care costs by improving the health of school-age children, and lessening students' risk of obesity by providing nutritious breakfast options. This act requires the General Assembly to annually appropriate at least \$700,000, but not more than \$1,500,000, to the newly created Smart Start Nutrition Program Fund for such purpose. The Department is authorized to spend up to one percent of moneys appropriated from the Fund to cover associated administrative costs. The act included an appropriation of \$700,000 General Fund to the Smart Start Nutrition Program Fund, along with a commensurate amount of cash funds exempt spending authority out of such fund.

### **S.B. 97-101 Public School Health Services**

Pursuant to Section 25.5-5-318, C.R.S. (S.B. 97-101), school districts, boards of cooperative services (BOCES), and state K-12 educational institutions are authorized to be reimbursed through Medicaid for health care services provided to Medicaid eligible students. In order to do so, districts and BOCES must certify local expenditures on health care services in order to claim and receive federal Medicaid funding. Districts are required to use the Medicaid funds received to provide student health care services. Each district is required to develop a local services plan that identifies the types of health services needed by students and the services it plans to provide. Districts spend the Medicaid funds for a variety of health-related purposes. The majority of funds are spent: providing nursing and other health clinic services; providing mental health services; providing speech, language, and vision services; providing physical and occupational therapy services; for health-related materials, equipment, and supplies; and conducting health insurance outreach activities (for Medicaid and CHP+).

The Department of Health Care Policy and Financing is responsible for the Medicaid billing aspects of the program, including developing regulations and administrative guidelines for submitting claims and contracting with individual districts. The Department of Education is responsible for providing technical assistance to districts in meeting administrative requirements and developing local service plans. Up to ten percent of the federal Medicaid funds that districts "earn" may be used to cover administrative costs incurred by the Department of Health Care Policy and Financing (DHCPF) and the Department of Education, and the remainder is paid directly to districts and BOCES for the provision of health care services.

The appropriations to DHCPF for this program reflect both the federal Medicaid funds (reflected as federal funds) and the local certified matching funds (reflected as cash funds exempt). The total funds appropriated to DHCPF cover the administrative costs incurred by the DHCPF and the Department of Education, as well as actual costs of health care claims. The appropriation to the Department of Education, however, only reflects the federal Medicaid funds that are used by the Department of Education to administer the program.



**(II) CAPITAL CONSTRUCTION**

**School Capital Construction Expenditures Reserve Fund**

*Giardino Lawsuit Settlement Requirements.* Pursuant to S.B. 00-181, the General Assembly is required to appropriate a total of \$190.0 million from the General Fund over an eleven-year period to assist school districts with capital improvements. The \$190.0 million is to be split between two funds. A total of \$105.0 million is to be appropriated to the *School Capital Construction Expenditures Reserve Fund*<sup>21</sup> (the Reserve Fund) for capital expenditures of school districts that: (a) address immediate safety hazards or health concerns; (b) relieve excessive operating costs created by insufficient maintenance or construction spending; or (c) relieve conditions that detract from an effective learning environment. The remaining \$85.0 million is to be appropriated to the *School Construction and Renovation Fund* (SCRF) to provide matching grants to districts for qualified capital construction projects.

Please note that S.B. 00-181 does not require any of the above appropriations in any fiscal year in which the General Fund revenues do not exceed certain annual obligations by more than \$80.0 million. Specifically, S.B. 00-181 included the following provision:

"(c) Notwithstanding the provisions of paragraph (b) of this subsection (4), in any fiscal year 2000-01 through 2010-11, no appropriation shall be made in such fiscal year if general fund revenues for the applicable fiscal year do not exceed general fund obligations and the moneys required to be allocated to the highway users tax fund pursuant to section 39-26-123 (2) C.R.S., for the applicable fiscal year by more than eighty million dollars as determined by the general assembly as of the time any conference committee report is adopted on the general appropriation bill enacted for the applicable fiscal year.

(d) For purposes of paragraph (c) of this subsection (4), "general fund obligations" include:

(I) General fund appropriations required by permanent statute or constitutional provision;

(II) General fund appropriations up to the limitation established by paragraph (a) of subsection (1) of this section and general fund appropriations that are exceptions to said limitation;

(III) The general fund transfer to the capital construction fund provided in section 24-75-302 (2) including any additional transfers necessary to fund capital construction priorities for the applicable fiscal year;

(IV) Any transfer to the controlled maintenance trust fund pursuant to the provisions of section 24-75-302.5;

(V) Any refunds required to be made by section 20 of article x of the state constitution; and

(VI) The reserve required to be maintained pursuant to paragraph (d) of subsection (1) of this section."

Thus, the General Assembly is not required to make the scheduled General Fund appropriation if revenues are not projected to be sufficient to fund:

(1) the operating budget (the full six percent allowable increase);

(2) obligations included within "rebates and expenditures" (such as the state contribution to local fire and police pension plans);

## Line Item Descriptions FY 2011-12 BUDGET REQUEST

- (3) General Fund transfers to the Capital Construction Fund and the Controlled Maintenance Trust Fund (including any transfers necessary for FY 2008-09 projects);
- (4) TABOR refunds;
- (5) the four percent statutory reserve; plus,
- (6) \$80 million.

Subsequently, the General Assembly has chosen to waive this provision in certain years, and it passed legislation last Session to allow the General Assembly to appropriate General Fund moneys for the Giardino lawsuit settlement even if General Fund revenues are not projected to exceed the above-described threshold i.e., through the Long Bill rather than requiring a statutory change). The deadline for the adoption of the conference committee report on the FY 2008-09 Long Bill is April 11. Thus, this threshold should be applied on a prospective basis based on the March 2008 Legislative Council Staff revenue forecast. *Moneys Made Available To Date*. Due to revenue shortfalls, the General Assembly was not statutorily obligated to appropriate General Fund moneys for school capital construction, as delineated in S.B. 00-181, from FY 2001-02 through FY 2005-06. However, the General Assembly elected to waive this provision for certain fiscal years. It has also appropriated moneys from the State Education Fund for capital construction purposes. In addition, lottery proceeds have been available for capital construction needs in each of the last five fiscal years.

### **School Construction and Renovation Fund**

Any General Fund appropriation to the School Construction and Renovation Fund would be used by the Department to provide matching grants to school districts for capital construction projects that have been prioritized based on statutory criteria.

#### **division of public school capital construction assistance**

This line item was established by HB08-1335. This line item funds the creation of the division of public school capital construction assistance as a type 2 agency within the department of education. The function of this division is to provide professional and technical support to the public school capital construction assistance board so that financial assistance can be provided for public schools in an equitable, efficient, and effective manner, as required pursuant to Section 22-43.7-105, C.R.S.

#### **public school capital construction assistance board – lease payments**

This line item was established by HB08-1335. This line item provides funds for public school capital construction assistance board lease payments, as required pursuant to Section 22-43.7-110, C.R.S.

#### **financial assistance priority assessment**

## Line Item Descriptions FY 2011-12 BUDGET REQUEST

This line item was established by HB08-1335. This line item provides funds for the board of education to conduct, or contract for, a financial assistance priority assessment of public school facilities throughout the state. The assessment of each public school facility capital construction project is to be based on the condition of the facility, air and water quality in the facility, facility space requirements, the ability to accommodate educational technology, facility site requirements, and facility demographics, as required pursuant to Section 22-43.7-108, C.R.S.

### **Full-day kindergarten facility capital construction fund**

This line item was established by HB08-1388. This line item provides funding for grants or matching grants to any school district or institute charter school that is undertaking a capital construction project to renovate a facility, rent a facility, or provide a temporary auxiliary facility that will be used in conjunction with providing a full- day kindergarten program, as required pursuant to Section 22-43.7-201, C.R.S.

### **Charter School Capital Construction**

Senate Bill 01-129 created a new program to distribute State Education Fund moneys to charter schools for capital construction, providing that certain "qualified" charter schools will receive a flat amount of funding per pupil for capital construction expenditures. The amount that each charter school received per pupil was originally calculated as 130 percent of the minimum per pupil capital reserve amount that each district is required to budget; for FY 2001-02, qualified charter schools received \$322 per pupil. Thus, the amount of funding required for charter school capital construction was originally required to increase each year based on the number of qualified charter schools, the number of pupils attending such schools, and inflationary increases in the minimum per pupil capital reserve amount.

Subsequently, the General Assembly adopted legislation which modified this program in two significant ways. First, the amount appropriated for the program is now specified in statute.

Pursuant to Section 22-54-124 (3) (a) (III) (A), C.R.S., the General Assembly shall appropriate \$5.0 million from the State Education Fund for FY 2007-08 and subsequent fiscal years. This provision includes a legislative declaration indicating that this is a permissible use of the moneys in the State Education Fund since these moneys are being used for "*public school building capital construction*".

Second, any charter school with capital construction costs is eligible to receive funding (except any charter that operates within a state facility). Moneys appropriated each year are allocated among charter schools on a per pupil basis, except that any charter school operating in a school district facility that does not have ongoing financial obligations to repay the outstanding costs of new construction undertaken for the charter school's benefit receives one-half the amount per pupil that other charter schools received. [See Section 22-54-124, C.R.S.]

**state charter school institute capital construction assistance**

This line item was established by SB09-089. This line item provides funding to the Institute Charter School Capital Construction Assistance Fund. This fund consists of one percent of the per pupil funding calculated for each institute charter school and assists charter schools in meeting capital construction needs, as required pursuant to Section 22-30.5-513, C.R.S.

**(III) READING AND LITERACY**

**FEDERAL TITLE I READING FIRST GRANT**

The Reading First grant program was established through the *No Child Left Behind Act*, passed by Congress in December 2001 [Title I-B, Subpart 1]. States are eligible to receive federal funds annually to help school districts identify and adopt "scientifically based" reading programs for children in kindergarten through third grade. Up to 10 percent of federal funds are available as target or incentive grants to states that increase the number of students reading at a "proficient" level. States are required to distribute at least 80 percent of their funds to districts, giving priority to high-poverty areas with a high percentage of students in kindergarten through third grade reading below grade level. States are allowed to use remaining funds for a number of related activities, including: teacher preparation, professional development, and licensure and certification (65 percent); technical assistance to help districts implement Reading First (25 percent); and administration, planning, and reporting (10 percent).

Colorado was one of the first three states to have its plan related to Reading First approved, and the State received \$9.0 million for the first year of the program. The majority of these funds (\$8.2 million) was not spent in FY 2002-03 and was "rolled forward" to FY 2003-04. Pursuant to federal law, the funds are awarded competitively to local programs that show they will enhance young children's language and cognitive development by providing high-quality instruction and ongoing professional development based on scientifically based research. Colorado Reading First has served 54 districts and 82 schools across the state. The first set of grants were awarded to 32 schools ("cohort 1") beginning in the summer of 2003. Eleven of these schools received funding for a fourth year in FY 2006-07. The Department awarded grants to 50 schools ("cohort 2") beginning in the summer of 2005.

The Department notes that some schools (21 in FY 2003-04 and 38 in FY 2004-05) have received both federal Reading First grants and Read-to-Achieve grants. The Department indicates that these high poverty schools were able to use Read-to-Achieve funds to provide additional intensive instruction (e.g., before and after school programs) for their students most at risk of failure, and to use Reading First funds to provide ongoing professional development and coaching supports for each K-3 teacher as well as special services providers.

## Line Item Descriptions FY 2011-12 BUDGET REQUEST

The Department indicates that in addition to providing assistance to districts to establish reading programs based on scientifically based reading research for students in kindergarten through third grade classrooms, these federal funds are being used for the following purposes:

- To focus on providing significantly *increased teacher professional development* to ensure that all teachers, including special education teachers, have the skills they need to effectively teach reading; and
- To provide assistance to districts in selecting appropriate *screening and diagnostic assessments* and preparing classroom teachers to effectively screen, identify and overcome reading barriers facing their students.

This line item is included in the Long Bill for informational purposes.

### **Read-to-Achieve Grant Program**

Senate Bill 00-71 and S.B. 00-124 established the Read-to-Achieve Grant Program, and the program was recently modified through S.B. 07-192. Pursuant to Section 22-7-901 et seq., C.R.S., schools may apply for grants through the program to fund intensive reading programs for students in kindergarten through third-grade (including students between the third- and fourth-grades) whose literacy and comprehension skills are below grade level. Schools may utilize the funds for in-class support and assistance, one-on-one school day pull-out programs, after school tutoring programs, or summer programs. Schools may request grant funds for up to three years. However, schools are required to demonstrate that at least 65 percent of the pupils who completed the one year instructional cycle of the intensive reading program reached their achievement goals or demonstrated that they are on pace to achieve grade level proficiency on the statewide reading assessment.

The primary source of funds for the program is the Tobacco Litigation Settlement Cash Fund. This program currently receives five percent of the annual amount of settlement moneys received by the State, up to a maximum of \$8.0 million. The Department is authorized to use up to three percent of moneys in the Read-to-Achieve Cash Fund for the expenses incurred by the Read-to-Achieve Board in administering the program. These costs include expenditures associated with 1.0 FTE, an external evaluator, tobacco oversight costs, outside consultants (who conduct site visits and provide technical assistance), networking days, travel, temporary services, postage, printing/reproduction, supplies, and materials.

### **Family Literacy Education Fund**

### **Family Literacy Education Grant Program**

Pursuant to Section 22-2-127, C.R.S. (H.B. 04-1360), the State Board of Education is required to create, maintain, and make available to school districts a resource bank of materials pertaining to financial literacy. The Department is required to provide technical assistance related to curriculum design upon the request of a school district or a charter school. This provision includes a legislative

## Line Item Descriptions FY 2011-12 BUDGET REQUEST

declaration that the creation of a financial literacy resource bank is "an important element of an *accountable program to meet state academic standards*" and may therefore receive funding from the State Education Fund. The Department is also authorized to accept and expend any gifts, grants, or donations for purposes of implementing this provision, which are to be credited to the Financial Literacy Cash Fund. Initially, the Department added links through its webpage to various materials and information sources related to financial literacy resources, curriculum instruction and assessment materials.

Beginning in FY 2005-06, the Department distributed a request for proposals allowing schools and districts to submit proposals for designing and implementing financial literacy curriculum and instruction.

In FY 2005-06, six schools and districts received grants ranging from \$5,234 to \$8,044. In FY 2006- 2007, four schools and districts received grants of \$10,000 each. The Department has not yet distributed funds for FY 2007-08. The Department sought feedback from previous grantees and financial groups in the state, and learned that while financial literacy curriculum materials are readily available at low or no cost, teachers lack a clear understanding of how to implement financial literacy tenets into existing curriculum structures. The Department determined that what educators value most is model curriculum that integrates these financial literacy concepts into the curriculum design in a meaningful way. Teachers also need technical support on how to teach using these integrated materials.

The Department plans to convene focused groups of financial literacy institutions and educators of business, economics, and math to study this issue and design model curriculum. The graduation guidelines council and Colorado Department of Higher Education will also be included in these planning conversations. The Department will use feedback from these various groups to determine and outline next steps for technical assistance. A school district may be engaged to develop and implement model curriculum that integrates financial literacy into their existing curricula for all students and provide these materials to others in the state.

In FY 2008-09, the Department plans to disseminate and provide technical assistance for the implementation of model financial literacy curriculum. This approach is consistent with the Department's "Forward Thinking" goal to design, detail and disseminate model curricula in the area of financial literacy. The Department indicates that pilot programs would continue and be expanded that would help to find ways to integrate financial literacy into existing curriculum at various grade levels. The artifacts that are developed would be available to districts and schools across the state.

### **(IV) PROFESSIONAL DEVELOPMENT AND INSTRUCTIONAL SUPPORT**

#### **Closing the Achievement Gap**

In 2001, the House of Representatives adopted H.J.R. 01-1014 (Dean/Matsunaka) stating that, "... closing the learning gap is an important goal of Colorado's education reform program...", and urging the State Board of Education and the Department of Education "to take all appropriate steps to make closing the learning gap a central element of educational accountability in Colorado". In 2003,

## Line Item Descriptions FY 2011-12 BUDGET REQUEST

the General Assembly passed S.B. 03-254 (Spence/Evans) [Section 22-7-611, C.R.S.] created the "Closing the Achievement Gap Program" to provide extensive assistance to eligible schools that are at risk of being converted into an independent charter school. Eligible schools include those that have received an academic performance rating of "unsatisfactory" or are identified by the State Board of Education as having a significant achievement gap. By April 1 of the school year proceeding the year in which an eligible school intends to participate in the program, the Department is required to prepare and distribute an outline of different strategies that schools may implement to improve academic achievement. *Subject to available appropriations*, the Department is to make assistance available to participating eligible schools. The assistance could consist of information, personnel, and program and technical support. The bill also established the "Closing the Achievement Gap Commission" and the "Closing the Achievement Gap Cash Fund", which is to consist of gifts, grants, and donations received by the Department. The Legislative Council Staff fiscal note for this bill indicated that the program would be supported by gifts, grants, and donations.

*Recent Funding Requests.* The State Board of Education has talked about seeking funding for purposes of addressing the achievement gap for a number of years, and approved related funding requests three times from November 2001 through January 2007. Only one of these requests was included as part of the Governor's official budget request, as described below:

**FY 2002-03:** The State Board and the Governor requested \$6,000,000 State Education Fund for the following purposes: \$300,000 for state data reporting system changes; \$800,000 for longitudinal analyses of student assessment data; \$400,000 for eight consultants to provide technical assistance to schools and districts related to closing the learning gap; and \$4.5 million to provide grants of \$50,000 to 90 schools identified as having significant gaps in achievement between groups of students. The General Assembly did not appropriate the moneys requested.

**FY 2003-04:** The State Board approved a budget request that included \$1.0 million from the State Education Fund for closing the achievement gap. This request was not included as part of the Governor's budget request.

**FY 2006-07:** On January 9, 2007, the State Board approved a budget request for \$1,462,500 General Fund to identify schools with significant achievement gaps and to support teams of experts to work with individual schools and communities to close the gap. This proposal was based on costs of \$20,000 to \$25,000 per school, for 60 to 65 schools. This request was not included as part of the Governor's budget request. To date, the General Assembly has not appropriated any moneys specifically for purposes of addressing the achievement gap, and staff is not aware of any gifts, grants, or donations that have been credited to the Closing the Achievement Gap Cash Fund.

Through *Decision Item #3 for FY 2008-09*, the State Board of Education and the Governor requested and were approved \$1.8 million General Fund for an initiative to address achievement gaps associated with race and income.

## Line Item Descriptions FY 2011-12 BUDGET REQUEST

The Department proposed inviting those districts in the highest quartile with respect to achievement gaps to apply for Department assistance. Department intervention is intended to be available each year to an estimated six school districts as a pilot program. Participating districts would receive three types of assistance, estimated to cost \$300,000 per year, per district:

- A "gap consultant", who would be hired by each school district, be located in the district, and be part of the district's administrative team. [\$75,000 to \$100,000 per year, per district]
- Software tools and hardware platform for monitoring progress for each district, including "formative" assessments. [\$100,000 per year, per district]
- Staff development and on-site coaching for both teachers and instructional leaders in each district. [\$100,000 per year, per district]

The Department anticipates issuing a request for program proposals by June 1, 2008, requiring districts to submit proposals by June 30, and reviewing proposals and making funding available to selected districts by August 1.

The Department anticipates requesting a continuation of this funding in subsequent fiscal years.

The Department indicates that this initiative is anticipated to ultimately increase the number of students who graduate from high school, which could increase students' earnings (thereby benefitting the State's economy) and reduce the number of crimes committed.

### **Content Specialists**

In 2001, the House of Representatives adopted H.J.R. 01-1014 (Dean/Matsunaka) stating that, "... closing the learning gap is an important goal of Colorado's education reform program...", and urging the State Board of Education and the Department of Education "to take all appropriate steps to make closing the learning gap a central element of educational accountability in Colorado".

In 2003, the General Assembly passed S.B. 03-254 (Spence/Evans) [Section 22-7-611, C.R.S.] created the "Closing the Achievement Gap Program" to provide extensive assistance to eligible schools that are at risk of being converted into an independent charter school. Eligible schools include those that have received an academic performance rating of "unsatisfactory" or are identified by the State Board of Education as having a significant achievement gap. By April 1 of the school year proceeding the year in which an eligible school intends to participate in the program, the Department is required to prepare and distribute an outline of different strategies that schools may implement to improve academic achievement. *Subject to available appropriations*, the Department is to make assistance available to participating eligible schools. The assistance could consist of information, personnel, and program and technical support. The bill also established the "Closing the Achievement Gap Commission" and the "Closing the Achievement Gap Cash Fund", which is to consist of gifts, grants, and donations received by the Department. The Legislative Council Staff fiscal note for this bill indicated that the program would be supported by gifts, grants, and donations.



## Line Item Descriptions FY 2011-12 BUDGET REQUEST

Recently, the Department's Decision Item #4 for FY 2008-09 was approved and allowed the Department to hire five "content specialists" to provide leadership, guidance, and support for schools and school districts in specific content areas to positively impact student achievement. The Department indicates that it has been able to find the resources to support literacy, but is in great need of individuals specializing in five areas:

- mathematics
- science
- social studies (history, geography, civics, and economics)
- arts (visual arts and music)
- achievement gaps

The individuals hired must understand how content knowledge is represented by standards, how standards are assessed, and the linkages between standards assessment and classroom practice and student achievement. Further, these individuals will need to evidence an understanding of assessment and data analysis and how these indices reflect the knowledge and skills of children. Similar to the Department's request related to closing the achievement gap, the Department indicates that this initiative is anticipated to ultimately increase the number of students who graduate from high school. This, in turn, could increase students' earnings (thereby benefitting the State's economy) and reduce the number of crimes committed.

### **OFFICE OF DROPOUT PREVENTION AND STUDENT RE-ENGAGEMENT**

This line item was established by HB09-1243. This line item provides funding for the Student Re-engagement Grant Program Fund. This fund is allowed to receive gifts, grants, and donations for implementation of the Student Re-engagement Grant Program. The program creates the Office of Dropout Prevention and Student Re-engagement to collaborate with local education providers to reduce the student dropout rate and increase the student graduation and completion rates. Pursuant to Section 22-14, C.R.S., the department is allowed to use up to 3% of the amount annually appropriated from the fund to offset the costs of implementing the program.

### **school leadership academy program**

This line item was established by HB08-1386. This legislation creates the school leadership academy program to provide comprehensive leadership and professional training to qualified persons for leadership positions in public schools. Further, it creates the school leadership academy board within the department and requires that the department receive at least \$50,000 in gifts, grants, or donations prior to implementing the program. It authorizes the program as a permissible recipient of funding from the state education fund. This line item provides spending authority for the program when the gifts, grants and donations requirement is fulfilled, pursuant to Section 22-13, C.R.S.

## Line Item Descriptions FY 2011-12 BUDGET REQUEST

### **teacher quality recruitment retention**

This line item was established by HB08-1384. This legislation requires the department to administer a biennial teaching and learning conditions survey to all teachers to be used for planning and designing future programs. Pursuant to Section 22-2-503, C.R.S. and Section 22-2-504, C.R.S., this line item provides funding for the payment of stipends to a teacher who is employed by a school district, a board of cooperative services, or a charter school and who holds a national board for professional teaching standards certification. The legislation further requires the department to contract with an outside source to conduct two studies concerning the effectiveness of the annual stipends awarded to teachers who hold a national board for professional teaching standards certification. It also creates an exchange teacher interim authorization for participants in nationally recognized exchange programs who are certified or licensed to teach in another country.

### **National Credential Fee Assistance**

This program, initially established through H.B. 02-1349, requires the Department to assist individuals seeking a national credential by paying a portion of the fees charged for such credential [see Section 22-60.5-112.5, C.R.S.]. The amount of fee assistance is to be equal to the amount of the national credential fee received by the applying teacher through a federal assistance program. Procedurally, individuals apply for federal fee assistance first. If the federal application is approved, the National Board for Teaching Standards submits a request to the Department for a matching amount of state funds. The General Assembly is to annually appropriate, if available, moneys in the State Education Fund for such purpose. This provision includes a legislative declaration that providing national credential fee assistance to teachers who obtain a national credential from an approved professional organization constitutes a *performance incentive for teachers* and such teachers may therefore receive funding from the State Education Fund.

The General Assembly appropriated \$60,000 from the State Education Fund for this purpose for FY 2002-03. Through S.B. 03-248, the General Assembly made this program subject to available appropriations. Funding was restored in FY 2005-06, and was increased to \$100,000 for FY 2006-07 and to \$125,000 for FY 2007-08. Data available from the National Board for Professional Teaching Standards (NBTS) indicates that as of the end of the 2006-07 school year, there were a total of 332 National Board Certified teachers in Colorado.

### **Science and Technology Education Fund** **Science and Technology Center Grant Program**

Section 22-81-203, C.R.S. provides for the creation of the science and technology education center grant program to provide development and operating moneys in the form of matching funds for existing or proposed nonprofit science and technology education centers. At a minimum, each science and technology education center that receives a grant shall provide science and technology education activities to students enrolled in public schools in the state and materials and educational workshops to teachers employed

## Line Item Descriptions FY 2011-12 BUDGET REQUEST

by school districts. Any science and technology education center that receives a grant may also provide science and technology education activities, materials, and educational workshops to other persons within the state.

### **boards of Cooperative Services**

Public school districts and postsecondary institutions are authorized to establish boards of cooperative services (BOCES) for the purpose of offering shared instructional and administrative programs such as data processing, curriculum development, special education, and staff development to member school districts [see Section 22-5-101, et seq., C.R.S.]. Services performed under the direction of the BOCES are financed by member contributions. In addition, BOCES are eligible to receive state funds under three different statutory provisions, as described below.

First, pursuant to Sections 22-5-114 and 115, C.R.S., certain BOCES' are eligible to receive a basic state grant of at least \$10,000 annually to fund professional educator development in standards-based education. A BOCES is entitled to such a grant upon approval by the State Board of Education, and if it:

- (a) serves school districts with a combined total enrollment of not less than 4,000 students; and
- (b) serves school districts in two or more counties or serves multiple school districts located in the same county.

If the amount appropriated is not sufficient to award each eligible BOCES a \$10,000 (or greater) grant, the State Board it to reduce grant awards proportionately.

The second source of state funding potentially available to BOCES is provided pursuant to Section 22-5-118, C.R.S., which states that in addition to the basic state grant (described above), a BOCES may receive state moneys by submitting to the Department of Education a plan to increase efficiencies and economies in providing education and support services to the board's participating school districts. Any amount appropriated for such purpose is to be divided equally based on the total number of students enrolled in the member school districts of the participating boards and distributed based on the number of students participating in the funded education or support services program from each member school district of each participating board. This provision allows, but does not require, the General Assembly to appropriate moneys to the Department for this purpose in addition to any moneys appropriated for the basic grants described above. It does not appear that the Department has ever requested additional funding for the purposes identified in Section 22-5- 118, C.R.S.

Third, pursuant to H.B. 02-1053 [Section 22-2-122 (3), C.R.S.], the Department is required to annually allocate to those BOCES that provide a wide range of services to their member school districts or school districts with student populations of less than 4,000 students, an amount equal to one percent "of the amount appropriated to all education grant programs for that fiscal year", or \$250,000, whichever is less. BOCES receiving such funding are required to use the moneys to assist member school districts and

## Line Item Descriptions FY 2011-12 BUDGET REQUEST

schools in applying for grants from education grant programs. For FY 2006-07, the Department allocated \$116,547 to 15 eligible BOCES, including \$62,852 from the Expelled and At-risk Student Services Grant Program, \$43,696 from appropriations for the Read-to-Achieve Grant Program, and \$10,000 from the Summer School Grant Program.

### Civic Education

Pursuant to Section, 22-1-104 (6), C.R.S. (S.B. 05-200), the Department is required to assist school districts in developing and promoting civic education programs (*emphasis added*):

"(a) In an effort to strengthen the teaching of civic education in all public schools of the state in accordance with the requirements of this section, the department of education shall assist the school districts of the state in developing and promoting programs for elementary and secondary students that address the state model content standards for civics and promote best practices in civic education.

(b) It is the intent of the general assembly that the objectives specified in this subsection

(6) are to be funded through the state education fund created in section 17 (4) of article IX of the state constitution. The general assembly hereby finds that the development, promotion, and maintenance by the school districts of the state of programs for elementary and secondary students that address the state model content standards for civics and promote best practices in civic education *assist these students in meeting state academic standards* and may therefore be funded from moneys in the state education fund."

For the last three fiscal years, the General Assembly has appropriated \$200,000 from the State Education Fund for this purpose.

In FY 2005-06 and FY 2006-07, the Department used this funding to support a professional development initiative on teaching and learning civic content and skills in Colorado classrooms. The initiative focused on selected promising practices, including: discussion of public issues; study of law, U.S. government, civics, and democracy; simulations of democratic practices and procedures; and collaborating with the community to provide civic learning, particularly through authentic interactions with policymakers. In addition, for teachers, the initiative provided professional development and assistance with linking civics and literacy. In FY 2007-08, the Department plans to: (1) provide professional exchange programming and support for teachers who participated in previous years; (2) replicate and refine the seminar and classroom coaching program in two new sites; and (3) develop and support a statewide study group focused on government courses that reflect best practice. The Department anticipates serving approximately 130 new teachers and continuing programming for 40 teachers who participated during the previous two years. In addition, the Department plans to conduct a review of research and best practices in civic education and disseminate findings and recommendations to the field.

In FY 2008-09, the Department plans to align activities with the Department's "Forward Thinking" goals, and engage in the following activities:

## Line Item Descriptions FY 2011-12 BUDGET REQUEST

- Enhance professional development involving best practices in civic education;
- In order to design and implement a more consistent and comprehensive statewide system of support to the civic education community, provide support to help schools and districts build the capacity needed to achieve ambitious student outcomes;
- Review and refine the civics model content standards to reflect 21<sup>st</sup> Century skills, college, and workforce readiness; and
- Design, detail, and disseminate model civics curricula and related assessment tools that districts may voluntarily use and that are aligned with research, proven to deliver results, and supported through competent providers of technical support.

### **Financial Literacy**

Pursuant to Section 22-2-127, C.R.S. (H.B. 04-1360), the State Board of Education is required to create, maintain, and make available to school districts a resource bank of materials pertaining to financial literacy. The Department is required to provide technical assistance related to curriculum design upon the request of a school district or a charter school. This provision includes a legislative declaration that the creation of a financial literacy resource bank is "an important element of an *accountable program to meet state academic standards*" and may therefore receive funding from the State Education Fund. The Department is also authorized to accept and expend any gifts, grants, or donations for purposes of implementing this provision, which are to be credited to the Financial Literacy Cash Fund.

Initially, the Department added links through its webpage to various materials and information sources related to financial literacy resources, curriculum instruction and assessment materials. Beginning in FY 2005-06, the Department distributed a request for proposals allowing schools and districts to submit proposals for designing and implementing financial literacy curriculum and instruction.

In FY 2005-06, six schools and districts received grants ranging from \$5,234 to \$8,044. In FY 2006- 2007, four schools and districts received grants of \$10,000 each. The Department has not yet distributed funds for FY 2007-08. The Department sought feedback from previous grantees and financial groups in the state, and learned that while financial literacy curriculum materials are readily available at low or no cost, teachers lack a clear understanding of how to implement financial literacy tenets into existing curriculum structures. The Department determined that what educators value most is model curriculum that integrates these financial literacy concepts into the curriculum design in a meaningful way. Teachers also need technical support on how to teach using these integrated materials.

The Department plans to convene focused groups of financial literacy institutions and educators of business, economics, and math to study this issue and design model curriculum. The graduation guidelines council and Colorado Department of Higher Education will also be included in these planning conversations. The Department will use feedback from these various groups to determine and outline next steps for technical assistance. A school district may be engaged to develop and implement model curriculum that integrates financial literacy into their existing curricula for all students and provide these materials to others in the state.

## Line Item Descriptions FY 2011-12 BUDGET REQUEST

In FY 2008-09, the Department plans to disseminate and provide technical assistance for the implementation of model financial literacy curriculum. This approach is consistent with the Department's "Forward Thinking" goal to design, detail and disseminate model curricula in the area of financial literacy. The Department indicates that pilot programs would continue and be expanded that would help to find ways to integrate financial literacy into existing curriculum at various grade levels. The artifacts that are developed would be available to districts and schools across the state.

### **Colorado History Day**

House Bill 04-1202, concerning the funding of "Colorado History Day", requires the Department to assist school districts in developing and promoting programs that engage students in the process of discovery and interpretation of historical topics. While this bill authorizes the Department to accept gifts, grants, and donations for such purpose, it also includes the following provision [see Section 22-1-104 (5) (c), C.R.S.]:

"It is the intent of the general assembly that the objectives specified in paragraph (a) of this subsection (5) are to be funded through the state education fund created in section 17 (4) of article IX of the state constitution. The general assembly hereby finds that the development, promotion, and maintenance by the school districts of the state of programs for elementary and secondary students that engage such students in the process of discovery and interpretation of historical topics assists these students in meeting state academic standards and may therefore be funded from moneys in the state education fund."

The Department has a memorandum of understanding with the Department of History, University of Colorado at Denver and Health Sciences Center, for "Colorado History Day". Through this program, students in grades six through twelve engage in a year-long educational program leading to regional competitions in February and March; regional competition winners travel to the state level competition in May at the University of Colorado, and winners at the state level advance to the national contest at the University of Maryland in June. The funds provided through this line item are used to support regional programs, teacher workshops and curriculum support, coordination of the annual state-level competition, and coordination of Colorado's delegation at the national competition.

## **(V) SUMMER AND AFTER-SCHOOL PROGRAMS**

### **Facility Summer School Grant Program**

House Bill 06-1375 included a provision that amended this program, which was originally established through H.B. 02-1349 (see Section 22-86-101 et seq., C.R.S.). This program, as amended, provides grants to facility schools that operate summer school programs for children residing in the facilities. The Program is designed to assist facility schools in providing intensive educational

## Line Item Descriptions FY 2011-12 BUDGET REQUEST

research-based services for children who are performing below grade level in the areas of reading, writing, or mathematics. The act included the following provision concerning funding:

"For the 2006-07 budget year and for each budget year thereafter, subject to available appropriations, the general assembly shall appropriate moneys from the state education fund...to the department to be used to award grants for facility summer school programs..."

This provision does not include a statement of legislative intent identifying the associated constitutionally authorized purpose. However, it seems reasonable to assume that this program could be considered an "accountable program to meet state academic standards". The act included an appropriation of \$500,000 cash funds exempt from the State Education Fund for FY 2006-07 for the Program.

For FY 2006-07, the Department planned to cover the actual costs<sup>26</sup> of facility schools with applications that meet required criteria, not to exceed \$500 per eligible student (the maximum allowed per program rules). The Department indicates that for FY 2006-07, many facilities did not have appropriate curriculum in place and were not able to accomplish this in time for the grant process. The grant requires that the facility implement research-based curriculum, but only five percent of the grant funds could be used for materials, including the purchase of the curriculum. In addition, the Department indicates that several approved facilities are "for-profit" agencies, and these facilities will not be able to participate in this program due to internal agency requirements. Every facility that submitted an application was awarded the full \$500 per eligible student. Funding available in FY 2006-07 was distributed among 19 programs.

### **Summer School Grant Program**

House Bill 06-1375 included a provision that recreated and reenacted this program, which was originally established through S.B. 01-129 (see Section 22-7-801 et seq., C.R.S.). This program provides grants for districts to operate summer school programs for students entering the 4th through 8th grades who received an unsatisfactory score on the reading, writing, or math portion of the Colorado student assessment program in the preceding academic year.

The Department is authorized to annually withhold up to three percent of the moneys appropriated for this program to offset the direct costs incurred in administering the program and to "evaluate the progress of the summer school programs operated by school districts and Institute charter schools that receive grants" through the program. The act included the following provision concerning funding:

"For the 2006-07 budget year and for each budget year thereafter, subject to available appropriations, the general assembly shall annually appropriate moneys from the state education fund...to the department to be used to award grants for summer school programs..."

## Line Item Descriptions FY 2011-12 BUDGET REQUEST

This provision does not include a statement of legislative intent identifying the associated constitutionally authorized purpose. However, it seems reasonable to assume that this program could be considered an "accountable program to meet state academic standards". The act included an appropriation of \$1,000,000 cash funds exempt from the State Education Fund and 0.3 FTE for FY 2006-07 for the new grant program. Thus, the Department is authorized to withhold up to \$30,000 for administrative costs.

In FY 2006-07, the Board awarded grants to 11 districts, representing 48 schools and approximately 5,000 students entering 5<sup>th</sup>-8<sup>th</sup> grades who received an unsatisfactory score in reading, writing or math, were served. Grants ranged in size from \$15,452 to \$265,574, with the average award being \$87,273. The programs and curricula funded were designed to provide intensive instruction that was research-based, and rigorous enough to demonstrate significant improvement in a student's performance in a short period of time. The curriculum was administered by teachers who had been trained in the use of the program. Evaluation data indicate that these intensive services have had a positive impact on participants' achievement.

### **stem after-school education pilot program**

This line item provides funding from the State Education Fund for transfer to the Office on the Governor for the STEM after-school education pilot program, pursuant to Section 22-32.5, C.R.S. This funding is designed to award grants to facilitate the coordination of science, technology, engineering and mathematics (STEM) after-school programs and increase the number of Colorado public schools that offer STEM after-school education programs. For FY 2008-09, an appropriation was made for this purpose in HB08-1388. Subsequently, the appropriation was eliminated by supplemental appropriation SB09-185.

### **Dropout Prevention Activity Grant Program**

House Bill 05-1024 created the Dropout Prevention Activity Grant Program. This program is funded through voluntary income tax check-off contributions, which are credited to the Dropout Prevention Activity Grant Fund. This Fund is subject to annual appropriation, and the Department is authorized to expend up to two percent of the moneys annually appropriated from the Fund to offset the direct and indirect costs incurred in implementing the Program. Pursuant to Section 22-27.5-101 *et seq.*, C.R.S., the Department is to distribute these funds to before- and after-school programs that provide arts-based or vocational activities for students in grades six through nine who are at risk of dropping out of school. The Department will develop a grant application process for qualified schools and community-based organizations. Priority will be given to schools that experience high dropout rates.

The Department's request for FY 2008-09 (*Decision Item #6*) was approved and is intended to provide spending authority for contributions collected in FY 2005-06 (\$28,643), FY 2006-07 (\$48,509), plus estimated contributions for FY 2007-08 (\$81,979).



## Line Item Descriptions FY 2011-12 BUDGET REQUEST

The Department indicates that it chose to invite certain entities that were awarded 21st Century Learning Center grants through a competitive application process to apply for grants through this program. The applications for the 21st Century grants contain the criteria that are specified in the State Board rules for this program. The following nine middle and high schools have three years left of their 21st Century grant:

- Niver Creek/Goals Inc. (Adams 12)
- Alamosa High School/ Boys and Girls Clubs
- Aurora Central High School/ City of Aurora
- Kunsmiller Middle School/ Catholic Charities (Denver Public Schools)
- Lamar Middle School/ Project Acquire High School Alternative
- Centennial and Olathe middle schools/ Boys and Girls Clubs
- Sierra High School/ YMCA (El Paso 2)
- Cortez Middle School/ Pinon Project

All nine schools received an academic rating of low or unsatisfactory, have many students of color, and have high drop out rates. These nine schools and their community partners have been invited to apply for funds to supplement their 21st Century grants for the purpose of including art and vocational strategies in their after school learning centers. The Department anticipates making funding decisions in March 2008 and making funds available July 1, 2008.

### **healthy choices dropout prevention**

This line item was established by SB09-123. This legislation creates the healthy choices dropout prevention pilot program to improve student attendance and reduce the dropout rate of adolescent students in certain public schools. It also creates the Healthy Choices Dropout Prevention Pilot Program Fund. Further, the legislation allows the department to use no more than two percent of the moneys appropriated from the fund to offset the direct and indirect costs of implementing the program and authorizes the department to seek and accept gifts, grants, and donations from private or public sources for the program. Pursuant to Section 22-82.3, C.R.S., this line item provides funding for the implementation of this legislation.

Line Item Descriptions FY 2011-12 BUDGET REQUEST

(VI) FACILITIES SCHOOLS

**facility schools unit and facility schools board**

This line item was established by HB08-1204. This line item provides funding for the creation and administration of the Facility Schools Unit and the Facility Schools Board, pursuant to Section 22-2-401, C.R.S. This Unit and Board are instructed to work with the facilities to increase the overall quality of education for facility students.

**facility schools funding**

This line item was established by HB08-1388. This line item provides funding for facility schools via the state average per pupil revenue multiplied by the facility schools factor, pursuant to Section 22-54-129, C.R.S.

**hold-harmless facility school student funding**

This line item was established by HB08-1388. This line item provides funding to facility schools for students enrolled in full-day kindergarten, pursuant to Section 22-54-134, C.R.S.

**DISTRICT PER PUPIL REIMBURSEMENT FOR JUVENILES HELD IN JAIL PURSUANT TO SECTION 22-32-141 (4) (d), C.R.S.**

Senate Bill 10-054 requires school districts to provide educational services for no more than four hours per week during the regular school year to juveniles who are charged as adults in criminal matters and are being held pending trial in county jails or other facilities that detain adult offenders. The school districts are required to comply with the federal Individuals with Disabilities Education Act when the juvenile has a disability. The districts are not required to provide educational services to juveniles who have graduated from high school, received a GED, or refused such services. Juveniles who refuse services must be offered a weekly chance to accept services.

The appropriation attached to this bill for FY 2010-11 assumes that 22 juveniles will require educational services each school year, including 18 who were counted by the school district in which they reside and four who were not. At the facility school rate of \$41.20 per day, the department will require \$159,526 to pay per pupil funding for all juveniles whether or not they were included in their school district's per pupil enrollment count. This appropriation is included in this line item on the Long Bill.

At the facility school rate of \$41.20 per day, the department will require \$29,032 to pay per pupil funding for the four juveniles who were not included in any school district's per pupil enrollment count. This appropriation is included in a similar line item on the Long

Line Item Descriptions FY 2011-12 BUDGET REQUEST

Bill: 2) Assistance to Public Schools, (A) Public School Finance, District Per Pupil Reimbursement for Juveniles Held in Jail Pursuant to Section 22-32-141 (4) (d), C.R.S.

Further, the department requires \$20,729 and 0.2 FTE in order to establish and administer systems that collect data from jails and other adult facilities and make monthly payments to school districts. This appropriation is included in the Long Bill line item: 2) Assistance to Public Schools, (A) Public School Finance, Administration.

Funding for all the above appropriations shall be from the Read-To-Achieve Cash Fund.

**(VII) OTHER ASSISTANCE**

**Appropriated Sponsored Programs**

This section of the Long Bill reflects federal funding anticipated to be received by the Department. This section also provides cash funds spending authority for the Department to receive fees related to conferences and transfers from other agencies. The vast majority of funds reflected in this section are distributed directly to local school districts, and the balance is utilized by the Department to fund state-wide efforts, to provide technical assistance to school districts, and to cover Department administrative costs. Matching requirements for the federal funds, where required, are generally met by using other Department funds, school district funds, and other “non-state” funds. Thus, no General Fund appropriation is included in this line item.

**school counselor corps grant program**

This line item was established by HB08-1370. This legislation supports findings concerning the importance of school counseling services for students in middle, junior high, and high schools. This line item funds the school counselor corps grant program as a program to provide three-year grants to school districts, boards of cooperative services, and charter schools to use in increasing the number of school counselors for secondary students and the level of school counseling services provided, pursuant to Section 22-91, C.R.S.

**Contingency Reserve Fund**

Pursuant to Section 22-54-117 (1) and (4), C.R.S., the State Board is authorized to approve payments from the Contingency Reserve Fund to assist school districts under the following circumstances:

- (a) (I) financial emergencies caused by an act of God or arising from extraordinary problems in the collection of taxes;
- (a) (II) financial emergencies caused by nonpayment of property taxes;

## Line Item Descriptions FY 2011-12 BUDGET REQUEST

- (a) (III) revenues are insufficient to make abatements and refunds of property taxes;
- (a) (IV) unforeseen contingencies (e.g., reductions in valuation exceeding 20 percent);
- (a) (V) unusual financial burden caused by the instruction of court-ordered or agency-placed non-resident children;
- (a) (VI) unusual financial burden caused by the instruction of children who move into the district following the pupil count date (applies to small districts only); (a) (VII) unusual financial burden caused by a significant enrollment decline pursuant to a reorganization; and,
- (b) in cases of extreme emergency, other factors that affect the ability of the district to maintain its schools without additional financial assistance. Section 22-54-117 (1) (a), C.R.S., indicates that, "In deciding the amount to be appropriated to the contingency reserve, the general assembly may take into consideration any recommendations made by the department of education, but nothing in this section shall be construed to obligate the general assembly to provide supplemental assistance to all districts determined to be in need or fully fund the total amount of such need."

### **alternative teacher compensation plan grants**

This line item was established by HB08-1388. This line item provides funding for the alternative teacher compensation plan grant program to provide funding to school districts to support the design and development of an alternative teacher compensation plan that is tailored to the particular school district, pursuant to Section 22-69-104, C.R.S. For FY 2008-09, an appropriation was made for this purpose in HB08-1388. Subsequently, the appropriation was eliminated by SB09-213.

### **regional services cooperatives**

This line item was established by SB08-038. This line item provides funding to enable the state board of education to create 12 regional service areas throughout the state, pursuant to Section 22-5.5, C.R.S. This legislation encourages individuals and organizations in a regional area to convene a regional service council and to develop and submit a comprehensive service plan to the state board for coordinating services and programs throughout the regional area.

### **first responder school mapping system**

This line item was established by HB08-1267. This line item provides funding, pursuant to Section 22-5.5, C.R.S., from the state education fund to enable the school safety resource center in the department of public safety to designate at least one by not more than 3 schools to participate in a cooperative effort to create a first responder school mapping system to provide first responders immediate access to maps of school buildings and other information in the event of an emergency at a school building.

## Line Item Descriptions FY 2011-12 BUDGET REQUEST

### **Supplemental On-line Education Services**

House Bill 06-1008 established a program whereby small school districts and certain charter schools could receive reimbursement for the cost of purchasing supplemental on-line education courses. This program was authorized for one year.

Subsequently, H.B. 07-1066 established two programs to support supplemental on-line education services. The first program is supported by this line item. Pursuant to Section 22-5-119, C.R.S., the General Assembly is required to annually appropriate federal mineral lease revenues for the Mountain Board of Cooperative Services (BOCES) to contract with a supplemental on-line course provider to offer on-line courses to school districts, BOCES, and charter schools at a cost of no more than \$200 per student per semester course.

The act included an appropriation of \$480,000 from the State Public School Fund (federal mineral lease revenues) for FY 2007-08 for this program.

### **Supplemental On-line Education Grant Program**

The second program authorized by H.B. 07- 1066 is supported by this line item. Pursuant to Section 22-2-130, C.R.S., the General Assembly is required to annually appropriate federal mineral lease moneys for the State Board of Education to award grants to BOCES and certain school districts and charter schools to remove financial or technical barriers to providing supplemental on-line education courses. Grants can be used to provide additional reimbursement for the cost of purchasing supplemental on-line courses or to increase access to supplemental on-line courses by providing technical equipment, hiring technical specialists, providing staff training, or providing financial assistance to hire personnel to facilitate on-line access. The Board is to give priority to those entities that have been unable to provide supplemental on-line courses in the past, and consider the degree to which students require supplemental on-line courses to meet higher education admission standards, as well as other revenue sources available to each entity. A grant may not exceed \$5,000 in a fiscal year. The Department is allowed to spend up to two percent of the moneys annually appropriated for this program to offset the direct and indirect costs of administering the program.

The act included an appropriation of \$50,000 from the State Public School Fund (federal mineral lease revenues) for FY 2007-08 for this grant program.

### **School awards program**

This line item was established by SB09-256. This line item provides funding for the School Awards Program Fund, pursuant to Section 22-11-304, C.R.S., Section 22-11-603.5, C.R.S. and Section 22-11-605, C.R.S. This fund supports the creation and

## Line Item Descriptions FY 2011-12 BUDGET REQUEST

administration of the school awards program to provide centers of excellence awards to public schools that enroll at least 75% at-risk pupils and that demonstrate the highest rates of student academic growth.

### **interstate compact on educational opportunity for military children**

This line item was established by HB08-1317. This line item provides funding for participation in an interstate compact on educational opportunity for military children, pursuant to Section 22-90, C.R.S. This compact supports educational opportunity for military children with other state to remove barriers to educational success that children of military families encounter because of frequent moves and deployment of their parents.

## **(3) LIBRARY PROGRAMS**

### **Administration**

Article IV, Section 20 of the Colorado Constitution states that the "superintendent of public instruction shall be the ex officio state librarian." Pursuant to Section 24-90-104, C.R.S., the State Library is a division within the Department of Education, and its operation "is declared to be an essential administrative function of state government". The State Librarian has a number of statutory duties and responsibilities, including the following [see Section 24-90-105, C.R.S.]:

- to furnish library or information services to state officials, departments, institutional libraries, and persons who are blind and physically disabled;
- to contract for the furnishing of library resources to ensure equal access to information for all Coloradans;
- to provide for the collection, analysis, publication, and distribution of statistics and information relevant to the state library and to public, school, academic, and institutional libraries;
- to contract for the lending of books and other resources to publicly-supported libraries and institutions and to encourage contractual and cooperative relations to enhance resource sharing among all types of libraries and agencies throughout the state;
- to encourage contractual and cooperative relations to enhance resource sharing among all types of libraries and agencies throughout the state;
- to further library development and to promulgate service standards for school, public, and institutional libraries; and
- to receive and administer federal funds for libraries.

*Recent Funding Reductions.* Prior to FY 1987-88, funding for library staff and library programs was appropriated through distinct line items.

In FY 1987-88, however, funding for library program staff was consolidated with funding for other Department management and administrative staff to facilitate a \$2.5 million reduction in General Fund appropriations for the administration of the Department and

## Line Item Descriptions FY 2011-12 BUDGET REQUEST

library programs. From FY 2001- 02 through FY 2004-05, base General Fund appropriations for staff supported through the consolidated line item were been reduced by another \$1.8 million, resulting in a reduction of 3.0 FTE library program staff (a 14 percent reduction). Positions that were eliminated include staff at the Talking Book Library and staff responsible for institutional library programs.

Beginning with FY 2008-09, only Library Administration costs will be included in this line item.

### **Federal Library Funding**

This line item includes funding available through the Library Services Technology Act and Adult Education Library Research funding.

### **Colorado Library Consortium**

Historically, seven regional organizations of publicly-funded libraries (school, public, academic, and special libraries), known as "regional library service systems", have provided cooperative services in designated geographic areas of Colorado. The seven regional systems provided the following services to member libraries:

- professional development and technical assistance for librarians, particularly those who work in school and public libraries (e.g., developing professional collections of books and videos on all aspects of library and school media services and loaning such materials to libraries and schools across the State);
- administration of cooperative purchasing programs for member libraries (negotiating significant discounts on books and other library materials); and
- coordination of interlibrary lending (including courier services) for member libraries.

Regional systems' budgets covered all program operations including personnel salaries and benefits, rent for office space, travel costs, and general program operations. The appropriation of state funds previously provided about 70 percent of regional systems' revenues; other revenues available to the regional systems included courier and other fees paid by member libraries. While a small portion of the state funding was used for cooperative projects, the majority of state funding was distributed to the regional systems based on a formula which accounted for each region's population, its geographic size, and the number of libraries in the region.

Primarily in response to a 76 percent reduction in state funding in FY 2003-04, the seven regional systems were collapsed into a statewide cooperative called the "Colorado Library Consortium". Primarily, this cooperative provides administrative support for a statewide courier contract that allows libraries throughout Colorado to purchase courier services at a lower cost than they could

## Line Item Descriptions FY 2011-12 BUDGET REQUEST

individually. The Consortium also administers cooperative purchasing agreements (including database subscriptions) and negotiates discounts on various library materials, and it provides continuing education and technical assistance for librarians across the state.

In May 2004, the Colorado Library Advisory Board established a task force to gather information from the library community statewide and prepare a strategic plan (2005 through 2010). The library community participated in a process to prioritize goals and objectives. The six objectives selected by the library community as most crucial include the following:

1. Find new funding sources for libraries;
2. Find financial support for the courier;
3. Provide statewide access and funding for electronic resources;
4. Develop a single locator system for all Colorado library holdings;
5. Create a statewide continuing education plan for library staff; and
6. Provide sustainable access to statewide virtual services.

In FY 2006-07 the General Assembly approved a requested \$400,000 increase to help offset the costs of courier service to member libraries. The library courier transports five million items annually between 423 member libraries (including approximately 3,000 library buildings) as part of providing equitable library services to all state residents. These items include print material (books, journal articles, magazines, and newspapers), audiovisual material (CD's, computer disks, DVD's, and tapes), and correspondence between libraries (summer reading program materials, promotional materials, etc.). This service saves libraries a significant amount in mailing costs. In addition, it reduces the cost of adding to and maintaining local library collections while providing patrons with access to materials statewide. The courier offers next day delivery to most locations.

### **Colorado Virtual Library**

In 1990, the General Assembly created the "Colorado Computer Information Network" to connect existing library information networks (e.g., the Colorado Alliance for Research Library Network), thereby providing all Colorado residents with equal access to library information [H.B. 90-1230]. In 2003, Section 24-90-301 et seq., C.R.S., was amended and the network was renamed the Colorado Virtual Library. The State Librarian is currently responsible for providing electronic resources through libraries to all Colorado residents and to students and staff at higher education institutions and public schools. The Colorado Virtual Library is thus a statewide, Internet-based library network that provides free access to:

- on-line catalogs of the holdings of Colorado libraries;
- locally produced databases; and
- digitized collections of Colorado resources.



## Line Item Descriptions FY 2011-12 BUDGET REQUEST

The Colorado Virtual Library is managed cooperatively by the State's library community, including the Department of Education. The General Fund appropriation for this line item for FY 2008-09 provides funding for ongoing operations, including:

\$162,510 Contract technical staff for operations and programming  
\$115,416 Contract training and user support staff and in-state travel  
\$66,970 Annual hardware and software maintenance fees  
\$7,500 Leased space, database archiving services, backup tapes, etc.  
\$7,100 T1 circuit and Internet connectivity  
\$300 Annual domain name registration fees  
\$359,796 Total General Fund appropriation

### **Colorado Talking Book Library, Building Maintenance and Utilities Expenses**

The Colorado Talking Book Library is part of a national library program providing Braille and recorded materials for blind, physically, and reading disabled persons in Colorado. The Colorado Talking Book Library is one of the original 19 libraries established pursuant to the federal Pratt Smoot Act in 1931. Library services are provided to eligible individuals free of charge. The library's recorded materials and tape machines are provided by the Library of Congress; this collection is enhanced by recordings of local materials taped by volunteers and library staff. Since 1991, the library has been located at 180 Sheridan Boulevard in Denver. The building was purchased after the General Assembly appropriated \$750,000 from the Capital Construction Fund for FY 1989-90 (H.B. 90-1297). In FY 1997-98 the General Assembly appropriated \$238,607 from the Capital Construction Fund to replace the roof of the building. This building also currently houses backup computer equipment for the Department of Education.

The Library serves over 12,500 patrons and 677 institutional accounts (e.g., nursing homes, schools, etc.) statewide.

The Library operates in a very cost-effective manner. State funds currently support approximately half of operating expenses and 5.5 FTE (these are currently funded from allocations from the "General Department and Program Administration" line item), with the balance supported through federal funds (4.0 FTE) and donations. The Library currently operates with a total of 13.0 FTE staff and 150 volunteers who work hours equivalent to 8.0 FTE; American Library Association guidelines indicate that the Library should have 34.0 FTE. In addition, the National Library for the Blind and Physically Handicapped (NLS), within the Library of Congress, provides playback equipment and supplies, Braille and recorded books and magazines. The value of NLS support is estimated at over \$630,000 annually, and the existing inventory of materials and equipment provided by NLS is valued at over \$5.5 million. Finally, the U.S. Postal Service subsidizes mail service for materials sent to and returned from Library patrons, a savings of approximately \$2.3 million annually.

## Line Item Descriptions FY 2011-12 BUDGET REQUEST

In addition to funding associated with the Talking Book Library facilities, the General Assembly has historically provided state funding for three purposes:

- A portion of the funding appropriated through the "General Department and Program Administration" line item is allocated to support some of the library staff.
- Prior to FY 2003-04, the General Assembly provided an annual appropriation of funds for the Talking Book Library and for 42 libraries in state residential institutions (e.g., correctional facilities, the Mental Health Institutes, youth corrections facilities, the Colorado School for the Deaf and the Blind, and nursing homes) to purchase periodicals, books, and other resources (e.g., \$97,823 General Fund for FY 2002-03).
- Prior to FY 2003-04, and again beginning in FY 2006-07, the General Assembly provided an annual appropriation of funds to cover the library's maintenance and utility expenses (e.g., \$61,023 General Fund for FY 2007-08).

In addition, the Library has access to interest earned on the Mary Jones Trust, which was established in 1981 with an initial donation of \$91,000. As of October 31, 2007, the balance in the Trust was \$1,142,092. While the Trust was intended to support projects that have an impact on a large number of library patrons, since 2002 interest earnings have been used to support 1.5 FTE. The State Board has approved expenditures totaling \$60,000 from the Trust Fund for FY 2008-09 to support 1.5 FTE.

This line item was restored in the FY 2006-07 Long Bill to provide funding for maintenance and utilities expenses of the Talking Book Library. The existing appropriation consists of \$48,464 General Fund transferred from the "General Department and Program Administration" line item, plus \$12,559 new General Fund to cover the projected costs of electricity, natural gas, water/sewer, and building maintenance. The Department did not request any increase for this line item for FY 2007-08.

### **Reading Services for the Blind**

*Colorado Disabled Telephone Users Fund.* Pursuant to Sections 40-17- 103 and 104, C.R.S., the Public Utilities Commission (PUC) is required to administer a contract for the provision of telecommunications relay services (which allow individuals who have a hearing or speech disability to communicate by wire or radio). The PUC is required to recover the costs of providing these services by assessing monthly surcharges on each telephone access line. The PUC adjusts this surcharge annually, when necessary. All moneys received by the PUC are credited to the Colorado Disabled Telephone Users Fund.

Pursuant to a series of statutory changes beginning in 1999, moneys in the Colorado Disabled Telephone Users Fund are also used for other purposes, including: (a) privately operated reading services for the blind; (b) the Colorado Commission for the Deaf and Hard of Hearing; and (c) the Colorado Commission for Individuals Who are Blind or Visually Impaired. Cash fund appropriations for each of these purposes are made to the PUC annually, and corresponding cash funds exempt appropriations appear in the other relevant state agencies' budgets.

## Line Item Descriptions FY 2011-12 BUDGET REQUEST

*Description of Line Item and Funding History.* This line item provides spending authority to the Department of Education out of the Reading Services for the Blind Cash Fund. Pursuant to Sections 24-90-105.5 (5) and 40-17-104, C.R.S., the General Assembly is to annually appropriate moneys out of the Colorado Disabled Telephone Users Fund to the Reading Services for the Blind Cash Fund for use by the State Librarian in support of privately operated reading services for the blind.

Since FY 1999-00, at least a portion of this appropriation has been used to contract with Radio Reading Service of the Rockies, a non-profit on-the-air volunteer reading service for the blind, visually impaired, and print handicapped citizens of Colorado. Services provided do not duplicate existing broadcast information that is generally available through other media; programming consists largely of local newspapers and magazines and government publications.

For FY 2007-08, the State Board of Education approved a \$150,000 payment for the Radio Reading Service of the Rockies to provide free access to ink print materials statewide through various broadcasts (via television SAP feed, Internet, telephone, and podcasts), related audio services, and listener equipment. Please note that the Radio Reading Service of the Rockies' Board recently approved a name change; the Service is now named the "Audio Information Network of Colorado".

For FY 2007-08, the State Board of Education approved a \$50,000 payment to the National Federation for the Blind (NFB) for its Newline service, which provides eligible Coloradans access to newspapers nationwide and a few magazines via touchtone telephone. Newline services now include television listings (based on an individual's zip code); the NFB indicates that this increased use of their Newline service nationwide by about 30 percent last year. Anyone who is a patron of the Colorado Talking Book Library (CTBL) is eligible to access Newline services. The CTBL is able to sign patrons up for the Newline service through their existing database.

### **(4) SCHOOL FOR THE DEAF AND THE BLIND**

The Colorado School for the Deaf and the Blind (CSDB) is a state-funded school that was established for the purpose of providing comprehensive educational services for children under the age of twenty-two who are blind and/or deaf. Originally named the "Colorado Institute for the Education of Mutes", the School opened in a rented house in April 1874 with an appropriation from the Territorial Legislature. The student population rapidly outgrew the space available and in 1876 the School moved to its current campus, made possible with a donation of ten acres by the founder of the city of Colorado Springs. The CSDB received its initial accreditation from the Department of Education in 1961, and in 1977, the CSDB was transferred from the Department of Institutions to the Department of Education.

The CSDB currently occupies 18 buildings on 37 acres. Colorado students from the ages of birth through twenty-one are eligible to receive services either at or through the CSDB. Students enrolled at CSDB must have a documented hearing and/or vision loss and meet the enrollment criteria established by the Board of Trustees. Students may also be enrolled on a diagnostic basis in order to make

## Line Item Descriptions FY 2011-12 BUDGET REQUEST

an accurate determination of the student's eligibility status. A staffing team, including a CSDB staff member, the student's parents, and a local school district representative, determine if the CSDB is the appropriate learning environment based on the educational needs of the student. If a student's parents or legal guardians reside within Colorado and outside the El Paso County area, the student is eligible to participate in the residential living program during the week. There is no tuition for room and board. Out-of-state students are considered on a space available basis and are required to pay tuition.

In addition, pursuant to Section 22-80-102 (2), C.R.S. (added in 1991), the CSDB is to "be a resource to school districts, state institutions, and other approved education programs." In this capacity, the CSDB is to provide the following services:

1. Assessment and identification of educational needs;
2. Special curricula;
3. Equipment and materials;
4. Supplemental related services;
5. Special short-term programs;
6. Program planning and staff development;
7. Programs for parents, families, and the public; and
8. Research and development to promote improved educational programs and services.

In November 2002, the CSDB estimated that 1,824 students in Colorado were deaf, hearing impaired, blind, or vision impaired -- 0.3 percent of the total number of public school students in grades one through 12. In FY 2002-03, the CSDB received per pupil funding for 197 on-campus students, representing about ten percent of the estimated total number of students with hearing or vision impairments. With respect to students who are blind/vision impaired, the CSDB gathers data from districts annually for purposes of providing Braille and large print materials to districts. The CSDB indicates that in FY 2005-06, there were a total of 836 blind/visually impaired students enrolled in 56 districts. The CSDB served 57 blind/visually impaired, or 6.8 percent of these students.

*Enrollment.* The CSDB had an on-campus enrollment of 215 students (ages 3 to 21) in the 2006-07 school year, a decrease of 4.0 percent. The CSDB's total enrollment was 562 students, including 347 children under age three. Compared to FY 2005-06, the CSDB's total enrollment increased by 74 students (15.2 percent). The most significant increase occurred with respect to deaf/hearing impaired children under age three, increasing by 87 (37.0 percent). Total enrollment included 489 deaf/hearing impaired children and 73 blind children. Of the total number of students receiving on-campus services, 113 resided at the CSDB (returning home only on weekends) and the remaining 102 students only attended classes during the day. Of the total number of students enrolled, 371 were infants, preschool students, attending classes part time in local public schools, or in the transition program, and were thus not eligible for per pupil operating revenue. As a result, the CSDB only received per pupil operating revenue for 191 students. The CSDB indicates that the per pupil operating revenue covered about 11 percent of the average costs per student (including both residential and non-residential students).

**(A) SCHOOL OPERATIONS**

**Personal Services**

This line item provides funding for most School employees' salaries and wages, as well as the associated state contribution to the Public Employees Retirement Association and the state share of federal Medicare taxes. This line item also provides funding for certain professional and temporary services. This line item provides over 66 percent of the funding for the CSDB, supporting all school staff with the exception of those who are supported by specific grants or direct payments from districts. In addition, beginning in FY 2006-07, those staff devoted to early intervention programs are now funded through a separate line item.

**Early Intervention Services**

Since April 2001, the "Colorado Home Intervention Program" (called "CHIP") has been operating within the CSDB. This program was first started with federal grants in 1969, and it operated within the Colorado Department of Public Health and Environment from 1975 through March 2001. This home-based, family-centered early intervention program serves hearing impaired children (ages zero to three), and their parents. The program involves a facilitator: working with the child to develop language skills; providing parents with information and counseling to identifying strategies to use in communicating with their child; and assessing the dynamics of the parent-child interaction and providing support to improve it.

Prior to FY 2006-07, this program was supported by existing personal services funding, as well as various federal grants, donations, and in-kind services. For FY 2006-07, the CSDB requested an increase of \$462,620 General Fund and 1.8 FTE to continue and expand two early literacy development programs. These programs involve specially trained fluent sign language instructors/tutors (many of whom are deaf or hard of hearing themselves) visiting families weekly to provide support and instruction in techniques to build the child's literacy. One program (the Shared Reading Program) is designed for families who rely on American Sign Language; the second program (Integrated Reading Program) is designed for families who use English-based sign language and some speech. In addition, these initiatives involve coordinating with preschool and elementary school teachers so they may reinforce the family's use of early literacy strategies, thereby easing the child's transition into public school. The General Assembly approved the request. In addition, Long Bill appropriations were modified to separately identify funds and staff associated with early intervention programs. The FY 2006-07 Long Bill included a line item consisting of the following:

- \$462,620 General Fund and 1.8 FTE approved as requested;
- \$637,488 General Fund and 6.9 FTE transferred from the Personal Services line item; and
- \$153,608 cash funds exempt grants and 1.3 FTE transferred from the "Grants" line item.

## Line Item Descriptions FY 2011-12 BUDGET REQUEST

### **Shift Differential**

This line item is used to pay for the adjustment to compensate employees for work performed outside a Monday through Friday, 8:00 a.m. to 5:00 p.m. work schedule. Currently, the State pays percentage increases for shift differential (7.5 percent for second shift and 10.0 percent for third shift). Unlike the other awards, the entire base budget and any increases have historically been included in the centrally-appropriated budget line at 80.0 percent of the total estimated costs. This Department uses its shift differential to provide 24-hour staff coverage for residential students at the CSDB.

### **Operating Expenses**

This line item provides funding for supplies and materials, as well as for certain services that are not covered by other line items such as capital outlay<sup>29</sup>, custodial services, equipment rental, storage, dues and subscriptions, and printing.

### **Vehicle Lease Payments**

This line item provides funding for annual payments to the Department of Personnel and Administration for the cost of administration, loan repayment, and lease-purchase payments for new and replacement motor vehicles [see Section 24-30-1117, C.R.S.]. The current appropriation covers costs associated with a total of 12 vehicles that are all utilized at the CSDB.

### **Utilities**

This line item provides funding for the CSDB's water and sewer, electricity, and natural gas expenses.

### **Allocation of State and Federal Categorical Program Funding**

The CSDB receives an allocation of state and federal moneys available for special education services for children with disabilities based on its December pupil count. In addition, the CSDB may receive allocations from other categorical programs (e.g., in recent years the CSDB has received allocations related to English language proficiency programs, special education for gifted and talented children, and the Expelled and At-risk Student Services Grant Program).

### **Medicaid Reimbursements for Public School Health Services**

Similar to school districts, the CSDB is authorized to enter into contracts and receive federal matching funds for moneys spent in providing student health services [i.e., preventive, diagnostic, therapeutic, rehabilitative, or palliative items or services that are furnished to students by a school district, a board of cooperative services, or a state educational institution pursuant to the S.B. 97-101

## Line Item Descriptions FY 2011-12 BUDGET REQUEST

Public School Health Services program]. It is staff's understanding that the CSDB has been participating in this program since FY 2000-01, and receives federal Medicaid moneys annually based on claims submitted. Section 26-4- 531 (2) (b), C.R.S., states that "any moneys provided to a school district pursuant to a contract entered into under this section shall not supplant state or local moneys provided to school districts" for:

- (a) special education services for children with disabilities;
- (b) the Colorado preschool program; or
- (c) the School Finance Act.

Based on this provision, the CSDB has used the additional federal Medicaid moneys available to increase special education services to its students (e.g., providing an additional day of occupational or physical therapy, in accordance with a student's individual education program).

### **(B) SPECIAL PURPOSE**

#### **Fees and Conferences**

This line item provides spending authority for the Department to receive fees charged and received for various conferences or meetings held at the CSDB. Examples of conferences include the annual statewide deaf symposium, nursing conferences, and summer camps. These fees offset additional custodial, maintenance, and security costs incurred.

Currently, the CSDB hosts an annual Symposium on Deafness, Language and Learning. Each attendee pays a conference fee. The last two professional development conferences held in the fall of 2006 and 2007 generated \$53,467 and \$44,883, respectively. Thus, this conference generates about two-thirds of the allowable revenues annually. Several Colorado programs have requested additional conferences. If this request is approved, the CSDB anticipates hosting additional conferences, such as those listed below:

- *Educational Interpreter Conference – Interpreter Skill Building* (estimated revenue of \$10,000 from 60 attendees). This is a new conference requested of the Department Consultant on Deafness, as well as educational interpreters statewide, to improve the skills of interpreters for students who are deaf or hard of hearing.
- *Early Literacy Development Initiative (ELDI) Conference – Serving Colorado Home Intervention Program facilitators, Integrated Reading Program instructors and Shared Reading Program tutors* (estimated revenue of \$12,000 from 75 individuals). The first ELDI conference occurred in 2007. This professional development conference is for Colorado Home Intervention Program facilitators, Integrated Reading Program instructors and Shared Reading Program tutors.

## Line Item Descriptions FY 2011-12 BUDGET REQUEST

- *Conference on Blindness and Visual Impairment – Professional Development Conference* (estimated revenue of \$10,000 from 60 individuals). This is a proposed professional development conference for service providers of students with blindness or visual impairment.
- *Leadership Academy Conference* (estimated revenue of \$8,000 from 45 students). This is a proposed conference for high school students who are deaf/hard of hearing or blind/visually impaired.

The CSDB also collects other fees, including fees paid for counseling services provided to students who are deaf/hard of hearing or blind/visually impaired in schools throughout Colorado (approximately \$10,000). Service providers, parents, and school administrators throughout the state, as well as the children and youth who are deaf/hard of hearing or blind/visually impaired will benefit from these conferences.

### **outreach services**

This line item was established in the 2009 Long Bill as a result of the approval of Decision Item # 7 in the department's FY 2009-10 Request.

The CSDB is statutorily (Section 22-80-102 C.R.S.) charged with being a resource to school districts by providing several services, including: assessment and identification of educational needs; special curricula; equipment and materials; and staff development. Districts currently transfer federal funds to the CSDB for three purposes:

- The CSDB occasionally accepts students from Colorado school districts for extended diagnostic periods prior to the student meeting School enrollment criteria. Typically, these students require a one-on-one aide who must be supplied by the home school district. Often the districts themselves are unable to find qualified applicants willing to work for district level salaries while living in the Colorado Springs area. Due to union agreements, however, districts are unable to pay these employees more than other district employees. To address this issue, this line item provides spending authority for the CSDB to hire these professionals using federal special education funds transferred from school districts.
- School employees travel to districts to provide training for district staff and/or to provide direct support to students. Districts pay the CSDB for their staff time and travel expenses.
- Each district pays a flat amount (e.g., \$200/student) for each blind/visually impaired student enrolled in the district. These moneys are collected by the CSDB and paid to the Colorado Instructional Materials Center (CIMC) to provide Braille and large print materials for students.

In order to fulfill this statutory mandate, in FY 2009-10, it was necessary to increase the spending authority for cash reimbursements that CSDB collects from Colorado school districts and BOCES. Authorized FTE were also increased. To properly describe this increase and subsequent operations, the Long Bill line item previously titled "(4) School for the Deaf and Blind, (B) Special Purpose,



## Line Item Descriptions FY 2011-12 BUDGET REQUEST

Federal Funds Transferred from School Districts” was modified to “(4) School for the Deaf and Blind, (B) Special Purpose, Outreach Services”.

### **Tuition from Out-of-state Students**

The CSDB is statutorily authorized to admit students from other states "...upon payment to the superintendent of such a sum quarterly as the board of trustees determines, to be not less than the total cost per capita of the students for the year immediately preceding the year in which the application is made." [See Section 22-80-110, C.R.S.] The CSDB is not allowed to admit a student from another state, however, to the exclusion of any Colorado resident. Tuition payments are generally used for curriculum, technology, and dorm furniture.

Historically, the CSDB has admitted students from Wyoming who cannot be appropriately served in their home school district. Wyoming does not have a state school to serve children who are deaf and/or blind. Prior to FY 2007-08, the CSDB required Wyoming to pay their students' tuition using federal funds (available under the federal *Individuals with Disabilities Education Act*), which were treated as cash funds exempt and are not subject to the limitation on state fiscal year spending imposed by Section 20 of Article X of the State Constitution ("TABOR"). Beginning in FY 2007- 08, the CSDB has been authorized to accept tuition payments from other states for up to four students using state, rather than federal funds. [Apparently Wyoming school districts would prefer to use state funds to pay the tuition for students attending the CSDB, because the State of Wyoming reimburses school districts for 100 percent of their costs of providing special education services to students with disabilities.] This authorization ensures that children from neighboring states can be served at the CSDB (given available space) if it is determined that it is the best setting for the child. Tuition paid with state funds are subject to TABOR.

### **Summer Olympics Housing**

This line item provides spending authority for the Department to receive fees charged to participating athletes for custodial, maintenance, and security costs associated with housing deaf/blind athletes in summer months.

### **Grants**

This line item provides spending authority for the CSDB to receive various federal grants transferred from other line items within the Department. This spending authority excludes amounts related to categorical programs and Medicaid reimbursements for public school health services, as these amounts are now appropriated through separate line items.

**DEPARTMENT OF EDUCATION**

**FY 2011-12 RECONCILIATION OF DEPARTMENT REQUEST**

**(1) Management and Administration**

Long Bill Line Item	Total Funds	FTE	General Fund	General Fund Exempt	Cash Funds	Reappropriated Funds	Federal Funds
<b>(A) Administration and Centrally-Appropriated Line Items</b>							
<b>State Board of Education</b>							
Personal Services	\$158,014	2.0	\$158,014	\$0	\$0	\$0	\$0
All Other Expenditures	<u>\$129,243</u>	<u>0.0</u>	<u>\$129,243</u>	<u>\$0</u>	<u>\$0</u>	<u>\$0</u>	<u>\$0</u>
FY 2010-11 Long Bill Appropriation (HB 10-1376)	\$287,257	2.0	\$287,257	\$0	\$0	\$0	\$0
<b>FY 2010-11 Total Appropriation (Long Bill plus Special Bills)</b>	<b>\$287,257</b>	<b>2.0</b>	<b>\$287,257</b>	<b>\$0</b>	<b>\$0</b>	<b>\$0</b>	<b>\$0</b>
Personal Services - SB 10-146 Annualization - Modify Contributions to PERA	\$2,854	0.0	\$2,854	\$0	\$0	\$0	\$0
<b>FY 2011-12 Base Request</b>	<b>\$290,111</b>	<b>2.0</b>	<b>\$290,111</b>	<b>\$0</b>	<b>\$0</b>	<b>\$0</b>	<b>\$0</b>
Personal Services	\$160,868	2.0	\$160,868	\$0	\$0	\$0	\$0
All Other Expenditures	\$129,243	0.0	\$129,243	\$0	\$0	\$0	\$0
DI - NP Statewide PERA Adjustment	(\$3,281)	0.0	(\$3,281)	\$0	\$0	\$0	\$0
DI - NP 2% Across the Board Personal Services Reduction	(\$3,160)	0.0	(\$3,160)	\$0	\$0	\$0	\$0
<b>FY 2011-12 Request</b>	<b>\$283,670</b>	<b>2.0</b>	<b>\$283,670</b>	<b>\$0</b>	<b>\$0</b>	<b>\$0</b>	<b>\$0</b>
Personal Services	\$154,427	2.0	\$154,427	\$0	\$0	\$0	\$0
All Other Expenditures	\$129,243	0.0	\$129,243	\$0	\$0	\$0	\$0
<b>General Department and Program Administration</b>							
Personal Services	\$3,519,177	48.0	\$1,988,936	\$0	\$93,572	\$1,436,669	\$0
All Other Expenditures	<u>\$209,405</u>	<u>0.0</u>	<u>\$123,309</u>	<u>\$0</u>	<u>\$0</u>	<u>\$86,096</u>	<u>\$0</u>
FY 2010-11 Long Bill Appropriation (HB 10-1376)	\$3,728,582	48.0	\$2,112,245	\$0	\$93,572	\$1,522,765	\$0
<b>FY 2010-11 Total Appropriation (Long Bill plus Special Bills)</b>	<b>\$3,728,582</b>	<b>48.0</b>	<b>\$2,112,245</b>	<b>\$0</b>	<b>\$93,572</b>	<b>\$1,522,765</b>	<b>\$0</b>
Personal Services - SB 10-146 Annualization - Modify Contributions to PERA	\$69,965	0.0	\$46,178	\$0	\$2,027	\$21,760	\$0
<b>FY 2011-12 Base Request</b>	<b>\$3,798,547</b>	<b>48.0</b>	<b>\$2,158,423</b>	<b>\$0</b>	<b>\$95,599</b>	<b>\$1,544,525</b>	<b>\$0</b>
Personal Services	\$3,589,142	48.0	\$2,035,114	\$0	\$95,599	\$1,458,429	\$0
All Other Expenditures	\$209,405	0.0	\$123,309	\$0	\$0	\$86,096	\$0
DI - 03 Increased Spending Authority for the GED Self-funded Program	\$74,997	1.0	\$0	\$0	\$74,997	\$0	\$0
DI - NP Statewide PERA Adjustment	(\$67,991)	0.0	(\$41,762)	\$0	(\$1,557)	(\$24,672)	\$0
DI - NP Printing of Statewide Warrants and Mainframe Documents	\$2,056	0.0	\$2,056	\$0	\$0	\$0	\$0
DI - NP 2% Across the Board Personal Services Reduction	(\$39,779)	0.0	(\$39,779)	\$0	\$0	\$0	\$0
<b>FY 2011-12 Request</b>	<b>\$3,767,830</b>	<b>49.0</b>	<b>\$2,078,938</b>	<b>\$0</b>	<b>\$169,039</b>	<b>\$1,519,853</b>	<b>\$0</b>
Personal Services	\$3,533,696	49.0	\$1,953,573	\$0	\$146,366	\$1,433,757	\$0
All Other Expenditures	\$234,134	0.0	\$125,365	\$0	\$22,673	\$86,096	\$0

**DEPARTMENT OF EDUCATION**

**FY 2011-12 RECONCILIATION OF DEPARTMENT REQUEST**

**(1) Management and Administration**

Long Bill Line Item	Total Funds	FTE	General Fund	General Fund Exempt	Cash Funds	Reappropriated Funds	Federal Funds
<b>Office of Professional Services</b>							
Personal Services	\$1,361,012	23.0	\$0	\$0	\$1,361,012	\$0	\$0
All Other Expenditures	\$499,688	0.0	\$0	\$0	\$499,688	\$0	\$0
FY 2010-11 Long Bill Appropriation (HB 10-1376)	\$1,860,700	23.0	\$0	\$0	\$1,860,700	\$0	\$0
<b>FY 2010-11 Total Appropriation (Long Bill plus Special Bills)</b>	<b>\$1,860,700</b>	<b>23.0</b>	<b>\$0</b>	<b>\$0</b>	<b>\$1,860,700</b>	<b>\$0</b>	<b>\$0</b>
Personal Services - SB 10-146 Annualization - Modify Contributions to PERA	\$26,267	0.0	\$0	\$0	\$26,267	\$0	\$0
HB 09-XXX Annualization "Sample Title of Legislation"	\$0	0.0	\$0	\$0	\$0	\$0	\$0
Annualization of FY 2009-10 DI#1: "Sample Title of Decision Item"	\$0	0.0	\$0	\$0	\$0	\$0	\$0
Annualization of FY 2009-10 BRI#1: "Sample Title of Base Reduction Item"	\$0	0.0	\$0	\$0	\$0	\$0	\$0
Annualization of FY 2009-10 BA#1: "Sample Title of Budget Amendment"	\$0	0.0	\$0	\$0	\$0	\$0	\$0
Prior Year Salary Survey	\$0	0.0	\$0	\$0	\$0	\$0	\$0
Prior Year Performance-based Pay @ 80%	\$0	0.0	\$0	\$0	\$0	\$0	\$0
Vacancy Savings Reduction	\$0	0.0	\$0	\$0	\$0	\$0	\$0
<b>FY 2011-12 Base Request</b>	<b>\$1,886,967</b>	<b>23.0</b>	<b>\$0</b>	<b>\$0</b>	<b>\$1,886,967</b>	<b>\$0</b>	<b>\$0</b>
Personal Services	\$1,387,279	23.0	\$0	\$0	\$1,387,279	\$0	\$0
All Other Expenditures	\$499,688	0.0	\$0	\$0	\$499,688	\$0	\$0
DI - NP Statewide PERA Adjustment	(\$27,100)	0.0	\$0	\$0	(\$27,100)	\$0	\$0
<b>FY 2011-12 Request</b>	<b>\$1,859,867</b>	<b>23.0</b>	<b>\$0</b>	<b>\$0</b>	<b>\$1,859,867</b>	<b>\$0</b>	<b>\$0</b>
Personal Services	\$1,360,179	23.0	\$0	\$0	\$1,360,179	\$0	\$0
All Other Expenditures	\$499,688	0.0	\$0	\$0	\$499,688	\$0	\$0
<b>Division of On-line Learning</b>							
Personal Services	\$282,256	3.5	\$0	\$0	\$282,256	\$0	\$0
All Other Expenditures	\$89,464	0.0	\$0	\$0	\$89,464	\$0	\$0
FY 2010-11 Long Bill Appropriation (HB 10-1376)	\$371,720	3.5	\$0	\$0	\$371,720	\$0	\$0
<b>FY 2010-11 Total Appropriation (Long Bill plus Special Bills)</b>	<b>\$371,720</b>	<b>3.5</b>	<b>\$0</b>	<b>\$0</b>	<b>\$371,720</b>	<b>\$0</b>	<b>\$0</b>
Personal Services - SB 10-146 Annualization - Modify Contributions to PERA	\$5,097	0.0	\$0	\$0	\$5,097	\$0	\$0
<b>FY 2011-12 Base Request</b>	<b>\$376,817</b>	<b>3.5</b>	<b>\$0</b>	<b>\$0</b>	<b>\$376,817</b>	<b>\$0</b>	<b>\$0</b>
Personal Services	\$287,353	3.5	\$0	\$0	\$287,353	\$0	\$0
All Other Expenditures	\$89,464	0.0	\$0	\$0	\$89,464	\$0	\$0
DI - NP Statewide PERA Adjustment	(\$3,200)	0.0	\$0	\$0	(\$3,200)	\$0	\$0
<b>FY 2011-12 Request</b>	<b>\$373,617</b>	<b>3.5</b>	<b>\$0</b>	<b>\$0</b>	<b>\$373,617</b>	<b>\$0</b>	<b>\$0</b>
Personal Services	\$284,153	3.5	\$0	\$0	\$284,153	\$0	\$0
All Other Expenditures	\$89,464	0.0	\$0	\$0	\$89,464	\$0	\$0

**DEPARTMENT OF EDUCATION**

**FY 2011-12 RECONCILIATION OF DEPARTMENT REQUEST**

**(1) Management and Administration**

Long Bill Line Item	Total Funds	FTE	General Fund	General Fund Exempt	Cash Funds	Reappropriated Funds	Federal Funds
<b>Health, Life, and Dental</b>							
FY 2010-11 Long Bill Appropriation (HB 10-1376)	\$2,902,393	0.0	\$1,379,708	\$0	\$209,927	\$323,487	\$989,271
Total Compensation Change (9/10/10 Update)	\$237,809	0.0	\$94,917	\$0	\$76,758	\$43,148	\$22,986
<b>FY 2010-11 Total Appropriation (Long Bill plus Special Bills)</b>	<b>\$3,140,202</b>	<b>0.0</b>	<b>\$1,474,625</b>	<b>\$0</b>	<b>\$286,685</b>	<b>\$366,635</b>	<b>\$1,012,257</b>
<b>FY 2011-12 Base Request</b>	<b>\$3,140,202</b>	<b>0.0</b>	<b>\$1,474,625</b>	<b>\$0</b>	<b>\$286,685</b>	<b>\$366,635</b>	<b>\$1,012,257</b>
DI - NP Pro-Rated Benefits	(\$8,314)	0.0	(\$8,314)	\$0	\$0	\$0	\$0
<b>FY 2011-12 Request</b>	<b>\$3,131,888</b>	<b>0.0</b>	<b>\$1,466,311</b>	<b>\$0</b>	<b>\$286,685</b>	<b>\$366,635</b>	<b>\$1,012,257</b>
<b>Short-term Disability</b>							
FY 2010-11 Long Bill Appropriation (HB 10-1376)	\$46,423	0.0	\$17,910	\$0	\$4,290	\$5,745	\$18,478
Total Compensation Change (9/10/10 Update)	\$10,497	0.0	\$4,838	\$0	\$954	\$2,004	\$2,701
<b>FY 2010-11 Total Appropriation (Long Bill plus Special Bills)</b>	<b>\$56,920</b>	<b>0.0</b>	<b>\$22,748</b>	<b>\$0</b>	<b>\$5,244</b>	<b>\$7,749</b>	<b>\$21,179</b>
<b>FY 2011-12 Base Request</b>	<b>\$56,920</b>	<b>0.0</b>	<b>\$22,748</b>	<b>\$0</b>	<b>\$5,244</b>	<b>\$7,749</b>	<b>\$21,179</b>
<b>FY 2011-12 Request</b>	<b>\$56,920</b>	<b>0.0</b>	<b>\$22,748</b>	<b>\$0</b>	<b>\$5,244</b>	<b>\$7,749</b>	<b>\$21,179</b>
<b>S.B. 04-257 Amortization Equalization Disbursement</b>							
FY 2010-11 Long Bill Appropriation (HB 10-1376)	\$714,960	0.0	\$275,835	\$0	\$66,069	\$88,481	\$284,575
Total Compensation Change (9/10/10 Update)	\$185,479	0.0	\$84,028	\$0	\$16,881	\$34,106	\$50,464
<b>FY 2010-11 Total Appropriation (Long Bill plus Special Bills)</b>	<b>\$900,439</b>	<b>0.0</b>	<b>\$359,863</b>	<b>\$0</b>	<b>\$82,950</b>	<b>\$122,587</b>	<b>\$335,039</b>
<b>FY 2011-12 Base Request</b>	<b>\$900,439</b>	<b>0.0</b>	<b>\$359,863</b>	<b>\$0</b>	<b>\$82,950</b>	<b>\$122,587</b>	<b>\$335,039</b>
<b>FY 2011-12 Request</b>	<b>\$900,439</b>	<b>0.0</b>	<b>\$359,863</b>	<b>\$0</b>	<b>\$82,950</b>	<b>\$122,587</b>	<b>\$335,039</b>
<b>S.B. 06-235 Supplemental Amortization Equalization Disbursement</b>							
FY 2010-11 Long Bill Appropriation (HB 10-1376)	\$519,325	0.0	\$200,359	\$0	\$47,990	\$64,270	\$206,706
Total Compensation Change (9/10/10 Update)	\$204,242	0.0	\$88,816	\$0	\$18,666	\$34,238	\$62,522
<b>FY 2010-11 Total Appropriation (Long Bill plus Special Bills)</b>	<b>\$723,567</b>	<b>0.0</b>	<b>\$289,175</b>	<b>\$0</b>	<b>\$66,656</b>	<b>\$98,508</b>	<b>\$269,228</b>
<b>FY 2011-12 Base Request</b>	<b>\$723,567</b>	<b>0.0</b>	<b>\$289,175</b>	<b>\$0</b>	<b>\$66,656</b>	<b>\$98,508</b>	<b>\$269,228</b>
<b>FY 2011-12 Request</b>	<b>\$723,567</b>	<b>0.0</b>	<b>\$289,175</b>	<b>\$0</b>	<b>\$66,656</b>	<b>\$98,508</b>	<b>\$269,228</b>
<b>Workers' Compensation</b>							
FY 2010-11 Long Bill Appropriation (HB 10-1376)	\$281,151	0.0	\$122,610	\$0	\$34,441	\$23,729	\$100,371
<b>FY 2010-11 Total Appropriation (Long Bill plus Special Bills)</b>	<b>\$281,151</b>	<b>0.0</b>	<b>\$122,610</b>	<b>\$0</b>	<b>\$34,441</b>	<b>\$23,729</b>	<b>\$100,371</b>
Common Policy Change (September 10, 2010)	\$59,305	0.0	\$25,863	\$0	\$7,265	\$5,005	\$21,172
<b>FY 2011-12 Base Request</b>	<b>\$340,456</b>	<b>0.0</b>	<b>\$148,473</b>	<b>\$0</b>	<b>\$41,706</b>	<b>\$28,734</b>	<b>\$121,543</b>
<b>FY 2011-12 Request</b>	<b>\$340,456</b>	<b>0.0</b>	<b>\$148,473</b>	<b>\$0</b>	<b>\$41,706</b>	<b>\$28,734</b>	<b>\$121,543</b>

**DEPARTMENT OF EDUCATION**

**FY 2011-12 RECONCILIATION OF DEPARTMENT REQUEST**

**(1) Management and Administration**

Long Bill Line Item	Total Funds	FTE	General Fund	General Fund Exempt	Cash Funds	Reappropriated Funds	Federal Funds
<b>Legal Services for 7,602 hours</b>							
FY 2010-11 Long Bill Appropriation (HB 10-1376)	\$557,759	0.0	\$204,169	\$0	\$207,946	\$133,017	\$12,627
<b>FY 2010-11 Total Appropriation (Long Bill plus Special Bills)</b>	<b>\$557,759</b>	<b>0.0</b>	<b>\$204,169</b>	<b>\$0</b>	<b>\$207,946</b>	<b>\$133,017</b>	<b>\$12,627</b>
<b>FY 2011-12 Base Request</b>	<b>\$557,759</b>	<b>0.0</b>	<b>\$204,169</b>	<b>\$0</b>	<b>\$207,946</b>	<b>\$133,017</b>	<b>\$12,627</b>
<b>FY 2011-12 Request</b>	<b>\$557,759</b>	<b>0.0</b>	<b>\$204,169</b>	<b>\$0</b>	<b>\$207,946</b>	<b>\$133,017</b>	<b>\$12,627</b>
<b>Administrative Law Judge Services</b>							
FY 2010-11 Long Bill Appropriation (HB 10-1376)	\$79,754	0.0	\$0	\$0	\$34,303	\$45,451	\$0
<b>FY 2010-11 Total Appropriation (Long Bill plus Special Bills)</b>	<b>\$79,754</b>	<b>0.0</b>	<b>\$0</b>	<b>\$0</b>	<b>\$34,303</b>	<b>\$45,451</b>	<b>\$0</b>
Common Policy Change (September 10, 2010)	(\$38,297)	0.0	\$0	\$0	\$0	(\$38,297)	\$0
<b>FY 2011-12 Base Request</b>	<b>\$41,457</b>	<b>0.0</b>	<b>\$0</b>	<b>\$0</b>	<b>\$34,303</b>	<b>\$7,154</b>	<b>\$0</b>
<b>FY 2011-12 Request</b>	<b>\$41,457</b>	<b>0.0</b>	<b>\$0</b>	<b>\$0</b>	<b>\$34,303</b>	<b>\$7,154</b>	<b>\$0</b>
<b>Payment to Risk Management and Property Funds</b>							
FY 2010-11 Long Bill Appropriation (HB 10-1376)	\$30,477	0.0	\$26,385	\$0	\$1,511	\$2,581	\$0
<b>FY 2010-11 Total Appropriation (Long Bill plus Special Bills)</b>	<b>\$30,477</b>	<b>0.0</b>	<b>\$26,385</b>	<b>\$0</b>	<b>\$1,511</b>	<b>\$2,581</b>	<b>\$0</b>
Common Policy Change (September 10, 2010)	\$45,817	0.0	\$39,664	\$0	\$2,272	\$3,881	\$0
<b>FY 2011-12 Base Request</b>	<b>\$76,294</b>	<b>0.0</b>	<b>\$66,049</b>	<b>\$0</b>	<b>\$3,783</b>	<b>\$6,462</b>	<b>\$0</b>
<b>FY 2011-12 Request</b>	<b>\$76,294</b>	<b>0.0</b>	<b>\$66,049</b>	<b>\$0</b>	<b>\$3,783</b>	<b>\$6,462</b>	<b>\$0</b>
<b>Leased Space</b>							
FY 2010-11 Long Bill Appropriation (HB 10-1376)	\$11,500	0.0	\$0	\$0	\$0	\$11,500	\$0
<b>FY 2010-11 Total Appropriation (Long Bill plus Special Bills)</b>	<b>\$11,500</b>	<b>0.0</b>	<b>\$0</b>	<b>\$0</b>	<b>\$0</b>	<b>\$11,500</b>	<b>\$0</b>
<b>FY 2011-12 Base Request</b>	<b>\$11,500</b>	<b>0.0</b>	<b>\$0</b>	<b>\$0</b>	<b>\$0</b>	<b>\$11,500</b>	<b>\$0</b>
<b>FY 2011-12 Request</b>	<b>\$11,500</b>	<b>0.0</b>	<b>\$0</b>	<b>\$0</b>	<b>\$0</b>	<b>\$11,500</b>	<b>\$0</b>
<b>Capitol Complex Leased Space</b>							
FY 2010-11 Long Bill Appropriation (HB 10-1376)	\$547,414	0.0	\$107,019	\$0	\$50,417	\$120,103	\$269,875
<b>FY 2010-11 Total Appropriation (Long Bill plus Special Bills)</b>	<b>\$547,414</b>	<b>0.0</b>	<b>\$107,019</b>	<b>\$0</b>	<b>\$50,417</b>	<b>\$120,103</b>	<b>\$269,875</b>
Common Policy Change (September 10, 2010)	\$38,463	0.0	\$7,520	\$0	\$3,542	\$8,439	\$18,962
<b>FY 2011-12 Base Request</b>	<b>\$585,877</b>	<b>\$0</b>	<b>\$114,539</b>	<b>\$0</b>	<b>\$53,959</b>	<b>\$128,542</b>	<b>\$288,837</b>
<b>FY 2011-12 Request</b>	<b>\$585,877</b>	<b>0.0</b>	<b>\$114,539</b>	<b>\$0</b>	<b>\$53,959</b>	<b>\$128,542</b>	<b>\$288,837</b>

**DEPARTMENT OF EDUCATION**

FY 2011-12 RECONCILIATION OF DEPARTMENT REQUEST

**(1) Management and Administration**

Long Bill Line Item	Total Funds	FTE	General Fund	General Fund Exempt	Cash Funds	Reappropriated Funds	Federal Funds
<b>Reprinting and Distributing Laws Concerning Education</b>							
FY 2010-11 Long Bill Appropriation (HB 10-1376)	\$35,480	0.0	\$0	\$0	\$35,480	\$0	\$0
HB 10-1369 Special Bill FY 10-11 Appropriation	\$0	0.0	\$0	\$0	\$0	\$0	\$0
<b>FY 2010-11 Total Appropriation (Long Bill plus Special Bills)</b>	<b>\$35,480</b>	<b>0.0</b>	<b>\$0</b>	<b>\$0</b>	<b>\$35,480</b>	<b>\$0</b>	<b>\$0</b>
<b>FY 2011-12 Base Request</b>	<b>\$35,480</b>	<b>0.0</b>	<b>\$0</b>	<b>\$0</b>	<b>\$35,480</b>	<b>\$0</b>	<b>\$0</b>
<b>FY 2011-12 Request</b>	<b>\$35,480</b>	<b>0.0</b>	<b>\$0</b>	<b>\$0</b>	<b>\$35,480</b>	<b>\$0</b>	<b>\$0</b>
<b>Emeritus Retirement</b>							
FY 2010-11 Long Bill Appropriation (HB 10-1376)	\$10,875	0.0	\$10,875	\$0	\$0	\$0	\$0
<b>FY 2010-11 Total Appropriation (Long Bill plus Special Bills)</b>	<b>\$10,875</b>	<b>0.0</b>	<b>\$10,875</b>	<b>\$0</b>	<b>\$0</b>	<b>\$0</b>	<b>\$0</b>
<b>FY 2011-12 Base Request</b>	<b>\$10,875</b>	<b>0.0</b>	<b>\$10,875</b>	<b>\$0</b>	<b>\$0</b>	<b>\$0</b>	<b>\$0</b>
<b>FY 2011-12 Request</b>	<b>\$10,875</b>	<b>0.0</b>	<b>\$10,875</b>	<b>\$0</b>	<b>\$0</b>	<b>\$0</b>	<b>\$0</b>
<b>(B) Information Technology</b>							
<b>Information Technology Services</b>							
Personal Services	\$926,135	17.0	\$828,717	\$0	\$0	\$97,418	\$0
All Other Expenditures	\$533,726	0.0	\$3,998	\$0	\$0	\$529,728	\$0
FY 2010-11 Long Bill Appropriation (HB 10-1376)	\$1,459,861	17.0	\$832,715	\$0	\$0	\$627,146	\$0
<b>FY 2010-11 Total Appropriation (Long Bill plus Special Bills)</b>	<b>\$1,459,861</b>	<b>17.0</b>	<b>\$832,715</b>	<b>\$0</b>	<b>\$0</b>	<b>\$627,146</b>	<b>\$0</b>
Personal Services - SB 10-146 Annualization - Modify Contributions to PERA	\$17,151	0.0	\$17,151	\$0	\$0	\$0	\$0
<b>FY 2011-12 Base Request</b>	<b>\$1,477,012</b>	<b>17.0</b>	<b>\$849,866</b>	<b>\$0</b>	<b>\$0</b>	<b>\$627,146</b>	<b>\$0</b>
Personal Services	\$943,286	17.0	\$845,868	\$0	\$0	\$97,418	\$0
All Other Expenditures	\$533,726	0.0	\$3,998	\$0	\$0	\$529,728	\$0
DI - NP Statewide PERA Adjustment	(\$16,996)	0.0	(\$16,996)	\$0	\$0	\$0	\$0
DI - NP 2% Across the Board Personal Services Reduction	(\$16,574)	0.0	(\$16,574)	\$0	\$0	\$0	\$0
<b>FY 2011-12 Request</b>	<b>\$1,443,442</b>	<b>17.0</b>	<b>\$816,296</b>	<b>\$0</b>	<b>\$0</b>	<b>\$627,146</b>	<b>\$0</b>
Personal Services	\$909,716	17.0	\$812,298	\$0	\$0	\$97,418	\$0
All Other Expenditures	\$533,726	0.0	\$3,998	\$0	\$0	\$529,728	\$0

**DEPARTMENT OF EDUCATION**

FY 2011-12 RECONCILIATION OF DEPARTMENT REQUEST

**(1) Management and Administration**

Long Bill Line Item	Total Funds	FTE	General Fund	General Fund Exempt	Cash Funds	Reappropriated Funds	Federal Funds
<b>School Accountability Reports and State Data Reporting System</b>							
Personal Services	\$646,080	6.0	\$646,080	\$0	\$0	\$0	\$0
All Other Expenditures	\$646,092	0.0	\$646,092	\$0	\$0	\$0	\$0
FY 2010-11 Long Bill Appropriation (HB 10-1376)	\$1,292,172	6.0	\$1,292,172	\$0	\$0	\$0	\$0
<b>FY 2010-11 Total Appropriation (Long Bill plus Special Bills)</b>	<b>\$1,292,172</b>	<b>6.0</b>	<b>\$1,292,172</b>	<b>\$0</b>	<b>\$0</b>	<b>\$0</b>	<b>\$0</b>
Personal Services - SB 10-146 Annualization - Modify Contributions to PERA	\$8,072	0.0	\$8,072	\$0	\$0	\$0	\$0
<b>FY 2011-12 Base Request</b>	<b>\$1,300,244</b>	<b>6.0</b>	<b>\$1,300,244</b>	<b>\$0</b>	<b>\$0</b>	<b>\$0</b>	<b>\$0</b>
Personal Services	\$654,152	6.0	\$654,152	\$0	\$0	\$0	\$0
All Other Expenditures	\$646,092	0.0	\$646,092	\$0	\$0	\$0	\$0
DI - NP Statewide PERA Adjustment	(\$13,393)	0.0	(\$13,393)	\$0	\$0	\$0	\$0
DI - NP 2% Across the Board Personal Services Reduction	(\$12,922)	0.0	(\$12,922)	\$0	\$0	\$0	\$0
<b>FY 2011-12 Request</b>	<b>\$1,273,929</b>	<b>6.0</b>	<b>\$1,273,929</b>	<b>\$0</b>	<b>\$0</b>	<b>\$0</b>	<b>\$0</b>
Personal Services	\$627,837	6.0	\$627,837	\$0	\$0	\$0	\$0
All Other Expenditures	\$646,092	0.0	\$646,092	\$0	\$0	\$0	\$0
<b>Purchase of Services from Computer Center</b>							
FY 2010-11 Long Bill Appropriation (HB 10-1376)	\$45,635	0.0	\$45,635	\$0	\$0	\$0	\$0
<b>FY 2010-11 Total Appropriation (Long Bill plus Special Bills)</b>	<b>\$45,635</b>	<b>0.0</b>	<b>\$45,635</b>	<b>\$0</b>	<b>\$0</b>	<b>\$0</b>	<b>\$0</b>
Common Policy Change (September 2 Allocations)	\$78,255	0.0	\$78,255	\$0	\$0	\$0	\$0
<b>FY 2011-12 Base Request</b>	<b>\$123,890</b>	<b>0.0</b>	<b>\$123,890</b>	<b>\$0</b>	<b>\$0</b>	<b>\$0</b>	<b>\$0</b>
<b>FY 2011-12 Request</b>	<b>\$123,890</b>	<b>0.0</b>	<b>\$123,890</b>	<b>\$0</b>	<b>\$0</b>	<b>\$0</b>	<b>\$0</b>
<b>Multiuse Network Payments</b>							
FY 2010-11 Long Bill Appropriation (HB 10-1376)	\$0	0.0	\$0	\$0	\$0	\$0	\$0
<b>FY 2010-11 Total Appropriation (Long Bill plus Special Bills)</b>	<b>\$0</b>	<b>0.0</b>	<b>\$0</b>	<b>\$0</b>	<b>\$0</b>	<b>\$0</b>	<b>\$0</b>
Common Policy Change (September 2 Allocations)	\$28,303	0.0	\$28,303	\$0	\$0	\$0	\$0
<b>FY 2011-12 Base Request</b>	<b>\$28,303</b>	<b>0.0</b>	<b>\$28,303</b>	<b>\$0</b>	<b>\$0</b>	<b>\$0</b>	<b>\$0</b>
<b>FY 2011-12 Request</b>	<b>\$28,303</b>	<b>0.0</b>	<b>\$28,303</b>	<b>\$0</b>	<b>\$0</b>	<b>\$0</b>	<b>\$0</b>
<b>Information Technology Asset Maintenance</b>							
FY 2010-11 Long Bill Appropriation (HB 10-1376)	\$303,830	0.0	\$303,830	\$0	\$0	\$0	\$0
<b>FY 2010-11 Total Appropriation (Long Bill plus Special Bills)</b>	<b>\$303,830</b>	<b>0.0</b>	<b>\$303,830</b>	<b>\$0</b>	<b>\$0</b>	<b>\$0</b>	<b>\$0</b>
<b>FY 2011-12 Base Request</b>	<b>\$303,830</b>	<b>0.0</b>	<b>\$303,830</b>	<b>\$0</b>	<b>\$0</b>	<b>\$0</b>	<b>\$0</b>
<b>FY 2011-12 Request</b>	<b>\$303,830</b>	<b>0.0</b>	<b>\$303,830</b>	<b>\$0</b>	<b>\$0</b>	<b>\$0</b>	<b>\$0</b>
<b>Disaster Recovery</b>							
FY 2010-11 Long Bill Appropriation (HB 10-1376)	\$19,722	0.0	\$19,722	\$0	\$0	\$0	\$0
<b>FY 2010-11 Total Appropriation (Long Bill plus Special Bills)</b>	<b>\$19,722</b>	<b>0.0</b>	<b>\$19,722</b>	<b>\$0</b>	<b>\$0</b>	<b>\$0</b>	<b>\$0</b>
<b>FY 2011-12 Base Request</b>	<b>\$19,722</b>	<b>0.0</b>	<b>\$19,722</b>	<b>\$0</b>	<b>\$0</b>	<b>\$0</b>	<b>\$0</b>
<b>FY 2011-12 Request</b>	<b>\$19,722</b>	<b>0.0</b>	<b>\$19,722</b>	<b>\$0</b>	<b>\$0</b>	<b>\$0</b>	<b>\$0</b>
<b>(C) Assessments and Data Analyses</b>							

**DEPARTMENT OF EDUCATION**

**FY 2011-12 RECONCILIATION OF DEPARTMENT REQUEST**

**(1) Management and Administration**

Long Bill Line Item	Total Funds	FTE	General Fund	General Fund Exempt	Cash Funds	Reappropriated Funds	Federal Funds
<b>Colorado Student Assessment Program</b>							
Personal Services	\$1,501,197	11.8	\$0	\$0	\$484,005	\$0	\$1,017,192
All Other Expenditures	<u>\$20,188,147</u>	<u>0.0</u>	<u>\$0</u>	<u>\$0</u>	<u>\$15,272,516</u>	<u>\$0</u>	<u>\$4,915,631</u>
FY 2010-11 Long Bill Appropriation (HB 10-1376)	\$21,689,344	11.8	\$0	\$0	\$15,756,521	\$0	\$5,932,823
<b>FY 2010-11 Total Appropriation (Long Bill plus Special Bills)</b>	<b>\$21,689,344</b>	<b>11.8</b>	<b>\$0</b>	<b>\$0</b>	<b>\$15,756,521</b>	<b>\$0</b>	<b>\$5,932,823</b>
Personal Services - SB 10-146 Annualization - Modify Contributions to PERA	\$26,689	0.0	\$0	\$0	\$8,203	\$0	\$18,486
<b>FY 2011-12 Base Request</b>	<b>\$21,716,033</b>	<b>11.8</b>	<b>\$0</b>	<b>\$0</b>	<b>\$15,764,724</b>	<b>\$0</b>	<b>\$5,951,309</b>
Personal Services	\$1,527,886	11.8	\$0	\$0	\$492,208	\$0	\$1,035,678
All Other Expenditures	\$20,188,147	0.0	\$0	\$0	\$15,272,516	\$0	\$4,915,631
DI - NP Statewide PERA Adjustment	(\$25,372)	0.0	\$0	\$0	(\$5,993)	\$0	(\$19,379)
<b>FY 2011-12 Request</b>	<b>\$21,690,661</b>	<b>11.8</b>	<b>\$0</b>	<b>\$0</b>	<b>\$15,758,731</b>	<b>\$0</b>	<b>\$5,931,930</b>
Personal Services	\$1,502,514	11.8	\$0	\$0	\$486,215	\$0	\$1,016,299
All Other Expenditures	\$20,188,147	0.0	\$0	\$0	\$15,272,516	\$0	\$4,915,631
<b>Federal Grant for State Assessments and Related Activities</b>							
Personal Services	\$0	5.7	\$0	\$0	\$0	\$0	\$0
All Other Expenditures	<u>\$2,161,644</u>	<u>0.0</u>	<u>\$0</u>	<u>\$0</u>	<u>\$0</u>	<u>\$0</u>	<u>\$2,161,644</u>
FY 2010-11 Long Bill Appropriation (HB 10-1376)	\$2,161,644	5.7	\$0	\$0	\$0	\$0	\$2,161,644
<b>FY 2010-11 Total Appropriation (Long Bill plus Special Bills)</b>	<b>\$2,161,644</b>	<b>5.7</b>	<b>\$0</b>	<b>\$0</b>	<b>\$0</b>	<b>\$0</b>	<b>\$2,161,644</b>
<b>FY 2011-12 Base Request</b>	<b>\$2,161,644</b>	<b>5.7</b>	<b>\$0</b>	<b>\$0</b>	<b>\$0</b>	<b>\$0</b>	<b>\$2,161,644</b>
Personal Services	\$0	5.7	\$0	\$0	\$0	\$0	\$0
All Other Expenditures	\$2,161,644	0.0	\$0	\$0	\$0	\$0	\$2,161,644
<b>FY 2011-12 Request</b>	<b>\$2,161,644</b>	<b>5.7</b>	<b>\$0</b>	<b>\$0</b>	<b>\$0</b>	<b>\$0</b>	<b>\$2,161,644</b>
Personal Services	\$0	5.7	\$0	\$0	\$0	\$0	\$0
All Other Expenditures	\$2,161,644	0.0	\$0	\$0	\$0	\$0	\$2,161,644



**DEPARTMENT OF EDUCATION**

**FY 2011-12 RECONCILIATION OF DEPARTMENT REQUEST**

**(1) Management and Administration**

Long Bill Line Item	Total Funds	FTE	General Fund	General Fund Exempt	Cash Funds	Reappropriated Funds	Federal Funds
<b>Longitudinal Analyses of Student Assessment Results</b>							
Personal Services	\$257,769	3.0	\$257,769	\$0	\$0	\$0	\$0
All Other Expenditures	\$30,720	0.0	\$30,720	\$0	\$0	\$0	\$0
FY 2010-11 Long Bill Appropriation (HB 10-1376)	\$288,489	3.0	\$288,489	\$0	\$0	\$0	\$0
<b>FY 2010-11 Total Appropriation (Long Bill plus Special Bills)</b>	<b>\$288,489</b>	<b>3.0</b>	<b>\$288,489</b>	<b>\$0</b>	<b>\$0</b>	<b>\$0</b>	<b>\$0</b>
Personal Services - SB 10-146 Annualization - Modify Contributions to PERA	\$4,331	0.0	\$4,331	\$0	\$0	\$0	\$0
<b>FY 2011-12 Base Request</b>	<b>\$292,820</b>	<b>3.0</b>	<b>\$292,820</b>	<b>\$0</b>	<b>\$0</b>	<b>\$0</b>	<b>\$0</b>
Personal Services	\$262,100	3.0	\$262,100	\$0	\$0	\$0	\$0
All Other Expenditures	\$30,720	0.0	\$30,720	\$0	\$0	\$0	\$0
DI - NP Statewide PERA Adjustment	(\$5,405)	0.0	(\$5,405)	\$0	\$0	\$0	\$0
DI - NP 2% Across the Board Personal Services Reduction	(\$5,155)	0.0	(\$5,155)	\$0	\$0	\$0	\$0
<b>FY 2011-12 Request</b>	<b>\$282,260</b>	<b>3.0</b>	<b>\$282,260</b>	<b>\$0</b>	<b>\$0</b>	<b>\$0</b>	<b>\$0</b>
Personal Services	\$251,540	3.0	\$251,540	\$0	\$0	\$0	\$0
All Other Expenditures	\$30,720	0.0	\$30,720	\$0	\$0	\$0	\$0
<b>Preschool to Postsecondary Education Alignment</b>							
Personal Services	\$397,099	5.0	\$0	\$0	\$397,099	\$0	\$0
All Other Expenditures	\$172,233	0.0	\$0	\$0	\$172,233	\$0	\$0
FY 2010-11 Long Bill Appropriation (HB 10-1376)	\$569,332	5.0	\$0	\$0	\$569,332	\$0	\$0
<b>FY 2010-11 Total Appropriation (Long Bill plus Special Bills)</b>	<b>\$569,332</b>	<b>5.0</b>	<b>\$0</b>	<b>\$0</b>	<b>\$569,332</b>	<b>\$0</b>	<b>\$0</b>
Personal Services - SB 10-146 Annualization - Modify Contributions to PERA	\$4,375	0.0	\$0	\$0	\$4,375	\$0	\$0
<b>FY 2011-12 Base Request</b>	<b>\$573,707</b>	<b>5.0</b>	<b>\$0</b>	<b>\$0</b>	<b>\$573,707</b>	<b>\$0</b>	<b>\$0</b>
Personal Services	\$401,474	5.0	\$0	\$0	\$401,474	\$0	\$0
All Other Expenditures	\$172,233	0.0	\$0	\$0	\$172,233	\$0	\$0
DI - NP Statewide PERA Adjustment	(\$4,509)	0.0	\$0	\$0	(\$4,509)	\$0	\$0
<b>FY 2011-12 Request</b>	<b>\$569,198</b>	<b>5.0</b>	<b>\$0</b>	<b>\$0</b>	<b>\$569,198</b>	<b>\$0</b>	<b>\$0</b>
Personal Services	\$396,965	5.0	\$0	\$0	\$396,965	\$0	\$0
All Other Expenditures	\$172,233	0.0	\$0	\$0	\$172,233	\$0	\$0

**DEPARTMENT OF EDUCATION**  
**FY 2011-12 RECONCILIATION OF DEPARTMENT REQUEST**

**(1) Management and Administration**

Long Bill Line Item	Total Funds	FTE	General Fund	General Fund Exempt	Cash Funds	Reappropriated Funds	Federal Funds
<b>(D) State Charter School Institute</b>							
<b>State Charter School Institute Administration, Oversight, and Management</b>							
Personal Services	\$1,111,456	16.5	\$0	\$0	\$0	\$1,111,456	\$0
All Other Expenditures	\$624,882	0.0	\$0	\$0	\$0	\$624,882	\$0
FY 2010-11 Long Bill Appropriation (HB 10-1376)	\$1,736,338	16.5	\$0	\$0	\$0	\$1,736,338	\$0
SB 10-161 Special Bill FY 10-11 Appropriation	\$0	1.0	\$0	\$0	\$0	\$0	\$0
<b>FY 2010-11 Total Appropriation (Long Bill plus Special Bills)</b>	<b>\$1,736,338</b>	<b>17.5</b>	<b>\$0</b>	<b>\$0</b>	<b>\$0</b>	<b>\$1,736,338</b>	<b>\$0</b>
Personal Services - SB 10-146 Annualization - Modify Contributions to PERA	\$16,714	0.0	\$0	\$0	\$0	\$16,714	\$0
<b>FY 2011-12 Base Request</b>	<b>\$1,753,052</b>	<b>17.5</b>	<b>\$0</b>	<b>\$0</b>	<b>\$0</b>	<b>\$1,753,052</b>	<b>\$0</b>
Personal Services	\$1,128,170	17.5	\$0	\$0	\$0	\$1,128,170	\$0
All Other Expenditures	\$624,882	0.0	\$0	\$0	\$0	\$624,882	\$0
DI - NP Statewide PERA Adjustment	(\$26,573)	0.0	\$0	\$0	\$0	(\$26,573)	\$0
<b>FY 2011-12 Request</b>	<b>\$1,726,479</b>	<b>17.5</b>	<b>\$0</b>	<b>\$0</b>	<b>\$0</b>	<b>\$1,726,479</b>	<b>\$0</b>
Personal Services	\$1,101,597	17.5	\$0	\$0	\$0	\$1,101,597	\$0
All Other Expenditures	\$624,882	0.0	\$0	\$0	\$0	\$624,882	\$0
<b>Other Transfers to Institute Charter Schools</b>							
FY 2010-11 Long Bill Appropriation (HB 10-1376)	\$2,013,615	0.0	\$0	\$0	\$0	\$2,013,615	\$0
<b>FY 2010-11 Total Appropriation (Long Bill plus Special Bills)</b>	<b>\$2,013,615</b>	<b>0.0</b>	<b>\$0</b>	<b>\$0</b>	<b>\$0</b>	<b>\$2,013,615</b>	<b>\$0</b>
<b>FY 2011-12 Base Request</b>	<b>\$2,013,615</b>	<b>0.0</b>	<b>\$0</b>	<b>\$0</b>	<b>\$0</b>	<b>\$2,013,615</b>	<b>\$0</b>
<b>FY 2011-12 Request</b>	<b>\$2,013,615</b>	<b>0.0</b>	<b>\$0</b>	<b>\$0</b>	<b>\$0</b>	<b>\$2,013,615</b>	<b>\$0</b>
<b>Transfer of Federal Moneys to Institute Charter Schools</b>							
Personal Services	\$308,096	6.0	\$0	\$0	\$0	\$308,096	\$0
All Other Expenditures	\$4,884,658	0.0	\$0	\$0	\$0	\$4,884,658	\$0
FY 2010-11 Long Bill Appropriation (HB 10-1376)	\$5,192,754	6.0	\$0	\$0	\$0	\$5,192,754	\$0
<b>FY 2010-11 Total Appropriation (Long Bill plus Special Bills)</b>	<b>\$5,192,754</b>	<b>6.0</b>	<b>\$0</b>	<b>\$0</b>	<b>\$0</b>	<b>\$5,192,754</b>	<b>\$0</b>
Personal Services - SB 10-146 Annualization - Modify Contributions to PERA	\$7,246	0.0	\$0	\$0	\$0	\$7,246	\$0
<b>FY 2011-12 Base Request</b>	<b>\$5,200,000</b>	<b>6.0</b>	<b>\$0</b>	<b>\$0</b>	<b>\$0</b>	<b>\$5,200,000</b>	<b>\$0</b>
Personal Services	\$315,342	6.0	\$0	\$0	\$0	\$315,342	\$0
All Other Expenditures	\$4,884,658	0.0	\$0	\$0	\$0	\$4,884,658	\$0
DI - NP Statewide PERA Adjustment	(\$7,830)	0.0	\$0	\$0	\$0	(\$7,830)	\$0
<b>FY 2011-12 Request</b>	<b>\$5,192,170</b>	<b>6.0</b>	<b>\$0</b>	<b>\$0</b>	<b>\$0</b>	<b>\$5,192,170</b>	<b>\$0</b>
Personal Services	\$307,512	6.0	\$0	\$0	\$0	\$307,512	\$0
All Other Expenditures	\$4,884,658	0.0	\$0	\$0	\$0	\$4,884,658	\$0

**DEPARTMENT OF EDUCATION**

**FY 2011-12 RECONCILIATION OF DEPARTMENT REQUEST**

**(1) Management and Administration**

Long Bill Line Item	Total Funds	FTE	General Fund	General Fund Exempt	Cash Funds	Reappropriated Funds	Federal Funds
<b>Department Implementation of Section 22-30.5-501 et seq., C.R.S.</b>							
Personal Services	\$202,842	2.6	\$0	\$0	\$0	\$202,842	\$0
All Other Expenditures	\$0	0.0	\$0	\$0	\$0	\$0	\$0
FY 2010-11 Long Bill Appropriation (HB 10-1376)	\$202,842	2.6	\$0	\$0	\$0	\$202,842	\$0
<b>FY 2010-11 Total Appropriation (Long Bill plus Special Bills)</b>	<b>\$202,842</b>	<b>2.6</b>	<b>\$0</b>	<b>\$0</b>	<b>\$0</b>	<b>\$202,842</b>	<b>\$0</b>
Personal Services - SB 10-146 Annualization - Modify Contributions to PERA	\$7,172	0.0	\$0	\$0	\$0	\$7,172	\$0
<b>FY 2011-12 Base Request</b>	<b>\$210,014</b>	<b>2.6</b>	<b>\$0</b>	<b>\$0</b>	<b>\$0</b>	<b>\$210,014</b>	<b>\$0</b>
Personal Services	\$210,014	2.6	\$0	\$0	\$0	\$210,014	\$0
All Other Expenditures	\$0	0.0	\$0	\$0	\$0	\$0	\$0
DI - NP Statewide PERA Adjustment	(\$5,155)	0.0	\$0	\$0	\$0	(\$5,155)	\$0
<b>FY 2011-12 Request</b>	<b>\$204,859</b>	<b>2.6</b>	<b>\$0</b>	<b>\$0</b>	<b>\$0</b>	<b>\$204,859</b>	<b>\$0</b>
Personal Services	\$204,859	2.6	\$0	\$0	\$0	\$204,859	\$0
All Other Expenditures	\$0	0.0	\$0	\$0	\$0	\$0	\$0
<b>(1) Management and Administration</b>							
<b>FY 2010-11 Total Appropriation (Long Bill plus Special Bills)</b>	<b>\$48,961,348</b>	<b>151.1</b>	<b>\$7,526,935</b>	<b>\$0</b>	<b>\$19,344,219</b>	<b>\$12,113,824</b>	<b>\$9,976,370</b>
<b>FY 2011-12 Base Request</b>	<b>\$50,007,154</b>	<b>151.1</b>	<b>\$8,057,725</b>	<b>\$0</b>	<b>\$19,516,526</b>	<b>\$12,259,240</b>	<b>\$10,173,663</b>
<b>FY 2011-12 Request</b>	<b>\$49,791,498</b>	<b>152.1</b>	<b>\$7,893,040</b>	<b>\$0</b>	<b>\$19,549,164</b>	<b>\$12,195,010</b>	<b>\$10,154,284</b>
FY 2010-11 Total Appropriation (Long Bill)	\$48,961,348	150.1	\$7,526,935	\$0	\$19,344,219	\$12,113,824	\$9,976,370
FY 2010-11 Total Appropriation (Special Bills)	\$0	1.0	\$0	\$0	\$0	\$0	\$0
<b>FY 2010-11 Total Appropriation</b>	<b>\$48,961,348</b>	<b>151.1</b>	<b>\$7,526,935</b>	<b>\$0</b>	<b>\$19,344,219</b>	<b>\$12,113,824</b>	<b>\$9,976,370</b>
FY2010-11 Long Bill Annualization - Modify Contributions to PERA	\$195,933	0.0	\$78,586	\$0	\$45,969	\$52,892	\$18,486
FY2010-11 Senate Bill Annualizations	\$0	0.0	\$0	\$0	\$0	\$0	\$0
FY2010-11 House Bill Annualizations	\$0	0.0	\$0	\$0	\$0	\$0	\$0
FY2010-11 Other Annualizations	\$0	0.0	\$0	\$0	\$0	\$0	\$0
Prior Year Salary Survey	\$0	0.0	\$0	\$0	\$0	\$0	\$0
Prior Year Performance-based Pay @ 80%	\$0	0.0	\$0	\$0	\$0	\$0	\$0
Common Policy Change	\$211,846	0.0	\$179,605	\$0	\$13,079	(\$20,972)	\$40,134
Total Compensation Change	\$638,027	0.0	\$272,599	\$0	\$113,259	\$113,496	\$138,673
Federal Funds Change	\$0	0.0	\$0	\$0	\$0	\$0	\$0
<b>FY 2011-12 Base Request</b>	<b>\$50,007,154</b>	<b>151.1</b>	<b>\$8,057,725</b>	<b>\$0</b>	<b>\$19,516,526</b>	<b>\$12,259,240</b>	<b>\$10,173,663</b>
Common Policy Change	\$0	0.0	\$0	\$0	\$0	\$0	\$0
Decision Item	(\$215,656)	1.0	(\$164,685)	\$0	\$32,638	(\$64,230)	(\$19,379)
Budget Reduction Items	\$0	0.0	\$0	\$0	\$0	\$0	\$0
Budget Amendments	\$0	0.0	\$0	\$0	\$0	\$0	\$0
<b>FY 2011-12 Request</b>	<b>\$49,791,498</b>	<b>152.1</b>	<b>\$7,893,040</b>	<b>\$0</b>	<b>\$19,549,164</b>	<b>\$12,195,010</b>	<b>\$10,154,284</b>

**DEPARTMENT OF EDUCATION**  
**FY 2011-12 RECONCILIATION OF DEPARTMENT REQUEST**

**(2) Assistance to Public Schools**

Long Bill Line Item	Total Funds	FTE	General Fund	General Fund Exempt	Cash Funds	Reappropriated Funds	Federal Funds
<b>(A) Public School Finance</b>							
<b>Administration</b>							
Personal Services	\$1,369,220	18.3	\$0	\$0	\$0	\$1,369,220	\$0
All Other Expenditures	\$104,554	0.0	\$0	\$0	\$0	\$104,554	\$0
FY 2010-11 Long Bill Appropriation (HB 10-1376)	\$1,473,774	18.3	\$0	\$0	\$0	\$1,473,774	\$0
SB 10-054 Special Bill FY 10-11 Appropriation	\$20,729	0.2	\$0	\$0	\$20,729	\$0	\$0
<b>FY 2010-11 Total Appropriation</b>	<b>\$1,494,503</b>	<b>18.5</b>	<b>\$0</b>	<b>\$0</b>	<b>\$20,729</b>	<b>\$1,473,774</b>	<b>\$0</b>
Personal Services - SB 10-146 Annualization - Modify Contributions to PERA	\$27,999	0.0	\$0	\$0	\$0	\$27,999	\$0
<b>FY 2011-12 Base Request</b>	<b>\$1,522,502</b>	<b>18.5</b>	<b>\$0</b>	<b>\$0</b>	<b>\$20,729</b>	<b>\$1,501,773</b>	<b>\$0</b>
Personal Services	\$1,417,948	2.0	\$0	\$0	\$0	\$1,397,219	\$0
All Other Expenditures	\$104,554	0.0	\$0	\$0	\$0	\$104,554	\$0
DI - NP Statewide PERA Adjustment	(\$27,870)	0.0	\$0	\$0	\$0	(\$27,870)	\$0
<b>FY 2011-12 Request</b>	<b>\$1,494,632</b>	<b>18.5</b>	<b>\$0</b>	<b>\$0</b>	<b>\$20,729</b>	<b>\$1,473,903</b>	<b>\$0</b>
Personal Services	\$1,390,078	2.0	\$0	\$0	\$0	\$1,369,349	\$0
All Other Expenditures	\$104,554	0.0	\$0	\$0	\$0	\$104,554	\$0
<b>State Share of Districts' Total Program Funding</b>							
FY 2010-11 Long Bill Appropriation (HB 10-1376)	\$3,763,293,850	0.0	\$3,215,715,681	\$161,444,485	\$386,133,684	\$0	\$0
HB 10-1369 Special Bill FY 10-11 Appropriation	(\$363,476,454)	0.0	(\$363,476,454)	\$0	\$0	\$0	\$0
<b>FY 2010-11 Total Appropriation</b>	<b>\$3,399,817,396</b>	<b>0.0</b>	<b>\$2,852,239,227</b>	<b>\$161,444,485</b>	<b>\$386,133,684</b>	<b>\$0</b>	<b>\$0</b>
<b>FY 2011-12 Base Request</b>	<b>\$3,399,817,396</b>	<b>0.0</b>	<b>\$2,852,239,227</b>	<b>\$161,444,485</b>	<b>\$386,133,684</b>	<b>\$0</b>	<b>\$0</b>
DI - 01 Annual Total Program Funding Adjustments, and Hold-harmless Full-day Kindergarten Funding FY 2011-12	\$91,199,641	0.0	\$51,087,298	\$0	\$40,112,343	\$0	\$0
<b>FY 2011-12 Request</b>	<b>\$3,491,017,037</b>	<b>0.0</b>	<b>\$2,903,326,525</b>	<b>\$161,444,485</b>	<b>\$426,246,027</b>	<b>\$0</b>	<b>\$0</b>
<b>Hold-Harmless Full-day Kindergarten Funding</b>							
FY 2010-11 Long Bill Appropriation (HB 10-1376)	\$7,756,818	0.0	\$0	\$0	\$7,756,818	\$0	\$0
HB 10-1369 Special Bill FY 10-11 Appropriation	(\$487,964)	0.0	\$0	\$0	(\$487,964)	\$0	\$0
<b>FY 2010-11 Total Appropriation</b>	<b>\$7,268,854</b>	<b>0.0</b>	<b>\$0</b>	<b>\$0</b>	<b>\$7,268,854</b>	<b>\$0</b>	<b>\$0</b>
<b>FY 2011-12 Base Request</b>	<b>\$7,268,854</b>	<b>0.0</b>	<b>\$0</b>	<b>\$0</b>	<b>\$7,268,854</b>	<b>\$0</b>	<b>\$0</b>
DI - 01 Annual Total Program Funding Adjustments, and Hold-harmless Full-day Kindergarten Funding FY 2011-12	(\$39,937)	0.0	\$0	\$0	(\$39,937)	\$0	\$0
<b>FY 2011-12 Request</b>	<b>\$7,228,917</b>	<b>0.0</b>	<b>\$0</b>	<b>\$0</b>	<b>\$7,228,917</b>	<b>\$0</b>	<b>\$0</b>

**DEPARTMENT OF EDUCATION**  
**FY 2011-12 RECONCILIATION OF DEPARTMENT REQUEST**

**(2) Assistance to Public Schools**

Long Bill Line Item	Total Funds	FTE	General Fund	General Fund Exempt	Cash Funds	Reappropriated Funds	Federal Funds
<b>District Per Pupil Reimbursement for Juveniles Held in Jail Pursuant to Section 22-32-141 (4) (d), C.R.S.</b>							
FY 2010-11 Long Bill Appropriation (HB 10-1376)	\$0	0.0	\$0	\$0	\$0	\$0	\$0
SB 09-____ Special Bill FY 09-10 Appropriation	\$0	0.0	\$0	\$0	\$0	\$0	\$0
SB 10-054 Special Bill FY 10-11 Appropriation	\$29,032	0.0	\$0	\$0	\$29,032	\$0	\$0
HB 09-____ Special Bill FY 09-10 Appropriation	\$0	0.0	\$0	\$0	\$0	\$0	\$0
<b>FY 2010-11 Total Appropriation</b>	<b>\$29,032</b>	<b>0.0</b>	<b>\$0</b>	<b>\$0</b>	<b>\$29,032</b>	<b>\$0</b>	<b>\$0</b>
SB 10-146 Annualization - Modify Contributions to PERA	\$0	0.0	\$0	\$0	\$0	\$0	\$0
HB 09-XXX Annualization "Sample Title of Legislation"	\$0	0.0	\$0	\$0	\$0	\$0	\$0
Annualization of FY 2009-10 DI#1: "Sample Title of Decision Item"	\$0	0.0	\$0	\$0	\$0	\$0	\$0
<b>FY 2011-12 Base Request</b>	<b>\$29,032</b>	<b>0.0</b>	<b>\$0</b>	<b>\$0</b>	<b>\$29,032</b>	<b>\$0</b>	<b>\$0</b>
<b>FY 2011-12 Request</b>	<b>\$29,032</b>	<b>0.0</b>	<b>\$0</b>	<b>\$0</b>	<b>\$29,032</b>	<b>\$0</b>	<b>\$0</b>
<b>(B) Categorical Programs</b>							
<b>(I) District Programs Required by Statute</b>							
<b>Special Education Programs for Children with Disabilities</b>							
Personal Services	\$5,796,216	64.5	\$0	\$0	\$0	\$68,220	\$5,727,996
All Other Expenditures	\$280,493,238	0.0	\$71,572,347	\$0	\$55,789,778	\$33,592	\$153,097,521
FY 2010-11 Long Bill Appropriation (HB 10-1376)	\$286,289,454	\$65	\$71,572,347	\$0	\$55,789,778	\$101,812	\$158,825,517
<b>FY 2010-11 Total Appropriation</b>	<b>\$286,289,454</b>	<b>64.5</b>	<b>\$71,572,347</b>	<b>\$0</b>	<b>\$55,789,778</b>	<b>\$101,812</b>	<b>\$158,825,517</b>
Personal Services - SB 10-146 Annualization - Modify Contributions to PERA	\$114,496	0.0	\$0	\$0	\$0	\$0	\$114,496
<b>FY 2011-12 Base Request</b>	<b>\$286,403,950</b>	<b>64.5</b>	<b>\$71,572,347</b>	<b>\$0</b>	<b>\$55,789,778</b>	<b>\$101,812</b>	<b>\$158,940,013</b>
Personal Services	\$5,910,712	2.0	\$0	\$0	\$0	\$68,220	\$5,842,492
All Other Expenditures	\$280,493,238	0.0	\$71,572,347	\$0	\$55,789,778	\$33,592	\$153,097,521
DI - 02 Constitutionally Required Increase for Categorical Programs in FY 2011-12	\$1,183,747	0.0	\$0	\$0	\$1,183,747	\$0	\$0
DI - NP Statewide PERA Adjustment	(\$117,510)	0.0	\$0	\$0	\$0	\$0	(\$117,510)
<b>FY 2011-12 Request</b>	<b>\$287,470,187</b>	<b>64.5</b>	<b>\$71,572,347</b>	<b>\$0</b>	<b>\$56,973,525</b>	<b>\$101,812</b>	<b>\$158,822,503</b>
Personal Services	\$5,793,202	2.0	\$0	\$0	\$0	\$68,220	\$5,724,982
All Other Expenditures	\$281,676,985	0.0	\$71,572,347	\$0	\$56,973,525	\$33,592	\$153,097,521

**DEPARTMENT OF EDUCATION**  
**FY 2011-12 RECONCILIATION OF DEPARTMENT REQUEST**

**(2) Assistance to Public Schools**

Long Bill Line Item	Total Funds	FTE	General Fund	General Fund Exempt	Cash Funds	Reappropriated Funds	Federal Funds
<b>English Language Proficiency Program</b>							
Personal Services	\$481,740	4.6	\$0	\$0	\$0	\$0	\$481,740
All Other Expenditures	\$23,215,010	0.0	\$3,101,598	\$0	\$9,294,755	\$0	\$10,818,657
FY 2010-11 Long Bill Appropriation (HB 10-1376)	\$23,696,750	4.6	\$3,101,598	\$0	\$9,294,755	\$0	\$11,300,397
<b>FY 2010-11 Total Appropriation</b>	<b>\$23,696,750</b>	<b>4.6</b>	<b>\$3,101,598</b>	<b>\$0</b>	<b>\$9,294,755</b>	<b>\$0</b>	<b>\$11,300,397</b>
Personal Services - SB 10-146 Annualization - Modify Contributions to PERA	\$8,531	0.0	\$0	\$0	\$0	\$0	\$8,531
<b>FY 2011-12 Base Request</b>	<b>\$23,705,281</b>	<b>4.6</b>	<b>\$3,101,598</b>	<b>\$0</b>	<b>\$9,294,755</b>	<b>\$0</b>	<b>\$11,308,928</b>
Personal Services	\$490,271	4.6	\$0	\$0	\$0	\$0	\$490,271
All Other Expenditures	\$23,215,010	0.0	\$3,101,598	\$0	\$9,294,755	\$0	\$10,818,657
DI - 02 Constitutionally Required Increase for Categorical Programs in FY 2011-12	\$335,063	0.0	\$0	\$0	\$335,063	\$0	\$0
DI - NP Statewide PERA Adjustment	(\$9,561)	0.0	\$0	\$0	\$0	\$0	(\$9,561)
<b>FY 2011-12 Request</b>	<b>\$24,030,783</b>	<b>4.6</b>	<b>\$3,101,598</b>	<b>\$0</b>	<b>\$9,629,818</b>	<b>\$0</b>	<b>\$11,299,367</b>
Personal Services	\$480,710	4.6	\$0	\$0	\$0	\$0	\$480,710
All Other Expenditures	\$23,550,073	0.0	\$3,101,598	\$0	\$9,629,818	\$0	\$10,818,657
<b>(II) Other Categorical Programs</b>							
<b>Public School Transportation</b>							
Personal Services	\$158,938	2.0	\$158,938	\$0	\$0	\$0	\$0
All Other Expenditures	\$49,832,883	0.0	\$36,763,289	\$0	\$13,069,594	\$0	\$0
FY 2010-11 Long Bill Appropriation (HB 10-1376)	\$49,991,821	2.0	\$36,922,227	\$0	\$13,069,594	\$0	\$0
<b>FY 2010-11 Total Appropriation</b>	<b>\$49,991,821</b>	<b>2.0</b>	<b>\$36,922,227</b>	<b>\$0</b>	<b>\$13,069,594</b>	<b>\$0</b>	<b>\$0</b>
Personal Services - SB 10-146 Annualization - Modify Contributions to PERA	\$3,358	0.0	\$3,358	\$0	\$0	\$0	\$0
<b>FY 2011-12 Base Request</b>	<b>\$49,995,179</b>	<b>2.0</b>	<b>\$36,925,585</b>	<b>\$0</b>	<b>\$13,069,594</b>	<b>\$0</b>	<b>\$0</b>
Personal Services	\$162,296	2.0	\$162,296	\$0	\$0	\$0	\$0
All Other Expenditures	\$49,832,883	0.0	\$36,763,289	\$0	\$13,069,594	\$0	\$0
DI - 02 Constitutionally Required Increase for Categorical Programs in FY 2011-12	\$498,433	0.0	\$0	\$0	\$498,433	\$0	\$0
DI - NP Statewide PERA Adjustment	(\$3,358)	0.0	(\$3,358)	\$0	\$0	\$0	\$0
DI - NP 2% Across the Board Personal Services Reduction	(\$3,179)	0.0	(\$3,179)	\$0	\$0	\$0	\$0
<b>FY 2011-12 Request</b>	<b>\$50,487,075</b>	<b>2.0</b>	<b>\$36,919,048</b>	<b>\$0</b>	<b>\$13,568,027</b>	<b>\$0</b>	<b>\$0</b>
Personal Services	\$155,759	2.0	\$155,759	\$0	\$0	\$0	\$0
All Other Expenditures	\$50,331,316	0.0	\$36,763,289	\$0	\$13,568,027	\$0	\$0
<b>Transfer to the Department of Higher Education for Distribution of State Assistance for Career and Technical Education</b>							
FY 2010-11 Long Bill Appropriation (HB 10-1376)	\$23,296,124	0.0	\$17,792,850	\$0	\$5,503,274	\$0	\$0
<b>FY 2010-11 Total Appropriation</b>	<b>\$23,296,124</b>	<b>0.0</b>	<b>\$17,792,850</b>	<b>\$0</b>	<b>\$5,503,274</b>	<b>\$0</b>	<b>\$0</b>
<b>FY 2011-12 Base Request</b>	<b>\$23,296,124</b>	<b>0.0</b>	<b>\$17,792,850</b>	<b>\$0</b>	<b>\$5,503,274</b>	<b>\$0</b>	<b>\$0</b>
DI - 02 Constitutionally Required Increase for Categorical Programs in FY 2011-12	\$140,150	0.0	\$0	\$0	\$140,150	\$0	\$0
<b>FY 2011-12 Request</b>	<b>\$23,436,274</b>	<b>0.0</b>	<b>\$17,792,850</b>	<b>\$0</b>	<b>\$5,643,424</b>	<b>\$0</b>	<b>\$0</b>
<b>Special Education Programs for Gifted and Talented Children</b>							

**DEPARTMENT OF EDUCATION**  
**FY 2011-12 RECONCILIATION OF DEPARTMENT REQUEST**

**(2) Assistance to Public Schools**

Long Bill Line Item	Total Funds	FTE	General Fund	General Fund Exempt	Cash Funds	Reappropriated Funds	Federal Funds
Personal Services	\$25,000	0.5	\$25,000	\$0	\$0	\$0	\$0
All Other Expenditures	\$9,034,625	0.0	\$5,475,000	\$0	\$3,559,625	\$0	\$0
FY 2010-11 Long Bill Appropriation (HB 10-1376)	\$9,059,625	0.5	\$5,500,000	\$0	\$3,559,625	\$0	\$0
<b>FY 2010-11 Total Appropriation</b>	<b>\$9,059,625</b>	<b>0.5</b>	<b>\$5,500,000</b>	<b>\$0</b>	<b>\$3,559,625</b>	<b>\$0</b>	<b>\$0</b>
<b>FY 2011-12 Base Request</b>	<b>\$9,059,625</b>	<b>0.5</b>	<b>\$5,500,000</b>	<b>\$0</b>	<b>\$3,559,625</b>	<b>\$0</b>	<b>\$0</b>
Personal Services	\$25,000	0.5	\$25,000	\$0	\$0	\$0	\$0
All Other Expenditures	\$9,034,625	0.0	\$5,475,000	\$0	\$3,559,625	\$0	\$0
DI - 02 Constitutionally Required Increase for Categorical Programs in FY 2011-12	\$68,760	0.0	\$0	\$0	\$68,760	\$0	\$0
DI - NP 2% Across the Board Personal Services Reduction	(\$500)	0.0	(\$500)	\$0	\$0	\$0	\$0
<b>FY 2011-12 Request</b>	<b>\$9,127,885</b>	<b>0.5</b>	<b>\$5,499,500</b>	<b>\$0</b>	<b>\$3,628,385</b>	<b>\$0</b>	<b>\$0</b>
Personal Services	\$24,500	0.5	\$24,500	\$0	\$0	\$0	\$0
All Other Expenditures	\$9,103,385	0.0	\$5,475,000	\$0	\$3,628,385	\$0	\$0
<b>Expelled and At-risk Student Services Grant Program</b>							
Personal Services	\$143,619	1.0	\$143,619	\$0	\$0	\$0	\$0
All Other Expenditures	\$7,349,941	0.0	\$5,645,188	\$0	\$1,704,753	\$0	\$0
FY 2010-11 Long Bill Appropriation (HB 10-1376)	\$7,493,560	1.0	\$5,788,807	\$0	\$1,704,753	\$0	\$0
<b>FY 2010-11 Total Appropriation</b>	<b>\$7,493,560</b>	<b>1.0</b>	<b>\$5,788,807</b>	<b>\$0</b>	<b>\$1,704,753</b>	<b>\$0</b>	<b>\$0</b>
Personal Services - SB 10-146 Annualization - Modify Contributions to PERA	\$2,013	0.0	\$2,013	\$0	\$0	\$0	\$0
<b>FY 2011-12 Base Request</b>	<b>\$7,495,573</b>	<b>1.0</b>	<b>\$5,790,820</b>	<b>\$0</b>	<b>\$1,704,753</b>	<b>\$0</b>	<b>\$0</b>
Personal Services	\$145,632	1.0	\$145,632	\$0	\$0	\$0	\$0
All Other Expenditures	\$7,349,941	0.0	\$5,645,188	\$0	\$1,704,753	\$0	\$0
DI - 02 Constitutionally Required Increase for Categorical Programs in FY 2011-12	\$74,936	0.0	\$0	\$0	\$74,936	\$0	\$0
DI - NP Statewide PERA Adjustment	(\$3,494)	0.0	(\$3,494)	\$0	\$0	\$0	\$0
DI - NP 2% Across the Board Personal Services Reduction	(\$2,872)	0.0	(\$2,872)	\$0	\$0	\$0	\$0
<b>FY 2011-12 Request</b>	<b>\$7,564,143</b>	<b>1.0</b>	<b>\$5,784,454</b>	<b>\$0</b>	<b>\$1,779,689</b>	<b>\$0</b>	<b>\$0</b>
Personal Services	\$139,266	1.0	\$139,266	\$0	\$0	\$0	\$0
All Other Expenditures	\$7,424,877	0.0	\$5,645,188	\$0	\$1,779,689	\$0	\$0
<b>Small Attendance Center Aid</b>							
FY 2010-11 Long Bill Appropriation (HB 10-1376)	\$959,379	0.0	\$787,645	\$0	\$171,734	\$0	\$0
<b>FY 2010-11 Total Appropriation</b>	<b>\$959,379</b>	<b>0.0</b>	<b>\$787,645</b>	<b>\$0</b>	<b>\$171,734</b>	<b>\$0</b>	<b>\$0</b>
<b>FY 2011-12 Base Request</b>	<b>\$959,379</b>	<b>0.0</b>	<b>\$787,645</b>	<b>\$0</b>	<b>\$171,734</b>	<b>\$0</b>	<b>\$0</b>
<b>FY 2011-12 Request</b>	<b>\$959,379</b>	<b>0.0</b>	<b>\$787,645</b>	<b>\$0</b>	<b>\$171,734</b>	<b>\$0</b>	<b>\$0</b>

**DEPARTMENT OF EDUCATION**  
**FY 2011-12 RECONCILIATION OF DEPARTMENT REQUEST**

**(2) Assistance to Public Schools**

Long Bill Line Item	Total Funds	FTE	General Fund	General Fund Exempt	Cash Funds	Reappropriated Funds	Federal Funds
<b>Comprehensive Health Education</b>							
Personal Services	\$106,000	1.0	\$0	\$0	\$106,000	\$0	\$0
All Other Expenditures	\$899,396	0.0	\$300,000	\$0	\$599,396	\$0	\$0
FY 2010-11 Long Bill Appropriation (HB 10-1376)	\$1,005,396	1.0	\$300,000	\$0	\$705,396	\$0	\$0
<b>FY 2010-11 Total Appropriation</b>	<b>\$1,005,396</b>	<b>1.0</b>	<b>\$300,000</b>	<b>\$0</b>	<b>\$705,396</b>	<b>\$0</b>	<b>\$0</b>
<b>FY 2011-12 Base Request</b>	<b>\$1,005,396</b>	<b>1.0</b>	<b>\$300,000</b>	<b>\$0</b>	<b>\$705,396</b>	<b>\$0</b>	<b>\$0</b>
Personal Services	\$106,000	1.0	\$0	\$0	\$106,000	\$0	\$0
All Other Expenditures	\$899,396	0.0	\$300,000	\$0	\$599,396	\$0	\$0
DI - 02 Constitutionally Required Increase for Categorical Programs in FY 2011-12	\$10,054	0.0	\$0	\$0	\$10,054	\$0	\$0
DI - NP Statewide PERA Adjustment	(\$2,131)	0.0	\$0	\$0	(\$2,131)	\$0	\$0
<b>FY 2011-12 Request</b>	<b>\$1,013,319</b>	<b>1.0</b>	<b>\$300,000</b>	<b>\$0</b>	<b>\$713,319</b>	<b>\$0</b>	<b>\$0</b>
Personal Services	\$103,869	1.0	\$0	\$0	\$103,869	\$0	\$0
All Other Expenditures	\$909,450	0.0	\$300,000	\$0	\$609,450	\$0	\$0
<b>(C) Grant Programs, Distributions, and Other Assistance</b>							
<b>(I) Health and Nutrition</b>							
<b>Federal Nutrition Programs</b>							
Personal Services	\$743,390	9.0	\$81,614	\$0	\$0	\$0	\$661,776
All Other Expenditures	\$107,881,575	0.0	\$893	\$0	\$0	\$0	\$107,880,682
FY 2010-11 Long Bill Appropriation (HB 10-1376)	\$108,624,965	9.0	\$82,507	\$0	\$0	\$0	\$108,542,458
<b>FY 2010-11 Total Appropriation</b>	<b>\$108,624,965</b>	<b>9.0</b>	<b>\$82,507</b>	<b>\$0</b>	<b>\$0</b>	<b>\$0</b>	<b>\$108,542,458</b>
Personal Services - SB 10-146 Annualization - Modify Contributions to PERA	\$14,786	0.0	\$1,889	\$0	\$0	\$0	\$12,897
<b>FY 2011-12 Base Request</b>	<b>\$108,639,751</b>	<b>9.0</b>	<b>\$84,396</b>	<b>\$0</b>	<b>\$0</b>	<b>\$0</b>	<b>\$108,555,355</b>
Personal Services	\$758,176	9.0	\$83,503	\$0	\$0	\$0	\$674,673
All Other Expenditures	\$107,881,575	0.0	\$893	\$0	\$0	\$0	\$107,880,682
DI - NP Statewide PERA Adjustment	(\$15,232)	0.0	(\$1,799)	\$0	\$0	\$0	(\$13,433)
DI - NP 2% Across the Board Personal Services Reduction	(\$1,632)	0.0	(\$1,632)	\$0	\$0	\$0	\$0
<b>FY 2011-12 Request</b>	<b>\$108,622,887</b>	<b>9.0</b>	<b>\$80,965</b>	<b>\$0</b>	<b>\$0</b>	<b>\$0</b>	<b>\$108,541,922</b>
Personal Services	\$741,312	9.0	\$80,072	\$0	\$0	\$0	\$661,240
All Other Expenditures	\$107,881,575	0.0	\$893	\$0	\$0	\$0	\$107,880,682
<b>State Match for School Lunch Program</b>							
FY 2010-11 Long Bill Appropriation (HB 10-1376)	\$2,472,644	0.0	\$0	\$0	\$2,472,644	\$0	\$0
HB 10-1369 Special Bill FY 10-11 Appropriation	\$0	0.0	\$0	\$0	\$0	\$0	\$0
<b>FY 2010-11 Total Appropriation</b>	<b>\$2,472,644</b>	<b>0.0</b>	<b>\$0</b>	<b>\$0</b>	<b>\$2,472,644</b>	<b>\$0</b>	<b>\$0</b>
<b>FY 2011-12 Base Request</b>	<b>\$2,472,644</b>	<b>0.0</b>	<b>\$0</b>	<b>\$0</b>	<b>\$2,472,644</b>	<b>\$0</b>	<b>\$0</b>
<b>FY 2011-12 Request</b>	<b>\$2,472,644</b>	<b>0.0</b>	<b>\$0</b>	<b>\$0</b>	<b>\$2,472,644</b>	<b>\$0</b>	<b>\$0</b>
<b>Child Nutrition School Lunch Protection Program</b>							
FY 2010-11 Long Bill Appropriation (HB 10-1376)	\$850,000	0.0	\$0	\$0	\$850,000	\$0	\$0
<b>FY 2010-11 Total Appropriation</b>	<b>\$850,000</b>	<b>0.0</b>	<b>\$0</b>	<b>\$0</b>	<b>\$850,000</b>	<b>\$0</b>	<b>\$0</b>



**DEPARTMENT OF EDUCATION**

FY 2011-12 RECONCILIATION OF DEPARTMENT REQUEST

**(2) Assistance to Public Schools**

Long Bill Line Item	Total Funds	FTE	General Fund	General Fund Exempt	Cash Funds	Reappropriated Funds	Federal Funds
<b>FY 2011-12 Base Request</b>	<b>\$850,000</b>	<b>0.0</b>	<b>\$0</b>	<b>\$0</b>	<b>\$850,000</b>	<b>\$0</b>	<b>\$0</b>
<b>FY 2011-12 Request</b>	<b>\$850,000</b>	<b>0.0</b>	<b>\$0</b>	<b>\$0</b>	<b>\$850,000</b>	<b>\$0</b>	<b>\$0</b>
<b>School Breakfast Program</b>							
FY 2010-11 Long Bill Appropriation (HB 10-1376)	\$500,000	0.0	\$500,000	\$0	\$0	\$0	\$0
<b>FY 2010-11 Total Appropriation</b>	<b>\$500,000</b>	<b>0.0</b>	<b>\$500,000</b>	<b>\$0</b>	<b>\$0</b>	<b>\$0</b>	<b>\$0</b>
<b>FY 2011-12 Base Request</b>	<b>\$500,000</b>	<b>0.0</b>	<b>\$500,000</b>	<b>\$0</b>	<b>\$0</b>	<b>\$0</b>	<b>\$0</b>
<b>FY 2011-12 Request</b>	<b>\$500,000</b>	<b>0.0</b>	<b>\$500,000</b>	<b>\$0</b>	<b>\$0</b>	<b>\$0</b>	<b>\$0</b>
<b>Start Smart Nutrition Program Fund</b>							
FY 2010-11 Long Bill Appropriation (HB 10-1376)	\$700,000	0.0	\$700,000	\$0	\$0	\$0	\$0
<b>FY 2010-11 Total Appropriation</b>	<b>\$700,000</b>	<b>0.0</b>	<b>\$700,000</b>	<b>\$0</b>	<b>\$0</b>	<b>\$0</b>	<b>\$0</b>
<b>FY 2011-12 Base Request</b>	<b>\$700,000</b>	<b>0.0</b>	<b>\$700,000</b>	<b>\$0</b>	<b>\$0</b>	<b>\$0</b>	<b>\$0</b>
<b>FY 2011-12 Request</b>	<b>\$700,000</b>	<b>0.0</b>	<b>\$700,000</b>	<b>\$0</b>	<b>\$0</b>	<b>\$0</b>	<b>\$0</b>
<b>Start Smart Nutrition Program</b>							
FY 2010-11 Long Bill Appropriation (HB 10-1376)	\$670,000	0.0	\$0	\$0	\$0	\$670,000	\$0
<b>FY 2010-11 Total Appropriation</b>	<b>\$670,000</b>	<b>0.0</b>	<b>\$0</b>	<b>\$0</b>	<b>\$0</b>	<b>\$670,000</b>	<b>\$0</b>
<b>FY 2011-12 Base Request</b>	<b>\$670,000</b>	<b>0.0</b>	<b>\$0</b>	<b>\$0</b>	<b>\$0</b>	<b>\$670,000</b>	<b>\$0</b>
<b>FY 2011-12 Request</b>	<b>\$670,000</b>	<b>0.0</b>	<b>\$0</b>	<b>\$0</b>	<b>\$0</b>	<b>\$670,000</b>	<b>\$0</b>
<b>S.B. 97-101 Public School Health Services</b>							
Personal Services	\$85,044	1.4	\$0	\$0	\$0	\$85,044	\$0
All Other Expenditures	\$63,270	0.0	\$0	\$0	\$0	\$63,270	\$0
FY 2010-11 Long Bill Appropriation (HB 10-1376)	\$148,314	1.4	\$0	\$0	\$0	\$148,314	\$0
<b>FY 2010-11 Total Appropriation</b>	<b>\$148,314</b>	<b>1.4</b>	<b>\$0</b>	<b>\$0</b>	<b>\$0</b>	<b>\$148,314</b>	<b>\$0</b>
Personal Services - SB 10-146 Annualization - Modify Contributions to PERA	\$1,685	0.0	\$0	\$0	\$0	\$1,685	\$0
<b>FY 2011-12 Base Request</b>	<b>\$149,999</b>	<b>1.4</b>	<b>\$0</b>	<b>\$0</b>	<b>\$0</b>	<b>\$149,999</b>	<b>\$0</b>
Personal Services	\$86,729	1.4	\$0	\$0	\$0	\$86,729	\$0
All Other Expenditures	\$63,270	0.0	\$0	\$0	\$0	\$63,270	\$0
DI - NP Statewide PERA Adjustment	(\$1,685)	0.0	\$0	\$0	\$0	(\$1,685)	\$0
<b>FY 2011-12 Request</b>	<b>\$148,314</b>	<b>1.4</b>	<b>\$0</b>	<b>\$0</b>	<b>\$0</b>	<b>\$148,314</b>	<b>\$0</b>
Personal Services	\$85,044	1.4	\$0	\$0	\$0	\$85,044	\$0
All Other Expenditures	\$63,270	0.0	\$0	\$0	\$0	\$63,270	\$0
<b>(II) Capital Construction</b>							
<b>Division of Public School Capital Construction Assistance</b>							
Personal Services	\$722,156	9.0	\$0	\$0	\$722,156	\$0	\$0
All Other Expenditures	\$172,991	0.0	\$0	\$0	\$172,991	\$0	\$0

**DEPARTMENT OF EDUCATION**  
**FY 2011-12 RECONCILIATION OF DEPARTMENT REQUEST**

**(2) Assistance to Public Schools**

Long Bill Line Item	Total Funds	FTE	General Fund	General Fund Exempt	Cash Funds	Reappropriated Funds	Federal Funds
FY 2010-11 Long Bill Appropriation (HB 10-1376)	\$895,147	9.0	\$0	\$0	\$895,147	\$0	\$0
<b>FY 2010-11 Total Appropriation</b>	<b>\$895,147</b>	<b>9.0</b>	<b>\$0</b>	<b>\$0</b>	<b>\$895,147</b>	<b>\$0</b>	<b>\$0</b>
Personal Services - SB 10-146 Annualization - Modify Contributions to PERA	\$9,431	0.0	\$0	\$0	\$9,431	\$0	\$0
<b>FY 2011-12 Base Request</b>	<b>\$904,578</b>	<b>9.0</b>	<b>\$0</b>	<b>\$0</b>	<b>\$904,578</b>	<b>\$0</b>	<b>\$0</b>
Personal Services	\$731,587	9.0	\$0	\$0	\$731,587	\$0	\$0
All Other Expenditures	\$172,991	0.0	\$0	\$0	\$172,991	\$0	\$0
DI - NP Statewide PERA Adjustment	(\$13,250)	0.0	\$0	\$0	(\$13,250)	\$0	\$0
<b>FY 2011-12 Request</b>	<b>\$891,328</b>	<b>9.0</b>	<b>\$0</b>	<b>\$0</b>	<b>\$891,328</b>	<b>\$0</b>	<b>\$0</b>
Personal Services	\$718,337	9.0	\$0	\$0	\$718,337	\$0	\$0
All Other Expenditures	\$172,991	0.0	\$0	\$0	\$172,991	\$0	\$0
<b>Public School Capital Construction Assistance Board - Lease Payments</b>							
FY 2010-11 Long Bill Appropriation (HB 10-1376)	\$20,000,000	0.0	\$0	\$0	\$20,000,000	\$0	\$0
<b>FY 2010-11 Total Appropriation</b>	<b>\$20,000,000</b>	<b>0.0</b>	<b>\$0</b>	<b>\$0</b>	<b>\$20,000,000</b>	<b>\$0</b>	<b>\$0</b>
<b>FY 2011-12 Base Request</b>	<b>\$20,000,000</b>	<b>0.0</b>	<b>\$0</b>	<b>\$0</b>	<b>\$20,000,000</b>	<b>\$0</b>	<b>\$0</b>
<b>FY 2011-12 Request</b>	<b>\$20,000,000</b>	<b>0.0</b>	<b>\$0</b>	<b>\$0</b>	<b>\$20,000,000</b>	<b>\$0</b>	<b>\$0</b>
<b>Financial Assistance Priority Assessment</b>							
FY 2010-11 Long Bill Appropriation (HB 10-1376)	\$396,000	0.0	\$0	\$0	\$396,000	\$0	\$0
<b>FY 2010-11 Total Appropriation</b>	<b>\$396,000</b>	<b>0.0</b>	<b>\$0</b>	<b>\$0</b>	<b>\$396,000</b>	<b>\$0</b>	<b>\$0</b>
<b>FY 2011-12 Base Request</b>	<b>\$396,000</b>	<b>0.0</b>	<b>\$0</b>	<b>\$0</b>	<b>\$396,000</b>	<b>\$0</b>	<b>\$0</b>
<b>FY 2011-12 Request</b>	<b>\$396,000</b>	<b>0.0</b>	<b>\$0</b>	<b>\$0</b>	<b>\$396,000</b>	<b>\$0</b>	<b>\$0</b>
<b>Charter School Capital Construction</b>							
FY 2010-11 Long Bill Appropriation (HB 10-1376)	\$5,000,000	0.0	\$0	\$0	\$5,000,000	\$0	\$0
<b>FY 2010-11 Total Appropriation</b>	<b>\$5,000,000</b>	<b>0.0</b>	<b>\$0</b>	<b>\$0</b>	<b>\$5,000,000</b>	<b>\$0</b>	<b>\$0</b>
<b>FY 2011-12 Base Request</b>	<b>\$5,000,000</b>	<b>0.0</b>	<b>\$0</b>	<b>\$0</b>	<b>\$5,000,000</b>	<b>\$0</b>	<b>\$0</b>
<b>FY 2011-12 Request</b>	<b>\$5,000,000</b>	<b>0.0</b>	<b>\$0</b>	<b>\$0</b>	<b>\$5,000,000</b>	<b>\$0</b>	<b>\$0</b>

**DEPARTMENT OF EDUCATION**  
**FY 2011-12 RECONCILIATION OF DEPARTMENT REQUEST**

**(2) Assistance to Public Schools**

Long Bill Line Item	Total Funds	FTE	General Fund	General Fund Exempt	Cash Funds	Reappropriated Funds	Federal Funds
<b>State Charter School Institute Capital Construction Assistance</b>							
FY 2010-11 Long Bill Appropriation (HB 10-1376)	\$875,636	0.0	\$0	\$0	\$875,636	\$0	\$0
<b>FY 2010-11 Total Appropriation</b>	<b>\$875,636</b>	<b>0.0</b>	<b>\$0</b>	<b>\$0</b>	<b>\$875,636</b>	<b>\$0</b>	<b>\$0</b>
<b>FY 2011-12 Base Request</b>	<b>\$875,636</b>	<b>0.0</b>	<b>\$0</b>	<b>\$0</b>	<b>\$875,636</b>	<b>\$0</b>	<b>\$0</b>
<b>FY 2011-12 Request</b>	<b>\$875,636</b>	<b>0.0</b>	<b>\$0</b>	<b>\$0</b>	<b>\$875,636</b>	<b>\$0</b>	<b>\$0</b>
<b>(III) Reading and Literacy</b>							
<b>Federal Title I Reading First Grant</b>							
FY 2010-11 Long Bill Appropriation (HB 10-1376)	\$300,000	0.0	\$0	\$0	\$0	\$0	\$300,000
<b>FY 2010-11 Total Appropriation</b>	<b>\$300,000</b>	<b>0.0</b>	<b>\$0</b>	<b>\$0</b>	<b>\$0</b>	<b>\$0</b>	<b>\$300,000</b>
Federal Funds Change	(\$300,000)	0.0	\$0	\$0	\$0	\$0	(\$300,000)
<b>FY 2011-12 Base Request</b>	<b>\$0</b>	<b>0.0</b>	<b>\$0</b>	<b>\$0</b>	<b>\$0</b>	<b>\$0</b>	<b>\$0</b>
<b>FY 2011-12 Request</b>	<b>\$0</b>	<b>0.0</b>	<b>\$0</b>	<b>\$0</b>	<b>\$0</b>	<b>\$0</b>	<b>\$0</b>
<b>Read-to-Achieve Grant Program</b>							
Personal Services	\$87,154	1.0	\$0	\$0	\$87,154	\$0	\$0
All Other Expenditures	\$6,412,846	0.0	\$0	\$0	\$6,412,846	\$0	\$0
FY 2010-11 Long Bill Appropriation (HB 10-1376)	\$6,500,000	1.0	\$0	\$0	\$6,500,000	\$0	\$0
SB 10-054 Special Bill FY 10-11 Appropriation	(\$209,287)	0.0	\$0	\$0	(\$209,287)	\$0	\$0
<b>FY 2010-11 Total Appropriation</b>	<b>\$6,290,713</b>	<b>1.0</b>	<b>\$0</b>	<b>\$0</b>	<b>\$6,290,713</b>	<b>\$0</b>	<b>\$0</b>
Personal Services - SB 10-146 Annualization - Modify Contributions to PERA	\$1,480	0.0	\$0	\$0	\$1,480	\$0	\$0
<b>FY 2011-12 Base Request</b>	<b>\$6,292,193</b>	<b>1.0</b>	<b>\$0</b>	<b>\$0</b>	<b>\$6,292,193</b>	<b>\$0</b>	<b>\$0</b>
Personal Services	\$88,634	1.0	\$0	\$0	\$88,634	\$0	\$0
All Other Expenditures	\$6,203,559	0.0	\$0	\$0	\$6,203,559	\$0	\$0
DI - NP Statewide PERA Adjustment	(\$1,800)	0.0	\$0	\$0	(\$1,800)	\$0	\$0
<b>FY 2011-12 Request</b>	<b>\$6,290,393</b>	<b>1.0</b>	<b>\$0</b>	<b>\$0</b>	<b>\$6,290,393</b>	<b>\$0</b>	<b>\$0</b>
Personal Services	\$86,834	1.0	\$0	\$0	\$86,834	\$0	\$0
All Other Expenditures	\$6,203,559	0.0	\$0	\$0	\$6,203,559	\$0	\$0
<b>Family Literacy Education Grant Program</b>							
FY 2010-11 Long Bill Appropriation (HB 10-1376)	\$30,000	0.0	\$0	\$0	\$0	\$30,000	\$0
<b>FY 2010-11 Total Appropriation</b>	<b>\$30,000</b>	<b>0.0</b>	<b>\$0</b>	<b>\$0</b>	<b>\$0</b>	<b>\$30,000</b>	<b>\$0</b>
<b>FY 2011-12 Base Request</b>	<b>\$30,000</b>	<b>0.0</b>	<b>\$0</b>	<b>\$0</b>	<b>\$0</b>	<b>\$30,000</b>	<b>\$0</b>
<b>FY 2011-12 Request</b>	<b>\$30,000</b>	<b>0.0</b>	<b>\$0</b>	<b>\$0</b>	<b>\$0</b>	<b>\$30,000</b>	<b>\$0</b>

**DEPARTMENT OF EDUCATION**  
**FY 2011-12 RECONCILIATION OF DEPARTMENT REQUEST**

**(2) Assistance to Public Schools**

Long Bill Line Item	Total Funds	FTE	General Fund	General Fund Exempt	Cash Funds	Reappropriated Funds	Federal Funds
<b>(IV) Professional Development and Instructional Support</b>							
<b>Closing the Achievement Gap</b>							
FY 2010-11 Long Bill Appropriation (HB 10-1376)	\$1,800,000	0.0	\$0	\$0	\$1,800,000	\$0	\$0
<b>FY 2010-11 Total Appropriation</b>	<b>\$1,800,000</b>	<b>0.0</b>	<b>\$0</b>	<b>\$0</b>	<b>\$1,800,000</b>	<b>\$0</b>	<b>\$0</b>
<b>FY 2011-12 Base Request</b>	<b>\$1,800,000</b>	<b>0.0</b>	<b>\$0</b>	<b>\$0</b>	<b>\$1,800,000</b>	<b>\$0</b>	<b>\$0</b>
<b>FY 2011-12 Request</b>	<b>\$1,800,000</b>	<b>0.0</b>	<b>\$0</b>	<b>\$0</b>	<b>\$1,800,000</b>	<b>\$0</b>	<b>\$0</b>
<b>Content Specialists</b>							
Personal Services	\$418,613	5.0	\$0	\$0	\$418,613	\$0	\$0
All Other Expenditures	\$18,779	0.0	\$0	\$0	\$18,779	\$0	\$0
FY 2010-11 Long Bill Appropriation (HB 10-1376)	\$437,392	5.0	\$0	\$0	\$437,392	\$0	\$0
<b>FY 2010-11 Total Appropriation</b>	<b>\$437,392</b>	<b>5.0</b>	<b>\$0</b>	<b>\$0</b>	<b>\$437,392</b>	<b>\$0</b>	<b>\$0</b>
Personal Services - SB 10-146 Annualization - Modify Contributions to PERA	\$10,858	0.0	\$0	\$0	\$10,858	\$0	\$0
<b>FY 2011-12 Base Request</b>	<b>\$448,250</b>	<b>5.0</b>	<b>\$0</b>	<b>\$0</b>	<b>\$448,250</b>	<b>\$0</b>	<b>\$0</b>
Personal Services	\$429,471	5.0	\$0	\$0	\$429,471	\$0	\$0
All Other Expenditures	\$18,779	0.0	\$0	\$0	\$18,779	\$0	\$0
DI - NP Statewide PERA Adjustment	(\$7,706)	0.0	\$0	\$0	(\$7,706)	\$0	\$0
<b>FY 2011-12 Request</b>	<b>\$440,544</b>	<b>5.0</b>	<b>\$0</b>	<b>\$0</b>	<b>\$440,544</b>	<b>\$0</b>	<b>\$0</b>
Personal Services	\$421,765	5.0	\$0	\$0	\$421,765	\$0	\$0
All Other Expenditures	\$18,779	0.0	\$0	\$0	\$18,779	\$0	\$0
<b>Office of Dropout Prevention and Student Reengagement</b>							
Personal Services	\$106,560	2.0	\$0	\$0	\$0	\$0	\$106,560
All Other Expenditures	\$43,612	0.0	\$0	\$0	\$0	\$0	\$43,612
FY 2010-11 Long Bill Appropriation (HB 10-1376)	\$150,172	2.0	\$0	\$0	\$0	\$0	\$150,172
<b>FY 2010-11 Total Appropriation</b>	<b>\$150,172</b>	<b>2.0</b>	<b>\$0</b>	<b>\$0</b>	<b>\$0</b>	<b>\$0</b>	<b>\$150,172</b>
Personal Services - SB 10-146 Annualization - Modify Contributions to PERA	\$0	0.0	\$0	\$0	\$0	\$0	\$0
<b>FY 2011-12 Base Request</b>	<b>\$150,172</b>	<b>2.0</b>	<b>\$0</b>	<b>\$0</b>	<b>\$0</b>	<b>\$0</b>	<b>\$150,172</b>
Personal Services	\$106,560	2.0	\$0	\$0	\$0	\$0	\$106,560
All Other Expenditures	\$43,612	0.0	\$0	\$0	\$0	\$0	\$43,612
<b>FY 2011-12 Request</b>	<b>\$150,172</b>	<b>2.0</b>	<b>\$0</b>	<b>\$0</b>	<b>\$0</b>	<b>\$0</b>	<b>\$150,172</b>
Personal Services	\$106,560	2.0	\$0	\$0	\$0	\$0	\$106,560
All Other Expenditures	\$43,612	0.0	\$0	\$0	\$0	\$0	\$43,612

**DEPARTMENT OF EDUCATION**  
**FY 2011-12 RECONCILIATION OF DEPARTMENT REQUEST**

**(2) Assistance to Public Schools**

Long Bill Line Item	Total Funds	FTE	General Fund	General Fund Exempt	Cash Funds	Reappropriated Funds	Federal Funds
<b>School Leadership Academy Program</b>							
Personal Services	\$0	0.7	\$0	\$0	\$0	\$0	\$0
All Other Expenditures	\$75,000	0.0	\$75,000	\$0	\$0	\$0	\$0
FY 2010-11 Long Bill Appropriation (HB 10-1376)	\$75,000	0.7	\$75,000	\$0	\$0	\$0	\$0
<b>FY 2010-11 Total Appropriation</b>	<b>\$75,000</b>	<b>0.7</b>	<b>\$75,000</b>	<b>\$0</b>	<b>\$0</b>	<b>\$0</b>	<b>\$0</b>
Personal Services - SB 10-146 Annualization - Modify Contributions to PERA	\$0	0.0	\$0	\$0	\$0	\$0	\$0
<b>FY 2011-12 Base Request</b>	<b>\$75,000</b>	<b>0.7</b>	<b>\$75,000</b>	<b>\$0</b>	<b>\$0</b>	<b>\$0</b>	<b>\$0</b>
Personal Services	\$0	0.7	\$0	\$0	\$0	\$0	\$0
All Other Expenditures	\$75,000	0.0	\$75,000	\$0	\$0	\$0	\$0
<b>FY 2011-12 Request</b>	<b>\$75,000</b>	<b>0.7</b>	<b>\$75,000</b>	<b>\$0</b>	<b>\$0</b>	<b>\$0</b>	<b>\$0</b>
Personal Services	\$0	0.7	\$0	\$0	\$0	\$0	\$0
All Other Expenditures	\$75,000	0.0	\$75,000	\$0	\$0	\$0	\$0
<b>(V) Summer and After-school Programs</b>							
<b>Healthy Choices Dropout Prevention Pilot Program</b>							
Personal Services	\$0	0.2	\$0	\$0	\$0	\$0	\$0
All Other Expenditures	\$14,953	0.0	\$0	\$0	\$14,953	\$0	\$0
FY 2010-11 Long Bill Appropriation (HB 10-1376)	\$14,953	0.2	\$0	\$0	\$14,953	\$0	\$0
<b>FY 2010-11 Total Appropriation</b>	<b>\$14,953</b>	<b>0.2</b>	<b>\$0</b>	<b>\$0</b>	<b>\$14,953</b>	<b>\$0</b>	<b>\$0</b>
<b>FY 2011-12 Base Request</b>	<b>\$14,953</b>	<b>0.2</b>	<b>\$0</b>	<b>\$0</b>	<b>\$14,953</b>	<b>\$0</b>	<b>\$0</b>
Personal Services	\$0	0.2	\$0	\$0	\$0	\$0	\$0
All Other Expenditures	\$14,953	0.0	\$0	\$0	\$14,953	\$0	\$0
<b>FY 2011-12 Request</b>	<b>\$14,953</b>	<b>0.2</b>	<b>\$0</b>	<b>\$0</b>	<b>\$14,953</b>	<b>\$0</b>	<b>\$0</b>
Personal Services	\$0	0.2	\$0	\$0	\$0	\$0	\$0
All Other Expenditures	\$14,953	0.0	\$0	\$0	\$14,953	\$0	\$0

**DEPARTMENT OF EDUCATION**  
**FY 2011-12 RECONCILIATION OF DEPARTMENT REQUEST**

**(2) Assistance to Public Schools**

Long Bill Line Item	Total Funds	FTE	General Fund	General Fund Exempt	Cash Funds	Reappropriated Funds	Federal Funds
<b>(VI) Facility Schools</b>							
<b>Facility Schools Unit and Facility Schools Board</b>							
Personal Services	\$171,395	3.0	\$0	\$0	\$0	\$171,395	\$0
All Other Expenditures	\$86,714	0.0	\$0	\$0	\$0	\$86,714	\$0
FY 2010-11 Long Bill Appropriation (HB 10-1376)	\$258,109	3.0	\$0	\$0	\$0	\$258,109	\$0
<b>FY 2010-11 Total Appropriation</b>	<b>\$258,109</b>	<b>3.0</b>	<b>\$0</b>	<b>\$0</b>	<b>\$0</b>	<b>\$258,109</b>	<b>\$0</b>
Personal Services - SB 10-146 Annualization - Modify Contributions to PERA	\$3,294	0.0	\$0	\$0	\$0	\$3,294	\$0
<b>FY 2011-12 Base Request</b>	<b>\$261,403</b>	<b>3.0</b>	<b>\$0</b>	<b>\$0</b>	<b>\$0</b>	<b>\$261,403</b>	<b>\$0</b>
Personal Services	\$174,689	3.0	\$0	\$0	\$0	\$174,689	\$0
All Other Expenditures	\$86,714	0.0	\$0	\$0	\$0	\$86,714	\$0
DI - NP Statewide PERA Adjustment	(\$2,231)	0.0	\$0	\$0	\$0	(\$2,231)	\$0
<b>FY 2011-12 Request</b>	<b>\$259,172</b>	<b>3.0</b>	<b>\$0</b>	<b>\$0</b>	<b>\$0</b>	<b>\$259,172</b>	<b>\$0</b>
Personal Services	\$172,458	3.0	\$0	\$0	\$0	\$172,458	\$0
All Other Expenditures	\$86,714	0.0	\$0	\$0	\$0	\$86,714	\$0
<b>Facility School Funding</b>							
FY 2010-11 Long Bill Appropriation (HB 10-1376)	\$17,900,000	0.0	\$0	\$0	\$17,900,000	\$0	\$0
HB 10-1369 Special Bill FY 10-11 Appropriation	(\$1,120,923)	0.0	\$0	\$0	(\$1,120,923)	\$0	\$0
<b>FY 2010-11 Total Appropriation</b>	<b>\$16,779,077</b>	<b>0.0</b>	<b>\$0</b>	<b>\$0</b>	<b>\$16,779,077</b>	<b>\$0</b>	<b>\$0</b>
<b>FY 2011-12 Base Request</b>	<b>\$16,779,077</b>	<b>0.0</b>	<b>\$0</b>	<b>\$0</b>	<b>\$16,779,077</b>	<b>\$0</b>	<b>\$0</b>
<b>FY 2011-12 Request</b>	<b>\$16,779,077</b>	<b>0.0</b>	<b>\$0</b>	<b>\$0</b>	<b>\$16,779,077</b>	<b>\$0</b>	<b>\$0</b>

<b>District Per Pupil Reimbursement for Juveniles Held in Jail Pursuant to Section 22-32-141 (4) (d), C.R.S.</b>							
FY 2010-11 Long Bill Appropriation (HB 10-1376)	\$0	0.0	\$0	\$0	\$0	\$0	\$0
SB 10-054 Special Bill FY 10-11 Appropriation	\$159,526	0.0	\$0	\$0	\$159,526	\$0	\$0
<b>FY 2010-11 Total Appropriation</b>	<b>\$159,526</b>	<b>0.0</b>	<b>\$0</b>	<b>\$0</b>	<b>\$159,526</b>	<b>\$0</b>	<b>\$0</b>
<b>FY 2011-12 Base Request</b>	<b>\$159,526</b>	<b>0.0</b>	<b>\$0</b>	<b>\$0</b>	<b>\$159,526</b>	<b>\$0</b>	<b>\$0</b>
<b>FY 2011-12 Request</b>	<b>\$159,526</b>	<b>0.0</b>	<b>\$0</b>	<b>\$0</b>	<b>\$159,526</b>	<b>\$0</b>	<b>\$0</b>

**DEPARTMENT OF EDUCATION**  
**FY 2011-12 RECONCILIATION OF DEPARTMENT REQUEST**

**(2) Assistance to Public Schools**

Long Bill Line Item	Total Funds	FTE	General Fund	General Fund Exempt	Cash Funds	Reappropriated Funds	Federal Funds
<b>(VII) Other Assistance</b>							
<b>Appropriated Sponsored Programs</b>							
Personal Services	\$5,386,212	73.3	\$0	\$0	\$0	\$462,528	\$4,923,684
All Other Expenditures	\$280,051,368	0.0	\$0	\$0	\$3,237,000	\$4,012,860	\$272,801,508
FY 2010-11 Long Bill Appropriation (HB 10-1376)	\$285,437,580	73.3	\$0	\$0	\$3,237,000	\$4,475,388	\$277,725,192
<b>FY 2010-11 Total Appropriation</b>	<b>\$285,437,580</b>	<b>73.3</b>	<b>\$0</b>	<b>\$0</b>	<b>\$3,237,000</b>	<b>\$4,475,388</b>	<b>\$277,725,192</b>
Personal Services - SB 10-146 Annualization - Modify Contributions to PERA	\$115,667	0.0	\$0	\$0	\$0	\$9,483	\$106,184
<b>FY 2011-12 Base Request</b>	<b>\$285,553,247</b>	<b>73.3</b>	<b>\$0</b>	<b>\$0</b>	<b>\$3,237,000</b>	<b>\$4,484,871</b>	<b>\$277,831,376</b>
Personal Services	\$5,501,879	73.3	\$0	\$0	\$0	\$472,011	\$5,029,868
All Other Expenditures	\$280,051,368	0.0	\$0	\$0	\$3,237,000	\$4,012,860	\$272,801,508
DI - NP Statewide PERA Adjustment	(\$106,005)	0.0	\$0	\$0	(\$1,252)	(\$9,483)	(\$95,270)
<b>FY 2011-12 Request</b>	<b>\$285,447,242</b>	<b>73.3</b>	<b>\$0</b>	<b>\$0</b>	<b>\$3,235,748</b>	<b>\$4,475,388</b>	<b>\$277,736,106</b>
Personal Services	\$5,395,874	73.3	\$0	\$0	(\$1,252)	\$462,528	\$4,934,598
All Other Expenditures	\$280,051,368	0.0	\$0	\$0	\$3,237,000	\$4,012,860	\$272,801,508
<b>School Counselor Corps Grant Program</b>							
Personal Services	\$87,054	1.0	\$0	\$0	\$87,054	\$0	\$0
All Other Expenditures	\$4,911,446	0.0	\$0	\$0	\$4,911,446	\$0	\$0
FY 2010-11 Long Bill Appropriation (HB 10-1376)	\$4,998,500	1.0	\$0	\$0	\$4,998,500	\$0	\$0
<b>FY 2010-11 Total Appropriation</b>	<b>\$4,998,500</b>	<b>1.0</b>	<b>\$0</b>	<b>\$0</b>	<b>\$4,998,500</b>	<b>\$0</b>	<b>\$0</b>
Personal Services - SB 10-146 Annualization - Modify Contributions to PERA	\$1,500	0.0	\$0	\$0	\$1,500	\$0	\$0
<b>FY 2011-12 Base Request</b>	<b>\$5,000,000</b>	<b>1.0</b>	<b>\$0</b>	<b>\$0</b>	<b>\$5,000,000</b>	<b>\$0</b>	<b>\$0</b>
Personal Services	\$88,554	1.0	\$0	\$0	\$88,554	\$0	\$0
All Other Expenditures	\$4,911,446	0.0	\$0	\$0	\$4,911,446	\$0	\$0
DI - NP Statewide PERA Adjustment	(\$1,750)	0.0	\$0	\$0	(\$1,750)	\$0	\$0
<b>FY 2011-12 Request</b>	<b>\$4,998,250</b>	<b>1.0</b>	<b>\$0</b>	<b>\$0</b>	<b>\$4,998,250</b>	<b>\$0</b>	<b>\$0</b>
Personal Services	\$86,804	1.0	\$0	\$0	\$86,804	\$0	\$0
All Other Expenditures	\$4,911,446	0.0	\$0	\$0	\$4,911,446	\$0	\$0
<b>Contingency Reserve</b>							
FY 2010-11 Long Bill Appropriation (HB 10-1376)	\$500,000	0.0	\$0	\$0	\$500,000	\$0	\$0
<b>FY 2010-11 Total Appropriation</b>	<b>\$500,000</b>	<b>0.0</b>	<b>\$0</b>	<b>\$0</b>	<b>\$500,000</b>	<b>\$0</b>	<b>\$0</b>
<b>FY 2011-12 Base Request</b>	<b>\$500,000</b>	<b>0.0</b>	<b>\$0</b>	<b>\$0</b>	<b>\$500,000</b>	<b>\$0</b>	<b>\$0</b>
<b>FY 2011-12 Request</b>	<b>\$500,000</b>	<b>0.0</b>	<b>\$0</b>	<b>\$0</b>	<b>\$500,000</b>	<b>\$0</b>	<b>\$0</b>

**DEPARTMENT OF EDUCATION**

**FY 2011-12 RECONCILIATION OF DEPARTMENT REQUEST**

**(2) Assistance to Public Schools**

Long Bill Line Item	Total Funds	FTE	General Fund	General Fund Exempt	Cash Funds	Reappropriated Funds	Federal Funds
<b>Supplemental On-line Education Services</b>							
FY 2010-11 Long Bill Appropriation (HB 10-1376)	\$480,000	0.0	\$0	\$0	\$480,000	\$0	\$0
<b>FY 2010-11 Total Appropriation</b>	<b>\$480,000</b>	<b>0.0</b>	<b>\$0</b>	<b>\$0</b>	<b>\$480,000</b>	<b>\$0</b>	<b>\$0</b>
<b>FY 2011-12 Base Request</b>	<b>\$480,000</b>	<b>0.0</b>	<b>\$0</b>	<b>\$0</b>	<b>\$480,000</b>	<b>\$0</b>	<b>\$0</b>
<b>FY 2011-12 Request</b>	<b>\$480,000</b>	<b>0.0</b>	<b>\$0</b>	<b>\$0</b>	<b>\$480,000</b>	<b>\$0</b>	<b>\$0</b>
<b>Supplemental On-line Education Grant Program</b>							
FY 2010-11 Long Bill Appropriation (HB 10-1376)	\$50,000	0.0	\$0	\$0	\$50,000	\$0	\$0
<b>FY 2010-11 Total Appropriation</b>	<b>\$50,000</b>	<b>0.0</b>	<b>\$0</b>	<b>\$0</b>	<b>\$50,000</b>	<b>\$0</b>	<b>\$0</b>
<b>FY 2011-12 Base Request</b>	<b>\$50,000</b>	<b>0.0</b>	<b>\$0</b>	<b>\$0</b>	<b>\$50,000</b>	<b>\$0</b>	<b>\$0</b>
<b>FY 2011-12 Request</b>	<b>\$50,000</b>	<b>0.0</b>	<b>\$0</b>	<b>\$0</b>	<b>\$50,000</b>	<b>\$0</b>	<b>\$0</b>
<b>School Awards Program</b>							
FY 2010-11 Long Bill Appropriation (HB 10-1376)	\$250,000	0.0	\$0	\$0	\$250,000	\$0	\$0
<b>FY 2010-11 Total Appropriation</b>	<b>\$250,000</b>	<b>0.0</b>	<b>\$0</b>	<b>\$0</b>	<b>\$250,000</b>	<b>\$0</b>	<b>\$0</b>
<b>FY 2011-12 Base Request</b>	<b>\$250,000</b>	<b>0.0</b>	<b>\$0</b>	<b>\$0</b>	<b>\$250,000</b>	<b>\$0</b>	<b>\$0</b>
<b>FY 2011-12 Request</b>	<b>\$250,000</b>	<b>0.0</b>	<b>\$0</b>	<b>\$0</b>	<b>\$250,000</b>	<b>\$0</b>	<b>\$0</b>
<b>Interstate Compact on Educational Opportunity for Military Children</b>							
FY 2010-11 Long Bill Appropriation (HB 10-1376)	\$30,185	0.0	\$0	\$0	\$30,185	\$0	\$0
<b>FY 2010-11 Total Appropriation</b>	<b>\$30,185</b>	<b>0.0</b>	<b>\$0</b>	<b>\$0</b>	<b>\$30,185</b>	<b>\$0</b>	<b>\$0</b>
<b>FY 2011-12 Base Request</b>	<b>\$30,185</b>	<b>0.0</b>	<b>\$0</b>	<b>\$0</b>	<b>\$30,185</b>	<b>\$0</b>	<b>\$0</b>
<b>FY 2011-12 Request</b>	<b>\$30,185</b>	<b>0.0</b>	<b>\$0</b>	<b>\$0</b>	<b>\$30,185</b>	<b>\$0</b>	<b>\$0</b>



**DEPARTMENT OF EDUCATION**

**FY 2011-12 RECONCILIATION OF DEPARTMENT REQUEST**

**(2) Assistance to Public Schools**

Long Bill Line Item	Total Funds	FTE	General Fund	General Fund Exempt	Cash Funds	Reappropriated Funds	Federal Funds
<b>(2) Assistance to Public Schools</b>							
<b>FY 2010-11 Total Appropriation (Long Bill plus Special Bills)</b>	<b>\$4,269,575,807</b>	<b>197.7</b>	<b>\$2,995,362,208</b>	<b>\$161,444,485</b>	<b>\$548,767,981</b>	<b>\$7,157,397</b>	<b>\$556,843,736</b>
<b>FY 2011-12 Base Request</b>	<b>\$4,269,590,905</b>	<b>197.7</b>	<b>\$2,995,369,468</b>	<b>\$161,444,485</b>	<b>\$548,791,250</b>	<b>\$7,199,858</b>	<b>\$556,785,844</b>
<b>FY 2011-12 Request</b>	<b>\$4,362,739,986</b>	<b>197.7</b>	<b>\$3,046,439,932</b>	<b>\$161,444,485</b>	<b>\$591,146,910</b>	<b>\$7,158,589</b>	<b>\$556,550,070</b>
FY 2010-11 Total Appropriation (Long Bill)	\$4,634,661,148	197.5	\$3,358,838,662	\$161,444,485	\$550,376,868	\$7,157,397	\$556,843,736
FY 2010-11 Total Appropriation (Special Bills)	(\$365,085,341)	0.2	(\$363,476,454)	\$0	(\$1,608,887)	\$0	\$0
<b>FY 2010-11 Total Appropriation</b>	<b>\$4,269,575,807</b>	<b>197.7</b>	<b>\$2,995,362,208</b>	<b>\$161,444,485</b>	<b>\$548,767,981</b>	<b>\$7,157,397</b>	<b>\$556,843,736</b>
FY2010-11 Long Bill Annualization - Modify Contributions to PERA	\$315,098	0.0	\$7,260	\$0	\$23,269	\$42,461	\$242,108
FY2010-11 Senate Bill Annualizations	\$0	0.0	\$0	\$0	\$0	\$0	\$0
FY2010-11 House Bill Annualizations	\$0	0.0	\$0	\$0	\$0	\$0	\$0
FY2009-10 Other Annualizations	\$0	0.0	\$0	\$0	\$0	\$0	\$0
Prior Year Salary Survey	\$0	0.0	\$0	\$0	\$0	\$0	\$0
Prior Year Performance-based Pay @ 80%	\$0	0.0	\$0	\$0	\$0	\$0	\$0
Common Policy Change	\$0	0.0	\$0	\$0	\$0	\$0	\$0
Total Compensation Change	\$0	0.0	\$0	\$0	\$0	\$0	\$0
Federal Funds Change	(\$300,000)	0.0	\$0	\$0	\$0	\$0	(\$300,000)
<b>FY 2011-12 Base Request</b>	<b>\$4,269,590,905</b>	<b>197.7</b>	<b>\$2,995,369,468</b>	<b>\$161,444,485</b>	<b>\$548,791,250</b>	<b>\$7,199,858</b>	<b>\$556,785,844</b>
Common Policy Change	\$0	0.0	\$0	\$0	\$0	\$0	\$0
Decision Item	\$93,149,081	0.0	\$51,070,464	\$0	\$42,355,660	(\$41,269)	(\$235,774)
Budget Reduction Items	\$0	0.0	\$0	\$0	\$0	\$0	\$0
Budget Amendments	\$0	0.0	\$0	\$0	\$0	\$0	\$0
<b>FY 2011-12 Request</b>	<b>\$4,362,739,986</b>	<b>197.7</b>	<b>\$3,046,439,932</b>	<b>\$161,444,485</b>	<b>\$591,146,910</b>	<b>\$7,158,589</b>	<b>\$556,550,070</b>

**DEPARTMENT OF EDUCATION**  
**FY 2011-12 RECONCILIATION OF DEPARTMENT REQUEST**

**(3) Library Programs**

Long Bill Line Item	Total Funds	FTE	General Fund	General Fund Exempt	Cash Funds	Reappropriated Funds	Federal Funds
<b>Administration</b>							
Personal Services	\$732,059	12.8	\$700,991	\$0	\$31,068	\$0	\$0
All Other Expenditures	<u>\$264,594</u>	<u>0.0</u>	<u>\$46,439</u>	<u>\$0</u>	<u>\$218,155</u>	<u>\$0</u>	<u>\$0</u>
FY 2010-11 Long Bill Appropriation (HB 10-1376)	\$996,653	12.8	\$747,430	\$0	\$249,223	\$0	\$0
<b>FY 2010-11 Total Appropriation</b>	<b>\$996,653</b>	<b>12.8</b>	<b>\$747,430</b>	<b>\$0</b>	<b>\$249,223</b>	<b>\$0</b>	<b>\$0</b>
Personal Services - SB 10-146 Annualization - Modify Contributions to PERA	\$17,037	0.0	\$16,260	\$0	\$777	\$0	\$0
<b>FY 2011-12 Base Request</b>	<b>\$1,013,690</b>	<b>12.8</b>	<b>\$763,690</b>	<b>\$0</b>	<b>\$250,000</b>	<b>\$0</b>	<b>\$0</b>
Personal Services	\$749,096	12.8	\$717,251	\$0	\$31,845	\$0	\$0
All Other Expenditures	\$264,594	0.0	\$46,439	\$0	\$218,155	\$0	\$0
DI - NP Statewide PERA Adjustment	(\$17,037)	0.0	(\$16,260)	\$0	(\$777)	\$0	\$0
DI - NP 2% Across the Board Personal Services Reduction	(\$14,020)	0.0	(\$14,020)	\$0	\$0	\$0	\$0
<b>FY 2011-12 Request</b>	<b>\$982,633</b>	<b>12.8</b>	<b>\$733,410</b>	<b>\$0</b>	<b>\$249,223</b>	<b>\$0</b>	<b>\$0</b>
Personal Services	\$718,039	12.8	\$686,971	\$0	\$31,068	\$0	\$0
All Other Expenditures	\$264,594	0.0	\$46,439	\$0	\$218,155	\$0	\$0
<b>Federal Library Funding</b>							
Personal Services	\$1,447,392	23.8	\$0	\$0	\$0	\$0	\$1,447,392
All Other Expenditures	<u>\$1,583,141</u>	<u>0.0</u>	<u>\$0</u>	<u>\$0</u>	<u>\$0</u>	<u>\$0</u>	<u>\$1,583,141</u>
FY 2010-11 Long Bill Appropriation (HB 10-1376)	\$3,030,533	23.8	\$0	\$0	\$0	\$0	\$3,030,533
<b>FY 2010-11 Total Appropriation</b>	<b>\$3,030,533</b>	<b>23.8</b>	<b>\$0</b>	<b>\$0</b>	<b>\$0</b>	<b>\$0</b>	<b>\$3,030,533</b>
Personal Services - SB 10-146 Annualization - Modify Contributions to PERA	\$30,972	0.0	\$0	\$0	\$0	\$0	\$30,972
<b>FY 2011-12 Base Request</b>	<b>\$3,061,505</b>	<b>23.8</b>	<b>\$0</b>	<b>\$0</b>	<b>\$0</b>	<b>\$0</b>	<b>\$3,061,505</b>
Personal Services	\$1,478,364	23.8	\$0	\$0	\$0	\$0	\$1,478,364
All Other Expenditures	\$1,583,141	0.0	\$0	\$0	\$0	\$0	\$1,583,141
DI - NP Statewide PERA Adjustment	(\$29,718)	0.0	\$0	\$0	\$0	\$0	(\$29,718)
<b>FY 2011-12 Request</b>	<b>\$3,031,787</b>	<b>23.8</b>	<b>\$0</b>	<b>\$0</b>	<b>\$0</b>	<b>\$0</b>	<b>\$3,031,787</b>
Personal Services	\$1,448,646	23.8	\$0	\$0	\$0	\$0	\$1,448,646
All Other Expenditures	\$1,583,141	0.0	\$0	\$0	\$0	\$0	\$1,583,141

**DEPARTMENT OF EDUCATION**

**FY 2011-12 RECONCILIATION OF DEPARTMENT REQUEST**

**(3) Library Programs**

Long Bill Line Item	Total Funds	FTE	General Fund	General Fund Exempt	Cash Funds	Reappropriated Funds	Federal Funds
<b>Colorado Library Consortium</b>							
FY 2010-11 Long Bill Appropriation (HB 10-1376)	\$1,000,000	0.0	\$1,000,000	\$0	\$0	\$0	\$0
<b>FY 2010-11 Total Appropriation</b>	<b>\$1,000,000</b>	<b>0.0</b>	<b>\$1,000,000</b>	<b>\$0</b>	<b>\$0</b>	<b>\$0</b>	<b>\$0</b>
<b>FY 2011-12 Base Request</b>	<b>\$1,000,000</b>	<b>0.0</b>	<b>\$1,000,000</b>	<b>\$0</b>	<b>\$0</b>	<b>\$0</b>	<b>\$0</b>
<b>FY 2011-12 Request</b>	<b>\$1,000,000</b>	<b>0.0</b>	<b>\$1,000,000</b>	<b>\$0</b>	<b>\$0</b>	<b>\$0</b>	<b>\$0</b>
<b>Colorado Virtual Library</b>							
FY 2010-11 Long Bill Appropriation (HB 10-1376)	\$379,796	0.0	\$359,796	\$0	\$20,000	\$0	\$0
SB 09-___ Special Bill FY 09-10 Appropriation	\$0	0.0	\$0	\$0	\$0	\$0	\$0
HB 09-___ Special Bill FY 09-10 Appropriation	\$0	0.0	\$0	\$0	\$0	\$0	\$0
HB 09-___ Special Bill FY 09-10 Appropriation	\$0	0.0	\$0	\$0	\$0	\$0	\$0
<b>FY 2010-11 Total Appropriation</b>	<b>\$379,796</b>	<b>0.0</b>	<b>\$359,796</b>	<b>\$0</b>	<b>\$20,000</b>	<b>\$0</b>	<b>\$0</b>
<b>FY 2011-12 Base Request</b>	<b>\$379,796</b>	<b>0.0</b>	<b>\$359,796</b>	<b>\$0</b>	<b>\$20,000</b>	<b>\$0</b>	<b>\$0</b>
<b>FY 2011-12 Request</b>	<b>\$379,796</b>	<b>0.0</b>	<b>\$359,796</b>	<b>\$0</b>	<b>\$20,000</b>	<b>\$0</b>	<b>\$0</b>
<b>Colorado Talking Book Library, Building Maintenance and Utilities Expenses</b>							
FY 2010-11 Long Bill Appropriation (HB 10-1376)	\$70,660	0.0	\$70,660	\$0	\$0	\$0	\$0
<b>FY 2010-11 Total Appropriation</b>	<b>\$70,660</b>	<b>0.0</b>	<b>\$70,660</b>	<b>\$0</b>	<b>\$0</b>	<b>\$0</b>	<b>\$0</b>
<b>FY 2011-12 Base Request</b>	<b>\$70,660</b>	<b>0.0</b>	<b>\$70,660</b>	<b>\$0</b>	<b>\$0</b>	<b>\$0</b>	<b>\$0</b>
<b>FY 2011-12 Request</b>	<b>\$70,660</b>	<b>0.0</b>	<b>\$70,660</b>	<b>\$0</b>	<b>\$0</b>	<b>\$0</b>	<b>\$0</b>
<b>Reading Services for the Blind</b>							
FY 2010-11 Long Bill Appropriation (HB 10-1376)	\$250,000	0.0	\$0	\$0	\$0	\$250,000	\$0
<b>FY 2010-11 Total Appropriation</b>	<b>\$250,000</b>	<b>0.0</b>	<b>\$0</b>	<b>\$0</b>	<b>\$0</b>	<b>\$250,000</b>	<b>\$0</b>
<b>FY 2011-12 Base Request</b>	<b>\$250,000</b>	<b>0.0</b>	<b>\$0</b>	<b>\$0</b>	<b>\$0</b>	<b>\$250,000</b>	<b>\$0</b>
<b>FY 2011-12 Request</b>	<b>\$250,000</b>	<b>0.0</b>	<b>\$0</b>	<b>\$0</b>	<b>\$0</b>	<b>\$250,000</b>	<b>\$0</b>

**DEPARTMENT OF EDUCATION**

**FY 2011-12 RECONCILIATION OF DEPARTMENT REQUEST**

**(3) Library Programs**

Long Bill Line Item	Total Funds	FTE	General Fund	General Fund Exempt	Cash Funds	Reappropriated Funds	Federal Funds
<b>(3) Library Programs</b>							
<b>FY 2010-11 Total Appropriation (Long Bill plus Special Bills)</b>	<b>\$5,727,642</b>	<b>36.6</b>	<b>\$2,177,886</b>	<b>\$0</b>	<b>\$269,223</b>	<b>\$250,000</b>	<b>\$3,030,533</b>
<b>FY 2011-12 Base Request</b>	<b>\$5,775,651</b>	<b>36.6</b>	<b>\$2,194,146</b>	<b>\$0</b>	<b>\$270,000</b>	<b>\$250,000</b>	<b>\$3,061,505</b>
<b>FY 2011-12 Request</b>	<b>\$5,714,876</b>	<b>36.6</b>	<b>\$2,163,866</b>	<b>\$0</b>	<b>\$269,223</b>	<b>\$250,000</b>	<b>\$3,031,787</b>
FY 2010-11 Total Appropriation (Long Bill)	\$5,727,642	36.6	\$2,177,886	\$0	\$269,223	\$250,000	\$3,030,533
FY 2010-11 Total Appropriation (Special Bills)	\$0	0.0	\$0	\$0	\$0	\$0	\$0
<b>FY 2010-11 Total Appropriation</b>	<b>\$5,727,642</b>	<b>36.6</b>	<b>\$2,177,886</b>	<b>\$0</b>	<b>\$269,223</b>	<b>\$250,000</b>	<b>\$3,030,533</b>
FY2010-11 Long Bill Annualization - Modify Contributions to PERA	\$48,009	0.0	\$16,260	\$0	\$777	\$0	\$30,972
FY2010-11 House Bill Annualizations	\$0	\$0	\$0	\$0	\$0	\$0	\$0
FY2009-10 Other Annualizations	\$0	0.0	\$0	\$0	\$0	\$0	\$0
Prior Year Salary Survey	\$0	0.0	\$0	\$0	\$0	\$0	\$0
Prior Year Performance-based Pay @ 80%	\$0	0.0	\$0	\$0	\$0	\$0	\$0
Common Policy Change	\$0	0.0	\$0	\$0	\$0	\$0	\$0
Federal Funds Change	\$0	0.0	\$0	\$0	\$0	\$0	\$0
<b>FY 2011-12 Base Request</b>	<b>\$5,775,651</b>	<b>36.6</b>	<b>\$2,194,146</b>	<b>\$0</b>	<b>\$270,000</b>	<b>\$250,000</b>	<b>\$3,061,505</b>
Common Policy Change	\$0	0.0	\$0	\$0	\$0	\$0	\$0
Decision Item	(\$60,775)	0.0	(\$30,280)	\$0	(\$777)	\$0	(\$29,718)
Budget Reduction Items	\$0	0.0	\$0	\$0	\$0	\$0	\$0
Budget Amendments	\$0	0.0	\$0	\$0	\$0	\$0	\$0
<b>FY 2011-12 Request</b>	<b>\$5,714,876</b>	<b>36.6</b>	<b>\$2,163,866</b>	<b>\$0</b>	<b>\$269,223</b>	<b>\$250,000</b>	<b>\$3,031,787</b>

**DEPARTMENT OF EDUCATION**  
**FY 2011-12 RECONCILIATION OF DEPARTMENT REQUEST**

**(4) School for the Deaf and Blind**

Long Bill Line Item	Total Funds	FTE	General Fund	General Fund Exempt	Cash Funds	Reappropriated Funds	Federal Funds
<b>(A) School Operations</b>							
<b>Personal Services</b>							
Personal Services	\$8,716,054	141.3	\$7,318,364	\$0	\$0	\$1,397,690	\$0
All Other Expenditures	<u>\$515,777</u>	<u>0.0</u>	<u>\$515,777</u>	<u>\$0</u>	<u>\$0</u>	<u>\$0</u>	<u>\$0</u>
FY 2010-11 Long Bill Appropriation (HB 10-1376)	\$9,231,831	141.3	\$7,834,141	\$0	\$0	\$1,397,690	\$0
SB 10-1369 Special Bill FY 10-11 Appropriation	\$0	0.0	\$85,334	\$0	\$0	(\$85,334)	\$0
<b>FY 2010-11 Total Appropriation</b>	<b>\$9,231,831</b>	<b>141.3</b>	<b>\$7,919,475</b>	<b>\$0</b>	<b>\$0</b>	<b>\$1,312,356</b>	<b>\$0</b>
Personal Services - SB 10-146 Annualization - Modify Contributions to PERA	\$188,584	0.0	\$188,584	\$0	\$0	\$0	\$0
<b>FY 2011-12 Base Request</b>	<b>\$9,420,415</b>	<b>141.3</b>	<b>\$8,108,059</b>	<b>\$0</b>	<b>\$0</b>	<b>\$1,312,356</b>	<b>\$0</b>
Personal Services	\$8,904,638	141.3	\$7,592,282	\$0	\$0	\$1,312,356	\$0
All Other Expenditures	\$515,777	0.0	\$515,777	\$0	\$0	\$0	\$0
DI - NP Statewide PERA Adjustment	(\$197,317)	0.0	(\$197,317)	\$0	\$0	\$0	\$0
DI - NP 2% Across the Board Personal Services Reduction	(\$146,367)	0.0	(\$146,367)	\$0	\$0	\$0	\$0
<b>FY 2011-12 Request</b>	<b>\$9,076,731</b>	<b>141.3</b>	<b>\$7,764,375</b>	<b>\$0</b>	<b>\$0</b>	<b>\$1,312,356</b>	<b>\$0</b>
Personal Services	\$8,560,954	141.3	\$7,248,598	\$0	\$0	\$1,312,356	\$0
All Other Expenditures	\$515,777	0.0	\$515,777	\$0	\$0	\$0	\$0
<b>Early Intervention Services</b>							
Personal Services	\$776,812	10.0	\$776,812	\$0	\$0	\$0	\$0
All Other Expenditures	<u>\$391,294</u>	<u>0.0</u>	<u>\$391,294</u>	<u>\$0</u>	<u>\$0</u>	<u>\$0</u>	<u>\$0</u>
FY 2010-11 Long Bill Appropriation (HB 10-1376)	\$1,168,106	10.0	\$1,168,106	\$0	\$0	\$0	\$0
<b>FY 2010-11 Total Appropriation</b>	<b>\$1,168,106</b>	<b>10.0</b>	<b>\$1,168,106</b>	<b>\$0</b>	<b>\$0</b>	<b>\$0</b>	<b>\$0</b>
Personal Services - SB 10-146 Annualization - Modify Contributions to PERA	\$17,093	0.0	\$17,093	\$0	\$0	\$0	\$0
<b>FY 2011-12 Base Request</b>	<b>\$1,185,199</b>	<b>10.0</b>	<b>\$1,185,199</b>	<b>\$0</b>	<b>\$0</b>	<b>\$0</b>	<b>\$0</b>
Personal Services	\$793,905	10.0	\$793,905	\$0	\$0	\$0	\$0
All Other Expenditures	\$391,294	0.0	\$391,294	\$0	\$0	\$0	\$0
DI - NP Statewide PERA Adjustment	(\$15,758)	0.0	(\$15,758)	\$0	\$0	\$0	\$0
DI - NP 2% Across the Board Personal Services Reduction	(\$15,536)	0.0	(\$15,536)	\$0	\$0	\$0	\$0
<b>FY 2011-12 Request</b>	<b>\$1,153,905</b>	<b>10.0</b>	<b>\$1,153,905</b>	<b>\$0</b>	<b>\$0</b>	<b>\$0</b>	<b>\$0</b>
Personal Services	\$762,611	10.0	\$762,611	\$0	\$0	\$0	\$0
All Other Expenditures	\$391,294	0.0	\$391,294	\$0	\$0	\$0	\$0

**DEPARTMENT OF EDUCATION**  
**FY 2011-12 RECONCILIATION OF DEPARTMENT REQUEST**

**(4) School for the Deaf and Blind**

Long Bill Line Item	Total Funds	FTE	General Fund	General Fund Exempt	Cash Funds	Reappropriated Funds	Federal Funds
<b>Shift Differential</b>							
FY 2010-11 Long Bill Appropriation (HB 10-1376)	\$65,530	0.0	\$65,530	\$0	\$0	\$0	\$0
<b>FY 2010-11 Total Appropriation</b>	<b>\$65,530</b>	<b>0.0</b>	<b>\$65,530</b>	<b>\$0</b>	<b>\$0</b>	<b>\$0</b>	<b>\$0</b>
SB 10-146 Annualization - Modify Contributions to PERA	\$2,187	0.0	\$2,187	\$0	\$0	\$0	\$0
Prior Year Salary Survey	\$0	0.0	\$0	\$0	\$0	\$0	\$0
Prior Year Performance-based Pay @ 80%	\$0	0.0	\$0	\$0	\$0	\$0	\$0
Common Policy Change	\$21,854	0.0	\$21,854	\$0	\$0	\$0	\$0
<b>FY 2011-12 Base Request</b>	<b>\$89,571</b>	<b>0.0</b>	<b>\$89,571</b>	<b>\$0</b>	<b>\$0</b>	<b>\$0</b>	<b>\$0</b>
	\$0	0.0	\$0	\$0	\$0	\$0	\$0
<b>FY 2011-12 Request</b>	<b>\$89,571</b>	<b>0.0</b>	<b>\$89,571</b>	<b>\$0</b>	<b>\$0</b>	<b>\$0</b>	<b>\$0</b>
<b>Operating Expenses</b>							
FY 2010-11 Long Bill Appropriation (HB 10-1376)	\$417,277	0.0	\$417,277	\$0	\$0	\$0	\$0
<b>FY 2010-11 Total Appropriation</b>	<b>\$417,277</b>	<b>0.0</b>	<b>\$417,277</b>	<b>\$0</b>	<b>\$0</b>	<b>\$0</b>	<b>\$0</b>
<b>FY 2011-12 Base Request</b>	<b>\$417,277</b>	<b>0.0</b>	<b>\$417,277</b>	<b>\$0</b>	<b>\$0</b>	<b>\$0</b>	<b>\$0</b>
<b>FY 2011-12 Request</b>	<b>\$417,277</b>	<b>0.0</b>	<b>\$417,277</b>	<b>\$0</b>	<b>\$0</b>	<b>\$0</b>	<b>\$0</b>
<b>Vehicle Lease Payments</b>							
FY 2010-11 Long Bill Appropriation (HB 10-1376)	\$26,729	0.0	\$26,729	\$0	\$0	\$0	\$0
<b>FY 2010-11 Total Appropriation</b>	<b>\$26,729</b>	<b>0.0</b>	<b>\$26,729</b>	<b>\$0</b>	<b>\$0</b>	<b>\$0</b>	<b>\$0</b>
<b>FY 2011-12 Base Request</b>	<b>\$26,729</b>	<b>0.0</b>	<b>\$26,729</b>	<b>\$0</b>	<b>\$0</b>	<b>\$0</b>	<b>\$0</b>
DI - NP Annual Fleet Vehicle Replacement	(\$2,574)	0.0	(\$2,574)	\$0	\$0	\$0	\$0
<b>FY 2011-12 Request</b>	<b>\$24,155</b>	<b>0.0</b>	<b>\$24,155</b>	<b>\$0</b>	<b>\$0</b>	<b>\$0</b>	<b>\$0</b>
<b>Utilities</b>							
FY 2010-11 Long Bill Appropriation (HB 10-1376)	\$554,810	0.0	\$554,810	\$0	\$0	\$0	\$0
<b>FY 2010-11 Total Appropriation</b>	<b>\$554,810</b>	<b>0.0</b>	<b>\$554,810</b>	<b>\$0</b>	<b>\$0</b>	<b>\$0</b>	<b>\$0</b>
<b>FY 2011-12 Base Request</b>	<b>\$554,810</b>	<b>0.0</b>	<b>\$554,810</b>	<b>\$0</b>	<b>\$0</b>	<b>\$0</b>	<b>\$0</b>
<b>FY 2011-12 Request</b>	<b>\$554,810</b>	<b>0.0</b>	<b>\$554,810</b>	<b>\$0</b>	<b>\$0</b>	<b>\$0</b>	<b>\$0</b>

**DEPARTMENT OF EDUCATION**  
**FY 2011-12 RECONCILIATION OF DEPARTMENT REQUEST**

**(4) School for the Deaf and Blind**

Long Bill Line Item	Total Funds	FTE	General Fund	General Fund Exempt	Cash Funds	Reappropriated Funds	Federal Funds
<b>Allocation of State and Federal Categorical Program Funding</b>							
Personal Services	\$10,223	0.4	\$0	\$0	\$0	\$10,223	\$0
All Other Expenditures	\$139,619	0.0	\$0	\$0	\$0	\$139,619	\$0
FY 2010-11 Long Bill Appropriation (HB 10-1376)	\$149,842	0.4	\$0	\$0	\$0	\$149,842	\$0
<b>FY 2010-11 Total Appropriation</b>	<b>\$149,842</b>	<b>0.4</b>	<b>\$0</b>	<b>\$0</b>	<b>\$0</b>	<b>\$149,842</b>	<b>\$0</b>
Personal Services - SB 10-146 Annualization - Modify Contributions to PERA	\$158	0.0	\$0	\$0	\$0	\$158	\$0
<b>FY 2011-12 Base Request</b>	<b>\$150,000</b>	<b>0.4</b>	<b>\$0</b>	<b>\$0</b>	<b>\$0</b>	<b>\$150,000</b>	<b>\$0</b>
Personal Services	\$10,381	0.4	\$0	\$0	\$0	\$10,381	\$0
All Other Expenditures	\$139,619	0.0	\$0	\$0	\$0	\$139,619	\$0
<b>FY 2011-12 Request</b>	<b>\$150,000</b>	<b>0.4</b>	<b>\$0</b>	<b>\$0</b>	<b>\$0</b>	<b>\$150,000</b>	<b>\$0</b>
Personal Services	\$10,381	0.4	\$0	\$0	\$0	\$10,381	\$0
All Other Expenditures	\$139,619	0.0	\$0	\$0	\$0	\$139,619	\$0
<b>Medicaid Reimbursements for Public School Health Services</b>							
Personal Services	\$83,254	1.5	\$0	\$0	\$0	\$83,254	\$0
All Other Expenditures	\$0	0.0	\$0	\$0	\$0	\$0	\$0
FY 2010-11 Long Bill Appropriation (HB 10-1376)	\$83,254	1.5	\$0	\$0	\$0	\$83,254	\$0
<b>FY 2010-11 Total Appropriation</b>	<b>\$83,254</b>	<b>1.5</b>	<b>\$0</b>	<b>\$0</b>	<b>\$0</b>	<b>\$83,254</b>	<b>\$0</b>
Personal Services - SB 10-146 Annualization - Modify Contributions to PERA	\$1,746	0.0	\$0	\$0	\$0	\$1,746	\$0
<b>FY 2011-12 Base Request</b>	<b>\$85,000</b>	<b>1.5</b>	<b>\$0</b>	<b>\$0</b>	<b>\$0</b>	<b>\$85,000</b>	<b>\$0</b>
Personal Services	\$85,000	1.5	\$0	\$0	\$0	\$85,000	\$0
All Other Expenditures	\$0	0.0	\$0	\$0	\$0	\$0	\$0
<b>FY 2011-12 Request</b>	<b>\$85,000</b>	<b>1.5</b>	<b>\$0</b>	<b>\$0</b>	<b>\$0</b>	<b>\$85,000</b>	<b>\$0</b>
Personal Services	\$85,000	1.5	\$0	\$0	\$0	\$85,000	\$0
All Other Expenditures	\$0	0.0	\$0	\$0	\$0	\$0	\$0
<b>(B) Special Purpose</b>							
<b>Fees and Conferences</b>							
FY 2010-11 Long Bill Appropriation (HB 10-1376)	\$120,000	0.0	\$0	\$0	\$120,000	\$0	\$0
<b>FY 2010-11 Total Appropriation</b>	<b>\$120,000</b>	<b>0.0</b>	<b>\$0</b>	<b>\$0</b>	<b>\$120,000</b>	<b>\$0</b>	<b>\$0</b>
<b>FY 2011-12 Base Request</b>	<b>\$120,000</b>	<b>0.0</b>	<b>\$0</b>	<b>\$0</b>	<b>\$120,000</b>	<b>\$0</b>	<b>\$0</b>
<b>FY 2011-12 Request</b>	<b>\$120,000</b>	<b>0.0</b>	<b>\$0</b>	<b>\$0</b>	<b>\$120,000</b>	<b>\$0</b>	<b>\$0</b>

**DEPARTMENT OF EDUCATION**  
**FY 2011-12 RECONCILIATION OF DEPARTMENT REQUEST**

**(4) School for the Deaf and Blind**

Long Bill Line Item	Total Funds	FTE	General Fund	General Fund Exempt	Cash Funds	Reappropriated Funds	Federal Funds
<b>Outreach Services</b>							
Personal Services	\$150,996	5.4	\$0	\$0	\$18,720	\$132,276	\$0
All Other Expenditures	\$871,086	0.0	\$0	\$0	\$734,362	\$136,724	\$0
FY 2010-11 Long Bill Appropriation (HB 10-1376)	\$1,022,082	5.4	\$0	\$0	\$753,082	\$269,000	\$0
<b>FY 2010-11 Total Appropriation</b>	<b>\$1,022,082</b>	<b>5.4</b>	<b>\$0</b>	<b>\$0</b>	<b>\$753,082</b>	<b>\$269,000</b>	<b>\$0</b>
Personal Services - SB 10-146 Annualization - Modify Contributions to PERA	\$2,754	0.0	\$0	\$0	\$0	\$2,754	\$0
<b>FY 2011-12 Base Request</b>	<b>\$1,024,836</b>	<b>5.4</b>	<b>\$0</b>	<b>\$0</b>	<b>\$753,082</b>	<b>\$271,754</b>	<b>\$0</b>
Personal Services	\$153,750	5.4	\$0	\$0	\$18,720	\$135,030	\$0
All Other Expenditures	\$871,086	0.0	\$0	\$0	\$734,362	\$136,724	\$0
DI - NP Statewide PERA Adjustment	(\$2,075)	0.0	\$0	\$0	\$0	(\$2,075)	\$0
<b>FY 2011-12 Request</b>	<b>\$1,022,761</b>	<b>5.4</b>	<b>\$0</b>	<b>\$0</b>	<b>\$753,082</b>	<b>\$269,679</b>	<b>\$0</b>
Personal Services	\$151,675	5.4	\$0	\$0	\$18,720	\$132,955	\$0
All Other Expenditures	\$871,086	0.0	\$0	\$0	\$734,362	\$136,724	\$0
<b>Tuition from Out-of-State Students</b>							
FY 2010-11 Long Bill Appropriation (HB 10-1376)	\$200,000	0.0	\$0	\$0	\$200,000	\$0	\$0
<b>FY 2010-11 Total Appropriation</b>	<b>\$200,000</b>	<b>0.0</b>	<b>\$0</b>	<b>\$0</b>	<b>\$200,000</b>	<b>\$0</b>	<b>\$0</b>
<b>FY 2011-12 Base Request</b>	<b>\$200,000</b>	<b>0.0</b>	<b>\$0</b>	<b>\$0</b>	<b>\$200,000</b>	<b>\$0</b>	<b>\$0</b>
<b>FY 2011-12 Request</b>	<b>\$200,000</b>	<b>0.0</b>	<b>\$0</b>	<b>\$0</b>	<b>\$200,000</b>	<b>\$0</b>	<b>\$0</b>
<b>Summer Olympics Housing</b>							
FY 2010-11 Long Bill Appropriation (HB 10-1376)	\$10,000	0.0	\$0	\$0	\$10,000	\$0	\$0
<b>FY 2010-11 Total Appropriation</b>	<b>\$10,000</b>	<b>0.0</b>	<b>\$0</b>	<b>\$0</b>	<b>\$10,000</b>	<b>\$0</b>	<b>\$0</b>
<b>FY 2011-12 Base Request</b>	<b>\$10,000</b>	<b>0.0</b>	<b>\$0</b>	<b>\$0</b>	<b>\$10,000</b>	<b>\$0</b>	<b>\$0</b>
<b>FY 2011-12 Request</b>	<b>\$10,000</b>	<b>0.0</b>	<b>\$0</b>	<b>\$0</b>	<b>\$10,000</b>	<b>\$0</b>	<b>\$0</b>



**DEPARTMENT OF EDUCATION**  
**FY 2011-12 RECONCILIATION OF DEPARTMENT REQUEST**

**(4) School for the Deaf and Blind**

Long Bill Line Item	Total Funds	FTE	General Fund	General Fund Exempt	Cash Funds	Reappropriated Funds	Federal Funds
<b>Grants</b>							
Personal Services	\$411,330	9.0	\$0	\$0	\$0	\$411,330	\$0
All Other Expenditures	\$985,749	0.0	\$0	\$0	\$0	\$985,749	\$0
FY 2010-11 Long Bill Appropriation (HB 10-1376)	\$1,397,079	9.0	\$0	\$0	\$0	\$1,397,079	\$0
<b>FY 2010-11 Total Appropriation</b>	<b>\$1,397,079</b>	<b>9.0</b>	<b>\$0</b>	<b>\$0</b>	<b>\$0</b>	<b>\$1,397,079</b>	<b>\$0</b>
Personal Services - SB 10-146 Annualization - Modify Contributions to PERA	\$6,529	0.0	\$0	\$0	\$0	\$6,529	\$0
<b>FY 2011-12 Base Request</b>	<b>\$1,403,608</b>	<b>9.0</b>	<b>\$0</b>	<b>\$0</b>	<b>\$0</b>	<b>\$1,403,608</b>	<b>\$0</b>
Personal Services	\$417,859	9.0	\$0	\$0	\$0	\$417,859	\$0
All Other Expenditures	\$985,749	0.0	\$0	\$0	\$0	\$985,749	\$0
DI - NP Statewide PERA Adjustment	(\$3,953)	0.0	\$0	\$0	\$0	(\$3,953)	\$0
<b>FY 2011-12 Request</b>	<b>\$1,399,655</b>	<b>9.0</b>	<b>\$0</b>	<b>\$0</b>	<b>\$0</b>	<b>\$1,399,655</b>	<b>\$0</b>
Personal Services	\$413,906	9.0	\$0	\$0	\$0	\$413,906	\$0
All Other Expenditures	\$985,749	0.0	\$0	\$0	\$0	\$985,749	\$0
<b>(4) School for the Deaf and Blind</b>							
<b>FY 2010-11 Total Appropriation (Long Bill plus Special Bills)</b>	<b>\$14,446,540</b>	<b>167.6</b>	<b>\$10,151,927</b>	<b>\$0</b>	<b>\$1,083,082</b>	<b>\$3,211,531</b>	<b>\$0</b>
<b>FY 2011-12 Base Request</b>	<b>\$14,687,445</b>	<b>167.6</b>	<b>\$10,381,645</b>	<b>\$0</b>	<b>\$1,083,082</b>	<b>\$3,222,718</b>	<b>\$0</b>
<b>FY 2011-12 Request</b>	<b>\$14,303,865</b>	<b>167.6</b>	<b>\$10,004,093</b>	<b>\$0</b>	<b>\$1,083,082</b>	<b>\$3,216,690</b>	<b>\$0</b>
FY 2010-11 Total Appropriation (Long Bill)	\$14,446,540	167.6	\$10,066,593	\$0	\$1,083,082	\$3,296,865	\$0
FY 2010-11 Total Appropriation (Special Bills)	\$0	0.0	\$85,334	\$0	\$0	(\$85,334)	\$0
<b>FY 2010-11 Total Appropriation</b>	<b>\$14,446,540</b>	<b>167.6</b>	<b>\$10,151,927</b>	<b>\$0</b>	<b>\$1,083,082</b>	<b>\$3,211,531</b>	<b>\$0</b>
FY2010-11 Long Bill Annualization - Modify Contributions to PERA	\$219,051	0.0	\$207,864	\$0	\$0	\$11,187	\$0
FY2010-11 House Bill Annualizations	\$0	\$0	\$0	\$0	\$0	\$0	\$0
FY2010-11 Other Annualizations	\$0	0.0	\$0	\$0	\$0	\$0	\$0
Prior Year Salary Survey - District 11 wage increases	\$0	0.0	\$0	\$0	\$0	\$0	\$0
Prior Year Performance-based Pay @ 80%	\$0	0.0	\$0	\$0	\$0	\$0	\$0
Common Policy Change	\$21,854	0.0	\$21,854	\$0	\$0	\$0	\$0
Federal Funds Change	\$0	0.0	\$0	\$0	\$0	\$0	\$0
<b>FY 2011-12 Base Request</b>	<b>\$14,687,445</b>	<b>167.6</b>	<b>\$10,381,645</b>	<b>\$0</b>	<b>\$1,083,082</b>	<b>\$3,222,718</b>	<b>\$0</b>
Common Policy Change	\$0	0.0	\$0	\$0	\$0	\$0	\$0
Decision Item	(\$383,580)	0.0	(\$377,552)	\$0	\$0	(\$6,028)	\$0
Budget Reduction Items	\$0	0.0	\$0	\$0	\$0	\$0	\$0
Budget Amendments	\$0	0.0	\$0	\$0	\$0	\$0	\$0
<b>FY 2011-12 Request</b>	<b>\$14,303,865</b>	<b>167.6</b>	<b>\$10,004,093</b>	<b>\$0</b>	<b>\$1,083,082</b>	<b>\$3,216,690</b>	<b>\$0</b>

DEPARTMENT OF EDUCATION  
 FY 2011-12 RECONCILIATION OF DEPARTMENT REQUEST

Long Bill Line Item	Total Funds	FTE	General Fund	General Fund Exempt	Cash Funds	Reappropriated Funds	Federal Funds
<b>DEPARTMENT OF EDUCATION</b>							
<b>FY 2010-11 Total Appropriation (Long Bill plus Special Bills)</b>	<b>\$4,338,711,337</b>	<b>553.0</b>	<b>\$3,015,218,956</b>	<b>\$161,444,485</b>	<b>\$569,464,505</b>	<b>\$22,732,752</b>	<b>\$569,850,639</b>
<b>FY 2011-12 Base Request</b>	<b>\$4,340,061,155</b>	<b>553.0</b>	<b>\$3,016,002,984</b>	<b>\$161,444,485</b>	<b>\$569,660,858</b>	<b>\$22,931,816</b>	<b>\$570,021,012</b>
<b>FY 2011-12 Request</b>	<b>\$4,432,550,225</b>	<b>554.0</b>	<b>\$3,066,500,931</b>	<b>\$161,444,485</b>	<b>\$612,048,379</b>	<b>\$22,820,289</b>	<b>\$569,736,141</b>
FY 2010-11 Total Appropriation (Long Bill)	\$4,703,796,678	551.8	\$3,378,610,076	\$161,444,485	\$571,073,392	\$22,818,086	\$569,850,639
FY 2010-11 Total Appropriation (Special Bills)	(\$365,085,341)	1.2	(\$363,391,120)	\$0	(\$1,608,887)	(\$85,334)	\$0
<b>FY 2010-11 Total Appropriation</b>	<b>\$4,338,711,337</b>	<b>553.0</b>	<b>\$3,015,218,956</b>	<b>\$161,444,485</b>	<b>\$569,464,505</b>	<b>\$22,732,752</b>	<b>\$569,850,639</b>
FY2010-11 Long Bill Annualization - Modify Contributions to PERA	\$778,091	0.0	\$309,970	\$0	\$70,015	\$106,540	\$291,566
FY2010-11 Senate Bill Annualizations	\$0	0.0	\$0	\$0	\$0	\$0	\$0
FY2010-11 House Bill Annualizations	\$0	0.0	\$0	\$0	\$0	\$0	\$0
FY2010-11 Other Annualizations	\$0	0.0	\$0	\$0	\$0	\$0	\$0
Prior Year Salary Survey	\$0	0.0	\$0	\$0	\$0	\$0	\$0
Prior Year Performance-based Pay @ 80%	\$0	0.0	\$0	\$0	\$0	\$0	\$0
Common Policy Change	\$233,700	0.0	\$201,459	\$0	\$13,079	(\$20,972)	\$40,134
Total Compensation Change	\$638,027	0.0	\$272,599	\$0	\$113,259	\$113,496	\$138,673
Federal Funds Change	(\$300,000)	0.0	\$0	\$0	\$0	\$0	(\$300,000)
<b>FY 2011-12 Base Request</b>	<b>\$4,340,061,155</b>	<b>553.0</b>	<b>\$3,016,002,984</b>	<b>\$161,444,485</b>	<b>\$569,660,858</b>	<b>\$22,931,816</b>	<b>\$570,021,012</b>
Common Policy Change	\$0	0.0	\$0	\$0	\$0	\$0	\$0
Decision Item	\$92,489,070	1.0	\$50,497,947	\$0	\$42,387,521	(\$111,527)	(\$284,871)
Budget Reduction Items	\$0	0.0	\$0	\$0	\$0	\$0	\$0
Budget Amendments	\$0	0.0	\$0	\$0	\$0	\$0	\$0
<b>FY 2011-12 Request</b>	<b>\$4,432,550,225</b>	<b>554.0</b>	<b>\$3,066,500,931</b>	<b>\$161,444,485</b>	<b>\$612,048,379</b>	<b>\$22,820,289</b>	<b>\$569,736,141</b>

Colorado Department of Education  
 FY 2011-12 Budget Cycle  
 Schedule 2

FY 2008-09		FY 2009-10		FY 2010-11 *		FY 2010-11 *		FY 2011-12 **	
Actuals	FTE	Actuals	FTE	Appropriated	FTE	Estimate	FTE	Request	FTE

LB Group 1 - Management and Administration

Total Expenditures / Appropriation / Request										
Total Funds	\$34,520,043	101.8	\$41,897,736	118.0	\$48,961,348	151.1	\$45,632,097	151.1	\$49,791,498	152.1
General Fund	\$5,847,290		\$6,024,624	0.0	\$7,526,935	47.1	\$5,983,613	47.1	\$7,893,040	47.1
General Fund Exempt	\$0		\$0	0.0	\$0	0.0	\$0	0.0	\$0	0.0
Cash Funds	\$18,827,231		\$18,994,897	0.0	\$19,344,219	38.0	\$19,298,310	38.0	\$19,549,164	39.0
Cash Funds Exempt / Reappropriated Funds	\$4,671,679		\$11,173,479	0.0	\$12,113,824	47.5	\$11,872,834	47.5	\$12,195,010	47.5
Federal Funds	\$5,173,843		\$5,704,736	0.0	\$9,976,370	18.5	\$8,477,340	18.5	\$10,154,284	18.5

LB Group 2 - Assistance to Public Schools

Total Expenditures / Appropriation / Request										
Total Funds	\$4,309,499,366	189.1	\$4,336,768,263	198.9	\$4,269,575,807	197.7	\$4,274,066,878	197.7	\$4,362,739,986	197.7
General Fund	\$3,194,188,276		\$3,220,825,872	0.0	\$2,995,362,208	5.1	\$2,778,779,301	5.1	\$3,046,439,932	5.1
General Fund Exempt	\$0		\$0	0.0	\$161,444,485	0.0	\$161,444,485	0.0	\$161,444,485	0.0
Cash Funds	\$595,308,896		\$593,957,705	0.0	\$548,767,981	17.4	\$548,573,224	17.4	\$591,146,910	17.4
Cash Funds Exempt / Reappropriated Funds	\$7,238,767		\$2,494,075	0.0	\$7,157,397	29.7	\$7,398,387	29.7	\$7,158,589	29.7
Federal Funds	\$512,763,427		\$519,490,611	0.0	\$556,843,736	145.5	\$777,871,481	145.5	\$556,550,070	145.5

LB Group 3 - Library Programs

Total Expenditures / Appropriation / Request										
Total Funds	\$6,433,134	33.8	\$5,569,281	34.4	\$5,727,642	36.6	\$5,862,230	36.6	\$5,714,876	36.6
General Fund	\$3,551,286		\$2,275,504	11.7	\$2,177,886	11.8	\$2,312,474	11.8	\$2,163,866	11.8
General Fund Exempt	\$0		\$0	0.0	\$0	0.0	\$0	0.0	\$0	0.0
Cash Funds	\$88,038		\$95,449	1.0	\$269,223	1.0	\$269,223	1.0	\$269,223	1.0
Cash Funds Exempt / Reappropriated Funds	\$250,000		\$250,000	0.0	\$250,000	0.0	\$250,000	0.0	\$250,000	0.0
Federal Funds	\$2,543,810		\$2,948,328	21.7	\$3,030,533	23.8	\$3,030,533	23.8	\$3,031,787	23.8

LB Group 4 - School for the Deaf and Blind

Total Expenditures / Appropriation / Request										
Total Funds	\$14,188,834	160.4	\$14,235,215	157.5	\$14,446,540	167.6	\$15,709,700	167.6	\$14,303,865	167.6
General Fund	\$11,140,422		\$11,287,183	148.7	\$10,151,927	151.3	\$11,415,087	151.3	\$10,004,093	151.3
General Fund Exempt	\$0		\$0	0.0	\$0	0.0	\$0	0.0	\$0	0.0
Cash Funds	\$131,106		\$474,020	0.0	\$1,083,082	0.0	\$1,083,082	0.0	\$1,083,082	0.0
Cash Funds Exempt / Reappropriated Funds	\$2,917,306		\$2,474,012	8.8	\$3,211,531	16.3	\$3,211,531	16.3	\$3,216,690	16.3

Colorado Department of Education  
 FY 2011-12 Budget Cycle  
 Schedule 2

	FY 2008-09		FY 2009-10		FY 2010-11 *		FY 2010-11 *		FY 2011-12 **	
	Actuals	FTE	Actuals	FTE	Appropriated	FTE	Estimate	FTE	Request	FTE
Federal Funds	\$0		\$0	0.0	\$0	0.0	\$0	0.0	\$0	0.0

Department Total

Total Expenditures / Appropriation / Request										
<b>Total Funds</b>	<b>\$4,364,641,377</b>	<b>485.1</b>	<b>\$4,398,470,495</b>	<b>508.8</b>	<b>\$4,338,711,337</b>	<b>553.0</b>	<b>\$4,341,270,905</b>	<b>553.0</b>	<b>\$4,432,550,225</b>	<b>554.0</b>
<b>General Fund</b>	<b>\$3,214,727,274</b>		<b>\$3,240,413,183</b>	<b>160.4</b>	<b>\$3,015,218,956</b>	<b>215.3</b>	<b>\$2,798,490,475</b>	<b>215.3</b>	<b>\$3,066,500,931</b>	<b>215.3</b>
<b>General Fund Exempt</b>	<b>\$0</b>		<b>\$0</b>	<b>0.0</b>	<b>\$161,444,485</b>	<b>0.0</b>	<b>\$161,444,485</b>	<b>0.0</b>	<b>\$161,444,485</b>	<b>0.0</b>
<b>Cash Funds</b>	<b>\$614,355,271</b>		<b>\$613,522,071</b>	<b>1.0</b>	<b>\$569,464,505</b>	<b>56.4</b>	<b>\$569,223,839</b>	<b>56.4</b>	<b>\$612,048,379</b>	<b>57.4</b>
<b>Cash Funds Exempt / Reappropriated Funds</b>	<b>\$15,077,752</b>		<b>\$16,391,566</b>	<b>8.8</b>	<b>\$22,732,752</b>	<b>93.5</b>	<b>\$22,732,752</b>	<b>93.5</b>	<b>\$22,820,289</b>	<b>93.5</b>
<b>Federal Funds</b>	<b>\$520,481,080</b>		<b>\$528,143,675</b>	<b>21.7</b>	<b>\$569,850,639</b>	<b>187.8</b>	<b>\$789,379,354</b>	<b>187.8</b>	<b>\$569,736,141</b>	<b>187.8</b>

\* = The Reappropriated Funds identified in FY 2010-11 includes \$148,314 Medicaid Cash Funds in the "S.B.97-101 Public School Health Services" line item.

\*\* = The Reappropriated Funds identified in FY 2011-12 includes \$148,314 Medicaid Cash Funds in the "S.B.97-101 Public School Health Services" line item.

Colorado Department of Education  
 FY 2011-12 Budget Cycle  
 Schedule 3

(1) MANAGEMENT AND ADMINISTRATION; (A) Administration and Centrally-Appropriated Line Items, State Board of Education

	FY 2008-09		FY 2009-10		FY 2010-11		FY 2010-11		FY 2011-12	
	Actuals	FTE	Actuals	FTE	Appropriated	FTE	Estimate	FTE	Request	FTE

HB 08-1375, SB 09-259, HB 10-1376, Prior Year Appropriation (Long Bill)

Total Funds	\$220,283	2.0	\$294,991	2.0	\$287,257	2.0	\$287,257	2.0	\$287,257	2.0
General Fund	\$220,283	2.0	\$294,991	2.0	\$287,257	2.0	\$287,257	2.0	\$287,257	2.0
General Fund Exempt	\$0		\$0	0.0	\$0	0.0	\$0	0.0	\$0	0.0
Cash Funds	\$0		\$0	0.0	\$0	0.0	\$0	0.0	\$0	0.0
Cash Funds Exempt / Reappropriated Funds	\$0		\$0	0.0	\$0	0.0	\$0	0.0	\$0	0.0
Federal Funds	\$0		\$0	0.0	\$0	0.0	\$0	0.0	\$0	0.0

SB 10-065 (Supplemental)

Total Funds	\$0	0.0	(\$3,513)	0.0	N/A	N/A	N/A	N/A	N/A	N/A
General Fund	\$0		(\$3,513)	0.0	N/A		N/A		N/A	
General Fund Exempt	\$0		\$0	0.0	N/A		N/A		N/A	
Cash Funds	\$0		\$0	0.0	N/A		N/A		N/A	
Cash Funds Exempt / Reappropriated Funds	\$0		\$0	0.0	N/A		N/A		N/A	
Federal Funds	\$0		\$0	0.0	N/A		N/A		N/A	

SB 09-259, HB 10-1376 (Long Bill Add-ons)

Total Funds	\$26,562	0.0	\$0	0.0	N/A	N/A	N/A	N/A	N/A	N/A
General Fund	\$26,562		\$0	0.0	N/A		N/A		N/A	
General Fund Exempt	\$0		\$0	0.0	N/A		N/A		N/A	
Cash Funds	\$0		\$0	0.0	N/A		N/A		N/A	
Cash Funds Exempt / Reappropriated Funds	\$0		\$0	0.0	N/A		N/A		N/A	
Federal Funds	\$0		\$0	0.0	N/A		N/A		N/A	

SB 08-212 Special Bill FY 2008-09 Appropriation

Total Funds	\$7,626	0.0	\$0	0.0	\$0	0.0	\$0	0.0	N/A	N/A
General Fund	\$0		\$0		\$0		\$0		N/A	
General Fund Exempt	\$0		\$0		\$0		\$0		N/A	
Cash Funds	\$7,626		\$0		\$0		\$0		N/A	
Cash Funds Exempt / Reappropriated Funds	\$0		\$0		\$0		\$0		N/A	
Federal Funds	\$0		\$0		\$0		\$0		N/A	

Colorado Department of Education  
FY 2011-12 Budget Cycle  
Schedule 3

(1) MANAGEMENT AND ADMINISTRATION; (A) Administration and Centrally-Appropriated Line Items, State Board of Education

	FY 2008-09		FY 2009-10		FY 2010-11		FY 2010-11		FY 2011-12	
	Actuals	FTE	Actuals	FTE	Appropriated	FTE	Estimate	FTE	Request	FTE
<b>Total Appropriation</b>										
<b>Total Funds</b>	\$254,471	2.0	\$291,478	2.0	\$287,257	2.0	\$287,257	2.0	\$287,257	2.0
<b>General Fund</b>	\$246,845	2.0	\$291,478	2.0	\$287,257	2.0	\$287,257	2.0	\$287,257	2.0
<b>General Fund Exempt</b>	\$0		\$0	0.0	\$0	0.0	\$0	0.0	\$0	0.0
<b>Cash Funds</b>	\$7,626		\$0	0.0	\$0	0.0	\$0	0.0	\$0	0.0
<b>Cash Funds Exempt / Reappropriated Funds</b>	\$0		\$0	0.0	\$0	0.0	\$0	0.0	\$0	0.0
<b>Federal Funds</b>	\$0		\$0	0.0	\$0	0.0	\$0	0.0	\$0	0.0

SB10-146 Annualization - Modify Contributions to PERA

Total Funds	N/A	N/A	N/A	N/A	N/A	N/A	N/A	N/A	\$2,854	0.0
General Fund	N/A		N/A		N/A		N/A		\$2,854	
General Fund Exempt	N/A		N/A		N/A		N/A		\$0	
Cash Funds	N/A		N/A		N/A		N/A		\$0	
Cash Funds Exempt / Reappropriated Funds	N/A		N/A		N/A		N/A		\$0	
Federal Funds	N/A		N/A		N/A		N/A		\$0	

Supplemental - 1% Across the Board Personal Services Reduction

Total Funds	\$0		\$0		N/A	N/A	(\$1,812)	0.0	\$0	
General Fund	\$0		\$0		N/A		(\$1,812)		\$0	
General Fund Exempt	\$0		\$0		N/A		\$0		\$0	
Cash Funds	\$0		\$0		N/A		\$0		\$0	
Cash Funds Exempt / Reappropriated Funds	\$0		\$0		N/A		\$0		\$0	
Federal Funds	\$0		\$0		N/A		\$0		\$0	

DI - NP Statewide PERA Adjustment

Total Funds	N/A	N/A	N/A	N/A	N/A	N/A	N/A	N/A	(\$3,281)	0.0
General Fund	N/A		N/A		N/A		N/A		(\$3,281)	
General Fund Exempt	N/A		N/A		N/A		N/A		\$0	
Cash Funds	N/A		N/A		N/A		N/A		\$0	
Cash Funds Exempt / Reappropriated Funds	N/A		N/A		N/A		N/A		\$0	
Federal Funds	N/A		N/A		N/A		N/A		\$0	

DI - NP 2% Across the Board Personal Services Reduction

Colorado Department of Education  
FY 2011-12 Budget Cycle  
Schedule 3

(1) MANAGEMENT AND ADMINISTRATION; (A) Administration and Centrally-Appropriated Line Items, State Board of Education

	FY 2008-09		FY 2009-10		FY 2010-11		FY 2010-11		FY 2011-12	
	Actuals	FTE	Actuals	FTE	Appropriated	FTE	Estimate	FTE	Request	FTE
Total Funds	N/A	N/A	N/A	N/A	N/A	N/A	N/A	N/A	(\$3,160)	0.0
General Fund	N/A		N/A		N/A		N/A		(\$3,160)	
General Fund Exempt	N/A		N/A		N/A		N/A		\$0	
Cash Funds	N/A		N/A		N/A		N/A		\$0	
Cash Funds Exempt / Reappropriated Funds	N/A		N/A		N/A		N/A		\$0	
Federal Funds	N/A		N/A		N/A		N/A		\$0	

**Total Spending Authority / Request**

Total Funds	\$254,471	2.0	\$291,478	2.0	\$287,257	2.0	\$285,445	2.0	\$283,670	2.0
General Fund	\$246,845	2.0	\$291,478	2.0	\$287,257	2.0	\$285,445	2.0	\$283,670	2.0
General Fund Exempt	\$0		\$0	0.0	\$0	0.0	\$0	0.0	\$0	0.0
Cash Funds	\$7,626		\$0	0.0	\$0	0.0	\$0	0.0	\$0	0.0
Cash Funds Exempt / Reappropriated Funds	\$0		\$0	0.0	\$0	0.0	\$0	0.0	\$0	0.0
Federal Funds	\$0		\$0	0.0	\$0	0.0	\$0	0.0	\$0	0.0

**Expenditures**

Total Funds	\$237,412	1.9	\$267,099	2.0	N/A	N/A	N/A	N/A	N/A	N/A
General Fund	\$237,412	1.9	\$267,099	2.0	N/A		N/A		N/A	
General Fund Exempt	\$0		\$0	0.0	N/A		N/A		N/A	
Cash Funds	\$0		\$0	0.0	N/A		N/A		N/A	
Cash Funds Exempt / Reappropriated Funds	\$0		\$0	0.0	N/A		N/A		N/A	
Federal Funds	\$0		\$0	0.0	N/A		N/A		N/A	

**Under/(Over) Expenditures**

Total Funds	\$17,059	0.1	\$24,379	0.0	N/A	N/A	N/A	N/A	N/A	N/A
General Fund	\$9,433	0.1	\$24,379	0.0	N/A		N/A		N/A	
General Fund Exempt	\$0		\$0	0.0	N/A		N/A		N/A	
Cash Funds	\$7,626		\$0	0.0	N/A		N/A		N/A	
Cash Funds Exempt / Reappropriated Funds	\$0		\$0	0.0	N/A		N/A		N/A	
Federal Funds	\$0		\$0	0.0	N/A		N/A		N/A	

Colorado Department of Education  
 FY 2011-12 Budget Cycle  
 Schedule 3

(1) MANAGEMENT AND ADMINISTRATION; (A) Administration and Centrally-Appropriated Line Items, General Department and Program Administration

	FY 2008-09		FY 2009-10		FY 2010-11		FY 2010-11		FY 2011-12	
	Actuals	FTE	Actuals	FTE	Appropriated	FTE	Estimate	FTE	Request	FTE
HB 08-1375, SB 09-259, HB 10-1376 Prior Year Appropriation (Long Bill)										
Total Funds	\$3,539,338	39.9	\$3,755,560	42.0	\$3,728,582	48.0	\$3,728,582	48.0	\$3,728,582	48.0
General Fund	\$2,173,312	25.9	\$2,163,292	26.0	\$2,112,245	26.0	\$2,112,245	26.0	\$2,112,245	26.0
General Fund Exempt	\$0	0.0	\$0	0.0	\$0	0.0	\$0	0.0	\$0	0.0
Cash Funds	\$98,109	1.5	\$99,778	1.5	\$93,572	1.5	\$93,572	1.5	\$93,572	1.5
Cash Funds Exempt / Reappropriated Funds	\$1,267,917	12.5	\$1,492,490	14.5	\$1,522,765	14.5	\$1,522,765	14.5	\$1,522,765	14.5
Federal Funds	\$0	0.0	\$0	0.0	\$0	6.0	\$0	6.0	\$0	6.0
SB 10-065 (Supplemental)										
Total Funds	\$0	0.0	\$431,887	6.0	N/A	N/A	N/A	N/A	N/A	N/A
General Fund	\$0		(\$14,369)	0.0	N/A	N/A	N/A	N/A	N/A	N/A
General Fund Exempt	\$0		\$0	0.0	N/A	N/A	N/A	N/A	N/A	N/A
Cash Funds	\$0		(\$648)	0.0	N/A	N/A	N/A	N/A	N/A	N/A
Cash Funds Exempt / Reappropriated Funds	\$0		(\$3,096)	0.0	N/A	N/A	N/A	N/A	N/A	N/A
Federal Funds	\$0		\$450,000	6.0	N/A	N/A	N/A	N/A	N/A	N/A
SB 09-259, HB 10-1376 (Long Bill Add-ons)										
Total Funds	\$0	0.0	(\$17,597)	0.0	N/A	N/A	N/A	N/A	N/A	N/A
General Fund	\$0		(\$1,352)	0.0	N/A	N/A	N/A	N/A	N/A	N/A
General Fund Exempt	\$0		\$0	0.0	N/A	N/A	N/A	N/A	N/A	N/A
Cash Funds	\$0		(\$6,896)	0.0	N/A	N/A	N/A	N/A	N/A	N/A
Cash Funds Exempt / Reappropriated Funds	\$0		(\$9,349)	0.0	N/A	N/A	N/A	N/A	N/A	N/A
Federal Funds	\$0		\$0	0.0	N/A	N/A	N/A	N/A	N/A	N/A
SB 08-130 Innovation Schools Act of 2008										
Total Funds	\$80,545	1.0	\$0	0.0	N/A	N/A	N/A	N/A	N/A	N/A
General Fund	\$80,545	1.0	\$0	0.0	N/A	N/A	N/A	N/A	N/A	N/A
General Fund Exempt	\$0		\$0	0.0	N/A	N/A	N/A	N/A	N/A	N/A
Cash Funds	\$0		\$0	0.0	N/A	N/A	N/A	N/A	N/A	N/A
Cash Funds Exempt / Reappropriated Funds	\$0		\$0	0.0	N/A	N/A	N/A	N/A	N/A	N/A
Federal Funds	\$0		\$0	0.0	N/A	N/A	N/A	N/A	N/A	N/A



Colorado Department of Education  
FY 2011-12 Budget Cycle  
Schedule 3

(1) MANAGEMENT AND ADMINISTRATION; (A) Administration and Centrally-Appropriated Line Items, General Department and Program Administration

	FY 2008-09		FY 2009-10		FY 2010-11		FY 2010-11		FY 2011-12	
	Actuals	FTE	Actuals	FTE	Appropriated	FTE	Estimate	FTE	Request	FTE
<b>Total Appropriation</b>										
<b>Total Funds</b>	\$3,619,883	40.9	\$4,169,850	48.0	\$3,728,582	48.0	\$3,728,582	48.0	\$3,728,582	48.0
<b>General Fund</b>	\$2,253,857	26.9	\$2,147,571	26.0	\$2,112,245	26.0	\$2,112,245	26.0	\$2,112,245	26.0
<b>General Fund Exempt</b>	\$0	0.0	\$0	0.0	\$0	0.0	\$0	0.0	\$0	0.0
<b>Cash Funds</b>	\$98,109	1.5	\$92,234	1.5	\$93,572	1.5	\$93,572	1.5	\$93,572	1.5
<b>Cash Funds Exempt / Reappropriated Funds</b>	\$1,267,917	12.5	\$1,480,045	14.5	\$1,522,765	14.5	\$1,522,765	14.5	\$1,522,765	14.5
<b>Federal Funds</b>	\$0	0.0	\$450,000	6.0	\$0	6.0	\$0	6.0	\$0	6.0

POTS Expenditures / Allocation

Total Funds	\$231,193	0.0	\$212,925	0.0	N/A	\$519,131	0.0	N/A
General Fund	\$139,163		\$159,818		N/A	\$268,269		N/A
General Fund Exempt	\$0		\$0		N/A			N/A
Cash Funds	\$11,220		\$11,635		N/A	\$9,869		N/A
Cash Funds Exempt / Reappropriated Funds	\$80,810		\$41,472		N/A	\$240,993		N/A
Federal Funds	\$0		\$0		N/A	\$0		N/A

SB10-146 Annualization - Modify Contributions to PERA

Total Funds	N/A	N/A	N/A	N/A	N/A	N/A	N/A	\$69,965	0.0
General Fund	N/A		N/A		N/A		N/A	\$46,178	
General Fund Exempt	N/A		N/A		N/A		N/A	\$0	
Cash Funds	N/A		N/A		N/A		N/A	\$2,027	
Cash Funds Exempt / Reappropriated Funds	N/A		N/A		N/A		N/A	\$21,760	
Federal Funds	N/A		N/A		N/A		N/A	\$0	

Supplemental - 1% Across the Board Personal Services Reduction

Total Funds	\$0		\$0		N/A	N/A	(\$19,482)	0.0	\$0
General Fund	\$0		\$0		N/A		(\$19,482)		\$0
General Fund Exempt	\$0		\$0		N/A		\$0		\$0
Cash Funds	\$0		\$0		N/A		\$0		\$0
Cash Funds Exempt / Reappropriated Funds	\$0		\$0		N/A		\$0		\$0
Federal Funds	\$0		\$0		N/A		\$0		\$0

Colorado Department of Education  
 FY 2011-12 Budget Cycle  
 Schedule 3

(1) MANAGEMENT AND ADMINISTRATION; (A) Administration and Centrally-Appropriated Line Items, General Department and Program Administration

	FY 2008-09		FY 2009-10		FY 2010-11		FY 2010-11		FY 2011-12	
	Actuals	FTE	Actuals	FTE	Appropriated	FTE	Estimate	FTE	Request	FTE
Roll Forward										
Total Funds	\$0	0.0	\$12,598	0.0	\$0	0.0	\$0	0.0	\$0	0.0
General Fund	\$0		\$12,598		\$0		\$0		\$0	
General Fund Exempt	\$0		\$0		\$0		\$0		\$0	
Cash Funds	\$0		\$0		\$0		\$0		\$0	
Cash Funds Exempt / Reappropriated Funds	\$0		\$0		\$0		\$0		\$0	
Federal Funds	\$0		\$0		\$0		\$0		\$0	

Restrict Federal Funds

Total Funds	\$0	0.0	(\$450,000)	(6.0)	\$0	0.0	\$0	0.0	\$0	0.0
General Fund	\$0		\$0	0.0	\$0		\$0		\$0	
General Fund Exempt	\$0		\$0	0.0	\$0		\$0		\$0	
Cash Funds	\$0		\$0	0.0	\$0		\$0		\$0	
Cash Funds Exempt / Reappropriated Funds	\$0		\$0	0.0	\$0		\$0		\$0	
Federal Funds	\$0		(\$450,000)	(6.0)	\$0		\$0		\$0	

DI - 03 Increased Spending Authority for the GED Self-funded Program

Total Funds	N/A	N/A	N/A	N/A	N/A	N/A	N/A	N/A	\$74,997	1.0
General Fund	N/A		N/A		N/A		N/A		\$0	0.0
General Fund Exempt	N/A		N/A		N/A		N/A		\$0	0.0
Cash Funds	N/A		N/A		N/A		N/A		\$74,997	1.0
Cash Funds Exempt / Reappropriated Funds	N/A		N/A		N/A		N/A		\$0	0.0
Federal Funds	N/A		N/A		N/A		N/A		\$0	0.0

DI - NP Statewide PERA Adjustment

Total Funds	N/A	N/A	N/A	N/A	N/A	N/A	N/A	N/A	(\$67,991)	0.0
General Fund	N/A		N/A		N/A		N/A		(\$41,762)	
General Fund Exempt	N/A		N/A		N/A		N/A		\$0	
Cash Funds	N/A		N/A		N/A		N/A		(\$1,557)	
Cash Funds Exempt / Reappropriated Funds	N/A		N/A		N/A		N/A		(\$24,672)	
Federal Funds	N/A		N/A		N/A		N/A		\$0	

Colorado Department of Education  
 FY 2011-12 Budget Cycle  
 Schedule 3

(1) MANAGEMENT AND ADMINISTRATION; (A) Administration and Centrally-Appropriated Line Items, General Department and Program Administration

	FY 2008-09		FY 2009-10		FY 2010-11		FY 2010-11		FY 2011-12	
	Actuals	FTE	Actuals	FTE	Appropriated	FTE	Estimate	FTE	Request	FTE
DI - NP Printing of Statewide Warrants and Mainframe Documents										
Total Funds	N/A	N/A	N/A	N/A	N/A	N/A	N/A	N/A	\$2,056	0.0
General Fund	N/A		N/A		N/A		N/A		\$2,056	
General Fund Exempt	N/A		N/A		N/A		N/A		\$0	
Cash Funds	N/A		N/A		N/A		N/A		\$0	
Cash Funds Exempt / Reappropriated Funds	N/A		N/A		N/A		N/A		\$0	
Federal Funds	N/A		N/A		N/A		N/A		\$0	

DI - NP 2% Across the Board Personal Services Reduction

Total Funds	N/A	N/A	N/A	N/A	N/A	N/A	N/A	N/A	(\$39,779)	0.0
General Fund	N/A		N/A		N/A		N/A		(\$39,779)	
General Fund Exempt	N/A		N/A		N/A		N/A		\$0	
Cash Funds	N/A		N/A		N/A		N/A		\$0	
Cash Funds Exempt / Reappropriated Funds	N/A		N/A		N/A		N/A		\$0	
Federal Funds	N/A		N/A		N/A		N/A		\$0	

**Total Spending Authority / Request**

<b>Total Funds</b>	<b>\$3,851,076</b>	<b>40.9</b>	<b>\$3,945,373</b>	<b>42.0</b>	<b>\$3,728,582</b>	<b>48.0</b>	<b>\$4,228,231</b>	<b>48.0</b>	<b>\$3,767,830</b>	<b>49.0</b>
<b>General Fund</b>	<b>\$2,393,020</b>	<b>26.9</b>	<b>\$2,319,987</b>	<b>26.0</b>	<b>\$2,112,245</b>	<b>26.0</b>	<b>\$2,361,032</b>	<b>26.0</b>	<b>\$2,078,938</b>	<b>26.0</b>
<b>General Fund Exempt</b>	<b>\$0</b>		<b>\$0</b>	<b>0.0</b>	<b>\$0</b>	<b>0.0</b>	<b>\$0</b>	<b>0.0</b>	<b>\$0</b>	<b>0.0</b>
<b>Cash Funds</b>	<b>\$109,329</b>	<b>1.5</b>	<b>\$103,869</b>	<b>1.5</b>	<b>\$93,572</b>	<b>1.5</b>	<b>\$103,441</b>	<b>1.5</b>	<b>\$169,039</b>	<b>2.5</b>
<b>Cash Funds Exempt / Reappropriated Funds</b>	<b>\$1,348,727</b>	<b>12.5</b>	<b>\$1,521,517</b>	<b>14.5</b>	<b>\$1,522,765</b>	<b>14.5</b>	<b>\$1,763,758</b>	<b>14.5</b>	<b>\$1,519,853</b>	<b>14.5</b>
<b>Federal Funds</b>	<b>\$0</b>		<b>\$0</b>	<b>0.0</b>	<b>\$0</b>	<b>6.0</b>	<b>\$0</b>	<b>6.0</b>	<b>\$0</b>	<b>6.0</b>

Colorado Department of Education  
 FY 2011-12 Budget Cycle  
 Schedule 3

(1) MANAGEMENT AND ADMINISTRATION; (A) Administration and Centrally-Appropriated Line Items, General Department and Program Administration

	FY 2008-09		FY 2009-10		FY 2010-11		FY 2010-11		FY 2011-12	
	Actuals	FTE	Actuals	FTE	Appropriated	FTE	Estimate	FTE	Request	FTE
<b>Expenditures</b>										
Total Funds	\$3,757,933	35.6	\$3,765,214	35.2	N/A	N/A	N/A	N/A	N/A	N/A
General Fund	\$2,299,877	21.6	\$2,319,987	19.2	N/A		N/A		N/A	
General Fund Exempt	\$0		\$0	0.0	N/A		N/A		N/A	
Cash Funds	\$109,329	1.5	\$103,868	1.5	N/A		N/A		N/A	
Cash Funds Exempt / Reappropriated Funds	\$1,348,727	12.5	\$1,341,359	14.5	N/A		N/A		N/A	
Federal Funds	\$0	0.0	\$0	0.0	N/A		N/A		N/A	
<b>Under/(Over) Expenditures</b>										
Total Funds	\$93,143	5.3	\$180,159	6.8	N/A	N/A	N/A	N/A	N/A	N/A
General Fund	\$93,143	5.3	\$0	6.8	N/A		N/A		N/A	
General Fund Exempt	\$0		\$0	0.0	N/A		N/A		N/A	
Cash Funds	\$0	0.0	\$1	0.0	N/A		N/A		N/A	
Cash Funds Exempt / Reappropriated Funds	\$0	0.0	\$180,158	0.0	N/A		N/A		N/A	
Federal Funds	\$0		\$0	0.0	N/A		N/A		N/A	

Colorado Department of Education  
FY 2011-12 Budget Cycle  
Schedule 3

(1) MANAGEMENT AND ADMINISTRATION; (A) Administration and Centrally-Appropriated Line Items, Office of Professional Services

	FY 2008-09		FY 2009-10		FY 2010-11		FY 2010-11		FY 2011-12	
	Actuals	FTE	Actuals	FTE	Appropriated	FTE	Estimate	FTE	Request	FTE
HB 08-1375, SB 09-259, HB 10-1376 Prior Year Appropriation (Long Bill)										
Total Funds	\$1,635,963	19.0	\$1,849,273	23.0	\$1,860,700	23.0	\$1,860,700	23.0	\$1,860,700	23.0
General Fund	\$0		\$0	0.0	\$0	0.0	\$0		\$0	
General Fund Exempt	\$0		\$0	0.0	\$0	0.0	\$0		\$0	
Cash Funds	\$1,635,963	19.0	\$1,849,273	23.0	\$1,860,700	23.0	\$1,860,700	23.0	\$1,860,700	23.0
Cash Funds Exempt / Reappropriated Funds	\$0		\$0	0.0	\$0	0.0	\$0		\$0	
Federal Funds	\$0		\$0	0.0	\$0	0.0	\$0		\$0	

SB 08-017 concerning Credentialing for Occupation Teachers

Total Funds	\$45,380	1.0	\$0	0.0	\$0	0.0	N/A	N/A	N/A	N/A
General Fund	\$0		\$0	0.0	\$0	0.0	N/A	N/A	N/A	N/A
General Fund Exempt	\$0		\$0	0.0	\$0	0.0	N/A	N/A	N/A	N/A
Cash Funds	\$45,380	1.0	\$0	0.0	\$0	0.0	N/A	N/A	N/A	N/A
Cash Funds Exempt / Reappropriated Funds	\$0		\$0	0.0	\$0	0.0	N/A	N/A	N/A	N/A
Federal Funds	\$0		\$0	0.0	\$0	0.0	N/A	N/A	N/A	N/A

SB 09-185, HB 10-065 Concerning Supplemental Appropriation

Total Funds	\$46,239	0.8	\$3,036,406	0.0	N/A	N/A	N/A	N/A	N/A	N/A
General Fund	\$0		\$0	0.0	N/A	N/A	N/A	N/A	N/A	N/A
General Fund Exempt	\$0		\$0	0.0	N/A	N/A	N/A	N/A	N/A	N/A
Cash Funds	\$46,239	0.8	(\$135)	0.0	N/A	N/A	N/A	N/A	N/A	N/A
Cash Funds Exempt / Reappropriated Funds	\$0		\$0	0.0	N/A	N/A	N/A	N/A	N/A	N/A
Federal Funds	\$0		\$3,036,541	0.0	N/A	N/A	N/A	N/A	N/A	N/A

SB 09-160 Alternative Teacher Program and Licensure

Total Funds	\$0	0.0	\$5,500	0.0	\$0	0.0	N/A	N/A	N/A	N/A
General Fund	\$0		\$0	0.0	\$0	0.0	N/A	N/A	N/A	N/A
General Fund Exempt	\$0		\$0	0.0	\$0	0.0	N/A	N/A	N/A	N/A
Cash Funds	\$0	0.0	\$5,500	0.0	\$0	0.0	N/A	N/A	N/A	N/A
Cash Funds Exempt / Reappropriated Funds	\$0		\$0	0.0	\$0	0.0	N/A	N/A	N/A	N/A
Federal Funds	\$0		\$0	0.0	\$0	0.0	N/A	N/A	N/A	N/A

Colorado Department of Education  
 FY 2011-12 Budget Cycle  
 Schedule 3

(1) MANAGEMENT AND ADMINISTRATION; (A) Administration and Centrally-Appropriated Line Items, Office of Professional Services

	FY 2008-09		FY 2009-10		FY 2010-11		FY 2010-11		FY 2011-12	
	Actuals	FTE	Actuals	FTE	Appropriated	FTE	Estimate	FTE	Request	FTE
<b>Total Appropriation</b>										
<b>Total Funds</b>	\$1,727,582	20.8	\$4,891,179	23.0	\$1,860,700	23.0	\$1,860,700	23.0	\$1,860,700	23.0
General Fund	\$0		\$0	0.0	\$0	0.0	\$0	0.0	\$0	0.0
General Fund Exempt	\$0		\$0	0.0	\$0	0.0	\$0	0.0	\$0	0.0
Cash Funds	\$1,727,582	20.8	\$1,854,638	23.0	\$1,860,700	23.0	\$1,860,700	23.0	\$1,860,700	23.0
Cash Funds Exempt / Reappropriated Funds	\$0		\$0	0.0	\$0	0.0	\$0	0.0	\$0	0.0
Federal Funds	\$0		\$3,036,541	0.0	\$0	0.0	\$0	0.0	\$0	0.0

POTS Expenditures / Allocation

Total Funds	\$142,125	0.0	\$146,212	0.0	N/A	N/A	\$139,437		N/A	N/A
General Fund	\$0		\$0		N/A		\$0		N/A	
General Fund Exempt	\$0		\$0		N/A		\$0		N/A	
Cash Funds	\$142,125		\$146,212		N/A		\$139,437		N/A	
Cash Funds Exempt / Reappropriated Funds	\$0		\$0		N/A		\$0		N/A	
Federal Funds	\$0		\$0		N/A		\$0		N/A	

SB10-146 Annualization - Modify Contributions to PERA

Total Funds	N/A	N/A	N/A	N/A	N/A	N/A	N/A	N/A	\$26,267	0.0
General Fund	N/A		N/A		N/A		N/A		\$0	
General Fund Exempt	N/A		N/A		N/A		N/A		\$0	
Cash Funds	N/A		N/A		N/A		N/A		\$26,267	
Cash Funds Exempt / Reappropriated Funds	N/A		N/A		N/A		N/A		\$0	
Federal Funds	N/A		N/A		N/A		N/A		\$0	

Restrict Federal Funds

Total Funds	\$0	0.0	(\$3,036,541)	0.0	\$0	0.0	\$0	0.0	\$0	0.0
General Fund	\$0		\$0		\$0		\$0		\$0	
General Fund Exempt	\$0		\$0		\$0		\$0		\$0	
Cash Funds	\$0		\$0		\$0		\$0		\$0	
Cash Funds Exempt / Reappropriated Funds	\$0		\$0		\$0		\$0		\$0	
Federal Funds	\$0		(\$3,036,541)		\$0		\$0		\$0	

Colorado Department of Education  
FY 2011-12 Budget Cycle  
Schedule 3

(1) MANAGEMENT AND ADMINISTRATION; (A) Administration and Centrally-Appropriated Line Items, Office of Professional Services

	FY 2008-09		FY 2009-10		FY 2010-11		FY 2010-11		FY 2011-12	
	Actuals	FTE	Actuals	FTE	Appropriated	FTE	Estimate	FTE	Request	FTE

Request Year Base and Other Adjustments (see Reconciliation for details)

Total Funds	\$0	0.0	\$0	0.0	\$0	0.0	\$0	0.0	\$0	0.0
General Fund	\$0		\$0		\$0		\$0		\$0	
General Fund Exempt	\$0		\$0		\$0		\$0		\$0	
Cash Funds	\$0		\$0		\$0		\$0		\$0	
Cash Funds Exempt / Reappropriated Funds	\$0		\$0		\$0		\$0		\$0	
Federal Funds	\$0		\$0		\$0		\$0		\$0	

DI - NP Statewide PERA Adjustment

Total Funds	N/A	N/A	N/A	N/A	N/A	N/A	N/A	N/A	N/A	N/A	(\$27,100)	0.0
General Fund	N/A		N/A		N/A		N/A		N/A		\$0	
General Fund Exempt	N/A		N/A		N/A		N/A		N/A		\$0	
Cash Funds	N/A		N/A		N/A		N/A		N/A		(\$27,100)	
Cash Funds Exempt / Reappropriated Funds	N/A		N/A		N/A		N/A		N/A		\$0	
Federal Funds	N/A		N/A		N/A		N/A		N/A		\$0	

**Total Spending Authority / Request**

<b>Total Funds</b>	<b>\$1,869,707</b>	<b>20.8</b>	<b>\$2,000,850</b>	<b>23.0</b>	<b>\$1,860,700</b>	<b>23.0</b>	<b>\$2,000,137</b>	<b>23.0</b>	<b>\$1,859,867</b>	<b>23.0</b>
<b>General Fund</b>	<b>\$0</b>		<b>\$0</b>	<b>0.0</b>	<b>\$0</b>	<b>0.0</b>	<b>\$0</b>	<b>0.0</b>	<b>\$0</b>	<b>0.0</b>
<b>General Fund Exempt</b>	<b>\$0</b>		<b>\$0</b>	<b>0.0</b>	<b>\$0</b>	<b>0.0</b>	<b>\$0</b>	<b>0.0</b>	<b>\$0</b>	<b>0.0</b>
<b>Cash Funds</b>	<b>\$1,869,707</b>	<b>20.8</b>	<b>\$2,000,850</b>	<b>23.0</b>	<b>\$1,860,700</b>	<b>23.0</b>	<b>\$2,000,137</b>	<b>23.0</b>	<b>\$1,859,867</b>	<b>23.0</b>
<b>Cash Funds Exempt / Reappropriated Funds</b>	<b>\$0</b>		<b>\$0</b>	<b>0.0</b>	<b>\$0</b>	<b>0.0</b>	<b>\$0</b>	<b>0.0</b>	<b>\$0</b>	<b>0.0</b>
<b>Federal Funds</b>	<b>\$0</b>		<b>\$0</b>	<b>0.0</b>	<b>\$0</b>	<b>0.0</b>	<b>\$0</b>	<b>0.0</b>	<b>\$0</b>	<b>0.0</b>

Colorado Department of Education  
 FY 2011-12 Budget Cycle  
 Schedule 3

(1) MANAGEMENT AND ADMINISTRATION; (A) Administration and Centrally-Appropriated Line Items, Office of Professional Services

	FY 2008-09		FY 2009-10		FY 2010-11		FY 2010-11		FY 2011-12	
	Actuals	FTE	Actuals	FTE	Appropriated	FTE	Estimate	FTE	Request	FTE
<b>Expenditures</b>										
Total Funds	\$1,853,699	19.9	\$1,911,654	22.2	N/A	N/A	N/A	N/A	N/A	N/A
General Fund	\$0		\$0	0.0	N/A		N/A		N/A	
General Fund Exempt	\$0		\$0	0.0	N/A		N/A		N/A	
Cash Funds	\$1,853,699	19.9	\$1,911,654	22.2	N/A		N/A		N/A	
Cash Funds Exempt / Reappropriated Funds	\$0		\$0	0.0	N/A		N/A		N/A	
Federal Funds	\$0		\$0	0.0	N/A		N/A		N/A	
<b>Under/(Over) Expenditures</b>										
Total Funds	\$16,008	0.9	\$89,196	0.8	N/A	N/A	N/A	N/A	N/A	N/A
General Fund	\$0		\$0	0.0	N/A		N/A		N/A	
General Fund Exempt	\$0		\$0	0.0	N/A		N/A		N/A	
Cash Funds	\$16,008	0.9	\$89,196	0.8	N/A		N/A		N/A	
Cash Funds Exempt / Reappropriated Funds	\$0		\$0	0.0	N/A		N/A		N/A	
Federal Funds	\$0		\$0	0.0	N/A		N/A		N/A	



Colorado Department of Education  
 FY 2011-12 Budget Cycle  
 Schedule 3

(1) MANAGEMENT AND ADMINISTRATION; (A) Administration and Centrally-Appropriated Line Items, Teaching and Learning Conditions Survey

	FY 2008-09		FY 2009-10		FY 2010-11		FY 2010-11		FY 2011-12	
	Actuals	FTE	Actuals	FTE	Appropriated	FTE	Estimate	FTE	Request	FTE

HB 08-1375, SB 09-259, HB 10-1376 Prior Year Appropriation (Long Bill)

Total Funds	\$0	0.0	\$0	0.0	\$0	0.0	\$0	0.0	\$0	0.0
General Fund	\$0		\$0		\$0		\$0		\$0	
General Fund Exempt	\$0		\$0		\$0		\$0		\$0	
Cash Funds	\$0		\$0		\$0		\$0		\$0	
Cash Funds Exempt / Reappropriated Funds	\$0		\$0		\$0		\$0		\$0	
Federal Funds	\$0		\$0		\$0		\$0		\$0	

HB 08-1384 Retention of Qualified Educators

Total Funds	\$85,000	0.0	\$0	0.0	\$0	0.0	N/A	N/A	N/A	N/A
General Fund	\$0		\$0		\$0		N/A		N/A	
General Fund Exempt	\$0		\$0		\$0		N/A		N/A	
Cash Funds	\$85,000		\$0		\$0		N/A		N/A	
Cash Funds Exempt / Reappropriated Funds	\$0		\$0		\$0		N/A		N/A	
Federal Funds	\$0		\$0		\$0		N/A		N/A	

**Total Appropriation**

<b>Total Funds</b>	<b>\$85,000</b>	<b>0.0</b>	<b>\$0</b>	<b>0.0</b>	<b>\$0</b>	<b>0.0</b>	<b>\$0</b>	<b>0.0</b>	<b>\$0</b>	<b>0.0</b>
<b>General Fund</b>	<b>\$0</b>		<b>\$0</b>		<b>\$0</b>		<b>\$0</b>		<b>\$0</b>	
<b>General Fund Exempt</b>	<b>\$0</b>		<b>\$0</b>		<b>\$0</b>		<b>\$0</b>		<b>\$0</b>	
<b>Cash Funds</b>	<b>\$85,000</b>	<b>0.0</b>	<b>\$0</b>		<b>\$0</b>		<b>\$0</b>		<b>\$0</b>	
<b>Cash Funds Exempt / Reappropriated Funds</b>	<b>\$0</b>		<b>\$0</b>		<b>\$0</b>		<b>\$0</b>		<b>\$0</b>	
<b>Federal Funds</b>	<b>\$0</b>		<b>\$0</b>		<b>\$0</b>		<b>\$0</b>		<b>\$0</b>	

**Total Spending Authority / Request**

<b>Total Funds</b>	<b>\$85,000</b>	<b>0.0</b>	<b>\$0</b>	<b>0.0</b>	<b>\$0</b>	<b>0.0</b>	<b>\$0</b>	<b>0.0</b>	<b>\$0</b>	<b>0.0</b>
<b>General Fund</b>	<b>\$0</b>		<b>\$0</b>		<b>\$0</b>		<b>\$0</b>		<b>\$0</b>	
<b>General Fund Exempt</b>	<b>\$0</b>		<b>\$0</b>		<b>\$0</b>		<b>\$0</b>		<b>\$0</b>	
<b>Cash Funds</b>	<b>\$85,000</b>	<b>0.0</b>	<b>\$0</b>		<b>\$0</b>		<b>\$0</b>		<b>\$0</b>	
<b>Cash Funds Exempt / Reappropriated Funds</b>	<b>\$0</b>		<b>\$0</b>		<b>\$0</b>		<b>\$0</b>		<b>\$0</b>	
<b>Federal Funds</b>	<b>\$0</b>		<b>\$0</b>		<b>\$0</b>		<b>\$0</b>		<b>\$0</b>	

Colorado Department of Education  
 FY 2011-12 Budget Cycle  
 Schedule 3

(1) MANAGEMENT AND ADMINISTRATION; (A) Administration and Centrally-Appropriated Line Items, Teaching and Learning Conditions Survey

	FY 2008-09		FY 2009-10		FY 2010-11		FY 2010-11		FY 2011-12	
	Actuals	FTE	Actuals	FTE	Appropriated	FTE	Estimate	FTE	Request	FTE
<b>Expenditures</b>										
Total Funds	\$0	0.0	\$0	0.0	N/A	N/A	N/A	N/A	N/A	N/A
General Fund	\$0		\$0		N/A		N/A		N/A	
General Fund Exempt	\$0		\$0		N/A		N/A		N/A	
Cash Funds	\$0		\$0		N/A		N/A		N/A	
Cash Funds Exempt / Reappropriated Funds	\$0		\$0		N/A		N/A		N/A	
Federal Funds	\$0		\$0		N/A		N/A		N/A	
<b>Under/(Over) Expenditures</b>										
Total Funds	\$85,000	0.0	\$0	0.0	N/A	N/A	N/A	N/A	N/A	N/A
General Fund	\$0		\$0		N/A		N/A		N/A	
General Fund Exempt	\$0		\$0		N/A		N/A		N/A	
Cash Funds	\$85,000		\$0		N/A		N/A		N/A	
Cash Funds Exempt / Reappropriated Funds	\$0		\$0		N/A		N/A		N/A	
Federal Funds	\$0		\$0		N/A		N/A		N/A	

Colorado Department of Education  
FY 2011-12 Budget Cycle  
Schedule 3

(1) MANAGEMENT AND ADMINISTRATION; (A) Administration and Centrally-Appropriated Line Items, Division of On-line Learning

	FY 2008-09		FY 2009-10		FY 2010-11		FY 2010-11		FY 2011-12	
	Actuals	FTE	Actuals	FTE	Appropriated	FTE	Estimate	FTE	Request	FTE

HB 08-1375, SB 09-259, HB 10-1376 Prior Year Appropriation (Long Bill)

Total Funds	\$376,817	3.5	\$376,817	3.5	\$371,720	3.5	\$371,720	3.5	\$371,720	3.5
General Fund	\$0		\$0	0.0	\$0	0.0	\$0	0.0	\$0	0.0
General Fund Exempt	\$0		\$0	0.0	\$0	0.0	\$0	0.0	\$0	0.0
Cash Funds	\$376,817	3.5	\$376,817	3.5	\$371,720	3.5	\$371,720	3.5	\$371,720	3.5
Cash Funds Exempt / Reappropriated Funds	\$0		\$0	0.0	\$0	0.0	\$0	0.0	\$0	0.0
Federal Funds	\$0		\$0	0.0	\$0	0.0	\$0	0.0	\$0	0.0

SB 10-065 (Supplemental)

Total Funds	\$0	0.0	(\$6,273)	0.0	N/A	N/A	N/A	N/A	N/A	N/A
General Fund	\$0		\$0	0.0	N/A	N/A	N/A	N/A	N/A	N/A
General Fund Exempt	\$0		\$0	0.0	N/A	N/A	N/A	N/A	N/A	N/A
Cash Funds	\$0		(\$6,273)	0.0	N/A	N/A	N/A	N/A	N/A	N/A
Cash Funds Exempt / Reappropriated Funds	\$0		\$0	0.0	N/A	N/A	N/A	N/A	N/A	N/A
Federal Funds	\$0		\$0	0.0	N/A	N/A	N/A	N/A	N/A	N/A

**Total Appropriation**

<b>Total Funds</b>	<b>\$376,817</b>	<b>3.5</b>	<b>\$370,544</b>	<b>3.5</b>	<b>\$371,720</b>	<b>3.5</b>	<b>\$371,720</b>	<b>3.5</b>	<b>\$371,720</b>	<b>3.5</b>
<b>General Fund</b>	<b>\$0</b>		<b>\$0</b>	<b>0.0</b>	<b>\$0</b>	<b>0.0</b>	<b>\$0</b>	<b>0.0</b>	<b>\$0</b>	<b>0.0</b>
<b>General Fund Exempt</b>	<b>\$0</b>		<b>\$0</b>	<b>0.0</b>	<b>\$0</b>	<b>0.0</b>	<b>\$0</b>	<b>0.0</b>	<b>\$0</b>	<b>0.0</b>
<b>Cash Funds</b>	<b>\$376,817</b>	<b>3.5</b>	<b>\$370,544</b>	<b>3.5</b>	<b>\$371,720</b>	<b>3.5</b>	<b>\$371,720</b>	<b>3.5</b>	<b>\$371,720</b>	<b>3.5</b>
<b>Cash Funds Exempt / Reappropriated Funds</b>	<b>\$0</b>		<b>\$0</b>	<b>0.0</b>	<b>\$0</b>	<b>0.0</b>	<b>\$0</b>	<b>0.0</b>	<b>\$0</b>	<b>0.0</b>
<b>Federal Funds</b>	<b>\$0</b>		<b>\$0</b>	<b>0.0</b>	<b>\$0</b>	<b>0.0</b>	<b>\$0</b>	<b>0.0</b>	<b>\$0</b>	<b>0.0</b>

SB10-146 Annualization - Modify Contributions to PERA

Total Funds	N/A	N/A	N/A	N/A	N/A	N/A	N/A	N/A	\$5,097	0.0
General Fund	N/A		N/A		N/A		N/A		\$0	
General Fund Exempt	N/A		N/A		N/A		N/A		\$0	
Cash Funds	N/A		N/A		N/A		N/A		\$5,097	
Cash Funds Exempt / Reappropriated Funds	N/A		N/A		N/A		N/A		\$0	
Federal Funds	N/A		N/A		N/A		N/A		\$0	

Colorado Department of Education  
 FY 2011-12 Budget Cycle  
 Schedule 3

(1) MANAGEMENT AND ADMINISTRATION; (A) Administration and Centrally-Appropriated Line Items, Division of On-line Learning

	FY 2008-09		FY 2009-10		FY 2010-11		FY 2010-11		FY 2011-12	
	Actuals	FTE	Actuals	FTE	Appropriated	FTE	Estimate	FTE	Request	FTE
DI - NP Statewide PERA Adjustment										
Total Funds	N/A	N/A	N/A	N/A	N/A	N/A	N/A	N/A	(\$3,200)	0.0
General Fund	N/A		N/A		N/A		N/A		\$0	
General Fund Exempt	N/A		N/A		N/A		N/A		\$0	
Cash Funds	N/A		N/A		N/A		N/A		(\$3,200)	
Cash Funds Exempt / Reappropriated Funds	N/A		N/A		N/A		N/A		\$0	
Federal Funds	N/A		N/A		N/A		N/A		\$0	

**Total Spending Authority / Request**

<b>Total Funds</b>	<b>\$376,817</b>	<b>3.5</b>	<b>\$370,544</b>	<b>3.5</b>	<b>\$371,720</b>	<b>3.5</b>	<b>\$371,720</b>	<b>3.5</b>	<b>\$373,617</b>	<b>3.5</b>
General Fund	\$0		\$0	0.0	\$0	0.0	\$0	0.0	\$0	0.0
General Fund Exempt	\$0		\$0	0.0	\$0	0.0	\$0	0.0	\$0	0.0
Cash Funds	\$376,817	3.5	\$370,544	3.5	\$371,720	3.5	\$371,720	3.5	\$373,617	3.5
Cash Funds Exempt / Reappropriated Funds	\$0		\$0	0.0	\$0	0.0	\$0	0.0	\$0	0.0
Federal Funds	\$0		\$0	0.0	\$0	0.0	\$0	0.0	\$0	0.0

**Expenditures**

Total Funds	\$310,698	3.2	\$238,574	2.5	N/A	N/A	N/A	N/A	N/A	N/A
General Fund	\$0		\$0	0.0	N/A	N/A	N/A	N/A	N/A	N/A
General Fund Exempt	\$0		\$0	0.0	N/A	N/A	N/A	N/A	N/A	N/A
Cash Funds	\$310,698	3.2	\$238,574	2.5	N/A	N/A	N/A	N/A	N/A	N/A
Cash Funds Exempt / Reappropriated Funds	\$0		\$0	0.0	N/A	N/A	N/A	N/A	N/A	N/A
Federal Funds	\$0		\$0	0.0	N/A	N/A	N/A	N/A	N/A	N/A

**Under/(Over) Expenditures**

<b>Total Funds</b>	<b>\$66,119</b>	<b>0.3</b>	<b>\$131,970</b>	<b>1.0</b>	<b>N/A</b>	<b>N/A</b>	<b>N/A</b>	<b>N/A</b>	<b>N/A</b>	<b>N/A</b>
General Fund	\$0		\$0	0.0	N/A	N/A	N/A	N/A	N/A	N/A
General Fund Exempt	\$0		\$0	0.0	N/A	N/A	N/A	N/A	N/A	N/A
Cash Funds	\$66,119	0.3	\$131,970	1.0	N/A	N/A	N/A	N/A	N/A	N/A
Cash Funds Exempt / Reappropriated Funds	\$0		\$0	0.0	N/A	N/A	N/A	N/A	N/A	N/A
Federal Funds	\$0		\$0	0.0	N/A	N/A	N/A	N/A	N/A	N/A

Colorado Department of Education  
 FY 2011-12 Budget Cycle  
 Schedule 3

(1) MANAGEMENT AND ADMINISTRATION; (A) Administration and Centrally-Appropriated Line Items, Health, Life, and Dental

	FY 2008-09		FY 2009-10		FY 2010-11		FY 2010-11		FY 2011-12	
	Actuals	FTE	Actuals	FTE	Appropriated	FTE	Estimate	FTE	Request	FTE
HB 08-1375, SB 09-259, HB 10-1376 Prior Year Appropriation (Long Bill)										
Total Funds	\$2,493,798	0.0	\$2,661,462	0.0	\$2,902,393	0.0	\$2,902,393	0.0	\$2,902,393	0.0
General Fund	\$1,353,923		\$1,444,951		\$1,379,708		\$1,379,708		\$1,379,708	
General Fund Exempt	\$0		\$0		\$0		\$0		\$0	
Cash Funds	\$78,978		\$84,288		\$209,927		\$209,927		\$209,927	
Cash Funds Exempt / Reappropriated Funds	\$181,181		\$193,362		\$323,487		\$323,487		\$323,487	
Federal Funds	\$879,716		\$938,861		\$989,271		\$989,271		\$989,271	

**Total Appropriation**

<b>Total Funds</b>	<b>\$2,493,798</b>	<b>0.0</b>	<b>\$2,661,462</b>	<b>0.0</b>	<b>\$2,902,393</b>	<b>0.0</b>	<b>\$2,902,393</b>	<b>0.0</b>	<b>\$2,902,393</b>	<b>0.0</b>
<b>General Fund</b>	<b>\$1,353,923</b>		<b>\$1,444,951</b>		<b>\$1,379,708</b>		<b>\$1,379,708</b>		<b>\$1,379,708</b>	
<b>General Fund Exempt</b>	<b>\$0</b>		<b>\$0</b>		<b>\$0</b>		<b>\$0</b>		<b>\$0</b>	
<b>Cash Funds</b>	<b>\$78,978</b>		<b>\$84,288</b>		<b>\$209,927</b>		<b>\$209,927</b>		<b>\$209,927</b>	
<b>Cash Funds Exempt / Reappropriated Funds</b>	<b>\$181,181</b>		<b>\$193,362</b>		<b>\$323,487</b>		<b>\$323,487</b>		<b>\$323,487</b>	
<b>Federal Funds</b>	<b>\$879,716</b>		<b>\$938,861</b>		<b>\$989,271</b>		<b>\$989,271</b>		<b>\$989,271</b>	

POTS Expenditures / Allocation

Total Funds	(\$1,443,373)		(\$1,703,602)	0.0	N/A	N/A	(\$2,902,393)	0.0	N/A	N/A
General Fund	(\$1,226,239)		(\$1,432,921)		N/A		(\$1,379,708)		N/A	
General Fund Exempt	\$0		\$0		N/A		\$0		N/A	
Cash Funds	(\$78,978)		(\$84,288)		N/A		(\$209,927)		N/A	
Cash Funds Exempt / Reappropriated Funds	(\$138,156)		(\$186,393)		N/A		(\$323,487)		N/A	
Federal Funds	\$0		\$0		N/A		(\$989,271)		N/A	

Restricted Federal Funds

Total Funds	(\$879,716)		(\$938,861)	0.0	N/A	N/A	\$0	0.0	N/A	N/A
General Fund	\$0		\$0		N/A		\$0		N/A	
General Fund Exempt	\$0		\$0		N/A		\$0		N/A	
Cash Funds	\$0		\$0		N/A		\$0		N/A	
Cash Funds Exempt / Reappropriated Funds	\$0		\$0		N/A		\$0		N/A	
Federal Funds	(\$879,716)		(\$938,861)		N/A		\$0		N/A	

Colorado Department of Education  
 FY 2011-12 Budget Cycle  
 Schedule 3

(1) MANAGEMENT AND ADMINISTRATION; (A) Administration and Centrally-Appropriated Line Items, Health, Life, and Dental

	FY 2008-09		FY 2009-10		FY 2010-11		FY 2010-11		FY 2011-12	
	Actuals	FTE	Actuals	FTE	Appropriated	FTE	Estimate	FTE	Request	FTE

**Total Compensation Change (9/10/10 Update)**

Total Funds	N/A	N/A	N/A	N/A	\$0	0.0	\$0	0.0	\$237,809	0.0
General Fund	N/A		N/A		\$0		\$0		\$94,917	
General Fund Exempt	N/A		N/A		\$0		\$0		\$0	
Cash Funds	N/A		N/A		\$0		\$0		\$76,758	
Cash Funds Exempt / Reappropriated Funds	N/A		N/A		\$0		\$0		\$43,148	
Federal Funds	N/A		N/A		\$0		\$0		\$22,986	

**DI - NP Pro-Rated Benefits**

Total Funds	N/A	N/A	N/A	N/A	N/A	N/A	N/A	N/A	N/A	(\$8,314)	0.0
General Fund	N/A		N/A		N/A		N/A		N/A	(\$8,314)	
General Fund Exempt	N/A		N/A		N/A		N/A		N/A	\$0	
Cash Funds	N/A		N/A		N/A		N/A		N/A	\$0	
Cash Funds Exempt / Reappropriated Funds	N/A		N/A		N/A		N/A		N/A	\$0	
Federal Funds	N/A		N/A		N/A		N/A		N/A	\$0	

**Total Spending Authority / Request**

Total Funds	\$170,709	0.0	\$18,999	0.0	\$2,902,393	0.0	\$0	0.0	\$3,131,888	0.0
General Fund	\$127,684		\$12,030		\$1,379,708		\$0		\$1,466,311	
General Fund Exempt	\$0		\$0		\$0		\$0		\$0	
Cash Funds	\$0		\$0		\$209,927		\$0		\$286,685	
Cash Funds Exempt / Reappropriated Funds	\$43,025		\$6,969		\$323,487		\$0		\$366,635	
Federal Funds	\$0		\$0		\$989,271		\$0		\$1,012,257	

Colorado Department of Education  
 FY 2011-12 Budget Cycle  
 Schedule 3

(1) MANAGEMENT AND ADMINISTRATION; (A) Administration and Centrally-Appropriated Line Items, Health, Life, and Dental

	FY 2008-09		FY 2009-10		FY 2010-11		FY 2010-11		FY 2011-12	
	Actuals	FTE	Actuals	FTE	Appropriated	FTE	Estimate	FTE	Request	FTE
<b>Expenditures</b>										
Total Funds	\$0	0.0	\$0	0.0	N/A	N/A	N/A	N/A	N/A	N/A
General Fund	\$0		\$0		N/A		N/A		N/A	
General Fund Exempt	\$0		\$0		N/A		N/A		N/A	
Cash Funds	\$0		\$0		N/A		N/A		N/A	
Cash Funds Exempt / Reappropriated Funds	\$0		\$0		N/A		N/A		N/A	
Federal Funds	\$0		\$0		N/A		N/A		N/A	
<b>Under/(Over) Expenditures</b>										
Total Funds	\$170,709	0.0	\$18,999	0.0	N/A	N/A	N/A	N/A	N/A	N/A
General Fund	\$127,684		\$12,030		N/A		N/A		N/A	
General Fund Exempt	\$0		\$0		N/A		N/A		N/A	
Cash Funds	\$0		\$0		N/A		N/A		N/A	
Cash Funds Exempt / Reappropriated Funds	\$43,025		\$6,969		N/A		N/A		N/A	
Federal Funds	\$0		\$0		N/A		N/A		N/A	

Colorado Department of Education  
FY 2011-12 Budget Cycle  
Schedule 3

(1) MANAGEMENT AND ADMINISTRATION; (A) Administration and Centrally-Appropriated Line Items, Short-term Disability

	FY 2008-09		FY 2009-10		FY 2010-11		FY 2010-11		FY 2011-12	
	Actuals	FTE	Actuals	FTE	Appropriated	FTE	Estimate	FTE	Request	FTE
HB 08-1375, SB 09-259, HB 10-1376 Prior Year Appropriation (Long Bill)										
Total Funds	\$38,953	0.0	\$49,539	0.0	\$46,423	0.0	\$46,423	0.0	\$46,423	0.0
General Fund	\$18,917		\$22,141		\$17,910		\$17,910		\$17,910	
General Fund Exempt	\$0		\$0		\$0		\$0		\$0	
Cash Funds	\$1,259		\$3,424		\$4,290		\$4,290		\$4,290	
Cash Funds Exempt / Reappropriated Funds	\$3,711		\$4,801		\$5,745		\$5,745		\$5,745	
Federal Funds	\$15,066		\$19,173		\$18,478		\$18,478		\$18,478	

SB 10-065 (Supplemental)

Total Funds	\$0	0.0	(\$1,163)	0.0	N/A	N/A	N/A	N/A	N/A	N/A
General Fund	\$0		(\$296)		N/A		N/A		N/A	
General Fund Exempt	\$0		\$0		N/A		N/A		N/A	
Cash Funds	\$0		(\$138)		N/A		N/A		N/A	
Cash Funds Exempt / Reappropriated Funds	\$0		(\$142)		N/A		N/A		N/A	
Federal Funds	\$0		(\$587)		N/A		N/A		N/A	

**Total Appropriation**

<b>Total Funds</b>	<b>\$38,953</b>	<b>0.0</b>	<b>\$48,376</b>	<b>0.0</b>	<b>\$46,423</b>	<b>0.0</b>	<b>\$46,423</b>	<b>0.0</b>	<b>\$46,423</b>	<b>0.0</b>
<b>General Fund</b>	<b>\$18,917</b>		<b>\$21,845</b>		<b>\$17,910</b>		<b>\$17,910</b>		<b>\$17,910</b>	
<b>General Fund Exempt</b>	<b>\$0</b>		<b>\$0</b>		<b>\$0</b>		<b>\$0</b>		<b>\$0</b>	
<b>Cash Funds</b>	<b>\$1,259</b>		<b>\$3,286</b>		<b>\$4,290</b>		<b>\$4,290</b>		<b>\$4,290</b>	
<b>Cash Funds Exempt / Reappropriated Funds</b>	<b>\$3,711</b>		<b>\$4,659</b>		<b>\$5,745</b>		<b>\$5,745</b>		<b>\$5,745</b>	
<b>Federal Funds</b>	<b>\$15,066</b>		<b>\$18,586</b>		<b>\$18,478</b>		<b>\$18,478</b>		<b>\$18,478</b>	

POTS Expenditures / Allocation

Total Funds	(\$20,510)		(\$25,131)		N/A		(\$46,423)		N/A	
General Fund	(\$16,669)		(\$21,845)		N/A		(\$17,910)		N/A	
General Fund Exempt	\$0		\$0		N/A		\$0		N/A	
Cash Funds	(\$1,259)		(\$3,286)		N/A		(\$4,290)		N/A	
Cash Funds Exempt / Reappropriated Funds	(\$2,582)		\$0		N/A		(\$5,745)		N/A	
Federal Funds	\$0		\$0		N/A		(\$18,478)		N/A	



Colorado Department of Education  
 FY 2011-12 Budget Cycle  
 Schedule 3

(1) MANAGEMENT AND ADMINISTRATION; (A) Administration and Centrally-Appropriated Line Items, Short-term Disability

	FY 2008-09		FY 2009-10		FY 2010-11		FY 2010-11		FY 2011-12	
	Actuals	FTE	Actuals	FTE	Appropriated	FTE	Estimate	FTE	Request	FTE
<b>Restricted Federal Funds</b>										
Total Funds	(\$14,063)		(\$18,586)		N/A		\$0		N/A	
General Fund	\$0		\$0		N/A		\$0		N/A	
General Fund Exempt	\$0		\$0		N/A		\$0		N/A	
Cash Funds	\$0		\$0		N/A		\$0		N/A	
Cash Funds Exempt / Reappropriated Funds	\$0		\$0		N/A		\$0		N/A	
Federal Funds	(\$14,063)		(\$18,586)		N/A		\$0		N/A	
<b>Total Compensation Change (9/10/10 Update)</b>										
Total Funds	N/A	N/A	N/A	N/A	\$0	0.0	\$0	0.0	\$10,497	0.0
General Fund	N/A		N/A		\$0		\$0		\$4,838	
General Fund Exempt	N/A		N/A		\$0		\$0		\$0	
Cash Funds	N/A		N/A		\$0		\$0		\$954	
Cash Funds Exempt / Reappropriated Funds	N/A		N/A		\$0		\$0		\$2,004	
Federal Funds	N/A		N/A		\$0		\$0		\$2,701	
<b>Total Spending Authority / Request</b>										
Total Funds	\$4,380	0.0	\$4,659	0.0	\$46,423	0.0	\$0	0.0	\$56,920	0.0
General Fund	\$2,248		\$0		\$17,910		\$0		\$22,748	
General Fund Exempt	\$0		\$0		\$0		\$0		\$0	
Cash Funds	\$0		\$0		\$4,290		\$0		\$5,244	
Cash Funds Exempt / Reappropriated Funds	\$1,129		\$4,659		\$5,745		\$0		\$7,749	
Federal Funds	\$1,003		\$0		\$18,478		\$0		\$21,179	

Colorado Department of Education  
 FY 2011-12 Budget Cycle  
 Schedule 3

(1) MANAGEMENT AND ADMINISTRATION; (A) Administration and Centrally-Appropriated Line Items, Short-term Disability

	FY 2008-09		FY 2009-10		FY 2010-11		FY 2010-11		FY 2011-12	
	Actuals	FTE	Actuals	FTE	Appropriated	FTE	Estimate	FTE	Request	FTE
<b>Expenditures</b>										
Total Funds	\$0	0.0	\$0	0.0	N/A	N/A	N/A	N/A	N/A	N/A
General Fund	\$0		\$0		N/A		N/A		N/A	
General Fund Exempt	\$0		\$0		N/A		N/A		N/A	
Cash Funds	\$0		\$0		N/A		N/A		N/A	
Cash Funds Exempt / Reappropriated Funds	\$0		\$0		N/A		N/A		N/A	
Federal Funds	\$0		\$0		N/A		N/A		N/A	
<b>Under/(Over) Expenditures</b>										
Total Funds	\$4,380	0.0	\$4,659	0.0	N/A	N/A	N/A	N/A	N/A	N/A
General Fund	\$2,248		\$0		N/A		N/A		N/A	
General Fund Exempt	\$0		\$0		N/A		N/A		N/A	
Cash Funds	\$0		\$0		N/A		N/A		N/A	
Cash Funds Exempt / Reappropriated Funds	\$1,129		\$4,659		N/A		N/A		N/A	
Federal Funds	\$1,003		\$0		N/A		N/A		N/A	

Colorado Department of Education  
FY 2011-12 Budget Cycle  
Schedule 3

(1) MANAGEMENT AND ADMINISTRATION; (A) Administration and Centrally-Appropriated Line Items, S.B. 04-257 Amortization Equalization Disbursement

	FY 2008-09		FY 2009-10		FY 2010-11		FY 2010-11		FY 2011-12	
	Actuals	FTE	Actuals	FTE	Appropriated	FTE	Estimate	FTE	Request	FTE
HB 08-1375, SB 09-259, HB 10-1376 Prior Year Appropriation (Long Bill)										
Total Funds	\$481,492	0.0	\$658,751	0.0	\$714,960	0.0	\$714,960	0.0	\$714,960	0.0
General Fund	\$234,882		\$292,454		\$275,835		\$275,835		\$275,835	
General Fund Exempt	\$0		\$0		\$0		\$0		\$0	
Cash Funds	\$15,501		\$45,023		\$66,069		\$66,069		\$66,069	
Cash Funds Exempt / Reappropriated Funds	\$45,677		\$64,386		\$88,481		\$88,481		\$88,481	
Federal Funds	\$185,432		\$256,888		\$284,575		\$284,575		\$284,575	

SB 10-065 (Supplemental)

Total Funds	\$0	0.0	(\$15,295)	0.0	N/A	N/A	N/A	N/A	N/A	N/A
General Fund	\$0		(\$4,081)		N/A		N/A		N/A	
General Fund Exempt	\$0		\$0		N/A		N/A		N/A	
Cash Funds	\$0		(\$1,778)		N/A		N/A		N/A	
Cash Funds Exempt / Reappropriated Funds	\$0		(\$1,855)		N/A		N/A		N/A	
Federal Funds	\$0		(\$7,581)		N/A		N/A		N/A	

**Total Appropriation**

<b>Total Funds</b>	<b>\$481,492</b>	<b>0.0</b>	<b>\$643,456</b>	<b>0.0</b>	<b>\$714,960</b>	<b>0.0</b>	<b>\$714,960</b>	<b>0.0</b>	<b>\$714,960</b>	<b>0.0</b>
<b>General Fund</b>	<b>\$234,882</b>		<b>\$288,373</b>		<b>\$275,835</b>		<b>\$275,835</b>		<b>\$275,835</b>	
<b>General Fund Exempt</b>	<b>\$0</b>		<b>\$0</b>		<b>\$0</b>		<b>\$0</b>		<b>\$0</b>	
<b>Cash Funds</b>	<b>\$15,501</b>		<b>\$43,245</b>		<b>\$66,069</b>		<b>\$66,069</b>		<b>\$66,069</b>	
<b>Cash Funds Exempt / Reappropriated Funds</b>	<b>\$45,677</b>		<b>\$62,531</b>		<b>\$88,481</b>		<b>\$88,481</b>		<b>\$88,481</b>	
<b>Federal Funds</b>	<b>\$185,432</b>		<b>\$249,307</b>		<b>\$284,575</b>		<b>\$284,575</b>		<b>\$284,575</b>	

POTS Expenditures / Allocation

Total Funds	(\$239,814)		(\$331,618)	0.0	N/A	N/A	(\$714,960)	0.0	N/A	N/A
General Fund	(\$198,152)		(\$288,373)		N/A		(\$275,835)		N/A	
General Fund Exempt	\$0		\$0		N/A		\$0		N/A	
Cash Funds	(\$15,501)		(\$43,245)		N/A		(\$66,069)		N/A	
Cash Funds Exempt / Reappropriated Funds	(\$26,161)		\$0		N/A		(\$88,481)		N/A	
Federal Funds	\$0		\$0		N/A		(\$284,575)		N/A	

Colorado Department of Education  
 FY 2011-12 Budget Cycle  
 Schedule 3

(1) MANAGEMENT AND ADMINISTRATION; (A) Administration and Centrally-Appropriated Line Items, S.B. 04-257 Amortization Equalization Disbursement

	FY 2008-09		FY 2009-10		FY 2010-11		FY 2010-11		FY 2011-12	
	Actuals	FTE	Actuals	FTE	Appropriated	FTE	Estimate	FTE	Request	FTE
<b>Restricted Federal Funds</b>										
Total Funds	(\$185,432)		(\$249,307)	0.0	N/A		\$0	0.0	N/A	N/A
General Fund	\$0		\$0		N/A		\$0		N/A	
General Fund Exempt	\$0		\$0		N/A		\$0		N/A	
Cash Funds	\$0		\$0		N/A		\$0		N/A	
Cash Funds Exempt / Reappropriated Funds	\$0		\$0		N/A		\$0		N/A	
Federal Funds	(\$185,432)		(\$249,307)		N/A		\$0		N/A	

**Total Compensation Change (9/10/10 Update)**

Total Funds	N/A	N/A	N/A	N/A	\$0	0.0	\$0	0.0	\$185,479	0.0
General Fund	N/A		N/A		\$0		\$0		\$84,028	
General Fund Exempt	N/A		N/A		\$0		\$0		\$0	
Cash Funds	N/A		N/A		\$0		\$0		\$16,881	
Cash Funds Exempt / Reappropriated Funds	N/A		N/A		\$0		\$0		\$34,106	
Federal Funds	N/A		N/A		\$0		\$0		\$50,464	

**Total Spending Authority / Request**

Total Funds	\$56,246	0.0	\$62,531	0.0	\$714,960	0.0	\$0	0.0	\$900,439	0.0
General Fund	\$36,730		\$0		\$275,835		\$0		\$359,863	
General Fund Exempt	\$0		\$0		\$0		\$0		\$0	
Cash Funds	\$0		\$0		\$66,069		\$0		\$82,950	
Cash Funds Exempt / Reappropriated Funds	\$19,516		\$62,531		\$88,481		\$0		\$122,587	
Federal Funds	\$0		\$0		\$284,575		\$0		\$335,039	

Colorado Department of Education  
 FY 2011-12 Budget Cycle  
 Schedule 3

(1) MANAGEMENT AND ADMINISTRATION; (A) Administration and Centrally-Appropriated Line Items, S.B. 04-257 Amortization Equalization Disbursement

	FY 2008-09		FY 2009-10		FY 2010-11		FY 2010-11		FY 2011-12	
	Actuals	FTE	Actuals	FTE	Appropriated	FTE	Estimate	FTE	Request	FTE
<b>Expenditures</b>										
Total Funds	\$0	0.0	\$0	0.0	N/A	N/A	N/A	N/A	N/A	N/A
General Fund	\$0		\$0		N/A		N/A		N/A	
General Fund Exempt	\$0		\$0		N/A		N/A		N/A	
Cash Funds	\$0		\$0		N/A		N/A		N/A	
Cash Funds Exempt / Reappropriated Funds	\$0		\$0		N/A		N/A		N/A	
Federal Funds	\$0		\$0		N/A		N/A		N/A	
<b>Under/(Over) Expenditures</b>										
Total Funds	\$56,246	0.0	\$62,531	0.0	N/A	N/A	N/A	N/A	N/A	N/A
General Fund	\$36,730		\$0		N/A		N/A		N/A	
General Fund Exempt	\$0		\$0		N/A		N/A		N/A	
Cash Funds	\$0		\$0		N/A		N/A		N/A	
Cash Funds Exempt / Reappropriated Funds	\$19,516		\$62,531		N/A		N/A		N/A	
Federal Funds	\$0		\$0		N/A		N/A		N/A	

Colorado Department of Education  
FY 2011-12 Budget Cycle  
Schedule 3

(1) MANAGEMENT AND ADMINISTRATION; (A) Administration and Centrally-Appropriated Line Items, S.B. 06-235 Supplemental Amortization Equalization Disbursement

	FY 2008-09		FY 2009-10		FY 2010-11		FY 2010-11		FY 2011-12	
	Actuals	FTE	Actuals	FTE	Appropriated	FTE	Estimate	FTE	Request	FTE
HB 08-1375, SB 09-259, HB 10-1376 Prior Year Appropriation (Long Bill)										
Total Funds	\$221,066	0.0	\$408,620	0.0	\$519,325	0.0	\$519,325	0.0	\$519,325	0.0
General Fund	\$105,468		\$179,686		\$200,359		\$200,359		\$200,359	
General Fund Exempt	\$0		\$0		\$0		\$0		\$0	
Cash Funds	\$7,266		\$28,139		\$47,990		\$47,990		\$47,990	
Cash Funds Exempt / Reappropriated Funds	\$21,411		\$40,241		\$64,270		\$64,270		\$64,270	
Federal Funds	\$86,921		\$160,554		\$206,706		\$206,706		\$206,706	

SB 10-065 (Supplemental)

Total Funds	\$0	0.0	(\$9,558)	0.0	N/A	N/A	N/A	N/A	N/A	N/A
General Fund	\$0		(\$2,549)		N/A		N/A		N/A	
General Fund Exempt	\$0		\$0		N/A		N/A		N/A	
Cash Funds	\$0		(\$1,111)		N/A		N/A		N/A	
Cash Funds Exempt / Reappropriated Funds	\$0		(\$1,160)		N/A		N/A		N/A	
Federal Funds	\$0		(\$4,738)		N/A		N/A		N/A	

**Total Appropriation**

<b>Total Funds</b>	<b>\$221,066</b>	<b>0.0</b>	<b>\$399,062</b>	<b>0.0</b>	<b>\$519,325</b>	<b>0.0</b>	<b>\$519,325</b>	<b>0.0</b>	<b>\$519,325</b>	<b>0.0</b>
<b>General Fund</b>	<b>\$105,468</b>		<b>\$177,137</b>		<b>\$200,359</b>		<b>\$200,359</b>		<b>\$200,359</b>	
<b>General Fund Exempt</b>	<b>\$0</b>		<b>\$0</b>		<b>\$0</b>		<b>\$0</b>		<b>\$0</b>	
<b>Cash Funds</b>	<b>\$7,266</b>		<b>\$27,028</b>		<b>\$47,990</b>		<b>\$47,990</b>		<b>\$47,990</b>	
<b>Cash Funds Exempt / Reappropriated Funds</b>	<b>\$21,411</b>		<b>\$39,081</b>		<b>\$64,270</b>		<b>\$64,270</b>		<b>\$64,270</b>	
<b>Federal Funds</b>	<b>\$86,921</b>		<b>\$155,816</b>		<b>\$206,706</b>		<b>\$206,706</b>		<b>\$206,706</b>	

POTS Expenditures / Allocation

Total Funds	(\$112,552)		(\$214,165)		N/A		(\$519,325)		N/A	
General Fund	(\$90,684)		(\$177,137)		N/A		(\$200,359)		N/A	
General Fund Exempt	\$0		\$0		N/A		\$0		N/A	
Cash Funds	(\$7,266)		(\$27,028)		N/A		(\$47,990)		N/A	
Cash Funds Exempt / Reappropriated Funds	(\$14,602)		(\$10,000)		N/A		(\$64,270)		N/A	
Federal Funds	\$0		\$0		N/A		(\$206,706)		N/A	

Colorado Department of Education  
 FY 2011-12 Budget Cycle  
 Schedule 3

(1) MANAGEMENT AND ADMINISTRATION; (A) Administration and Centrally-Appropriated Line Items, S.B. 06-235 Supplemental Amortization Equalization Disbursement

	FY 2008-09		FY 2009-10		FY 2010-11		FY 2010-11		FY 2011-12	
	Actuals	FTE	Actuals	FTE	Appropriated	FTE	Estimate	FTE	Request	FTE
<b>Restricted Federal Funds</b>										
Total Funds	(\$86,921)		(\$155,816)		N/A		\$0		N/A	
General Fund	\$0		\$0		N/A		\$0		N/A	
General Fund Exempt	\$0		\$0		N/A		\$0		N/A	
Cash Funds	\$0		\$0		N/A		\$0		N/A	
Cash Funds Exempt / Reappropriated Funds	\$0		\$0		N/A		\$0		N/A	
Federal Funds	(\$86,921)		(\$155,816)		N/A		\$0		N/A	

**Total Compensation Change (9/10/10 Update)**

Total Funds	N/A	N/A	N/A	N/A	\$0	0.0	\$0	0.0	\$204,242	0.0
General Fund	N/A		N/A		\$0		\$0		\$88,816	
General Fund Exempt	N/A		N/A		\$0		\$0		\$0	
Cash Funds	N/A		N/A		\$0		\$0		\$18,666	
Cash Funds Exempt / Reappropriated Funds	N/A		N/A		\$0		\$0		\$34,238	
Federal Funds	N/A		N/A		\$0		\$0		\$62,522	

**Total Spending Authority / Request**

Total Funds	\$21,593	0.0	\$29,081	0.0	\$519,325	0.0	\$0	0.0	\$723,567	0.0
General Fund	\$14,784		\$0		\$200,359		\$0		\$289,175	
General Fund Exempt	\$0		\$0		\$0		\$0		\$0	
Cash Funds	\$0		\$0		\$47,990		\$0		\$66,656	
Cash Funds Exempt / Reappropriated Funds	\$6,809		\$29,081		\$64,270		\$0		\$98,508	
Federal Funds	\$0		\$0		\$206,706		\$0		\$269,228	

Colorado Department of Education  
 FY 2011-12 Budget Cycle  
 Schedule 3

(1) MANAGEMENT AND ADMINISTRATION; (A) Administration and Centrally-Appropriated Line Items, S.B. 06-235 Supplemental Amortization Equalization Disbursement

	FY 2008-09		FY 2009-10		FY 2010-11		FY 2010-11		FY 2011-12	
	Actuals	FTE	Actuals	FTE	Appropriated	FTE	Estimate	FTE	Request	FTE
<b>Expenditures</b>										
Total Funds	\$0	0.0	\$0	0.0	N/A	N/A	N/A	N/A	N/A	N/A
General Fund	\$0		\$0		N/A		N/A		N/A	
General Fund Exempt	\$0		\$0		N/A		N/A		N/A	
Cash Funds	\$0		\$0		N/A		N/A		N/A	
Cash Funds Exempt / Reappropriated Funds	\$0		\$0		N/A		N/A		N/A	
Federal Funds	\$0		\$0		N/A		N/A		N/A	
<b>Under/(Over) Expenditures</b>										
Total Funds	\$21,593	0.0	\$29,081	0.0	N/A	N/A	N/A	N/A	N/A	N/A
General Fund	\$14,784		\$0		N/A		N/A		N/A	
General Fund Exempt	\$0		\$0		N/A		N/A		N/A	
Cash Funds	\$0		\$0		N/A		N/A		N/A	
Cash Funds Exempt / Reappropriated Funds	\$6,809		\$29,081		N/A		N/A		N/A	
Federal Funds	\$0		\$0		N/A		N/A		N/A	



Colorado Department of Education  
FY 2011-12 Budget Cycle  
Schedule 3

(1) MANAGEMENT AND ADMINISTRATION; (A) Administration and Centrally-Appropriated Line Items, Salary Survey and Senior Executive Services

	FY 2008-09		FY 2009-10		FY 2010-11		FY 2010-11		FY 2011-12	
	Actuals	FTE	Actuals	FTE	Appropriated	FTE	Estimate	FTE	Request	FTE

HB 08-1375, SB 09-259, HB 10-1376 Prior Year Appropriation (Long Bill)

Total Funds	\$1,044,492	0.0	\$157,279	0.0	\$0	0.0	\$0	0.0	\$0	0.0
General Fund	\$521,835		\$157,279		\$0		\$0		\$0	
General Fund Exempt	\$0		\$0		\$0		\$0		\$0	
Cash Funds	\$35,413		\$0		\$0		\$0		\$0	
Cash Funds Exempt / Reappropriated Funds	\$100,530		\$0		\$0		\$0		\$0	
Federal Funds	\$386,714		\$0		\$0		\$0		\$0	

SB 10-065 (Supplemental)

Total Funds	\$0	0.0	(\$157,279)	0.0	N/A	N/A	N/A	N/A	N/A	N/A
General Fund	\$0		(\$157,279)		N/A		N/A		N/A	
General Fund Exempt	\$0		\$0		N/A		N/A		N/A	
Cash Funds	\$0		\$0		N/A		N/A		N/A	
Cash Funds Exempt / Reappropriated Funds	\$0		\$0		N/A		N/A		N/A	
Federal Funds	\$0		\$0		N/A		N/A		N/A	

**Total Appropriation**

<b>Total Funds</b>	<b>\$1,044,492</b>	<b>0.0</b>	<b>\$0</b>	<b>0.0</b>	<b>\$0</b>	<b>0.0</b>	<b>\$0</b>	<b>0.0</b>	<b>\$0</b>	<b>0.0</b>
<b>General Fund</b>	<b>\$521,835</b>		<b>\$0</b>		<b>\$0</b>		<b>\$0</b>		<b>\$0</b>	
<b>General Fund Exempt</b>	<b>\$0</b>		<b>\$0</b>		<b>\$0</b>		<b>\$0</b>		<b>\$0</b>	
<b>Cash Funds</b>	<b>\$35,413</b>		<b>\$0</b>		<b>\$0</b>		<b>\$0</b>		<b>\$0</b>	
<b>Cash Funds Exempt / Reappropriated Funds</b>	<b>\$100,530</b>		<b>\$0</b>		<b>\$0</b>		<b>\$0</b>		<b>\$0</b>	
<b>Federal Funds</b>	<b>\$386,714</b>		<b>\$0</b>		<b>\$0</b>		<b>\$0</b>		<b>\$0</b>	

POTS Expenditures / Allocation

Total Funds	(\$523,500)		\$0	0.0	N/A	N/A	\$0	0.0	N/A	N/A
General Fund	(\$468,087)		\$0		N/A		\$0		N/A	
General Fund Exempt	\$0		\$0		N/A		\$0		N/A	
Cash Funds	(\$35,413)		\$0		N/A		\$0		N/A	
Cash Funds Exempt / Reappropriated Funds	(\$20,000)		\$0		N/A		\$0		N/A	
Federal Funds	\$0		\$0		N/A		\$0		N/A	

Colorado Department of Education  
 FY 2011-12 Budget Cycle  
 Schedule 3

(1) MANAGEMENT AND ADMINISTRATION; (A) Administration and Centrally-Appropriated Line Items, Salary Survey and Senior Executive Services

	FY 2008-09		FY 2009-10		FY 2010-11		FY 2010-11		FY 2011-12	
	Actuals	FTE	Actuals	FTE	Appropriated	FTE	Estimate	FTE	Request	FTE
<b>Restricted Federal Funds</b>										
Total Funds	(\$386,714)		\$0	0.0	N/A	N/A	\$0	0.0	N/A	N/A
General Fund	\$0		\$0		N/A		\$0		N/A	
General Fund Exempt	\$0		\$0		N/A		\$0		N/A	
Cash Funds	\$0		\$0		N/A		\$0		N/A	
Cash Funds Exempt / Reappropriated Funds	\$0		\$0		N/A		\$0		N/A	
Federal Funds	(\$386,714)		\$0		N/A		\$0		N/A	

Transfers - Per Authority Granted by SB09-185, Footnote 5a - Page 14

Total Funds	(\$12,831)		\$0	0.0	N/A	N/A	\$0	0.0	N/A	N/A
General Fund	(\$12,831)		\$0		N/A		\$0		N/A	
General Fund Exempt	\$0		\$0		N/A		\$0		N/A	
Cash Funds	\$0		\$0		N/A		\$0		N/A	
Cash Funds Exempt / Reappropriated Funds	\$0		\$0		N/A		\$0		N/A	
Federal Funds	\$0		\$0		N/A		\$0		N/A	

**Total Spending Authority / Request**

<b>Total Funds</b>	<b>\$121,447</b>	<b>0.0</b>	<b>\$0</b>	<b>0.0</b>	<b>\$0</b>	<b>0.0</b>	<b>\$0</b>	<b>0.0</b>	<b>\$0</b>	<b>0.0</b>
<b>General Fund</b>	<b>\$40,917</b>		<b>\$0</b>		<b>\$0</b>		<b>\$0</b>		<b>\$0</b>	
<b>General Fund Exempt</b>	<b>\$0</b>		<b>\$0</b>		<b>\$0</b>		<b>\$0</b>		<b>\$0</b>	
<b>Cash Funds</b>	<b>\$0</b>		<b>\$0</b>		<b>\$0</b>		<b>\$0</b>		<b>\$0</b>	
<b>Cash Funds Exempt / Reappropriated Funds</b>	<b>\$80,530</b>		<b>\$0</b>		<b>\$0</b>		<b>\$0</b>		<b>\$0</b>	
<b>Federal Funds</b>	<b>\$0</b>		<b>\$0</b>		<b>\$0</b>		<b>\$0</b>		<b>\$0</b>	

Colorado Department of Education  
 FY 2011-12 Budget Cycle  
 Schedule 3

(1) MANAGEMENT AND ADMINISTRATION; (A) Administration and Centrally-Appropriated Line Items, Salary Survey and Senior Executive Services

	FY 2008-09		FY 2009-10		FY 2010-11		FY 2010-11		FY 2011-12	
	Actuals	FTE	Actuals	FTE	Appropriated	FTE	Estimate	FTE	Request	FTE
<b>Expenditures</b>										
Total Funds	\$0	0.0	\$0	0.0	N/A	N/A	N/A	N/A	N/A	N/A
General Fund	\$0		\$0		N/A		N/A		N/A	
General Fund Exempt	\$0		\$0		N/A		N/A		N/A	
Cash Funds	\$0		\$0		N/A		N/A		N/A	
Cash Funds Exempt / Reappropriated Funds	\$0		\$0		N/A		N/A		N/A	
Federal Funds	\$0		\$0		N/A		N/A		N/A	
<b>Under/(Over) Expenditures</b>										
Total Funds	\$121,447	0.0	\$0	0.0	N/A	N/A	N/A	N/A	N/A	N/A
General Fund	\$40,917		\$0		N/A		N/A		N/A	
General Fund Exempt	\$0		\$0		N/A		N/A		N/A	
Cash Funds	\$0		\$0		N/A		N/A		N/A	
Cash Funds Exempt / Reappropriated Funds	\$80,530		\$0		N/A		N/A		N/A	
Federal Funds	\$0		\$0		N/A		N/A		N/A	

Colorado Department of Education  
FY 2011-12 Budget Cycle  
Schedule 3

(1) MANAGEMENT AND ADMINISTRATION; (A) Administration and Centrally-Appropriated Line Items, Performance-based Pay Awards

	FY 2008-09		FY 2009-10		FY 2010-11		FY 2010-11		FY 2011-12	
	Actuals	FTE	Actuals	FTE	Appropriated	FTE	Estimate	FTE	Request	FTE

HB 08-1375, SB 09-259, HB 10-1376 Prior Year Appropriation (Long Bill)

Total Funds	\$403,242	0.0	\$0	0.0	\$0	0.0	\$0	0.0	\$0	0.0
General Fund	\$165,482		\$0		\$0		\$0		\$0	
General Fund Exempt	\$0		\$0		\$0		\$0		\$0	
Cash Funds	\$14,928		\$0		\$0		\$0		\$0	
Cash Funds Exempt / Reappropriated Funds	\$44,261		\$0		\$0		\$0		\$0	
Federal Funds	\$178,571		\$0		\$0		\$0		\$0	

**Total Appropriation**

<b>Total Funds</b>	<b>\$403,242</b>	<b>0.0</b>	<b>\$0</b>	<b>0.0</b>	<b>\$0</b>	<b>0.0</b>	<b>\$0</b>	<b>0.0</b>	<b>\$0</b>	<b>0.0</b>
<b>General Fund</b>	<b>\$165,482</b>		<b>\$0</b>		<b>\$0</b>		<b>\$0</b>		<b>\$0</b>	
<b>General Fund Exempt</b>	<b>\$0</b>		<b>\$0</b>		<b>\$0</b>		<b>\$0</b>		<b>\$0</b>	
<b>Cash Funds</b>	<b>\$14,928</b>		<b>\$0</b>		<b>\$0</b>		<b>\$0</b>		<b>\$0</b>	
<b>Cash Funds Exempt / Reappropriated Funds</b>	<b>\$44,261</b>		<b>\$0</b>		<b>\$0</b>		<b>\$0</b>		<b>\$0</b>	
<b>Federal Funds</b>	<b>\$178,571</b>		<b>\$0</b>		<b>\$0</b>		<b>\$0</b>		<b>\$0</b>	

POTS Expenditures / Allocation

Total Funds	(\$158,019)		\$0	0.0	N/A	N/A	\$0	0.0	N/A	N/A
General Fund	(\$123,091)		\$0		N/A		\$0		N/A	
General Fund Exempt	\$0		\$0		N/A		\$0		N/A	
Cash Funds	(\$14,928)		\$0		N/A		\$0		N/A	
Cash Funds Exempt / Reappropriated Funds	(\$20,000)		\$0		N/A		\$0		N/A	
Federal Funds	\$0		\$0		N/A		\$0		N/A	

Restricted Federal Funds

Total Funds	(\$178,571)		\$0	0.0	N/A		\$0	0.0	N/A	
General Fund	\$0		\$0		N/A		\$0		N/A	
General Fund Exempt	\$0		\$0		N/A		\$0		N/A	
Cash Funds	\$0		\$0		N/A		\$0		N/A	
Cash Funds Exempt / Reappropriated Funds	\$0		\$0		N/A		\$0		N/A	
Federal Funds	(\$178,571)		\$0		N/A		\$0		N/A	

Colorado Department of Education  
 FY 2011-12 Budget Cycle  
 Schedule 3

(1) MANAGEMENT AND ADMINISTRATION; (A) Administration and Centrally-Appropriated Line Items, Performance-based Pay Awards

	FY 2008-09		FY 2009-10		FY 2010-11		FY 2010-11		FY 2011-12	
	Actuals	FTE	Actuals	FTE	Appropriated	FTE	Estimate	FTE	Request	FTE
<b>Total Spending Authority / Request</b>										
<b>Total Funds</b>	\$66,652	0.0	\$0	0.0	\$0	0.0	\$0	0.0	\$0	0.0
<b>General Fund</b>	\$42,391		\$0		\$0		\$0		\$0	
<b>General Fund Exempt</b>	\$0		\$0		\$0		\$0		\$0	
<b>Cash Funds</b>	\$0		\$0		\$0		\$0		\$0	
<b>Cash Funds Exempt / Reappropriated Funds</b>	\$24,261		\$0		\$0		\$0		\$0	
<b>Federal Funds</b>	\$0		\$0		\$0		\$0		\$0	

Expenditures

Total Funds	\$0	0.0	\$0	0.0	N/A	N/A	N/A	N/A	N/A	N/A
General Fund	\$0		\$0		N/A		N/A		N/A	
General Fund Exempt	\$0		\$0		N/A		N/A		N/A	
Cash Funds	\$0		\$0		N/A		N/A		N/A	
Cash Funds Exempt / Reappropriated Funds	\$0		\$0		N/A		N/A		N/A	
Federal Funds	\$0		\$0		N/A		N/A		N/A	

Under/(Over) Expenditures

<b>Total Funds</b>	\$66,652	0.0	\$0	0.0	N/A	N/A	N/A	N/A	N/A	N/A
<b>General Fund</b>	\$42,391		\$0		N/A		N/A		N/A	
<b>General Fund Exempt</b>	\$0		\$0		N/A		N/A		N/A	
<b>Cash Funds</b>	\$0		\$0		N/A		N/A		N/A	
<b>Cash Funds Exempt / Reappropriated Funds</b>	\$24,261		\$0		N/A		N/A		N/A	
<b>Federal Funds</b>	\$0		\$0		N/A		N/A		N/A	

Colorado Department of Education  
FY 2011-12 Budget Cycle  
Schedule 3

(1) MANAGEMENT AND ADMINISTRATION; (A) Administration and Centrally-Appropriated Line Items, Workers' Compensation

	FY 2008-09		FY 2009-10		FY 2010-11		FY 2010-11		FY 2011-12	
	Actuals	FTE	Actuals	FTE	Appropriated	FTE	Estimate	FTE	Request	FTE

HB 08-1375, SB 09-259, HB 10-1376 Prior Year Appropriation (Long Bill)

Total Funds	\$252,848	0.0	\$293,550	0.0	\$281,151	0.0	\$281,151	0.0	\$281,151	0.0
General Fund	\$123,120		\$142,939		\$122,610		\$122,610		\$122,610	
General Fund Exempt	\$0		\$0		\$0		\$0		\$0	
Cash Funds	\$10,013		\$11,625		\$34,441		\$34,441		\$34,441	
Cash Funds Exempt / Reappropriated Funds	\$19,588		\$22,741		\$23,729		\$23,729		\$23,729	
Federal Funds	\$100,127		\$116,245		\$100,371		\$100,371		\$100,371	

SB 09-259, HB 10-1376 (Long Bill Add-ons)

Total Funds	\$0	0.0	(\$16,401)	0.0	N/A	N/A	N/A	N/A	N/A	N/A
General Fund	\$0		(\$16,401)		N/A		N/A		N/A	
General Fund Exempt	\$0		\$0		N/A		N/A		N/A	
Cash Funds	\$0		\$0		N/A		N/A		N/A	
Cash Funds Exempt / Reappropriated Funds	\$0		\$0		N/A		N/A		N/A	
Federal Funds	\$0		\$0		N/A		N/A		N/A	

**Total Appropriation**

<b>Total Funds</b>	<b>\$252,848</b>	<b>0.0</b>	<b>\$277,149</b>	<b>0.0</b>	<b>\$281,151</b>	<b>0.0</b>	<b>\$281,151</b>	<b>0.0</b>	<b>\$281,151</b>	<b>0.0</b>
<b>General Fund</b>	<b>\$123,120</b>		<b>\$126,538</b>		<b>\$122,610</b>		<b>\$122,610</b>		<b>\$122,610</b>	
<b>General Fund Exempt</b>	<b>\$0</b>		<b>\$0</b>		<b>\$0</b>		<b>\$0</b>		<b>\$0</b>	
<b>Cash Funds</b>	<b>\$10,013</b>		<b>\$11,625</b>		<b>\$34,441</b>		<b>\$34,441</b>		<b>\$34,441</b>	
<b>Cash Funds Exempt / Reappropriated Funds</b>	<b>\$19,588</b>		<b>\$22,741</b>		<b>\$23,729</b>		<b>\$23,729</b>		<b>\$23,729</b>	
<b>Federal Funds</b>	<b>\$100,127</b>		<b>\$116,245</b>		<b>\$100,371</b>		<b>\$100,371</b>		<b>\$100,371</b>	

Common Policy Change

Total Funds	N/A	N/A	N/A	N/A	N/A	N/A	N/A	N/A	\$59,305	0.0
General Fund	N/A		N/A		N/A		N/A		\$25,863	
General Fund Exempt	N/A		N/A		N/A		N/A		\$0	
Cash Funds	N/A		N/A		N/A		N/A		\$7,265	
Cash Funds Exempt / Reappropriated Funds	N/A		N/A		N/A		N/A		\$5,005	
Federal Funds	N/A		N/A		N/A		N/A		\$21,172	

Colorado Department of Education  
FY 2011-12 Budget Cycle  
Schedule 3

(1) MANAGEMENT AND ADMINISTRATION; (A) Administration and Centrally-Appropriated Line Items, Workers' Compensation

	FY 2008-09		FY 2009-10		FY 2010-11		FY 2010-11		FY 2011-12	
	Actuals	FTE	Actuals	FTE	Appropriated	FTE	Estimate	FTE	Request	FTE
Restricted FF										
Total Funds	(\$100,127)		(\$116,245)		N/A		\$0		N/A	
General Fund	\$0		\$0		N/A		\$0		N/A	
General Fund Exempt	\$0		\$0		N/A		\$0		N/A	
Cash Funds	\$0		\$0		N/A		\$0		N/A	
Cash Funds Exempt / Reappropriated Funds	\$0		\$0		N/A		\$0		N/A	
Federal Funds	(\$100,127)		(\$116,245)		N/A		\$0		N/A	

Transfers - Move to DBA (CSDB) and DAC (CSI)

Total Funds	(\$84,202)		(\$94,538)		N/A		\$0		N/A	
General Fund	(\$84,202)		(\$83,349)		N/A		\$0		N/A	
General Fund Exempt	\$0		\$0		N/A		\$0		N/A	
Cash Funds	\$0		\$0		N/A		\$0		N/A	
Cash Funds Exempt / Reappropriated Funds	\$0		(\$11,189)		N/A		\$0		N/A	
Federal Funds	\$0		\$0		N/A		\$0		N/A	

Transfers - Per Authority Granted by SB09-185, Footnote 5a - Page 14

Total Funds	\$1,731		\$0		N/A		\$0		N/A	
General Fund	\$1,731		\$0		N/A		\$0		N/A	
General Fund Exempt	\$0		\$0		N/A		\$0		N/A	
Cash Funds	\$0		\$0		N/A		\$0		N/A	
Cash Funds Exempt / Reappropriated Funds	\$0		\$0		N/A		\$0		N/A	
Federal Funds	\$0		\$0		N/A		\$0		N/A	

**Total Spending Authority / Request**

<b>Total Funds</b>	<b>\$70,250</b>	<b>0.0</b>	<b>\$66,366</b>	<b>0.0</b>	<b>\$281,151</b>	<b>0.0</b>	<b>\$281,151</b>	<b>0.0</b>	<b>\$340,456</b>	<b>0.0</b>
<b>General Fund</b>	<b>\$40,649</b>		<b>\$43,189</b>		<b>\$122,610</b>		<b>\$122,610</b>		<b>\$148,473</b>	
<b>General Fund Exempt</b>	<b>\$0</b>		<b>\$0</b>		<b>\$0</b>		<b>\$0</b>		<b>\$0</b>	
<b>Cash Funds</b>	<b>\$10,013</b>		<b>\$11,625</b>		<b>\$34,441</b>		<b>\$34,441</b>		<b>\$41,706</b>	
<b>Cash Funds Exempt / Reappropriated Funds</b>	<b>\$19,588</b>		<b>\$11,552</b>		<b>\$23,729</b>		<b>\$23,729</b>		<b>\$28,734</b>	
<b>Federal Funds</b>	<b>\$0</b>		<b>\$0</b>		<b>\$100,371</b>		<b>\$100,371</b>		<b>\$121,543</b>	

Expenditures

Colorado Department of Education  
 FY 2011-12 Budget Cycle  
 Schedule 3

(1) MANAGEMENT AND ADMINISTRATION; (A) Administration and Centrally-Appropriated Line Items, Workers' Compensation

	FY 2008-09		FY 2009-10		FY 2010-11		FY 2010-11		FY 2011-12	
	Actuals	FTE	Actuals	FTE	Appropriated	FTE	Estimate	FTE	Request	FTE
Total Funds	\$70,249	0.0	\$74,016	0.0	N/A	N/A	N/A	N/A	N/A	N/A
General Fund	\$40,649		\$29,109		N/A		N/A		N/A	
General Fund Exempt	\$0		\$0		N/A		N/A		N/A	
Cash Funds	\$10,012		\$12,211		N/A		N/A		N/A	
Cash Funds Exempt / Reappropriated Funds	\$19,588		\$32,696		N/A		N/A		N/A	
Federal Funds	\$0		\$0		N/A		N/A		N/A	

**Under/(Over) Expenditures**

Total Funds	\$1	0.0	(\$7,650)	0.0	N/A	N/A	N/A	N/A	N/A	N/A
General Fund	\$0		\$14,080		N/A		N/A		N/A	
General Fund Exempt	\$0		\$0		N/A		N/A		N/A	
Cash Funds	\$1		(\$586)		N/A		N/A		N/A	
Cash Funds Exempt / Reappropriated Funds	\$0		(\$21,144)		N/A		N/A		N/A	
Federal Funds	\$0		\$0		N/A		N/A		N/A	



Colorado Department of Education  
FY 2011-12 Budget Cycle  
Schedule 3

(1) MANAGEMENT AND ADMINISTRATION; (A) Administration and Centrally-Appropriated Line Items, Legal Services for 7,602 hours

	FY 2008-09		FY 2009-10		FY 2010-11		FY 2010-11		FY 2011-12	
	Actuals	FTE	Actuals	FTE	Appropriated	FTE	Estimate	FTE	Request	FTE

HB 08-1375, SB 09-259, HB 10-1376 Prior Year Appropriation (Long Bill)

Total Funds	\$348,464	0.0	\$567,474	0.0	\$557,759	0.0	\$557,759	0.0	\$557,759	0.0
General Fund	\$179,489		\$204,621		\$204,169		\$204,169		\$204,169	
General Fund Exempt	\$0		\$0		\$0		\$0		\$0	
Cash Funds	\$168,975		\$248,851		\$207,946		\$207,946		\$207,946	
Cash Funds Exempt / Reappropriated Funds	\$0		\$114,002		\$133,017		\$133,017		\$133,017	
Federal Funds	\$0		\$0		\$12,627		\$12,627		\$12,627	

SB 09-185, HB 10-065 Concerning Supplemental Appropriation

Total Funds	\$116,898	0.0	\$3,004	0.0	N/A	N/A	N/A	N/A	N/A	N/A
General Fund	\$100,000		\$0		N/A		N/A		N/A	
General Fund Exempt	\$0		\$0		N/A		N/A		N/A	
Cash Funds	\$16,898		\$0		N/A		N/A		N/A	
Cash Funds Exempt / Reappropriated Funds	\$0		\$0		N/A		N/A		N/A	
Federal Funds	\$0		\$3,004		N/A		N/A		N/A	

SB 09-259, HB 10-1376 (Long Bill Add-ons)

Total Funds	\$0	0.0	\$1,507	0.0	N/A	N/A	N/A	N/A	N/A	N/A
General Fund	\$0		\$0		N/A		N/A		N/A	
General Fund Exempt	\$0		\$0		N/A		N/A		N/A	
Cash Funds	\$0		(\$32,414)		N/A		N/A		N/A	
Cash Funds Exempt / Reappropriated Funds	\$0		\$33,921		N/A		N/A		N/A	
Federal Funds	\$0		\$0		N/A		N/A		N/A	

SB 09-123 Healthy Choices Dropout Prevention

Total Funds	\$0	0.0	\$751	0.0	\$0	0.0	N/A	N/A	N/A	N/A
General Fund	\$0		\$751		\$0		N/A		N/A	
General Fund Exempt	\$0		\$0		\$0		N/A		N/A	
Cash Funds	\$0		\$0		\$0		N/A		N/A	
Cash Funds Exempt / Reappropriated Funds	\$0		\$0		\$0		N/A		N/A	
Federal Funds	\$0		\$0		\$0		N/A		N/A	

Colorado Department of Education  
FY 2011-12 Budget Cycle  
Schedule 3

(1) MANAGEMENT AND ADMINISTRATION; (A) Administration and Centrally-Appropriated Line Items, Legal Services for 7,602 hours

	FY 2008-09		FY 2009-10		FY 2010-11		FY 2010-11		FY 2011-12	
	Actuals	FTE	Actuals	FTE	Appropriated	FTE	Estimate	FTE	Request	FTE
SB 09-163 Education Accountability System										
Total Funds	\$0	0.0	\$7,135	0.0	\$0	0.0	N/A	N/A	N/A	N/A
General Fund	\$0		\$7,135		\$0		N/A		N/A	
General Fund Exempt	\$0		\$0		\$0		N/A		N/A	
Cash Funds	\$0		\$0		\$0		N/A		N/A	
Cash Funds Exempt / Reappropriated Funds	\$0		\$0		\$0		N/A		N/A	
Federal Funds	\$0		\$0		\$0		N/A		N/A	

SB 09-215 Modification to Financing of Public Schools

Total Funds	\$0	0.0	\$0	0.0	\$0	0.0	N/A	N/A	N/A	N/A
General Fund	(\$100,000)		\$0		\$0		N/A		N/A	
General Fund Exempt	\$0		\$0		\$0		N/A		N/A	
Cash Funds	\$0		\$0		\$0		N/A		N/A	
Cash Funds Exempt / Reappropriated Funds	\$100,000		\$0		\$0		N/A		N/A	
Federal Funds	\$0		\$0		\$0		N/A		N/A	

HB 08-1335 Building Excellent Schools Today Act

Total Funds	\$32,414	0.0	\$0	0.0	\$0	0.0	N/A	N/A	N/A	N/A
General Fund	\$0		\$0		\$0		N/A		N/A	
General Fund Exempt	\$0		\$0		\$0		N/A		N/A	
Cash Funds	\$32,414		\$0		\$0		N/A		N/A	
Cash Funds Exempt / Reappropriated Funds	\$0		\$0		\$0		N/A		N/A	
Federal Funds	\$0		\$0		\$0		N/A		N/A	

HB 09-1319 Concurrent Enrollment

Total Funds	\$0	0.0	\$10,139	0.0	\$0	0.0	N/A	N/A	N/A	N/A
General Fund	\$0		\$0		\$0		N/A		N/A	
General Fund Exempt	\$0		\$0		\$0		N/A		N/A	
Cash Funds	\$0		\$0		\$0		N/A		N/A	
Cash Funds Exempt / Reappropriated Funds	\$0		\$0		\$0		N/A		N/A	
Federal Funds	\$0		\$10,139		\$0		N/A		N/A	

**Total Appropriation**

Colorado Department of Education  
 FY 2011-12 Budget Cycle  
 Schedule 3

(1) MANAGEMENT AND ADMINISTRATION; (A) Administration and Centrally-Appropriated Line Items, Legal Services for 7,602 hours

	FY 2008-09		FY 2009-10		FY 2010-11		FY 2010-11		FY 2011-12	
	Actuals	FTE	Actuals	FTE	Appropriated	FTE	Estimate	FTE	Request	FTE
<b>Total Funds</b>	<b>\$497,776</b>	<b>0.0</b>	<b>\$590,010</b>	<b>0.0</b>	<b>\$557,759</b>	<b>0.0</b>	<b>\$557,759</b>	<b>0.0</b>	<b>\$557,759</b>	<b>0.0</b>
<b>General Fund</b>	<b>\$179,489</b>		<b>\$212,507</b>		<b>\$204,169</b>		<b>\$204,169</b>		<b>\$204,169</b>	
<b>General Fund Exempt</b>	<b>\$0</b>		<b>\$0</b>		<b>\$0</b>		<b>\$0</b>		<b>\$0</b>	
<b>Cash Funds</b>	<b>\$218,287</b>		<b>\$216,437</b>		<b>\$207,946</b>		<b>\$207,946</b>		<b>\$207,946</b>	
<b>Cash Funds Exempt / Reappropriated Funds</b>	<b>\$100,000</b>		<b>\$147,923</b>		<b>\$133,017</b>		<b>\$133,017</b>		<b>\$133,017</b>	
<b>Federal Funds</b>	<b>\$0</b>		<b>\$13,143</b>		<b>\$12,627</b>		<b>\$12,627</b>		<b>\$12,627</b>	

Restricted for FY 2009-09 Over Expenditure

Total Funds	\$0	0.0	(\$9,068)	0.0	N/A	N/A	\$0	0.0	N/A	N/A
General Fund	\$0		\$0		N/A		\$0		N/A	
General Fund Exempt	\$0		\$0		N/A		\$0		N/A	
Cash Funds	\$0		(\$9,068)		N/A		\$0		N/A	
Cash Funds Exempt / Reappropriated Funds	\$0		\$0		N/A		\$0		N/A	
Federal Funds	\$0		\$0		N/A		\$0		N/A	

**Total Spending Authority / Request**

<b>Total Funds</b>	<b>\$497,776</b>	<b>0.0</b>	<b>\$580,942</b>	<b>0.0</b>	<b>\$557,759</b>	<b>0.0</b>	<b>\$557,759</b>	<b>0.0</b>	<b>\$557,759</b>	<b>0.0</b>
<b>General Fund</b>	<b>\$179,489</b>		<b>\$212,507</b>		<b>\$204,169</b>		<b>\$204,169</b>		<b>\$204,169</b>	
<b>General Fund Exempt</b>	<b>\$0</b>		<b>\$0</b>		<b>\$0</b>		<b>\$0</b>		<b>\$0</b>	
<b>Cash Funds</b>	<b>\$218,287</b>		<b>\$207,369</b>		<b>\$207,946</b>		<b>\$207,946</b>		<b>\$207,946</b>	
<b>Cash Funds Exempt / Reappropriated Funds</b>	<b>\$100,000</b>		<b>\$147,923</b>		<b>\$133,017</b>		<b>\$133,017</b>		<b>\$133,017</b>	
<b>Federal Funds</b>	<b>\$0</b>		<b>\$13,143</b>		<b>\$12,627</b>		<b>\$12,627</b>		<b>\$12,627</b>	

Colorado Department of Education  
 FY 2011-12 Budget Cycle  
 Schedule 3

(1) MANAGEMENT AND ADMINISTRATION; (A) Administration and Centrally-Appropriated Line Items, Legal Services for 7,602 hours

	FY 2008-09		FY 2009-10		FY 2010-11		FY 2010-11		FY 2011-12	
	Actuals	FTE	Actuals	FTE	Appropriated	FTE	Estimate	FTE	Request	FTE
<b>Expenditures</b>										
Total Funds	\$381,671	0.0	\$349,921	0.0	N/A	N/A	N/A	N/A	N/A	N/A
General Fund	\$175,454		\$168,075		N/A		N/A		N/A	
General Fund Exempt	\$0		\$0		N/A		N/A		N/A	
Cash Funds	\$161,869		\$178,366		N/A		N/A		N/A	
Cash Funds Exempt / Reappropriated Funds	\$44,348		\$3,480		N/A		N/A		N/A	
Federal Funds	\$0				N/A		N/A		N/A	
<b>Under/(Over) Expenditures</b>										
Total Funds	\$116,105	0.0	\$231,021	0.0	N/A	N/A	N/A	N/A	N/A	N/A
General Fund	\$4,035		\$44,432		N/A		N/A		N/A	
General Fund Exempt	\$0		\$0		N/A		N/A		N/A	
Cash Funds	\$56,418		\$29,003		N/A		N/A		N/A	
Cash Funds Exempt / Reappropriated Funds	\$55,652		\$144,443		N/A		N/A		N/A	
Federal Funds	\$0		\$13,143		N/A		N/A		N/A	

Colorado Department of Education  
FY 2011-12 Budget Cycle  
Schedule 3

(1) MANAGEMENT AND ADMINISTRATION; (A) Administration and Centrally-Appropriated Line Items, Administrative Law Judge Services

	FY 2008-09		FY 2009-10		FY 2010-11		FY 2010-11		FY 2011-12	
	Actuals	FTE	Actuals	FTE	Appropriated	FTE	Estimate	FTE	Request	FTE

HB 08-1375, SB 09-259, HB 10-1376 Prior Year Appropriation (Long Bill)

Total Funds	\$46,498	0.0	\$72,864	0.0	\$79,754	0.0	\$79,754	0.0	\$79,754	0.0
General Fund	\$0		\$0		\$0		\$0		\$0	
General Fund Exempt	\$0		\$0		\$0		\$0		\$0	
Cash Funds	\$17,076		\$26,759		\$34,303		\$34,303		\$34,303	
Cash Funds Exempt / Reappropriated Funds	\$29,422		\$46,105		\$45,451		\$45,451		\$45,451	
Federal Funds	\$0		\$0		\$0		\$0		\$0	

**Total Appropriation**

<b>Total Funds</b>	<b>\$46,498</b>	<b>0.0</b>	<b>\$72,864</b>	<b>0.0</b>	<b>\$79,754</b>	<b>0.0</b>	<b>\$79,754</b>	<b>0.0</b>	<b>\$79,754</b>	<b>0.0</b>
<b>General Fund</b>	<b>\$0</b>		<b>\$0</b>		<b>\$0</b>		<b>\$0</b>		<b>\$0</b>	
<b>General Fund Exempt</b>	<b>\$0</b>		<b>\$0</b>		<b>\$0</b>		<b>\$0</b>		<b>\$0</b>	
<b>Cash Funds</b>	<b>\$17,076</b>		<b>\$26,759</b>		<b>\$34,303</b>		<b>\$34,303</b>		<b>\$34,303</b>	
<b>Cash Funds Exempt / Reappropriated Funds</b>	<b>\$29,422</b>		<b>\$46,105</b>		<b>\$45,451</b>		<b>\$45,451</b>		<b>\$45,451</b>	
<b>Federal Funds</b>	<b>\$0</b>		<b>\$0</b>		<b>\$0</b>		<b>\$0</b>		<b>\$0</b>	

Common Policy Change

Total Funds	N/A	N/A	N/A	N/A	N/A	N/A	N/A	N/A	(\$38,297)	0.0
General Fund	N/A		N/A		N/A		N/A		\$0	
General Fund Exempt	N/A		N/A		N/A		N/A		\$0	
Cash Funds	N/A		N/A		N/A		N/A		\$0	
Cash Funds Exempt / Reappropriated Funds	N/A		N/A		N/A		N/A		(\$38,297)	
Federal Funds	N/A		N/A		N/A		N/A		\$0	

**Total Spending Authority / Request**

<b>Total Funds</b>	<b>\$46,498</b>	<b>0.0</b>	<b>\$72,864</b>	<b>0.0</b>	<b>\$79,754</b>	<b>0.0</b>	<b>\$79,754</b>	<b>0.0</b>	<b>\$41,457</b>	<b>0.0</b>
<b>General Fund</b>	<b>\$0</b>		<b>\$0</b>		<b>\$0</b>		<b>\$0</b>		<b>\$0</b>	
<b>General Fund Exempt</b>	<b>\$0</b>		<b>\$0</b>		<b>\$0</b>		<b>\$0</b>		<b>\$0</b>	
<b>Cash Funds</b>	<b>\$17,076</b>		<b>\$26,759</b>		<b>\$34,303</b>		<b>\$34,303</b>		<b>\$34,303</b>	
<b>Cash Funds Exempt / Reappropriated Funds</b>	<b>\$29,422</b>		<b>\$46,105</b>		<b>\$45,451</b>		<b>\$45,451</b>		<b>\$7,154</b>	
<b>Federal Funds</b>	<b>\$0</b>		<b>\$0</b>		<b>\$0</b>		<b>\$0</b>		<b>\$0</b>	

Colorado Department of Education  
 FY 2011-12 Budget Cycle  
 Schedule 3

(1) MANAGEMENT AND ADMINISTRATION; (A) Administration and Centrally-Appropriated Line Items, Administrative Law Judge Services

	FY 2008-09		FY 2009-10		FY 2010-11		FY 2010-11		FY 2011-12	
	Actuals	FTE	Actuals	FTE	Appropriated	FTE	Estimate	FTE	Request	FTE
<b>Expenditures</b>										
Total Funds	\$42,623	0.0	\$56,177	0.0	N/A	N/A	N/A	N/A	N/A	N/A
General Fund	\$0		\$0		N/A		N/A		N/A	
General Fund Exempt	\$0		\$0		N/A		N/A		N/A	
Cash Funds	\$15,653		\$26,759		N/A		N/A		N/A	
Cash Funds Exempt / Reappropriated Funds	\$26,970		\$29,418		N/A		N/A		N/A	
Federal Funds	\$0		\$0		N/A		N/A		N/A	
<b>Under/(Over) Expenditures</b>										
Total Funds	\$3,875	0.0	\$16,687	0.0	N/A	N/A	N/A	N/A	N/A	N/A
General Fund	\$0		\$0		N/A		N/A		N/A	
General Fund Exempt	\$0		\$0		N/A		N/A		N/A	
Cash Funds	\$1,423		\$0		N/A		N/A		N/A	
Cash Funds Exempt / Reappropriated Funds	\$2,452		\$16,687		N/A		N/A		N/A	
Federal Funds	\$0		\$0		N/A		N/A		N/A	

Colorado Department of Education  
FY 2011-12 Budget Cycle  
Schedule 3

(1) MANAGEMENT AND ADMINISTRATION; (A) Administration and Centrally-Appropriated Line Items, Payment to Risk Management and Property Funds

	FY 2008-09		FY 2009-10		FY 2010-11		FY 2010-11		FY 2011-12	
	Actuals	FTE	Actuals	FTE	Appropriated	FTE	Estimate	FTE	Request	FTE

HB 08-1375, SB 09-259, HB 10-1376 Prior Year Appropriation (Long Bill)

Total Funds	\$131,213	0.0	\$113,088	0.0	\$30,477	0.0	\$30,477	0.0	\$30,477	0.0
General Fund	\$114,999		\$99,114		\$26,385		\$26,385		\$26,385	
General Fund Exempt	\$0		\$0		\$0		\$0		\$0	
Cash Funds	\$5,987		\$5,160		\$1,511		\$1,511		\$1,511	
Cash Funds Exempt / Reappropriated Funds	\$10,227		\$8,814		\$2,581		\$2,581		\$2,581	
Federal Funds	\$0		\$0		\$0		\$0		\$0	

SB 09-259, HB 10-1376 (Long Bill Add-ons)

Total Funds	\$0	0.0	(\$9,003)	0.0	N/A	N/A	N/A	N/A	N/A	N/A
General Fund	\$0		(\$9,003)		N/A		N/A		N/A	
General Fund Exempt	\$0		\$0		N/A		N/A		N/A	
Cash Funds	\$0		\$0		N/A		N/A		N/A	
Cash Funds Exempt / Reappropriated Funds	\$0		\$0		N/A		N/A		N/A	
Federal Funds	\$0		\$0		N/A		N/A		N/A	

**Total Appropriation**

<b>Total Funds</b>	<b>\$131,213</b>	<b>0.0</b>	<b>\$104,085</b>	<b>0.0</b>	<b>\$30,477</b>	<b>0.0</b>	<b>\$30,477</b>	<b>0.0</b>	<b>\$30,477</b>	<b>0.0</b>
<b>General Fund</b>	<b>\$114,999</b>		<b>\$90,111</b>		<b>\$26,385</b>		<b>\$26,385</b>		<b>\$26,385</b>	
<b>General Fund Exempt</b>	<b>\$0</b>		<b>\$0</b>		<b>\$0</b>		<b>\$0</b>		<b>\$0</b>	
<b>Cash Funds</b>	<b>\$5,987</b>		<b>\$5,160</b>		<b>\$1,511</b>		<b>\$1,511</b>		<b>\$1,511</b>	
<b>Cash Funds Exempt / Reappropriated Funds</b>	<b>\$10,227</b>		<b>\$8,814</b>		<b>\$2,581</b>		<b>\$2,581</b>		<b>\$2,581</b>	
<b>Federal Funds</b>	<b>\$0</b>		<b>\$0</b>		<b>\$0</b>		<b>\$0</b>		<b>\$0</b>	

Common Policy Change

Total Funds	N/A	N/A	N/A	N/A	N/A	N/A	N/A	N/A	\$45,817	0.0
General Fund	N/A		N/A		N/A		N/A		\$39,664	
General Fund Exempt	N/A		N/A		N/A		N/A		\$0	
Cash Funds	N/A		N/A		N/A		N/A		\$2,272	
Cash Funds Exempt / Reappropriated Funds	N/A		N/A		N/A		N/A		\$3,881	
Federal Funds	N/A		N/A		N/A		N/A		\$0	

Colorado Department of Education  
 FY 2011-12 Budget Cycle  
 Schedule 3

(1) MANAGEMENT AND ADMINISTRATION; (A) Administration and Centrally-Appropriated Line Items, Payment to Risk Management and Property Funds

	FY 2008-09		FY 2009-10		FY 2010-11		FY 2010-11		FY 2011-12	
	Actuals	FTE	Actuals	FTE	Appropriated	FTE	Estimate	FTE	Request	FTE

**Total Spending Authority / Request**

<b>Total Funds</b>	\$131,213	0.0	\$104,085	0.0	\$30,477	0.0	\$30,477	0.0	\$76,294	0.0
<b>General Fund</b>	\$114,999		\$90,111		\$26,385		\$26,385		\$66,049	
<b>General Fund Exempt</b>	\$0		\$0		\$0		\$0		\$0	
<b>Cash Funds</b>	\$5,987		\$5,160		\$1,511		\$1,511		\$3,783	
<b>Cash Funds Exempt / Reappropriated Funds</b>	\$10,227		\$8,814		\$2,581		\$2,581		\$6,462	
<b>Federal Funds</b>	\$0		\$0		\$0		\$0		\$0	

**Expenditures**

Total Funds	\$131,213	0.0	\$104,085	0.0	N/A	N/A	N/A	N/A	N/A	N/A
General Fund	\$114,999		\$90,111		N/A		N/A		N/A	
General Fund Exempt	\$0		\$0		N/A		N/A		N/A	
Cash Funds	\$5,987		\$5,160		N/A		N/A		N/A	
Cash Funds Exempt / Reappropriated Funds	\$10,227		\$8,814		N/A		N/A		N/A	
Federal Funds	\$0		\$0		N/A		N/A		N/A	

**Under/(Over) Expenditures**

<b>Total Funds</b>	\$0	0.0	\$0	0.0	N/A	N/A	N/A	N/A	N/A	N/A
<b>General Fund</b>	\$0		\$0		N/A		N/A		N/A	
<b>General Fund Exempt</b>	\$0		\$0		N/A		N/A		N/A	
<b>Cash Funds</b>	\$0		\$0		N/A		N/A		N/A	
<b>Cash Funds Exempt / Reappropriated Funds</b>	\$0		\$0		N/A		N/A		N/A	
<b>Federal Funds</b>	\$0		\$0		N/A		N/A		N/A	



Colorado Department of Education  
FY 2011-12 Budget Cycle  
Schedule 3

(1) MANAGEMENT AND ADMINISTRATION; (A) Administration and Centrally-Appropriated Line Items, Leased Space

	FY 2008-09		FY 2009-10		FY 2010-11		FY 2010-11		FY 2011-12	
	Actuals	FTE	Actuals	FTE	Appropriated	FTE	Estimate	FTE	Request	FTE

HB 08-1375, SB 09-259, HB 10-1376 Prior Year Appropriation (Long Bill)

Total Funds	\$0	0.0	\$11,500	0.0	\$11,500	0.0	\$11,500	0.0	\$11,500	0.0
General Fund	\$0		\$0		\$0		\$0		\$0	
General Fund Exempt	\$0		\$0		\$0		\$0		\$0	
Cash Funds	\$0		\$0		\$0		\$0		\$0	
Cash Funds Exempt / Reappropriated Funds	\$0		\$11,500		\$11,500		\$11,500		\$11,500	
Federal Funds	\$0		\$0		\$0		\$0		\$0	

HB 08-1388 School Finance Act

Total Funds	\$11,500	0.0	\$0	0.0	\$0	0.0	N/A	N/A	N/A	N/A
General Fund	\$0		\$0		\$0		N/A		N/A	
General Fund Exempt	\$0		\$0		\$0		N/A		N/A	
Cash Funds	\$11,500				\$0		N/A		N/A	
Cash Funds Exempt / Reappropriated Funds	\$0		\$0		\$0		N/A		N/A	
Federal Funds	\$0		\$0		\$0		N/A		N/A	

SB 09-215 Modification to Financing of Public Schools

Total Funds	\$0	0.0	\$0	0.0	\$0	0.0	N/A	N/A	N/A	N/A
General Fund	\$0		\$0		\$0		N/A		N/A	
General Fund Exempt	\$0		\$0		\$0		N/A		N/A	
Cash Funds	(\$11,500)		\$0		\$0		N/A		N/A	
Cash Funds Exempt / Reappropriated Funds	\$11,500		\$0		\$0		N/A		N/A	
Federal Funds	\$0		\$0		\$0		N/A		N/A	

**Total Appropriation**

<b>Total Funds</b>	<b>\$11,500</b>	<b>0.0</b>	<b>\$11,500</b>	<b>0.0</b>	<b>\$11,500</b>	<b>0.0</b>	<b>\$11,500</b>	<b>0.0</b>	<b>\$11,500</b>	<b>0.0</b>
<b>General Fund</b>	<b>\$0</b>		<b>\$0</b>		<b>\$0</b>		<b>\$0</b>		<b>\$0</b>	
<b>General Fund Exempt</b>	<b>\$0</b>		<b>\$0</b>		<b>\$0</b>		<b>\$0</b>		<b>\$0</b>	
<b>Cash Funds</b>	<b>\$0</b>		<b>\$0</b>		<b>\$0</b>		<b>\$0</b>		<b>\$0</b>	
<b>Cash Funds Exempt / Reappropriated Funds</b>	<b>\$11,500</b>		<b>\$11,500</b>		<b>\$11,500</b>		<b>\$11,500</b>		<b>\$11,500</b>	
<b>Federal Funds</b>	<b>\$0</b>		<b>\$0</b>		<b>\$0</b>		<b>\$0</b>		<b>\$0</b>	

Colorado Department of Education  
 FY 2011-12 Budget Cycle  
 Schedule 3

(1) MANAGEMENT AND ADMINISTRATION; (A) Administration and Centrally-Appropriated Line Items, Leased Space

	FY 2008-09		FY 2009-10		FY 2010-11		FY 2010-11		FY 2011-12	
	Actuals	FTE	Actuals	FTE	Appropriated	FTE	Estimate	FTE	Request	FTE
<b>Restrict Appropriation Funding</b>										
Total Funds	\$0		(\$11,500)		N/A		\$0		N/A	
General Fund	\$0		\$0		N/A		\$0		N/A	
General Fund Exempt	\$0		\$0		N/A		\$0		N/A	
Cash Funds	\$0		\$0		N/A		\$0		N/A	
Cash Funds Exempt / Reappropriated Funds	\$0		(\$11,500)		N/A		\$0		N/A	
Federal Funds	\$0		\$0		N/A		\$0		N/A	

**Total Spending Authority / Request**

<b>Total Funds</b>	<b>\$11,500</b>	<b>0.0</b>	<b>\$0</b>	<b>0.0</b>	<b>\$11,500</b>	<b>0.0</b>	<b>\$11,500</b>	<b>0.0</b>	<b>\$11,500</b>	<b>0.0</b>
General Fund	\$0		\$0		\$0		\$0		\$0	
General Fund Exempt	\$0		\$0		\$0		\$0		\$0	
Cash Funds	\$0		\$0		\$0		\$0		\$0	
Cash Funds Exempt / Reappropriated Funds	\$11,500		\$0		\$11,500		\$11,500		\$11,500	
Federal Funds	\$0		\$0		\$0		\$0		\$0	

**Expenditures**

Total Funds	\$0	0.0	\$0	0.0	N/A	N/A	N/A	N/A	N/A	N/A
General Fund	\$0		\$0		N/A		N/A		N/A	
General Fund Exempt	\$0		\$0		N/A		N/A		N/A	
Cash Funds	\$0		\$0		N/A		N/A		N/A	
Cash Funds Exempt / Reappropriated Funds	\$0		\$0		N/A		N/A		N/A	
Federal Funds	\$0		\$0		N/A		N/A		N/A	

**Under/(Over) Expenditures**

<b>Total Funds</b>	<b>\$11,500</b>	<b>0.0</b>	<b>\$0</b>	<b>0.0</b>	<b>N/A</b>	<b>N/A</b>	<b>N/A</b>	<b>N/A</b>	<b>N/A</b>	<b>N/A</b>
General Fund	\$0		\$0		N/A		N/A		N/A	
General Fund Exempt	\$0		\$0		N/A		N/A		N/A	
Cash Funds	\$0		\$0		N/A		N/A		N/A	
Cash Funds Exempt / Reappropriated Funds	\$11,500		\$0		N/A		N/A		N/A	
Federal Funds	\$0		\$0		N/A		N/A		N/A	

Colorado Department of Education  
FY 2011-12 Budget Cycle  
Schedule 3

(1) MANAGEMENT AND ADMINISTRATION; (A) Administration and Centrally-Appropriated Line Items, Capital Complex Leased Space

	FY 2008-09		FY 2009-10		FY 2010-11		FY 2010-11		FY 2011-12	
	Actuals	FTE	Actuals	FTE	Appropriated	FTE	Estimate	FTE	Request	FTE

HB 08-1375, SB 09-259, HB 10-1376 Prior Year Appropriation (Long Bill)

Total Funds	\$557,256	0.0	\$565,238	0.0	\$547,414	0.0	\$547,414	0.0	\$547,414	0.0
General Fund	\$168,066		\$170,473		\$107,019		\$107,019		\$107,019	
General Fund Exempt	\$0		\$0		\$0		\$0		\$0	
Cash Funds	\$60,986		\$61,860		\$50,417		\$50,417		\$50,417	
Cash Funds Exempt / Reappropriated Funds	\$38,870		\$39,427		\$120,103		\$120,103		\$120,103	
Federal Funds	\$289,334		\$293,478		\$269,875		\$269,875		\$269,875	

SB 09-259, HB 10-1376 (Long Bill Add-ons)

Total Funds	\$0	0.0	(\$7,618)	0.0	N/A	N/A	N/A	N/A	N/A	N/A
General Fund	\$0		(\$61,458)		N/A		N/A		N/A	
General Fund Exempt	\$0		\$0		N/A		N/A		N/A	
Cash Funds	\$0		(\$10,503)		N/A		N/A		N/A	
Cash Funds Exempt / Reappropriated Funds	\$0		\$82,915		N/A		N/A		N/A	
Federal Funds	\$0		(\$18,572)		N/A		N/A		N/A	

**Total Appropriation**

<b>Total Funds</b>	<b>\$557,256</b>	<b>0.0</b>	<b>\$557,620</b>	<b>0.0</b>	<b>\$547,414</b>	<b>0.0</b>	<b>\$547,414</b>	<b>0.0</b>	<b>\$547,414</b>	<b>0.0</b>
<b>General Fund</b>	<b>\$168,066</b>		<b>\$109,015</b>		<b>\$107,019</b>		<b>\$107,019</b>		<b>\$107,019</b>	
<b>General Fund Exempt</b>	<b>\$0</b>		<b>\$0</b>		<b>\$0</b>		<b>\$0</b>		<b>\$0</b>	
<b>Cash Funds</b>	<b>\$60,986</b>		<b>\$51,357</b>		<b>\$50,417</b>		<b>\$50,417</b>		<b>\$50,417</b>	
<b>Cash Funds Exempt / Reappropriated Funds</b>	<b>\$38,870</b>		<b>\$122,342</b>		<b>\$120,103</b>		<b>\$120,103</b>		<b>\$120,103</b>	
<b>Federal Funds</b>	<b>\$289,334</b>		<b>\$274,906</b>		<b>\$269,875</b>		<b>\$269,875</b>		<b>\$269,875</b>	

Common Policy Change

Total Funds	N/A	N/A	N/A	N/A	N/A	N/A	N/A	N/A	\$38,463	0.0
General Fund	N/A		N/A		N/A		N/A		\$7,520	
General Fund Exempt	N/A		N/A		N/A		N/A		\$0	
Cash Funds	N/A		N/A		N/A		N/A		\$3,542	
Cash Funds Exempt / Reappropriated Funds	N/A		N/A		N/A		N/A		\$8,439	
Federal Funds	N/A		N/A		N/A		N/A		\$18,962	

Colorado Department of Education  
 FY 2011-12 Budget Cycle  
 Schedule 3

(1) MANAGEMENT AND ADMINISTRATION; (A) Administration and Centrally-Appropriated Line Items, Capital Complex Leased Space

	FY 2008-09		FY 2009-10		FY 2010-11		FY 2010-11		FY 2011-12	
	Actuals	FTE	Actuals	FTE	Appropriated	FTE	Estimate	FTE	Request	FTE
<b>Restricted Federal Funds</b>										
Total Funds	(\$289,334)		(\$274,906)		N/A		\$0		N/A	
General Fund	\$0		\$0		N/A		\$0		N/A	
General Fund Exempt	\$0		\$0		N/A		\$0		N/A	
Cash Funds	\$0		\$0		N/A		\$0		N/A	
Cash Funds Exempt / Reappropriated Funds	\$0		\$0		N/A		\$0		N/A	
Federal Funds	(\$289,334)		(\$274,906)		N/A		\$0		N/A	

Transfers - Per Authority Granted by SB09-185, Footnote 5a - Page 14

Total Funds	\$11,100		\$0		N/A		N/A		N/A	
General Fund	\$11,100				N/A		N/A		N/A	
General Fund Exempt	\$0		\$0		N/A		N/A		N/A	
Cash Funds	\$0		\$0		N/A		N/A		N/A	
Cash Funds Exempt / Reappropriated Funds	\$0		\$0		N/A		N/A		N/A	
Federal Funds	\$0		\$0		N/A		N/A		N/A	

**Total Spending Authority / Request**

<b>Total Funds</b>	<b>\$279,022</b>	<b>0.0</b>	<b>\$282,714</b>	<b>0.0</b>	<b>\$547,414</b>	<b>0.0</b>	<b>\$547,414</b>	<b>0.0</b>	<b>\$585,877</b>	<b>0.0</b>
<b>General Fund</b>	<b>\$179,166</b>		<b>\$109,015</b>		<b>\$107,019</b>		<b>\$107,019</b>		<b>\$114,539</b>	
<b>General Fund Exempt</b>	<b>\$0</b>		<b>\$0</b>		<b>\$0</b>		<b>\$0</b>		<b>\$0</b>	
<b>Cash Funds</b>	<b>\$60,986</b>		<b>\$51,357</b>		<b>\$50,417</b>		<b>\$50,417</b>		<b>\$53,959</b>	
<b>Cash Funds Exempt / Reappropriated Funds</b>	<b>\$38,870</b>		<b>\$122,342</b>		<b>\$120,103</b>		<b>\$120,103</b>		<b>\$128,542</b>	
<b>Federal Funds</b>	<b>\$0</b>		<b>\$0</b>		<b>\$269,875</b>		<b>\$269,875</b>		<b>\$288,837</b>	

Colorado Department of Education  
 FY 2011-12 Budget Cycle  
 Schedule 3

(1) MANAGEMENT AND ADMINISTRATION; (A) Administration and Centrally-Appropriated Line Items, Capital Complex Leased Space

	FY 2008-09		FY 2009-10		FY 2010-11		FY 2010-11		FY 2011-12	
	Actuals	FTE	Actuals	FTE	Appropriated	FTE	Estimate	FTE	Request	FTE
<b>Expenditures</b>										
Total Funds	\$265,419	0.0	\$280,456	0.0	N/A	N/A	N/A	N/A	N/A	N/A
General Fund	\$179,166		\$107,165		N/A		N/A		N/A	
General Fund Exempt	\$0		\$0		N/A		N/A		N/A	
Cash Funds	\$47,383		\$51,356		N/A		N/A		N/A	
Cash Funds Exempt / Reappropriated Funds	\$38,870		\$121,935		N/A		N/A		N/A	
Federal Funds	\$0		\$0		N/A		N/A		N/A	
<b>Under/(Over) Expenditures</b>										
Total Funds	\$13,603	0.0	\$2,258	0.0	N/A	N/A	N/A	N/A	N/A	N/A
General Fund	\$0		\$1,850		N/A		N/A		N/A	
General Fund Exempt	\$0		\$0		N/A		N/A		N/A	
Cash Funds	\$13,603		\$1		N/A		N/A		N/A	
Cash Funds Exempt / Reappropriated Funds	\$0		\$407		N/A		N/A		N/A	
Federal Funds	\$0		\$0		N/A		N/A		N/A	

Colorado Department of Education  
 FY 2011-12 Budget Cycle  
 Schedule 3

(1) MANAGEMENT AND ADMINISTRATION; (A) Administration and Centrally-Appropriated Line Items, Reprinting and Distributing Laws Concerning Education

	FY 2008-09		FY 2009-10		FY 2010-11		FY 2010-11		FY 2011-12	
	Actuals	FTE	Actuals	FTE	Appropriated	FTE	Estimate	FTE	Request	FTE

HB 08-1375, SB 09-259, HB 10-1376 Prior Year Appropriation (Long Bill)

Total Funds	\$35,480	0.0	\$35,480	0.0	\$35,480	0.0	\$35,480	0.0	\$35,480	0.0
General Fund	\$0		\$0		\$0		\$0		\$0	
General Fund Exempt	\$0		\$0		\$0		\$0		\$0	
Cash Funds	\$35,480		\$35,480		\$35,480		\$35,480		\$35,480	
Cash Funds Exempt / Reappropriated Funds	\$0		\$0		\$0		\$0		\$0	
Federal Funds	\$0		\$0		\$0		\$0		\$0	

**Total Appropriation**

<b>Total Funds</b>	<b>\$35,480</b>	<b>0.0</b>	<b>\$35,480</b>	<b>0.0</b>	<b>\$35,480</b>	<b>0.0</b>	<b>\$35,480</b>	<b>0.0</b>	<b>\$35,480</b>	<b>0.0</b>
<b>General Fund</b>	<b>\$0</b>		<b>\$0</b>		<b>\$0</b>		<b>\$0</b>		<b>\$0</b>	
<b>General Fund Exempt</b>	<b>\$0</b>		<b>\$0</b>		<b>\$0</b>		<b>\$0</b>		<b>\$0</b>	
<b>Cash Funds</b>	<b>\$35,480</b>		<b>\$35,480</b>		<b>\$35,480</b>		<b>\$35,480</b>		<b>\$35,480</b>	
<b>Cash Funds Exempt / Reappropriated Funds</b>	<b>\$0</b>		<b>\$0</b>		<b>\$0</b>		<b>\$0</b>		<b>\$0</b>	
<b>Federal Funds</b>	<b>\$0</b>		<b>\$0</b>		<b>\$0</b>		<b>\$0</b>		<b>\$0</b>	

**Total Spending Authority / Request**

<b>Total Funds</b>	<b>\$35,480</b>	<b>0.0</b>	<b>\$35,480</b>	<b>0.0</b>	<b>\$35,480</b>	<b>0.0</b>	<b>\$35,480</b>	<b>0.0</b>	<b>\$35,480</b>	<b>0.0</b>
<b>General Fund</b>	<b>\$0</b>		<b>\$0</b>		<b>\$0</b>		<b>\$0</b>		<b>\$0</b>	
<b>General Fund Exempt</b>	<b>\$0</b>		<b>\$0</b>		<b>\$0</b>		<b>\$0</b>		<b>\$0</b>	
<b>Cash Funds</b>	<b>\$35,480</b>		<b>\$35,480</b>		<b>\$35,480</b>		<b>\$35,480</b>		<b>\$35,480</b>	
<b>Cash Funds Exempt / Reappropriated Funds</b>	<b>\$0</b>		<b>\$0</b>		<b>\$0</b>		<b>\$0</b>		<b>\$0</b>	
<b>Federal Funds</b>	<b>\$0</b>		<b>\$0</b>		<b>\$0</b>		<b>\$0</b>		<b>\$0</b>	

Colorado Department of Education  
 FY 2011-12 Budget Cycle  
 Schedule 3

(1) MANAGEMENT AND ADMINISTRATION; (A) Administration and Centrally-Appropriated Line Items, Reprinting and Distributing Laws Concerning Education

	FY 2008-09		FY 2009-10		FY 2010-11		FY 2010-11		FY 2011-12	
	Actuals	FTE	Actuals	FTE	Appropriated	FTE	Estimate	FTE	Request	FTE
<b>Expenditures</b>										
Total Funds	\$33,608	0.0	\$32,610	0.0	N/A	N/A	N/A	N/A	N/A	N/A
General Fund	\$0		\$0		N/A		N/A		N/A	
General Fund Exempt	\$0		\$0		N/A		N/A		N/A	
Cash Funds	\$33,608		\$32,610		N/A		N/A		N/A	
Cash Funds Exempt / Reappropriated Funds	\$0		\$0		N/A		N/A		N/A	
Federal Funds	\$0		\$0		N/A		N/A		N/A	
<b>Under/(Over) Expenditures</b>										
Total Funds	\$1,872	0.0	\$2,870	0.0	N/A	N/A	N/A	N/A	N/A	N/A
General Fund	\$0		\$0		N/A		N/A		N/A	
General Fund Exempt	\$0		\$0		N/A		N/A		N/A	
Cash Funds	\$1,872		\$2,870		N/A		N/A		N/A	
Cash Funds Exempt / Reappropriated Funds	\$0		\$0		N/A		N/A		N/A	
Federal Funds	\$0		\$0		N/A		N/A		N/A	

Colorado Department of Education  
 FY 2011-12 Budget Cycle  
 Schedule 3

(1) MANAGEMENT AND ADMINISTRATION; (A) Administration and Centrally-Appropriated Line Items, Emeritus Retirement

	FY 2008-09		FY 2009-10		FY 2010-11		FY 2010-11		FY 2011-12	
	Actuals	FTE	Actuals	FTE	Appropriated	FTE	Estimate	FTE	Request	FTE

HB 08-1375, SB 09-259, HB 10-1376 Prior Year Appropriation (Long Bill)

Total Funds	\$12,793	0.0	\$10,875	0.0	\$10,875	0.0	\$10,875	0.0	\$10,875	0.0
General Fund	\$12,793		\$10,875		\$10,875		\$10,875		\$10,875	
General Fund Exempt	\$0		\$0		\$0		\$0		\$0	
Cash Funds	\$0		\$0		\$0		\$0		\$0	
Cash Funds Exempt / Reappropriated Funds	\$0		\$0		\$0		\$0		\$0	
Federal Funds	\$0		\$0		\$0		\$0		\$0	

SB 09-185 Concerning Supplemental Appropriation

Total Funds	(\$1,918)	0.0	\$0	0.0	N/A	N/A	N/A	N/A	N/A	N/A
General Fund	(\$1,918)		\$0		N/A		N/A		N/A	
General Fund Exempt	\$0		\$0		N/A		N/A		N/A	
Cash Funds	\$0		\$0		N/A		N/A		N/A	
Cash Funds Exempt / Reappropriated Funds	\$0		\$0		N/A		N/A		N/A	
Federal Funds	\$0		\$0		N/A		N/A		N/A	

**Total Appropriation**

<b>Total Funds</b>	<b>\$10,875</b>	<b>0.0</b>	<b>\$10,875</b>	<b>0.0</b>	<b>\$10,875</b>	<b>0.0</b>	<b>\$10,875</b>	<b>0.0</b>	<b>\$10,875</b>	<b>0.0</b>
<b>General Fund</b>	<b>\$10,875</b>		<b>\$10,875</b>		<b>\$10,875</b>		<b>\$10,875</b>		<b>\$10,875</b>	
<b>General Fund Exempt</b>	<b>\$0</b>		<b>\$0</b>		<b>\$0</b>		<b>\$0</b>		<b>\$0</b>	
<b>Cash Funds</b>	<b>\$0</b>		<b>\$0</b>		<b>\$0</b>		<b>\$0</b>		<b>\$0</b>	
<b>Cash Funds Exempt / Reappropriated Funds</b>	<b>\$0</b>		<b>\$0</b>		<b>\$0</b>		<b>\$0</b>		<b>\$0</b>	
<b>Federal Funds</b>	<b>\$0</b>		<b>\$0</b>		<b>\$0</b>		<b>\$0</b>		<b>\$0</b>	

**Total Spending Authority / Request**

<b>Total Funds</b>	<b>\$10,875</b>	<b>0.0</b>	<b>\$10,875</b>	<b>0.0</b>	<b>\$10,875</b>	<b>0.0</b>	<b>\$10,875</b>	<b>0.0</b>	<b>\$10,875</b>	<b>0.0</b>
<b>General Fund</b>	<b>\$10,875</b>		<b>\$10,875</b>		<b>\$10,875</b>		<b>\$10,875</b>		<b>\$10,875</b>	
<b>General Fund Exempt</b>	<b>\$0</b>		<b>\$0</b>		<b>\$0</b>		<b>\$0</b>		<b>\$0</b>	
<b>Cash Funds</b>	<b>\$0</b>		<b>\$0</b>		<b>\$0</b>		<b>\$0</b>		<b>\$0</b>	
<b>Cash Funds Exempt / Reappropriated Funds</b>	<b>\$0</b>		<b>\$0</b>		<b>\$0</b>		<b>\$0</b>		<b>\$0</b>	
<b>Federal Funds</b>	<b>\$0</b>		<b>\$0</b>		<b>\$0</b>		<b>\$0</b>		<b>\$0</b>	



Colorado Department of Education  
 FY 2011-12 Budget Cycle  
 Schedule 3

(1) MANAGEMENT AND ADMINISTRATION; (A) Administration and Centrally-Appropriated Line Items, Emeritus Retirement

	FY 2008-09		FY 2009-10		FY 2010-11		FY 2010-11		FY 2011-12	
	Actuals	FTE	Actuals	FTE	Appropriated	FTE	Estimate	FTE	Request	FTE
<b>Expenditures</b>										
Total Funds	\$8,578	0.0	\$5,386	0.0	N/A	N/A	N/A	N/A	N/A	N/A
General Fund	\$8,578		\$5,386		N/A		N/A		N/A	
General Fund Exempt	\$0		\$0		N/A		N/A		N/A	
Cash Funds	\$0		\$0		N/A		N/A		N/A	
Cash Funds Exempt / Reappropriated Funds	\$0		\$0		N/A		N/A		N/A	
Federal Funds	\$0		\$0		N/A		N/A		N/A	
<b>Under/(Over) Expenditures</b>										
Total Funds	\$2,297	0.0	\$5,489	0.0	N/A	N/A	N/A	N/A	N/A	N/A
General Fund	\$2,297		\$5,489		N/A		N/A		N/A	
General Fund Exempt	\$0		\$0		N/A		N/A		N/A	
Cash Funds	\$0		\$0		N/A		N/A		N/A	
Cash Funds Exempt / Reappropriated Funds	\$0		\$0		N/A		N/A		N/A	
Federal Funds	\$0		\$0		N/A		N/A		N/A	

Colorado Department of Education  
 FY 2011-12 Budget Cycle  
 Schedule 3

(1) MANAGEMENT AND ADMINISTRATION; (A) Administration and Centrally-Appropriated Line Items, Feasibility Study Concerning Creation and Operation of State Residential Schools

	FY 2008-09		FY 2009-10		FY 2010-11		FY 2010-11		FY 2011-12	
	Actuals	FTE	Actuals	FTE	Appropriated	FTE	Estimate	FTE	Request	FTE

HB 08-1375, SB 09-259, HB 10-1376 Prior Year Appropriation (Long Bill)

Total Funds	\$0	0.0	\$0	0.0	\$0	0.0	\$0	0.0	\$0	0.0
General Fund	\$0		\$0		\$0		\$0		\$0	
General Fund Exempt	\$0		\$0		\$0		\$0		\$0	
Cash Funds	\$0		\$0		\$0		\$0		\$0	
Cash Funds Exempt / Reappropriated Funds	\$0		\$0		\$0		\$0		\$0	
Federal Funds	\$0		\$0		\$0		\$0		\$0	

SB 09-256 School Finance Act

Total Funds	\$0	0.0	\$55,706	0.0	\$0	0.0	N/A	N/A	N/A	N/A
General Fund	\$0		\$55,706		\$0		N/A		N/A	
General Fund Exempt	\$0		\$0		\$0		N/A		N/A	
Cash Funds	\$0		\$0		\$0		N/A		N/A	
Cash Funds Exempt / Reappropriated Funds	\$0		\$0		\$0		N/A		N/A	
Federal Funds	\$0		\$0		\$0		N/A		N/A	

**Total Appropriation**

<b>Total Funds</b>	<b>\$0</b>	<b>0.0</b>	<b>\$55,706</b>	<b>0.0</b>	<b>\$0</b>	<b>0.0</b>	<b>\$0</b>	<b>0.0</b>	<b>\$0</b>	<b>0.0</b>
<b>General Fund</b>	<b>\$0</b>		<b>\$55,706</b>		<b>\$0</b>		<b>\$0</b>		<b>\$0</b>	
<b>General Fund Exempt</b>	<b>\$0</b>		<b>\$0</b>		<b>\$0</b>		<b>\$0</b>		<b>\$0</b>	
<b>Cash Funds</b>	<b>\$0</b>		<b>\$0</b>		<b>\$0</b>		<b>\$0</b>		<b>\$0</b>	
<b>Cash Funds Exempt / Reappropriated Funds</b>	<b>\$0</b>		<b>\$0</b>		<b>\$0</b>		<b>\$0</b>		<b>\$0</b>	
<b>Federal Funds</b>	<b>\$0</b>		<b>\$0</b>		<b>\$0</b>		<b>\$0</b>		<b>\$0</b>	

Colorado Department of Education  
 FY 2011-12 Budget Cycle  
 Schedule 3

(1) MANAGEMENT AND ADMINISTRATION; (A) Administration and Centrally-Appropriated Line Items, Feasibility Study Concerning Creation and Operation of State Residential Schools

	FY 2008-09		FY 2009-10		FY 2010-11		FY 2010-11		FY 2011-12	
	Actuals	FTE	Actuals	FTE	Appropriated	FTE	Estimate	FTE	Request	FTE
<b>Total Spending Authority / Request</b>										
Total Funds	\$0	0.0	\$55,706	0.0	\$0	0.0	\$0	0.0	\$0	0.0
General Fund	\$0		\$55,706		\$0		\$0		\$0	
General Fund Exempt	\$0		\$0		\$0		\$0		\$0	
Cash Funds	\$0		\$0		\$0		\$0		\$0	
Cash Funds Exempt / Reappropriated Funds	\$0		\$0		\$0		\$0		\$0	
Federal Funds	\$0		\$0		\$0		\$0		\$0	
<b>Expenditures</b>										
Total Funds	\$0	0.0	\$42,356	0.0	N/A	N/A	N/A	N/A	N/A	N/A
General Fund	\$0		\$42,356		N/A		N/A		N/A	
General Fund Exempt	\$0		\$0		N/A		N/A		N/A	
Cash Funds	\$0		\$0		N/A		N/A		N/A	
Cash Funds Exempt / Reappropriated Funds	\$0		\$0		N/A		N/A		N/A	
Federal Funds	\$0		\$0		N/A		N/A		N/A	
<b>Under/(Over) Expenditures</b>										
Total Funds	\$0	0.0	\$13,350	0.0	N/A	N/A	N/A	N/A	N/A	N/A
General Fund	\$0		\$13,350		N/A		N/A		N/A	
General Fund Exempt	\$0		\$0		N/A		N/A		N/A	
Cash Funds	\$0		\$0		N/A		N/A		N/A	
Cash Funds Exempt / Reappropriated Funds	\$0		\$0		N/A		N/A		N/A	
Federal Funds	\$0		\$0		N/A		N/A		N/A	

Colorado Department of Education  
FY 2011-12 Budget Cycle  
Schedule 3

(1) MANAGEMENT AND ADMINISTRATION; (B) Information Technology, Information Technology Services

	FY 2008-09		FY 2009-10		FY 2010-11		FY 2010-11		FY 2011-12	
	Actuals	FTE	Actuals	FTE	Appropriated	FTE	Estimate	FTE	Request	FTE

HB 08-1375, SB 09-259, HB 10-1376 Prior Year Appropriation (Long Bill)

Total Funds	\$1,435,888	17.0	\$1,477,012	17.0	\$1,459,861	17.0	\$1,459,861	17.0	\$1,459,861	17.0
General Fund	\$923,302	11.3	\$849,866	10.1	\$832,715	10.1	\$832,715	10.1	\$832,715	10.1
General Fund Exempt	\$0		\$0	0.0	\$0	0.0	\$0	0.0	\$0	0.0
Cash Funds	\$0		\$0	0.0	\$0	0.0	\$0	0.0	\$0	0.0
Cash Funds Exempt / Reappropriated Funds	\$512,586	5.7	\$627,146	6.9	\$627,146	6.9	\$627,146	6.9	\$627,146	6.9
Federal Funds	\$0		\$0		\$0	0.0	\$0	0.0	\$0	0.0

SB 09-185, HB 10-065 Concerning Supplemental Appropriation

Total Funds	(\$12,685)	0.0	(\$21,109)	0.0	N/A	N/A	N/A	N/A	N/A	N/A
General Fund	(\$12,685)		(\$21,109)	0.0	N/A		N/A		N/A	
General Fund Exempt	\$0		\$0	0.0	N/A		N/A		N/A	
Cash Funds	\$0		\$0	0.0	N/A		N/A		N/A	
Cash Funds Exempt / Reappropriated Funds	\$0		\$0	0.0	N/A		N/A		N/A	
Federal Funds	\$0		\$0	0.0	N/A		N/A		N/A	

SB 09-215 Modification to Financing of Public Schools

Total Funds	\$0	0.0	\$0	0.0	\$0	0.0	N/A	N/A	N/A	N/A
General Fund	(\$100,000)	(1.2)	\$0	0.0	\$0	0.0	N/A		N/A	
General Fund Exempt	\$0		\$0	0.0	\$0	0.0	N/A		N/A	
Cash Funds	\$0		\$0	0.0	\$0	0.0	N/A		N/A	
Cash Funds Exempt / Reappropriated Funds	\$100,000	1.2	\$0	0.0	\$0	0.0	N/A		N/A	
Federal Funds	\$0		\$0	0.0	\$0	0.0	N/A		N/A	

**Total Appropriation**

<b>Total Funds</b>	<b>\$1,423,203</b>	<b>17.0</b>	<b>\$1,455,903</b>	<b>17.0</b>	<b>\$1,459,861</b>	<b>17.0</b>	<b>\$1,459,861</b>	<b>17.0</b>	<b>\$1,459,861</b>	<b>17.0</b>
<b>General Fund</b>	<b>\$810,617</b>	<b>10.1</b>	<b>\$828,757</b>	<b>10.1</b>	<b>\$832,715</b>	<b>10.1</b>	<b>\$832,715</b>	<b>10.1</b>	<b>\$832,715</b>	<b>10.1</b>
<b>General Fund Exempt</b>	<b>\$0</b>		<b>\$0</b>	<b>0.0</b>	<b>\$0</b>	<b>0.0</b>	<b>\$0</b>	<b>0.0</b>	<b>\$0</b>	<b>0.0</b>
<b>Cash Funds</b>	<b>\$0</b>		<b>\$0</b>	<b>0.0</b>	<b>\$0</b>	<b>0.0</b>	<b>\$0</b>	<b>0.0</b>	<b>\$0</b>	<b>0.0</b>
<b>Cash Funds Exempt / Reappropriated Funds</b>	<b>\$612,586</b>	<b>6.9</b>	<b>\$627,146</b>	<b>6.9</b>	<b>\$627,146</b>	<b>6.9</b>	<b>\$627,146</b>	<b>6.9</b>	<b>\$627,146</b>	<b>6.9</b>
<b>Federal Funds</b>	<b>\$0</b>		<b>\$0</b>	<b>0.0</b>	<b>\$0</b>	<b>0.0</b>	<b>\$0</b>	<b>0.0</b>	<b>\$0</b>	<b>0.0</b>

Colorado Department of Education  
FY 2011-12 Budget Cycle  
Schedule 3

(1) MANAGEMENT AND ADMINISTRATION; (B) Information Technology, Information Technology Services

	FY 2008-09		FY 2009-10		FY 2010-11		FY 2010-11		FY 2011-12	
	Actuals	FTE	Actuals	FTE	Appropriated	FTE	Estimate	FTE	Request	FTE
POTS Expenditures / Allocation										
Total Funds	\$148,681	0.0	\$108,839	0.0	N/A	N/A	\$73,835		N/A	N/A
General Fund	\$148,681	0.0	\$108,839		N/A		\$73,835		N/A	
General Fund Exempt	\$0		\$0		N/A		\$0		N/A	
Cash Funds	\$0		\$0		N/A		\$0		N/A	
Cash Funds Exempt / Reappropriated Funds	\$0	0.0	\$0		N/A		\$0		N/A	
Federal Funds	\$0		\$0		N/A		\$0		N/A	

SB10-146 Annualization - Modify Contributions to PERA

Total Funds	N/A	N/A	N/A	N/A	N/A	N/A	N/A	N/A	\$17,151	0.0
General Fund	N/A		N/A		N/A		N/A		\$17,151	
General Fund Exempt	N/A		N/A		N/A		N/A		\$0	
Cash Funds	N/A		N/A		N/A		N/A		\$0	
Cash Funds Exempt / Reappropriated Funds	N/A		N/A		N/A		N/A		\$0	
Federal Funds	N/A		N/A		N/A		N/A		\$0	

Supplemental - 1% Across the Board Personal Services Reduction

Total Funds	\$0		\$0		N/A	N/A	(\$6,298)	0.0	\$0	
General Fund	\$0		\$0		N/A		(\$6,298)		\$0	
General Fund Exempt	\$0		\$0		N/A		\$0		\$0	
Cash Funds	\$0		\$0		N/A		\$0		\$0	
Cash Funds Exempt / Reappropriated Funds	\$0		\$0		N/A		\$0		\$0	
Federal Funds	\$0		\$0		N/A		\$0		\$0	

Restricted Federal Funds

Total Funds	(\$512,586)	(5.7)	(\$527,146)	(6.9)	N/A	N/A	\$0	0.0	N/A	N/A
General Fund	\$0		\$0	0.0	N/A		\$0		N/A	
General Fund Exempt	\$0		\$0	0.0	N/A		\$0		N/A	
Cash Funds	\$0		\$0	0.0	N/A		\$0		N/A	
Cash Funds Exempt / Reappropriated Funds	(\$512,586)	(5.7)	(\$527,146)	(6.9)	N/A		\$0		N/A	
Federal Funds	\$0		\$0	0.0	N/A		\$0		N/A	

Roll Forward

Colorado Department of Education  
FY 2011-12 Budget Cycle  
Schedule 3

(1) MANAGEMENT AND ADMINISTRATION; (B) Information Technology, Information Technology Services

	FY 2008-09		FY 2009-10		FY 2010-11		FY 2010-11		FY 2011-12	
	Actuals	FTE	Actuals	FTE	Appropriated	FTE	Estimate	FTE	Request	FTE
Total Funds	\$0	0.0	\$9,278	0.0	\$0	0.0	\$0	0.0	\$0	0.0
General Fund	\$0		\$9,278		\$0		\$0		\$0	
General Fund Exempt	\$0		\$0		\$0		\$0		\$0	
Cash Funds	\$0		\$0		\$0		\$0		\$0	
Cash Funds Exempt / Reappropriated Funds	\$0		\$0		\$0		\$0		\$0	
Federal Funds	\$0		\$0		\$0		\$0		\$0	

DI - NP Statewide PERA Adjustment

Total Funds	N/A	N/A	N/A	N/A	N/A	N/A	N/A	N/A	N/A	(\$16,996)	0.0
General Fund	N/A		N/A		N/A		N/A		N/A	(\$16,996)	
General Fund Exempt	N/A		N/A		N/A		N/A		N/A	\$0	
Cash Funds	N/A		N/A		N/A		N/A		N/A	\$0	
Cash Funds Exempt / Reappropriated Funds	N/A		N/A		N/A		N/A		N/A	\$0	
Federal Funds	N/A		N/A		N/A		N/A		N/A	\$0	

DI - NP 2% Across the Board Personal Services Reduction

Total Funds	N/A	N/A	N/A	N/A	N/A	N/A	N/A	N/A	N/A	(\$16,574)	0.0
General Fund	N/A		N/A		N/A		N/A		N/A	(\$16,574)	
General Fund Exempt	N/A		N/A		N/A		N/A		N/A	\$0	
Cash Funds	N/A		N/A		N/A		N/A		N/A	\$0	
Cash Funds Exempt / Reappropriated Funds	N/A		N/A		N/A		N/A		N/A	\$0	
Federal Funds	N/A		N/A		N/A		N/A		N/A	\$0	

**Total Spending Authority / Request**

<b>Total Funds</b>	<b>\$1,059,298</b>	<b>11.3</b>	<b>\$1,046,874</b>	<b>10.1</b>	<b>\$1,459,861</b>	<b>17.0</b>	<b>\$1,527,398</b>	<b>17.0</b>	<b>\$1,443,442</b>	<b>17.0</b>
<b>General Fund</b>	<b>\$959,298</b>	<b>10.1</b>	<b>\$946,874</b>	<b>10.1</b>	<b>\$832,715</b>	<b>10.1</b>	<b>\$900,252</b>	<b>10.1</b>	<b>\$816,296</b>	<b>10.1</b>
<b>General Fund Exempt</b>	<b>\$0</b>		<b>\$0</b>	<b>0.0</b>	<b>\$0</b>	<b>0.0</b>	<b>\$0</b>	<b>0.0</b>	<b>\$0</b>	<b>0.0</b>
<b>Cash Funds</b>	<b>\$0</b>		<b>\$0</b>	<b>0.0</b>	<b>\$0</b>	<b>0.0</b>	<b>\$0</b>	<b>0.0</b>	<b>\$0</b>	<b>0.0</b>
<b>Cash Funds Exempt / Reappropriated Funds</b>	<b>\$100,000</b>		<b>\$100,000</b>	<b>0.0</b>	<b>\$627,146</b>	<b>6.9</b>	<b>\$627,146</b>	<b>6.9</b>	<b>\$627,146</b>	<b>6.9</b>
<b>Federal Funds</b>	<b>\$0</b>		<b>\$0</b>	<b>0.0</b>	<b>\$0</b>	<b>0.0</b>	<b>\$0</b>	<b>0.0</b>	<b>\$0</b>	<b>0.0</b>

Expenditures

Total Funds	\$1,050,020	9.7	\$976,898	9.8	N/A	N/A	N/A	N/A	N/A	N/A
-------------	-------------	-----	-----------	-----	-----	-----	-----	-----	-----	-----

Colorado Department of Education  
 FY 2011-12 Budget Cycle  
 Schedule 3

(1) MANAGEMENT AND ADMINISTRATION; (B) Information Technology, Information Technology Services

	FY 2008-09		FY 2009-10		FY 2010-11		FY 2010-11		FY 2011-12	
	Actuals	FTE	Actuals	FTE	Appropriated	FTE	Estimate	FTE	Request	FTE
General Fund	\$950,020	9.7	\$938,895	9.8	N/A		N/A		N/A	
General Fund Exempt	\$0		\$0	0.0	N/A		N/A		N/A	
Cash Funds	\$0		\$0	0.0	N/A		N/A		N/A	
Cash Funds Exempt / Reappropriated Funds	\$100,000		\$38,003	0.0	N/A		N/A		N/A	
Federal Funds	\$0		\$0	0.0	N/A		N/A		N/A	

**Under/(Over) Expenditures**

<b>Total Funds</b>	<b>\$9,278</b>	<b>1.6</b>	<b>\$69,976</b>	<b>0.3</b>	<b>N/A</b>	<b>N/A</b>	<b>N/A</b>	<b>N/A</b>	<b>N/A</b>	<b>N/A</b>
<b>General Fund</b>	<b>\$9,278</b>	<b>0.4</b>	<b>\$7,979</b>	<b>0.3</b>	<b>N/A</b>		<b>N/A</b>		<b>N/A</b>	
<b>General Fund Exempt</b>	<b>\$0</b>		<b>\$0</b>	<b>0.0</b>	<b>N/A</b>		<b>N/A</b>		<b>N/A</b>	
<b>Cash Funds</b>	<b>\$0</b>		<b>\$0</b>	<b>0.0</b>	<b>N/A</b>		<b>N/A</b>		<b>N/A</b>	
<b>Cash Funds Exempt / Reappropriated Funds</b>	<b>\$0</b>		<b>\$61,997</b>	<b>0.0</b>	<b>N/A</b>		<b>N/A</b>		<b>N/A</b>	
<b>Federal Funds</b>	<b>\$0</b>		<b>\$0</b>	<b>0.0</b>	<b>N/A</b>		<b>N/A</b>		<b>N/A</b>	

Colorado Department of Education  
FY 2011-12 Budget Cycle  
Schedule 3

(1) MANAGEMENT AND ADMINISTRATION; (B) Information Technology, School Accountability Reports and State Data Reporting System

	FY 2008-09		FY 2009-10		FY 2010-11		FY 2010-11		FY 2011-12	
	Actuals	FTE	Actuals	FTE	Appropriated	FTE	Estimate	FTE	Request	FTE

HB 08-1375, SB 09-259, HB 10-1376 Prior Year Appropriation (Long Bill)

Total Funds	\$1,318,735	3.0	\$1,304,138	3.0	\$1,292,172	6.0	\$1,292,172	6.0	\$1,292,172	6.0
General Fund	\$1,318,735	3.0	\$1,304,138	3.0	\$1,292,172	6.0	\$1,292,172	6.0	\$1,292,172	6.0
General Fund Exempt	\$0		\$0	0.0	\$0	0.0	\$0	0.0	\$0	
Cash Funds	\$0		\$0	0.0	\$0	0.0	\$0	0.0	\$0	
Cash Funds Exempt / Reappropriated Funds	\$0		\$0	0.0	\$0	0.0	\$0	0.0	\$0	
Federal Funds	\$0		\$0	0.0	\$0	0.0	\$0	0.0	\$0	

SB 10-065 (Supplemental)

Total Funds	\$0	0.0	\$2,490,065	0.0	N/A	N/A	N/A	N/A	N/A	N/A
General Fund	\$0		(\$9,935)	0.0	N/A		N/A		N/A	
General Fund Exempt	\$0		\$0	0.0	N/A		N/A		N/A	
Cash Funds	\$0		\$0	0.0	N/A		N/A		N/A	
Cash Funds Exempt / Reappropriated Funds	\$0		\$0	0.0	N/A		N/A		N/A	
Federal Funds	\$0		\$2,500,000	0.0	N/A		N/A		N/A	

SB 09-163 Education Accountability System

Total Funds	\$0	0.0	(\$8,914)	2.7	\$0	0.0	\$0	0.0	N/A	N/A
General Fund	\$0		(\$8,914)	2.7	\$0		\$0	0.0	N/A	
General Fund Exempt	\$0		\$0	0.0	\$0		\$0	0.0	N/A	
Cash Funds	\$0		\$0	0.0	\$0		\$0	0.0	N/A	
Cash Funds Exempt / Reappropriated Funds	\$0		\$0	0.0	\$0		\$0	0.0	N/A	
Federal Funds	\$0		\$0	0.0	\$0		\$0	0.0	N/A	

**Total Appropriation**

<b>Total Funds</b>	<b>\$1,318,735</b>	<b>3.0</b>	<b>\$3,785,289</b>	<b>5.7</b>	<b>\$1,292,172</b>	<b>6.0</b>	<b>\$1,292,172</b>	<b>6.0</b>	<b>\$1,292,172</b>	<b>6.0</b>
<b>General Fund</b>	<b>\$1,318,735</b>	<b>3.0</b>	<b>\$1,285,289</b>	<b>5.7</b>	<b>\$1,292,172</b>	<b>6.0</b>	<b>\$1,292,172</b>	<b>6.0</b>	<b>\$1,292,172</b>	<b>6.0</b>
<b>General Fund Exempt</b>	<b>\$0</b>		<b>\$0</b>	<b>0.0</b>	<b>\$0</b>	<b>0.0</b>	<b>\$0</b>	<b>0.0</b>	<b>\$0</b>	<b>0.0</b>
<b>Cash Funds</b>	<b>\$0</b>		<b>\$0</b>	<b>0.0</b>	<b>\$0</b>	<b>0.0</b>	<b>\$0</b>	<b>0.0</b>	<b>\$0</b>	<b>0.0</b>
<b>Cash Funds Exempt / Reappropriated Funds</b>	<b>\$0</b>		<b>\$0</b>	<b>0.0</b>	<b>\$0</b>	<b>0.0</b>	<b>\$0</b>	<b>0.0</b>	<b>\$0</b>	<b>0.0</b>
<b>Federal Funds</b>	<b>\$0</b>		<b>\$2,500,000</b>	<b>0.0</b>	<b>\$0</b>	<b>0.0</b>	<b>\$0</b>	<b>0.0</b>	<b>\$0</b>	<b>0.0</b>



Colorado Department of Education  
FY 2011-12 Budget Cycle  
Schedule 3

(1) MANAGEMENT AND ADMINISTRATION; (B) Information Technology, School Accountability Reports and State Data Reporting System

	FY 2008-09		FY 2009-10		FY 2010-11		FY 2010-11		FY 2011-12	
	Actuals	FTE	Actuals	FTE	Appropriated	FTE	Estimate	FTE	Request	FTE
POTS Expenditures / Allocation										
Total Funds	\$49,964	0.0	\$125,000	0.0	N/A	N/A	\$25,000	0.0	N/A	
General Fund	\$49,964		\$125,000		N/A		\$25,000		N/A	
General Fund Exempt	\$0		\$0		N/A		\$0		N/A	
Cash Funds	\$0		\$0		N/A		\$0		N/A	
Cash Funds Exempt / Reappropriated Funds	\$0		\$0		N/A		\$0		N/A	
Federal Funds	\$0		\$0		N/A		\$0		N/A	

SB10-146 Annualization - Modify Contributions to PERA

Total Funds	N/A	N/A	N/A	N/A	N/A	N/A	N/A	N/A	\$8,072	0.0
General Fund	N/A		N/A		N/A		N/A		\$8,072	
General Fund Exempt	N/A		N/A		N/A		N/A		\$0	
Cash Funds	N/A		N/A		N/A		N/A		\$0	
Cash Funds Exempt / Reappropriated Funds	N/A		N/A		N/A		N/A		\$0	
Federal Funds	N/A		N/A		N/A		N/A		\$0	

Supplemental - 1% Across the Board Personal Services Reduction

Total Funds	\$0		\$0		N/A	N/A	(\$6,307)	0.0	\$0	
General Fund	\$0		\$0		N/A		(\$6,307)		\$0	
General Fund Exempt	\$0		\$0		N/A		\$0		\$0	
Cash Funds	\$0		\$0		N/A		\$0		\$0	
Cash Funds Exempt / Reappropriated Funds	\$0		\$0		N/A		\$0		\$0	
Federal Funds	\$0		\$0		N/A		\$0		\$0	

Restricted ARRA Federal Funds

Total Funds	\$0	0.0	(\$2,500,000)	0.0	N/A	N/A	\$0	0.0	N/A	N/A
General Fund	\$0		\$0	0.0	N/A		\$0		N/A	
General Fund Exempt	\$0		\$0	0.0	N/A		\$0		N/A	
Cash Funds	\$0		\$0	0.0	N/A		\$0		N/A	
Cash Funds Exempt / Reappropriated Funds	\$0		\$0	0.0	N/A		\$0		N/A	
Federal Funds	\$0		(\$2,500,000)	0.0	N/A		\$0		N/A	

DI - NP Statewide PERA Adjustment

Colorado Department of Education  
 FY 2011-12 Budget Cycle  
 Schedule 3

(1) MANAGEMENT AND ADMINISTRATION; (B) Information Technology, School Accountability Reports and State Data Reporting System

	FY 2008-09		FY 2009-10		FY 2010-11		FY 2010-11		FY 2011-12	
	Actuals	FTE	Actuals	FTE	Appropriated	FTE	Estimate	FTE	Request	FTE
Total Funds	N/A	N/A	N/A	N/A	N/A	N/A	N/A	N/A	(\$13,393)	0.0
General Fund	N/A		N/A		N/A		N/A		(\$13,393)	
General Fund Exempt	N/A		N/A		N/A		N/A		\$0	
Cash Funds	N/A		N/A		N/A		N/A		\$0	
Cash Funds Exempt / Reappropriated Funds	N/A		N/A		N/A		N/A		\$0	
Federal Funds	N/A		N/A		N/A		N/A		\$0	

DI - NP 2% Across the Board Personal Services Reduction

Total Funds	N/A	N/A	N/A	N/A	N/A	N/A	N/A	N/A	(\$12,922)	0.0
General Fund	N/A		N/A		N/A		N/A		(\$12,922)	
General Fund Exempt	N/A		N/A		N/A		N/A		\$0	
Cash Funds	N/A		N/A		N/A		N/A		\$0	
Cash Funds Exempt / Reappropriated Funds	N/A		N/A		N/A		N/A		\$0	
Federal Funds	N/A		N/A		N/A		N/A		\$0	

**Total Spending Authority / Request**

<b>Total Funds</b>	<b>\$1,368,699</b>	<b>3.0</b>	<b>\$1,410,289</b>	<b>5.7</b>	<b>\$1,292,172</b>	<b>6.0</b>	<b>\$1,310,865</b>	<b>6.0</b>	<b>\$1,273,929</b>	<b>6.0</b>
<b>General Fund</b>	<b>\$1,368,699</b>	<b>3.0</b>	<b>\$1,410,289</b>	<b>5.7</b>	<b>\$1,292,172</b>	<b>6.0</b>	<b>\$1,310,865</b>	<b>6.0</b>	<b>\$1,273,929</b>	<b>6.0</b>
<b>General Fund Exempt</b>	<b>\$0</b>		<b>\$0</b>	<b>0.0</b>	<b>\$0</b>	<b>0.0</b>	<b>\$0</b>	<b>0.0</b>	<b>\$0</b>	<b>0.0</b>
<b>Cash Funds</b>	<b>\$0</b>		<b>\$0</b>	<b>0.0</b>	<b>\$0</b>	<b>0.0</b>	<b>\$0</b>	<b>0.0</b>	<b>\$0</b>	<b>0.0</b>
<b>Cash Funds Exempt / Reappropriated Funds</b>	<b>\$0</b>		<b>\$0</b>	<b>0.0</b>	<b>\$0</b>	<b>0.0</b>	<b>\$0</b>	<b>0.0</b>	<b>\$0</b>	<b>0.0</b>
<b>Federal Funds</b>	<b>\$0</b>		<b>\$0</b>	<b>0.0</b>	<b>\$0</b>	<b>0.0</b>	<b>\$0</b>	<b>0.0</b>	<b>\$0</b>	<b>0.0</b>

Colorado Department of Education  
 FY 2011-12 Budget Cycle  
 Schedule 3

(1) MANAGEMENT AND ADMINISTRATION; (B) Information Technology, School Accountability Reports and State Data Reporting System

	FY 2008-09		FY 2009-10		FY 2010-11		FY 2010-11		FY 2011-12	
	Actuals	FTE	Actuals	FTE	Appropriated	FTE	Estimate	FTE	Request	FTE
<b>Expenditures</b>										
Total Funds	\$1,368,698	3.4	\$1,382,200	6.5	N/A	N/A	N/A	N/A	N/A	N/A
General Fund	\$1,368,698	3.4	\$1,382,200	6.5	N/A		N/A		N/A	
General Fund Exempt	\$0		\$0	0.0	N/A		N/A		N/A	
Cash Funds	\$0		\$0	0.0	N/A		N/A		N/A	
Cash Funds Exempt / Reappropriated Funds	\$0		\$0	0.0	N/A		N/A		N/A	
Federal Funds	\$0		\$0	0.0	N/A		N/A		N/A	
<b>Under/(Over) Expenditures</b>										
Total Funds	\$1	(0.4)	\$28,089	(0.8)	N/A	N/A	N/A	N/A	N/A	N/A
General Fund	\$1	(0.4)	\$28,089	(0.8)	N/A		N/A		N/A	
General Fund Exempt	\$0		\$0	0.0	N/A		N/A		N/A	
Cash Funds	\$0		\$0	0.0	N/A		N/A		N/A	
Cash Funds Exempt / Reappropriated Funds	\$0		\$0	0.0	N/A		N/A		N/A	
Federal Funds	\$0		\$0	0.0	N/A		N/A		N/A	

Colorado Department of Education  
 FY 2011-12 Budget Cycle  
 Schedule 3

(1) MANAGEMENT AND ADMINISTRATION; (B) Information Technology, Purchase of Services from Computer Center

	FY 2008-09		FY 2009-10		FY 2010-11		FY 2010-11		FY 2011-12	
	Actuals	FTE	Actuals	FTE	Appropriated	FTE	Estimate	FTE	Request	FTE

HB 08-1375, SB 09-259, HB 10-1376 Prior Year Appropriation (Long Bill)

Total Funds	\$47,628	0.0	\$47,628	0.0	\$45,635	0.0	\$45,635	0.0	\$45,635	0.0
General Fund	\$47,628		\$47,628		\$45,635		\$45,635		\$45,635	
General Fund Exempt	\$0		\$0		\$0		\$0		\$0	
Cash Funds	\$0		\$0		\$0		\$0		\$0	
Cash Funds Exempt / Reappropriated Funds	\$0		\$0		\$0		\$0		\$0	
Federal Funds	\$0		\$0		\$0		\$0		\$0	

SB 09-259, HB 10-1376 (Long Bill Add-ons)

Total Funds	\$0	0.0	(\$1,768)	0.0	N/A	N/A	N/A	N/A	N/A	N/A
General Fund	\$0		(\$1,768)		N/A		N/A		N/A	
General Fund Exempt	\$0		\$0		N/A		N/A		N/A	
Cash Funds	\$0		\$0		N/A		N/A		N/A	
Cash Funds Exempt / Reappropriated Funds	\$0		\$0		N/A		N/A		N/A	
Federal Funds	\$0		\$0		N/A		N/A		N/A	

**Total Appropriation**

<b>Total Funds</b>	<b>\$47,628</b>	<b>0.0</b>	<b>\$45,860</b>	<b>0.0</b>	<b>\$45,635</b>	<b>0.0</b>	<b>\$45,635</b>	<b>0.0</b>	<b>\$45,635</b>	<b>0.0</b>
<b>General Fund</b>	<b>\$47,628</b>		<b>\$45,860</b>		<b>\$45,635</b>		<b>\$45,635</b>		<b>\$45,635</b>	
<b>General Fund Exempt</b>	<b>\$0</b>		<b>\$0</b>		<b>\$0</b>		<b>\$0</b>		<b>\$0</b>	
<b>Cash Funds</b>	<b>\$0</b>		<b>\$0</b>		<b>\$0</b>		<b>\$0</b>		<b>\$0</b>	
<b>Cash Funds Exempt / Reappropriated Funds</b>	<b>\$0</b>		<b>\$0</b>		<b>\$0</b>		<b>\$0</b>		<b>\$0</b>	
<b>Federal Funds</b>	<b>\$0</b>		<b>\$0</b>		<b>\$0</b>		<b>\$0</b>		<b>\$0</b>	

Common Policy Change (September 2 Allocations)

Total Funds	N/A	N/A	N/A	N/A	N/A	N/A	N/A	N/A	\$78,255	0.0
General Fund	N/A		N/A		N/A		N/A		\$78,255	
General Fund Exempt	N/A		N/A		N/A		N/A		\$0	
Cash Funds	N/A		N/A		N/A		N/A		\$0	
Cash Funds Exempt / Reappropriated Funds	N/A		N/A		N/A		N/A		\$0	
Federal Funds	N/A		N/A		N/A		N/A		\$0	

Colorado Department of Education  
 FY 2011-12 Budget Cycle  
 Schedule 3

(1) MANAGEMENT AND ADMINISTRATION; (B) Information Technology, Purchase of Services from Computer Center

	FY 2008-09		FY 2009-10		FY 2010-11		FY 2010-11		FY 2011-12	
	Actuals	FTE	Actuals	FTE	Appropriated	FTE	Estimate	FTE	Request	FTE
<b>Total Spending Authority / Request</b>										
<b>Total Funds</b>	\$47,628	0.0	\$45,860	0.0	\$45,635	0.0	\$45,635	0.0	\$123,890	0.0
<b>General Fund</b>	\$47,628		\$45,860		\$45,635		\$45,635		\$123,890	
<b>General Fund Exempt</b>	\$0		\$0		\$0		\$0		\$0	
<b>Cash Funds</b>	\$0		\$0		\$0		\$0		\$0	
<b>Cash Funds Exempt / Reappropriated Funds</b>	\$0		\$0		\$0		\$0		\$0	
<b>Federal Funds</b>	\$0		\$0		\$0		\$0		\$0	

Expenditures

Total Funds	\$47,628	0.0	\$45,860	0.0	N/A	N/A	N/A	N/A	N/A	N/A
General Fund	\$47,628		\$45,860		N/A		N/A		N/A	
General Fund Exempt	\$0		\$0		N/A		N/A		N/A	
Cash Funds	\$0		\$0		N/A		N/A		N/A	
Cash Funds Exempt / Reappropriated Funds	\$0		\$0		N/A		N/A		N/A	
Federal Funds	\$0		\$0		N/A		N/A		N/A	

Under/(Over) Expenditures

<b>Total Funds</b>	\$0	0.0	\$0	0.0	N/A	N/A	N/A	N/A	N/A	N/A
<b>General Fund</b>	\$0		\$0		N/A		N/A		N/A	
<b>General Fund Exempt</b>	\$0		\$0		N/A		N/A		N/A	
<b>Cash Funds</b>	\$0		\$0		N/A		N/A		N/A	
<b>Cash Funds Exempt / Reappropriated Funds</b>	\$0		\$0		N/A		N/A		N/A	
<b>Federal Funds</b>	\$0		\$0		N/A		N/A		N/A	

Colorado Department of Education  
 FY 2011-12 Budget Cycle  
 Schedule 3

(1) MANAGEMENT AND ADMINISTRATION; (B) Information Technology, Multiuse Network Payments

	FY 2008-09		FY 2009-10		FY 2010-11		FY 2010-11		FY 2011-12	
	Actuals	FTE	Actuals	FTE	Appropriated	FTE	Estimate	FTE	Request	FTE

HB 08-1375, SB 09-259, HB 10-1376 Prior Year Appropriation (Long Bill)

Total Funds	\$35,952	0.0	\$35,952	0.0	\$0	0.0	\$0	0.0	\$0	0.0
General Fund	\$35,952		\$35,952		\$0		\$0		\$0	
General Fund Exempt	\$0		\$0		\$0		\$0		\$0	
Cash Funds	\$0		\$0		\$0		\$0		\$0	
Cash Funds Exempt / Reappropriated Funds	\$0		\$0		\$0		\$0		\$0	
Federal Funds	\$0		\$0		\$0		\$0		\$0	

**Total Appropriation**

<b>Total Funds</b>	<b>\$35,952</b>	<b>0.0</b>	<b>\$35,952</b>	<b>0.0</b>	<b>\$0</b>	<b>0.0</b>	<b>\$0</b>	<b>0.0</b>	<b>\$0</b>	<b>0.0</b>
<b>General Fund</b>	<b>\$35,952</b>		<b>\$35,952</b>		<b>\$0</b>		<b>\$0</b>		<b>\$0</b>	
<b>General Fund Exempt</b>	<b>\$0</b>		<b>\$0</b>		<b>\$0</b>		<b>\$0</b>		<b>\$0</b>	
<b>Cash Funds</b>	<b>\$0</b>		<b>\$0</b>		<b>\$0</b>		<b>\$0</b>		<b>\$0</b>	
<b>Cash Funds Exempt / Reappropriated Funds</b>	<b>\$0</b>		<b>\$0</b>		<b>\$0</b>		<b>\$0</b>		<b>\$0</b>	
<b>Federal Funds</b>	<b>\$0</b>		<b>\$0</b>		<b>\$0</b>		<b>\$0</b>		<b>\$0</b>	

Common Policy Change (September 2 Allocations)

Total Funds	N/A	N/A	N/A	N/A	N/A	N/A	N/A	N/A	N/A	N/A	\$28,303	0.0
General Fund	N/A		N/A		N/A		N/A		N/A		\$28,303	
General Fund Exempt	N/A		N/A		N/A		N/A		N/A		\$0	
Cash Funds	N/A		N/A		N/A		N/A		N/A		\$0	
Cash Funds Exempt / Reappropriated Funds	N/A		N/A		N/A		N/A		N/A		\$0	
Federal Funds	N/A		N/A		N/A		N/A		N/A		\$0	

**Total Spending Authority / Request**

<b>Total Funds</b>	<b>\$35,952</b>	<b>0.0</b>	<b>\$35,952</b>	<b>0.0</b>	<b>\$0</b>	<b>0.0</b>	<b>\$0</b>	<b>0.0</b>	<b>\$28,303</b>	<b>0.0</b>
<b>General Fund</b>	<b>\$35,952</b>		<b>\$35,952</b>		<b>\$0</b>		<b>\$0</b>		<b>\$28,303</b>	
<b>General Fund Exempt</b>	<b>\$0</b>		<b>\$0</b>		<b>\$0</b>		<b>\$0</b>		<b>\$0</b>	
<b>Cash Funds</b>	<b>\$0</b>		<b>\$0</b>		<b>\$0</b>		<b>\$0</b>		<b>\$0</b>	
<b>Cash Funds Exempt / Reappropriated Funds</b>	<b>\$0</b>		<b>\$0</b>		<b>\$0</b>		<b>\$0</b>		<b>\$0</b>	
<b>Federal Funds</b>	<b>\$0</b>		<b>\$0</b>		<b>\$0</b>		<b>\$0</b>		<b>\$0</b>	

Colorado Department of Education  
 FY 2011-12 Budget Cycle  
 Schedule 3

(1) MANAGEMENT AND ADMINISTRATION; (B) Information Technology, Multiuse Network Payments

	FY 2008-09		FY 2009-10		FY 2010-11		FY 2010-11		FY 2011-12	
	Actuals	FTE	Actuals	FTE	Appropriated	FTE	Estimate	FTE	Request	FTE
<b>Expenditures</b>										
Total Funds	\$35,952	0.0	\$35,952	0.0	N/A	N/A	N/A	N/A	N/A	N/A
General Fund	\$35,952		\$35,952		N/A		N/A		N/A	
General Fund Exempt	\$0		\$0		N/A		N/A		N/A	
Cash Funds	\$0		\$0		N/A		N/A		N/A	
Cash Funds Exempt / Reappropriated Funds	\$0		\$0		N/A		N/A		N/A	
Federal Funds	\$0		\$0		N/A		N/A		N/A	
<b>Under/(Over) Expenditures</b>										
Total Funds	\$0	0.0	N/A	N/A	N/A	N/A	N/A	N/A	N/A	N/A
General Fund	\$0		N/A		N/A		N/A		N/A	
General Fund Exempt	\$0		N/A		N/A		N/A		N/A	
Cash Funds	\$0		N/A		N/A		N/A		N/A	
Cash Funds Exempt / Reappropriated Funds	\$0		N/A		N/A		N/A		N/A	
Federal Funds	\$0		N/A		N/A		N/A		N/A	

Colorado Department of Education  
 FY 2011-12 Budget Cycle  
 Schedule 3

(1) MANAGEMENT AND ADMINISTRATION; (B) Information Technology, Asset Maintenance

	FY 2008-09		FY 2009-10		FY 2010-11		FY 2010-11		FY 2011-12	
	Actuals	FTE	Actuals	FTE	Appropriated	FTE	Estimate	FTE	Request	FTE

HB 08-1375, SB 09-259, HB 10-1376 Prior Year Appropriation (Long Bill)

Total Funds	\$90,697	0.0	\$303,830	0.0	\$303,830	0.0	\$303,830	0.0	\$303,830	0.0
General Fund	\$90,697		\$303,830		\$303,830		\$303,830		\$303,830	
General Fund Exempt	\$0		\$0		\$0		\$0		\$0	
Cash Funds	\$0		\$0		\$0		\$0		\$0	
Cash Funds Exempt / Reappropriated Funds	\$0		\$0		\$0		\$0		\$0	
Federal Funds	\$0		\$0		\$0		\$0		\$0	

**Total Appropriation**

Total Funds	\$90,697	0.0	\$303,830	0.0	\$303,830	0.0	\$303,830	0.0	\$303,830	0.0
General Fund	\$90,697		\$303,830		\$303,830		\$303,830		\$303,830	
General Fund Exempt	\$0		\$0		\$0		\$0		\$0	
Cash Funds	\$0		\$0		\$0		\$0		\$0	
Cash Funds Exempt / Reappropriated Funds	\$0		\$0		\$0		\$0		\$0	
Federal Funds	\$0		\$0		\$0		\$0		\$0	

**Total Spending Authority / Request**

Total Funds	\$90,697	0.0	\$303,830	0.0	\$303,830	0.0	\$303,830	0.0	\$303,830	0.0
General Fund	\$90,697		\$303,830		\$303,830		\$303,830		\$303,830	
General Fund Exempt	\$0		\$0		\$0		\$0		\$0	
Cash Funds	\$0		\$0		\$0		\$0		\$0	
Cash Funds Exempt / Reappropriated Funds	\$0		\$0		\$0		\$0		\$0	
Federal Funds	\$0		\$0		\$0		\$0		\$0	



Colorado Department of Education  
 FY 2011-12 Budget Cycle  
 Schedule 3

(1) MANAGEMENT AND ADMINISTRATION; (B) Information Technology, Asset Maintenance

	FY 2008-09		FY 2009-10		FY 2010-11		FY 2010-11		FY 2011-12	
	Actuals	FTE	Actuals	FTE	Appropriated	FTE	Estimate	FTE	Request	FTE
<b>Expenditures</b>										
Total Funds	\$89,224	0.0	\$303,540	0.0	N/A	N/A	N/A	N/A	N/A	N/A
General Fund	\$89,224		\$303,540		N/A		N/A		N/A	
General Fund Exempt	\$0		\$0		N/A		N/A		N/A	
Cash Funds	\$0		\$0		N/A		N/A		N/A	
Cash Funds Exempt / Reappropriated Funds	\$0		\$0		N/A		N/A		N/A	
Federal Funds	\$0		\$0		N/A		N/A		N/A	
<b>Under/(Over) Expenditures</b>										
Total Funds	\$1,473	0.0	\$290	0.0	N/A	N/A	N/A	N/A	N/A	N/A
General Fund	\$1,473		\$290		N/A		N/A		N/A	
General Fund Exempt	\$0		\$0		N/A		N/A		N/A	
Cash Funds	\$0		\$0		N/A		N/A		N/A	
Cash Funds Exempt / Reappropriated Funds	\$0		\$0		N/A		N/A		N/A	
Federal Funds	\$0		\$0		N/A		N/A		N/A	

Colorado Department of Education  
 FY 2011-12 Budget Cycle  
 Schedule 3

(1) MANAGEMENT AND ADMINISTRATION; (B) Information Technology, Disaster Recovery

	FY 2008-09		FY 2009-10		FY 2010-11		FY 2010-11		FY 2011-12	
	Actuals	FTE	Actuals	FTE	Appropriated	FTE	Estimate	FTE	Request	FTE

HB 08-1375, SB 09-259, HB 10-1376 Prior Year Appropriation (Long Bill)

Total Funds	\$19,722	0.0	\$19,722	0.0	\$19,722	0.0	\$19,722	0.0	\$19,722	0.0
General Fund	\$19,722		\$19,722		\$19,722		\$19,722		\$19,722	
General Fund Exempt	\$0		\$0		\$0		\$0		\$0	
Cash Funds	\$0		\$0		\$0		\$0		\$0	
Cash Funds Exempt / Reappropriated Funds	\$0		\$0		\$0		\$0		\$0	
Federal Funds	\$0		\$0		\$0		\$0		\$0	

**Total Appropriation**

Total Funds	\$19,722	0.0	\$19,722	0.0	\$19,722	0.0	\$19,722	0.0	\$19,722	0.0
General Fund	\$19,722		\$19,722		\$19,722		\$19,722		\$19,722	
General Fund Exempt	\$0		\$0		\$0		\$0		\$0	
Cash Funds	\$0		\$0		\$0		\$0		\$0	
Cash Funds Exempt / Reappropriated Funds	\$0		\$0		\$0		\$0		\$0	
Federal Funds	\$0		\$0		\$0		\$0		\$0	

**Total Spending Authority / Request**

Total Funds	\$19,722	0.0	\$19,722	0.0	\$19,722	0.0	\$19,722	0.0	\$19,722	0.0
General Fund	\$19,722		\$19,722		\$19,722		\$19,722		\$19,722	
General Fund Exempt	\$0		\$0		\$0		\$0		\$0	
Cash Funds	\$0		\$0		\$0		\$0		\$0	
Cash Funds Exempt / Reappropriated Funds	\$0		\$0		\$0		\$0		\$0	
Federal Funds	\$0		\$0		\$0		\$0		\$0	

Colorado Department of Education  
 FY 2011-12 Budget Cycle  
 Schedule 3

(1) MANAGEMENT AND ADMINISTRATION; (B) Information Technology, Disaster Recovery

	FY 2008-09		FY 2009-10		FY 2010-11		FY 2010-11		FY 2011-12	
	Actuals	FTE	Actuals	FTE	Appropriated	FTE	Estimate	FTE	Request	FTE
<b>Expenditures</b>										
Total Funds	\$19,238	0.0	\$7,387	0.0	N/A	N/A	N/A	N/A	N/A	N/A
General Fund	\$19,238		\$7,387		N/A		N/A		N/A	
General Fund Exempt	\$0		\$0		N/A		N/A		N/A	
Cash Funds	\$0		\$0		N/A		N/A		N/A	
Cash Funds Exempt / Reappropriated Funds	\$0		\$0		N/A		N/A		N/A	
Federal Funds	\$0		\$0		N/A		N/A		N/A	
<b>Under/(Over) Expenditures</b>										
Total Funds	\$484	0.0	\$12,335	0.0	N/A	N/A	N/A	N/A	N/A	N/A
General Fund	\$484		\$12,335		N/A		N/A		N/A	
General Fund Exempt	\$0		\$0		N/A		N/A		N/A	
Cash Funds	\$0		\$0		N/A		N/A		N/A	
Cash Funds Exempt / Reappropriated Funds	\$0		\$0		N/A		N/A		N/A	
Federal Funds	\$0		\$0		N/A		N/A		N/A	

Colorado Department of Education  
FY 2011-12 Budget Cycle  
Schedule 3

(1) MANAGEMENT AND ADMINISTRATION; (C) Assessments and Data Analyses, Colorado Student Assessment Program

	FY 2008-09		FY 2009-10		FY 2010-11		FY 2010-11		FY 2011-12	
	Actuals	FTE	Actuals	FTE	Appropriated	FTE	Estimate	FTE	Request	FTE
HB 08-1375, SB 09-259, HB 10-1376 Prior Year Appropriation (Long Bill)										
Total Funds	\$20,312,396	7.0	\$20,332,451	7.0	\$21,689,344	11.8	\$21,689,344	11.8	\$21,689,344	11.8
General Fund	\$15,719,422	5.0	\$0	0.0	\$0	0.0	\$0	0.0	\$0	0.0
General Fund Exempt	\$0		\$0	0.0	\$0	0.0	\$0	0.0	\$0	0.0
Cash Funds	\$0		\$15,727,544	5.0	\$15,756,521	5.0	\$15,756,521	5.0	\$15,756,521	5.0
Cash Funds Exempt / Reappropriated Funds	\$0		\$0	0.0	\$0	0.0	\$0	0.0	\$0	0.0
Federal Funds	\$4,592,974	2.0	\$4,604,907	2.0	\$5,932,823	6.8	\$5,932,823	6.8	\$5,932,823	6.8

SB 10-065 (Supplemental)

Total Funds	\$0	0.0	(\$32,848)	0.0	N/A	N/A	N/A	N/A	N/A	N/A
General Fund	\$0	0.0	\$0	0.0	N/A		N/A		N/A	
General Fund Exempt	\$0	0.0	\$0	0.0	N/A		N/A		N/A	
Cash Funds	\$0	0.0	(\$10,096)	0.0	N/A		N/A		N/A	
Cash Funds Exempt / Reappropriated Funds	\$0	0.0	\$0	0.0	N/A		N/A		N/A	
Federal Funds	\$0	0.0	(\$22,752)	0.0	N/A		N/A		N/A	

SB 09-259, HB 10-1376 (Long Bill Add-ons)

Total Funds	\$0	0.0	\$0	0.0	N/A	N/A	N/A	N/A	N/A	N/A
General Fund	(\$15,719,422)	(5.0)	\$0		N/A		N/A		N/A	
General Fund Exempt	\$0		\$0		N/A		N/A		N/A	
Cash Funds	\$15,719,422	5.0	\$0		N/A		N/A		N/A	
Cash Funds Exempt / Reappropriated Funds	\$0		\$0		N/A		N/A		N/A	
Federal Funds	\$0		\$0		N/A		N/A		N/A	

**Total Appropriation**

Total Funds	\$20,312,396	7.0	\$20,299,603	7.0	\$21,689,344	11.8	\$21,689,344	11.8	\$21,689,344	11.8
General Fund	\$0		\$0	0.0	\$0	0.0	\$0	0.0	\$0	0.0
General Fund Exempt	\$0		\$0	0.0	\$0	0.0	\$0	0.0	\$0	0.0
Cash Funds	\$15,719,422	5.0	\$15,717,448	5.0	\$15,756,521	5.0	\$15,756,521	5.0	\$15,756,521	5.0
Cash Funds Exempt / Reappropriated Funds	\$0		\$0	0.0	\$0	0.0	\$0	0.0	\$0	0.0
Federal Funds	\$4,592,974	2.0	\$4,582,155	2.0	\$5,932,823	6.8	\$5,932,823	6.8	\$5,932,823	6.8

Colorado Department of Education  
 FY 2011-12 Budget Cycle  
 Schedule 3

(1) MANAGEMENT AND ADMINISTRATION; (C) Assessments and Data Analyses, Colorado Student Assessment Program

	FY 2008-09		FY 2009-10		FY 2010-11		FY 2010-11		FY 2011-12	
	Actuals	FTE	Actuals	FTE	Appropriated	FTE	Estimate	FTE	Request	FTE
POTS Expenditures / Allocation										
Total Funds	\$0	0.0	\$0	0.0	N/A		\$133,061	0.0	N/A	
General Fund	\$0		\$0		N/A		\$0		N/A	
General Fund Exempt	\$0		\$0		N/A		\$0		N/A	
Cash Funds	\$0		\$0		N/A		\$133,061		N/A	
Cash Funds Exempt / Reappropriated Funds	\$0		\$0		N/A		\$0		N/A	
Federal Funds	\$0		\$0		N/A		\$0		N/A	

SB10-146 Annualization - Modify Contributions to PERA

Total Funds	N/A	N/A	N/A	N/A	N/A	N/A	N/A	N/A	\$26,689	0.0
General Fund	N/A		N/A		N/A		N/A		\$0	
General Fund Exempt	N/A		N/A		N/A		N/A		\$0	
Cash Funds	N/A		N/A		N/A		N/A		\$8,203	
Cash Funds Exempt / Reappropriated Funds	N/A		N/A		N/A		N/A		\$0	
Federal Funds	N/A		N/A		N/A		N/A		\$18,486	

Federal Grant Awards

Total Funds	\$5,543,941	0.0	\$7,176,169	0.0	\$0	0.0	N/A	N/A	N/A	N/A
General Fund	\$0		\$0		\$0		N/A		N/A	
General Fund Exempt	\$0		\$0		\$0		N/A		N/A	
Cash Funds	\$0		\$0		\$0		N/A		N/A	
Cash Funds Exempt / Reappropriated Funds	\$0		\$0		\$0		N/A		N/A	
Federal Funds	\$5,543,941		\$7,176,169		\$0		N/A		N/A	

DI - NP Statewide PERA Adjustment

Total Funds	N/A	N/A	N/A	N/A	N/A	N/A	N/A	N/A	(\$25,372)	0.0
General Fund	N/A		N/A		N/A		N/A		\$0	
General Fund Exempt	N/A		N/A		N/A		N/A		\$0	
Cash Funds	N/A		N/A		N/A		N/A		(\$5,993)	
Cash Funds Exempt / Reappropriated Funds	N/A		N/A		N/A		N/A		\$0	
Federal Funds	N/A		N/A		N/A		N/A		(\$19,379)	

**Total Spending Authority / Request**

Colorado Department of Education  
 FY 2011-12 Budget Cycle  
 Schedule 3

(1) MANAGEMENT AND ADMINISTRATION; (C) Assessments and Data Analyses, Colorado Student Assessment Program

	FY 2008-09		FY 2009-10		FY 2010-11		FY 2010-11		FY 2011-12	
	Actuals	FTE	Actuals	FTE	Appropriated	FTE	Estimate	FTE	Request	FTE
<b>Total Funds</b>	<b>\$25,856,337</b>	<b>7.0</b>	<b>\$27,475,772</b>	<b>7.0</b>	<b>\$21,689,344</b>	<b>11.8</b>	<b>\$21,822,405</b>	<b>11.8</b>	<b>\$21,690,661</b>	<b>11.8</b>
General Fund	\$0		\$0	0.0	\$0	0.0	\$0	0.0	\$0	0.0
General Fund Exempt	\$0		\$0	0.0	\$0	0.0	\$0	0.0	\$0	0.0
Cash Funds	\$15,719,422	5.0	\$15,717,448	5.0	\$15,756,521	5.0	\$15,889,582	5.0	\$15,758,731	5.0
Cash Funds Exempt / Reappropriated Funds	\$0		\$0	0.0	\$0	0.0	\$0	0.0	\$0	0.0
Federal Funds	\$10,136,915	2.0	\$11,758,324	2.0	\$5,932,823	6.8	\$5,932,823	6.8	\$5,931,930	6.8

Expenditures

Total Funds	\$20,893,265	13.0	\$21,422,184	14.9	N/A	N/A	N/A	N/A	N/A	N/A
General Fund	\$0		\$0	0.0	N/A		N/A		N/A	
General Fund Exempt	\$0		\$0	0.0	N/A		N/A		N/A	
Cash Funds	\$15,719,422	5.3	\$15,717,448	5.0	N/A		N/A		N/A	
Cash Funds Exempt / Reappropriated Funds	\$0		\$0	0.0	N/A		N/A		N/A	
Federal Funds	\$5,173,843	7.7	\$5,704,736	9.9	N/A		N/A		N/A	

Under/(Over) Expenditures

<b>Total Funds</b>	<b>\$4,963,072</b>	<b>(6.0)</b>	<b>\$6,053,588</b>	<b>(7.9)</b>	<b>N/A</b>	<b>N/A</b>	<b>N/A</b>	<b>N/A</b>	<b>N/A</b>	<b>N/A</b>
General Fund	\$0		\$0	0.0	N/A		N/A		N/A	
General Fund Exempt	\$0		\$0	0.0	N/A		N/A		N/A	
Cash Funds	\$0	(0.3)	\$0	0.0	N/A		N/A		N/A	
Cash Funds Exempt / Reappropriated Funds	\$0		\$0	0.0	N/A		N/A		N/A	
Federal Funds	\$4,963,072	(5.7)	\$6,053,588	(7.9)	N/A		N/A		N/A	

Colorado Department of Education  
 FY 2011-12 Budget Cycle  
 Schedule 3

(1) MANAGEMENT AND ADMINISTRATION; (C) Assessments and Data Analyses, Federal Grant for State Assessments and Related Activities

	FY 2008-09		FY 2009-10		FY 2010-11		FY 2010-11		FY 2011-12	
	Actuals	FTE	Actuals	FTE	Appropriated	FTE	Estimate	FTE	Request	FTE

HB 08-1375, SB 09-259, HB 10-1376 Prior Year Appropriation (Long Bill)

Total Funds	\$2,140,496	5.7	\$2,161,644	5.7	\$2,161,644	5.7	\$2,161,644	5.7	\$2,161,644	5.7
General Fund	\$0		\$0	0.0	\$0	0.0	\$0	0.0	\$0	0.0
General Fund Exempt	\$0		\$0	0.0	\$0	0.0	\$0	0.0	\$0	0.0
Cash Funds	\$0		\$0	0.0	\$0	0.0	\$0	0.0	\$0	0.0
Cash Funds Exempt / Reappropriated Funds	\$0		\$0	0.0	\$0	0.0	\$0	0.0	\$0	0.0
Federal Funds	\$2,140,496	5.7	\$2,161,644	5.7	\$2,161,644	5.7	\$2,161,644	5.7	\$2,161,644	5.7

**Total Appropriation**

Total Funds	\$2,140,496	5.7	\$2,161,644	5.7	\$2,161,644	5.7	\$2,161,644	5.7	\$2,161,644	5.7
General Fund	\$0		\$0	0.0	\$0	0.0	\$0	0.0	\$0	0.0
General Fund Exempt	\$0		\$0	0.0	\$0	0.0	\$0	0.0	\$0	0.0
Cash Funds	\$0		\$0	0.0	\$0	0.0	\$0	0.0	\$0	0.0
Cash Funds Exempt / Reappropriated Funds	\$0		\$0	0.0	\$0	0.0	\$0	0.0	\$0	0.0
Federal Funds	\$2,140,496	5.7	\$2,161,644	5.7	\$2,161,644	5.7	\$2,161,644	5.7	\$2,161,644	5.7

**Restricted Federal Funds**

Total Funds	(\$1,070,248)		(\$2,161,644)	0.0	N/A	N/A	\$0	0.0	N/A	N/A
General Fund	\$0		\$0	0.0	N/A		\$0	0.0	N/A	
General Fund Exempt	\$0		\$0	0.0	N/A		\$0	0.0	N/A	
Cash Funds	\$0		\$0	0.0	N/A		\$0	0.0	N/A	
Cash Funds Exempt / Reappropriated Funds	\$0		\$0	0.0	N/A		\$0	0.0	N/A	
Federal Funds	(\$1,070,248)		(\$2,161,644)	0.0	N/A		\$0	0.0	N/A	

**Total Spending Authority / Request**

Total Funds	\$1,070,248	5.7	\$0	5.7	\$2,161,644	5.7	\$2,161,644	5.7	\$2,161,644	5.7
General Fund	\$0		\$0	0.0	\$0		\$0	0.0	\$0	
General Fund Exempt	\$0		\$0	0.0	\$0		\$0	0.0	\$0	
Cash Funds	\$0		\$0	0.0	\$0		\$0	0.0	\$0	
Cash Funds Exempt / Reappropriated Funds	\$0		\$0	0.0	\$0		\$0	0.0	\$0	
Federal Funds	\$1,070,248	5.7	\$0	5.7	\$2,161,644	5.7	\$2,161,644	5.7	\$2,161,644	5.7

Colorado Department of Education  
 FY 2011-12 Budget Cycle  
 Schedule 3

(1) MANAGEMENT AND ADMINISTRATION; (C) Assessments and Data Analyses, Federal Grant for State Assessments and Related Activities

	FY 2008-09		FY 2009-10		FY 2010-11		FY 2010-11		FY 2011-12	
	Actuals	FTE	Actuals	FTE	Appropriated	FTE	Estimate	FTE	Request	FTE
<b>Expenditures</b>										
Total Funds	\$0	0.0	\$0	0.0	N/A	N/A	N/A	N/A	N/A	N/A
General Fund	\$0	0.0	\$0	0.0	N/A		N/A		N/A	
General Fund Exempt	\$0	0.0	\$0	0.0	N/A		N/A		N/A	
Cash Funds	\$0	0.0	\$0	0.0	N/A		N/A		N/A	
Cash Funds Exempt / Reappropriated Funds	\$0	0.0	\$0	0.0	N/A		N/A		N/A	
Federal Funds	\$0	0.0	\$0	0.0	N/A		N/A		N/A	
<b>Under/(Over) Expenditures</b>										
Total Funds	\$1,070,248	5.7	\$0	5.7	N/A	N/A	N/A	N/A	N/A	N/A
General Fund	\$0		\$0	0.0	N/A		N/A		N/A	
General Fund Exempt	\$0		\$0	0.0	N/A		N/A		N/A	
Cash Funds	\$0		\$0	0.0	N/A		N/A		N/A	
Cash Funds Exempt / Reappropriated Funds	\$0		\$0	0.0	N/A		N/A		N/A	
Federal Funds	\$1,070,248	5.7	\$0	5.7	N/A		N/A		N/A	



Colorado Department of Education  
FY 2011-12 Budget Cycle  
Schedule 3

(1) MANAGEMENT AND ADMINISTRATION; (C) Assessments and Data Analyses, Longitudinal Analyses of Student Assessment Results

	FY 2008-09		FY 2009-10		FY 2010-11		FY 2010-11		FY 2011-12	
	Actuals	FTE	Actuals	FTE	Appropriated	FTE	Estimate	FTE	Request	FTE

HB 08-1375, SB 09-259, HB 10-1376 Prior Year Appropriation (Long Bill)

Total Funds	\$286,732	3.0	\$292,820	3.0	\$288,489	3.0	\$288,489	3.0	\$288,489	3.0
General Fund	\$286,732	3.0	\$292,820	3.0	\$288,489	3.0	\$288,489	3.0	\$288,489	3.0
General Fund Exempt	\$0		\$0	0.0	\$0	0.0	\$0	0.0	\$0	0.0
Cash Funds	\$0		\$0	0.0	\$0	0.0	\$0	0.0	\$0	0.0
Cash Funds Exempt / Reappropriated Funds	\$0		\$0	0.0	\$0	0.0	\$0	0.0	\$0	0.0
Federal Funds	\$0		\$0	0.0	\$0	0.0	\$0	0.0	\$0	0.0

SB 10-065 (Supplemental)

Total Funds	\$0	0.0	(\$5,331)	0.0	N/A	N/A	N/A	N/A	N/A	N/A
General Fund	\$0		(\$5,331)	0.0	N/A		N/A		N/A	
General Fund Exempt	\$0		\$0	0.0	N/A		N/A		N/A	
Cash Funds	\$0		\$0	0.0	N/A		N/A		N/A	
Cash Funds Exempt / Reappropriated Funds	\$0		\$0	0.0	N/A		N/A		N/A	
Federal Funds	\$0		\$0	0.0	N/A		N/A		N/A	

**Total Appropriation**

<b>Total Funds</b>	<b>\$286,732</b>	<b>3.0</b>	<b>\$287,489</b>	<b>3.0</b>	<b>\$288,489</b>	<b>3.0</b>	<b>\$288,489</b>	<b>3.0</b>	<b>\$288,489</b>	<b>3.0</b>
<b>General Fund</b>	<b>\$286,732</b>	<b>3.0</b>	<b>\$287,489</b>	<b>3.0</b>	<b>\$288,489</b>	<b>3.0</b>	<b>\$288,489</b>	<b>3.0</b>	<b>\$288,489</b>	<b>3.0</b>
<b>General Fund Exempt</b>	<b>\$0</b>		<b>\$0</b>	<b>0.0</b>	<b>\$0</b>	<b>0.0</b>	<b>\$0</b>	<b>0.0</b>	<b>\$0</b>	<b>0.0</b>
<b>Cash Funds</b>	<b>\$0</b>		<b>\$0</b>	<b>0.0</b>	<b>\$0</b>	<b>0.0</b>	<b>\$0</b>	<b>0.0</b>	<b>\$0</b>	<b>0.0</b>
<b>Cash Funds Exempt / Reappropriated Funds</b>	<b>\$0</b>		<b>\$0</b>	<b>0.0</b>	<b>\$0</b>	<b>0.0</b>	<b>\$0</b>	<b>0.0</b>	<b>\$0</b>	<b>0.0</b>
<b>Federal Funds</b>	<b>\$0</b>		<b>\$0</b>	<b>0.0</b>	<b>\$0</b>	<b>0.0</b>	<b>\$0</b>	<b>0.0</b>	<b>\$0</b>	<b>0.0</b>

POTS Expenditures / Allocation

Total Funds	\$0	0.0	\$25,710	0.0	N/A	N/A	\$0	0.0	N/A	N/A
General Fund	\$0		\$25,710		N/A		\$0		N/A	
General Fund Exempt	\$0		\$0		N/A		\$0		N/A	
Cash Funds	\$0		\$0		N/A		\$0		N/A	
Cash Funds Exempt / Reappropriated Funds	\$0		\$0		N/A		\$0		N/A	
Federal Funds	\$0		\$0		N/A		\$0		N/A	

Colorado Department of Education  
 FY 2011-12 Budget Cycle  
 Schedule 3

(1) MANAGEMENT AND ADMINISTRATION; (C) Assessments and Data Analyses, Longitudinal Analyses of Student Assessment Results

	FY 2008-09		FY 2009-10		FY 2010-11		FY 2010-11		FY 2011-12	
	Actuals	FTE	Actuals	FTE	Appropriated	FTE	Estimate	FTE	Request	FTE
SB10-146 Annualization - Modify Contributions to PERA										
Total Funds	N/A	N/A	N/A	N/A	N/A	N/A	N/A	N/A	\$4,331	0.0
General Fund	N/A		N/A		N/A		N/A		\$4,331	
General Fund Exempt	N/A		N/A		N/A		N/A		\$0	
Cash Funds	N/A		N/A		N/A		N/A		\$0	
Cash Funds Exempt / Reappropriated Funds	N/A		N/A		N/A		N/A		\$0	
Federal Funds	N/A		N/A		N/A		N/A		\$0	

Supplemental - 1% Across the Board Personal Services Reduction

Total Funds	\$0		\$0		N/A	N/A	(\$2,715)	0.0	\$0	
General Fund	\$0		\$0		N/A		(\$2,715)		\$0	
General Fund Exempt	\$0		\$0		N/A		\$0		\$0	
Cash Funds	\$0		\$0		N/A		\$0		\$0	
Cash Funds Exempt / Reappropriated Funds	\$0		\$0		N/A		\$0		\$0	
Federal Funds	\$0		\$0		N/A		\$0		\$0	

DI - NP Statewide PERA Adjustment

Total Funds	N/A	N/A	N/A	N/A	N/A	N/A	N/A	N/A	(\$5,405)	0.0
General Fund	N/A		N/A		N/A		N/A		(\$5,405)	
General Fund Exempt	N/A		N/A		N/A		N/A		\$0	
Cash Funds	N/A		N/A		N/A		N/A		\$0	
Cash Funds Exempt / Reappropriated Funds	N/A		N/A		N/A		N/A		\$0	
Federal Funds	N/A		N/A		N/A		N/A		\$0	

DI - NP 2% Across the Board Personal Services Reduction

Total Funds	N/A	N/A	N/A	N/A	N/A	N/A	N/A	N/A	(\$5,155)	0.0
General Fund	N/A		N/A		N/A		N/A		(\$5,155)	
General Fund Exempt	N/A		N/A		N/A		N/A		\$0	
Cash Funds	N/A		N/A		N/A		N/A		\$0	
Cash Funds Exempt / Reappropriated Funds	N/A		N/A		N/A		N/A		\$0	
Federal Funds	N/A		N/A		N/A		N/A		\$0	

**Total Spending Authority / Request**

Colorado Department of Education  
 FY 2011-12 Budget Cycle  
 Schedule 3

(1) MANAGEMENT AND ADMINISTRATION; (C) Assessments and Data Analyses, Longitudinal Analyses of Student Assessment Results

	FY 2008-09		FY 2009-10		FY 2010-11		FY 2010-11		FY 2011-12	
	Actuals	FTE	Actuals	FTE	Appropriated	FTE	Estimate	FTE	Request	FTE
<b>Total Funds</b>	<b>\$286,732</b>	<b>3.0</b>	<b>\$313,199</b>	<b>3.0</b>	<b>\$288,489</b>	<b>3.0</b>	<b>\$285,774</b>	<b>3.0</b>	<b>\$282,260</b>	<b>3.0</b>
<b>General Fund</b>	<b>\$286,732</b>	<b>3.0</b>	<b>\$313,199</b>	<b>3.0</b>	<b>\$288,489</b>	<b>3.0</b>	<b>\$285,774</b>	<b>3.0</b>	<b>\$282,260</b>	<b>3.0</b>
<b>General Fund Exempt</b>	<b>\$0</b>		<b>\$0</b>	<b>0.0</b>	<b>\$0</b>	<b>0.0</b>	<b>\$0</b>	<b>0.0</b>	<b>\$0</b>	<b>0.0</b>
<b>Cash Funds</b>	<b>\$0</b>		<b>\$0</b>	<b>0.0</b>	<b>\$0</b>	<b>0.0</b>	<b>\$0</b>	<b>0.0</b>	<b>\$0</b>	<b>0.0</b>
<b>Cash Funds Exempt / Reappropriated Funds</b>	<b>\$0</b>		<b>\$0</b>	<b>0.0</b>	<b>\$0</b>	<b>0.0</b>	<b>\$0</b>	<b>0.0</b>	<b>\$0</b>	<b>0.0</b>
<b>Federal Funds</b>	<b>\$0</b>		<b>\$0</b>	<b>0.0</b>	<b>\$0</b>	<b>0.0</b>	<b>\$0</b>	<b>0.0</b>	<b>\$0</b>	<b>0.0</b>

Expenditures

Total Funds	\$280,395	2.1	\$281,502	2.9	N/A	N/A	N/A	N/A	N/A	N/A
General Fund	\$280,395	2.1	\$281,502	2.9	N/A		N/A		N/A	
General Fund Exempt	\$0		\$0	0.0	N/A		N/A		N/A	
Cash Funds	\$0		\$0	0.0	N/A		N/A		N/A	
Cash Funds Exempt / Reappropriated Funds	\$0		\$0	0.0	N/A		N/A		N/A	
Federal Funds	\$0		\$0	0.0	N/A		N/A		N/A	

Under/(Over) Expenditures

<b>Total Funds</b>	<b>\$6,337</b>	<b>0.9</b>	<b>\$31,697</b>	<b>0.1</b>	<b>N/A</b>	<b>N/A</b>	<b>N/A</b>	<b>N/A</b>	<b>N/A</b>	<b>N/A</b>
<b>General Fund</b>	<b>\$6,337</b>	<b>0.9</b>	<b>\$31,697</b>	<b>0.1</b>	<b>N/A</b>		<b>N/A</b>		<b>N/A</b>	
<b>General Fund Exempt</b>	<b>\$0</b>		<b>\$0</b>	<b>0.0</b>	<b>N/A</b>		<b>N/A</b>		<b>N/A</b>	
<b>Cash Funds</b>	<b>\$0</b>		<b>\$0</b>	<b>0.0</b>	<b>N/A</b>		<b>N/A</b>		<b>N/A</b>	
<b>Cash Funds Exempt / Reappropriated Funds</b>	<b>\$0</b>		<b>\$0</b>	<b>0.0</b>	<b>N/A</b>		<b>N/A</b>		<b>N/A</b>	
<b>Federal Funds</b>	<b>\$0</b>		<b>\$0</b>	<b>0.0</b>	<b>N/A</b>		<b>N/A</b>		<b>N/A</b>	

Colorado Department of Education  
 FY 2011-12 Budget Cycle  
 Schedule 3

(1) MANAGEMENT AND ADMINISTRATION; (C) Assessments and Data Analyses, Preschool to Postsecondary Education Alignment

	FY 2008-09		FY 2009-10		FY 2010-11		FY 2010-11		FY 2011-12	
	Actuals	FTE	Actuals	FTE	Appropriated	FTE	Estimate	FTE	Request	FTE

HB 08-1375, SB 09-259, HB 10-1376 Prior Year Appropriation (Long Bill)

Total Funds	\$0	0.0	\$573,707	5.0	\$569,332	5.0	\$569,332	5.0	\$569,332	5.0
General Fund	\$0		\$0	0.0	\$0	0.0	\$0	0.0	\$0	0.0
General Fund Exempt	\$0		\$0	0.0	\$0	0.0	\$0	0.0	\$0	0.0
Cash Funds	\$0		\$573,707	5.0	\$569,332	5.0	\$569,332	5.0	\$569,332	5.0
Cash Funds Exempt / Reappropriated Funds	\$0		\$0	0.0	\$0	0.0	\$0	0.0	\$0	0.0
Federal Funds	\$0		\$0	0.0	\$0	0.0	\$0	0.0	\$0	0.0

SB 08-212 Special Bill FY 2008-09 Appropriation

Total Funds	\$534,827	5.0	\$0	0.0	\$0	0.0	N/A	N/A	N/A	N/A
General Fund	\$0		\$0		\$0		N/A		N/A	
General Fund Exempt	\$0		\$0		\$0		N/A		N/A	
Cash Funds	\$534,827	5.0	\$0		\$0		N/A		N/A	
Cash Funds Exempt / Reappropriated Funds	\$0		\$0		\$0		N/A		N/A	
Federal Funds	\$0		\$0		\$0		N/A		N/A	

SB 10-065 (Supplemental)

Total Funds	\$0	0.0	\$378,982	0.0	\$0	0.0	N/A	N/A	N/A	N/A
General Fund	\$0		\$0	0.0	\$0		N/A		N/A	
General Fund Exempt	\$0		\$0	0.0	\$0		N/A		N/A	
Cash Funds	\$0		\$178,982	0.0	\$0		N/A		N/A	
Cash Funds Exempt / Reappropriated Funds	\$0		\$0	0.0	\$0		N/A		N/A	
Federal Funds	\$0		\$200,000	0.0	\$0		N/A		N/A	

**Total Appropriation**

<b>Total Funds</b>	<b>\$534,827</b>	<b>5.0</b>	<b>\$952,689</b>	<b>5.0</b>	<b>\$569,332</b>	<b>5.0</b>	<b>\$569,332</b>	<b>5.0</b>	<b>\$569,332</b>	<b>5.0</b>
<b>General Fund</b>	<b>\$0</b>		<b>\$0</b>	<b>0.0</b>	<b>\$0</b>	<b>0.0</b>	<b>\$0</b>	<b>0.0</b>	<b>\$0</b>	<b>0.0</b>
<b>General Fund Exempt</b>	<b>\$0</b>		<b>\$0</b>	<b>0.0</b>	<b>\$0</b>	<b>0.0</b>	<b>\$0</b>	<b>0.0</b>	<b>\$0</b>	<b>0.0</b>
<b>Cash Funds</b>	<b>\$534,827</b>	<b>5.0</b>	<b>\$752,689</b>	<b>5.0</b>	<b>\$569,332</b>	<b>5.0</b>	<b>\$569,332</b>	<b>5.0</b>	<b>\$569,332</b>	<b>5.0</b>
<b>Cash Funds Exempt / Reappropriated Funds</b>	<b>\$0</b>		<b>\$0</b>	<b>0.0</b>	<b>\$0</b>	<b>0.0</b>	<b>\$0</b>	<b>0.0</b>	<b>\$0</b>	<b>0.0</b>
<b>Federal Funds</b>	<b>\$0</b>		<b>\$200,000</b>	<b>0.0</b>	<b>\$0</b>	<b>0.0</b>	<b>\$0</b>	<b>0.0</b>	<b>\$0</b>	<b>0.0</b>

Colorado Department of Education  
 FY 2011-12 Budget Cycle  
 Schedule 3

(1) MANAGEMENT AND ADMINISTRATION; (C) Assessments and Data Analyses, Preschool to Postsecondary Education Alignment

	FY 2008-09		FY 2009-10		FY 2010-11		FY 2010-11		FY 2011-12	
	Actuals	FTE	Actuals	FTE	Appropriated	FTE	Estimate	FTE	Request	FTE
SB10-146 Annualization - Modify Contributions to PERA										
Total Funds	N/A	N/A	N/A	N/A	N/A	N/A	N/A	N/A	\$4,375	0.0
General Fund	N/A		N/A		N/A		N/A		\$0	
General Fund Exempt	N/A		N/A		N/A		N/A		\$0	
Cash Funds	N/A		N/A		N/A		N/A		\$4,375	
Cash Funds Exempt / Reappropriated Funds	N/A		N/A		N/A		N/A		\$0	
Federal Funds	N/A		N/A		N/A		N/A		\$0	

DI - NP Statewide PERA Adjustment

Total Funds	N/A	N/A	N/A	N/A	N/A	N/A	N/A	N/A	(\$4,509)	0.0
General Fund	N/A		N/A		N/A		N/A		\$0	
General Fund Exempt	N/A		N/A		N/A		N/A		\$0	
Cash Funds	N/A		N/A		N/A		N/A		(\$4,509)	
Cash Funds Exempt / Reappropriated Funds	N/A		N/A		N/A		N/A		\$0	
Federal Funds	N/A		N/A		N/A		N/A		\$0	

**Total Spending Authority / Request**

<b>Total Funds</b>	<b>\$534,827</b>	<b>5.0</b>	<b>\$952,689</b>	<b>5.0</b>	<b>\$569,332</b>	<b>5.0</b>	<b>\$569,332</b>	<b>5.0</b>	<b>\$569,198</b>	<b>5.0</b>
<b>General Fund</b>	<b>\$0</b>		<b>\$0</b>	<b>0.0</b>	<b>\$0</b>	<b>0.0</b>	<b>\$0</b>	<b>0.0</b>	<b>\$0</b>	<b>0.0</b>
<b>General Fund Exempt</b>	<b>\$0</b>		<b>\$0</b>	<b>0.0</b>	<b>\$0</b>	<b>0.0</b>	<b>\$0</b>	<b>0.0</b>	<b>\$0</b>	<b>0.0</b>
<b>Cash Funds</b>	<b>\$534,827</b>	<b>5.0</b>	<b>\$752,689</b>	<b>5.0</b>	<b>\$569,332</b>	<b>5.0</b>	<b>\$569,332</b>	<b>5.0</b>	<b>\$569,198</b>	<b>5.0</b>
<b>Cash Funds Exempt / Reappropriated Funds</b>	<b>\$0</b>		<b>\$0</b>	<b>0.0</b>	<b>\$0</b>	<b>0.0</b>	<b>\$0</b>	<b>0.0</b>	<b>\$0</b>	<b>0.0</b>
<b>Federal Funds</b>	<b>\$0</b>		<b>\$200,000</b>	<b>0.0</b>	<b>\$0</b>	<b>0.0</b>	<b>\$0</b>	<b>0.0</b>	<b>\$0</b>	<b>0.0</b>

Colorado Department of Education  
 FY 2011-12 Budget Cycle  
 Schedule 3

(1) MANAGEMENT AND ADMINISTRATION; (C) Assessments and Data Analyses, Preschool to Postsecondary Education Alignment

	FY 2008-09		FY 2009-10		FY 2010-11		FY 2010-11		FY 2011-12	
	Actuals	FTE	Actuals	FTE	Appropriated	FTE	Estimate	FTE	Request	FTE
<b>Expenditures</b>										
Total Funds	\$542,451	1.6	\$716,891	2.7	N/A	N/A	N/A	N/A	N/A	N/A
General Fund	\$0		\$0	0.0	N/A		N/A		N/A	
General Fund Exempt	\$0		\$0	0.0	N/A		N/A		N/A	
Cash Funds	\$542,451	1.6	\$716,891	2.7	N/A		N/A		N/A	
Cash Funds Exempt / Reappropriated Funds	\$0		\$0	0.0	N/A		N/A		N/A	
Federal Funds	\$0		\$0	0.0	N/A		N/A		N/A	
<b>Under/(Over) Expenditures</b>										
Total Funds	(\$7,624)	3.4	\$235,798	2.3	N/A	N/A	N/A	N/A	N/A	N/A
General Fund	\$0		\$0	0.0	N/A		N/A		N/A	
General Fund Exempt	\$0		\$0	0.0	N/A		N/A		N/A	
Cash Funds	(\$7,624)	3.4	\$35,798	2.3	N/A		N/A		N/A	
Cash Funds Exempt / Reappropriated Funds	\$0		\$0	0.0	N/A		N/A		N/A	
Federal Funds	\$0		\$200,000	0.0	N/A		N/A		N/A	

Colorado Department of Education  
 FY 2011-12 Budget Cycle  
 Schedule 3

(1) MANAGEMENT AND ADMINISTRATION; (C) Assessments and Data Analyses, Postsecondary and Workforce Readiness Assessments Pilot Program

	FY 2008-09		FY 2009-10		FY 2010-11		FY 2010-11		FY 2011-12	
	Actuals	FTE	Actuals	FTE	Appropriated	FTE	Estimate	FTE	Request	FTE

HB 08-1375, SB 09-259, HB 10-1376 Prior Year Appropriation (Long Bill)

Total Funds	\$0	0.0	\$0	0.0	\$0	0.0	\$0	0.0	\$0	0.0
General Fund	\$0		\$0		\$0		\$0		\$0	
General Fund Exempt	\$0		\$0		\$0		\$0		\$0	
Cash Funds	\$0		\$0		\$0		\$0		\$0	
Cash Funds Exempt / Reappropriated Funds	\$0		\$0		\$0		\$0		\$0	
Federal Funds	\$0		\$0		\$0		\$0		\$0	

SB 08-212 Special Bill FY 2008-09 Appropriation

Total Funds	\$250,000	0.0	\$0	0.0	\$0	0.0	N/A	N/A	N/A	N/A
General Fund	\$0		\$0		\$0		N/A		N/A	
General Fund Exempt	\$0		\$0		\$0		N/A		N/A	
Cash Funds	\$250,000		\$0		\$0		N/A		N/A	
Cash Funds Exempt / Reappropriated Funds	\$0		\$0		\$0		N/A		N/A	
Federal Funds	\$0		\$0		\$0		N/A		N/A	

**Total Appropriation**

<b>Total Funds</b>	<b>\$250,000</b>	<b>0.0</b>	<b>\$0</b>	<b>0.0</b>	<b>\$0</b>	<b>0.0</b>	<b>\$0</b>	<b>0.0</b>	<b>\$0</b>	<b>0.0</b>
<b>General Fund</b>	<b>\$0</b>		<b>\$0</b>		<b>\$0</b>		<b>\$0</b>		<b>\$0</b>	
<b>General Fund Exempt</b>	<b>\$0</b>		<b>\$0</b>		<b>\$0</b>		<b>\$0</b>		<b>\$0</b>	
<b>Cash Funds</b>	<b>\$250,000</b>		<b>\$0</b>		<b>\$0</b>		<b>\$0</b>		<b>\$0</b>	
<b>Cash Funds Exempt / Reappropriated Funds</b>	<b>\$0</b>		<b>\$0</b>		<b>\$0</b>		<b>\$0</b>		<b>\$0</b>	
<b>Federal Funds</b>	<b>\$0</b>		<b>\$0</b>		<b>\$0</b>		<b>\$0</b>		<b>\$0</b>	

**Total Spending Authority / Request**

<b>Total Funds</b>	<b>\$250,000</b>	<b>0.0</b>	<b>\$0</b>	<b>0.0</b>	<b>\$0</b>	<b>0.0</b>	<b>\$0</b>	<b>0.0</b>	<b>\$0</b>	<b>0.0</b>
<b>General Fund</b>	<b>\$0</b>		<b>\$0</b>		<b>\$0</b>		<b>\$0</b>		<b>\$0</b>	
<b>General Fund Exempt</b>	<b>\$0</b>		<b>\$0</b>		<b>\$0</b>		<b>\$0</b>		<b>\$0</b>	
<b>Cash Funds</b>	<b>\$250,000</b>		<b>\$0</b>		<b>\$0</b>		<b>\$0</b>		<b>\$0</b>	
<b>Cash Funds Exempt / Reappropriated Funds</b>	<b>\$0</b>		<b>\$0</b>		<b>\$0</b>		<b>\$0</b>		<b>\$0</b>	
<b>Federal Funds</b>	<b>\$0</b>		<b>\$0</b>		<b>\$0</b>		<b>\$0</b>		<b>\$0</b>	

Colorado Department of Education  
 FY 2011-12 Budget Cycle  
 Schedule 3

(1) MANAGEMENT AND ADMINISTRATION; (C) Assessments and Data Analyses, Postsecondary and Workforce Readiness Assessments Pilot Program

	FY 2008-09		FY 2009-10		FY 2010-11		FY 2010-11		FY 2011-12	
	Actuals	FTE	Actuals	FTE	Appropriated	FTE	Estimate	FTE	Request	FTE
<b>Expenditures</b>										
Total Funds	\$17,120	0.0	\$0	0.0	N/A	N/A	N/A	N/A	N/A	N/A
General Fund	\$0		\$0		N/A		N/A		N/A	
General Fund Exempt	\$0		\$0		N/A		N/A		N/A	
Cash Funds	\$17,120		\$0		N/A		N/A		N/A	
Cash Funds Exempt / Reappropriated Funds	\$0		\$0		N/A		N/A		N/A	
Federal Funds	\$0		\$0		N/A		N/A		N/A	
<b>Under/(Over) Expenditures</b>										
Total Funds	\$232,880	0.0	\$0	0.0	N/A	N/A	N/A	N/A	N/A	N/A
General Fund	\$0		\$0		N/A		N/A		N/A	
General Fund Exempt	\$0		\$0		N/A		N/A		N/A	
Cash Funds	\$232,880	0.0	\$0		N/A		N/A		N/A	
Cash Funds Exempt / Reappropriated Funds	\$0		\$0		N/A		N/A		N/A	
Federal Funds	\$0		\$0		N/A		N/A		N/A	



Colorado Department of Education  
FY 2011-12 Budget Cycle  
Schedule 3

(1) MANAGEMENT AND ADMINISTRATION; (D) State Charter School Institute, State Charter School Institute Administration, Oversight, and Management

	FY 2008-09		FY 2009-10		FY 2010-11		FY 2010-11		FY 2011-12	
	Actuals	FTE	Actuals	FTE	Appropriated	FTE	Estimate	FTE	Request	FTE

HB 08-1375, SB 09-259, HB 10-1376 Prior Year Appropriation (Long Bill)

Total Funds	\$1,738,844	13.0	\$1,764,044	16.5	\$1,736,338	16.5	\$1,736,338	16.5	\$1,736,338	17.5
General Fund	\$0		\$0	0.0	\$0	0.0	\$0	0.0	\$0	0.0
General Fund Exempt	\$0		\$0	0.0	\$0	0.0	\$0	0.0	\$0	0.0
Cash Funds	\$0		\$0	0.0	\$0	0.0	\$0	0.0	\$0	0.0
Cash Funds Exempt / Reappropriated Funds	\$1,738,844	13.0	\$1,764,044	16.5	\$1,736,338	16.5	\$1,736,338	16.5	\$1,736,338	17.5
Federal Funds	\$0		\$0	0.0	\$0	0.0	\$0	0.0	\$0	0.0

SB 10-065 (Supplemental)

Total Funds	\$0	0.0	(\$21,272)	0.0	N/A	N/A	N/A	N/A	N/A	N/A
General Fund	\$0	0.0	\$0	0.0	N/A		N/A		N/A	
General Fund Exempt	\$0	0.0	\$0	0.0	N/A		N/A		N/A	
Cash Funds	\$0	0.0	\$0	0.0	N/A		N/A		N/A	
Cash Funds Exempt / Reappropriated Funds	\$0	0.0	(\$21,272)	0.0	N/A		N/A		N/A	
Federal Funds	\$0	0.0	\$0	0.0	N/A		N/A		N/A	

SB 10-161, Charter School Collaboratives

Total Funds	\$0	0.0	\$0	0.0	\$0	1.0	\$0	1.0	\$0	0.0
General Fund	\$0	0.0	\$0	0.0	\$0	0.0	\$0	0.0	\$0	0.0
General Fund Exempt	\$0	0.0	\$0	0.0	\$0	0.0	\$0	0.0	\$0	0.0
Cash Funds	\$0	0.0	\$0	0.0	\$0	0.0	\$0	0.0	\$0	0.0
Cash Funds Exempt / Reappropriated Funds	\$0	0.0	\$0	0.0	\$0	1.0	\$0	1.0	\$0	0.0
Federal Funds	\$0	0.0	\$0	0.0	\$0	0.0	\$0	0.0	\$0	0.0

**Total Appropriation**

<b>Total Funds</b>	<b>\$1,738,844</b>	<b>13.0</b>	<b>\$1,742,772</b>	<b>16.5</b>	<b>\$1,736,338</b>	<b>17.5</b>	<b>\$1,736,338</b>	<b>17.5</b>	<b>\$1,736,338</b>	<b>17.5</b>
<b>General Fund</b>	<b>\$0</b>		<b>\$0</b>	<b>0.0</b>	<b>\$0</b>	<b>0.0</b>	<b>\$0</b>	<b>0.0</b>	<b>\$0</b>	<b>0.0</b>
<b>General Fund Exempt</b>	<b>\$0</b>		<b>\$0</b>	<b>0.0</b>	<b>\$0</b>	<b>0.0</b>	<b>\$0</b>	<b>0.0</b>	<b>\$0</b>	<b>0.0</b>
<b>Cash Funds</b>	<b>\$0</b>		<b>\$0</b>	<b>0.0</b>	<b>\$0</b>	<b>0.0</b>	<b>\$0</b>	<b>0.0</b>	<b>\$0</b>	<b>0.0</b>
<b>Cash Funds Exempt / Reappropriated Funds</b>	<b>\$1,738,844</b>	<b>13.0</b>	<b>\$1,742,772</b>	<b>16.5</b>	<b>\$1,736,338</b>	<b>17.5</b>	<b>\$1,736,338</b>	<b>17.5</b>	<b>\$1,736,338</b>	<b>17.5</b>
<b>Federal Funds</b>	<b>\$0</b>		<b>\$0</b>	<b>0.0</b>	<b>\$0</b>	<b>0.0</b>	<b>\$0</b>	<b>0.0</b>	<b>\$0</b>	<b>0.0</b>

Colorado Department of Education  
 FY 2011-12 Budget Cycle  
 Schedule 3

(1) MANAGEMENT AND ADMINISTRATION; (D) State Charter School Institute, State Charter School Institute Administration, Oversight, and Management

	FY 2008-09		FY 2009-10		FY 2010-11		FY 2010-11		FY 2011-12	
	Actuals	FTE	Actuals	FTE	Appropriated	FTE	Estimate	FTE	Request	FTE
SB10-146 Annualization - Modify Contributions to PERA										
Total Funds	N/A	N/A	N/A	N/A	N/A	N/A	N/A	N/A	\$16,714	0.0
General Fund	N/A		N/A		N/A		N/A		\$0	
General Fund Exempt	N/A		N/A		N/A		N/A		\$0	
Cash Funds	N/A		N/A		N/A		N/A		\$0	
Cash Funds Exempt / Reappropriated Funds	N/A		N/A		N/A		N/A		\$16,714	
Federal Funds	N/A		N/A		N/A		N/A		\$0	

Transfer from Federal Moneys to Institute Charter Schools

Total Funds	N/A	N/A	\$36,398	0.0	N/A	N/A	\$0	0.0	N/A	N/A
General Fund	N/A		\$0		N/A		\$0		N/A	
General Fund Exempt	N/A		\$0		N/A		\$0		N/A	
Cash Funds	N/A		\$0		N/A		\$0		N/A	
Cash Funds Exempt / Reappropriated Funds	N/A		\$36,398		N/A		\$0		N/A	
Federal Funds	N/A		\$0		N/A		\$0		N/A	

DI - NP Statewide PERA Adjustment

Total Funds	N/A	N/A	N/A	N/A	N/A	N/A	N/A	N/A	(\$26,573)	0.0
General Fund	N/A		N/A		N/A		N/A		\$0	
General Fund Exempt	N/A		N/A		N/A		N/A		\$0	
Cash Funds	N/A		N/A		N/A		N/A		\$0	
Cash Funds Exempt / Reappropriated Funds	N/A		N/A		N/A		N/A		(\$26,573)	
Federal Funds	N/A		N/A		N/A		N/A		\$0	

**Total Spending Authority / Request**

<b>Total Funds</b>	<b>\$1,738,844</b>	<b>13.0</b>	<b>\$1,779,170</b>	<b>16.5</b>	<b>\$1,736,338</b>	<b>17.5</b>	<b>\$1,736,338</b>	<b>17.5</b>	<b>\$1,726,479</b>	<b>17.5</b>
<b>General Fund</b>	<b>\$0</b>		<b>\$0</b>	<b>0.0</b>	<b>\$0</b>	<b>0.0</b>	<b>\$0</b>	<b>0.0</b>	<b>\$0</b>	<b>0.0</b>
<b>General Fund Exempt</b>	<b>\$0</b>		<b>\$0</b>	<b>0.0</b>	<b>\$0</b>	<b>0.0</b>	<b>\$0</b>	<b>0.0</b>	<b>\$0</b>	<b>0.0</b>
<b>Cash Funds</b>	<b>\$0</b>		<b>\$0</b>	<b>0.0</b>	<b>\$0</b>	<b>0.0</b>	<b>\$0</b>	<b>0.0</b>	<b>\$0</b>	<b>0.0</b>
<b>Cash Funds Exempt / Reappropriated Funds</b>	<b>\$1,738,844</b>	<b>13.0</b>	<b>\$1,779,170</b>	<b>16.5</b>	<b>\$1,736,338</b>	<b>17.5</b>	<b>\$1,736,338</b>	<b>17.5</b>	<b>\$1,726,479</b>	<b>17.5</b>
<b>Federal Funds</b>	<b>\$0</b>		<b>\$0</b>	<b>0.0</b>	<b>\$0</b>	<b>0.0</b>	<b>\$0</b>	<b>0.0</b>	<b>\$0</b>	<b>0.0</b>

Expenditures

Colorado Department of Education  
 FY 2011-12 Budget Cycle  
 Schedule 3

(1) MANAGEMENT AND ADMINISTRATION; (D) State Charter School Institute, State Charter School Institute Administration, Oversight, and Management

	FY 2008-09		FY 2009-10		FY 2010-11		FY 2010-11		FY 2011-12	
	Actuals	FTE	Actuals	FTE	Appropriated	FTE	Estimate	FTE	Request	FTE
Total Funds	\$1,187,252	8.3	\$1,692,911	12.5	N/A	N/A	N/A	N/A	N/A	N/A
General Fund	\$0		\$0	0.0	N/A		N/A		N/A	
General Fund Exempt	\$0		\$0	0.0	N/A		N/A		N/A	
Cash Funds	\$0		\$0	0.0	N/A		N/A		N/A	
Cash Funds Exempt / Reappropriated Funds	\$1,187,252	8.3	\$1,692,911	12.5	N/A		N/A		N/A	
Federal Funds	\$0		\$0	0.0	N/A		N/A		N/A	

**Under/(Over) Expenditures**

Total Funds	\$551,592	4.7	\$86,259	4.0	N/A	N/A	N/A	N/A	N/A	N/A
General Fund	\$0		\$0	0.0	N/A		N/A		N/A	
General Fund Exempt	\$0		\$0	0.0	N/A		N/A		N/A	
Cash Funds	\$0		\$0	0.0	N/A		N/A		N/A	
Cash Funds Exempt / Reappropriated Funds	\$551,592	4.7	\$86,259	4.0	N/A		N/A		N/A	
Federal Funds	\$0		\$0	0.0	N/A		N/A		N/A	

Colorado Department of Education  
 FY 2011-12 Budget Cycle  
 Schedule 3

(1) MANAGEMENT AND ADMINISTRATION; (D) State Charter School Institute, Direct Administrative and Support Services Provided by the Department to the State Charter School Institute

	FY 2008-09		FY 2009-10		FY 2010-11		FY 2010-11		FY 2011-12	
	Actuals	FTE	Actuals	FTE	Appropriated	FTE	Estimate	FTE	Request	FTE

HB 08-1375, SB 09-259, HB 10-1376 Prior Year Appropriation (Long Bill)

Total Funds	\$99,686	2.0	\$0	0.0	\$0	0.0	\$0	0.0	\$0	0.0
General Fund	\$0		\$0		\$0		\$0		\$0	
General Fund Exempt	\$0		\$0		\$0		\$0		\$0	
Cash Funds	\$0		\$0		\$0		\$0		\$0	
Cash Funds Exempt / Reappropriated Funds	\$99,686	2.0	\$0		\$0		\$0		\$0	
Federal Funds	\$0		\$0		\$0		\$0		\$0	

**Total Appropriation**

<b>Total Funds</b>	<b>\$99,686</b>	<b>2.0</b>	<b>\$0</b>	<b>0.0</b>	<b>\$0</b>	<b>0.0</b>	<b>\$0</b>	<b>0.0</b>	<b>\$0</b>	<b>0.0</b>
<b>General Fund</b>	<b>\$0</b>		<b>\$0</b>		<b>\$0</b>		<b>\$0</b>		<b>\$0</b>	
<b>General Fund Exempt</b>	<b>\$0</b>		<b>\$0</b>		<b>\$0</b>		<b>\$0</b>		<b>\$0</b>	
<b>Cash Funds</b>	<b>\$0</b>		<b>\$0</b>		<b>\$0</b>		<b>\$0</b>		<b>\$0</b>	
<b>Cash Funds Exempt / Reappropriated Funds</b>	<b>\$99,686</b>	<b>2.0</b>	<b>\$0</b>		<b>\$0</b>		<b>\$0</b>		<b>\$0</b>	
<b>Federal Funds</b>	<b>\$0</b>		<b>\$0</b>		<b>\$0</b>		<b>\$0</b>		<b>\$0</b>	

Restricted Spending Authority

Total Funds	(\$99,686)	(2.0)	N/A		N/A		N/A		N/A	
General Fund	\$0		N/A		N/A		N/A		N/A	
General Fund Exempt	\$0		N/A		N/A		N/A		N/A	
Cash Funds	\$0		N/A		N/A		N/A		N/A	
Cash Funds Exempt / Reappropriated Funds	(\$99,686)	(2.0)	N/A		N/A		N/A		N/A	
Federal Funds	\$0		N/A		N/A		N/A		N/A	

**Total Spending Authority / Request**

<b>Total Funds</b>	<b>\$0</b>	<b>0.0</b>	<b>\$0</b>	<b>0.0</b>	<b>\$0</b>	<b>0.0</b>	<b>\$0</b>	<b>0.0</b>	<b>\$0</b>	<b>0.0</b>
<b>General Fund</b>	<b>\$0</b>		<b>\$0</b>		<b>\$0</b>		<b>\$0</b>		<b>\$0</b>	
<b>General Fund Exempt</b>	<b>\$0</b>		<b>\$0</b>		<b>\$0</b>		<b>\$0</b>		<b>\$0</b>	
<b>Cash Funds</b>	<b>\$0</b>		<b>\$0</b>		<b>\$0</b>		<b>\$0</b>		<b>\$0</b>	
<b>Cash Funds Exempt / Reappropriated Funds</b>	<b>\$0</b>	<b>0.0</b>	<b>\$0</b>		<b>\$0</b>		<b>\$0</b>		<b>\$0</b>	
<b>Federal Funds</b>	<b>\$0</b>		<b>\$0</b>		<b>\$0</b>		<b>\$0</b>		<b>\$0</b>	

Colorado Department of Education  
 FY 2011-12 Budget Cycle  
 Schedule 3

(1) MANAGEMENT AND ADMINISTRATION; (D) State Charter School Institute, Direct Administrative and Support Services Provided by the Department to the State Charter School Institute

	FY 2008-09		FY 2009-10		FY 2010-11		FY 2010-11		FY 2011-12	
	Actuals	FTE	Actuals	FTE	Appropriated	FTE	Estimate	FTE	Request	FTE
<b>Expenditures</b>										
Total Funds	\$0	0.0	\$0	0.0	N/A	N/A	N/A	N/A	N/A	N/A
General Fund	\$0		\$0		N/A		N/A		N/A	
General Fund Exempt	\$0		\$0		N/A		N/A		N/A	
Cash Funds	\$0		\$0		N/A		N/A		N/A	
Cash Funds Exempt / Reappropriated Funds	\$0	0.0	\$0	0.0	N/A		N/A		N/A	
Federal Funds	\$0		\$0		N/A		N/A		N/A	
<b>Under/(Over) Expenditures</b>										
Total Funds	\$0	0.0	\$0	0.0	N/A	N/A	N/A	N/A	N/A	N/A
General Fund	\$0		\$0		N/A		N/A		N/A	
General Fund Exempt	\$0		\$0		N/A		N/A		N/A	
Cash Funds	\$0		\$0		N/A		N/A		N/A	
Cash Funds Exempt / Reappropriated Funds	\$0	0.0	\$0	0.0	N/A		N/A		N/A	
Federal Funds	\$0		\$0		N/A		N/A		N/A	

Colorado Department of Education  
 FY 2011-12 Budget Cycle  
 Schedule 3

(1) MANAGEMENT AND ADMINISTRATION; (D) State Charter School Institute, Other Transfers to Institute Charter Schools

	FY 2008-09		FY 2009-10		FY 2010-11		FY 2010-11		FY 2011-12	
	Actuals	FTE	Actuals	FTE	Appropriated	FTE	Estimate	FTE	Request	FTE

HB 08-1375, SB 09-259, HB 10-1376 Prior Year Appropriation (Long Bill)

Total Funds	\$1,222,000	0.0	\$2,013,615	0.0	\$2,013,615	0.0	\$2,013,615	0.0	\$2,013,615	0.0
General Fund	\$0		\$0		\$0		\$0		\$0	
General Fund Exempt	\$0		\$0		\$0		\$0		\$0	
Cash Funds	\$0		\$0		\$0		\$0		\$0	
Cash Funds Exempt / Reappropriated Funds	\$1,222,000		\$2,013,615		\$2,013,615		\$2,013,615		\$2,013,615	
Federal Funds	\$0		\$0		\$0		\$0		\$0	

1331 Emergency Supplemental

Total Funds	\$1,082,000	0.0	\$0	0.0	\$0	0.0	N/A	N/A	N/A	N/A
General Fund	\$0		\$0		\$0		N/A		N/A	
General Fund Exempt	\$0		\$0		\$0		N/A		N/A	
Cash Funds	\$0		\$0		\$0		N/A		N/A	
Cash Funds Exempt / Reappropriated Funds	\$1,082,000		\$0		\$0		N/A		N/A	
Federal Funds	\$0		\$0		\$0		N/A		N/A	

SB 09-185, HB 10-065 Concerning Supplemental Appropriation

Total Funds	(\$290,385)	0.0	\$0	0.0	\$0	0.0	N/A	N/A	N/A	N/A
General Fund	\$0		\$0		\$0		N/A		N/A	
General Fund Exempt	\$0		\$0		\$0		N/A		N/A	
Cash Funds	\$0		\$0		\$0		N/A		N/A	
Cash Funds Exempt / Reappropriated Funds	(\$290,385)		\$0		\$0		N/A		N/A	
Federal Funds	\$0		\$0		\$0		N/A		N/A	

**Total Appropriation**

<b>Total Funds</b>	<b>\$2,013,615</b>	<b>0.0</b>	<b>\$2,013,615</b>	<b>0.0</b>	<b>\$2,013,615</b>	<b>0.0</b>	<b>\$2,013,615</b>	<b>0.0</b>	<b>\$2,013,615</b>	<b>0.0</b>
<b>General Fund</b>	<b>\$0</b>		<b>\$0</b>		<b>\$0</b>		<b>\$0</b>		<b>\$0</b>	
<b>General Fund Exempt</b>	<b>\$0</b>		<b>\$0</b>		<b>\$0</b>		<b>\$0</b>		<b>\$0</b>	
<b>Cash Funds</b>	<b>\$0</b>		<b>\$0</b>		<b>\$0</b>		<b>\$0</b>		<b>\$0</b>	
<b>Cash Funds Exempt / Reappropriated Funds</b>	<b>\$2,013,615</b>		<b>\$2,013,615</b>		<b>\$2,013,615</b>		<b>\$2,013,615</b>		<b>\$2,013,615</b>	
<b>Federal Funds</b>	<b>\$0</b>		<b>\$0</b>		<b>\$0</b>		<b>\$0</b>		<b>\$0</b>	

Colorado Department of Education  
 FY 2011-12 Budget Cycle  
 Schedule 3

(1) MANAGEMENT AND ADMINISTRATION; (D) State Charter School Institute, Other Transfers to Institute Charter Schools

	FY 2008-09		FY 2009-10		FY 2010-11		FY 2010-11		FY 2011-12	
	Actuals	FTE	Actuals	FTE	Appropriated	FTE	Estimate	FTE	Request	FTE
<b>Total Spending Authority / Request</b>										
<b>Total Funds</b>	<b>\$2,013,615</b>	<b>0.0</b>	<b>\$2,013,615</b>	<b>0.0</b>	<b>\$2,013,615</b>	<b>0.0</b>	<b>\$2,013,615</b>	<b>0.0</b>	<b>\$2,013,615</b>	<b>0.0</b>
General Fund	\$0		\$0		\$0		\$0		\$0	
General Fund Exempt	\$0		\$0		\$0		\$0		\$0	
Cash Funds	\$0		\$0		\$0		\$0		\$0	
Cash Funds Exempt / Reappropriated Funds	\$2,013,615		\$2,013,615		\$2,013,615		\$2,013,615		\$2,013,615	
Federal Funds	\$0		\$0		\$0		\$0		\$0	

Expenditures

Total Funds	\$1,572,253	0.0	\$1,924,569	0.0	N/A	N/A	N/A	N/A	N/A	N/A
General Fund	\$0		\$0		N/A		N/A		N/A	
General Fund Exempt	\$0		\$0		N/A		N/A		N/A	
Cash Funds	\$0		\$0		N/A		N/A		N/A	
Cash Funds Exempt / Reappropriated Funds	\$1,572,253		\$1,924,569		N/A		N/A		N/A	
Federal Funds	\$0		\$0		N/A		N/A		N/A	

Under/(Over) Expenditures

<b>Total Funds</b>	<b>\$441,362</b>	<b>0.0</b>	<b>\$89,046</b>	<b>0.0</b>	<b>N/A</b>	<b>N/A</b>	<b>N/A</b>	<b>N/A</b>	<b>N/A</b>	<b>N/A</b>
General Fund	\$0		\$0		N/A		N/A		N/A	
General Fund Exempt	\$0		\$0		N/A		N/A		N/A	
Cash Funds	\$0		\$0		N/A		N/A		N/A	
Cash Funds Exempt / Reappropriated Funds	\$441,362		\$89,046		N/A		N/A		N/A	
Federal Funds	\$0		\$0		N/A		N/A		N/A	

Colorado Department of Education  
FY 2011-12 Budget Cycle  
Schedule 3

(1) MANAGEMENT AND ADMINISTRATION; (D) State Charter School Institute, Transfer of Federal Moneys to Institute Charter Schools

	FY 2008-09		FY 2009-10		FY 2010-11		FY 2010-11		FY 2011-12	
	Actuals	FTE	Actuals	FTE	Appropriated	FTE	Estimate	FTE	Request	FTE

HB 08-1375, SB 09-259, HB 10-1376 Prior Year Appropriation (Long Bill)

Total Funds	\$0	0.0	\$5,200,000	6.0	\$5,192,754	6.0	\$5,192,754	6.0	\$5,192,754	6.0
General Fund	\$0		\$0	0.0	\$0		\$0		\$0	
General Fund Exempt	\$0		\$0	0.0	\$0		\$0		\$0	
Cash Funds	\$0		\$0	0.0	\$0		\$0		\$0	
Cash Funds Exempt / Reappropriated Funds	\$0		\$5,200,000	6.0	\$5,192,754	6.0	\$5,192,754	6.0	\$5,192,754	6.0
Federal Funds	\$0		\$0	0.0	\$0		\$0		\$0	

SB 10-065 (Supplemental)

Total Funds	\$0	0.0	(\$9,221)	0.0	N/A	N/A	N/A	N/A	N/A	N/A
General Fund	\$0		\$0	0.0	N/A		N/A		N/A	
General Fund Exempt	\$0		\$0	0.0	N/A		N/A		N/A	
Cash Funds	\$0		\$0	0.0	N/A		N/A		N/A	
Cash Funds Exempt / Reappropriated Funds	\$0		(\$9,221)	0.0	N/A		N/A		N/A	
Federal Funds	\$0		\$0	0.0	N/A		N/A		N/A	

**Total Appropriation**

<b>Total Funds</b>	<b>\$0</b>	<b>0.0</b>	<b>\$5,190,779</b>	<b>6.0</b>	<b>\$5,192,754</b>	<b>6.0</b>	<b>\$5,192,754</b>	<b>6.0</b>	<b>\$5,192,754</b>	<b>6.0</b>
<b>General Fund</b>	<b>\$0</b>		<b>\$0</b>	<b>0.0</b>	<b>\$0</b>		<b>\$0</b>		<b>\$0</b>	
<b>General Fund Exempt</b>	<b>\$0</b>		<b>\$0</b>	<b>0.0</b>	<b>\$0</b>		<b>\$0</b>		<b>\$0</b>	
<b>Cash Funds</b>	<b>\$0</b>		<b>\$0</b>	<b>0.0</b>	<b>\$0</b>		<b>\$0</b>		<b>\$0</b>	
<b>Cash Funds Exempt / Reappropriated Funds</b>	<b>\$0</b>		<b>\$5,190,779</b>	<b>6.0</b>	<b>\$5,192,754</b>	<b>6.0</b>	<b>\$5,192,754</b>	<b>6.0</b>	<b>\$5,192,754</b>	<b>6.0</b>
<b>Federal Funds</b>	<b>\$0</b>		<b>\$0</b>	<b>0.0</b>	<b>\$0</b>		<b>\$0</b>		<b>\$0</b>	

SB10-146 Annualization - Modify Contributions to PERA

Total Funds	N/A	N/A	N/A	N/A	N/A	N/A	N/A	N/A	\$7,246	0.0
General Fund	N/A		N/A		N/A		N/A		\$0	
General Fund Exempt	N/A		N/A		N/A		N/A		\$0	
Cash Funds	N/A		N/A		N/A		N/A		\$0	
Cash Funds Exempt / Reappropriated Funds	N/A		N/A		N/A		N/A		\$7,246	
Federal Funds	N/A		N/A		N/A		N/A		\$0	



Colorado Department of Education  
FY 2011-12 Budget Cycle  
Schedule 3

(1) MANAGEMENT AND ADMINISTRATION; (D) State Charter School Institute, Transfer of Federal Moneys to Institute Charter Schools

	FY 2008-09		FY 2009-10		FY 2010-11		FY 2010-11		FY 2011-12	
	Actuals	FTE	Actuals	FTE	Appropriated	FTE	Estimate	FTE	Request	FTE
Increase to Federal Fund Awards										
Total Funds	\$0	0.0	\$1,785,331	0.0	\$0	0.0	\$0	0.0	N/A	N/A
General Fund	\$0		\$0	0.0	\$0		\$0		N/A	
General Fund Exempt	\$0		\$0	0.0	\$0		\$0		N/A	
Cash Funds	\$0		\$0	0.0	\$0		\$0		N/A	
Cash Funds Exempt / Reappropriated Funds	\$0		\$1,785,331	0.0	\$0		\$0		N/A	
Federal Funds	\$0		\$0	0.0	\$0		\$0		N/A	

Transfer to State Charter School Institute Administration, Oversight, and Management

Total Funds	\$0		(\$36,398)	0.0	N/A		N/A		N/A	
General Fund	\$0		\$0	0.0	N/A		N/A		N/A	
General Fund Exempt	\$0		\$0	0.0	N/A		N/A		N/A	
Cash Funds	\$0		\$0	0.0	N/A		N/A		N/A	
Cash Funds Exempt / Reappropriated Funds	\$0		(\$36,398)	0.0	N/A		N/A		N/A	
Federal Funds	\$0		\$0	0.0	N/A		N/A		N/A	

DI - NP Statewide PERA Adjustment

Total Funds	N/A	N/A	N/A	N/A	N/A	N/A	N/A	N/A	N/A	(\$7,830)	0.0
General Fund	N/A		N/A		N/A		N/A		N/A	\$0	
General Fund Exempt	N/A		N/A		N/A		N/A		N/A	\$0	
Cash Funds	N/A		N/A		N/A		N/A		N/A	\$0	
Cash Funds Exempt / Reappropriated Funds	N/A		N/A		N/A		N/A		N/A	(\$7,830)	
Federal Funds	N/A		N/A		N/A		N/A		N/A	\$0	

**Total Spending Authority / Request**

<b>Total Funds</b>	<b>\$0</b>	<b>0.0</b>	<b>\$6,939,712</b>	<b>6.0</b>	<b>\$5,192,754</b>	<b>6.0</b>	<b>\$5,192,754</b>	<b>6.0</b>	<b>\$5,192,170</b>	<b>6.0</b>
<b>General Fund</b>	<b>\$0</b>		<b>\$0</b>	<b>0.0</b>	<b>\$0</b>	<b>0.0</b>	<b>\$0</b>	<b>0.0</b>	<b>\$0</b>	<b>0.0</b>
<b>General Fund Exempt</b>	<b>\$0</b>		<b>\$0</b>	<b>0.0</b>	<b>\$0</b>	<b>0.0</b>	<b>\$0</b>	<b>0.0</b>	<b>\$0</b>	<b>0.0</b>
<b>Cash Funds</b>	<b>\$0</b>		<b>\$0</b>	<b>0.0</b>	<b>\$0</b>	<b>0.0</b>	<b>\$0</b>	<b>0.0</b>	<b>\$0</b>	<b>0.0</b>
<b>Cash Funds Exempt / Reappropriated Funds</b>	<b>\$0</b>		<b>\$6,939,712</b>	<b>6.0</b>	<b>\$5,192,754</b>	<b>6.0</b>	<b>\$5,192,754</b>	<b>6.0</b>	<b>\$5,192,170</b>	<b>6.0</b>
<b>Federal Funds</b>	<b>\$0</b>		<b>\$0</b>	<b>0.0</b>	<b>\$0</b>	<b>0.0</b>	<b>\$0</b>	<b>0.0</b>	<b>\$0</b>	<b>0.0</b>

Expenditures

Colorado Department of Education  
 FY 2011-12 Budget Cycle  
 Schedule 3

(1) MANAGEMENT AND ADMINISTRATION; (D) State Charter School Institute, Transfer of Federal Moneys to Institute Charter Schools

	FY 2008-09		FY 2009-10		FY 2010-11		FY 2010-11		FY 2011-12	
	Actuals	FTE	Actuals	FTE	Appropriated	FTE	Estimate	FTE	Request	FTE
Total Funds	\$0	0.0	\$5,729,547	4.0	N/A	N/A	N/A	N/A	N/A	N/A
General Fund	\$0		\$0	0.0	N/A		N/A		N/A	
General Fund Exempt	\$0		\$0	0.0	N/A		N/A		N/A	
Cash Funds	\$0		\$0	0.0	N/A		N/A		N/A	
Cash Funds Exempt / Reappropriated Funds	\$0		\$5,729,547	4.0	N/A		N/A		N/A	
Federal Funds	\$0		\$0	0.0	N/A		N/A		N/A	

**Under/(Over) Expenditures**

<b>Total Funds</b>	<b>\$0</b>	<b>0.0</b>	<b>\$1,210,165</b>	<b>2.0</b>	<b>N/A</b>	<b>N/A</b>	<b>N/A</b>	<b>N/A</b>	<b>N/A</b>	<b>N/A</b>
<b>General Fund</b>	<b>\$0</b>		<b>\$0</b>	<b>0.0</b>	<b>N/A</b>		<b>N/A</b>		<b>N/A</b>	
<b>General Fund Exempt</b>	<b>\$0</b>		<b>\$0</b>	<b>0.0</b>	<b>N/A</b>		<b>N/A</b>		<b>N/A</b>	
<b>Cash Funds</b>	<b>\$0</b>		<b>\$0</b>	<b>0.0</b>	<b>N/A</b>		<b>N/A</b>		<b>N/A</b>	
<b>Cash Funds Exempt / Reappropriated Funds</b>	<b>\$0</b>		<b>\$1,210,165</b>	<b>2.0</b>	<b>N/A</b>		<b>N/A</b>		<b>N/A</b>	
<b>Federal Funds</b>	<b>\$0</b>		<b>\$0</b>	<b>0.0</b>	<b>N/A</b>		<b>N/A</b>		<b>N/A</b>	

Colorado Department of Education  
FY 2011-12 Budget Cycle  
Schedule 3

(1) MANAGEMENT AND ADMINISTRATION; (D) State Charter School Institute, Department Implementation of Section 22-30.5-501 et seq., C.R.S.

	FY 2008-09		FY 2009-10		FY 2010-11		FY 2010-11		FY 2011-12	
	Actuals	FTE	Actuals	FTE	Appropriated	FTE	Estimate	FTE	Request	FTE

HB 08-1375, SB 09-259, HB 10-1376 Prior Year Appropriation (Long Bill)

Total Funds	\$734,458	5.0	\$210,014	2.6	\$202,842	2.6	\$202,842	2.6	\$202,842	2.6
General Fund	\$0		\$0	0.0	\$0	0.0	\$0	0.0	\$0	0.0
General Fund Exempt	\$0		\$0	0.0	\$0	0.0	\$0	0.0	\$0	0.0
Cash Funds	\$0		\$0	0.0	\$0	0.0	\$0	0.0	\$0	0.0
Cash Funds Exempt / Reappropriated Funds	\$734,458	5.0	\$210,014	2.6	\$202,842	2.6	\$202,842	2.6	\$202,842	2.6
Federal Funds	\$0		\$0	0.0	\$0	0.0	\$0	0.0	\$0	0.0

SB 10-065 (Supplemental)

Total Funds	\$0	0.0	(\$8,827)	0.0	N/A	N/A	N/A	N/A	N/A	N/A
General Fund	\$0		\$0		N/A		N/A		N/A	
General Fund Exempt	\$0		\$0		N/A		N/A		N/A	
Cash Funds	\$0		\$0		N/A		N/A		N/A	
Cash Funds Exempt / Reappropriated Funds	\$0		(\$8,827)		N/A		N/A		N/A	
Federal Funds	\$0		\$0		N/A		N/A		N/A	

**Total Appropriation**

<b>Total Funds</b>	<b>\$734,458</b>	<b>5.0</b>	<b>\$201,187</b>	<b>2.6</b>	<b>\$202,842</b>	<b>2.6</b>	<b>\$202,842</b>	<b>2.6</b>	<b>\$202,842</b>	<b>2.6</b>
<b>General Fund</b>	<b>\$0</b>		<b>\$0</b>	<b>0.0</b>	<b>\$0</b>	<b>0.0</b>	<b>\$0</b>	<b>0.0</b>	<b>\$0</b>	<b>0.0</b>
<b>General Fund Exempt</b>	<b>\$0</b>		<b>\$0</b>	<b>0.0</b>	<b>\$0</b>	<b>0.0</b>	<b>\$0</b>	<b>0.0</b>	<b>\$0</b>	<b>0.0</b>
<b>Cash Funds</b>	<b>\$0</b>		<b>\$0</b>	<b>0.0</b>	<b>\$0</b>	<b>0.0</b>	<b>\$0</b>	<b>0.0</b>	<b>\$0</b>	<b>0.0</b>
<b>Cash Funds Exempt / Reappropriated Funds</b>	<b>\$734,458</b>	<b>5.0</b>	<b>\$201,187</b>	<b>2.6</b>	<b>\$202,842</b>	<b>2.6</b>	<b>\$202,842</b>	<b>2.6</b>	<b>\$202,842</b>	<b>2.6</b>
<b>Federal Funds</b>	<b>\$0</b>		<b>\$0</b>	<b>0.0</b>	<b>\$0</b>	<b>0.0</b>	<b>\$0</b>	<b>0.0</b>	<b>\$0</b>	<b>0.0</b>

POTS Expenditures / Allocation

Total Funds	\$0	0.0	\$55,082	0.0	N/A	N/A	\$0	0.0	N/A	N/A
General Fund	\$0		\$0		N/A		\$0		N/A	
General Fund Exempt	\$0		\$0		N/A		\$0		N/A	
Cash Funds	\$0		\$0		N/A		\$0		N/A	
Cash Funds Exempt / Reappropriated Funds	\$0		\$55,082		N/A		\$0		N/A	
Federal Funds	\$0		\$0		N/A		\$0		N/A	

Colorado Department of Education  
 FY 2011-12 Budget Cycle  
 Schedule 3

(1) MANAGEMENT AND ADMINISTRATION; (D) State Charter School Institute, Department Implementation of Section 22-30.5-501 et seq., C.R.S.

	FY 2008-09		FY 2009-10		FY 2010-11		FY 2010-11		FY 2011-12	
	Actuals	FTE	Actuals	FTE	Appropriated	FTE	Estimate	FTE	Request	FTE
SB10-146 Annualization - Modify Contributions to PERA										
Total Funds	N/A	N/A	N/A	N/A	N/A	N/A	N/A	N/A	\$7,172	0.0
General Fund	N/A		N/A		N/A		N/A		\$0	
General Fund Exempt	N/A		N/A		N/A		N/A		\$0	
Cash Funds	N/A		N/A		N/A		N/A		\$0	
Cash Funds Exempt / Reappropriated Funds	N/A		N/A		N/A		N/A		\$7,172	
Federal Funds	N/A		N/A		N/A		N/A		\$0	

DI - NP Statewide PERA Adjustment

Total Funds	N/A	N/A	N/A	N/A	N/A	N/A	N/A	N/A	(\$5,155)	0.0
General Fund	N/A		N/A		N/A		N/A		\$0	
General Fund Exempt	N/A		N/A		N/A		N/A		\$0	
Cash Funds	N/A		N/A		N/A		N/A		\$0	
Cash Funds Exempt / Reappropriated Funds	N/A		N/A		N/A		N/A		(\$5,155)	
Federal Funds	N/A		N/A		N/A		N/A		\$0	

**Total Spending Authority / Request**

<b>Total Funds</b>	<b>\$734,458</b>	<b>5.0</b>	<b>\$256,269</b>	<b>2.6</b>	<b>\$202,842</b>	<b>2.6</b>	<b>\$202,842</b>	<b>2.6</b>	<b>\$204,859</b>	<b>2.6</b>
<b>General Fund</b>	<b>\$0</b>		<b>\$0</b>	<b>0.0</b>	<b>\$0</b>		<b>\$0</b>	<b>0.0</b>	<b>\$0</b>	<b>0.0</b>
<b>General Fund Exempt</b>	<b>\$0</b>		<b>\$0</b>	<b>0.0</b>	<b>\$0</b>		<b>\$0</b>	<b>0.0</b>	<b>\$0</b>	<b>0.0</b>
<b>Cash Funds</b>	<b>\$0</b>		<b>\$0</b>	<b>0.0</b>	<b>\$0</b>		<b>\$0</b>	<b>0.0</b>	<b>\$0</b>	<b>0.0</b>
<b>Cash Funds Exempt / Reappropriated Funds</b>	<b>\$734,458</b>	<b>5.0</b>	<b>\$256,269</b>	<b>2.6</b>	<b>\$202,842</b>	<b>2.6</b>	<b>\$202,842</b>	<b>2.6</b>	<b>\$204,859</b>	<b>2.6</b>
<b>Federal Funds</b>	<b>\$0</b>		<b>\$0</b>	<b>0.0</b>	<b>\$0</b>		<b>\$0</b>	<b>0.0</b>	<b>\$0</b>	<b>0.0</b>

Colorado Department of Education  
 FY 2011-12 Budget Cycle  
 Schedule 3

(1) MANAGEMENT AND ADMINISTRATION; (D) State Charter School Institute, Department Implementation of Section 22-30.5-501 et seq., C.R.S.

	FY 2008-09		FY 2009-10		FY 2010-11		FY 2010-11		FY 2011-12	
	Actuals	FTE	Actuals	FTE	Appropriated	FTE	Estimate	FTE	Request	FTE
<b>Expenditures</b>										
Total Funds	\$323,444	3.1	\$250,747	2.8	N/A	N/A	N/A	N/A	N/A	N/A
General Fund	\$0		\$0	0.0	N/A		N/A		N/A	
General Fund Exempt	\$0		\$0	0.0	N/A		N/A		N/A	
Cash Funds	\$0		\$0	0.0	N/A		N/A		N/A	
Cash Funds Exempt / Reappropriated Funds	\$323,444	3.1	\$250,747	2.8	N/A		N/A		N/A	
Federal Funds	\$0		\$0	0.0	N/A		N/A		N/A	
<b>Under/(Over) Expenditures</b>										
Total Funds	\$411,014	1.9	\$5,522	(0.2)	N/A	N/A	N/A	N/A	N/A	N/A
General Fund	\$0		\$0	0.0	N/A		N/A		N/A	
General Fund Exempt	\$0		\$0	0.0	N/A		N/A		N/A	
Cash Funds	\$0		\$0	0.0	N/A		N/A		N/A	
Cash Funds Exempt / Reappropriated Funds	\$411,014	1.9	\$5,522	(0.2)	N/A		N/A		N/A	
Federal Funds	\$0		\$0	0.0	N/A		N/A		N/A	

Colorado Department of Education  
 FY 2011-12 Budget Cycle  
 Schedule 3

(1) MANAGEMENT AND ADMINISTRATION; SUMMARY TOTALS

	FY 2008-09		FY 2009-10		FY 2010-11		FY 2010-11		FY 2011-12	
	Actuals	FTE	Actuals	FTE	Appropriated	FTE	Estimate	FTE	Request	FTE
<b>Total Spending Authority / Request</b>										
<b>Total Funds</b>	<b>\$34,520,043</b>	<b>101.8</b>	<b>\$41,897,736</b>	<b>118.0</b>	<b>\$48,961,348</b>	<b>151.1</b>	<b>\$45,632,097</b>	<b>151.1</b>	<b>\$49,791,498</b>	<b>152.1</b>
<b>General Fund</b>	<b>\$5,847,290</b>		<b>\$6,024,624</b>		<b>\$7,526,935</b>	<b>47.1</b>	<b>\$5,983,613</b>	<b>47.1</b>	<b>\$7,893,040</b>	<b>47.1</b>
<b>General Fund Exempt</b>	<b>\$0</b>		<b>\$0</b>		<b>\$0</b>	<b>0.0</b>	<b>\$0</b>	<b>0.0</b>	<b>\$0</b>	<b>0.0</b>
<b>Cash Funds</b>	<b>\$18,827,231</b>		<b>\$18,994,897</b>		<b>\$19,344,219</b>	<b>38.0</b>	<b>\$19,298,310</b>	<b>38.0</b>	<b>\$19,549,164</b>	<b>39.0</b>
<b>Cash Funds Exempt /</b>										
<b>Reappropriated Funds</b>	<b>\$4,671,679</b>		<b>\$11,173,479</b>		<b>\$12,113,824</b>	<b>47.5</b>	<b>\$11,872,834</b>	<b>47.5</b>	<b>\$12,195,010</b>	<b>47.5</b>
<b>Federal Funds</b>	<b>\$5,173,843</b>		<b>\$5,704,736</b>		<b>\$9,976,370</b>	<b>18.5</b>	<b>\$8,477,340</b>	<b>18.5</b>	<b>\$10,154,284</b>	<b>18.5</b>

Colorado Department of Education  
FY 2011-12 Budget Cycle  
Schedule 3

(2) ASSISTANCE TO PUBLIC SCHOOLS; (A) Public School Finance, Administration

	FY 2008-09		FY 2009-10		FY 2010-11		FY 2010-11		FY 2011-12	
	Actuals	FTE	Actuals	FTE	Appropriated	FTE	Estimate	FTE	Request	FTE
HB 08-1375, SB 09-259, HB 10-1376, Prior Year Appropriation (Long Bill)										
Total Funds	\$1,145,439	13.0	\$1,501,773	18.0	\$1,473,774	18.3	\$1,473,774	18.3	\$1,494,503	18.5
General Fund	\$1,145,439	13.0	\$0	0.0	\$0	0.0	\$0	0.0	\$0	0.0
General Fund Exempt	\$0		\$0	0.0	\$0	0.0	\$0	0.0	\$0	0.0
Cash Funds	\$0		\$0	0.0	\$0	0.0	\$0	0.0	\$20,729	0.2
Cash Funds Exempt / Reappropriated Funds	\$0		\$1,501,773	18.0	\$1,473,774	18.3	\$1,473,774	18.3	\$1,473,774	18.3
Federal Funds	\$0		\$0	0.0	\$0	0.0	\$0	0.0	\$0	0.0

SB 10-065 (Supplemental)

Total Funds	\$0	0.0	\$15,539	0.0	N/A	N/A	N/A	N/A	N/A	N/A
General Fund	\$0		\$0		N/A		N/A		N/A	
General Fund Exempt	\$0		\$0		N/A		N/A		N/A	
Cash Funds	\$0		\$0		N/A		N/A		N/A	
Cash Funds Exempt / Reappropriated Funds	\$0		(\$34,461)		N/A		N/A		N/A	
Federal Funds	\$0		\$50,000		N/A		N/A		N/A	

HB 08-1388 School Finance Act

Total Funds	\$419,116	6.0	\$0	0.0	N/A	N/A	N/A	N/A	N/A	N/A
General Fund	\$0		\$0		N/A		N/A		N/A	
General Fund Exempt	\$0		\$0		N/A		N/A		N/A	
Cash Funds	\$419,116	6.0	\$0		N/A		N/A		N/A	
Cash Funds Exempt / Reappropriated Funds	\$0		\$0		N/A		N/A		N/A	
Federal Funds	\$0		\$0		N/A		N/A		N/A	

SB 09-215 Modifications to Financing of Public Schools

Total Funds	(\$82,545)	(1.0)	\$0	0.0	N/A	N/A	N/A	N/A	N/A	N/A
General Fund	(\$1,145,439)	(13.0)	\$0		N/A		N/A		N/A	
General Fund Exempt	\$0		\$0		N/A		N/A		N/A	
Cash Funds	(\$419,116)	(6.0)	\$0		N/A		N/A		N/A	
Cash Funds Exempt / Reappropriated Funds	\$1,482,010	18.0	\$0		N/A		N/A		N/A	
Federal Funds	\$0		\$0		N/A		N/A		N/A	

Colorado Department of Education  
FY 2011-12 Budget Cycle  
Schedule 3

(2) ASSISTANCE TO PUBLIC SCHOOLS; (A) Public School Finance, Administration

	FY 2008-09		FY 2009-10		FY 2010-11		FY 2010-11		FY 2011-12	
	Actuals	FTE	Actuals	FTE	Appropriated	FTE	Estimate	FTE	Request	FTE
SB 10-054 Educational Services for Jailed Juveniles										
Total Funds	\$0	0.0	\$0	0.0	\$20,729	0.2	\$20,729	0.2	N/A	N/A
General Fund	\$0		\$0		\$0	0.0	\$0	0.0	N/A	
General Fund Exempt	\$0		\$0		\$0	0.0	\$0	0.0	N/A	
Cash Funds	\$0		\$0		\$20,729	0.2	\$20,729	0.2	N/A	
Cash Funds Exempt / Reappropriated Funds	\$0		\$0		\$0	0.0	\$0	0.0	N/A	
Federal Funds	\$0		\$0		\$0	0.0	\$0	0.0	N/A	

**Total Appropriation**

<b>Total Funds</b>	<b>\$1,482,010</b>	<b>18.0</b>	<b>\$1,517,312</b>	<b>18.0</b>	<b>\$1,494,503</b>	<b>18.5</b>	<b>\$1,494,503</b>	<b>18.5</b>	<b>\$1,494,503</b>	<b>18.5</b>
<b>General Fund</b>	<b>\$0</b>	<b>0.0</b>	<b>\$0</b>	<b>0.0</b>	<b>\$0</b>	<b>0.0</b>	<b>\$0</b>	<b>0.0</b>	<b>\$0</b>	<b>0.0</b>
<b>General Fund Exempt</b>	<b>\$0</b>	<b>0.0</b>	<b>\$0</b>	<b>0.0</b>	<b>\$0</b>	<b>0.0</b>	<b>\$0</b>	<b>0.0</b>	<b>\$0</b>	<b>0.0</b>
<b>Cash Funds</b>	<b>\$0</b>	<b>0.0</b>	<b>\$0</b>	<b>0.0</b>	<b>\$20,729</b>	<b>0.2</b>	<b>\$20,729</b>	<b>0.2</b>	<b>\$20,729</b>	<b>0.2</b>
<b>Cash Funds Exempt / Reappropriated Funds</b>	<b>\$1,482,010</b>	<b>18.0</b>	<b>\$1,467,312</b>	<b>18.0</b>	<b>\$1,473,774</b>	<b>18.3</b>	<b>\$1,473,774</b>	<b>18.3</b>	<b>\$1,473,774</b>	<b>18.3</b>
<b>Federal Funds</b>	<b>\$0</b>	<b>0.0</b>	<b>\$50,000</b>	<b>0.0</b>	<b>\$0</b>	<b>0.0</b>	<b>\$0</b>	<b>0.0</b>	<b>\$0</b>	<b>0.0</b>

POTS Expenditures / Allocation

Total Funds	\$121,030	0.0	\$99,839	0.0	N/A		\$240,990	0.0	N/A	
General Fund	\$0		\$0		N/A		\$0		N/A	
General Fund Exempt	\$0		\$0		N/A		\$0		N/A	
Cash Funds	\$0		\$0		N/A		\$0		N/A	
Cash Funds Exempt / Reappropriated Funds	\$121,030		\$99,839		N/A		\$240,990		N/A	
Federal Funds	\$0		\$0		N/A		\$0		N/A	

SB10-146 Annualization - Modify Contributions to PERA

Total Funds	N/A	N/A	N/A	N/A	N/A	N/A	N/A	N/A	\$27,999	\$0
General Fund	N/A		N/A		N/A		N/A		\$0	
General Fund Exempt	N/A		N/A		N/A		N/A		\$0	
Cash Funds	N/A		N/A		N/A		N/A		\$0	
Cash Funds Exempt / Reappropriated Funds	N/A		N/A		N/A		N/A		\$27,999	
Federal Funds	N/A		N/A		N/A		N/A		\$0	

1331 Supplemental - Request for Spending Authority for Average Daily Attendance Study



Colorado Department of Education  
 FY 2011-12 Budget Cycle  
 Schedule 3

(2) ASSISTANCE TO PUBLIC SCHOOLS; (A) Public School Finance, Administration

	FY 2008-09		FY 2009-10		FY 2010-11		FY 2010-11		FY 2011-12	
	Actuals	FTE	Actuals	FTE	Appropriated	FTE	Estimate	FTE	Request	FTE
Total Funds	N/A	N/A	N/A	N/A	N/A	N/A	\$52,000	\$0	N/A	N/A
General Fund	N/A		N/A		N/A		\$0		N/A	
General Fund Exempt	N/A		N/A		N/A		\$0		N/A	
Cash Funds	N/A		N/A		N/A		\$52,000		N/A	
Cash Funds Exempt / Reappropriated Funds	N/A		N/A		N/A		\$0		N/A	
Federal Funds	N/A		N/A		N/A		\$0		N/A	

DI - NP Statewide PERA Adjustment

Total Funds	N/A	N/A	N/A	N/A	N/A	N/A	N/A	N/A	(\$27,870)	\$0
General Fund	N/A		N/A		N/A		N/A		\$0	
General Fund Exempt	N/A		N/A		N/A		N/A		\$0	
Cash Funds	N/A		N/A		N/A		N/A		\$0	
Cash Funds Exempt / Reappropriated Funds	N/A		N/A		N/A		N/A		(\$27,870)	
Federal Funds	N/A		N/A		N/A		N/A		\$0	

**Total Spending Authority / Request**

<b>Total Funds</b>	<b>\$1,603,040</b>	<b>18.0</b>	<b>\$1,617,151</b>	<b>18.0</b>	<b>\$1,494,503</b>	<b>18.5</b>	<b>\$1,787,493</b>	<b>18.5</b>	<b>\$1,494,632</b>	<b>18.5</b>
<b>General Fund</b>	<b>\$0</b>		<b>\$0</b>	<b>0.0</b>	<b>\$0</b>	<b>0.0</b>	<b>\$0</b>	<b>0.0</b>	<b>\$0</b>	<b>0.0</b>
<b>General Fund Exempt</b>	<b>\$0</b>		<b>\$0</b>	<b>0.0</b>	<b>\$0</b>	<b>0.0</b>	<b>\$0</b>	<b>0.0</b>	<b>\$0</b>	<b>0.0</b>
<b>Cash Funds</b>	<b>\$0</b>		<b>\$0</b>	<b>0.0</b>	<b>\$20,729</b>	<b>0.2</b>	<b>\$72,729</b>	<b>0.2</b>	<b>\$20,729</b>	<b>0.2</b>
<b>Cash Funds Exempt / Reappropriated Funds</b>	<b>\$1,603,040</b>	<b>18.0</b>	<b>\$1,567,151</b>	<b>18.0</b>	<b>\$1,473,774</b>	<b>18.3</b>	<b>\$1,714,764</b>	<b>18.3</b>	<b>\$1,473,903</b>	<b>18.3</b>
<b>Federal Funds</b>	<b>\$0</b>		<b>\$50,000</b>	<b>0.0</b>	<b>\$0</b>	<b>0.0</b>	<b>\$0</b>	<b>0.0</b>	<b>\$0</b>	<b>0.0</b>

Colorado Department of Education  
 FY 2011-12 Budget Cycle  
 Schedule 3

(2) ASSISTANCE TO PUBLIC SCHOOLS; (A) Public School Finance, Administration

	FY 2008-09		FY 2009-10		FY 2010-11		FY 2010-11		FY 2011-12	
	Actuals	FTE	Actuals	FTE	Appropriated	FTE	Estimate	FTE	Request	FTE
<b>Expenditures</b>										
Total Funds	\$1,534,878	16.1	\$1,432,753	15.6	N/A	N/A	N/A	N/A	N/A	N/A
General Fund	\$0		\$0		N/A		N/A		N/A	
General Fund Exempt	\$0		\$0		N/A		N/A		N/A	
Cash Funds	\$0		\$0		N/A		N/A		N/A	
Cash Funds Exempt / Reappropriated Funds	\$1,534,878	16.1	\$1,432,753	15.6	N/A		N/A		N/A	
Federal Funds	\$0		\$0		N/A		N/A		N/A	
<b>Under/(Over) Expenditures</b>										
Total Funds	\$68,162	1.9	\$184,398	2.4	N/A	N/A	N/A	N/A	N/A	N/A
General Fund	\$0		\$0		N/A		N/A		N/A	
General Fund Exempt	\$0		\$0		N/A		N/A		N/A	
Cash Funds	\$0		\$0		N/A		N/A		N/A	
Cash Funds Exempt / Reappropriated Funds	\$68,162	1.9	\$134,398	2.4	N/A		N/A		N/A	
Federal Funds	\$0		\$50,000		N/A		N/A		N/A	

Colorado Department of Education  
FY 2011-12 Budget Cycle  
Schedule 3

(2) ASSISTANCE TO PUBLIC SCHOOLS; (A) Public School Finance, Declining Enrollment Study

	FY 2008-09		FY 2009-10		FY 2010-11		FY 2010-11		FY 2010-11	
	Actuals	FTE	Actuals	FTE	Appropriated	FTE	Estimate	FTE	Request	FTE
HB 08-1375, SB 09-259, HB 10-1376, Prior Year Appropriation (Long Bill)										
Total Funds	\$0	0.0	\$200,000	0.0	\$0	0.0	\$0	0.0	\$0	0.0
General Fund	\$0		\$0		\$0		\$0		\$0	
General Fund Exempt	\$0		\$0		\$0		\$0		\$0	
Cash Funds	\$0		\$200,000		\$0		\$0		\$0	
Cash Funds Exempt / Reappropriated Funds	\$0		\$0		\$0		\$0		\$0	
Federal Funds	\$0		\$0		\$0		\$0		\$0	

HB 08-1388 School Finance Act FT 08-09 Appropriation

Total Funds	\$200,000	0.0	\$0	0.0	N/A	N/A	N/A	N/A	N/A	N/A
General Fund	\$0		\$0		N/A		N/A		N/A	
General Fund Exempt	\$0		\$0		N/A		N/A		N/A	
Cash Funds	\$200,000		\$0		N/A		N/A		N/A	
Cash Funds Exempt / Reappropriated Funds	\$0		\$0		N/A		N/A		N/A	
Federal Funds	\$0		\$0		N/A		N/A		N/A	

SB 09-215 Modifications to Financing of Public Schools

Total Funds	(\$200,000)	0.0	\$0	0.0	N/A	N/A	N/A	N/A	N/A	N/A
General Fund	\$0		\$0		N/A		N/A		N/A	
General Fund Exempt	\$0		\$0		N/A		N/A		N/A	
Cash Funds	(\$200,000)		\$0		N/A		N/A		N/A	
Cash Funds Exempt / Reappropriated Funds	\$0		\$0		N/A		N/A		N/A	
Federal Funds	\$0		\$0		N/A		N/A		N/A	

**Total Appropriation**

<b>Total Funds</b>	<b>\$0</b>	<b>0.0</b>	<b>\$200,000</b>	<b>0.0</b>	<b>\$0</b>	<b>0.0</b>	<b>\$0</b>	<b>0.0</b>	<b>\$0</b>	<b>0.0</b>
<b>General Fund</b>	<b>\$0</b>		<b>\$0</b>		<b>\$0</b>		<b>\$0</b>		<b>\$0</b>	
<b>General Fund Exempt</b>	<b>\$0</b>		<b>\$0</b>		<b>\$0</b>		<b>\$0</b>		<b>\$0</b>	
<b>Cash Funds</b>	<b>\$0</b>		<b>\$200,000</b>		<b>\$0</b>		<b>\$0</b>		<b>\$0</b>	
<b>Cash Funds Exempt / Reappropriated Funds</b>	<b>\$0</b>		<b>\$0</b>		<b>\$0</b>		<b>\$0</b>		<b>\$0</b>	
<b>Federal Funds</b>	<b>\$0</b>		<b>\$0</b>		<b>\$0</b>		<b>\$0</b>		<b>\$0</b>	

Colorado Department of Education  
 FY 2011-12 Budget Cycle  
 Schedule 3

(2) ASSISTANCE TO PUBLIC SCHOOLS; (A) Public School Finance, Declining Enrollment Study

	FY 2008-09		FY 2009-10		FY 2010-11		FY 2010-11		FY 2010-11	
	Actuals	FTE	Actuals	FTE	Appropriated	FTE	Estimate	FTE	Request	FTE

**Total Spending Authority / Request**

<b>Total Funds</b>	\$0	0.0	\$200,000	0.0	\$0	0.0	\$0	0.0	\$0	0.0
<b>General Fund</b>	\$0		\$0		\$0		\$0		\$0	
<b>General Fund Exempt</b>	\$0		\$0		\$0		\$0		\$0	
<b>Cash Funds</b>	\$0		\$200,000		\$0		\$0		\$0	
<b>Cash Funds Exempt / Reappropriated Funds</b>	\$0		\$0		\$0		\$0		\$0	
<b>Federal Funds</b>	\$0		\$0		\$0		\$0		\$0	

**Expenditures**

<b>Total Funds</b>	\$0	0.0	\$160,000	0.0	N/A	N/A	N/A	N/A	N/A	N/A
<b>General Fund</b>	\$0		\$0		N/A		N/A		N/A	
<b>General Fund Exempt</b>	\$0		\$0		N/A		N/A		N/A	
<b>Cash Funds</b>	\$0		\$160,000		N/A		N/A		N/A	
<b>Cash Funds Exempt / Reappropriated Funds</b>	\$0		\$0		N/A		N/A		N/A	
<b>Federal Funds</b>	\$0		\$0		N/A		N/A		N/A	

**Under/(Over) Expenditures**

<b>Total Funds</b>	\$0	0.0	\$40,000	0.0	N/A	N/A	N/A	N/A	N/A	N/A
<b>General Fund</b>	\$0		\$0		N/A		N/A		N/A	
<b>General Fund Exempt</b>	\$0		\$0		N/A		N/A		N/A	
<b>Cash Funds</b>	\$0		\$40,000		N/A		N/A		N/A	
<b>Cash Funds Exempt / Reappropriated Funds</b>	\$0		\$0		N/A		N/A		N/A	
<b>Federal Funds</b>	\$0		\$0		N/A		N/A		N/A	

Colorado Department of Education  
FY 2011-12 Budget Cycle  
Schedule 3

(2) ASSISTANCE TO PUBLIC SCHOOLS; (A) Public School Finance, State Share of Districts' Total Program Funding

	FY 2008-09		FY 2009-10		FY 2010-11		FY 2010-11		FY 2011-12	
	Actuals	FTE	Actuals	FTE	Appropriated	FTE	Estimate	FTE	Request	FTE
HB 08-1375, SB 09-259, HB 10-1376, Prior Year Appropriation (Long Bill)										
Total Funds	\$3,344,126,475	0.0	\$3,696,288,785	0.0	\$3,763,293,850	0.0	\$3,763,293,850	0.0	\$3,399,817,396	0.0
General Fund	\$2,936,632,563		\$3,076,577,922		\$3,215,715,681		\$3,215,715,681		\$2,852,239,227	
General Fund Exempt	\$0		\$0		\$161,444,485		\$161,444,485		\$161,444,485	
Cash Funds	\$407,493,912		\$619,710,863		\$386,133,684		\$386,133,684		\$386,133,684	
Cash Funds Exempt / Reappropriated Funds	\$0		\$0		\$0		\$0		\$0	
Federal Funds	\$0		\$0		\$0		\$0		\$0	

SB 09-185, HB 10-065 Concerning Supplemental Appropriation

Total Funds	\$0	0.0	(\$177,332,868)	0.0	N/A	N/A	N/A	N/A	N/A	N/A
General Fund	(\$26,558,352)		(\$300,000)		N/A		N/A		N/A	
General Fund Exempt	\$0		\$0		N/A		N/A		N/A	
Cash Funds	\$26,558,352		(\$177,032,868)		N/A		N/A		N/A	
Cash Funds Exempt / Reappropriated Funds	\$0		\$0		N/A		N/A		N/A	
Federal Funds	\$0		\$0		N/A		N/A		N/A	

HB 08-1021 Early Kindergarten Gifted Children

Total Funds	\$252,799	0.0	\$0	0.0	N/A	N/A	N/A	N/A	N/A	N/A
General Fund	\$0		\$0		N/A		N/A		N/A	
General Fund Exempt	\$0		\$0		N/A		N/A		N/A	
Cash Funds	\$252,799		\$0		N/A		N/A		N/A	
Cash Funds Exempt / Reappropriated Funds	\$0		\$0		N/A		N/A		N/A	
Federal Funds	\$0		\$0		N/A		N/A		N/A	

HB 08-1335 Building Excellent Schools Today

Total Funds	\$0	0.0	\$0	0.0	N/A	N/A	N/A	N/A	N/A	N/A
General Fund	\$20,000,000		\$0		N/A		N/A		N/A	
General Fund Exempt	\$0		\$0		N/A		N/A		N/A	
Cash Funds	(\$20,000,000)		\$0		N/A		N/A		N/A	
Cash Funds Exempt / Reappropriated Funds	\$0		\$0		N/A		N/A		N/A	
Federal Funds	\$0		\$0		N/A		N/A		N/A	

Colorado Department of Education  
FY 2011-12 Budget Cycle  
Schedule 3

(2) ASSISTANCE TO PUBLIC SCHOOLS; (A) Public School Finance, State Share of Districts' Total Program Funding

	FY 2008-09		FY 2009-10		FY 2010-11		FY 2010-11		FY 2011-12	
	Actuals	FTE	Actuals	FTE	Appropriated	FTE	Estimate	FTE	Request	FTE
HB 08-1388 School Finance Act										
Total Funds	\$48,565,932	0.0	\$0	0.0	N/A	N/A	N/A	N/A	N/A	N/A
General Fund	\$0		\$0		N/A		N/A		N/A	
General Fund Exempt	\$0		\$0		N/A		N/A		N/A	
Cash Funds	\$48,565,932		\$0		N/A		N/A		N/A	
Cash Funds Exempt / Reappropriated Funds	\$0		\$0		N/A		N/A		N/A	
Federal Funds	\$0		\$0		N/A		N/A		N/A	

HB 10-1369 School Finance Act

Total Funds	\$0	0.0	\$0	0.0	(\$363,476,454)	0.0	(\$363,476,454)	0.0	N/A	N/A
General Fund	\$0		\$0		(\$363,476,454)		(\$363,476,454)		N/A	
General Fund Exempt	\$0		\$0		\$0		\$0		N/A	
Cash Funds	\$0		\$0		\$0		\$0		N/A	
Cash Funds Exempt / Reappropriated Funds	\$0		\$0		\$0		\$0		N/A	
Federal Funds	\$0		\$0		\$0		\$0		N/A	

**Total Appropriation**

<b>Total Funds</b>	<b>\$3,392,945,206</b>	<b>0.0</b>	<b>\$3,518,955,917</b>	<b>0.0</b>	<b>\$3,399,817,396</b>	<b>0.0</b>	<b>\$3,399,817,396</b>	<b>0.0</b>	<b>\$3,399,817,396</b>	<b>0.0</b>
<b>General Fund</b>	<b>\$2,930,074,211</b>		<b>\$3,076,277,922</b>		<b>\$2,852,239,227</b>		<b>\$2,852,239,227</b>		<b>\$2,852,239,227</b>	
<b>General Fund Exempt</b>	<b>\$0</b>		<b>\$0</b>		<b>\$161,444,485</b>		<b>\$161,444,485</b>		<b>\$161,444,485</b>	
<b>Cash Funds</b>	<b>\$462,870,995</b>		<b>\$442,677,995</b>		<b>\$386,133,684</b>		<b>\$386,133,684</b>		<b>\$386,133,684</b>	
<b>Cash Funds Exempt / Reappropriated Funds</b>	<b>\$0</b>		<b>\$0</b>		<b>\$0</b>		<b>\$0</b>		<b>\$0</b>	
<b>Federal Funds</b>	<b>\$0</b>		<b>\$0</b>		<b>\$0</b>		<b>\$0</b>		<b>\$0</b>	

ES-01 General Fund Reduction and ARRA Proportionality (FY 2010-11)

Total Funds	N/A	N/A	N/A	N/A	N/A	N/A	(\$219,528,715)	0.0	\$0	0.0
General Fund	N/A		N/A		N/A		(\$219,528,715)		\$0	
General Fund Exempt	N/A		N/A		N/A		\$0		\$0	
Cash Funds	N/A		N/A		N/A		\$0		\$0	
Cash Funds Exempt / Reappropriated Funds	N/A		N/A		N/A		\$0		\$0	
Federal Funds	N/A		N/A		N/A		\$0		\$0	

DI-01 Annual Total Program Funding Adjustments, and Hold-harmless Full-day Kindergarten Funding FY 2011-12

Colorado Department of Education  
FY 2011-12 Budget Cycle  
Schedule 3

(2) ASSISTANCE TO PUBLIC SCHOOLS; (A) Public School Finance, State Share of Districts' Total Program Funding

	FY 2008-09		FY 2009-10		FY 2010-11		FY 2010-11		FY 2011-12	
	Actuals	FTE	Actuals	FTE	Appropriated	FTE	Estimate	FTE	Request	FTE
Total Funds	N/A	N/A	N/A	N/A	N/A	N/A	N/A	N/A	\$91,199,641	0.0
General Fund	N/A		N/A		N/A		N/A		\$51,087,298	
General Fund Exempt	N/A		N/A		N/A		N/A		\$0	
Cash Funds	N/A		N/A		N/A		N/A		\$40,112,343	
Cash Funds Exempt / Reappropriated Funds	N/A		N/A		N/A		N/A		\$0	
Federal Funds	N/A		N/A		N/A		N/A		\$0	

**Total Spending Authority / Request**

Total Funds	\$3,392,945,206	0.0	\$3,518,955,917	0.0	\$3,399,817,396	0.0	\$3,180,288,681	0.0	\$3,491,017,037	0.0
General Fund	\$2,930,074,211		\$3,076,277,922		\$2,852,239,227		\$2,632,710,512		\$2,903,326,525	
General Fund Exempt	\$0		\$0		\$161,444,485		\$161,444,485		\$161,444,485	
Cash Funds	\$462,870,995		\$442,677,995		\$386,133,684		\$386,133,684		\$426,246,027	
Cash Funds Exempt / Reappropriated Funds	\$0		\$0		\$0		\$0		\$0	
Federal Funds	\$0		\$0		\$0		\$0		\$0	

**Expenditures**

Total Funds	\$3,392,945,206	0.0	\$3,518,869,631	0.0	N/A	N/A	N/A	N/A	N/A	N/A
General Fund	\$2,930,074,211		\$3,076,191,636		N/A		N/A		N/A	
General Fund Exempt	\$0		\$0		N/A		N/A		N/A	
Cash Funds	\$462,870,995		\$442,677,995		N/A		N/A		N/A	
Cash Funds Exempt / Reappropriated Funds	\$0		\$0		N/A		N/A		N/A	
Federal Funds	\$0		\$0		N/A		N/A		N/A	

**Under/(Over) Expenditures**

Total Funds	\$0	0.0	\$86,286	0.0	N/A	N/A	N/A	N/A	N/A	N/A
General Fund	\$0		\$86,286		N/A		N/A		N/A	
General Fund Exempt	\$0		\$0		N/A		N/A		N/A	
Cash Funds	\$0		\$0		N/A		N/A		N/A	
Cash Funds Exempt / Reappropriated Funds	\$0		\$0		N/A		N/A		N/A	
Federal Funds	\$0		\$0		N/A		N/A		N/A	

Colorado Department of Education  
 FY 2011-12 Budget Cycle  
 Schedule 3

(2) ASSISTANCE TO PUBLIC SCHOOLS; (A) Public School Finance, State Share Correction for Local Share Overpayments in Prior Fiscal Years

	FY 2008-09		FY 2009-10		FY 2010-11		FY 2010-11		FY 2011-12	
	Actuals	FTE	Actuals	FTE	Appropriated	FTE	Estimate	FTE	Request	FTE

HB 08-1375, SB 09-259, HB 10-1376, Prior Year Appropriation (Long Bill)

Total Funds	\$0	0.0	\$0	0.0	\$0	0.0	\$0	0.0	\$0	0.0
General Fund	\$0		\$0		\$0		\$0		\$0	
General Fund Exempt	\$0		\$0		\$0		\$0		\$0	
Cash Funds	\$0		\$0		\$0		\$0		\$0	
Cash Funds Exempt / Reappropriated Funds	\$0		\$0		\$0		\$0		\$0	
Federal Funds	\$0		\$0		\$0		\$0		\$0	

1331 Emergency Supplemental - State Share Funding for Steamboat Springs School District

Total Funds	\$0	0.0	\$3,684,365	0.0	\$0	0.0	\$0	0.0	\$0	0.0
General Fund	\$0		\$0		\$0		\$0		\$0	
General Fund Exempt	\$0		\$0		\$0		\$0		\$0	
Cash Funds	\$0		\$3,684,365		\$0		\$0		\$0	
Cash Funds Exempt / Reappropriated Funds	\$0		\$0		\$0		\$0		\$0	
Federal Funds	\$0		\$0		\$0		\$0		\$0	

**Total Appropriation**

<b>Total Funds</b>	<b>\$0</b>	<b>0.0</b>	<b>\$3,684,365</b>	<b>0.0</b>	<b>\$0</b>	<b>0.0</b>	<b>\$0</b>	<b>0.0</b>	<b>\$0</b>	<b>0.0</b>
<b>General Fund</b>	<b>\$0</b>		<b>\$0</b>		<b>\$0</b>		<b>\$0</b>		<b>\$0</b>	
<b>General Fund Exempt</b>	<b>\$0</b>		<b>\$0</b>		<b>\$0</b>		<b>\$0</b>		<b>\$0</b>	
<b>Cash Funds</b>	<b>\$0</b>		<b>\$3,684,365</b>		<b>\$0</b>		<b>\$0</b>		<b>\$0</b>	
<b>Cash Funds Exempt / Reappropriated Funds</b>	<b>\$0</b>		<b>\$0</b>		<b>\$0</b>		<b>\$0</b>		<b>\$0</b>	
<b>Federal Funds</b>	<b>\$0</b>		<b>\$0</b>		<b>\$0</b>		<b>\$0</b>		<b>\$0</b>	



Colorado Department of Education  
 FY 2011-12 Budget Cycle  
 Schedule 3

(2) ASSISTANCE TO PUBLIC SCHOOLS; (A) Public School Finance, State Share Correction for Local Share Overpayments in Prior Fiscal Years

	FY 2008-09		FY 2009-10		FY 2010-11		FY 2010-11		FY 2011-12	
	Actuals	FTE	Actuals	FTE	Appropriated	FTE	Estimate	FTE	Request	FTE
<b>Total Spending Authority / Request</b>										
Total Funds	\$0	0.0	\$3,684,365	0.0	\$0	0.0	\$0	0.0	\$0	0.0
General Fund	\$0		\$0		\$0		\$0		\$0	
General Fund Exempt	\$0		\$0		\$0		\$0		\$0	
Cash Funds	\$0		\$3,684,365		\$0		\$0		\$0	
Cash Funds Exempt / Reappropriated Funds	\$0		\$0		\$0		\$0		\$0	
Federal Funds	\$0		\$0		\$0		\$0		\$0	

Expenditures

Total Funds	\$0	0.0	\$3,684,365	0.0	N/A	N/A	N/A	N/A	N/A	N/A
General Fund	\$0		\$0		N/A		N/A		N/A	
General Fund Exempt	\$0		\$0		N/A		N/A		N/A	
Cash Funds	\$0		\$3,684,365		N/A		N/A		N/A	
Cash Funds Exempt / Reappropriated Funds	\$0		\$0		N/A		N/A		N/A	
Federal Funds	\$0		\$0		N/A		N/A		N/A	

Under/(Over) Expenditures

Total Funds	\$0	0.0	\$0	0.0	N/A	N/A	N/A	N/A	N/A	N/A
General Fund	\$0		\$0		N/A		N/A		N/A	
General Fund Exempt	\$0		\$0		N/A		N/A		N/A	
Cash Funds	\$0		\$0		N/A		N/A		N/A	
Cash Funds Exempt / Reappropriated Funds	\$0		\$0		N/A		N/A		N/A	
Federal Funds	\$0		\$0		N/A		N/A		N/A	

Colorado Department of Education  
 FY 2011-12 Budget Cycle  
 Schedule 3

(2) ASSISTANCE TO PUBLIC SCHOOLS; (A) Public School Finance, Appropriation to State Education Fund

	FY 2008-09		FY 2009-10		FY 2010-11		FY 2010-11		FY 2011-12	
	Actuals	FTE	Actuals	FTE	Appropriated	FTE	Estimate	FTE	Request	FTE

HB 08-1375, SB 09-259, HB 10-1376, Prior Year Appropriation (Long Bill)

Total Funds	\$0	0.0	\$0	0.0	\$0	0.0	\$0	0.0	\$0	0.0
General Fund	\$0		\$0		\$0		\$0		\$0	
General Fund Exempt	\$0		\$0		\$0		\$0		\$0	
Cash Funds	\$0		\$0		\$0		\$0		\$0	
Cash Funds Exempt / Reappropriated Funds	\$0		\$0		\$0		\$0		\$0	
Federal Funds	\$0		\$0		\$0		\$0		\$0	

SB 09-259, HB 10-1376 (Long Bill Add-ons)

Total Funds	\$120,964,055	0.0	\$0	0.0	N/A	N/A	N/A	N/A	N/A	N/A
General Fund	\$120,964,055		\$0		N/A		N/A		N/A	
General Fund Exempt	\$0		\$0		N/A		N/A		N/A	
Cash Funds	\$0		\$0		N/A		N/A		N/A	
Cash Funds Exempt / Reappropriated Funds	\$0		\$0		N/A		N/A		N/A	
Federal Funds	\$0		\$0		N/A		N/A		N/A	

**Total Appropriation**

<b>Total Funds</b>	<b>\$120,964,055</b>	<b>0.0</b>	<b>\$0</b>	<b>0.0</b>	<b>\$0</b>	<b>0.0</b>	<b>\$0</b>	<b>0.0</b>	<b>\$0</b>	<b>0.0</b>
<b>General Fund</b>	<b>\$120,964,055</b>		<b>\$0</b>		<b>\$0</b>		<b>\$0</b>		<b>\$0</b>	
<b>General Fund Exempt</b>	<b>\$0</b>		<b>\$0</b>		<b>\$0</b>		<b>\$0</b>		<b>\$0</b>	
<b>Cash Funds</b>	<b>\$0</b>		<b>\$0</b>		<b>\$0</b>		<b>\$0</b>		<b>\$0</b>	
<b>Cash Funds Exempt / Reappropriated Funds</b>	<b>\$0</b>		<b>\$0</b>		<b>\$0</b>		<b>\$0</b>		<b>\$0</b>	
<b>Federal Funds</b>	<b>\$0</b>		<b>\$0</b>		<b>\$0</b>		<b>\$0</b>		<b>\$0</b>	

Colorado Department of Education  
 FY 2011-12 Budget Cycle  
 Schedule 3

(2) ASSISTANCE TO PUBLIC SCHOOLS; (A) Public School Finance, Appropriation to State Education Fund

	FY 2008-09		FY 2009-10		FY 2010-11		FY 2010-11		FY 2011-12	
	Actuals	FTE	Actuals	FTE	Appropriated	FTE	Estimate	FTE	Request	FTE

**Total Spending Authority / Request**

<b>Total Funds</b>	\$120,964,055	0.0	\$0	0.0	\$0	0.0	\$0	0.0	\$0	0.0
<b>General Fund</b>	\$120,964,055		\$0		\$0		\$0		\$0	
<b>General Fund Exempt</b>	\$0		\$0		\$0		\$0		\$0	
<b>Cash Funds</b>	\$0		\$0		\$0		\$0		\$0	
<b>Cash Funds Exempt / Reappropriated Funds</b>	\$0		\$0		\$0		\$0		\$0	
<b>Federal Funds</b>	\$0		\$0		\$0		\$0		\$0	

**Expenditures**

Total Funds	\$120,964,055	0.0	\$0	0.0	N/A	N/A	N/A	N/A	N/A	N/A
General Fund	\$120,964,055		\$0		N/A		N/A		N/A	
General Fund Exempt	\$0		\$0		N/A		N/A		N/A	
Cash Funds	\$0		\$0		N/A		N/A		N/A	
Cash Funds Exempt / Reappropriated Funds	\$0		\$0		N/A		N/A		N/A	
Federal Funds	\$0		\$0		N/A		N/A		N/A	

**Under/(Over) Expenditures**

<b>Total Funds</b>	\$0	0.0	\$0	0.0	N/A	N/A	N/A	N/A	N/A	N/A
<b>General Fund</b>	\$0		\$0		N/A		N/A		N/A	
<b>General Fund Exempt</b>	\$0		\$0		N/A		N/A		N/A	
<b>Cash Funds</b>	\$0		\$0		N/A		N/A		N/A	
<b>Cash Funds Exempt / Reappropriated Funds</b>	\$0		\$0		N/A		N/A		N/A	
<b>Federal Funds</b>	\$0		\$0		N/A		N/A		N/A	

Colorado Department of Education  
 FY 2011-12 Budget Cycle  
 Schedule 3

(2) ASSISTANCE TO PUBLIC SCHOOLS; (A) Public School Finance, Other Assistance, Military Dependent Supplemental Pupil Enrollment

	FY 2008-09		FY 2009-10		FY 2010-11		FY 2010-11		FY 2011-12	
	Actuals	FTE	Actuals	FTE	Appropriated	FTE	Estimate	FTE	Request	FTE
HB 08-1375, SB 09-259, HB 10-1376, Prior Year Appropriation (Long Bill)										
Total Funds	\$1,818,517	0.0	\$0	0.0	\$0	0.0	\$0	0.0	\$0	0.0
General Fund	\$1,818,517		\$0		\$0		\$0		\$0	
General Fund Exempt	\$0		\$0		\$0		\$0		\$0	
Cash Funds	\$0		\$0		\$0		\$0		\$0	
Cash Funds Exempt / Reappropriated Funds	\$0		\$0		\$0		\$0		\$0	
Federal Funds	\$0		\$0		\$0		\$0		\$0	

HB 08-1375, SB 09-259 (Long Bill Add-ons)

Total Funds	(\$1,818,517)	0.0	\$0	0.0	N/A	N/A	N/A	N/A	N/A	N/A
General Fund	(\$1,818,517)		\$0		N/A		N/A		N/A	
General Fund Exempt	\$0		\$0		N/A		N/A		N/A	
Cash Funds	\$0		\$0		N/A		N/A		N/A	
Cash Funds Exempt / Reappropriated Funds	\$0		\$0		N/A		N/A		N/A	
Federal Funds	\$0		\$0		N/A		N/A		N/A	

**Total Appropriation**

<b>Total Funds</b>	<b>\$0</b>	<b>0.0</b>	<b>\$0</b>	<b>0.0</b>	<b>\$0</b>	<b>0.0</b>	<b>\$0</b>	<b>0.0</b>	<b>\$0</b>	<b>0.0</b>
<b>General Fund</b>	<b>\$0</b>		<b>\$0</b>		<b>\$0</b>		<b>\$0</b>		<b>\$0</b>	
<b>General Fund Exempt</b>	<b>\$0</b>		<b>\$0</b>		<b>\$0</b>		<b>\$0</b>		<b>\$0</b>	
<b>Cash Funds</b>	<b>\$0</b>		<b>\$0</b>		<b>\$0</b>		<b>\$0</b>		<b>\$0</b>	
<b>Cash Funds Exempt / Reappropriated Funds</b>	<b>\$0</b>		<b>\$0</b>		<b>\$0</b>		<b>\$0</b>		<b>\$0</b>	
<b>Federal Funds</b>	<b>\$0</b>		<b>\$0</b>		<b>\$0</b>		<b>\$0</b>		<b>\$0</b>	

**Total Spending Authority / Request**

<b>Total Funds</b>	<b>\$0</b>	<b>0.0</b>	<b>\$0</b>	<b>0.0</b>	<b>\$0</b>	<b>0.0</b>	<b>\$0</b>	<b>0.0</b>	<b>\$0</b>	<b>0.0</b>
<b>General Fund</b>	<b>\$0</b>		<b>\$0</b>		<b>\$0</b>		<b>\$0</b>		<b>\$0</b>	
<b>General Fund Exempt</b>	<b>\$0</b>		<b>\$0</b>		<b>\$0</b>		<b>\$0</b>		<b>\$0</b>	
<b>Cash Funds</b>	<b>\$0</b>		<b>\$0</b>		<b>\$0</b>		<b>\$0</b>		<b>\$0</b>	
<b>Cash Funds Exempt / Reappropriated Funds</b>	<b>\$0</b>		<b>\$0</b>		<b>\$0</b>		<b>\$0</b>		<b>\$0</b>	
<b>Federal Funds</b>	<b>\$0</b>		<b>\$0</b>		<b>\$0</b>		<b>\$0</b>		<b>\$0</b>	

Colorado Department of Education  
 FY 2011-12 Budget Cycle  
 Schedule 3

(2) ASSISTANCE TO PUBLIC SCHOOLS; (A) Public School Finance, Other Assistance, Military Dependent Supplemental Pupil Enrollment

	FY 2008-09		FY 2009-10		FY 2010-11		FY 2010-11		FY 2011-12	
	Actuals	FTE	Actuals	FTE	Appropriated	FTE	Estimate	FTE	Request	FTE
<b>Expenditures</b>										
Total Funds	\$0	0.0	\$0	0.0	N/A	N/A	N/A	N/A	N/A	N/A
General Fund	\$0		\$0		N/A		N/A		N/A	
General Fund Exempt	\$0		\$0		N/A		N/A		N/A	
Cash Funds	\$0		\$0		N/A		N/A		N/A	
Cash Funds Exempt / Reappropriated Funds	\$0		\$0		N/A		N/A		N/A	
Federal Funds	\$0		\$0		N/A		N/A		N/A	
<b>Under/(Over) Expenditures</b>										
Total Funds	\$0	0.0	\$0	0.0	N/A	N/A	N/A	N/A	N/A	N/A
General Fund	\$0		\$0		N/A		N/A		N/A	
General Fund Exempt	\$0		\$0		N/A		N/A		N/A	
Cash Funds	\$0		\$0		N/A		N/A		N/A	
Cash Funds Exempt / Reappropriated Funds	\$0		\$0		N/A		N/A		N/A	
Federal Funds	\$0		\$0		N/A		N/A		N/A	

Colorado Department of Education  
FY 2011-12 Budget Cycle  
Schedule 3

(2) ASSISTANCE TO PUBLIC SCHOOLS; (A) Public School Finance, Additional State Aid Related to Locally Negotiated Business Incentive Agreements

	FY 2008-09		FY 2009-10		FY 2010-11		FY 2010-11		FY 2011-12	
	Actuals	FTE	Actuals	FTE	Appropriated	FTE	Estimate	FTE	Request	FTE
HB 08-1375, SB 09-259, HB 10-1376, Prior Year Appropriation (Long Bill)										
Total Funds	\$418,016	0.0	\$0	0.0	\$0	0.0	\$0	0.0	\$0	0.0
General Fund	\$418,016		\$0		\$0		\$0		\$0	
General Fund Exempt	\$0		\$0		\$0		\$0		\$0	
Cash Funds	\$0		\$0		\$0		\$0		\$0	
Cash Funds Exempt / Reappropriated Funds	\$0		\$0		\$0		\$0		\$0	
Federal Funds	\$0		\$0		\$0		\$0		\$0	

HB 08-1283, SB 09-185 Concerning Supplemental Appropriation

Total Funds	(\$418,016)	0.0	\$0	0.0	N/A	N/A	N/A	N/A	N/A	N/A
General Fund	(\$418,016)		\$0		N/A		N/A		N/A	
General Fund Exempt	\$0		\$0		N/A		N/A		N/A	
Cash Funds	\$0		\$0		N/A		N/A		N/A	
Cash Funds Exempt / Reappropriated Funds	\$0		\$0		N/A		N/A		N/A	
Federal Funds	\$0		\$0		N/A		N/A		N/A	

**Total Appropriation**

<b>Total Funds</b>	<b>\$0</b>	<b>0.0</b>	<b>\$0</b>	<b>0.0</b>	<b>\$0</b>	<b>0.0</b>	<b>\$0</b>	<b>0.0</b>	<b>\$0</b>	<b>0.0</b>
<b>General Fund</b>	<b>\$0</b>		<b>\$0</b>		<b>\$0</b>		<b>\$0</b>		<b>\$0</b>	
<b>General Fund Exempt</b>	<b>\$0</b>		<b>\$0</b>		<b>\$0</b>		<b>\$0</b>		<b>\$0</b>	
<b>Cash Funds</b>	<b>\$0</b>		<b>\$0</b>		<b>\$0</b>		<b>\$0</b>		<b>\$0</b>	
<b>Cash Funds Exempt / Reappropriated Funds</b>	<b>\$0</b>		<b>\$0</b>		<b>\$0</b>		<b>\$0</b>		<b>\$0</b>	
<b>Federal Funds</b>	<b>\$0</b>		<b>\$0</b>		<b>\$0</b>		<b>\$0</b>		<b>\$0</b>	

**Total Spending Authority / Request**

<b>Total Funds</b>	<b>\$0</b>	<b>0.0</b>	<b>\$0</b>	<b>0.0</b>	<b>\$0</b>	<b>0.0</b>	<b>\$0</b>	<b>0.0</b>	<b>\$0</b>	<b>0.0</b>
<b>General Fund</b>	<b>\$0</b>		<b>\$0</b>		<b>\$0</b>		<b>\$0</b>		<b>\$0</b>	
<b>General Fund Exempt</b>	<b>\$0</b>		<b>\$0</b>		<b>\$0</b>		<b>\$0</b>		<b>\$0</b>	
<b>Cash Funds</b>	<b>\$0</b>		<b>\$0</b>		<b>\$0</b>		<b>\$0</b>		<b>\$0</b>	
<b>Cash Funds Exempt / Reappropriated Funds</b>	<b>\$0</b>		<b>\$0</b>		<b>\$0</b>		<b>\$0</b>		<b>\$0</b>	
<b>Federal Funds</b>	<b>\$0</b>		<b>\$0</b>		<b>\$0</b>		<b>\$0</b>		<b>\$0</b>	

Colorado Department of Education  
 FY 2011-12 Budget Cycle  
 Schedule 3

(2) ASSISTANCE TO PUBLIC SCHOOLS; (A) Public School Finance, Additional State Aid Related to Locally Negotiated Business Incentive Agreements

	FY 2008-09		FY 2009-10		FY 2010-11		FY 2010-11		FY 2011-12	
	Actuals	FTE	Actuals	FTE	Appropriated	FTE	Estimate	FTE	Request	FTE
<b>Expenditures</b>										
Total Funds	\$0	0.0	\$0	0.0	N/A	N/A	N/A	N/A	N/A	N/A
General Fund	\$0		\$0		N/A		N/A		N/A	
General Fund Exempt	\$0		\$0		N/A		N/A		N/A	
Cash Funds	\$0		\$0		N/A		N/A		N/A	
Cash Funds Exempt / Reappropriated Funds	\$0		\$0		N/A		N/A		N/A	
Federal Funds	\$0		\$0		N/A		N/A		N/A	
<b>Under/(Over) Expenditures</b>										
Total Funds	\$0	0.0	\$0	0.0	N/A	N/A	N/A	N/A	N/A	N/A
General Fund	\$0		\$0		N/A		N/A		N/A	
General Fund Exempt	\$0		\$0		N/A		N/A		N/A	
Cash Funds	\$0		\$0		N/A		N/A		N/A	
Cash Funds Exempt / Reappropriated Funds	\$0		\$0		N/A		N/A		N/A	
Federal Funds	\$0		\$0		N/A		N/A		N/A	

Colorado Department of Education  
FY 2011-12 Budget Cycle  
Schedule 3

(2) ASSISTANCE TO PUBLIC SCHOOLS; (A) Public School Finance, Hold-harmless Full-day Kindergarten Funding

	FY 2008-09		FY 2009-10		FY 2010-11		FY 2010-11		FY 2011-12	
	Actuals	FTE	Actuals	FTE	Appropriated	FTE	Estimate	FTE	Request	FTE

HB 08-1375, SB 09-259, HB 10-1376, Prior Year Appropriation (Long Bill)

Total Funds	\$0	0.0	\$7,705,498	0.0	\$7,756,818	0.0	\$7,756,818	0.0	\$7,268,854	0.0
General Fund	\$0		\$0		\$0		\$0		\$0	
General Fund Exempt	\$0		\$0		\$0		\$0		\$0	
Cash Funds	\$0		\$7,705,498		\$7,756,818		\$7,756,818		\$7,268,854	
Cash Funds Exempt / Reappropriated Funds	\$0		\$0		\$0		\$0		\$0	
Federal Funds	\$0		\$0		\$0		\$0		\$0	

SB 10-065 (Supplemental)

Total Funds	\$0	0.0	(\$7,448)	0.0	N/A	N/A	N/A	N/A	N/A	N/A
General Fund	\$0		\$0		N/A		N/A		N/A	
General Fund Exempt	\$0		\$0		N/A		N/A		N/A	
Cash Funds	\$0		(\$7,448)		N/A		N/A		N/A	
Cash Funds Exempt / Reappropriated Funds	\$0		\$0		N/A		N/A		N/A	
Federal Funds	\$0		\$0		N/A		N/A		N/A	

HB 08-1388 School Finance Act FY 08-09 Appropriation

Total Funds	\$7,356,409	0.0	N/A	N/A	N/A	N/A	N/A	N/A	N/A	N/A
General Fund	\$0		N/A		N/A		N/A		N/A	
General Fund Exempt	\$0		N/A		N/A		N/A		N/A	
Cash Funds	\$7,356,409		N/A		N/A		N/A		N/A	
Cash Funds Exempt / Reappropriated Funds	\$0		N/A		N/A		N/A		N/A	
Federal Funds	\$0		N/A		N/A		N/A		N/A	

HB 10-1369 School Finance Act

Total Funds	\$0	0.0	\$0	0.0	(\$487,964)	0.0	(\$487,964)	0.0	N/A	N/A
General Fund	\$0		\$0		\$0		\$0		N/A	
General Fund Exempt	\$0		\$0		\$0		\$0		N/A	
Cash Funds	\$0		\$0		(\$487,964)		(\$487,964)		N/A	
Cash Funds Exempt / Reappropriated Funds	\$0		\$0		\$0		\$0		N/A	
Federal Funds	\$0		\$0		\$0		\$0		N/A	



Colorado Department of Education  
 FY 2011-12 Budget Cycle  
 Schedule 3

(2) ASSISTANCE TO PUBLIC SCHOOLS; (A) Public School Finance, Hold-harmless Full-day Kindergarten Funding

	FY 2008-09		FY 2009-10		FY 2010-11		FY 2010-11		FY 2011-12	
	Actuals	FTE	Actuals	FTE	Appropriated	FTE	Estimate	FTE	Request	FTE
<b>Total Appropriation</b>										
<b>Total Funds</b>	\$7,356,409	0.0	\$7,698,050	0.0	\$7,268,854	0.0	\$7,268,854	0.0	\$7,268,854	0.0
<b>General Fund</b>	\$0		\$0		\$0		\$0		\$0	
<b>General Fund Exempt</b>	\$0		\$0		\$0		\$0		\$0	
<b>Cash Funds</b>	\$7,356,409		\$7,698,050		\$7,268,854		\$7,268,854		\$7,268,854	
<b>Cash Funds Exempt / Reappropriated Funds</b>	\$0		\$0		\$0		\$0		\$0	
<b>Federal Funds</b>	\$0		\$0		\$0		\$0		\$0	

ES-01 General Fund Reduction and ARRA Proportionality (FY 2010-11)

Total Funds	N/A	N/A	N/A	N/A	N/A	N/A	(\$292,666)	0.0	\$0	0.0
General Fund	N/A		N/A		N/A		\$0		\$0	
General Fund Exempt	N/A		N/A		N/A		\$0		\$0	
Cash Funds	N/A		N/A		N/A		(\$292,666)		\$0	
Cash Funds Exempt / Reappropriated Funds	N/A		N/A		N/A		\$0		\$0	
Federal Funds	N/A		N/A		N/A		\$0		\$0	

DI-01 Annual Total Program Funding Adjustments, and Hold-harmless Full-day Kindergarten Funding FY 2011-12

Total Funds	N/A	N/A	N/A	N/A	N/A	N/A	N/A	N/A	(\$39,937)	0.0
General Fund	N/A		N/A		N/A		N/A		\$0	
General Fund Exempt	N/A		N/A		N/A		N/A		\$0	
Cash Funds	N/A		N/A		N/A		N/A		(\$39,937)	
Cash Funds Exempt / Reappropriated Funds	N/A		N/A		N/A		N/A		\$0	
Federal Funds	N/A		N/A		N/A		N/A		\$0	

Colorado Department of Education  
 FY 2011-12 Budget Cycle  
 Schedule 3

(2) ASSISTANCE TO PUBLIC SCHOOLS; (A) Public School Finance, Hold-harmless Full-day Kindergarten Funding

	FY 2008-09		FY 2009-10		FY 2010-11		FY 2010-11		FY 2011-12	
	Actuals	FTE	Actuals	FTE	Appropriated	FTE	Estimate	FTE	Request	FTE

**Total Spending Authority / Request**

<b>Total Funds</b>	\$7,356,409	0.0	\$7,698,050	0.0	\$7,268,854	0.0	\$6,976,188	0.0	\$7,228,917	0.0
General Fund	\$0		\$0		\$0		\$0		\$0	
General Fund Exempt	\$0		\$0		\$0		\$0		\$0	
Cash Funds	\$7,356,409		\$7,698,050		\$7,268,854		\$6,976,188		\$7,228,917	
Cash Funds Exempt / Reappropriated Funds	\$0		\$0		\$0		\$0		\$0	
Federal Funds	\$0		\$0		\$0		\$0		\$0	

**Expenditures**

Total Funds	\$7,321,864	0.0	\$7,698,050	0.0	N/A	N/A	N/A	N/A	N/A	N/A
General Fund	\$0		\$0		N/A		N/A		N/A	
General Fund Exempt	\$0		\$0		N/A		N/A		N/A	
Cash Funds	\$7,321,864		\$7,698,050		N/A		N/A		N/A	
Cash Funds Exempt / Reappropriated Funds	\$0		\$0		N/A		N/A		N/A	
Federal Funds	\$0		\$0		N/A		N/A		N/A	

**Under/(Over) Expenditures**

<b>Total Funds</b>	\$34,545	0.0	\$0	0.0	N/A	N/A	N/A	N/A	N/A	N/A
General Fund	\$0		\$0		N/A		N/A		N/A	
General Fund Exempt	\$0		\$0		N/A		N/A		N/A	
Cash Funds	\$34,545		\$0		N/A		N/A		N/A	
Cash Funds Exempt / Reappropriated Funds	\$0		\$0		N/A		N/A		N/A	
Federal Funds	\$0		\$0		N/A		N/A		N/A	

Colorado Department of Education  
 FY 2011-12 Budget Cycle  
 Schedule 3

(2) ASSISTANCE TO PUBLIC SCHOOLS; (A) Public School Finance, District Per Pupil Reimbursement for Juveniles Held in Jail Pursuant to Section 22-32-141 (4) (d), C.R.S.

	FY 2008-09		FY 2009-10		FY 2010-11		FY 2010-11		FY 2011-12	
	Actuals	FTE	Actuals	FTE	Appropriated	FTE	Estimate	FTE	Request	FTE

HB 08-1375, SB 09-259, HB 10-1376, Prior Year Appropriation (Long Bill)

Total Funds	\$0	0.0	\$0	0.0	\$0	0.0	\$0	0.0	\$29,032	0.0
General Fund	\$0		\$0		\$0		\$0		\$0	
General Fund Exempt	\$0		\$0		\$0		\$0		\$0	
Cash Funds	\$0		\$0		\$0		\$0		\$29,032	
Cash Funds Exempt / Reappropriated Funds	\$0		\$0		\$0		\$0		\$0	
Federal Funds	\$0		\$0		\$0		\$0		\$0	

SB 10-054, Education Services for Juveniles Charged as Adults

Total Funds	\$0	0.0	\$0	0.0	\$29,032	0.0	\$29,032	0.0	N/A	N/A
General Fund	\$0		\$0		\$0		\$0		N/A	
General Fund Exempt	\$0		\$0		\$0		\$0		N/A	
Cash Funds	\$0		\$0		\$29,032		\$29,032		N/A	
Cash Funds Exempt / Reappropriated Funds	\$0		\$0		\$0		\$0		N/A	
Federal Funds	\$0		\$0		\$0		\$0		N/A	

**Total Appropriation**

<b>Total Funds</b>	<b>\$0</b>	<b>0.0</b>	<b>\$0</b>	<b>0.0</b>	<b>\$29,032</b>	<b>0.0</b>	<b>\$29,032</b>	<b>0.0</b>	<b>\$29,032</b>	<b>0.0</b>
<b>General Fund</b>	<b>\$0</b>		<b>\$0</b>		<b>\$0</b>		<b>\$0</b>		<b>\$0</b>	
<b>General Fund Exempt</b>	<b>\$0</b>		<b>\$0</b>		<b>\$0</b>		<b>\$0</b>		<b>\$0</b>	
<b>Cash Funds</b>	<b>\$0</b>		<b>\$0</b>		<b>\$29,032</b>		<b>\$29,032</b>		<b>\$29,032</b>	
<b>Cash Funds Exempt / Reappropriated Funds</b>	<b>\$0</b>		<b>\$0</b>		<b>\$0</b>		<b>\$0</b>		<b>\$0</b>	
<b>Federal Funds</b>	<b>\$0</b>		<b>\$0</b>		<b>\$0</b>		<b>\$0</b>		<b>\$0</b>	

Colorado Department of Education  
 FY 2011-12 Budget Cycle  
 Schedule 3

(2) ASSISTANCE TO PUBLIC SCHOOLS; (A) Public School Finance, District Per Pupil Reimbursement for Juveniles Held in Jail Pursuant to Section 22-32-141 (4) (d), C.R.S.

	FY 2008-09		FY 2009-10		FY 2010-11		FY 2010-11		FY 2011-12	
	Actuals	FTE	Actuals	FTE	Appropriated	FTE	Estimate	FTE	Request	FTE
<b>Total Spending Authority / Request</b>										
Total Funds	\$0	0.0	\$0	0.0	\$29,032	0.0	\$29,032	0.0	\$29,032	0.0
General Fund	\$0		\$0		\$0		\$0		\$0	
General Fund Exempt	\$0		\$0		\$0		\$0		\$0	
Cash Funds	\$0		\$0		\$29,032		\$29,032		\$29,032	
Cash Funds Exempt / Reappropriated Funds	\$0		\$0		\$0		\$0		\$0	
Federal Funds	\$0		\$0		\$0		\$0		\$0	

Expenditures

Total Funds	\$0	0.0	\$0	0.0	N/A	N/A	N/A	N/A	N/A	N/A
General Fund	\$0		\$0		N/A		N/A		N/A	
General Fund Exempt	\$0		\$0		N/A		N/A		N/A	
Cash Funds	\$0		\$0		N/A		N/A		N/A	
Cash Funds Exempt / Reappropriated Funds	\$0		\$0		N/A		N/A		N/A	
Federal Funds	\$0		\$0		N/A		N/A		N/A	

Under/(Over) Expenditures

Total Funds	\$0	0.0	\$0	0.0	N/A	N/A	N/A	N/A	N/A	N/A
General Fund	\$0		\$0		N/A		N/A		N/A	
General Fund Exempt	\$0		\$0		N/A		N/A		N/A	
Cash Funds	\$0		\$0		N/A		N/A		N/A	
Cash Funds Exempt / Reappropriated Funds	\$0		\$0		N/A		N/A		N/A	
Federal Funds	\$0		\$0		N/A		N/A		N/A	

Colorado Department of Education  
 FY 2011-12 Budget Cycle  
 Schedule 3

(2) ASSISTANCE TO PUBLIC SCHOOLS; (A) Public School Finance, Education Stabilization Funds from the State Fiscal Stabilization Fund in ARRA

	FY 2008-09		FY 2009-10		FY 2010-11		FY 2010-11		FY 2011-12	
	Actuals	FTE	Actuals	FTE	Appropriated	FTE	Estimate	FTE	Request	FTE

HB 08-1375, SB 09-259, HB 10-1376, Prior Year Appropriation (Long Bill)

Total Funds	\$0	0.0	\$0	0.0	\$0	0.0	\$0	0.0	\$0	0.0
General Fund	\$0		\$0		\$0		\$0		\$0	
General Fund Exempt	\$0		\$0		\$0		\$0		\$0	
Cash Funds	\$0		\$0		\$0		\$0		\$0	
Cash Funds Exempt / Reappropriated Funds	\$0		\$0		\$0		\$0		\$0	
Federal Funds	\$0		\$0		\$0		\$0		\$0	

**Total Appropriation**

<b>Total Funds</b>	<b>\$0</b>	<b>0.0</b>	<b>\$0</b>	<b>0.0</b>	<b>\$0</b>	<b>0.0</b>	<b>\$0</b>	<b>0.0</b>	<b>\$0</b>	<b>0.0</b>
<b>General Fund</b>	<b>\$0</b>		<b>\$0</b>		<b>\$0</b>		<b>\$0</b>		<b>\$0</b>	
<b>General Fund Exempt</b>	<b>\$0</b>		<b>\$0</b>		<b>\$0</b>		<b>\$0</b>		<b>\$0</b>	
<b>Cash Funds</b>	<b>\$0</b>		<b>\$0</b>		<b>\$0</b>		<b>\$0</b>		<b>\$0</b>	
<b>Cash Funds Exempt / Reappropriated Funds</b>	<b>\$0</b>		<b>\$0</b>		<b>\$0</b>		<b>\$0</b>		<b>\$0</b>	
<b>Federal Funds</b>	<b>\$0</b>		<b>\$0</b>		<b>\$0</b>		<b>\$0</b>		<b>\$0</b>	

ES-01 General Fund Reduction and ARRA Proportionality (FY 2010-11)

Total Funds	N/A	N/A	N/A	N/A	N/A	N/A	\$63,197,164	0.0	\$0	0.0
General Fund	N/A		N/A		N/A		\$0		\$0	
General Fund Exempt	N/A		N/A		N/A		\$0		\$0	
Cash Funds	N/A		N/A		N/A		\$0		\$0	
Cash Funds Exempt / Reappropriated Funds	N/A		N/A		N/A		\$0		\$0	
Federal Funds	N/A		N/A		N/A		\$63,197,164		\$0	

Colorado Department of Education  
 FY 2011-12 Budget Cycle  
 Schedule 3

(2) ASSISTANCE TO PUBLIC SCHOOLS; (A) Public School Finance, Education Stabilization Funds from the State Fiscal Stabilization Fund in ARRA

	FY 2008-09		FY 2009-10		FY 2010-11		FY 2010-11		FY 2011-12	
	Actuals	FTE	Actuals	FTE	Appropriated	FTE	Estimate	FTE	Request	FTE
<b>Total Spending Authority / Request</b>										
Total Funds	\$0	0.0	\$0	0.0	\$0	0.0	\$63,197,164	0.0	\$0	0.0
General Fund	\$0		\$0		\$0		\$0		\$0	
General Fund Exempt	\$0		\$0		\$0		\$0		\$0	
Cash Funds	\$0		\$0		\$0		\$0		\$0	
Cash Funds Exempt / Reappropriated Funds	\$0		\$0		\$0		\$0		\$0	
Federal Funds	\$0		\$0		\$0		\$63,197,164		\$0	

Expenditures

Total Funds	\$0	0.0	\$0	0.0	N/A	N/A	N/A	N/A	N/A	N/A
General Fund	\$0		\$0		N/A		N/A		N/A	
General Fund Exempt	\$0		\$0		N/A		N/A		N/A	
Cash Funds	\$0		\$0		N/A		N/A		N/A	
Cash Funds Exempt / Reappropriated Funds	\$0		\$0		N/A		N/A		N/A	
Federal Funds	\$0		\$0		N/A		N/A		N/A	

Under/(Over) Expenditures

Total Funds	\$0	0.0	\$0	0.0	N/A	N/A	N/A	N/A	N/A	N/A
General Fund	\$0		\$0		N/A		N/A		N/A	
General Fund Exempt	\$0		\$0		N/A		N/A		N/A	
Cash Funds	\$0		\$0		N/A		N/A		N/A	
Cash Funds Exempt / Reappropriated Funds	\$0		\$0		N/A		N/A		N/A	
Federal Funds	\$0		\$0		N/A		N/A		N/A	

Colorado Department of Education  
 FY 2011-12 Budget Cycle  
 Schedule 3

(2) ASSISTANCE TO PUBLIC SCHOOLS; (A) Public School Finance, Education Jobs Fund Program

	FY 2008-09		FY 2009-10		FY 2010-11		FY 2010-11		FY 2011-12	
	Actuals	FTE	Actuals	FTE	Appropriated	FTE	Estimate	FTE	Request	FTE

HB 08-1375, SB 09-259, HB 10-1376, Prior Year Appropriation (Long Bill)

Total Funds	\$0	0.0	\$0	0.0	\$0	0.0	\$0	0.0	\$0	0.0
General Fund	\$0		\$0		\$0		\$0		\$0	
General Fund Exempt	\$0		\$0		\$0		\$0		\$0	
Cash Funds	\$0		\$0		\$0		\$0		\$0	
Cash Funds Exempt / Reappropriated Funds	\$0		\$0		\$0		\$0		\$0	
Federal Funds	\$0		\$0		\$0		\$0		\$0	

**Total Appropriation**

<b>Total Funds</b>	<b>\$0</b>	<b>0.0</b>	<b>\$0</b>	<b>0.0</b>	<b>\$0</b>	<b>0.0</b>	<b>\$0</b>	<b>0.0</b>	<b>\$0</b>	<b>0.0</b>
<b>General Fund</b>	<b>\$0</b>		<b>\$0</b>		<b>\$0</b>		<b>\$0</b>		<b>\$0</b>	
<b>General Fund Exempt</b>	<b>\$0</b>		<b>\$0</b>		<b>\$0</b>		<b>\$0</b>		<b>\$0</b>	
<b>Cash Funds</b>	<b>\$0</b>		<b>\$0</b>		<b>\$0</b>		<b>\$0</b>		<b>\$0</b>	
<b>Cash Funds Exempt / Reappropriated Funds</b>	<b>\$0</b>		<b>\$0</b>		<b>\$0</b>		<b>\$0</b>		<b>\$0</b>	
<b>Federal Funds</b>	<b>\$0</b>		<b>\$0</b>		<b>\$0</b>		<b>\$0</b>		<b>\$0</b>	

ES-01 General Fund Reduction and ARRA Proportionality (FY 2010-11)

Total Funds	N/A	N/A	N/A	N/A	N/A	N/A	\$156,331,551	0.0	\$0	0.0
General Fund	N/A		N/A		N/A		\$0		\$0	
General Fund Exempt	N/A		N/A		N/A		\$0		\$0	
Cash Funds	N/A		N/A		N/A		\$0		\$0	
Cash Funds Exempt / Reappropriated Funds	N/A		N/A		N/A		\$0		\$0	
Federal Funds	N/A		N/A		N/A		\$156,331,551		\$0	

Colorado Department of Education  
 FY 2011-12 Budget Cycle  
 Schedule 3

(2) ASSISTANCE TO PUBLIC SCHOOLS; (A) Public School Finance, Education Jobs Fund Program

	FY 2008-09		FY 2009-10		FY 2010-11		FY 2010-11		FY 2011-12	
	Actuals	FTE	Actuals	FTE	Appropriated	FTE	Estimate	FTE	Request	FTE
<b>Total Spending Authority / Request</b>										
Total Funds	\$0	0.0	\$0	0.0	\$0	0.0	\$156,331,551	0.0	\$0	0.0
General Fund	\$0		\$0		\$0		\$0		\$0	
General Fund Exempt	\$0		\$0		\$0		\$0		\$0	
Cash Funds	\$0		\$0		\$0		\$0		\$0	
Cash Funds Exempt / Reappropriated Funds	\$0		\$0		\$0		\$0		\$0	
Federal Funds	\$0		\$0		\$0		\$156,331,551		\$0	

Expenditures

Total Funds	\$0	0.0	\$0	0.0	N/A	N/A	N/A	N/A	N/A	N/A
General Fund	\$0		\$0		N/A		N/A		N/A	
General Fund Exempt	\$0		\$0		N/A		N/A		N/A	
Cash Funds	\$0		\$0		N/A		N/A		N/A	
Cash Funds Exempt / Reappropriated Funds	\$0		\$0		N/A		N/A		N/A	
Federal Funds	\$0		\$0		N/A		N/A		N/A	

Under/(Over) Expenditures

Total Funds	\$0	0.0	\$0	0.0	N/A	N/A	N/A	N/A	N/A	N/A
General Fund	\$0		\$0		N/A		N/A		N/A	
General Fund Exempt	\$0		\$0		N/A		N/A		N/A	
Cash Funds	\$0		\$0		N/A		N/A		N/A	
Cash Funds Exempt / Reappropriated Funds	\$0		\$0		N/A		N/A		N/A	
Federal Funds	\$0		\$0		N/A		N/A		N/A	



Colorado Department of Education  
FY 2011-12 Budget Cycle  
Schedule 3

(2) ASSISTANCE TO PUBLIC SCHOOLS; (B) Categorical Programs, (I) District Programs Required by Statute, Special Education Programs for Children with Disabilities

	FY 2008-09		FY 2009-10		FY 2010-11		FY 2010-11		FY 2011-12	
	Actuals	FTE	Actuals	FTE	Appropriated	FTE	Estimate	FTE	Request	FTE

HB 08-1375, SB 09-259, HB 10-1376, Prior Year Appropriation (Long Bill)

Total Funds	\$278,169,837	64.5	\$377,620,446	65.0	\$286,289,454	64.5	\$286,289,454	64.5	\$286,289,454	64.5
General Fund	\$99,572,376		\$71,572,347	0.0	\$71,572,347	0.0	\$71,572,347	0.0	\$71,572,347	0.0
General Fund Exempt	\$0		\$0	0.0	\$0	0.0	\$0	0.0	\$0	0.0
Cash Funds	\$25,789,749		\$55,789,778	0.0	\$55,789,778	0.0	\$55,789,778	0.0	\$55,789,778	0.0
Cash Funds Exempt / Reappropriated Funds	\$98,768	0.5	\$101,812	1.0	\$101,812	1.0	\$101,812	1.0	\$101,812	1.0
Federal Funds	\$152,708,944	64.0	\$250,156,509	64.0	\$158,825,517	63.5	\$158,825,517	63.5	\$158,825,517	63.5

SB 09-185, HB 10-065 Concerning Supplemental Appropriation

Total Funds	\$0	0.0	\$56,600,357	0.0	N/A	N/A	N/A	N/A	N/A	N/A
General Fund	\$0		\$0	0.0	N/A		N/A		N/A	
General Fund Exempt	\$0		\$0	0.0	N/A		N/A		N/A	
Cash Funds	\$0		\$0	0.0	N/A		N/A		N/A	
Cash Funds Exempt / Reappropriated Funds	\$0		\$0	0.0	N/A		N/A		N/A	
Federal Funds	\$0		\$56,600,357	0.0	N/A		N/A		N/A	

HB 08-1388 School Finance Act 08-09 Appropriation

Total Funds	\$2,000,000	0.0	\$0	0.0	N/A	N/A	N/A	N/A	N/A	N/A
General Fund	\$0		\$0		N/A		N/A		N/A	
General Fund Exempt	\$0		\$0		N/A		N/A		N/A	
Cash Funds	\$2,000,000		\$0		N/A		N/A		N/A	
Cash Funds Exempt / Reappropriated Funds	\$0		\$0		N/A		N/A		N/A	
Federal Funds	\$0		\$0		N/A		N/A		N/A	

SB 09-185 Concerning Supplemental Appropriation

Total Funds	\$0	0.0	\$0	0.0	N/A	N/A	N/A	N/A	N/A	N/A
General Fund	(\$28,000,029)		\$0		N/A		N/A		N/A	
General Fund Exempt	\$0		\$0		N/A		N/A		N/A	
Cash Funds	\$28,000,029		\$0		N/A		N/A		N/A	
Cash Funds Exempt / Reappropriated Funds	\$0		\$0		N/A		N/A		N/A	
Federal Funds	\$0		\$0		N/A		N/A		N/A	

Colorado Department of Education  
FY 2011-12 Budget Cycle  
Schedule 3

(2) ASSISTANCE TO PUBLIC SCHOOLS; (B) Categorical Programs, (I) District Programs Required by Statute, Special Education Programs for Children with Disabilities

	FY 2008-09		FY 2009-10		FY 2010-11		FY 2010-11		FY 2011-12	
	Actuals	FTE	Actuals	FTE	Appropriated	FTE	Estimate	FTE	Request	FTE
<b>Total Appropriation</b>										
<b>Total Funds</b>	\$280,169,837	64.5	\$434,220,803	65.0	\$286,289,454	64.5	\$286,289,454	64.5	\$286,289,454	64.5
<b>General Fund</b>	\$71,572,347	0.0	\$71,572,347	0.0	\$71,572,347	0.0	\$71,572,347	0.0	\$71,572,347	0.0
<b>General Fund Exempt</b>	\$0	0.0	\$0	0.0	\$0	0.0	\$0	0.0	\$0	0.0
<b>Cash Funds</b>	\$55,789,778	0.0	\$55,789,778	0.0	\$55,789,778	0.0	\$55,789,778	0.0	\$55,789,778	0.0
<b>Cash Funds Exempt / Reappropriated Funds</b>	\$98,768	0.5	\$101,812	1.0	\$101,812	1.0	\$101,812	1.0	\$101,812	1.0
<b>Federal Funds</b>	\$152,708,944	64.0	\$306,756,866	64.0	\$158,825,517	63.5	\$158,825,517	63.5	\$158,825,517	63.5

Restrict Federal Funds

Total Funds	\$0	0.0	(\$101,812)	(1.0)	N/A	N/A	N/A	N/A
General Fund	\$0		\$0	0.0	N/A	N/A	N/A	N/A
General Fund Exempt	\$0		\$0	0.0	N/A	N/A	N/A	N/A
Cash Funds	\$0		\$0	0.0	N/A	N/A	N/A	N/A
Cash Funds Exempt / Reappropriated Funds	\$0		(\$101,812)	(1.0)	N/A	N/A	N/A	N/A
Federal Funds	\$0		\$0	0.0	N/A	N/A	N/A	N/A

Federal Funds Change

Total Funds	N/A	N/A	(\$31,188,449)	0.0	\$0	0.0	\$0	0.0
General Fund	N/A		\$0		\$0		\$0	
General Fund Exempt	N/A		\$0		\$0		\$0	
Cash Funds	N/A		\$0		\$0		\$0	
Cash Funds Exempt / Reappropriated Funds	N/A		\$0		\$0		\$0	
Federal Funds	N/A		(\$31,188,449)		\$0	0.0	\$0	0.0

SB10-146 Annualization - Modify Contributions to PERA

Total Funds	N/A	N/A	N/A	N/A	N/A	N/A	N/A	N/A	\$114,496	\$0
General Fund	N/A		N/A		N/A		N/A		\$0	
General Fund Exempt	N/A		N/A		N/A		N/A		\$0	
Cash Funds	N/A		N/A		N/A		N/A		\$0	
Cash Funds Exempt / Reappropriated Funds	N/A		N/A		N/A		N/A		\$0	
Federal Funds	N/A		N/A		N/A		N/A		\$114,496	

DI - 02 Constitutionally Required Increase for Categorical Programs in FY 2011-12

Colorado Department of Education  
FY 2011-12 Budget Cycle  
Schedule 3

(2) ASSISTANCE TO PUBLIC SCHOOLS; (B) Categorical Programs, (I) District Programs Required by Statute, Special Education Programs for Children with Disabilities

	FY 2008-09		FY 2009-10		FY 2010-11		FY 2010-11		FY 2011-12	
	Actuals	FTE	Actuals	FTE	Appropriated	FTE	Estimate	FTE	Request	FTE
Total Funds	N/A	N/A	N/A	N/A	N/A	N/A	N/A	N/A	\$1,183,747	\$0
General Fund	N/A		N/A		N/A		N/A		\$0	
General Fund Exempt	N/A		N/A		N/A		N/A		\$0	
Cash Funds	N/A		N/A		N/A		N/A		\$1,183,747	
Cash Funds Exempt / Reappropriated Funds	N/A		N/A		N/A		N/A		\$0	
Federal Funds	N/A		N/A		N/A		N/A		\$0	

DI - NP Statewide PERA Adjustment

Total Funds	N/A	N/A	N/A	N/A	N/A	N/A	N/A	N/A	(\$117,510)	\$0
General Fund	N/A		N/A		N/A		N/A		\$0	
General Fund Exempt	N/A		N/A		N/A		N/A		\$0	
Cash Funds	N/A		N/A		N/A		N/A		\$0	
Cash Funds Exempt / Reappropriated Funds	N/A		N/A		N/A		N/A		\$0	
Federal Funds	N/A		N/A		N/A		N/A		(\$117,510)	

**Total Spending Authority / Request**

<b>Total Funds</b>	<b>\$280,169,837</b>	<b>64.5</b>	<b>\$402,930,542</b>	<b>64.0</b>	<b>\$286,289,454</b>	<b>64.5</b>	<b>\$286,289,454</b>	<b>64.5</b>	<b>\$287,470,187</b>	<b>64.5</b>
<b>General Fund</b>	<b>\$71,572,347</b>	<b>0.0</b>	<b>\$71,572,347</b>	<b>0.0</b>	<b>\$71,572,347</b>	<b>0.0</b>	<b>\$71,572,347</b>	<b>0.0</b>	<b>\$71,572,347</b>	<b>0.0</b>
<b>General Fund Exempt</b>	<b>\$0</b>	<b>0.0</b>	<b>\$0</b>	<b>0.0</b>	<b>\$0</b>	<b>0.0</b>	<b>\$0</b>	<b>0.0</b>	<b>\$0</b>	<b>0.0</b>
<b>Cash Funds</b>	<b>\$55,789,778</b>	<b>0.0</b>	<b>\$55,789,778</b>	<b>0.0</b>	<b>\$55,789,778</b>	<b>0.0</b>	<b>\$55,789,778</b>	<b>0.0</b>	<b>\$56,973,525</b>	<b>0.0</b>
<b>Cash Funds Exempt / Reappropriated Funds</b>	<b>\$98,768</b>	<b>0.5</b>	<b>\$0</b>	<b>0.0</b>	<b>\$101,812</b>	<b>1.0</b>	<b>\$101,812</b>	<b>1.0</b>	<b>\$101,812</b>	<b>1.0</b>
<b>Federal Funds</b>	<b>\$152,708,944</b>	<b>64.0</b>	<b>\$275,568,417</b>	<b>64.0</b>	<b>\$158,825,517</b>	<b>63.5</b>	<b>\$158,825,517</b>	<b>63.5</b>	<b>\$158,822,503</b>	<b>63.5</b>

Colorado Department of Education  
 FY 2011-12 Budget Cycle  
 Schedule 3

(2) ASSISTANCE TO PUBLIC SCHOOLS; (B) Categorical Programs, (I) District Programs Required by Statute, Special Education Programs for Children with Disabilities

	FY 2008-09		FY 2009-10		FY 2010-11		FY 2010-11		FY 2011-12	
	Actuals	FTE	Actuals	FTE	Appropriated	FTE	Estimate	FTE	Request	FTE
<b>Expenditures</b>										
Total Funds	\$284,676,407	65.0	\$269,814,937	71.1	N/A	N/A	N/A	N/A	N/A	N/A
General Fund	\$71,572,347		\$71,572,347	0.0	N/A		N/A		N/A	
General Fund Exempt	\$0		\$0	0.0	N/A		N/A		N/A	
Cash Funds	\$55,789,778		\$55,789,778	0.0	N/A		N/A		N/A	
Cash Funds Exempt / Reappropriated Funds	\$0	0.5	\$0	0.0	N/A		N/A		N/A	
Federal Funds	\$157,314,282	64.5	\$142,452,812	71.1	N/A		N/A		N/A	
<b>Under/(Over) Expenditures</b>										
Total Funds	(\$4,506,570)	(0.5)	\$133,115,605	(7.1)	N/A	N/A	N/A	N/A	N/A	N/A
General Fund	\$0	0.0	\$0	0.0	N/A		N/A		N/A	
General Fund Exempt	\$0		\$0	0.0	N/A		N/A		N/A	
Cash Funds	\$0	0.0	\$0	0.0	N/A		N/A		N/A	
Cash Funds Exempt / Reappropriated Funds	\$98,768	0.0	\$0	0.0	N/A		N/A		N/A	
Federal Funds	(\$4,605,338)	(0.5)	\$133,115,605	(7.1)	N/A		N/A		N/A	

Colorado Department of Education  
 FY 2011-12 Budget Cycle  
 Schedule 3

(2) ASSISTANCE TO PUBLIC SCHOOLS; (B) Categorical Programs, (I) District Programs Required by Statute, English Language Proficiency Program

	FY 2008-09		FY 2009-10		FY 2010-11		FY 2010-11		FY 2011-12	
	Actuals	FTE	Actuals	FTE	Appropriated	FTE	Estimate	FTE	Request	FTE

HB 08-1375, SB 09-259, HB 10-1376, Prior Year Appropriation (Long Bill)

Total Funds	\$19,901,227	4.6	\$23,421,597	4.6	\$23,696,750	4.6	\$23,696,750	4.6	\$23,696,750	4.6
General Fund	\$4,657,644		\$3,101,598	0.0	\$3,101,598	0.0	\$3,101,598	0.0	\$3,101,598	0.0
General Fund Exempt	\$0		\$0	0.0	\$0	0.0	\$0	0.0	\$0	0.0
Cash Funds	\$3,954,413		\$9,019,602	0.0	\$9,294,755	0.0	\$9,294,755	0.0	\$9,294,755	0.0
Cash Funds Exempt / Reappropriated Funds	\$0		\$0	0.0	\$0	0.0	\$0	0.0	\$0	0.0
Federal Funds	\$11,289,170	4.6	\$11,300,397	4.6	\$11,300,397	4.6	\$11,300,397	4.6	\$11,300,397	4.6

SB 09-185, HB 10-065 Concerning Supplemental Appropriation

Total Funds	\$0	0.0	(\$10,500)	0.0	N/A	N/A	N/A	N/A	N/A	N/A
General Fund	(\$1,556,046)		\$0	0.0	N/A		N/A		N/A	
General Fund Exempt	\$0		\$0	0.0	N/A		N/A		N/A	
Cash Funds	\$1,556,046		\$0	0.0	N/A		N/A		N/A	
Cash Funds Exempt / Reappropriated Funds	\$0		\$0	0.0	N/A		N/A		N/A	
Federal Funds	\$0		(\$10,500)	0.0	N/A		N/A		N/A	

**Total Appropriation**

<b>Total Funds</b>	<b>\$19,901,227</b>	<b>4.6</b>	<b>\$23,411,097</b>	<b>4.6</b>	<b>\$23,696,750</b>	<b>4.6</b>	<b>\$23,696,750</b>	<b>4.6</b>	<b>\$23,696,750</b>	<b>4.6</b>
<b>General Fund</b>	<b>\$3,101,598</b>		<b>\$3,101,598</b>	<b>0.0</b>	<b>\$3,101,598</b>	<b>0.0</b>	<b>\$3,101,598</b>	<b>0.0</b>	<b>\$3,101,598</b>	<b>0.0</b>
<b>General Fund Exempt</b>	<b>\$0</b>		<b>\$0</b>	<b>0.0</b>	<b>\$0</b>	<b>0.0</b>	<b>\$0</b>	<b>0.0</b>	<b>\$0</b>	<b>0.0</b>
<b>Cash Funds</b>	<b>\$5,510,459</b>		<b>\$9,019,602</b>	<b>0.0</b>	<b>\$9,294,755</b>	<b>0.0</b>	<b>\$9,294,755</b>	<b>0.0</b>	<b>\$9,294,755</b>	<b>0.0</b>
<b>Cash Funds Exempt / Reappropriated Funds</b>	<b>\$0</b>		<b>\$0</b>	<b>0.0</b>	<b>\$0</b>	<b>0.0</b>	<b>\$0</b>	<b>0.0</b>	<b>\$0</b>	<b>0.0</b>
<b>Federal Funds</b>	<b>\$11,289,170</b>	<b>4.6</b>	<b>\$11,289,897</b>	<b>4.6</b>	<b>\$11,300,397</b>	<b>4.6</b>	<b>\$11,300,397</b>	<b>4.6</b>	<b>\$11,300,397</b>	<b>4.6</b>

Revised Federal Grant Awards

Total Funds	\$2,649,919	0.0	\$4,062,297	0.0	N/A	N/A	N/A	N/A	N/A	N/A
General Fund	\$0		\$0		N/A		N/A		N/A	
General Fund Exempt	\$0		\$0		N/A		N/A		N/A	
Cash Funds	\$0		\$0		N/A		N/A		N/A	
Cash Funds Exempt / Reappropriated Funds	\$0		\$0		N/A		N/A		N/A	
Federal Funds	\$2,649,919		\$4,062,297	0.0	N/A		N/A		N/A	

Colorado Department of Education  
FY 2011-12 Budget Cycle  
Schedule 3

(2) ASSISTANCE TO PUBLIC SCHOOLS; (B) Categorical Programs, (I) District Programs Required by Statute, English Language Proficiency Program

	FY 2008-09		FY 2009-10		FY 2010-11		FY 2010-11		FY 2011-12	
	Actuals	FTE	Actuals	FTE	Appropriated	FTE	Estimate	FTE	Request	FTE
SB10-146 Annualization - Modify Contributions to PERA										
Total Funds	N/A	N/A	N/A	N/A	N/A	N/A	N/A	N/A	\$8,531	\$0
General Fund	N/A		N/A		N/A		N/A		\$0	
General Fund Exempt	N/A		N/A		N/A		N/A		\$0	
Cash Funds	N/A		N/A		N/A		N/A		\$0	
Cash Funds Exempt / Reappropriated Funds	N/A		N/A		N/A		N/A		\$0	
Federal Funds	N/A		N/A		N/A		N/A		\$8,531	

DI - 02 Constitutionally Required Increase for Categorical Programs in FY 2011-12

Total Funds	N/A	N/A	N/A	N/A	N/A	N/A	N/A	N/A	\$335,063	\$0
General Fund	N/A		N/A		N/A		N/A		\$0	
General Fund Exempt	N/A		N/A		N/A		N/A		\$0	
Cash Funds	N/A		N/A		N/A		N/A		\$335,063	
Cash Funds Exempt / Reappropriated Funds	N/A		N/A		N/A		N/A		\$0	
Federal Funds	N/A		N/A		N/A		N/A		\$0	

DI - NP Statewide PERA Adjustment

Total Funds	N/A	N/A	N/A	N/A	N/A	N/A	N/A	N/A	(\$9,561)	\$0
General Fund	N/A		N/A		N/A		N/A		\$0	
General Fund Exempt	N/A		N/A		N/A		N/A		\$0	
Cash Funds	N/A		N/A		N/A		N/A		\$0	
Cash Funds Exempt / Reappropriated Funds	N/A		N/A		N/A		N/A		\$0	
Federal Funds	N/A		N/A		N/A		N/A		(\$9,561)	

**Total Spending Authority / Request**

<b>Total Funds</b>	<b>\$22,551,146</b>	<b>4.6</b>	<b>\$27,473,394</b>	<b>4.6</b>	<b>\$23,696,750</b>	<b>4.6</b>	<b>\$23,696,750</b>	<b>4.6</b>	<b>\$24,030,783</b>	<b>4.6</b>
<b>General Fund</b>	<b>\$3,101,598</b>		<b>\$3,101,598</b>	<b>0.0</b>	<b>\$3,101,598</b>	<b>0.0</b>	<b>\$3,101,598</b>	<b>0.0</b>	<b>\$3,101,598</b>	<b>0.0</b>
<b>General Fund Exempt</b>	<b>\$0</b>		<b>\$0</b>	<b>0.0</b>	<b>\$0</b>	<b>0.0</b>	<b>\$0</b>	<b>0.0</b>	<b>\$0</b>	<b>0.0</b>
<b>Cash Funds</b>	<b>\$5,510,459</b>		<b>\$9,019,602</b>	<b>0.0</b>	<b>\$9,294,755</b>	<b>0.0</b>	<b>\$9,294,755</b>	<b>0.0</b>	<b>\$9,629,818</b>	<b>0.0</b>
<b>Cash Funds Exempt / Reappropriated Funds</b>	<b>\$0</b>		<b>\$0</b>	<b>0.0</b>	<b>\$0</b>	<b>0.0</b>	<b>\$0</b>	<b>0.0</b>	<b>\$0</b>	<b>0.0</b>
<b>Federal Funds</b>	<b>\$13,939,089</b>	<b>4.6</b>	<b>\$15,352,194</b>	<b>4.6</b>	<b>\$11,300,397</b>	<b>4.6</b>	<b>\$11,300,397</b>	<b>4.6</b>	<b>\$11,299,367</b>	<b>4.6</b>

Expenditures

Colorado Department of Education  
 FY 2011-12 Budget Cycle  
 Schedule 3

(2) ASSISTANCE TO PUBLIC SCHOOLS; (B) Categorical Programs, (I) District Programs Required by Statute, English Language Proficiency Program

	FY 2008-09		FY 2009-10		FY 2010-11		FY 2010-11		FY 2011-12	
	Actuals	FTE	Actuals	FTE	Appropriated	FTE	Estimate	FTE	Request	FTE
Total Funds	\$18,458,074	4.8	\$22,328,316	6.4	N/A	N/A	N/A	N/A	N/A	N/A
General Fund	\$3,101,598		\$3,101,598	0.0	N/A		N/A		N/A	
General Fund Exempt	\$0		\$0	0.0	N/A		N/A		N/A	
Cash Funds	\$5,510,459		\$9,019,602	0.0	N/A		N/A		N/A	
Cash Funds Exempt / Reappropriated Funds	\$0		\$0	0.0	N/A		N/A		N/A	
Federal Funds	\$9,846,017	4.8	\$10,207,116	6.4	N/A		N/A		N/A	

**Under/(Over) Expenditures**

Total Funds	\$4,093,072	(0.2)	\$5,145,078	(1.8)	N/A	N/A	N/A	N/A	N/A	N/A
General Fund	\$0	0.0	\$0	0.0	N/A		N/A		N/A	
General Fund Exempt	\$0	0.0	\$0	0.0	N/A		N/A		N/A	
Cash Funds	\$0	0.0	\$0	0.0	N/A		N/A		N/A	
Cash Funds Exempt / Reappropriated Funds	\$0	0.0	\$0	0.0	N/A		N/A		N/A	
Federal Funds	\$4,093,072	(0.2)	\$5,145,078	(1.8)	N/A		N/A		N/A	

Colorado Department of Education  
FY 2011-12 Budget Cycle  
Schedule 3

(2) ASSISTANCE TO PUBLIC SCHOOLS; (B) Categorical Programs, (II) Other Categorical Programs, Public School Transportation

	FY 2008-09		FY 2009-10		FY 2010-11		FY 2010-11		FY 2011-12	
	Actuals	FTE	Actuals	FTE	Appropriated	FTE	Estimate	FTE	Request	FTE

HB 08-1375, SB 09-259, HB 10-1376, Prior Year Appropriation (Long Bill)

Total Funds	\$45,858,842	2.0	\$49,656,915	2.0	\$49,991,821	2.0	\$49,991,821	2.0	\$49,991,821	2.0
General Fund	\$38,079,601	2.0	\$36,919,504	2.0	\$36,922,227	2.0	\$36,922,227	2.0	\$36,922,227	2.0
General Fund Exempt	\$0		\$0	0.0	\$0	0.0	\$0	0.0	\$0	0.0
Cash Funds	\$7,779,241		\$12,737,411	0.0	\$13,069,594	0.0	\$13,069,594	0.0	\$13,069,594	0.0
Cash Funds Exempt / Reappropriated Funds	\$0		\$0	0.0	\$0	0.0	\$0	0.0	\$0	0.0
Federal Funds	\$0		\$0	0.0	\$0	0.0	\$0	0.0	\$0	0.0

SB 09-185, SB10-065 Concerning Supplemental Appropriation

Total Funds	\$0	0.0	\$2,723	0.0	N/A	N/A	N/A	N/A	N/A	N/A
General Fund	(\$1,157,374)		\$2,723		N/A		N/A		N/A	
General Fund Exempt	\$0		\$0		N/A		N/A		N/A	
Cash Funds	\$1,157,374		\$0		N/A		N/A		N/A	
Cash Funds Exempt / Reappropriated Funds	\$0		\$0		N/A		N/A		N/A	
Federal Funds	\$0		\$0		N/A		N/A		N/A	

Categorical Buy Out

Total Funds	\$0		\$1,629,289	0.0	N/A		N/A		N/A	
General Fund	\$0		\$1,629,289		N/A		N/A		N/A	
General Fund Exempt	\$0		\$0		N/A		N/A		N/A	
Cash Funds	\$0		\$0		N/A		N/A		N/A	
Cash Funds Exempt / Reappropriated Funds	\$0		\$0		N/A		N/A		N/A	
Federal Funds	\$0		\$0		N/A		N/A		N/A	

**Total Appropriation**

<b>Total Funds</b>	<b>\$45,858,842</b>	<b>2.0</b>	<b>\$51,288,927</b>	<b>2.0</b>	<b>\$49,991,821</b>	<b>2.0</b>	<b>\$49,991,821</b>	<b>2.0</b>	<b>\$49,991,821</b>	<b>2.0</b>
<b>General Fund</b>	<b>\$36,922,227</b>	<b>2.0</b>	<b>\$38,551,516</b>	<b>2.0</b>	<b>\$36,922,227</b>	<b>2.0</b>	<b>\$36,922,227</b>	<b>2.0</b>	<b>\$36,922,227</b>	<b>2.0</b>
<b>General Fund Exempt</b>	<b>\$0</b>		<b>\$0</b>	<b>0.0</b>	<b>\$0</b>	<b>0.0</b>	<b>\$0</b>	<b>0.0</b>	<b>\$0</b>	<b>0.0</b>
<b>Cash Funds</b>	<b>\$8,936,615</b>		<b>\$12,737,411</b>	<b>0.0</b>	<b>\$13,069,594</b>	<b>0.0</b>	<b>\$13,069,594</b>	<b>0.0</b>	<b>\$13,069,594</b>	<b>0.0</b>
<b>Cash Funds Exempt / Reappropriated Funds</b>	<b>\$0</b>		<b>\$0</b>	<b>0.0</b>	<b>\$0</b>	<b>0.0</b>	<b>\$0</b>	<b>0.0</b>	<b>\$0</b>	<b>0.0</b>
<b>Federal Funds</b>	<b>\$0</b>		<b>\$0</b>	<b>0.0</b>	<b>\$0</b>	<b>0.0</b>	<b>\$0</b>	<b>0.0</b>	<b>\$0</b>	<b>0.0</b>



Colorado Department of Education  
FY 2011-12 Budget Cycle  
Schedule 3

(2) ASSISTANCE TO PUBLIC SCHOOLS; (B) Categorical Programs, (II) Other Categorical Programs, Public School Transportation

	FY 2008-09		FY 2009-10		FY 2010-11		FY 2010-11		FY 2011-12	
	Actuals	FTE	Actuals	FTE	Appropriated	FTE	Estimate	FTE	Request	FTE
SB10-146 Annualization - Modify Contributions to PERA										
Total Funds	N/A	N/A	N/A	N/A	N/A	N/A	N/A	N/A	\$3,358	\$0
General Fund	N/A		N/A		N/A		N/A		\$3,358	
General Fund Exempt	N/A		N/A		N/A		N/A		\$0	
Cash Funds	N/A		N/A		N/A		N/A		\$0	
Cash Funds Exempt / Reappropriated Funds	N/A		N/A		N/A		N/A		\$0	
Federal Funds	N/A		N/A		N/A		N/A		\$0	

DI - 02 Constitutionally Required Increase for Categorical Programs in FY 2011-12

Total Funds	N/A	N/A	N/A	N/A	N/A	N/A	N/A	N/A	\$498,433	\$0
General Fund	N/A		N/A		N/A		N/A		\$0	
General Fund Exempt	N/A		N/A		N/A		N/A		\$0	
Cash Funds	N/A		N/A		N/A		N/A		\$498,433	
Cash Funds Exempt / Reappropriated Funds	N/A		N/A		N/A		N/A		\$0	
Federal Funds	N/A		N/A		N/A		N/A		\$0	

DI - NP Statewide PERA Adjustment

Total Funds	N/A	N/A	N/A	N/A	N/A	N/A	N/A	N/A	(\$3,358)	\$0
General Fund	N/A		N/A		N/A		N/A		(\$3,358)	
General Fund Exempt	N/A		N/A		N/A		N/A		\$0	
Cash Funds	N/A		N/A		N/A		N/A		\$0	
Cash Funds Exempt / Reappropriated Funds	N/A		N/A		N/A		N/A		\$0	
Federal Funds	N/A		N/A		N/A		N/A		\$0	

DI - NP 2% Across the Board Personal Services Reduction

Total Funds	N/A	N/A	N/A	N/A	N/A	N/A	N/A	N/A	(\$3,179)	0.0
General Fund	N/A		N/A		N/A		N/A		(\$3,179)	
General Fund Exempt	N/A		N/A		N/A		N/A		\$0	
Cash Funds	N/A		N/A		N/A		N/A		\$0	
Cash Funds Exempt / Reappropriated Funds	N/A		N/A		N/A		N/A		\$0	
Federal Funds	N/A		N/A		N/A		N/A		\$0	

**Total Spending Authority / Request**

Colorado Department of Education  
 FY 2011-12 Budget Cycle  
 Schedule 3

(2) ASSISTANCE TO PUBLIC SCHOOLS; (B) Categorical Programs, (II) Other Categorical Programs, Public School Transportation

	FY 2008-09		FY 2009-10		FY 2010-11		FY 2010-11		FY 2011-12	
	Actuals	FTE	Actuals	FTE	Appropriated	FTE	Estimate	FTE	Request	FTE
<b>Total Funds</b>	<b>\$45,858,842</b>	<b>2.0</b>	<b>\$51,288,927</b>	<b>2.0</b>	<b>\$49,991,821</b>	<b>2.0</b>	<b>\$49,991,821</b>	<b>2.0</b>	<b>\$50,487,075</b>	<b>2.0</b>
<b>General Fund</b>	<b>\$36,922,227</b>	<b>2.0</b>	<b>\$38,551,516</b>	<b>2.0</b>	<b>\$36,922,227</b>	<b>2.0</b>	<b>\$36,922,227</b>	<b>2.0</b>	<b>\$36,919,048</b>	<b>2.0</b>
<b>General Fund Exempt</b>	<b>\$0</b>		<b>\$0</b>	<b>0.0</b>	<b>\$0</b>	<b>0.0</b>	<b>\$0</b>	<b>0.0</b>	<b>\$0</b>	<b>0.0</b>
<b>Cash Funds</b>	<b>\$8,936,615</b>		<b>\$12,737,411</b>	<b>0.0</b>	<b>\$13,069,594</b>	<b>0.0</b>	<b>\$13,069,594</b>	<b>0.0</b>	<b>\$13,568,027</b>	<b>0.0</b>
<b>Cash Funds Exempt / Reappropriated Funds</b>	<b>\$0</b>		<b>\$0</b>	<b>0.0</b>	<b>\$0</b>	<b>0.0</b>	<b>\$0</b>	<b>0.0</b>	<b>\$0</b>	<b>0.0</b>
<b>Federal Funds</b>	<b>\$0</b>		<b>\$0</b>	<b>0.0</b>	<b>\$0</b>	<b>0.0</b>	<b>\$0</b>	<b>0.0</b>	<b>\$0</b>	<b>0.0</b>

Expenditures

Total Funds	\$45,846,872	2.0	\$51,277,614	2.0	N/A	N/A	N/A	N/A	N/A	N/A
General Fund	\$36,910,257	2.0	\$38,540,204	2.0	N/A		N/A		N/A	
General Fund Exempt	\$0		\$0	0.0	N/A		N/A		N/A	
Cash Funds	\$8,936,615		\$12,737,410	0.0	N/A		N/A		N/A	
Cash Funds Exempt / Reappropriated Funds	\$0		\$0	0.0	N/A		N/A		N/A	
Federal Funds	\$0		\$0	0.0	N/A		N/A		N/A	

Under/(Over) Expenditures

<b>Total Funds</b>	<b>\$11,970</b>	<b>0.0</b>	<b>\$11,313</b>	<b>0.0</b>	<b>N/A</b>	<b>N/A</b>	<b>N/A</b>	<b>N/A</b>	<b>N/A</b>	<b>N/A</b>
<b>General Fund</b>	<b>\$11,970</b>	<b>0.0</b>	<b>\$11,312</b>	<b>0.0</b>	<b>N/A</b>		<b>N/A</b>		<b>N/A</b>	
<b>General Fund Exempt</b>	<b>\$0</b>		<b>\$0</b>	<b>0.0</b>	<b>N/A</b>		<b>N/A</b>		<b>N/A</b>	
<b>Cash Funds</b>	<b>\$0</b>		<b>\$1</b>	<b>0.0</b>	<b>N/A</b>		<b>N/A</b>		<b>N/A</b>	
<b>Cash Funds Exempt / Reappropriated Funds</b>	<b>\$0</b>		<b>\$0</b>	<b>0.0</b>	<b>N/A</b>		<b>N/A</b>		<b>N/A</b>	
<b>Federal Funds</b>	<b>\$0</b>		<b>\$0</b>	<b>0.0</b>	<b>N/A</b>		<b>N/A</b>		<b>N/A</b>	

Colorado Department of Education  
 FY 2011-12 Budget Cycle  
 Schedule 3

(2) ASSISTANCE TO PUBLIC SCHOOLS; (B) Categorical Programs, (II) Other Categorical Programs, Transfer to the Department of Higher Education for Distribution of State Assistance for Career and Technical Education

	FY 2008-09		FY 2009-10		FY 2010-11		FY 2010-11		FY 2011-12	
	Actuals	FTE	Actuals	FTE	Appropriated	FTE	Estimate	FTE	Request	FTE
HB 08-1375, SB 09-259, HB 10-1376, Prior Year Appropriation (Long Bill)										
Total Funds	\$21,672,472	0.0	\$23,189,191	0.0	\$23,296,124	0.0	\$23,296,124	0.0	\$23,296,124	0.0
General Fund	\$18,349,048		\$17,792,850		\$17,792,850		\$17,792,850		\$17,792,850	
General Fund Exempt	\$0		\$0		\$0		\$0		\$0	
Cash Funds	\$3,323,424		\$5,396,341		\$5,503,274		\$5,503,274		\$5,503,274	
Cash Funds Exempt / Reappropriated Funds	\$0		\$0		\$0		\$0		\$0	
Federal Funds	\$0		\$0		\$0		\$0		\$0	

HB 08-1283, SB 09-185 Concerning Supplemental Appropriation

Total Funds	\$0	0.0	N/A	N/A	N/A	N/A	N/A	N/A	N/A	N/A
General Fund	(\$556,198)		N/A		N/A		N/A		N/A	
General Fund Exempt	\$0		N/A		N/A		N/A		N/A	
Cash Funds	\$556,198		N/A		N/A		N/A		N/A	
Cash Funds Exempt / Reappropriated Funds	\$0		N/A		N/A		N/A		N/A	
Federal Funds	\$0		N/A		N/A		N/A		N/A	

**Total Appropriation**

<b>Total Funds</b>	<b>\$21,672,472</b>	<b>0.0</b>	<b>\$23,189,191</b>	<b>0.0</b>	<b>\$23,296,124</b>	<b>0.0</b>	<b>\$23,296,124</b>	<b>0.0</b>	<b>\$23,296,124</b>	<b>0.0</b>
<b>General Fund</b>	<b>\$17,792,850</b>		<b>\$17,792,850</b>		<b>\$17,792,850</b>		<b>\$17,792,850</b>		<b>\$17,792,850</b>	
<b>General Fund Exempt</b>	<b>\$0</b>		<b>\$0</b>		<b>\$0</b>		<b>\$0</b>		<b>\$0</b>	
<b>Cash Funds</b>	<b>\$3,879,622</b>		<b>\$5,396,341</b>		<b>\$5,503,274</b>		<b>\$5,503,274</b>		<b>\$5,503,274</b>	
<b>Cash Funds Exempt / Reappropriated Funds</b>	<b>\$0</b>		<b>\$0</b>		<b>\$0</b>		<b>\$0</b>		<b>\$0</b>	
<b>Federal Funds</b>	<b>\$0</b>		<b>\$0</b>		<b>\$0</b>		<b>\$0</b>		<b>\$0</b>	

Colorado Department of Education  
 FY 2011-12 Budget Cycle  
 Schedule 3

(2) ASSISTANCE TO PUBLIC SCHOOLS; (B) Categorical Programs, (II) Other Categorical Programs, Transfer to the Department of Higher Education for Distribution of State Assistance for Career and Technical Education

	FY 2008-09		FY 2009-10		FY 2010-11		FY 2010-11		FY 2011-12	
	Actuals	FTE	Actuals	FTE	Appropriated	FTE	Estimate	FTE	Request	FTE
DI - 02 Constitutionally Required Increase for Categorical Programs in FY 2011-12										
Total Funds	N/A	N/A	N/A	N/A	N/A	N/A	N/A	N/A	\$140,150	\$0
General Fund	N/A		N/A		N/A		N/A		\$0	
General Fund Exempt	N/A		N/A		N/A		N/A		\$0	
Cash Funds	N/A		N/A		N/A		N/A		\$140,150	
Cash Funds Exempt / Reappropriated Funds	N/A		N/A		N/A		N/A		\$0	
Federal Funds	N/A		N/A		N/A		N/A		\$0	

**Total Spending Authority / Request**

<b>Total Funds</b>	<b>\$21,672,472</b>	<b>0.0</b>	<b>\$23,189,191</b>	<b>0.0</b>	<b>\$23,296,124</b>	<b>0.0</b>	<b>\$23,296,124</b>	<b>0.0</b>	<b>\$23,436,274</b>	<b>0.0</b>
<b>General Fund</b>	<b>\$17,792,850</b>		<b>\$17,792,850</b>		<b>\$17,792,850</b>		<b>\$17,792,850</b>		<b>\$17,792,850</b>	
<b>General Fund Exempt</b>	<b>\$0</b>		<b>\$0</b>		<b>\$0</b>		<b>\$0</b>		<b>\$0</b>	
<b>Cash Funds</b>	<b>\$3,879,622</b>		<b>\$5,396,341</b>		<b>\$5,503,274</b>		<b>\$5,503,274</b>		<b>\$5,643,424</b>	
<b>Cash Funds Exempt / Reappropriated Funds</b>	<b>\$0</b>		<b>\$0</b>		<b>\$0</b>		<b>\$0</b>		<b>\$0</b>	
<b>Federal Funds</b>	<b>\$0</b>		<b>\$0</b>		<b>\$0</b>		<b>\$0</b>		<b>\$0</b>	

**Expenditures**

Total Funds	\$21,672,472	0.0	\$23,189,191	0.0	N/A	N/A	N/A	N/A	N/A	N/A
General Fund	\$17,792,850		\$17,792,850		N/A		N/A		N/A	
General Fund Exempt	\$0		\$0		N/A		N/A		N/A	
Cash Funds	\$3,879,622		\$5,396,341		N/A		N/A		N/A	
Cash Funds Exempt / Reappropriated Funds	\$0		\$0		N/A		N/A		N/A	
Federal Funds	\$0		\$0		N/A		N/A		N/A	

**Under/(Over) Expenditures**

<b>Total Funds</b>	<b>\$0</b>	<b>0.0</b>	<b>\$0</b>	<b>0.0</b>	<b>N/A</b>	<b>N/A</b>	<b>N/A</b>	<b>N/A</b>	<b>N/A</b>	<b>N/A</b>
<b>General Fund</b>	<b>\$0</b>		<b>\$0</b>		<b>N/A</b>		<b>N/A</b>		<b>N/A</b>	
<b>General Fund Exempt</b>	<b>\$0</b>		<b>\$0</b>		<b>N/A</b>		<b>N/A</b>		<b>N/A</b>	
<b>Cash Funds</b>	<b>\$0</b>		<b>\$0</b>		<b>N/A</b>		<b>N/A</b>		<b>N/A</b>	
<b>Cash Funds Exempt / Reappropriated Funds</b>	<b>\$0</b>		<b>\$0</b>		<b>N/A</b>		<b>N/A</b>		<b>N/A</b>	
<b>Federal Funds</b>	<b>\$0</b>		<b>\$0</b>		<b>N/A</b>		<b>N/A</b>		<b>N/A</b>	

Colorado Department of Education  
 FY 2011-12 Budget Cycle  
 Schedule 3

(2) ASSISTANCE TO PUBLIC SCHOOLS; (B) Categorical Programs, (II) Other Categorical Programs, Special Education Programs for Gifted and Talented Children

	FY 2008-09		FY 2009-10		FY 2010-11		FY 2010-11		FY 2011-12	
	Actuals	FTE	Actuals	FTE	Appropriated	FTE	Estimate	FTE	Request	FTE

HB 08-1375, SB 09-259, HB 10-1376, Prior Year Appropriation (Long Bill)

Total Funds	\$8,196,099	0.0	\$9,003,120	0.0	\$9,059,625	0.5	\$9,059,625	0.5	\$9,059,625	0.5
General Fund	\$7,050,000		\$5,500,000	0.0	\$5,500,000	0.5	\$5,500,000	0.5	\$5,500,000	0.5
General Fund Exempt	\$0		\$0	0.0	\$0	0.0	\$0	0.0	\$0	0.0
Cash Funds	\$1,146,099		\$3,503,120	0.0	\$3,559,625	0.0	\$3,559,625	0.0	\$3,559,625	0.0
Cash Funds Exempt / Reappropriated Funds	\$0		\$0	0.0	\$0	0.0	\$0	0.0	\$0	0.0
Federal Funds	\$0		\$0	0.0	\$0	0.0	\$0	0.0	\$0	0.0

SB 09-185 Concerning Supplemental Appropriation

Total Funds	\$0	0.0	N/A	N/A	N/A	N/A	N/A	N/A	N/A	N/A
General Fund	(\$1,550,000)		N/A		N/A		N/A		N/A	
General Fund Exempt	\$0		N/A		N/A		N/A		N/A	
Cash Funds	\$1,550,000		N/A		N/A		N/A		N/A	
Cash Funds Exempt / Reappropriated Funds	\$0		N/A		N/A		N/A		N/A	
Federal Funds	\$0		N/A		N/A		N/A		N/A	

HB 08-1388 School Finance Act FY 08-09 Appropriation

Total Funds	\$200,000	0.0	N/A	N/A	N/A	N/A	N/A	N/A	N/A	N/A
General Fund	\$0		N/A		N/A		N/A		N/A	
General Fund Exempt	\$0		N/A		N/A		N/A		N/A	
Cash Funds	\$200,000		N/A		N/A		N/A		N/A	
Cash Funds Exempt / Reappropriated Funds	\$0		N/A		N/A		N/A		N/A	
Federal Funds	\$0		N/A		N/A		N/A		N/A	

**Total Appropriation**

<b>Total Funds</b>	<b>\$8,396,099</b>	<b>0.0</b>	<b>\$9,003,120</b>	<b>0.0</b>	<b>\$9,059,625</b>	<b>0.5</b>	<b>\$9,059,625</b>	<b>0.5</b>	<b>\$9,059,625</b>	<b>0.5</b>
<b>General Fund</b>	<b>\$5,500,000</b>		<b>\$5,500,000</b>	<b>0.0</b>	<b>\$5,500,000</b>	<b>0.5</b>	<b>\$5,500,000</b>	<b>0.5</b>	<b>\$5,500,000</b>	<b>0.5</b>
<b>General Fund Exempt</b>	<b>\$0</b>		<b>\$0</b>	<b>0.0</b>	<b>\$0</b>	<b>0.0</b>	<b>\$0</b>	<b>0.0</b>	<b>\$0</b>	<b>0.0</b>
<b>Cash Funds</b>	<b>\$2,896,099</b>		<b>\$3,503,120</b>	<b>0.0</b>	<b>\$3,559,625</b>	<b>0.0</b>	<b>\$3,559,625</b>	<b>0.0</b>	<b>\$3,559,625</b>	<b>0.0</b>
<b>Cash Funds Exempt / Reappropriated Funds</b>	<b>\$0</b>		<b>\$0</b>	<b>0.0</b>	<b>\$0</b>	<b>0.0</b>	<b>\$0</b>	<b>0.0</b>	<b>\$0</b>	<b>0.0</b>
<b>Federal Funds</b>	<b>\$0</b>		<b>\$0</b>	<b>0.0</b>	<b>\$0</b>	<b>0.0</b>	<b>\$0</b>	<b>0.0</b>	<b>\$0</b>	<b>0.0</b>

Colorado Department of Education  
 FY 2011-12 Budget Cycle  
 Schedule 3

(2) ASSISTANCE TO PUBLIC SCHOOLS; (B) Categorical Programs, (II) Other Categorical Programs, Special Education Programs for Gifted and Talented Children

	FY 2008-09		FY 2009-10		FY 2010-11		FY 2010-11		FY 2011-12	
	Actuals	FTE	Actuals	FTE	Appropriated	FTE	Estimate	FTE	Request	FTE
DI - 02 Constitutionally Required Increase for Categorical Programs in FY 2011-12										
Total Funds	N/A	N/A	N/A	N/A	N/A	N/A	N/A	N/A	\$68,760	\$0
General Fund	N/A		N/A		N/A		N/A		\$0	
General Fund Exempt	N/A		N/A		N/A		N/A		\$0	
Cash Funds	N/A		N/A		N/A		N/A		\$68,760	
Cash Funds Exempt / Reappropriated Funds	N/A		N/A		N/A		N/A		\$0	
Federal Funds	N/A		N/A		N/A		N/A		\$0	

DI - NP 2% Across the Board Personal Services Reduction

Total Funds	N/A	N/A	N/A	N/A	N/A	N/A	N/A	N/A	(\$3,160)	0.0
General Fund	N/A		N/A		N/A		N/A		(\$500)	
General Fund Exempt	N/A		N/A		N/A		N/A		\$0	
Cash Funds	N/A		N/A		N/A		N/A		\$0	
Cash Funds Exempt / Reappropriated Funds	N/A		N/A		N/A		N/A		\$0	
Federal Funds	N/A		N/A		N/A		N/A		\$0	

**Total Spending Authority / Request**

<b>Total Funds</b>	<b>\$8,396,099</b>	<b>0.0</b>	<b>\$9,003,120</b>	<b>0.0</b>	<b>\$9,059,625</b>	<b>0.5</b>	<b>\$9,059,625</b>	<b>0.5</b>	<b>\$9,127,885</b>	<b>0.5</b>
<b>General Fund</b>	<b>\$5,500,000</b>		<b>\$5,500,000</b>	<b>0.0</b>	<b>\$5,500,000</b>	<b>0.5</b>	<b>\$5,500,000</b>	<b>0.5</b>	<b>\$5,499,500</b>	<b>0.5</b>
<b>General Fund Exempt</b>	<b>\$0</b>		<b>\$0</b>	<b>0.0</b>	<b>\$0</b>	<b>0.0</b>	<b>\$0</b>	<b>0.0</b>	<b>\$0</b>	<b>0.0</b>
<b>Cash Funds</b>	<b>\$2,896,099</b>		<b>\$3,503,120</b>	<b>0.0</b>	<b>\$3,559,625</b>	<b>0.0</b>	<b>\$3,559,625</b>	<b>0.0</b>	<b>\$3,628,385</b>	<b>0.0</b>
<b>Cash Funds Exempt / Reappropriated Funds</b>	<b>\$0</b>		<b>\$0</b>	<b>0.0</b>	<b>\$0</b>	<b>0.0</b>	<b>\$0</b>	<b>0.0</b>	<b>\$0</b>	<b>0.0</b>
<b>Federal Funds</b>	<b>\$0</b>		<b>\$0</b>	<b>0.0</b>	<b>\$0</b>	<b>0.0</b>	<b>\$0</b>	<b>0.0</b>	<b>\$0</b>	<b>0.0</b>

Colorado Department of Education  
 FY 2011-12 Budget Cycle  
 Schedule 3

(2) ASSISTANCE TO PUBLIC SCHOOLS; (B) Categorical Programs, (II) Other Categorical Programs, Special Education Programs for Gifted and Talented Children

	FY 2008-09		FY 2009-10		FY 2010-11		FY 2010-11		FY 2011-12	
	Actuals	FTE	Actuals	FTE	Appropriated	FTE	Estimate	FTE	Request	FTE
<b>Expenditures</b>										
Total Funds	\$8,394,542	0.0	\$8,988,280	0.0	N/A	N/A	N/A	N/A	N/A	N/A
General Fund	\$5,498,443		\$5,485,160		N/A		N/A		N/A	
General Fund Exempt	\$0		\$0		N/A		N/A		N/A	
Cash Funds	\$2,896,099		\$3,503,120		N/A		N/A		N/A	
Cash Funds Exempt / Reappropriated Funds	\$0		\$0		N/A		N/A		N/A	
Federal Funds	\$0		\$0		N/A		N/A		N/A	

**Under/(Over) Expenditures**

Total Funds	\$1,557	0.0	\$14,840	0.0	N/A	N/A	N/A	N/A	N/A	N/A
General Fund	\$1,557		\$14,840		N/A		N/A		N/A	
General Fund Exempt	\$0		\$0		N/A		N/A		N/A	
Cash Funds	\$0		\$0		N/A		N/A		N/A	
Cash Funds Exempt / Reappropriated Funds	\$0		\$0		N/A		N/A		N/A	
Federal Funds	\$0		\$0		N/A		N/A		N/A	

Colorado Department of Education  
FY 2011-12 Budget Cycle  
Schedule 3

(2) ASSISTANCE TO PUBLIC SCHOOLS; (B) Categorical Programs, (II) Other Categorical Programs, Expelled and At-risk Student Services Grant Program

	FY 2008-09		FY 2009-10		FY 2010-11		FY 2010-11		FY 2011-12	
	Actuals	FTE	Actuals	FTE	Appropriated	FTE	Estimate	FTE	Request	FTE
HB 08-1375, SB 09-259, HB 10-1376, Prior Year Appropriation (Long Bill)										
Total Funds	\$6,340,676	1.0	\$7,343,560	1.0	\$7,493,560	1.0	\$7,493,560	1.0	\$7,493,560	1.0
General Fund	\$5,844,312	1.0	\$5,788,807	1.0	\$5,788,807	1.0	\$5,788,807	1.0	\$5,788,807	1.0
General Fund Exempt	\$0		\$0	0.0	\$0	0.0	\$0	0.0	\$0	0.0
Cash Funds	\$496,364		\$1,554,753	0.0	\$1,704,753	0.0	\$1,704,753	0.0	\$1,704,753	0.0
Cash Funds Exempt / Reappropriated Funds	\$0		\$0	0.0	\$0	0.0	\$0	0.0	\$0	0.0
Federal Funds	\$0		\$0	0.0	\$0	0.0	\$0	0.0	\$0	0.0

SB 09-185 Concerning Supplemental Appropriation

Total Funds	\$0	0.0	N/A	N/A	N/A	N/A	N/A	N/A	N/A	N/A
General Fund	(\$55,505)		N/A		N/A		N/A		N/A	
General Fund Exempt	\$0		N/A		N/A		N/A		N/A	
Cash Funds	\$55,505		N/A		N/A		N/A		N/A	
Cash Funds Exempt / Reappropriated Funds	\$0		N/A		N/A		N/A		N/A	
Federal Funds	\$0		N/A		N/A		N/A		N/A	

**Total Appropriation**

<b>Total Funds</b>	<b>\$6,340,676</b>	<b>1.0</b>	<b>\$7,343,560</b>	<b>1.0</b>	<b>\$7,493,560</b>	<b>1.0</b>	<b>\$7,493,560</b>	<b>1.0</b>	<b>\$7,493,560</b>	<b>1.0</b>
<b>General Fund</b>	<b>\$5,788,807</b>	<b>1.0</b>	<b>\$5,788,807</b>	<b>1.0</b>	<b>\$5,788,807</b>	<b>1.0</b>	<b>\$5,788,807</b>	<b>1.0</b>	<b>\$5,788,807</b>	<b>1.0</b>
<b>General Fund Exempt</b>	<b>\$0</b>		<b>\$0</b>	<b>0.0</b>	<b>\$0</b>	<b>0.0</b>	<b>\$0</b>	<b>0.0</b>	<b>\$0</b>	<b>0.0</b>
<b>Cash Funds</b>	<b>\$551,869</b>		<b>\$1,554,753</b>	<b>0.0</b>	<b>\$1,704,753</b>	<b>0.0</b>	<b>\$1,704,753</b>	<b>0.0</b>	<b>\$1,704,753</b>	<b>0.0</b>
<b>Cash Funds Exempt / Reappropriated Funds</b>	<b>\$0</b>		<b>\$0</b>	<b>0.0</b>	<b>\$0</b>	<b>0.0</b>	<b>\$0</b>	<b>0.0</b>	<b>\$0</b>	<b>0.0</b>
<b>Federal Funds</b>	<b>\$0</b>		<b>\$0</b>	<b>0.0</b>	<b>\$0</b>	<b>0.0</b>	<b>\$0</b>	<b>0.0</b>	<b>\$0</b>	<b>0.0</b>

POTS Expenditures / Allocation

Total Funds	\$14,348		\$0		N/A		\$0		N/A	
General Fund	\$14,348		\$0		N/A		\$0		N/A	
General Fund Exempt	\$0		\$0		N/A		\$0		N/A	
Cash Funds	\$0		\$0		N/A		\$0		N/A	
Cash Funds Exempt / Reappropriated Funds	\$0		\$0		N/A		\$0		N/A	
Federal Funds	\$0		\$0		N/A		\$0		N/A	



Colorado Department of Education  
FY 2011-12 Budget Cycle  
Schedule 3

(2) ASSISTANCE TO PUBLIC SCHOOLS; (B) Categorical Programs, (II) Other Categorical Programs, Expelled and At-risk Student Services Grant Program

	FY 2008-09		FY 2009-10		FY 2010-11		FY 2010-11		FY 2011-12	
	Actuals	FTE	Actuals	FTE	Appropriated	FTE	Estimate	FTE	Request	FTE

SB10-146 Annualization - Modify Contributions to PERA

Total Funds	N/A	N/A	N/A	N/A	N/A	N/A	N/A	N/A	N/A	\$2,013	\$0
General Fund	N/A		N/A		N/A		N/A		N/A	\$2,013	
General Fund Exempt	N/A		N/A		N/A		N/A		N/A	\$0	
Cash Funds	N/A		N/A		N/A		N/A		N/A	\$0	
Cash Funds Exempt / Reappropriated Funds	N/A		N/A		N/A		N/A		N/A	\$0	
Federal Funds	N/A		N/A		N/A		N/A		N/A	\$0	

DI - 02 Constitutionally Required Increase for Categorical Programs in FY 2011-12

Total Funds	N/A	N/A	N/A	N/A	N/A	N/A	N/A	N/A	N/A	\$74,936	\$0
General Fund	N/A		N/A		N/A		N/A		N/A	\$0	
General Fund Exempt	N/A		N/A		N/A		N/A		N/A	\$0	
Cash Funds	N/A		N/A		N/A		N/A		N/A	\$74,936	
Cash Funds Exempt / Reappropriated Funds	N/A		N/A		N/A		N/A		N/A	\$0	
Federal Funds	N/A		N/A		N/A		N/A		N/A	\$0	

DI - NP Statewide PERA Adjustment

Total Funds	N/A	N/A	N/A	N/A	N/A	N/A	N/A	N/A	N/A	(\$3,494)	\$0
General Fund	N/A		N/A		N/A		N/A		N/A	(\$3,494)	
General Fund Exempt	N/A		N/A		N/A		N/A		N/A	\$0	
Cash Funds	N/A		N/A		N/A		N/A		N/A	\$0	
Cash Funds Exempt / Reappropriated Funds	N/A		N/A		N/A		N/A		N/A	\$0	
Federal Funds	N/A		N/A		N/A		N/A		N/A	\$0	

DI - NP 2% Across the Board Personal Services Reduction

Total Funds	N/A	N/A	N/A	N/A	N/A	N/A	N/A	N/A	N/A	(\$2,872)	0.0
General Fund	N/A		N/A		N/A		N/A		N/A	(\$2,872)	
General Fund Exempt	N/A		N/A		N/A		N/A		N/A	\$0	
Cash Funds	N/A		N/A		N/A		N/A		N/A	\$0	
Cash Funds Exempt / Reappropriated Funds	N/A		N/A		N/A		N/A		N/A	\$0	
Federal Funds	N/A		N/A		N/A		N/A		N/A	\$0	

Colorado Department of Education  
 FY 2011-12 Budget Cycle  
 Schedule 3

(2) ASSISTANCE TO PUBLIC SCHOOLS; (B) Categorical Programs, (II) Other Categorical Programs, Expelled and At-risk Student Services Grant Program

	FY 2008-09		FY 2009-10		FY 2010-11		FY 2010-11		FY 2011-12	
	Actuals	FTE	Actuals	FTE	Appropriated	FTE	Estimate	FTE	Request	FTE
<b>Total Spending Authority / Request</b>										
<b>Total Funds</b>	\$6,355,024	1.0	\$7,343,560	1.0	\$7,493,560	1.0	\$7,493,560	1.0	\$7,564,143	1.0
<b>General Fund</b>	\$5,803,155	1.0	\$5,788,807	1.0	\$5,788,807	1.0	\$5,788,807	1.0	\$5,784,454	1.0
<b>General Fund Exempt</b>	\$0		\$0	0.0	\$0	0.0	\$0	0.0	\$0	0.0
<b>Cash Funds</b>	\$551,869		\$1,554,753	0.0	\$1,704,753	0.0	\$1,704,753	0.0	\$1,779,689	0.0
<b>Cash Funds Exempt / Reappropriated Funds</b>	\$0		\$0	0.0	\$0	0.0	\$0	0.0	\$0	0.0
<b>Federal Funds</b>	\$0		\$0	0.0	\$0	0.0	\$0	0.0	\$0	0.0

Expenditures

Total Funds	\$6,353,571	1.0	\$7,325,776	1.8	N/A	N/A	N/A	N/A	N/A	N/A
General Fund	\$5,801,702	1.0	\$5,771,023	1.8	N/A		N/A		N/A	
General Fund Exempt	\$0		\$0	0.0	N/A		N/A		N/A	
Cash Funds	\$551,869		\$1,554,753	0.0	N/A		N/A		N/A	
Cash Funds Exempt / Reappropriated Funds	\$0		\$0	0.0	N/A		N/A		N/A	
Federal Funds	\$0		\$0	0.0	N/A		N/A		N/A	

Under/(Over) Expenditures

<b>Total Funds</b>	\$1,453	0.0	\$17,784	(0.8)	N/A	N/A	N/A	N/A	N/A	N/A
<b>General Fund</b>	\$1,453	0.0	\$17,784	(0.8)	N/A		N/A		N/A	
<b>General Fund Exempt</b>	\$0		\$0	0.0	N/A		N/A		N/A	
<b>Cash Funds</b>	\$0		\$0	0.0	N/A		N/A		N/A	
<b>Cash Funds Exempt / Reappropriated Funds</b>	\$0		\$0	0.0	N/A		N/A		N/A	
<b>Federal Funds</b>	\$0		\$0	0.0	N/A		N/A		N/A	

Colorado Department of Education  
FY 2011-12 Budget Cycle  
Schedule 3

(2) ASSISTANCE TO PUBLIC SCHOOLS; (B) Categorical Programs, (II) Other Categorical Programs, Small Attendance Center Aid

	FY 2008-09		FY 2009-10		FY 2010-11		FY 2010-11		FY 2011-12	
	Actuals	FTE	Actuals	FTE	Appropriated	FTE	Estimate	FTE	Request	FTE
HB 08-1375, SB 09-259, HB 10-1376, Prior Year Appropriation (Long Bill)										
Total Funds	\$943,333	0.0	\$959,379	0.0	\$959,379	0.0	\$959,379	0.0	\$959,379	0.0
General Fund	\$834,479		\$787,645		\$787,645		\$787,645		\$787,645	
General Fund Exempt	\$0		\$0		\$0		\$0		\$0	
Cash Funds	\$108,854		\$171,734		\$171,734		\$171,734		\$171,734	
Cash Funds Exempt / Reappropriated Funds	\$0		\$0		\$0		\$0		\$0	
Federal Funds	\$0		\$0		\$0		\$0		\$0	

SB 09-185 Concerning Supplemental Appropriation

Total Funds	\$0	0.0	N/A	N/A	N/A	N/A	N/A	N/A	N/A	N/A
General Fund	(\$46,834)		N/A		N/A		N/A		N/A	
General Fund Exempt	\$0		N/A		N/A		N/A		N/A	
Cash Funds	\$46,834		N/A		N/A		N/A		N/A	
Cash Funds Exempt / Reappropriated Funds	\$0		N/A		N/A		N/A		N/A	
Federal Funds	\$0		N/A		N/A		N/A		N/A	

**Total Appropriation**

<b>Total Funds</b>	<b>\$943,333</b>	<b>0.0</b>	<b>\$959,379</b>	<b>0.0</b>	<b>\$959,379</b>	<b>0.0</b>	<b>\$959,379</b>	<b>0.0</b>	<b>\$959,379</b>	<b>0.0</b>
<b>General Fund</b>	<b>\$787,645</b>		<b>\$787,645</b>		<b>\$787,645</b>		<b>\$787,645</b>		<b>\$787,645</b>	
<b>General Fund Exempt</b>	<b>\$0</b>		<b>\$0</b>		<b>\$0</b>		<b>\$0</b>		<b>\$0</b>	
<b>Cash Funds</b>	<b>\$155,688</b>		<b>\$171,734</b>		<b>\$171,734</b>		<b>\$171,734</b>		<b>\$171,734</b>	
<b>Cash Funds Exempt / Reappropriated Funds</b>	<b>\$0</b>		<b>\$0</b>		<b>\$0</b>		<b>\$0</b>		<b>\$0</b>	
<b>Federal Funds</b>	<b>\$0</b>		<b>\$0</b>		<b>\$0</b>		<b>\$0</b>		<b>\$0</b>	

Colorado Department of Education  
 FY 2011-12 Budget Cycle  
 Schedule 3

(2) ASSISTANCE TO PUBLIC SCHOOLS; (B) Categorical Programs, (II) Other Categorical Programs, Small Attendance Center Aid

	FY 2008-09		FY 2009-10		FY 2010-11		FY 2010-11		FY 2011-12	
	Actuals	FTE	Actuals	FTE	Appropriated	FTE	Estimate	FTE	Request	FTE
<b>Total Spending Authority / Request</b>										
Total Funds	\$943,333	0.0	\$959,379	0.0	\$959,379	0.0	\$959,379	0.0	\$959,379	0.0
General Fund	\$787,645		\$787,645		\$787,645		\$787,645		\$787,645	
General Fund Exempt	\$0		\$0		\$0		\$0		\$0	
Cash Funds	\$155,688		\$171,734		\$171,734		\$171,734		\$171,734	
Cash Funds Exempt / Reappropriated Funds	\$0		\$0		\$0		\$0		\$0	
Federal Funds	\$0		\$0		\$0		\$0		\$0	

Expenditures

Total Funds	\$943,333	0.0	\$959,379	0.0	N/A	N/A	N/A	N/A	N/A	N/A
General Fund	\$787,645		\$787,645		N/A		N/A		N/A	
General Fund Exempt	\$0		\$0		N/A		N/A		N/A	
Cash Funds	\$155,688		\$171,734		N/A		N/A		N/A	
Cash Funds Exempt / Reappropriated Funds	\$0		\$0		N/A		N/A		N/A	
Federal Funds	\$0		\$0		N/A		N/A		N/A	

Under/(Over) Expenditures

Total Funds	\$0	0.0	\$0	0.0	N/A	N/A	N/A	N/A	N/A	N/A
General Fund	\$0		\$0		N/A		N/A		N/A	
General Fund Exempt	\$0		\$0		N/A		N/A		N/A	
Cash Funds	\$0		\$0		N/A		N/A		N/A	
Cash Funds Exempt / Reappropriated Funds	\$0		\$0		N/A		N/A		N/A	
Federal Funds	\$0		\$0		N/A		N/A		N/A	

Colorado Department of Education  
FY 2011-12 Budget Cycle  
Schedule 3

(2) ASSISTANCE TO PUBLIC SCHOOLS; (B) Categorical Programs, (II) Other Categorical Programs, Comprehensive Health Education

	FY 2008-09		FY 2009-10		FY 2010-11		FY 2010-11		FY 2011-12	
	Actuals	FTE	Actuals	FTE	Appropriated	FTE	Estimate	FTE	Request	FTE

HB 08-1375, SB 09-259, HB 10-1376, Prior Year Appropriation (Long Bill)

Total Funds	\$705,396	1.0	\$1,005,396	1.0	\$1,005,396	1.0	\$1,005,396	1.0	\$1,005,396	1.0
General Fund	\$100,000		\$0	0.0	\$300,000	0.0	\$300,000	0.0	\$300,000	
General Fund Exempt	\$0		\$0	0.0	\$0	0.0	\$0	0.0	\$0	
Cash Funds	\$605,396	1.0	\$1,005,396	1.0	\$705,396	1.0	\$705,396	1.0	\$705,396	1.0
Cash Funds Exempt / Reappropriated Funds	\$0		\$0	0.0	\$0	0.0	\$0	0.0	\$0	
Federal Funds	\$0		\$0	0.0	\$0	0.0	\$0	0.0	\$0	

SB 09-185, SB 10-065 Concerning Supplemental Appropriation

Total Funds	\$0	0.0	\$0	0.0	N/A	N/A	N/A	N/A	N/A	N/A
General Fund	(\$100,000)		\$300,000		N/A		N/A		N/A	
General Fund Exempt	\$0		\$0		N/A		N/A		N/A	
Cash Funds	\$100,000		(\$300,000)		N/A		N/A		N/A	
Cash Funds Exempt / Reappropriated Funds	\$0		\$0		N/A		N/A		N/A	
Federal Funds	\$0		\$0		N/A		N/A		N/A	

**Total Appropriation**

<b>Total Funds</b>	<b>\$705,396</b>	<b>1.0</b>	<b>\$1,005,396</b>	<b>1.0</b>	<b>\$1,005,396</b>	<b>1.0</b>	<b>\$1,005,396</b>	<b>1.0</b>	<b>\$1,005,396</b>	<b>1.0</b>
<b>General Fund</b>	<b>\$0</b>		<b>\$300,000</b>	<b>0.0</b>	<b>\$300,000</b>	<b>0.0</b>	<b>\$300,000</b>	<b>0.0</b>	<b>\$300,000</b>	<b>0.0</b>
<b>General Fund Exempt</b>	<b>\$0</b>		<b>\$0</b>	<b>0.0</b>	<b>\$0</b>	<b>0.0</b>	<b>\$0</b>	<b>0.0</b>	<b>\$0</b>	<b>0.0</b>
<b>Cash Funds</b>	<b>\$705,396</b>	<b>1.0</b>	<b>\$705,396</b>	<b>1.0</b>	<b>\$705,396</b>	<b>1.0</b>	<b>\$705,396</b>	<b>1.0</b>	<b>\$705,396</b>	<b>1.0</b>
<b>Cash Funds Exempt / Reappropriated Funds</b>	<b>\$0</b>		<b>\$0</b>	<b>0.0</b>	<b>\$0</b>	<b>0.0</b>	<b>\$0</b>	<b>0.0</b>	<b>\$0</b>	<b>0.0</b>
<b>Federal Funds</b>	<b>\$0</b>		<b>\$0</b>	<b>0.0</b>	<b>\$0</b>	<b>0.0</b>	<b>\$0</b>	<b>0.0</b>	<b>\$0</b>	<b>0.0</b>

DI - 02 Constitutionally Required Increase for Categorical Programs in FY 2011-12

Total Funds	N/A	N/A	N/A	N/A	N/A	N/A	N/A	N/A	\$10,054	\$0
General Fund	N/A		N/A		N/A		N/A		\$0	
General Fund Exempt	N/A		N/A		N/A		N/A		\$0	
Cash Funds	N/A		N/A		N/A		N/A		\$10,054	
Cash Funds Exempt / Reappropriated Funds	N/A		N/A		N/A		N/A		\$0	
Federal Funds	N/A		N/A		N/A		N/A		\$0	

Colorado Department of Education  
FY 2011-12 Budget Cycle  
Schedule 3

(2) ASSISTANCE TO PUBLIC SCHOOLS; (B) Categorical Programs, (II) Other Categorical Programs, Comprehensive Health Education

	FY 2008-09		FY 2009-10		FY 2010-11		FY 2010-11		FY 2011-12		
	Actuals	FTE	Actuals	FTE	Appropriated	FTE	Estimate	FTE	Request	FTE	
DI - NP Statewide PERA Adjustment											
Total Funds	N/A	N/A	N/A	N/A	N/A	N/A	N/A	N/A		(\$2,131)	\$0
General Fund	N/A		N/A		N/A		N/A			\$0	
General Fund Exempt	N/A		N/A		N/A		N/A			\$0	
Cash Funds	N/A		N/A		N/A		N/A			(\$2,131)	
Cash Funds Exempt / Reappropriated Funds	N/A		N/A		N/A		N/A			\$0	
Federal Funds	N/A		N/A		N/A		N/A			\$0	

**Total Spending Authority / Request**

<b>Total Funds</b>	<b>\$705,396</b>	<b>1.0</b>	<b>\$1,005,396</b>	<b>1.0</b>	<b>\$1,005,396</b>	<b>1.0</b>	<b>\$1,005,396</b>	<b>1.0</b>	<b>\$1,005,396</b>	<b>1.0</b>	<b>\$1,013,319</b>	<b>1.0</b>
General Fund	\$0		\$300,000	0.0	\$300,000	0.0	\$300,000	0.0	\$300,000	0.0	\$300,000	0.0
General Fund Exempt	\$0		\$0	0.0	\$0	0.0	\$0	0.0	\$0	0.0	\$0	0.0
Cash Funds	\$705,396	1.0	\$705,396	1.0	\$705,396	1.0	\$705,396	1.0	\$705,396	1.0	\$713,319	1.0
Cash Funds Exempt / Reappropriated Funds	\$0		\$0	0.0	\$0	0.0	\$0	0.0	\$0	0.0	\$0	0.0
Federal Funds	\$0		\$0	0.0	\$0	0.0	\$0	0.0	\$0	0.0	\$0	0.0

**Expenditures**

Total Funds	\$696,362	0.9	\$1,001,984	0.9	N/A	N/A	N/A	N/A	N/A	N/A	N/A	N/A
General Fund	\$0		\$300,000	0.0	N/A		N/A		N/A		N/A	
General Fund Exempt	\$0		\$0	0.0	N/A		N/A		N/A		N/A	
Cash Funds	\$696,362	0.9	\$701,984	0.9	N/A		N/A		N/A		N/A	
Cash Funds Exempt / Reappropriated Funds	\$0		\$0	0.0	N/A		N/A		N/A		N/A	
Federal Funds	\$0		\$0	0.0	N/A		N/A		N/A		N/A	

**Under/(Over) Expenditures**

<b>Total Funds</b>	<b>\$9,034</b>	<b>0.1</b>	<b>\$3,412</b>	<b>0.1</b>	<b>N/A</b>	<b>N/A</b>	<b>N/A</b>	<b>N/A</b>	<b>N/A</b>	<b>N/A</b>	<b>N/A</b>	<b>N/A</b>
General Fund	\$0		\$0	0.0	N/A		N/A		N/A		N/A	
General Fund Exempt	\$0		\$0	0.0	N/A		N/A		N/A		N/A	
Cash Funds	\$9,034	0.1	\$3,412	0.1	N/A		N/A		N/A		N/A	
Cash Funds Exempt / Reappropriated Funds	\$0		\$0	0.0	N/A		N/A		N/A		N/A	
Federal Funds	\$0		\$0	0.0	N/A		N/A		N/A		N/A	

Colorado Department of Education  
 FY 2011-12 Budget Cycle  
 Schedule 3

(2) ASSISTANCE TO PUBLIC SCHOOLS; (C) Grant Programs, Distributions, and Other Assistance, (I) Health and Nutrition, Federal Nutrition Programs

	FY 2008-09		FY 2009-10		FY 2010-11		FY 2010-11		FY 2011-12	
	Actuals	FTE	Actuals	FTE	Appropriated	FTE	Estimate	FTE	Request	FTE

HB 08-1375, SB 09-259, HB 10-1376, Prior Year Appropriation (Long Bill)

Total Funds	\$96,122,947	8.0	\$108,638,251	8.0	\$108,624,965	9.0	\$108,624,965	9.0	\$108,624,965	9.0
General Fund	\$79,936	0.9	\$82,896	0.9	\$82,507	0.9	\$82,507	0.9	\$82,507	0.9
General Fund Exempt	\$0		\$0	0.0	\$0	0.0	\$0	0.0	\$0	0.0
Cash Funds	\$0		\$0	0.0	\$0	0.0	\$0	0.0	\$0	0.0
Cash Funds Exempt / Reappropriated Funds	\$0		\$0	0.0	\$0	0.0	\$0	0.0	\$0	0.0
Federal Funds	\$96,043,011	7.1	\$108,555,355	7.1	\$108,542,458	8.1	\$108,542,458	8.1	\$108,542,458	8.1

SB 10-065 Concerning Supplemental Appropriation

Total Funds	N/A	N/A	\$1,016,340	0.0	N/A	N/A	N/A	N/A	N/A	N/A
General Fund	N/A		(\$2,325)		N/A		N/A		N/A	
General Fund Exempt	N/A		\$0		N/A		N/A		N/A	
Cash Funds	N/A		\$0		N/A		N/A		N/A	
Cash Funds Exempt / Reappropriated Funds	N/A		\$0		N/A		N/A		N/A	
Federal Funds	N/A		\$1,018,665		N/A		N/A		N/A	

SB 09-226 School Food Allergy Policy Education

Total Funds	\$0	0.0	\$1,951	0.0	N/A	N/A	N/A	N/A	N/A	N/A
General Fund	\$0		\$1,951		N/A		N/A		N/A	
General Fund Exempt	\$0		\$0		N/A		N/A		N/A	
Cash Funds	\$0		\$0		N/A		N/A		N/A	
Cash Funds Exempt / Reappropriated Funds	\$0		\$0		N/A		N/A		N/A	
Federal Funds	\$0		\$0		N/A		N/A		N/A	

SB 09-230 Charter School Food Authority

Total Funds	\$0	0.0	\$0	1.0	N/A	N/A	N/A	N/A	N/A	N/A
General Fund	\$0		\$0	0.0	N/A		N/A		N/A	
General Fund Exempt	\$0		\$0	0.0	N/A		N/A		N/A	
Cash Funds	\$0		\$0	0.0	N/A		N/A		N/A	
Cash Funds Exempt / Reappropriated Funds	\$0		\$0	0.0	N/A		N/A		N/A	
Federal Funds	\$0		\$0	1.0	N/A		N/A		N/A	

Colorado Department of Education  
FY 2011-12 Budget Cycle  
Schedule 3

(2) ASSISTANCE TO PUBLIC SCHOOLS; (C) Grant Programs, Distributions, and Other Assistance, (I) Health and Nutrition, Federal Nutrition Programs

	FY 2008-09		FY 2009-10		FY 2010-11		FY 2010-11		FY 2011-12	
	Actuals	FTE	Actuals	FTE	Appropriated	FTE	Estimate	FTE	Request	FTE
<b>Total Appropriation</b>										
<b>Total Funds</b>	\$96,122,947	8.0	\$109,656,542	9.0	\$108,624,965	9.0	\$108,624,965	9.0	\$108,624,965	9.0
<b>General Fund</b>	\$79,936	0.9	\$82,522	0.9	\$82,507	0.9	\$82,507	0.9	\$82,507	0.9
<b>General Fund Exempt</b>	\$0		\$0	0.0	\$0	0.0	\$0	0.0	\$0	0.0
<b>Cash Funds</b>	\$0		\$0	0.0	\$0	0.0	\$0	0.0	\$0	0.0
<b>Cash Funds Exempt / Reappropriated Funds</b>	\$0		\$0	0.0	\$0	0.0	\$0	0.0	\$0	0.0
<b>Federal Funds</b>	\$96,043,011	7.1	\$109,574,020	8.1	\$108,542,458	8.1	\$108,542,458	8.1	\$108,542,458	8.1

New Awards

Total Funds	\$49,002,014	0.0	\$51,992,898	0.0	N/A	N/A	N/A	N/A	N/A	N/A
General Fund	\$0		\$0	0.0	N/A		N/A		N/A	
General Fund Exempt	\$0		\$0	0.0	N/A		N/A		N/A	
Cash Funds	\$0		\$0	0.0	N/A		N/A		N/A	
Cash Funds Exempt / Reappropriated Funds	\$0		\$0	0.0	N/A		N/A		N/A	
Federal Funds	\$49,002,014		\$51,992,898	0.0	N/A		N/A		N/A	

POTS Expenditures / Allocation

Total Funds	\$0		\$19,000	0.0	N/A		\$0		N/A	
General Fund	\$0		\$19,000		N/A		\$0		N/A	
General Fund Exempt	\$0		\$0		N/A		\$0		N/A	
Cash Funds	\$0		\$0		N/A		\$0		N/A	
Cash Funds Exempt / Reappropriated Funds	\$0		\$0		N/A		\$0		N/A	
Federal Funds	\$0		\$0		N/A		\$0		N/A	

SB10-146 Annualization - Modify Contributions to PERA

Total Funds	N/A	N/A	N/A	N/A	N/A	N/A	N/A	N/A	\$14,786	\$0
General Fund	N/A		N/A		N/A		N/A		\$1,889	
General Fund Exempt	N/A		N/A		N/A		N/A		\$0	
Cash Funds	N/A		N/A		N/A		N/A		\$0	
Cash Funds Exempt / Reappropriated Funds	N/A		N/A		N/A		N/A		\$0	
Federal Funds	N/A		N/A		N/A		N/A		\$12,897	

Supplemental - 1% Across the Board Personal Services Reduction



Colorado Department of Education  
FY 2011-12 Budget Cycle  
Schedule 3

(2) ASSISTANCE TO PUBLIC SCHOOLS; (C) Grant Programs, Distributions, and Other Assistance, (I) Health and Nutrition, Federal Nutrition Programs

	FY 2008-09		FY 2009-10		FY 2010-11		FY 2010-11		FY 2011-12	
	Actuals	FTE	Actuals	FTE	Appropriated	FTE	Estimate	FTE	Request	FTE
Total Funds	\$0		\$0		N/A	N/A	(\$743)	0.0	\$0	
General Fund	\$0		\$0		N/A		(\$743)		\$0	
General Fund Exempt	\$0		\$0		N/A		\$0		\$0	
Cash Funds	\$0		\$0		N/A		\$0		\$0	
Cash Funds Exempt / Reappropriated Funds	\$0		\$0		N/A		\$0		\$0	
Federal Funds	\$0		\$0		N/A		\$0		\$0	

DI - NP Statewide PERA Adjustment

Total Funds	N/A	N/A	N/A	N/A	N/A	N/A	N/A	N/A	(\$15,232)	\$0
General Fund	N/A		N/A		N/A		N/A		(\$1,799)	
General Fund Exempt	N/A		N/A		N/A		N/A		\$0	
Cash Funds	N/A		N/A		N/A		N/A		\$0	
Cash Funds Exempt / Reappropriated Funds	N/A		N/A		N/A		N/A		\$0	
Federal Funds	N/A		N/A		N/A		N/A		(\$13,433)	

DI - NP 2% Across the Board Personal Services Reduction

Total Funds	N/A	N/A	N/A	N/A	N/A	N/A	N/A	N/A	(\$1,632)	0.0
General Fund	N/A		N/A		N/A		N/A		(\$1,632)	
General Fund Exempt	N/A		N/A		N/A		N/A		\$0	
Cash Funds	N/A		N/A		N/A		N/A		\$0	
Cash Funds Exempt / Reappropriated Funds	N/A		N/A		N/A		N/A		\$0	
Federal Funds	N/A		N/A		N/A		N/A		\$0	

**Total Spending Authority / Request**

<b>Total Funds</b>	<b>\$96,122,947</b>	<b>8.0</b>	<b>\$161,668,440</b>	<b>9.0</b>	<b>\$108,624,965</b>	<b>9.0</b>	<b>\$108,624,222</b>	<b>9.0</b>	<b>\$108,622,887</b>	<b>9.0</b>
<b>General Fund</b>	<b>\$79,936</b>	<b>0.9</b>	<b>\$101,522</b>	<b>0.9</b>	<b>\$82,507</b>	<b>0.9</b>	<b>\$81,764</b>	<b>0.9</b>	<b>\$80,965</b>	<b>0.9</b>
<b>General Fund Exempt</b>	<b>\$0</b>		<b>\$0</b>	<b>0.0</b>	<b>\$0</b>	<b>0.0</b>	<b>\$0</b>	<b>0.0</b>	<b>\$0</b>	<b>0.0</b>
<b>Cash Funds</b>	<b>\$0</b>		<b>\$0</b>	<b>0.0</b>	<b>\$0</b>	<b>0.0</b>	<b>\$0</b>	<b>0.0</b>	<b>\$0</b>	<b>0.0</b>
<b>Cash Funds Exempt / Reappropriated Funds</b>	<b>\$0</b>		<b>\$0</b>	<b>0.0</b>	<b>\$0</b>	<b>0.0</b>	<b>\$0</b>	<b>0.0</b>	<b>\$0</b>	<b>0.0</b>
<b>Federal Funds</b>	<b>\$96,043,011</b>	<b>7.1</b>	<b>\$161,566,918</b>	<b>8.1</b>	<b>\$108,542,458</b>	<b>8.1</b>	<b>\$108,542,458</b>	<b>8.1</b>	<b>\$108,541,922</b>	<b>8.1</b>

Expenditures

Total Funds	\$127,364,851	7.6	\$138,886,055	8.6	N/A	N/A	N/A	N/A	N/A	N/A
-------------	---------------	-----	---------------	-----	-----	-----	-----	-----	-----	-----

Colorado Department of Education  
 FY 2011-12 Budget Cycle  
 Schedule 3

(2) ASSISTANCE TO PUBLIC SCHOOLS; (C) Grant Programs, Distributions, and Other Assistance, (I) Health and Nutrition, Federal Nutrition Programs

	FY 2008-09		FY 2009-10		FY 2010-11		FY 2010-11		FY 2011-12	
	Actuals	FTE	Actuals	FTE	Appropriated	FTE	Estimate	FTE	Request	FTE
General Fund	\$76,668	0.9	\$83,409	0.9	N/A		N/A		N/A	
General Fund Exempt	\$0		\$0	0.0	N/A		N/A		N/A	
Cash Funds	\$0		\$0	0.0	N/A		N/A		N/A	
Cash Funds Exempt / Reappropriated Funds	\$0		\$0	0.0	N/A		N/A		N/A	
Federal Funds	\$127,288,183	6.7	\$138,802,646	7.7	N/A		N/A		N/A	

**Under/(Over) Expenditures**

<b>Total Funds</b>	<b>(\$31,241,904)</b>	<b>0.4</b>	<b>\$22,782,385</b>	<b>0.4</b>	<b>N/A</b>	<b>N/A</b>	<b>N/A</b>	<b>N/A</b>	<b>N/A</b>	<b>N/A</b>
General Fund	\$3,268	0.0	\$18,113	0.0	N/A		N/A		N/A	
General Fund Exempt	\$0		\$0	0.0	N/A		N/A		N/A	
Cash Funds	\$0		\$0	0.0	N/A		N/A		N/A	
Cash Funds Exempt / Reappropriated Funds	\$0		\$0	0.0	N/A		N/A		N/A	
Federal Funds	(\$31,245,172)	0.4	\$22,764,272	0.4	N/A		N/A		N/A	

Colorado Department of Education  
 FY 2011-12 Budget Cycle  
 Schedule 3

(2) ASSISTANCE TO PUBLIC SCHOOLS; (C) Grant Programs, Distributions, and Other Assistance, (I) Health and Nutrition, State Match for School Lunch Program

	FY 2008-09		FY 2009-10		FY 2010-11		FY 2010-11		FY 2011-12	
	Actuals	FTE	Actuals	FTE	Appropriated	FTE	Estimate	FTE	Request	FTE

HB 08-1375, SB 09-259, HB 10-1376, Prior Year Appropriation (Long Bill)

Total Funds	\$2,472,644	0.0	\$2,472,644	0.0	\$2,472,644	0.0	\$2,472,644	0.0	\$2,472,644	0.0
General Fund	\$0		\$0		\$0		\$0		\$0	
General Fund Exempt	\$0		\$0		\$0		\$0		\$0	
Cash Funds	\$2,472,644		\$2,472,644		\$2,472,644		\$2,472,644		\$2,472,644	
Cash Funds Exempt / Reappropriated Funds	\$0		\$0		\$0		\$0		\$0	
Federal Funds	\$0		\$0		\$0		\$0		\$0	

**Total Appropriation**

<b>Total Funds</b>	<b>\$2,472,644</b>	<b>0.0</b>	<b>\$2,472,644</b>	<b>0.0</b>	<b>\$2,472,644</b>	<b>0.0</b>	<b>\$2,472,644</b>	<b>0.0</b>	<b>\$2,472,644</b>	<b>0.0</b>
General Fund	\$0		\$0		\$0		\$0		\$0	
General Fund Exempt	\$0		\$0		\$0		\$0		\$0	
Cash Funds	\$2,472,644		\$2,472,644		\$2,472,644		\$2,472,644		\$2,472,644	
Cash Funds Exempt / Reappropriated Funds	\$0		\$0		\$0		\$0		\$0	
Federal Funds	\$0		\$0		\$0		\$0		\$0	

**Total Spending Authority / Request**

<b>Total Funds</b>	<b>\$2,472,644</b>	<b>0.0</b>	<b>\$2,472,644</b>	<b>0.0</b>	<b>\$2,472,644</b>	<b>0.0</b>	<b>\$2,472,644</b>	<b>0.0</b>	<b>\$2,472,644</b>	<b>0.0</b>
General Fund	\$0		\$0		\$0		\$0		\$0	
General Fund Exempt	\$0		\$0		\$0		\$0		\$0	
Cash Funds	\$2,472,644		\$2,472,644		\$2,472,644		\$2,472,644		\$2,472,644	
Cash Funds Exempt / Reappropriated Funds	\$0		\$0		\$0		\$0		\$0	
Federal Funds	\$0		\$0		\$0		\$0		\$0	

Colorado Department of Education  
 FY 2011-12 Budget Cycle  
 Schedule 3

(2) ASSISTANCE TO PUBLIC SCHOOLS; (C) Grant Programs, Distributions, and Other Assistance, (I) Health and Nutrition, State Match for School Lunch Program

	FY 2008-09		FY 2009-10		FY 2010-11		FY 2010-11		FY 2011-12	
	Actuals	FTE	Actuals	FTE	Appropriated	FTE	Estimate	FTE	Request	FTE
<b>Expenditures</b>										
Total Funds	\$2,472,644	0.0	\$2,472,644	0.0	N/A	N/A	N/A	N/A	N/A	N/A
General Fund	\$0		\$0		N/A		N/A		N/A	
General Fund Exempt	\$0		\$0		N/A		N/A		N/A	
Cash Funds	\$2,472,644		\$2,472,644		N/A		N/A		N/A	
Cash Funds Exempt / Reappropriated Funds	\$0		\$0		N/A		N/A		N/A	
Federal Funds	\$0		\$0		N/A		N/A		N/A	
<b>Under/(Over) Expenditures</b>										
Total Funds	\$0	0.0	\$0	0.0	N/A	N/A	N/A	N/A	N/A	N/A
General Fund	\$0		\$0		N/A		N/A		N/A	
General Fund Exempt	\$0		\$0		N/A		N/A		N/A	
Cash Funds	\$0		\$0		N/A		N/A		N/A	
Cash Funds Exempt / Reappropriated Funds	\$0		\$0		N/A		N/A		N/A	
Federal Funds	\$0		\$0		N/A		N/A		N/A	

Colorado Department of Education  
 FY 2011-12 Budget Cycle  
 Schedule 3

(2) ASSISTANCE TO PUBLIC SCHOOLS; (C) Grant Programs, Distributions, and Other Assistance, (I) Health and Nutrition, Child Nutrition School Lunch Protection Program

	FY 2008-09		FY 2009-10		FY 2010-11		FY 2010-11		FY 2011-12	
	Actuals	FTE	Actuals	FTE	Appropriated	FTE	Estimate	FTE	Request	FTE

HB 08-1375, SB 09-259, HB 10-1376, Prior Year Appropriation (Long Bill)

Total Funds	\$0	0.0	\$850,000	0.0	\$850,000	0.0	\$850,000	0.0	\$850,000	0.0
General Fund	\$0		\$0		\$0		\$0		\$0	
General Fund Exempt	\$0		\$0		\$0		\$0		\$0	
Cash Funds	\$0		\$850,000		\$850,000		\$850,000		\$850,000	
Cash Funds Exempt / Reappropriated Funds	\$0		\$0		\$0		\$0		\$0	
Federal Funds	\$0		\$0		\$0		\$0		\$0	

SB 08-123, Child Nutrition School Lunch Protection Program

Total Funds	\$850,000	0.0	N/A	N/A	N/A	N/A	N/A	N/A	N/A	N/A
General Fund	\$0		N/A		N/A		N/A		N/A	
General Fund Exempt	\$0		N/A		N/A		N/A		N/A	
Cash Funds	\$850,000		N/A		N/A		N/A		N/A	
Cash Funds Exempt / Reappropriated Funds	\$0		N/A		N/A		N/A		N/A	
Federal Funds	\$0		N/A		N/A		N/A		N/A	

**Total Appropriation**

<b>Total Funds</b>	<b>\$850,000</b>	<b>0.0</b>	<b>\$850,000</b>	<b>0.0</b>	<b>\$850,000</b>	<b>0.0</b>	<b>\$850,000</b>	<b>0.0</b>	<b>\$850,000</b>	<b>0.0</b>
<b>General Fund</b>	<b>\$0</b>		<b>\$0</b>		<b>\$0</b>		<b>\$0</b>		<b>\$0</b>	
<b>General Fund Exempt</b>	<b>\$0</b>		<b>\$0</b>		<b>\$0</b>		<b>\$0</b>		<b>\$0</b>	
<b>Cash Funds</b>	<b>\$850,000</b>		<b>\$850,000</b>		<b>\$850,000</b>		<b>\$850,000</b>		<b>\$850,000</b>	
<b>Cash Funds Exempt / Reappropriated Funds</b>	<b>\$0</b>		<b>\$0</b>		<b>\$0</b>		<b>\$0</b>		<b>\$0</b>	
<b>Federal Funds</b>	<b>\$0</b>		<b>\$0</b>		<b>\$0</b>		<b>\$0</b>		<b>\$0</b>	

**Total Spending Authority / Request**

<b>Total Funds</b>	<b>\$850,000</b>	<b>0.0</b>	<b>\$850,000</b>	<b>0.0</b>	<b>\$850,000</b>	<b>0.0</b>	<b>\$850,000</b>	<b>0.0</b>	<b>\$850,000</b>	<b>0.0</b>
<b>General Fund</b>	<b>\$0</b>		<b>\$0</b>		<b>\$0</b>		<b>\$0</b>		<b>\$0</b>	
<b>General Fund Exempt</b>	<b>\$0</b>		<b>\$0</b>		<b>\$0</b>		<b>\$0</b>		<b>\$0</b>	
<b>Cash Funds</b>	<b>\$850,000</b>		<b>\$850,000</b>		<b>\$850,000</b>		<b>\$850,000</b>		<b>\$850,000</b>	
<b>Cash Funds Exempt / Reappropriated Funds</b>	<b>\$0</b>		<b>\$0</b>		<b>\$0</b>		<b>\$0</b>		<b>\$0</b>	
<b>Federal Funds</b>	<b>\$0</b>		<b>\$0</b>		<b>\$0</b>		<b>\$0</b>		<b>\$0</b>	

Colorado Department of Education  
 FY 2011-12 Budget Cycle  
 Schedule 3

(2) ASSISTANCE TO PUBLIC SCHOOLS; (C) Grant Programs, Distributions, and Other Assistance, (I) Health and Nutrition, Child Nutrition School Lunch Protection Program

	FY 2008-09		FY 2009-10		FY 2010-11		FY 2010-11		FY 2011-12	
	Actuals	FTE	Actuals	FTE	Appropriated	FTE	Estimate	FTE	Request	FTE
<b>Expenditures</b>										
Total Funds	\$697,071	0.0	\$739,790	0.0	N/A	N/A	N/A	N/A	N/A	N/A
General Fund	\$0		\$0		N/A		N/A		N/A	
General Fund Exempt	\$0		\$0		N/A		N/A		N/A	
Cash Funds	\$697,071		\$739,790		N/A		N/A		N/A	
Cash Funds Exempt / Reappropriated Funds	\$0		\$0		N/A		N/A		N/A	
Federal Funds	\$0		\$0		N/A		N/A		N/A	

**Under/(Over) Expenditures**

<b>Total Funds</b>	<b>\$152,929</b>	<b>0.0</b>	<b>\$110,210</b>	<b>0.0</b>	<b>N/A</b>	<b>N/A</b>	<b>N/A</b>	<b>N/A</b>	<b>N/A</b>	<b>N/A</b>
General Fund	\$0		\$0		N/A		N/A		N/A	
General Fund Exempt	\$0		\$0		N/A		N/A		N/A	
Cash Funds	\$152,929		\$110,210		N/A		N/A		N/A	
Cash Funds Exempt / Reappropriated Funds	\$0		\$0		N/A		N/A		N/A	
Federal Funds	\$0		\$0		N/A		N/A		N/A	

Colorado Department of Education  
 FY 2011-12 Budget Cycle  
 Schedule 3

(2) ASSISTANCE TO PUBLIC SCHOOLS; (C) Grant Programs, Distributions, and Other Assistance, (I) Health and Nutrition, School Breakfast Program

	FY 2008-09		FY 2009-10		FY 2010-11		FY 2010-11		FY 2011-12	
	Actuals	FTE	Actuals	FTE	Appropriated	FTE	Estimate	FTE	Request	FTE

HB 08-1375, SB 09-259, HB 10-1376, Prior Year Appropriation (Long Bill)

Total Funds	\$500,000	0.0	\$500,000	0.0	\$500,000	0.0	\$500,000	0.0	\$500,000	0.0
General Fund	\$500,000		\$500,000		\$500,000		\$500,000		\$500,000	
General Fund Exempt	\$0		\$0		\$0		\$0		\$0	
Cash Funds	\$0		\$0		\$0		\$0		\$0	
Cash Funds Exempt / Reappropriated Funds	\$0		\$0		\$0		\$0		\$0	
Federal Funds	\$0		\$0		\$0		\$0		\$0	

**Total Appropriation**

<b>Total Funds</b>	<b>\$500,000</b>	<b>0.0</b>	<b>\$500,000</b>	<b>0.0</b>	<b>\$500,000</b>	<b>0.0</b>	<b>\$500,000</b>	<b>0.0</b>	<b>\$500,000</b>	<b>0.0</b>
<b>General Fund</b>	<b>\$500,000</b>		<b>\$500,000</b>		<b>\$500,000</b>		<b>\$500,000</b>		<b>\$500,000</b>	
<b>General Fund Exempt</b>	<b>\$0</b>		<b>\$0</b>		<b>\$0</b>		<b>\$0</b>		<b>\$0</b>	
<b>Cash Funds</b>	<b>\$0</b>		<b>\$0</b>		<b>\$0</b>		<b>\$0</b>		<b>\$0</b>	
<b>Cash Funds Exempt / Reappropriated Funds</b>	<b>\$0</b>		<b>\$0</b>		<b>\$0</b>		<b>\$0</b>		<b>\$0</b>	
<b>Federal Funds</b>	<b>\$0</b>		<b>\$0</b>		<b>\$0</b>		<b>\$0</b>		<b>\$0</b>	

**Total Spending Authority / Request**

<b>Total Funds</b>	<b>\$500,000</b>	<b>0.0</b>	<b>\$500,000</b>	<b>0.0</b>	<b>\$500,000</b>	<b>0.0</b>	<b>\$500,000</b>	<b>0.0</b>	<b>\$500,000</b>	<b>0.0</b>
<b>General Fund</b>	<b>\$500,000</b>		<b>\$500,000</b>		<b>\$500,000</b>		<b>\$500,000</b>		<b>\$500,000</b>	
<b>General Fund Exempt</b>	<b>\$0</b>		<b>\$0</b>		<b>\$0</b>		<b>\$0</b>		<b>\$0</b>	
<b>Cash Funds</b>	<b>\$0</b>		<b>\$0</b>		<b>\$0</b>		<b>\$0</b>		<b>\$0</b>	
<b>Cash Funds Exempt / Reappropriated Funds</b>	<b>\$0</b>		<b>\$0</b>		<b>\$0</b>		<b>\$0</b>		<b>\$0</b>	
<b>Federal Funds</b>	<b>\$0</b>		<b>\$0</b>		<b>\$0</b>		<b>\$0</b>		<b>\$0</b>	

Colorado Department of Education  
 FY 2011-12 Budget Cycle  
 Schedule 3

(2) ASSISTANCE TO PUBLIC SCHOOLS; (C) Grant Programs, Distributions, and Other Assistance, (I) Health and Nutrition, School Breakfast Program

	FY 2008-09		FY 2009-10		FY 2010-11		FY 2010-11		FY 2011-12	
	Actuals	FTE	Actuals	FTE	Appropriated	FTE	Estimate	FTE	Request	FTE
<b>Expenditures</b>										
Total Funds	\$498,500	0.0	\$500,000	0.0	N/A	N/A	N/A	N/A	N/A	N/A
General Fund	\$498,500		\$500,000		N/A		N/A		N/A	
General Fund Exempt	\$0		\$0		N/A		N/A		N/A	
Cash Funds	\$0		\$0		N/A		N/A		N/A	
Cash Funds Exempt / Reappropriated Funds	\$0		\$0		N/A		N/A		N/A	
Federal Funds	\$0		\$0		N/A		N/A		N/A	
<b>Under/(Over) Expenditures</b>										
Total Funds	\$1,500	0.0	\$0	0.0	N/A	N/A	N/A	N/A	N/A	N/A
General Fund	\$1,500		\$0		N/A		N/A		N/A	
General Fund Exempt	\$0		\$0		N/A		N/A		N/A	
Cash Funds	\$0		\$0		N/A		N/A		N/A	
Cash Funds Exempt / Reappropriated Funds	\$0		\$0		N/A		N/A		N/A	
Federal Funds	\$0		\$0		N/A		N/A		N/A	



Colorado Department of Education  
 FY 2011-12 Budget Cycle  
 Schedule 3

(2) ASSISTANCE TO PUBLIC SCHOOLS; (C) Grant Programs, Distributions, and Other Assistance, (I) Health and Nutrition, Start Smart Nutrition Program Fund

	FY 2008-09		FY 2009-10		FY 2010-11		FY 2010-11		FY 2011-12	
	Actuals	FTE	Actuals	FTE	Appropriated	FTE	Estimate	FTE	Request	FTE

HB 08-1375, SB 09-259, HB 10-1376, Prior Year Appropriation (Long Bill)

Total Funds	\$700,000	0.0	\$700,000	0.0	\$700,000	0.0	\$700,000	0.0	\$700,000	0.0
General Fund	\$700,000		\$700,000		\$700,000		\$700,000		\$700,000	
General Fund Exempt	\$0		\$0		\$0		\$0		\$0	
Cash Funds	\$0		\$0		\$0		\$0		\$0	
Cash Funds Exempt / Reappropriated Funds	\$0		\$0		\$0		\$0		\$0	
Federal Funds	\$0		\$0		\$0		\$0		\$0	

**Total Appropriation**

Total Funds	\$700,000	0.0	\$700,000	0.0	\$700,000	0.0	\$700,000	0.0	\$700,000	0.0
General Fund	\$700,000		\$700,000		\$700,000		\$700,000		\$700,000	
General Fund Exempt	\$0		\$0		\$0		\$0		\$0	
Cash Funds	\$0		\$0		\$0		\$0		\$0	
Cash Funds Exempt / Reappropriated Funds	\$0		\$0		\$0		\$0		\$0	
Federal Funds	\$0		\$0		\$0		\$0		\$0	

**Total Spending Authority / Request**

Total Funds	\$700,000	0.0	\$700,000	0.0	\$700,000	0.0	\$700,000	0.0	\$700,000	0.0
General Fund	\$700,000		\$700,000		\$700,000		\$700,000		\$700,000	
General Fund Exempt	\$0		\$0		\$0		\$0		\$0	
Cash Funds	\$0		\$0		\$0		\$0		\$0	
Cash Funds Exempt / Reappropriated Funds	\$0		\$0		\$0		\$0		\$0	
Federal Funds	\$0		\$0		\$0		\$0		\$0	

Colorado Department of Education  
 FY 2011-12 Budget Cycle  
 Schedule 3

(2) ASSISTANCE TO PUBLIC SCHOOLS; (C) Grant Programs, Distributions, and Other Assistance, (I) Health and Nutrition, Start Smart Nutrition Program Fund

	FY 2008-09		FY 2009-10		FY 2010-11		FY 2010-11		FY 2011-12	
	Actuals	FTE	Actuals	FTE	Appropriated	FTE	Estimate	FTE	Request	FTE
<b>Expenditures</b>										
Total Funds	\$700,000	0.0	\$700,000	0.0	N/A	N/A	N/A	N/A	N/A	N/A
General Fund	\$700,000		\$700,000		N/A		N/A		N/A	
General Fund Exempt	\$0		\$0		N/A		N/A		N/A	
Cash Funds	\$0		\$0		N/A		N/A		N/A	
Cash Funds Exempt / Reappropriated Funds	\$0		\$0		N/A		N/A		N/A	
Federal Funds	\$0		\$0		N/A		N/A		N/A	

**Under/(Over) Expenditures**

<b>Total Funds</b>	<b>\$0</b>	<b>0.0</b>	<b>\$0</b>	<b>0.0</b>	<b>N/A</b>	<b>N/A</b>	<b>N/A</b>	<b>N/A</b>	<b>N/A</b>	<b>N/A</b>
<b>General Fund</b>	<b>\$0</b>		<b>\$0</b>		<b>N/A</b>		<b>N/A</b>		<b>N/A</b>	
<b>General Fund Exempt</b>	<b>\$0</b>		<b>\$0</b>		<b>N/A</b>		<b>N/A</b>		<b>N/A</b>	
<b>Cash Funds</b>	<b>\$0</b>		<b>\$0</b>		<b>N/A</b>		<b>N/A</b>		<b>N/A</b>	
<b>Cash Funds Exempt / Reappropriated Funds</b>	<b>\$0</b>		<b>\$0</b>		<b>N/A</b>		<b>N/A</b>		<b>N/A</b>	
<b>Federal Funds</b>	<b>\$0</b>		<b>\$0</b>		<b>N/A</b>		<b>N/A</b>		<b>N/A</b>	

Colorado Department of Education  
 FY 2011-12 Budget Cycle  
 Schedule 3

(2) ASSISTANCE TO PUBLIC SCHOOLS; (C) Grant Programs, Distributions, and Other Assistance, (I) Health and Nutrition, Start Smart Nutrition Program

	FY 2008-09		FY 2009-10		FY 2010-11		FY 2010-11		FY 2011-12	
	Actuals	FTE	Actuals	FTE	Appropriated	FTE	Estimate	FTE	Request	FTE

HB 08-1375, SB 09-259, HB 10-1376, Prior Year Appropriation (Long Bill)

Total Funds	\$670,000	0.0	\$670,000	0.0	\$670,000	0.0	\$670,000	0.0	\$670,000	0.0
General Fund	\$0		\$0		\$0		\$0		\$0	
General Fund Exempt	\$0		\$0		\$0		\$0		\$0	
Cash Funds	\$0		\$0		\$0		\$0		\$0	
Cash Funds Exempt / Reappropriated Funds	\$670,000		\$670,000		\$670,000		\$670,000		\$670,000	
Federal Funds	\$0		\$0		\$0		\$0		\$0	

**Total Appropriation**

<b>Total Funds</b>	<b>\$670,000</b>	<b>0.0</b>	<b>\$670,000</b>	<b>0.0</b>	<b>\$670,000</b>	<b>0.0</b>	<b>\$670,000</b>	<b>0.0</b>	<b>\$670,000</b>	<b>0.0</b>
<b>General Fund</b>	<b>\$0</b>		<b>\$0</b>		<b>\$0</b>		<b>\$0</b>		<b>\$0</b>	
<b>General Fund Exempt</b>	<b>\$0</b>		<b>\$0</b>		<b>\$0</b>		<b>\$0</b>		<b>\$0</b>	
<b>Cash Funds</b>	<b>\$0</b>		<b>\$0</b>		<b>\$0</b>		<b>\$0</b>		<b>\$0</b>	
<b>Cash Funds Exempt / Reappropriated Funds</b>	<b>\$670,000</b>		<b>\$670,000</b>		<b>\$670,000</b>		<b>\$670,000</b>		<b>\$670,000</b>	
<b>Federal Funds</b>	<b>\$0</b>		<b>\$0</b>		<b>\$0</b>		<b>\$0</b>		<b>\$0</b>	

**Total Spending Authority / Request**

<b>Total Funds</b>	<b>\$670,000</b>	<b>0.0</b>	<b>\$670,000</b>	<b>0.0</b>	<b>\$670,000</b>	<b>0.0</b>	<b>\$670,000</b>	<b>0.0</b>	<b>\$670,000</b>	<b>0.0</b>
<b>General Fund</b>	<b>\$0</b>		<b>\$0</b>		<b>\$0</b>		<b>\$0</b>		<b>\$0</b>	
<b>General Fund Exempt</b>	<b>\$0</b>		<b>\$0</b>		<b>\$0</b>		<b>\$0</b>		<b>\$0</b>	
<b>Cash Funds</b>	<b>\$0</b>		<b>\$0</b>		<b>\$0</b>		<b>\$0</b>		<b>\$0</b>	
<b>Cash Funds Exempt / Reappropriated Funds</b>	<b>\$670,000</b>		<b>\$670,000</b>		<b>\$670,000</b>		<b>\$670,000</b>		<b>\$670,000</b>	
<b>Federal Funds</b>	<b>\$0</b>		<b>\$0</b>		<b>\$0</b>		<b>\$0</b>		<b>\$0</b>	

Colorado Department of Education  
 FY 2011-12 Budget Cycle  
 Schedule 3

(2) ASSISTANCE TO PUBLIC SCHOOLS; (C) Grant Programs, Distributions, and Other Assistance, (I) Health and Nutrition, Start Smart Nutrition Program

	FY 2008-09		FY 2009-10		FY 2010-11		FY 2010-11		FY 2011-12	
	Actuals	FTE	Actuals	FTE	Appropriated	FTE	Estimate	FTE	Request	FTE
<b>Expenditures</b>										
Total Funds	\$654,458	0.0	\$696,019	0.0	N/A	N/A	N/A	N/A	N/A	N/A
General Fund	\$0		\$0		N/A		N/A		N/A	
General Fund Exempt	\$0		\$0		N/A		N/A		N/A	
Cash Funds	\$0		\$0		N/A		N/A		N/A	
Cash Funds Exempt / Reappropriated Funds	\$654,458		\$696,019		N/A		N/A		N/A	
Federal Funds	\$0		\$0		N/A		N/A		N/A	

**Under/(Over) Expenditures**

<b>Total Funds</b>	<b>\$15,542</b>	<b>0.0</b>	<b>(\$26,019)</b>	<b>0.0</b>	<b>N/A</b>	<b>N/A</b>	<b>N/A</b>	<b>N/A</b>	<b>N/A</b>	<b>N/A</b>
General Fund	\$0		\$0		N/A		N/A		N/A	
General Fund Exempt	\$0		\$0		N/A		N/A		N/A	
Cash Funds	\$0		\$0		N/A		N/A		N/A	
Cash Funds Exempt / Reappropriated Funds	\$15,542		(\$26,019)		N/A		N/A		N/A	
Federal Funds	\$0		\$0		N/A		N/A		N/A	

Colorado Department of Education  
FY 2011-12 Budget Cycle  
Schedule 3

(2) ASSISTANCE TO PUBLIC SCHOOLS; (C) Grant Programs, Distributions, and Other Assistance, (I) Health and Nutrition, S.B. 97-101 Public School Health Services

	FY 2008-09		FY 2009-10		FY 2010-11 *		FY 2010-11 *		FY 2011-12 **	
	Actuals	FTE	Actuals	FTE	Appropriated	FTE	Estimate	FTE	Request	FTE

HB 08-1375, SB 09-259, HB 10-1376, Prior Year Appropriation (Long Bill)

Total Funds	\$207,747	1.4	\$211,311	1.4	\$148,314	1.4	\$148,314	1.4	\$148,314	1.4
General Fund	\$0		\$0	0.0	\$0	0.0	\$0	0.0	\$0	0.0
General Fund Exempt	\$0		\$0	0.0	\$0	0.0	\$0	0.0	\$0	0.0
Cash Funds	\$0		\$0	0.0	\$0	0.0	\$0	0.0	\$0	0.0
Cash Funds Exempt / Reappropriated Funds	\$207,747	1.4	\$211,311	1.4	\$148,314	1.4	\$148,314	1.4	\$148,314	1.4
Federal Funds	\$0		\$0	0.0	\$0	0.0	\$0	0.0	\$0	0.0

SB 09-185 Concerning Supplemental Appropriation

Total Funds	N/A	N/A	(\$2,073)	0.0	N/A	N/A	N/A	N/A	N/A	N/A
General Fund	N/A		\$0		N/A		N/A		N/A	
General Fund Exempt	N/A		\$0		N/A		N/A		N/A	
Cash Funds	N/A		\$0		N/A		N/A		N/A	
Cash Funds Exempt / Reappropriated Funds	N/A		(\$2,073)		N/A		N/A		N/A	
Federal Funds	N/A		\$0		N/A		N/A		N/A	

HCP Approved Supplemental

Total Funds	N/A	N/A	(\$61,312)	0.0	N/A	N/A	N/A	N/A	N/A	N/A
General Fund	N/A		\$0		N/A		N/A		N/A	
General Fund Exempt	N/A		\$0		N/A		N/A		N/A	
Cash Funds	N/A		\$0		N/A		N/A		N/A	
Cash Funds Exempt / Reappropriated Funds	N/A		(\$61,312)		N/A		N/A		N/A	
Federal Funds	N/A		\$0		N/A		N/A		N/A	

**Total Appropriation**

<b>Total Funds</b>	<b>\$207,747</b>	<b>1.4</b>	<b>\$147,926</b>	<b>1.4</b>	<b>\$148,314</b>	<b>1.4</b>	<b>\$148,314</b>	<b>1.4</b>	<b>\$148,314</b>	<b>1.4</b>
<b>General Fund</b>	<b>\$0</b>		<b>\$0</b>	<b>0.0</b>	<b>\$0</b>	<b>0.0</b>	<b>\$0</b>	<b>0.0</b>	<b>\$0</b>	<b>0.0</b>
<b>General Fund Exempt</b>	<b>\$0</b>		<b>\$0</b>	<b>0.0</b>	<b>\$0</b>	<b>0.0</b>	<b>\$0</b>	<b>0.0</b>	<b>\$0</b>	<b>0.0</b>
<b>Cash Funds</b>	<b>\$0</b>		<b>\$0</b>	<b>0.0</b>	<b>\$0</b>	<b>0.0</b>	<b>\$0</b>	<b>0.0</b>	<b>\$0</b>	<b>0.0</b>
<b>Cash Funds Exempt / Reappropriated Funds</b>	<b>\$207,747</b>	<b>1.4</b>	<b>\$147,926</b>	<b>1.4</b>	<b>\$148,314</b>	<b>1.4</b>	<b>\$148,314</b>	<b>1.4</b>	<b>\$148,314</b>	<b>1.4</b>
<b>Federal Funds</b>	<b>\$0</b>		<b>\$0</b>	<b>0.0</b>	<b>\$0</b>	<b>0.0</b>	<b>\$0</b>	<b>0.0</b>	<b>\$0</b>	<b>0.0</b>

Colorado Department of Education  
 FY 2011-12 Budget Cycle  
 Schedule 3

(2) ASSISTANCE TO PUBLIC SCHOOLS; (C) Grant Programs, Distributions, and Other Assistance, (I) Health and Nutrition, S.B. 97-101 Public School Health Services

	FY 2008-09		FY 2009-10		FY 2010-11 *		FY 2010-11 *		FY 2011-12 **	
	Actuals	FTE	Actuals	FTE	Appropriated	FTE	Estimate	FTE	Request	FTE
SB10-146 Annualization - Modify Contributions to PERA										
Total Funds	N/A	N/A	N/A	N/A	N/A	N/A	N/A	N/A	\$1,685	\$0
General Fund	N/A		N/A		N/A		N/A		\$0	
General Fund Exempt	N/A		N/A		N/A		N/A		\$0	
Cash Funds	N/A		N/A		N/A		N/A		\$0	
Cash Funds Exempt / Reappropriated Funds	N/A		N/A		N/A		N/A		\$1,685	
Federal Funds	N/A		N/A		N/A		N/A		\$0	

DI - NP Statewide PERA Adjustment

Total Funds	N/A	N/A	N/A	N/A	N/A	N/A	N/A	N/A	(\$1,685)	\$0
General Fund	N/A		N/A		N/A		N/A		\$0	
General Fund Exempt	N/A		N/A		N/A		N/A		\$0	
Cash Funds	N/A		N/A		N/A		N/A		\$0	
Cash Funds Exempt / Reappropriated Funds	N/A		N/A		N/A		N/A		(\$1,685)	
Federal Funds	N/A		N/A		N/A		N/A		\$0	

**Total Spending Authority / Request**

<b>Total Funds</b>	<b>\$207,747</b>	<b>1.4</b>	<b>\$147,926</b>	<b>1.4</b>	<b>\$148,314</b>	<b>1.4</b>	<b>\$148,314</b>	<b>1.4</b>	<b>\$148,314</b>	<b>1.4</b>
General Fund	\$0		\$0	0.0	\$0	0.0	\$0	0.0	\$0	0.0
General Fund Exempt	\$0		\$0	0.0	\$0	0.0	\$0	0.0	\$0	0.0
Cash Funds	\$0		\$0	0.0	\$0	0.0	\$0	0.0	\$0	0.0
Cash Funds Exempt / Reappropriated Funds	\$207,747	1.4	\$147,926	1.4	\$148,314	1.4	\$148,314	1.4	\$148,314	1.4
Federal Funds	\$0		\$0	0.0	\$0	0.0	\$0	0.0	\$0	0.0

Colorado Department of Education  
 FY 2011-12 Budget Cycle  
 Schedule 3

(2) ASSISTANCE TO PUBLIC SCHOOLS; (C) Grant Programs, Distributions, and Other Assistance, (I) Health and Nutrition, S.B. 97-101 Public School Health Services

	FY 2008-09		FY 2009-10		FY 2010-11 *		FY 2010-11 *		FY 2011-12 **	
	Actuals	FTE	Actuals	FTE	Appropriated	FTE	Estimate	FTE	Request	FTE
<b>Expenditures</b>										
Total Funds	\$138,893	1.3	\$129,115	1.3	N/A	N/A	N/A	N/A	N/A	N/A
General Fund	\$0		\$0	0.0	N/A		N/A		N/A	
General Fund Exempt	\$0		\$0	0.0	N/A		N/A		N/A	
Cash Funds	\$0		\$0	0.0	N/A		N/A		N/A	
Cash Funds Exempt / Reappropriated Funds	\$138,893	1.3	\$129,115	1.3	N/A		N/A		N/A	
Federal Funds	\$0		\$0	0.0	N/A		N/A		N/A	
<b>Under/(Over) Expenditures</b>										
Total Funds	\$68,854	0.1	\$18,811	0.1	N/A	N/A	N/A	N/A	N/A	N/A
General Fund	\$0		\$0	0.0	N/A		N/A		N/A	
General Fund Exempt	\$0		\$0	0.0	N/A		N/A		N/A	
Cash Funds	\$0		\$0	0.0	N/A		N/A		N/A	
Cash Funds Exempt / Reappropriated Funds	\$68,854	0.1	\$18,811	0.1	N/A		N/A		N/A	
Federal Funds	\$0		\$0	0.0	N/A		N/A		N/A	

\* = The Reappropriated Funds identified in FY 2010-11 includes \$148,314 Medicaid Cash Funds in the "S.B.97-101 Public School Health Services" line item.

\*\* = The Reappropriated Funds identified in FY 2011-12 includes \$149,999 Medicaid Cash Funds in the "S.B.97-101 Public School Health Services" line item.

Colorado Department of Education  
 FY 2011-12 Budget Cycle  
 Schedule 3

(2) ASSISTANCE TO PUBLIC SCHOOLS; (C) Grant Programs, Distributions, and Other Assistance, (II) Capital Construction, School Capital Construction Expenditures Reserve Fund

	FY 2008-09		FY 2009-10		FY 2010-11		FY 2010-11		FY 2011-12	
	Actuals	FTE	Actuals	FTE	Appropriated	FTE	Estimate	FTE	Request	FTE
HB 08-1375, SB 09-259, HB 10-1376, Prior Year Appropriation (Long Bill)										
Total Funds	\$10,000,000	0.0	\$0	0.0	\$0	0.0	\$0	0.0	\$0	0.0
General Fund	\$10,000,000		\$0		\$0		\$0		\$0	
General Fund Exempt	\$0		\$0		\$0		\$0		\$0	
Cash Funds	\$0		\$0		\$0		\$0		\$0	
Cash Funds Exempt / Reappropriated Funds	\$0		\$0		\$0		\$0		\$0	
Federal Funds	\$0		\$0		\$0		\$0		\$0	

HB 08-1335 Building Excellent Schools Today Act FY 08-09 Appropriation

Total Funds	(\$10,000,000)	0.0	N/A	N/A	N/A	N/A	N/A	N/A	N/A	N/A
General Fund	(\$10,000,000)		N/A		N/A		N/A		N/A	
General Fund Exempt	\$0		N/A		N/A		N/A		N/A	
Cash Funds	\$0		N/A		N/A		N/A		N/A	
Cash Funds Exempt / Reappropriated Funds	\$0		N/A		N/A		N/A		N/A	
Federal Funds	\$0		N/A		N/A		N/A		N/A	

**Total Appropriation**

<b>Total Funds</b>	<b>\$0</b>	<b>0.0</b>	<b>\$0</b>	<b>0.0</b>	<b>\$0</b>	<b>0.0</b>	<b>\$0</b>	<b>0.0</b>	<b>\$0</b>	<b>0.0</b>
<b>General Fund</b>	<b>\$0</b>		<b>\$0</b>		<b>\$0</b>		<b>\$0</b>		<b>\$0</b>	
<b>General Fund Exempt</b>	<b>\$0</b>		<b>\$0</b>		<b>\$0</b>		<b>\$0</b>		<b>\$0</b>	
<b>Cash Funds</b>	<b>\$0</b>		<b>\$0</b>		<b>\$0</b>		<b>\$0</b>		<b>\$0</b>	
<b>Cash Funds Exempt / Reappropriated Funds</b>	<b>\$0</b>		<b>\$0</b>		<b>\$0</b>		<b>\$0</b>		<b>\$0</b>	
<b>Federal Funds</b>	<b>\$0</b>		<b>\$0</b>		<b>\$0</b>		<b>\$0</b>		<b>\$0</b>	



Colorado Department of Education  
 FY 2011-12 Budget Cycle  
 Schedule 3

(2) ASSISTANCE TO PUBLIC SCHOOLS; (C) Grant Programs, Distributions, and Other Assistance, (II) Capital Construction, School Capital Construction Expenditures Reserve Fund

	FY 2008-09		FY 2009-10		FY 2010-11		FY 2010-11		FY 2011-12	
	Actuals	FTE	Actuals	FTE	Appropriated	FTE	Estimate	FTE	Request	FTE
<b>Total Spending Authority / Request</b>										
Total Funds	\$0	0.0	\$0	0.0	\$0	0.0	\$0	0.0	\$0	0.0
General Fund	\$0		\$0		\$0		\$0		\$0	
General Fund Exempt	\$0		\$0		\$0		\$0		\$0	
Cash Funds	\$0		\$0		\$0		\$0		\$0	
Cash Funds Exempt / Reappropriated Funds	\$0		\$0		\$0		\$0		\$0	
Federal Funds	\$0		\$0		\$0		\$0		\$0	
<b>Expenditures</b>										
Total Funds	\$0	0.0	\$0	0.0	N/A	N/A	N/A	N/A	N/A	N/A
General Fund	\$0		\$0		N/A		N/A		N/A	
General Fund Exempt	\$0		\$0		N/A		N/A		N/A	
Cash Funds	\$0		\$0		N/A		N/A		N/A	
Cash Funds Exempt / Reappropriated Funds	\$0		\$0		N/A		N/A		N/A	
Federal Funds	\$0		\$0		N/A		N/A		N/A	
<b>Under/(Over) Expenditures</b>										
Total Funds	\$0	0.0	\$0	0.0	N/A	N/A	N/A	N/A	N/A	N/A
General Fund	\$0		\$0		N/A		N/A		N/A	
General Fund Exempt	\$0		\$0		N/A		N/A		N/A	
Cash Funds	\$0		\$0		N/A		N/A		N/A	
Cash Funds Exempt / Reappropriated Funds	\$0		\$0		N/A		N/A		N/A	
Federal Funds	\$0		\$0		N/A		N/A		N/A	

Colorado Department of Education  
FY 2011-12 Budget Cycle  
Schedule 3

(2) ASSISTANCE TO PUBLIC SCHOOLS; (C) Grant Programs, Distributions, and Other Assistance, (II) Capital Construction, School Construction and Renovation Fund

	FY 2008-09		FY 2009-10		FY 2010-11		FY 2010-11		FY 2011-12	
	Actuals	FTE	Actuals	FTE	Appropriated	FTE	Estimate	FTE	Request	FTE
HB 08-1375, SB 09-259, HB 10-1376, Prior Year Appropriation (Long Bill)										
Total Funds	\$10,000,000	0.0	\$0	0.0	\$0	0.0	\$0	0.0	\$0	0.0
General Fund	\$10,000,000		\$0		\$0		\$0		\$0	
General Fund Exempt	\$0		\$0		\$0		\$0		\$0	
Cash Funds	\$0		\$0		\$0		\$0		\$0	
Cash Funds Exempt / Reappropriated Funds	\$0		\$0		\$0		\$0		\$0	
Federal Funds	\$0		\$0		\$0		\$0		\$0	

HB 08-1335 Building Excellent Schools Today Act FY 08-09 Appropriation

Total Funds	(\$10,000,000)	0.0	N/A	N/A	N/A	N/A	N/A	N/A	N/A	N/A
General Fund	(\$10,000,000)		N/A		N/A		N/A		N/A	
General Fund Exempt	\$0		N/A		N/A		N/A		N/A	
Cash Funds	\$0		N/A		N/A		N/A		N/A	
Cash Funds Exempt / Reappropriated Funds	\$0		N/A		N/A		N/A		N/A	
Federal Funds	\$0		N/A		N/A		N/A		N/A	

**Total Appropriation**

<b>Total Funds</b>	<b>\$0</b>	<b>0.0</b>	<b>\$0</b>	<b>0.0</b>	<b>\$0</b>	<b>0.0</b>	<b>\$0</b>	<b>0.0</b>	<b>\$0</b>	<b>0.0</b>
<b>General Fund</b>	<b>\$0</b>		<b>\$0</b>		<b>\$0</b>		<b>\$0</b>		<b>\$0</b>	
<b>General Fund Exempt</b>	<b>\$0</b>		<b>\$0</b>		<b>\$0</b>		<b>\$0</b>		<b>\$0</b>	
<b>Cash Funds</b>	<b>\$0</b>		<b>\$0</b>		<b>\$0</b>		<b>\$0</b>		<b>\$0</b>	
<b>Cash Funds Exempt / Reappropriated Funds</b>	<b>\$0</b>		<b>\$0</b>		<b>\$0</b>		<b>\$0</b>		<b>\$0</b>	
<b>Federal Funds</b>	<b>\$0</b>		<b>\$0</b>		<b>\$0</b>		<b>\$0</b>		<b>\$0</b>	

**Total Spending Authority / Request**

<b>Total Funds</b>	<b>\$0</b>	<b>0.0</b>	<b>\$0</b>	<b>0.0</b>	<b>\$0</b>	<b>0.0</b>	<b>\$0</b>	<b>0.0</b>	<b>\$0</b>	<b>0.0</b>
<b>General Fund</b>	<b>\$0</b>		<b>\$0</b>		<b>\$0</b>		<b>\$0</b>		<b>\$0</b>	
<b>General Fund Exempt</b>	<b>\$0</b>		<b>\$0</b>		<b>\$0</b>		<b>\$0</b>		<b>\$0</b>	
<b>Cash Funds</b>	<b>\$0</b>		<b>\$0</b>		<b>\$0</b>		<b>\$0</b>		<b>\$0</b>	
<b>Cash Funds Exempt / Reappropriated Funds</b>	<b>\$0</b>		<b>\$0</b>		<b>\$0</b>		<b>\$0</b>		<b>\$0</b>	
<b>Federal Funds</b>	<b>\$0</b>		<b>\$0</b>		<b>\$0</b>		<b>\$0</b>		<b>\$0</b>	

Colorado Department of Education  
 FY 2011-12 Budget Cycle  
 Schedule 3

(2) ASSISTANCE TO PUBLIC SCHOOLS; (C) Grant Programs, Distributions, and Other Assistance, (II) Capital Construction, School Construction and Renovation Fund

	FY 2008-09		FY 2009-10		FY 2010-11		FY 2010-11		FY 2011-12	
	Actuals	FTE	Actuals	FTE	Appropriated	FTE	Estimate	FTE	Request	FTE
<b>Expenditures</b>										
Total Funds	\$0	0.0	\$0	0.0	N/A	N/A	N/A	N/A	N/A	N/A
General Fund	\$0		\$0		N/A		N/A		N/A	
General Fund Exempt	\$0		\$0		N/A		N/A		N/A	
Cash Funds	\$0		\$0		N/A		N/A		N/A	
Cash Funds Exempt / Reappropriated Funds	\$0		\$0		N/A		N/A		N/A	
Federal Funds	\$0		\$0		N/A		N/A		N/A	
<b>Under/(Over) Expenditures</b>										
Total Funds	\$0	0.0	\$0	0.0	N/A	N/A	N/A	N/A	N/A	N/A
General Fund	\$0		\$0		N/A		N/A		N/A	
General Fund Exempt	\$0		\$0		N/A		N/A		N/A	
Cash Funds	\$0		\$0		N/A		N/A		N/A	
Cash Funds Exempt / Reappropriated Funds	\$0		\$0		N/A		N/A		N/A	
Federal Funds	\$0		\$0		N/A		N/A		N/A	

Colorado Department of Education  
 FY 2011-12 Budget Cycle  
 Schedule 3

(2) ASSISTANCE TO PUBLIC SCHOOLS; (C) Grant Programs, Distributions, and Other Assistance, (II) Capital Construction, Division of Public School Capital Construction Assistance

	FY 2008-09		FY 2009-10		FY 2010-11		FY 2010-11		FY 2011-12	
	Actuals	FTE	Actuals	FTE	Appropriated	FTE	Estimate	FTE	Request	FTE
HB 08-1375, SB 09-259, HB 10-1376, Prior Year Appropriation (Long Bill)										
Total Funds	\$0	0.0	\$921,702	9.0	\$895,147	9.0	\$895,147	9.0	\$895,147	9.0
General Fund	\$0		\$0	0.0	\$0	0.0	\$0	0.0	\$0	0.0
General Fund Exempt	\$0		\$0	0.0	\$0	0.0	\$0	0.0	\$0	0.0
Cash Funds	\$0		\$921,702	9.0	\$895,147	9.0	\$895,147	9.0	\$895,147	9.0
Cash Funds Exempt / Reappropriated Funds	\$0		\$0	0.0	\$0	0.0	\$0	0.0	\$0	0.0
Federal Funds	\$0		\$0	0.0	\$0	0.0	\$0	0.0	\$0	0.0
SB 10-065 (Supplemental)										
Total Funds	\$0	0.0	(\$11,607)	0.0	N/A	N/A	N/A	N/A	N/A	N/A
General Fund	\$0		\$0		N/A		N/A		N/A	
General Fund Exempt	\$0		\$0		N/A		N/A		N/A	
Cash Funds	\$0		(\$11,607)		N/A		N/A		N/A	
Cash Funds Exempt / Reappropriated Funds	\$0		\$0		N/A		N/A		N/A	
Federal Funds	\$0		\$0		N/A		N/A		N/A	
HB 08-1335 Building Excellent Schools Today Act FY 08-09 Appropriation										
Total Funds	\$537,545	5.0	N/A	N/A	N/A	N/A	N/A	N/A	N/A	N/A
General Fund	\$0		N/A		N/A		N/A		N/A	
General Fund Exempt	\$0		N/A		N/A		N/A		N/A	
Cash Funds	\$537,545	5.0	N/A		N/A		N/A		N/A	
Cash Funds Exempt / Reappropriated Funds	\$0		N/A		N/A		N/A		N/A	
Federal Funds	\$0		N/A		N/A		N/A		N/A	
<b>Total Appropriation</b>										
Total Funds	\$537,545	5.0	\$910,095	9.0	\$895,147	9.0	\$895,147	9.0	\$895,147	9.0
General Fund	\$0		\$0	0.0	\$0	0.0	\$0	0.0	\$0	0.0
General Fund Exempt	\$0		\$0	0.0	\$0	0.0	\$0	0.0	\$0	0.0
Cash Funds	\$537,545	5.0	\$910,095	9.0	\$895,147	9.0	\$895,147	9.0	\$895,147	9.0
Cash Funds Exempt / Reappropriated Funds	\$0		\$0	0.0	\$0	0.0	\$0	0.0	\$0	0.0
Federal Funds	\$0		\$0	0.0	\$0	0.0	\$0	0.0	\$0	0.0

Colorado Department of Education  
FY 2011-12 Budget Cycle  
Schedule 3

(2) ASSISTANCE TO PUBLIC SCHOOLS; (C) Grant Programs, Distributions, and Other Assistance, (II) Capital Construction, Division of Public School Capital Construction Assistance

	FY 2008-09		FY 2009-10		FY 2010-11		FY 2010-11		FY 2011-12		
	Actuals	FTE	Actuals	FTE	Appropriated	FTE	Estimate	FTE	Request	FTE	
SB10-146 Annualization - Modify Contributions to PERA											
Total Funds	N/A	N/A	N/A	N/A	N/A	N/A	N/A	N/A		\$9,431	\$0
General Fund	N/A		N/A		N/A		N/A			\$0	
General Fund Exempt	N/A		N/A		N/A		N/A			\$0	
Cash Funds	N/A		N/A		N/A		N/A			\$9,431	
Cash Funds Exempt / Reappropriated Funds	N/A		N/A		N/A		N/A			\$0	
Federal Funds	N/A		N/A		N/A		N/A			\$0	

POTS Expenditures / Allocation

Total Funds	N/A		\$0		N/A		\$45,909			N/A	
General Fund	N/A		\$0		N/A		\$0			N/A	
General Fund Exempt	N/A		\$0		N/A		\$0			N/A	
Cash Funds	N/A		\$0		N/A		\$45,909			N/A	
Cash Funds Exempt / Reappropriated Funds	N/A		\$0		N/A		\$0			N/A	
Federal Funds	N/A		\$0		N/A		\$0			N/A	

DI - NP Statewide PERA Adjustment

Total Funds	N/A	N/A	N/A	N/A	N/A	N/A	N/A	N/A		(\$13,250)	\$0
General Fund	N/A		N/A		N/A		N/A			\$0	
General Fund Exempt	N/A		N/A		N/A		N/A			\$0	
Cash Funds	N/A		N/A		N/A		N/A			(\$13,250)	
Cash Funds Exempt / Reappropriated Funds	N/A		N/A		N/A		N/A			\$0	
Federal Funds	N/A		N/A		N/A		N/A			\$0	

**Total Spending Authority / Request**

<b>Total Funds</b>	<b>\$537,545</b>	<b>5.0</b>	<b>\$910,095</b>	<b>9.0</b>	<b>\$895,147</b>	<b>9.0</b>	<b>\$941,056</b>	<b>9.0</b>	<b>\$891,328</b>	<b>9.0</b>
<b>General Fund</b>	<b>\$0</b>		<b>\$0</b>	<b>0.0</b>	<b>\$0</b>	<b>0.0</b>	<b>\$0</b>	<b>0.0</b>	<b>\$0</b>	<b>0.0</b>
<b>General Fund Exempt</b>	<b>\$0</b>		<b>\$0</b>	<b>0.0</b>	<b>\$0</b>	<b>0.0</b>	<b>\$0</b>	<b>0.0</b>	<b>\$0</b>	<b>0.0</b>
<b>Cash Funds</b>	<b>\$537,545</b>	<b>5.0</b>	<b>\$910,095</b>	<b>9.0</b>	<b>\$895,147</b>	<b>9.0</b>	<b>\$941,056</b>	<b>9.0</b>	<b>\$891,328</b>	<b>9.0</b>
<b>Cash Funds Exempt / Reappropriated Funds</b>	<b>\$0</b>		<b>\$0</b>	<b>0.0</b>	<b>\$0</b>	<b>0.0</b>	<b>\$0</b>	<b>0.0</b>	<b>\$0</b>	<b>0.0</b>
<b>Federal Funds</b>	<b>\$0</b>		<b>\$0</b>	<b>0.0</b>	<b>\$0</b>	<b>0.0</b>	<b>\$0</b>	<b>0.0</b>	<b>\$0</b>	<b>0.0</b>

Expenditures

Colorado Department of Education  
 FY 2011-12 Budget Cycle  
 Schedule 3

(2) ASSISTANCE TO PUBLIC SCHOOLS; (C) Grant Programs, Distributions, and Other Assistance, (II) Capital Construction, Division of Public School Capital Construction Assistance

	FY 2008-09		FY 2009-10		FY 2010-11		FY 2010-11		FY 2011-12	
	Actuals	FTE	Actuals	FTE	Appropriated	FTE	Estimate	FTE	Request	FTE
Total Funds	\$503,700	4.3	\$650,749	6.2	N/A	N/A	N/A	N/A	N/A	N/A
General Fund	\$0		\$0	0.0	N/A		N/A		N/A	
General Fund Exempt	\$0		\$0	0.0	N/A		N/A		N/A	
Cash Funds	\$503,700	4.3	\$650,749	6.2	N/A		N/A		N/A	
Cash Funds Exempt / Reappropriated Funds	\$0		\$0	0.0	N/A		N/A		N/A	
Federal Funds	\$0		\$0	0.0	N/A		N/A		N/A	

**Under/(Over) Expenditures**

<b>Total Funds</b>	<b>\$33,845</b>	<b>0.7</b>	<b>\$259,346</b>	<b>2.8</b>	<b>N/A</b>	<b>N/A</b>	<b>N/A</b>	<b>N/A</b>	<b>N/A</b>	<b>N/A</b>
General Fund	\$0		\$0	0.0	N/A		N/A		N/A	
General Fund Exempt	\$0		\$0	0.0	N/A		N/A		N/A	
Cash Funds	\$33,845	0.7	\$259,346	2.8	N/A		N/A		N/A	
Cash Funds Exempt / Reappropriated Funds	\$0		\$0	0.0	N/A		N/A		N/A	
Federal Funds	\$0		\$0	0.0	N/A		N/A		N/A	

Colorado Department of Education  
 FY 2011-12 Budget Cycle  
 Schedule 3

(2) ASSISTANCE TO PUBLIC SCHOOLS; (C) Grant Programs, Distributions, and Other Assistance, (II) Capital Construction, Public School Capital Construction Assistance Board - Lease Payments

	FY 2008-09		FY 2009-10		FY 2010-11		FY 2010-11		FY 2011-12	
	Actuals	FTE	Actuals	FTE	Appropriated	FTE	Estimate	FTE	Request	FTE
HB 08-1375, SB 09-259, HB 10-1376, Prior Year Appropriation (Long Bill)										
Total Funds	\$0	0.0	\$20,000,000	0.0	\$20,000,000	0.0	\$20,000,000	0.0	\$20,000,000	0.0
General Fund	\$0		\$0		\$0		\$0		\$0	
General Fund Exempt	\$0		\$0		\$0		\$0		\$0	
Cash Funds	\$0		\$20,000,000		\$20,000,000		\$20,000,000		\$20,000,000	
Cash Funds Exempt / Reappropriated Funds	\$0		\$0		\$0		\$0		\$0	
Federal Funds	\$0		\$0		\$0		\$0		\$0	

HB 08-1335 Building Excellent Schools Today Act FY 2008-09 Appropriation

Total Funds	\$10,000,000	0.0	N/A	N/A	N/A	N/A	N/A	N/A	N/A	N/A
General Fund	\$0		N/A		N/A		N/A		N/A	
General Fund Exempt	\$0		N/A		N/A		N/A		N/A	
Cash Funds	\$10,000,000		N/A		N/A		N/A		N/A	
Cash Funds Exempt / Reappropriated Funds	\$0		N/A		N/A		N/A		N/A	
Federal Funds	\$0		N/A		N/A		N/A		N/A	

**Total Appropriation**

<b>Total Funds</b>	<b>\$10,000,000</b>	<b>0.0</b>	<b>\$20,000,000</b>	<b>0.0</b>	<b>\$20,000,000</b>	<b>0.0</b>	<b>\$20,000,000</b>	<b>0.0</b>	<b>\$20,000,000</b>	<b>0.0</b>
<b>General Fund</b>	<b>\$0</b>		<b>\$0</b>		<b>\$0</b>		<b>\$0</b>		<b>\$0</b>	
<b>General Fund Exempt</b>	<b>\$0</b>		<b>\$0</b>		<b>\$0</b>		<b>\$0</b>		<b>\$0</b>	
<b>Cash Funds</b>	<b>\$10,000,000</b>		<b>\$20,000,000</b>		<b>\$20,000,000</b>		<b>\$20,000,000</b>		<b>\$20,000,000</b>	
<b>Cash Funds Exempt / Reappropriated Funds</b>	<b>\$0</b>		<b>\$0</b>		<b>\$0</b>		<b>\$0</b>		<b>\$0</b>	
<b>Federal Funds</b>	<b>\$0</b>		<b>\$0</b>		<b>\$0</b>		<b>\$0</b>		<b>\$0</b>	

Colorado Department of Education  
 FY 2011-12 Budget Cycle  
 Schedule 3

(2) ASSISTANCE TO PUBLIC SCHOOLS; (C) Grant Programs, Distributions, and Other Assistance, (II) Capital Construction, Public School Capital Construction Assistance Board - Lease Payments

	FY 2008-09		FY 2009-10		FY 2010-11		FY 2010-11		FY 2011-12	
	Actuals	FTE	Actuals	FTE	Appropriated	FTE	Estimate	FTE	Request	FTE
<b>Total Spending Authority / Request</b>										
Total Funds	\$10,000,000	0.0	\$20,000,000	0.0	\$20,000,000	0.0	\$20,000,000	0.0	\$20,000,000	0.0
General Fund	\$0		\$0		\$0		\$0		\$0	
General Fund Exempt	\$0		\$0		\$0		\$0		\$0	
Cash Funds	\$10,000,000		\$20,000,000		\$20,000,000		\$20,000,000		\$20,000,000	
Cash Funds Exempt / Reappropriated Funds	\$0		\$0		\$0		\$0		\$0	
Federal Funds	\$0		\$0		\$0		\$0		\$0	

Expenditures

Total Funds	\$0	0.0	\$3,535,000	0.0	N/A	N/A	N/A	N/A	N/A	N/A
General Fund	\$0		\$0		N/A		N/A		N/A	
General Fund Exempt	\$0		\$0		N/A		N/A		N/A	
Cash Funds	\$0		\$3,535,000		N/A		N/A		N/A	
Cash Funds Exempt / Reappropriated Funds	\$0		\$0		N/A		N/A		N/A	
Federal Funds	\$0		\$0		N/A		N/A		N/A	

Under/(Over) Expenditures

Total Funds	\$10,000,000	0.0	\$16,465,000	0.0	N/A	N/A	N/A	N/A	N/A	N/A
General Fund	\$0		\$0		N/A		N/A		N/A	
General Fund Exempt	\$0		\$0		N/A		N/A		N/A	
Cash Funds	\$10,000,000		\$16,465,000		N/A		N/A		N/A	
Cash Funds Exempt / Reappropriated Funds	\$0		\$0		N/A		N/A		N/A	
Federal Funds	\$0		\$0		N/A		N/A		N/A	



Colorado Department of Education  
FY 2011-12 Budget Cycle  
Schedule 3

(2) ASSISTANCE TO PUBLIC SCHOOLS; (C) Grant Programs, Distributions, and Other Assistance, (II) Capital Construction, Financial Assistance Priority Assessment

	FY 2008-09		FY 2009-10		FY 2010-11		FY 2010-11		FY 2011-12	
	Actuals	FTE	Actuals	FTE	Appropriated	FTE	Estimate	FTE	Request	FTE

HB 08-1375, SB 09-259, HB 10-1376, Prior Year Appropriation (Long Bill)

Total Funds	\$0	0.0	\$7,850,000	0.0	\$396,000	0.0	\$396,000	0.0	\$396,000	0.0
General Fund	\$0		\$0		\$0		\$0		\$0	
General Fund Exempt	\$0		\$0		\$0		\$0		\$0	
Cash Funds	\$0		\$7,850,000		\$396,000		\$396,000		\$396,000	
Cash Funds Exempt / Reappropriated Funds	\$0		\$0		\$0		\$0		\$0	
Federal Funds	\$0		\$0		\$0		\$0		\$0	

HB 08-1335 Building Excellent Schools Today Act FY 08-09 Appropriation

Total Funds	\$12,300,000	0.0	\$0	0.0	N/A	N/A	N/A	N/A	N/A	N/A
General Fund	\$0		\$0		N/A		N/A		N/A	
General Fund Exempt	\$0		\$0		N/A		N/A		N/A	
Cash Funds	\$12,300,000		\$0		N/A		N/A		N/A	
Cash Funds Exempt / Reappropriated Funds	\$0		\$0		N/A		N/A		N/A	
Federal Funds	\$0		\$0		N/A		N/A		N/A	

**Total Appropriation**

<b>Total Funds</b>	<b>\$12,300,000</b>	<b>0.0</b>	<b>\$7,850,000</b>	<b>0.0</b>	<b>\$396,000</b>	<b>0.0</b>	<b>\$396,000</b>	<b>0.0</b>	<b>\$396,000</b>	<b>0.0</b>
<b>General Fund</b>	<b>\$0</b>		<b>\$0</b>		<b>\$0</b>		<b>\$0</b>		<b>\$0</b>	
<b>General Fund Exempt</b>	<b>\$0</b>		<b>\$0</b>		<b>\$0</b>		<b>\$0</b>		<b>\$0</b>	
<b>Cash Funds</b>	<b>\$12,300,000</b>		<b>\$7,850,000</b>		<b>\$396,000</b>		<b>\$396,000</b>		<b>\$396,000</b>	
<b>Cash Funds Exempt / Reappropriated Funds</b>	<b>\$0</b>		<b>\$0</b>		<b>\$0</b>		<b>\$0</b>		<b>\$0</b>	
<b>Federal Funds</b>	<b>\$0</b>		<b>\$0</b>		<b>\$0</b>		<b>\$0</b>		<b>\$0</b>	

**Total Spending Authority / Request**

<b>Total Funds</b>	<b>\$12,300,000</b>	<b>0.0</b>	<b>\$7,850,000</b>	<b>0.0</b>	<b>\$396,000</b>	<b>0.0</b>	<b>\$396,000</b>	<b>0.0</b>	<b>\$396,000</b>	<b>0.0</b>
<b>General Fund</b>	<b>\$0</b>		<b>\$0</b>		<b>\$0</b>		<b>\$0</b>		<b>\$0</b>	
<b>General Fund Exempt</b>	<b>\$0</b>		<b>\$0</b>		<b>\$0</b>		<b>\$0</b>		<b>\$0</b>	
<b>Cash Funds</b>	<b>\$12,300,000</b>		<b>\$7,850,000</b>		<b>\$396,000</b>		<b>\$396,000</b>		<b>\$396,000</b>	
<b>Cash Funds Exempt / Reappropriated Funds</b>	<b>\$0</b>		<b>\$0</b>		<b>\$0</b>		<b>\$0</b>		<b>\$0</b>	
<b>Federal Funds</b>	<b>\$0</b>		<b>\$0</b>		<b>\$0</b>		<b>\$0</b>		<b>\$0</b>	

Colorado Department of Education  
 FY 2011-12 Budget Cycle  
 Schedule 3

(2) ASSISTANCE TO PUBLIC SCHOOLS; (C) Grant Programs, Distributions, and Other Assistance, (II) Capital Construction, Financial Assistance Priority Assessment

	FY 2008-09		FY 2009-10		FY 2010-11		FY 2010-11		FY 2011-12	
	Actuals	FTE	Actuals	FTE	Appropriated	FTE	Estimate	FTE	Request	FTE
<b>Expenditures</b>										
Total Funds	\$4,450,000	0.0	\$7,595,721	0.0	N/A	N/A	N/A	N/A	N/A	N/A
General Fund	\$0		\$0		N/A		N/A		N/A	
General Fund Exempt	\$0		\$0		N/A		N/A		N/A	
Cash Funds	\$4,450,000		\$7,595,721		N/A		N/A		N/A	
Cash Funds Exempt / Reappropriated Funds	\$0		\$0		N/A		N/A		N/A	
Federal Funds	\$0		\$0		N/A		N/A		N/A	
<b>Under/(Over) Expenditures</b>										
Total Funds	\$7,850,000	0.0	\$254,279	0.0	N/A	N/A	N/A	N/A	N/A	N/A
General Fund	\$0		\$0		N/A		N/A		N/A	
General Fund Exempt	\$0		\$0		N/A		N/A		N/A	
Cash Funds	\$7,850,000		\$254,279		N/A		N/A		N/A	
Cash Funds Exempt / Reappropriated Funds	\$0		\$0		N/A		N/A		N/A	
Federal Funds	\$0		\$0		N/A		N/A		N/A	

Colorado Department of Education  
 FY 2011-12 Budget Cycle  
 Schedule 3

(2) ASSISTANCE TO PUBLIC SCHOOLS; (C) Grant Programs, Distributions, and Other Assistance, (II) Capital Construction, Full-day Kindergarten Facility Capital Construction Fund

	FY 2008-09		FY 2009-10		FY 2010-11		FY 2010-11		FY 2011-12	
	Actuals	FTE	Actuals	FTE	Appropriated	FTE	Estimate	FTE	Request	FTE
HB 08-1375, SB 09-259, HB 10-1376, Prior Year Appropriation (Long Bill)										
Total Funds	\$0	0.0	\$0	0.0	\$0	0.0	\$0	0.0	\$0	0.0
General Fund	\$0		\$0		\$0		\$0		\$0	
General Fund Exempt	\$0		\$0		\$0		\$0		\$0	
Cash Funds	\$0		\$0		\$0		\$0		\$0	
Cash Funds Exempt / Reappropriated Funds	\$0		\$0		\$0		\$0		\$0	
Federal Funds	\$0		\$0		\$0		\$0		\$0	

SB 09-185 Concerning Supplemental Appropriation

Total Funds	(\$34,500,000)	0.0	\$0	0.0	N/A	N/A	N/A	N/A	N/A	N/A
General Fund	\$0		\$0		N/A		N/A		N/A	
General Fund Exempt	\$0		\$0		N/A		N/A		N/A	
Cash Funds	(\$34,500,000)		\$0		N/A		N/A		N/A	
Cash Funds Exempt / Reappropriated Funds	\$0		\$0		N/A		N/A		N/A	
Federal Funds	\$0		\$0		N/A		N/A		N/A	

HB 08-1388 School Finance Act FY 08-09 Appropriation

Total Funds	\$34,500,000	0.0	\$0	0.0	N/A	N/A	N/A	N/A	N/A	N/A
General Fund	\$0		\$0		N/A		N/A		N/A	
General Fund Exempt	\$0		\$0		N/A		N/A		N/A	
Cash Funds	\$34,500,000		\$0		N/A		N/A		N/A	
Cash Funds Exempt / Reappropriated Funds	\$0		\$0		N/A		N/A		N/A	
Federal Funds	\$0		\$0		N/A		N/A		N/A	

**Total Appropriation**

<b>Total Funds</b>	<b>\$0</b>	<b>0.0</b>	<b>\$0</b>	<b>0.0</b>	<b>\$0</b>	<b>0.0</b>	<b>\$0</b>	<b>0.0</b>	<b>\$0</b>	<b>0.0</b>
<b>General Fund</b>	<b>\$0</b>		<b>\$0</b>		<b>\$0</b>		<b>\$0</b>		<b>\$0</b>	
<b>General Fund Exempt</b>	<b>\$0</b>		<b>\$0</b>		<b>\$0</b>		<b>\$0</b>		<b>\$0</b>	
<b>Cash Funds</b>	<b>\$0</b>		<b>\$0</b>		<b>\$0</b>		<b>\$0</b>		<b>\$0</b>	
<b>Cash Funds Exempt / Reappropriated Funds</b>	<b>\$0</b>		<b>\$0</b>		<b>\$0</b>		<b>\$0</b>		<b>\$0</b>	
<b>Federal Funds</b>	<b>\$0</b>		<b>\$0</b>		<b>\$0</b>		<b>\$0</b>		<b>\$0</b>	

Colorado Department of Education  
 FY 2011-12 Budget Cycle  
 Schedule 3

(2) ASSISTANCE TO PUBLIC SCHOOLS; (C) Grant Programs, Distributions, and Other Assistance, (II) Capital Construction, Full-day Kindergarten Facility Capital Construction Fund

	FY 2008-09		FY 2009-10		FY 2010-11		FY 2010-11		FY 2011-12	
	Actuals	FTE	Actuals	FTE	Appropriated	FTE	Estimate	FTE	Request	FTE
<b>Total Spending Authority / Request</b>										
<b>Total Funds</b>	\$0	0.0	\$0	0.0	\$0	0.0	\$0	0.0	\$0	0.0
<b>General Fund</b>	\$0		\$0		\$0		\$0		\$0	
<b>General Fund Exempt</b>	\$0		\$0		\$0		\$0		\$0	
<b>Cash Funds</b>	\$0		\$0		\$0		\$0		\$0	
<b>Cash Funds Exempt / Reappropriated Funds</b>	\$0		\$0		\$0		\$0		\$0	
<b>Federal Funds</b>	\$0		\$0		\$0		\$0		\$0	
<b>Expenditures</b>										
<b>Total Funds</b>	\$0	0.0	\$0	0.0	N/A	N/A	N/A	N/A	N/A	N/A
<b>General Fund</b>	\$0		\$0		N/A		N/A		N/A	
<b>General Fund Exempt</b>	\$0		\$0		N/A		N/A		N/A	
<b>Cash Funds</b>	\$0		\$0		N/A		N/A		N/A	
<b>Cash Funds Exempt / Reappropriated Funds</b>	\$0		\$0		N/A		N/A		N/A	
<b>Federal Funds</b>	\$0		\$0		N/A		N/A		N/A	
<b>Under/(Over) Expenditures</b>										
<b>Total Funds</b>	\$0	0.0	\$0	0.0	N/A	N/A	N/A	N/A	N/A	N/A
<b>General Fund</b>	\$0		\$0		N/A		N/A		N/A	
<b>General Fund Exempt</b>	\$0		\$0		N/A		N/A		N/A	
<b>Cash Funds</b>	\$0		\$0		N/A		N/A		N/A	
<b>Cash Funds Exempt / Reappropriated Funds</b>	\$0		\$0		N/A		N/A		N/A	
<b>Federal Funds</b>	\$0		\$0		N/A		N/A		N/A	

Colorado Department of Education  
 FY 2011-12 Budget Cycle  
 Schedule 3

(2) ASSISTANCE TO PUBLIC SCHOOLS; (C) Grant Programs, Distributions, and Other Assistance, (II) Capital Construction, Charter School Capital Construction

	FY 2008-09		FY 2009-10		FY 2010-11		FY 2010-11		FY 2011-12	
	Actuals	FTE	Actuals	FTE	Appropriated	FTE	Estimate	FTE	Request	FTE
HB 08-1375, SB 09-259, HB 10-1376, Prior Year Appropriation (Long Bill)										
Total Funds	\$5,000,000	0.0	\$5,000,000	0.0	\$5,000,000	0.0	\$5,000,000	0.0	\$5,000,000	0.0
General Fund	\$0		\$0		\$0		\$0		\$0	
General Fund Exempt	\$0		\$0		\$0		\$0		\$0	
Cash Funds	\$5,000,000		\$5,000,000		\$5,000,000		\$5,000,000		\$5,000,000	
Cash Funds Exempt / Reappropriated Funds	\$0		\$0		\$0		\$0		\$0	
Federal Funds	\$0		\$0		\$0		\$0		\$0	

HB 08-1388 School Finance Act FY 08-09 Appropriation

Total Funds	\$5,000,000	0.0	N/A	N/A	N/A	N/A	N/A	N/A	N/A	N/A
General Fund	\$0		N/A		N/A		N/A		N/A	
General Fund Exempt	\$0		N/A		N/A		N/A		N/A	
Cash Funds	\$5,000,000		N/A		N/A		N/A		N/A	
Cash Funds Exempt / Reappropriated Funds	\$0		N/A		N/A		N/A		N/A	
Federal Funds	\$0		N/A		N/A		N/A		N/A	

SB 09-215 Modifications to Financing of Public Schools

Total Funds	(\$4,865,000)	0.0	N/A	N/A	N/A	N/A	N/A	N/A	N/A	N/A
General Fund	\$0		N/A		N/A		N/A		N/A	
General Fund Exempt	\$0		N/A		N/A		N/A		N/A	
Cash Funds	(\$4,865,000)		N/A		N/A		N/A		N/A	
Cash Funds Exempt / Reappropriated Funds	\$0		N/A		N/A		N/A		N/A	
Federal Funds	\$0		N/A		N/A		N/A		N/A	

**Total Appropriation**

<b>Total Funds</b>	<b>\$5,135,000</b>	<b>0.0</b>	<b>\$5,000,000</b>	<b>0.0</b>	<b>\$5,000,000</b>	<b>0.0</b>	<b>\$5,000,000</b>	<b>0.0</b>	<b>\$5,000,000</b>	<b>0.0</b>
<b>General Fund</b>	<b>\$0</b>		<b>\$0</b>		<b>\$0</b>		<b>\$0</b>		<b>\$0</b>	
<b>General Fund Exempt</b>	<b>\$0</b>		<b>\$0</b>		<b>\$0</b>		<b>\$0</b>		<b>\$0</b>	
<b>Cash Funds</b>	<b>\$5,135,000</b>		<b>\$5,000,000</b>		<b>\$5,000,000</b>		<b>\$5,000,000</b>		<b>\$5,000,000</b>	
<b>Cash Funds Exempt / Reappropriated Funds</b>	<b>\$0</b>		<b>\$0</b>		<b>\$0</b>		<b>\$0</b>		<b>\$0</b>	
<b>Federal Funds</b>	<b>\$0</b>		<b>\$0</b>		<b>\$0</b>		<b>\$0</b>		<b>\$0</b>	

Colorado Department of Education  
 FY 2011-12 Budget Cycle  
 Schedule 3

(2) ASSISTANCE TO PUBLIC SCHOOLS; (C) Grant Programs, Distributions, and Other Assistance, (II) Capital Construction, Charter School Capital Construction

	FY 2008-09		FY 2009-10		FY 2010-11		FY 2010-11		FY 2011-12	
	Actuals	FTE	Actuals	FTE	Appropriated	FTE	Estimate	FTE	Request	FTE
<b>Total Spending Authority / Request</b>										
<b>Total Funds</b>	\$5,135,000	0.0	\$5,000,000	0.0	\$5,000,000	0.0	\$5,000,000	0.0	\$5,000,000	0.0
General Fund	\$0		\$0		\$0		\$0		\$0	
General Fund Exempt	\$0		\$0		\$0		\$0		\$0	
Cash Funds	\$5,135,000		\$5,000,000		\$5,000,000		\$5,000,000		\$5,000,000	
Cash Funds Exempt / Reappropriated Funds	\$0		\$0		\$0		\$0		\$0	
Federal Funds	\$0		\$0		\$0		\$0		\$0	

Expenditures

Total Funds	\$5,135,000	0.0	\$5,000,000	0.0	N/A	N/A	N/A	N/A	N/A	N/A
General Fund	\$0		\$0		N/A		N/A		N/A	
General Fund Exempt	\$0		\$0		N/A		N/A		N/A	
Cash Funds	\$5,135,000		\$5,000,000		N/A		N/A		N/A	
Cash Funds Exempt / Reappropriated Funds	\$0		\$0		N/A		N/A		N/A	
Federal Funds	\$0		\$0		N/A		N/A		N/A	

Under/(Over) Expenditures

<b>Total Funds</b>	\$0	0.0	\$0	0.0	N/A	N/A	N/A	N/A	N/A	N/A
General Fund	\$0		\$0		N/A		N/A		N/A	
General Fund Exempt	\$0		\$0		N/A		N/A		N/A	
Cash Funds	\$0		\$0		N/A		N/A		N/A	
Cash Funds Exempt / Reappropriated Funds	\$0		\$0		N/A		N/A		N/A	
Federal Funds	\$0		\$0		N/A		N/A		N/A	

Colorado Department of Education  
 FY 2011-12 Budget Cycle  
 Schedule 3

(2) ASSISTANCE TO PUBLIC SCHOOLS; (C) Grant Programs, Distributions, and Other Assistance, (II) Capital Construction, State Charter School Institute Capital Construction Assistance

	FY 2008-09		FY 2009-10		FY 2010-11		FY 2010-11		FY 2011-12	
	Actuals	FTE	Actuals	FTE	Appropriated	FTE	Estimate	FTE	Request	FTE

HB 08-1375, SB 09-259, HB 10-1376, Prior Year Appropriation (Long Bill)

Total Funds	\$0	0.0	\$0	0.0	\$875,636	0.0	\$875,636	0.0	\$875,636	0.0
General Fund	\$0		\$0		\$0		\$0		\$0	
General Fund Exempt	\$0		\$0		\$0		\$0		\$0	
Cash Funds	\$0		\$0		\$875,636		\$875,636		\$875,636	
Cash Funds Exempt / Reappropriated Funds	\$0		\$0		\$0		\$0		\$0	
Federal Funds	\$0		\$0		\$0		\$0		\$0	

SB 09-089 State Charter School Institute

Total Funds	\$0	0.0	\$365,226	0.0	\$0	0.0	N/A	N/A	N/A	N/A
General Fund	\$0		\$0		\$0		N/A		N/A	
General Fund Exempt	\$0		\$0		\$0		N/A		N/A	
Cash Funds	\$0		\$365,226		\$0		N/A		N/A	
Cash Funds Exempt / Reappropriated Funds	\$0		\$0		\$0		N/A		N/A	
Federal Funds	\$0		\$0		\$0		N/A		N/A	

**Total Appropriation**

<b>Total Funds</b>	<b>\$0</b>	<b>0.0</b>	<b>\$365,226</b>	<b>0.0</b>	<b>\$875,636</b>	<b>0.0</b>	<b>\$875,636</b>	<b>0.0</b>	<b>\$875,636</b>	<b>0.0</b>
<b>General Fund</b>	<b>\$0</b>		<b>\$0</b>		<b>\$0</b>		<b>\$0</b>		<b>\$0</b>	
<b>General Fund Exempt</b>	<b>\$0</b>		<b>\$0</b>		<b>\$0</b>		<b>\$0</b>		<b>\$0</b>	
<b>Cash Funds</b>	<b>\$0</b>		<b>\$365,226</b>		<b>\$875,636</b>		<b>\$875,636</b>		<b>\$875,636</b>	
<b>Cash Funds Exempt / Reappropriated Funds</b>	<b>\$0</b>		<b>\$0</b>		<b>\$0</b>		<b>\$0</b>		<b>\$0</b>	
<b>Federal Funds</b>	<b>\$0</b>		<b>\$0</b>		<b>\$0</b>		<b>\$0</b>		<b>\$0</b>	

Colorado Department of Education  
 FY 2011-12 Budget Cycle  
 Schedule 3

(2) ASSISTANCE TO PUBLIC SCHOOLS; (C) Grant Programs, Distributions, and Other Assistance, (II) Capital Construction, State Charter School Institute Capital Construction Assistance

	FY 2008-09		FY 2009-10		FY 2010-11		FY 2010-11		FY 2011-12	
	Actuals	FTE	Actuals	FTE	Appropriated	FTE	Estimate	FTE	Request	FTE
<b>Total Spending Authority / Request</b>										
Total Funds	\$0	0.0	\$365,226	0.0	\$875,636	0.0	\$875,636	0.0	\$875,636	0.0
General Fund	\$0		\$0		\$0		\$0		\$0	
General Fund Exempt	\$0		\$0		\$0		\$0		\$0	
Cash Funds	\$0		\$365,226		\$875,636		\$875,636		\$875,636	
Cash Funds Exempt / Reappropriated Funds	\$0		\$0		\$0		\$0		\$0	
Federal Funds	\$0		\$0		\$0		\$0		\$0	

Expenditures

Total Funds	\$0	0.0	\$0	0.0	N/A	N/A	N/A	N/A	N/A	N/A
General Fund	\$0		\$0		N/A		N/A		N/A	
General Fund Exempt	\$0		\$0		N/A		N/A		N/A	
Cash Funds	\$0		\$0		N/A		N/A		N/A	
Cash Funds Exempt / Reappropriated Funds	\$0		\$0		N/A		N/A		N/A	
Federal Funds	\$0		\$0		N/A		N/A		N/A	

Under/(Over) Expenditures

Total Funds	\$0	0.0	\$365,226	0.0	N/A	N/A	N/A	N/A	N/A	N/A
General Fund	\$0		\$0		N/A		N/A		N/A	
General Fund Exempt	\$0		\$0		N/A		N/A		N/A	
Cash Funds	\$0		\$365,226		N/A		N/A		N/A	
Cash Funds Exempt / Reappropriated Funds	\$0		\$0		N/A		N/A		N/A	
Federal Funds	\$0		\$0		N/A		N/A		N/A	



Colorado Department of Education  
FY 2011-12 Budget Cycle  
Schedule 3

(2) ASSISTANCE TO PUBLIC SCHOOLS; (C) Grant Programs, Distributions, and Other Assistance, (III) Reading and Literacy, Federal Title I Reading First Grant

	FY 2008-09		FY 2009-10		FY 2010-11		FY 2010-11		FY 2011-12	
	Actuals	FTE	Actuals	FTE	Appropriated	FTE	Estimate	FTE	Request	FTE

HB 08-1375, SB 09-259, HB 10-1376, Prior Year Appropriation (Long Bill)

Total Funds	\$10,918,897	15.4	\$10,962,813	15.4	\$300,000	0.0	\$300,000	0.0	\$0	0.0
General Fund	\$0		\$0	0.0	\$0	0.0	\$0	0.0	\$0	0.0
General Fund Exempt	\$0		\$0	0.0	\$0	0.0	\$0	0.0	\$0	0.0
Cash Funds	\$0		\$0	0.0	\$0	0.0	\$0	0.0	\$0	0.0
Cash Funds Exempt / Reappropriated Funds	\$0		\$0	0.0	\$0	0.0	\$0	0.0	\$0	0.0
Federal Funds	\$10,918,897	15.4	\$10,962,813	15.4	\$300,000	0.0	\$300,000	0.0	\$0	0.0

SB 10-065 (Supplemental)

Total Funds	\$0	0.0	(\$19,581)	0.0	N/A	N/A	N/A	N/A	N/A	N/A
General Fund	\$0		\$0		N/A		N/A		N/A	
General Fund Exempt	\$0		\$0		N/A		N/A		N/A	
Cash Funds	\$0		\$0		N/A		N/A		N/A	
Cash Funds Exempt / Reappropriated Funds	\$0		\$0		N/A		N/A		N/A	
Federal Funds	\$0		(\$19,581)		N/A		N/A		N/A	

**Total Appropriation**

<b>Total Funds</b>	<b>\$10,918,897</b>	<b>15.4</b>	<b>\$10,943,232</b>	<b>15.4</b>	<b>\$300,000</b>	<b>0.0</b>	<b>\$300,000</b>	<b>0.0</b>	<b>\$0</b>	<b>0.0</b>
<b>General Fund</b>	<b>\$0</b>		<b>\$0</b>	<b>0.0</b>	<b>\$0</b>	<b>0.0</b>	<b>\$0</b>	<b>0.0</b>	<b>\$0</b>	<b>0.0</b>
<b>General Fund Exempt</b>	<b>\$0</b>		<b>\$0</b>	<b>0.0</b>	<b>\$0</b>	<b>0.0</b>	<b>\$0</b>	<b>0.0</b>	<b>\$0</b>	<b>0.0</b>
<b>Cash Funds</b>	<b>\$0</b>		<b>\$0</b>	<b>0.0</b>	<b>\$0</b>	<b>0.0</b>	<b>\$0</b>	<b>0.0</b>	<b>\$0</b>	<b>0.0</b>
<b>Cash Funds Exempt / Reappropriated Funds</b>	<b>\$0</b>		<b>\$0</b>	<b>0.0</b>	<b>\$0</b>	<b>0.0</b>	<b>\$0</b>	<b>0.0</b>	<b>\$0</b>	<b>0.0</b>
<b>Federal Funds</b>	<b>\$10,918,897</b>	<b>15.4</b>	<b>\$10,943,232</b>	<b>15.4</b>	<b>\$300,000</b>	<b>0.0</b>	<b>\$300,000</b>	<b>0.0</b>	<b>\$0</b>	<b>0.0</b>

Restrict Federal Funds

Total Funds	N/A		(\$5,126,432)	0.0	\$0	0.0	\$0	0.0	N/A	
General Fund	N/A		\$0		\$0		\$0		N/A	
General Fund Exempt	N/A		\$0		\$0		\$0		N/A	
Cash Funds	N/A		\$0		\$0		\$0		N/A	
Cash Funds Exempt / Reappropriated Funds	N/A		\$0		\$0		\$0		N/A	
Federal Funds	N/A		(\$5,126,432)		\$0		\$0		N/A	

Colorado Department of Education  
FY 2011-12 Budget Cycle  
Schedule 3

(2) ASSISTANCE TO PUBLIC SCHOOLS; (C) Grant Programs, Distributions, and Other Assistance, (III) Reading and Literacy, Federal Title I Reading First Grant

	FY 2008-09		FY 2009-10		FY 2010-11		FY 2010-11		FY 2011-12	
	Actuals	FTE	Actuals	FTE	Appropriated	FTE	Estimate	FTE	Request	FTE
<b>New Grant Award</b>										
Total Funds	\$3,254,295	0.0	N/A	N/A	N/A	N/A	N/A	N/A	N/A	N/A
General Fund	\$0		N/A		N/A		N/A		N/A	
General Fund Exempt	\$0		N/A		N/A		N/A		N/A	
Cash Funds	\$0		N/A		N/A		N/A		N/A	
Cash Funds Exempt / Reappropriated Funds	\$0		N/A		N/A		N/A		N/A	
Federal Funds	\$3,254,295		N/A		N/A		N/A		N/A	

**Total Spending Authority / Request**

<b>Total Funds</b>	<b>\$10,918,897</b>	<b>15.4</b>	<b>\$5,816,800</b>	<b>15.4</b>	<b>\$300,000</b>	<b>0.0</b>	<b>\$300,000</b>	<b>0.0</b>	<b>\$0</b>	<b>0.0</b>
General Fund	\$0		\$0	0.0	\$0	0.0	\$0	0.0	\$0	0.0
General Fund Exempt	\$0		\$0	0.0	\$0	0.0	\$0	0.0	\$0	0.0
Cash Funds	\$0		\$0	0.0	\$0	0.0	\$0	0.0	\$0	0.0
Cash Funds Exempt / Reappropriated Funds	\$0		\$0	0.0	\$0	0.0	\$0	0.0	\$0	0.0
Federal Funds	\$10,918,897	15.4	\$5,816,800	15.4	\$300,000	0.0	\$300,000	0.0	\$0	0.0

**Expenditures**

Total Funds	\$8,336,811	11.1	\$3,962,715	6.8	N/A	N/A	N/A	N/A	N/A	N/A
General Fund	\$0		\$0	0.0	N/A		N/A		N/A	
General Fund Exempt	\$0		\$0	0.0	N/A		N/A		N/A	
Cash Funds	\$0		\$0	0.0	N/A		N/A		N/A	
Cash Funds Exempt / Reappropriated Funds	\$0		\$0	0.0	N/A		N/A		N/A	
Federal Funds	\$8,336,811	11.1	\$3,962,715	6.8	N/A		N/A		N/A	

**Under/(Over) Expenditures**

<b>Total Funds</b>	<b>\$2,582,086</b>	<b>4.3</b>	<b>\$1,854,085</b>	<b>8.6</b>	<b>N/A</b>	<b>N/A</b>	<b>N/A</b>	<b>N/A</b>	<b>N/A</b>	<b>N/A</b>
General Fund	\$0		\$0	0.0	N/A		N/A		N/A	
General Fund Exempt	\$0		\$0	0.0	N/A		N/A		N/A	
Cash Funds	\$0		\$0	0.0	N/A		N/A		N/A	
Cash Funds Exempt / Reappropriated Funds	\$0		\$0	0.0	N/A		N/A		N/A	
Federal Funds	\$2,582,086	4.3	\$1,854,085	8.6	N/A		N/A		N/A	

Colorado Department of Education  
FY 2011-12 Budget Cycle  
Schedule 3

(2) ASSISTANCE TO PUBLIC SCHOOLS; (C) Grant Programs, Distributions, and Other Assistance, (III) Reading and Literacy, Read-to-Achieve Grant Program

	FY 2008-09		FY 2009-10		FY 2010-11		FY 2010-11		FY 2011-12	
	Actuals	FTE	Actuals	FTE	Appropriated	FTE	Estimate	FTE	Request	FTE
HB 08-1375, SB 09-259, HB 10-1376, Prior Year Appropriation (Long Bill)										
Total Funds	\$6,675,177	1.0	\$6,675,000	1.0	\$6,500,000	1.0	\$6,500,000	1.0	\$6,290,713	1.0
General Fund	\$0		\$0	0.0	\$0	0.0	\$0	0.0	\$0	0.0
General Fund Exempt	\$0		\$0	0.0	\$0	0.0	\$0	0.0	\$0	0.0
Cash Funds	\$6,675,177	1.0	\$6,675,000	1.0	\$6,500,000	1.0	\$6,500,000	1.0	\$6,290,713	1.0
Cash Funds Exempt / Reappropriated Funds	\$0		\$0	0.0	\$0	0.0	\$0	0.0	\$0	0.0
Federal Funds	\$0		\$0	0.0	\$0	0.0	\$0	0.0	\$0	0.0

SB 09-185, SB10-065 Concerning Supplemental Appropriation

Total Funds	(\$150,669)	0.0	(\$1,821)	0.0	N/A	N/A	N/A	N/A	N/A	N/A
General Fund	\$0		\$0		N/A		N/A		N/A	
General Fund Exempt	\$0		\$0		N/A		N/A		N/A	
Cash Funds	(\$150,669)		(\$1,821)		N/A		N/A		N/A	
Cash Funds Exempt / Reappropriated Funds	\$0		\$0		N/A		N/A		N/A	
Federal Funds	\$0		\$0		N/A		N/A		N/A	

SB 09-256 School Finance Act

Total Funds	\$0	0.0	(\$1,000,000)	0.0	N/A	N/A	N/A	N/A	N/A	N/A
General Fund	\$0		\$0		N/A		N/A		N/A	
General Fund Exempt	\$0		\$0		N/A		N/A		N/A	
Cash Funds	\$0		(\$1,000,000)		N/A		N/A		N/A	
Cash Funds Exempt / Reappropriated Funds	\$0		\$0		N/A		N/A		N/A	
Federal Funds	\$0		\$0		N/A		N/A		N/A	

SB 09-269 Adjust Tobacco Settlement Moneys Allocation

Total Funds	\$0	0.0	(\$1,165,296)	0.0	N/A	N/A	N/A	N/A	N/A	N/A
General Fund	\$0		\$0		N/A		N/A		N/A	
General Fund Exempt	\$0		\$0		N/A		N/A		N/A	
Cash Funds	\$0		(\$1,165,296)		N/A		N/A		N/A	
Cash Funds Exempt / Reappropriated Funds	\$0		\$0		N/A		N/A		N/A	
Federal Funds	\$0		\$0		N/A		N/A		N/A	

Colorado Department of Education  
 FY 2011-12 Budget Cycle  
 Schedule 3

(2) ASSISTANCE TO PUBLIC SCHOOLS; (C) Grant Programs, Distributions, and Other Assistance, (III) Reading and Literacy, Read-to-Achieve Grant Program

	FY 2008-09		FY 2009-10		FY 2010-11		FY 2010-11		FY 2011-12	
	Actuals	FTE	Actuals	FTE	Appropriated	FTE	Estimate	FTE	Request	FTE
SB 10-054, Education Services for Juveniles Charged as Adults										
Total Funds	\$0	0.0	\$0	0.0	(\$209,287)	0.0	(\$209,287)	0.0	N/A	N/A
General Fund	\$0		\$0		\$0		\$0		N/A	
General Fund Exempt	\$0		\$0		\$0		\$0		N/A	
Cash Funds	\$0		\$0		(\$209,287)		(\$209,287)		N/A	
Cash Funds Exempt / Reappropriated Funds	\$0		\$0		\$0		\$0		N/A	
Federal Funds	\$0		\$0		\$0		\$0		N/A	

**Total Appropriation**

<b>Total Funds</b>	<b>\$6,524,508</b>	<b>1.0</b>	<b>\$4,507,883</b>	<b>1.0</b>	<b>\$6,290,713</b>	<b>1.0</b>	<b>\$6,290,713</b>	<b>1.0</b>	<b>\$6,290,713</b>	<b>1.0</b>
<b>General Fund</b>	<b>\$0</b>		<b>\$0</b>	<b>0.0</b>	<b>\$0</b>	<b>0.0</b>	<b>\$0</b>	<b>0.0</b>	<b>\$0</b>	<b>0.0</b>
<b>General Fund Exempt</b>	<b>\$0</b>		<b>\$0</b>	<b>0.0</b>	<b>\$0</b>	<b>0.0</b>	<b>\$0</b>	<b>0.0</b>	<b>\$0</b>	<b>0.0</b>
<b>Cash Funds</b>	<b>\$6,524,508</b>	<b>1.0</b>	<b>\$4,507,883</b>	<b>1.0</b>	<b>\$6,290,713</b>	<b>1.0</b>	<b>\$6,290,713</b>	<b>1.0</b>	<b>\$6,290,713</b>	<b>1.0</b>
<b>Cash Funds Exempt / Reappropriated Funds</b>	<b>\$0</b>		<b>\$0</b>	<b>0.0</b>	<b>\$0</b>	<b>0.0</b>	<b>\$0</b>	<b>0.0</b>	<b>\$0</b>	<b>0.0</b>
<b>Federal Funds</b>	<b>\$0</b>		<b>\$0</b>	<b>0.0</b>	<b>\$0</b>	<b>0.0</b>	<b>\$0</b>	<b>0.0</b>	<b>\$0</b>	<b>0.0</b>

SB10-146 Annualization - Modify Contributions to PERA

Total Funds	N/A	N/A	N/A	N/A	N/A	N/A	N/A	N/A	\$1,480	\$0
General Fund	N/A		N/A		N/A		N/A		\$0	
General Fund Exempt	N/A		N/A		N/A		N/A		\$0	
Cash Funds	N/A		N/A		N/A		N/A		\$1,480	
Cash Funds Exempt / Reappropriated Funds	N/A		N/A		N/A		N/A		\$0	
Federal Funds	N/A		N/A		N/A		N/A		\$0	

DI - NP Statewide PERA Adjustment

Total Funds	N/A	N/A	N/A	N/A	N/A	N/A	N/A	N/A	(\$1,800)	\$0
General Fund	N/A		N/A		N/A		N/A		\$0	
General Fund Exempt	N/A		N/A		N/A		N/A		\$0	
Cash Funds	N/A		N/A		N/A		N/A		(\$1,800)	
Cash Funds Exempt / Reappropriated Funds	N/A		N/A		N/A		N/A		\$0	
Federal Funds	N/A		N/A		N/A		N/A		\$0	

**Total Spending Authority / Request**

Colorado Department of Education  
 FY 2011-12 Budget Cycle  
 Schedule 3

(2) ASSISTANCE TO PUBLIC SCHOOLS; (C) Grant Programs, Distributions, and Other Assistance, (III) Reading and Literacy, Read-to-Achieve Grant Program

	FY 2008-09		FY 2009-10		FY 2010-11		FY 2010-11		FY 2011-12	
	Actuals	FTE	Actuals	FTE	Appropriated	FTE	Estimate	FTE	Request	FTE
<b>Total Funds</b>	<b>\$6,524,508</b>	<b>1.0</b>	<b>\$4,507,883</b>	<b>1.0</b>	<b>\$6,290,713</b>	<b>1.0</b>	<b>\$6,290,713</b>	<b>1.0</b>	<b>\$6,290,393</b>	<b>1.0</b>
General Fund	\$0		\$0	0.0	\$0	0.0	\$0	0.0	\$0	0.0
General Fund Exempt	\$0		\$0	0.0	\$0	0.0	\$0	0.0	\$0	0.0
Cash Funds	\$6,524,508	1.0	\$4,507,883	1.0	\$6,290,713	1.0	\$6,290,713	1.0	\$6,290,393	1.0
Cash Funds Exempt / Reappropriated Funds	\$0		\$0	0.0	\$0	0.0	\$0	0.0	\$0	0.0
Federal Funds	\$0		\$0	0.0	\$0	0.0	\$0	0.0	\$0	0.0

Expenditures

Total Funds	\$5,918,882	0.9	\$4,403,643	0.9	N/A	N/A	N/A	N/A	N/A	N/A
General Fund	\$0		\$0	0.0	N/A		N/A		N/A	
General Fund Exempt	\$0		\$0	0.0	N/A		N/A		N/A	
Cash Funds	\$5,918,882	0.9	\$4,403,643	0.9	N/A		N/A		N/A	
Cash Funds Exempt / Reappropriated Funds	\$0		\$0	0.0	N/A		N/A		N/A	
Federal Funds	\$0		\$0	0.0	N/A		N/A		N/A	

Under/(Over) Expenditures

<b>Total Funds</b>	<b>\$605,626</b>	<b>0.1</b>	<b>\$104,240</b>	<b>0.1</b>	<b>N/A</b>	<b>N/A</b>	<b>N/A</b>	<b>N/A</b>	<b>N/A</b>	<b>N/A</b>
General Fund	\$0		\$0	0.0	N/A		N/A		N/A	
General Fund Exempt	\$0		\$0	0.0	N/A		N/A		N/A	
Cash Funds	\$605,626	0.1	\$104,240	0.1	N/A		N/A		N/A	
Cash Funds Exempt / Reappropriated Funds	\$0		\$0	0.0	N/A		N/A		N/A	
Federal Funds	\$0		\$0	0.0	N/A		N/A		N/A	

Colorado Department of Education  
 FY 2011-12 Budget Cycle  
 Schedule 3

(2) ASSISTANCE TO PUBLIC SCHOOLS; (C) Grant Programs, Distributions, and Other Assistance, (III) Reading and Literacy, Family Literacy Education Fund

	FY 2008-09		FY 2009-10		FY 2010-11		FY 2010-11		FY 2011-12	
	Actuals	FTE	Actuals	FTE	Appropriated	FTE	Estimate	FTE	Request	FTE

HB 08-1375, SB 09-259, HB 10-1376, Prior Year Appropriation (Long Bill)

Total Funds	\$200,000	0.0	\$0	0.0	\$0	0.0	\$0	0.0	\$0	0.0
General Fund	\$200,000		\$0		\$0		\$0		\$0	
General Fund Exempt	\$0		\$0		\$0		\$0		\$0	
Cash Funds	\$0		\$0		\$0		\$0		\$0	
Cash Funds Exempt / Reappropriated Funds	\$0		\$0		\$0		\$0		\$0	
Federal Funds	\$0		\$0		\$0		\$0		\$0	

**Total Appropriation**

<b>Total Funds</b>	<b>\$200,000</b>	<b>0.0</b>	<b>\$0</b>	<b>0.0</b>	<b>\$0</b>	<b>0.0</b>	<b>\$0</b>	<b>0.0</b>	<b>\$0</b>	<b>0.0</b>
<b>General Fund</b>	<b>\$200,000</b>		<b>\$0</b>		<b>\$0</b>		<b>\$0</b>		<b>\$0</b>	
<b>General Fund Exempt</b>	<b>\$0</b>		<b>\$0</b>		<b>\$0</b>		<b>\$0</b>		<b>\$0</b>	
<b>Cash Funds</b>	<b>\$0</b>		<b>\$0</b>		<b>\$0</b>		<b>\$0</b>		<b>\$0</b>	
<b>Cash Funds Exempt / Reappropriated Funds</b>	<b>\$0</b>		<b>\$0</b>		<b>\$0</b>		<b>\$0</b>		<b>\$0</b>	
<b>Federal Funds</b>	<b>\$0</b>		<b>\$0</b>		<b>\$0</b>		<b>\$0</b>		<b>\$0</b>	

**Total Spending Authority / Request**

<b>Total Funds</b>	<b>\$200,000</b>	<b>0.0</b>	<b>\$0</b>	<b>0.0</b>	<b>\$0</b>	<b>0.0</b>	<b>\$0</b>	<b>0.0</b>	<b>\$0</b>	<b>0.0</b>
<b>General Fund</b>	<b>\$200,000</b>		<b>\$0</b>		<b>\$0</b>		<b>\$0</b>		<b>\$0</b>	
<b>General Fund Exempt</b>	<b>\$0</b>		<b>\$0</b>		<b>\$0</b>		<b>\$0</b>		<b>\$0</b>	
<b>Cash Funds</b>	<b>\$0</b>		<b>\$0</b>		<b>\$0</b>		<b>\$0</b>		<b>\$0</b>	
<b>Cash Funds Exempt / Reappropriated Funds</b>	<b>\$0</b>		<b>\$0</b>		<b>\$0</b>		<b>\$0</b>		<b>\$0</b>	
<b>Federal Funds</b>	<b>\$0</b>		<b>\$0</b>		<b>\$0</b>		<b>\$0</b>		<b>\$0</b>	

Colorado Department of Education  
 FY 2011-12 Budget Cycle  
 Schedule 3

(2) ASSISTANCE TO PUBLIC SCHOOLS; (C) Grant Programs, Distributions, and Other Assistance, (III) Reading and Literacy, Family Literacy Education Fund

	FY 2008-09		FY 2009-10		FY 2010-11		FY 2010-11		FY 2011-12	
	Actuals	FTE	Actuals	FTE	Appropriated	FTE	Estimate	FTE	Request	FTE
<b>Expenditures</b>										
Total Funds	\$200,000	0.0	\$0	0.0	N/A	N/A	N/A	N/A	N/A	N/A
General Fund	\$200,000		\$0		N/A		N/A		N/A	
General Fund Exempt	\$0		\$0		N/A		N/A		N/A	
Cash Funds	\$0		\$0		N/A		N/A		N/A	
Cash Funds Exempt / Reappropriated Funds	\$0		\$0		N/A		N/A		N/A	
Federal Funds	\$0		\$0		N/A		N/A		N/A	
<b>Under/(Over) Expenditures</b>										
Total Funds	\$0	0.0	\$0	0.0	N/A	N/A	N/A	N/A	N/A	N/A
General Fund	\$0		\$0		N/A		N/A		N/A	
General Fund Exempt	\$0		\$0		N/A		N/A		N/A	
Cash Funds	\$0		\$0		N/A		N/A		N/A	
Cash Funds Exempt / Reappropriated Funds	\$0		\$0		N/A		N/A		N/A	
Federal Funds	\$0		\$0		N/A		N/A		N/A	

Colorado Department of Education  
FY 2011-12 Budget Cycle  
Schedule 3

(2) ASSISTANCE TO PUBLIC SCHOOLS; (C) Grant Programs, Distributions, and Other Assistance, (III) Reading and Literacy, Family Literacy Education Grant Program

	FY 2008-09		FY 2009-10		FY 2010-11		FY 2010-11		FY 2011-12	
	Actuals	FTE	Actuals	FTE	Appropriated	FTE	Estimate	FTE	Request	FTE

HB 08-1375, SB 09-259, HB 10-1376, Prior Year Appropriation (Long Bill)

Total Funds	\$200,000	0.0	\$130,000	0.0	\$30,000	0.0	\$30,000	0.0	\$30,000	0.0
General Fund	\$0		\$0		\$0		\$0		\$0	
General Fund Exempt	\$0		\$0		\$0		\$0		\$0	
Cash Funds	\$0		\$0		\$0		\$0		\$0	
Cash Funds Exempt / Reappropriated Funds	\$200,000		\$130,000		\$30,000		\$30,000		\$30,000	
Federal Funds	\$0		\$0		\$0		\$0		\$0	

**Total Appropriation**

<b>Total Funds</b>	<b>\$200,000</b>	<b>0.0</b>	<b>\$130,000</b>	<b>0.0</b>	<b>\$30,000</b>	<b>0.0</b>	<b>\$30,000</b>	<b>0.0</b>	<b>\$30,000</b>	<b>0.0</b>
<b>General Fund</b>	<b>\$0</b>		<b>\$0</b>		<b>\$0</b>		<b>\$0</b>		<b>\$0</b>	
<b>General Fund Exempt</b>	<b>\$0</b>		<b>\$0</b>		<b>\$0</b>		<b>\$0</b>		<b>\$0</b>	
<b>Cash Funds</b>	<b>\$0</b>		<b>\$0</b>		<b>\$0</b>		<b>\$0</b>		<b>\$0</b>	
<b>Cash Funds Exempt / Reappropriated Funds</b>	<b>\$200,000</b>		<b>\$130,000</b>		<b>\$30,000</b>		<b>\$30,000</b>		<b>\$30,000</b>	
<b>Federal Funds</b>	<b>\$0</b>		<b>\$0</b>		<b>\$0</b>		<b>\$0</b>		<b>\$0</b>	

Restrict Appropriation Funding

Total Funds	N/A		(\$96,125)	0.0	N/A		N/A		N/A	
General Fund	N/A		\$0		N/A		N/A		N/A	
General Fund Exempt	N/A		\$0		N/A		N/A		N/A	
Cash Funds	N/A		\$0		N/A		N/A		N/A	
Cash Funds Exempt / Reappropriated Funds	N/A		(\$96,125)		N/A		N/A		N/A	
Federal Funds	N/A		\$0		N/A		N/A		N/A	

**Total Spending Authority / Request**

<b>Total Funds</b>	<b>\$200,000</b>	<b>0.0</b>	<b>\$33,875</b>	<b>0.0</b>	<b>\$30,000</b>	<b>0.0</b>	<b>\$30,000</b>	<b>0.0</b>	<b>\$30,000</b>	<b>0.0</b>
<b>General Fund</b>	<b>\$0</b>		<b>\$0</b>		<b>\$0</b>		<b>\$0</b>		<b>\$0</b>	
<b>General Fund Exempt</b>	<b>\$0</b>		<b>\$0</b>		<b>\$0</b>		<b>\$0</b>		<b>\$0</b>	
<b>Cash Funds</b>	<b>\$0</b>		<b>\$0</b>		<b>\$0</b>		<b>\$0</b>		<b>\$0</b>	
<b>Cash Funds Exempt / Reappropriated Funds</b>	<b>\$200,000</b>		<b>\$33,875</b>		<b>\$30,000</b>		<b>\$30,000</b>		<b>\$30,000</b>	
<b>Federal Funds</b>	<b>\$0</b>		<b>\$0</b>		<b>\$0</b>		<b>\$0</b>		<b>\$0</b>	



Colorado Department of Education  
 FY 2011-12 Budget Cycle  
 Schedule 3

(2) ASSISTANCE TO PUBLIC SCHOOLS; (C) Grant Programs, Distributions, and Other Assistance, (III) Reading and Literacy, Family Literacy Education Grant Program

	FY 2008-09		FY 2009-10		FY 2010-11		FY 2010-11		FY 2011-12	
	Actuals	FTE	Actuals	FTE	Appropriated	FTE	Estimate	FTE	Request	FTE
<b>Expenditures</b>										
Total Funds	\$200,000	0.0	\$33,875	0.0	N/A	N/A	N/A	N/A	N/A	N/A
General Fund	\$0		\$0		N/A		N/A		N/A	
General Fund Exempt	\$0		\$0		N/A		N/A		N/A	
Cash Funds	\$0		\$0		N/A		N/A		N/A	
Cash Funds Exempt / Reappropriated Funds	\$200,000		\$33,875		N/A		N/A		N/A	
Federal Funds	\$0		\$0		N/A		N/A		N/A	
<b>Under/(Over) Expenditures</b>										
Total Funds	\$0	0.0	\$0	0.0	N/A	N/A	N/A	N/A	N/A	N/A
General Fund	\$0		\$0		N/A		N/A		N/A	
General Fund Exempt	\$0		\$0		N/A		N/A		N/A	
Cash Funds	\$0		\$0		N/A		N/A		N/A	
Cash Funds Exempt / Reappropriated Funds	\$0		\$0		N/A		N/A		N/A	
Federal Funds	\$0		\$0		N/A		N/A		N/A	

Colorado Department of Education  
FY 2011-12 Budget Cycle  
Schedule 3

(2) ASSISTANCE TO PUBLIC SCHOOLS; (C) Grant Programs, Distributions, and Other Assistance, (IV) Professional Development and Instructional Support, Closing the Achievement Gap

	FY 2008-09		FY 2009-10		FY 2010-11		FY 2010-11		FY 2011-12	
	Actuals	FTE	Actuals	FTE	Appropriated	FTE	Estimate	FTE	Request	FTE

HB 08-1375, SB 09-259, HB 10-1376, Prior Year Appropriation (Long Bill)

Total Funds	\$1,800,000	0.0	\$1,800,000	0.0	\$1,800,000	0.0	\$1,800,000	0.0	\$1,800,000	0.0
General Fund	\$1,800,000		\$0		\$0		\$0		\$0	
General Fund Exempt	\$0		\$0		\$0		\$0		\$0	
Cash Funds	\$0		\$1,800,000		\$1,800,000		\$1,800,000		\$1,800,000	
Cash Funds Exempt / Reappropriated Funds	\$0		\$0		\$0		\$0		\$0	
Federal Funds	\$0		\$0		\$0		\$0		\$0	

SB 09-185 Concerning Supplemental Appropriation

Total Funds	(\$99,000)	0.0	\$0	0.0	N/A	N/A	N/A	N/A	N/A	N/A
General Fund	(\$1,800,000)		\$0		N/A		N/A		N/A	
General Fund Exempt	\$0		\$0		N/A		N/A		N/A	
Cash Funds	\$1,701,000		\$0		N/A		N/A		N/A	
Cash Funds Exempt / Reappropriated Funds	\$0		\$0		N/A		N/A		N/A	
Federal Funds	\$0		\$0		N/A		N/A		N/A	

**Total Appropriation**

<b>Total Funds</b>	<b>\$1,701,000</b>	<b>0.0</b>	<b>\$1,800,000</b>	<b>0.0</b>	<b>\$1,800,000</b>	<b>0.0</b>	<b>\$1,800,000</b>	<b>0.0</b>	<b>\$1,800,000</b>	<b>0.0</b>
General Fund	\$0		\$0		\$0		\$0		\$0	
General Fund Exempt	\$0		\$0		\$0		\$0		\$0	
Cash Funds	\$1,701,000		\$1,800,000		\$1,800,000		\$1,800,000		\$1,800,000	
Cash Funds Exempt / Reappropriated Funds	\$0		\$0		\$0		\$0		\$0	
Federal Funds	\$0		\$0		\$0		\$0		\$0	

**Total Spending Authority / Request**

<b>Total Funds</b>	<b>\$1,701,000</b>	<b>0.0</b>	<b>\$1,800,000</b>	<b>0.0</b>	<b>\$1,800,000</b>	<b>0.0</b>	<b>\$1,800,000</b>	<b>0.0</b>	<b>\$1,800,000</b>	<b>0.0</b>
General Fund	\$0		\$0		\$0		\$0		\$0	
General Fund Exempt	\$0		\$0		\$0		\$0		\$0	
Cash Funds	\$1,701,000		\$1,800,000		\$1,800,000		\$1,800,000		\$1,800,000	
Cash Funds Exempt / Reappropriated Funds	\$0		\$0		\$0		\$0		\$0	
Federal Funds	\$0		\$0		\$0		\$0		\$0	

Colorado Department of Education  
 FY 2011-12 Budget Cycle  
 Schedule 3

(2) ASSISTANCE TO PUBLIC SCHOOLS; (C) Grant Programs, Distributions, and Other Assistance, (IV) Professional Development and Instructional Support, Closing the Achievement Gap

	FY 2008-09		FY 2009-10		FY 2010-11		FY 2010-11		FY 2011-12	
	Actuals	FTE	Actuals	FTE	Appropriated	FTE	Estimate	FTE	Request	FTE
<b>Expenditures</b>										
Total Funds	\$1,701,000	0.0	\$1,800,000	0.0	N/A	N/A	N/A	N/A	N/A	N/A
General Fund	\$0		\$0		N/A		N/A		N/A	
General Fund Exempt	\$0		\$0		N/A		N/A		N/A	
Cash Funds	\$1,701,000		\$1,800,000		N/A		N/A		N/A	
Cash Funds Exempt / Reappropriated Funds	\$0		\$0		N/A		N/A		N/A	
Federal Funds	\$0		\$0		N/A		N/A		N/A	
<b>Under/(Over) Expenditures</b>										
Total Funds	\$0	0.0	\$0	0.0	N/A	N/A	N/A	N/A	N/A	N/A
General Fund	\$0		\$0		N/A		N/A		N/A	
General Fund Exempt	\$0		\$0		N/A		N/A		N/A	
Cash Funds	\$0		\$0		N/A		N/A		N/A	
Cash Funds Exempt / Reappropriated Funds	\$0		\$0		N/A		N/A		N/A	
Federal Funds	\$0		\$0		N/A		N/A		N/A	

Colorado Department of Education  
FY 2011-12 Budget Cycle  
Schedule 3

(2) ASSISTANCE TO PUBLIC SCHOOLS; (C) Grant Programs, Distributions, and Other Assistance, (IV) Professional Development and Instructional Support, Content Specialists

	FY 2008-09		FY 2009-10		FY 2010-11		FY 2010-11		FY 2011-12	
	Actuals	FTE	Actuals	FTE	Appropriated	FTE	Estimate	FTE	Request	FTE

HB 08-1375, SB 09-259, HB 10-1376, Prior Year Appropriation (Long Bill)

Total Funds	\$433,480	4.6	\$448,250	5.0	\$437,392	5.0	\$437,392	5.0	\$437,392	5.0
General Fund	\$433,480	4.6	\$0	0.0	\$0	0.0	\$0	0.0	\$0	0.0
General Fund Exempt	\$0		\$0	0.0	\$0	0.0	\$0	0.0	\$0	0.0
Cash Funds	\$0		\$448,250	5.0	\$437,392	5.0	\$437,392	5.0	\$437,392	5.0
Cash Funds Exempt / Reappropriated Funds	\$0		\$0	0.0	\$0	0.0	\$0	0.0	\$0	0.0
Federal Funds	\$0		\$0	0.0	\$0	0.0	\$0	0.0	\$0	0.0

SB 09-185, SB10-065 Concerning Supplemental Appropriation

Total Funds	\$0	0.0	(\$13,363)	0.0	N/A	N/A	N/A	N/A	N/A	N/A
General Fund	(\$433,480)	(4.6)	\$0		N/A		N/A		N/A	
General Fund Exempt	\$0		\$0		N/A		N/A		N/A	
Cash Funds	\$433,480	4.6	(\$13,363)		N/A		N/A		N/A	
Cash Funds Exempt / Reappropriated Funds	\$0		\$0		N/A		N/A		N/A	
Federal Funds	\$0		\$0		N/A		N/A		N/A	

**Total Appropriation**

<b>Total Funds</b>	<b>\$433,480</b>	<b>4.6</b>	<b>\$434,887</b>	<b>5.0</b>	<b>\$437,392</b>	<b>5.0</b>	<b>\$437,392</b>	<b>5.0</b>	<b>\$437,392</b>	<b>5.0</b>
<b>General Fund</b>	<b>\$0</b>		<b>\$0</b>	<b>0.0</b>	<b>\$0</b>	<b>0.0</b>	<b>\$0</b>	<b>0.0</b>	<b>\$0</b>	<b>0.0</b>
<b>General Fund Exempt</b>	<b>\$0</b>		<b>\$0</b>	<b>0.0</b>	<b>\$0</b>	<b>0.0</b>	<b>\$0</b>	<b>0.0</b>	<b>\$0</b>	<b>0.0</b>
<b>Cash Funds</b>	<b>\$433,480</b>	<b>4.6</b>	<b>\$434,887</b>	<b>5.0</b>	<b>\$437,392</b>	<b>5.0</b>	<b>\$437,392</b>	<b>5.0</b>	<b>\$437,392</b>	<b>5.0</b>
<b>Cash Funds Exempt / Reappropriated Funds</b>	<b>\$0</b>		<b>\$0</b>	<b>0.0</b>	<b>\$0</b>	<b>0.0</b>	<b>\$0</b>	<b>0.0</b>	<b>\$0</b>	<b>0.0</b>
<b>Federal Funds</b>	<b>\$0</b>		<b>\$0</b>	<b>0.0</b>	<b>\$0</b>	<b>0.0</b>	<b>\$0</b>	<b>0.0</b>	<b>\$0</b>	<b>0.0</b>

SB10-146 Annualization - Modify Contributions to PERA

Total Funds	N/A	N/A	N/A	N/A	N/A	N/A	N/A	N/A	\$10,858	\$0
General Fund	N/A		N/A		N/A		N/A		\$0	
General Fund Exempt	N/A		N/A		N/A		N/A		\$0	
Cash Funds	N/A		N/A		N/A		N/A		\$10,858	
Cash Funds Exempt / Reappropriated Funds	N/A		N/A		N/A		N/A		\$0	
Federal Funds	N/A		N/A		N/A		N/A		\$0	

Colorado Department of Education  
FY 2011-12 Budget Cycle  
Schedule 3

(2) ASSISTANCE TO PUBLIC SCHOOLS; (C) Grant Programs, Distributions, and Other Assistance, (IV) Professional Development and Instructional Support, Content Specialists

	FY 2008-09		FY 2009-10		FY 2010-11		FY 2010-11		FY 2011-12	
	Actuals	FTE	Actuals	FTE	Appropriated	FTE	Estimate	FTE	Request	FTE

DI - NP Statewide PERA Adjustment

Total Funds	N/A	N/A	N/A	N/A	N/A	N/A	N/A	N/A	N/A	(\$7,706)	\$0
General Fund	N/A		N/A		N/A		N/A		N/A	\$0	
General Fund Exempt	N/A		N/A		N/A		N/A		N/A	\$0	
Cash Funds	N/A		N/A		N/A		N/A		N/A	(\$7,706)	
Cash Funds Exempt / Reappropriated Funds	N/A		N/A		N/A		N/A		N/A	\$0	
Federal Funds	N/A		N/A		N/A		N/A		N/A	\$0	

**Total Spending Authority / Request**

<b>Total Funds</b>	<b>\$433,480</b>	<b>4.6</b>	<b>\$434,887</b>	<b>5.0</b>	<b>\$437,392</b>	<b>5.0</b>	<b>\$437,392</b>	<b>5.0</b>	<b>\$440,544</b>	<b>5.0</b>
General Fund	\$0		\$0	0.0	\$0	0.0	\$0	0.0	\$0	0.0
General Fund Exempt	\$0		\$0	0.0	\$0	0.0	\$0	0.0	\$0	0.0
Cash Funds	\$433,480	4.6	\$434,887	5.0	\$437,392	5.0	\$437,392	5.0	\$440,544	5.0
Cash Funds Exempt / Reappropriated Funds	\$0		\$0	0.0	\$0	0.0	\$0	0.0	\$0	0.0
Federal Funds	\$0		\$0	0.0	\$0	0.0	\$0	0.0	\$0	0.0

Expenditures

Total Funds	\$404,539	3.6	\$431,192	3.9	N/A	N/A	N/A	N/A	N/A	N/A
General Fund	\$0		\$0	0.0	N/A		N/A		N/A	
General Fund Exempt	\$0		\$0	0.0	N/A		N/A		N/A	
Cash Funds	\$404,539	3.6	\$431,192	3.9	N/A		N/A		N/A	
Cash Funds Exempt / Reappropriated Funds	\$0		\$0	0.0	N/A		N/A		N/A	
Federal Funds	\$0		\$0	0.0	N/A		N/A		N/A	

**Under/(Over) Expenditures**

<b>Total Funds</b>	<b>\$28,941</b>	<b>1.0</b>	<b>\$3,695</b>	<b>1.1</b>	<b>N/A</b>	<b>N/A</b>	<b>N/A</b>	<b>N/A</b>	<b>N/A</b>	<b>N/A</b>
General Fund	\$0		\$0	0.0	N/A		N/A		N/A	
General Fund Exempt	\$0		\$0	0.0	N/A		N/A		N/A	
Cash Funds	\$28,941	1.0	\$3,695	1.1	N/A		N/A		N/A	
Cash Funds Exempt / Reappropriated Funds	\$0		\$0	0.0	N/A		N/A		N/A	
Federal Funds	\$0		\$0	0.0	N/A		N/A		N/A	

Colorado Department of Education  
FY 2011-12 Budget Cycle  
Schedule 3

(2) ASSISTANCE TO PUBLIC SCHOOLS; (C) Grant Programs, Distributions, and Other Assistance, (IV) Professional Development and Instructional Support, Office of Dropout Prevention and Student Re-engagement

	FY 2008-09		FY 2009-10		FY 2010-11		FY 2010-11		FY 2011-12	
	Actuals	FTE	Actuals	FTE	Appropriated	FTE	Estimate	FTE	Request	FTE
HB 08-1375, SB 09-259, HB 10-1376, Prior Year Appropriation (Long Bill)										
Total Funds	\$0	0.0	\$0	0.0	\$150,172	2.0	\$150,172	2.0	\$150,172	2.0
General Fund	\$0		\$0	0.0	\$0	0.0	\$0	0.0	\$0	0.0
General Fund Exempt	\$0		\$0	0.0	\$0	0.0	\$0	0.0	\$0	0.0
Cash Funds	\$0		\$0	0.0	\$0	0.0	\$0	0.0	\$0	0.0
Cash Funds Exempt / Reappropriated Funds	\$0		\$0	0.0	\$0	0.0	\$0	0.0	\$0	0.0
Federal Funds	\$0		\$0	0.0	\$150,172	2.0	\$150,172	2.0	\$150,172	2.0
SB 09-185, SB10-065 Concerning Supplemental Appropriation										
Total Funds	\$0	0.0	(\$157,772)	(2.0)	N/A	N/A	N/A	N/A	N/A	N/A
General Fund	\$0		\$0	0.0	N/A		N/A		N/A	
General Fund Exempt	\$0		\$0	0.0	N/A		N/A		N/A	
Cash Funds	\$0		(\$157,772)	(2.0)	N/A		N/A		N/A	
Cash Funds Exempt / Reappropriated Funds	\$0		\$0	0.0	N/A		N/A		N/A	
Federal Funds	\$0		\$0	0.0	N/A		N/A		N/A	
HB 09-1243 Increase High School Graduation Rates										
Total Funds	\$0	0.0	\$157,772	2.0	N/A	N/A	N/A	N/A	N/A	N/A
General Fund	\$0		\$0	0.0	N/A		N/A		N/A	
General Fund Exempt	\$0		\$0	0.0	N/A		N/A		N/A	
Cash Funds	\$0		\$157,772	2.0	N/A		N/A		N/A	
Cash Funds Exempt / Reappropriated Funds	\$0		\$0	0.0	N/A		N/A		N/A	
Federal Funds	\$0		\$0	0.0	N/A		N/A		N/A	
<b>Total Appropriation</b>										
<b>Total Funds</b>	<b>\$0</b>	<b>0.0</b>	<b>\$0</b>	<b>0.0</b>	<b>\$150,172</b>	<b>2.0</b>	<b>\$150,172</b>	<b>2.0</b>	<b>\$150,172</b>	<b>2.0</b>
<b>General Fund</b>	<b>\$0</b>		<b>\$0</b>	<b>0.0</b>	<b>\$0</b>	<b>0.0</b>	<b>\$0</b>	<b>0.0</b>	<b>\$0</b>	<b>0.0</b>
<b>General Fund Exempt</b>	<b>\$0</b>		<b>\$0</b>	<b>0.0</b>	<b>\$0</b>	<b>0.0</b>	<b>\$0</b>	<b>0.0</b>	<b>\$0</b>	<b>0.0</b>
<b>Cash Funds</b>	<b>\$0</b>		<b>\$0</b>	<b>0.0</b>	<b>\$0</b>	<b>0.0</b>	<b>\$0</b>	<b>0.0</b>	<b>\$0</b>	<b>0.0</b>
<b>Cash Funds Exempt / Reappropriated Funds</b>	<b>\$0</b>		<b>\$0</b>	<b>0.0</b>	<b>\$0</b>	<b>0.0</b>	<b>\$0</b>	<b>0.0</b>	<b>\$0</b>	<b>0.0</b>
<b>Federal Funds</b>	<b>\$0</b>		<b>\$0</b>	<b>0.0</b>	<b>\$150,172</b>	<b>2.0</b>	<b>\$150,172</b>	<b>2.0</b>	<b>\$150,172</b>	<b>2.0</b>

Colorado Department of Education  
 FY 2011-12 Budget Cycle  
 Schedule 3

(2) ASSISTANCE TO PUBLIC SCHOOLS; (C) Grant Programs, Distributions, and Other Assistance, (IV) Professional Development and Instructional Support, Office of Dropout Prevention and Student Re-engagement

	FY 2008-09		FY 2009-10		FY 2010-11		FY 2010-11		FY 2011-12	
	Actuals	FTE	Actuals	FTE	Appropriated	FTE	Estimate	FTE	Request	FTE
<b>Total Spending Authority / Request</b>										
<b>Total Funds</b>	\$0	0.0	\$0	0.0	\$150,172	2.0	\$150,172	2.0	\$150,172	2.0
<b>General Fund</b>	\$0		\$0	0.0	\$0	0.0	\$0	0.0	\$0	0.0
<b>General Fund Exempt</b>	\$0		\$0	0.0	\$0	0.0	\$0	0.0	\$0	0.0
<b>Cash Funds</b>	\$0		\$0	0.0	\$0	0.0	\$0	0.0	\$0	0.0
<b>Cash Funds Exempt / Reappropriated Funds</b>	\$0		\$0	0.0	\$0	0.0	\$0	0.0	\$0	0.0
<b>Federal Funds</b>	\$0		\$0	0.0	\$150,172	2.0	\$150,172	2.0	\$150,172	2.0

Expenditures

Total Funds	\$0	0.0	\$0	0.0	N/A	N/A	N/A	N/A	N/A	N/A
General Fund	\$0		\$0		N/A		N/A		N/A	
General Fund Exempt	\$0		\$0		N/A		N/A		N/A	
Cash Funds	\$0		\$0		N/A		N/A		N/A	
Cash Funds Exempt / Reappropriated Funds	\$0		\$0		N/A		N/A		N/A	
Federal Funds	\$0		\$0		N/A		N/A		N/A	

Under/(Over) Expenditures

Total Funds	\$0	0.0	\$0	0.0	N/A	N/A	N/A	N/A	N/A	N/A
General Fund	\$0		\$0		N/A		N/A		N/A	
General Fund Exempt	\$0		\$0		N/A		N/A		N/A	
Cash Funds	\$0		\$0		N/A		N/A		N/A	
Cash Funds Exempt / Reappropriated Funds	\$0		\$0		N/A		N/A		N/A	
Federal Funds	\$0		\$0		N/A		N/A		N/A	

Colorado Department of Education  
FY 2011-12 Budget Cycle  
Schedule 3

(2) ASSISTANCE TO PUBLIC SCHOOLS; (C) Grant Programs, Distributions, and Other Assistance, (IV) Professional Development and Instructional Support, School Leadership Academy Program

	FY 2008-09		FY 2009-10		FY 2010-11		FY 2010-11		FY 2011-12	
	Actuals	FTE	Actuals	FTE	Appropriated	FTE	Estimate	FTE	Request	FTE
HB 08-1375, SB 09-259, HB 10-1376, Prior Year Appropriation (Long Bill)										
Total Funds	\$0	0.0	\$75,000	0.7	\$75,000	0.7	\$75,000	0.7	\$75,000	0.7
General Fund	\$0		\$0	0.0	\$75,000	0.7	\$75,000	0.7	\$75,000	0.7
General Fund Exempt	\$0		\$0	0.0	\$0	0.0	\$0	0.0	\$0	0.0
Cash Funds	\$0		\$75,000	0.7	\$0	0.0	\$0	0.0	\$0	0.0
Cash Funds Exempt / Reappropriated Funds	\$0		\$0	0.0	\$0	0.0	\$0	0.0	\$0	0.0
Federal Funds	\$0		\$0	0.0	\$0	0.0	\$0	0.0	\$0	0.0

SB 10-065 (Supplemental)

Total Funds	\$0	0.0	\$25,000	0.0	N/A	N/A	N/A	N/A	N/A	N/A
General Fund	\$0		\$0		N/A		N/A		N/A	
General Fund Exempt	\$0		\$0		N/A		N/A		N/A	
Cash Funds	\$0		\$0		N/A		N/A		N/A	
Cash Funds Exempt / Reappropriated Funds	\$0		\$0		N/A		N/A		N/A	
Federal Funds	\$0		\$25,000		N/A		N/A		N/A	

HB 08-1386 School Leadership Academy Program FY 08-09 Appropriation

Total Funds	\$137,983	1.5	\$0	0.0	N/A	N/A	N/A	N/A	N/A	N/A
General Fund	\$0		\$0	0.0	N/A		N/A		N/A	
General Fund Exempt	\$0		\$0	0.0	N/A		N/A		N/A	
Cash Funds	\$137,983	1.5	\$0	0.0	N/A		N/A		N/A	
Cash Funds Exempt / Reappropriated Funds	\$0		\$0	0.0	N/A		N/A		N/A	
Federal Funds	\$0		\$0	0.0	N/A		N/A		N/A	

**Total Appropriation**

<b>Total Funds</b>	<b>\$137,983</b>	<b>1.5</b>	<b>\$100,000</b>	<b>0.7</b>	<b>\$75,000</b>	<b>0.7</b>	<b>\$75,000</b>	<b>0.7</b>	<b>\$75,000</b>	<b>0.7</b>
<b>General Fund</b>	<b>\$0</b>		<b>\$0</b>	<b>0.0</b>	<b>\$75,000</b>	<b>0.7</b>	<b>\$75,000</b>	<b>0.7</b>	<b>\$75,000</b>	<b>0.7</b>
<b>General Fund Exempt</b>	<b>\$0</b>		<b>\$0</b>	<b>0.0</b>	<b>\$0</b>	<b>0.0</b>	<b>\$0</b>	<b>0.0</b>	<b>\$0</b>	<b>0.0</b>
<b>Cash Funds</b>	<b>\$137,983</b>	<b>1.5</b>	<b>\$75,000</b>	<b>0.7</b>	<b>\$0</b>	<b>0.0</b>	<b>\$0</b>	<b>0.0</b>	<b>\$0</b>	<b>0.0</b>
<b>Cash Funds Exempt / Reappropriated Funds</b>	<b>\$0</b>		<b>\$0</b>	<b>0.0</b>	<b>\$0</b>	<b>0.0</b>	<b>\$0</b>	<b>0.0</b>	<b>\$0</b>	<b>0.0</b>
<b>Federal Funds</b>	<b>\$0</b>		<b>\$25,000</b>	<b>0.0</b>	<b>\$0</b>	<b>0.0</b>	<b>\$0</b>	<b>0.0</b>	<b>\$0</b>	<b>0.0</b>



Colorado Department of Education  
 FY 2011-12 Budget Cycle  
 Schedule 3

(2) ASSISTANCE TO PUBLIC SCHOOLS; (C) Grant Programs, Distributions, and Other Assistance, (IV) Professional Development and Instructional Support, School Leadership Academy Program

	FY 2008-09		FY 2009-10		FY 2010-11		FY 2010-11		FY 2011-12	
	Actuals	FTE	Actuals	FTE	Appropriated	FTE	Estimate	FTE	Request	FTE
<b>Total Spending Authority / Request</b>										
Total Funds	\$137,983	1.5	\$100,000	0.7	\$75,000	0.7	\$75,000	0.7	\$75,000	0.7
General Fund	\$0		\$0	0.0	\$75,000	0.7	\$75,000	0.7	\$75,000	0.7
General Fund Exempt	\$0		\$0	0.0	\$0	0.0	\$0	0.0	\$0	0.0
Cash Funds	\$137,983	1.5	\$75,000	0.7	\$0	0.0	\$0	0.0	\$0	0.0
Cash Funds Exempt / Reappropriated Funds	\$0		\$0	0.0	\$0	0.0	\$0	0.0	\$0	0.0
Federal Funds	\$0		\$25,000	0.0	\$0	0.0	\$0	0.0	\$0	0.0

Expenditures

Total Funds	\$0	0.0	\$42,469	0.0	N/A	N/A	N/A	N/A	N/A	N/A
General Fund	\$0		\$0	0.0	N/A		N/A		N/A	
General Fund Exempt	\$0		\$0	0.0	N/A		N/A		N/A	
Cash Funds	\$0	0.0	\$42,469	0.0	N/A		N/A		N/A	
Cash Funds Exempt / Reappropriated Funds	\$0		\$0	0.0	N/A		N/A		N/A	
Federal Funds	\$0		\$0	0.0	N/A		N/A		N/A	

Under/(Over) Expenditures

Total Funds	\$137,983	1.5	\$57,531	0.7	N/A	N/A	N/A	N/A	N/A	N/A
General Fund	\$0		\$0	0.0	N/A		N/A		N/A	
General Fund Exempt	\$0		\$0	0.0	N/A		N/A		N/A	
Cash Funds	\$137,983	1.5	\$32,531	0.7	N/A		N/A		N/A	
Cash Funds Exempt / Reappropriated Funds	\$0		\$0	0.0	N/A		N/A		N/A	
Federal Funds	\$0		\$25,000	0.0	N/A		N/A		N/A	

Colorado Department of Education  
FY 2011-12 Budget Cycle  
Schedule 3

(2) ASSISTANCE TO PUBLIC SCHOOLS; (C) Grant Programs, Distributions, and Other Assistance, (VII) Other Assistance, Teacher Quality Recruitment Retention

	FY 2008-09		FY 2009-10		FY 2010-11		FY 2010-11		FY 2011-12	
	Actuals	FTE	Actuals	FTE	Appropriated	FTE	Estimate	FTE	Request	FTE
HB 08-1375, SB 09-259, HB 10-1376, Prior Year Appropriation (Long Bill)										
Total Funds	\$0	0.0	\$0	0.0	\$0	0.0	\$0	0.0	\$0	0.0
General Fund	\$0		\$0		\$0		\$0		\$0	
General Fund Exempt	\$0		\$0		\$0		\$0		\$0	
Cash Funds	\$0		\$0		\$0		\$0		\$0	
Cash Funds Exempt / Reappropriated Funds	\$0		\$0		\$0		\$0		\$0	
Federal Funds	\$0		\$0		\$0		\$0		\$0	

HB 08-1384 Teacher Quality Recruitment Retention FY 08-09 Appropriation

Total Funds	\$1,156,997	0.0	\$0	0.0	N/A	N/A	N/A	N/A	N/A	N/A
General Fund	\$0		\$0		N/A		N/A		N/A	
General Fund Exempt	\$0		\$0		N/A		N/A		N/A	
Cash Funds	\$1,156,997		\$0		N/A		N/A		N/A	
Cash Funds Exempt / Reappropriated Funds	\$0		\$0		N/A		N/A		N/A	
Federal Funds	\$0		\$0		N/A		N/A		N/A	

SB 08-214 Suspend Teacher Quality Recruitment Retention FY 08-09 Appropriation

Total Funds	(\$1,156,997)	0.0	\$0	0.0	N/A	N/A	N/A	N/A	N/A	N/A
General Fund	\$0		\$0		N/A		N/A		N/A	
General Fund Exempt	\$0		\$0		N/A		N/A		N/A	
Cash Funds	(\$1,156,997)		\$0		N/A		N/A		N/A	
Cash Funds Exempt / Reappropriated Funds	\$0		\$0		N/A		N/A		N/A	
Federal Funds	\$0		\$0		N/A		N/A		N/A	

**Total Appropriation**

<b>Total Funds</b>	<b>\$0</b>	<b>0.0</b>	<b>\$0</b>	<b>0.0</b>	<b>\$0</b>	<b>0.0</b>	<b>\$0</b>	<b>0.0</b>	<b>\$0</b>	<b>0.0</b>
<b>General Fund</b>	<b>\$0</b>		<b>\$0</b>		<b>\$0</b>		<b>\$0</b>		<b>\$0</b>	
<b>General Fund Exempt</b>	<b>\$0</b>		<b>\$0</b>		<b>\$0</b>		<b>\$0</b>		<b>\$0</b>	
<b>Cash Funds</b>	<b>\$0</b>		<b>\$0</b>		<b>\$0</b>		<b>\$0</b>		<b>\$0</b>	
<b>Cash Funds Exempt / Reappropriated Funds</b>	<b>\$0</b>		<b>\$0</b>		<b>\$0</b>		<b>\$0</b>		<b>\$0</b>	
<b>Federal Funds</b>	<b>\$0</b>		<b>\$0</b>		<b>\$0</b>		<b>\$0</b>		<b>\$0</b>	

Colorado Department of Education  
 FY 2011-12 Budget Cycle  
 Schedule 3

(2) ASSISTANCE TO PUBLIC SCHOOLS; (C) Grant Programs, Distributions, and Other Assistance, (VII) Other Assistance, Teacher Quality Recruitment Retention

	FY 2008-09		FY 2009-10		FY 2010-11		FY 2010-11		FY 2011-12	
	Actuals	FTE	Actuals	FTE	Appropriated	FTE	Estimate	FTE	Request	FTE
<b>Total Spending Authority / Request</b>										
Total Funds	\$0	0.0	\$0	0.0	\$0	0.0	\$0	0.0	\$0	0.0
General Fund	\$0		\$0		\$0		\$0		\$0	
General Fund Exempt	\$0		\$0		\$0		\$0		\$0	
Cash Funds	\$0		\$0		\$0		\$0		\$0	
Cash Funds Exempt / Reappropriated Funds	\$0		\$0		\$0		\$0		\$0	
Federal Funds	\$0		\$0		\$0		\$0		\$0	

Expenditures

Total Funds	\$0	0.0	\$0	0.0	N/A	N/A	N/A	N/A	N/A	N/A
General Fund	\$0		\$0		N/A		N/A		N/A	
General Fund Exempt	\$0		\$0		N/A		N/A		N/A	
Cash Funds	\$0		\$0		N/A		N/A		N/A	
Cash Funds Exempt / Reappropriated Funds	\$0		\$0		N/A		N/A		N/A	
Federal Funds	\$0		\$0		N/A		N/A		N/A	

Under/(Over) Expenditures

Total Funds	\$0	0.0	\$0	0.0	N/A	N/A	N/A	N/A	N/A	N/A
General Fund	\$0		\$0		N/A		N/A		N/A	
General Fund Exempt	\$0		\$0		N/A		N/A		N/A	
Cash Funds	\$0		\$0		N/A		N/A		N/A	
Cash Funds Exempt / Reappropriated Funds	\$0		\$0		N/A		N/A		N/A	
Federal Funds	\$0		\$0		N/A		N/A		N/A	

Colorado Department of Education  
 FY 2011-12 Budget Cycle  
 Schedule 3

(2) ASSISTANCE TO PUBLIC SCHOOLS; (C) Grant Programs, Distributions, and Other Assistance, (IV) Professional Development and Instructional Support, National Credential Fee Assistance

	FY 2008-09		FY 2009-10		FY 2010-11		FY 2010-11		FY 2011-12	
	Actuals	FTE	Actuals	FTE	Appropriated	FTE	Estimate	FTE	Request	FTE

HB 08-1375, SB 09-259, HB 10-1376, Prior Year Appropriation (Long Bill)

Total Funds	\$125,000	0.0	\$0	0.0	\$0	0.0	\$0	0.0	\$0	0.0
General Fund	\$0		\$0		\$0		\$0		\$0	
General Fund Exempt	\$0		\$0		\$0		\$0		\$0	
Cash Funds	\$125,000		\$0		\$0		\$0		\$0	
Cash Funds Exempt / Reappropriated Funds	\$0		\$0		\$0		\$0		\$0	
Federal Funds	\$0		\$0		\$0		\$0		\$0	

**Total Appropriation**

<b>Total Funds</b>	<b>\$125,000</b>	<b>0.0</b>	<b>\$0</b>	<b>0.0</b>	<b>\$0</b>	<b>0.0</b>	<b>\$0</b>	<b>0.0</b>	<b>\$0</b>	<b>0.0</b>
General Fund	\$0		\$0		\$0		\$0		\$0	
General Fund Exempt	\$0		\$0		\$0		\$0		\$0	
Cash Funds	\$125,000		\$0		\$0		\$0		\$0	
Cash Funds Exempt / Reappropriated Funds	\$0		\$0		\$0		\$0		\$0	
Federal Funds	\$0		\$0		\$0		\$0		\$0	

**Total Spending Authority / Request**

<b>Total Funds</b>	<b>\$125,000</b>	<b>0.0</b>	<b>\$0</b>	<b>0.0</b>	<b>\$0</b>	<b>0.0</b>	<b>\$0</b>	<b>0.0</b>	<b>\$0</b>	<b>0.0</b>
General Fund	\$0		\$0		\$0		\$0		\$0	
General Fund Exempt	\$0		\$0		\$0		\$0		\$0	
Cash Funds	\$125,000		\$0		\$0		\$0		\$0	
Cash Funds Exempt / Reappropriated Funds	\$0		\$0		\$0		\$0		\$0	
Federal Funds	\$0		\$0		\$0		\$0		\$0	

Colorado Department of Education  
 FY 2011-12 Budget Cycle  
 Schedule 3

(2) ASSISTANCE TO PUBLIC SCHOOLS; (C) Grant Programs, Distributions, and Other Assistance, (IV) Professional Development and Instructional Support, National Credential Fee Assistance

	FY 2008-09		FY 2009-10		FY 2010-11		FY 2010-11		FY 2011-12	
	Actuals	FTE	Actuals	FTE	Appropriated	FTE	Estimate	FTE	Request	FTE
<b>Expenditures</b>										
Total Funds	\$125,000	0.0	\$0	0.0	N/A	N/A	N/A	N/A	N/A	N/A
General Fund	\$0		\$0		N/A		N/A		N/A	
General Fund Exempt	\$0		\$0		N/A		N/A		N/A	
Cash Funds	\$125,000		\$0		N/A		N/A		N/A	
Cash Funds Exempt / Reappropriated Funds	\$0		\$0		N/A		N/A		N/A	
Federal Funds	\$0		\$0		N/A		N/A		N/A	
<b>Under/(Over) Expenditures</b>										
Total Funds	\$0	0.0	\$0	0.0	N/A	N/A	N/A	N/A	N/A	N/A
General Fund	\$0		\$0		N/A		N/A		N/A	
General Fund Exempt	\$0		\$0		N/A		N/A		N/A	
Cash Funds	\$0		\$0		N/A		N/A		N/A	
Cash Funds Exempt / Reappropriated Funds	\$0		\$0		N/A		N/A		N/A	
Federal Funds	\$0		\$0		N/A		N/A		N/A	

Colorado Department of Education  
 FY 2011-12 Budget Cycle  
 Schedule 3

(2) ASSISTANCE TO PUBLIC SCHOOLS; (C) Grant Programs, Distributions, and Other Assistance, (IV) Professional Development and Instructional Support, Science and Technology Education Fund

	FY 2008-09		FY 2009-10		FY 2010-11		FY 2010-11		FY 2011-12	
	Actuals	FTE	Actuals	FTE	Appropriated	FTE	Estimate	FTE	Request	FTE

HB 08-1375, SB 09-259, HB 10-1376, Prior Year Appropriation (Long Bill)

Total Funds	\$300,000	0.0	\$0	0.0	\$0	0.0	\$0	0.0	\$0	0.0
General Fund	\$0		\$0		\$0		\$0		\$0	
General Fund Exempt	\$0		\$0		\$0		\$0		\$0	
Cash Funds	\$300,000		\$0		\$0		\$0		\$0	
Cash Funds Exempt / Reappropriated Funds	\$0		\$0		\$0		\$0		\$0	
Federal Funds	\$0		\$0		\$0		\$0		\$0	

HB 08-1283, SB 09-185 Concerning Supplemental Appropriation

Total Funds	(\$300,000)	0.0	\$0	0.0	N/A	N/A	N/A	N/A	N/A	N/A
General Fund	\$0		\$0		N/A		N/A		N/A	
General Fund Exempt	\$0		\$0		N/A		N/A		N/A	
Cash Funds	(\$300,000)		\$0		N/A		N/A		N/A	
Cash Funds Exempt / Reappropriated Funds	\$0		\$0		N/A		N/A		N/A	
Federal Funds	\$0		\$0		N/A		N/A		N/A	

**Total Appropriation**

<b>Total Funds</b>	<b>\$0</b>	<b>0.0</b>	<b>\$0</b>	<b>0.0</b>	<b>\$0</b>	<b>0.0</b>	<b>\$0</b>	<b>0.0</b>	<b>\$0</b>	<b>0.0</b>
<b>General Fund</b>	<b>\$0</b>		<b>\$0</b>		<b>\$0</b>		<b>\$0</b>		<b>\$0</b>	
<b>General Fund Exempt</b>	<b>\$0</b>		<b>\$0</b>		<b>\$0</b>		<b>\$0</b>		<b>\$0</b>	
<b>Cash Funds</b>	<b>\$0</b>		<b>\$0</b>		<b>\$0</b>		<b>\$0</b>		<b>\$0</b>	
<b>Cash Funds Exempt / Reappropriated Funds</b>	<b>\$0</b>		<b>\$0</b>		<b>\$0</b>		<b>\$0</b>		<b>\$0</b>	
<b>Federal Funds</b>	<b>\$0</b>		<b>\$0</b>		<b>\$0</b>		<b>\$0</b>		<b>\$0</b>	

**Total Spending Authority / Request**

<b>Total Funds</b>	<b>\$0</b>	<b>0.0</b>	<b>\$0</b>	<b>0.0</b>	<b>\$0</b>	<b>0.0</b>	<b>\$0</b>	<b>0.0</b>	<b>\$0</b>	<b>0.0</b>
<b>General Fund</b>	<b>\$0</b>		<b>\$0</b>		<b>\$0</b>		<b>\$0</b>		<b>\$0</b>	
<b>General Fund Exempt</b>	<b>\$0</b>		<b>\$0</b>		<b>\$0</b>		<b>\$0</b>		<b>\$0</b>	
<b>Cash Funds</b>	<b>\$0</b>		<b>\$0</b>		<b>\$0</b>		<b>\$0</b>		<b>\$0</b>	
<b>Cash Funds Exempt / Reappropriated Funds</b>	<b>\$0</b>		<b>\$0</b>		<b>\$0</b>		<b>\$0</b>		<b>\$0</b>	
<b>Federal Funds</b>	<b>\$0</b>		<b>\$0</b>		<b>\$0</b>		<b>\$0</b>		<b>\$0</b>	

Colorado Department of Education  
 FY 2011-12 Budget Cycle  
 Schedule 3

(2) ASSISTANCE TO PUBLIC SCHOOLS; (C) Grant Programs, Distributions, and Other Assistance, (IV) Professional Development and Instructional Support, Science and Technology Education Fund

	FY 2008-09		FY 2009-10		FY 2010-11		FY 2010-11		FY 2011-12	
	Actuals	FTE	Actuals	FTE	Appropriated	FTE	Estimate	FTE	Request	FTE
<b>Expenditures</b>										
Total Funds	\$0	0.0	\$0	0.0	N/A	N/A	N/A	N/A	N/A	N/A
General Fund	\$0		\$0		N/A		N/A		N/A	
General Fund Exempt	\$0		\$0		N/A		N/A		N/A	
Cash Funds	\$0		\$0		N/A		N/A		N/A	
Cash Funds Exempt / Reappropriated Funds	\$0		\$0		N/A		N/A		N/A	
Federal Funds	\$0		\$0		N/A		N/A		N/A	
<b>Under/(Over) Expenditures</b>										
Total Funds	\$0	0.0	\$0	0.0	N/A	N/A	N/A	N/A	N/A	N/A
General Fund	\$0		\$0		N/A		N/A		N/A	
General Fund Exempt	\$0		\$0		N/A		N/A		N/A	
Cash Funds	\$0		\$0		N/A		N/A		N/A	
Cash Funds Exempt / Reappropriated Funds	\$0		\$0		N/A		N/A		N/A	
Federal Funds	\$0		\$0		N/A		N/A		N/A	

Colorado Department of Education  
 FY 2011-12 Budget Cycle  
 Schedule 3

(2) ASSISTANCE TO PUBLIC SCHOOLS; (C) Grant Programs, Distributions, and Other Assistance, (IV) Professional Development and Instructional Support, Science and Technology Center Grant Program

	FY 2008-09		FY 2009-10		FY 2010-11		FY 2010-11		FY 2011-12	
	Actuals	FTE	Actuals	FTE	Appropriated	FTE	Estimate	FTE	Request	FTE

HB 08-1375, SB 09-259, HB 10-1376, Prior Year Appropriation (Long Bill)

Total Funds	\$300,000	0.0	\$0	0.0	\$0	0.0	\$0	0.0	\$0	0.0
General Fund	\$0		\$0		\$0		\$0		\$0	
General Fund Exempt	\$0		\$0		\$0		\$0		\$0	
Cash Funds	\$0		\$0		\$0		\$0		\$0	
Cash Funds Exempt / Reappropriated Funds	\$300,000		\$0		\$0		\$0		\$0	
Federal Funds	\$0		\$0		\$0		\$0		\$0	

HB 08-1283, SB 09-185 Concerning Supplemental Appropriation

Total Funds	(\$300,000)	0.0	\$0	0.0	N/A	N/A	N/A	N/A	N/A	N/A
General Fund	\$0		\$0		N/A		N/A		N/A	
General Fund Exempt	\$0		\$0		N/A		N/A		N/A	
Cash Funds	\$0		\$0		N/A		N/A		N/A	
Cash Funds Exempt / Reappropriated Funds	(\$300,000)		\$0		N/A		N/A		N/A	
Federal Funds	\$0		\$0		N/A		N/A		N/A	

**Total Appropriation**

<b>Total Funds</b>	<b>\$0</b>	<b>0.0</b>	<b>\$0</b>	<b>0.0</b>	<b>\$0</b>	<b>0.0</b>	<b>\$0</b>	<b>0.0</b>	<b>\$0</b>	<b>0.0</b>
<b>General Fund</b>	<b>\$0</b>		<b>\$0</b>		<b>\$0</b>		<b>\$0</b>		<b>\$0</b>	
<b>General Fund Exempt</b>	<b>\$0</b>		<b>\$0</b>		<b>\$0</b>		<b>\$0</b>		<b>\$0</b>	
<b>Cash Funds</b>	<b>\$0</b>		<b>\$0</b>		<b>\$0</b>		<b>\$0</b>		<b>\$0</b>	
<b>Cash Funds Exempt / Reappropriated Funds</b>	<b>\$0</b>		<b>\$0</b>		<b>\$0</b>		<b>\$0</b>		<b>\$0</b>	
<b>Federal Funds</b>	<b>\$0</b>		<b>\$0</b>		<b>\$0</b>		<b>\$0</b>		<b>\$0</b>	

**Total Spending Authority / Request**

<b>Total Funds</b>	<b>\$0</b>	<b>0.0</b>	<b>\$0</b>	<b>0.0</b>	<b>\$0</b>	<b>0.0</b>	<b>\$0</b>	<b>0.0</b>	<b>\$0</b>	<b>0.0</b>
<b>General Fund</b>	<b>\$0</b>		<b>\$0</b>		<b>\$0</b>		<b>\$0</b>		<b>\$0</b>	
<b>General Fund Exempt</b>	<b>\$0</b>		<b>\$0</b>		<b>\$0</b>		<b>\$0</b>		<b>\$0</b>	
<b>Cash Funds</b>	<b>\$0</b>		<b>\$0</b>		<b>\$0</b>		<b>\$0</b>		<b>\$0</b>	
<b>Cash Funds Exempt / Reappropriated Funds</b>	<b>\$0</b>		<b>\$0</b>		<b>\$0</b>		<b>\$0</b>		<b>\$0</b>	
<b>Federal Funds</b>	<b>\$0</b>		<b>\$0</b>		<b>\$0</b>		<b>\$0</b>		<b>\$0</b>	



Colorado Department of Education  
 FY 2011-12 Budget Cycle  
 Schedule 3

(2) ASSISTANCE TO PUBLIC SCHOOLS; (C) Grant Programs, Distributions, and Other Assistance, (IV) Professional Development and Instructional Support, Science and Technology Center Grant Program

	FY 2008-09		FY 2009-10		FY 2010-11		FY 2010-11		FY 2011-12	
	Actuals	FTE	Actuals	FTE	Appropriated	FTE	Estimate	FTE	Request	FTE
<b>Expenditures</b>										
Total Funds	\$0	0.0	\$0	0.0	N/A	N/A	N/A	N/A	N/A	N/A
General Fund	\$0		\$0		N/A		N/A		N/A	
General Fund Exempt	\$0		\$0		N/A		N/A		N/A	
Cash Funds	\$0		\$0		N/A		N/A		N/A	
Cash Funds Exempt / Reappropriated Funds	\$0		\$0		N/A		N/A		N/A	
Federal Funds	\$0		\$0		N/A		N/A		N/A	
<b>Under/(Over) Expenditures</b>										
Total Funds	\$0	0.0	\$0	0.0	N/A	N/A	N/A	N/A	N/A	N/A
General Fund	\$0		\$0		N/A		N/A		N/A	
General Fund Exempt	\$0		\$0		N/A		N/A		N/A	
Cash Funds	\$0		\$0		N/A		N/A		N/A	
Cash Funds Exempt / Reappropriated Funds	\$0		\$0		N/A		N/A		N/A	
Federal Funds	\$0		\$0		N/A		N/A		N/A	

Colorado Department of Education  
 FY 2011-12 Budget Cycle  
 Schedule 3

(2) ASSISTANCE TO PUBLIC SCHOOLS; (C) Grant Programs, Distributions, and Other Assistance, (IV) Professional Development and Instructional Support, Boards of Cooperative Services

	FY 2008-09		FY 2009-10		FY 2010-11		FY 2010-11		FY 2011-12	
	Actuals	FTE	Actuals	FTE	Appropriated	FTE	Estimate	FTE	Request	FTE

HB 08-1375, SB 09-259, HB 10-1376, Prior Year Appropriation (Long Bill)

Total Funds	\$210,000	0.0	\$0	0.0	\$0	0.0	\$0	0.0	\$0	0.0
General Fund	\$210,000		\$0		\$0		\$0		\$0	
General Fund Exempt	\$0		\$0		\$0		\$0		\$0	
Cash Funds	\$0		\$0		\$0		\$0		\$0	
Cash Funds Exempt / Reappropriated Funds	\$0		\$0		\$0		\$0		\$0	
Federal Funds	\$0		\$0		\$0		\$0		\$0	

**Total Appropriation**

<b>Total Funds</b>	<b>\$210,000</b>	<b>0.0</b>	<b>\$0</b>	<b>0.0</b>	<b>\$0</b>	<b>0.0</b>	<b>\$0</b>	<b>0.0</b>	<b>\$0</b>	<b>0.0</b>
<b>General Fund</b>	<b>\$210,000</b>		<b>\$0</b>		<b>\$0</b>		<b>\$0</b>		<b>\$0</b>	
<b>General Fund Exempt</b>	<b>\$0</b>		<b>\$0</b>		<b>\$0</b>		<b>\$0</b>		<b>\$0</b>	
<b>Cash Funds</b>	<b>\$0</b>		<b>\$0</b>		<b>\$0</b>		<b>\$0</b>		<b>\$0</b>	
<b>Cash Funds Exempt / Reappropriated Funds</b>	<b>\$0</b>		<b>\$0</b>		<b>\$0</b>		<b>\$0</b>		<b>\$0</b>	
<b>Federal Funds</b>	<b>\$0</b>		<b>\$0</b>		<b>\$0</b>		<b>\$0</b>		<b>\$0</b>	

**Total Spending Authority / Request**

<b>Total Funds</b>	<b>\$210,000</b>	<b>0.0</b>	<b>\$0</b>	<b>0.0</b>	<b>\$0</b>	<b>0.0</b>	<b>\$0</b>	<b>0.0</b>	<b>\$0</b>	<b>0.0</b>
<b>General Fund</b>	<b>\$210,000</b>		<b>\$0</b>		<b>\$0</b>		<b>\$0</b>		<b>\$0</b>	
<b>General Fund Exempt</b>	<b>\$0</b>		<b>\$0</b>		<b>\$0</b>		<b>\$0</b>		<b>\$0</b>	
<b>Cash Funds</b>	<b>\$0</b>		<b>\$0</b>		<b>\$0</b>		<b>\$0</b>		<b>\$0</b>	
<b>Cash Funds Exempt / Reappropriated Funds</b>	<b>\$0</b>		<b>\$0</b>		<b>\$0</b>		<b>\$0</b>		<b>\$0</b>	
<b>Federal Funds</b>	<b>\$0</b>		<b>\$0</b>		<b>\$0</b>		<b>\$0</b>		<b>\$0</b>	

Colorado Department of Education  
 FY 2011-12 Budget Cycle  
 Schedule 3

(2) ASSISTANCE TO PUBLIC SCHOOLS; (C) Grant Programs, Distributions, and Other Assistance, (IV) Professional Development and Instructional Support, Boards of Cooperative Services

	FY 2008-09		FY 2009-10		FY 2010-11		FY 2010-11		FY 2011-12	
	Actuals	FTE	Actuals	FTE	Appropriated	FTE	Estimate	FTE	Request	FTE
<b>Expenditures</b>										
Total Funds	\$210,000	0.0	\$0	0.0	N/A	N/A	N/A	N/A	N/A	N/A
General Fund	\$210,000		\$0		N/A		N/A		N/A	
General Fund Exempt	\$0		\$0		N/A		N/A		N/A	
Cash Funds	\$0		\$0		N/A		N/A		N/A	
Cash Funds Exempt / Reappropriated Funds	\$0		\$0		N/A		N/A		N/A	
Federal Funds	\$0		\$0		N/A		N/A		N/A	

**Under/(Over) Expenditures**

<b>Total Funds</b>	<b>\$0</b>	<b>0.0</b>	<b>\$0</b>	<b>0.0</b>	<b>N/A</b>	<b>N/A</b>	<b>N/A</b>	<b>N/A</b>	<b>N/A</b>	<b>N/A</b>
<b>General Fund</b>	<b>\$0</b>		<b>\$0</b>		<b>N/A</b>		<b>N/A</b>		<b>N/A</b>	
<b>General Fund Exempt</b>	<b>\$0</b>		<b>\$0</b>		<b>N/A</b>		<b>N/A</b>		<b>N/A</b>	
<b>Cash Funds</b>	<b>\$0</b>		<b>\$0</b>		<b>N/A</b>		<b>N/A</b>		<b>N/A</b>	
<b>Cash Funds Exempt / Reappropriated Funds</b>	<b>\$0</b>		<b>\$0</b>		<b>N/A</b>		<b>N/A</b>		<b>N/A</b>	
<b>Federal Funds</b>	<b>\$0</b>		<b>\$0</b>		<b>N/A</b>		<b>N/A</b>		<b>N/A</b>	

Colorado Department of Education  
 FY 2011-12 Budget Cycle  
 Schedule 3

(2) ASSISTANCE TO PUBLIC SCHOOLS; (C) Grant Programs, Distributions, and Other Assistance, (IV) Professional Development and Instructional Support, Civic Education

	FY 2008-09		FY 2009-10		FY 2010-11		FY 2010-11		FY 2011-12	
	Actuals	FTE	Actuals	FTE	Appropriated	FTE	Estimate	FTE	Request	FTE

HB 08-1375, SB 09-259, HB 10-1376, Prior Year Appropriation (Long Bill)

Total Funds	\$200,000	0.0	\$0	0.0	\$0	0.0	\$0	0.0	\$0	0.0
General Fund	\$0		\$0		\$0		\$0		\$0	
General Fund Exempt	\$0		\$0		\$0		\$0		\$0	
Cash Funds	\$200,000		\$0		\$0		\$0		\$0	
Cash Funds Exempt / Reappropriated Funds	\$0		\$0		\$0		\$0		\$0	
Federal Funds	\$0		\$0		\$0		\$0		\$0	

HB 08-1283, SB 09-185 Concerning Supplemental Appropriation

Total Funds	(\$197,695)	0.0	\$0	0.0	N/A	N/A	N/A	N/A	N/A	N/A
General Fund	\$0		\$0		N/A		N/A		N/A	
General Fund Exempt	\$0		\$0		N/A		N/A		N/A	
Cash Funds	(\$197,695)		\$0		N/A		N/A		N/A	
Cash Funds Exempt / Reappropriated Funds	\$0		\$0		N/A		N/A		N/A	
Federal Funds	\$0		\$0		N/A		N/A		N/A	

**Total Appropriation**

<b>Total Funds</b>	<b>\$2,305</b>	<b>0.0</b>	<b>\$0</b>	<b>0.0</b>	<b>\$0</b>	<b>0.0</b>	<b>\$0</b>	<b>0.0</b>	<b>\$0</b>	<b>0.0</b>
<b>General Fund</b>	<b>\$0</b>		<b>\$0</b>		<b>\$0</b>		<b>\$0</b>		<b>\$0</b>	
<b>General Fund Exempt</b>	<b>\$0</b>		<b>\$0</b>		<b>\$0</b>		<b>\$0</b>		<b>\$0</b>	
<b>Cash Funds</b>	<b>\$2,305</b>		<b>\$0</b>		<b>\$0</b>		<b>\$0</b>		<b>\$0</b>	
<b>Cash Funds Exempt / Reappropriated Funds</b>	<b>\$0</b>		<b>\$0</b>		<b>\$0</b>		<b>\$0</b>		<b>\$0</b>	
<b>Federal Funds</b>	<b>\$0</b>		<b>\$0</b>		<b>\$0</b>		<b>\$0</b>		<b>\$0</b>	

**Total Spending Authority / Request**

<b>Total Funds</b>	<b>\$2,305</b>	<b>0.0</b>	<b>\$0</b>	<b>0.0</b>	<b>\$0</b>	<b>0.0</b>	<b>\$0</b>	<b>0.0</b>	<b>\$0</b>	<b>0.0</b>
<b>General Fund</b>	<b>\$0</b>		<b>\$0</b>		<b>\$0</b>		<b>\$0</b>		<b>\$0</b>	
<b>General Fund Exempt</b>	<b>\$0</b>		<b>\$0</b>		<b>\$0</b>		<b>\$0</b>		<b>\$0</b>	
<b>Cash Funds</b>	<b>\$2,305</b>		<b>\$0</b>		<b>\$0</b>		<b>\$0</b>		<b>\$0</b>	
<b>Cash Funds Exempt / Reappropriated Funds</b>	<b>\$0</b>		<b>\$0</b>		<b>\$0</b>		<b>\$0</b>		<b>\$0</b>	
<b>Federal Funds</b>	<b>\$0</b>		<b>\$0</b>		<b>\$0</b>		<b>\$0</b>		<b>\$0</b>	

Colorado Department of Education  
 FY 2011-12 Budget Cycle  
 Schedule 3

(2) ASSISTANCE TO PUBLIC SCHOOLS; (C) Grant Programs, Distributions, and Other Assistance, (IV) Professional Development and Instructional Support, Civic Education

	FY 2008-09		FY 2009-10		FY 2010-11		FY 2010-11		FY 2011-12	
	Actuals	FTE	Actuals	FTE	Appropriated	FTE	Estimate	FTE	Request	FTE
<b>Expenditures</b>										
Total Funds	\$2,305	0.0	\$0	0.0	N/A	N/A	N/A	N/A	N/A	N/A
General Fund	\$0		\$0		N/A		N/A		N/A	
General Fund Exempt	\$0		\$0		N/A		N/A		N/A	
Cash Funds	\$2,305		\$0		N/A		N/A		N/A	
Cash Funds Exempt / Reappropriated Funds	\$0		\$0		N/A		N/A		N/A	
Federal Funds	\$0		\$0		N/A		N/A		N/A	
<b>Under/(Over) Expenditures</b>										
Total Funds	\$0	0.0	\$0	0.0	N/A	N/A	N/A	N/A	N/A	N/A
General Fund	\$0		\$0		N/A		N/A		N/A	
General Fund Exempt	\$0		\$0		N/A		N/A		N/A	
Cash Funds	\$0		\$0		N/A		N/A		N/A	
Cash Funds Exempt / Reappropriated Funds	\$0		\$0		N/A		N/A		N/A	
Federal Funds	\$0		\$0		N/A		N/A		N/A	

Colorado Department of Education  
FY 2011-12 Budget Cycle  
Schedule 3

(2) ASSISTANCE TO PUBLIC SCHOOLS; (C) Grant Programs, Distributions, and Other Assistance, (IV) Professional Development and Instructional Support, Financial Literacy

	FY 2008-09		FY 2009-10		FY 2010-11		FY 2010-11		FY 2011-12	
	Actuals	FTE	Actuals	FTE	Appropriated	FTE	Estimate	FTE	Request	FTE
HB 08-1375, SB 09-259, HB 10-1376, Prior Year Appropriation (Long Bill)										
Total Funds	\$40,000	0.0	\$40,000	0.0	\$0	0.0	\$0	0.0	\$0	0.0
General Fund	\$0		\$0		\$0		\$0		\$0	
General Fund Exempt	\$0		\$0		\$0		\$0		\$0	
Cash Funds	\$40,000		\$40,000		\$0		\$0		\$0	
Cash Funds Exempt / Reappropriated Funds	\$0		\$0		\$0		\$0		\$0	
Federal Funds	\$0		\$0		\$0		\$0		\$0	

SB 10-065 (Supplemental)

Total Funds	\$0	0.0	(\$36,471)	0.0	N/A	N/A	N/A	N/A	N/A	N/A
General Fund	\$0		\$0		N/A		N/A		N/A	
General Fund Exempt	\$0		\$0		N/A		N/A		N/A	
Cash Funds	\$0		(\$36,471)		N/A		N/A		N/A	
Cash Funds Exempt / Reappropriated Funds	\$0		\$0		N/A		N/A		N/A	
Federal Funds	\$0		\$0		N/A		N/A		N/A	

**Total Appropriation**

<b>Total Funds</b>	<b>\$40,000</b>	<b>0.0</b>	<b>\$3,529</b>	<b>0.0</b>	<b>\$0</b>	<b>0.0</b>	<b>\$0</b>	<b>0.0</b>	<b>\$0</b>	<b>0.0</b>
General Fund	\$0		\$0		\$0		\$0		\$0	
General Fund Exempt	\$0		\$0		\$0		\$0		\$0	
Cash Funds	\$40,000		\$3,529		\$0		\$0		\$0	
Cash Funds Exempt / Reappropriated Funds	\$0		\$0		\$0		\$0		\$0	
Federal Funds	\$0		\$0		\$0		\$0		\$0	

**Total Spending Authority / Request**

<b>Total Funds</b>	<b>\$40,000</b>	<b>0.0</b>	<b>\$3,529</b>	<b>0.0</b>	<b>\$0</b>	<b>0.0</b>	<b>\$0</b>	<b>0.0</b>	<b>\$0</b>	<b>0.0</b>
General Fund	\$0		\$0		\$0		\$0		\$0	
General Fund Exempt	\$0		\$0		\$0		\$0		\$0	
Cash Funds	\$40,000		\$3,529		\$0		\$0		\$0	
Cash Funds Exempt / Reappropriated Funds	\$0		\$0		\$0		\$0		\$0	
Federal Funds	\$0		\$0		\$0		\$0		\$0	

Colorado Department of Education  
 FY 2011-12 Budget Cycle  
 Schedule 3

(2) ASSISTANCE TO PUBLIC SCHOOLS; (C) Grant Programs, Distributions, and Other Assistance, (IV) Professional Development and Instructional Support, Financial Literacy

	FY 2008-09		FY 2009-10		FY 2010-11		FY 2010-11		FY 2011-12	
	Actuals	FTE	Actuals	FTE	Appropriated	FTE	Estimate	FTE	Request	FTE
<b>Expenditures</b>										
Total Funds	\$15,533	0.0	\$3,528	0.0	N/A	N/A	N/A	N/A	N/A	N/A
General Fund	\$0		\$0		N/A		N/A		N/A	
General Fund Exempt	\$0		\$0		N/A		N/A		N/A	
Cash Funds	\$15,533		\$3,528		N/A		N/A		N/A	
Cash Funds Exempt / Reappropriated Funds	\$0		\$0		N/A		N/A		N/A	
Federal Funds	\$0		\$0		N/A		N/A		N/A	
<b>Under/(Over) Expenditures</b>										
Total Funds	\$24,467	0.0	\$1	0.0	N/A	N/A	N/A	N/A	N/A	N/A
General Fund	\$0		\$0		N/A		N/A		N/A	
General Fund Exempt	\$0		\$0		N/A		N/A		N/A	
Cash Funds	\$24,467		\$1		N/A		N/A		N/A	
Cash Funds Exempt / Reappropriated Funds	\$0		\$0		N/A		N/A		N/A	
Federal Funds	\$0		\$0		N/A		N/A		N/A	

Colorado Department of Education  
 FY 2011-12 Budget Cycle  
 Schedule 3

(2) ASSISTANCE TO PUBLIC SCHOOLS; (C) Grant Programs, Distributions, and Other Assistance, (IV) Professional Development and Instructional Support, Colorado History Day

	FY 2008-09		FY 2009-10		FY 2010-11		FY 2010-11		FY 2011-12	
	Actuals	FTE	Actuals	FTE	Appropriated	FTE	Estimate	FTE	Request	FTE

HB 08-1375, SB 09-259, HB 10-1376, Prior Year Appropriation (Long Bill)

Total Funds	\$10,000	0.0	\$10,000	0.0	\$0	0.0	\$0	0.0	\$0	0.0
General Fund	\$0		\$0		\$0		\$0		\$0	
General Fund Exempt	\$0		\$0		\$0		\$0		\$0	
Cash Funds	\$10,000		\$10,000		\$0		\$0		\$0	
Cash Funds Exempt / Reappropriated Funds	\$0		\$0		\$0		\$0		\$0	
Federal Funds	\$0		\$0		\$0		\$0		\$0	

**Total Appropriation**

<b>Total Funds</b>	<b>\$10,000</b>	<b>0.0</b>	<b>\$10,000</b>	<b>0.0</b>	<b>\$0</b>	<b>0.0</b>	<b>\$0</b>	<b>0.0</b>	<b>\$0</b>	<b>0.0</b>
<b>General Fund</b>	<b>\$0</b>		<b>\$0</b>		<b>\$0</b>		<b>\$0</b>		<b>\$0</b>	
<b>General Fund Exempt</b>	<b>\$0</b>		<b>\$0</b>		<b>\$0</b>		<b>\$0</b>		<b>\$0</b>	
<b>Cash Funds</b>	<b>\$10,000</b>		<b>\$10,000</b>		<b>\$0</b>		<b>\$0</b>		<b>\$0</b>	
<b>Cash Funds Exempt / Reappropriated Funds</b>	<b>\$0</b>		<b>\$0</b>		<b>\$0</b>		<b>\$0</b>		<b>\$0</b>	
<b>Federal Funds</b>	<b>\$0</b>		<b>\$0</b>		<b>\$0</b>		<b>\$0</b>		<b>\$0</b>	

**Total Spending Authority / Request**

<b>Total Funds</b>	<b>\$10,000</b>	<b>0.0</b>	<b>\$10,000</b>	<b>0.0</b>	<b>\$0</b>	<b>0.0</b>	<b>\$0</b>	<b>0.0</b>	<b>\$0</b>	<b>0.0</b>
<b>General Fund</b>	<b>\$0</b>		<b>\$0</b>		<b>\$0</b>		<b>\$0</b>		<b>\$0</b>	
<b>General Fund Exempt</b>	<b>\$0</b>		<b>\$0</b>		<b>\$0</b>		<b>\$0</b>		<b>\$0</b>	
<b>Cash Funds</b>	<b>\$10,000</b>		<b>\$10,000</b>		<b>\$0</b>		<b>\$0</b>		<b>\$0</b>	
<b>Cash Funds Exempt / Reappropriated Funds</b>	<b>\$0</b>		<b>\$0</b>		<b>\$0</b>		<b>\$0</b>		<b>\$0</b>	
<b>Federal Funds</b>	<b>\$0</b>		<b>\$0</b>		<b>\$0</b>		<b>\$0</b>		<b>\$0</b>	



Colorado Department of Education  
 FY 2011-12 Budget Cycle  
 Schedule 3

(2) ASSISTANCE TO PUBLIC SCHOOLS; (C) Grant Programs, Distributions, and Other Assistance, (IV) Professional Development and Instructional Support, Colorado History Day

	FY 2008-09		FY 2009-10		FY 2010-11		FY 2010-11		FY 2011-12	
	Actuals	FTE	Actuals	FTE	Appropriated	FTE	Estimate	FTE	Request	FTE
<b>Expenditures</b>										
Total Funds	\$10,000	0.0	\$10,000	0.0	N/A	N/A	N/A	N/A	N/A	N/A
General Fund	\$0		\$0		N/A		N/A		N/A	
General Fund Exempt	\$0		\$0		N/A		N/A		N/A	
Cash Funds	\$10,000		\$10,000		N/A		N/A		N/A	
Cash Funds Exempt / Reappropriated Funds	\$0		\$0		N/A		N/A		N/A	
Federal Funds	\$0		\$0		N/A		N/A		N/A	
<b>Under/(Over) Expenditures</b>										
Total Funds	\$0	0.0	\$0	0.0	N/A	N/A	N/A	N/A	N/A	N/A
General Fund	\$0		\$0		N/A		N/A		N/A	
General Fund Exempt	\$0		\$0		N/A		N/A		N/A	
Cash Funds	\$0		\$0		N/A		N/A		N/A	
Cash Funds Exempt / Reappropriated Funds	\$0		\$0		N/A		N/A		N/A	
Federal Funds	\$0		\$0		N/A		N/A		N/A	

Colorado Department of Education  
 FY 2011-12 Budget Cycle  
 Schedule 3

(2) ASSISTANCE TO PUBLIC SCHOOLS; (C) Grant Programs, Distributions, and Other Assistance, (V) Summer and After-school Programs, Facility Summer School Grant Program

	FY 2008-09		FY 2009-10		FY 2010-11		FY 2010-11		FY 2011-12	
	Actuals	FTE	Actuals	FTE	Appropriated	FTE	Estimate	FTE	Request	FTE

HB 08-1375, SB 09-259, HB 10-1376, Prior Year Appropriation (Long Bill)

Total Funds	\$4,800,000	0.0	\$0	0.0	\$0	0.0	\$0	0.0	\$0	0.0
General Fund	\$0		\$0		\$0		\$0		\$0	
General Fund Exempt	\$0		\$0		\$0		\$0		\$0	
Cash Funds	\$4,800,000		\$0		\$0		\$0		\$0	
Cash Funds Exempt / Reappropriated Funds	\$0		\$0		\$0		\$0		\$0	
Federal Funds	\$0		\$0		\$0		\$0		\$0	

HB 08-1388 School Finance Act FY 08-09 Appropriation

Total Funds	(\$4,800,000)	0.0	\$0	0.0	N/A	N/A	N/A	N/A	N/A	N/A
General Fund	\$0		\$0		N/A		N/A		N/A	
General Fund Exempt	\$0		\$0		N/A		N/A		N/A	
Cash Funds	(\$4,800,000)		\$0		N/A		N/A		N/A	
Cash Funds Exempt / Reappropriated Funds	\$0		\$0		N/A		N/A		N/A	
Federal Funds	\$0		\$0		N/A		N/A		N/A	

**Total Appropriation**

<b>Total Funds</b>	<b>\$0</b>	<b>0.0</b>	<b>\$0</b>	<b>0.0</b>	<b>\$0</b>	<b>0.0</b>	<b>\$0</b>	<b>0.0</b>	<b>\$0</b>	<b>0.0</b>
<b>General Fund</b>	<b>\$0</b>		<b>\$0</b>		<b>\$0</b>		<b>\$0</b>		<b>\$0</b>	
<b>General Fund Exempt</b>	<b>\$0</b>		<b>\$0</b>		<b>\$0</b>		<b>\$0</b>		<b>\$0</b>	
<b>Cash Funds</b>	<b>\$0</b>		<b>\$0</b>		<b>\$0</b>		<b>\$0</b>		<b>\$0</b>	
<b>Cash Funds Exempt / Reappropriated Funds</b>	<b>\$0</b>		<b>\$0</b>		<b>\$0</b>		<b>\$0</b>		<b>\$0</b>	
<b>Federal Funds</b>	<b>\$0</b>		<b>\$0</b>		<b>\$0</b>		<b>\$0</b>		<b>\$0</b>	

Colorado Department of Education  
 FY 2011-12 Budget Cycle  
 Schedule 3

(2) ASSISTANCE TO PUBLIC SCHOOLS; (C) Grant Programs, Distributions, and Other Assistance, (V) Summer and After-school Programs, Facility Summer School Grant Program

	FY 2008-09		FY 2009-10		FY 2010-11		FY 2010-11		FY 2011-12	
	Actuals	FTE	Actuals	FTE	Appropriated	FTE	Estimate	FTE	Request	FTE
<b>Total Spending Authority / Request</b>										
Total Funds	\$0	0.0	\$0	0.0	\$0	0.0	\$0	0.0	\$0	0.0
General Fund	\$0		\$0		\$0		\$0		\$0	
General Fund Exempt	\$0		\$0		\$0		\$0		\$0	
Cash Funds	\$0		\$0		\$0		\$0		\$0	
Cash Funds Exempt / Reappropriated Funds	\$0		\$0		\$0		\$0		\$0	
Federal Funds	\$0		\$0		\$0		\$0		\$0	

Expenditures

Total Funds	\$0	0.0	\$0	0.0	N/A	N/A	N/A	N/A	N/A	N/A
General Fund	\$0		\$0		N/A		N/A		N/A	
General Fund Exempt	\$0		\$0		N/A		N/A		N/A	
Cash Funds	\$0		\$0		N/A		N/A		N/A	
Cash Funds Exempt / Reappropriated Funds	\$0		\$0		N/A		N/A		N/A	
Federal Funds	\$0		\$0		N/A		N/A		N/A	

Under/(Over) Expenditures

Total Funds	\$0	0.0	\$0	0.0	N/A	N/A	N/A	N/A	N/A	N/A
General Fund	\$0		\$0		N/A		N/A		N/A	
General Fund Exempt	\$0		\$0		N/A		N/A		N/A	
Cash Funds	\$0		\$0		N/A		N/A		N/A	
Cash Funds Exempt / Reappropriated Funds	\$0		\$0		N/A		N/A		N/A	
Federal Funds	\$0		\$0		N/A		N/A		N/A	

Colorado Department of Education  
 FY 2011-12 Budget Cycle  
 Schedule 3

(2) ASSISTANCE TO PUBLIC SCHOOLS; (C) Grant Programs, Distributions, and Other Assistance, (V) Summer and After-school Programs, Summer School Grant Program

	FY 2008-09		FY 2009-10		FY 2010-11		FY 2010-11		FY 2011-12	
	Actuals	FTE	Actuals	FTE	Appropriated	FTE	Estimate	FTE	Request	FTE

HB 08-1375, SB 09-259, HB 10-1376, Prior Year Appropriation (Long Bill)

Total Funds	\$1,000,000	0.3	\$1,000,000	0.3	\$0	0.0	\$0	0.0	\$0	0.0
General Fund	\$0		\$0	0.0	\$0		\$0		\$0	
General Fund Exempt	\$0		\$0	0.0	\$0		\$0		\$0	
Cash Funds	\$1,000,000	0.3	\$1,000,000	0.3	\$0		\$0		\$0	
Cash Funds Exempt / Reappropriated Funds	\$0		\$0	0.0	\$0		\$0		\$0	
Federal Funds	\$0		\$0	0.0	\$0		\$0		\$0	

SB 09-185, SB10-065 Concerning Supplemental Appropriation

Total Funds	(\$972,895)	0.0	(\$984,342)	0.0	N/A	N/A	N/A	N/A	N/A	N/A
General Fund	\$0		\$0	0.0	N/A		N/A		N/A	
General Fund Exempt	\$0		\$0	0.0	N/A		N/A		N/A	
Cash Funds	(\$972,895)		(\$984,342)	0.0	N/A		N/A		N/A	
Cash Funds Exempt / Reappropriated Funds	\$0		\$0	0.0	N/A		N/A		N/A	
Federal Funds	\$0		\$0	0.0	N/A		N/A		N/A	

**Total Appropriation**

<b>Total Funds</b>	<b>\$27,105</b>	<b>0.3</b>	<b>\$15,658</b>	<b>0.3</b>	<b>\$0</b>	<b>0.0</b>	<b>\$0</b>	<b>0.0</b>	<b>\$0</b>	<b>0.0</b>
<b>General Fund</b>	<b>\$0</b>		<b>\$0</b>	<b>0.0</b>	<b>\$0</b>		<b>\$0</b>		<b>\$0</b>	
<b>General Fund Exempt</b>	<b>\$0</b>		<b>\$0</b>	<b>0.0</b>	<b>\$0</b>		<b>\$0</b>		<b>\$0</b>	
<b>Cash Funds</b>	<b>\$27,105</b>	<b>0.3</b>	<b>\$15,658</b>	<b>0.3</b>	<b>\$0</b>		<b>\$0</b>		<b>\$0</b>	
<b>Cash Funds Exempt / Reappropriated Funds</b>	<b>\$0</b>		<b>\$0</b>	<b>0.0</b>	<b>\$0</b>		<b>\$0</b>		<b>\$0</b>	
<b>Federal Funds</b>	<b>\$0</b>		<b>\$0</b>	<b>0.0</b>	<b>\$0</b>		<b>\$0</b>		<b>\$0</b>	

**Total Spending Authority / Request**

<b>Total Funds</b>	<b>\$27,105</b>	<b>0.3</b>	<b>\$15,658</b>	<b>0.3</b>	<b>\$0</b>	<b>0.0</b>	<b>\$0</b>	<b>0.0</b>	<b>\$0</b>	<b>0.0</b>
<b>General Fund</b>	<b>\$0</b>		<b>\$0</b>	<b>0.0</b>	<b>\$0</b>		<b>\$0</b>		<b>\$0</b>	
<b>General Fund Exempt</b>	<b>\$0</b>		<b>\$0</b>	<b>0.0</b>	<b>\$0</b>		<b>\$0</b>		<b>\$0</b>	
<b>Cash Funds</b>	<b>\$27,105</b>	<b>0.3</b>	<b>\$15,658</b>	<b>0.3</b>	<b>\$0</b>		<b>\$0</b>		<b>\$0</b>	
<b>Cash Funds Exempt / Reappropriated Funds</b>	<b>\$0</b>		<b>\$0</b>	<b>0.0</b>	<b>\$0</b>		<b>\$0</b>		<b>\$0</b>	
<b>Federal Funds</b>	<b>\$0</b>		<b>\$0</b>	<b>0.0</b>	<b>\$0</b>		<b>\$0</b>		<b>\$0</b>	

Colorado Department of Education  
 FY 2011-12 Budget Cycle  
 Schedule 3

(2) ASSISTANCE TO PUBLIC SCHOOLS; (C) Grant Programs, Distributions, and Other Assistance, (V) Summer and After-school Programs, Summer School Grant Program

	FY 2008-09		FY 2009-10		FY 2010-11		FY 2010-11		FY 2011-12	
	Actuals	FTE	Actuals	FTE	Appropriated	FTE	Estimate	FTE	Request	FTE
<b>Expenditures</b>										
Total Funds	\$27,026	0.3	\$15,236	0.2	N/A	N/A	N/A	N/A	N/A	N/A
General Fund	\$0		\$0	0.0	N/A		N/A		N/A	
General Fund Exempt	\$0		\$0	0.0	N/A		N/A		N/A	
Cash Funds	\$27,026	0.3	\$15,236	0.2	N/A		N/A		N/A	
Cash Funds Exempt / Reappropriated Funds	\$0		\$0	0.0	N/A		N/A		N/A	
Federal Funds	\$0		\$0	0.0	N/A		N/A		N/A	
<b>Under/(Over) Expenditures</b>										
Total Funds	\$79	0.0	\$422	0.1	N/A	N/A	N/A	N/A	N/A	N/A
General Fund	\$0		\$0	0.0	N/A		N/A		N/A	
General Fund Exempt	\$0		\$0	0.0	N/A		N/A		N/A	
Cash Funds	\$79	0.0	\$422	0.1	N/A		N/A		N/A	
Cash Funds Exempt / Reappropriated Funds	\$0		\$0	0.0	N/A		N/A		N/A	
Federal Funds	\$0		\$0	0.0	N/A		N/A		N/A	

Colorado Department of Education  
 FY 2011-12 Budget Cycle  
 Schedule 3

(2) ASSISTANCE TO PUBLIC SCHOOLS; (C) Grant Programs, Distributions, and Other Assistance, (V) Summer and After-school Programs, STEM After-school Education Pilot Program

	FY 2008-09		FY 2009-10		FY 2010-11		FY 2010-11		FY 2011-12	
	Actuals	FTE	Actuals	FTE	Appropriated	FTE	Estimate	FTE	Request	FTE

HB 08-1375, SB 09-259, HB 10-1376, Prior Year Appropriation (Long Bill)

Total Funds	\$0	0.0	\$0	0.0	\$0	0.0	\$0	0.0	\$0	0.0
General Fund	\$0		\$0		\$0		\$0		\$0	
General Fund Exempt	\$0		\$0		\$0		\$0		\$0	
Cash Funds	\$0		\$0		\$0		\$0		\$0	
Cash Funds Exempt / Reappropriated Funds	\$0		\$0		\$0		\$0		\$0	
Federal Funds	\$0		\$0		\$0		\$0		\$0	

HB 08-1283, SB 09-185 Concerning Supplemental Appropriation

Total Funds	(\$300,000)	0.0	\$0	0.0	N/A	N/A	N/A	N/A	N/A	N/A
General Fund	\$0		\$0		N/A		N/A		N/A	
General Fund Exempt	\$0		\$0		N/A		N/A		N/A	
Cash Funds	(\$300,000)		\$0		N/A		N/A		N/A	
Cash Funds Exempt / Reappropriated Funds	\$0		\$0		N/A		N/A		N/A	
Federal Funds	\$0		\$0		N/A		N/A		N/A	

HB 08-1388 School Finance Act FY 08-09 Appropriation

Total Funds	\$300,000	0.0	\$0	0.0	N/A	N/A	N/A	N/A	N/A	N/A
General Fund	\$0		\$0		N/A		N/A		N/A	
General Fund Exempt	\$0		\$0		N/A		N/A		N/A	
Cash Funds	\$300,000		\$0		N/A		N/A		N/A	
Cash Funds Exempt / Reappropriated Funds	\$0		\$0		N/A		N/A		N/A	
Federal Funds	\$0		\$0		N/A		N/A		N/A	

**Total Appropriation**

<b>Total Funds</b>	<b>\$0</b>	<b>0.0</b>	<b>\$0</b>	<b>0.0</b>	<b>\$0</b>	<b>0.0</b>	<b>\$0</b>	<b>0.0</b>	<b>\$0</b>	<b>0.0</b>
<b>General Fund</b>	<b>\$0</b>		<b>\$0</b>		<b>\$0</b>		<b>\$0</b>		<b>\$0</b>	
<b>General Fund Exempt</b>	<b>\$0</b>		<b>\$0</b>		<b>\$0</b>		<b>\$0</b>		<b>\$0</b>	
<b>Cash Funds</b>	<b>\$0</b>		<b>\$0</b>		<b>\$0</b>		<b>\$0</b>		<b>\$0</b>	
<b>Cash Funds Exempt / Reappropriated Funds</b>	<b>\$0</b>		<b>\$0</b>		<b>\$0</b>		<b>\$0</b>		<b>\$0</b>	
<b>Federal Funds</b>	<b>\$0</b>		<b>\$0</b>		<b>\$0</b>		<b>\$0</b>		<b>\$0</b>	

Colorado Department of Education  
 FY 2011-12 Budget Cycle  
 Schedule 3

(2) ASSISTANCE TO PUBLIC SCHOOLS; (C) Grant Programs, Distributions, and Other Assistance, (V) Summer and After-school Programs, STEM After-school Education Pilot Program

	FY 2008-09		FY 2009-10		FY 2010-11		FY 2010-11		FY 2011-12	
	Actuals	FTE	Actuals	FTE	Appropriated	FTE	Estimate	FTE	Request	FTE
<b>Total Spending Authority / Request</b>										
Total Funds	\$0	0.0	\$0	0.0	\$0	0.0	\$0	0.0	\$0	0.0
General Fund	\$0		\$0		\$0		\$0		\$0	
General Fund Exempt	\$0		\$0		\$0		\$0		\$0	
Cash Funds	\$0		\$0		\$0		\$0		\$0	
Cash Funds Exempt / Reappropriated Funds	\$0		\$0		\$0		\$0		\$0	
Federal Funds	\$0		\$0		\$0		\$0		\$0	

Expenditures

Total Funds	\$0	0.0	\$0	0.0	N/A	N/A	N/A	N/A	N/A	N/A
General Fund	\$0		\$0		N/A		N/A		N/A	
General Fund Exempt	\$0		\$0		N/A		N/A		N/A	
Cash Funds	\$0		\$0		N/A		N/A		N/A	
Cash Funds Exempt / Reappropriated Funds	\$0		\$0		N/A		N/A		N/A	
Federal Funds	\$0		\$0		N/A		N/A		N/A	

Under/(Over) Expenditures

Total Funds	\$0	0.0	\$0	0.0	N/A	N/A	N/A	N/A	N/A	N/A
General Fund	\$0		\$0		N/A		N/A		N/A	
General Fund Exempt	\$0		\$0		N/A		N/A		N/A	
Cash Funds	\$0		\$0		N/A		N/A		N/A	
Cash Funds Exempt / Reappropriated Funds	\$0		\$0		N/A		N/A		N/A	
Federal Funds	\$0		\$0		N/A		N/A		N/A	

Colorado Department of Education  
FY 2011-12 Budget Cycle  
Schedule 3

(2) ASSISTANCE TO PUBLIC SCHOOLS; (C) Grant Programs, Distributions, and Other Assistance, (V) Summer and After-school Programs, Dropout Prevention Activity Grant Program

	FY 2008-09		FY 2009-10		FY 2010-11		FY 2010-11		FY 2011-12	
	Actuals	FTE	Actuals	FTE	Appropriated	FTE	Estimate	FTE	Request	FTE

HB 08-1375, SB 09-259, HB 10-1376, Prior Year Appropriation (Long Bill)

Total Funds	\$159,131	0.0	\$0	0.0	\$0	0.0	\$0	0.0	\$0	0.0
General Fund	\$0		\$0		\$0		\$0		\$0	
General Fund Exempt	\$0		\$0		\$0		\$0		\$0	
Cash Funds	\$159,131		\$0		\$0		\$0		\$0	
Cash Funds Exempt / Reappropriated Funds	\$0		\$0		\$0		\$0		\$0	
Federal Funds	\$0		\$0		\$0		\$0		\$0	

SB 10-065 (Supplemental)

Total Funds	\$0	0.0	\$86,000	0.0	N/A	N/A	N/A	N/A	N/A	N/A
General Fund	\$0		\$0		N/A		N/A		N/A	
General Fund Exempt	\$0		\$0		N/A		N/A		N/A	
Cash Funds	\$0		\$86,000		N/A		N/A		N/A	
Cash Funds Exempt / Reappropriated Funds	\$0		\$0		N/A		N/A		N/A	
Federal Funds	\$0		\$0		N/A		N/A		N/A	

**Total Appropriation**

<b>Total Funds</b>	<b>\$159,131</b>	<b>0.0</b>	<b>\$86,000</b>	<b>0.0</b>	<b>\$0</b>	<b>0.0</b>	<b>\$0</b>	<b>0.0</b>	<b>\$0</b>	<b>0.0</b>
<b>General Fund</b>	<b>\$0</b>		<b>\$0</b>		<b>\$0</b>		<b>\$0</b>		<b>\$0</b>	
<b>General Fund Exempt</b>	<b>\$0</b>		<b>\$0</b>		<b>\$0</b>		<b>\$0</b>		<b>\$0</b>	
<b>Cash Funds</b>	<b>\$159,131</b>		<b>\$86,000</b>		<b>\$0</b>		<b>\$0</b>		<b>\$0</b>	
<b>Cash Funds Exempt / Reappropriated Funds</b>	<b>\$0</b>		<b>\$0</b>		<b>\$0</b>		<b>\$0</b>		<b>\$0</b>	
<b>Federal Funds</b>	<b>\$0</b>		<b>\$0</b>		<b>\$0</b>		<b>\$0</b>		<b>\$0</b>	

Restrict Appropriation to Fund Balance

Total Funds	\$0	0.0	(\$2,539)	0.0	\$0	0.0	\$0	0.0	\$0	0.0
General Fund	\$0		\$0		\$0		\$0		\$0	
General Fund Exempt	\$0		\$0		\$0		\$0		\$0	
Cash Funds	\$0		(\$2,539)		\$0		\$0		\$0	
Cash Funds Exempt / Reappropriated Funds	\$0		\$0		\$0		\$0		\$0	
Federal Funds	\$0		\$0		\$0		\$0		\$0	



Colorado Department of Education  
 FY 2011-12 Budget Cycle  
 Schedule 3

(2) ASSISTANCE TO PUBLIC SCHOOLS; (C) Grant Programs, Distributions, and Other Assistance, (V) Summer and After-school Programs, Dropout Prevention Activity Grant Program

	FY 2008-09		FY 2009-10		FY 2010-11		FY 2010-11		FY 2011-12	
	Actuals	FTE	Actuals	FTE	Appropriated	FTE	Estimate	FTE	Request	FTE
<b>Total Spending Authority / Request</b>										
Total Funds	\$159,131	0.0	\$83,461	0.0	\$0	0.0	\$0	0.0	\$0	0.0
General Fund	\$0		\$0		\$0		\$0		\$0	
General Fund Exempt	\$0		\$0		\$0		\$0		\$0	
Cash Funds	\$159,131		\$83,461		\$0		\$0		\$0	
Cash Funds Exempt / Reappropriated Funds	\$0		\$0		\$0		\$0		\$0	
Federal Funds	\$0		\$0		\$0		\$0		\$0	

Expenditures

Total Funds	\$55,074	0.0	\$83,460	0.0	N/A	N/A	N/A	N/A	N/A	N/A
General Fund	\$0		\$0		N/A		N/A		N/A	
General Fund Exempt	\$0		\$0		N/A		N/A		N/A	
Cash Funds	\$55,074		\$83,460		N/A		N/A		N/A	
Cash Funds Exempt / Reappropriated Funds	\$0		\$0		N/A		N/A		N/A	
Federal Funds	\$0		\$0		N/A		N/A		N/A	

Under/(Over) Expenditures

Total Funds	\$104,057	0.0	\$1	0.0	N/A	N/A	N/A	N/A	N/A	N/A
General Fund	\$0		\$0		N/A		N/A		N/A	
General Fund Exempt	\$0		\$0		N/A		N/A		N/A	
Cash Funds	\$104,057		\$1		N/A		N/A		N/A	
Cash Funds Exempt / Reappropriated Funds	\$0		\$0		N/A		N/A		N/A	
Federal Funds	\$0		\$0		N/A		N/A		N/A	

Colorado Department of Education  
 FY 2011-12 Budget Cycle  
 Schedule 3

(2) ASSISTANCE TO PUBLIC SCHOOLS; (C) Grant Programs, Distributions, and Other Assistance, (V) Summer and After-school Programs, Healthy Choices Dropout Prevention

	FY 2008-09		FY 2009-10		FY 2010-11		FY 2010-11		FY 2011-12	
	Actuals	FTE	Actuals	FTE	Appropriated	FTE	Estimate	FTE	Request	FTE

HB 08-1375, SB 09-259, HB 10-1376, Prior Year Appropriation (Long Bill)

Total Funds	\$0	0.0	\$0	0.0	\$14,953	0.2	\$14,953	0.2	\$14,953	0.2
General Fund	\$0		\$0	0.0	\$0	0.0	\$0	0.0	\$0	0.0
General Fund Exempt	\$0		\$0	0.0	\$0	0.0	\$0	0.0	\$0	0.0
Cash Funds	\$0		\$0	0.0	\$14,953	0.2	\$14,953	0.2	\$14,953	0.2
Cash Funds Exempt / Reappropriated Funds	\$0		\$0	0.0	\$0	0.0	\$0	0.0	\$0	0.0
Federal Funds	\$0		\$0	0.0	\$0	0.0	\$0	0.0	\$0	0.0

SB 09-123 Healthy Choices Dropout Prevention

Total Funds	\$0	0.0	\$7,477	0.1	N/A	N/A	N/A	N/A	N/A	N/A
General Fund	\$0		\$7,477	0.1	N/A		N/A		N/A	
General Fund Exempt	\$0		\$0	0.0	N/A		N/A		N/A	
Cash Funds	\$0		\$0	0.0	N/A		N/A		N/A	
Cash Funds Exempt / Reappropriated Funds	\$0		\$0	0.0	N/A		N/A		N/A	
Federal Funds	\$0		\$0	0.0	N/A		N/A		N/A	

**Total Appropriation**

<b>Total Funds</b>	<b>\$0</b>	<b>0.0</b>	<b>\$7,477</b>	<b>0.1</b>	<b>\$14,953</b>	<b>0.2</b>	<b>\$14,953</b>	<b>0.2</b>	<b>\$14,953</b>	<b>0.2</b>
<b>General Fund</b>	<b>\$0</b>		<b>\$7,477</b>	<b>0.1</b>	<b>\$0</b>	<b>0.0</b>	<b>\$0</b>	<b>0.0</b>	<b>\$0</b>	<b>0.0</b>
<b>General Fund Exempt</b>	<b>\$0</b>		<b>\$0</b>	<b>0.0</b>	<b>\$0</b>	<b>0.0</b>	<b>\$0</b>	<b>0.0</b>	<b>\$0</b>	<b>0.0</b>
<b>Cash Funds</b>	<b>\$0</b>		<b>\$0</b>	<b>0.0</b>	<b>\$14,953</b>	<b>0.2</b>	<b>\$14,953</b>	<b>0.2</b>	<b>\$14,953</b>	<b>0.2</b>
<b>Cash Funds Exempt / Reappropriated Funds</b>	<b>\$0</b>		<b>\$0</b>	<b>0.0</b>	<b>\$0</b>	<b>0.0</b>	<b>\$0</b>	<b>0.0</b>	<b>\$0</b>	<b>0.0</b>
<b>Federal Funds</b>	<b>\$0</b>		<b>\$0</b>	<b>0.0</b>	<b>\$0</b>	<b>0.0</b>	<b>\$0</b>	<b>0.0</b>	<b>\$0</b>	<b>0.0</b>

**Total Spending Authority / Request**

<b>Total Funds</b>	<b>\$0</b>	<b>0.0</b>	<b>\$7,477</b>	<b>0.1</b>	<b>\$14,953</b>	<b>0.2</b>	<b>\$14,953</b>	<b>0.2</b>	<b>\$14,953</b>	<b>0.2</b>
<b>General Fund</b>	<b>\$0</b>		<b>\$7,477</b>	<b>0.1</b>	<b>\$0</b>	<b>0.0</b>	<b>\$0</b>	<b>0.0</b>	<b>\$0</b>	<b>0.0</b>
<b>General Fund Exempt</b>	<b>\$0</b>		<b>\$0</b>	<b>0.0</b>	<b>\$0</b>	<b>0.0</b>	<b>\$0</b>	<b>0.0</b>	<b>\$0</b>	<b>0.0</b>
<b>Cash Funds</b>	<b>\$0</b>		<b>\$0</b>	<b>0.0</b>	<b>\$14,953</b>	<b>0.2</b>	<b>\$14,953</b>	<b>0.2</b>	<b>\$14,953</b>	<b>0.2</b>
<b>Cash Funds Exempt / Reappropriated Funds</b>	<b>\$0</b>		<b>\$0</b>	<b>0.0</b>	<b>\$0</b>	<b>0.0</b>	<b>\$0</b>	<b>0.0</b>	<b>\$0</b>	<b>0.0</b>
<b>Federal Funds</b>	<b>\$0</b>		<b>\$0</b>	<b>0.0</b>	<b>\$0</b>	<b>0.0</b>	<b>\$0</b>	<b>0.0</b>	<b>\$0</b>	<b>0.0</b>

Colorado Department of Education  
 FY 2011-12 Budget Cycle  
 Schedule 3

(2) ASSISTANCE TO PUBLIC SCHOOLS; (C) Grant Programs, Distributions, and Other Assistance, (V) Summer and After-school Programs, Healthy Choices Dropout Prevention

	FY 2008-09		FY 2009-10		FY 2010-11		FY 2010-11		FY 2011-12	
	Actuals	FTE	Actuals	FTE	Appropriated	FTE	Estimate	FTE	Request	FTE
<b>Expenditures</b>										
Total Funds	\$0	0.0	\$0	0.0	N/A	N/A	N/A	N/A	N/A	N/A
General Fund	\$0		\$0	0.0	N/A		N/A		N/A	
General Fund Exempt	\$0		\$0	0.0	N/A		N/A		N/A	
Cash Funds	\$0		\$0	0.0	N/A		N/A		N/A	
Cash Funds Exempt / Reappropriated Funds	\$0		\$0	0.0	N/A		N/A		N/A	
Federal Funds	\$0		\$0	0.0	N/A		N/A		N/A	
<b>Under/(Over) Expenditures</b>										
Total Funds	\$0	0.0	\$7,477	0.1	N/A	N/A	N/A	N/A	N/A	N/A
General Fund	\$0		\$7,477	0.1	N/A		N/A		N/A	
General Fund Exempt	\$0		\$0	0.0	N/A		N/A		N/A	
Cash Funds	\$0		\$0	0.0	N/A		N/A		N/A	
Cash Funds Exempt / Reappropriated Funds	\$0		\$0	0.0	N/A		N/A		N/A	
Federal Funds	\$0		\$0	0.0	N/A		N/A		N/A	

Colorado Department of Education  
FY 2011-12 Budget Cycle  
Schedule 3

(2) ASSISTANCE TO PUBLIC SCHOOLS; (C) Grant Programs, Distributions, and Other Assistance, (VI) Facility Schools, Facility Schools Unit and Facility Schools Board

	FY 2008-09		FY 2009-10		FY 2010-11		FY 2010-11		FY 2011-12	
	Actuals	FTE	Actuals	FTE	Appropriated	FTE	Estimate	FTE	Request	FTE

HB 08-1375, SB 09-259, HB 10-1376, Prior Year Appropriation (Long Bill)

Total Funds	\$0	0.0	\$261,403	3.0	\$258,109	3.0	\$258,109	3.0	\$258,109	3.0
General Fund	\$0		\$0	0.0	\$0	0.0	\$0	0.0	\$0	0.0
General Fund Exempt	\$0		\$0	0.0	\$0	0.0	\$0	0.0	\$0	0.0
Cash Funds	\$0		\$0	0.0	\$0	0.0	\$0	0.0	\$0	0.0
Cash Funds Exempt / Reappropriated Funds	\$0		\$261,403	3.0	\$258,109	3.0	\$258,109	3.0	\$258,109	3.0
Federal Funds	\$0		\$0	0.0	\$0	0.0	\$0	0.0	\$0	0.0

SB 10-065 (Supplemental)

Total Funds	\$0	0.0	(\$4,054)	0.0	N/A	N/A	N/A	N/A	N/A	N/A
General Fund	\$0		\$0	0.0	N/A		N/A		N/A	
General Fund Exempt	\$0		\$0	0.0	N/A		N/A		N/A	
Cash Funds	\$0		\$0	0.0	N/A		N/A		N/A	
Cash Funds Exempt / Reappropriated Funds	\$0		(\$4,054)	0.0	N/A		N/A		N/A	
Federal Funds	\$0		\$0	0.0	N/A		N/A		N/A	

HB 08-1204 Pre-12 Educational Services for Students in Facilities

Total Funds	\$523,568	3.0	\$0	0.0	N/A	N/A	N/A	N/A	N/A	N/A
General Fund	\$0		\$0	0.0	N/A		N/A		N/A	
General Fund Exempt	\$0		\$0	0.0	N/A		N/A		N/A	
Cash Funds	\$523,568	3.0	\$0	0.0	N/A		N/A		N/A	
Cash Funds Exempt / Reappropriated Funds	\$0		\$0	0.0	N/A		N/A		N/A	
Federal Funds	\$0		\$0	0.0	N/A		N/A		N/A	

**Total Appropriation**

<b>Total Funds</b>	<b>\$523,568</b>	<b>3.0</b>	<b>\$257,349</b>	<b>3.0</b>	<b>\$258,109</b>	<b>3.0</b>	<b>\$258,109</b>	<b>3.0</b>	<b>\$258,109</b>	<b>3.0</b>
<b>General Fund</b>	<b>\$0</b>		<b>\$0</b>	<b>0.0</b>	<b>\$0</b>	<b>0.0</b>	<b>\$0</b>	<b>0.0</b>	<b>\$0</b>	<b>0.0</b>
<b>General Fund Exempt</b>	<b>\$0</b>		<b>\$0</b>	<b>0.0</b>	<b>\$0</b>	<b>0.0</b>	<b>\$0</b>	<b>0.0</b>	<b>\$0</b>	<b>0.0</b>
<b>Cash Funds</b>	<b>\$523,568</b>	<b>3.0</b>	<b>\$0</b>	<b>0.0</b>	<b>\$0</b>	<b>0.0</b>	<b>\$0</b>	<b>0.0</b>	<b>\$0</b>	<b>0.0</b>
<b>Cash Funds Exempt / Reappropriated Funds</b>	<b>\$0</b>		<b>\$257,349</b>	<b>3.0</b>	<b>\$258,109</b>	<b>3.0</b>	<b>\$258,109</b>	<b>3.0</b>	<b>\$258,109</b>	<b>3.0</b>
<b>Federal Funds</b>	<b>\$0</b>		<b>\$0</b>	<b>0.0</b>	<b>\$0</b>	<b>0.0</b>	<b>\$0</b>	<b>0.0</b>	<b>\$0</b>	<b>0.0</b>

Colorado Department of Education  
 FY 2011-12 Budget Cycle  
 Schedule 3

(2) ASSISTANCE TO PUBLIC SCHOOLS; (C) Grant Programs, Distributions, and Other Assistance, (VI) Facility Schools, Facility Schools Unit and Facility Schools Board

	FY 2008-09		FY 2009-10		FY 2010-11		FY 2010-11		FY 2011-12	
	Actuals	FTE	Actuals	FTE	Appropriated	FTE	Estimate	FTE	Request	FTE
SB10-146 Annualization - Modify Contributions to PERA										
Total Funds	N/A	N/A	N/A	N/A	N/A	N/A	N/A	N/A	\$3,294	\$0
General Fund	N/A		N/A		N/A		N/A		\$0	
General Fund Exempt	N/A		N/A		N/A		N/A		\$0	
Cash Funds	N/A		N/A		N/A		N/A		\$0	
Cash Funds Exempt / Reappropriated Funds	N/A		N/A		N/A		N/A		\$3,294	
Federal Funds	N/A		N/A		N/A		N/A		\$0	

DI - NP Statewide PERA Adjustment

Total Funds	N/A	N/A	N/A	N/A	N/A	N/A	N/A	N/A	(\$2,231)	\$0
General Fund	N/A		N/A		N/A		N/A		\$0	
General Fund Exempt	N/A		N/A		N/A		N/A		\$0	
Cash Funds	N/A		N/A		N/A		N/A		\$0	
Cash Funds Exempt / Reappropriated Funds	N/A		N/A		N/A		N/A		(\$2,231)	
Federal Funds	N/A		N/A		N/A		N/A		\$0	

**Total Spending Authority / Request**

<b>Total Funds</b>	<b>\$523,568</b>	<b>3.0</b>	<b>\$257,349</b>	<b>3.0</b>	<b>\$258,109</b>	<b>3.0</b>	<b>\$258,109</b>	<b>3.0</b>	<b>\$259,172</b>	<b>3.0</b>
<b>General Fund</b>	<b>\$0</b>		<b>\$0</b>	<b>0.0</b>	<b>\$0</b>	<b>0.0</b>	<b>\$0</b>	<b>0.0</b>	<b>\$0</b>	<b>0.0</b>
<b>General Fund Exempt</b>	<b>\$0</b>		<b>\$0</b>	<b>0.0</b>	<b>\$0</b>	<b>0.0</b>	<b>\$0</b>	<b>0.0</b>	<b>\$0</b>	<b>0.0</b>
<b>Cash Funds</b>	<b>\$523,568</b>	<b>3.0</b>	<b>\$0</b>	<b>0.0</b>	<b>\$0</b>	<b>0.0</b>	<b>\$0</b>	<b>0.0</b>	<b>\$0</b>	<b>0.0</b>
<b>Cash Funds Exempt / Reappropriated Funds</b>	<b>\$0</b>		<b>\$257,349</b>	<b>3.0</b>	<b>\$258,109</b>	<b>3.0</b>	<b>\$258,109</b>	<b>3.0</b>	<b>\$259,172</b>	<b>3.0</b>
<b>Federal Funds</b>	<b>\$0</b>		<b>\$0</b>	<b>0.0</b>	<b>\$0</b>	<b>0.0</b>	<b>\$0</b>	<b>0.0</b>	<b>\$0</b>	<b>0.0</b>

Colorado Department of Education  
 FY 2011-12 Budget Cycle  
 Schedule 3

(2) ASSISTANCE TO PUBLIC SCHOOLS; (C) Grant Programs, Distributions, and Other Assistance, (VI) Facility Schools, Facility Schools Unit and Facility Schools Board

	FY 2008-09		FY 2009-10		FY 2010-11		FY 2010-11		FY 2011-12	
	Actuals	FTE	Actuals	FTE	Appropriated	FTE	Estimate	FTE	Request	FTE
<b>Expenditures</b>										
Total Funds	\$162,392	0.9	\$202,313	1.5	N/A	N/A	N/A	N/A	N/A	N/A
General Fund	\$0		\$0	0.0	N/A		N/A		N/A	
General Fund Exempt	\$0		\$0	0.0	N/A		N/A		N/A	
Cash Funds	\$162,392	0.9	\$0	0.0	N/A		N/A		N/A	
Cash Funds Exempt / Reappropriated Funds	\$0		\$202,313	1.5	N/A		N/A		N/A	
Federal Funds	\$0		\$0	0.0	N/A		N/A		N/A	
<b>Under/(Over) Expenditures</b>										
Total Funds	\$361,176	2.1	\$55,036	1.5	N/A	N/A	N/A	N/A	N/A	N/A
General Fund	\$0		\$0	0.0	N/A		N/A		N/A	
General Fund Exempt	\$0		\$0	0.0	N/A		N/A		N/A	
Cash Funds	\$361,176	2.1	\$0	0.0	N/A		N/A		N/A	
Cash Funds Exempt / Reappropriated Funds	\$0		\$55,036	1.5	N/A		N/A		N/A	
Federal Funds	\$0		\$0	0.0	N/A		N/A		N/A	

Colorado Department of Education  
FY 2011-12 Budget Cycle  
Schedule 3

(2) ASSISTANCE TO PUBLIC SCHOOLS; (C) Grant Programs, Distributions, and Other Assistance, (VI) Facility Schools, Facility School Funding

	FY 2008-09		FY 2009-10		FY 2010-11		FY 2010-11		FY 2011-12	
	Actuals	FTE	Actuals	FTE	Appropriated	FTE	Estimate	FTE	Request	FTE

HB 08-1375, SB 09-259, HB 10-1376, Prior Year Appropriation (Long Bill)

Total Funds	\$0	0.0	\$20,817,769	0.0	\$17,900,000	0.0	\$17,900,000	0.0	\$16,779,077	0.0
General Fund	\$0		\$0		\$0		\$0		\$0	
General Fund Exempt	\$0		\$0		\$0		\$0		\$0	
Cash Funds	\$0		\$20,817,769		\$17,900,000		\$17,900,000		\$16,779,077	
Cash Funds Exempt / Reappropriated Funds	\$0		\$0		\$0		\$0		\$0	
Federal Funds	\$0		\$0		\$0		\$0		\$0	

SB 10-065 (Supplemental)

Total Funds	\$0	0.0	(\$3,017,769)	0.0	N/A	N/A	N/A	N/A	N/A	N/A
General Fund	\$0		\$0	0.0	N/A		N/A		N/A	
General Fund Exempt	\$0		\$0	0.0	N/A		N/A		N/A	
Cash Funds	\$0		(\$3,017,769)	0.0	N/A		N/A		N/A	
Cash Funds Exempt / Reappropriated Funds	\$0		\$0	0.0	N/A		N/A		N/A	
Federal Funds	\$0		\$0	0.0	N/A		N/A		N/A	

HB 08-1388 School Finance Act FY 2008-09 Appropriation

Total Funds	\$18,475,256	0.0	\$0	0.0	N/A	N/A	N/A	N/A	N/A	N/A
General Fund	\$0		\$0		N/A		N/A		N/A	
General Fund Exempt	\$0		\$0		N/A		N/A		N/A	
Cash Funds	\$18,475,256		\$0		N/A		N/A		N/A	
Cash Funds Exempt / Reappropriated Funds	\$0		\$0		N/A		N/A		N/A	
Federal Funds	\$0		\$0		N/A		N/A		N/A	

HB 10-1369 School Finance Act

Total Funds	\$0	0.0	\$0	0.0	(\$1,120,923)	0.0	(\$1,120,923)	0.0	N/A	N/A
General Fund	\$0		\$0		\$0		\$0		N/A	
General Fund Exempt	\$0		\$0		\$0		\$0		N/A	
Cash Funds	\$0		\$0		(\$1,120,923)		(\$1,120,923)		N/A	
Cash Funds Exempt / Reappropriated Funds	\$0		\$0		\$0		\$0		N/A	
Federal Funds	\$0		\$0		\$0		\$0		N/A	

Colorado Department of Education  
 FY 2011-12 Budget Cycle  
 Schedule 3

(2) ASSISTANCE TO PUBLIC SCHOOLS; (C) Grant Programs, Distributions, and Other Assistance, (VI) Facility Schools, Facility School Funding

	FY 2008-09		FY 2009-10		FY 2010-11		FY 2010-11		FY 2011-12	
	Actuals	FTE	Actuals	FTE	Appropriated	FTE	Estimate	FTE	Request	FTE
<b>Total Appropriation</b>										
<b>Total Funds</b>	\$18,475,256	0.0	\$17,800,000	0.0	\$16,779,077	0.0	\$16,779,077	0.0	\$16,779,077	0.0
General Fund	\$0		\$0		\$0		\$0		\$0	
General Fund Exempt	\$0		\$0		\$0		\$0		\$0	
Cash Funds	\$18,475,256		\$17,800,000		\$16,779,077		\$16,779,077		\$16,779,077	
Cash Funds Exempt / Reappropriated Funds	\$0		\$0		\$0		\$0		\$0	
Federal Funds	\$0		\$0		\$0		\$0		\$0	

**Total Spending Authority / Request**

<b>Total Funds</b>	\$18,475,256	0.0	\$17,800,000	0.0	\$16,779,077	0.0	\$16,779,077	0.0	\$16,779,077	0.0
General Fund	\$0		\$0		\$0		\$0		\$0	
General Fund Exempt	\$0		\$0		\$0		\$0		\$0	
Cash Funds	\$18,475,256		\$17,800,000		\$16,779,077		\$16,779,077		\$16,779,077	
Cash Funds Exempt / Reappropriated Funds	\$0		\$0		\$0		\$0		\$0	
Federal Funds	\$0		\$0		\$0		\$0		\$0	

**Expenditures**

<b>Total Funds</b>	\$16,584,920	0.0	\$15,975,523	0.0	N/A	N/A	N/A	N/A	N/A	N/A
General Fund	\$0		\$0		N/A		N/A		N/A	
General Fund Exempt	\$0		\$0		N/A		N/A		N/A	
Cash Funds	\$16,584,920		\$15,975,523		N/A		N/A		N/A	
Cash Funds Exempt / Reappropriated Funds	\$0		\$0		N/A		N/A		N/A	
Federal Funds	\$0		\$0		N/A		N/A		N/A	

**Under/(Over) Expenditures**

<b>Total Funds</b>	\$1,890,336	0.0	\$1,824,477	0.0	N/A	N/A	N/A	N/A	N/A	N/A
General Fund	\$0		\$0		N/A		N/A		N/A	
General Fund Exempt	\$0		\$0		N/A		N/A		N/A	
Cash Funds	\$1,890,336		\$1,824,477		N/A		N/A		N/A	
Cash Funds Exempt / Reappropriated Funds	\$0		\$0		N/A		N/A		N/A	
Federal Funds	\$0		\$0		N/A		N/A		N/A	



Colorado Department of Education  
FY 2011-12 Budget Cycle  
Schedule 3

(2) ASSISTANCE TO PUBLIC SCHOOLS; (C) Grant Programs, Distributions, and Other Assistance, (VI) Facility Schools, Hold-harmless Facility School Student Funding

	FY 2008-09		FY 2009-10		FY 2010-11		FY 2010-11		FY 2011-12	
	Actuals	FTE	Actuals	FTE	Appropriated	FTE	Estimate	FTE	Request	FTE

HB 08-1375, SB 09-259, HB 10-1376, Prior Year Appropriation (Long Bill)

Total Funds	\$0	0.0	\$0	0.0	\$0	0.0	\$0	0.0	\$0	0.0
General Fund	\$0		\$0		\$0		\$0		\$0	
General Fund Exempt	\$0		\$0		\$0		\$0		\$0	
Cash Funds	\$0		\$0		\$0		\$0		\$0	
Cash Funds Exempt / Reappropriated Funds	\$0		\$0		\$0		\$0		\$0	
Federal Funds	\$0		\$0		\$0		\$0		\$0	

HB 08-1388 School Finance Act FY 08-09 Appropriation

Total Funds	\$587,504	0.0	\$0	0.0	N/A	N/A	N/A	N/A	N/A	N/A
General Fund	\$0		\$0		N/A		N/A		N/A	
General Fund Exempt	\$0		\$0		N/A		N/A		N/A	
Cash Funds	\$587,504		\$0		N/A		N/A		N/A	
Cash Funds Exempt / Reappropriated Funds	\$0		\$0		N/A		N/A		N/A	
Federal Funds	\$0		\$0		N/A		N/A		N/A	

**Total Appropriation**

<b>Total Funds</b>	<b>\$587,504</b>	<b>0.0</b>	<b>\$0</b>	<b>0.0</b>	<b>\$0</b>	<b>0.0</b>	<b>\$0</b>	<b>0.0</b>	<b>\$0</b>	<b>0.0</b>
<b>General Fund</b>	<b>\$0</b>		<b>\$0</b>		<b>\$0</b>		<b>\$0</b>		<b>\$0</b>	
<b>General Fund Exempt</b>	<b>\$0</b>		<b>\$0</b>		<b>\$0</b>		<b>\$0</b>		<b>\$0</b>	
<b>Cash Funds</b>	<b>\$587,504</b>		<b>\$0</b>		<b>\$0</b>		<b>\$0</b>		<b>\$0</b>	
<b>Cash Funds Exempt / Reappropriated Funds</b>	<b>\$0</b>		<b>\$0</b>		<b>\$0</b>		<b>\$0</b>		<b>\$0</b>	
<b>Federal Funds</b>	<b>\$0</b>		<b>\$0</b>		<b>\$0</b>		<b>\$0</b>		<b>\$0</b>	

**Total Spending Authority / Request**

<b>Total Funds</b>	<b>\$587,504</b>	<b>0.0</b>	<b>\$0</b>	<b>0.0</b>	<b>\$0</b>	<b>0.0</b>	<b>\$0</b>	<b>0.0</b>	<b>\$0</b>	<b>0.0</b>
<b>General Fund</b>	<b>\$0</b>		<b>\$0</b>		<b>\$0</b>		<b>\$0</b>		<b>\$0</b>	
<b>General Fund Exempt</b>	<b>\$0</b>		<b>\$0</b>		<b>\$0</b>		<b>\$0</b>		<b>\$0</b>	
<b>Cash Funds</b>	<b>\$587,504</b>		<b>\$0</b>		<b>\$0</b>		<b>\$0</b>		<b>\$0</b>	
<b>Cash Funds Exempt / Reappropriated Funds</b>	<b>\$0</b>		<b>\$0</b>		<b>\$0</b>		<b>\$0</b>		<b>\$0</b>	
<b>Federal Funds</b>	<b>\$0</b>		<b>\$0</b>		<b>\$0</b>		<b>\$0</b>		<b>\$0</b>	

Colorado Department of Education  
 FY 2011-12 Budget Cycle  
 Schedule 3

(2) ASSISTANCE TO PUBLIC SCHOOLS; (C) Grant Programs, Distributions, and Other Assistance, (VI) Facility Schools, Hold-harmless Facility School Student Funding

	FY 2008-09		FY 2009-10		FY 2010-11		FY 2010-11		FY 2011-12	
	Actuals	FTE	Actuals	FTE	Appropriated	FTE	Estimate	FTE	Request	FTE
<b>Expenditures</b>										
Total Funds	\$587,504	0.0	\$0	0.0	N/A	N/A	N/A	N/A	N/A	N/A
General Fund	\$0		\$0		N/A		N/A		N/A	
General Fund Exempt	\$0		\$0		N/A		N/A		N/A	
Cash Funds	\$587,504		\$0		N/A		N/A		N/A	
Cash Funds Exempt / Reappropriated Funds	\$0		\$0		N/A		N/A		N/A	
Federal Funds	\$0		\$0		N/A		N/A		N/A	

<b>Under/(Over) Expenditures</b>										
Total Funds	\$0	0.0	\$0	0.0	N/A	N/A	N/A	N/A	N/A	N/A
General Fund	\$0		\$0		N/A		N/A		N/A	
General Fund Exempt	\$0		\$0		N/A		N/A		N/A	
Cash Funds	\$0		\$0		N/A		N/A		N/A	
Cash Funds Exempt / Reappropriated Funds	\$0		\$0		N/A		N/A		N/A	
Federal Funds	\$0		\$0		N/A		N/A		N/A	

Colorado Department of Education  
 FY 2011-12 Budget Cycle  
 Schedule 3

(2) ASSISTANCE TO PUBLIC SCHOOLS; (C) Grant Programs, Distributions, and Other Assistance, (VI) Facility Schools, District Per Pupil Reimbursement for Juveniles Held in Jail Pursuant to Section 22-32-141 (4) (d), C.R.S.

	FY 2008-09		FY 2009-10		FY 2010-11		FY 2010-11		FY 2011-12	
	Actuals	FTE	Actuals	FTE	Appropriated	FTE	Estimate	FTE	Request	FTE

HB 08-1375, SB 09-259, HB 10-1376, Prior Year Appropriation (Long Bill)

Total Funds	\$0	0.0	\$0	0.0	\$0	0.0	\$0	0.0	\$159,526	0.0
General Fund	\$0		\$0		\$0		\$0		\$0	
General Fund Exempt	\$0		\$0		\$0		\$0		\$0	
Cash Funds	\$0		\$0		\$0		\$0		\$159,526	
Cash Funds Exempt / Reappropriated Funds	\$0		\$0		\$0		\$0		\$0	
Federal Funds	\$0		\$0		\$0		\$0		\$0	

SB 10-054, Education Services for Juveniles Charged as Adults

Total Funds	\$0	0.0	\$0	0.0	\$159,526	0.0	\$159,526	0.0	N/A	N/A
General Fund	\$0		\$0		\$0		\$0		N/A	
General Fund Exempt	\$0		\$0		\$0		\$0		N/A	
Cash Funds	\$0		\$0		\$159,526		\$159,526		N/A	
Cash Funds Exempt / Reappropriated Funds	\$0		\$0		\$0		\$0		N/A	
Federal Funds	\$0		\$0		\$0		\$0		N/A	

**Total Appropriation**

<b>Total Funds</b>	<b>\$0</b>	<b>0.0</b>	<b>\$0</b>	<b>0.0</b>	<b>\$159,526</b>	<b>0.0</b>	<b>\$159,526</b>	<b>0.0</b>	<b>\$159,526</b>	<b>0.0</b>
<b>General Fund</b>	<b>\$0</b>		<b>\$0</b>		<b>\$0</b>		<b>\$0</b>		<b>\$0</b>	
<b>General Fund Exempt</b>	<b>\$0</b>		<b>\$0</b>		<b>\$0</b>		<b>\$0</b>		<b>\$0</b>	
<b>Cash Funds</b>	<b>\$0</b>		<b>\$0</b>		<b>\$159,526</b>		<b>\$159,526</b>		<b>\$159,526</b>	
<b>Cash Funds Exempt / Reappropriated Funds</b>	<b>\$0</b>		<b>\$0</b>		<b>\$0</b>		<b>\$0</b>		<b>\$0</b>	
<b>Federal Funds</b>	<b>\$0</b>		<b>\$0</b>		<b>\$0</b>		<b>\$0</b>		<b>\$0</b>	

Colorado Department of Education  
 FY 2011-12 Budget Cycle  
 Schedule 3

(2) ASSISTANCE TO PUBLIC SCHOOLS; (C) Grant Programs, Distributions, and Other Assistance, (VI) Facility Schools, District Per Pupil Reimbursement for Juveniles Held in Jail Pursuant to Section 22-32-141 (4) (d), C.R.S.

	FY 2008-09		FY 2009-10		FY 2010-11		FY 2010-11		FY 2011-12	
	Actuals	FTE	Actuals	FTE	Appropriated	FTE	Estimate	FTE	Request	FTE
<b>Total Spending Authority / Request</b>										
Total Funds	\$0	0.0	\$0	0.0	\$159,526	0.0	\$159,526	0.0	\$159,526	0.0
General Fund	\$0		\$0		\$0		\$0		\$0	
General Fund Exempt	\$0		\$0		\$0		\$0		\$0	
Cash Funds	\$0		\$0		\$159,526		\$159,526		\$159,526	
Cash Funds Exempt / Reappropriated Funds	\$0		\$0		\$0		\$0		\$0	
Federal Funds	\$0		\$0		\$0		\$0		\$0	

Expenditures

Total Funds	\$0	0.0	\$0	0.0	N/A	N/A	N/A	N/A	N/A	N/A
General Fund	\$0		\$0		N/A		N/A		N/A	
General Fund Exempt	\$0		\$0		N/A		N/A		N/A	
Cash Funds	\$0		\$0		N/A		N/A		N/A	
Cash Funds Exempt / Reappropriated Funds	\$0		\$0		N/A		N/A		N/A	
Federal Funds	\$0		\$0		N/A		N/A		N/A	

Under/(Over) Expenditures

Total Funds	\$0	0.0	\$0	0.0	N/A	N/A	N/A	N/A	N/A	N/A
General Fund	\$0		\$0		N/A		N/A		N/A	
General Fund Exempt	\$0		\$0		N/A		N/A		N/A	
Cash Funds	\$0		\$0		N/A		N/A		N/A	
Cash Funds Exempt / Reappropriated Funds	\$0		\$0		N/A		N/A		N/A	
Federal Funds	\$0		\$0		N/A		N/A		N/A	

Colorado Department of Education  
FY 2011-12 Budget Cycle  
Schedule 3

(2) ASSISTANCE TO PUBLIC SCHOOLS; (C) Grant Programs, Distributions, and Other Assistance, (VII) Other Assistance, Appropriated Sponsored Programs

	FY 2008-09		FY 2009-10		FY 2010-11		FY 2010-11		FY 2011-12	
	Actuals	FTE	Actuals	FTE	Appropriated	FTE	Estimate	FTE	Request	FTE
HB 08-1375, SB 09-259, HB 10-1376, Prior Year Appropriation (Long Bill)										
Total Funds	\$220,537,698	73.3	\$225,611,615	73.3	\$285,437,580	73.3	\$285,437,580	73.3	\$285,437,580	73.3
General Fund	\$0		\$0	0.0	\$0	0.0	\$0	0.0	\$0	0.0
General Fund Exempt	\$0		\$0	0.0	\$0	0.0	\$0	0.0	\$0	0.0
Cash Funds	\$1,237,000		\$3,237,000	0.0	\$3,237,000	0.0	\$3,237,000	0.0	\$3,237,000	0.0
Cash Funds Exempt / Reappropriated Funds	\$4,471,580	6.0	\$4,484,871	6.0	\$4,475,388	6.0	\$4,475,388	6.0	\$4,475,388	6.0
Federal Funds	\$214,829,118	67.3	\$217,889,744	67.3	\$277,725,192	67.3	\$277,725,192	67.3	\$277,725,192	67.3

SB 10-065 (Supplemental)

Total Funds	\$0	0.0	\$152,264,742	0.0	N/A	N/A	N/A	N/A	N/A	N/A
General Fund	\$0		\$0		N/A		N/A		N/A	
General Fund Exempt	\$0		\$0		N/A		N/A		N/A	
Cash Funds	\$0		\$0		N/A		N/A		N/A	
Cash Funds Exempt / Reappropriated Funds	\$0		(\$11,671)		N/A		N/A		N/A	
Federal Funds	\$0		\$152,276,413		N/A		N/A		N/A	

**Total Appropriation**

<b>Total Funds</b>	<b>\$220,537,698</b>	<b>73.3</b>	<b>\$377,876,357</b>	<b>73.3</b>	<b>\$285,437,580</b>	<b>73.3</b>	<b>\$285,437,580</b>	<b>73.3</b>	<b>\$285,437,580</b>	<b>73.3</b>
<b>General Fund</b>	<b>\$0</b>		<b>\$0</b>	<b>0.0</b>	<b>\$0</b>	<b>0.0</b>	<b>\$0</b>	<b>0.0</b>	<b>\$0</b>	<b>0.0</b>
<b>General Fund Exempt</b>	<b>\$0</b>		<b>\$0</b>	<b>0.0</b>	<b>\$0</b>	<b>0.0</b>	<b>\$0</b>	<b>0.0</b>	<b>\$0</b>	<b>0.0</b>
<b>Cash Funds</b>	<b>\$1,237,000</b>		<b>\$3,237,000</b>	<b>0.0</b>	<b>\$3,237,000</b>	<b>0.0</b>	<b>\$3,237,000</b>	<b>0.0</b>	<b>\$3,237,000</b>	<b>0.0</b>
<b>Cash Funds Exempt / Reappropriated Funds</b>	<b>\$4,471,580</b>	<b>6.0</b>	<b>\$4,473,200</b>	<b>6.0</b>	<b>\$4,475,388</b>	<b>6.0</b>	<b>\$4,475,388</b>	<b>6.0</b>	<b>\$4,475,388</b>	<b>6.0</b>
<b>Federal Funds</b>	<b>\$214,829,118</b>	<b>67.3</b>	<b>\$370,166,157</b>	<b>67.3</b>	<b>\$277,725,192</b>	<b>67.3</b>	<b>\$277,725,192</b>	<b>67.3</b>	<b>\$277,725,192</b>	<b>67.3</b>

New Grant Awards

Total Funds	\$66,024,393	0.0	\$0	0.0	N/A	N/A	N/A	N/A	N/A	N/A
General Fund	\$0		\$0		N/A		N/A		N/A	
General Fund Exempt	\$0		\$0		N/A		N/A		N/A	
Cash Funds	\$0		\$0		N/A		N/A		N/A	
Cash Funds Exempt / Reappropriated Funds	\$4,763,721		\$0		N/A		N/A		N/A	
Federal Funds	\$61,260,672		\$0		N/A		N/A		N/A	

Colorado Department of Education  
FY 2011-12 Budget Cycle  
Schedule 3

(2) ASSISTANCE TO PUBLIC SCHOOLS; (C) Grant Programs, Distributions, and Other Assistance, (VII) Other Assistance, Appropriated Sponsored Programs

	FY 2008-09		FY 2009-10		FY 2010-11		FY 2010-11		FY 2011-12	
	Actuals	FTE	Actuals	FTE	Appropriated	FTE	Estimate	FTE	Request	FTE
POTS Expenditures / Allocation										
Total Funds	\$0		\$0	0.0	N/A	N/A	\$1,499,030	0.0	N/A	
General Fund	\$0		\$0		N/A		\$0		N/A	
General Fund Exempt	\$0		\$0		N/A		\$0		N/A	
Cash Funds	\$0		\$0		N/A		\$0		N/A	
Cash Funds Exempt / Reappropriated Funds	\$0		\$0		N/A		\$0		N/A	
Federal Funds	\$0		\$0		N/A		\$1,499,030		N/A	

Restrict Appropriation

Total Funds	\$0	0.0	(\$51,569,529)	0.0	N/A	N/A	N/A	N/A	\$0	0.0
General Fund	\$0		\$0		N/A		N/A		\$0	
General Fund Exempt	\$0		\$0		N/A		N/A		\$0	
Cash Funds	\$0		\$0		N/A		N/A		\$0	
Cash Funds Exempt / Reappropriated Funds	\$0		(\$4,473,200)		N/A		N/A		\$0	
Federal Funds	\$0		(\$47,096,329)		N/A		N/A		\$0	0.0

SB10-146 Annualization - Modify Contributions to PERA

Total Funds	N/A	N/A	N/A	N/A	N/A	N/A	N/A	N/A	\$115,667	\$0
General Fund	N/A		N/A		N/A		N/A		\$0	
General Fund Exempt	N/A		N/A		N/A		N/A		\$0	
Cash Funds	N/A		N/A		N/A		N/A		\$0	
Cash Funds Exempt / Reappropriated Funds	N/A		N/A		N/A		N/A		\$9,483	
Federal Funds	N/A		N/A		N/A		N/A		\$106,184	

DI - NP Statewide PERA Adjustment

Total Funds	N/A	N/A	N/A	N/A	N/A	N/A	N/A	N/A	(\$106,005)	\$0
General Fund	N/A		N/A		N/A		N/A		\$0	
General Fund Exempt	N/A		N/A		N/A		N/A		\$0	
Cash Funds	N/A		N/A		N/A		N/A		(\$1,252)	
Cash Funds Exempt / Reappropriated Funds	N/A		N/A		N/A		N/A		(\$9,483)	
Federal Funds	N/A		N/A		N/A		N/A		(\$95,270)	

**Total Spending Authority / Request**

Colorado Department of Education  
 FY 2011-12 Budget Cycle  
 Schedule 3

(2) ASSISTANCE TO PUBLIC SCHOOLS; (C) Grant Programs, Distributions, and Other Assistance, (VII) Other Assistance, Appropriated Sponsored Programs

	FY 2008-09		FY 2009-10		FY 2010-11		FY 2010-11		FY 2011-12	
	Actuals	FTE	Actuals	FTE	Appropriated	FTE	Estimate	FTE	Request	FTE
<b>Total Funds</b>	<b>\$286,562,091</b>	<b>73.3</b>	<b>\$326,306,828</b>	<b>73.3</b>	<b>\$285,437,580</b>	<b>73.3</b>	<b>\$286,936,610</b>	<b>73.3</b>	<b>\$285,447,242</b>	<b>73.3</b>
General Fund	\$0		\$0	0.0	\$0	0.0	\$0	0.0	\$0	0.0
General Fund Exempt	\$0		\$0	0.0	\$0	0.0	\$0	0.0	\$0	0.0
Cash Funds	\$1,237,000		\$3,237,000	0.0	\$3,237,000	0.0	\$3,237,000	0.0	\$3,235,748	0.0
Cash Funds Exempt / Reappropriated Funds	\$9,235,301	6.0	\$0	6.0	\$4,475,388	6.0	\$4,475,388	6.0	\$4,475,388	6.0
Federal Funds	\$276,089,790	67.3	\$323,069,828	67.3	\$277,725,192	67.3	\$279,224,222	67.3	\$277,736,106	67.3

Expenditures

Total Funds	\$215,207,645	67.9	\$225,238,648	70.0	N/A	N/A	N/A	N/A	N/A	N/A
General Fund	\$0		\$0	0.0	N/A		N/A		N/A	
General Fund Exempt	\$0		\$0	0.0	N/A		N/A		N/A	
Cash Funds	\$518,973		\$1,173,326	0.0	N/A		N/A		N/A	
Cash Funds Exempt / Reappropriated Funds	\$4,710,538	6.0	\$0	6.0	N/A		N/A		N/A	
Federal Funds	\$209,978,134	61.9	\$224,065,322	64.0	N/A		N/A		N/A	

Under/(Over) Expenditures

<b>Total Funds</b>	<b>\$71,354,446</b>	<b>5.4</b>	<b>\$101,068,180</b>	<b>3.3</b>	<b>N/A</b>	<b>N/A</b>	<b>N/A</b>	<b>N/A</b>	<b>N/A</b>	<b>N/A</b>
General Fund	\$0	0.0	\$0	0.0	N/A		N/A		N/A	
General Fund Exempt	\$0	0.0	\$0	0.0	N/A		N/A		N/A	
Cash Funds	\$718,027	0.0	\$2,063,674	0.0	N/A		N/A		N/A	
Cash Funds Exempt / Reappropriated Funds	\$4,524,763	0.0	\$0	0.0	N/A		N/A		N/A	
Federal Funds	\$66,111,656	5.4	\$99,004,506	3.3	N/A		N/A		N/A	

Colorado Department of Education  
 FY 2011-12 Budget Cycle  
 Schedule 3

(2) ASSISTANCE TO PUBLIC SCHOOLS; (C) Grant Programs, Distributions, and Other Assistance, (VII) Other Assistance, School Counselor Corps Grant Program

	FY 2008-09		FY 2009-10		FY 2010-11		FY 2010-11		FY 2011-12	
	Actuals	FTE	Actuals	FTE	Appropriated	FTE	Estimate	FTE	Request	FTE

HB 08-1375, SB 09-259, HB 10-1376, Prior Year Appropriation (Long Bill)

Total Funds	\$0	0.0	\$5,000,000	1.0	\$4,998,500	1.0	\$4,998,500	1.0	\$4,998,500	1.0
General Fund	\$0		\$0	0.0	\$0	0.0	\$0	0.0	\$0	0.0
General Fund Exempt	\$0		\$0	0.0	\$0	0.0	\$0	0.0	\$0	0.0
Cash Funds	\$0		\$5,000,000	1.0	\$4,998,500	1.0	\$4,998,500	1.0	\$4,998,500	1.0
Cash Funds Exempt / Reappropriated Funds	\$0		\$0	0.0	\$0	0.0	\$0	0.0	\$0	0.0
Federal Funds	\$0		\$0	0.0	\$0	0.0	\$0	0.0	\$0	0.0

SB 10-065 (Supplemental)

Total Funds	\$0	0.0	(\$1,846)	0.0	N/A	N/A	N/A	N/A	N/A	N/A
General Fund	\$0		\$0		N/A		N/A		N/A	
General Fund Exempt	\$0		\$0		N/A		N/A		N/A	
Cash Funds	\$0		(\$1,846)		N/A		N/A		N/A	
Cash Funds Exempt / Reappropriated Funds	\$0		\$0		N/A		N/A		N/A	
Federal Funds	\$0		\$0		N/A		N/A		N/A	

HB 08-1370 School Counselor Corps Grant Program FY 08-09 Appropriation

Total Funds	\$5,000,000	1.0	\$0	0.0	N/A	N/A	N/A	N/A	N/A	N/A
General Fund	\$0		\$0		N/A		N/A		N/A	
General Fund Exempt	\$0		\$0		N/A		N/A		N/A	
Cash Funds	\$5,000,000	1.0	\$0		N/A		N/A		N/A	
Cash Funds Exempt / Reappropriated Funds	\$0		\$0		N/A		N/A		N/A	
Federal Funds	\$0		\$0		N/A		N/A		N/A	

**Total Appropriation**

<b>Total Funds</b>	<b>\$5,000,000</b>	<b>1.0</b>	<b>\$4,998,154</b>	<b>1.0</b>	<b>\$4,998,500</b>	<b>1.0</b>	<b>\$4,998,500</b>	<b>1.0</b>	<b>\$4,998,500</b>	<b>1.0</b>
<b>General Fund</b>	<b>\$0</b>		<b>\$0</b>	<b>0.0</b>	<b>\$0</b>	<b>0.0</b>	<b>\$0</b>	<b>0.0</b>	<b>\$0</b>	<b>0.0</b>
<b>General Fund Exempt</b>	<b>\$0</b>		<b>\$0</b>	<b>0.0</b>	<b>\$0</b>	<b>0.0</b>	<b>\$0</b>	<b>0.0</b>	<b>\$0</b>	<b>0.0</b>
<b>Cash Funds</b>	<b>\$5,000,000</b>	<b>1.0</b>	<b>\$4,998,154</b>	<b>1.0</b>	<b>\$4,998,500</b>	<b>1.0</b>	<b>\$4,998,500</b>	<b>1.0</b>	<b>\$4,998,500</b>	<b>1.0</b>
<b>Cash Funds Exempt / Reappropriated Funds</b>	<b>\$0</b>		<b>\$0</b>	<b>0.0</b>	<b>\$0</b>	<b>0.0</b>	<b>\$0</b>	<b>0.0</b>	<b>\$0</b>	<b>0.0</b>
<b>Federal Funds</b>	<b>\$0</b>		<b>\$0</b>	<b>0.0</b>	<b>\$0</b>	<b>0.0</b>	<b>\$0</b>	<b>0.0</b>	<b>\$0</b>	<b>0.0</b>



Colorado Department of Education  
 FY 2011-12 Budget Cycle  
 Schedule 3

(2) ASSISTANCE TO PUBLIC SCHOOLS; (C) Grant Programs, Distributions, and Other Assistance, (VII) Other Assistance, School Counselor Corps Grant Program

	FY 2008-09		FY 2009-10		FY 2010-11		FY 2010-11		FY 2011-12	
	Actuals	FTE	Actuals	FTE	Appropriated	FTE	Estimate	FTE	Request	FTE
SB10-146 Annualization - Modify Contributions to PERA										
Total Funds	N/A	N/A	N/A	N/A	N/A	N/A	N/A	N/A	\$1,500	\$0
General Fund	N/A		N/A		N/A		N/A		\$0	
General Fund Exempt	N/A		N/A		N/A		N/A		\$0	
Cash Funds	N/A		N/A		N/A		N/A		\$1,500	
Cash Funds Exempt / Reappropriated Funds	N/A		N/A		N/A		N/A		\$0	
Federal Funds	N/A		N/A		N/A		N/A		\$0	

DI - NP Statewide PERA Adjustment

Total Funds	N/A	N/A	N/A	N/A	N/A	N/A	N/A	N/A	(\$1,750)	\$0
General Fund	N/A		N/A		N/A		N/A		\$0	
General Fund Exempt	N/A		N/A		N/A		N/A		\$0	
Cash Funds	N/A		N/A		N/A		N/A		(\$1,750)	
Cash Funds Exempt / Reappropriated Funds	N/A		N/A		N/A		N/A		\$0	
Federal Funds	N/A		N/A		N/A		N/A		\$0	

**Total Spending Authority / Request**

<b>Total Funds</b>	<b>\$5,000,000</b>	<b>1.0</b>	<b>\$4,998,154</b>	<b>1.0</b>	<b>\$4,998,500</b>	<b>1.0</b>	<b>\$4,998,500</b>	<b>1.0</b>	<b>\$4,998,250</b>	<b>1.0</b>
<b>General Fund</b>	<b>\$0</b>		<b>\$0</b>	<b>0.0</b>	<b>\$0</b>	<b>0.0</b>	<b>\$0</b>	<b>0.0</b>	<b>\$0</b>	<b>0.0</b>
<b>General Fund Exempt</b>	<b>\$0</b>		<b>\$0</b>	<b>0.0</b>	<b>\$0</b>	<b>0.0</b>	<b>\$0</b>	<b>0.0</b>	<b>\$0</b>	<b>0.0</b>
<b>Cash Funds</b>	<b>\$5,000,000</b>	<b>1.0</b>	<b>\$4,998,154</b>	<b>1.0</b>	<b>\$4,998,500</b>	<b>1.0</b>	<b>\$4,998,500</b>	<b>1.0</b>	<b>\$4,998,250</b>	<b>1.0</b>
<b>Cash Funds Exempt / Reappropriated Funds</b>	<b>\$0</b>		<b>\$0</b>	<b>0.0</b>	<b>\$0</b>	<b>0.0</b>	<b>\$0</b>	<b>0.0</b>	<b>\$0</b>	<b>0.0</b>
<b>Federal Funds</b>	<b>\$0</b>		<b>\$0</b>	<b>0.0</b>	<b>\$0</b>	<b>0.0</b>	<b>\$0</b>	<b>0.0</b>	<b>\$0</b>	<b>0.0</b>

Colorado Department of Education  
 FY 2011-12 Budget Cycle  
 Schedule 3

(2) ASSISTANCE TO PUBLIC SCHOOLS; (C) Grant Programs, Distributions, and Other Assistance, (VII) Other Assistance, School Counselor Corps Grant Program

	FY 2008-09		FY 2009-10		FY 2010-11		FY 2010-11		FY 2011-12	
	Actuals	FTE	Actuals	FTE	Appropriated	FTE	Estimate	FTE	Request	FTE
<b>Expenditures</b>										
Total Funds	\$4,970,559	0.7	\$4,993,650	1.0	N/A	N/A	N/A	N/A	N/A	N/A
General Fund	\$0		\$0	0.0	N/A		N/A		N/A	
General Fund Exempt	\$0		\$0	0.0	N/A		N/A		N/A	
Cash Funds	\$4,970,559	0.7	\$4,993,650	1.0	N/A		N/A		N/A	
Cash Funds Exempt / Reappropriated Funds	\$0		\$0	0.0	N/A		N/A		N/A	
Federal Funds	\$0		\$0	0.0	N/A		N/A		N/A	
<b>Under/(Over) Expenditures</b>										
Total Funds	\$29,441	0.3	\$4,504	0.0	N/A	N/A	N/A	N/A	N/A	N/A
General Fund	\$0		\$0	0.0	N/A		N/A		N/A	
General Fund Exempt	\$0		\$0	0.0	N/A		N/A		N/A	
Cash Funds	\$29,441	0.3	\$4,504	0.0	N/A		N/A		N/A	
Cash Funds Exempt / Reappropriated Funds	\$0		\$0	0.0	N/A		N/A		N/A	
Federal Funds	\$0		\$0	0.0	N/A		N/A		N/A	

Colorado Department of Education  
 FY 2011-12 Budget Cycle  
 Schedule 3

(2) ASSISTANCE TO PUBLIC SCHOOLS; (C) Grant Programs, Distributions, and Other Assistance, (VII) Other Assistance, Contingency Reserve Fund

	FY 2008-09		FY 2009-10		FY 2010-11		FY 2010-11		FY 2011-12	
	Actuals	FTE	Actuals	FTE	Appropriated	FTE	Estimate	FTE	Request	FTE

HB 08-1375, SB 09-259, HB 10-1376, Prior Year Appropriation (Long Bill)

Total Funds	\$4,770,988	0.0	\$500,000	0.0	\$500,000	0.0	\$500,000	0.0	\$500,000	0.0
General Fund	\$0		\$0		\$0		\$0		\$0	
General Fund Exempt	\$0		\$0		\$0		\$0		\$0	
Cash Funds	\$4,770,988		\$500,000		\$500,000		\$500,000		\$500,000	
Cash Funds Exempt / Reappropriated Funds	\$0		\$0		\$0		\$0		\$0	
Federal Funds	\$0		\$0		\$0		\$0		\$0	

**Total Appropriation**

<b>Total Funds</b>	<b>\$4,770,988</b>	<b>0.0</b>	<b>\$500,000</b>	<b>0.0</b>	<b>\$500,000</b>	<b>0.0</b>	<b>\$500,000</b>	<b>0.0</b>	<b>\$500,000</b>	<b>0.0</b>
<b>General Fund</b>	<b>\$0</b>		<b>\$0</b>		<b>\$0</b>		<b>\$0</b>		<b>\$0</b>	
<b>General Fund Exempt</b>	<b>\$0</b>		<b>\$0</b>		<b>\$0</b>		<b>\$0</b>		<b>\$0</b>	
<b>Cash Funds</b>	<b>\$4,770,988</b>		<b>\$500,000</b>		<b>\$500,000</b>		<b>\$500,000</b>		<b>\$500,000</b>	
<b>Cash Funds Exempt / Reappropriated Funds</b>	<b>\$0</b>		<b>\$0</b>		<b>\$0</b>		<b>\$0</b>		<b>\$0</b>	
<b>Federal Funds</b>	<b>\$0</b>		<b>\$0</b>		<b>\$0</b>		<b>\$0</b>		<b>\$0</b>	

Restrict to Fund Balance Available

Total Funds	\$0	0.0	(\$351,742)	0.0	N/A		N/A		N/A	
General Fund	\$0		\$0		N/A		N/A		N/A	
General Fund Exempt	\$0		\$0		N/A		N/A		N/A	
Cash Funds	\$0		(\$351,742)		N/A		N/A		N/A	
Cash Funds Exempt / Reappropriated Funds	\$0		\$0		N/A		N/A		N/A	
Federal Funds	\$0		\$0		N/A		N/A		N/A	

1331 Supplemental - Contingency Reserve to Assist School District's With Cash Flow

Total Funds	N/A		\$0		N/A		\$2,946,551	0.0	N/A	
General Fund	N/A		\$0		N/A		\$2,946,551		N/A	
General Fund Exempt	N/A		\$0		N/A		\$0		N/A	
Cash Funds	N/A		\$0		N/A		\$0		N/A	
Cash Funds Exempt / Reappropriated Funds	N/A		\$0		N/A		\$0		N/A	
Federal Funds	N/A		\$0		N/A		\$0		N/A	

Colorado Department of Education  
 FY 2011-12 Budget Cycle  
 Schedule 3

(2) ASSISTANCE TO PUBLIC SCHOOLS; (C) Grant Programs, Distributions, and Other Assistance, (VII) Other Assistance, Contingency Reserve Fund

	FY 2008-09		FY 2009-10		FY 2010-11		FY 2010-11		FY 2011-12	
	Actuals	FTE	Actuals	FTE	Appropriated	FTE	Estimate	FTE	Request	FTE
<b>Total Spending Authority / Request</b>										
Total Funds	\$4,770,988	0.0	\$148,258	0.0	\$500,000	0.0	\$3,446,551	0.0	\$500,000	0.0
General Fund	\$0		\$0		\$0		\$2,946,551		\$0	
General Fund Exempt	\$0		\$0		\$0		\$0		\$0	
Cash Funds	\$4,770,988		\$148,258		\$500,000		\$500,000		\$500,000	
Cash Funds Exempt / Reappropriated Funds	\$0		\$0		\$0		\$0		\$0	
Federal Funds	\$0		\$0		\$0		\$0		\$0	

Expenditures

Total Funds	\$1,532,288	0.0	\$130,152	0.0	N/A	N/A	N/A	N/A	N/A	N/A
General Fund	\$0		\$0		N/A		N/A		N/A	
General Fund Exempt	\$0		\$0		N/A		N/A		N/A	
Cash Funds	\$1,532,288		\$130,152		N/A		N/A		N/A	
Cash Funds Exempt / Reappropriated Funds	\$0		\$0		N/A		N/A		N/A	
Federal Funds	\$0		\$0		N/A		N/A		N/A	

Under/(Over) Expenditures

Total Funds	\$3,238,700	0.0	\$18,106	0.0	N/A	N/A	N/A	N/A	N/A	N/A
General Fund	\$0		\$0		N/A		N/A		N/A	
General Fund Exempt	\$0		\$0		N/A		N/A		N/A	
Cash Funds	\$3,238,700		\$18,106		N/A		N/A		N/A	
Cash Funds Exempt / Reappropriated Funds	\$0		\$0		N/A		N/A		N/A	
Federal Funds	\$0		\$0		N/A		N/A		N/A	

Colorado Department of Education  
 FY 2011-12 Budget Cycle  
 Schedule 3

(2) ASSISTANCE TO PUBLIC SCHOOLS; (C) Grant Programs, Distributions, and Other Assistance, (VII) Other Assistance, Alternative Teacher Compensation Plan Grants

	FY 2008-09		FY 2009-10		FY 2010-11		FY 2010-11		FY 2011-12	
	Actuals	FTE	Actuals	FTE	Appropriated	FTE	Estimate	FTE	Request	FTE

HB 08-1375, SB 09-259, HB 10-1376, Prior Year Appropriation (Long Bill)

Total Funds	\$0	0.0	\$0	0.0	\$0	0.0	\$0	0.0	\$0	0.0
General Fund	\$0		\$0		\$0		\$0		\$0	
General Fund Exempt	\$0		\$0		\$0		\$0		\$0	
Cash Funds	\$0		\$0		\$0		\$0		\$0	
Cash Funds Exempt / Reappropriated Funds	\$0		\$0		\$0		\$0		\$0	
Federal Funds	\$0		\$0		\$0		\$0		\$0	

SB 09-213 Alternative Teacher Compensation

Total Funds	(\$1,000,000)	0.0	\$0	0.0	N/A	N/A	N/A	N/A	N/A	N/A
General Fund	\$0		\$0		N/A		N/A		N/A	
General Fund Exempt	\$0		\$0		N/A		N/A		N/A	
Cash Funds	(\$1,000,000)		\$0		N/A		N/A		N/A	
Cash Funds Exempt / Reappropriated Funds	\$0		\$0		N/A		N/A		N/A	
Federal Funds	\$0		\$0		N/A		N/A		N/A	

HB 08-1388 School Finance Act FY 08-09 Appropriation

Total Funds	\$1,000,000	0.0	\$0	0.0	N/A	N/A	N/A	N/A	N/A	N/A
General Fund	\$0		\$0		N/A		N/A		N/A	
General Fund Exempt	\$0		\$0		N/A		N/A		N/A	
Cash Funds	\$1,000,000		\$0		N/A		N/A		N/A	
Cash Funds Exempt / Reappropriated Funds	\$0		\$0		N/A		N/A		N/A	
Federal Funds	\$0		\$0		N/A		N/A		N/A	

**Total Appropriation**

<b>Total Funds</b>	<b>\$0</b>	<b>0.0</b>	<b>\$0</b>	<b>0.0</b>	<b>\$0</b>	<b>0.0</b>	<b>\$0</b>	<b>0.0</b>	<b>\$0</b>	<b>0.0</b>
<b>General Fund</b>	<b>\$0</b>		<b>\$0</b>		<b>\$0</b>		<b>\$0</b>		<b>\$0</b>	
<b>General Fund Exempt</b>	<b>\$0</b>		<b>\$0</b>		<b>\$0</b>		<b>\$0</b>		<b>\$0</b>	
<b>Cash Funds</b>	<b>\$0</b>		<b>\$0</b>		<b>\$0</b>		<b>\$0</b>		<b>\$0</b>	
<b>Cash Funds Exempt / Reappropriated Funds</b>	<b>\$0</b>		<b>\$0</b>		<b>\$0</b>		<b>\$0</b>		<b>\$0</b>	
<b>Federal Funds</b>	<b>\$0</b>		<b>\$0</b>		<b>\$0</b>		<b>\$0</b>		<b>\$0</b>	

Colorado Department of Education  
 FY 2011-12 Budget Cycle  
 Schedule 3

(2) ASSISTANCE TO PUBLIC SCHOOLS; (C) Grant Programs, Distributions, and Other Assistance, (VII) Other Assistance, Alternative Teacher Compensation Plan Grants

	FY 2008-09		FY 2009-10		FY 2010-11		FY 2010-11		FY 2011-12	
	Actuals	FTE	Actuals	FTE	Appropriated	FTE	Estimate	FTE	Request	FTE
<b>Total Spending Authority / Request</b>										
Total Funds	\$0	0.0	\$0	0.0	\$0	0.0	\$0	0.0	\$0	0.0
General Fund	\$0		\$0		\$0		\$0		\$0	
General Fund Exempt	\$0		\$0		\$0		\$0		\$0	
Cash Funds	\$0		\$0		\$0		\$0		\$0	
Cash Funds Exempt / Reappropriated Funds	\$0		\$0		\$0		\$0		\$0	
Federal Funds	\$0		\$0		\$0		\$0		\$0	

Expenditures

Total Funds	\$0	0.0	\$0	0.0	N/A	N/A	N/A	N/A	N/A	N/A
General Fund	\$0		\$0		N/A		N/A		N/A	
General Fund Exempt	\$0		\$0		N/A		N/A		N/A	
Cash Funds	\$0		\$0		N/A		N/A		N/A	
Cash Funds Exempt / Reappropriated Funds	\$0		\$0		N/A		N/A		N/A	
Federal Funds	\$0		\$0		N/A		N/A		N/A	

Under/(Over) Expenditures

Total Funds	\$0	0.0	\$0	0.0	N/A	N/A	N/A	N/A	N/A	N/A
General Fund	\$0		\$0		N/A		N/A		N/A	
General Fund Exempt	\$0		\$0		N/A		N/A		N/A	
Cash Funds	\$0		\$0		N/A		N/A		N/A	
Cash Funds Exempt / Reappropriated Funds	\$0		\$0		N/A		N/A		N/A	
Federal Funds	\$0		\$0		N/A		N/A		N/A	

Colorado Department of Education  
FY 2011-12 Budget Cycle  
Schedule 3

(2) ASSISTANCE TO PUBLIC SCHOOLS; (C) Grant Programs, Distributions, and Other Assistance, (VII) Other Assistance, Regional Service Cooperatives

	FY 2008-09		FY 2009-10		FY 2010-11		FY 2010-11		FY 2011-12	
	Actuals	FTE	Actuals	FTE	Appropriated	FTE	Estimate	FTE	Request	FTE

HB 08-1375, SB 09-259, HB 10-1376, Prior Year Appropriation (Long Bill)

Total Funds	\$0	0.0	\$1,067,182	1.0	\$0	0.0	\$0	0.0	\$0	0.0
General Fund	\$0		\$0	0.0	\$0		\$0		\$0	
General Fund Exempt	\$0		\$0	0.0	\$0		\$0		\$0	
Cash Funds	\$0		\$1,067,182	1.0	\$0		\$0		\$0	
Cash Funds Exempt / Reappropriated Funds	\$0		\$0	0.0	\$0		\$0		\$0	
Federal Funds	\$0		\$0	0.0	\$0		\$0		\$0	

SB 10-065 (Supplemental)

Total Funds	\$0	0.0	(\$40,850)	0.0	N/A	N/A	N/A	N/A	N/A	N/A
General Fund	\$0		\$0	0.0	N/A		N/A		N/A	
General Fund Exempt	\$0		\$0	0.0	N/A		N/A		N/A	
Cash Funds	\$0		(\$40,850)	0.0	N/A		N/A		N/A	
Cash Funds Exempt / Reappropriated Funds	\$0		\$0	0.0	N/A		N/A		N/A	
Federal Funds	\$0		\$0	0.0	N/A		N/A		N/A	

SB 08-038 K-12 Educational Regional Service Cooperatives FY 2008-09 Appropriation

Total Funds	\$198,545	1.0	\$0	0.0	N/A	N/A	N/A	N/A	N/A	N/A
General Fund	\$0		\$0	0.0	N/A		N/A		N/A	
General Fund Exempt	\$0		\$0	0.0	N/A		N/A		N/A	
Cash Funds	\$198,545	1.0	\$0	0.0	N/A		N/A		N/A	
Cash Funds Exempt / Reappropriated Funds	\$0		\$0	0.0	N/A		N/A		N/A	
Federal Funds	\$0		\$0	0.0	N/A		N/A		N/A	

**Total Appropriation**

<b>Total Funds</b>	<b>\$198,545</b>	<b>1.0</b>	<b>\$1,026,332</b>	<b>1.0</b>	<b>\$0</b>	<b>0.0</b>	<b>\$0</b>	<b>0.0</b>	<b>\$0</b>	<b>0.0</b>
<b>General Fund</b>	<b>\$0</b>		<b>\$0</b>	<b>0.0</b>	<b>\$0</b>		<b>\$0</b>		<b>\$0</b>	
<b>General Fund Exempt</b>	<b>\$0</b>		<b>\$0</b>	<b>0.0</b>	<b>\$0</b>		<b>\$0</b>		<b>\$0</b>	
<b>Cash Funds</b>	<b>\$198,545</b>	<b>1.0</b>	<b>\$1,026,332</b>	<b>1.0</b>	<b>\$0</b>		<b>\$0</b>		<b>\$0</b>	
<b>Cash Funds Exempt / Reappropriated Funds</b>	<b>\$0</b>		<b>\$0</b>	<b>0.0</b>	<b>\$0</b>		<b>\$0</b>		<b>\$0</b>	
<b>Federal Funds</b>	<b>\$0</b>		<b>\$0</b>	<b>0.0</b>	<b>\$0</b>		<b>\$0</b>		<b>\$0</b>	

Colorado Department of Education  
 FY 2011-12 Budget Cycle  
 Schedule 3

(2) ASSISTANCE TO PUBLIC SCHOOLS; (C) Grant Programs, Distributions, and Other Assistance, (VII) Other Assistance, Regional Service Cooperatives

	FY 2008-09		FY 2009-10		FY 2010-11		FY 2010-11		FY 2011-12	
	Actuals	FTE	Actuals	FTE	Appropriated	FTE	Estimate	FTE	Request	FTE
<b>Total Spending Authority / Request</b>										
<b>Total Funds</b>	\$198,545	1.0	\$1,026,332	1.0	\$0	0.0	\$0	0.0	\$0	0.0
General Fund	\$0		\$0	0.0	\$0		\$0		\$0	
General Fund Exempt	\$0		\$0	0.0	\$0		\$0		\$0	
Cash Funds	\$198,545	1.0	\$1,026,332	1.0	\$0		\$0		\$0	
Cash Funds Exempt / Reappropriated Funds	\$0		\$0	0.0	\$0		\$0		\$0	
Federal Funds	\$0		\$0	0.0	\$0		\$0		\$0	

Expenditures

Total Funds	\$145,135	0.7	\$1,008,079	0.7	N/A	N/A	N/A	N/A	N/A	N/A
General Fund	\$0		\$0	0.0	N/A		N/A		N/A	
General Fund Exempt	\$0		\$0	0.0	N/A		N/A		N/A	
Cash Funds	\$145,135	0.7	\$1,008,079	0.7	N/A		N/A		N/A	
Cash Funds Exempt / Reappropriated Funds	\$0		\$0	0.0	N/A		N/A		N/A	
Federal Funds	\$0		\$0	0.0	N/A		N/A		N/A	

Under/(Over) Expenditures

<b>Total Funds</b>	\$53,410	0.3	\$18,253	0.3	N/A	N/A	N/A	N/A	N/A	N/A
General Fund	\$0		\$0	0.0	N/A		N/A		N/A	
General Fund Exempt	\$0		\$0	0.0	N/A		N/A		N/A	
Cash Funds	\$53,410	0.3	\$18,253	0.3	N/A		N/A		N/A	
Cash Funds Exempt / Reappropriated Funds	\$0		\$0	0.0	N/A		N/A		N/A	
Federal Funds	\$0		\$0	0.0	N/A		N/A		N/A	



Colorado Department of Education  
 FY 2011-12 Budget Cycle  
 Schedule 3

(2) ASSISTANCE TO PUBLIC SCHOOLS; (C) Grant Programs, Distributions, and Other Assistance, (VII) Other Assistance, First Responder School Mapping System

	FY 2008-09		FY 2009-10		FY 2010-11		FY 2010-11		FY 2011-12	
	Actuals	FTE	Actuals	FTE	Appropriated	FTE	Estimate	FTE	Request	FTE
HB 08-1375, SB 09-259, HB 10-1376, Prior Year Appropriation (Long Bill)										
Total Funds	\$0	0.0	\$0	0.0	\$0	0.0	\$0	0.0	\$0	0.0
General Fund	\$0		\$0		\$0		\$0		\$0	
General Fund Exempt	\$0		\$0		\$0		\$0		\$0	
Cash Funds	\$0		\$0		\$0		\$0		\$0	
Cash Funds Exempt / Reappropriated Funds	\$0		\$0		\$0		\$0		\$0	
Federal Funds	\$0		\$0		\$0		\$0		\$0	

HB 08-1267 School Critical Incident Planning FY 08-09 Appropriation

Total Funds	\$150,000	0.0	\$0	0.0	N/A	N/A	N/A	N/A	N/A	N/A
General Fund	\$0		\$0		N/A		N/A		N/A	
General Fund Exempt	\$0		\$0		N/A		N/A		N/A	
Cash Funds	\$150,000		\$0		N/A		N/A		N/A	
Cash Funds Exempt / Reappropriated Funds	\$0		\$0		N/A		N/A		N/A	
Federal Funds	\$0		\$0		N/A		N/A		N/A	

**Total Appropriation**

<b>Total Funds</b>	<b>\$150,000</b>	<b>0.0</b>	<b>\$0</b>	<b>0.0</b>	<b>\$0</b>	<b>0.0</b>	<b>\$0</b>	<b>0.0</b>	<b>\$0</b>	<b>0.0</b>
<b>General Fund</b>	<b>\$0</b>		<b>\$0</b>		<b>\$0</b>		<b>\$0</b>		<b>\$0</b>	
<b>General Fund Exempt</b>	<b>\$0</b>		<b>\$0</b>		<b>\$0</b>		<b>\$0</b>		<b>\$0</b>	
<b>Cash Funds</b>	<b>\$150,000</b>		<b>\$0</b>		<b>\$0</b>		<b>\$0</b>		<b>\$0</b>	
<b>Cash Funds Exempt / Reappropriated Funds</b>	<b>\$0</b>		<b>\$0</b>		<b>\$0</b>		<b>\$0</b>		<b>\$0</b>	
<b>Federal Funds</b>	<b>\$0</b>		<b>\$0</b>		<b>\$0</b>		<b>\$0</b>		<b>\$0</b>	

**Total Spending Authority / Request**

<b>Total Funds</b>	<b>\$150,000</b>	<b>0.0</b>	<b>\$0</b>	<b>0.0</b>	<b>\$0</b>	<b>0.0</b>	<b>\$0</b>	<b>0.0</b>	<b>\$0</b>	<b>0.0</b>
<b>General Fund</b>	<b>\$0</b>		<b>\$0</b>		<b>\$0</b>		<b>\$0</b>		<b>\$0</b>	
<b>General Fund Exempt</b>	<b>\$0</b>		<b>\$0</b>		<b>\$0</b>		<b>\$0</b>		<b>\$0</b>	
<b>Cash Funds</b>	<b>\$150,000</b>		<b>\$0</b>		<b>\$0</b>		<b>\$0</b>		<b>\$0</b>	
<b>Cash Funds Exempt / Reappropriated Funds</b>	<b>\$0</b>		<b>\$0</b>		<b>\$0</b>		<b>\$0</b>		<b>\$0</b>	
<b>Federal Funds</b>	<b>\$0</b>		<b>\$0</b>		<b>\$0</b>		<b>\$0</b>		<b>\$0</b>	

Colorado Department of Education  
 FY 2011-12 Budget Cycle  
 Schedule 3

(2) ASSISTANCE TO PUBLIC SCHOOLS; (C) Grant Programs, Distributions, and Other Assistance, (VII) Other Assistance, First Responder School Mapping System

	FY 2008-09		FY 2009-10		FY 2010-11		FY 2010-11		FY 2011-12	
	Actuals	FTE	Actuals	FTE	Appropriated	FTE	Estimate	FTE	Request	FTE
<b>Expenditures</b>										
Total Funds	\$150,000	0.0	\$0	0.0	N/A	N/A	N/A	N/A	N/A	N/A
General Fund	\$0		\$0		N/A		N/A		N/A	
General Fund Exempt	\$0		\$0		N/A		N/A		N/A	
Cash Funds	\$150,000		\$0		N/A		N/A		N/A	
Cash Funds Exempt / Reappropriated Funds	\$0		\$0		N/A		N/A		N/A	
Federal Funds	\$0		\$0		N/A		N/A		N/A	
<b>Under/(Over) Expenditures</b>										
Total Funds	\$0	0.0	\$0	0.0	N/A	N/A	N/A	N/A	N/A	N/A
General Fund	\$0		\$0		N/A		N/A		N/A	
General Fund Exempt	\$0		\$0		N/A		N/A		N/A	
Cash Funds	\$0		\$0		N/A		N/A		N/A	
Cash Funds Exempt / Reappropriated Funds	\$0		\$0		N/A		N/A		N/A	
Federal Funds	\$0		\$0		N/A		N/A		N/A	

Colorado Department of Education  
 FY 2011-12 Budget Cycle  
 Schedule 3

(2) ASSISTANCE TO PUBLIC SCHOOLS; (C) Grant Programs, Distributions, and Other Assistance, (VII) Other Assistance, Supplemental On-line Education Services

	FY 2008-09		FY 2009-10		FY 2010-11		FY 2010-11		FY 2011-12	
	Actuals	FTE	Actuals	FTE	Appropriated	FTE	Estimate	FTE	Request	FTE

HB 08-1375, SB 09-259, HB 10-1376, Prior Year Appropriation (Long Bill)

Total Funds	\$480,000	0.0	\$480,000	0.0	\$480,000	0.0	\$480,000	0.0	\$480,000	0.0
General Fund	\$0		\$0		\$0		\$0		\$0	
General Fund Exempt	\$0		\$0		\$0		\$0		\$0	
Cash Funds	\$480,000		\$480,000		\$480,000		\$480,000		\$480,000	
Cash Funds Exempt / Reappropriated Funds	\$0		\$0		\$0		\$0		\$0	
Federal Funds	\$0		\$0		\$0		\$0		\$0	

**Total Appropriation**

<b>Total Funds</b>	<b>\$480,000</b>	<b>0.0</b>	<b>\$480,000</b>	<b>0.0</b>	<b>\$480,000</b>	<b>0.0</b>	<b>\$480,000</b>	<b>0.0</b>	<b>\$480,000</b>	<b>0.0</b>
<b>General Fund</b>	<b>\$0</b>		<b>\$0</b>		<b>\$0</b>		<b>\$0</b>		<b>\$0</b>	
<b>General Fund Exempt</b>	<b>\$0</b>		<b>\$0</b>		<b>\$0</b>		<b>\$0</b>		<b>\$0</b>	
<b>Cash Funds</b>	<b>\$480,000</b>		<b>\$480,000</b>		<b>\$480,000</b>		<b>\$480,000</b>		<b>\$480,000</b>	
<b>Cash Funds Exempt / Reappropriated Funds</b>	<b>\$0</b>		<b>\$0</b>		<b>\$0</b>		<b>\$0</b>		<b>\$0</b>	
<b>Federal Funds</b>	<b>\$0</b>		<b>\$0</b>		<b>\$0</b>		<b>\$0</b>		<b>\$0</b>	

**Total Spending Authority / Request**

<b>Total Funds</b>	<b>\$480,000</b>	<b>0.0</b>	<b>\$480,000</b>	<b>0.0</b>	<b>\$480,000</b>	<b>0.0</b>	<b>\$480,000</b>	<b>0.0</b>	<b>\$480,000</b>	<b>0.0</b>
<b>General Fund</b>	<b>\$0</b>		<b>\$0</b>		<b>\$0</b>		<b>\$0</b>		<b>\$0</b>	
<b>General Fund Exempt</b>	<b>\$0</b>		<b>\$0</b>		<b>\$0</b>		<b>\$0</b>		<b>\$0</b>	
<b>Cash Funds</b>	<b>\$480,000</b>		<b>\$480,000</b>		<b>\$480,000</b>		<b>\$480,000</b>		<b>\$480,000</b>	
<b>Cash Funds Exempt / Reappropriated Funds</b>	<b>\$0</b>		<b>\$0</b>		<b>\$0</b>		<b>\$0</b>		<b>\$0</b>	
<b>Federal Funds</b>	<b>\$0</b>		<b>\$0</b>		<b>\$0</b>		<b>\$0</b>		<b>\$0</b>	

Colorado Department of Education  
 FY 2011-12 Budget Cycle  
 Schedule 3

(2) ASSISTANCE TO PUBLIC SCHOOLS; (C) Grant Programs, Distributions, and Other Assistance, (VII) Other Assistance, Supplemental On-line Education Services

	FY 2008-09		FY 2009-10		FY 2010-11		FY 2010-11		FY 2011-12	
	Actuals	FTE	Actuals	FTE	Appropriated	FTE	Estimate	FTE	Request	FTE
<b>Expenditures</b>										
Total Funds	\$480,000	0.0	\$480,000	0.0	N/A	N/A	N/A	N/A	N/A	N/A
General Fund	\$0		\$0		N/A		N/A		N/A	
General Fund Exempt	\$0		\$0		N/A		N/A		N/A	
Cash Funds	\$480,000		\$480,000		N/A		N/A		N/A	
Cash Funds Exempt / Reappropriated Funds	\$0		\$0		N/A		N/A		N/A	
Federal Funds	\$0		\$0		N/A		N/A		N/A	
<b>Under/(Over) Expenditures</b>										
Total Funds	\$0	0.0	\$0	0.0	N/A	N/A	N/A	N/A	N/A	N/A
General Fund	\$0		\$0		N/A		N/A		N/A	
General Fund Exempt	\$0		\$0		N/A		N/A		N/A	
Cash Funds	\$0		\$0		N/A		N/A		N/A	
Cash Funds Exempt / Reappropriated Funds	\$0		\$0		N/A		N/A		N/A	
Federal Funds	\$0		\$0		N/A		N/A		N/A	

Colorado Department of Education  
 FY 2011-12 Budget Cycle  
 Schedule 3

(2) ASSISTANCE TO PUBLIC SCHOOLS; (C) Grant Programs, Distributions, and Other Assistance, (VII) Other Assistance, Supplemental On-line Education Grant Program

	FY 2008-09		FY 2009-10		FY 2010-11		FY 2010-11		FY 2011-12	
	Actuals	FTE	Actuals	FTE	Appropriated	FTE	Estimate	FTE	Request	FTE

HB 08-1375, SB 09-259, HB 10-1376, Prior Year Appropriation (Long Bill)

Total Funds	\$50,000	0.0	\$50,000	0.0	\$50,000	0.0	\$50,000	0.0	\$50,000	0.0
General Fund	\$0		\$0		\$0		\$0		\$0	
General Fund Exempt	\$0		\$0		\$0		\$0		\$0	
Cash Funds	\$50,000		\$50,000		\$50,000		\$50,000		\$50,000	
Cash Funds Exempt / Reappropriated Funds	\$0		\$0		\$0		\$0		\$0	
Federal Funds	\$0		\$0		\$0		\$0		\$0	

**Total Appropriation**

<b>Total Funds</b>	<b>\$50,000</b>	<b>0.0</b>	<b>\$50,000</b>	<b>0.0</b>	<b>\$50,000</b>	<b>0.0</b>	<b>\$50,000</b>	<b>0.0</b>	<b>\$50,000</b>	<b>0.0</b>
<b>General Fund</b>	<b>\$0</b>		<b>\$0</b>		<b>\$0</b>		<b>\$0</b>		<b>\$0</b>	
<b>General Fund Exempt</b>	<b>\$0</b>		<b>\$0</b>		<b>\$0</b>		<b>\$0</b>		<b>\$0</b>	
<b>Cash Funds</b>	<b>\$50,000</b>		<b>\$50,000</b>		<b>\$50,000</b>		<b>\$50,000</b>		<b>\$50,000</b>	
<b>Cash Funds Exempt / Reappropriated Funds</b>	<b>\$0</b>		<b>\$0</b>		<b>\$0</b>		<b>\$0</b>		<b>\$0</b>	
<b>Federal Funds</b>	<b>\$0</b>		<b>\$0</b>		<b>\$0</b>		<b>\$0</b>		<b>\$0</b>	

**Total Spending Authority / Request**

<b>Total Funds</b>	<b>\$50,000</b>	<b>0.0</b>	<b>\$50,000</b>	<b>0.0</b>	<b>\$50,000</b>	<b>0.0</b>	<b>\$50,000</b>	<b>0.0</b>	<b>\$50,000</b>	<b>0.0</b>
<b>General Fund</b>	<b>\$0</b>		<b>\$0</b>		<b>\$0</b>		<b>\$0</b>		<b>\$0</b>	
<b>General Fund Exempt</b>	<b>\$0</b>		<b>\$0</b>		<b>\$0</b>		<b>\$0</b>		<b>\$0</b>	
<b>Cash Funds</b>	<b>\$50,000</b>		<b>\$50,000</b>		<b>\$50,000</b>		<b>\$50,000</b>		<b>\$50,000</b>	
<b>Cash Funds Exempt / Reappropriated Funds</b>	<b>\$0</b>		<b>\$0</b>		<b>\$0</b>		<b>\$0</b>		<b>\$0</b>	
<b>Federal Funds</b>	<b>\$0</b>		<b>\$0</b>		<b>\$0</b>		<b>\$0</b>		<b>\$0</b>	

Colorado Department of Education  
 FY 2011-12 Budget Cycle  
 Schedule 3

(2) ASSISTANCE TO PUBLIC SCHOOLS; (C) Grant Programs, Distributions, and Other Assistance, (VII) Other Assistance, Supplemental On-line Education Grant Program

	FY 2008-09		FY 2009-10		FY 2010-11		FY 2010-11		FY 2011-12	
	Actuals	FTE	Actuals	FTE	Appropriated	FTE	Estimate	FTE	Request	FTE
<b>Expenditures</b>										
Total Funds	\$50,000	0.0	\$50,000	0.0	N/A	N/A	N/A	N/A	N/A	N/A
General Fund	\$0		\$0		N/A		N/A		N/A	
General Fund Exempt	\$0		\$0		N/A		N/A		N/A	
Cash Funds	\$50,000		\$50,000		N/A		N/A		N/A	
Cash Funds Exempt / Reappropriated Funds	\$0		\$0		N/A		N/A		N/A	
Federal Funds	\$0		\$0		N/A		N/A		N/A	
<b>Under/(Over) Expenditures</b>										
Total Funds	\$0	0.0	\$0	0.0	N/A	N/A	N/A	N/A	N/A	N/A
General Fund	\$0		\$0		N/A		N/A		N/A	
General Fund Exempt	\$0		\$0		N/A		N/A		N/A	
Cash Funds	\$0		\$0		N/A		N/A		N/A	
Cash Funds Exempt / Reappropriated Funds	\$0		\$0		N/A		N/A		N/A	
Federal Funds	\$0		\$0		N/A		N/A		N/A	

Colorado Department of Education  
FY 2011-12 Budget Cycle  
Schedule 3

(2) ASSISTANCE TO PUBLIC SCHOOLS; (C) Grant Programs, Distributions, and Other Assistance, (VII) Other Assistance, School Awards Program

	FY 2008-09		FY 2009-10		FY 2010-11		FY 2010-11		FY 2011-12	
	Actuals	FTE	Actuals	FTE	Appropriated	FTE	Estimate	FTE	Request	FTE
HB 08-1375, SB 09-259, HB 10-1376, Prior Year Appropriation (Long Bill)										
Total Funds	\$0	0.0	\$0	0.0	\$250,000	0.0	\$250,000	0.0	\$250,000	0.0
General Fund	\$0		\$0		\$0		\$0		\$0	
General Fund Exempt	\$0		\$0		\$0		\$0		\$0	
Cash Funds	\$0		\$0		\$250,000		\$250,000		\$250,000	
Cash Funds Exempt / Reappropriated Funds	\$0		\$0		\$0		\$0		\$0	
Federal Funds	\$0		\$0		\$0		\$0		\$0	

SB 09-256 School Finance Act

Total Funds	\$0	0.0	\$250,000	0.0	\$0	0.0	N/A	N/A	N/A	N/A
General Fund	\$0		\$0		\$0		N/A		N/A	
General Fund Exempt	\$0		\$0		\$0		N/A		N/A	
Cash Funds	\$0		\$250,000		\$0		N/A		N/A	
Cash Funds Exempt / Reappropriated Funds	\$0		\$0		\$0		N/A		N/A	
Federal Funds	\$0		\$0		\$0		N/A		N/A	

**Total Appropriation**

<b>Total Funds</b>	<b>\$0</b>	<b>0.0</b>	<b>\$250,000</b>	<b>0.0</b>	<b>\$250,000</b>	<b>0.0</b>	<b>\$250,000</b>	<b>0.0</b>	<b>\$250,000</b>	<b>0.0</b>
<b>General Fund</b>	<b>\$0</b>		<b>\$0</b>		<b>\$0</b>		<b>\$0</b>		<b>\$0</b>	
<b>General Fund Exempt</b>	<b>\$0</b>		<b>\$0</b>		<b>\$0</b>		<b>\$0</b>		<b>\$0</b>	
<b>Cash Funds</b>	<b>\$0</b>		<b>\$250,000</b>		<b>\$250,000</b>		<b>\$250,000</b>		<b>\$250,000</b>	
<b>Cash Funds Exempt / Reappropriated Funds</b>	<b>\$0</b>		<b>\$0</b>		<b>\$0</b>		<b>\$0</b>		<b>\$0</b>	
<b>Federal Funds</b>	<b>\$0</b>		<b>\$0</b>		<b>\$0</b>		<b>\$0</b>		<b>\$0</b>	

**Total Spending Authority / Request**

<b>Total Funds</b>	<b>\$0</b>	<b>0.0</b>	<b>\$250,000</b>	<b>0.0</b>	<b>\$250,000</b>	<b>0.0</b>	<b>\$250,000</b>	<b>0.0</b>	<b>\$250,000</b>	<b>0.0</b>
<b>General Fund</b>	<b>\$0</b>		<b>\$0</b>		<b>\$0</b>		<b>\$0</b>		<b>\$0</b>	
<b>General Fund Exempt</b>	<b>\$0</b>		<b>\$0</b>		<b>\$0</b>		<b>\$0</b>		<b>\$0</b>	
<b>Cash Funds</b>	<b>\$0</b>		<b>\$250,000</b>		<b>\$250,000</b>		<b>\$250,000</b>		<b>\$250,000</b>	
<b>Cash Funds Exempt / Reappropriated Funds</b>	<b>\$0</b>		<b>\$0</b>		<b>\$0</b>		<b>\$0</b>		<b>\$0</b>	
<b>Federal Funds</b>	<b>\$0</b>		<b>\$0</b>		<b>\$0</b>		<b>\$0</b>		<b>\$0</b>	

Colorado Department of Education  
 FY 2011-12 Budget Cycle  
 Schedule 3

(2) ASSISTANCE TO PUBLIC SCHOOLS; (C) Grant Programs, Distributions, and Other Assistance, (VII) Other Assistance, School Awards Program

	FY 2008-09		FY 2009-10		FY 2010-11		FY 2010-11		FY 2011-12	
	Actuals	FTE	Actuals	FTE	Appropriated	FTE	Estimate	FTE	Request	FTE
<b>Expenditures</b>										
Total Funds	\$0	0.0	\$250,000	0.0	N/A	N/A	N/A	N/A	N/A	N/A
General Fund	\$0		\$0		N/A		N/A		N/A	
General Fund Exempt	\$0		\$0		N/A		N/A		N/A	
Cash Funds	\$0		\$250,000		N/A		N/A		N/A	
Cash Funds Exempt / Reappropriated Funds	\$0		\$0		N/A		N/A		N/A	
Federal Funds	\$0		\$0		N/A		N/A		N/A	

**Under/(Over) Expenditures**

<b>Total Funds</b>	<b>\$0</b>	<b>0.0</b>	<b>\$0</b>	<b>0.0</b>	<b>N/A</b>	<b>N/A</b>	<b>N/A</b>	<b>N/A</b>	<b>N/A</b>	<b>N/A</b>
<b>General Fund</b>	<b>\$0</b>		<b>\$0</b>		<b>N/A</b>		<b>N/A</b>		<b>N/A</b>	
<b>General Fund Exempt</b>	<b>\$0</b>		<b>\$0</b>		<b>N/A</b>		<b>N/A</b>		<b>N/A</b>	
<b>Cash Funds</b>	<b>\$0</b>		<b>\$0</b>		<b>N/A</b>		<b>N/A</b>		<b>N/A</b>	
<b>Cash Funds Exempt / Reappropriated Funds</b>	<b>\$0</b>		<b>\$0</b>		<b>N/A</b>		<b>N/A</b>		<b>N/A</b>	
<b>Federal Funds</b>	<b>\$0</b>		<b>\$0</b>		<b>N/A</b>		<b>N/A</b>		<b>N/A</b>	



Colorado Department of Education  
 FY 2011-12 Budget Cycle  
 Schedule 3

(2) ASSISTANCE TO PUBLIC SCHOOLS; (C) Grant Programs, Distributions, and Other Assistance, (VII) Other Assistance, Interstate Compact on Educational Opportunity for Military Children

	FY 2008-09		FY 2009-10		FY 2010-11		FY 2010-11		FY 2011-12	
	Actuals	FTE	Actuals	FTE	Appropriated	FTE	Estimate	FTE	Request	FTE

HB 08-1375, SB 09-259, HB 10-1376, Prior Year Appropriation (Long Bill)

Total Funds	\$0	0.0	\$30,185	0.0	\$30,185	0.0	\$30,185	0.0	\$30,185	0.0
General Fund	\$0		\$0		\$0		\$0		\$0	
General Fund Exempt	\$0		\$0		\$0		\$0		\$0	
Cash Funds	\$0		\$30,185		\$30,185		\$30,185		\$30,185	
Cash Funds Exempt / Reappropriated Funds	\$0		\$0		\$0		\$0		\$0	
Federal Funds	\$0		\$0		\$0		\$0		\$0	

HB 08-1317 Interstate Compact Ed Military Children FY 08-09 Appropriation

Total Funds	\$32,185	0.0	\$0	0.0	N/A	N/A	N/A	N/A	N/A	N/A
General Fund	\$0		\$0		N/A		N/A		N/A	
General Fund Exempt	\$0		\$0		N/A		N/A		N/A	
Cash Funds	\$32,185		\$0		N/A		N/A		N/A	
Cash Funds Exempt / Reappropriated Funds	\$0		\$0		N/A		N/A		N/A	
Federal Funds	\$0		\$0		N/A		N/A		N/A	

**Total Appropriation**

<b>Total Funds</b>	<b>\$32,185</b>	<b>0.0</b>	<b>\$30,185</b>	<b>0.0</b>	<b>\$30,185</b>	<b>0.0</b>	<b>\$30,185</b>	<b>0.0</b>	<b>\$30,185</b>	<b>0.0</b>
<b>General Fund</b>	<b>\$0</b>		<b>\$0</b>		<b>\$0</b>		<b>\$0</b>		<b>\$0</b>	
<b>General Fund Exempt</b>	<b>\$0</b>		<b>\$0</b>		<b>\$0</b>		<b>\$0</b>		<b>\$0</b>	
<b>Cash Funds</b>	<b>\$32,185</b>		<b>\$30,185</b>		<b>\$30,185</b>		<b>\$30,185</b>		<b>\$30,185</b>	
<b>Cash Funds Exempt / Reappropriated Funds</b>	<b>\$0</b>		<b>\$0</b>		<b>\$0</b>		<b>\$0</b>		<b>\$0</b>	
<b>Federal Funds</b>	<b>\$0</b>		<b>\$0</b>		<b>\$0</b>		<b>\$0</b>		<b>\$0</b>	

Colorado Department of Education  
 FY 2011-12 Budget Cycle  
 Schedule 3

(2) ASSISTANCE TO PUBLIC SCHOOLS; (C) Grant Programs, Distributions, and Other Assistance, (VII) Other Assistance, Interstate Compact on Educational Opportunity for Military Children

	FY 2008-09		FY 2009-10		FY 2010-11		FY 2010-11		FY 2011-12	
	Actuals	FTE	Actuals	FTE	Appropriated	FTE	Estimate	FTE	Request	FTE
<b>Total Spending Authority / Request</b>										
Total Funds	\$32,185	0.0	\$30,185	0.0	\$30,185	0.0	\$30,185	0.0	\$30,185	0.0
General Fund	\$0		\$0		\$0		\$0		\$0	
General Fund Exempt	\$0		\$0		\$0		\$0		\$0	
Cash Funds	\$32,185		\$30,185		\$30,185		\$30,185		\$30,185	
Cash Funds Exempt / Reappropriated Funds	\$0		\$0		\$0		\$0		\$0	
Federal Funds	\$0		\$0		\$0		\$0		\$0	

Expenditures

Total Funds	\$0	0.0	\$18,411	0.0	N/A	N/A	N/A	N/A	N/A	N/A
General Fund	\$0		\$0		N/A		N/A		N/A	
General Fund Exempt	\$0		\$0		N/A		N/A		N/A	
Cash Funds	\$0		\$18,411		N/A		N/A		N/A	
Cash Funds Exempt / Reappropriated Funds	\$0		\$0		N/A		N/A		N/A	
Federal Funds	\$0		\$0		N/A		N/A		N/A	

Under/(Over) Expenditures

Total Funds	\$32,185	0.0	\$11,774	0.0	N/A	N/A	N/A	N/A	N/A	N/A
General Fund	\$0		\$0		N/A		N/A		N/A	
General Fund Exempt	\$0		\$0		N/A		N/A		N/A	
Cash Funds	\$32,185		\$11,774		N/A		N/A		N/A	
Cash Funds Exempt / Reappropriated Funds	\$0		\$0		N/A		N/A		N/A	
Federal Funds	\$0		\$0		N/A		N/A		N/A	

Colorado Department of Education  
 FY 2011-12 Budget Cycle  
 Schedule 3

(2) ASSISTANCE TO PUBLIC SCHOOLS; SUMMARY TOTALS

	FY 2008-09		FY 2009-10		FY 2010-11		FY 2010-11		FY 2011-12	
	Actuals	FTE	Actuals	FTE	Appropriated	FTE	Estimate	FTE	Request	FTE
<b>Total Spending Authority / Request</b>										
<b>Total Funds</b>	<b>\$4,309,499,366</b>	<b>189.1</b>	<b>\$4,336,768,263</b>	<b>198.9</b>	<b>\$4,269,575,807</b>	<b>197.7</b>	<b>\$4,274,066,878</b>	<b>197.7</b>	<b>\$4,362,739,986</b>	<b>197.7</b>
<b>General Fund</b>	<b>\$3,194,188,276</b>		<b>\$3,220,825,872</b>		<b>\$2,995,362,208</b>	<b>5.1</b>	<b>\$2,778,779,301</b>	<b>5.1</b>	<b>\$3,046,439,932</b>	<b>5.1</b>
<b>General Fund Exempt</b>	<b>\$0</b>		<b>\$0</b>		<b>\$161,444,485</b>	<b>0.0</b>	<b>\$161,444,485</b>	<b>0.0</b>	<b>\$161,444,485</b>	<b>0.0</b>
<b>Cash Funds</b>	<b>\$595,308,896</b>		<b>\$593,957,705</b>		<b>\$548,767,981</b>	<b>17.4</b>	<b>\$548,573,224</b>	<b>17.4</b>	<b>\$591,146,910</b>	<b>17.4</b>
<b>Cash Funds Exempt / Reappropriated Funds</b>	<b>\$7,238,767</b>		<b>\$2,494,075</b>		<b>\$7,157,397</b>	<b>29.7</b>	<b>\$7,398,387</b>	<b>29.7</b>	<b>\$7,158,589</b>	<b>29.7</b>
<b>Federal Funds</b>	<b>\$512,763,427</b>		<b>\$519,490,611</b>		<b>\$556,843,736</b>	<b>145.5</b>	<b>\$777,871,481</b>	<b>145.5</b>	<b>\$556,550,070</b>	<b>145.5</b>

Colorado Department of Education  
 FY 2011-12 Budget Cycle  
 Schedule 3

(3) LIBRARY PROGRAMS; Administration

	FY 2008-09		FY 2009-10		FY 2010-11		FY 2010-11		FY 2011-12	
	Actuals	FTE	Actuals	FTE	Appropriated	FTE	Estimate	FTE	Request	FTE

HB 08-1375, SB 09-259, HB 10-1376, Prior Year Appropriation (Long Bill)

Total Funds	\$871,430	12.8	\$1,017,367	12.8	\$996,653	12.8	\$996,653	12.8	\$996,653	12.8
General Fund	\$743,128	11.8	\$767,367	11.8	\$747,430	11.8	\$747,430	11.8	\$747,430	11.8
General Fund Exempt	\$0		\$0	0.0	\$0	0.0	\$0	0.0	\$0	0.0
Cash Funds	\$128,302	1.0	\$250,000	1.0	\$249,223	1.0	\$249,223	1.0	\$249,223	1.0
Cash Funds Exempt / Reappropriated Funds	\$0		\$0	0.0	\$0	0.0	\$0	0.0	\$0	0.0
Federal Funds	\$0		\$0	0.0	\$0	0.0	\$0	0.0	\$0	0.0

SB 10-065 (Supplemental)

Total Funds	\$0	0.0	(\$20,969)	0.0	N/A	N/A	N/A	N/A	N/A	N/A
General Fund	\$0		(\$20,013)	0.0	N/A		N/A		N/A	
General Fund Exempt	\$0		\$0	0.0	N/A		N/A		N/A	
Cash Funds	\$0		(\$956)	0.0	N/A		N/A		N/A	
Cash Funds Exempt / Reappropriated Funds	\$0		\$0	0.0	N/A		N/A		N/A	
Federal Funds	\$0		\$0	0.0	N/A		N/A		N/A	

**Total Appropriation**

<b>Total Funds</b>	<b>\$871,430</b>	<b>12.8</b>	<b>\$996,398</b>	<b>12.8</b>	<b>\$996,653</b>	<b>12.8</b>	<b>\$996,653</b>	<b>12.8</b>	<b>\$996,653</b>	<b>12.8</b>
<b>General Fund</b>	<b>\$743,128</b>	<b>11.8</b>	<b>\$747,354</b>	<b>11.8</b>	<b>\$747,430</b>	<b>11.8</b>	<b>\$747,430</b>	<b>11.8</b>	<b>\$747,430</b>	<b>11.8</b>
<b>General Fund Exempt</b>	<b>\$0</b>		<b>\$0</b>	<b>0.0</b>	<b>\$0</b>	<b>0.0</b>	<b>\$0</b>	<b>0.0</b>	<b>\$0</b>	<b>0.0</b>
<b>Cash Funds</b>	<b>\$128,302</b>	<b>1.0</b>	<b>\$249,044</b>	<b>1.0</b>	<b>\$249,223</b>	<b>1.0</b>	<b>\$249,223</b>	<b>1.0</b>	<b>\$249,223</b>	<b>1.0</b>
<b>Cash Funds Exempt / Reappropriated Funds</b>	<b>\$0</b>		<b>\$0</b>	<b>0.0</b>	<b>\$0</b>	<b>0.0</b>	<b>\$0</b>	<b>0.0</b>	<b>\$0</b>	<b>0.0</b>
<b>Federal Funds</b>	<b>\$0</b>		<b>\$0</b>	<b>0.0</b>	<b>\$0</b>	<b>0.0</b>	<b>\$0</b>	<b>0.0</b>	<b>\$0</b>	<b>0.0</b>

POTS Expenditures / Allocation

Total Funds	\$94,129		\$97,916	0.0	N/A	N/A	\$141,000	0.0	N/A	N/A
General Fund	\$94,129		\$97,916		N/A		\$141,000		N/A	
General Fund Exempt	\$0		\$0		N/A		\$0		N/A	
Cash Funds	\$0		\$0		N/A		\$0		N/A	
Cash Funds Exempt / Reappropriated Funds	\$0		\$0		N/A		\$0		N/A	
Federal Funds	\$0		\$0		N/A		\$0		N/A	

Colorado Department of Education  
FY 2011-12 Budget Cycle  
Schedule 3

(3) LIBRARY PROGRAMS; Administration

	FY 2008-09		FY 2009-10		FY 2010-11		FY 2010-11		FY 2011-12	
	Actuals	FTE	Actuals	FTE	Appropriated	FTE	Estimate	FTE	Request	FTE
SB 10-146 Annualization - Modify Contributions to PERA										
Total Funds	N/A	N/A	N/A	N/A	N/A	N/A	N/A	N/A	\$17,037	0.0
General Fund	N/A		N/A		N/A		N/A		\$16,260	
General Fund Exempt	N/A		N/A		N/A		N/A		\$0	
Cash Funds	N/A		N/A		N/A		N/A		\$777	
Cash Funds Exempt / Reappropriated Funds	N/A		N/A		N/A		N/A		\$0	
Federal Funds	N/A		N/A		N/A		N/A		\$0	

Supplemental - 1% Across the Board Personal Services Reduction

Total Funds	\$0		\$0		N/A	N/A	(\$6,412)	0.0	\$0	0.0
General Fund	\$0		\$0		N/A		(\$6,412)		\$0	
General Fund Exempt	\$0		\$0		N/A		\$0		\$0	
Cash Funds	\$0		\$0		N/A		\$0		\$0	
Cash Funds Exempt / Reappropriated Funds	\$0		\$0		N/A		\$0		\$0	
Federal Funds	\$0		\$0		N/A		\$0		\$0	

DI - NP Statewide PERA Adjustment

Total Funds	N/A	N/A	N/A	N/A	N/A	N/A	N/A	N/A	(\$17,037)	0.0
General Fund	N/A		N/A		N/A		N/A		(\$16,260)	
General Fund Exempt	N/A		N/A		N/A		N/A		\$0	
Cash Funds	N/A		N/A		N/A		N/A		(\$777)	
Cash Funds Exempt / Reappropriated Funds	N/A		N/A		N/A		N/A		\$0	
Federal Funds	N/A		N/A		N/A		N/A		\$0	

DI - NP 2% Across the Board Personal Services Reduction

Total Funds	N/A	N/A	N/A	N/A	N/A	N/A	N/A	N/A	(\$14,020)	0.0
General Fund	N/A		N/A		N/A		N/A		(\$14,020)	
General Fund Exempt	N/A		N/A		N/A		N/A		\$0	
Cash Funds	N/A		N/A		N/A		N/A		\$0	
Cash Funds Exempt / Reappropriated Funds	N/A		N/A		N/A		N/A		\$0	
Federal Funds	N/A		N/A		N/A		N/A		\$0	

**Total Spending Authority / Request**

Colorado Department of Education  
 FY 2011-12 Budget Cycle  
 Schedule 3

(3) LIBRARY PROGRAMS; Administration

	FY 2008-09		FY 2009-10		FY 2010-11		FY 2010-11		FY 2011-12	
	Actuals	FTE	Actuals	FTE	Appropriated	FTE	Estimate	FTE	Request	FTE
<b>Total Funds</b>	<b>\$965,559</b>	<b>12.8</b>	<b>\$1,094,314</b>	<b>12.8</b>	<b>\$996,653</b>	<b>12.8</b>	<b>\$1,131,241</b>	<b>12.8</b>	<b>\$982,633</b>	<b>12.8</b>
<b>General Fund</b>	<b>\$837,257</b>	<b>11.8</b>	<b>\$845,270</b>	<b>11.8</b>	<b>\$747,430</b>	<b>11.8</b>	<b>\$882,018</b>	<b>11.8</b>	<b>\$733,410</b>	<b>11.8</b>
<b>General Fund Exempt</b>	<b>\$0</b>		<b>\$0</b>	<b>0.0</b>	<b>\$0</b>	<b>0.0</b>	<b>\$0</b>	<b>0.0</b>	<b>\$0</b>	<b>0.0</b>
<b>Cash Funds</b>	<b>\$128,302</b>	<b>1.0</b>	<b>\$249,044</b>	<b>1.0</b>	<b>\$249,223</b>	<b>1.0</b>	<b>\$249,223</b>	<b>1.0</b>	<b>\$249,223</b>	<b>1.0</b>
<b>Cash Funds Exempt / Reappropriated Funds</b>	<b>\$0</b>		<b>\$0</b>	<b>0.0</b>	<b>\$0</b>	<b>0.0</b>	<b>\$0</b>	<b>0.0</b>	<b>\$0</b>	<b>0.0</b>
<b>Federal Funds</b>	<b>\$0</b>		<b>\$0</b>	<b>0.0</b>	<b>\$0</b>	<b>0.0</b>	<b>\$0</b>	<b>0.0</b>	<b>\$0</b>	<b>0.0</b>

Expenditures

Total Funds	\$920,865	12.7	\$940,527	12.7	N/A	N/A	N/A	N/A	N/A	N/A
General Fund	\$832,827	11.7	\$845,078	11.7	N/A		N/A		N/A	
General Fund Exempt	\$0		\$0	0.0	N/A		N/A		N/A	
Cash Funds	\$88,038	1.0	\$95,449	1.0	N/A		N/A		N/A	
Cash Funds Exempt / Reappropriated Funds	\$0		\$0	0.0	N/A		N/A		N/A	
Federal Funds	\$0		\$0	0.0	N/A		N/A		N/A	

Under/(Over) Expenditures

<b>Total Funds</b>	<b>\$44,694</b>	<b>0.1</b>	<b>\$153,787</b>	<b>0.1</b>	<b>N/A</b>	<b>N/A</b>	<b>N/A</b>	<b>N/A</b>	<b>N/A</b>	<b>N/A</b>
<b>General Fund</b>	<b>\$4,430</b>	<b>0.1</b>	<b>\$192</b>	<b>0.1</b>	<b>N/A</b>		<b>N/A</b>		<b>N/A</b>	
<b>General Fund Exempt</b>	<b>\$0</b>		<b>\$0</b>	<b>0.0</b>	<b>N/A</b>		<b>N/A</b>		<b>N/A</b>	
<b>Cash Funds</b>	<b>\$40,264</b>	<b>0.0</b>	<b>\$153,595</b>	<b>0.0</b>	<b>N/A</b>		<b>N/A</b>		<b>N/A</b>	
<b>Cash Funds Exempt / Reappropriated Funds</b>	<b>\$0</b>		<b>\$0</b>	<b>0.0</b>	<b>N/A</b>		<b>N/A</b>		<b>N/A</b>	
<b>Federal Funds</b>	<b>\$0</b>		<b>\$0</b>	<b>0.0</b>	<b>N/A</b>		<b>N/A</b>		<b>N/A</b>	

Colorado Department of Education  
FY 2011-12 Budget Cycle  
Schedule 3

(3) LIBRARY PROGRAMS; Federal Library Funding

	FY 2008-09		FY 2009-10		FY 2010-11		FY 2010-11		FY 2011-12	
	Actuals	FTE	Actuals	FTE	Appropriated	FTE	Estimate	FTE	Request	FTE

HB 08-1375, SB 09-259, HB 10-1376, Prior Year Appropriation (Long Bill)

Total Funds	\$3,008,688	23.8	\$3,061,505	23.8	\$3,030,533	23.8	\$3,030,533	23.8	\$3,030,533	23.8
General Fund	\$0		\$0	0.0	\$0	0.0	\$0	0.0	\$0	0.0
General Fund Exempt	\$0		\$0	0.0	\$0	0.0	\$0	0.0	\$0	0.0
Cash Funds	\$0		\$0	0.0	\$0	0.0	\$0	0.0	\$0	0.0
Cash Funds Exempt / Reappropriated Funds	\$0		\$0	0.0	\$0	0.0	\$0	0.0	\$0	0.0
Federal Funds	\$3,008,688	23.8	\$3,061,505	23.8	\$3,030,533	23.8	\$3,030,533	23.8	\$3,030,533	23.8

SB 10-065 (Supplemental)

Total Funds	\$0	0.0	(\$38,119)	0.0	N/A	N/A	N/A	N/A	N/A	N/A
General Fund	\$0		\$0	0.0	N/A		N/A		N/A	
General Fund Exempt	\$0		\$0	0.0	N/A		N/A		N/A	
Cash Funds	\$0		\$0	0.0	N/A		N/A		N/A	
Cash Funds Exempt / Reappropriated Funds	\$0		\$0	0.0	N/A		N/A		N/A	
Federal Funds	\$0		(\$38,119)	0.0	N/A		N/A		N/A	

**Total Appropriation**

<b>Total Funds</b>	<b>\$3,008,688</b>	<b>23.8</b>	<b>\$3,023,386</b>	<b>23.8</b>	<b>\$3,030,533</b>	<b>23.8</b>	<b>\$3,030,533</b>	<b>23.8</b>	<b>\$3,030,533</b>	<b>23.8</b>
<b>General Fund</b>	<b>\$0</b>		<b>\$0</b>	<b>0.0</b>	<b>\$0</b>	<b>0.0</b>	<b>\$0</b>	<b>0.0</b>	<b>\$0</b>	<b>0.0</b>
<b>General Fund Exempt</b>	<b>\$0</b>		<b>\$0</b>	<b>0.0</b>	<b>\$0</b>	<b>0.0</b>	<b>\$0</b>	<b>0.0</b>	<b>\$0</b>	<b>0.0</b>
<b>Cash Funds</b>	<b>\$0</b>		<b>\$0</b>	<b>0.0</b>	<b>\$0</b>	<b>0.0</b>	<b>\$0</b>	<b>0.0</b>	<b>\$0</b>	<b>0.0</b>
<b>Cash Funds Exempt / Reappropriated Funds</b>	<b>\$0</b>		<b>\$0</b>	<b>0.0</b>	<b>\$0</b>	<b>0.0</b>	<b>\$0</b>	<b>0.0</b>	<b>\$0</b>	<b>0.0</b>
<b>Federal Funds</b>	<b>\$3,008,688</b>	<b>23.8</b>	<b>\$3,023,386</b>	<b>23.8</b>	<b>\$3,030,533</b>	<b>23.8</b>	<b>\$3,030,533</b>	<b>23.8</b>	<b>\$3,030,533</b>	<b>23.8</b>

New Federal Fund Awards

Total Funds	\$0	0.0	\$3,005,403	0.0	N/A	N/A	N/A	N/A	N/A	N/A
General Fund	\$0		\$0		N/A		N/A		N/A	
General Fund Exempt	\$0		\$0		N/A		N/A		N/A	
Cash Funds	\$0		\$0		N/A		N/A		N/A	
Cash Funds Exempt / Reappropriated Funds	\$0		\$0		N/A		N/A		N/A	
Federal Funds	\$0		\$3,005,403		N/A		N/A		N/A	

Colorado Department of Education  
 FY 2011-12 Budget Cycle  
 Schedule 3

(3) LIBRARY PROGRAMS; Federal Library Funding

	FY 2008-09		FY 2009-10		FY 2010-11		FY 2010-11		FY 2011-12	
	Actuals	FTE	Actuals	FTE	Appropriated	FTE	Estimate	FTE	Request	FTE
SB 10-146 Annualization - Modify Contributions to PERA										
Total Funds	N/A	N/A	N/A	N/A	N/A	N/A	N/A	N/A	\$30,972	0.0
General Fund	N/A		N/A		N/A		N/A		\$0	
General Fund Exempt	N/A		N/A		N/A		N/A		\$0	
Cash Funds	N/A		N/A		N/A		N/A		\$0	
Cash Funds Exempt / Reappropriated Funds	N/A		N/A		N/A		N/A		\$0	
Federal Funds	N/A		N/A		N/A		N/A		\$30,972	

DI - NP Statewide PERA Adjustment

Total Funds	N/A	N/A	N/A	N/A	N/A	N/A	N/A	N/A	(\$29,718)	0.0
General Fund	N/A		N/A		N/A		N/A		\$0	
General Fund Exempt	N/A		N/A		N/A		N/A		\$0	
Cash Funds	N/A		N/A		N/A		N/A		\$0	
Cash Funds Exempt / Reappropriated Funds	N/A		N/A		N/A		N/A		\$0	
Federal Funds	N/A		N/A		N/A		N/A		(\$29,718)	

**Total Spending Authority / Request**

<b>Total Funds</b>	<b>\$3,008,688</b>	<b>23.8</b>	<b>\$6,028,789</b>	<b>23.8</b>	<b>\$3,030,533</b>	<b>23.8</b>	<b>\$3,030,533</b>	<b>23.8</b>	<b>\$3,031,787</b>	<b>23.8</b>
General Fund	\$0		\$0	0.0	\$0	0.0	\$0	0.0	\$0	0.0
General Fund Exempt	\$0		\$0	0.0	\$0	0.0	\$0	0.0	\$0	0.0
Cash Funds	\$0		\$0	0.0	\$0	0.0	\$0	0.0	\$0	0.0
Cash Funds Exempt / Reappropriated Funds	\$0		\$0	0.0	\$0	0.0	\$0	0.0	\$0	0.0
Federal Funds	\$3,008,688	23.8	\$6,028,789	23.8	\$3,030,533	23.8	\$3,030,533	23.8	\$3,031,787	23.8



Colorado Department of Education  
 FY 2011-12 Budget Cycle  
 Schedule 3

(3) LIBRARY PROGRAMS; Federal Library Funding

	FY 2008-09		FY 2009-10		FY 2010-11		FY 2010-11		FY 2011-12	
	Actuals	FTE	Actuals	FTE	Appropriated	FTE	Estimate	FTE	Request	FTE
<b>Expenditures</b>										
Total Funds	\$2,543,810	21.1	\$2,948,328	21.7	N/A	N/A	N/A	N/A	N/A	N/A
General Fund	\$0		\$0	0.0	N/A		N/A		N/A	
General Fund Exempt	\$0		\$0	0.0	N/A		N/A		N/A	
Cash Funds	\$0		\$0	0.0	N/A		N/A		N/A	
Cash Funds Exempt / Reappropriated Funds	\$0		\$0	0.0	N/A		N/A		N/A	
Federal Funds	\$2,543,810	21.1	\$2,948,328	21.7	N/A		N/A		N/A	
<b>Under/(Over) Expenditures</b>										
Total Funds	\$464,878	2.7	\$3,080,461	2.1	N/A	N/A	N/A	N/A	N/A	N/A
General Fund	\$0		\$0	0.0	N/A		N/A		N/A	
General Fund Exempt	\$0		\$0	0.0	N/A		N/A		N/A	
Cash Funds	\$0		\$0	0.0	N/A		N/A		N/A	
Cash Funds Exempt / Reappropriated Funds	\$0		\$0	0.0	N/A		N/A		N/A	
Federal Funds	\$464,878	2.7	\$3,080,461	2.1	N/A		N/A		N/A	

Colorado Department of Education  
 FY 2011-12 Budget Cycle  
 Schedule 3

(3) LIBRARY PROGRAMS; Colorado Library Consortium

	FY 2008-09		FY 2009-10		FY 2010-11		FY 2010-11		FY 2011-12	
	Actuals	FTE	Actuals	FTE	Appropriated	FTE	Estimate	FTE	Request	FTE

HB 08-1375, SB 09-259, HB 10-1376, Prior Year Appropriation (Long Bill)

Total Funds	\$1,000,000	0.0	\$1,000,000	0.0	\$1,000,000	0.0	\$1,000,000	0.0	\$1,000,000	0.0
General Fund	\$1,000,000		\$1,000,000		\$1,000,000		\$1,000,000		\$1,000,000	
General Fund Exempt	\$0		\$0		\$0		\$0		\$0	
Cash Funds	\$0		\$0		\$0		\$0		\$0	
Cash Funds Exempt / Reappropriated Funds	\$0		\$0		\$0		\$0		\$0	
Federal Funds	\$0		\$0		\$0		\$0		\$0	

**Total Appropriation**

<b>Total Funds</b>	<b>\$1,000,000</b>	<b>0.0</b>	<b>\$1,000,000</b>	<b>0.0</b>	<b>\$1,000,000</b>	<b>0.0</b>	<b>\$1,000,000</b>	<b>0.0</b>	<b>\$1,000,000</b>	<b>0.0</b>
<b>General Fund</b>	<b>\$1,000,000</b>		<b>\$1,000,000</b>		<b>\$1,000,000</b>		<b>\$1,000,000</b>		<b>\$1,000,000</b>	
<b>General Fund Exempt</b>	<b>\$0</b>		<b>\$0</b>		<b>\$0</b>		<b>\$0</b>		<b>\$0</b>	
<b>Cash Funds</b>	<b>\$0</b>		<b>\$0</b>		<b>\$0</b>		<b>\$0</b>		<b>\$0</b>	
<b>Cash Funds Exempt / Reappropriated Funds</b>	<b>\$0</b>		<b>\$0</b>		<b>\$0</b>		<b>\$0</b>		<b>\$0</b>	
<b>Federal Funds</b>	<b>\$0</b>		<b>\$0</b>		<b>\$0</b>		<b>\$0</b>		<b>\$0</b>	

**Total Spending Authority / Request**

<b>Total Funds</b>	<b>\$1,000,000</b>	<b>0.0</b>	<b>\$1,000,000</b>	<b>0.0</b>	<b>\$1,000,000</b>	<b>0.0</b>	<b>\$1,000,000</b>	<b>0.0</b>	<b>\$1,000,000</b>	<b>0.0</b>
<b>General Fund</b>	<b>\$1,000,000</b>		<b>\$1,000,000</b>		<b>\$1,000,000</b>		<b>\$1,000,000</b>		<b>\$1,000,000</b>	
<b>General Fund Exempt</b>	<b>\$0</b>		<b>\$0</b>		<b>\$0</b>		<b>\$0</b>		<b>\$0</b>	
<b>Cash Funds</b>	<b>\$0</b>		<b>\$0</b>		<b>\$0</b>		<b>\$0</b>		<b>\$0</b>	
<b>Cash Funds Exempt / Reappropriated Funds</b>	<b>\$0</b>		<b>\$0</b>		<b>\$0</b>		<b>\$0</b>		<b>\$0</b>	
<b>Federal Funds</b>	<b>\$0</b>		<b>\$0</b>		<b>\$0</b>		<b>\$0</b>		<b>\$0</b>	

Colorado Department of Education  
 FY 2011-12 Budget Cycle  
 Schedule 3

(3) LIBRARY PROGRAMS; Colorado Library Consortium

	FY 2008-09		FY 2009-10		FY 2010-11		FY 2010-11		FY 2011-12	
	Actuals	FTE	Actuals	FTE	Appropriated	FTE	Estimate	FTE	Request	FTE
<b>Expenditures</b>										
Total Funds	\$1,000,000	0.0	\$1,000,000	0.0	N/A	N/A	N/A	N/A	N/A	N/A
General Fund	\$1,000,000		\$1,000,000		N/A		N/A		N/A	
General Fund Exempt	\$0		\$0		N/A		N/A		N/A	
Cash Funds	\$0		\$0		N/A		N/A		N/A	
Cash Funds Exempt / Reappropriated Funds	\$0		\$0		N/A		N/A		N/A	
Federal Funds	\$0		\$0		N/A		N/A		N/A	
<b>Under/(Over) Expenditures</b>										
Total Funds	\$0	0.0	\$0	0.0	N/A	N/A	N/A	N/A	N/A	N/A
General Fund	\$0		\$0		N/A		N/A		N/A	
General Fund Exempt	\$0		\$0		N/A		N/A		N/A	
Cash Funds	\$0		\$0		N/A		N/A		N/A	
Cash Funds Exempt / Reappropriated Funds	\$0		\$0		N/A		N/A		N/A	
Federal Funds	\$0		\$0		N/A		N/A		N/A	

Colorado Department of Education  
 FY 2011-12 Budget Cycle  
 Schedule 3

(3) LIBRARY PROGRAMS; Colorado Virtual Library

	FY 2008-09		FY 2009-10		FY 2010-11		FY 2010-11		FY 2011-12	
	Actuals	FTE	Actuals	FTE	Appropriated	FTE	Estimate	FTE	Request	FTE

HB 08-1375, SB 09-259, HB 10-1376, Prior Year Appropriation (Long Bill)

Total Funds	\$1,379,796	0.0	\$379,796	0.0	\$379,796	0.0	\$379,796	0.0	\$379,796	0.0
General Fund	\$1,359,796		\$359,796		\$359,796		\$359,796		\$359,796	
General Fund Exempt	\$0		\$0		\$0		\$0		\$0	
Cash Funds	\$20,000		\$20,000		\$20,000		\$20,000		\$20,000	
Cash Funds Exempt / Reappropriated Funds	\$0		\$0		\$0		\$0		\$0	
Federal Funds	\$0		\$0		\$0		\$0		\$0	

**Total Appropriation**

<b>Total Funds</b>	<b>\$1,379,796</b>	<b>0.0</b>	<b>\$379,796</b>	<b>0.0</b>	<b>\$379,796</b>	<b>0.0</b>	<b>\$379,796</b>	<b>0.0</b>	<b>\$379,796</b>	<b>0.0</b>
<b>General Fund</b>	<b>\$1,359,796</b>		<b>\$359,796</b>		<b>\$359,796</b>		<b>\$359,796</b>		<b>\$359,796</b>	
<b>General Fund Exempt</b>	<b>\$0</b>		<b>\$0</b>		<b>\$0</b>		<b>\$0</b>		<b>\$0</b>	
<b>Cash Funds</b>	<b>\$20,000</b>		<b>\$20,000</b>		<b>\$20,000</b>		<b>\$20,000</b>		<b>\$20,000</b>	
<b>Cash Funds Exempt / Reappropriated Funds</b>	<b>\$0</b>		<b>\$0</b>		<b>\$0</b>		<b>\$0</b>		<b>\$0</b>	
<b>Federal Funds</b>	<b>\$0</b>		<b>\$0</b>		<b>\$0</b>		<b>\$0</b>		<b>\$0</b>	

Restrict Cash Funding Spending Authority

Total Funds	\$0	0.0	(\$20,000)	0.0	N/A		N/A		N/A	
General Fund	\$0		\$0		N/A		N/A		N/A	
General Fund Exempt	\$0		\$0		N/A		N/A		N/A	
Cash Funds	\$0		(\$20,000)		N/A		N/A		N/A	
Cash Funds Exempt / Reappropriated Funds	\$0		\$0		N/A		N/A		N/A	
Federal Funds	\$0		\$0		N/A		N/A		N/A	

**Total Spending Authority / Request**

<b>Total Funds</b>	<b>\$1,379,796</b>	<b>0.0</b>	<b>\$359,796</b>	<b>0.0</b>	<b>\$379,796</b>	<b>0.0</b>	<b>\$379,796</b>	<b>0.0</b>	<b>\$379,796</b>	<b>0.0</b>
<b>General Fund</b>	<b>\$1,359,796</b>		<b>\$359,796</b>		<b>\$359,796</b>		<b>\$359,796</b>		<b>\$359,796</b>	
<b>General Fund Exempt</b>	<b>\$0</b>		<b>\$0</b>		<b>\$0</b>		<b>\$0</b>		<b>\$0</b>	
<b>Cash Funds</b>	<b>\$20,000</b>		<b>\$0</b>		<b>\$20,000</b>		<b>\$20,000</b>		<b>\$20,000</b>	
<b>Cash Funds Exempt / Reappropriated Funds</b>	<b>\$0</b>		<b>\$0</b>		<b>\$0</b>		<b>\$0</b>		<b>\$0</b>	
<b>Federal Funds</b>	<b>\$0</b>		<b>\$0</b>		<b>\$0</b>		<b>\$0</b>		<b>\$0</b>	

Colorado Department of Education  
 FY 2011-12 Budget Cycle  
 Schedule 3

(3) LIBRARY PROGRAMS; Colorado Virtual Library

	FY 2008-09		FY 2009-10		FY 2010-11		FY 2010-11		FY 2011-12	
	Actuals	FTE	Actuals	FTE	Appropriated	FTE	Estimate	FTE	Request	FTE
<b>Expenditures</b>										
Total Funds	\$1,359,731	0.0	\$359,766	0.0	N/A	N/A	N/A	N/A	N/A	N/A
General Fund	\$1,359,731		\$359,766		N/A		N/A		N/A	
General Fund Exempt	\$0		\$0		N/A		N/A		N/A	
Cash Funds	\$0		\$0		N/A		N/A		N/A	
Cash Funds Exempt / Reappropriated Funds	\$0		\$0		N/A		N/A		N/A	
Federal Funds	\$0		\$0		N/A		N/A		N/A	
<b>Under/(Over) Expenditures</b>										
Total Funds	\$20,065	0.0	\$30	0.0	N/A	N/A	N/A	N/A	N/A	N/A
General Fund	\$65		\$30		N/A		N/A		N/A	
General Fund Exempt	\$0		\$0		N/A		N/A		N/A	
Cash Funds	\$20,000		\$0		N/A		N/A		N/A	
Cash Funds Exempt / Reappropriated Funds	\$0		\$0		N/A		N/A		N/A	
Federal Funds	\$0		\$0		N/A		N/A		N/A	

Colorado Department of Education  
 FY 2011-12 Budget Cycle  
 Schedule 3

(3) LIBRARY PROGRAMS; Colorado Talking Book Library, Building Maintenance and Utilities Expenses

	FY 2008-09		FY 2009-10		FY 2010-11		FY 2010-11		FY 2011-12	
	Actuals	FTE	Actuals	FTE	Appropriated	FTE	Estimate	FTE	Request	FTE

HB 08-1375, SB 09-259, HB 10-1376, Prior Year Appropriation (Long Bill)

Total Funds	\$70,660	0.0	\$70,660	0.0	\$70,660	0.0	\$70,660	0.0	\$70,660	0.0
General Fund	\$70,660		\$70,660		\$70,660		\$70,660		\$70,660	
General Fund Exempt	\$0		\$0		\$0		\$0		\$0	
Cash Funds	\$0		\$0		\$0		\$0		\$0	
Cash Funds Exempt / Reappropriated Funds	\$0		\$0		\$0		\$0		\$0	
Federal Funds	\$0		\$0		\$0		\$0		\$0	

**Total Appropriation**

<b>Total Funds</b>	<b>\$70,660</b>	<b>0.0</b>	<b>\$70,660</b>	<b>0.0</b>	<b>\$70,660</b>	<b>0.0</b>	<b>\$70,660</b>	<b>0.0</b>	<b>\$70,660</b>	<b>0.0</b>
<b>General Fund</b>	<b>\$70,660</b>		<b>\$70,660</b>		<b>\$70,660</b>		<b>\$70,660</b>		<b>\$70,660</b>	
<b>General Fund Exempt</b>	<b>\$0</b>		<b>\$0</b>		<b>\$0</b>		<b>\$0</b>		<b>\$0</b>	
<b>Cash Funds</b>	<b>\$0</b>		<b>\$0</b>		<b>\$0</b>		<b>\$0</b>		<b>\$0</b>	
<b>Cash Funds Exempt / Reappropriated Funds</b>	<b>\$0</b>		<b>\$0</b>		<b>\$0</b>		<b>\$0</b>		<b>\$0</b>	
<b>Federal Funds</b>	<b>\$0</b>		<b>\$0</b>		<b>\$0</b>		<b>\$0</b>		<b>\$0</b>	

**Total Spending Authority / Request**

<b>Total Funds</b>	<b>\$70,660</b>	<b>0.0</b>	<b>\$70,660</b>	<b>0.0</b>	<b>\$70,660</b>	<b>0.0</b>	<b>\$70,660</b>	<b>0.0</b>	<b>\$70,660</b>	<b>0.0</b>
<b>General Fund</b>	<b>\$70,660</b>		<b>\$70,660</b>		<b>\$70,660</b>		<b>\$70,660</b>		<b>\$70,660</b>	
<b>General Fund Exempt</b>	<b>\$0</b>		<b>\$0</b>		<b>\$0</b>		<b>\$0</b>		<b>\$0</b>	
<b>Cash Funds</b>	<b>\$0</b>		<b>\$0</b>		<b>\$0</b>		<b>\$0</b>		<b>\$0</b>	
<b>Cash Funds Exempt / Reappropriated Funds</b>	<b>\$0</b>		<b>\$0</b>		<b>\$0</b>		<b>\$0</b>		<b>\$0</b>	
<b>Federal Funds</b>	<b>\$0</b>		<b>\$0</b>		<b>\$0</b>		<b>\$0</b>		<b>\$0</b>	

Colorado Department of Education  
 FY 2011-12 Budget Cycle  
 Schedule 3

(3) LIBRARY PROGRAMS; Colorado Talking Book Library, Building Maintenance and Utilities Expenses

	FY 2008-09		FY 2009-10		FY 2010-11		FY 2010-11		FY 2011-12	
	Actuals	FTE	Actuals	FTE	Appropriated	FTE	Estimate	FTE	Request	FTE
<b>Expenditures</b>										
Total Funds	\$58,728	0.0	\$70,660	0.0	N/A	N/A	N/A	N/A	N/A	N/A
General Fund	\$58,728		\$70,660		N/A		N/A		N/A	
General Fund Exempt	\$0		\$0		N/A		N/A		N/A	
Cash Funds	\$0		\$0		N/A		N/A		N/A	
Cash Funds Exempt / Reappropriated Funds	\$0		\$0		N/A		N/A		N/A	
Federal Funds	\$0		\$0		N/A		N/A		N/A	
<b>Under/(Over) Expenditures</b>										
Total Funds	\$11,932	0.0	\$0	0.0	N/A	N/A	N/A	N/A	N/A	N/A
General Fund	\$11,932		\$0		N/A		N/A		N/A	
General Fund Exempt	\$0		\$0		N/A		N/A		N/A	
Cash Funds	\$0		\$0		N/A		N/A		N/A	
Cash Funds Exempt / Reappropriated Funds	\$0		\$0		N/A		N/A		N/A	
Federal Funds	\$0		\$0		N/A		N/A		N/A	

Colorado Department of Education  
 FY 2011-12 Budget Cycle  
 Schedule 3

(3) LIBRARY PROGRAMS; Reading Services for the Blind

	FY 2008-09		FY 2009-10		FY 2010-11		FY 2010-11		FY 2011-12	
	Actuals	FTE	Actuals	FTE	Appropriated	FTE	Estimate	FTE	Request	FTE

HB 08-1375, SB 09-259, HB 10-1376, Prior Year Appropriation (Long Bill)

Total Funds	\$550,000	0.0	\$250,000	0.0	\$250,000	0.0	\$250,000	0.0	\$250,000	0.0
General Fund	\$300,000		\$0		\$0		\$0		\$0	
General Fund Exempt	\$0		\$0		\$0		\$0		\$0	
Cash Funds	\$0		\$0		\$0		\$0		\$0	
Cash Funds Exempt / Reappropriated Funds	\$250,000		\$250,000		\$250,000		\$250,000		\$250,000	
Federal Funds	\$0		\$0		\$0		\$0		\$0	

**Total Appropriation**

<b>Total Funds</b>	<b>\$550,000</b>	<b>0.0</b>	<b>\$250,000</b>	<b>0.0</b>	<b>\$250,000</b>	<b>0.0</b>	<b>\$250,000</b>	<b>0.0</b>	<b>\$250,000</b>	<b>0.0</b>
<b>General Fund</b>	<b>\$300,000</b>		<b>\$0</b>		<b>\$0</b>		<b>\$0</b>		<b>\$0</b>	
<b>General Fund Exempt</b>	<b>\$0</b>		<b>\$0</b>		<b>\$0</b>		<b>\$0</b>		<b>\$0</b>	
<b>Cash Funds</b>	<b>\$0</b>		<b>\$0</b>		<b>\$0</b>		<b>\$0</b>		<b>\$0</b>	
<b>Cash Funds Exempt / Reappropriated Funds</b>	<b>\$250,000</b>		<b>\$250,000</b>		<b>\$250,000</b>		<b>\$250,000</b>		<b>\$250,000</b>	
<b>Federal Funds</b>	<b>\$0</b>		<b>\$0</b>		<b>\$0</b>		<b>\$0</b>		<b>\$0</b>	

**Total Spending Authority / Request**

<b>Total Funds</b>	<b>\$550,000</b>	<b>0.0</b>	<b>\$250,000</b>	<b>0.0</b>	<b>\$250,000</b>	<b>0.0</b>	<b>\$250,000</b>	<b>0.0</b>	<b>\$250,000</b>	<b>0.0</b>
<b>General Fund</b>	<b>\$300,000</b>		<b>\$0</b>		<b>\$0</b>		<b>\$0</b>		<b>\$0</b>	
<b>General Fund Exempt</b>	<b>\$0</b>		<b>\$0</b>		<b>\$0</b>		<b>\$0</b>		<b>\$0</b>	
<b>Cash Funds</b>	<b>\$0</b>		<b>\$0</b>		<b>\$0</b>		<b>\$0</b>		<b>\$0</b>	
<b>Cash Funds Exempt / Reappropriated Funds</b>	<b>\$250,000</b>		<b>\$250,000</b>		<b>\$250,000</b>		<b>\$250,000</b>		<b>\$250,000</b>	
<b>Federal Funds</b>	<b>\$0</b>		<b>\$0</b>		<b>\$0</b>		<b>\$0</b>		<b>\$0</b>	



Colorado Department of Education  
 FY 2011-12 Budget Cycle  
 Schedule 3

(3) LIBRARY PROGRAMS; Reading Services for the Blind

	FY 2008-09		FY 2009-10		FY 2010-11		FY 2010-11		FY 2011-12	
	Actuals	FTE	Actuals	FTE	Appropriated	FTE	Estimate	FTE	Request	FTE
<b>Expenditures</b>										
Total Funds	\$550,000	0.0	\$250,000	0.0	N/A	N/A	N/A	N/A	N/A	N/A
General Fund	\$300,000		\$0		N/A		N/A		N/A	
General Fund Exempt	\$0		\$0		N/A		N/A		N/A	
Cash Funds	\$0		\$0		N/A		N/A		N/A	
Cash Funds Exempt / Reappropriated Funds	\$250,000		\$250,000		N/A		N/A		N/A	
Federal Funds	\$0		\$0		N/A		N/A		N/A	
<b>Under/(Over) Expenditures</b>										
Total Funds	\$0	0.0	\$0	0.0	N/A	N/A	N/A	N/A	N/A	N/A
General Fund	\$0		\$0		N/A		N/A		N/A	
General Fund Exempt	\$0		\$0		N/A		N/A		N/A	
Cash Funds	\$0		\$0		N/A		N/A		N/A	
Cash Funds Exempt / Reappropriated Funds	\$0		\$0		N/A		N/A		N/A	
Federal Funds	\$0		\$0		N/A		N/A		N/A	

Colorado Department of Education  
 FY 2011-12 Budget Cycle  
 Schedule 3

(3) LIBRARY PROGRAMS; SUMMARY TOTAL

	FY 2008-09		FY 2009-10		FY 2010-11		FY 2010-11		FY 2011-12	
	Actuals	FTE	Actuals	FTE	Appropriated	FTE	Estimate	FTE	Request	FTE
<b>Total Spending Authority / Request</b>										
<b>Total Funds</b>	\$6,433,134	33.8	\$5,569,281	34.4	\$5,727,642	36.6	\$5,862,230	36.6	\$5,714,876	36.6
<b>General Fund</b>	\$3,551,286	11.7	\$2,275,504	11.7	\$2,177,886	11.8	\$2,312,474	11.8	\$2,163,866	11.8
<b>General Fund Exempt</b>	\$0	0.0	\$0	0.0	\$0	0.0	\$0	0.0	\$0	0.0
<b>Cash Funds</b>	\$88,038	1.0	\$95,449	1.0	\$269,223	1.0	\$269,223	1.0	\$269,223	1.0
<b>Cash Funds Exempt / Reappropriated Funds</b>	\$250,000	0.0	\$250,000	0.0	\$250,000	0.0	\$250,000	0.0	\$250,000	0.0
<b>Federal Funds</b>	\$2,543,810	21.1	\$2,948,328	21.7	\$3,030,533	23.8	\$3,030,533	23.8	\$3,031,787	23.8

Colorado Department of Education  
 FY 2011-12 Budget Cycle  
 Schedule 3 Tab A-1

(4) Colorado School for the Deaf and the Blind; (A) School Operations, Personal Services

	FY 2008-09		FY 2009-10		FY 2010-11		FY 2010-11		FY 2011-12	
	Actuals	FTE	Actuals	FTE	Appropriated	FTE	Estimate	FTE	Request	FTE
HB 08-1375, SB 09-259, HB 10-1376, Prior Year Appropriation (Long Bill)										
Total Funds	\$8,713,574	141.3	\$8,940,256	141.3	\$9,231,831	141.3	\$9,231,831	141.3	\$9,231,831	141.3
General Fund	\$7,423,103	141.3	\$7,553,344	141.3	\$7,834,141	141.3	\$7,834,141	141.3	\$7,919,475	141.3
General Fund Exempt	\$0		\$0	0.0	\$0	0.0	\$0	0.0	\$0	0.0
Cash Funds	\$0		\$0	0.0	\$0	0.0	\$0	0.0	\$0	0.0
Cash Funds Exempt / Reappropriated Funds	\$1,290,471		\$1,386,912	0.0	\$1,397,690	0.0	\$1,397,690	0.0	\$1,312,356	0.0
Federal Funds	\$0		\$0	0.0	\$0	0.0	\$0	0.0	\$0	0.0

SB 10-1369 Special Bill FY 2011-12 Appropriation

Total Funds	N/A	N/A	N/A	N/A	\$0	0.0	\$0	0.0	N/A	N/A
General Fund	N/A		N/A		\$85,334		\$85,334		N/A	
General Fund Exempt	N/A		N/A		\$0		\$0		N/A	
Cash Funds	N/A		N/A		\$0		\$0		N/A	
Cash Funds Exempt / Reappropriated Funds	N/A		N/A		(\$85,334)		(\$85,334)		N/A	
Federal Funds	N/A		N/A		\$0		\$0		N/A	

HB 10-1376 (Long Bill Add-ons), SB 10-065 (Supplemental)

Total Funds	N/A	N/A	\$234,967	0.0	N/A	N/A	N/A	N/A	N/A	N/A
General Fund	N/A		\$234,967		N/A		N/A		N/A	
General Fund Exempt	N/A		\$0		N/A		N/A		N/A	
Cash Funds	N/A		\$0		N/A		N/A		N/A	
Cash Funds Exempt / Reappropriated Funds	N/A		\$0		N/A		N/A		N/A	
Federal Funds	N/A		\$0		N/A		N/A		N/A	

**Total Appropriation**

<b>Total Funds</b>	<b>\$8,713,574</b>	<b>141.3</b>	<b>\$9,175,223</b>	<b>141.3</b>	<b>\$9,231,831</b>	<b>141.3</b>	<b>\$9,231,831</b>	<b>141.3</b>	<b>\$9,231,831</b>	<b>141.3</b>
<b>General Fund</b>	<b>\$7,423,103</b>	<b>141.3</b>	<b>\$7,788,311</b>	<b>141.3</b>	<b>\$7,919,475</b>	<b>141.3</b>	<b>\$7,919,475</b>	<b>141.3</b>	<b>\$7,919,475</b>	<b>141.3</b>
<b>General Fund Exempt</b>	<b>\$0</b>		<b>\$0</b>	<b>0.0</b>	<b>\$0</b>	<b>0.0</b>	<b>\$0</b>	<b>0.0</b>	<b>\$0</b>	<b>0.0</b>
<b>Cash Funds</b>	<b>\$0</b>		<b>\$0</b>	<b>0.0</b>	<b>\$0</b>	<b>0.0</b>	<b>\$0</b>	<b>0.0</b>	<b>\$0</b>	<b>0.0</b>
<b>Cash Funds Exempt / Reappropriated Funds</b>	<b>\$1,290,471</b>		<b>\$1,386,912</b>	<b>0.0</b>	<b>\$1,312,356</b>	<b>0.0</b>	<b>\$1,312,356</b>	<b>0.0</b>	<b>\$1,312,356</b>	<b>0.0</b>
<b>Federal Funds</b>	<b>\$0</b>		<b>\$0</b>	<b>0.0</b>	<b>\$0</b>	<b>0.0</b>	<b>\$0</b>	<b>0.0</b>	<b>\$0</b>	<b>0.0</b>

Colorado Department of Education  
 FY 2011-12 Budget Cycle  
 Schedule 3 Tab A-1

(4) Colorado School for the Deaf and the Blind; (A) School Operations, Personal Services

	FY 2008-09		FY 2009-10		FY 2010-11		FY 2010-11		FY 2011-12	
	Actuals	FTE	Actuals	FTE	Appropriated	FTE	Estimate	FTE	Request	FTE
POTS Expenditures / Allocation										
Total Funds	\$1,542,394		\$1,282,395	0.0	N/A		\$1,245,708	0.0	N/A	
General Fund	\$1,542,394		\$1,282,395		N/A		\$1,245,708		N/A	
General Fund Exempt	\$0		\$0		N/A		\$0		N/A	
Cash Funds	\$0		\$0		N/A		\$0		N/A	
Cash Funds Exempt / Reappropriated Funds	\$0		\$0		N/A		\$0		N/A	
Federal Funds	\$0		\$0		N/A		\$0		N/A	

SB10-146 Annualization - Modify Contributions to PERA

Total Funds	N/A	N/A	N/A	N/A	N/A	N/A	N/A	N/A	\$188,584	0.0
General Fund	N/A		N/A		N/A		N/A		\$188,584	
General Fund Exempt	N/A		N/A		N/A		N/A		\$0	
Cash Funds	N/A		N/A		N/A		N/A		\$0	
Cash Funds Exempt / Reappropriated Funds	N/A		N/A		N/A		N/A		\$0	
Federal Funds	N/A		N/A		N/A		N/A		\$0	

Supplemental - 1% Across the Board Personal Services Reduction

Total Funds	\$0		\$0		N/A	N/A	(\$91,918)	\$0	\$0	
General Fund	\$0		\$0		N/A		(\$91,918)		\$0	
General Fund Exempt	\$0		\$0		N/A		\$0		\$0	
Cash Funds	\$0		\$0		N/A		\$0		\$0	
Cash Funds Exempt / Reappropriated Funds	\$0		\$0		N/A		\$0		\$0	
Federal Funds	\$0		\$0		N/A		\$0		\$0	

DI - NP Statewide PERA Adjustment

Total Funds	N/A	N/A	N/A	N/A	N/A	N/A	N/A	N/A	(\$197,317)	0.0
General Fund	N/A		N/A		N/A		N/A		(\$197,317)	
General Fund Exempt	N/A		N/A		N/A		N/A		\$0	
Cash Funds	N/A		N/A		N/A		N/A		\$0	
Cash Funds Exempt / Reappropriated Funds	N/A		N/A		N/A		N/A		\$0	
Federal Funds	N/A		N/A		N/A		N/A		\$0	

Colorado Department of Education  
 FY 2011-12 Budget Cycle  
 Schedule 3 Tab A-1

(4) Colorado School for the Deaf and the Blind; (A) School Operations, Personal Services

	FY 2008-09		FY 2009-10		FY 2010-11		FY 2010-11		FY 2011-12	
	Actuals	FTE	Actuals	FTE	Appropriated	FTE	Estimate	FTE	Request	FTE
DI - NP 2% Across the Board Personal Services Reduction										
Total Funds	N/A	N/A	N/A	N/A	N/A	N/A	N/A	N/A	(\$146,367)	0.0
General Fund	N/A		N/A		N/A		N/A		(\$146,367)	
General Fund Exempt	N/A		N/A		N/A		N/A		\$0	
Cash Funds	N/A		N/A		N/A		N/A		\$0	
Cash Funds Exempt / Reappropriated Funds	N/A		N/A		N/A		N/A		\$0	
Federal Funds	N/A		N/A		N/A		N/A		\$0	

**Total Spending Authority / Request**

<b>Total Funds</b>	<b>\$10,255,968</b>	<b>141.3</b>	<b>\$10,457,618</b>	<b>141.3</b>	<b>\$9,231,831</b>	<b>141.3</b>	<b>\$10,385,621</b>	<b>141.3</b>	<b>\$9,076,731</b>	<b>141.3</b>
<b>General Fund</b>	<b>\$8,965,497</b>	<b>141.3</b>	<b>\$9,070,706</b>	<b>141.3</b>	<b>\$7,919,475</b>	<b>141.3</b>	<b>\$9,073,265</b>	<b>141.3</b>	<b>\$7,764,375</b>	<b>141.3</b>
<b>General Fund Exempt</b>	<b>\$0</b>		<b>\$0</b>	<b>0.0</b>	<b>\$0</b>	<b>0.0</b>	<b>\$0</b>	<b>0.0</b>	<b>\$0</b>	<b>0.0</b>
<b>Cash Funds</b>	<b>\$0</b>		<b>\$0</b>	<b>0.0</b>	<b>\$0</b>	<b>0.0</b>	<b>\$0</b>	<b>0.0</b>	<b>\$0</b>	<b>0.0</b>
<b>Cash Funds Exempt / Reappropriated Funds</b>	<b>\$1,290,471</b>		<b>\$1,386,912</b>	<b>0.0</b>	<b>\$1,312,356</b>	<b>0.0</b>	<b>\$1,312,356</b>	<b>0.0</b>	<b>\$1,312,356</b>	<b>0.0</b>
<b>Federal Funds</b>	<b>\$0</b>		<b>\$0</b>	<b>0.0</b>	<b>\$0</b>	<b>0.0</b>	<b>\$0</b>	<b>0.0</b>	<b>\$0</b>	<b>0.0</b>

**Expenditures**

Total Funds	\$10,211,450	140.6	\$10,376,417	138.7	N/A	N/A	N/A	N/A	N/A	N/A
General Fund	\$8,920,979	140.6	\$8,989,505	138.7	N/A		N/A		N/A	
General Fund Exempt	\$0		\$0	0.0	N/A		N/A		N/A	
Cash Funds	\$0		\$0	0.0	N/A		N/A		N/A	
Cash Funds Exempt / Reappropriated Funds	\$1,290,471		\$1,386,912	0.0	N/A		N/A		N/A	
Federal Funds	\$0		\$0	0.0	N/A		N/A		N/A	

**Under/(Over) Expenditures**

<b>Total Funds</b>	<b>\$44,518</b>	<b>0.7</b>	<b>\$81,201</b>	<b>2.6</b>	<b>N/A</b>	<b>N/A</b>	<b>N/A</b>	<b>N/A</b>	<b>N/A</b>	<b>N/A</b>
<b>General Fund</b>	<b>\$44,518</b>	<b>0.7</b>	<b>\$81,201</b>	<b>2.6</b>	<b>N/A</b>		<b>N/A</b>		<b>N/A</b>	
<b>General Fund Exempt</b>	<b>\$0</b>		<b>\$0</b>	<b>0.0</b>	<b>N/A</b>		<b>N/A</b>		<b>N/A</b>	
<b>Cash Funds</b>	<b>\$0</b>		<b>\$0</b>	<b>0.0</b>	<b>N/A</b>		<b>N/A</b>		<b>N/A</b>	
<b>Cash Funds Exempt / Reappropriated Funds</b>	<b>\$0</b>		<b>\$0</b>	<b>0.0</b>	<b>N/A</b>		<b>N/A</b>		<b>N/A</b>	
<b>Federal Funds</b>	<b>\$0</b>		<b>\$0</b>	<b>0.0</b>	<b>N/A</b>		<b>N/A</b>		<b>N/A</b>	

Colorado Department of Education  
 FY 2011-12 Budget Cycle  
 Schedule 3 Tab A-2

(4) Colorado School for the Deaf and the Blind; (A) School Operations, Early Intervention Services

	FY 2008-09		FY 2009-10		FY 2010-11		FY 2010-11		FY 2011-12	
	Actuals	FTE	Actuals	FTE	Appropriated	FTE	Estimate	FTE	Request	FTE
HB 08-1375, SB 09-259, HB 10-1376, Prior Year Appropriation (Long Bill)										
Total Funds	\$1,146,468	10.0	\$1,178,934	10.0	\$1,168,106	10.0	\$1,168,106	10.0	\$1,168,106	10.0
General Fund	\$1,146,468	10.0	\$1,178,934	10.0	\$1,168,106	10.0	\$1,168,106	10.0	\$1,168,106	10.0
General Fund Exempt	\$0		\$0	0.0	\$0	0.0	\$0	0.0	\$0	0.0
Cash Funds	\$0		\$0	0.0	\$0	0.0	\$0	0.0	\$0	0.0
Cash Funds Exempt / Reappropriated Funds	\$0		\$0	0.0	\$0	0.0	\$0	0.0	\$0	0.0
Federal Funds	\$0		\$0	0.0	\$0	0.0	\$0	0.0	\$0	0.0

HB 10-1376 (Long Bill Add-ons), SB 10-065 (Supplemental)

Total Funds	\$0	0.0	(\$291)	0.0	N/A	N/A	N/A	N/A	N/A	N/A
General Fund	\$0		(\$291)		N/A		N/A		N/A	
General Fund Exempt	\$0		\$0		N/A		N/A		N/A	
Cash Funds	\$0		\$0		N/A		N/A		N/A	
Cash Funds Exempt / Reappropriated Funds	\$0		\$0		N/A		N/A		N/A	
Federal Funds	\$0		\$0		N/A		N/A		N/A	

**Total Appropriation**

<b>Total Funds</b>	<b>\$1,146,468</b>	<b>10.0</b>	<b>\$1,178,643</b>	<b>10.0</b>	<b>\$1,168,106</b>	<b>10.0</b>	<b>\$1,168,106</b>	<b>10.0</b>	<b>\$1,168,106</b>	<b>10.0</b>
<b>General Fund</b>	<b>\$1,146,468</b>	<b>10.0</b>	<b>\$1,178,643</b>	<b>10.0</b>	<b>\$1,168,106</b>	<b>10.0</b>	<b>\$1,168,106</b>	<b>10.0</b>	<b>\$1,168,106</b>	<b>10.0</b>
<b>General Fund Exempt</b>	<b>\$0</b>		<b>\$0</b>	<b>0.0</b>	<b>\$0</b>	<b>0.0</b>	<b>\$0</b>	<b>0.0</b>	<b>\$0</b>	<b>0.0</b>
<b>Cash Funds</b>	<b>\$0</b>		<b>\$0</b>	<b>0.0</b>	<b>\$0</b>	<b>0.0</b>	<b>\$0</b>	<b>0.0</b>	<b>\$0</b>	<b>0.0</b>
<b>Cash Funds Exempt / Reappropriated Funds</b>	<b>\$0</b>		<b>\$0</b>	<b>0.0</b>	<b>\$0</b>	<b>0.0</b>	<b>\$0</b>	<b>0.0</b>	<b>\$0</b>	<b>0.0</b>
<b>Federal Funds</b>	<b>\$0</b>		<b>\$0</b>	<b>0.0</b>	<b>\$0</b>	<b>0.0</b>	<b>\$0</b>	<b>0.0</b>	<b>\$0</b>	<b>0.0</b>

POTS Expenditures / Allocation

Total Funds	\$121,412		\$101,598		N/A	N/A	\$120,000		N/A	
General Fund	\$121,412		\$101,598		N/A		\$120,000		N/A	
General Fund Exempt	\$0		\$0		N/A		\$0		N/A	
Cash Funds	\$0		\$0		N/A		\$0		N/A	
Cash Funds Exempt / Reappropriated Funds	\$0		\$0		N/A		\$0		N/A	
Federal Funds	\$0		\$0		N/A		\$0		N/A	

Colorado Department of Education  
 FY 2011-12 Budget Cycle  
 Schedule 3 Tab A-2

(4) Colorado School for the Deaf and the Blind; (A) School Operations, Early Intervention Services

	FY 2008-09		FY 2009-10		FY 2010-11		FY 2010-11		FY 2011-12	
	Actuals	FTE	Actuals	FTE	Appropriated	FTE	Estimate	FTE	Request	FTE
SB10-146 Annualization - Modify Contributions to PERA										
Total Funds	N/A	N/A	N/A	N/A	N/A	N/A	N/A	N/A	\$17,093	0.0
General Fund	N/A		N/A		N/A		N/A		\$17,093	
General Fund Exempt	N/A		N/A		N/A		N/A		\$0	
Cash Funds	N/A		N/A		N/A		N/A		\$0	
Cash Funds Exempt / Reappropriated Funds	N/A		N/A		N/A		N/A		\$0	
Federal Funds	N/A		N/A		N/A		N/A		\$0	

Supplemental - 1% Across the Board Personal Services Reduction

Total Funds	\$0		\$0		N/A	N/A	(\$10,630)	\$0	\$0	
General Fund	\$0		\$0		N/A		(\$10,630)		\$0	
General Fund Exempt	\$0		\$0		N/A		\$0		\$0	
Cash Funds	\$0		\$0		N/A		\$0		\$0	
Cash Funds Exempt / Reappropriated Funds	\$0		\$0		N/A		\$0		\$0	
Federal Funds	\$0		\$0		N/A		\$0		\$0	

DI - NP Statewide PERA Adjustment

Total Funds	N/A	N/A	N/A	N/A	N/A	N/A	N/A	N/A	(\$15,758)	0.0
General Fund	N/A		N/A		N/A		N/A		(\$15,758)	
General Fund Exempt	N/A		N/A		N/A		N/A		\$0	
Cash Funds	N/A		N/A		N/A		N/A		\$0	
Cash Funds Exempt / Reappropriated Funds	N/A		N/A		N/A		N/A		\$0	
Federal Funds	N/A		N/A		N/A		N/A		\$0	

DI - NP 2% Across the Board Personal Services Reduction

Total Funds	N/A	N/A	N/A	N/A	N/A	N/A	N/A	N/A	(\$15,536)	0.0
General Fund	N/A		N/A		N/A		N/A		(\$15,536)	
General Fund Exempt	N/A		N/A		N/A		N/A		\$0	
Cash Funds	N/A		N/A		N/A		N/A		\$0	
Cash Funds Exempt / Reappropriated Funds	N/A		N/A		N/A		N/A		\$0	
Federal Funds	N/A		N/A		N/A		N/A		\$0	

Colorado Department of Education  
 FY 2011-12 Budget Cycle  
 Schedule 3 Tab A-2

(4) Colorado School for the Deaf and the Blind; (A) School Operations, Early Intervention Services

	FY 2008-09		FY 2009-10		FY 2010-11		FY 2010-11		FY 2011-12	
	Actuals	FTE	Actuals	FTE	Appropriated	FTE	Estimate	FTE	Request	FTE
<b>Total Spending Authority / Request</b>										
<b>Total Funds</b>	\$1,267,880	10.0	\$1,280,241	10.0	\$1,168,106	10.0	\$1,277,476	10.0	\$1,153,905	10.0
<b>General Fund</b>	\$1,267,880	10.0	\$1,280,241	10.0	\$1,168,106	10.0	\$1,277,476	10.0	\$1,153,905	10.0
<b>General Fund Exempt</b>	\$0		\$0	0.0	\$0	0.0	\$0	0.0	\$0	0.0
<b>Cash Funds</b>	\$0		\$0	0.0	\$0	0.0	\$0	0.0	\$0	0.0
<b>Cash Funds Exempt / Reappropriated Funds</b>	\$0		\$0	0.0	\$0	0.0	\$0	0.0	\$0	0.0
<b>Federal Funds</b>	\$0		\$0	0.0	\$0	0.0	\$0	0.0	\$0	0.0
<b>Expenditures</b>										
Total Funds	\$1,240,980	10.0	\$1,273,502	10.0	N/A	N/A	N/A	N/A	N/A	N/A
General Fund	\$1,240,980	10.0	\$1,273,502	10.0	N/A		N/A		N/A	
General Fund Exempt	\$0		\$0	0.0	N/A		N/A		N/A	
Cash Funds	\$0		\$0	0.0	N/A		N/A		N/A	
Cash Funds Exempt / Reappropriated Funds	\$0		\$0	0.0	N/A		N/A		N/A	
Federal Funds	\$0		\$0	0.0	N/A		N/A		N/A	
<b>Under/(Over) Expenditures</b>										
Total Funds	\$26,900	0.0	\$6,739	0.0	N/A	N/A	N/A	N/A	N/A	N/A
General Fund	\$26,900	0.0	\$6,739	0.0	N/A		N/A		N/A	
General Fund Exempt	\$0		\$0	0.0	N/A		N/A		N/A	
Cash Funds	\$0		\$0	0.0	N/A		N/A		N/A	
Cash Funds Exempt / Reappropriated Funds	\$0		\$0	0.0	N/A		N/A		N/A	
Federal Funds	\$0		\$0	0.0	N/A		N/A		N/A	



Colorado Department of Education  
 FY 2011-12 Budget Cycle  
 Schedule 3 Tab A-3

(4) Colorado School for the Deaf and the Blind; (A) School Operations, Shift Differential

	FY 2008-09		FY 2009-10		FY 2010-11		FY 2010-11		FY 2011-12	
	Actuals	FTE	Actuals	FTE	Appropriated	FTE	Estimated	FTE	Request	FTE
HB 08-1375, SB 09-259, HB 10-1376, Prior Year Appropriation (Long Bill)										
Total Funds	\$84,932	0.0	\$65,638	0.0	\$65,530	0.0	\$65,530	0.0	\$65,530	0.0
General Fund	\$84,932		\$65,638		\$65,530		\$65,530		\$65,530	
General Fund Exempt	\$0		\$0		\$0		\$0		\$0	
Cash Funds	\$0		\$0		\$0		\$0		\$0	
Cash Funds Exempt / Reappropriated Funds	\$0		\$0		\$0		\$0		\$0	
Federal Funds	\$0		\$0		\$0		\$0		\$0	

**Total Appropriation**

<b>Total Funds</b>	<b>\$84,932</b>	<b>0.0</b>	<b>\$65,638</b>	<b>0.0</b>	<b>\$65,530</b>	<b>0.0</b>	<b>\$65,530</b>	<b>0.0</b>	<b>\$65,530</b>	<b>0.0</b>
<b>General Fund</b>	<b>\$84,932</b>		<b>\$65,638</b>		<b>\$65,530</b>		<b>\$65,530</b>		<b>\$65,530</b>	
<b>General Fund Exempt</b>	<b>\$0</b>		<b>\$0</b>		<b>\$0</b>		<b>\$0</b>		<b>\$0</b>	
<b>Cash Funds</b>	<b>\$0</b>		<b>\$0</b>		<b>\$0</b>		<b>\$0</b>		<b>\$0</b>	
<b>Cash Funds Exempt / Reappropriated Funds</b>	<b>\$0</b>		<b>\$0</b>		<b>\$0</b>		<b>\$0</b>		<b>\$0</b>	
<b>Federal Funds</b>	<b>\$0</b>		<b>\$0</b>		<b>\$0</b>		<b>\$0</b>		<b>\$0</b>	

Common Policy Change

Total Funds	N/A	N/A	N/A	N/A	\$0	0.0	N/A	N/A	\$21,854	0.0
General Fund	N/A		N/A		\$0		N/A		\$21,854	
General Fund Exempt	N/A		N/A		\$0		N/A		\$0	
Cash Funds	N/A		N/A		\$0		N/A		\$0	
Cash Funds Exempt / Reappropriated Funds	N/A		N/A		\$0		N/A		\$0	
Federal Funds	N/A		N/A		\$0		N/A		\$0	

SB10-146 Annualization - Modify Contributions to PERA

Total Funds	N/A	N/A	N/A	N/A	N/A	N/A	N/A	N/A	\$2,187	0.0
General Fund	N/A		N/A		N/A		N/A		\$2,187	
General Fund Exempt	N/A		N/A		N/A		N/A		\$0	
Cash Funds	N/A		N/A		N/A		N/A		\$0	
Cash Funds Exempt / Reappropriated Funds	N/A		N/A		N/A		N/A		\$0	
Federal Funds	N/A		N/A		N/A		N/A		\$0	

Colorado Department of Education  
 FY 2011-12 Budget Cycle  
 Schedule 3 Tab A-3

(4) Colorado School for the Deaf and the Blind; (A) School Operations, Shift Differential

	FY 2008-09		FY 2009-10		FY 2010-11		FY 2010-11		FY 2011-12	
	Actuals	FTE	Actuals	FTE	Appropriated	FTE	Estimated	FTE	Request	FTE
<b>Total Spending Authority / Request</b>										
<b>Total Funds</b>	\$84,932	0.0	\$65,638	0.0	\$65,530	0.0	\$65,530	0.0	\$89,571	0.0
<b>General Fund</b>	\$84,932		\$65,638		\$65,530		\$65,530		\$89,571	
<b>General Fund Exempt</b>	\$0		\$0		\$0		\$0		\$0	
<b>Cash Funds</b>	\$0		\$0		\$0		\$0		\$0	
<b>Cash Funds Exempt / Reappropriated Funds</b>	\$0		\$0		\$0		\$0		\$0	
<b>Federal Funds</b>	\$0		\$0		\$0		\$0		\$0	

Expenditures

Total Funds	\$84,932	0.0	\$65,638	0.0	N/A	N/A	N/A	N/A	N/A	N/A
General Fund	\$84,932		\$65,638		N/A		N/A		N/A	
General Fund Exempt	\$0		\$0		N/A		N/A		N/A	
Cash Funds	\$0		\$0		N/A		N/A		N/A	
Cash Funds Exempt / Reappropriated Funds	\$0		\$0		N/A		N/A		N/A	
Federal Funds	\$0		\$0		N/A		N/A		N/A	

Under/(Over) Expenditures

<b>Total Funds</b>	\$0	0.0	\$0	0.0	N/A	N/A	N/A	N/A	N/A	N/A
<b>General Fund</b>	\$0		\$0		N/A		N/A		N/A	
<b>General Fund Exempt</b>	\$0		\$0		N/A		N/A		N/A	
<b>Cash Funds</b>	\$0		\$0		N/A		N/A		N/A	
<b>Cash Funds Exempt / Reappropriated Funds</b>	\$0		\$0		N/A		N/A		N/A	
<b>Federal Funds</b>	\$0		\$0		N/A		N/A		N/A	

Colorado Department of Education  
 FY 2011-12 Budget Cycle  
 Schedule 3 Tab A-4

(4) Colorado School for the Deaf and the Blind; (A) School Operations, Operating Expenses

	FY 2008-09		FY 2009-10		FY 2010-11		FY 2010-11		FY 2011-12	
	Actuals	FTE	Actuals	FTE	Appropriated	FTE	Estimate	FTE	Request	FTE
HB 08-1375, SB 09-259, HB 10-1376, Prior Year Appropriation (Long Bill)										
Total Funds	\$417,277	0.0	\$417,277	0.0	\$417,277	0.0	\$417,277	0.0	\$417,277	0.0
General Fund	\$417,277		\$417,277		\$417,277		\$417,277		\$417,277	
General Fund Exempt	\$0		\$0		\$0		\$0		\$0	
Cash Funds	\$0		\$0		\$0		\$0		\$0	
Cash Funds Exempt / Reappropriated Funds	\$0		\$0		\$0		\$0		\$0	
Federal Funds	\$0		\$0		\$0		\$0		\$0	
<b>Total Appropriation</b>										
Total Funds	\$417,277	0.0	\$417,277	0.0	\$417,277	0.0	\$417,277	0.0	\$417,277	0.0
General Fund	\$417,277		\$417,277		\$417,277		\$417,277		\$417,277	
General Fund Exempt	\$0		\$0		\$0		\$0		\$0	
Cash Funds	\$0		\$0		\$0		\$0		\$0	
Cash Funds Exempt / Reappropriated Funds	\$0		\$0		\$0		\$0		\$0	
Federal Funds	\$0		\$0		\$0		\$0		\$0	
<b>Total Spending Authority / Request</b>										
Total Funds	\$417,277	0.0	\$417,277	0.0	\$417,277	0.0	\$417,277	0.0	\$417,277	0.0
General Fund	\$417,277		\$417,277		\$417,277		\$417,277		\$417,277	
General Fund Exempt	\$0		\$0		\$0		\$0		\$0	
Cash Funds	\$0		\$0		\$0		\$0		\$0	
Cash Funds Exempt / Reappropriated Funds	\$0		\$0		\$0		\$0		\$0	
Federal Funds	\$0		\$0		\$0		\$0		\$0	

Colorado Department of Education  
 FY 2011-12 Budget Cycle  
 Schedule 3 Tab A-4

(4) Colorado School for the Deaf and the Blind; (A) School Operations, Operating Expenses

	FY 2008-09		FY 2009-10		FY 2010-11		FY 2010-11		FY 2011-12	
	Actuals	FTE	Actuals	FTE	Appropriated	FTE	Estimate	FTE	Request	FTE
<b>Expenditures</b>										
Total Funds	\$417,277	0.0	\$417,277	0.0	N/A	N/A	N/A	N/A	N/A	N/A
General Fund	\$417,277		\$417,277		N/A		N/A		N/A	
General Fund Exempt	\$0		\$0		N/A		N/A		N/A	
Cash Funds	\$0		\$0		N/A		N/A		N/A	
Cash Funds Exempt / Reappropriated Funds	\$0		\$0		N/A		N/A		N/A	
Federal Funds	\$0		\$0		N/A		N/A		N/A	
<b>Under/(Over) Expenditures</b>										
Total Funds	\$0	0.0	\$0	0.0	N/A	N/A	N/A	N/A	N/A	N/A
General Fund	\$0		\$0		N/A		N/A		N/A	
General Fund Exempt	\$0		\$0		N/A		N/A		N/A	
Cash Funds	\$0		\$0		N/A		N/A		N/A	
Cash Funds Exempt / Reappropriated Funds	\$0		\$0		N/A		N/A		N/A	
Federal Funds	\$0		\$0		N/A		N/A		N/A	

Colorado Department of Education  
 FY 2011-12 Budget Cycle  
 Schedule 3 Tab A-5

(4) Colorado School for the Deaf and the Blind; (A) School Operations, Vehicle Lease Payments

	FY 2008-09		FY 2009-10		FY 2010-11		FY 2010-11		FY 2011-12	
	Actuals	FTE	Actuals	FTE	Appropriated	FTE	Estimate	FTE	Request	FTE
HB 08-1375, SB 09-259, HB 10-1376, Prior Year Appropriation (Long Bill)										
Total Funds	\$19,151	0.0	\$23,727	0.0	\$26,729	0.0	\$26,729	0.0	\$26,729	0.0
General Fund	\$19,151		\$23,727		\$26,729		\$26,729		\$26,729	
General Fund Exempt	\$0		\$0		\$0		\$0		\$0	
Cash Funds	\$0		\$0		\$0		\$0		\$0	
Cash Funds Exempt / Reappropriated Funds	\$0		\$0		\$0		\$0		\$0	
Federal Funds	\$0		\$0		\$0		\$0		\$0	

HB 10-1376 (Long Bill Add-ons)

Total Funds	\$0	0.0	\$3,002	0.0	N/A	N/A	N/A	N/A	N/A	N/A
General Fund	\$0		\$3,002		N/A		N/A		N/A	
General Fund Exempt	\$0		\$0		N/A		N/A		N/A	
Cash Funds	\$0		\$0		N/A		N/A		N/A	
Cash Funds Exempt / Reappropriated Funds	\$0		\$0		N/A		N/A		N/A	
Federal Funds	\$0		\$0		N/A		N/A		N/A	

**Total Appropriation**

<b>Total Funds</b>	<b>\$19,151</b>	<b>0.0</b>	<b>\$26,729</b>	<b>0.0</b>	<b>\$26,729</b>	<b>0.0</b>	<b>\$26,729</b>	<b>0.0</b>	<b>\$26,729</b>	<b>0.0</b>
<b>General Fund</b>	<b>\$19,151</b>		<b>\$26,729</b>		<b>\$26,729</b>		<b>\$26,729</b>		<b>\$26,729</b>	
<b>General Fund Exempt</b>	<b>\$0</b>		<b>\$0</b>		<b>\$0</b>		<b>\$0</b>		<b>\$0</b>	
<b>Cash Funds</b>	<b>\$0</b>		<b>\$0</b>		<b>\$0</b>		<b>\$0</b>		<b>\$0</b>	
<b>Cash Funds Exempt / Reappropriated Funds</b>	<b>\$0</b>		<b>\$0</b>		<b>\$0</b>		<b>\$0</b>		<b>\$0</b>	
<b>Federal Funds</b>	<b>\$0</b>		<b>\$0</b>		<b>\$0</b>		<b>\$0</b>		<b>\$0</b>	

DI - NP Annual Fleet Vehicle Replacement

Total Funds	N/A		N/A		N/A		N/A		(\$2,574)	
General Fund	N/A		N/A		N/A		N/A		(\$2,574)	
General Fund Exempt	N/A		N/A		N/A		N/A		\$0	
Cash Funds	N/A		N/A		N/A		N/A		\$0	
Cash Funds Exempt / Reappropriated Funds	N/A		N/A		N/A		N/A		\$0	
Federal Funds	N/A		N/A		N/A		N/A		\$0	

Colorado Department of Education  
 FY 2011-12 Budget Cycle  
 Schedule 3 Tab A-5

(4) Colorado School for the Deaf and the Blind; (A) School Operations, Vehicle Lease Payments

	FY 2008-09		FY 2009-10		FY 2010-11		FY 2010-11		FY 2011-12	
	Actuals	FTE	Actuals	FTE	Appropriated	FTE	Estimate	FTE	Request	FTE
<b>Total Spending Authority / Request</b>										
<b>Total Funds</b>	\$19,151	0.0	\$26,729	0.0	\$26,729	0.0	\$26,729	0.0	\$24,155	0.0
<b>General Fund</b>	\$19,151		\$26,729		\$26,729		\$26,729		\$24,155	
<b>General Fund Exempt</b>	\$0		\$0		\$0		\$0		\$0	
<b>Cash Funds</b>	\$0		\$0		\$0		\$0		\$0	
<b>Cash Funds Exempt / Reappropriated Funds</b>	\$0		\$0		\$0		\$0		\$0	
<b>Federal Funds</b>	\$0		\$0		\$0		\$0		\$0	
<b>Expenditures</b>										
Total Funds	\$19,151	0.0	\$26,729	0.0	N/A	N/A	N/A	N/A	N/A	N/A
General Fund	\$19,151		\$26,729		N/A		N/A		N/A	
General Fund Exempt	\$0		\$0		N/A		N/A		N/A	
Cash Funds	\$0		\$0		N/A		N/A		N/A	
Cash Funds Exempt / Reappropriated Funds	\$0		\$0		N/A		N/A		N/A	
Federal Funds	\$0		\$0		N/A		N/A		N/A	
<b>Under/(Over) Expenditures</b>										
Total Funds	\$0	0.0	\$0	0.0	N/A	N/A	N/A	N/A	N/A	N/A
General Fund	\$0		\$0		N/A		N/A		N/A	
General Fund Exempt	\$0		\$0		N/A		N/A		N/A	
Cash Funds	\$0		\$0		N/A		N/A		N/A	
Cash Funds Exempt / Reappropriated Funds	\$0		\$0		N/A		N/A		N/A	
Federal Funds	\$0		\$0		N/A		N/A		N/A	

Colorado Department of Education  
 FY 2011-12 Budget Cycle  
 Schedule 3 Tab A-7

(4) Colorado School for the Deaf and the Blind; (A) School Operations, Utilities

	FY 2008-09		FY 2009-10		FY 2010-11		FY 2010-11		FY 2011-12	
	Actuals	FTE	Actuals	FTE	Appropriated	FTE	Estimate	FTE	Request	FTE
HB 08-1375, SB 09-259, HB 10-1376, Prior Year Appropriation (Long Bill)										
Total Funds	\$460,913	0.0	\$554,810	0.0	\$554,810	0.0	\$554,810	0.0	\$554,810	0.0
General Fund	\$460,913		\$554,810		\$554,810		\$554,810		\$554,810	
General Fund Exempt	\$0		\$0		\$0		\$0		\$0	
Cash Funds	\$0		\$0		\$0		\$0		\$0	
Cash Funds Exempt / Reappropriated Funds	\$0		\$0		\$0		\$0		\$0	
Federal Funds	\$0		\$0		\$0		\$0		\$0	

SB 07-161 Agency Supplemental Bill

Total Funds	\$32,962	0.0	N/A	N/A	N/A	N/A	N/A	N/A	N/A	N/A
General Fund	\$32,962		N/A		N/A		N/A		N/A	
General Fund Exempt	\$0		N/A		N/A		N/A		N/A	
Cash Funds	\$0		N/A		N/A		N/A		N/A	
Cash Funds Exempt / Reappropriated Funds	\$0		N/A		N/A		N/A		N/A	
Federal Funds	\$0		N/A		N/A		N/A		N/A	

**Total Appropriation**

<b>Total Funds</b>	<b>\$493,875</b>	<b>0.0</b>	<b>\$554,810</b>	<b>0.0</b>	<b>\$554,810</b>	<b>0.0</b>	<b>\$554,810</b>	<b>0.0</b>	<b>\$554,810</b>	<b>0.0</b>
<b>General Fund</b>	<b>\$493,875</b>		<b>\$554,810</b>		<b>\$554,810</b>		<b>\$554,810</b>		<b>\$554,810</b>	
<b>General Fund Exempt</b>	<b>\$0</b>		<b>\$0</b>		<b>\$0</b>		<b>\$0</b>		<b>\$0</b>	
<b>Cash Funds</b>	<b>\$0</b>		<b>\$0</b>		<b>\$0</b>		<b>\$0</b>		<b>\$0</b>	
<b>Cash Funds Exempt / Reappropriated Funds</b>	<b>\$0</b>		<b>\$0</b>		<b>\$0</b>		<b>\$0</b>		<b>\$0</b>	
<b>Federal Funds</b>	<b>\$0</b>		<b>\$0</b>		<b>\$0</b>		<b>\$0</b>		<b>\$0</b>	

**Total Spending Authority / Request**

<b>Total Funds</b>	<b>\$493,875</b>	<b>0.0</b>	<b>\$554,810</b>	<b>0.0</b>	<b>\$554,810</b>	<b>0.0</b>	<b>\$554,810</b>	<b>0.0</b>	<b>\$554,810</b>	<b>0.0</b>
<b>General Fund</b>	<b>\$493,875</b>		<b>\$554,810</b>		<b>\$554,810</b>		<b>\$554,810</b>		<b>\$554,810</b>	
<b>General Fund Exempt</b>	<b>\$0</b>		<b>\$0</b>		<b>\$0</b>		<b>\$0</b>		<b>\$0</b>	
<b>Cash Funds</b>	<b>\$0</b>		<b>\$0</b>		<b>\$0</b>		<b>\$0</b>		<b>\$0</b>	
<b>Cash Funds Exempt / Reappropriated Funds</b>	<b>\$0</b>		<b>\$0</b>		<b>\$0</b>		<b>\$0</b>		<b>\$0</b>	
<b>Federal Funds</b>	<b>\$0</b>		<b>\$0</b>		<b>\$0</b>		<b>\$0</b>		<b>\$0</b>	

Colorado Department of Education  
 FY 2011-12 Budget Cycle  
 Schedule 3 Tab A-7

(4) Colorado School for the Deaf and the Blind; (A) School Operations, Utilities

	FY 2008-09		FY 2009-10		FY 2010-11		FY 2010-11		FY 2011-12	
	Actuals	FTE	Actuals	FTE	Appropriated	FTE	Estimate	FTE	Request	FTE
<b>Expenditures</b>										
Total Funds	\$457,103	0.0	\$514,532	0.0	N/A	N/A	N/A	N/A	N/A	N/A
General Fund	\$457,103		\$514,532		N/A		N/A		N/A	
General Fund Exempt	\$0		\$0		N/A		N/A		N/A	
Cash Funds	\$0		\$0		N/A		N/A		N/A	
Cash Funds Exempt / Reappropriated Funds	\$0		\$0		N/A		N/A		N/A	
Federal Funds	\$0		\$0		N/A		N/A		N/A	
<b>Under/(Over) Expenditures</b>										
Total Funds	\$36,772	0.0	\$40,278	0.0	N/A	N/A	N/A	N/A	N/A	N/A
General Fund	\$36,772		\$40,278		N/A		N/A		N/A	
General Fund Exempt	\$0		\$0		N/A		N/A		N/A	
Cash Funds	\$0		\$0		N/A		N/A		N/A	
Cash Funds Exempt / Reappropriated Funds	\$0		\$0		N/A		N/A		N/A	
Federal Funds	\$0		\$0		N/A		N/A		N/A	



Colorado Department of Education  
 FY 2011-12 Budget Cycle  
 Schedule 3 Tab A-8

(4) Colorado School for the Deaf and the Blind; (A) School Operations, Allocation of State and Federal Categorical Program Funding

	FY 2008-09		FY 2009-10		FY 2010-11		FY 2010-11		FY 2011-12	
	Actuals	FTE	Actuals	FTE	Appropriated	FTE	Estimate	FTE	Request	FTE
HB 08-1375, SB 09-259, HB 10-1376, Prior Year Appropriation (Long Bill)										
Total Funds	\$150,000	0.4	\$150,000	0.4	\$149,842	0.4	\$149,842	0.4	\$149,842	0.4
General Fund	\$0		\$0	0.0	\$0	0.0	\$0	0.0	\$0	0.0
General Fund Exempt	\$0		\$0	0.0	\$0	0.0	\$0	0.0	\$0	0.0
Cash Funds	\$0		\$0	0.0	\$0	0.0	\$0	0.0	\$0	0.0
Cash Funds Exempt / Reappropriated Funds	\$150,000	0.4	\$150,000	0.4	\$149,842	0.4	\$149,842	0.4	\$149,842	0.4
Federal Funds	\$0		\$0	0.0	\$0	0.0	\$0	0.0	\$0	0.0

Custodial Increase

Total Funds	\$1,357	0.0	\$3,311	0.0	N/A	N/A	N/A	N/A	N/A	N/A
General Fund	\$0		\$0		N/A		N/A		N/A	
General Fund Exempt	\$0		\$0		N/A		N/A		N/A	
Cash Funds	\$0		\$0		N/A		N/A		N/A	
Cash Funds Exempt / Reappropriated Funds	\$1,357		\$3,311		N/A		N/A		N/A	
Federal Funds	\$0		\$0		N/A		N/A		N/A	

**Total Appropriation**

<b>Total Funds</b>	<b>\$151,357</b>	<b>0.4</b>	<b>\$153,311</b>	<b>0.4</b>	<b>\$149,842</b>	<b>0.4</b>	<b>\$149,842</b>	<b>0.4</b>	<b>\$149,842</b>	<b>0.4</b>
<b>General Fund</b>	<b>\$0</b>		<b>\$0</b>	<b>0.0</b>	<b>\$0</b>	<b>0.0</b>	<b>\$0</b>	<b>0.0</b>	<b>\$0</b>	<b>0.0</b>
<b>General Fund Exempt</b>	<b>\$0</b>		<b>\$0</b>	<b>0.0</b>	<b>\$0</b>	<b>0.0</b>	<b>\$0</b>	<b>0.0</b>	<b>\$0</b>	<b>0.0</b>
<b>Cash Funds</b>	<b>\$0</b>		<b>\$0</b>	<b>0.0</b>	<b>\$0</b>	<b>0.0</b>	<b>\$0</b>	<b>0.0</b>	<b>\$0</b>	<b>0.0</b>
<b>Cash Funds Exempt / Reappropriated Funds</b>	<b>\$151,357</b>	<b>0.4</b>	<b>\$153,311</b>	<b>0.4</b>	<b>\$149,842</b>	<b>0.4</b>	<b>\$149,842</b>	<b>0.4</b>	<b>\$149,842</b>	<b>0.4</b>
<b>Federal Funds</b>	<b>\$0</b>		<b>\$0</b>	<b>0.0</b>	<b>\$0</b>	<b>0.0</b>	<b>\$0</b>	<b>0.0</b>	<b>\$0</b>	<b>0.0</b>

SB10-146 Annualization - Modify Contributions to PERA

Total Funds	N/A	N/A	N/A	N/A	N/A	N/A	N/A	N/A	\$158	0.0
General Fund	N/A		N/A		N/A		N/A		\$0	
General Fund Exempt	N/A		N/A		N/A		N/A		\$0	
Cash Funds	N/A		N/A		N/A		N/A		\$0	
Cash Funds Exempt / Reappropriated Funds	N/A		N/A		N/A		N/A		\$158	
Federal Funds	N/A		N/A		N/A		N/A		\$0	

Colorado Department of Education  
 FY 2011-12 Budget Cycle  
 Schedule 3 Tab A-8

(4) Colorado School for the Deaf and the Blind; (A) School Operations, Allocation of State and Federal Categorical Program Funding

	FY 2008-09		FY 2009-10		FY 2010-11		FY 2010-11		FY 2011-12	
	Actuals	FTE	Actuals	FTE	Appropriated	FTE	Estimate	FTE	Request	FTE
<b>Total Spending Authority / Request</b>										
<b>Total Funds</b>	\$192,658	0.4	\$186,693	0.4	\$149,842	0.4	\$149,842	0.4	\$150,000	0.4
General Fund	\$0		\$0	0.0	\$0	0.0	\$0	0.0	\$0	0.0
General Fund Exempt	\$0		\$0	0.0	\$0	0.0	\$0	0.0	\$0	0.0
Cash Funds	\$0		\$0	0.0	\$0	0.0	\$0	0.0	\$0	0.0
Cash Funds Exempt / Reappropriated Funds	\$192,658	0.4	\$186,693	0.4	\$149,842	0.4	\$149,842	0.4	\$150,000	0.4
Federal Funds	\$0		\$0	0.0	\$0	0.0	\$0	0.0	\$0	0.0
<b>Expenditures</b>										
Total Funds	\$160,135	0.2	\$111,279	0.1	N/A	N/A	N/A	N/A	N/A	N/A
General Fund	\$0		\$0	0.0	N/A		N/A		N/A	
General Fund Exempt	\$0		\$0	0.0	N/A		N/A		N/A	
Cash Funds	\$0		\$0	0.0	N/A		N/A		N/A	
Cash Funds Exempt / Reappropriated Funds	\$160,135	0.2	\$111,279	0.1	N/A		N/A		N/A	
Federal Funds	\$0		\$0	0.0	N/A		N/A		N/A	
<b>Under/(Over) Expenditures</b>										
Total Funds	\$32,523	0.2	\$75,414	0.3	N/A	N/A	N/A	N/A	N/A	N/A
General Fund	\$0		\$0	0.0	N/A		N/A		N/A	
General Fund Exempt	\$0		\$0	0.0	N/A		N/A		N/A	
Cash Funds	\$0		\$0	0.0	N/A		N/A		N/A	
Cash Funds Exempt / Reappropriated Funds	\$32,523	0.2	\$75,414	0.3	N/A		N/A		N/A	
Federal Funds	\$0		\$0	0.0	N/A		N/A		N/A	

Colorado Department of Education  
 FY 2011-12 Budget Cycle  
 Schedule 3 Tab A-9

(4) Colorado School for the Deaf and the Blind; (A) School Operations, Medicaid Reimbursements for Public School Health Services

	FY 2008-09		FY 2009-10		FY 2010-11		FY 2010-11*		FY 2011-12	
	Actuals	FTE	Actuals	FTE	Appropriated	FTE	Estimate	FTE	Request	FTE
HB 08-1375, SB 09-259, HB 10-1376, Prior Year Appropriation (Long Bill)										
Total Funds	\$85,000	1.5	\$85,000	1.5	\$83,254	1.5	\$83,254	1.5	\$83,254	1.5
General Fund	\$0		\$0	0.0	\$0	0.0	\$0	0.0	\$0	0.0
General Fund Exempt	\$0		\$0	0.0	\$0	0.0	\$0	0.0	\$0	0.0
Cash Funds	\$0		\$0	0.0	\$0	0.0	\$0	0.0	\$0	0.0
Cash Funds Exempt / Reappropriated Funds	\$85,000	1.5	\$85,000	1.5	\$83,254	1.5	\$83,254	1.5	\$83,254	1.5
Federal Funds	\$0		\$0	0.0	\$0	0.0	\$0	0.0	\$0	0.0

Additional Federal Grants

Total Funds	\$0	0.0	\$37,234	0.0	N/A	N/A	N/A	N/A	N/A	N/A
General Fund	\$0		\$0		N/A		N/A		N/A	
General Fund Exempt	\$0		\$0		N/A		N/A		N/A	
Cash Funds	\$0		\$0		N/A		N/A		N/A	
Cash Funds Exempt / Reappropriated Funds	\$0		\$37,234		N/A		N/A		N/A	
Federal Funds	\$0		\$0		N/A		N/A		N/A	

**Total Appropriation**

<b>Total Funds</b>	<b>\$85,000</b>	<b>1.5</b>	<b>\$122,234</b>	<b>1.5</b>	<b>\$83,254</b>	<b>1.5</b>	<b>\$83,254</b>	<b>1.5</b>	<b>\$83,254</b>	<b>1.5</b>
<b>General Fund</b>	<b>\$0</b>		<b>\$0</b>	<b>0.0</b>	<b>\$0</b>	<b>0.0</b>	<b>\$0</b>	<b>0.0</b>	<b>\$0</b>	<b>0.0</b>
<b>General Fund Exempt</b>	<b>\$0</b>		<b>\$0</b>	<b>0.0</b>	<b>\$0</b>	<b>0.0</b>	<b>\$0</b>	<b>0.0</b>	<b>\$0</b>	<b>0.0</b>
<b>Cash Funds</b>	<b>\$0</b>		<b>\$0</b>	<b>0.0</b>	<b>\$0</b>	<b>0.0</b>	<b>\$0</b>	<b>0.0</b>	<b>\$0</b>	<b>0.0</b>
<b>Cash Funds Exempt / Reappropriated Funds</b>	<b>\$85,000</b>	<b>1.5</b>	<b>\$122,234</b>	<b>1.5</b>	<b>\$83,254</b>	<b>1.5</b>	<b>\$83,254</b>	<b>1.5</b>	<b>\$83,254</b>	<b>1.5</b>
<b>Federal Funds</b>	<b>\$0</b>		<b>\$0</b>	<b>0.0</b>	<b>\$0</b>	<b>0.0</b>	<b>\$0</b>	<b>0.0</b>	<b>\$0</b>	<b>0.0</b>

SB10-146 Annualization - Modify Contributions to PERA

Total Funds	N/A	N/A	N/A	N/A	N/A	N/A	N/A	N/A	\$1,746	0.0
General Fund	N/A		N/A		N/A		N/A		\$0	
General Fund Exempt	N/A		N/A		N/A		N/A		\$0	
Cash Funds	N/A		N/A		N/A		N/A		\$0	
Cash Funds Exempt / Reappropriated Funds	N/A		N/A		N/A		N/A		\$1,746	
Federal Funds	N/A		N/A		N/A		N/A		\$0	

Colorado Department of Education  
 FY 2011-12 Budget Cycle  
 Schedule 3 Tab A-9

(4) Colorado School for the Deaf and the Blind; (A) School Operations, Medicaid Reimbursements for Public School Health Services

	FY 2008-09		FY 2009-10		FY 2010-11		FY 2010-11*		FY 2011-12	
	Actuals	FTE	Actuals	FTE	Appropriated	FTE	Estimate	FTE	Request	FTE
<b>Total Spending Authority / Request</b>										
<b>Total Funds</b>	\$85,000	1.5	\$122,234	1.5	\$83,254	1.5	\$83,254	1.5	\$85,000	1.5
<b>General Fund</b>	\$0		\$0	0.0	\$0	0.0	\$0	0.0	\$0	0.0
<b>General Fund Exempt</b>	\$0		\$0	0.0	\$0	0.0	\$0	0.0	\$0	0.0
<b>Cash Funds</b>	\$0		\$0	0.0	\$0	0.0	\$0	0.0	\$0	0.0
<b>Cash Funds Exempt / Reappropriated Funds</b>	\$85,000	1.5	\$122,234	1.5	\$83,254	1.5	\$83,254	1.5	\$85,000	1.5
<b>Federal Funds</b>	\$0		\$0	0.0	\$0	0.0	\$0	0.0	\$0	0.0

Expenditures

Total Funds	\$76,887	1.0	\$105,269	1.1	N/A	N/A	N/A	N/A	N/A	N/A
General Fund	\$0		\$0	0.0	N/A		N/A		N/A	
General Fund Exempt	\$0		\$0	0.0	N/A		N/A		N/A	
Cash Funds	\$0		\$0	0.0	N/A		N/A		N/A	
Cash Funds Exempt / Reappropriated Funds	\$76,887	1.0	\$105,269	1.1	N/A		N/A		N/A	
Federal Funds	\$0		\$0	0.0	N/A		N/A		N/A	

Under/(Over) Expenditures

<b>Total Funds</b>	\$8,113	0.5	\$16,965	0.4	N/A	N/A	N/A	N/A	N/A	N/A
<b>General Fund</b>	\$0		\$0	0.0	N/A		N/A		N/A	
<b>General Fund Exempt</b>	\$0		\$0	0.0	N/A		N/A		N/A	
<b>Cash Funds</b>	\$0		\$0	0.0	N/A		N/A		N/A	
<b>Cash Funds Exempt / Reappropriated Funds</b>	\$8,113	0.5	\$16,965	0.4	N/A		N/A		N/A	
<b>Federal Funds</b>	\$0		\$0	0.0	N/A		N/A		N/A	

\*The cost reconciliation basis for School-Based Medicaid claims has increased to an estimated \$148,473 for FY11 and beyond.

Colorado Department of Education  
 FY 2011-12 Budget Cycle  
 Schedule 3 Tab B-1

(4) Colorado School for the Deaf and the Blind; (B) Special Purpose, Fees & Conferences

	FY 2008-09		FY 2009-10		FY 2010-11		FY 2010-11		FY 2011-12	
	Actuals	FTE	Actuals	FTE	Appropriated	FTE	Estimate	FTE	Request	FTE
HB 08-1375, SB 09-259, HB 10-1376, Prior Year Appropriation (Long Bill)										
Total Funds	\$120,000	0.0	\$120,000	0.0	\$120,000	0.0	\$120,000	0.0	\$120,000	0.0
General Fund	\$0		\$0		\$0		\$0		\$0	
General Fund Exempt	\$0		\$0		\$0		\$0		\$0	
Cash Funds	\$120,000		\$120,000		\$120,000		\$120,000		\$120,000	
Cash Funds Exempt / Reappropriated Funds	\$0		\$0		\$0		\$0		\$0	
Federal Funds	\$0		\$0		\$0		\$0		\$0	
<b>Total Appropriation</b>										
Total Funds	\$120,000	0.0	\$120,000	0.0	\$120,000	0.0	\$120,000	0.0	\$120,000	0.0
General Fund	\$0		\$0		\$0		\$0		\$0	
General Fund Exempt	\$0		\$0		\$0		\$0		\$0	
Cash Funds	\$120,000		\$120,000		\$120,000		\$120,000		\$120,000	
Cash Funds Exempt / Reappropriated Funds	\$0		\$0		\$0		\$0		\$0	
Federal Funds	\$0		\$0		\$0		\$0		\$0	
<b>Total Spending Authority / Request</b>										
Total Funds	\$120,000	0.0	\$120,000	0.0	\$120,000	0.0	\$120,000	0.0	\$120,000	0.0
General Fund	\$0		\$0		\$0		\$0		\$0	
General Fund Exempt	\$0		\$0		\$0		\$0		\$0	
Cash Funds	\$120,000		\$120,000		\$120,000		\$120,000		\$120,000	
Cash Funds Exempt / Reappropriated Funds	\$0		\$0		\$0		\$0		\$0	
Federal Funds	\$0		\$0		\$0		\$0		\$0	

Colorado Department of Education  
 FY 2011-12 Budget Cycle  
 Schedule 3 Tab B-1

(4) Colorado School for the Deaf and the Blind; (B) Special Purpose, Fees & Conferences

	FY 2008-09		FY 2009-10		FY 2010-11		FY 2010-11		FY 2011-12	
	Actuals	FTE	Actuals	FTE	Appropriated	FTE	Estimate	FTE	Request	FTE
<b>Expenditures</b>										
Total Funds	\$77,030	0.0	\$15,555	0.0	N/A	N/A	N/A	N/A	N/A	N/A
General Fund	\$0		\$0		N/A		N/A		N/A	
General Fund Exempt	\$0		\$0		N/A		N/A		N/A	
Cash Funds	\$77,030		\$15,555		N/A		N/A		N/A	
Cash Funds Exempt / Reappropriated Funds	\$0		\$0		N/A		N/A		N/A	
Federal Funds	\$0		\$0		N/A		N/A		N/A	

**Under/(Over) Expenditures**

Total Funds	\$42,970	0.0	\$104,445	0.0	N/A	N/A	N/A	N/A	N/A	N/A
General Fund	\$0		\$0		N/A		N/A		N/A	
General Fund Exempt	\$0		\$0		N/A		N/A		N/A	
Cash Funds	\$42,970		\$104,445		N/A		N/A		N/A	
Cash Funds Exempt / Reappropriated Funds	\$0		\$0		N/A		N/A		N/A	
Federal Funds	\$0		\$0		N/A		N/A		N/A	

Colorado Department of Education  
 FY 2011-12 Budget Cycle  
 Schedule 3 Tab B-2

(4) Colorado School for the Deaf and the Blind; (B) Special Purpose, Outreach Services

	FY 2008-09		FY 2009-10		FY 2010-11		FY 2010-11		FY 2011-12	
	Actuals	FTE	Actuals	FTE	Appropriated	FTE	Estimate	FTE	Request	FTE
HB 08-1375, SB 09-259, HB 10-1376, Prior Year Appropriation (Long Bill)										
Total Funds	\$269,000	2.8	\$1,024,836	5.4	\$1,022,082	5.4	\$1,022,082	5.4	\$1,022,082	5.4
General Fund	\$0		\$0	0.0	\$0	0.0	\$0	0.0	\$0	0.0
General Fund Exempt	\$0		\$0	0.0	\$0	0.0	\$0	0.0	\$0	0.0
Cash Funds	\$0		\$755,836	0.0	\$753,082	0.0	\$753,082	0.0	\$753,082	0.0
Cash Funds Exempt / Reappropriated Funds	\$269,000	2.8	\$269,000	5.4	\$269,000	5.4	\$269,000	5.4	\$269,000	5.4
Federal Funds	\$0		\$0	0.0	\$0	0.0	\$0	0.0	\$0	0.0

Custodial Spending Authority Increase

Total Funds	\$220,310	0.0	N/A	N/A	N/A	N/A	N/A	N/A	N/A	N/A
General Fund	\$0		N/A		N/A		N/A		N/A	
General Fund Exempt	\$0		N/A		N/A		N/A		N/A	
Cash Funds	\$0		N/A		N/A		N/A		N/A	
Cash Funds Exempt / Reappropriated Funds	\$220,310		N/A		N/A		N/A		N/A	
Federal Funds	\$0		N/A		N/A		N/A		N/A	

**Total Appropriation**

<b>Total Funds</b>	<b>\$489,310</b>	<b>2.8</b>	<b>\$1,024,836</b>	<b>5.4</b>	<b>\$1,022,082</b>	<b>5.4</b>	<b>\$1,022,082</b>	<b>5.4</b>	<b>\$1,022,082</b>	<b>5.4</b>
<b>General Fund</b>	<b>\$0</b>		<b>\$0</b>	<b>0.0</b>	<b>\$0</b>	<b>0.0</b>	<b>\$0</b>	<b>0.0</b>	<b>\$0</b>	<b>0.0</b>
<b>General Fund Exempt</b>	<b>\$0</b>		<b>\$0</b>	<b>0.0</b>	<b>\$0</b>	<b>0.0</b>	<b>\$0</b>	<b>0.0</b>	<b>\$0</b>	<b>0.0</b>
<b>Cash Funds</b>	<b>\$0</b>		<b>\$755,836</b>	<b>0.0</b>	<b>\$753,082</b>	<b>0.0</b>	<b>\$753,082</b>	<b>0.0</b>	<b>\$753,082</b>	<b>0.0</b>
<b>Cash Funds Exempt / Reappropriated Funds</b>	<b>\$489,310</b>	<b>2.8</b>	<b>\$269,000</b>	<b>5.4</b>	<b>\$269,000</b>	<b>5.4</b>	<b>\$269,000</b>	<b>5.4</b>	<b>\$269,000</b>	<b>5.4</b>
<b>Federal Funds</b>	<b>\$0</b>		<b>\$0</b>	<b>0.0</b>	<b>\$0</b>	<b>0.0</b>	<b>\$0</b>	<b>0.0</b>	<b>\$0</b>	<b>0.0</b>

SB10-146 Annualization - Modify Contributions to PERA

Total Funds	N/A	N/A	N/A	N/A	N/A	N/A	N/A	N/A	\$2,754	0.0
General Fund	N/A		N/A		N/A		N/A		\$0	
General Fund Exempt	N/A		N/A		N/A		N/A		\$0	
Cash Funds	N/A		N/A		N/A		N/A		\$0	
Cash Funds Exempt / Reappropriated Funds	N/A		N/A		N/A		N/A		\$2,754	
Federal Funds	N/A		N/A		N/A		N/A		\$0	

Colorado Department of Education  
 FY 2011-12 Budget Cycle  
 Schedule 3 Tab B-2

(4) Colorado School for the Deaf and the Blind; (B) Special Purpose, Outreach Services

	FY 2008-09		FY 2009-10		FY 2010-11		FY 2010-11		FY 2011-12	
	Actuals	FTE	Actuals	FTE	Appropriated	FTE	Estimate	FTE	Request	FTE
DI - NP Statewide PERA Adjustment										
Total Funds	N/A	N/A	N/A	N/A	N/A	N/A	N/A	N/A	(\$2,075)	0.0
General Fund	N/A		N/A		N/A		N/A		\$0	
General Fund Exempt	N/A		N/A		N/A		N/A		\$0	
Cash Funds	N/A		N/A		N/A		N/A		\$0	
Cash Funds Exempt / Reappropriated Funds	N/A		N/A		N/A		N/A		(\$2,075)	
Federal Funds	N/A		N/A		N/A		N/A		\$0	

**Total Spending Authority / Request**

Total Funds	\$489,310	2.8	\$1,024,836	5.4	\$1,022,082	5.4	\$1,022,082	5.4	\$1,022,761	5.4
General Fund	\$0		\$0	0.0	\$0	0.0	\$0	0.0	\$0	0.0
General Fund Exempt	\$0		\$0	0.0	\$0	0.0	\$0	0.0	\$0	0.0
Cash Funds	\$0		\$755,836	0.0	\$753,082	0.0	\$753,082	0.0	\$753,082	0.0
Cash Funds Exempt / Reappropriated Funds	\$489,310	2.8	\$269,000	5.4	\$269,000	5.4	\$269,000	5.4	\$269,679	5.4
Federal Funds	\$0		\$0	0.0	\$0	0.0	\$0	0.0	\$0	0.0

**Expenditures**

Total Funds	\$489,308	2.2	\$521,631	2.4	N/A	N/A	N/A	N/A	N/A	N/A
General Fund	\$0		\$0	0.0	N/A		N/A		N/A	
General Fund Exempt	\$0		\$0	0.0	N/A		N/A		N/A	
Cash Funds	\$0		\$403,280	0.0	N/A		N/A		N/A	
Cash Funds Exempt / Reappropriated Funds	\$489,308	2.2	\$118,351	2.4	N/A		N/A		N/A	
Federal Funds	\$0		\$0	0.0	N/A		N/A		N/A	

**Under/(Over) Expenditures**

Total Funds	\$2	0.6	\$503,205	3.0	N/A	N/A	N/A	N/A	N/A	N/A
General Fund	\$0		\$0	0.0	N/A		N/A		N/A	
General Fund Exempt	\$0		\$0	0.0	N/A		N/A		N/A	
Cash Funds	\$0		\$352,556	0.0	N/A		N/A		N/A	
Cash Funds Exempt / Reappropriated Funds	\$2	0.6	\$150,649	3.0	N/A		N/A		N/A	
Federal Funds	\$0		\$0	0.0	N/A		N/A		N/A	



Colorado Department of Education  
 FY 2011-12 Budget Cycle  
 Schedule 3 Tab B-3

(4) Colorado School for the Deaf and the Blind; (B) Special Purpose, Tuition from Out-of-State Students

	FY 2008-09		FY 2009-10		FY 2010-11		FY 2010-11		FY 2011-12	
	Actuals	FTE	Actuals	FTE	Appropriated	FTE	Estimate	FTE	Request	FTE
HB 08-1375, SB 09-259, HB 10-1376, Prior Year Appropriation (Long Bill)										
Total Funds	\$200,000	0.0	\$200,000	0.0	\$200,000	0.0	\$200,000	0.0	\$200,000	0.0
General Fund	\$0		\$0		\$0		\$0		\$0	
General Fund Exempt	\$0		\$0		\$0		\$0		\$0	
Cash Funds	\$200,000		\$200,000		\$200,000		\$200,000		\$200,000	
Cash Funds Exempt / Reappropriated Funds	\$0		\$0		\$0		\$0		\$0	
Federal Funds	\$0		\$0		\$0		\$0		\$0	

Restricted Funds

Total Funds	(\$146,764)	0.0	N/A	N/A	N/A	N/A	N/A	N/A	N/A	N/A
General Fund	\$0		N/A		N/A		N/A		N/A	
General Fund Exempt	\$0		N/A		N/A		N/A		N/A	
Cash Funds	(\$146,764)		N/A		N/A		N/A		N/A	
Cash Funds Exempt / Reappropriated Funds	\$0		N/A		N/A		N/A		N/A	
Federal Funds	\$0		N/A		N/A		N/A		N/A	

**Total Appropriation**

<b>Total Funds</b>	<b>\$53,236</b>	<b>0.0</b>	<b>\$200,000</b>	<b>0.0</b>	<b>\$200,000</b>	<b>0.0</b>	<b>\$200,000</b>	<b>0.0</b>	<b>\$200,000</b>	<b>0.0</b>
<b>General Fund</b>	<b>\$0</b>		<b>\$0</b>		<b>\$0</b>		<b>\$0</b>		<b>\$0</b>	
<b>General Fund Exempt</b>	<b>\$0</b>		<b>\$0</b>		<b>\$0</b>		<b>\$0</b>		<b>\$0</b>	
<b>Cash Funds</b>	<b>\$53,236</b>		<b>\$200,000</b>		<b>\$200,000</b>		<b>\$200,000</b>		<b>\$200,000</b>	
<b>Cash Funds Exempt / Reappropriated Funds</b>	<b>\$0</b>		<b>\$0</b>		<b>\$0</b>		<b>\$0</b>		<b>\$0</b>	
<b>Federal Funds</b>	<b>\$0</b>		<b>\$0</b>		<b>\$0</b>		<b>\$0</b>		<b>\$0</b>	

**Total Spending Authority / Request**

<b>Total Funds</b>	<b>\$53,236</b>	<b>0.0</b>	<b>\$200,000</b>	<b>0.0</b>	<b>\$200,000</b>	<b>0.0</b>	<b>\$200,000</b>	<b>0.0</b>	<b>\$200,000</b>	<b>0.0</b>
<b>General Fund</b>	<b>\$0</b>		<b>\$0</b>		<b>\$0</b>		<b>\$0</b>		<b>\$0</b>	
<b>General Fund Exempt</b>	<b>\$0</b>		<b>\$0</b>		<b>\$0</b>		<b>\$0</b>		<b>\$0</b>	
<b>Cash Funds</b>	<b>\$53,236</b>		<b>\$200,000</b>		<b>\$200,000</b>		<b>\$200,000</b>		<b>\$200,000</b>	
<b>Cash Funds Exempt / Reappropriated Funds</b>	<b>\$0</b>		<b>\$0</b>		<b>\$0</b>		<b>\$0</b>		<b>\$0</b>	
<b>Federal Funds</b>	<b>\$0</b>		<b>\$0</b>		<b>\$0</b>		<b>\$0</b>		<b>\$0</b>	

Colorado Department of Education  
 FY 2011-12 Budget Cycle  
 Schedule 3 Tab B-3

(4) Colorado School for the Deaf and the Blind; (B) Special Purpose, Tuition from Out-of-State Students

	FY 2008-09		FY 2009-10		FY 2010-11		FY 2010-11		FY 2011-12	
	Actuals	FTE	Actuals	FTE	Appropriated	FTE	Estimate	FTE	Request	FTE
<b>Expenditures</b>										
Total Funds	\$53,236	0.0	\$55,185	0.0	N/A	N/A	N/A	N/A	N/A	N/A
General Fund	\$0		\$0		N/A		N/A		N/A	
General Fund Exempt	\$0		\$0		N/A		N/A		N/A	
Cash Funds	\$53,236		\$55,185		N/A		N/A		N/A	
Cash Funds Exempt / Reappropriated Funds	\$0		\$0		N/A		N/A		N/A	
Federal Funds	\$0		\$0		N/A		N/A		N/A	
<b>Under/(Over) Expenditures</b>										
Total Funds	\$0	0.0	\$144,815	0.0	N/A	N/A	N/A	N/A	N/A	N/A
General Fund	\$0		\$0		N/A		N/A		N/A	
General Fund Exempt	\$0		\$0		N/A		N/A		N/A	
Cash Funds	\$0		\$144,815		N/A		N/A		N/A	
Cash Funds Exempt / Reappropriated Funds	\$0		\$0		N/A		N/A		N/A	
Federal Funds	\$0		N/A		N/A		N/A		N/A	

Colorado Department of Education  
 FY 2011-12 Budget Cycle  
 Schedule 3 Tab B-4

(4) Colorado School for the Deaf and the Blind; (B) Special Purpose, Summer Olympics Housing

	FY 2008-09		FY 2009-10		FY 2010-11		FY 2010-11		FY 2011-12	
	Actuals	FTE	Actuals	FTE	Appropriated	FTE	Estimate	FTE	Request	FTE
HB 08-1375, SB 09-259, HB 10-1376, Prior Year Appropriation (Long Bill)										
Total Funds	\$10,000	0.0	\$10,000	0.0	\$10,000	0.0	\$10,000	0.0	\$10,000	0.0
General Fund	\$0		\$0		\$0		\$0		\$0	
General Fund Exempt	\$0		\$0		\$0		\$0		\$0	
Cash Funds	\$10,000		\$10,000		\$10,000		\$10,000		\$10,000	
Cash Funds Exempt / Reappropriated Funds	\$0		\$0		\$0		\$0		\$0	
Federal Funds	\$0		\$0		\$0		\$0		\$0	

**Total Appropriation**

Total Funds	\$10,000	0.0	\$10,000	0.0	\$10,000	0.0	\$10,000	0.0	\$10,000	0.0
General Fund	\$0		\$0		\$0		\$0		\$0	
General Fund Exempt	\$0		\$0		\$0		\$0		\$0	
Cash Funds	\$10,000		\$10,000		\$10,000		\$10,000		\$10,000	
Cash Funds Exempt / Reappropriated Funds	\$0		\$0		\$0		\$0		\$0	
Federal Funds	\$0		\$0		\$0		\$0		\$0	

**Total Spending Authority / Request**

Total Funds	\$10,000	0.0	\$10,000	0.0	\$10,000	0.0	\$10,000	0.0	\$10,000	0.0
General Fund	\$0		\$0		\$0		\$0		\$0	
General Fund Exempt	\$0		\$0		\$0		\$0		\$0	
Cash Funds	\$10,000		\$10,000		\$10,000		\$10,000		\$10,000	
Cash Funds Exempt / Reappropriated Funds	\$0		\$0		\$0		\$0		\$0	
Federal Funds	\$0		\$0		\$0		\$0		\$0	

Colorado Department of Education  
 FY 2011-12 Budget Cycle  
 Schedule 3 Tab B-4

(4) Colorado School for the Deaf and the Blind; (B) Special Purpose, Summer Olympics Housing

	FY 2008-09		FY 2009-10		FY 2010-11		FY 2010-11		FY 2011-12	
	Actuals	FTE	Actuals	FTE	Appropriated	FTE	Estimate	FTE	Request	FTE
<b>Expenditures</b>										
Total Funds	\$840	0.0	\$0	0.0	N/A	N/A	N/A	N/A	N/A	N/A
General Fund	\$0		\$0		N/A		N/A		N/A	
General Fund Exempt	\$0		\$0		N/A		N/A		N/A	
Cash Funds	\$840		\$0		N/A		N/A		N/A	
Cash Funds Exempt / Reappropriated Funds	\$0		\$0		N/A		N/A		N/A	
Federal Funds	\$0		\$0		N/A		N/A		N/A	
<b>Under/(Over) Expenditures</b>										
Total Funds	\$9,160	0.0	\$10,000	0.0	N/A	N/A	N/A	N/A	N/A	N/A
General Fund	\$0		\$0		N/A		N/A		N/A	
General Fund Exempt	\$0		\$0		N/A		N/A		N/A	
Cash Funds	\$9,160		\$10,000		N/A		N/A		N/A	
Cash Funds Exempt / Reappropriated Funds	\$0		\$0		N/A		N/A		N/A	
Federal Funds	\$0		\$0		N/A		N/A		N/A	

Colorado Department of Education  
 FY 2011-12 Budget Cycle  
 Schedule 3 Tab B-5

(4) Colorado School for the Deaf and the Blind; (B) Special Purpose, Grants

	FY 2008-09		FY 2009-10		FY 2010-11		FY 2010-11		FY 2011-12	
	Actuals	FTE	Actuals	FTE	Appropriated	FTE	Estimate	FTE	Request	FTE
HB 08-1375, SB 09-259, HB 10-1376, Prior Year Appropriation (Long Bill)										
Total Funds	\$1,403,608	9.0	\$1,403,608	9.0	\$1,397,079	9.0	\$1,397,079	9.0	\$1,397,079	9.0
General Fund	\$0		\$0	0.0	\$0	0.0	\$0	0.0	\$0	0.0
General Fund Exempt	\$0		\$0	0.0	\$0	0.0	\$0	0.0	\$0	0.0
Cash Funds	\$0		\$0	0.0	\$0	0.0	\$0	0.0	\$0	0.0
Cash Funds Exempt / Reappropriated Funds	\$1,403,608	9.0	\$1,403,608	9.0	\$1,397,079	9.0	\$1,397,079	9.0	\$1,397,079	9.0
Federal Funds	\$0		\$0	0.0	\$0	0.0	\$0	0.0	\$0	0.0

Grants Not Awarded

Total Funds	(\$432,614)	0.0	(\$543,322)	0.0	N/A	N/A	N/A	N/A	N/A	N/A
General Fund	\$0		\$0		N/A		N/A		N/A	
General Fund Exempt	\$0		\$0		N/A		N/A		N/A	
Cash Funds	\$0		\$0		N/A		N/A		N/A	
Cash Funds Exempt / Reappropriated Funds	(\$432,614)		(\$543,322)		N/A		N/A		N/A	
Federal Funds	\$0		\$0		N/A		N/A		N/A	

SB 10-065 (Supplemental)

Total Funds	\$0	0.0	(\$5,380)	0.0	\$0	0.0	N/A	N/A	N/A	N/A
General Fund	\$0		\$0		\$0		N/A		N/A	
General Fund Exempt	\$0		\$0		\$0		N/A		N/A	
Cash Funds	\$0		\$0		\$0		N/A		N/A	
Cash Funds Exempt / Reappropriated Funds	\$0		(\$5,380)		\$0		N/A		N/A	
Federal Funds	\$0		\$0		\$0		N/A		N/A	

**Total Appropriation**

<b>Total Funds</b>	<b>\$970,994</b>	<b>9.0</b>	<b>\$854,906</b>	<b>9.0</b>	<b>\$1,397,079</b>	<b>9.0</b>	<b>\$1,397,079</b>	<b>9.0</b>	<b>\$1,397,079</b>	<b>9.0</b>
<b>General Fund</b>	<b>\$0</b>		<b>\$0</b>	<b>0.0</b>	<b>\$0</b>	<b>0.0</b>	<b>\$0</b>	<b>0.0</b>	<b>\$0</b>	<b>0.0</b>
<b>General Fund Exempt</b>	<b>\$0</b>		<b>\$0</b>	<b>0.0</b>	<b>\$0</b>	<b>0.0</b>	<b>\$0</b>	<b>0.0</b>	<b>\$0</b>	<b>0.0</b>
<b>Cash Funds</b>	<b>\$0</b>		<b>\$0</b>	<b>0.0</b>	<b>\$0</b>	<b>0.0</b>	<b>\$0</b>	<b>0.0</b>	<b>\$0</b>	<b>0.0</b>
<b>Cash Funds Exempt / Reappropriated Funds</b>	<b>\$970,994</b>	<b>9.0</b>	<b>\$854,906</b>	<b>9.0</b>	<b>\$1,397,079</b>	<b>9.0</b>	<b>\$1,397,079</b>	<b>9.0</b>	<b>\$1,397,079</b>	<b>9.0</b>
<b>Federal Funds</b>	<b>\$0</b>		<b>\$0</b>	<b>0.0</b>	<b>\$0</b>	<b>0.0</b>	<b>\$0</b>	<b>0.0</b>	<b>\$0</b>	<b>0.0</b>

Colorado Department of Education  
 FY 2011-12 Budget Cycle  
 Schedule 3 Tab B-5

(4) Colorado School for the Deaf and the Blind; (B) Special Purpose, Grants

	FY 2008-09		FY 2009-10		FY 2010-11		FY 2010-11		FY 2011-12	
	Actuals	FTE	Actuals	FTE	Appropriated	FTE	Estimate	FTE	Request	FTE
SB10-146 Annualization - Modify Contributions to PERA										
Total Funds	N/A	N/A	N/A	N/A	N/A	N/A	N/A	N/A	\$6,529	0.0
General Fund	N/A		N/A		N/A		N/A		\$0	
General Fund Exempt	N/A		N/A		N/A		N/A		\$0	
Cash Funds	N/A		N/A		N/A		N/A		\$0	
Cash Funds Exempt / Reappropriated Funds	N/A		N/A		N/A		N/A		\$6,529	
Federal Funds	N/A		N/A		N/A		N/A		\$0	

DI - NP Statewide PERA Adjustment

Total Funds	N/A	N/A	N/A	N/A	N/A	N/A	N/A	N/A	(\$3,953)	0.0
General Fund	N/A		N/A		N/A		N/A		\$0	
General Fund Exempt	N/A		N/A		N/A		N/A		\$0	
Cash Funds	N/A		N/A		N/A		N/A		\$0	
Cash Funds Exempt / Reappropriated Funds	N/A		N/A		N/A		N/A		(\$3,953)	
Federal Funds	N/A		N/A		N/A		N/A		\$0	

**Total Spending Authority / Request**

<b>Total Funds</b>	<b>\$970,994</b>	<b>9.0</b>	<b>\$854,906</b>	<b>9.0</b>	<b>\$1,397,079</b>	<b>9.0</b>	<b>\$1,397,079</b>	<b>9.0</b>	<b>\$1,399,655</b>	<b>9.0</b>
<b>General Fund</b>	<b>\$0</b>		<b>\$0</b>	<b>0.0</b>	<b>\$0</b>	<b>0.0</b>	<b>\$0</b>	<b>0.0</b>	<b>\$0</b>	<b>0.0</b>
<b>General Fund Exempt</b>	<b>\$0</b>		<b>\$0</b>	<b>0.0</b>	<b>\$0</b>	<b>0.0</b>	<b>\$0</b>	<b>0.0</b>	<b>\$0</b>	<b>0.0</b>
<b>Cash Funds</b>	<b>\$0</b>		<b>\$0</b>	<b>0.0</b>	<b>\$0</b>	<b>0.0</b>	<b>\$0</b>	<b>0.0</b>	<b>\$0</b>	<b>0.0</b>
<b>Cash Funds Exempt / Reappropriated Funds</b>	<b>\$970,994</b>	<b>9.0</b>	<b>\$854,906</b>	<b>9.0</b>	<b>\$1,397,079</b>	<b>9.0</b>	<b>\$1,397,079</b>	<b>9.0</b>	<b>\$1,399,655</b>	<b>9.0</b>
<b>Federal Funds</b>	<b>\$0</b>		<b>\$0</b>	<b>0.0</b>	<b>\$0</b>	<b>0.0</b>	<b>\$0</b>	<b>0.0</b>	<b>\$0</b>	<b>0.0</b>

Colorado Department of Education  
 FY 2011-12 Budget Cycle  
 Schedule 3 Tab B-5

(4) Colorado School for the Deaf and the Blind; (B) Special Purpose, Grants

	FY 2008-09		FY 2009-10		FY 2010-11		FY 2010-11		FY 2011-12	
	Actuals	FTE	Actuals	FTE	Appropriated	FTE	Estimate	FTE	Request	FTE
<b>Expenditures</b>										
Total Funds	\$900,505	6.4	\$752,201	5.2	N/A	N/A	N/A	N/A	N/A	N/A
General Fund	\$0		\$0	0.0	N/A		N/A		N/A	
General Fund Exempt	\$0		\$0	0.0	N/A		N/A		N/A	
Cash Funds	\$0		\$0	0.0	N/A		N/A		N/A	
Cash Funds Exempt / Reappropriated Funds	\$900,505	6.4	\$752,201	5.2	N/A		N/A		N/A	
Federal Funds	\$0		\$0	0.0	N/A		N/A		N/A	
<b>Under/(Over) Expenditures</b>										
Total Funds	\$70,489	2.6	\$102,705	3.8	N/A	N/A	N/A	N/A	N/A	N/A
General Fund	\$0		\$0	0.0	N/A		N/A		N/A	
General Fund Exempt	\$0		\$0	0.0	N/A		N/A		N/A	
Cash Funds	\$0		\$0	0.0	N/A		N/A		N/A	
Cash Funds Exempt / Reappropriated Funds	\$70,489	2.6	\$102,705	3.8	N/A		N/A		N/A	
Federal Funds	\$0		\$0	0.0	N/A		N/A		N/A	

**Schedule 5  
Line Items to Statute**

<b>Department:</b> Education			
<b>Fiscal Year:</b> 2011 - 12			
<b>Long Bill Line Item Group</b>	<b>Long Bill Line Item</b>	<b>Brief Long Bill Line Item Description</b>	<b>Specific State Statutory Citation (if applicable)</b>
(1) MANAGEMENT AND ADMINISTRATION			
(A) Administration and Centrally-Appropriated Line Items	State Board of Education	Consolidates funding and the State Board of Education functions.	22-2-107 C.R.S. (State board - powers)
	General Department and Program Administration	Consolidated line item providing funding for a segment of the Department's staff and associated operating expenses. Also includes funding for the centrally-appropriated item: capital outlay; (with the exception of those services related to teacher licensure).	Article IX of the Constitution of the State of Colorado; 22-2-105 through 109 and Title 22 C.R.S.
			22-11-101 C.R.S. (Regional Service Teams)
			22-7-409 C.R.S. (Assessment)
			24-90-105 C.R.S. (Library Administration)
			22-2-1129(c); 22-64(116 to 119); 23-6-104; 22-54-112, 22-54-117 C.R.S. (Management Services)
			22-20-101 C.R.S.; H.B. 99-1090 (Colorado's Exceptional Children's Education Act )
			22-26-101 C.R.S. (Special Education Services - Gifted & Talented)
			22-51-101, C.R.S. thru 22-51-111, C.R.S. (Public School Transportation)
			24-24-104 C.R.S. (English Language Acquisition)
			22-33-205 C.R.S. (Expelled and At-Risk Student Services Grant Program)
			22-37-101 C.R.S. (Grant Program for In-school or In-home Suspension Programs)
			22-2-106(1)(a), 22-2-107(1)(c), 22-2-112(2) and 22-33-104.7 C.R.S. (Adult Basic Education/GED)



**Schedule 5  
Line Items to Statute**

<b>Department:</b>	Education		
<b>Fiscal Year:</b>	2011 - 12		
<b>Long Bill Line Item Group</b>	<b>Long Bill Line Item</b>	<b>Brief Long Bill Line Item Description</b>	<b>Specific State Statutory Citation (if applicable)</b>
	Office of Professional Services	Consolidated line item providing funding for administration of the Teacher Certification Act and the Educator Licensure Act. Includes funding for personal services, operating expenses, capital outlay, indirect costs, CBI services/ fingerprinting, legal services, and administrative law judge services.	Educator Licensing Act: 22-60.5-101, C.R.S. 22-2-109, C.R.S. (State Board Duties). Certificated Personnel Evaluations: 22-9-101, C.R.S..
	Teaching and Learning Conditions Survey	Spending authority for the Department to administer a biennial survey to all preschool, elementary and secondary teachers in public schools of the state. The survey is designed to assess teaching and learning conditions and there correlation with student achievement and teacher retention.	22-2-503 C.R.S.. Teaching and learning conditions survey
	Division of On-line Learning	(a) To support on-line programs, students, parents, authorizers, and other entities related to on-line learning by providing information and access to available data; and	22-30.7 C.R.S. On-line Education Programs
		(b) To facilitate the certification of multi-district programs in accordance with rules promulgated by the state board pursuant to section 22-30.7-106	
	Health, Life and Dental		
	Short-term Disability		
	S.B. 04-257 Amortization Equalization Disbursement		
	S.B. 06-235 Supplemental Amortization Equalization Disbursement		
	Salary Survey and Senior Executive Service		
	Performance-based Pay Awards		
	Workers' Compensation		
	Legal Services for 7,602 hours	Provides funding for the Department to purchase legal services from the Department of Law. This is for legal services related to General Department and Administration and Office of Professional Services.	
	Administrative Law Judges	Services used by the department for areas such as legal guidance, interpretation of laws and mediation (Office of Professional Services / Special Education Children with Disabilities).	
	Payment to Risk Management and Property Funds	Provides funding for the Department's share of statewide costs for two programs operated by DPA: 1-liability program, and 2-property program. Used to pay liability claims and expenses brought against the State.	
	Leased Space	Provides funding for leased space associated with FTE required for expanding the number of preschool slots and for providing technical assistance for full-day kindergarten programs.	

**Schedule 5  
Line Items to Statute**

<b>Department:</b>	Education		
<b>Fiscal Year:</b>	2011 - 12		
<b>Long Bill Line Item Group</b>	<b>Long Bill Line Item</b>	<b>Brief Long Bill Line Item Description</b>	<b>Specific State Statutory Citation (if applicable)</b>
	Capitol Complex Leased Space	Funding for lease payments for space at 201 E. Colfax and 1525 Sherman (Denver).	
	Reprinting and Distributing Laws Concerning Education	The Department is required to reprint and distribute laws enacted by the general assembly concerning education.	22-2-112 (1)(i), C.R.S.
	Emeritus Retirement	Supplemental retirement payment to certain public school teachers and higher education faculty who retired prior to full benefit of PERA being available to them.	22-64-116, C.R.S. and 23-6-104, C.R.S.
	Feasibility Study Concerning Creation and Operation of State Residential Schools	Provides funding for a study of the feasibility of operating one or more state schools to serve students who are in need of greater academic support and who may be at risk of academic failure.	22-2-137, C.R.S.
(B) Information Technology	Information Technology Services	Consolidates funding and staff related to information technology support functions.	22-2-302, C.R.S.
	School Accountability Reports and State Data Reporting System	Funding for the Department to evaluate the academic performance and safety environment of every public school in the state. Funding is to develop and implement a comprehensive data collection and reporting system to rate each public school.	22-7-603, C.R.S.
	Purchase of Services from Computer Center	Provides funding for the Department's share of statewide computer services provided by the Department of Personnel and Administration, Division of Information Technology.	
	Multiuse Network Payments	Provides funding for the Department's share of the statewide multi-use network.	
	Information Technology Asset Maintenance	Funding for the purchase of equipment related to the implementation of an asset management plan to achieve and maintain a standard information technology environment Department-wide.	
	Disaster Recovery	Funding for equipment lease payments, phone lines, and for the purchase of services from the general government computer center related to implementation of a disaster recovery plan.	
(C) Assessments and Data Analyses	Colorado Student Assessment Program	Appropriated funds for the payment of student assessment testing.	22-7-409, C.R.S.
	Federal Grant for State Assessments and Related Activities	Funding is provided to cover the costs of developing additional statewide assessments and standards as required by the federal legislation. It may also be used for other activities related to ensuring that schools and local educational agencies are held accountable for results.	
	Longitudinal Analyses of Student Assessment Results	Program developed to uniquely identify each and every student in Colorado in order to measure a student's progress and mobility over time.	22-7-603.5, C.R.S.
	Preschool to Postsecondary Education Alignment	Program developed to make legislative findings concerning the importance of aligning education standards and assessments from preschool through postsecondary and workforce readiness.	22-7-1001, C.R.S.
		Directs the state board of education to adopt a description of school readiness and standards for preschool through elementary and secondary education.	22-7-1004, C.R.S.
		Directs the state board to adopt assessments that are aligned with the school readiness description.	22-7-1005, C.R.S.

**Schedule 5  
Line Items to Statute**

<b>Department:</b> Education			
<b>Fiscal Year:</b> 2011 - 12			
<b>Long Bill Line Item Group</b>	<b>Long Bill Line Item</b>	<b>Brief Long Bill Line Item Description</b>	<b>Specific State Statutory Citation (if applicable)</b>
	Postsecondary and Workforce Readiness Assessments Pilot Program	Provides funding to implement a pilot program to collect data concerning postsecondary and workforce planning, preparation, and readiness assessments.	22-7-1006, C.R.S.
(D)State Charter School Institute	State Charter School Institute Administration, Oversight and Management	Administration for an independent agency within the department that is allowed to authorize institute charter schools within a school district if the district has not retained exclusive authority to authorize charter schools.	22-30.5-501 et seq., 22-30.5-513 (4)(a), 22-30.5-513(2)(b) C.R.S.
	Direct Administration and Support Services provided by the Department to the State Charter School Institute	Allows the department spending authority from funding provided by the SCSI Administration, Oversight and Management line item. The funds are utilized for administrative support services provided by the department to SCSI (budget, payroll, accounting, purchasing, human resources, IMS, etc).	22-30.5-501 et seq., 22-30.5-513 (4)(a), 22-30.5-513(2)(b) C.R.S.
	Other Transfers to Institute Charter Schools	Provides spending authority to the Institute to forward categorical funding to schools under its authority.	22-30.5-513 (9)(a), C.R.S.
	Transfers of Federal Moneys to Institute Charter Schools	This new line item reflects the total federal dollars received by the SCSI for pass-through to its Institute Charter Schools. The line also reflects the total FTE supported with these federal moneys.	22-30.5-501 et seq., 22-30.5-513 (4)(a), 22-30.5-513(2)(b) C.R.S.
	Department Implementation of Section 22-30.5-501 et seq., C.R.S.	Institute Charter Schools. The line also reflects the total FTE supported with these federal moneys.	22-30.5-501, C.R.S.

**Schedule 5  
Line Items to Statute**

<b>Department:</b> Education			
<b>Fiscal Year:</b> 2011 - 12			
<b>Long Bill Line Item Group</b>	<b>Long Bill Line Item</b>	<b>Brief Long Bill Line Item Description</b>	<b>Specific State Statutory Citation (if applicable)</b>
(2) ASSISTANCE TO PUBLIC SCHOOLS			
(A) Public School Finance	Administration	Supports staff responsible for administration of the School Finance Act and the Colorado Preschool and Kindergarten Program, as well as auditing school districts to ensure compliance with the federal school lunch programs, public school transportation, and English language proficiency programs.	22-2-112, C.R.S. and 22-2-113 C.R.S.
	Declining Enrollment Study	Supplies funding for a statute that directs the department to contract with a private person or entity to conduct a study to evaluate how declining pupil enrollment in districts statewide impacts the students that remain in the districts with declining enrollment and to recommend possible remedies to any negative impacts that declining enrollment may have on students.	22-54-132, C.R.S.
	State Share of Districts' Total Program Funding	Provides moneys to school districts to help defray the cost of operating the states public schools in Colorado.	22-54-101 et. Seq., CCR 301-39 (Rules for Administration of Public School Finance Act of 1994)
	State Share Correction for Local Share Overpayments in Prior Fiscal Years	Provides spending authority to reimburse moneys to school districts for prior year overpayments.	1331 Supplemental, FY 2009-10
	Appropriation to State Education Fund	Provides moneys from the General Fund to support the State Education Fund.	
	Military Dependent Supplemental Pupil Enrollment	Provides funding to school districts for students who are military dependents and who were enrolled in a school district on February 1 within the applicable budget year and who were not enrolled in the district or in any other school district in the state on October 1 of the budget year.	22-54-128, C.R.S.
	Additional State Aid Related to Locally Negotiated Business Incentive Agreements	State law authorized intergovernmental agreements where business incentives are given for economic development purposes. A school district that negotiates an Agreement is eligible for additional state aid equal to the property tax revenues which were foregone as art of the Agreement.	24-46.5-103, C.R.S.
	Hold-harmless Full-day Kindergarten Funding	Provides funding to districts for students enrolled in full-day kindergarten	22-54-130, C.R.S.
	District Per Pupil Reimbursement for Juveniles Held in Jail Pursuant to Section 22-32-141 (4) (d), C.R.S.	Provides funding to school districts for educational services provided to juveniles held in a jail or facility at an amount equal to the approved daily rate. This line item is for juveniles who were not included in a district's pupil enrollment. See also, a similar line item in section: (2) Assistance to Public Schools, (C) Grant Programs, Distributions and Other Assistance, (VI) Facility Schools.	22-32-141 (4) (d), C.R.S.

**Schedule 5  
Line Items to Statute**

<b>Department:</b> Education			
<b>Fiscal Year:</b> 2011 - 12			
<b>Long Bill Line Item Group</b>	<b>Long Bill Line Item</b>	<b>Brief Long Bill Line Item Description</b>	<b>Specific State Statutory Citation (if applicable)</b>
(B) Categorical Programs (I) District Programs Required by Statute	Special Education Programs for Children with Disabilities	Provides formula and grant moneys to school districts in the support of children with disabilities. Provides moneys for the implementation and supervision of the Individuals with Disabilities Education Act.	Part B of Public Law 1015-17, Individuals with Disabilities Act, including section 619 (Preschool) 22-20-101, C.R.S.
	English Language Proficiency Program	State funds made available to the school districts to assist limited English learners.	Section 22-24-106, C.R.S. (English Language Proficiency Act)
(B) Categorical Programs (II) Other Categorical Programs	Public School Transportation	Provides moneys to school districts to help defray student transportation expenses incurred. Money provided for operating expenses such as driver salaries, fuel, and repairs.	22-51-101 C.R.S. through 22-51-111, C.R.S.
	Transfer to the Department of Higher Education for Distribution of State Assistance for Career and Technical Education	For the purposes of consolidating General Fund appropriations for categorical programs this general fund appropriation for vocational education, traditionally made to the Department of Higher Education, was moved to the Department of Education	
	Special Education Programs for Gifted and Talented Children	Provides grant money to school districts to assist them in developing and implementing unique plans to address the needs of gifted students.	22-26-101, C.R.S.
	Expelled and At-Risk Student Services Grant Program	Grant money to school districts to provide services to children and youth that have been expelled or are at risk of being expelled from school.	22-33-205, C.R.S.
	Small Attendance Center Aid	Grant funding to school districts which operate local school enrolling fewer than 200 pupils and located at least 20 miles from any similar school.	22-54-122, C.R.S.
	Comprehensive Health Education	Encourages every school district and BOCES to promote healthy lifestyles and prevent risk behavior through a planned, sequential program of health education. Competitive grants are awarded on a three year cycle.	22-25-101, C.R.S.
(C) Grant Programs, Distributions, and Other Assistance (I) Health and Nutrition	Federal Nutrition Programs	Consolidates funding and staff related to Federal Nutrition Programs functions.	
	State Match for School Lunch Program	This is the State MOE for a federal program that allows certain entities to receive cash subsidies and donated commodities from the USDA for each meal they serve.	22-54-123, C.R.S.
	Child Nutrition School Lunch Protection Program	Provide funding to create the child nutrition school lunch protection program to eliminate the reduced price paid by children for reduced-cost lunches in kindergarten through second grade.	22-82.9, C.R.S.
	School Breakfast Program	Assists school districts and Institute charter schools that are providing a school breakfast program through participation in the federal School Breakfast Program.	22-54-123.5, C.R.S.

**Schedule 5  
Line Items to Statute**

<b>Department:</b>	Education		
<b>Fiscal Year:</b>	2011 - 12		
<b>Long Bill Line Item Group</b>	<b>Long Bill Line Item</b>	<b>Brief Long Bill Line Item Description</b>	<b>Specific State Statutory Citation (if applicable)</b>
	Start Smart Nutrition Program Fund	Cash fund monies to support the Smart Start Nutrition Program.	22-82.7-105 C.R.S.
	Start Smart Nutrition Program	Supports the objectives of: increasing the number of students who consume a nutritious breakfast each day; decreasing statewide health care costs by improving the health of school-age children; and lessening students' risk of obesity by providing nutritious breakfast options. Eliminates the reduced price paid by children who are eligible for reduced price breakfasts under the federal "National School Lunch Act".	22-82.7-101 C.R.S. through 22-82.7-107, C.R.S.
	S.B. 97-101 Public School Health Services	Department provides technical assistance to school districts/BOCES in completing their local service plans which allows reimbursement to Medicaid providers.	26-4-531, C.R.S.
(C) Grant Programs, Distributions, and Other Assistance (II) Capital Construction	School Capital Construction Expenditures Reserve Fund	Payments for capital expenditures of school districts.	22-54-117 C.R.S.,
	School Construction and Renovation Fund	Provides matching grants to school districts for capital construction projects that have been prioritized based on statutory criteria.	22-43.7 C.R.S.
	Division of Public School Capital Construction Assistance	Provides funding for the division of public school capital construction assistance. The function of the division is to provide professional and technical support to the board of education so that financial assistance can be provided for public schools in an equitable, efficient, and effective manner.	22-43.7-105, C.R.S.
	Public School Capital Construction Assistance Board - Lease Payments	Provides funds for public school capital construction assistance board lease payments.	22-43.7-110, C.R.S.
	Financial Assistance Priority Assessment	Provides funding for the board of education to conduct, or contract for, a financial assistance priority assessment of public school facilities throughout the state. The assessment of each public school facility capital construction project is to be based on the condition of the facility, air and water quality in the facility, facility space requirements, the ability to accommodate educational technology, facility site requirements, and facility demographics.	22-43.7-108, C.R.S.
	Full-day Kindergarten Facility Capital Construction Fund	Provides funding for grants or matching grants to any school district or institute charter school that is undertaking a capital construction project to renovate a facility, rent a facility, or provide a temporary auxiliary facility that will be used in conjunction with providing a full-day kindergarten program.	22-43.7-201, C.R.S.

**Schedule 5  
Line Items to Statute**

<b>Department:</b>	Education		
<b>Fiscal Year:</b>	2011 - 12		
<b>Long Bill Line Item Group</b>	<b>Long Bill Line Item</b>	<b>Brief Long Bill Line Item Description</b>	<b>Specific State Statutory Citation (if applicable)</b>
	Charter School Capital Construction	Provides funding for charter schools with capital construction costs. All charter schools are eligible to receive funding except any charter that operates within a state facility (unless the charter school is obligated to make lease payments for use of the facility) or a charter school without capital construction needs. Moneys appropriated are allocated among charter schools on a per	22-54-124, C.R.S.
	State Charter School Institute Capital Construction Assistance	Supplies funding to the Institute charter school capital construction assistance fund. This fund consists of one percent of the per pupil funding calculated for each institute charter school and assists charter schools in meeting capital construction needs.	22-30.5-513, C.R.S.
(C) Grant Programs, Distributions, and Other Assistance (III) Reading and Literacy	Federal Title I Reading First Grant	Established through the No Child Left Behind Act, passed by Congress in December 2001 [Title I-B, Subpart 1]. States are eligible to receive federal funds annually to help school districts identify and adopt "scientifically based" reading programs for children in kindergarten through third grade.	
	Read-to-Achieve Grant Program	Program provides grants to schools to fund intensive reading programs for second and third-grade pupils whose literacy and reading comprehension skills are below grade level.	22-7-506, C.R.S.
	Family Literacy Education Fund	The program was established so that school districts, community colleges, libraries, and other organizations may receive funding to provide family literacy education , adult literacy education, and English language literacy education services.	22-2-124 (8) (b), C.R.S.
	Family Literacy Education Grant Program	Provides cash funds exempt spending authority for the Department to spend moneys in the Family Literacy Education Fund from sources other than gifts, grants, and donations.	22-2-124, C.R.S.
(C) Grant Programs, Distributions, and Other Assistance (IV) Professional Development and Instructional Support	Closing the Achievement Gap	Provides information, personnel, program support and technical support assistance to eligible schools having a significant achievement gap related to race and income.	22-7-611, C.R.S. through 22-7-613, C.R.S.
	Content Specialists	Provides leadership, guidance, and support for schools and school districts to positively impact student achievement. in the specific content areas of mathematics, science, social studies, arts, and achievement gaps.	22-5-101, et seq., C.R.S.; 22-5-114, C.R.S.; 22-5-115, C.R.S. and 22-7-611, C.R.S.; 22-7-613, C.R.S.
	Office of Dropout Prevention and Student Re-engagement	Provides funding for the office of dropout prevention and student re-engagement to collaborate with education providers to reduce the student dropout rate and increase the student graduation and completion rates.	22-14 C.R.S.
	School Leadership Academy Program	Provides funding for the school leadership academy program to provide comprehensive leadership and professional training to qualified persons for leadership positions in public schools.	22-13, C.R.S.

**Schedule 5  
Line Items to Statute**

<b>Department:</b> Education			
<b>Fiscal Year:</b> 2011 - 12			
<b>Long Bill Line Item Group</b>	<b>Long Bill Line Item</b>	<b>Brief Long Bill Line Item Description</b>	<b>Specific State Statutory Citation (if applicable)</b>
	Teacher Quality Recruitment Retention	Provides funding for the biennial teaching and learning conditions survey. Also provides funding for annual stipends to certain teachers holding a certification from the National Board of Professional Teaching Standards	22-2-503 C.R.S. and 22-2-504 C.R.S
	National Credential Fee Assistance	Requires the Department to assist individuals seeking a national credential by paying a portion of the fees charged for such credential. The amount of fee assistance is to be equal to the amount of the national credential fee received by the applying teacher through a federal assistance program.	22-60.5-112.5, C.R.S.
	Science and Technology Education Fund	Cash fund monies to support the Science and Technology Center Grant Program.	22-81-206, C.R.S.
	Science and Technology Center Grant Program	Provides development and operating monies in the form of matching funds for existing or proposed nonprofit science and technology education centers.	22-81-203, C.R.S. and 22-81-204, C.R.S.
	Boards of Cooperative Services	Certain BOCES' are eligible to receive a basic state grant of at least \$10,000 annually to fund professional educator development in standards-based education.	22-5-101, et seq., C.R.S.; 22-5-114, C.R.S.; 22-5-115, C.R.S.
	Civic Education	In an effort to increase the teaching of civic education this line item allows funding for the department to assist school districts in developing and promoting civic education programs	22-1-104(6), C.R.S.
	Financial Literacy	Provides funding to create, maintain and make available to the school districts a resource bank of materials pertaining to financial literacy. Upon district requests, also allows for the costs of technical assistance related to curriculum design.	22-2-127, C.R.S.
	Colorado History Day	Assists school districts in developing and promoting programs over discovery and interpretation of historical topics	22-1-104, C.R.S.
(C) Grant Programs, Distributions, and Other Assistance (V) Summer and After-school Programs	Facility Summer School Grant Program	Provides grants to facility schools that operate summer school programs for children residing in the facilities. The program is designed to assist facility schools in providing intensive educational research-based services for children who are performing below grade level in the areas of reading, writing, or mathematics.	22-86-101 et seq., C.R.S.
	Summer School Grant Program	This program provides grants for districts to operate summer school programs for students entering the 4th through 8th grades who received an unsatisfactory score on the reading, writing, or math portion of the Colorado student assessment program in the preceding academic year.	22-7-801, C.R.S.
	STEM After-school Education Pilot Program	This line item provides funding from the State Education Fund for transfer to the Office on the Governor for the STEM after-school education pilot program, pursuant to Section 22-32.5, C.R.S. This funding is designed to award grants to facilitate the coordination of science, technology, engineering and mathematics (STEM) after-school programs and increase the number of Colorado public schools that offer STEM after-school education programs. For FY 2008-09, an appropriation was made for this purpose in HB08-1388. Subsequently, the appropriation was eliminated by supplemental appropriation SB09-185.	24-48.5-109, C.R.S.



**Schedule 5  
Line Items to Statute**

<b>Department:</b> Education			
<b>Fiscal Year:</b> 2011 - 12			
<b>Long Bill Line Item Group</b>	<b>Long Bill Line Item</b>	<b>Brief Long Bill Line Item Description</b>	<b>Specific State Statutory Citation (if applicable)</b>
	Dropout Prevention Activity Grant Program	Provides funds to before- and after-school programs that provide arts-based or vocational activities for students in grades six through nine who are at risk of dropping out of school.	22-27.5-101, C.R.S. through 22-27.5-106, C.R.S.
	Healthy Choices Dropout Prevention	Provides funding for the healthy choices dropout prevention pilot program fund. This fund supports the creation and administration of the healthy choices dropout prevention pilot program fund to improve student attendance and reduce the dropout rte of adolescent students in certain public schools.	22-82.3, C.R.S.
(C) Grant Programs, Distributions, and Other Assistance (VI) Facilities Schools	Facility Schools Unit and Facility Schools Board	Provides funding for the creation and administration of the Facility Schools Unit and the Facility Schools Board. This Unit and Board are instructed to work with facilities to increase the overall quality of education for facility students.	22-2-401, C.R.S.
	Facility School Funding	Supports facility schools via the state average per pupil revenue multiplied by the facility schools factor.	22-54-129, C.R.S.
	Hold-harmless Facility School Student Funding	Provides funding to facility schools for students enrolled in full-day kindergarten	22-54-134, C.R.S.
	District Per Pupil Reimbursement for Juveniles Held in Jail Pursuant to Section 22-32-141 (4) (d), C.R.S.	Provides funding to school districts for educational services provided to juveniles held in a jail or facility at an amount equal to the approved daily rate. This line item is for all juveniles whether or not they were included in a district's pupil enrollment. See also, a similar line item in section: (2) Assistance to Public Schools, (A) Public School Finance.	22-32-141 (4) (d), C.R.S.
(C) Grant Programs, Distributions, and Other Assistance (VII) Other Assistance	Appropriated Sponsored Programs	Various programs funded with moneys from the federal government, and/or other sources. Includes distribution or grant funds which are used to assist school districts in providing services to all students. Moneys are also provided for state sponsored innovative or reform programs.	Title VI, Elementary & secondary Education Act of 1965; PL 103-382. (Education Leadership)
			Title VI, Elementary & secondary Education Act of 1965; PL 103-382.; Title III Goals 2000.; Eisenhower Professional Development Title II. (Regional Service Teams)
			Title VI, Elementary & secondary Education Act of 1965; PL 103-382. (Assessment)
			Title VI, Elementary & secondary Education Act of 1965; PL 103-382. (Library Administration)

**Schedule 5  
Line Items to Statute**

**Department:** Education  
**Fiscal Year:** 2011 - 12

Long Bill Line Item Group	Long Bill Line Item	Brief Long Bill Line Item Description	Specific State Statutory Citation (if applicable)
			Title VI, Elementary & secondary Education Act of 1965; PL 103-382. (Management Services)
			Title VII/ Bilingual Education Act of 1968, Title I, Part C authorized by Sec 1301-1302. (English Language Acquisition)
			PL 95-224 HIV/AIDS Prevention; Title IV-Safe and Drug-Free Schools PL 103 382.; Individuals with Disabilities Education Act, Part C Infants & Toddlers (84-181) (Federal Prevention Programs)
			Title VI, Elementary & secondary Education Act of 1965; PL 103-382. (Expelled and At-Risk Student Services Grant Program)
			Title VI, Elementary & secondary Education Act of 1965; PL 103-382. (Grant Program for in-school or In-Home Suspension Programs)
			22-30.5-101, C.R.S. and 22-2-117, C.R.S. (Charter Schools)
			Title I of the Improving America's Schools Act of 1994: Public Law 103-382, Part B, Section 1201. (Federal Reform Programs)

**Schedule 5  
Line Items to Statute**

<b>Department:</b> Education			
<b>Fiscal Year:</b> 2011 - 12			
<b>Long Bill Line Item Group</b>	<b>Long Bill Line Item</b>	<b>Brief Long Bill Line Item Description</b>	<b>Specific State Statutory Citation (if applicable)</b>
			Title VI, Elementary & secondary Education Act of 1965; PL 103-382.; Title III Goals 2000.; Eisenhower Professional Development Title II. Class Size Reduction Title VI-D. (School Reform)
	School Counselor Corps Grant Program	Supports the statute which makes legislative findings concerning the importance of school counseling services for students in middle, junior high, and high schools. Funds the school counselor corps grant program as a program to provide three-year grants to school districts, boards of cooperative services, and charter schools to use in increasing the number of school counselors for secondary students and the level of school counseling services provided.	22-91 C.R.S.
	Contingency Reserve Fund	The State Board is authorized to approve emergency supplemental payments to assist school districts with unforeseen contingencies.	22-54-117 C.R.S.
	Alternative Teacher Compensation Plan Grants	Provides funding for the alternative teacher compensation plan grant program to provide funding to school districts to support the design and development of an alternative teacher compensation plan that is tailored to the particular school district.	22-69-104 C.R.S.
	Regional Services Cooperatives	Funding to enable the state board of education to create 12 regional service areas throughout the state. Encourages individuals and organizations in a regional area to convene a regional service council and to develop and submit a comprehensive service plan to the state board for coordinating services and programs throughout the regional area.	22-5.5 C.R.S.
	First Responder School Mapping System	Provides funding from the state education fund to enable the school safety resource center in the department of public safety to designate at least one but not more than 3 schools to participate in a cooperative effort to create a first responder school mapping system to provide first responders immediate access to maps of school buildings and other information in the event of an emergency at a school building.	24-33.5-1802 C.R.S.
	Supplemental On-line Education Services	Provides funding to Mountain Board of Cooperative Services (BOCES) to contract with a supplemental on-line education course provider to offer on-line courses to school districts, BOCES, and charter schools.	22-2-130, C.R.S. and 22-5-119, C.R.S.
	Supplemental On-line Education Grant Program	Provides award grants to BOCES and certain school districts and charter schools for reimbursement of the cost of purchasing supplemental on-line courses or to increase access to supplemental on-line courses by providing technical equipment, hiring technical specialists, providing staff training or providing financial assistance to hire personnel to facilitate on-line access	22-2-130, C.R.S. and 22-5-119, C.R.S.

**Schedule 5  
Line Items to Statute**

<b>Department:</b> Education			
<b>Fiscal Year:</b> 2011 - 12			
<b>Long Bill Line Item Group</b>	<b>Long Bill Line Item</b>	<b>Brief Long Bill Line Item Description</b>	<b>Specific State Statutory Citation (if applicable)</b>
	School Awards Program	Provides funding for the school awards program fund. This fund supports the creation and administration of the school awards program to provide centers of excellence awards to public schools that enroll at least 75% at-risk pupils and that demonstrate the highest rates of student academic growth.	22-11-304, C.R.S., 22-11-603.5, C.R.S. and 22-11-605, C.R.S.
	Interstate Compact on Educational Opportunity for Military Children	Provides funding for participation in an interstate compact on educational opportunity for military children. This compact supports educational opportunity for military children with other states to remove barriers to educational success that children of military families encounter because of frequent moves and deployment of their parents.	22-90 C.R.S.

**Schedule 5  
Line Items to Statute**

<b>Department:</b> Education			
<b>Fiscal Year:</b> 2011 - 12			
Long Bill Line Item Group	Long Bill Line Item	Brief Long Bill Line Item Description	Specific State Statutory Citation (if applicable)
(3) LIBRARY PROGRAMS			
	Administration	Consolidates funding and staff related to Library Programs functions.	Duties of State Librarian: 24-90-105 (1)(II)(g), C.R.S..
	Federal Library Funding	Informational line item to reflect the federal funding available through the Library Services Technology Act and Adult Education library Research funding	
	Colorado Library Consortium	Funding for a statewide cooperative, "Colorado Library Consortium", CLiC provides: finding new funding sources for libraries; finding financial support for the courier, statewide access and funding for electronic resources, a single locator system for all Colorado library holdings; continuing education plan for all library staff on a statewide level; and sustainable access to statewide virtual services.	Duties of State Librarian: 24-90-105 (1)(II)(g), C.R.S..
	Colorado Virtual Library	Funding for ongoing operations of the Access Colorado Library Information Network (ACLIN), including housing and maintaining the necessary hardware, and providing 800-number service and local dial-up nodes. ACLIN is a statewide, Internet-based library network that provides free access to library catalogues and other information resources. ACLIN is managed cooperatively by the State's library community, including the Department of Education.	Colorado Computer Information Network: 24-90-301, C.R.S.
	Colorado Talking Book Library, Building Maintenance and Utilities Expenses	Funding for the maintenance and utility expenses of the Colorado Talking Book Library, which provides library materials to individuals who are visually, physically, or reading disabled.	State Colorado Library Law: Part 24-90-105(1)(e).
	Reading Services for the Blind	Radio reading services for the visually impaired and print handicapped Colorado residents.	24-90-105.5, C.R.S.

**Schedule 5  
Line Items to Statute**

<b>Department:</b> Education			
<b>Fiscal Year:</b> 2011 - 12			
<b>Long Bill Line Item Group</b>	<b>Long Bill Line Item</b>	<b>Brief Long Bill Line Item Description</b>	<b>Specific State Statutory Citation (if applicable)</b>
SCHOOL FOR THE DEAF AND THE BLIND (CSDB)			
(A) School Operations	Personal Services	CSDB is a state funded school established for the purpose of providing comprehensive educational services for children who are blind and/or deaf and under the age of 21. The school provides: Assessment and identification of educational needs; special curricula, equipment and materials, supplemental related services, special short-term programs, program planning and staff development; programs for parents, families, and the public; and research and development to promote improved educational programs and services.	22-80-101, C.R.S.
	Early Intervention Services	Serves hearing impaired toddlers and infants and their families to develop language skills, provide parents with information and counseling to identifying strategies in communication with their child and assessing the dynamics of the parent child interaction as well as support to improve it.	
	Shift Differential	Funding for enhanced wages for employees working evening, night and weekend shifts at the School for the Deaf and the Blind.	
	Operating Expenses	Line item appropriation for the funding of supplies, materials and other expenses not otherwise covered by another line item (e.g. capital outlay, etc).	
	Vehicle Lease Payments	Provides funding for annual payments to the Department of Personnel and administration for the cost of new and replacement vehicles.	22-30-1117, C.R.S.
	Utilities	Utility costs are supported by this line item (water, sewer, electricity and natural gas)	
	Allocation of State and Federal Categorical Program Funding	Spending authority for an allocation of state and federal moneys available for special education services for children with disabilities based on its December pupil count.	
	Medicaid Reimbursements for Public School Health Services	Authorization of spending authority, thus allowing for CSDB to enter into contracts and receive federal matching funds for moneys spent in providing student health services.	
(B) Special Purposes	Fees and Conferences	Through this line item CSDB can receive fees charged for various conferences or meetings held at the school and throughout the state.	
	Outreach Services	Districts transfer federal funds to CSDB. CSDB is charged with being a resource to school districts by providing several services, including; assessment and identification of educational needs; special curricula; equipment and materials; staff development; and providing Braille and large print books to districts.	
	Tuition from Out-of-State Students	The school is authorized to admit students from other states. This line ensures that children from neighboring states could be served at the School (given available space) if it is determined that it is the best setting for the child. This appropriation provides cash funds spending authority because tuition paid with non-Colorado state funds would be subject to TABOR.	22-80-110, C.R.S.
	Summer Olympics Housing	Permits CSDB to collect and expend revenues for fees charged to participating groups or athletes for custodial, linen, maintenance and security costs associated with housing groups or deaf/blind athletes in summer months.	

**Schedule 5  
Line Items to Statute**

<b>Department:</b> Education			
<b>Fiscal Year:</b> 2011 - 12			
<b>Long Bill Line Item Group</b>	<b>Long Bill Line Item</b>	<b>Brief Long Bill Line Item Description</b>	<b>Specific State Statutory Citation (if applicable)</b>
	Grants	Line item provides spending authority for the school to receive various federal grants transferred from other line items within the Department. Excludes amounts related to categorical programs and Medicaid reimbursements for public school health services.	

**Schedule 6  
Summary of Special Bills  
Department of Education  
FY 2011-12 Budget Request  
November 1, 2010**

Bill Number	Bill Title	Line Item	FTE	Total Funds	GF	GFE	CF	RF/CFE	FF		
<b>Estimated FY 10-11</b>											
SB 10-054	Education Services for Juveniles Charged as Adults  New Long Bill Line Item	(2) Assistance to Public Schools (A) Public School Finance Administration District Per Pupil Reimbursement for Juveniles Held in Jail Pursuant to Section 22-32-141 (4) (d), C.R.S.	0.2	20,729	-	-	20,729	-	-		
			-	29,032	-	-	29,032	-	-		
	New Long Bill Line Item	(C) Grant Programs, Distributions, and Other Assistance Read-to-Achieve Grant Program  District Per Pupil Reimbursement for Juveniles Held in Jail Pursuant to Section 22-32-141 (4) (d), C.R.S.	-	(209,287)	-	-	(209,287)	-	-		
			-	159,526	-	-	159,526	-	-		
	<b>Subtotal SB 10-054</b>			<b>0.2</b>	<b>-</b>	<b>-</b>	<b>-</b>	<b>-</b>	<b>-</b>	<b>-</b>	
SB 10-161	Charter School Collaboratives	(1) Management and Administration (D) State Charter School Institute  State Charter School Institute Administration, Oversight, and Management	1.0	-	-	-	-	-	-		
			1.0	-	-	-	-	-			
	<b>Subtotal SB 10-161</b>			<b>1.0</b>	<b>-</b>	<b>-</b>	<b>-</b>	<b>-</b>	<b>-</b>		
HB 10-1369	School Finance Act	(2) Assistance to Public Schools (A) Public School Finance State Share of Districts' Total Program Funding Hold-Harmless Full-day Kindergarten Funding	-	(363,476,454)	(363,476,454)	-	-	-	-		
			-	(487,964)	-	-	(487,964)	-	-		
		(C) Grant Programs, Distributions, and Other Assistance (VI) Facility Schools Facility School Funding	-	(1,120,923)	-	-	(1,120,923)	-	-		
		(4) School for the Deaf and the Blind (A) School Operations Personal Services	-	-	85,334	-	-	(85,334)	-		
			0.0	(365,085,341)	(363,391,120)	-	(1,608,887)	(85,334)	-		
		<b>Subtotal HB 10-1369</b>			<b>0.0</b>	<b>(365,085,341)</b>	<b>(363,391,120)</b>	<b>-</b>	<b>(1,608,887)</b>	<b>(85,334)</b>	<b>-</b>
		<b>Department Total FY 10-11</b>			<b>1.2</b>	<b>(365,085,341)</b>	<b>(363,391,120)</b>	<b>-</b>	<b>(1,608,887)</b>	<b>(85,334)</b>	<b>-</b>



**Schedule 6  
Summary of Special Bills  
Department of Education  
FY 2011-12 Budget Request  
November 1, 2010**

Bill Number	Bill Title	Line Item	FTE	Total Funds	GF	GFE	CF	RF/CFE	FF
<b>Actual FY 09-10</b>									
SB 09-089	State Charter School Institute New Long Bill Line Item <b>Subtotal SB 09-089</b>	(2) Assistance to Public Schools (D) State Charter School Institute State Charter School Institute Capital Construction Assistance	0.0 <b>0.0</b>	365,226 <b>365,226</b>	- -	- -	365,226 <b>365,226</b>	- -	- -
SB 09-123	Healthy Choices Dropout Prevention New Long Bill Line Item <b>Subtotal SB 09-123</b>	(1) Management and Administration (A) Administration and Centrally-Appropriated Line Items Legal Services for 7,768 hours  (2) Assistance to Public Schools (C) Grant Programs, Distributions, and Other Assistance (V) Summer and After-school Programs Healthy Choices Dropout Prevention Pilot Program	0.0   0.1 <b>0.1</b>	751   7,477 <b>8,228</b>	751   7,477 <b>8,228</b>	-   - -	-   - -	-   - -	-   - -
SB 09-160	Alternative Teacher Program and Licensure <b>Subtotal SB 09-160</b>	(1) Management and Administration (A) Administration and Centrally-Appropriated Line Items Office of Professional Services	0.0 <b>0.0</b>	5,500 <b>5,500</b>	- -	- -	5,500 <b>5,500</b>	- -	- -
SB 09-163	Education Accountability System <b>Subtotal SB 09-163</b>	(1) Management and Administration (A) Administration and Centrally-Appropriated Line Items Legal Services for 7,768 hours  (B) Information Technology School Accountability Reports and State Data Reporting System	0.0   2.7 <b>2.7</b>	7,135   (8,914) <b>(1,779)</b>	7,135   (8,914) <b>(1,779)</b>	-   - -	-   - -	-   - -	-   - -
SB 09-226	School Food Allergy Policy <b>Subtotal SB 09-226</b>	(2) Assistance to Public Schools (C) Grant Programs, Distributions, and Other Assistance (I) Health and Nutrition Federal Nutrition Programs	0.0 <b>0.0</b>	1,951 <b>1,951</b>	1,951 <b>1,951</b>	- -	- -	- -	- -
SB 09-230	Charter School Food Authority <b>Subtotal SB 09-230</b>	(2) Assistance to Public Schools (C) Grant Programs, Distributions, and Other Assistance (I) Health and Nutrition Federal Nutrition Programs	1.0 <b>1.0</b>	- -	- -	- -	- -	- -	- -

**Schedule 6  
Summary of Special Bills  
Department of Education  
FY 2011-12 Budget Request  
November 1, 2010**

Bill Number	Bill Title	Line Item	FTE	Total Funds	GF	GFE	CF	RF/CFE	FF
SB 09-256	School Finance Act	(1) Management and Administration							
	New Long Bill Line Item	(A) Administration and Centrally-Appropriated Line Items Feasibility Study Concerning Creation and Operation of State Residential Schools	0.0	55,706	55,706	-	-	-	-
		(2) Assistance to Public Schools							
		(C) Grant Programs, Distributions, and Other Assistance (III) Reading and Literacy Read-to-Achieve Grant Program	0.0	(1,000,000)	-	-	(1,000,000)	-	-
	New Long Bill Line Item	(IV) Professional Development and Instructional Support Centers of Excellence Awards	0.0	250,000	-	-	250,000	-	-
		(V) Summer and After-school Programs Summer School Grant Program Reverses SB09-269 Funding Source Change	0.0	-	-	-	-	-	-
	<b>Subtotal SB 09-256</b>		<b>0.0</b>	<b>(694,294)</b>	<b>55,706</b>	<b>-</b>	<b>(750,000)</b>	<b>-</b>	<b>-</b>
SB 09-260	Temporary Transfer of Public School Land Money	(2) Assistance to Public Schools							
		(C) Grant Programs, Distributions, and Other Assistance (I) Health and Nutrition Federal Nutrition Programs	0.0	-	-	-	-	-	-
	<b>Subtotal SB 09-260</b>		<b>0.0</b>	<b>-</b>	<b>-</b>	<b>-</b>	<b>-</b>	<b>-</b>	<b>-</b>
SB 09-269	Adjust Tobacco Settlement Moneys Allocation	(2) Assistance to Public Schools							
		(C) Grant Programs, Distributions, and Other Assistance (III) Reading and Literacy Read-to-Achieve Grant Program	0.0	(1,165,296)	-	-	(1,165,296)	-	-
		(V) Summer and After-school Programs Summer School Grant Program Funding Source Change Only	0.0	-	-	-	-	-	-
	<b>Subtotal SB 09-269</b>		<b>0.0</b>	<b>(1,165,296)</b>	<b>-</b>	<b>-</b>	<b>(1,165,296)</b>	<b>-</b>	<b>-</b>
HB 09-1243	Increase High School Graduation Rates	(2) Assistance to Public Schools							
	New Long Bill Line Item	(C) Grant Programs, Distributions, and Other Assistance (IV) Professional Development and Instructional Support Office of Dropout Prevention and Student Re-engagement	2.0	157,772	-	-	157,772	-	-
	<b>Subtotal HB 09-1243</b>		<b>2.0</b>	<b>157,772</b>	<b>-</b>	<b>-</b>	<b>157,772</b>	<b>-</b>	<b>-</b>
HB 09-1319	Concurrent Enrollment of Public High School Students	(1) Management and Administration							
		(A) Administration and Centrally-Appropriated Line Items Legal Services for 7,768 hours	0.0	10,139	-	-	-	-	10,139
		(2) Assistance to Public Schools							
		(C) Grant Programs, Distributions, and Other Assistance (VII) Other Assistance ASCENT Program	0.3	19,892	-	-	-	-	19,892
	New Long Bill Line Item		<b>0.3</b>	<b>30,031</b>	<b>-</b>	<b>-</b>	<b>-</b>	<b>-</b>	<b>30,031</b>
	<b>Subtotal HB 09-1319</b>								
<b>Department Total FY 09-10</b>			<b>6.1</b>	<b>(1,292,661)</b>	<b>64,106</b>	<b>-</b>	<b>(1,386,798)</b>	<b>-</b>	<b>30,031</b>

**Schedule 6**  
**Summary of Special Bills**  
**Department of Education**  
**FY 2011-12 Budget Request**  
**November 1, 2010**

Bill Number	Bill Title	Line Item	FTE	Total Funds	GF	GFE	CF	RF/CFE	FF
<b>Actual FY 08-09</b>									
SB 08-017	Concerning Credentialing for Occupational Education Teachers	(1) Management and Administration (A) Administration and Centrally-Appropriated Line Items Office of Professional Services		0	-	-	-	-	-
				-	-	-	-	-	-
	Subtotal SB 08-017		1.0	45,380	-	-	45,380	-	-
			<b>1.0</b>	<b>45,380</b>	-	-	<b>45,380</b>	-	-
SB 08-038	K-12 Educational Regional Service Cooperatives	(2) Assistance to Public Schools (C) Grant Programs, Distributions, and Other Assistance (IV) Professional Development and Instructional Support State Regional Service Cooperatives		-	-	-	-	-	-
	New Long Bill Line Item			-	-	-	-	-	-
	Subtotal SB 08-038		1.0	198,545	-	-	198,545	-	-
			<b>1.0</b>	<b>198,545</b>	-	-	<b>198,545</b>	-	-
SB 08-123	Child Nutrition School Lunch Program	(2) Assistance to Public Schools (C) Grant Programs, Distributions, and Other Assistance (I) Health and Nutrition Child Nutrition School Lunch Protection Program		-	-	-	-	-	-
	New Long Bill Line Item			-	-	-	-	-	-
	Subtotal SB 08-123		0.0	850,000	-	-	850,000	-	-
			<b>0.0</b>	<b>850,000</b>	-	-	<b>850,000</b>	-	-
SB 08-130	Innovative Schools Act of 2008	(2) Assistance to Public Schools (C) Grant Programs, Distributions, and Other Assistance (IV) Professional Development and Instructional Support Innovative Schools Act of 2008		-	-	-	-	-	-
	New Long Bill Line Item			-	-	-	-	-	-
	Subtotal SB 08-130		1.0	80,545	80,545	-	-	-	-
			<b>1.0</b>	<b>80,545</b>	<b>80,545</b>	-	-	-	-
SB 08-212	Preschool to Postsecondary Ed Alignment	(1) Management and Administration (C) Assessments and Data Analyses Preschool to Postsecondary Ed Alignment		-	-	-	-	-	-
	New Long Bill Line Item			-	-	-	-	-	-
	Subtotal SB 08-212		5.0	792,453	-	-	792,453	-	-
			<b>5.0</b>	<b>792,453</b>	-	-	<b>792,453</b>	-	-
SB 08-218	Allocation of Federal Mineral Lease Revenues	(2) Assistance to Public Schools (A) Public School Finance State Share of Districts' Total Program Funding		-	-	-	-	-	-
	Subtotal SB 08-218		0.0	-	-	-	-	-	-
HB 08-1021	Early Kindergarten Gifted Children	(2) Assistance to Public Schools (A) Public School Finance State Share of Districts' Total Program Funding		-	-	-	-	-	-
	Subtotal HB 08-1021		0.0	252,799	-	-	252,799	-	-
			<b>0.0</b>	<b>252,799</b>	-	-	<b>252,799</b>	-	-
HB 08-1171	Purchase Price Exclude Federal Excise Tax	(2) Assistance to Public Schools (A) Public School Finance State Share of Districts' Total Program Funding		-	-	-	-	-	-
	Subtotal HB 08-1171		0.0	-	-	-	-	-	-
HB 08-1204	Educational Services for Students in Facilities	(1) Management and Administration (A) Administration and Centrally-Appropriated Line Items Division of Facility Educational Programs		-	-	-	-	-	-
	New Long Bill Line Item			-	-	-	-	-	-
	Subtotal HB 08-1204		3.0	523,568	-	-	523,568	-	-
			<b>3.0</b>	<b>523,568</b>	-	-	<b>523,568</b>	-	-
HB 08-1225	Business Personal Property Tax Exemption	(2) Assistance to Public Schools (A) Public School Finance State Share of Districts' Total Program Funding		-	-	-	-	-	-
	Subtotal HB 08-1225		0.0	178,000	178,000	-	-	-	-
			<b>0.0</b>	<b>178,000</b>	<b>178,000</b>	-	-	-	-
HB 08-1267	School Critical Incident Planning	(2) Assistance to Public Schools (C) Grant Programs, Distributions, and Other Assistance		-	-	-	-	-	-

**Schedule 6**  
**Summary of Special Bills**  
**Department of Education**  
**FY 2011-12 Budget Request**  
**November 1, 2010**

Bill Number	Bill Title	Line Item	FTE	Total Funds	GF	GFE	CF	RF/CFE	FF
	New Long Bill Line Item	(VI) Other Assistance		-	-	-	-	-	-
		School Critical Incident Planning		150,000	-	-	150,000	-	-
	<b>Subtotal HB 08-1267</b>		<b>0.0</b>	<b>150,000</b>	<b>-</b>	<b>-</b>	<b>150,000</b>	<b>-</b>	<b>-</b>

**Schedule 6  
Summary of Special Bills  
Department of Education  
FY 2011-12 Budget Request  
November 1, 2010**

Bill Number	Bill Title	Line Item	FTE	Total Funds	GF	GFE	CF	RF/CFE	FF
HB 08-1317	Interstate Compact Ed Military Children	(2) Assistance to Public Schools (C) Grant Programs, Distributions, and Other Assistance (VII) Other Assistance Interstate Compact on Educational Opportunity for Military Children		- - - 32,185	- - - -	- - - -	- - - 32,185	- - - -	- - - -
		<b>Subtotal HB 08-1317</b>	<b>0.0</b>	<b>32,185</b>	-	-	<b>32,185</b>	-	-
HB 08-1335	Building Excellent Schools Today Act	(2) Assistance to Public Schools (C) Grant Programs, Distributions, and Other Assistance (II) Capital Construction Financial Assistance Priority Assessment Public School Capital Construction Assistance Board - Lease Pmts. Division of Public School Capital Construction Assistance School Capital Construction Expenditures Reserve School Construction and Renovation Fund		- - - 12,300,000 10,000,000 537,545 (10,000,000) (10,000,000)	- - - - - - (10,000,000) (10,000,000)	- - - - - - - -	- - - 12,300,000 10,000,000 537,545 - -	- - - - - - - -	- - - - - - - -
	New Long Bill Line Item								
	New Long Bill Line Item								
	New Long Bill Line Item								
		(1) Management and Administration (A) Administration and Centrally-Appropriated Line Items Legal Services	5.0	- - 32,414	- - -	- - -	- - 32,414	- - -	- - -
		(2) Assistance to Public Schools (A) Public School Finance State Share of Districts' Total Program Funding		- - -	- - -	- - 20,000,000	- - (20,000,000)	- - -	- - -
		<b>Subtotal HB 08-1335</b>	<b>5.0</b>	<b>2,869,959</b>	-	-	<b>2,869,959</b>	-	-
HB 08-1344	Background Checks School Employees	(1) Management and Administration (A) Administration and Centrally-Appropriated Line Items Office of Professional Services Legal Services		- - 146,816 64,827	- - - -	- - - -	- - 146,816 64,827	- - - -	- - - -
		<b>Subtotal HB 08-1344</b>	<b>3.0</b>	<b>211,643</b>	-	-	<b>211,643</b>	-	-
HB 08-1370	School Counselor Corps Grant Program	(2) Assistance to Public Schools (C) Grant Programs, Distributions, and Other Assistance (VI) Other Assistance School Counselor Corps Grant Program		- - - 5,000,000	- - - -	- - - -	- - - 5,000,000	- - - -	- - - -
	New Long Bill Line Item								
		<b>Subtotal HB 08-1370</b>	<b>1.0</b>	<b>5,000,000</b>	-	-	<b>5,000,000</b>	-	-
HB 08-1384	Teacher Quality Recruitment Retention	(2) Assistance to Public Schools (C) Grant Programs, Distributions, and Other Assistance (VI) Other Assistance Teacher Quality Recruitment Retention		- - - 1,241,997	- - - -	- - - -	- - - 1,241,997	- - - -	- - - -
		<b>Subtotal HB 08-1384</b>	<b>0.0</b>	<b>1,241,997</b>	-	-	<b>1,241,997</b>	-	-
HB 08-1386	School Leadership Academy Program	(2) Assistance to Public Schools (C) Grant Programs, Distributions, and Other Assistance (IV) Professional Development and Instructional Support School Leadership Academy Program		- - - 137,983	- - - -	- - - -	- - - 137,983	- - - -	- - - -
	New Long Bill Line Item								
		<b>Subtotal HB 08-1386</b>	<b>1.5</b>	<b>137,983</b>	-	-	<b>137,983</b>	-	-

**Schedule 6**  
**Summary of Special Bills**  
**Department of Education**  
**FY 2011-12 Budget Request**  
**November 1, 2010**

Bill Number	Bill Title	Line Item	FTE	Total Funds	GF	GFE	CF	RF/CFE	FF
HB 08-1388	"School Finance Act"	(1) Management and Administration		-	-	-	-	-	-
		(A) Administration and Centrally-Appropriated Line Items		-	-	-	-	-	-
		Leased Space	0.0	11,500	-	-	11,500	-	-
		(2) Assistance to Public Schools		-	-	-	-	-	-
		(A) Public School Finance		-	-	-	-	-	-
		State Share of Districts' Total Program Funding		48,565,932	-	-	48,565,932	-	-
		Administration	6.0	419,116	-	-	419,116	-	-
		New Long Bill Line Item Declining Enrollment		200,000	-	-	200,000	-	-
		New Long Bill Line Item Facility School Funding		18,475,256	-	-	18,475,256	-	-
		New Long Bill Line Item Hold-Harmless Full-day Kindergarten Funding		7,356,409	-	-	7,356,409	-	-
		New Long Bill Line Item Hold-Harmless Facility School Student Funding		587,504	-	-	587,504	-	-
		(2) Assistance to Public Schools		-	-	-	-	-	-
		(B) Categorical Programs		-	-	-	-	-	-
		(I) District Programs Required by Statute		-	-	-	-	-	-
		Special Education - Children with Disabilities		2,000,000	-	-	2,000,000	-	-
		(2) Assistance to Public Schools		-	-	-	-	-	-
		(B) Categorical Programs		-	-	-	-	-	-
		(II) Other Categorical Programs		-	-	-	-	-	-
		Special Education - Gifted and Talented Children		200,000	-	-	200,000	-	-
		(2) Assistance to Public Schools		-	-	-	-	-	-
		(C) Grant Programs, Distributions, and Other Assistance		-	-	-	-	-	-
		(II) Capital Construction		-	-	-	-	-	-
		New Long Bill Line Item Full-day Kindergarten Facility Capital Construction Fund		34,500,000	-	-	34,500,000	-	-
		Charter School Capital Construction Funding		5,000,000	-	-	5,000,000	-	-
		(2) Assistance to Public Schools		-	-	-	-	-	-
		(C) Grant Programs, Distributions, and Other Assistance		-	-	-	-	-	-
		(V) Summer and After-school Programs		-	-	-	-	-	-
New Long Bill Line Item Facility Summer School Grant Program		(4,800,000)	-	-	(4,800,000)	-	-		
STEM After-school Education Pilot Program.		300,000	-	-	300,000	-	-		
(2) Assistance to Public Schools		-	-	-	-	-	-		
(C) Grant Programs, Distributions, and Other Assistance		-	-	-	-	-	-		
(VI) Other Assistance		-	-	-	-	-	-		
New Long Bill Line Item Alternative Teacher Compensation Plan Grants		1,000,000	-	-	1,000,000	-	-		
		<b>Subtotal SB 08-1388</b>	<b>6.0</b>	<b>113,815,717</b>			<b>113,815,717</b>		
<b>Department Total FY 08-09</b>			<b>27.5</b>	<b>126,380,774</b>	<b>258,545</b>		<b>126,122,229</b>		

**Schedule 7  
Summary of Supplemental Bills  
Department of Education  
FY 2011-12 Budget Request  
November 1, 2010**

Bill Number	Line Item	FTE	Total Funds	GF	GFE	CF	RF/CFE	FF
<b>Actual FY 2009-2010</b>								
<b>SB 10-065</b>	<b>(1) Management and Administration</b>							
	(A) Administration and Centrally-Appropriated Line Items							
	State Board of Education		(3,513)	(3,513)				
	General Department and Program Administration	6.0	431,887	(14,369)		(648)	(3,096)	450,000
	Office of Professional Services		3,036,406			(135)		3,036,541
	Division of On-line Learning		(6,273)			(6,273)		
	Short-term Disability		(1,163)	(296)		(138)	(142)	(587)
	S.B. 04-257 Amortization Equalization Distribution		(15,295)	(4,081)		(1,778)	(1,855)	(7,581)
	S.B. 06-235 Supplemental Amortization Equalization Distribution		(9,558)	(2,549)		(1,111)	(1,160)	(4,738)
	Salary Survey and Senior Executive Service		(157,279)	(157,279)				
	(B) Information Technology							
	Information Technology Services		(21,109)	(21,109)				
	School Accountability Reports and State Data Reporting System		2,490,065	(9,935)				2,500,000
	Information Technology Services							
	(C) Assessments and Data Analysis							
	Colorado Student Assessment Program		(32,848)			(10,096)		(22,752)
	Longitudinal Analyses of Student Assessment Results		(5,331)	(5,331)				
	Preschool to Postsecondary Education Alignment		378,982			178,982		200,000
	(D) State Charter School Institute							
	State Charter School Institute Administration, Oversight, and Management		(21,272)				(21,272)	
	Transfer of Federal Moneys to Institute Charter Schools		(9,221)				(9,221)	
	Department Implementation of Section 22-30.5-501 et seq., C.R.S.		(8,827)				(8,827)	
	<b>Management and Administration Total (SB 10-065)</b>	<b>6.0</b>	<b>6,045,651</b>	<b>(218,462)</b>	<b>-</b>	<b>158,803</b>	<b>(45,573)</b>	<b>6,150,883</b>
	<b>(2) Assistance to Public Schools</b>							
	(A) Public School Finance							
	Administration		15,539				(34,461)	50,000
	State Share of Districts' Total Program Funding		(177,332,868)	(300,000)		(177,032,868)		
	State Share Correction for Local Share Overpayments in Prior Fiscal Years		3,684,365			3,684,365		
	Hold-harmless Full-day Kindergarten Funding		(7,448)			(7,448)		
	(B) Categorical Programs							
	Special Education - Children with Disabilities		56,600,357					56,600,357
	English Language Proficiency Program		(10,500)					(10,500)
	Public School Transportation		2,723	2,723				
	Comprehensive Health Education		-	300,000		(300,000)		
	(C) Grant Programs, Distributions and other Assistance							
	Federal Nutrition Programs		1,016,340	(2,325)				1,018,665
	S.B. 97-101 Public School Health Services		(2,073)				(2,073)	
	Division of Public School Capital Construction Assistance		(11,607)			(11,607)		
	Federal Title I Reading First Grant		(19,581)					(19,581)
	Read-to-Achieve Grant Program		(1,821)			(1,821)		
	Content Specialists		(13,363)			(13,363)		
	Office of Dropout Prevention and Student Reengagement	(2.0)	(157,772)			(157,772)		
	School Leadership Academy Program		25,000					25,000

**Schedule 7  
Summary of Supplemental Bills  
Department of Education  
FY 2011-12 Budget Request  
November 1, 2010**

Bill Number	Line Item	FTE	Total Funds	GF	GFE	CF	RF/CFE	FF
	Financial Literacy		(36,471)			(36,471)		
	Summer School Grant Program		(984,342)			(984,342)		
	Dropout Prevention Activity Grant Program		86,000			86,000		
	Facility Schools Unit and Facility Schools Board		(4,054)				(4,054)	
	Facility School Funding		(3,017,769)			(3,017,769)		
	Appropriated Sponsored Programs		152,264,742				(11,671)	152,276,413
	School Counselor Corps Grant Program		(1,846)			(1,846)		
	Regional Service Cooperatives		(40,850)			(40,850)		
	<b>Assistance to Public Schools Total (SB 10-065)</b>	<b>(2.0)</b>	<b>32,052,701</b>	<b>398</b>	<b>-</b>	<b>(177,835,792)</b>	<b>(52,259)</b>	<b>209,940,354</b>
	<b>(3) Library Programs</b>							
	Administration		(20,969)	(20,013)		(956)		
	Federal Library Funding		(38,119)					(38,119)
	<b>Library Programs (SB 10-065)</b>	<b>-</b>	<b>(59,088)</b>	<b>(20,013)</b>	<b>-</b>	<b>(956)</b>	<b>-</b>	<b>(38,119)</b>
	<b>(4) Colorado School for the Deaf and the Blind (CSDB)</b>							
	(A) School Operations							
	Personal Services		239,674	239,674				
	Early Intervention Services		(4,998)	(4,998)				
	Medicaid Reimbursements for Public School Health Services		(136)				(136)	
	(B) Special Purpose							
	Grants		(5,380)				(5,380)	
	<b>Colorado School for the Deaf and the Blind Total (SB 10-065)</b>	<b>-</b>	<b>229,160</b>	<b>234,676</b>	<b>-</b>	<b>-</b>	<b>(5,516)</b>	<b>-</b>
	<b>Department of Education Subtotal (SB 10-065)</b>	<b>4.00</b>	<b>38,268,424</b>	<b>(3,401)</b>	<b>-</b>	<b>(177,677,945)</b>	<b>(103,348)</b>	<b>216,053,118</b>
<b>HB 10-1376</b>	<b>(1) Management and Administration</b>							
	General Department and Program Administration		(17,597)	(1,352)		(6,896)	(9,349)	
	Worker's Compensation		(16,401)	(16,401)				
	Legal Services for 7,548 Hours		1,507			(32,414)	33,921	
	Payment to Risk Management and Property Funds		(9,003)	(9,003)				
	Capitol Complex Leased Space		(7,618)	(61,458)		(10,503)	82,915	(18,572)
	Purchase of Services from Computer Center		(1,768)	(1,768)				
	<b>Management and Administration Total (HB 10-1376)</b>	<b>-</b>	<b>(50,880)</b>	<b>(89,982)</b>	<b>-</b>	<b>(49,813)</b>	<b>107,487</b>	<b>(18,572)</b>
	<b>(2) Assistance to Public Schools</b>							
	(C) Grant Programs, Distributions and other Assistance							
	S.B. 97-101 Public School Health Services		(61,312)				(61,312)	
	<b>Assistance to Public Schools Total (HB 10-1376)</b>	<b>-</b>	<b>(61,312)</b>	<b>-</b>	<b>-</b>	<b>-</b>	<b>(61,312)</b>	<b>-</b>
	<b>(4) Colorado School for the Deaf and the Blind (CSDB)</b>							
	(A) School Operations							
	Personal Services		(4,707)	(4,707)				
	Early Intervention Services		4,707	4,707				
	Vehicle Lease Payments		3,002	3,002				
	<b>Colorado School for the Deaf and the Blind Total (HB 10-1376)</b>	<b>-</b>	<b>3,002</b>	<b>3,002</b>	<b>-</b>	<b>-</b>	<b>-</b>	<b>-</b>
	<b>Department of Education Subtotal (HB 10-1376)</b>	<b>-</b>	<b>(109,190)</b>	<b>(86,980)</b>	<b>-</b>	<b>(49,813)</b>	<b>46,175</b>	<b>(18,572)</b>



**Schedule 7**  
**Summary of Supplemental Bills**  
**Department of Education**  
**FY 2011-12 Budget Request**  
**November 1, 2010**

Bill Number	Line Item	FTE	Total Funds	GF	GFE	CF	RF/CFE	FF
<b>Department Total FY 09-10</b>		-	(193,244)	(148,438)	-	(98,633)	129,090	(56,691)

**Schedule 7  
Summary of Supplemental Bills  
Department of Education  
FY 2011-12 Budget Request  
November 1, 2010**

Bill Number	Line Item	FTE	Total Funds	GF	GFE	CF	RF/CFE	FF
<b>Actual FY 2008-2009</b>								
SB 09-185	<b>(1) Management and Administration</b>							
	(A) Administration and Centrally-Appropriated Line Items							
	Office of Professional Services	0.80	46,239			46,239		
	Legal Services		116,898	100,000		16,898		
	Emeritus Retirement		(1,918)	(1,918)				
	(B) Information Technology							
	Information Technology Services		(12,685)	(12,685)				
	(D) State Charter School Institute							
	Other Transfers to Institute Charter Schools		791,615				791,615	
	<b>Management and Administration Total (SB 09-185)</b>	<b>0.80</b>	<b>940,149</b>	<b>85,397</b>	<b>-</b>	<b>63,137</b>	<b>791,615</b>	<b>-</b>
	<b>(2) Assistance to Public Schools</b>							
	(A) Public School Finance							
	State Share of Districts' Total Program Funding		-	(26,558,352)		26,558,352		
	Additional State Aid Related to Locally Negotiated Business Incentive Agreements		(418,016)	(418,016)				
	(B) Categorical Programs							
	(I) District Programs Required by Statute							
	Special Education - Children with Disabilities		-	(28,000,029)		28,000,029		
	English Language Proficiency Program		-	(1,556,046)		1,556,046		
	(II) Other Categorical Programs							
	Public School Transportation		-	(1,157,374)		1,157,374		
	Transfer to the Department of Higher Education for Distribution of State Assistance for Vocational Education		-	(556,198)		556,198		
	Special Education - Gifted and Talented Children		-	(1,550,000)		1,550,000		
	Expelled and At-risk Student Services Grant Program		-	(55,505)		55,505		
	Small Attendance Center Aid		-	(46,834)		46,834		
	Comprehensive Health Education		-	(100,000)		100,000		
	(C) Grant Programs, Distributions and other Assistance							
	(II) Capital Construction							
	Full-day Kindergarten Facility Capital Construction Fund		(34,500,000)			(34,500,000)		
	(III) Reading and Literacy							
	Read-to-Achieve Grant Program		(150,669)			(150,669)		
	(IV) Professional Development and Instructional Support							
	Closing the Achievement Gap		(99,000)	(1,800,000)		1,701,000		
	Content Specialists		-	(433,480)		433,480		
	Science and Technology Education Fund		(300,000)			(300,000)		
	Science and Technology Center Grant Program		(300,000)				(300,000)	
	Civic Education		(197,695)			(197,695)		
	(V) Summer and After-school Programs							
	Summer School Grant Program		(972,895)			(972,895)		
	STEM After-school Education Pilot Program		(300,000)			(300,000)		
	<b>Assistance to Public Schools Total (SB 09-185)</b>	<b>-</b>	<b>(37,238,275)</b>	<b>(62,231,834)</b>	<b>-</b>	<b>25,293,559</b>	<b>(300,000)</b>	<b>-</b>

**Schedule 7  
Summary of Supplemental Bills  
Department of Education  
FY 2011-12 Budget Request  
November 1, 2010**

Bill Number	Line Item	FTE	Total Funds	GF	GFE	CF	RF/CFE	FF
	<b>(4) Colorado School for the Deaf and the Blind (CSDB)</b>							
	(A) School Operations							
	Utilities		32,962	32,962				
	<b>Colorado School for the Deaf and the Blind Total (SB 09-185)</b>	-	<b>32,962</b>	<b>32,962</b>	-	-	-	-
<b>Department of Education Subtotal (HB 09-185)</b>		<b>0.80</b>	<b>(36,265,164)</b>	<b>(62,113,475)</b>	-	<b>25,356,696</b>	<b>491,615</b>	-
<b>SB 09-213</b>	<b>(2) Assistance to Public Schools</b>							
	(C) Grant Programs, Distributions and other Assistance							
	(VI) Other Assistance							
	Alternative Teacher Compensation Plan Grants		(1,000,000)			(1,000,000)		
	<b>Assistance to Public Schools Total (SB 09-213)</b>	-	<b>(1,000,000)</b>	-	-	<b>(1,000,000)</b>	-	-
<b>Department of Education Subtotal (HB 09-213)</b>		-	<b>(1,000,000)</b>	-	-	<b>(1,000,000)</b>	-	-
<b>SB 09-214</b>	<b>(2) Assistance to Public Schools</b>							
	(C) Grant Programs, Distributions and other Assistance							
	(VI) Other Assistance							
	Teacher Quality Recruitment Retention		(1,156,997)			(1,156,997)		
	<b>Assistance to Public Schools Total (SB 09-214)</b>	-	<b>(1,156,997)</b>	-	-	<b>(1,156,997)</b>	-	-
<b>Department of Education Subtotal (HB 09-214)</b>		-	<b>(1,156,997)</b>	-	-	<b>(1,156,997)</b>	-	-
<b>SB 09-215</b>	<b>(1) Management and Administration</b>							
	(A) Administration and Centrally-Appropriated Line Items							
	Legal Services		-	(100,000)			100,000	
	Leased Space					(11,500)	11,500	
	(B) Information Technology							
	Information Technology Services		-	(100,000)			100,000	
	<b>Management and Administration Total (SB 09-215)</b>	-	-	<b>(200,000)</b>	-	<b>(11,500)</b>	<b>211,500</b>	-
	<b>(2) Assistance to Public Schools</b>							
	(A) Public School Finance							
	Administration	(1.00)	(82,545)	(1,145,439)		(419,116)	1,482,010	
	Declining Enrollment Study		(200,000)			(200,000)		
	(C) Grant Programs, Distributions and other Assistance							
	(II) Capital Construction							
	Charter School Capital Construction		(4,865,000)			(4,865,000)		
	<b>Assistance to Public Schools Total (SB 09-215)</b>	<b>(1.00)</b>	<b>(5,147,545)</b>	<b>(1,145,439)</b>	-	<b>(5,484,116)</b>	<b>1,482,010</b>	-
<b>Department of Education Subtotal (HB 09-215)</b>		<b>(1.00)</b>	<b>(5,147,545)</b>	<b>(1,345,439)</b>	-	<b>(5,495,616)</b>	<b>1,693,510</b>	-

**Schedule 7  
Summary of Supplemental Bills  
Department of Education  
FY 2011-12 Budget Request  
November 1, 2010**

Bill Number	Line Item	FTE	Total Funds	GF	GFE	CF	RF/CFE	FF	
SB 09-259	<b>(1) Management and Administration</b>								
	(A) Administration and Centrally-Appropriated Line Items								
	State Board of Education	-	26,562	26,562			-		
	(C) Assessments and Data Analysis								
	Colorado Student Assessment Program	-	-	(15,719,422)		15,719,422	-		
	<b>Management and Administration Total (SB 09-259)</b>	-	<b>26,562</b>	<b>(15,692,860)</b>		-	<b>15,719,422</b>	-	-
	<b>(2) Assistance to Public Schools</b>								
	(A) Public School Finance								
	State Share of Districts' Total Program Funding	-	120,964,055	450,712,263	(329,748,208)	-			
	(C) Grant Programs, Distributions and other Assistance								
(VI) Other Assistance									
Military Dependent Supplemental Pupil Enrollment	-	(1,818,517)	(1,818,517)		-				
<b>Assistance to Public Schools Total (SB 09-259)</b>	-	<b>119,145,538</b>	<b>448,893,746</b>	<b>(329,748,208)</b>		-	-	-	
<b>Department of Education Subtotal (HB 09-259)</b>		-	<b>119,172,100</b>	<b>433,200,886</b>	<b>(329,748,208)</b>	<b>15,719,422</b>	-	-	
<b>Department Total FY 08-09</b>		<b>(0.20)</b>	<b>75,602,394</b>	<b>369,741,972</b>	<b>(329,748,208)</b>	<b>33,423,505</b>	<b>2,185,125</b>	-	

**Schedule 7  
Summary of Supplemental Bills  
Department of Education  
FY 2011-12 Budget Request  
November 1, 2010**

Bill Number	Line Item	FTE	Total Funds	GF	GFE	CF	RF/CFE	FF
<b>Actual FY 2007-2008</b>								
SB 09-185	<b>(1) Management and Administration</b>							
	Information Technology Asset Management		216,116	50,000			166,116	
	<b>Management and Administration Total (SB 09-185)</b>	-	<b>216,116</b>	<b>50,000</b>	-	-	<b>166,116</b>	-
	<b>(2) Assistance to Public Schools</b>							
	(C) Grant Programs and Other Distributions							
	School Breakfast Program		(50,000)	(50,000)				
	<b>Assistance to Public Schools Total (SB 09-185)</b>	-	<b>(50,000)</b>	<b>(50,000)</b>	-	-	-	-
<b>Department of Education Subtotal (HB 09-185)</b>		-	<b>166,116</b>	-	-	-	<b>166,116</b>	-
SB 09-259	<b>(2) Assistance to Public Schools</b>							
	(A) Public School Finance							
	State Share of Districts' Total Program Funding	-	-	(53,742,707)	53,742,707	-	-	-
	<b>Assistance to Public Schools Total (SB 09-259)</b>	-	-	<b>(53,742,707)</b>	<b>53,742,707</b>	-	-	-
<b>Department of Education Subtotal (HB 09-259)</b>		-	-	<b>(53,742,707)</b>	<b>53,742,707</b>	-	-	-
HB 08-1283	<b>(1) Management and Administration</b>							
	Multiuse Network Payments		1,409	1,409				
	Purchase of Services from Computer Center		(5,634)	(5,634)				
	Office of Professional Services		23,040			23,040		
	Worker's Compensation		(8,126)	(3,026)		(844)	(2,080)	(2,176)
	Legal Services		34,466	34,466				
	Emeritus Retirement		(4,902)	(4,902)				
	Administrative Law Judges		(34,709)			(7,289)	(27,420)	
	Payment to Risk Management and Property Funds		(48,035)	8,130		(2,192)	(3,134)	(50,839)
	Capitol Complex Leased Space		8,684	2,619		950	606	4,509
	State Charter School Institute Administration, Oversight, and Management		669,102				669,102	
	Other Transfers to Institute Charter Schools		350,000				350,000	
	Department Implementation of 22-30.5-501 et seq., C.R.S.		21,297				21,297	
	<b>Management and Administration Total (HB 08-1283)</b>	-	<b>1,006,592</b>	<b>33,062</b>	-	<b>13,665</b>	<b>1,008,371</b>	<b>(48,506)</b>
	<b>(2) Assistance to Public Schools</b>							
	(B) Categorical Programs							
	(I) District Programs Required by Statute							
	English Language Proficiency Program		18,484				18,484	
	(II) Other Categorical Programs							
	Small Attendance Center Aid		(18,484)				(18,484)	
	<b>Assistance to Public Schools Total (HB 08-1283)</b>	-	-	-	-	-	-	-
	<b>(4) Colorado School for the Deaf and the Blind (CSDB)</b>							
	(A) School Operations							
	Vehicle Lease Payments		(5,545)	(5,545)				
	Communications Services Payments		(3,446)	(3,446)				
	<b>Colorado School for the Deaf and the Blind Total (HB 08-1283)</b>	-	<b>(8,991)</b>	<b>(8,991)</b>	-	-	-	-
<b>Department of Education Subtotal (HB 08-1283)</b>		-	<b>997,601</b>	<b>24,071</b>	-	<b>13,665</b>	<b>1,008,371</b>	<b>(48,506)</b>
<b>Department Total FY 07-08</b>		-	<b>1,163,717</b>	<b>(53,718,636)</b>	<b>53,742,707</b>	<b>13,665</b>	<b>1,174,487</b>	<b>(48,506)</b>

**Schedule 8**  
**Common Policy Summary**  
**Department of Education**  
**FY 2011-12 Budget Request**  
**November 1, 2010**  
**HEALTH, LIFE AND DENTAL**

Fiscal Year	Total Funds	General Fund	Cash Funds	Cash Funds Exempt / Reappropriated Funds	Federal Funds
<b>FY 2008-2009</b>					
General Department and Program Administration	167,626	97,908	5,779	63,939	
Office of Professional Services	73,199		73,199		
Information Technology Services	56,865	56,865			
SAR & State Data Reporting System	17,742	17,742			
Public School Finance Administration	74,217			74,217	
Expelled and At-risk Student Services Grant Program	12,734	12,734			
Library Programs Administration	50,556	50,556			
School for Deaf and Blind	990,434	990,434			
Unallocated	1,050,425	127,684		43,025	879,716
<b>Total</b>	<b>2,493,798</b>	<b>1,353,923</b>	<b>78,978</b>	<b>181,181</b>	<b>879,716</b>
<b>FY 2009-2010</b>					
General Department and Program Administration	207,459	159,818	6,169	41,472	
Office of Professional Services	78,119		78,119		
Information Technology Services	33,839	33,839			
Longitudinal Analyses of Student Assessment Results	25,710	25,710			
Department Implementation of Section 22-30.5-501 et seq., C.R.S.	45,082			45,082	
Public School Finance Administration	99,839			99,839	
Federal Nutrition Program	15,628	15,628			
Library Programs Administration	97,916	97,916			
School for Deaf and Blind	1,100,010	1,100,010			
Unallocated	957,860	12,030		6,969	938,861
<b>Total</b>	<b>2,661,462</b>	<b>1,444,951</b>	<b>84,288</b>	<b>193,362</b>	<b>938,861</b>

**Schedule 8**  
**Common Policy Summary**  
**Department of Education**  
**FY 2011-12 Budget Request**  
**November 1, 2010**  
**HEALTH, LIFE AND DENTAL**

Fiscal Year	Total Funds	General Fund	Cash Funds	Cash Funds Exempt / Reappropriated Funds	Federal Funds
<b>FY 2010-2011</b>					
General Department and Program Administration	328,055	160,000	6,311	161,744	
Office of Professional Services	89,168		89,168		
Information Technology Services	30,000	30,000			
SAR & State Data Reporting System	25,000	25,000			
Colorado Student Assessment Program	85,090		85,090		
Public School Finance Administration	161,743			161,743	
Division of Public School Capital Construction Assistance	29,358		29,358		
Appropriated Sponsored Programs	989,271				989,271
Library Programs Administration	97,000	97,000			
School for Deaf and Blind	1,067,708	1,067,708			
<b>Total</b>	<b>2,902,393</b>	<b>1,379,708</b>	<b>209,927</b>	<b>323,487</b>	<b>989,271</b>
<b>FY 2011-2012</b>					
Management and Administration	3,131,888	1,466,311	286,685	366,635	1,012,257
<b>Total</b>	<b>3,131,888</b>	<b>1,466,311</b>	<b>286,685</b>	<b>366,635</b>	<b>1,012,257</b>

**Schedule 8**  
**Common Policy Summary**  
**Department of Education**  
**FY 2011-12 Budget Request**  
**November 1, 2010**  
**SHORT-TERM DISABILITY**

Fiscal Year	Total Funds	General Fund	Cash Funds	Cash Funds Exempt / Reappropriated Funds	Federal Funds
<b>FY 2008-2009</b>					
General Department and Program Administration	3,405	2,175	92	1,138	
Office of Professional Services	1,167		1,167		
Information Technology Services	789	789			
SAR & State Data Reporting System	352	352			
Public School Finance Administration	1,444			1,444	
Expelled and At-risk Student Services Grant Program	91	91			
Library Programs Administration	839	839			
School for Deaf and Blind	12,423	12,423			
Unallocated	18,443	2,248		1,129	15,066
<b>Total</b>	<b>38,953</b>	<b>18,917</b>	<b>1,259</b>	<b>3,711</b>	<b>15,066</b>
<b>FY 2009-2010</b>					
General Department and Program Administration	240		240		
Office of Professional Services	3,046		3,046		
Information Technology Services	2,793	2,793			
SAR & State Data Reporting System	4,515	4,515			
Federal Nutrition Program	3,372	3,372			
School for Deaf and Blind	11,165	11,165			
Unallocated	23,245			4,659	18,586
<b>Total</b>	<b>48,376</b>	<b>21,845</b>	<b>3,286</b>	<b>4,659</b>	<b>18,586</b>



**Schedule 8**  
**Common Policy Summary**  
**Department of Education**  
**FY 2011-12 Budget Request**  
**November 1, 2010**  
**SHORT-TERM DISABILITY**

Fiscal Year	Total Funds	General Fund	Cash Funds	Cash Funds Exempt / Reappropriated Funds	Federal Funds
<b>FY 2010-2011</b>					
General Department and Program Administration	7,912	4,910	129	2,873	
Office of Professional Services	1,822		1,822		
Information Technology Services	2,000	2,000			
Colorado Student Assessment Program	1,739		1,739		
Public School Finance Administration	2,872			2,872	
Division of Public School Capital Construction Assistance	600		600		
Appropriated Sponsored Programs	18,478				18,478
School for Deaf and Blind	11,000	11,000			
<b>Total</b>	<b>46,423</b>	<b>17,910</b>	<b>4,290</b>	<b>5,745</b>	<b>18,478</b>
<b>FY 2011-2012</b>					
Management and Administration	56,920	22,748	5,244	7,749	21,179
<b>Total</b>	<b>56,920</b>	<b>22,748</b>	<b>5,244</b>	<b>7,749</b>	<b>21,179</b>

Schedule 8  
Common Policy Summary  
Department of Education  
FY 2011-12 Budget Request  
November 1, 2010

**AED - AMORTIZATION EQUALIZATION DISBURSEMENT**

Fiscal Year	Total Funds	General Fund	Cash Funds	Cash Funds Exempt / Reappropriated Funds	Federal Funds
<b>FY 2008-2009</b>					
General Department and Program Administration	35,259	25,195	1,134	8,930	
Office of Professional Services	14,367		14,367		
Information Technology Services	9,523	9,523			
SAR & State Data Reporting System	4,225	4,225			
Public School Finance Administration	17,231			17,231	
Expelled and At-risk Student Services Grant Program	1,034	1,034			
Library Programs Administration	8,463	8,463			
School for Deaf and Blind	149,712	149,712			
Unallocated	241,678	36,730		19,516	185,432
<b>Total</b>	<b>481,492</b>	<b>234,882</b>	<b>15,501</b>	<b>45,677</b>	<b>185,432</b>
<b>FY 2009-2010</b>					
General Department and Program Administration	3,174		3,174		
Office of Professional Services	40,071		40,071		
SAR & State Data Reporting System	120,485	120,485			
School for Deaf and Blind	167,888	167,888			
Unallocated	311,949			62,531	249,418
<b>Total</b>	<b>643,567</b>	<b>288,373</b>	<b>43,245</b>	<b>62,531</b>	<b>249,418</b>

Schedule 8  
Common Policy Summary  
Department of Education  
FY 2011-12 Budget Request  
November 1, 2010

**AED - AMORTIZATION EQUALIZATION DISBURSEMENT**

Fiscal Year	Total Funds	General Fund	Cash Funds	Cash Funds Exempt / Reappropriated Funds	Federal Funds
<b>FY 2010-2011</b>					
General Department and Program Administration	106,227	60,000	1,986	44,241	
Office of Professional Services	28,063		28,063		
Information Technology Services	21,835	21,835			
Colorado Student Assessment Program	26,780		26,780		
Public School Finance Administration	44,240			44,240	
Division of Public School Capital Construction Assistance	9,240		9,240		
Appropriated Sponsored Programs	284,575				284,575
Library Programs Administration	27,000	27,000			
School for Deaf and Blind	167,000	167,000			
<b>Total</b>	<b>714,960</b>	<b>275,835</b>	<b>66,069</b>	<b>88,481</b>	<b>284,575</b>
<b>FY 2011-2012</b>					
Management and Administration	900,439	359,863	82,950	122,587	335,039
<b>Total</b>	<b>900,439</b>	<b>359,863</b>	<b>82,950</b>	<b>122,587</b>	<b>335,039</b>

Schedule 8  
Common Policy Summary  
Department of Education  
FY 2011-12 Budget Request  
November 1, 2010

**SAED - SUPPLEMENTAL AMORTIZATION EQUALIZATION DISBURSEMENT**

Fiscal Year	Total Funds	General Fund	Cash Funds	Cash Funds Exempt / Reappropriated Funds	Federal Funds
<b>FY 2008-2009</b>					
General Department and Program Administration	19,192	11,857	532	6,803	
Office of Professional Services	6,734		6,734		
Information Technology Services	4,300	4,300			
SAR & State Data Reporting System	1,917	1,917			
Public School Finance Administration	7,799			7,799	
Expelled and At-risk Student Services Grant Program	489	489			
Library Programs Administration	4,432	4,432			
School for Deaf and Blind	67,689	67,689			
Unallocated	108,514	14,784		6,809	86,921
<b>Total</b>	<b>221,066</b>	<b>105,468</b>	<b>7,266</b>	<b>21,411</b>	<b>86,921</b>
<b>FY 2009-2010</b>					
General Department and Program Administration	1,974		1,974		
Office of Professional Services	25,051		25,051		
Information Technology Services	72,207	72,207			
Department Implementation of Section 22-30.5-501 et seq., C.R.S.	10,000			10,000	
School for Deaf and Blind	104,930	104,930			
Unallocated	184,897			29,081	155,816
<b>Total</b>	<b>399,059</b>	<b>177,137</b>	<b>27,025</b>	<b>39,081</b>	<b>155,816</b>

Schedule 8  
Common Policy Summary  
Department of Education  
FY 2011-12 Budget Request  
November 1, 2010

**SAED - SUPPLEMENTAL AMORTIZATION EQUALIZATION DISBURSEMENT**

Fiscal Year	Total Funds	General Fund	Cash Funds	Cash Funds Exempt / Reappropriated Funds	Federal Funds
<b>FY 2010-2011</b>					
General Department and Program Administration	76,937	43,359	1,443	32,135	
Office of Professional Services	20,384		20,384		
Information Technology Services	20,000	20,000			
Colorado Student Assessment Program	19,452		19,452		
Public School Finance Administration	32,135			32,135	
Division of Public School Capital Construction Assistance	6,711		6,711		
Appropriated Sponsored Programs	206,706				206,706
Library Programs Administration	17,000	17,000			
School for Deaf and Blind	120,000	120,000			
<b>Total</b>	<b>519,325</b>	<b>200,359</b>	<b>47,990</b>	<b>64,270</b>	<b>206,706</b>
<b>FY 2011-2012</b>					
Management and Administration	723,567	289,175	66,656	98,508	269,228
<b>Total</b>	<b>723,567</b>	<b>289,175</b>	<b>66,656</b>	<b>98,508</b>	<b>269,228</b>

Schedule 8  
Common Policy Summary  
Department of Education  
FY 2011-12 Budget Request  
November 1, 2010

**SALARY SURVEY ALLOCATIONS**

Fiscal Year	Total Funds	General Fund	Cash Funds	Cash Funds Exempt / Reappropriated Funds	Federal Funds
<b>FY 2008-2009</b>					
General Department and Program Administration	4,619	2,028	2,591		
Office of Professional Services	32,822		32,822		
Information Technology Services	59,483	59,483			
School Accountability Reports and State Data Reporting System	20,880	20,880			
Public School Finance - Administration	20,000			20,000	
Library Programs - Administration	23,871	23,871			
School for Deaf and Blind	348,994	348,994			
Unallocated	520,992	53,748		80,530	386,714
CRS Transfer to Capital Complex and Workers' Compensation per SB09-185, p. 14	12,831	12,831			
<b>Total</b>	<b>1,044,492</b>	<b>521,835</b>	<b>35,413</b>	<b>100,530</b>	<b>386,714</b>
<b>FY 2009-2010</b>					
School for Deaf and Blind	157,279	157,279			
<b>Total</b>	<b>157,279</b>	<b>157,279</b>	-	-	-
<b>FY 2010-2011</b>					
School for Deaf and Blind	-	-			
<b>Total</b>	<b>-</b>	<b>-</b>	-	-	-
<b>FY 2011-2012</b>					
School for Deaf and Blind	-	-			
<b>Total</b>	<b>-</b>	<b>-</b>	-	-	-

Schedule 8  
Common Policy Summary  
Department of Education  
FY 2011-12 Budget Request  
November 1, 2010

**PERFORMANCE-BASED-PAY AWARD ALLOCATIONS**

Fiscal Year	Total Funds	General Fund	Cash Funds	Cash Funds Exempt / Reappropriated Funds	Federal Funds
<b>FY 2008-2009</b>					
General Department and Program Administration	1,092		1,092		
Office of Professional Services	13,836		13,836		
Information Technology Services	17,721	17,721			
School Accountability Reports and State Data Reporting System	4,848	4,848			
Public School Finance - Administration	20,000			20,000	
Library Programs - Administration	5,968	5,968			
School for Deaf and Blind	94,554	94,554			
Unallocated	245,223	42,391		24,261	178,571
<b>Total</b>	<b>403,242</b>	<b>165,482</b>	<b>14,928</b>	<b>44,261</b>	<b>178,571</b>
<b>FY 2009-2010</b>					
Management and Administration	-	-	-	-	-
<b>Total</b>	<b>-</b>	<b>-</b>	<b>-</b>	<b>-</b>	<b>-</b>
<b>FY 2010-2011</b>					
Management and Administration	-	-	-	-	-
<b>Total</b>	<b>-</b>	<b>-</b>	<b>-</b>	<b>-</b>	<b>-</b>
<b>FY 2011-2012</b>					
Management and Administration	-	-	-	-	-
<b>Total</b>	<b>-</b>	<b>-</b>	<b>-</b>	<b>-</b>	<b>-</b>

**Schedule 8**  
**Common Policy Summary**  
**Department of Education**  
**FY 2011-12 Budget Request**  
**November 1, 2010**  
**WORKERS' COMPENSATION**

Fiscal Year	Total Funds	General Fund	Cash Funds	Cash Funds Exempt / Reappropriated Funds	Federal Funds
<b>FY 2008-2009</b>					
Workers' Compensation	254,578	124,851	10,012	19,588	100,127
Total	254,578	124,851	10,012	19,588	100,127
<b>FY 2009-2010</b>					
Workers' Compensation	277,149	126,538	11,625	22,741	116,245
Total	277,149	126,538	11,625	22,741	116,245
<b>FY 2010-2011</b>					
Workers' Compensation	281,151	122,610	34,441	23,729	100,371
Total	281,151	122,610	34,441	23,729	100,371
<b>FY 2011-2012</b>					
Workers' Compensation	340,456	148,473	41,706	28,734	121,543
Total	340,456	148,473	41,706	28,734	121,543



**Schedule 8**  
**Common Policy Summary**  
**Department of Education**  
**FY 2011-12 Budget Request**  
**November 1, 2010**  
**LEGAL SERVICES**

Fiscal Year	Total Funds	General Fund	Cash Funds	Cash Funds Exempt / Reappropriated Funds	Federal Funds
<b>FY 2008-2009</b>					
Management and Administration	219,802	175,454		44,348	
Office of Professional Services	161,869		161,869		
<b>Total</b>	<b>381,671</b>	<b>175,454</b>	<b>161,869</b>	<b>44,348</b>	
<b>FY 2009-2010</b>					
Legal Services for 7,768 Hours	585,499	212,507	248,851	114,002	10,139
<b>Total</b>	<b>585,499</b>	<b>212,507</b>	<b>248,851</b>	<b>114,002</b>	<b>10,139</b>
<b>FY 2010-2011</b>					
Legal Services for 7,568 Hours	557,759	204,169	207,946	133,017	12,627
<b>Total</b>	<b>557,759</b>	<b>204,169</b>	<b>207,946</b>	<b>133,017</b>	<b>12,627</b>
<b>FY 2011-2012</b>					
Legal Services for 7,602 Hours	557,759	204,169	207,946	133,017	12,627
<b>Total</b>	<b>557,759</b>	<b>204,169</b>	<b>207,946</b>	<b>133,017</b>	<b>12,627</b>

Schedule 8  
Common Policy Summary  
Department of Education  
FY 2011-12 Budget Request  
November 1, 2010

**ADMINISTRATIVE LAW JUDGE SERVICES**

Fiscal Year	Total Funds	General Fund	Cash Funds	Cash Funds Exempt / Reappropriated Funds	Federal Funds
<b>FY 2008-2009</b>					
Administrative Law Judge Services	42,623		15,653	26,970	
Total	42,623		15,653	26,970	
<b>FY 2009-2010</b>					
Administrative Law Judge Services	72,864		26,759	46,105	
Total	72,864		26,759	46,105	
<b>FY 2010-2011</b>					
Administrative Law Judge Services	79,754		34,303	45,451	
Total	79,754		34,303	45,451	
<b>FY 2011-2012</b>					
Administrative Law Judge Services	41,457		34,303	7,154	
Total	41,457		34,303	7,154	

Schedule 8  
Common Policy Summary  
Department of Education  
FY 2011-12 Budget Request  
November 1, 2010

**PAYMENT TO RISK MANAGEMENT AND PROPERTY FUNDS**

Fiscal Year	Total Funds	General Fund	Cash Funds	Cash Funds Exempt / Reappropriated Funds	Federal Funds
<b>FY 2008-2009</b>					
Payment to Risk Management and Property Funds	131,213	114,999	5,987	10,227	
Total	131,213	114,999	5,987	10,227	
<b>FY 2009-2010</b>					
Payment to Risk Management and Property Funds	104,085	90,111	5,160	8,814	
Total	104,085	90,111	5,160	8,814	
<b>FY 2010-2011</b>					
Payment to Risk Management and Property Funds	30,477	26,385	1,511	2,581	
Total	30,477	26,385	1,511	2,581	
<b>FY 2011-2012</b>					
Payment to Risk Management and Property Funds	76,294	66,049	3,783	6,462	
Total	76,294	66,049	3,783	6,462	

**Schedule 8**  
**Common Policy Summary**  
**Department of Education**  
**FY 2011-12 Budget Request**  
**November 1, 2010**  
**LEASED SPACE**

Fiscal Year	Total Funds	General Fund	Cash Funds	Cash Funds Exempt / Reappropriated Funds	Federal Funds
<b>FY 2008-2009</b>					
Leased Space	-	-	-	-	-
Total	-	-	-	-	-
<b>FY 2009-2010</b>					
Leased Space	11,500	-	-	11,500	-
Total	11,500	-	-	11,500	-
<b>FY 2010-2011</b>					
Leased Space	11,500	-	-	11,500	-
Total	11,500	-	-	11,500	-
<b>FY 2011-2012</b>					
Leased Space	11,500	-	-	11,500	-
Total	11,500	-	-	11,500	-

**Schedule 8**  
**Common Policy Summary**  
**Department of Education**  
**FY 2011-12 Budget Request**  
**November 1, 2010**

**CAPITOL COMPLEX LEASED SPACE**

Fiscal Year	Total Funds	General Fund	Cash Funds	Cash Funds Exempt / Reappropriated Funds	Federal Funds
<b>FY 2008-2009</b>					
Capitol Complex Leased Space	554,753	179,166	47,383	38,870	289,334
Total	554,753	179,166	47,383	38,870	289,334
<b>FY 2009-2010</b>					
Capitol Complex Leased Space	557,620	162,855	61,860	39,427	293,478
Total	557,620	162,855	61,860	39,427	293,478
<b>FY 2010-2011</b>					
Capitol Complex Leased Space	547,414	107,019	50,417	120,103	269,875
Total	547,414	107,019	50,417	120,103	269,875
<b>FY 2011-2012</b>					
Capitol Complex Leased Space	585,877	114,539	53,959	128,542	288,837
Total	585,877	114,539	53,959	128,542	288,837

Schedule 8  
Common Policy Summary  
Department of Education  
FY 2011-12 Budget Request  
November 1, 2010

**PURCHASE OF SERVICES FROM COMPUTER CENTER**

Fiscal Year	Total Funds	General Fund	Cash Funds	Cash Funds Exempt / Reappropriated Funds	Federal Funds
<b>FY 2008-2009</b>					
Purchase of Services from Computer Center	47,628	47,628			
Total	47,628	47,628			
<b>FY 2009-2010</b>					
Purchase of Services from Computer Center	45,860	45,860			
Total	45,860	45,860			
<b>FY 2010-2011</b>					
Purchase of Services from Computer Center	45,635	45,635			
Total	45,635	45,635			
<b>FY 2011-2012</b>					
Purchase of Services from Computer Center	123,890	123,890			
Total	123,890	123,890			

Schedule 8  
Common Policy Summary  
Department of Education  
FY 2011-12 Budget Request  
November 1, 2010

**MULTIUSE NETWORK PAYMENTS**

Fiscal Year	Total Funds	General Fund	Cash Funds	Cash Funds Exempt / Reappropriated Funds	Federal Funds
<b>FY 2008-2009</b>					
Multiuse Network Payments	35,952	35,952			
Total	35,952	35,952			
<b>FY 2009-2010</b>					
Multiuse Network Payments	35,952	35,952			
Total	35,952	35,952			
<b>FY 2010-2011</b>					
Multiuse Network Payments	-	-			
Total	-	-			
<b>FY 2011-2012</b>					
Multiuse Network Payments	28,303	28,303			
Total	28,303	28,303			

**Schedule 8**  
**Common Policy Summary**  
**Department of Education**  
**FY 2011-12 Budget Request**  
**November 1, 2010**  
**SHIFT DIFFERENTIAL**

Fiscal Year	Total Funds	General Fund	Cash Funds	Cash Funds Exempt / Reappropriated Funds	Federal Funds
<b>FY 2008-2009</b>					
School for Deaf and Blind - Shift Differential	84,932	84,932			
Total	84,932	84,932			
<b>FY 2009-2010</b>					
School for Deaf and Blind - Shift Differential	65,638	65,638			
Total	65,638	65,638			
<b>FY 2010-2011</b>					
School for Deaf and Blind - Shift Differential	65,530	65,530			
Total	65,530	65,530			
<b>FY 2011-2012</b>					
School for Deaf and Blind - Shift Differential	89,571	89,571			
Total	89,571	89,571			



**Schedule 8**  
**Common Policy Summary**  
**Department of Education**  
**FY 2011-12 Budget Request**  
**November 1, 2010**  
**VEHICLE LEASE PAYMENTS**

Fiscal Year	Total Funds	General Fund	Cash Funds	Cash Funds Exempt / Reappropriated Funds	Federal Funds
<b>FY 2008-2009</b>					
School for Deaf and Blind - Vehicle Lease Payments	19,151	19,151			
Total	19,151	19,151			
<b>FY 2009-2010</b>					
School for Deaf and Blind - Vehicle Lease Payments	23,727	23,727			
Total	23,727	23,727			
<b>FY 2010-2011</b>					
School for Deaf and Blind - Vehicle Lease Payments	26,729	26,729			
Total	26,729	26,729			
<b>FY 2011-2012</b>					
School for Deaf and Blind - Vehicle Lease Payments	24,155	24,155			
Total	24,155	24,155			

**Schedule 8  
Common Policy Summary  
Department of Education  
FY 2011-12 Budget Request  
November 1, 2010**

**Schedule 8  
Common Policy Summary  
Department of Education  
FY 2011-12 Budget Request  
November 1, 2010**

<b>FY 2010-2011</b>					
General Department and Program Administration	519,131	268,269	9,869	240,993	-
Office of Professional Services	139,437	-	139,437	-	-
Information Technology Services	73,835	73,835	-	-	-
SAR & State Data Reporting System	25,000	25,000	-	-	-
Colorado Student Assessment Program	133,061	-	133,061	-	-
Public School Finance Administration	240,990	-	-	240,990	-
Division of Public School Capital Construction Assistance	45,909	-	45,909	-	-
Appropriated Sponsored Programs	1,499,030	-	-	-	1,499,030
Library Programs Administration	141,000	141,000	-	-	-
School for Deaf and Blind	1,365,708	1,365,708	-	-	-
<b>Total</b>	<b>4,183,101</b>	<b>1,873,812</b>	<b>328,276</b>	<b>481,983</b>	<b>1,499,030</b>

Schedule 9A: Cash Funds Reports  
Department of Education  
FY 2011-12 Budget Request  
Fund 12L - Reading Services for the Blind Cash Fund  
24-90-105.5, C.R.S. (2008)

Available Liquid Cash Fund Balance	Actual	Actual	Estimated	Requested	Projected
	FY 2008-09	FY 2009-10	FY 2010-11	FY 2011-12	FY 2012-13
<b>Cash in Beginning Fund Balance<sup>1</sup></b>	<b>\$7,281</b>	<b>\$7,456</b>	<b>\$8,166</b>	<b>\$8,876</b>	<b>\$9,586</b>
Actual / anticipated accounts receivable collections	\$0	\$0	\$0	\$0	\$0
Actual / anticipated fees collections	\$0	\$0	\$0	\$0	\$0
Actual / anticipated cash transferred in	\$250,175	\$250,710	\$250,710	\$250,710	\$250,710
Actual / anticipated other noncash assets converted to cash <sup>2</sup>	\$0	\$0	\$0	\$0	\$0
<b>Actual / Anticipated Cash Inflow During Fiscal Year</b>	<b>\$250,175</b>	<b>\$250,710</b>	<b>\$250,710</b>	<b>\$250,710</b>	<b>\$250,710</b>
Actual / appropriated / projected cash expenditures	\$250,000	\$250,000	\$250,000	\$250,000	\$250,000
Actual / anticipated cash used to pay short-term liabilities	\$0	\$0	\$0	\$0	\$0
Actual / anticipated nonappropriated debit service payments	\$0	\$0	\$0	\$0	\$0
Actual / anticipated nonappropriated loan issuances	\$0	\$0	\$0	\$0	\$0
Actual / anticipated other uses of cash <sup>3</sup>	\$0	\$0	\$0	\$0	\$0
<b>Actual / Appropriated Cash Outflow During Fiscal Year</b>	<b>\$250,000</b>	<b>\$250,000</b>	<b>\$250,000</b>	<b>\$250,000</b>	<b>\$250,000</b>
<b>Available Liquid Fund Balance Prior to New Requests</b>	<b>\$7,456</b>	<b>\$8,166</b>	<b>\$8,876</b>	<b>\$9,586</b>	<b>\$10,296</b>
Decision Item #1 - "Sample A"	N/A	N/A	\$0	\$0	\$0
Decision Item #2 - "Sample B"	N/A	N/A	\$0	\$0	\$0
<b>Change Requests Using Liquid Assets</b>	<b>N/A</b>	<b>N/A</b>	<b>\$0</b>	<b>\$0</b>	<b>\$0</b>
<b>Actual / Anticipated Liquid Fund Balance</b>	<b>\$7,456</b>	<b>\$8,166</b>	<b>\$8,876</b>	<b>\$9,586</b>	<b>\$10,296</b>

1 - Include only cash - exclude all other assets such as, receivables, investments, prepaids, capital assets, accumulated depreciation, and all short-term and long-term liabilities

2 - Includes sales of capital assets, sales of investments, collections of loans, etc.

3 - Includes nonappropriated purchases of capital assets and investments, new prepaid expense recorded, etc.

Schedule 9A: Cash Funds Reports  
 Department of Education  
 FY 2011-12 Budget Request  
 Fund 12L - Reading Services for the Blind Cash Fund  
 24-90-105.5, C.R.S. (2008)

Fee Levels (if applicable)	Actual	Actual	Estimated	Request	Projected
	FY 2008-09	FY 2009-10	FY 2010-11	FY 2011-12	FY 2012-13
1. Fee Name	N/A	N/A	N/A	N/A	N/A
2. Fee Name	N/A	N/A	N/A	N/A	N/A
3. Fee Name	N/A	N/A	N/A	N/A	N/A
Cash Fund Reserve Balance <sup>1</sup>	Actual	Actual	Estimated	Request	Projected
	FY 2008-09	FY 2009-10	FY 2010-11	FY 2011-12	FY 2012-13
Uncommitted Fee Reserve Balance (total reserve balance minus exempt assets and previously appropriated funds; calculated based on % of revenue from fees)	\$7,456	\$8,166	\$8,876	\$9,586	\$10,296
Target/Alternative Fee Reserve Balance (amount set in statute or 16.5% of total expenses)	\$41,250	\$41,250	\$41,250	\$41,250	\$41,250
<b>Excess Uncommitted Fee Reserve Balance</b>	<b>(\$33,794)</b>	<b>(\$33,084)</b>	<b>(\$32,374)</b>	<b>(\$31,664)</b>	<b>(\$30,954)</b>
Assessment of Potential for Compliance (check all that apply)	<input checked="" type="checkbox"/> Already in Compliance <input type="checkbox"/> Statute Change <sup>2</sup> <input type="checkbox"/> Planned Fee Reduction <sup>2</sup> <input type="checkbox"/> Planned One-time Expenditure(s) <sup>1</sup> <input type="checkbox"/> Planned Ongoing Expenditure(s) <sup>2</sup> <input type="checkbox"/> Waiver <sup>3</sup>				

1. This section is not required for funds outlined in 24-75-402 (5), C.R.S. (2007)
2. If plan is needed to meet compliance deadline, attach Form 9.B.
3. If pursuing a waiver, attach Form 9.C.

Cash Fund Narrative Information	
Purpose/Background of Fund	The purpose of the fund is to support privately operated reading services to enable those persons who cannot effectively read newspapers or other printed documents to gain access to such otherwise inaccessible print materials. The state librarian has the authority to administer funds in the reading services for the blind cash fund for the support of privately operated reading services.
Fee Sources	None.
Non-Fee Sources	The General Assembly annually appropriates money out of the Colorado Disabled Telephone Users Fund (which consists of surcharges paid on telephone access lines provided by local exchange companies) to the Reading Services for the Blind Cash Fund.
Long Bill Groups Supported by Fund	(3) Library Programs - Reading Services for the Blind
Non-appropriated Fund Obligations	None.
Statutory or Other Restriction on Use of Fund	The fund is for use by the State Librarian in support of privately operated reading services for the blind.
Revenue Drivers	Annual appropriation by the General Assembly.
Expenditure Drivers	Annual appropriation by the General Assembly.
Explanation of any Long-term Liability Funding Requirements	None.

Schedule 9A: Cash Funds Reports  
 Department of Education  
 FY 2011-12 Budget Request  
 Fund 12L - Reading Services for the Blind Cash Fund  
 24-90-105.5, C.R.S. (2008)

Fund Expenditures Line Item Detail	Actual	Actual	Estimated	Request	Projected
	FY 2008-09	FY 2009-10	FY 2010-11	FY 2011-12	FY 2012-13
<b>(3) Library Programs</b>					
Reading Services for the Blind	\$250,000	\$250,000	\$250,000	\$250,000	\$250,000
Decision Item # (*) and Title	N/A	N/A	N/A	N/A	N/A
Division Subtotal	\$250,000	\$250,000	\$250,000	\$250,000	\$250,000
<b>TOTAL</b>	<b>\$250,000</b>	<b>\$250,000</b>	<b>\$250,000</b>	<b>\$250,000</b>	<b>\$250,000</b>

Schedule 9A: Cash Funds Reports  
Department of Education  
FY 2011-12 Budget Request  
Fund 13J - Read-to-Achieve Cash Fund  
22-7-506(4), C.R.S. (2008)

Available Liquid Cash Fund Balance	Actual	Actual	Estimated	Requested	Projected
	FY 2008-09	FY 2009-10	FY 2010-11	FY 2011-12	FY 2012-13
<b>Cash in Beginning Fund Balance<sup>1</sup></b>	<b>\$4,045,303</b>	<b>\$3,663,108</b>	<b>\$2,511,562</b>	<b>\$813,156</b>	<b>\$0</b>
Actual / anticipated accounts receivable collections	\$0				
Actual / anticipated fees collections	\$0				
Actual / anticipated cash transferred in	\$5,536,687	\$5,252,097	\$4,801,594	\$4,389,617	\$4,012,988
Actual / anticipated other noncash assets converted to cash <sup>2</sup>	\$0				
<b>Actual / Anticipated Cash Inflow During Fiscal Year</b>	<b>\$5,536,687</b>	<b>\$5,252,097</b>	<b>\$4,801,594</b>	<b>\$4,389,617</b>	<b>\$4,012,988</b>
Actual / appropriated / projected cash expenditures	\$5,918,882	\$6,403,643	\$6,500,000	\$5,202,773	\$4,012,988
Actual / anticipated cash used to pay short-term liabilities	\$0	\$0	\$0	\$0	\$0
Actual / anticipated nonappropriated debit service payments	\$0	\$0	\$0	\$0	\$0
Actual / anticipated nonappropriated loan issuances	\$0	\$0	\$0	\$0	\$0
Actual / anticipated other uses of cash <sup>3</sup>	\$0	\$0	\$0	\$0	\$0
<b>Actual / Appropriated Cash Outflow During Fiscal Year</b>	<b>\$5,918,882</b>	<b>\$6,403,643</b>	<b>\$6,500,000</b>	<b>\$5,202,773</b>	<b>\$4,012,988</b>
<b>Available Liquid Fund Balance Prior to New Requests</b>	<b>\$3,663,108</b>	<b>\$2,511,562</b>	<b>\$813,156</b>	<b>\$0</b>	<b>\$0</b>
Decision Item #1 - "Sample A"	N/A	N/A	\$0	\$0	\$0
Decision Item #2 - "Sample B"	N/A	N/A	\$0	\$0	\$0
<b>Change Requests Using Liquid Assets</b>	<b>N/A</b>	<b>N/A</b>	<b>\$0</b>	<b>\$0</b>	<b>\$0</b>
<b>Actual / Anticipated Liquid Fund Balance</b>	<b>\$3,663,108</b>	<b>\$2,511,562</b>	<b>\$813,156</b>	<b>\$0</b>	<b>\$0</b>

1 - Include only cash - exclude all other assets such as, receivables, investments, prepaids, capital assets, accumulated depreciation, and all short-term and long-term liabilities

2 - Includes sales of capital assets, sales of investments, collections of loans, etc.

3 - Includes nonappropriated purchases of capital assets and investments, new prepaid expense recorded, etc.

Fee Levels (if applicable)	Actual	Actual	Estimated	Request	Projected
	FY 2008-09	FY 2009-10	FY 2010-11	FY 2011-12	FY 2012-13
1. Fee Name	N/A	N/A	N/A	N/A	N/A
2. Fee Name	N/A	N/A	N/A	N/A	N/A
3. Fee Name	N/A	N/A	N/A	N/A	N/A

Schedule 9A: Cash Funds Reports  
 Department of Education  
 FY 2011-12 Budget Request  
 Fund 13J - Read-to-Achieve Cash Fund  
 22-7-506(4), C.R.S. (2008)

Cash Fund Reserve Balance <sup>1</sup>	Actual	Actual	Estimated	Request	Projected
	FY 2008-09	FY 2009-10	FY 2010-11	FY 2011-12	FY 2012-13
Uncommitted Fee Reserve Balance (total reserve balance minus exempt assets and previously appropriated funds; calculated based on % of revenue from fees)	N/A	N/A	N/A	N/A	N/A
Target/Alternative Fee Reserve Balance (amount set in statute or 16.5% of total expenses)	N/A	N/A	N/A	N/A	N/A
<b>Excess Uncommitted Fee Reserve Balance</b>	<b>N/A</b>	<b>N/A</b>	<b>N/A</b>	<b>N/A</b>	<b>N/A</b>
Assessment of Potential for Compliance (check all that apply)	X Already in Compliance    ___ Statute Change <sup>2</sup> ___ Planned Fee Reduction <sup>2</sup>				
	___ Planned One-time Expenditure(s) <sup>1</sup> ___ Planned Ongoing Expenditure(s) <sup>2</sup> ___ Waiver <sup>3</sup>				

1. This section is not required for funds outlined in 24-75-402 (5), C.R.S. (2007)
2. If plan is needed to meet compliance deadline, attach Form 9.B.
3. If pursuing a waiver, attach Form 9.C.

Cash Fund Narrative Information	
Purpose/Background of Fund	Pursuant to 22-7-901 through 22-7-908, C.R.S., moneys in the cash fund shall be used to provide grants to schools to provide intensive literacy services for eligible kindergarten through third grade students. Funded activities may include, but need not be limited to: reading academies operated as schools within schools; after-school literacy programs; summer school clinics; one-on-one or group tutoring services; and extended day reading programs. In addition, no more than 3% of the moneys appropriated to the cash fund may be used for the expenses incurred by the Read-to-Achieve Board in administering the program.
Fee Sources	None.
Non-Fee Sources	Deposits from the Tobacco Litigation Cash Fund as appropriated by the general assembly each fiscal year (5%, not to exceed \$8 million) and interest generated by these moneys.
Long Bill Groups Supported by Fund	(2) Assistance to Public Schools, (C) Grant Programs and Other Distributions - Read-to-Achieve Program.
Non-appropriated Fund Obligations	None.



Schedule 9A: Cash Funds Reports  
 Department of Education  
 FY 2011-12 Budget Request  
 Fund 13J - Read-to-Achieve Cash Fund  
 22-7-506(4), C.R.S. (2008)

Statutory or Other Restriction on Use of Fund	The Read-to-Achieve cash fund was created in 22-7-908, C.R.S. Subject to appropriation by the general assembly, moneys in the cash fund shall be used to provide grants to schools. Any moneys not provided as grants to schools may be invested by the State Treasurer as provided in section 24-36-113, C.R.S. All interest derived from the deposit and investment of moneys in the cash fund shall be credited to the cash fund. Any amount remaining in the cash fund at the end of any fiscal year shall remain in the case fund and shall not be credited or transferred to the General Fund or to any other fund. No more than three percent of the moneys appropriated from the cash fund may be used for the expenses incurred by the Read-to-Achieve Board in administering the grant program. If the Read-to-Achieve Board is unable to administer this program with authorized personnel, the Read-to-Achieve Board may contract with private sources for such services. Except as otherwise provided in section 24-75-1104.5 (1)(h), C.R.S., beginning with the 2007-08 fiscal year, and for each fiscal year thereafter so long as the state receives moneys pursuant to the Master Settlement Agreement, the State treasurer shall the State treasurer shall annually transfer to the cash fund five percent of the amount of moneys received by the State in accordance with the Master Settlement Agreement, other than attorney fees and costs, for the preceding fiscal year; except that the amount so transferred to the cash fund in any fiscal year shall not exceed eight million dollars. (22-7-908 (1), 22-7-908 (2), 22-7-908 (3), and 24-75-1104.5, C.R.S.)
Revenue Drivers	Revenue is deposited into the cash fund according to the Master Settlement Agreement as appropriated by the general assembly. This funding stream will eventually end (projected to be 2025). Throughout the duration of the program, the cash fund has seen a consistent decline in the amount of moneys appropriated by the general assembly.
Expenditure Drivers	Distribution of moneys to schools, administration of the program, Tobacco Oversight costs (to CDPHE), Audit/Sunset Review billing, and BOCES Grant Writing costs (1% of appropriation each year).
Explanation of any Long-term Liability Funding Requirements	None.

Fund Expenditures Line Item Detail	Actual	Actual	Estimated	Request	Projected
	FY 2008-09	FY 2009-10	FY 2010-11	FY 2011-12	FY 2012-13
<b>(2) Assistance to Public Schools, (C) Grant Programs, Distributions, and Other Assistance</b>					
Personal Services	\$107,006	\$69,812	\$87,154	\$87,154	\$87,154
Purchased Services	\$0	\$14,968	\$15,000	\$15,000	\$15,000
Operating	\$1,400	\$1,886	\$2,000	\$2,000	\$2,000
Travel	\$1,818	\$3,405	\$4,000	\$4,000	\$4,000
Intergovernmental Payments	\$5,804,998	\$4,309,724	\$6,387,846	\$5,090,619	\$3,900,834
Transfers	\$3,660	\$2,003,848	\$4,000	\$4,000	\$4,000
Decision Item # (*) and Title	N/A	N/A	N/A	N/A	N/A
Division Subtotal	\$5,918,882	\$6,403,643	\$6,500,000	\$5,202,773	\$4,012,988
<b>TOTAL</b>	<b>\$5,918,882</b>	<b>\$6,403,643</b>	<b>\$6,500,000</b>	<b>\$5,202,773</b>	<b>\$4,012,988</b>

Schedule 9A: Cash Funds Reports  
Department of Education  
FY 2011-12 Budget Request  
Fund 13W - School Construction and Renovation Fund  
22-43.7-103, C.R.S. (2008)

Available Liquid Cash Fund Balance	Actual	Actual	Estimated	Requested	Projected
	FY 2008-09	FY 2009-10	FY 2010-11	FY 2011-12	FY 2012-13
<b>Cash in Beginning Fund Balance<sup>1</sup></b>	<b>\$17,740,885</b>	<b>\$0</b>	<b>\$0</b>	<b>\$0</b>	<b>\$0</b>
Actual / anticipated accounts receivable collections	\$0	\$0	\$0	\$0	\$0
Actual / anticipated fees collections	\$0	\$0	\$0	\$0	\$0
Actual / anticipated cash transferred in	\$0	\$0	\$0	\$0	\$0
Actual / anticipated other noncash assets converted to cash <sup>2</sup>	\$0	\$0	\$0	\$0	\$0
<b>Actual / Anticipated Cash Inflow During Fiscal Year</b>	<b>\$0</b>	<b>\$0</b>	<b>\$0</b>	<b>\$0</b>	<b>\$0</b>
Actual / appropriated / projected cash expenditures	\$17,740,885		\$0	\$0	\$0
Actual / anticipated cash used to pay short-term liabilities	\$0	\$0	\$0	\$0	\$0
Actual / anticipated nonappropriated debit service payments	\$0	\$0	\$0	\$0	\$0
Actual / anticipated nonappropriated loan issuances	\$0	\$0	\$0	\$0	\$0
Actual / anticipated other uses of cash <sup>3</sup>	\$0	\$0	\$0	\$0	\$0
<b>Actual / Appropriated Cash Outflow During Fiscal Year</b>	<b>\$17,740,885</b>	<b>\$0</b>	<b>\$0</b>	<b>\$0</b>	<b>\$0</b>
<b>Available Liquid Fund Balance Prior to New Requests</b>	<b>\$0</b>	<b>\$0</b>	<b>\$0</b>	<b>\$0</b>	<b>\$0</b>
Decision Item #1 - "Sample A"	N/A	N/A	\$0	\$0	\$0
Decision Item #2 - "Sample B"	N/A	N/A	\$0	\$0	\$0
<b>Change Requests Using Liquid Assets</b>	<b>N/A</b>	<b>N/A</b>	<b>\$0</b>	<b>\$0</b>	<b>\$0</b>
<b>Actual / Anticipated Liquid Fund Balance</b>	<b>\$0</b>	<b>\$0</b>	<b>\$0</b>	<b>\$0</b>	<b>\$0</b>

1 - Include only cash - exclude all other assets such as, receivables, investments, prepaids, capital assets, accumulated depreciation, and all short-term and long-term liabilities

2 - Includes sales of capital assets, sales of investments, collections of loans, etc.

3 - Includes nonappropriated purchases of capital assets and investments, new prepaid expense recorded, etc.

Fee Levels (if applicable)	Actual	Actual	Estimated	Request	Projected
	FY 2008-09	FY 2009-10	FY 2010-11	FY 2011-12	FY 2012-13
1. Fee Name	N/A	N/A	N/A	N/A	N/A
2. Fee Name	N/A	N/A	N/A	N/A	N/A
3. Fee Name	N/A	N/A	N/A	N/A	N/A

Schedule 9A: Cash Funds Reports  
 Department of Education  
 FY 2011-12 Budget Request  
 Fund 13W - School Construction and Renovation Fund  
 22-43.7-103, C.R.S. (2008)

Cash Fund Reserve Balance <sup>1</sup>	Actual	Actual	Estimated	Request	Projected
	FY 2008-09	FY 2009-10	FY 2010-11	FY 2011-12	FY 2012-13
Uncommitted Fee Reserve Balance (total reserve balance minus exempt assets and previously appropriated funds; calculated based on % of revenue from fees)	N/A	N/A	N/A	N/A	N/A
Target/Alternative Fee Reserve Balance (amount set in statute or 16.5% of total expenses)	N/A	N/A	N/A	N/A	N/A
<b>Excess Uncommitted Fee Reserve Balance</b>	<b>N/A</b>	<b>N/A</b>	<b>N/A</b>	<b>N/A</b>	<b>N/A</b>
Assessment of Potential for Compliance (check all that apply)	X Already in Compliance    ___ Statute Change <sup>2</sup> ___ Planned Fee Reduction <sup>2</sup> ___ Planned One-time Expenditure(s) <sup>1</sup> ___ Planned Ongoing Expenditure(s) <sup>2</sup> ___ Waiver <sup>3</sup>				

1. This section is not required for funds outlined in 24-75-402 (5), C.R.S.
2. If plan is needed to meet compliance deadline, attach Form 9.B.
3. If pursuing a waiver, attach Form 9.C.

Cash Fund Narrative Information					
Purpose/Background of Fund	This Fund was eliminated per 22-43.7-101 through 22-43.7-103, C.R.S and the Public School Capital Construction Assistance Fund was created in Fiscal Year 2008-09. See Schedule 9 for Cash Fund 22 A for Narrative Information.				
Fee Sources	None.				
Non-Fee Sources					
Long Bill Groups Supported by Fund					
Non-appropriated Fund Obligations	None.				
Statutory or Other Restriction on Use of Fund					
Revenue Drivers					
Expenditure Drivers					
Explanation of any Long-term Liability Funding Requirements	None.				

Fund Expenditures Line Item Detail	Actual	Actual	Estimated	Request	Projected
	FY 2008-09	FY 2009-10	FY 2010-11	FY 2011-12	FY 2012-13
<b>(2) Assistance to Public Schools, (C) Grant Programs, Distributions, and Other Assistance</b>					
School Construction and Renovation Fund	\$17,740,885	\$0	\$0	\$0	\$0
Decision Item # (*) and Title	N/A	N/A	N/A	N/A	N/A
Division Subtotal	\$17,740,885	\$0	\$0	\$0	\$0
<b>TOTAL</b>	<b>\$17,740,885</b>	<b>\$0</b>	<b>\$0</b>	<b>\$0</b>	<b>\$0</b>

Schedule 9A: Cash Funds Reports  
 Department of Education  
 FY 2011-12 Budget Request  
 Fund 15P - Family Literacy Education Fund  
 22-2-124, C.R.S. (2008)

Available Liquid Cash Fund Balance	Actual	Actual	Estimated	Requested	Projected
	FY 2008-09	FY 2009-10	FY 2010-11	FY 2011-12	FY 2012-13
<b>Cash in Beginning Fund Balance<sup>1</sup></b>	<b>\$30,220</b>	<b>\$34,082</b>	<b>\$967</b>	<b>\$967</b>	<b>\$967</b>
Actual / anticipated accounts receivable collections	\$0	\$0	\$0	\$0	\$0
Actual / anticipated fees collections	\$0	\$0	\$0	\$0	\$0
Actual / anticipated cash transferred in	\$203,862	\$760	\$0	\$0	\$0
Actual / anticipated other noncash assets converted to cash <sup>2</sup>	\$0	\$0	\$0	\$0	\$0
<b>Actual / Anticipated Cash Inflow During Fiscal Year</b>	<b>\$203,862</b>	<b>\$760</b>	<b>\$0</b>	<b>\$0</b>	<b>\$0</b>
Actual / appropriated / projected cash expenditures	\$200,000	\$33,875	\$0	\$0	\$0
Actual / anticipated cash used to pay short-term liabilities	\$0	\$0	\$0	\$0	\$0
Actual / anticipated nonappropriated debit service payments	\$0	\$0	\$0	\$0	\$0
Actual / anticipated nonappropriated loan issuances	\$0	\$0	\$0	\$0	\$0
Actual / anticipated other uses of cash <sup>3</sup>	\$0	\$0	\$0	\$0	\$0
<b>Actual / Appropriated Cash Outflow During Fiscal Year</b>	<b>\$200,000</b>	<b>\$33,875</b>	<b>\$0</b>	<b>\$0</b>	<b>\$0</b>
<b>Available Liquid Fund Balance Prior to New Requests</b>	<b>\$34,082</b>	<b>\$967</b>	<b>\$967</b>	<b>\$967</b>	<b>\$967</b>
Decision Item #1 - "Sample A"	N/A	N/A	\$0	\$0	\$0
Decision Item #2 - "Sample B"	N/A	N/A	\$0	\$0	\$0
<b>Change Requests Using Liquid Assets</b>	<b>N/A</b>	<b>N/A</b>	<b>\$0</b>	<b>\$0</b>	<b>\$0</b>
<b>Actual / Anticipated Liquid Fund Balance</b>	<b>\$34,082</b>	<b>\$967</b>	<b>\$967</b>	<b>\$967</b>	<b>\$967</b>

1 - Include only cash - exclude all other assets such as, receivables, investments, prepaids, capital assets, accumulated depreciation, and all short-term and long-term liabilities

2 - Includes sales of capital assets, sales of investments, collections of loans, etc.

3 - Includes nonappropriated purchases of capital assets and investments, new prepaid expense recorded, etc.

Fee Levels (if applicable)	Actual	Actual	Estimated	Request	Projected
	FY 2008-09	FY 2009-10	FY 2010-11	FY 2011-12	FY 2012-13
1. Fee Name	N/A	N/A	N/A	N/A	N/A
2. Fee Name	N/A	N/A	N/A	N/A	N/A
3. Fee Name	N/A	N/A	N/A	N/A	N/A

Schedule 9A: Cash Funds Reports  
 Department of Education  
 FY 2011-12 Budget Request  
 Fund 15P - Family Literacy Education Fund  
 22-2-124, C.R.S. (2008)

Cash Fund Reserve Balance <sup>1</sup>	Actual	Actual	Estimated	Request	Projected
	FY 2008-09	FY 2009-10	FY 2010-11	FY 2011-12	FY 2012-13
Uncommitted Fee Reserve Balance (total reserve balance minus exempt assets and previously appropriated funds; calculated based on % of revenue from fees)	N/A	N/A	N/A	N/A	N/A
Target/Alternative Fee Reserve Balance (amount set in statute or 16.5% of total expenses)	N/A	N/A	N/A	N/A	N/A
<b>Excess Uncommitted Fee Reserve Balance</b>	<b>N/A</b>	<b>N/A</b>	<b>N/A</b>	<b>N/A</b>	<b>N/A</b>
Assessment of Potential for Compliance (check all that apply)	<input checked="" type="checkbox"/> Already in Compliance              ___ Statute Change <sup>2</sup> ___ Planned Fee Reduction <sup>2</sup> ___ Planned One-time Expenditure(s) <sup>1</sup> ___ Planned Ongoing Expenditure(s) <sup>2</sup> ___ Waiver <sup>3</sup>				

1. This section is not required for funds outlined in 24-75-402 (5), C.R.S. (2007)
2. If plan is needed to meet compliance deadline, attach Form 9.B.
3. If pursuing a waiver, attach Form 9.C.

Cash Fund Narrative Information	
Purpose/Background of Fund	House Bill 02-1302 established the Family Literacy Grant Program through which school districts, community colleges, libraries, and other organizations may receive funding to provide family literacy education, adult literacy education, and English language literacy education services.
Fee Sources	None.
Non-Fee Sources	Gifts, grants, donations.
Long Bill Groups Supported by Fund	(2) Assistance to Public Schools (C) Grant Programs and Other Distributions
Non-appropriated Fund Obligations	None.
Statutory or Other Restriction on Use of Fund	Funding of Family Literacy Grant Program through which school districts, community colleges, libraries, and other organizations may receive funding to provide family literacy education, adult literacy education, and English language literacy education services.
Revenue Drivers	Gifts, Grants, and donations.
Expenditure Drivers	Number of grants provided to school districts, community colleges, libraries, and other organizations
Explanation of any Long-term Liability Funding Requirements	None.

Schedule 9A: Cash Funds Reports  
 Department of Education  
 FY 2011-12 Budget Request  
 Fund 15P - Family Literacy Education Fund  
 22-2-124, C.R.S. (2008)

Fund Expenditures Line Item Detail	Actual	Actual	Estimated	Request	Projected
	FY 2008-09	FY 2009-10	FY 2010-11	FY 2011-12	FY 2012-13
<b>(2) Assistance to Public Schools, (C) Grant Programs, Distributions, and Other Assistance</b>					
Family Literacy Education Grant Program	\$200,000	\$33,875	\$0	\$0	\$0
Decision Item # (*) and Title	N/A	N/A	N/A	N/A	N/A
Division Subtotal	\$200,000	\$33,875	\$0	\$0	\$0
<b>TOTAL</b>	<b>\$200,000</b>	<b>\$33,875</b>	<b>\$0</b>	<b>\$0</b>	<b>\$0</b>

Schedule 9A: Cash Funds Reports  
Department of Education  
FY 2011-12 Budget Request  
Fund 17H - Public School Contingency Reserve  
22-54-117(1), C.R.S. (2008)

Available Liquid Cash Fund Balance	Actual	Actual	Estimated	Requested	Projected
	FY 2008-09	FY 2009-10	FY 2010-11	FY 2011-12	FY 2012-13
<b>Cash in Beginning Fund Balance <sup>1</sup></b>	<b>\$4,614,740</b>	<b>\$148,259</b>	<b>\$1,476,832</b>	<b>\$1,476,832</b>	<b>\$1,476,832</b>
Actual / anticipated accounts receivable collections	\$0	\$0	\$0	\$0	\$0
Actual / anticipated fees collections	\$0	\$0	\$0	\$0	\$0
Actual / anticipated cash transferred in	\$148,259	\$1,458,726	\$500,000	\$500,000	\$500,000
Actual / anticipated other noncash assets converted to cash <sup>2</sup>	\$0	\$0	\$0	\$0	\$0
<b>Actual / Anticipated Cash Inflow During Fiscal Year</b>	<b>\$148,259</b>	<b>\$1,458,726</b>	<b>\$500,000</b>	<b>\$500,000</b>	<b>\$500,000</b>
Actual / appropriated / projected cash expenditures	\$4,614,740	\$130,153	\$500,000	\$500,000	\$500,000
Actual / anticipated cash used to pay short-term liabilities	\$0	\$0	\$0	\$0	\$0
Actual / anticipated nonappropriated debit service payments	\$0	\$0	\$0	\$0	\$0
Actual / anticipated nonappropriated loan issuances	\$0	\$0	\$0	\$0	\$0
Actual / anticipated other uses of cash <sup>3</sup>	\$0	\$0	\$0	\$0	\$0
<b>Actual / Appropriated Cash Outflow During Fiscal Year</b>	<b>\$4,614,740</b>	<b>\$130,153</b>	<b>\$500,000</b>	<b>\$500,000</b>	<b>\$500,000</b>
<b>Available Liquid Fund Balance Prior to New Requests</b>	<b>\$148,259</b>	<b>\$1,476,832</b>	<b>\$1,476,832</b>	<b>\$1,476,832</b>	<b>\$1,476,832</b>
Decision Item #1 - "Sample A"	N/A	N/A	\$0	\$0	\$0
Decision Item #2 - "Sample B"	N/A	N/A	\$0	\$0	\$0
<b>Change Requests Using Liquid Assets</b>	<b>N/A</b>	<b>N/A</b>	<b>\$0</b>	<b>\$0</b>	<b>\$0</b>
<b>Actual / Anticipated Liquid Fund Balance</b>	<b>\$148,259</b>	<b>\$1,476,832</b>	<b>\$1,476,832</b>	<b>\$1,476,832</b>	<b>\$1,476,832</b>

1 - Include only cash - exclude all other assets such as, receivables, investments, prepaids, capital assets, accumulated depreciation, and all short-term and long-term liabilities

2 - Includes sales of capital assets, sales of investments, collections of loans, etc.

3 - Includes nonappropriated purchases of capital assets and investments, new prepaid expense recorded, etc.

Fee Levels (if applicable)	Actual	Actual	Estimated	Request	Projected
	FY 2008-09	FY 2009-10	FY 2010-11	FY 2011-12	FY 2012-13
1. Fee Name	N/A	N/A	N/A	N/A	N/A
2. Fee Name	N/A	N/A	N/A	N/A	N/A
3. Fee Name	N/A	N/A	N/A	N/A	N/A

Schedule 9A: Cash Funds Reports  
 Department of Education  
 FY 2011-12 Budget Request  
 Fund 17H - Public School Contingency Reserve  
 22-54-117(1), C.R.S. (2008)

Cash Fund Reserve Balance <sup>1</sup>	Actual	Actual	Estimated	Request	Projected
	FY 2008-09	FY 2009-10	FY 2010-11	FY 2011-12	FY 2012-13
Uncommitted Fee Reserve Balance (total reserve balance minus exempt assets and previously appropriated funds; calculated based on % of revenue from fees)	N/A	N/A	N/A	N/A	N/A
Target/Alternative Fee Reserve Balance (amount set in statute or 16.5% of total expenses)	N/A	N/A	N/A	N/A	N/A
<b>Excess Uncommitted Fee Reserve Balance</b>	<b>N/A</b>	<b>N/A</b>	<b>N/A</b>	<b>N/A</b>	<b>N/A</b>
Assessment of Potential for Compliance (check all that apply)	<input checked="" type="checkbox"/> Already in Compliance <input type="checkbox"/> Statute Change <sup>2</sup> <input type="checkbox"/> Planned Fee Reduction <sup>2</sup> <input type="checkbox"/> Planned One-time Expenditure(s) <sup>1</sup> <input type="checkbox"/> Planned Ongoing Expenditure(s) <sup>2</sup> <input type="checkbox"/> Waiver <sup>3</sup>				

1. This section is not required for funds outlined in 24-75-402 (5), C.R.S. (2007)
2. If plan is needed to meet compliance deadline, attach Form 9.B.
3. If pursuing a waiver, attach Form 9.C.

Cash Fund Narrative Information	
Purpose/Background of Fund	Pursuant to Section 22-54-117 (1) and (4), C.R.S. the State Board is authorized to approve payments from the Contingency Reserve to assist school districts under specific financial emergencies and financial burdens. A full list of circumstances can be found at 22-54-117(1)(a-f) & 22-54-117(4) C.R.S.
Fee Sources	None.
Non-Fee Sources	Appropriations from the General Assembly. The last GF appropriation to the fund was in FY 2002-03. The most recent contributions to the fund have come from reimbursements from Denver Public Schools.
Long Bill Groups Supported by Fund	(2) Assistance to Public Schools (C) Grant Programs and Other Distributions
Non-appropriated Fund Obligations	None.
Statutory or Other Restriction on Use of Fund	The fund can only be allocated to school districts by the State Board of Education when the specific circumstances in 22-54-117(1)(a-f) & 22-54-117(4) C.R.S. are met.
Revenue Drivers	Annual appropriation by the General Assembly.
Expenditure Drivers	The need to distribute funds to districts for specific financial emergencies and financial burdens.
Explanation of any Long-term Liability Funding Requirements	None.



Schedule 9A: Cash Funds Reports  
 Department of Education  
 FY 2011-12 Budget Request  
 Fund 17H - Public School Contingency Reserve  
 22-54-117(1), C.R.S. (2008)

Fund Expenditures Line Item Detail	Actual	Actual	Estimated	Request	Projected
	FY 2008-09	FY 2009-10	FY 2010-11	FY 2011-12	FY 2012-13
<b>(2) Assistance to Public Schools, (C) Grant Programs, Distributions, and Other Assistance</b>					
Contingency Reserve Fund	\$4,614,740	\$130,153	\$500,000	\$500,000	\$500,000
Decision Item # (*) and Title	N/A	N/A	N/A	N/A	N/A
Division Subtotal	\$4,614,740	\$130,153	\$500,000	\$500,000	\$500,000
<b>TOTAL</b>	<b>\$4,614,740</b>	<b>\$130,153</b>	<b>\$500,000</b>	<b>\$500,000</b>	<b>\$500,000</b>

Schedule 9A: Cash Funds Reports  
 Department of Education  
 FY 2011-12 Budget Request  
 Fund 17M - Closing Achievement Gap Fund  
 22-7-613, C.R.S. (2008)

Available Liquid Cash Fund Balance	Actual	Actual	Estimated	Requested	Projected
	FY 2008-09	FY 2009-10	FY 2010-11	FY 2011-12	FY 2012-13
<b>Cash in Beginning Fund Balance<sup>1</sup></b>	<b>\$571</b>	<b>\$573</b>	<b>\$233,176</b>	<b>\$233,176</b>	<b>\$233,176</b>
Actual / anticipated accounts receivable collections	\$0	\$0	\$0	\$0	\$0
Actual / anticipated fees collections	\$0	\$0	\$0	\$0	\$0
Actual / anticipated cash transferred in	\$2	\$1,781,484	\$1,800,000	\$1,800,000	\$1,800,000
Actual / anticipated other noncash assets converted to cash <sup>2</sup>	\$0	\$0	\$0	\$0	\$0
<b>Actual / Anticipated Cash Inflow During Fiscal Year</b>	<b>\$2</b>	<b>\$1,781,484</b>	<b>\$1,800,000</b>	<b>\$1,800,000</b>	<b>\$1,800,000</b>
Actual / appropriated / projected cash expenditures	\$0	\$1,548,881	\$1,800,000	\$1,800,000	\$1,800,000
Actual / anticipated cash used to pay short-term liabilities	\$0	\$0	\$0	\$0	\$0
Actual / anticipated nonappropriated debit service payments	\$0	\$0	\$0	\$0	\$0
Actual / anticipated nonappropriated loan issuances	\$0	\$0	\$0	\$0	\$0
Actual / anticipated other uses of cash <sup>3</sup>	\$0	\$0	\$0	\$0	\$0
<b>Actual / Appropriated Cash Outflow During Fiscal Year</b>	<b>\$0</b>	<b>\$1,548,881</b>	<b>\$1,800,000</b>	<b>\$1,800,000</b>	<b>\$1,800,000</b>
<b>Available Liquid Fund Balance Prior to New Requests</b>	<b>\$573</b>	<b>\$233,176</b>	<b>\$233,176</b>	<b>\$233,176</b>	<b>\$233,176</b>
Decision Item #1 - "Sample A"	N/A	N/A	N/A	N/A	N/A
Decision Item #2 - "Sample B"	N/A	N/A	N/A	N/A	N/A
<b>Change Requests Using Liquid Assets</b>	<b>N/A</b>	<b>N/A</b>	<b>N/A</b>	<b>N/A</b>	<b>N/A</b>
<b>Actual / Anticipated Liquid Fund Balance</b>	<b>\$573</b>	<b>\$233,176</b>	<b>\$233,176</b>	<b>\$233,176</b>	<b>\$233,176</b>

1 - Include only cash - exclude all other assets such as, receivables, investments, prepaids, capital assets, accumulated depreciation, and all short-term and long-term liabilities

2 - Includes sales of capital assets, sales of investments, collections of loans, etc.

3 - Includes nonappropriated purchases of capital assets and investments, new prepaid expense recorded, etc.

Fee Levels (if applicable)	Actual	Actual	Estimated	Request	Projected
	FY 2008-09	FY 2009-10	FY 2010-11	FY 2011-12	FY 2012-13
1. Fee Name	N/A	N/A	N/A	N/A	N/A
2. Fee Name	N/A	N/A	N/A	N/A	N/A
3. Fee Name	N/A	N/A	N/A	N/A	N/A

Schedule 9A: Cash Funds Reports  
 Department of Education  
 FY 2011-12 Budget Request  
 Fund 17M - Closing Achievement Gap Fund  
 22-7-613, C.R.S. (2008)

Cash Fund Reserve Balance <sup>1</sup>	Actual	Actual	Estimated	Request	Projected
	FY 2008-09	FY 2009-10	FY 2010-11	FY 2011-12	FY 2012-13
Uncommitted Fee Reserve Balance (total reserve balance minus exempt assets and previously appropriated funds; calculated based on % of revenue from fees)	N/A	N/A	N/A	N/A	N/A
Target/Alternative Fee Reserve Balance (amount set in statute or 16.5% of total expenses)	N/A	N/A	N/A	N/A	N/A
<b>Excess Uncommitted Fee Reserve Balance</b>	<b>N/A</b>	<b>N/A</b>	<b>N/A</b>	<b>N/A</b>	<b>N/A</b>
Assessment of Potential for Compliance (check all that apply)	X Already in Compliance      ___ Statute Change <sup>2</sup> ___ Planned Fee Reduction <sup>2</sup>				
	___ Planned One-time Expenditure(s) <sup>1</sup> ___ Planned Ongoing Expenditure(s) <sup>2</sup> ___ Waiver <sup>3</sup>				

1. This section is not required for funds outlined in 24-75-402 (5), C.R.S. (2007)
2. If plan is needed to meet compliance deadline, attach Form 9.B.
3. If pursuing a waiver, attach Form 9.C.

Cash Fund Narrative Information	
Purpose/Background of Fund	The fund was established for the purpose of implementing 22-7-611 & 22-7-612 C.R.S.
Fee Sources	None.
Non-Fee Sources	Gift, grants, and donations.
Long Bill Groups Supported by Fund	None – Continuously Appropriated
Non-appropriated Fund Obligations	None.
Statutory or Other Restriction on Use of Fund	The fund was established for the purpose of implementing 22-7-611 & 22-7-612 C.R.S.
Revenue Drivers	Gifts, grants, and donations.
Expenditure Drivers	Activities in place to meet 22-7-611 & 22-7-612 C.R.S
Explanation of any Long-term Liability Funding Requirements	None.

Fund Expenditures Line Item Detail	Actual	Actual	Estimated	Request	Projected
	FY 2008-09	FY 2009-10	FY 2010-11	FY 2011-12	FY 2012-13
<b>(2) Assistance to Public Schools, (C) Grant Programs, Distributions, and Other Assistance</b>					
Intergovernmental Payments	\$0	\$1,548,881	\$1,800,000	\$1,800,000	\$1,800,000
Decision Item # (*) and Title	N/A	N/A	N/A	\$0	\$0
Division Subtotal	\$0	\$1,548,881	\$1,800,000	\$1,800,000	\$1,800,000
<b>TOTAL</b>	<b>\$0</b>	<b>\$1,548,881</b>	<b>\$1,800,000</b>	<b>\$1,800,000</b>	<b>\$1,800,000</b>

Schedule 9A: Cash Funds Reports  
 Department of Education  
 FY 2011-12 Budget Request  
 Fund 18B - Financial Literacy Cash Fund  
 22-2-127(6), C.R.S. (2008)

Available Liquid Cash Fund Balance	Actual	Actual	Estimated	Requested	Projected
	FY 2008-09	FY 2009-10	FY 2010-11	FY 2011-12	FY 2012-13
<b>Cash in Beginning Fund Balance<sup>1</sup></b>	<b>\$43,687</b>	<b>\$44,975</b>	<b>\$46,006</b>	<b>\$47,037</b>	<b>\$48,068</b>
Actual / anticipated accounts receivable collections	\$0	\$0	\$0	\$0	\$0
Actual / anticipated fees collections	\$0	\$0	\$0	\$0	\$0
Actual / anticipated cash transferred in	\$1,288	\$1,031	\$1,031	\$1,031	\$1,031
Actual / anticipated other noncash assets converted to cash <sup>2</sup>	\$0	\$0	\$0	\$0	\$0
<b>Actual / Anticipated Cash Inflow During Fiscal Year</b>	<b>\$1,288</b>	<b>\$1,031</b>	<b>\$1,031</b>	<b>\$1,031</b>	<b>\$1,031</b>
Actual / appropriated / projected cash expenditures	\$0	\$0	\$0	\$0	\$0
Actual / anticipated cash used to pay short-term liabilities	\$0	\$0	\$0	\$0	\$0
Actual / anticipated nonappropriated debit service payments	\$0	\$0	\$0	\$0	\$0
Actual / anticipated nonappropriated loan issuances	\$0	\$0	\$0	\$0	\$0
Actual / anticipated other uses of cash <sup>3</sup>	\$0	\$0	\$0	\$0	\$0
<b>Actual / Appropriated Cash Outflow During Fiscal Year</b>	<b>\$0</b>	<b>\$0</b>	<b>\$0</b>	<b>\$0</b>	<b>\$0</b>
<b>Available Liquid Fund Balance Prior to New Requests</b>	<b>\$44,975</b>	<b>\$46,006</b>	<b>\$47,037</b>	<b>\$48,068</b>	<b>\$49,099</b>
Decision Item #1 - "Sample A"	N/A	N/A	\$0	\$0	\$0
Decision Item #2 - "Sample B"	N/A	N/A	\$0	\$0	\$0
<b>Change Requests Using Liquid Assets</b>	<b>N/A</b>	<b>N/A</b>	<b>\$0</b>	<b>\$0</b>	<b>\$0</b>
<b>Actual / Anticipated Liquid Fund Balance</b>	<b>\$44,975</b>	<b>\$46,006</b>	<b>\$47,037</b>	<b>\$48,068</b>	<b>\$49,099</b>

1 - Include only cash - exclude all other assets such as, receivables, investments, prepaids, capital assets, accumulated depreciation, and all short-term and long-term liabilities

2 - Includes sales of capital assets, sales of investments, collections of loans, etc.

3 - Includes nonappropriated purchases of capital assets and investments, new prepaid expense recorded, etc.

Fee Levels (if applicable)	Actual	Actual	Estimated	Request	Projected
	FY 2008-09	FY 2009-10	FY 2010-11	FY 2011-12	FY 2012-13
1. Fee Name	N/A	N/A	N/A	N/A	N/A
2. Fee Name	N/A	N/A	N/A	N/A	N/A
3. Fee Name	N/A	N/A	N/A	N/A	N/A

Schedule 9A: Cash Funds Reports  
 Department of Education  
 FY 2011-12 Budget Request  
 Fund 18B - Financial Literacy Cash Fund  
 22-2-127(6), C.R.S. (2008)

Cash Fund Reserve Balance <sup>1</sup>	Actual	Actual	Estimated	Request	Projected
	FY 2008-09	FY 2009-10	FY 2010-11	FY 2011-12	FY 2012-13
Uncommitted Fee Reserve Balance (total reserve balance minus exempt assets and previously appropriated funds; calculated based on % of revenue from fees)	N/A	N/A	N/A	N/A	N/A
Target/Alternative Fee Reserve Balance (amount set in statute or 16.5% of total expenses)	N/A	N/A	N/A	N/A	N/A
<b>Excess Uncommitted Fee Reserve Balance</b>	<b>N/A</b>	<b>N/A</b>	<b>N/A</b>	<b>N/A</b>	<b>N/A</b>
Assessment of Potential for Compliance (check all that apply)	X Already in Compliance      ___ Statute Change <sup>2</sup> ___ Planned Fee Reduction <sup>2</sup> ___ Planned One-time Expenditure(s) <sup>1</sup> ___ Planned Ongoing Expenditure(s) <sup>2</sup> ___ Waiver <sup>3</sup>				

1. This section is not required for funds outlined in 24-75-402 (5), C.R.S. (2007)
2. If plan is needed to meet compliance deadline, attach Form 9.B.
3. If pursuing a waiver, attach Form 9.C.

Cash Fund Narrative Information	
Purpose/Background of Fund	The cash fund was created to fund the implementation of 22-1-127 C.R.S. The financial literacy program provides technical assistance to school districts for financial literacy.
Fee Sources	None.
Non-Fee Sources	Gifts, grants, and donations.
Long Bill Groups Supported by Fund	None – Currently not appropriated.
Non-appropriated Fund Obligations	None.
Statutory or Other Restriction on Use of Fund	The implementation of 22-1-127 C.R.S.
Revenue Drivers	Gifts, grants, and donations.
Expenditure Drivers	The amount of technical assistance provided to school districts.
Explanation of any Long-term Liability Funding Requirements	None.

Fund Expenditures Line Item Detail	Actual	Actual	Estimated	Request	Projected
	FY 2008-09	FY 2009-10	FY 2010-11	FY 2011-12	FY 2012-13
<b>(2) Assistance to Public Schools, (C) Grant Programs, Distributions, and Other Assistance</b>					
Decision Item # (*) and Title	N/A	N/A	N/A	N/A	N/A
Division Subtotal	\$0	\$0	\$0	\$0	\$0
<b>TOTAL</b>	<b>\$0</b>	<b>\$0</b>	<b>\$0</b>	<b>\$0</b>	<b>\$0</b>

Schedule 9A: Cash Funds Reports  
 Department of Education  
 FY 2011-12 Budget Request  
 Fund 19D - Dropout Prevention Activity Grant Fund  
 22-27.5-105, C.R.S. (2008)

Available Liquid Cash Fund Balance	Actual	Actual	Estimated	Requested	Projected
	FY 2008-09	FY 2009-10	FY 2010-11	FY 2011-12	FY 2012-13
<b>Cash in Beginning Fund Balance <sup>1</sup></b>	<b>\$131,965</b>	<b>\$82,186</b>	<b>\$289</b>	<b>\$289</b>	<b>\$289</b>
Actual / anticipated accounts receivable collections	\$0	\$0	\$0	\$0	\$0
Actual / anticipated fees collections	\$0	\$0	\$0	\$0	\$0
Actual / anticipated cash transferred in	\$5,295	\$1,563	\$0	\$0	\$0
Actual / anticipated other noncash assets converted to cash <sup>2</sup>	\$0	\$0	\$0	\$0	\$0
<b>Actual / Anticipated Cash Inflow During Fiscal Year</b>	<b>\$5,295</b>	<b>\$1,563</b>	<b>\$0</b>	<b>\$0</b>	<b>\$0</b>
Actual / appropriated / projected cash expenditures	\$55,074	\$83,460	\$0	\$0	\$0
Actual / anticipated cash used to pay short-term liabilities	\$0	\$0	\$0	\$0	\$0
Actual / anticipated nonappropriated debit service payments	\$0	\$0	\$0	\$0	\$0
Actual / anticipated nonappropriated loan issuances	\$0	\$0	\$0	\$0	\$0
Actual / anticipated other uses of cash <sup>3</sup>	\$0	\$0	\$0	\$0	\$0
<b>Actual / Appropriated Cash Outflow During Fiscal Year</b>	<b>\$55,074</b>	<b>\$83,460</b>	<b>\$0</b>	<b>\$0</b>	<b>\$0</b>
<b>Available Liquid Fund Balance Prior to New Requests</b>	<b>\$82,186</b>	<b>\$289</b>	<b>\$289</b>	<b>\$289</b>	<b>\$289</b>
Decision Item #1 - "Sample A"	N/A	N/A	\$0	\$0	N/A
Decision Item #2 - "Sample B"	N/A	N/A	\$0	\$0	N/A
<b>Change Requests Using Liquid Assets</b>	<b>N/A</b>	<b>N/A</b>	<b>\$0</b>	<b>\$0</b>	<b>N/A</b>
<b>Actual / Anticipated Liquid Fund Balance</b>	<b>\$82,186</b>	<b>\$289</b>	<b>\$289</b>	<b>\$289</b>	<b>\$289</b>

1 - Include only cash - exclude all other assets such as, receivables, investments, prepaids, capital assets, accumulated depreciation, and all short-term and long-term liabilities

2 - Includes sales of capital assets, sales of investments, collections of loans, etc.

3 - Includes nonappropriated purchases of capital assets and investments, new prepaid expense recorded, etc.

Fee Levels (if applicable)	Actual	Actual	Estimated	Request	Projected
	FY 2008-09	FY 2009-10	FY 2010-11	FY 2011-12	FY 2012-13
1. Fee Name	N/A	N/A	N/A	N/A	N/A
2. Fee Name	N/A	N/A	N/A	N/A	N/A
3. Fee Name	N/A	N/A	N/A	N/A	N/A

Schedule 9A: Cash Funds Reports  
 Department of Education  
 FY 2011-12 Budget Request  
 Fund 19D - Dropout Prevention Activity Grant Fund  
 22-27.5-105, C.R.S. (2008)

Cash Fund Reserve Balance <sup>1</sup>	Actual	Actual	Estimated	Request	Projected
	FY 2008-09	FY 2009-10	FY 2010-11	FY 2011-12	FY 2012-13
Uncommitted Fee Reserve Balance (total reserve balance minus exempt assets and previously appropriated funds; calculated based on % of revenue from fees)	N/A	N/A	N/A	N/A	N/A
Target/Alternative Fee Reserve Balance (amount set in statute or 16.5% of total expenses)	N/A	N/A	N/A	N/A	N/A
<b>Excess Uncommitted Fee Reserve Balance</b>	<b>N/A</b>	<b>N/A</b>	<b>N/A</b>	<b>N/A</b>	<b>N/A</b>
Assessment of Potential for Compliance (check all that apply)	<input checked="" type="checkbox"/> Already in Compliance <input type="checkbox"/> Statute Change <sup>2</sup> <input type="checkbox"/> Planned Fee Reduction <sup>2</sup> <input type="checkbox"/> Planned One-time Expenditure(s) <sup>1</sup> <input type="checkbox"/> Planned Ongoing Expenditure(s) <sup>2</sup> <input type="checkbox"/> Waiver <sup>3</sup>				

1. This section is not required for funds outlined in 24-75-402 (5), C.R.S. (2007)
2. If plan is needed to meet compliance deadline, attach Form 9.B.
3. If pursuing a waiver, attach Form 9.C.

Cash Fund Narrative Information	
Purpose/Background of Fund	HB05-1024 created the Dropout Prevention Activity Grant Program for the reduction of the student dropout rate. A line was added to Colorado state individual income tax return forms to allow taxpayers to make voluntary contributions to this grant fund.
Fee Sources	None.
Non-Fee Sources	Interest and Tax Check-off Donations.
Long Bill Groups Supported by Fund	These funds are not appropriated in FY 2007-08. The Department has submitted a decision item to establish spending authority in FY 2008-09.
Non-appropriated Fund Obligations	None.
Statutory or Other Restriction on Use of Fund	The fund can be used to fund before- and after-school arts-based and vocational activity programs for students enrolled in grades six through twelve.
Revenue Drivers	Taxpayer voluntary contributions to this grant fund.
Expenditure Drivers	The fund balance will determine the number and amounts of grants provided.
Explanation of any Long-term Liability Funding Requirements	None.

Schedule 9A: Cash Funds Reports  
 Department of Education  
 FY 2011-12 Budget Request  
 Fund 19D - Dropout Prevention Activity Grant Fund  
 22-27.5-105, C.R.S. (2008)

Fund Expenditures Line Item Detail	Actual	Actual	Estimated	Request	Projected
	FY 2008-09	FY 2009-10	FY 2010-11	FY 2011-12	FY 2012-13
<b>(2) Assistance to Public Schools, (C) Grant Programs, Distributions, and Other Assistance</b>					
Dropout Prevention Activity Fund	\$55,074	\$83,460	\$0	\$0	\$0
Decision Item # (*) and Title	N/A	N/A	N/A	N/A	N/A
Division Subtotal	\$55,074	\$83,460	\$0	\$0	\$0
<b>TOTAL</b>	<b>\$55,074</b>	<b>\$83,460</b>	<b>\$0</b>	<b>\$0</b>	<b>\$0</b>



Schedule 9A: Cash Funds Reports  
Department of Education  
FY 2011-12 Budget Request  
Fund 19M - Reading Assistance Grant Program  
22-88-104, C.R.S. (2008)

Available Liquid Cash Fund Balance	Actual	Actual	Estimated	Requested	Projected
	FY 2008-09	FY 2009-10	FY 2010-11	FY 2011-12	FY 2012-13
<b>Cash in Beginning Fund Balance<sup>1</sup></b>	<b>\$117,067</b>	<b>\$19,974</b>	<b>\$20,420</b>	<b>\$20,620</b>	<b>\$20,820</b>
Actual / anticipated accounts receivable collections	\$0	\$0	\$0	\$0	\$0
Actual / anticipated fees collections	\$0	\$0	\$0	\$0	\$0
Actual / anticipated cash transferred in	\$2,907	\$446	\$200	\$200	\$200
Actual / anticipated other noncash assets converted to cash <sup>2</sup>	\$0	\$0	\$0	\$0	\$0
<b>Actual / Anticipated Cash Inflow During Fiscal Year</b>	<b>\$2,907</b>	<b>\$446</b>	<b>\$200</b>	<b>\$200</b>	<b>\$200</b>
Actual / appropriated / projected cash expenditures	\$100,000	\$0	\$0	\$0	\$0
Actual / anticipated cash used to pay short-term liabilities	\$0	\$0	\$0	\$0	\$0
Actual / anticipated nonappropriated debit service payments	\$0	\$0	\$0	\$0	\$0
Actual / anticipated nonappropriated loan issuances	\$0	\$0	\$0	\$0	\$0
Actual / anticipated other uses of cash <sup>3</sup>	\$0	\$0	\$0	\$0	\$0
<b>Actual / Appropriated Cash Outflow During Fiscal Year</b>	<b>\$100,000</b>	<b>\$0</b>	<b>\$0</b>	<b>\$0</b>	<b>\$0</b>
<b>Available Liquid Fund Balance Prior to New Requests</b>	<b>\$19,974</b>	<b>\$20,420</b>	<b>\$20,620</b>	<b>\$20,820</b>	<b>\$21,020</b>
Decision Item #1 - "Sample A"	N/A	N/A	\$0	\$0	\$0
Decision Item #2 - "Sample B"	N/A	N/A	\$0	\$0	\$0
<b>Change Requests Using Liquid Assets</b>	<b>N/A</b>	<b>N/A</b>	<b>\$0</b>	<b>\$0</b>	<b>\$0</b>
<b>Actual / Anticipated Liquid Fund Balance</b>	<b>\$19,974</b>	<b>\$20,420</b>	<b>\$20,620</b>	<b>\$20,820</b>	<b>\$21,020</b>

1 - Include only cash - exclude all other assets such as, receivables, investments, prepaids, capital assets, accumulated depreciation, and all short-term and long-term liabilities

2 - Includes sales of capital assets, sales of investments, collections of loans, etc.

3 - Includes nonappropriated purchases of capital assets and investments, new prepaid expense recorded, etc.

Fee Levels (if applicable)	Actual	Actual	Estimated	Request	Projected
	FY 2008-09	FY 2009-10	FY 2010-11	FY 2011-12	FY 2012-13
1. Fee Name	N/A	N/A	N/A	N/A	N/A
2. Fee Name	N/A	N/A	N/A	N/A	N/A
3. Fee Name	N/A	N/A	N/A	N/A	N/A

Schedule 9A: Cash Funds Reports  
 Department of Education  
 FY 2011-12 Budget Request  
 Fund 19M - Reading Assistance Grant Program  
 22-88-104, C.R.S. (2008)

Cash Fund Reserve Balance <sup>1</sup>	Actual	Actual	Estimated	Request	Projected
	FY 2008-09	FY 2009-10	FY 2010-11	FY 2011-12	FY 2012-13
Uncommitted Fee Reserve Balance (total reserve balance minus exempt assets and previously appropriated funds; calculated based on % of revenue from fees)	N/A	N/A	N/A	N/A	N/A
Target/Alternative Fee Reserve Balance (amount set in statute or 16.5% of total expenses)	N/A	N/A	N/A	N/A	N/A
<b>Excess Uncommitted Fee Reserve Balance</b>	<b>N/A</b>	<b>N/A</b>	<b>N/A</b>	<b>N/A</b>	<b>N/A</b>
Assessment of Potential for Compliance (check all that apply)	<input checked="" type="checkbox"/> Already in Compliance <input type="checkbox"/> Statute Change <sup>2</sup> <input type="checkbox"/> Planned Fee Reduction <sup>2</sup> <input type="checkbox"/> Planned One-time Expenditure(s) <sup>1</sup> <input type="checkbox"/> Planned Ongoing Expenditure(s) <sup>2</sup> <input type="checkbox"/> Waiver <sup>3</sup>				

1. This section is not required for funds outlined in 24-75-402 (5), C.R.S. (2007)
2. If plan is needed to meet compliance deadline, attach Form 9.B.
3. If pursuing a waiver, attach Form 9.C.

Cash Fund Narrative Information	
Purpose/Background of Fund	The reading assistance grant program fund is to provide for the payment of grants awarded pursuant to 22-88-102 and 103 C.R.S.
Fee Sources	None.
Non-Fee Sources	Interest earnings and a one-time \$300,000 deposit (2006-07) from read-to-achieve cash fund.
Long Bill Groups Supported by Fund	None – This fund is continuously appropriated and is not found in the Long Bill.
Non-appropriated Fund Obligations	None.
Statutory or Other Restriction on Use of Fund	By statute the Department can distribute no more than \$100,000 in year beginning in FY 06-07 thru FY 08-09.
Revenue Drivers	Interest earnings.
Expenditure Drivers	The number of reading assistance grants awarded limited to \$100,000 per year.
Explanation of any Long-term Liability Funding Requirements	None.

Schedule 9A: Cash Funds Reports  
 Department of Education  
 FY 2011-12 Budget Request  
 Fund 19M - Reading Assistance Grant Program  
 22-88-104, C.R.S. (2008)

Fund Expenditures Line Item Detail	Actual	Actual	Estimated	Request	Projected
	FY 2008-09	FY 2009-10	FY 2010-11	FY 2011-12	FY 2012-13
<b>(2) Assistance to Public Schools, (C) Grant Programs, Distributions, and Other Assistance</b>					
Reading Assistance Grant Program	\$100,000	\$0	\$0	\$0	\$0
Decision Item # (*) and Title	N/A	N/A	N/A	N/A	N/A
Division Subtotal	\$100,000	\$0	\$0	\$0	\$0
<b>TOTAL</b>	<b>\$100,000</b>	<b>\$0</b>	<b>\$0</b>	<b>\$0</b>	<b>\$0</b>

Schedule 9A: Cash Funds Reports  
 Department of Education  
 FY 2011-12 Budget Request  
 Fund 20E - Public School Transportation Fund  
 22-51-103, C.R.S.

Available Liquid Cash Fund Balance	Actual	Actual	Estimated	Requested	Projected
	FY 2008-09	FY 2009-10	FY 2010-11	FY 2011-12	FY 2012-13
<b>Cash in Beginning Fund Balance<sup>1</sup></b>	<b>\$667,426</b>	<b>\$645,662</b>	<b>\$907,426</b>	<b>\$457,426</b>	<b>\$457,426</b>
Actual / anticipated accounts receivable collections	\$0	\$0	\$0	\$0	\$0
Actual / anticipated fees collections	\$0	\$0	\$0	\$0	\$0
Actual / anticipated cash transferred in	\$428,236	\$2,341,053	\$0	\$0	\$0
Actual / anticipated other noncash assets converted to cash <sup>2</sup>	\$0	\$0	\$0	\$0	\$0
<b>Actual / Anticipated Cash Inflow During Fiscal Year</b>	<b>\$428,236</b>	<b>\$2,341,053</b>	<b>\$0</b>	<b>\$0</b>	<b>\$0</b>
Actual / appropriated / projected cash expenditures	\$450,000	\$2,079,289	\$450,000	\$0	\$0
Actual / anticipated cash used to pay short-term liabilities	\$0	\$0	\$0	\$0	\$0
Actual / anticipated nonappropriated debit service payments	\$0	\$0	\$0	\$0	\$0
Actual / anticipated nonappropriated loan issuances	\$0	\$0	\$0	\$0	\$0
Actual / anticipated other uses of cash <sup>3</sup>	\$0	\$0	\$0	\$0	\$0
<b>Actual / Appropriated Cash Outflow During Fiscal Year</b>	<b>\$450,000</b>	<b>\$2,079,289</b>	<b>\$450,000</b>	<b>\$0</b>	<b>\$0</b>
<b>Available Liquid Fund Balance Prior to New Requests</b>	<b>\$645,662</b>	<b>\$907,426</b>	<b>\$457,426</b>	<b>\$457,426</b>	<b>\$457,426</b>
Decision Item #1 - "Sample A"	N/A	N/A	\$0	\$0	\$0
Decision Item #2 - "Sample B"	N/A	N/A	\$0	\$0	\$0
<b>Change Requests Using Liquid Assets</b>	<b>N/A</b>	<b>N/A</b>	<b>\$0</b>	<b>\$0</b>	<b>\$0</b>
<b>Actual / Anticipated Liquid Fund Balance</b>	<b>\$645,662</b>	<b>\$907,426</b>	<b>\$457,426</b>	<b>\$457,426</b>	<b>\$457,426</b>

1 - Include only cash - exclude all other assets such as, receivables, investments, prepaids, capital assets, accumulated depreciation, and all short-term and long-term liabilities

2 - Includes sales of capital assets, sales of investments, collections of loans, etc.

3 - Includes nonappropriated purchases of capital assets and investments, new prepaid expense recorded, etc.

Fee Levels (if applicable)	Actual	Actual	Estimated	Request	Projected
	FY 2008-09	FY 2009-10	FY 2010-11	FY 2011-12	FY 2012-13
1. Fee Name	N/A	N/A	N/A	N/A	N/A
2. Fee Name	N/A	N/A	N/A	N/A	N/A
3. Fee Name	N/A	N/A	N/A	N/A	N/A

Schedule 9A: Cash Funds Reports  
 Department of Education  
 FY 2011-12 Budget Request  
 Fund 20E - Public School Transportation Fund  
 22-51-103, C.R.S.

Cash Fund Reserve Balance <sup>1</sup>	Actual	Actual	Estimated	Request	Projected
	FY 2008-09	FY 2009-10	FY 2010-11	FY 2011-12	FY 2012-13
Uncommitted Fee Reserve Balance (total reserve balance minus exempt assets and previously appropriated funds; calculated based on % of revenue from fees)	N/A	N/A	N/A	N/A	N/A
Target/Alternative Fee Reserve Balance (amount set in statute or 16.5% of total expenses)	N/A	N/A	N/A	N/A	N/A
<b>Excess Uncommitted Fee Reserve Balance</b>	<b>N/A</b>	<b>N/A</b>	<b>N/A</b>	<b>N/A</b>	<b>N/A</b>
Assessment of Potential for Compliance (check all that apply)	<input checked="" type="checkbox"/> Already in Compliance              ___ Statute Change <sup>2</sup> ___ Planned Fee Reduction <sup>2</sup> ___ Planned One-time Expenditure(s) <sup>1</sup> ___ Planned Ongoing Expenditure(s) <sup>2</sup> ___ Waiver <sup>3</sup>				

1. This section is not required for funds outlined in 24-75-402 (5), C.R.S. (2007)
2. If plan is needed to meet compliance deadline, attach Form 9.B.
3. If pursuing a waiver, attach Form 9.C.

Cash Fund Narrative Information	
Purpose/Background of Fund	The Public School Transportation Fund is to provide for operating expenditures for pupil transportation for eligible school districts, the state charter school institute, and facility schools pursuant to 22-51-103 C.R.S.
Fee Sources	None.
Non-Fee Sources	Interest earnings and appropriations
Long Bill Groups Supported by Fund	(2) Assistance to Public Schools, Public School Transportation
Non-appropriated Fund Obligations	None.
Statutory or Other Restriction on Use of Fund	None.
Revenue Drivers	Interest earnings and appropriations
Expenditure Drivers	Appropriations of the General Assembly
Explanation of any Long-term Liability Funding Requirements	None.

Schedule 9A: Cash Funds Reports  
 Department of Education  
 FY 2011-12 Budget Request  
 Fund 20E - Public School Transportation Fund  
 22-51-103, C.R.S.

Fund Expenditures Line Item Detail	Actual	Actual	Estimated	Request	Projected
	FY 2008-09	FY 2009-10	FY 2010-11	FY 2011-12	FY 2012-13
<b>(2) Assistance to Public Schools, (B) Categorical Programs</b>					
Intergovernmental Payments	\$450,000	\$162,185	\$450,000	\$0	\$0
Transfers	\$0	\$1,917,104	\$0	\$0	\$0
Decision Item # (*) and Title	N/A	N/A	N/A	N/A	N/A
Division Subtotal	\$450,000	\$2,079,289	\$450,000	\$0	\$0
<b>TOTAL</b>	<b>\$450,000</b>	<b>\$2,079,289</b>	<b>\$450,000</b>	<b>\$0</b>	<b>\$0</b>

Schedule 9A: Cash Funds Reports  
 Department of Education  
 FY 2011-12 Budget Request  
 Fund 20U - Start Smart Nutrition Program Fund  
 22-82.7-105, C.R.S.

Available Liquid Cash Fund Balance	Actual	Actual	Estimated	Requested	Projected
	FY 2008-09	FY 2009-10	FY 2010-11	FY 2011-12	FY 2012-13
<b>Cash in Beginning Fund Balance<sup>1</sup></b>	<b>\$177,086</b>	<b>\$236,826</b>	<b>\$253,547</b>	<b>\$296,286</b>	<b>\$326,286</b>
Actual / anticipated accounts receivable collections	\$0	\$0	\$0	\$0	\$0
Actual / anticipated fees collections	\$0	\$0	\$0	\$0	\$0
Actual / anticipated cash transferred in	\$714,198	\$712,739	\$712,739	\$700,000	\$700,000
Actual / anticipated other noncash assets converted to cash <sup>2</sup>	\$0	\$0	\$0	\$0	\$0
<b>Actual / Anticipated Cash Inflow During Fiscal Year</b>	<b>\$714,198</b>	<b>\$712,739</b>	<b>\$712,739</b>	<b>\$700,000</b>	<b>\$700,000</b>
Actual / appropriated / projected cash expenditures	\$654,458	\$696,018	\$670,000	\$670,000	\$670,000
Actual / anticipated cash used to pay short-term liabilities	\$0	\$0	\$0	\$0	\$0
Actual / anticipated nonappropriated debit service payments	\$0	\$0	\$0	\$0	\$0
Actual / anticipated nonappropriated loan issuances	\$0	\$0	\$0	\$0	\$0
Actual / anticipated other uses of cash <sup>3</sup>	\$0	\$0	\$0	\$0	\$0
<b>Actual / Appropriated Cash Outflow During Fiscal Year</b>	<b>\$654,458</b>	<b>\$696,018</b>	<b>\$670,000</b>	<b>\$670,000</b>	<b>\$670,000</b>
<b>Available Liquid Fund Balance Prior to New Requests</b>	<b>\$236,826</b>	<b>\$253,547</b>	<b>\$296,286</b>	<b>\$326,286</b>	<b>\$356,286</b>
Decision Item #1 - "Sample A"	N/A	N/A	\$0	\$0	\$0
Decision Item #2 - "Sample B"	N/A	N/A	\$0	\$0	\$0
<b>Change Requests Using Liquid Assets</b>	<b>N/A</b>	<b>N/A</b>	<b>\$0</b>	<b>\$0</b>	<b>\$0</b>
<b>Actual / Anticipated Liquid Fund Balance</b>	<b>\$236,826</b>	<b>\$253,547</b>	<b>\$296,286</b>	<b>\$326,286</b>	<b>\$356,286</b>

1 - Include only cash - exclude all other assets such as, receivables, investments, prepaids, capital assets, accumulated depreciation, and all short-term and long-term liabilities

2 - Includes sales of capital assets, sales of investments, collections of loans, etc.

3 - Includes nonappropriated purchases of capital assets and investments, new prepaid expense recorded, etc.

Fee Levels (if applicable)	Actual	Actual	Estimated	Request	Projected
	FY 2008-09	FY 2009-10	FY 2010-11	FY 2011-12	FY 2012-13
1. Fee Name	N/A	N/A	N/A	N/A	N/A
2. Fee Name	N/A	N/A	N/A	N/A	N/A
3. Fee Name	N/A	N/A	N/A	N/A	N/A

Schedule 9A: Cash Funds Reports  
 Department of Education  
 FY 2011-12 Budget Request  
 Fund 20U - Start Smart Nutrition Program Fund  
 22-82.7-105, C.R.S.

Cash Fund Reserve Balance <sup>1</sup>	Actual	Actual	Estimated	Request	Projected
	FY 2008-09	FY 2009-10	FY 2010-11	FY 2011-12	FY 2012-13
Uncommitted Fee Reserve Balance (total reserve balance minus exempt assets and previously appropriated funds; calculated based on % of revenue from fees)	N/A	N/A	N/A	N/A	N/A
Target/Alternative Fee Reserve Balance (amount set in statute or 16.5% of total expenses)	N/A	N/A	N/A	N/A	N/A
<b>Excess Uncommitted Fee Reserve Balance</b>	<b>N/A</b>	<b>N/A</b>	<b>N/A</b>	<b>N/A</b>	<b>N/A</b>
Assessment of Potential for Compliance (check all that apply)	<input checked="" type="checkbox"/> Already in Compliance <input type="checkbox"/> Statute Change <sup>2</sup> <input type="checkbox"/> Planned Fee Reduction <sup>2</sup> <input type="checkbox"/> Planned One-time Expenditure(s) <sup>1</sup> <input type="checkbox"/> Planned Ongoing Expenditure(s) <sup>2</sup> <input type="checkbox"/> Waiver <sup>3</sup>				

1. This section is not required for funds outlined in 24-75-402 (5), C.R.S. (2007)
2. If plan is needed to meet compliance deadline, attach Form 9.B.
3. If pursuing a waiver, attach Form 9.C.

Cash Fund Narrative Information	
Purpose/Background of Fund	To allow school food authorities to provide free breakfasts to children participating in the school breakfast program who would otherwise be required to pay a reduced price for breakfast and to offset the costs incurred by facility schools in providing breakfasts to students who are placed in the facility and are eligible to participate in the school breakfast program.
Fee Sources	None.
Non-Fee Sources	By statute, the General Assembly is required to appropriate at least \$700,000, but not more than \$1,500,000 annually. Any gifts, grants or donations. Interest earnings.
Long Bill Groups Supported by Fund	Start Smart Nutrition Program Fund and Start Smart Nutrition Program.
Non-appropriated Fund Obligations	None.
Statutory or Other Restriction on Use of Fund	By statute, no more than 1% of the annual appropriation can be used for the direct and indirect costs of implementing this program.
Revenue Drivers	Appropriation. Gifts, grants and donations. Interest earnings.
Expenditure Drivers	Expenditures will be roughly equal to the funds available.
Explanation of any Long-term Liability Funding Requirements	None.



Schedule 9A: Cash Funds Reports  
 Department of Education  
 FY 2011-12 Budget Request  
 Fund 20U - Start Smart Nutrition Program Fund  
 22-82.7-105, C.R.S.

Fund Expenditures Line Item Detail	Actual	Actual	Estimated	Request	Projected
	FY 2008-09	FY 2009-10	FY 2010-11	FY 2011-12	FY 2012-13
<b>(2) Assistance to Public Schools, (C) Grant Programs, Distributions, and Other Assistance</b>					
Intergovernmental Payments	\$650,405	\$691,756	\$665,738	\$665,738	\$665,738
Transfers	\$4,053	\$4,262	\$4,262	\$4,262	\$4,262
Decision Item # (*) and Title	N/A	N/A	N/A	N/A	N/A
Division Subtotal	\$654,458	\$696,018	\$670,000	\$670,000	\$670,000
<b>TOTAL</b>	<b>\$654,458</b>	<b>\$696,018</b>	<b>\$670,000</b>	<b>\$670,000</b>	<b>\$670,000</b>

Schedule 9A: Cash Funds Reports  
 Department of Education  
 FY 2011-12 Budget Request  
 Fund 20V - Online Education Cash Fund  
 22-30.7-107(4)(a), C.R.S. (2008)

Available Liquid Cash Fund Balance	Actual	Actual	Estimated	Requested	Projected
	FY 2008-09	FY 2009-10	FY 2010-11	FY 2011-12	FY 2012-13
<b>Cash in Beginning Fund Balance <sup>1</sup></b>	<b>\$601,096</b>	<b>\$288,640</b>	<b>\$49,676</b>	<b>\$0</b>	<b>\$0</b>
Actual / anticipated accounts receivable collections	\$0	\$0	\$0	\$0	\$0
Actual / anticipated fees collections	\$0	\$0	\$0	\$0	\$0
Actual / anticipated cash transferred in	\$0	\$0	\$0	\$0	\$0
Actual / anticipated other noncash assets converted to cash <sup>2</sup>	\$0	\$0	\$0	\$0	\$0
<b>Actual / Anticipated Cash Inflow During Fiscal Year</b>	<b>\$0</b>	<b>\$0</b>	<b>\$0</b>	<b>\$0</b>	<b>\$0</b>
Actual / appropriated / projected cash expenditures	\$312,456	\$238,964	\$49,676	\$0	\$0
Actual / anticipated cash used to pay short-term liabilities	\$0	\$0	\$0	\$0	\$0
Actual / anticipated nonappropriated debit service payments	\$0	\$0	\$0	\$0	\$0
Actual / anticipated nonappropriated loan issuances	\$0	\$0	\$0	\$0	\$0
Actual / anticipated other uses of cash <sup>3</sup>	\$0	\$0	\$0	\$0	\$0
<b>Actual / Appropriated Cash Outflow During Fiscal Year</b>	<b>\$312,456</b>	<b>\$238,964</b>	<b>\$49,676</b>	<b>\$0</b>	<b>\$0</b>
<b>Available Liquid Fund Balance Prior to New Requests</b>	<b>\$288,640</b>	<b>\$49,676</b>	<b>\$0</b>	<b>\$0</b>	<b>\$0</b>
Decision Item #1 - "Sample A"	N/A	N/A	\$0	\$0	\$0
Decision Item #2 - "Sample B"	N/A	N/A	\$0	\$0	\$0
<b>Change Requests Using Liquid Assets</b>	<b>N/A</b>	<b>N/A</b>	<b>\$0</b>	<b>\$0</b>	<b>\$0</b>
<b>Actual / Anticipated Liquid Fund Balance</b>	<b>\$288,640</b>	<b>\$49,676</b>	<b>\$0</b>	<b>\$0</b>	<b>\$0</b>

1 - Include only cash - exclude all other assets such as, receivables, investments, prepaids, capital assets, accumulated depreciation, and all short-term and long-term liabilities

2 - Includes sales of capital assets, sales of investments, collections of loans, etc.

3 - Includes nonappropriated purchases of capital assets and investments, new prepaid expense recorded, etc.

Fee Levels (if applicable)	Actual	Actual	Estimated	Request	Projected
	FY 2008-09	FY 2009-10	FY 2010-11	FY 2011-12	FY 2012-13
1. Fee Name	N/A	N/A	N/A	N/A	N/A
2. Fee Name	N/A	N/A	N/A	N/A	N/A
3. Fee Name	N/A	N/A	N/A	N/A	N/A

Schedule 9A: Cash Funds Reports  
 Department of Education  
 FY 2011-12 Budget Request  
 Fund 20V - Online Education Cash Fund  
 22-30.7-107(4)(a), C.R.S. (2008)

Cash Fund Reserve Balance <sup>1</sup>	Actual	Actual	Estimated	Request	Projected
	FY 2008-09	FY 2009-10	FY 2010-11	FY 2011-12	FY 2012-13
Uncommitted Fee Reserve Balance (total reserve balance minus exempt assets and previously appropriated funds; calculated based on % of revenue from fees)	N/A	N/A	N/A	N/A	N/A
Target/Alternative Fee Reserve Balance (amount set in statute or 16.5% of total expenses)	N/A	N/A	N/A	N/A	N/A
<b>Excess Uncommitted Fee Reserve Balance</b>	<b>N/A</b>	<b>N/A</b>	<b>N/A</b>	<b>N/A</b>	<b>N/A</b>
Assessment of Potential for Compliance (check all that apply)	<input checked="" type="checkbox"/> Already in Compliance <input type="checkbox"/> Statute Change <sup>2</sup> <input type="checkbox"/> Planned Fee Reduction <sup>2</sup> <input type="checkbox"/> Planned One-time Expenditure(s) <sup>1</sup> <input type="checkbox"/> Planned Ongoing Expenditure(s) <sup>2</sup> <input type="checkbox"/> Waiver <sup>3</sup>				

1. This section is not required for funds outlined in 24-75-402 (5), C.R.S. (2007)
2. If plan is needed to meet compliance deadline, attach Form 9.B.
3. If pursuing a waiver, attach Form 9.C.

Cash Fund Narrative Information	
Purpose/Background of Fund	Senate Bill 07-215 established the Division of On-line Learning in the Department of Education. The fund's purpose is to fund the 3.5 FTE and operating cost associated with this unit.
Fee Sources	None.
Non-Fee Sources	Originally, a one -time \$830,000 deposit from recoveries of overpayments to school districts or charter schools provided funds. For FY 2010-11, the General Assembly requires that no further expenditures be made from the fund and that any remaining balance will be transferred to the General Fund.
Long Bill Groups Supported by Fund	(1) Management and Administration
Non-appropriated Fund Obligations	None.
Statutory or Other Restriction on Use of Fund	The fund is to be used for the costs incurred for the operations of the Division of On-line Learning.
Revenue Drivers	None.
Expenditure Drivers	FTE and operating costs associated with the Division of On-line Learning.
Explanation of any Long-term Liability Funding Requirements	None.

Schedule 9A: Cash Funds Reports  
 Department of Education  
 FY 2011-12 Budget Request  
 Fund 20V - Online Education Cash Fund  
 22-30.7-107(4)(a), C.R.S. (2008)

Fund Expenditures Line Item Detail	Actual	Actual	Estimated	Request	Projected
	FY 2008-09	FY 2009-10	FY 2010-11	FY 2011-12	FY 2012-13
<b>(1) Management and Administration, (A) Administration</b>					
Personal Services	\$274,536	\$213,173	\$0	\$0	\$0
Purchased Services	\$0	\$5,376	\$0	\$0	\$0
Operating	\$18,738	\$10,215	\$0	\$0	\$0
Travel	\$10,999	\$3,769	\$0	\$0	\$0
Transfers	\$8,184	\$6,431	\$49,676	\$0	\$0
Decision Item # (*) and Title	N/A	N/A	\$0	\$0	\$0
Division Subtotal	\$312,457	\$238,964	\$49,676	\$0	\$0
<b>TOTAL</b>	<b>\$312,457</b>	<b>\$238,964</b>	<b>\$49,676</b>	<b>\$0</b>	<b>\$0</b>

Schedule 9A: Cash Funds Reports  
 Department of Education  
 FY 2011-12 Budget Request  
 Fund 22A - Public School Capital Construction Assistance Fund  
 22-43.7-104, C.R.S.

Available Liquid Cash Fund Balance	Actual	Actual	Estimated	Requested	Projected
	FY 2008-09	FY 2009-10	FY 2010-11	FY 2011-12	FY 2012-13
<b>Cash in Beginning Fund Balance<sup>1</sup></b>	<b>\$0</b>	<b>\$61,031,695</b>	<b>\$40,834,102</b>	<b>\$32,932,321</b>	<b>\$27,237,174</b>
Actual / anticipated accounts receivable collections	\$0	\$0	\$0	\$0	\$0
Actual / anticipated fees collections	\$0	\$0	\$0	\$0	\$0
Actual / anticipated cash transferred in	\$86,050,462	\$5,036,296	\$12,400,993	\$10,200,000	\$10,200,000
Actual / anticipated other noncash assets converted to cash <sup>2</sup>	\$0	\$0	\$0	\$0	\$0
<b>Actual / Anticipated Cash Inflow During Fiscal Year</b>	<b>\$86,050,462</b>	<b>\$5,036,296</b>	<b>\$12,400,993</b>	<b>\$10,200,000</b>	<b>\$10,200,000</b>
Actual / appropriated / projected cash expenditures	\$25,018,767	\$25,233,889	\$20,302,774	\$15,895,147	\$18,867,721
Actual / anticipated cash used to pay short-term liabilities	\$0	\$0	\$0	\$0	\$0
Actual / anticipated nonappropriated debit service payments	\$0	\$0	\$0	\$0	\$0
Actual / anticipated nonappropriated loan issuances	\$0	\$0	\$0	\$0	\$0
Actual / anticipated other uses of cash <sup>3</sup>	\$0	\$0	\$0	\$0	\$0
<b>Actual / Appropriated Cash Outflow During Fiscal Year</b>	<b>\$25,018,767</b>	<b>\$25,233,889</b>	<b>\$20,302,774</b>	<b>\$15,895,147</b>	<b>\$18,867,721</b>
<b>Available Liquid Fund Balance Prior to New Requests</b>	<b>\$61,031,695</b>	<b>\$40,834,102</b>	<b>\$32,932,321</b>	<b>\$27,237,174</b>	<b>\$18,569,453</b>
Decision Item #1 - "Sample A"	N/A	N/A	\$0	\$0	\$0
Decision Item #2 - "Sample B"	N/A	N/A	\$0	\$0	\$0
<b>Change Requests Using Liquid Assets</b>	<b>N/A</b>	<b>N/A</b>	<b>\$0</b>	<b>\$0</b>	<b>\$0</b>
<b>Actual / Anticipated Liquid Fund Balance</b>	<b>\$61,031,695</b>	<b>\$40,834,102</b>	<b>\$32,932,321</b>	<b>\$27,237,174</b>	<b>\$18,569,453</b>

1 - Include only cash - exclude all other assets such as, receivables, investments, prepaids, capital assets, accumulated depreciation, and all short-term and long-term liabilities

2 - Includes sales of capital assets, sales of investments, collections of loans, etc.

3 - Includes nonappropriated purchases of capital assets and investments, new prepaid expense recorded, etc.

Fee Levels (if applicable)	Actual	Actual	Estimated	Request	Projected
	FY 2008-09	FY 2009-10	FY 2010-11	FY 2011-12	FY 2012-13
1. Fee Name	N/A	N/A	N/A	N/A	N/A
2. Fee Name	N/A	N/A	N/A	N/A	N/A
3. Fee Name	N/A	N/A	N/A	N/A	N/A

Schedule 9A: Cash Funds Reports  
 Department of Education  
 FY 2011-12 Budget Request  
 Fund 22A - Public School Capital Construction Assistance Fund  
 22-43.7-104, C.R.S.

Cash Fund Reserve Balance <sup>1</sup>	Actual	Actual	Estimated	Request	Projected
	FY 2008-09	FY 2009-10	FY 2010-11	FY 2011-12	FY 2012-13
Uncommitted Fee Reserve Balance (total reserve balance minus exempt assets and previously appropriated funds; calculated based on % of revenue from fees)	N/A	N/A	N/A	N/A	N/A
Target/Alternative Fee Reserve Balance (amount set in statute or 16.5% of total expenses)	N/A	N/A	N/A	N/A	N/A
<b>Excess Uncommitted Fee Reserve Balance</b>	<b>N/A</b>	<b>N/A</b>	<b>N/A</b>	<b>N/A</b>	<b>N/A</b>
Assessment of Potential for Compliance (check all that apply)	<input checked="" type="checkbox"/> Already in Compliance <input type="checkbox"/> Statute Change <sup>2</sup> <input type="checkbox"/> Planned Fee Reduction <sup>2</sup> <input type="checkbox"/> Planned One-time Expenditure(s) <sup>1</sup> <input type="checkbox"/> Planned Ongoing Expenditure(s) <sup>2</sup> <input type="checkbox"/> Waiver <sup>3</sup>				

1. This section is not required for funds outlined in 24-75-402 (5), C.R.S. (2007)
2. If plan is needed to meet compliance deadline, attach Form 9.B.
3. If pursuing a waiver, attach Form 9.C.

Cash Fund Narrative Information	
Purpose/Background of Fund	H.B. 08-1335: In order to increase the amount and timeliness of state financial assistance for public school facility capital construction projects, replaces existing capital construction assistance programs with a new financial assistance program. Creates the Public School Capital Construction Assistance (PSCCA) Fund.
Fee Sources	None.
Non-Fee Sources	<ul style="list-style-type: none"> <li>• 35 percent of the gross amount of income received during the fiscal year from income, mineral royalties, and interest derived from state public school lands (or more if required to make lease payments under the terms of lease-purchase agreements);</li> <li>• all net proceeds from the sale of certificates of participation (COPs) payable to the State under the terms of such lease-purchase agreements;</li> <li>• all local matching moneys; and</li> <li>• lottery proceeds that would otherwise be transferred to the General Fund.</li> </ul>
Long Bill Groups Supported by Fund	(1) Management and Administration (2) Assistance to Public Schools (C) Grant Programs and Other Distributions
Non-appropriated Fund Obligations	None.
Statutory or Other Restriction on Use of Fund	(1) Management and Administration (2) Assistance to Public Schools (C) Grant Programs and Other Distributions
Revenue Drivers	Income, mineral royalties, and interest derived from state public school lands; sale of certificates of participation (COPs) payable to the State under the terms of such lease-purchase agreements; all local matching moneys; and lottery proceeds.
Expenditure Drivers	Personal services, operating, legal services, and grants.
Explanation of any Long-term Liability Funding Requirements	None.

Schedule 9A: Cash Funds Reports  
 Department of Education  
 FY 2011-12 Budget Request  
 Fund 22A - Public School Capital Construction Assistance Fund  
 22-43.7-104, C.R.S.

Fund Expenditures Line Item Detail	Actual	Actual	Estimated	Request	Projected
	FY 2008-09	FY 2009-10	FY 2010-11	FY 2011-12	FY 2012-13
<b>(2) Assistance to Public Schools, (C) Grant Programs, Distributions, and Other Assistance</b>					
Personal Services	\$4,880,390	\$546,000	\$722,156	\$722,156	\$743,821
Purchased Services	N/A	\$7,649,181	\$18,155	\$18,155	\$18,155
Operating	\$59,868	\$64,434	\$74,307	\$74,307	\$74,307
Travel	\$14,057	\$14,069	\$14,000	\$14,000	\$14,000
Intergovernmental Payments	\$20,051,549	\$16,942,768	\$19,456,718	\$15,049,091	\$18,000,000
Transfers	\$12,903	\$17,437	\$17,438	\$17,438	\$17,438
Decision Item # (*) and Title	N/A	N/A	N/A	N/A	N/A
Division Subtotal	\$25,018,767	\$25,233,889	\$20,302,774	\$15,895,147	\$18,867,721
<b>TOTAL</b>	<b>\$25,018,767</b>	<b>\$25,233,889</b>	<b>\$20,302,774</b>	<b>\$15,895,147</b>	<b>\$18,867,721</b>

Schedule 9A: Cash Funds Reports  
Department of Education  
FY 2011-12 Budget Request  
Fund 22C - Full-day Kindergarten Facility Capital Construction Fund  
22-43.7-201, C.R.S.

Available Liquid Cash Fund Balance	Actual	Actual	Estimated	Requested	Projected
	FY 2008-09	FY 2009-10	FY 2010-11	FY 2011-12	FY 2012-13
<b>Cash in Beginning Fund Balance<sup>1</sup></b>	<b>\$0</b>	<b>\$0</b>	<b>\$37,017</b>	<b>\$37,017</b>	<b>\$37,017</b>
Actual / anticipated accounts receivable collections	\$0	\$0	\$0	\$0	\$0
Actual / anticipated fees collections	\$0	\$0	\$0	\$0	\$0
Actual / anticipated cash transferred in	\$0	\$37,017	\$0	\$0	\$0
Actual / anticipated other noncash assets converted to cash <sup>2</sup>	\$0	\$0	\$0	\$0	\$0
<b>Actual / Anticipated Cash Inflow During Fiscal Year</b>	<b>\$0</b>	<b>\$37,017</b>	<b>\$0</b>	<b>\$0</b>	<b>\$0</b>
Actual / appropriated / projected cash expenditures	\$0	\$0	\$0		
Actual / anticipated cash used to pay short-term liabilities	\$0	\$0	\$0	\$0	\$0
Actual / anticipated nonappropriated debit service payments	\$0	\$0	\$0	\$0	\$0
Actual / anticipated nonappropriated loan issuances	\$0	\$0	\$0	\$0	\$0
Actual / anticipated other uses of cash <sup>3</sup>	\$0	\$0	\$0	\$0	\$0
<b>Actual / Appropriated Cash Outflow During Fiscal Year</b>	<b>\$0</b>	<b>\$0</b>	<b>\$0</b>	<b>\$0</b>	<b>\$0</b>
<b>Available Liquid Fund Balance Prior to New Requests</b>	<b>\$0</b>	<b>\$37,017</b>	<b>\$37,017</b>	<b>\$37,017</b>	<b>\$37,017</b>
Decision Item #1 - "Sample A"	N/A	N/A	\$0	\$0	\$0
Decision Item #2 - "Sample B"	N/A	N/A	\$0	\$0	\$0
<b>Change Requests Using Liquid Assets</b>	<b>N/A</b>	<b>N/A</b>	<b>\$0</b>	<b>\$0</b>	<b>\$0</b>
<b>Actual / Anticipated Liquid Fund Balance</b>	<b>\$0</b>	<b>\$37,017</b>	<b>\$37,017</b>	<b>\$37,017</b>	<b>\$37,017</b>

1 - Include only cash - exclude all other assets such as, receivables, investments, prepaids, capital assets, accumulated depreciation, and all short-term and long-term liabilities

2 - Includes sales of capital assets, sales of investments, collections of loans, etc.

3 - Includes nonappropriated purchases of capital assets and investments, new prepaid expense recorded, etc.

Fee Levels (if applicable)	Actual	Actual	Estimated	Request	Projected
	FY 2008-09	FY 2009-10	FY 2010-11	FY 2011-12	FY 2012-13
1. Fee Name	N/A	N/A	N/A	N/A	N/A
2. Fee Name	N/A	N/A	N/A	N/A	N/A
3. Fee Name	N/A	N/A	N/A	N/A	N/A



Schedule 9A: Cash Funds Reports  
 Department of Education  
 FY 2011-12 Budget Request  
 Fund 22C - Full-day Kindergarten Facility Capital Construction Fund  
 22-43.7-201, C.R.S.

Cash Fund Reserve Balance <sup>1</sup>	Actual	Actual	Estimated	Request	Projected
	FY 2008-09	FY 2009-10	FY 2010-11	FY 2011-12	FY 2012-13
Uncommitted Fee Reserve Balance (total reserve balance minus exempt assets and previously appropriated funds; calculated based on % of revenue from fees)	N/A	N/A	N/A	N/A	N/A
Target/Alternative Fee Reserve Balance (amount set in statute or 16.5% of total expenses)	N/A	N/A	N/A	N/A	N/A
<b>Excess Uncommitted Fee Reserve Balance</b>	<b>N/A</b>	<b>N/A</b>	<b>N/A</b>	<b>N/A</b>	<b>N/A</b>
Assessment of Potential for Compliance (check all that apply)	<input checked="" type="checkbox"/> Already in Compliance <input type="checkbox"/> Statute Change <sup>2</sup> <input type="checkbox"/> Planned Fee Reduction <sup>2</sup> <input type="checkbox"/> Planned One-time Expenditure(s) <sup>1</sup> <input type="checkbox"/> Planned Ongoing Expenditure(s) <sup>2</sup> <input type="checkbox"/> Waiver <sup>3</sup>				

1. This section is not required for funds outlined in 24-75-402 (5), C.R.S. (2007)
2. If plan is needed to meet compliance deadline, attach Form 9.B.
3. If pursuing a waiver, attach Form 9.C.

Cash Fund Narrative Information	
Purpose/Background of Fund	The public school capital construction assistance board shall use the moneys in the fund to provide grants or matching grants to any school district or institute charter school that is undertaking a capital construction project to revovate a facility, rent a facility, or provide a temporary auxiliary facility that will be used in conjunction with providing a full-day kindergarten program.
Fee Sources	None.
Non-Fee Sources	Interest earnings
Long Bill Groups Supported by Fund	(2) Assistance to Public Schools, Full-day Kindergarten Facility Capital Construction Assistance
Non-appropriated Fund Obligations	None.
Statutory or Other Restriction on Use of Fund	Each budget year, the board shall use fifty percent of the moneys in the fund to provide grants pursuant to 22-43.7-201 (2), C.R.S. Further, the board shall use fifty percent of the moneys in the fund to provide matching grants pursuant to 22-43.7-201 (2), C.R.S.
Revenue Drivers	Interest earnings
Expenditure Drivers	The balance in the fund dictates the amount of grants provided.
Explanation of any Long-term Liability Funding Requirements	None.

Schedule 9A: Cash Funds Reports  
 Department of Education  
 FY 2011-12 Budget Request  
 Fund 22C - Full-day Kindergarten Facility Capital Construction Fund  
 22-43.7-201, C.R.S.

Fund Expenditures Line Item Detail	Actual	Actual	Estimated	Request	Projected
	FY 2008-09	FY 2009-10	FY 2010-11	FY 2011-12	FY 2012-13
<b>(2) Assistance to Public Schools, (C) Grant Programs, Distributions, and Other Assistance</b>					
Personal Services					
Purchased Services					
Operating					
Travel					
Intergovernmental Payments					
Transfers					
Decision Item # (*) and Title	N/A	N/A	N/A	N/A	N/A
Division Subtotal	\$0	\$0	\$0	\$0	\$0
<b>TOTAL</b>	<b>\$0</b>	<b>\$0</b>	<b>\$0</b>	<b>\$0</b>	<b>\$0</b>

Schedule 9A: Cash Funds Reports  
 Department of Education  
 FY 2011-12 Budget Request  
 Fund 24E - School Awards Program Fund  
 22-11-605, C.R.S.

Available Liquid Cash Fund Balance	Actual	Actual	Estimated	Requested	Projected
	FY 2008-09	FY 2009-10	FY 2010-11	FY 2011-12	FY 2012-13
<b>Cash in Beginning Fund Balance<sup>1</sup></b>	<b>\$0</b>	<b>\$0</b>	<b>\$0</b>	<b>\$0</b>	<b>\$0</b>
Actual / anticipated accounts receivable collections	\$0	\$0	\$0	\$0	\$0
Actual / anticipated fees collections	\$0	\$0	\$0	\$0	\$0
Actual / anticipated cash transferred in	\$0	\$250,000	\$0	\$0	\$0
Actual / anticipated other noncash assets converted to cash <sup>2</sup>	\$0	\$0	\$0	\$0	\$0
<b>Actual / Anticipated Cash Inflow During Fiscal Year</b>	<b>\$0</b>	<b>\$250,000</b>	<b>\$0</b>	<b>\$0</b>	<b>\$0</b>
Actual / appropriated / projected cash expenditures	\$0	\$250,000	\$0	\$0	\$0
Actual / anticipated cash used to pay short-term liabilities	\$0	\$0	\$0	\$0	\$0
Actual / anticipated nonappropriated debit service payments	\$0	\$0	\$0	\$0	\$0
Actual / anticipated nonappropriated loan issuances	\$0	\$0	\$0	\$0	\$0
Actual / anticipated other uses of cash <sup>3</sup>	\$0	\$0	\$0	\$0	\$0
<b>Actual / Appropriated Cash Outflow During Fiscal Year</b>	<b>\$0</b>	<b>\$250,000</b>	<b>\$0</b>	<b>\$0</b>	<b>\$0</b>
<b>Available Liquid Fund Balance Prior to New Requests</b>	<b>\$0</b>	<b>\$0</b>	<b>\$0</b>	<b>\$0</b>	<b>\$0</b>
Decision Item #1 - "Sample A"	N/A	N/A	\$0	\$0	\$0
Decision Item #2 - "Sample B"	N/A	N/A	\$0	\$0	\$0
<b>Change Requests Using Liquid Assets</b>	<b>N/A</b>	<b>N/A</b>	<b>\$0</b>	<b>\$0</b>	<b>\$0</b>
<b>Actual / Anticipated Liquid Fund Balance</b>	<b>\$0</b>	<b>\$0</b>	<b>\$0</b>	<b>\$0</b>	<b>\$0</b>

1 - Include only cash - exclude all other assets such as, receivables, investments, prepaids, capital assets, accumulated depreciation, and all short-term and long-term liabilities

2 - Includes sales of capital assets, sales of investments, collections of loans, etc.

3 - Includes nonappropriated purchases of capital assets and investments, new prepaid expense recorded, etc.

Fee Levels (if applicable)	Actual	Actual	Estimated	Request	Projected
	FY 2008-09	FY 2009-10	FY 2010-11	FY 2011-12	FY 2012-13
1. Fee Name	N/A	N/A	N/A	N/A	N/A
2. Fee Name	N/A	N/A	N/A	N/A	N/A
3. Fee Name	N/A	N/A	N/A	N/A	N/A

Schedule 9A: Cash Funds Reports  
 Department of Education  
 FY 2011-12 Budget Request  
 Fund 24E - School Awards Program Fund  
 22-11-605, C.R.S.

Cash Fund Reserve Balance <sup>1</sup>	Actual	Actual	Estimated	Request	Projected
	FY 2008-09	FY 2009-10	FY 2010-11	FY 2011-12	FY 2012-13
Uncommitted Fee Reserve Balance (total reserve balance minus exempt assets and previously appropriated funds; calculated based on % of revenue from fees)	N/A	N/A	N/A	N/A	N/A
Target/Alternative Fee Reserve Balance (amount set in statute or 16.5% of total expenses)	N/A	N/A	N/A	N/A	N/A
<b>Excess Uncommitted Fee Reserve Balance</b>	<b>N/A</b>	<b>N/A</b>	<b>N/A</b>	<b>N/A</b>	<b>N/A</b>
Assessment of Potential for Compliance (check all that apply)	<input checked="" type="checkbox"/> Already in Compliance <input type="checkbox"/> Statute Change <sup>2</sup> <input type="checkbox"/> Planned Fee Reduction <sup>2</sup> <input type="checkbox"/> Planned One-time Expenditure(s) <sup>1</sup> <input type="checkbox"/> Planned Ongoing Expenditure(s) <sup>2</sup> <input type="checkbox"/> Waiver <sup>3</sup>				

1. This section is not required for funds outlined in 24-75-402 (5), C.R.S. (2007)
2. If plan is needed to meet compliance deadline, attach Form 9.B.
3. If pursuing a waiver, attach Form 9.C.

Cash Fund Narrative Information	
Purpose/Background of Fund	To allow the transmission of financial awards to public schools of school districts and institute charter schools that demonstrate outstanding performance. Further, to provide tangible items of recognition, such as banners or trophies, to schools that are identified as eligible to receive the John Irwin schools of excellence awards, the governor's distinguished improvement awards, and the centers of excellence awards.
Fee Sources	None.
Non-Fee Sources	One-time \$250,000 deposit (2009-10) from the read-to-achieve cash fund. Gifts, grants and donations.
Long Bill Groups Supported by Fund	(2) Assistance to Public Schools
Non-appropriated Fund Obligations	None.
Statutory or Other Restriction on Use of Fund	None.
Revenue Drivers	Appropriation. Gifts, grants and donation
Expenditure Drivers	The number of school awards granted per year.
Explanation of any Long-term Liability Funding Requirements	None.

Schedule 9A: Cash Funds Reports  
 Department of Education  
 FY 2011-12 Budget Request  
 Fund 24E - School Awards Program Fund  
 22-11-605, C.R.S.

Fund Expenditures Line Item Detail	Actual	Actual	Estimated	Request	Projected
	FY 2008-09	FY 2009-10	FY 2010-11	FY 2011-12	FY 2012-13
<b>(2) Assistance to Public Schools, (C) Grant Programs, Distributions, and Other Assistance</b>					
Intergovernmental Payments	\$0	\$250,000	\$0	\$0	\$0
Transfers	\$0	\$0	\$0	\$0	\$0
Decision Item # (*) and Title	N/A	N/A	N/A	N/A	N/A
Division Subtotal	\$0	\$250,000	\$0	\$0	\$0
<b>TOTAL</b>	<b>\$0</b>	<b>\$250,000</b>	<b>\$0</b>	<b>\$0</b>	<b>\$0</b>

Schedule 9A: Cash Funds Reports  
 Department of Education  
 FY 2011-12 Budget Request  
 Fund 25E - Average Daily Membership Study Fund  
 22-54-135 (10) (b), C.R.S.

Available Liquid Cash Fund Balance	Actual	Actual	Estimated	Requested	Projected
	FY 2008-09	FY 2009-10	FY 2010-11	FY 2011-12	FY 2012-13
<b>Cash in Beginning Fund Balance<sup>1</sup></b>	<b>\$0</b>	<b>\$0</b>	<b>\$0</b>	<b>\$0</b>	<b>\$0</b>
Actual / anticipated accounts receivable collections	\$0	\$0	\$0	\$0	\$0
Actual / anticipated fees collections	\$0	\$0	\$0	\$0	\$0
Actual / anticipated cash transferred in	\$0	\$0	\$52,010	\$0	\$0
Actual / anticipated other noncash assets converted to cash <sup>2</sup>	\$0	\$0	\$0	\$0	\$0
<b>Actual / Anticipated Cash Inflow During Fiscal Year</b>	<b>\$0</b>	<b>\$0</b>	<b>\$52,010</b>	<b>\$0</b>	<b>\$0</b>
Actual / appropriated / projected cash expenditures	\$0	\$0	\$52,010	\$0	\$0
Actual / anticipated cash used to pay short-term liabilities	\$0	\$0	\$0	\$0	\$0
Actual / anticipated nonappropriated debit service payments	\$0	\$0	\$0	\$0	\$0
Actual / anticipated nonappropriated loan issuances	\$0	\$0	\$0	\$0	\$0
Actual / anticipated other uses of cash <sup>3</sup>	\$0	\$0	\$0	\$0	\$0
<b>Actual / Appropriated Cash Outflow During Fiscal Year</b>	<b>\$0</b>	<b>\$0</b>	<b>\$52,010</b>	<b>\$0</b>	<b>\$0</b>
<b>Available Liquid Fund Balance Prior to New Requests</b>	<b>\$0</b>	<b>\$0</b>	<b>\$0</b>	<b>\$0</b>	<b>\$0</b>
Decision Item #1 - "Sample A"	N/A	N/A	\$0	\$0	\$0
Decision Item #2 - "Sample B"	N/A	N/A	\$0	\$0	\$0
<b>Change Requests Using Liquid Assets</b>	<b>N/A</b>	<b>N/A</b>	<b>\$0</b>	<b>\$0</b>	<b>\$0</b>
<b>Actual / Anticipated Liquid Fund Balance</b>	<b>\$0</b>	<b>\$0</b>	<b>\$0</b>	<b>\$0</b>	<b>\$0</b>

1 - Include only cash - exclude all other assets such as, receivables, investments, prepaids, capital assets, accumulated depreciation, and all short-term and long-term liabilities

2 - Includes sales of capital assets, sales of investments, collections of loans, etc.

3 - Includes nonappropriated purchases of capital assets and investments, new prepaid expense recorded, etc.

Fee Levels (if applicable)	Actual	Actual	Estimated	Request	Projected
	FY 2008-09	FY 2009-10	FY 2010-11	FY 2011-12	FY 2012-13
1. Fee Name	N/A	N/A	N/A	N/A	N/A
2. Fee Name	N/A	N/A	N/A	N/A	N/A
3. Fee Name	N/A	N/A	N/A	N/A	N/A

Schedule 9A: Cash Funds Reports  
 Department of Education  
 FY 2011-12 Budget Request  
 Fund 25E - Average Daily Membership Study Fund  
 22-54-135 (10) (b), C.R.S.

Cash Fund Reserve Balance <sup>1</sup>	Actual	Actual	Estimated	Request	Projected
	FY 2008-09	FY 2009-10	FY 2010-11	FY 2011-12	FY 2012-13
Uncommitted Fee Reserve Balance (total reserve balance minus exempt assets and previously appropriated funds; calculated based on % of revenue from fees)	N/A	N/A	N/A	N/A	N/A
Target/Alternative Fee Reserve Balance (amount set in statute or 16.5% of total expenses)	N/A	N/A	N/A	N/A	N/A
<b>Excess Uncommitted Fee Reserve Balance</b>	<b>N/A</b>	<b>N/A</b>	<b>N/A</b>	<b>N/A</b>	<b>N/A</b>
Assessment of Potential for Compliance (check all that apply)	<input checked="" type="checkbox"/> Already in Compliance <input type="checkbox"/> Statute Change <sup>2</sup> <input type="checkbox"/> Planned Fee Reduction <sup>2</sup> <input type="checkbox"/> Planned One-time Expenditure(s) <sup>1</sup> <input type="checkbox"/> Planned Ongoing Expenditure(s) <sup>2</sup> <input type="checkbox"/> Waiver <sup>3</sup>				

1. This section is not required for funds outlined in 24-75-402 (5), C.R.S. (2007)
2. If plan is needed to meet compliance deadline, attach Form 9.B.
3. If pursuing a waiver, attach Form 9.C.

Cash Fund Narrative Information	
Purpose/Background of Fund	To allow CDE to contract with a private or private nonprofit Colorado-based education policy or research organization to conduct a study to evaluate the feasibility, local education provider impact, and design of a system to allow the calculation of a district's pupil enrollment based on the average number of days that a pupil is enrolled in the district during the school year.
Fee Sources	None.
Non-Fee Sources	Gifts, grants and donations.
Long Bill Groups Supported by Fund	(2) Assistance to Public Schools
Non-appropriated Fund Obligations	None.
Statutory or Other Restriction on Use of Fund	The General Assembly may appropriate up to three percent of the moneys in the fund to CDE for administrative and indirect costs. If moneys become available, CDE must request spending authority.
Revenue Drivers	Gifts, grants and donations.
Expenditure Drivers	Value of the contract with a vender to conduct the study.
Explanation of any Long-term Liability Funding Requirements	None.

Schedule 9A: Cash Funds Reports  
 Department of Education  
 FY 2011-12 Budget Request  
 Fund 25E - Average Daily Membership Study Fund  
 22-54-135 (10) (b), C.R.S.

Fund Expenditures Line Item Detail	Actual	Actual	Estimated	Request	Projected
	FY 2008-09	FY 2009-10	FY 2010-11	FY 2011-12	FY 2012-13
<b>(2) Assistance to Public Schools, (C) Grant Programs, Distributions, and Other Assistance</b>					
Personal Services	\$0	\$0	\$0	\$0	\$0
Purchased Services	\$0	\$0	\$52,010	\$0	\$0
Decision Item # (*) and Title	N/A	N/A	N/A	N/A	N/A
Division Subtotal	\$0	\$0	\$52,010	\$0	\$0
<b>TOTAL</b>	<b>\$0</b>	<b>\$0</b>	<b>\$52,010</b>	<b>\$0</b>	<b>\$0</b>



Schedule 9A: Cash Funds Reports  
Department of Education  
FY 2011-12 Budget Request  
Fund 25F - Great Teachers and Leaders Fund  
22-9-105.7 (1), C.R.S.

Available Liquid Cash Fund Balance	Actual	Actual	Estimated	Requested	Projected
	FY 2008-09	FY 2009-10	FY 2010-11	FY 2011-12	FY 2012-13
<b>Cash in Beginning Fund Balance<sup>1</sup></b>	<b>\$0</b>	<b>\$0</b>	<b>\$0</b>	<b>\$0</b>	<b>\$0</b>
Actual / anticipated accounts receivable collections	\$0	\$0	\$0	\$0	\$0
Actual / anticipated fees collections	\$0	\$0	\$0	\$0	\$0
Actual / anticipated cash transferred in	\$0	\$0	\$250,000	\$250,000	\$0
Actual / anticipated other noncash assets converted to cash <sup>2</sup>	\$0	\$0	\$0	\$0	\$0
<b>Actual / Anticipated Cash Inflow During Fiscal Year</b>	<b>\$0</b>	<b>\$0</b>	<b>\$250,000</b>	<b>\$250,000</b>	<b>\$0</b>
Actual / appropriated / projected cash expenditures	\$0	\$0	\$250,000	\$250,000	\$0
Actual / anticipated cash used to pay short-term liabilities	\$0	\$0	\$0	\$0	\$0
Actual / anticipated nonappropriated debit service payments	\$0	\$0	\$0	\$0	\$0
Actual / anticipated nonappropriated loan issuances	\$0	\$0	\$0	\$0	\$0
Actual / anticipated other uses of cash <sup>3</sup>	\$0	\$0	\$0	\$0	\$0
<b>Actual / Appropriated Cash Outflow During Fiscal Year</b>	<b>\$0</b>	<b>\$0</b>	<b>\$250,000</b>	<b>\$250,000</b>	<b>\$0</b>
<b>Available Liquid Fund Balance Prior to New Requests</b>	<b>\$0</b>	<b>\$0</b>	<b>\$0</b>	<b>\$0</b>	<b>\$0</b>
Decision Item #1 - "Sample A"	N/A	N/A	\$0	\$0	\$0
Decision Item #2 - "Sample B"	N/A	N/A	\$0	\$0	\$0
<b>Change Requests Using Liquid Assets</b>	<b>N/A</b>	<b>N/A</b>	<b>\$0</b>	<b>\$0</b>	<b>\$0</b>
<b>Actual / Anticipated Liquid Fund Balance</b>	<b>\$0</b>	<b>\$0</b>	<b>\$0</b>	<b>\$0</b>	<b>\$0</b>

1 - Include only cash - exclude all other assets such as, receivables, investments, prepaids, capital assets, accumulated depreciation, and all short-term and long-term liabilities

2 - Includes sales of capital assets, sales of investments, collections of loans, etc.

3 - Includes nonappropriated purchases of capital assets and investments, new prepaid expense recorded, etc.

Fee Levels (if applicable)	Actual	Actual	Estimated	Request	Projected
	FY 2008-09	FY 2009-10	FY 2010-11	FY 2011-12	FY 2012-13
1. Fee Name	N/A	N/A	N/A	N/A	N/A
2. Fee Name	N/A	N/A	N/A	N/A	N/A
3. Fee Name	N/A	N/A	N/A	N/A	N/A

Schedule 9A: Cash Funds Reports  
 Department of Education  
 FY 2011-12 Budget Request  
 Fund 25F - Great Teachers and Leaders Fund  
 22-9-105.7 (1), C.R.S.

Cash Fund Reserve Balance <sup>1</sup>	Actual	Actual	Estimated	Request	Projected
	FY 2008-09	FY 2009-10	FY 2010-11	FY 2011-12	FY 2012-13
Uncommitted Fee Reserve Balance (total reserve balance minus exempt assets and previously appropriated funds; calculated based on % of revenue from fees)	N/A	N/A	N/A	N/A	N/A
Target/Alternative Fee Reserve Balance (amount set in statute or 16.5% of total expenses)	N/A	N/A	N/A	N/A	N/A
<b>Excess Uncommitted Fee Reserve Balance</b>	<b>N/A</b>	<b>N/A</b>	<b>N/A</b>	<b>N/A</b>	<b>N/A</b>
Assessment of Potential for Compliance (check all that apply)	<input checked="" type="checkbox"/> Already in Compliance <input type="checkbox"/> Statute Change <sup>2</sup> <input type="checkbox"/> Planned Fee Reduction <sup>2</sup> <input type="checkbox"/> Planned One-time Expenditure(s) <sup>1</sup> <input type="checkbox"/> Planned Ongoing Expenditure(s) <sup>2</sup> <input type="checkbox"/> Waiver <sup>3</sup>				

1. This section is not required for funds outlined in 24-75-402 (5), C.R.S. (2007)
2. If plan is needed to meet compliance deadline, attach Form 9.B.
3. If pursuing a waiver, attach Form 9.C.

Cash Fund Narrative Information	
Purpose/Background of Fund	To allow CDE to implement the Great Teachers and Leaders program pursuant to SB10-191.
Fee Sources	None.
Non-Fee Sources	Gifts, grants and donations. Contingency Reserve Fund. State Education Fund.
Long Bill Groups Supported by Fund	(2) Assistance to Public Schools
Non-appropriated Fund Obligations	None.
Statutory or Other Restriction on Use of Fund	Moneys in the fund are continuously appropriated.
Revenue Drivers	Statute directs that \$250,000 be made available.
Expenditure Drivers	Programs costs are limited by the moneys in the fund.
Explanation of any Long-term Liability Funding Requirements	None.

Schedule 9A: Cash Funds Reports  
 Department of Education  
 FY 2011-12 Budget Request  
 Fund 25F - Great Teachers and Leaders Fund  
 22-9-105.7 (1), C.R.S.

Fund Expenditures Line Item Detail	Actual	Actual	Estimated	Request	Projected
	FY 2008-09	FY 2009-10	FY 2010-11	FY 2011-12	FY 2012-13
<b>(2) Assistance to Public Schools, (C) Grant Programs, Distributions, and Other Assistance</b>					
Distributions	\$0	\$0	\$250,000	\$250,000	\$0
Decision Item # (*) and Title	N/A	N/A	N/A	N/A	N/A
Division Subtotal	\$0	\$0	\$250,000	\$250,000	\$0
<b>TOTAL</b>	<b>\$0</b>	<b>\$0</b>	<b>\$250,000</b>	<b>\$250,000</b>	<b>\$0</b>

Schedule 9A: Cash Funds Reports  
Department of Education  
FY 2011-12 Budget Request  
Fund 241 - Comprehensive Health Education Fund  
22-25-109, C.R.S. (2008)

Available Liquid Cash Fund Balance	Actual	Actual	Estimated	Requested	Projected
	FY 2008-09	FY 2009-10	FY 2010-11	FY 2011-12	FY 2012-13
<b>Cash in Beginning Fund Balance<sup>1</sup></b>	<b>\$816,222</b>	<b>\$236,077</b>	<b>\$114</b>	<b>\$0</b>	<b>\$0</b>
Actual / anticipated accounts receivable collections	\$0	\$0	\$0	\$0	\$0
Actual / anticipated fees collections	\$0	\$0	\$0	\$0	\$0
Actual / anticipated cash transferred in	\$10,821	\$1,037	\$0	\$0	\$0
Actual / anticipated other noncash assets converted to cash <sup>2</sup>	\$0	\$0	\$0	\$0	\$0
<b>Actual / Anticipated Cash Inflow During Fiscal Year</b>	<b>\$10,821</b>	<b>\$1,037</b>	<b>\$0</b>	<b>\$0</b>	<b>\$0</b>
Actual / appropriated / projected cash expenditures	\$590,966	\$237,000	\$114	\$0	\$0
Actual / anticipated cash used to pay short-term liabilities	\$0	\$0	\$0	\$0	\$0
Actual / anticipated nonappropriated debit service payments	\$0	\$0	\$0	\$0	\$0
Actual / anticipated nonappropriated loan issuances	\$0	\$0	\$0	\$0	\$0
Actual / anticipated other uses of cash <sup>3</sup>	\$0	\$0	\$0	\$0	\$0
<b>Actual / Appropriated Cash Outflow During Fiscal Year</b>	<b>\$590,966</b>	<b>\$237,000</b>	<b>\$114</b>	<b>\$0</b>	<b>\$0</b>
<b>Available Liquid Fund Balance Prior to New Requests</b>	<b>\$236,077</b>	<b>\$114</b>	<b>\$0</b>	<b>\$0</b>	<b>\$0</b>
Decision Item #1 - "Sample A"	N/A	N/A	\$0	\$0	\$0
Decision Item #2 - "Sample B"	N/A	N/A	\$0	\$0	\$0
<b>Change Requests Using Liquid Assets</b>	<b>N/A</b>	<b>N/A</b>	<b>\$0</b>	<b>\$0</b>	<b>\$0</b>
<b>Actual / Anticipated Liquid Fund Balance</b>	<b>\$236,077</b>	<b>\$114</b>	<b>\$0</b>	<b>\$0</b>	<b>\$0</b>

1 - Include only cash - exclude all other assets such as, receivables, investments, prepaids, capital assets, accumulated depreciation, and all short-term and long-term liabilities

2 - Includes sales of capital assets, sales of investments, collections of loans, etc.

3 - Includes nonappropriated purchases of capital assets and investments, new prepaid expense recorded, etc.

Fee Levels (if applicable)	Actual	Actual	Estimated	Request	Projected
	FY 2008-09	FY 2009-10	FY 2010-11	FY 2011-12	FY 2012-13
1. Fee Name	N/A	N/A	N/A	N/A	N/A
2. Fee Name	N/A	N/A	N/A	N/A	N/A
3. Fee Name	N/A	N/A	N/A	N/A	N/A

Schedule 9A: Cash Funds Reports  
 Department of Education  
 FY 2011-12 Budget Request  
 Fund 241 - Comprehensive Health Education Fund  
 22-25-109, C.R.S. (2008)

Cash Fund Reserve Balance <sup>1</sup>	Actual	Actual	Estimated	Request	Projected
	FY 2008-09	FY 2009-10	FY 2010-11	FY 2011-12	FY 2012-13
Uncommitted Fee Reserve Balance (total reserve balance minus exempt assets and previously appropriated funds; calculated based on % of revenue from fees)	N/A	N/A	N/A	N/A	N/A
Target/Alternative Fee Reserve Balance (amount set in statute or 16.5% of total expenses)	N/A	N/A	N/A	N/A	N/A
<b>Excess Uncommitted Fee Reserve Balance</b>	<b>N/A</b>	<b>N/A</b>	<b>N/A</b>	<b>N/A</b>	<b>N/A</b>
Assessment of Potential for Compliance (check all that apply)	X Already in Compliance      ___ Statute Change <sup>2</sup> ___ Planned Fee Reduction <sup>2</sup>				
	___ Planned One-time Expenditure(s) <sup>1</sup> ___ Planned Ongoing Expenditure(s) <sup>2</sup> ___ Waiver <sup>3</sup>				

1. This section is not required for funds outlined in 24-75-402 (5), C.R.S. (2007)
2. If plan is needed to meet compliance deadline, attach Form 9.B.
3. If pursuing a waiver, attach Form 9.C.

Cash Fund Narrative Information	
Purpose/Background of Fund	The Colorado Comprehensive Health Education Act of 1990 encourages every school district and BOCES to promote healthy lifestyles and prevent risk behavior through a planned, sequential program of health education. The program includes curriculum in health topics and prevention activities such as violence and gang prevention, injury prevention, bicycle safety, nutrition education and physical activity classes. Strong parental and community involvement is required. Written notification with exemption rights of parents is required for any class dealing with sexuality education provided through this grant. Competitive grants are awarded on a three-year cycle.
Fee Sources	None.
Non-Fee Sources	Recoveries of overpayments to school districts or charter schools.
Long Bill Groups Supported by Fund	(2) Assistance to Public Schools (B) Categorical Programs (II) Other Categorical Programs – Comprehensive Health Education
Non-appropriated Fund Obligations	None.
Statutory or Other Restriction on Use of Fund	Funds must be used for implementation of the Comprehensive Health Education Act.
Revenue Drivers	Recoveries of overpayments to school districts or charter schools.
Expenditure Drivers	Expenditures are 100% distribution.
Explanation of any Long-term Liability Funding Requirements	None.

Schedule 9A: Cash Funds Reports  
 Department of Education  
 FY 2011-12 Budget Request  
 Fund 241 - Comprehensive Health Education Fund  
 22-25-109, C.R.S. (2008)

Fund Expenditures Line Item Detail	Actual	Actual	Estimated	Request	Projected
	FY 2008-09	FY 2009-10	FY 2010-11	FY 2011-12	FY 2012-13
<b>(2) Assistance to Public Schools, (B) Categorical Programs</b>					
Personal Services	\$22,352	\$0	\$0	\$0	\$0
Operating	\$3,647	\$0	\$0	\$0	\$0
Travel	\$697	\$0	\$0	\$0	\$0
Intergovernmental Payments	\$564,270	\$237,000	\$0	\$0	\$0
Transfers	\$0	\$0	\$114	\$0	\$0
Decision Item # (*) and Title	N/A	N/A	N/A	N/A	N/A
Division Subtotal	\$590,966	\$237,000	\$114	\$0	\$0
<b>TOTAL</b>	<b>\$590,966</b>	<b>\$237,000</b>	<b>\$114</b>	<b>\$0</b>	<b>\$0</b>

Schedule 9A: Cash Funds Reports  
 Department of Education  
 FY 2011-12 Budget Request  
 Fund 293 - Educator Licensure Cash Fund  
 22-60.5-112, C.R.S. (2008)

Available Liquid Cash Fund Balance	Actual	Actual	Estimated	Requested	Projected
	FY 2008-09	FY 2009-10	FY 2010-11	FY 2011-12	FY 2012-13
<b>Cash in Beginning Fund Balance<sup>1</sup></b>	<b>\$573,758</b>	<b>\$582,967</b>	<b>\$285,572</b>	<b>\$0</b>	<b>\$0</b>
Actual / anticipated accounts receivable collections	\$0	\$0	\$0	\$0	\$0
Actual / anticipated fees collections	\$2,097,557	\$1,884,099	\$1,894,465	\$1,964,465	\$1,964,465
Actual / anticipated cash transferred in	\$0	\$0	\$0	\$0	\$0
Actual / anticipated other noncash assets converted to cash <sup>2</sup>	\$0	\$0	\$0	\$0	\$0
<b>Actual / Anticipated Cash Inflow During Fiscal Year</b>	<b>\$2,097,557</b>	<b>\$1,884,099</b>	<b>\$1,894,465</b>	<b>\$1,964,465</b>	<b>\$1,964,465</b>
Actual / appropriated / projected cash expenditures	\$2,088,348	\$2,181,494	\$2,180,037	\$1,964,465	\$1,964,465
Actual / anticipated cash used to pay short-term liabilities	\$0	\$0	\$0	\$0	\$0
Actual / anticipated nonappropriated debit service payments	\$0	\$0	\$0	\$0	\$0
Actual / anticipated nonappropriated loan issuances	\$0	\$0	\$0	\$0	\$0
Actual / anticipated other uses of cash <sup>3</sup>	\$0	\$0	\$0	\$0	\$0
<b>Actual / Appropriated Cash Outflow During Fiscal Year</b>	<b>\$2,088,348</b>	<b>\$2,181,494</b>	<b>\$2,180,037</b>	<b>\$1,964,465</b>	<b>\$1,964,465</b>
<b>Available Liquid Fund Balance Prior to New Requests</b>	<b>\$582,967</b>	<b>\$285,572</b>	<b>\$0</b>	<b>\$0</b>	<b>\$0</b>
<b>Change Requests Using Liquid Assets</b>	<b>N/A</b>	<b>N/A</b>	<b>N/A</b>	<b>\$0</b>	<b>\$0</b>
<b>Actual / Anticipated Liquid Fund Balance</b>	<b>\$582,967</b>	<b>\$285,572</b>	<b>\$0</b>	<b>\$0</b>	<b>\$0</b>

1 - Include only cash - exclude all other assets such as, receivables, investments, prepaids, capital assets, accumulated depreciation, and all short-term and long-term liabilities

2 - Includes sales of capital assets, sales of investments, collections of loans, etc.

3 - Includes nonappropriated purchases of capital assets and investments, new prepaid expense recorded, etc.

Schedule 9A: Cash Funds Reports  
 Department of Education  
 FY 2011-12 Budget Request  
 Fund 293 - Educator Licensure Cash Fund  
 22-60.5-112, C.R.S. (2008)

Fee Levels (if applicable)	Actual	Actual	Estimated	Request	Projected
	FY 2008-09	FY 2009-10	FY 2010-11	FY 2011-12	FY 2012-13
1. 1 Year Teacher's License	\$30	\$30	\$36	\$36	\$36
2. Full Teacher's License	\$60	\$60	\$72	\$72	\$72
Cash Fund Reserve Balance <sup>1</sup>	Actual	Actual	Estimated	Request	Projected
	FY 2008-09	FY 2008-09	FY 2009-10	FY 2010-11	FY 2012-13
Uncommitted Fee Reserve Balance (total reserve balance minus exempt assets and previously appropriated funds; calculated based on % of revenue from fees)	\$582,967	\$285,572	\$0	\$0	\$0
Target/Alternative Fee Reserve Balance (amount set in statute or 16.5% of total expenses)	\$344,577	\$359,947	\$359,706	\$324,137	\$324,137
<b>Excess Uncommitted Fee Reserve Balance</b>	<b>\$238,390</b>	<b>(\$74,375)</b>	<b>(\$359,706)</b>	<b>(\$324,137)</b>	<b>(\$324,137)</b>
Assessment of Potential for Compliance (check all that apply)	<input checked="" type="checkbox"/> Already in Compliance <input type="checkbox"/> Statute Change <sup>2</sup> <input type="checkbox"/> Planned Fee Reduction <sup>2</sup> <input type="checkbox"/> Planned One-time Expenditure(s) <sup>1</sup> <input type="checkbox"/> Planned Ongoing Expenditure(s) <sup>2</sup> <input type="checkbox"/> Waiver <sup>3</sup>				

1. This section is not required for funds outlined in 24-75-402 (5), C.R.S. (2007)
2. If plan is needed to meet compliance deadline, attach Form 9.B.
3. If pursuing a waiver, attach Form 9.C.

Cash Fund Narrative Information	
Purpose/Background of Fund	Pursuant to 22-60.5-112 C.R.S., the State Board of Education annually adjusts fees charged for licensing purposes, if necessary, so that revenues generated approximates the direct and indirect costs of administering the Colorado Educator Licensing Act. Fee revenues are deposited into the Educator Licensure Cash Fund.
Fee Sources	K-12 Educator License Applications
Non-Fee Sources	None.
Long Bill Groups Supported by Fund	Long Bill Group: (1) Management and Administration Line Items: Office of Professional Services, Legal Services, Administrative Law Judges, Risk Management, Capital Complex, Worker's Compensation.
Non-appropriated Fund Obligations	None.
Statutory or Other Restriction on Use of Fund	Funds are to be used for the direct and indirect costs associated with activities for the licensure of Colorado educators.
Revenue Drivers	Number of applications for Colorado educator licenses.



Schedule 9A: Cash Funds Reports  
 Department of Education  
 FY 2011-12 Budget Request  
 Fund 293 - Educator Licensure Cash Fund  
 22-60.5-112, C.R.S. (2008)

Expenditure Drivers	The direct and indirect costs associated with the Educator Licensure Unit at CDE. The primary cost drivers are personal services costs (19.0 FTE in the unit), legal services and mailing expenses.
Explanation of any Long-term Liability Funding Requirements	None.

Fund Expenditures Line Item Detail	Actual	Actual	Estimated	Request	Projected
	FY 2008-09	FY 2009-10	FY 2010-11	FY 2011-12	FY 2012-13
<b>(1) Management and Administration, (A) Administration</b>					
Personal Services	\$1,307,285	\$1,329,271	\$1,319,271	\$1,229,271	\$1,229,271
Purchased Services	\$0	\$39,474	\$39,474	\$22,445	\$22,445
Operating	\$557,670	\$572,425	\$580,968	\$472,425	\$472,425
Travel	\$2,221	\$9,172	\$9,172	\$9,172	\$9,172
Intergovernmental Payments	\$0	\$0	\$0	\$0	\$0
Transfers	\$221,172	\$231,152	\$231,152	\$231,152	\$231,152
Decision Item # (*) and Title	N/A	N/A	N/A	N/A	N/A
Division Subtotal	\$2,088,348	\$2,181,494	\$2,180,037	\$1,964,465	\$1,964,465
<b>TOTAL</b>	<b>\$2,088,348</b>	<b>\$2,181,494</b>	<b>\$2,180,037</b>	<b>\$1,964,465</b>	<b>\$1,964,465</b>

Colorado Department of Education  
 FY 2011-12 Budget Cycle  
 FY 2009-10 Divisional Personal Services Detail

(1) Division of Management and Administration

	FY 2008-09		FY 2009-10	
	FTE	Expenditures	FTE	Expenditures
Appropriated Amount Related to Personal Services	120.2	\$28,603,279	132.1	\$29,753,084
Allocation of POTS funding to Division	N/A	\$416,662	N/A	\$666,160
<b>Total Spending Authority in Division for Personal Services</b>	<b>120.2</b>	<b>\$29,019,941</b>	<b>132.1</b>	<b>\$30,419,244</b>
<b>Full- and Part-Time Employee Expenditures (including Salary Survey and Performance-based Pay)</b>	<b>98.1</b>	<b>\$7,010,654</b>	<b>114.3</b>	<b>\$7,791,752</b>
PERA and Medicare Costs		\$790,209		\$880,120
State Temporary Staff		\$52,974		\$99,625
Sick and Annual Leave Payouts	3.4	\$246,470	3.9	\$341,564
Contract Services		\$20,104,202		\$20,286,832
Other Expenditures		\$86,580		\$60,801
<b>Total Temporary, Contract, and Other Expenditures</b>	<b>3.4</b>	<b>\$21,280,434</b>	<b>3.9</b>	<b>\$21,668,943</b>
POTS Expenditures (excluding Salary Survey and Performance-based Pay)		\$728,853		\$958,549
Roll Forwards		\$0		\$0
<b>Total Expenditures for Division</b>	<b>101.5</b>	<b>\$29,019,941</b>	<b>118.2</b>	<b>\$30,419,244</b>
<b>Amount Under/(Over) Expended</b>	<b>18.7</b>	<b>(\$0)</b>	<b>13.9</b>	<b>(\$0)</b>

Colorado Department of Education  
 FY 2011-12 Budget Cycle  
 FY 2009-10 Position and Object Code Detail

(1) MANAGEMENT AND ADMINISTRATION; (A) Administration and Centrally-Appropriated Line Items, State Board of Education

Position Code	Position Type	FTE	FY 2008-09 Expenditures	FTE	FY 2009-10 Expenditures
106800	CONSULTANT	0.93	\$36,047	0.83	\$30,138
128400	DIRECTOR	1.00	\$76,970	1.00	\$80,476
167500	EXECUTIVE ASSISTANT	0.00	\$0	0.17	\$7,613
		0.00	\$0	0.00	\$0
<b>Total Full and Part-time Employee Expenditures</b>		<b>1.9</b>	<b>\$113,017</b>	<b>2.0</b>	<b>\$118,227</b>
PERA Contributions		N/A	\$11,138	N/A	\$10,238
Medicare		N/A	\$1,537	N/A	\$1,702
State Temporary Employees		N/A	\$0	N/A	\$0
Sick and Annual Leave Payouts		0.01	\$0	0.00	\$0
Contract Services (due to vacancy savings)		N/A	\$0	N/A	\$0
Contract Services (budgeted - not due to vacancy savings)		N/A	\$15,095	N/A	\$13,288
Unemployment Insurance		N/A	\$0	N/A	\$0
Other Expenditures (specify as necessary)		N/A	\$1,874	N/A	\$1,677
<b>Total Temporary, Contract, and Other Expenditures</b>		<b>0.0</b>	<b>\$29,644</b>	<b>0.0</b>	<b>\$26,905</b>
POTS Expenditures (excluding Salary Survey and Performance-based Pay already included above)		N/A	\$13,087	N/A	\$13,091
Roll Forwards for Personal Services		N/A	\$0	N/A	\$0
<b>Subtotal Expenditures for Personal Services</b>		<b>1.9</b>	<b>\$155,748</b>	<b>2.0</b>	<b>\$158,224</b>
Object Code	Object Code Description		FY 2008-09 Expenditures		FY 2009-10 Expenditures
2210	OTHER MAINTENANCE/REPAIR SVCS		\$752		\$0
2220	BLDG MAINTENANCE/REPAIR SVCS		\$0		\$1,279
2230	EQUIP MAINTENANCE/REPAIR SVCS		\$0		\$180
2259	PARKING FEE REIMBURSEMENT		\$1,900		\$1,650
2510	IN-STATE TRAVEL		\$5		\$3
2513	IN-STATE PERS VEHICLE REIMBSMT		\$86		\$118
2515	STATE-OWNED VEHICLE CHARGE		\$0		\$118
2520	IN-STATE TRAVEL/NON-EMPLOYEE		\$19,508		\$22,525
2530	OUT-OF-STATE TRAVEL		\$0		\$1,769
2540	OUT-OF-STATE TRAVEL/NON-EMPL		\$763		\$16,410
2630	COMM SVCS FROM DIV OF TELECOM		\$2,333		\$2,027
2631	COMM SVCS FROM OUTSIDE SOURCES		\$3,728		\$924
2680	PRINTING/REPRODUCTION SERVICES		\$2,081		\$2,171
3110	OTHER SUPPLIES & MATERIALS		\$749		\$2,410
3115	DATA PROCESSING SUPPLIES		\$69		\$1,950
3116	NONCAP IT - PURCHASED PC SW		\$0		\$381
3120	BOOKS/PERIODICALS/SUBSCRIPTION		\$20		\$180
3121	OFFICE SUPPLIES		\$1,981		\$3,855
3123	POSTAGE		\$438		\$912
3128	NONCAPITALIZED EQUIPMENT		\$170		\$499
3140	NONCAPITALIZED IT - PC'S		\$9,377		\$1,568
3143	NONCAPITALIZED IT - OTHER		\$463		\$2,324
3147	NONCAP IT-PURCHASED NETWORK SW		\$0		\$1,245
4100	OTHER OPERATING EXPENSES		\$60		\$439
4140	DUES AND MEMBERSHIPS		\$26,562		\$32,786
4181	CUSTOMER WORKSHOPS		\$3,272		\$4,060
4220	REGISTRATION FEES		\$0		\$2,980
4256	OTHER BENEFIT PLAN EXPENSE		\$25		\$291
4260	NONEMPLOYEE REIMBURSEMENTS		\$0		\$3,823
6280	OTHER CAP EQUIPMENT-DIR PURCH		\$7,325		\$0
<b>Total Expenditures Denoted in Object Codes</b>			<b>\$81,664</b>		<b>\$108,875</b>
Transfers			\$0		\$0
Roll Forwards for Operating Expenses			\$0		\$0
<b>Subtotal Expenditures for Operating Expenses</b>			<b>\$81,664</b>		<b>\$108,875</b>
<b>Total FTE and Expenditures for Line Item</b>		<b>1.9</b>	<b>\$237,411</b>	<b>2.0</b>	<b>\$267,099</b>
<b>Total Spending Authority for Line Item</b>		<b>2.0</b>	<b>\$254,471</b>	<b>2.0</b>	<b>\$291,478</b>
<b>Amount Under/(Over) Expended</b>		<b>0.1</b>	<b>\$17,060</b>	<b>0.0</b>	<b>\$24,379</b>
<i>Explanation of Reversion / Overexpenditure:</i> The State Board of Education managed its appropriation carefully in an effort to return at least \$20,000 to the General Fund in the current year					
Approved Adjustments to FY 2009-10 Appropriation		FTE	Total Funds	FTE	Total Funds

Removal of all POTS transfers, Roll-forwards and Restrictions			N/A	\$0
Reverse Furlough Adjustment from FY 2009-10				\$3,513
Budget Amendment BA-02, Statewide 2.5% PERA Impact				(\$2,854)
Budget Amendment, General Operating Expense Reduction				(\$4,880)
Removal of one-time funding			N/A	\$0
Annualization of Salary and Benefits			0.0	\$0
Decision Item #			0.0	\$0
Joint Budget Committee Action			0.0	\$0
<b>FY 2010-11 Appropriation</b>	<b>2.0</b>	<b>\$291,478</b>	<b>2.0</b>	<b>\$287,257</b>

Colorado Department of Education  
 FY 2011-12 Budget Cycle  
 FY 2009-10 Position and Object Code Detail

(1) MANAGEMENT AND ADMINISTRATION; (A) Administration and Centrally-Appropriated Line Items, General Department and Program Administration

Position Code	Position Type	FTE	FY 2008-09 Expenditures	FTE	FY 2009-10 Expenditures
101400	ASSISTANT COMMISSIONER	0.10	\$13,299	0.10	\$12,890
105000	CHIEF OF STAFF	0.64	\$57,265	0.70	\$63,385
105800	COMMISSIONER	1.00	\$223,860	1.00	\$216,972
106800	CONSULTANT	3.09	\$160,191	3.25	\$184,241
108700	DEPUTY COMMISSIONER	1.91	\$320,800	1.49	\$239,613
112000	EXECUTIVE DIRECTOR	1.45	\$166,754	1.00	\$116,308
114600	LEGISLATIVE LIASON	0.82	\$73,218	0.84	\$73,306
120300	PRINCIPAL CONSULTANT	0.57	\$48,336	1.89	\$146,434
124000	SENIOR CONSULTANT	4.07	\$235,479	2.68	\$156,484
126800	SUPERVISOR I	0.50	\$46,604	0.50	\$45,170
128400	DIRECTOR	2.40	\$249,180	2.18	\$228,408
165500	ASSISTANT DIRECTOR	0.15	\$14,308	0.00	\$0
167500	EXECUTIVE ASSISTANT	0.95	\$46,885	1.43	\$79,321
H4R1XX	PROGRAM ASSISTANT I	0.00	\$0	0.17	\$7,769
H4R2XX	PROGRAM ASSISTANT II	1.25	\$57,602	0.90	\$37,349
H6G2TX	GENERAL PROFESSIONAL II	3.01	\$149,124	2.52	\$121,004
H6G3XX	GENERAL PROFESSIONAL III	0.20	\$13,366	0.45	\$25,071
H6G4XX	GENERAL PROFESSIONAL IV	1.00	\$72,996	1.00	\$70,750
H6G5XX	GENERAL PROFESSIONAL V	1.00	\$87,864	1.00	\$85,160
H6G8XX	MANAGEMENT	0.00	\$0	0.73	\$77,682
H8A2XX	ACCOUNTANT II	0.00	\$0	1.00	\$58,456
H8A3XX	ACCOUNTANT III	0.00	\$0	2.00	\$152,130
H8B3XX	ACCOUNTING TECHNICIAN III	0.00	\$0	3.00	\$132,288
H8B4XX	ACCOUNTING TECHNICIAN IV	0.00	\$0	1.00	\$49,640
H8C3XX	CONTROLLER III	0.00	\$0	1.00	\$111,260
H8D2XX	AUDITOR I	0.00	\$0	0.01	\$520
H8E2XX	BUDGET ANALYST II	0.00	\$0	0.30	\$19,773
H8E3XX	BUDGET & POLICY ANLST III	0.00	\$0	0.69	\$58,017
B1A2XX	ACCOUNTANT II	1.00	\$60,312	0.00	\$0
B1A3XX	ACCOUNTANT III	2.00	\$156,581	0.00	\$0
B1C3XX	ACCOUNTING TECHNICIAN III	2.94	\$131,888	0.00	\$0
B1C4XX	ACCOUNTING TECHNICIAN IV	1.00	\$51,097	0.00	\$0
B1D3XX	CONTROLLER III	1.00	\$114,792	0.00	\$0
B2F2XX	BUDGET ANALYST II	0.00	\$3,031	0.00	\$0
B2F3XX	BUDGET & POLICY ANLST III	0.70	\$60,927	0.00	\$0
		0.00	\$0	0.00	\$0
<b>Total Full and Part-time Employee Expenditures</b>		<b>32.8</b>	<b>\$2,615,758</b>	<b>32.8</b>	<b>\$2,569,402</b>
PERA Contributions		N/A	\$278,806	N/A	\$269,731
Medicare		N/A	\$40,016	N/A	\$37,094
State Temporary Employees		N/A	\$14,902	N/A	\$48,571
Sick and Annual Leave Payouts		2.80	\$191,120	2.36	\$213,543
Contract Services (due to vacancy savings)		N/A	\$0	N/A	\$0
Contract Services (budgeted - not due to vacancy savings)		N/A	\$71,601	N/A	\$70,118
Unemployment Insurance		N/A	\$371	N/A	\$1,155
Other Expenditures (specify as necessary)		N/A	\$23,996	N/A	\$4,850
<b>Total Temporary, Contract, and Other Expenditures</b>		<b>2.8</b>	<b>\$620,811</b>	<b>2.4</b>	<b>\$645,062</b>
POTS Expenditures (excluding Salary Survey and Performance-based Pay already included above)		N/A	\$241,202	N/A	\$287,316
Roll Forwards for Personal Services		N/A	\$0	N/A	\$0
<b>Subtotal Expenditures for Personal Services</b>		<b>35.6</b>	<b>\$3,477,772</b>	<b>35.2</b>	<b>\$3,501,780</b>
Object Code	Object Code Description		FY 2008-09 Expenditures		FY 2009-10 Expenditures
2210	OTHER MAINTENANCE/REPAIR SVCS		\$135		\$624
2220	BLDG MAINTENANCE/REPAIR SVCS		\$0		\$1,277
2230	EQUIP MAINTENANCE/REPAIR SVCS		\$1,268		\$882
2232	IT SOFTWARE MNTC/UPGRADE SVCS		\$1,069		\$0
2250	MISCELLANEOUS RENTALS		\$1,316		\$3,197
2255	RENTAL OF BUILDINGS		\$3,779		\$4,910
2259	PARKING FEE REIMBURSEMENT		\$3,766		\$3,600
2510	IN-STATE TRAVEL		\$13,691		\$6,343
2513	IN-STATE PERS VEHICLE REIMBSMT		\$14,708		\$9,816
2515	STATE-OWNED VEHICLE CHARGE		\$8,496		\$4,891
2520	IN-STATE TRAVEL/NON-EMPLOYEE		\$210		\$0
2530	OUT-OF-STATE TRAVEL		\$3,968		\$8,557

2610	ADVERTISING		\$0		\$399
2630	COMM SVCS FROM DIV OF TELECOM		\$34,647		\$21,228
2631	COMM SVCS FROM OUTSIDE SOURCES		\$15,094		\$11,733
2680	PRINTING/REPRODUCTION SERVICES		\$33,851		\$33,711
2681	PHOTOCOPY REIMBURSEMENT		\$58		\$59
2820	OTHER PURCHASED SERVICES		\$21		\$0
2830	OFFICE MOVING-PUR SERV		\$30		\$276
3110	OTHER SUPPLIES & MATERIALS		\$1,671		\$1,777
3115	DATA PROCESSING SUPPLIES		\$5,046		\$4,564
3117	EDUCATIONAL SUPPLIES		\$914		\$1,123
3120	BOOKS/PERIODICALS/SUBSCRIPTION		\$5,877		\$3,456
3121	OFFICE SUPPLIES		\$9,928		\$4,624
3123	POSTAGE		\$72,000		\$89,510
3124	PRINTING/COPY SUPPLIES		\$439		\$0
3128	NONCAPITALIZED EQUIPMENT		\$2,535		\$0
3132	NONCAP OFFICE FURN/OFFICE SYST		\$443		\$0
3139	NONCAPITLIZD FIXED ASSET OTHER		\$470		\$338
3140	NONCAPITALIZED IT - PC'S		\$16,538		\$14,588
3143	NONCAPITALIZED IT - OTHER		\$317		\$1,862
4100	OTHER OPERATING EXPENSES		\$5,838		\$1,044
4140	DUES AND MEMBERSHIPS		\$625		\$1,100
4170	MISCELLANEOUS FEES AND FINES		\$287		\$0
4180	OFFICIAL FUNCTIONS		\$5,688		\$3,209
4181	CUSTOMER WORKSHOPS		\$10,035		\$3,134
4220	REGISTRATION FEES		\$4,971		\$4,194
4256	OTHER BENEFIT PLAN EXPENSE		\$435		\$4,775
4260	NONEMPLOYEE REIMBURSEMENTS		\$0		\$34
<b>Total Expenditures Denoted in Object Codes</b>			<b>\$280,161</b>		<b>\$250,835</b>
Transfers			\$0		\$0
Roll Forwards for Operating Expenses			\$0		\$12,598
<b>Subtotal Expenditures for Operating Expenses</b>			<b>\$280,161</b>		<b>\$263,433</b>
<b>Total FTE and Expenditures for Line Item</b>		<b>35.6</b>	<b>\$3,757,933</b>	<b>35.2</b>	<b>\$3,765,213</b>
<b>Total Spending Authority for Line Item</b>		<b>40.9</b>	<b>\$3,851,076</b>	<b>48.0</b>	<b>\$3,945,373</b>
<b>Amount Under/(Over) Expended</b>		<b>5.3</b>	<b>\$93,143</b>	<b>12.8</b>	<b>\$180,160</b>
<i>Explanation of Reversion / Overexpenditure: The primary reason for this variance is that the Department pays accrued vacation/leave out of this line, and that fluctuates. Turnover was lower than anticipated in 09-10.</i>					
Approved Adjustments to FY 2009-10 Appropriation		FTE	Total Funds	FTE	Total Funds
Removal of all POTS transfers, Roll-forwards and Restrictions					\$0
Budget Amendment, Mail Equipment Upgrade					\$2,220
Reverse Furlough Adjustment from FY 2009-10					\$18,113
Budget Amendment BA-02, Statewide 2.5% PERA Impact					(\$69,965)
Budget Amendment, General Operating Expense Reduction					(\$9,634)
Removal of one-time funding					\$0
Annualization of Salary and Benefits					\$67,998
Decision Item #					\$0
Joint Budget Committee Action					(\$225,523)
<b>FY 2010-11 Appropriation</b>		<b>48.0</b>	<b>\$3,945,373</b>	<b>48.0</b>	<b>\$3,728,582</b>

Colorado Department of Education  
 FY 2011-12 Budget Cycle  
 FY 2009-10 Position and Object Code Detail

(1) MANAGEMENT AND ADMINISTRATION; (A) Administration and Centrally-Appropriated Line Items, Office of Professional Services

Position Code	Position Type	FTE	FY 2008-09 Expenditures	FTE	FY 2009-10 Expenditures
106800	CONSULTANT	1.09	\$62,565	1.10	\$55,266
108700	DEPUTY COMMISSIONER	0.10	\$16,000	0.10	\$15,508
112000	EXECUTIVE DIRECTOR	0.92	\$91,667	1.00	\$96,923
120300	PRINCIPAL CONSULTANT	1.00	\$78,160	1.00	\$75,755
124000	SENIOR CONSULTANT	0.02	\$1,087	0.00	\$0
126800	SUPERVISOR I	1.00	\$80,946	1.25	\$97,435
127000	SUPERVISOR II	0.85	\$59,722	1.00	\$65,069
128400	DIRECTOR	0.09	\$8,333	0.00	\$0
G3A2TX	ADMIN ASSISTANT I	0.00	\$0	2.00	\$49,143
G3A3XX	ADMIN ASSISTANT II	2.01	\$70,188	1.29	\$46,505
G3A4XX	ADMIN ASSISTANT III	1.85	\$67,034	2.67	\$90,784
H4R1XX	PROGRAM ASSISTANT I	2.90	\$125,360	3.00	\$122,914
H4R2XX	PROGRAM ASSISTANT II	5.83	\$259,164	5.00	\$218,940
H6G3XX	GENERAL PROFESSIONAL III	2.01	\$107,292	2.69	\$135,483
		0.00	\$0	0.00	\$0
<b>Total Full and Part-time Employee Expenditures</b>		<b>19.7</b>	<b>\$1,027,519</b>	<b>22.1</b>	<b>\$1,069,724</b>
PERA Contributions		N/A	\$102,964	N/A	\$104,559
Medicare		N/A	\$14,709	N/A	\$15,269
State Temporary Employees		N/A	\$0	N/A	\$0
Sick and Annual Leave Payouts		0.17	\$10,373	0.10	\$7,425
Contract Services (due to vacancy savings)		N/A	\$0	N/A	\$0
Contract Services (budgeted - not due to vacancy savings)		N/A	\$38,752	N/A	\$39,474
Unemployment Insurance		N/A	\$0	N/A	\$0
Other Expenditures (specify as necessary)		N/A	\$2,898	N/A	\$2,555
<b>Total Temporary, Contract, and Other Expenditures</b>		<b>0.2</b>	<b>\$169,696</b>	<b>0.1</b>	<b>\$169,283</b>
POTS Expenditures (excluding Salary Survey and Performance-based Pay already included above)		N/A	\$100,722	N/A	\$118,171
Roll Forwards for Personal Services		N/A	\$0	N/A	\$0
<b>Subtotal Expenditures for Personal Services</b>		<b>19.9</b>	<b>\$1,297,936</b>	<b>22.2</b>	<b>\$1,357,178</b>
Object Code	Object Code Description		FY 2008-09 Expenditures		FY 2009-10 Expenditures
2210	OTHER MAINTENANCE/REPAIR SVCS		\$0		\$276
2230	EQUIP MAINTENANCE/REPAIR SVCS		\$2,126		\$562
2231	IT HARDWARE MAINT/REPAIR SVCS		\$0		\$40,000
2255	RENTAL OF BUILDINGS		\$1,010		\$0
2510	IN-STATE TRAVEL		\$652		\$1,886
2513	IN-STATE PERS VEHICLE REIMBSMT		\$1,513		\$782
2515	STATE-OWNED VEHICLE CHARGE		\$0		\$382
2520	IN-STATE TRAVEL/NON-EMPLOYEE		\$33		\$0
2530	OUT-OF-STATE TRAVEL		\$22		\$5,791
2540	OUT-OF-STATE TRAVEL/NON-EMPL		\$0		\$330
2630	COMM SVCS FROM DIV OF TELECOM		\$35,541		\$27,347
2631	COMM SVCS FROM OUTSIDE SOURCES		\$5,826		\$1,229
2680	PRINTING/REPRODUCTION SERVICES		\$8,664		\$6,741
2681	PHOTOCOPY REIMBURSEMENT		\$293		\$0
2690	LEGAL SERVICES		\$0		\$2,413
3110	OTHER SUPPLIES & MATERIALS		\$11,936		\$58
3115	DATA PROCESSING SUPPLIES		\$2,542		\$2,287
3116	NONCAP IT - PURCHASED PC SW		\$0		\$619
3117	EDUCATIONAL SUPPLIES		\$322		\$520
3120	BOOKS/PERIODICALS/SUBSCRIPTION		\$2,622		\$1,867
3121	OFFICE SUPPLIES		\$21,066		\$15,444
3122	PHOTOGRAPHIC SUPPLIES		\$107,785		\$102,914
3123	POSTAGE		\$98,104		\$87,282
3128	NONCAPITALIZED EQUIPMENT		\$4,498		\$0
3132	NONCAP OFFICE FURN/OFFICE SYST		\$6,561		\$2,874
3140	NONCAPITALIZED IT - PC'S		\$9,839		\$8,265
3143	NONCAPITALIZED IT - OTHER		\$1,796		\$2,687
3147	NONCAP IT-PURCHASED NETWORK SW		\$1,752		\$0
4100	OTHER OPERATING EXPENSES		\$0		\$1,692
4140	DUES AND MEMBERSHIPS		\$7,500		\$4,000
4170	MISCELLANEOUS FEES AND FINES		\$21		\$9
4180	OFFICIAL FUNCTIONS		\$0		\$28
4181	CUSTOMER WORKSHOPS		\$1,655		\$40
4220	REGISTRATION FEES		\$560		\$1,515

4256	OTHER BENEFIT PLAN EXPENSE		\$249		\$3,217
4260	NONEMPLOYEE REIMBURSEMENTS		\$101		\$267
<b>Total Expenditures Denoted in Object Codes</b>			<b>\$334,591</b>		<b>\$323,326</b>
Transfers			\$221,172		\$231,151
Roll Forwards for Operating Expenses			\$0		\$0
<b>Subtotal Expenditures for Operating Expenses</b>			<b>\$555,763</b>		<b>\$554,477</b>
<b>Total FTE and Expenditures for Line Item</b>		<b>19.9</b>	<b>\$1,853,699</b>	<b>22.2</b>	<b>\$1,911,655</b>
<b>Total Spending Authority for Line Item</b>		<b>20.8</b>	<b>\$1,869,707</b>	<b>23.0</b>	<b>\$2,000,850</b>
<b>Amount Under/(Over) Expended</b>		<b>0.9</b>	<b>\$16,008</b>	<b>0.8</b>	<b>\$89,195</b>
<i>Explanation of Reversion / Overexpenditure: The Office of Professional Services had vacancies due to HB 1244 and gearing up to implement that program. This created most of the variance. Currently the Unit is fully staffed.</i>					

Approved Adjustments to FY 2009-10 Appropriation	FTE	Total Funds	FTE	Total Funds
Removal of all POTS transfers, Roll-forwards and Restrictions				\$0
Budget Amendment, Mail Equipment Upgrade				\$0
Reverse Furlough Adjustment from FY 2009-10				\$135
Budget Amendment BA-02, Statewide 2.5% PERA Impact				(\$26,267)
Budget Amendment, General Operating Expense Reduction				\$0
Removal of one-time funding				\$0
Annualization of Salary and Benefits				\$32,194
Decision Item #				\$0
Joint Budget Committee Action				(\$146,212)
<b>FY 2010-11 Appropriation</b>	<b>23.0</b>	<b>\$2,000,850</b>	<b>23.0</b>	<b>\$1,860,700</b>



Colorado Department of Education  
 FY 2011-12 Budget Cycle  
 FY 2009-10 Position and Object Code Detail

(1) MANAGEMENT AND ADMINISTRATION; (A) Administration and Centrally-Appropriated Line Items, Division of On-line Learning

Position Code	Position Type	FTE	FY 2008-09 Expenditures	FTE	FY 2009-10 Expenditures
120300	PRINCIPAL CONSULTANT	0.92	\$61,983	1.00	\$67,610
124000	SENIOR CONSULTANT	0.03	\$2,127	0.49	\$28,108
128400	DIRECTOR	1.00	\$96,720	0.68	\$64,000
G3A4XX	ADMIN ASSISTANT III	1.00	\$37,152	0.26	\$9,145
		0.00	\$0	0.00	\$0
<b>Total Full and Part-time Employee Expenditures</b>		<b>3.0</b>	<b>\$197,982</b>	<b>2.4</b>	<b>\$168,863</b>
PERA Contributions		N/A	\$11,048	N/A	\$11,868
Medicare		N/A	\$2,976	N/A	\$2,367
State Temporary Employees		N/A	\$0	N/A	\$0
Sick and Annual Leave Payouts		0.16	\$10,309	0.08	\$7,560
Contract Services (due to vacancy savings)		N/A	\$0	N/A	\$0
Contract Services (budgeted - not due to vacancy savings)		N/A	\$29,652	N/A	\$5,376
Unemployment Insurance		N/A	\$0	N/A	\$0
Other Expenditures (specify as necessary)		N/A	\$9,817	N/A	\$4,758
<b>Total Temporary, Contract, and Other Expenditures</b>		<b>0.2</b>	<b>\$63,802</b>	<b>0.1</b>	<b>\$31,928</b>
POTS Expenditures (excluding Salary Survey and Performance-based Pay already included above)		N/A	\$12,753	N/A	\$17,758
Roll Forwards for Personal Services		N/A	\$0	N/A	\$0
<b>Subtotal Expenditures for Personal Services</b>		<b>3.2</b>	<b>\$274,536</b>	<b>2.5</b>	<b>\$218,549</b>
Object Code	Object Code Description		FY 2008-09 Expenditures		FY 2009-10 Expenditures
2510	IN-STATE TRAVEL		\$3,102		\$143
2513	IN-STATE PERS VEHICLE REIMBSMT		\$2,773		\$1,182
2515	STATE-OWNED VEHICLE CHARGE		\$550		\$0
2520	IN-STATE TRAVEL/NON-EMPLOYEE		\$1,056		\$726
2530	OUT-OF-STATE TRAVEL		\$2,611		\$1,719
2540	OUT-OF-STATE TRAVEL/NON-EMPL		\$907		\$0
2630	COMM SVCS FROM DIV OF TELECOM		\$1,788		\$1,494
2631	COMM SVCS FROM OUTSIDE SOURCES		\$2,148		\$384
2680	PRINTING/REPRODUCTION SERVICES		\$2,738		\$1,573
3110	OTHER SUPPLIES & MATERIALS		\$212		\$3
3115	DATA PROCESSING SUPPLIES		\$1,458		\$1,190
3117	EDUCATIONAL SUPPLIES		\$40		\$98
3121	OFFICE SUPPLIES		\$2,449		\$967
3123	POSTAGE		\$439		\$167
3128	NONCAPITALIZED EQUIPMENT		\$178		\$0
3132	NONCAP OFFICE FURN/OFFICE SYST		\$1,085		\$0
3143	NONCAPITALIZED IT - OTHER		\$1,660		\$0
4100	OTHER OPERATING EXPENSES		\$120		\$733
4170	MISCELLANEOUS FEES AND FINES		\$3		\$0
4180	OFFICIAL FUNCTIONS		\$23		\$0
4181	CUSTOMER WORKSHOPS		\$1,119		\$42
4220	REGISTRATION FEES		\$1,448		\$2,808
4256	OTHER BENEFIT PLAN EXPENSE		\$37		\$366
4260	NONEMPLOYEE REIMBURSEMENTS		\$33		\$0
<b>Total Expenditures Denoted in Object Codes</b>			<b>\$27,978</b>		<b>\$13,594</b>
Transfers			\$8,184		\$6,431
Roll Forwards for Operating Expenses			\$0		\$0
<b>Subtotal Expenditures for Operating Expenses</b>			<b>\$36,161</b>		<b>\$20,025</b>
<b>Total FTE and Expenditures for Line Item</b>		<b>3.2</b>	<b>\$310,698</b>	<b>2.5</b>	<b>\$238,573</b>
<b>Total Spending Authority for Line Item</b>		<b>3.2</b>	<b>\$376,817</b>	<b>3.5</b>	<b>\$370,544</b>
<b>Amount Under/(Over) Expended</b>		<b>0.0</b>	<b>\$66,119</b>	<b>1.0</b>	<b>\$131,971</b>
<i>Explanation of Reversion / Overexpenditure:</i> The Online program had several vacancies during FY09-10 including one position that was not filled for the entire year. Moreover, the Director of Online Programs resigned in February, and that position was not filled for the remainder of the year.					
Approved Adjustments to FY 2009-10 Appropriation	FTE	Total Funds	FTE	Total Funds	
Removal of all POTS transfers, Roll-forwards and Restrictions				\$0	
Budget Amendment, Mail Equipment Upgrade				\$0	
Reverse Furlough Adjustment from FY 2009-10				\$6,273	
Budget Amendment BA-02, Statewide 2.5% PERA Impact				(\$5,097)	
Budget Amendment, General Operating Expense Reduction				\$0	

Removal of one-time funding				\$0
Annualization of Salary and Benefits				\$0
Decision Item #				\$0
Joint Budget Committee Action				\$0
<b>FY 2010-11 Appropriation</b>	<b>3.5</b>	<b>\$370,544</b>	<b>3.5</b>	<b>\$371,720</b>

Colorado Department of Education  
 FY 2011-12 Budget Cycle  
 FY 2009-10 Position and Object Code Detail

(1) MANAGEMENT AND ADMINISTRATION; (A) Administration and Centrally-Appropriated Line Items, Workers' Compensation

Position Code	Position Type	FTE	FY 2008-09 Expenditures	FTE	FY 2009-10 Expenditures
		0.00	\$0	0.00	\$0
<b>Total Full and Part-time Employee Expenditures</b>		<b>0.0</b>	<b>\$0</b>	<b>0.0</b>	<b>\$0</b>
PERA and Medicare Costs		N/A	\$0	N/A	\$0
State Temporary Employees		N/A	\$0	N/A	\$0
Sick and Annual Leave Payouts		0.00	\$0	0.00	\$0
Contract Services		N/A	\$0	N/A	\$0
Other Expenditures		N/A	\$0	N/A	\$0
<b>Total Temporary, Contract, and Other Expenditures</b>		<b>0.0</b>	<b>\$0</b>	<b>0.0</b>	<b>\$0</b>
POTS Expenditures (excluding Salary Survey and Performance-Roll Forwards)		N/A	\$70,249	N/A	\$74,016
<b>Total Expenditures for Line Item</b>		<b>0.0</b>	<b>\$70,249</b>	<b>0.0</b>	<b>\$74,016</b>
<b>Total Spending Authority for Line Item</b>		<b>0.0</b>	<b>\$70,250</b>	<b>0.0</b>	<b>\$66,366</b>
<b>Amount Under/(Over) Expended</b>		<b>0.0</b>	<b>\$1</b>	<b>0.0</b>	<b>(\$7,650)</b>
<i>Explanation of Reversion / Overexpenditure:</i> The Department submitted two 1331 requests in attempts to remedy the overexpenditure in this line. The refinancing of various programs out of the General Fund into Reappropriated Funds resulted in a 'mix' problem between General Fund and Reappropriated Funds. While the Legislature refinanced the School Finance Administration line with reappropriated funds, the centralized Workers' Compensation appropriation remained in the General Fund. When Workers' Compensation was allocated based on FTE, it created an overexpenditure in this line.					
Approved Adjustments to FY 2009-10 Appropriation		FTE	Total Funds	FTE	Total Funds
Removal of all POTS transfers, Roll-forwards and Restrictions					\$210,783
Budget Amendment, Mail Equipment Upgrade					\$0
Reverse Furlough Adjustment from FY 2009-10					\$0
Budget Amendment BA-02, Statewide 2.5% PERA Impact					\$0
Budget Amendment, General Operating Expense Reduction					\$0
Removal of one-time funding					\$0
Annualization of Salary and Benefits					\$0
Decision Item #					\$0
Joint Budget Committee Action					\$4,002
<b>FY 2010-11 Appropriation</b>		<b>0.0</b>	<b>\$66,366</b>	<b>0.0</b>	<b>\$281,151</b>

Colorado Department of Education  
 FY 2011-12 Budget Cycle  
 FY 2009-10 Position and Object Code Detail

(1) MANAGEMENT AND ADMINISTRATION; (A) Administration and Centrally-Appropriated Line Items, Legal Services for 7,602 hours

Object Code	Object Code Description	FY 2008-09 Expenditures	FY 2009-10 Expenditures
2690	LEGAL SERVICES	\$381,671	\$349,921
<b>Total Expenditures Denoted in Object Codes</b>		<b>\$381,671</b>	<b>\$349,921</b>
Transfers		\$0	\$0
Roll Forwards		\$0	\$0
<b>Total Expenditures for Line Item</b>		<b>\$381,671</b>	<b>\$349,921</b>
<b>Total Spending Authority for Line Item</b>		<b>\$497,776</b>	<b>\$580,942</b>
<b>Amount Under/(Over) Expended</b>		<b>\$116,105</b>	<b>\$231,021</b>
<i>Explanation of Reversion / Overexpenditure:</i>			
Approved Adjustments to FY 2009-10 Appropriation		FTE	Total Funds
Removal of all POTS transfers, Roll-forwards and Restrictions			\$0
Budget Amendment, Mail Equipment Upgrade			\$0
Reverse Furlough Adjustment from FY 2009-10			\$0
Budget Amendment BA-02, Statewide 2.5% PERA Impact			\$0
Budget Amendment, General Operating Expense Reduction			\$0
Removal of one-time funding			\$0
Annualization of Salary and Benefits			\$0
Decision Item #			\$0
Joint Budget Committee Action			(\$23,183)
<b>FY 2010-11 Appropriation</b>		<b>0.0</b>	<b>\$580,942</b>
		<b>0.0</b>	<b>\$557,759</b>

Colorado Department of Education  
 FY 2011-12 Budget Cycle  
 FY 2009-10 Position and Object Code Detail

(1) MANAGEMENT AND ADMINISTRATION; (A) Administration and Centrally-Appropriated Line Items, Administrative Law Judge Services

Object Code	Object Code Description	FY 2008-09 Expenditures	FY 2009-10 Expenditures
2690	LEGAL SERVICES	\$42,623	\$56,177
<b>Total Expenditures Denoted in Object Codes</b>		<b>\$42,623</b>	<b>\$56,177</b>
Transfers		\$0	\$0
Roll Forwards		\$0	\$0
<b>Total Expenditures for Line Item</b>		<b>\$42,623</b>	<b>\$56,177</b>
<b>Total Spending Authority for Line Item</b>		<b>\$46,498</b>	<b>\$72,864</b>
<b>Amount Under/(Over) Expended</b>		<b>\$3,875</b>	<b>\$16,687</b>
<i>Explanation of Reversion / Overexpenditure: This line is driven by use of services for ALJs. The Special Education due process requirements determine how much the Department is billed for those services, and this process utilized services at less than the full appropriation.</i>			
Approved Adjustments to FY 2009-10 Appropriation		FTE	Total Funds
Removal of all POTS transfers, Roll-forwards and Restrictions			\$0
Budget Amendment, Mail Equipment Upgrade			\$0
Reverse Furlough Adjustment from FY 2009-10			\$0
Budget Amendment BA-02, Statewide 2.5% PERA Impact			\$0
Budget Amendment, General Operating Expense Reduction			\$0
Removal of one-time funding			\$0
Annualization of Salary and Benefits			\$0
Decision Item #			\$0
Joint Budget Committee Action			\$6,890
<b>FY 2010-11 Appropriation</b>		<b>0.0</b>	<b>\$79,754</b>

Colorado Department of Education  
 FY 2011-12 Budget Cycle  
 FY 2009-10 Position and Object Code Detail

(1) MANAGEMENT AND ADMINISTRATION; (A) Administration and Centrally-Appropriated Line Items, Payment to Risk Management and Property Funds

Object Code	Object Code Description	FY 2008-09 Expenditures	FY 2009-10 Expenditures		
2660	INSURANCE, OTHER THAN EMP BENE	\$131,213	\$104,085		
<b>Total Expenditures Denoted in Object Codes</b>		<b>\$131,213</b>	<b>\$104,085</b>		
Transfers		\$0	\$0		
Roll Forwards		\$0	\$0		
<b>Total Expenditures for Line Item</b>		<b>\$131,213</b>	<b>\$104,085</b>		
<b>Total Spending Authority for Line Item</b>		<b>\$131,213</b>	<b>\$104,085</b>		
<b>Amount Under/(Over) Expended</b>		<b>\$0</b>	<b>\$0</b>		
<i>Explanation of Reversion / Overexpenditure:</i>					
Approved Adjustments to FY 2009-10 Appropriation		FTE	Total Funds	FTE	Total Funds
Removal of all POTS transfers, Roll-forwards and Restrictions					\$0
Budget Amendment, Mail Equipment Upgrade					\$0
Reverse Furlough Adjustment from FY 2009-10					\$0
Budget Amendment BA-02, Statewide 2.5% PERA Impact					\$0
Budget Amendment, General Operating Expense Reduction					\$0
Removal of one-time funding					\$0
Annualization of Salary and Benefits					\$0
Decision Item #					\$0
Joint Budget Committee Action					(\$73,608)
<b>FY 2010-11 Appropriation</b>		<b>0.0</b>	<b>\$104,085</b>	<b>0.0</b>	<b>\$30,477</b>

Colorado Department of Education  
 FY 2011-12 Budget Cycle  
 FY 2009-10 Position and Object Code Detail

(1) MANAGEMENT AND ADMINISTRATION; (A) Administration and Centrally-Appropriated Line Items, Capital Complex Leased Space

Object Code	Object Code Description	FY 2008-09 Expenditures	FY 2009-10 Expenditures
2255	RENTAL OF BUILDINGS	\$265,418	\$280,456
<b>Total Expenditures Denoted in Object Codes</b>		<b>\$265,418</b>	<b>\$280,456</b>
Transfers		\$0	\$0
Roll Forwards		\$0	\$0
<b>Total Expenditures for Line Item</b>		<b>\$265,418</b>	<b>\$280,456</b>
<b>Total Spending Authority for Line Item</b>		<b>\$279,022</b>	<b>\$282,714</b>
<b>Amount Under/(Over) Expended</b>		<b>\$13,604</b>	<b>\$2,258</b>
<i>Explanation of Reversion / Overexpenditure:</i>			
Approved Adjustments to FY 2009-10 Appropriation		FTE	Total Funds
Removal of all POTS transfers, Roll-forwards and Restrictions			\$274,906
Budget Amendment, Mail Equipment Upgrade			\$0
Reverse Furlough Adjustment from FY 2009-10			\$0
Budget Amendment BA-02, Statewide 2.5% PERA Impact			\$0
Budget Amendment, General Operating Expense Reduction			\$0
Removal of one-time funding			\$0
Annualization of Salary and Benefits			\$0
Decision Item #			\$0
Joint Budget Committee Action			(\$10,206)
<b>FY 2010-11 Appropriation</b>		<b>0.0</b>	<b>\$547,414</b>

Colorado Department of Education  
 FY 2011-12 Budget Cycle  
 FY 2009-10 Position and Object Code Detail

(1) MANAGEMENT AND ADMINISTRATION; (A) Administration and Centrally-Appropriated Line Items, Reprinting and Distributing Laws Concerning Education

Object Code	Object Code Description	FY 2008-09 Expenditures	FY 2009-10 Expenditures		
2230	EQUIP MAINTENANCE/REPAIR SVCS	\$457	\$0		
2510	IN-STATE TRAVEL	\$4,158	\$3,148		
2513	IN-STATE PERS VEHICLE REIMBSMT	\$5,086	\$3,383		
2530	OUT-OF-STATE TRAVEL	\$0	\$1,033		
2680	PRINTING/REPRODUCTION SERVICES	\$20,768	\$25,028		
2681	PHOTOCOPY REIMBURSEMENT	\$56	\$18		
3115	DATA PROCESSING SUPPLIES	\$1,630	\$0		
3117	EDUCATIONAL SUPPLIES	\$124	\$0		
3120	BOOKS/PERIODICALS/SUBSCRIPTION	\$160	\$0		
3121	OFFICE SUPPLIES	\$930	\$0		
3123	POSTAGE	\$0	\$0		
3128	NONCAPITALIZED EQUIPMENT	\$241	\$0		
<b>Total Expenditures Denoted in Object Codes</b>		<b>\$33,608</b>	<b>\$32,610</b>		
Transfers		\$0	\$0		
Roll Forwards		\$0	\$0		
<b>Total Expenditures for Line Item</b>		<b>\$33,608</b>	<b>\$32,610</b>		
<b>Total Spending Authority for Line Item</b>		<b>\$35,480</b>	<b>\$35,480</b>		
<b>Amount Under/(Over) Expended</b>		<b>\$1,872</b>	<b>\$2,870</b>		
<i>Explanation of Reversion / Overexpenditure: The demand for the law books varies from year to year by a small amount.</i>					
Approved Adjustments to FY 2009-10 Appropriation		FTE	Total Funds	FTE	Total Funds
Removal of all POTS transfers, Roll-forwards and Restrictions					\$0
Budget Amendment, Mail Equipment Upgrade					\$0
Reverse Furlough Adjustment from FY 2009-10					\$0
Budget Amendment BA-02, Statewide 2.5% PERA Impact					\$0
Budget Amendment, General Operating Expense Reduction					\$0
Removal of one-time funding					\$0
Annualization of Salary and Benefits					\$0
Decision Item #					\$0
Joint Budget Committee Action					\$0
<b>FY 2010-11 Appropriation</b>		<b>0.0</b>	<b>\$35,480</b>	<b>0.0</b>	<b>\$35,480</b>



Colorado Department of Education  
 FY 2011-12 Budget Cycle  
 FY 2009-10 Position and Object Code Detail

(1) Long Bill Group Title; (A) Division A Title, Line Item Name- Emeritus Retirement

Position Code	Position Type	FTE	FY 2008-09 Expenditures	FTE	FY 2009-10 Expenditures
	Emeritus Retirement	0.00	\$8,578	0.00	\$5,386
<b>Total Full and Part-time Employee Expenditures</b>		<b>0.0</b>	<b>\$8,578</b>	<b>0.0</b>	<b>\$5,386</b>
PERA and Medicare Costs		N/A	\$0	N/A	\$0
State Temporary Employees		N/A	\$0	N/A	\$0
Sick and Annual Leave Payouts		0.00	\$0	0.00	\$0
Contract Services		N/A	\$0	N/A	\$0
Other Expenditures		N/A	\$0	N/A	\$0
<b>Total Temporary, Contract, and Other Expenditures</b>		<b>0.0</b>	<b>\$0</b>	<b>0.0</b>	<b>\$0</b>
POTS Expenditures (excluding Salary Survey and Performance-Roll Forwards		N/A	\$0	N/A	\$0
<b>Total Expenditures for Line Item</b>		<b>0.0</b>	<b>\$8,578</b>	<b>0.0</b>	<b>\$5,386</b>
<b>Total Spending Authority for Line Item</b>		<b>0.0</b>	<b>\$10,875</b>	<b>0.0</b>	<b>\$10,875</b>
<b>Amount Under/(Over) Expended</b>		<b>0.0</b>	<b>\$2,297</b>	<b>0.0</b>	<b>\$5,489</b>
<i>Explanation of Reversion / Overexpenditure: Often this line is underspent due to the departure of a participant in FY09-10.</i>					

Approved Adjustments to FY 2009-10 Appropriation	FTE	Total Funds	FTE	Total Funds
Removal of all POTS transfers, Roll-forwards and Restrictions				\$0
Budget Amendment, Mail Equipment Upgrade				\$0
Reverse Furlough Adjustment from FY 2009-10				\$0
Budget Amendment BA-02, Statewide 2.5% PERA Impact				\$0
Budget Amendment, General Operating Expense Reduction				\$0
Removal of one-time funding				\$0
Annualization of Salary and Benefits				\$0
Decision Item #				\$0
Joint Budget Committee Action				\$0
<b>FY 2010-11 Appropriation</b>	<b>0.0</b>	<b>\$10,875</b>	<b>0.0</b>	<b>\$10,875</b>

Colorado Department of Education  
 FY 2011-12 Budget Cycle  
 FY 2009-10 Position and Object Code Detail

(1) MANAGEMENT AND ADMINISTRATION; (A) Administration and Centrally-Appropriated Line Items, Feasibility Study Concerning Creation and Operation of State Residential Schools

Position Code	Position Type	FTE	FY 2008-09 Expenditures	FTE	FY 2009-10 Expenditures
<b>Total Full and Part-time Employee Expenditures</b>		<b>0.00</b>	<b>\$0</b>	<b>0.00</b>	<b>\$0</b>
PERA Contributions		N/A	\$0	N/A	\$0
Medicare		N/A	\$0	N/A	\$0
State Temporary Employees		N/A	\$0	N/A	\$0
Sick and Annual Leave Payouts		0.00	\$0	0.00	\$0
Contract Services (due to vacancy savings)		N/A	\$0	N/A	\$0
Contract Services (budgeted - not due to vacancy savings)		N/A	\$0	N/A	\$35,000
Unemployment Insurance		N/A	\$0	N/A	\$0
Other Expenditures (specify as necessary)		N/A	\$0	N/A	\$0
<b>Total Temporary, Contract, and Other Expenditures</b>		<b>0.0</b>	<b>\$0</b>	<b>0.0</b>	<b>\$35,000</b>
POTS Expenditures (excluding Salary Survey and Performance-based Pay already included above)		N/A	\$0	N/A	\$0
Roll Forwards for Personal Services		N/A	\$0	N/A	\$0
<b>Subtotal Expenditures for Personal Services</b>		<b>0.0</b>	<b>\$0</b>	<b>0.0</b>	<b>\$35,000</b>
Object Code	Object Code Description		FY 2008-09 Expenditures		FY 2009-10 Expenditures
2510	IN-STATE TRAVEL		\$0		\$56
2530	OUT-OF-STATE TRAVEL		\$0		\$3,140
2540	OUT-OF-STATE TRAVEL/NON-EMPL		\$0		\$2,255
4260	NONEMPLOYEE REIMBURSEMENTS		\$0		\$1,905
<b>Total Expenditures Denoted in Object Codes</b>			<b>\$0</b>		<b>\$7,356</b>
Transfers			\$0		\$0
Roll Forwards for Operating Expenses			\$0		\$0
<b>Subtotal Expenditures for Operating Expenses</b>			<b>\$0</b>		<b>\$7,356</b>
<b>Total FTE and Expenditures for Line Item</b>		<b>0.0</b>	<b>\$0</b>	<b>0.0</b>	<b>\$42,356</b>
<b>Total Spending Authority for Line Item</b>		<b>0.0</b>	<b>\$0</b>	<b>0.0</b>	<b>\$55,706</b>
<b>Amount Under/(Over) Expended</b>		<b>0.0</b>	<b>\$0</b>	<b>0.0</b>	<b>\$13,350</b>
<i>Explanation of Reversion / Overexpenditure: The contract for this study came in at \$13,350 less than expected.</i>					
Approved Adjustments to FY 2009-10 Appropriation		FTE	Total Funds	FTE	Total Funds
Removal of all POTS transfers, Roll-forwards and Restrictions					\$0
Budget Amendment, Mail Equipment Upgrade					\$0
Reverse Furlough Adjustment from FY 2009-10					\$0
Budget Amendment BA-02, Statewide 2.5% PERA Impact					\$0
Budget Amendment, General Operating Expense Reduction					\$0
Removal of one-time funding					\$0
Annualization of Salary and Benefits					\$0
Annualization of Special Bill 09-256, School Finance Act					(\$55,706)
Joint Budget Committee Action					\$0
<b>FY 2010-11 Appropriation</b>		<b>0.0</b>	<b>\$55,706</b>	<b>0.0</b>	<b>\$0</b>

Colorado Department of Education  
 FY 2011-12 Budget Cycle  
 FY 2009-10 Position and Object Code Detail

(1) MANAGEMENT AND ADMINISTRATION; (B) Information Technology, Information Technology Services

Position Code	Position Type	FTE	FY 2008-09 Expenditures	FTE	FY 2009-10 Expenditures
H212TX	IT TECHNICIAN II	1.00	\$51,204	1.00	\$49,628
H214XX	IT PROFESSIONAL II	4.41	\$261,848	5.40	\$314,802
H215XX	IT PROFESSIONAL III	1.81	\$140,130	0.39	\$30,248
H216XX	IT PROFESSIONAL IV	0.50	\$45,522	1.00	\$88,243
H217XX	IT PROFESSIONAL V	0.45	\$40,909	1.00	\$87,231
H4R2XX	PROGRAM ASSISTANT II	1.00	\$57,204	1.00	\$55,444
H218XX	IT PROFESSIONAL VI	0.29	\$30,732	0.00	\$0
		0.00	\$0	0.00	\$0
<b>Total Full and Part-time Employee Expenditures</b>		<b>9.5</b>	<b>\$627,549</b>	<b>9.8</b>	<b>\$625,596</b>
PERA Contributions		N/A	\$62,419	N/A	\$65,541
Medicare		N/A	\$8,957	N/A	\$9,381
State Temporary Employees		N/A	\$0	N/A	\$31,554
Sick and Annual Leave Payouts		0.16	\$10,012	0.00	\$0
Contract Services (due to vacancy savings)		N/A	\$0	N/A	\$0
Contract Services (budgeted - not due to vacancy savings)		N/A	\$13,625	N/A	\$16,280
Unemployment Insurance		N/A	\$0	N/A	\$0
Other Expenditures (specify as necessary)		N/A	\$5,401	N/A	\$0
<b>Total Temporary, Contract, and Other Expenditures</b>		<b>0.2</b>	<b>\$100,414</b>	<b>0.0</b>	<b>\$122,756</b>
POTS Expenditures (excluding Salary Survey and Performance-based Pay already included above)		N/A	\$73,166	N/A	\$86,557
Roll Forwards for Personal Services		N/A	\$0	N/A	\$0
<b>Subtotal Expenditures for Personal Services</b>		<b>9.6</b>	<b>\$801,129</b>	<b>9.8</b>	<b>\$834,909</b>
Object Code	Object Code Description		FY 2008-09 Expenditures		FY 2009-10 Expenditures
2220	BLDG MAINTENANCE/REPAIR SVCS		\$5,775		\$0
2230	EQUIP MAINTENANCE/REPAIR SVCS		\$6,267		\$4,372
2231	IT HARDWARE MAINT/REPAIR SVCS		\$19,556		\$27,823
2232	IT SOFTWARE MNTC/UPGRADE SVCS		\$56,682		\$35,198
2510	IN-STATE TRAVEL		\$234		\$0
2513	IN-STATE PERS VEHICLE REIMBSMT		\$354		\$0
2530	OUT-OF-STATE TRAVEL		\$0		\$418
2630	COMM SVCS FROM DIV OF TELECOM		\$7,900		\$6,887
2631	COMM SVCS FROM OUTSIDE SOURCES		\$3,964		\$2,084
2680	PRINTING/REPRODUCTION SERVICES		\$1,353		\$531
3110	OTHER SUPPLIES & MATERIALS		\$37		\$672
3115	DATA PROCESSING SUPPLIES		\$0		\$756
3116	NONCAP IT - PURCHASED PC SW		\$57,477		\$10,000
3117	EDUCATIONAL SUPPLIES		\$0		\$928
3120	BOOKS/PERIODICALS/SUBSCRIPTION		\$1,472		\$0
3121	OFFICE SUPPLIES		\$2,286		\$1,504
3123	POSTAGE		\$11		\$0
3128	NONCAPITALIZED EQUIPMENT		\$960		\$0
3132	NONCAP OFFICE FURN/OFFICE SYST		\$1,197		\$0
3140	NONCAPITALIZED IT - PC'S		\$40,575		\$10,413
3141	NONCAPITALIZED IT - SERVERS		\$560		\$0
3143	NONCAPITALIZED IT - OTHER		\$34,217		\$171
4170	MISCELLANEOUS FEES AND FINES		\$9		\$0
4181	CUSTOMER WORKSHOPS		\$437		\$0
4220	REGISTRATION FEES		\$6,715		\$18,337
4256	OTHER BENEFIT PLAN EXPENSE		\$103		\$1,426
6212	IT SERVERS - DIRECT PURCHASE		\$0		\$9,995
6250	LIBRARY MATERIALS-DIRECT PURCH		\$751		-\$253
<b>Total Expenditures Denoted in Object Codes</b>			<b>\$248,892</b>		<b>\$131,261</b>
Transfers			\$0		\$1,449
Roll Forwards for Operating Expenses			\$0		\$9,278
<b>Subtotal Expenditures for Operating Expenses</b>			<b>\$248,892</b>		<b>\$141,988</b>
<b>Total FTE and Expenditures for Line Item</b>		<b>9.6</b>	<b>\$1,050,020</b>	<b>9.8</b>	<b>\$976,898</b>
<b>Total Spending Authority for Line Item</b>		<b>11.3</b>	<b>\$1,059,298</b>	<b>10.1</b>	<b>\$1,046,874</b>
<b>Amount Under/(Over) Expended</b>		<b>1.7</b>	<b>\$9,278</b>	<b>0.3</b>	<b>\$69,976</b>
<i>Explanation of Reversion / Overexpenditure: Hardward and software purchases came in at less than anticipated.</i>					

Approved Adjustments to FY 2009-10 Appropriation	FTE	Total Funds	FTE	Total Funds
Removal of all POTS transfers, Roll-forwards and Restrictions				\$409,029
Budget Amendment, Mail Equipment Upgrade				\$0
Reverse Furlough Adjustment from FY 2009-10				\$21,109
Budget Amendment BA-02, Statewide 2.5% PERA Impact				(\$17,151)
Budget Amendment, General Operating Expense Reduction				\$0
Removal of one-time funding				\$0
Annualization of Salary and Benefits				\$0
Annualization of Special Bill 09-256, School Finance Act				\$0
Joint Budget Committee Action				\$0
<b>FY 2010-11 Appropriation</b>	<b>10.1</b>	<b>\$1,046,874</b>	<b>10.1</b>	<b>\$1,459,861</b>

Colorado Department of Education  
 FY 2011-12 Budget Cycle  
 FY 2009-10 Position and Object Code Detail

(1) MANAGEMENT AND ADMINISTRATION; (B) Information Technology, School Accountability Reports and State Data Reporting System

Position Code	Position Type	FTE	FY 2008-09 Expenditures	FTE	FY 2009-10 Expenditures
120300	PRINCIPAL CONSULTANT	0.00	\$0	0.42	\$29,777
H214XX	IT PROFESSIONAL II	1.37	\$95,033	3.69	\$235,075
H215XX	IT PROFESSIONAL III	1.00	\$82,912	1.42	\$109,308
H216XX	IT PROFESSIONAL IV	1.00	\$97,180	0.73	\$67,661
		0.00	\$0	0.00	\$0
<b>Total Full and Part-time Employee Expenditures</b>		<b>3.4</b>	<b>\$275,125</b>	<b>6.3</b>	<b>\$441,821</b>
PERA Contributions		N/A	\$28,053	N/A	\$33,845
Medicare		N/A	\$4,008	N/A	\$6,714
State Temporary Employees		N/A	\$0	N/A	\$0
Sick and Annual Leave Payouts		0.00	\$0	0.28	\$25,681
Contract Services (due to vacancy savings)		N/A	\$0	N/A	\$0
Contract Services (budgeted - not due to vacancy savings)		N/A	\$331,059	N/A	\$105,406
Unemployment Insurance		N/A	\$0	N/A	\$5,091
Other Expenditures (specify as necessary)		N/A	\$5,162	N/A	\$13,152
<b>Total Temporary, Contract, and Other Expenditures</b>		<b>0.0</b>	<b>\$368,282</b>	<b>0.3</b>	<b>\$189,889</b>
POTS Expenditures (excluding Salary Survey and Performance-based Pay already included above)		N/A	\$24,697	N/A	\$49,834
Roll Forwards for Personal Services		N/A	\$0	N/A	\$0
<b>Subtotal Expenditures for Personal Services</b>		<b>3.4</b>	<b>\$668,104</b>	<b>6.5</b>	<b>\$681,544</b>
Object Code	Object Code Description		FY 2008-09 Expenditures		FY 2009-10 Expenditures
2220	BLDG MAINTENANCE/REPAIR SVCS		\$0		\$15,511
2230	EQUIP MAINTENANCE/REPAIR SVCS		\$1,362		\$2,126
2231	IT HARDWARE MAINT/REPAIR SVCS		\$69,101		\$1,591
2232	IT SOFTWARE MNTC/UPGRADE SVCS		\$426,360		\$414,603
2510	IN-STATE TRAVEL		\$1,291		\$1,077
2513	IN-STATE PERS VEHICLE REIMBSMT		\$990		\$1,058
2530	OUT-OF-STATE TRAVEL		\$1,663		\$4,352
2630	COMM SVCS FROM DIV OF TELECOM		\$2,960		\$6,123
2631	COMM SVCS FROM OUTSIDE SOURCES		\$4,516		\$4,799
2680	PRINTING/REPRODUCTION SERVICES		\$93		\$48
2820	OTHER PURCHASED SERVICES		\$0		\$786
3110	OTHER SUPPLIES & MATERIALS		\$2,462		\$1,261
3115	DATA PROCESSING SUPPLIES		\$3,569		\$6,418
3116	NONCAP IT - PURCHASED PC SW		\$44,376		\$7,341
3117	EDUCATIONAL SUPPLIES		\$509		\$994
3120	BOOKS/PERIODICALS/SUBSCRIPTION		\$0		\$154
3121	OFFICE SUPPLIES		\$8,077		\$4,680
3123	POSTAGE		\$3,810		\$12
3128	NONCAPITALIZED EQUIPMENT		\$0		\$10,417
3132	NONCAP OFFICE FURN/OFFICE SYST		\$0		\$9
3140	NONCAPITALIZED IT - PC'S		\$4,643		\$21,520
3141	NONCAPITALIZED IT - SERVERS		\$0		\$5,375
3142	NONCAPITALIZED IT - NETWORK		\$0		\$1,009
3143	NONCAPITALIZED IT - OTHER		\$11,214		\$10,852
3146	NONCAP IT-PURCHASED SERVER SW		\$495		\$7,635
3147	NONCAP IT-PURCHASED NETWORK SW		\$0		\$19,373
4100	OTHER OPERATING EXPENSES		\$0		\$437
4140	DUES AND MEMBERSHIPS		\$0		\$9,800
4170	MISCELLANEOUS FEES AND FINES		\$3		\$0
4180	OFFICIAL FUNCTIONS		\$390		\$0
4181	CUSTOMER WORKSHOPS		\$114		\$1,201
4220	REGISTRATION FEES		\$2,611		\$11,707
4256	OTHER BENEFIT PLAN EXPENSE		\$37		\$728
6212	IT SERVERS - DIRECT PURCHASE		\$89,998		\$89,646
6214	IT OTHER - DIRECT PURCHASE		\$19,950		\$0
6216	IT SERVER SW - DIRECT PURCHASE		\$0		\$6,472
6217	IT NETWORK SW- DIRECT PURCHASE		\$0		\$31,537
<b>Total Expenditures Denoted in Object Codes</b>			<b>\$700,594</b>		<b>\$700,656</b>
Transfers			\$0		\$0
Roll Forwards for Operating Expenses			\$0		\$0
<b>Subtotal Expenditures for Operating Expenses</b>			<b>\$700,594</b>		<b>\$700,656</b>
<b>Total FTE and Expenditures for Line Item</b>		<b>3.4</b>	<b>\$1,368,698</b>	<b>6.5</b>	<b>\$1,382,199</b>
<b>Total Spending Authority for Line Item</b>		<b>3.0</b>	<b>\$1,368,699</b>	<b>5.7</b>	<b>\$1,410,289</b>

<b>Amount Under/(Over) Expended</b>	<b>(0.4)</b>	<b>\$1</b>	<b>(0.8)</b>	<b>\$28,090</b>
<i>Explanation of Reversion / Overexpenditure: Due SB09-163 some positions were not filled until October and December.</i>				

Approved Adjustments to FY 2009-10 Appropriation	FTE	Total Funds	FTE	Total Funds
Removal of all POTS transfers, Roll-forwards and Restrictions				(\$125,000)
Budget Amendment, Mail Equipment Upgrade				\$0
Reverse Furlough Adjustment from FY 2009-10				\$9,935
Budget Amendment BA-02, Statewide 2.5% PERA Impact				(\$8,072)
Budget Amendment, General Operating Expense Reduction				\$0
Removal of one-time funding				\$0
Annualization of Salary and Benefits				\$0
Annualization of Special Bill 09-256, School Finance Act				\$0
Joint Budget Committee Action				\$5,020
<b>FY 2010-11 Appropriation</b>	<b>5.7</b>	<b>\$1,410,289</b>	<b>5.7</b>	<b>\$1,292,172</b>

Colorado Department of Education  
 FY 2011-12 Budget Cycle  
 FY 2009-10 Position and Object Code Detail

(1) MANAGEMENT AND ADMINISTRATION; (B) Information Technology, Purchase of Services from Computer Center

Object Code	Object Code Description	FY 2008-09 Expenditures		FY 2009-10 Expenditures	
2640	GGCC BILLINGS-PURCH SERV		\$47,628		\$45,860
<b>Total Expenditures Denoted in Object Codes</b>			<b>\$47,628</b>		<b>\$45,860</b>
Transfers			\$0		\$0
Roll Forwards			\$0		\$0
<b>Total Expenditures for Line Item</b>			<b>\$47,628</b>		<b>\$45,860</b>
<b>Total Spending Authority for Line Item</b>			<b>\$47,628</b>		<b>\$45,860</b>
<b>Amount Under/(Over) Expended</b>			<b>\$0</b>		<b>\$0</b>
<i>Explanation of Reversion / Overexpenditure:</i>					
Approved Adjustments to FY 2009-10 Appropriation		FTE	Total Funds	FTE	Total Funds
Removal of all POTS transfers, Roll-forwards and Restrictions					\$0
Budget Amendment, Mail Equipment Upgrade					\$0
Reverse Furlough Adjustment from FY 2009-10					\$0
Budget Amendment BA-02, Statewide 2.5% PERA Impact					\$0
Budget Amendment, General Operating Expense Reduction					\$0
Removal of one-time funding					\$0
Annualization of Salary and Benefits					\$0
Annualization of Special Bill 09-256, School Finance Act					\$0
Joint Budget Committee Action					(\$225)
<b>FY 2010-11 Appropriation</b>		<b>0.0</b>	<b>\$45,860</b>	<b>0.0</b>	<b>\$45,635</b>

Colorado Department of Education  
 FY 2011-12 Budget Cycle  
 FY 2009-10 Position and Object Code Detail

(1) MANAGEMENT AND ADMINISTRATION; (B) Information Technology, Multiuse Network Payments

Object Code	Object Code Description	FY 2008-09 Expenditures		FY 2009-10 Expenditures	
2632	MNT PAYMENTS TO DPA		\$35,952	\$35,952	
<b>Total Expenditures Denoted in Object Codes</b>			<b>\$35,952</b>	<b>\$35,952</b>	
Transfers			\$0	\$0	
Roll Forwards			\$0	\$0	
<b>Total Expenditures for Line Item</b>			<b>\$35,952</b>	<b>\$35,952</b>	
<b>Total Spending Authority for Line Item</b>			<b>\$35,952</b>	<b>\$35,952</b>	
<b>Amount Under/(Over) Expended</b>			<b>\$0</b>	<b>\$0</b>	
<i>Explanation of Reversion / Overexpenditure:</i>					
Approved Adjustments to FY 2009-10 Appropriation		FTE	Total Funds	FTE	Total Funds
Removal of all POTS transfers, Roll-forwards and Restrictions					\$0
Budget Amendment, Mail Equipment Upgrade					\$0
Reverse Furlough Adjustment from FY 2009-10					\$0
Budget Amendment BA-02, Statewide 2.5% PERA Impact					\$0
Budget Amendment, General Operating Expense Reduction					\$0
Removal of one-time funding					\$0
Annualization of Salary and Benefits					\$0
Annualization of Special Bill 09-256, School Finance Act					\$0
Joint Budget Committee Action					(\$35,952)
<b>FY 2010-11 Appropriation</b>		<b>0.0</b>	<b>\$35,952</b>	<b>0.0</b>	<b>\$0</b>



Colorado Department of Education  
 FY 2011-12 Budget Cycle  
 FY 2009-10 Position and Object Code Detail

(1) MANAGEMENT AND ADMINISTRATION; (B) Information Technology, Asset Maintenance

Object Code	Object Code Description	FY 2008-09 Expenditures	FY 2009-10 Expenditures		
2230	EQUIP MAINTENANCE/REPAIR SVCS	\$0	\$259		
2231	IT HARDWARE MAINT/REPAIR SVCS	\$0	\$90,755		
2232	IT SOFTWARE MNTC/UPGRADE SVCS	\$84,310	\$62,658		
3117	EDUCATIONAL SUPPLIES	\$0	\$414		
3123	POSTAGE	\$0	\$7		
3140	NONCAPITALIZED IT - PC'S	\$4,914	\$0		
3141	NONCAPITALIZED IT - SERVERS	\$0	\$2,219		
3142	NONCAPITALIZED IT - NETWORK	\$0	\$14,400		
3146	NONCAP IT-PURCHASED SERVER SW	\$0	\$3,985		
3147	NONCAP IT-PURCHASED NETWORK SW	\$0	\$2,909		
6212	IT SERVERS - DIRECT PURCHASE	\$0	\$119,995		
6217	IT NETWORK SW- DIRECT PURCHASE	\$0	\$5,940		
<b>Total Expenditures Denoted in Object Codes</b>		<b>\$89,224</b>	<b>\$303,540</b>		
Transfers		\$0	\$0		
Roll Forwards		\$0	\$0		
<b>Total Expenditures for Line Item</b>		<b>\$89,224</b>	<b>\$303,540</b>		
<b>Total Spending Authority for Line Item</b>		<b>\$90,697</b>	<b>\$303,830</b>		
<b>Amount Under/(Over) Expended</b>		<b>\$1,473</b>	<b>\$290</b>		
<i>Explanation of Reversion / Overexpenditure:</i>					
Approved Adjustments to FY 2009-10 Appropriation		FTE	Total Funds	FTE	Total Funds
Removal of all POTS transfers, Roll-forwards and Restrictions					\$0
Budget Amendment, Mail Equipment Upgrade					\$0
Reverse Furlough Adjustment from FY 2009-10					\$0
Budget Amendment BA-02, Statewide 2.5% PERA Impact					\$0
Budget Amendment, General Operating Expense Reduction					\$0
Removal of one-time funding					\$0
Annualization of Salary and Benefits					\$0
Annualization of Special Bill 09-256, School Finance Act					\$0
Joint Budget Committee Action					\$0
<b>FY 2010-11 Appropriation</b>		<b>0.0</b>	<b>\$303,830</b>	<b>0.0</b>	<b>\$303,830</b>

Colorado Department of Education  
 FY 2011-12 Budget Cycle  
 FY 2009-10 Position and Object Code Detail

(1) MANAGEMENT AND ADMINISTRATION; (B) Information Technology, Disaster Recovery

Position Code	Position Type	FTE	FY 2008-09 Expenditures	FTE	FY 2009-10 Expenditures
		0.00	\$0	0.00	\$0
<b>Total Full and Part-time Employee Expenditures</b>		<b>0.0</b>	<b>\$0</b>	<b>0.0</b>	<b>\$0</b>
PERA Contributions		N/A	\$0	N/A	\$0
Medicare		N/A	\$0	N/A	\$0
State Temporary Employees		N/A	\$0	N/A	\$0
Sick and Annual Leave Payouts		0.00	\$0	0.00	\$0
Contract Services (due to vacancy savings)		N/A	\$0	N/A	\$0
Contract Services (budgeted - not due to vacancy savings)		N/A	\$8,175	N/A	\$0
Unemployment Insurance		N/A	\$0	N/A	\$0
Other Expenditures (specify as necessary)		N/A	\$0	N/A	\$0
<b>Total Temporary, Contract, and Other Expenditures</b>		<b>0.0</b>	<b>\$8,175</b>	<b>0.0</b>	<b>\$0</b>
POTS Expenditures (excluding Salary Survey and Performance-based Pay already included above)		N/A	\$0	N/A	\$0
Roll Forwards for Personal Services		N/A	\$0	N/A	\$0
<b>Subtotal Expenditures for Personal Services</b>		<b>0.0</b>	<b>\$8,175</b>	<b>0.0</b>	<b>\$0</b>
Object Code	Object Code Description		FY 2008-09 Expenditures		FY 2009-10 Expenditures
2232	IT SOFTWARE MNTC/UPGRADE SVCS		\$1,200		\$1,595
3142	NONCAPITALIZED IT - NETWORK		\$7,330		\$0
3143	NONCAPITALIZED IT - OTHER		\$1,808		\$5,792
4220	REGISTRATION FEES		\$725		\$0
<b>Total Expenditures Denoted in Object Codes</b>			<b>\$11,063</b>		<b>\$7,387</b>
Transfers			\$0		\$0
Roll Forwards for Operating Expenses			\$0		\$0
<b>Subtotal Expenditures for Operating Expenses</b>			<b>\$11,063</b>		<b>\$7,387</b>
<b>Total FTE and Expenditures for Line Item</b>		<b>0.0</b>	<b>\$19,238</b>	<b>0.0</b>	<b>\$7,387</b>
<b>Total Spending Authority for Line Item</b>		<b>0.0</b>	<b>\$19,722</b>	<b>0.0</b>	<b>\$19,722</b>
<b>Amount Under/(Over) Expended</b>		<b>0.0</b>	<b>\$484</b>	<b>0.0</b>	<b>\$12,335</b>
<i>Explanation of Reversion / Overexpenditure: This is due to an allocation issue that has been corrected. Some of the Disaster Recovery costs were coded to Asset Maintenance. While it is valid to do so, this has been corrected for FY10-11.</i>					
Approved Adjustments to FY 2009-10 Appropriation		FTE	Total Funds	FTE	Total Funds
Removal of all POTS transfers, Roll-forwards and Restrictions					\$0
Budget Amendment, Mail Equipment Upgrade					\$0
Reverse Furlough Adjustment from FY 2009-10					\$0
Budget Amendment BA-02, Statewide 2.5% PERA Impact					\$0
Budget Amendment, General Operating Expense Reduction					\$0
Removal of one-time funding					\$0
Annualization of Salary and Benefits					\$0
Annualization of Special Bill 09-256, School Finance Act					\$0
Joint Budget Committee Action					\$0
<b>FY 2010-11 Appropriation</b>		<b>0.0</b>	<b>\$19,722</b>	<b>0.0</b>	<b>\$19,722</b>

Colorado Department of Education  
FY 2011-12 Budget Cycle  
FY 2009-10 Position and Object Code Detail

(1) MANAGEMENT AND ADMINISTRATION; (C) Assessments and Data Analyses, Colorado Student Assessment Program

Position Code	Position Type	FTE	FY 2008-09 Expenditures	FTE	FY 2009-10 Expenditures
101400	ASSISTANT COMMISSIONER	0.91	\$105,901	1.40	\$159,370
101700	ASSOCIATE COMMISSIONER	0.29	\$43,958	0.35	\$50,885
106800	CONSULTANT	1.15	\$53,827	1.51	\$69,434
120300	PRINCIPAL CONSULTANT	2.30	\$172,202	2.27	\$166,400
124000	SENIOR CONSULTANT	0.42	\$23,742	2.58	\$164,179
126800	SUPERVISOR I	1.86	\$161,557	0.77	\$55,026
128400	DIRECTOR	2.43	\$265,630	3.29	\$319,074
167500	EXECUTIVE ASSISTANT	0.00	\$0	0.07	\$3,256
H214XX	IT PROFESSIONAL II	1.00	\$71,334	0.58	\$41,590
H216XX	IT PROFESSIONAL IV	1.00	\$65,384	1.00	\$67,272
H4R1XX	PROGRAM ASSISTANT I	0.67	\$23,235	0.84	\$29,013
H6G3XX	GENERAL PROFESSIONAL III	0.91	\$58,062	0.23	\$14,069
		0.00	\$0	0.00	\$0
<b>Total Full and Part-time Employee Expenditures</b>		<b>13.0</b>	<b>\$1,044,833</b>	<b>14.9</b>	<b>\$1,139,569</b>
PERA Contributions		N/A	\$98,213	N/A	\$108,085
Medicare		N/A	\$14,290	N/A	\$15,977
State Temporary Employees		N/A	\$8,239	N/A	\$0
Sick and Annual Leave Payouts		0.00	\$17,243	0.00	\$15,601
Contract Services (due to vacancy savings)		N/A	\$0	N/A	\$0
Contract Services (budgeted - not due to vacancy savings)		N/A	\$19,307,586	N/A	\$19,616,495
Unemployment Insurance		N/A	\$6,574	N/A	\$3,852
Other Expenditures (specify as necessary)		N/A	\$12,843	N/A	\$4,775
<b>Total Temporary, Contract, and Other Expenditures</b>		<b>0.0</b>	<b>\$19,464,989</b>	<b>0.0</b>	<b>\$19,764,785</b>
POTS Expenditures (excluding Salary Survey and Performance-based Pay already included above)		N/A	\$89,184	N/A	\$137,817
Roll Forwards for Personal Services		N/A	\$0	N/A	\$0
<b>Subtotal Expenditures for Personal Services</b>		<b>13.0</b>	<b>\$20,599,005</b>	<b>14.9</b>	<b>\$21,042,170</b>
Object Code	Object Code Description		FY 2008-09 Expenditures		FY 2009-10 Expenditures
2230	EQUIP MAINTENANCE/REPAIR SVCS		\$584		\$362
2232	IT SOFTWARE MNTC/UPGRADE SVCS		\$2,708		\$0
2250	MISCELLANEOUS RENTALS		\$0		\$2,849
2255	RENTAL OF BUILDINGS		\$21,554		\$23,990
2510	IN-STATE TRAVEL		\$19,357		\$18,540
2513	IN-STATE PERS VEHICLE REIMBSMT		\$20,236		\$16,669
2515	STATE-OWNED VEHICLE CHARGE		\$350		\$375
2520	IN-STATE TRAVEL/NON-EMPLOYEE		\$2,405		\$37,643
2530	OUT-OF-STATE TRAVEL		\$9,884		\$12,443
2630	COMM SVCS FROM DIV OF TELECOM		\$7,215		\$10,088
2631	COMM SVCS FROM OUTSIDE SOURCES		\$3,806		\$3,405
2680	PRINTING/REPRODUCTION SERVICES		\$19,465		\$11,960
2681	PHOTOCOPY REIMBURSEMENT		\$76		\$277
3110	OTHER SUPPLIES & MATERIALS		\$928		\$80
3115	DATA PROCESSING SUPPLIES		\$4,321		\$2,561
3117	EDUCATIONAL SUPPLIES		\$898		\$95
3120	BOOKS/PERIODICALS/SUBSCRIPTION		\$195		\$75
3121	OFFICE SUPPLIES		\$5,716		\$4,059
3123	POSTAGE		\$1,681		\$2,950
3140	NONCAPITALIZED IT - PC'S		\$6,660		\$10,961
3143	NONCAPITALIZED IT - OTHER		\$988		\$2,372
4100	OTHER OPERATING EXPENSES		\$0		\$307
4140	DUES AND MEMBERSHIPS		\$250		\$250
4170	MISCELLANEOUS FEES AND FINES		\$44		\$0
4180	OFFICIAL FUNCTIONS		\$1,035		\$421
4181	CUSTOMER WORKSHOPS		\$61,689		\$65,596
4220	REGISTRATION FEES		\$4,077		\$2,810
4256	OTHER BENEFIT PLAN EXPENSE		\$165		\$2,289
4260	NONEMPLOYEE REIMBURSEMENTS		\$330		\$0
<b>Total Expenditures Denoted in Object Codes</b>			<b>\$196,612</b>		<b>\$233,427</b>
Transfers			\$97,647		\$146,586
Roll Forwards for Operating Expenses			\$0		\$0
<b>Subtotal Expenditures for Operating Expenses</b>			<b>\$294,259</b>		<b>\$380,013</b>
<b>Total FTE and Expenditures for Line Item</b>		<b>13.0</b>	<b>\$20,893,265</b>	<b>14.9</b>	<b>\$21,422,184</b>
<b>Total Spending Authority for Line Item</b>		<b>7.0</b>	<b>\$25,756,337</b>	<b>7.0</b>	<b>\$27,475,772</b>

<b>Amount Under/(Over) Expended</b>	<b>(6.0)</b>	<b>\$4,863,072</b>	<b>(7.9)</b>	<b>\$6,053,588</b>
<i>Explanation of Reversion / Overexpenditure: The variance is due to the federal piece of the appropriation. Federal funds in Education are available for 27 months. There is often a significant balance due to the 27 month period.</i>				

Approved Adjustments to FY 2009-10 Appropriation	FTE	Total Funds	FTE	Total Funds
Removal of all POTS transfers, Roll-forwards and Restrictions				(\$7,176,169)
Budget Amendment, Mail Equipment Upgrade				\$0
Reverse Furlough Adjustment from FY 2009-10				\$32,848
Budget Amendment BA-02, Statewide 2.5% PERA Impact				(\$26,689)
Budget Amendment, General Operating Expense Reduction				\$0
Removal of one-time funding				\$0
Annualization of Salary and Benefits				\$0
Annualization of Special Bill 09-256, School Finance Act				\$0
Joint Budget Committee Action				\$1,383,582
<b>FY 2010-11 Appropriation</b>	<b>0.0</b>	<b>\$27,475,772</b>	<b>0.0</b>	<b>\$21,689,344</b>

Colorado Department of Education  
 FY 2011-12 Budget Cycle  
 FY 2009-10 Position and Object Code Detail

(1) MANAGEMENT AND ADMINISTRATION; (C) Assessments and Data Analyses, Federal Grant for State Assessments and Related Activities

Position Code	Position Type	FTE	FY 2008-09 Expenditures	FTE	FY 2009-10 Expenditures
		0.00	\$0	0.00	\$0
<b>Total Full and Part-time Employee Expenditures</b>		<b>0.0</b>	<b>\$0</b>	<b>0.0</b>	<b>\$0</b>
	PERA Contributions	N/A	\$0	N/A	\$0
	Medicare	N/A	\$0	N/A	\$0
	State Temporary Employees	N/A	\$0	N/A	\$0
	Sick and Annual Leave Payouts	0.00	\$0	0.00	\$0
	Contract Services (due to vacancy savings)	N/A	\$0	N/A	\$0
	Contract Services (budgeted - not due to vacancy savings)	N/A	\$0	N/A	\$0
	Unemployment Insurance	N/A	\$0	N/A	\$0
	Other Expenditures (specify as necessary)	N/A	\$0	N/A	\$0
<b>Total Temporary, Contract, and Other Expenditures</b>		<b>0.0</b>	<b>\$0</b>	<b>0.0</b>	<b>\$0</b>
	POTS Expenditures (excluding Salary Survey and Performance-based Pay already included above)	N/A	\$0	N/A	\$0
	Roll Forwards for Personal Services	N/A	\$0	N/A	\$0
<b>Subtotal Expenditures for Personal Services</b>		<b>0.0</b>	<b>\$0</b>	<b>0.0</b>	<b>\$0</b>
Object Code	Object Code Description		FY 2008-09 Expenditures		FY 2009-10 Expenditures
<b>Total Expenditures Denoted in Object Codes</b>			<b>\$0</b>		<b>\$0</b>
	Transfers		\$0		\$0
	Roll Forwards for Operating Expenses		\$0		\$0
<b>Subtotal Expenditures for Operating Expenses</b>			<b>\$0</b>		<b>\$0</b>
<b>Total FTE and Expenditures for Line Item</b>		<b>0.0</b>	<b>\$0</b>	<b>0.0</b>	<b>\$0</b>
<b>Total Spending Authority for Line Item</b>		<b>0.0</b>	<b>\$0</b>	<b>0.0</b>	<b>\$0</b>
<b>Amount Under/(Over) Expended</b>		<b>0.0</b>	<b>\$0</b>	<b>0.0</b>	<b>\$0</b>
<i>Explanation of Reversion / Overexpenditure:</i>					
Approved Adjustments to FY 2009-10 Appropriation		FTE	Total Funds	FTE	Total Funds
Removal of all POTS transfers, Roll-forwards and Restrictions					\$2,161,644
Budget Amendment, Mail Equipment Upgrade					\$0
Reverse Furlough Adjustment from FY 2009-10					\$0
Budget Amendment BA-02, Statewide 2.5% PERA Impact					\$0
Budget Amendment, General Operating Expense Reduction					\$0
Removal of one-time funding					\$0
Annualization of Salary and Benefits					\$0
Annualization of Special Bill 09-256, School Finance Act					\$0
Joint Budget Committee Action					\$0
<b>FY 2010-11 Appropriation</b>		<b>0.0</b>	<b>\$0</b>	<b>0.0</b>	<b>\$2,161,644</b>

Colorado Department of Education  
 FY 2011-12 Budget Cycle  
 FY 2009-10 Position and Object Code Detail

(1) MANAGEMENT AND ADMINISTRATION; (C) Assessments and Data Analyses, Longitudinal Analyses of Student Assessment Results

Position Code	Position Type	FTE	FY 2008-09 Expenditures	FTE	FY 2009-10 Expenditures
101700	ASSOCIATE COMMISSIONER	0.17	\$19,692	0.20	\$24,077
106800	CONSULTANT	1.00	\$50,052	0.75	\$36,371
120300	PRINCIPAL CONSULTANT	0.88	\$69,007	1.12	\$86,285
124000	SENIOR CONSULTANT	0.00	\$0	0.83	\$54,574
		0.00	\$0	0.00	\$0
<b>Total Full and Part-time Employee Expenditures</b>		<b>2.1</b>	<b>\$138,751</b>	<b>2.9</b>	<b>\$201,308</b>
PERA Contributions		N/A	\$12,459	N/A	\$18,965
Medicare		N/A	\$2,105	N/A	\$2,918
State Temporary Employees		N/A	\$0	N/A	\$3,000
Sick and Annual Leave Payouts		0.00	\$0	0.04	\$2,131
Contract Services (due to vacancy savings)		N/A	\$0	N/A	\$0
Contract Services (budgeted - not due to vacancy savings)		N/A	\$96,546	N/A	\$11,701
Unemployment Insurance		N/A	\$0	N/A	\$0
Other Expenditures (specify as necessary)		N/A	\$2,275	N/A	\$1,460
<b>Total Temporary, Contract, and Other Expenditures</b>		<b>0.0</b>	<b>\$113,385</b>	<b>0.0</b>	<b>\$40,174</b>
POTS Expenditures (excluding Salary Survey and Performance-based Pay already included above)		N/A	\$17,661	N/A	\$21,035
Roll Forwards for Personal Services		N/A	\$0	N/A	\$0
<b>Subtotal Expenditures for Personal Services</b>		<b>2.1</b>	<b>\$269,798</b>	<b>2.9</b>	<b>\$262,517</b>
Object Code	Object Code Description		FY 2008-09 Expenditures		FY 2009-10 Expenditures
2510	IN-STATE TRAVEL		\$774		\$595
2513	IN-STATE PERS VEHICLE REIMBSMT		\$0		\$1,178
2530	OUT-OF-STATE TRAVEL		\$0		\$2,915
2630	COMM SVCS FROM DIV OF TELECOM		\$2,272		\$3,119
2631	COMM SVCS FROM OUTSIDE SOURCES		\$0		\$192
2680	PRINTING/REPRODUCTION SERVICES		\$149		\$149
3110	OTHER SUPPLIES & MATERIALS		\$48		\$6
3115	DATA PROCESSING SUPPLIES		\$0		\$301
3121	OFFICE SUPPLIES		\$363		\$437
3123	POSTAGE		\$0		\$205
3132	NONCAP OFFICE FURN/OFFICE SYST		\$0		\$424
3140	NONCAPITALIZED IT - PC'S		\$6,489		\$6,040
3143	NONCAPITALIZED IT - OTHER		\$0		\$62
3146	NONCAP IT-PURCHASED SERVER SW		\$0		\$31
4140	DUES AND MEMBERSHIPS		\$0		\$50
4181	CUSTOMER WORKSHOPS		\$366		\$0
4220	REGISTRATION FEES		\$0		\$2,759
4256	OTHER BENEFIT PLAN EXPENSE		\$29		\$521
4260	NONEMPLOYEE REIMBURSEMENTS		\$108		\$0
<b>Total Expenditures Denoted in Object Codes</b>			<b>\$10,597</b>		<b>\$18,984</b>
Transfers			\$0		\$0
Roll Forwards for Operating Expenses			\$0		\$0
<b>Subtotal Expenditures for Operating Expenses</b>			<b>\$10,597</b>		<b>\$18,984</b>
<b>Total FTE and Expenditures for Line Item</b>		<b>2.1</b>	<b>\$280,395</b>	<b>2.9</b>	<b>\$281,501</b>
<b>Total Spending Authority for Line Item</b>		<b>3.0</b>	<b>\$286,732</b>	<b>3.0</b>	<b>\$313,199</b>
<b>Amount Under/(Over) Expended</b>		<b>0.9</b>	<b>\$6,337</b>	<b>0.1</b>	<b>\$31,698</b>
<i>Explanation of Reversion / Overexpenditure: The variaiance is due to reorganization, and the vacancy of one position. The position was moved into SFSF funds, with the intent of filling the vacancy, but the vacancy remained open for approximately 6 months.</i>					
Approved Adjustments to FY 2009-10 Appropriation		FTE	Total Funds	FTE	Total Funds
Removal of all POTS transfers, Roll-forwards and Restrictions					(\$25,710)
Budget Amendment, Mail Equipment Upgrade					\$0
Reverse Furlough Adjustment from FY 2009-10					\$5,331
Budget Amendment BA-02, Statewide 2.5% PERA Impact					(\$4,331)
Budget Amendment, General Operating Expense Reduction					\$0
Removal of one-time funding					\$0
Annualization of Salary and Benefits					\$0
Annualization of Special Bill 09-256, School Finance Act					\$0
Joint Budget Committee Action					\$0
<b>FY 2010-11 Appropriation</b>		<b>0.0</b>	<b>\$313,199</b>	<b>0.0</b>	<b>\$288,489</b>

Colorado Department of Education  
FY 2011-12 Budget Cycle  
FY 2009-10 Position and Object Code Detail

(1) MANAGEMENT AND ADMINISTRATION; (C) Assessments and Data Analyses, Preschool to Postsecondary Education Alignment

Position Code	Position Type	FTE	FY 2008-09 Expenditures	FTE	FY 2009-10 Expenditures
101700	ASSOCIATE COMMISSIONER	0.17	\$25,119	0.05	\$7,269
105000	CHIEF OF STAFF	0.00	\$0	0.08	\$8,041
106800	CONSULTANT	0.00	\$0	0.60	\$29,115
120300	PRINCIPAL CONSULTANT	1.40	\$102,754	1.17	\$78,527
165500	ASSISTANT DIRECTOR	0.00	\$0	0.65	\$48,151
		0.00	\$0	0.00	\$0
<b>Total Full and Part-time Employee Expenditures</b>		<b>1.6</b>	<b>\$127,873</b>	<b>2.5</b>	<b>\$171,103</b>
PERA Contributions		N/A	\$5,885	N/A	\$14,810
Medicare		N/A	\$1,789	N/A	\$2,659
State Temporary Employees		N/A	\$0	N/A	\$0
Sick and Annual Leave Payouts		0.00	\$0	0.18	\$14,676
Contract Services (due to vacancy savings)		N/A	\$0	N/A	\$0
Contract Services (budgeted - not due to vacancy savings)		N/A	\$126,057	N/A	\$191,822
Unemployment Insurance		N/A	\$0	N/A	\$0
Other Expenditures (specify as necessary)		N/A	\$6,627	N/A	\$3,793
<b>Total Temporary, Contract, and Other Expenditures</b>		<b>0.0</b>	<b>\$140,358</b>	<b>0.2</b>	<b>\$227,759</b>
POTS Expenditures (excluding Salary Survey and Performance-based Pay already included above)		N/A	\$7,055	N/A	\$13,926
Roll Forwards for Personal Services		N/A	\$0	N/A	\$0
<b>Subtotal Expenditures for Personal Services</b>		<b>1.6</b>	<b>\$275,285</b>	<b>2.7</b>	<b>\$412,789</b>
Object Code	Object Code Description		FY 2008-09 Expenditures		FY 2009-10 Expenditures
2230	EQUIP MAINTENANCE/REPAIR SVCS		\$163		\$0
2255	RENTAL OF BUILDINGS		\$65		\$0
2510	IN-STATE TRAVEL		\$5,435		\$4,188
2513	IN-STATE PERS VEHICLE REIMBSMT		\$10,122		\$3,379
2520	IN-STATE TRAVEL/NON-EMPLOYEE		\$74,697		\$16,797
2530	OUT-OF-STATE TRAVEL		\$1,137		\$0
2540	OUT-OF-STATE TRAVEL/NON-EMPL		\$347		\$0
2630	COMM SVCS FROM DIV OF TELECOM		\$945		\$1,494
2631	COMM SVCS FROM OUTSIDE SOURCES		\$1,696		\$714
2680	PRINTING/REPRODUCTION SERVICES		\$4,839		\$10,179
2681	PHOTOCOPY REIMBURSEMENT		\$477		\$23
3110	OTHER SUPPLIES & MATERIALS		\$58		\$3
3115	DATA PROCESSING SUPPLIES		\$6,516		\$726
3117	EDUCATIONAL SUPPLIES		\$252		\$77
3120	BOOKS/PERIODICALS/SUBSCRIPTION		\$100		\$0
3121	OFFICE SUPPLIES		\$2,069		\$422
3124	PRINTING/COPY SUPPLIES		\$0		\$24
3140	NONCAPITALIZED IT - PC'S		\$2,148		\$0
3143	NONCAPITALIZED IT - OTHER		\$2,148		\$0
4100	OTHER OPERATING EXPENSES		\$0		\$49
4181	CUSTOMER WORKSHOPS		\$39,723		\$31,647
4220	REGISTRATION FEES		\$769		\$1,652
4256	OTHER BENEFIT PLAN EXPENSE		\$27		\$362
4260	NONEMPLOYEE REIMBURSEMENTS		\$3,601		\$2,365
5140	GRANTS-INTERGOVERNMENTAL		\$0		\$136,764
<b>Total Expenditures Denoted in Object Codes</b>			<b>\$157,334</b>		<b>\$210,866</b>
Transfers			\$109,831		\$93,237
Roll Forwards for Operating Expenses			\$0		\$0
<b>Subtotal Expenditures for Operating Expenses</b>			<b>\$267,166</b>		<b>\$304,103</b>
<b>Total FTE and Expenditures for Line Item</b>		<b>1.6</b>	<b>\$542,451</b>	<b>2.7</b>	<b>\$716,891</b>
<b>Total Spending Authority for Line Item</b>		<b>5.0</b>	<b>\$534,827</b>	<b>5.0</b>	<b>\$952,689</b>
<b>Amount Under/(Over) Expended</b>		<b>3.4</b>	<b>(\$7,624)</b>	<b>2.3</b>	<b>\$235,798</b>
<i>Explanation of Reversion / Overexpenditure:</i>					
Approved Adjustments to FY 2009-10 Appropriation		FTE	Total Funds	FTE	Total Funds
Removal of all POTS transfers, Roll-forwards and Restrictions					\$0
Budget Amendment, Mail Equipment Upgrade					\$0
Reverse Furlough Adjustment from FY 2009-10					\$21,018

Budget Amendment BA-02, Statewide 2.5% PERA Impact				(\$4,375)
Budget Amendment, General Operating Expense Reduction				\$0
Removal of one-time funding				\$0
Annualization of Salary and Benefits				\$0
Annualization of Special Bill 09-256, School Finance Act				\$0
Joint Budget Committee Action				(\$400,000)
<b>FY 2010-11 Appropriation</b>	<b>0.0</b>	<b>\$952,689</b>	<b>0.0</b>	<b>\$569,332</b>



Colorado Department of Education  
 FY 2011-12 Budget Cycle  
 FY 2009-10 Position and Object Code Detail

(1) MANAGEMENT AND ADMINISTRATION; (C) Assessments and Data Analyses, Postsecondary and Workforce Readiness Assessments Pilot Program

Object Code	Object Code Description	FY 2008-09 Expenditures	FY 2009-10 Expenditures		
5550	DISTRIBUTIONS-SCHOOL DISTRICTS	\$17,120	\$0		
<b>Total Expenditures Denoted in Object Codes</b>		<b>\$17,120</b>	<b>\$0</b>		
Transfers		\$0	\$0		
Roll Forwards		\$0	\$0		
<b>Total Expenditures for Line Item</b>		<b>\$17,120</b>	<b>\$0</b>		
<b>Total Spending Authority for Line Item</b>		<b>\$250,000</b>	<b>\$0</b>		
<b>Amount Under/(Over) Expended</b>		<b>\$232,880</b>	<b>\$0</b>		
<i>Explanation of Reversion / Overexpenditure:</i>					
Approved Adjustments to FY 2009-10 Appropriation		FTE	Total Funds	FTE	Total Funds
Removal of all POTS transfers, Roll-forwards and Restrictions					\$0
Budget Amendment, Mail Equipment Upgrade					\$0
Reverse Furlough Adjustment from FY 2009-10					\$0
Budget Amendment BA-02, Statewide 2.5% PERA Impact					\$0
Budget Amendment, General Operating Expense Reduction					\$0
Removal of one-time funding					\$0
Annualization of Salary and Benefits					\$0
Annualization of Special Bill 09-256, School Finance Act					\$0
Joint Budget Committee Action					\$0
<b>FY 2010-11 Appropriation</b>		<b>0.0</b>	<b>\$0</b>	<b>0.0</b>	<b>\$0</b>

Colorado Department of Education  
FY 2011-12 Budget Cycle  
FY 2009-10 Position and Object Code Detail

(1) MANAGEMENT AND ADMINISTRATION; (D) State Charter School Institute, Administration, Oversight, and Management

Position Code	Position Type	FTE	FY 2008-09 Expenditures	FTE	FY 2009-10 Expenditures
106800	CONSULTANT	4.50	\$216,889	6.16	\$311,990
112000	EXECUTIVE DIRECTOR	1.00	\$129,263	1.00	\$131,064
120300	PRINCIPAL CONSULTANT	2.30	\$199,160	2.67	\$249,019
124000	SENIOR CONSULTANT	0.50	\$32,863	1.52	\$98,528
128400	DIRECTOR	0.00	\$5,502	0.41	\$30,899
		0.00	\$0	0.00	\$0
<b>Total Full and Part-time Employee Expenditures</b>		<b>8.3</b>	<b>\$583,677</b>	<b>11.8</b>	<b>\$821,499</b>
PERA Contributions		N/A	\$53,834	N/A	\$86,166
Medicare		N/A	\$8,430	N/A	\$13,069
State Temporary Employees		N/A	\$25,750	N/A	\$16,500
Sick and Annual Leave Payouts		0.00	\$0	0.76	\$53,271
Contract Services (due to vacancy savings)		N/A	\$0	N/A	\$0
Contract Services (budgeted - not due to vacancy savings)		N/A	\$66,053	N/A	\$173,382
Unemployment Insurance		N/A	\$0	N/A	\$2,508
Other Expenditures (specify as necessary)		N/A	\$5,794	N/A	\$5,797
<b>Total Temporary, Contract, and Other Expenditures</b>		<b>0.0</b>	<b>\$159,862</b>	<b>0.8</b>	<b>\$350,693</b>
POTS Expenditures (excluding Salary Survey and Performance-based Pay already included above)		N/A	\$57,109	N/A	\$91,966
Roll Forwards for Personal Services		N/A	\$0	N/A	\$0
<b>Subtotal Expenditures for Personal Services</b>		<b>8.3</b>	<b>\$800,647</b>	<b>12.5</b>	<b>\$1,264,158</b>
Object Code	Object Code Description		FY 2008-09 Expenditures		FY 2009-10 Expenditures
2210	OTHER MAINTENANCE/REPAIR SVCS		\$286		\$0
2220	BLDG MAINTENANCE/REPAIR SVCS		\$2,067		\$0
2230	EQUIP MAINTENANCE/REPAIR SVCS		\$1,335		\$0
2231	IT HARDWARE MAINT/REPAIR SVCS		\$0		\$687
2232	IT SOFTWARE MNTC/UPGRADE SVCS		\$37,353		\$400
2255	RENTAL OF BUILDINGS		\$38,735		\$92,321
2258	PARKING FEES		\$0		\$990
2259	PARKING FEE REIMBURSEMENT		\$232		\$571
2510	IN-STATE TRAVEL		\$14,025		\$8,139
2511	IN-STATE COMMON CARRIER FARES		\$24		\$651
2513	IN-STATE PERS VEHICLE REIMBSMT		\$20,866		\$24,168
2520	IN-STATE TRAVEL/NON-EMPLOYEE		\$1,132		\$2,095
2523	IS/NON-EMPL - PERS VEH REIMB		\$3,048		\$2,864
2530	OUT-OF-STATE TRAVEL		\$29,101		\$10,576
2254	RENTAL OF MOTOR VEHICLES		\$0		\$776
2512	IN-STATE PERS TRAVEL PER DIEM		\$0		\$1,968
2522	IS/NON-EMPL - PERS PER DIEM		\$0		\$33
2531	OS COMMON CARRIER FARES		\$0		\$1,773
2532	OS PERSONAL TRAVEL PER DIEM		\$0		\$1,623
2542	OS/NON-EMPL - PERS PER DIEM		\$0		\$53
5895	UNEMPLOYMENT BENEFIT PAYMENTS		\$0		\$2,508
2533	OS PERS VEHICLE REIMBURSEMENT		\$1,606		\$156
2540	OUT-OF-STATE TRAVEL/NON-EMPL		\$2,907		\$2,014
2541	OS/NON-EMPL - COMMON CARRIER		\$199		\$560
2543	OS/NON-EMPL - PERS VEH REIMB		\$94		\$0
2610	ADVERTISING		\$446		\$2,004
2630	COMM SVCS FROM DIV OF TELECOM		\$7,207		\$11,302
2631	COMM SVCS FROM OUTSIDE SOURCES		\$4,678		\$7,509
2680	PRINTING/REPRODUCTION SERVICES		\$690		\$2,348
2690	LEGAL SERVICES		\$19,372		\$29,683
2810	FREIGHT		\$1,177		\$1,776
2820	OTHER PURCHASED SERVICES		\$200		\$350
2830	OFFICE MOVING-PUR SERV		\$2,038		\$50
3110	OTHER SUPPLIES & MATERIALS		\$268		\$664
3115	DATA PROCESSING SUPPLIES		\$1,169		\$435
3117	EDUCATIONAL SUPPLIES		\$3,775		\$622
3118	FOOD AND FOOD SERV SUPPLIES		\$0		\$65
3120	BOOKS/PERIODICALS/SUBSCRIPTION		\$39,217		\$40,168
3121	OFFICE SUPPLIES		\$5,881		\$7,481
3123	POSTAGE		\$569		\$2,148
3124	PRINTING/COPY SUPPLIES		\$38		\$3,692
3128	NONCAPITALIZED EQUIPMENT		\$884		\$3,366
3132	NONCAP OFFICE FURN/OFFICE SYST		\$16,385		\$6,401

3140	NONCAPITALIZED IT - PC'S		\$1,069		\$9,291
3141	NONCAPITALIZED IT - SERVERS		\$12,378		\$0
3142	NONCAPITALIZED IT - NETWORK		\$0		\$8,032
3143	NONCAPITALIZED IT - OTHER		\$8,167		\$2,390
3146	NONCAP IT-PURCHASED SERVER SW		\$1,019		\$0
4100	OTHER OPERATING EXPENSES		\$3,078		\$0
4140	DUES AND MEMBERSHIPS		\$49,991		\$51,981
4170	MISCELLANEOUS FEES AND FINES		\$9		\$0
4180	OFFICIAL FUNCTIONS		\$4,615		\$22,053
4220	REGISTRATION FEES		\$17,588		\$21,532
4256	OTHER BENEFIT PLAN EXPENSE		\$500		\$4,223
4260	NONEMPLOYEE REIMBURSEMENTS		\$3,677		\$0
5170	GRANTS-SCHOOL DISTR		\$71		-\$694
5440	PURCH SERV-INTERGOVERNMENTAL		\$0		\$34,955
5550	DISTRIBUTIONS-SCHOOL DISTRICTS		\$25,000		\$0
5991	REFUNDS TO OTHER STATE AGENCY		\$2,438		\$0
<b>Total Expenditures Denoted in Object Codes</b>			<b>\$386,605</b>		<b>\$428,753</b>
Transfers			\$0		\$0
Roll Forwards for Operating Expenses			\$0		\$0
<b>Subtotal Expenditures for Operating Expenses</b>			<b>\$386,605</b>		<b>\$428,753</b>
<b>Total FTE and Expenditures for Line Item</b>		<b>8.3</b>	<b>\$1,187,252</b>	<b>12.5</b>	<b>\$1,692,911</b>
<b>Total Spending Authority for Line Item</b>		<b>13.0</b>	<b>\$1,738,844</b>	<b>16.5</b>	<b>\$1,779,170</b>
<b>Amount Under/(Over) Expended</b>		<b>4.7</b>	<b>\$551,592</b>	<b>4.0</b>	<b>\$86,259</b>
<i>Explanation of Reversion / Overexpenditure: The variance is due to the fact the appropriation tends to be more than revenue. Revenue is earned based on student count which can only be estimated each year during the figure setting/appropriation process. The revenue was \$86,259 less than the expenditures. In fact, revenue was also \$192,000 lower than expenditures. The Department submitted a 1331 to correct this overexpenditure.</i>					
Approved Adjustments to FY 2009-10 Appropriation		FTE	Total Funds	FTE	Total Funds
Removal of all POTS transfers, Roll-forwards and Restrictions					(\$36,398)
Budget Amendment, Mail Equipment Upgrade					\$0
Reverse Furlough Adjustment from FY 2009-10					\$21,272
Budget Amendment BA-02, Statewide 2.5% PERA Impact					(\$16,714)
Budget Amendment, General Operating Expense Reduction					\$0
Removal of one-time funding					\$0
Annualization of Salary and Benefits					\$0
Annualization of Special Bill 09-256, School Finance Act					\$0
Joint Budget Committee Action					(\$10,992)
<b>FY 2010-11 Appropriation</b>		<b>0.0</b>	<b>\$1,779,170</b>	<b>0.0</b>	<b>\$1,736,338</b>

Colorado Department of Education  
 FY 2011-12 Budget Cycle  
 FY 2009-10 Position and Object Code Detail

(1) MANAGEMENT AND ADMINISTRATION; (D) State Charter School Institute, Other Transfers to Institute Charter Schools

Position Code	Position Type	FTE	FY 2008-09 Expenditures	FTE	FY 2009-10 Expenditures
		0.00	\$0	0.00	\$0
<b>Total Full and Part-time Employee Expenditures</b>		<b>0.0</b>	<b>\$0</b>	<b>0.0</b>	<b>\$0</b>
PERA Contributions		N/A	\$0	N/A	\$0
Medicare		N/A	\$0	N/A	\$0
State Temporary Employees		N/A	\$0	N/A	\$0
Sick and Annual Leave Payouts		0.00	\$0	0.00	\$0
Contract Services (due to vacancy savings)		N/A	\$0	N/A	\$0
Contract Services (budgeted - not due to vacancy savings)		N/A	\$0	N/A	\$7,891
Unemployment Insurance		N/A	\$0	N/A	\$0
Other Expenditures (specify as necessary)		N/A	\$0	N/A	\$0
<b>Total Temporary, Contract, and Other Expenditures</b>		<b>0.0</b>	<b>\$0</b>	<b>0.0</b>	<b>\$7,891</b>
POTS Expenditures (excluding Salary Survey and Performance-based Pay already included above)		N/A	\$0	N/A	\$0
Roll Forwards for Personal Services		N/A	\$0	N/A	\$0
<b>Subtotal Expenditures for Personal Services</b>		<b>0.0</b>	<b>\$0</b>	<b>0.0</b>	<b>\$7,891</b>
Object Code	Object Code Description		FY 2008-09 Expenditures		FY 2009-10 Expenditures
2230	EQUIP MAINTENANCE/REPAIR SVCS		\$193		\$0
2259	PARKING FEE REIMBURSEMENT		\$0		\$254
2510	IN-STATE TRAVEL		\$6,205		\$1,700
2512	IN-STATE PERS TRAVEL PER DIEM		\$0		\$440
2513	IN-STATE PERS VEHICLE REIMBSMT		\$15,869		\$19,281
2523	IS/NON-EMPL - PERS VEH REIMB		\$0		\$140
2530	OUT-OF-STATE TRAVEL		\$2,313		\$0
2533	OS PERS VEHICLE REIMBURSEMENT		\$40		\$0
2610	ADVERTISING		\$0		\$1,944
2631	COMM SVCS FROM OUTSIDE SOURCES		\$2,692		\$2,938
2820	OTHER PURCHASED SERVICES		\$0		\$13,032
3110	OTHER SUPPLIES & MATERIALS		\$4,327		\$39
3115	DATA PROCESSING SUPPLIES		\$182		\$321
3117	EDUCATIONAL SUPPLIES		\$780		\$50
3120	BOOKS/PERIODICALS/SUBSCRIPTION		\$4,950		\$170
3121	OFFICE SUPPLIES		\$3,532		\$6,523
3123	POSTAGE		\$17		\$0
3124	PRINTING/COPY SUPPLIES		\$0		\$177
3128	NONCAPITALIZED EQUIPMENT		\$578		\$2,077
3132	NONCAP OFFICE FURN/OFFICE SYST		\$0		\$1,541
3139	NONCAPITLZD FIXED ASSET OTHER		\$1,484		\$1,804
3140	NONCAPITALIZED IT - PC'S		\$4,296		\$0
3143	NONCAPITALIZED IT - OTHER		\$1,963		\$777
3146	NONCAP IT-PURCHASED SERVER SW		\$7,250		\$0
4140	DUES AND MEMBERSHIPS		\$3,900		\$0
4180	OFFICIAL FUNCTIONS		\$0		\$86
4220	REGISTRATION FEES		\$0		\$985
5170	GRANTS-SCHOOL DISTR		\$10		\$0
5550	DISTRIBUTIONS-SCHOOL DISTRICTS		\$1,436,467		\$1,834,361
5991	REFUNDS TO OTHER STATE AGENCY		\$28,865		\$28,039
<b>Total Expenditures Denoted in Object Codes</b>			<b>\$1,525,912</b>		<b>\$1,916,678</b>
Transfers			\$46,341		\$0
Roll Forwards for Operating Expenses			\$0		\$0
<b>Subtotal Expenditures for Operating Expenses</b>			<b>\$1,572,253</b>		<b>\$1,916,678</b>
<b>Total FTE and Expenditures for Line Item</b>		<b>0.0</b>	<b>\$1,572,253</b>	<b>0.0</b>	<b>\$1,924,569</b>
<b>Total Spending Authority for Line Item</b>		<b>0.0</b>	<b>\$2,013,615</b>	<b>0.0</b>	<b>\$2,013,615</b>
<b>Amount Under/(Over) Expended</b>		<b>0.0</b>	<b>\$441,362</b>	<b>0.0</b>	<b>\$89,046</b>
<i>Explanation of Reversion / Overexpenditure: While there was a small amount of state categorical funding left over, this variance is primarily due to turnover and reclassifications of staff payroll charged to this appropriation. The Institute is working to reduce the balance in categorical funds, and it reduced it by \$352,315 in the current year.</i>					
Approved Adjustments to FY 2009-10 Appropriation		FTE	Total Funds	FTE	Total Funds
Removal of all POTS transfers, Roll-forwards and Restrictions					\$0
Budget Amendment, Mail Equipment Upgrade					\$0
Reverse Furlough Adjustment from FY 2009-10					\$0

Budget Amendment BA-02, Statewide 2.5% PERA Impact				\$0
Budget Amendment, General Operating Expense Reduction				\$0
Removal of one-time funding				\$0
Annualization of Salary and Benefits				\$0
Annualization of Special Bill 09-256, School Finance Act				\$0
Joint Budget Committee Action				\$0
<b>FY 2010-11 Appropriation</b>	<b>0.0</b>	<b>\$2,013,615</b>	<b>0.0</b>	<b>\$2,013,615</b>

Colorado Department of Education  
 FY 2011-12 Budget Cycle  
 FY 2009-10 Position and Object Code Detail

(1) MANAGEMENT AND ADMINISTRATION; (D) State Charter School Institute, Transfer of Federal Moneys to Institute Charter Schools

Position Code	Position Type	FTE	FY 2008-09 Expenditures	FTE	FY 2009-10 Expenditures
106800	CONSULTANT	0.00	\$0	1.53	\$68,146
120300	PRINCIPAL CONSULTANT	0.00	\$0	1.60	\$136,099
124000	SENIOR CONSULTANT	0.00	\$0	0.90	\$61,062
		0.00	\$0	0.00	\$0
<b>Total Full and Part-time Employee Expenditures</b>		<b>0.0</b>	<b>\$0</b>	<b>4.0</b>	<b>\$265,307</b>
PERA Contributions		N/A	\$0	N/A	\$25,721
Medicare		N/A	\$0	N/A	\$3,796
State Temporary Employees		N/A	\$0	N/A	\$0
Sick and Annual Leave Payouts		0.00	\$0	0.00	\$1,090
Contract Services (due to vacancy savings)		N/A	\$0	N/A	\$0
Contract Services (budgeted - not due to vacancy savings)		N/A	\$0	N/A	\$600
Unemployment Insurance		N/A	\$0	N/A	\$0
Other Expenditures (specify as necessary)		N/A	\$0	N/A	\$856
<b>Total Temporary, Contract, and Other Expenditures</b>		<b>0.0</b>	<b>\$0</b>	<b>0.0</b>	<b>\$32,063</b>
POTS Expenditures (excluding Salary Survey and Performance-based Pay already included above)		N/A	\$0	N/A	\$25,446
Roll Forwards for Personal Services		N/A	\$0	N/A	\$0
<b>Subtotal Expenditures for Personal Services</b>		<b>0.0</b>	<b>\$0</b>	<b>4.0</b>	<b>\$322,816</b>
Object Code	Object Code Description		FY 2008-09 Expenditures		FY 2009-10 Expenditures
2259	PARKING FEE REIMBURSEMENT		\$0		\$54
2510	IN-STATE TRAVEL		\$0		\$2,349
2512	IN-STATE PERS TRAVEL PER DIEM		\$0		\$317
2513	IN-STATE PERS VEHICLE REIMBSMT		\$0		\$843
2520	IN-STATE TRAVEL/NON-EMPLOYEE		\$0		\$342
2523	IS/NON-EMPL - PERS VEH REIMB		\$0		\$60
2530	OUT-OF-STATE TRAVEL		\$0		\$3,958
2531	OS COMMON CARRIER FARES		\$0		\$529
2532	OS PERSONAL TRAVEL PER DIEM		\$0		\$697
2540	OUT-OF-STATE TRAVEL/NON-EMPL		\$0		\$1,046
2610	ADVERTISING		\$0		\$223
2631	COMM SVCS FROM OUTSIDE SOURCES		\$0		\$50
3110	OTHER SUPPLIES & MATERIALS		\$0		\$6
3117	EDUCATIONAL SUPPLIES		\$0		\$114
3120	BOOKS/PERIODICALS/SUBSCRIPTION		\$0		\$252
3121	OFFICE SUPPLIES		\$0		\$700
4140	DUES AND MEMBERSHIPS		\$0		\$150
4180	OFFICIAL FUNCTIONS		\$0		\$485
4220	REGISTRATION FEES		\$0		\$12,702
5170	GRANTS-SCHOOL DISTR		\$0		\$5,381,747
5550	DISTRIBUTIONS-SCHOOL DISTRICTS		\$0		\$107
<b>Total Expenditures Denoted in Object Codes</b>			<b>\$0</b>		<b>\$5,406,730</b>
Transfers			\$0		\$0
Roll Forwards for Operating Expenses			\$0		\$0
<b>Subtotal Expenditures for Operating Expenses</b>			<b>\$0</b>		<b>\$5,406,730</b>
<b>Total FTE and Expenditures for Line Item</b>		<b>0.0</b>	<b>\$0</b>	<b>4.0</b>	<b>\$5,729,546</b>
<b>Total Spending Authority for Line Item</b>		<b>0.0</b>	<b>\$0</b>	<b>6.0</b>	<b>\$6,939,712</b>
<b>Amount Under/(Over) Expended</b>		<b>0.0</b>	<b>\$0</b>	<b>2.0</b>	<b>\$1,210,166</b>
<i>Explanation of Reversion / Overexpenditure: As noted for other federal funds, carryover is allowable and necessary in federal funds appropriations, since they are subject to the Tydings Amendment, and therefore available for 27 months. This variance reflects the fact that the Institute has spending authority for federal funds that are available for two years.</i>					
Approved Adjustments to FY 2009-10 Appropriation		FTE	Total Funds	FTE	Total Funds
Removal of all POTS transfers, Roll-forwards and Restrictions					(\$1,748,933)
Budget Amendment, Mail Equipment Upgrade					\$0
Reverse Furlough Adjustment from FY 2009-10					\$9,221
Budget Amendment BA-02, Statewide 2.5% PERA Impact					(\$7,246)
Budget Amendment, General Operating Expense Reduction					\$0
Removal of one-time funding					\$0
Annualization of Salary and Benefits					\$0
Annualization of Special Bill 09-256, School Finance Act					\$0
Joint Budget Committee Action					\$0

<b>FY 2010-11 Appropriation</b>	<b>0.0</b>	<b>\$6,939,712</b>	<b>0.0</b>	<b>\$5,192,754</b>
---------------------------------	------------	--------------------	------------	--------------------

Colorado Department of Education  
FY 2011-12 Budget Cycle  
FY 2009-10 Position and Object Code Detail

(1) MANAGEMENT AND ADMINISTRATION; (D) State Charter School Institute, Department Implementation of Section 22-30.5-501 et seq., C.R.S.

Position Code	Position Type	FTE	FY 2008-09 Expenditures	FTE	FY 2009-10 Expenditures
101400	ASSISTANT COMMISSIONER	0.40	\$47,818	0.00	\$0
105000	CHIEF OF STAFF	0.09	\$8,181	0.10	\$9,055
106800	CONSULTANT	0.42	\$25,918	0.24	\$11,353
112000	EXECUTIVE DIRECTOR	0.18	\$20,167	0.00	\$0
114600	LEGISLATIVE LIASON	0.09	\$8,135	0.09	\$8,141
120300	PRINCIPAL CONSULTANT	0.35	\$25,124	0.35	\$24,351
124000	SENIOR CONSULTANT	0.20	\$11,480	0.19	\$10,645
126800	SUPERVISOR I	0.05	\$3,924	0.05	\$3,237
128400	DIRECTOR	0.49	\$49,049	0.30	\$27,845
B2F2XX	BUDGET ANALYST II	0.00	\$1,010	0.00	\$0
B2F3XX	BUDGET & POLICY ANLST III	0.23	\$20,309	0.00	\$0
H2I3XX	IT PROFESSIONAL I	0.00	\$0	0.49	\$34,141
H2I4XX	IT PROFESSIONAL II	0.45	\$24,596	0.42	\$22,139
H4R2XX	PROGRAM ASSISTANT II	0.10	\$4,282	0.10	\$4,150
H6G8XX	MANAGEMENT	0.00	\$0	0.18	\$19,421
H8D2XX	AUDITOR I	0.00	\$0	0.00	\$130
H8E3XX	BUDGET & POLICY ANLST III	0.00	\$0	0.23	\$19,339
		0.00	\$0	0.00	\$0
<b>Total Full and Part-time Employee Expenditures</b>		<b>3.1</b>	<b>\$249,993</b>	<b>2.7</b>	<b>\$193,946</b>
PERA Contributions		N/A	\$23,227	N/A	\$16,903
Medicare		N/A	\$3,346	N/A	\$2,744
State Temporary Employees		N/A	\$4,083	N/A	\$0
Sick and Annual Leave Payouts		0.00	\$7,414	0.08	\$586
Contract Services (due to vacancy savings)		N/A	\$0	N/A	\$0
Contract Services (budgeted - not due to vacancy savings)		N/A	\$0	N/A	\$0
Unemployment Insurance		N/A	\$0	N/A	\$2,215
Other Expenditures (specify as necessary)		N/A	\$2,947	N/A	\$2,306
<b>Total Temporary, Contract, and Other Expenditures</b>		<b>0.0</b>	<b>\$41,017</b>	<b>0.1</b>	<b>\$24,755</b>
POTS Expenditures (excluding Salary Survey and Performance-based Pay already included above)		N/A	\$21,968	N/A	\$21,615
Roll Forwards for Personal Services		N/A	\$0	N/A	\$0
<b>Subtotal Expenditures for Personal Services</b>		<b>3.1</b>	<b>\$312,979</b>	<b>2.8</b>	<b>\$240,316</b>
Object Code	Object Code Description		FY 2008-09 Expenditures		FY 2009-10 Expenditures
2255	RENTAL OF BUILDINGS		\$652		\$0
2530	OUT-OF-STATE TRAVEL		\$0		\$331
2630	COMM SVCS FROM DIV OF TELECOM		\$268		\$456
2631	COMM SVCS FROM OUTSIDE SOURCES		\$294		\$833
3110	OTHER SUPPLIES & MATERIALS		\$9		\$4
3140	NONCAPITALIZED IT - PC'S		\$0		\$809
4170	MISCELLANEOUS FEES AND FINES		\$1		\$0
4181	CUSTOMER WORKSHOPS		\$166		\$0
4256	OTHER BENEFIT PLAN EXPENSE		\$37		\$360
<b>Total Expenditures Denoted in Object Codes</b>			<b>\$1,426</b>		<b>\$2,793</b>
Transfers			\$9,039		\$7,638
Roll Forwards for Operating Expenses			\$0		\$0
<b>Subtotal Expenditures for Operating Expenses</b>			<b>\$10,465</b>		<b>\$10,431</b>
<b>Total FTE and Expenditures for Line Item</b>		<b>3.1</b>	<b>\$323,443</b>	<b>2.8</b>	<b>\$250,748</b>
<b>Total Spending Authority for Line Item</b>		<b>5.0</b>	<b>\$734,458</b>	<b>2.6</b>	<b>\$256,269</b>
<b>Amount Under/(Over) Expended</b>		<b>1.9</b>	<b>\$411,015</b>	<b>(0.2)</b>	<b>\$5,521</b>
<i>Explanation of Reversion / Overexpenditure: This variance reflects a small difference between estimated expenditures and actual. It is no material.</i>					
Approved Adjustments to FY 2009-10 Appropriation	FTE	Total Funds	FTE	Total Funds	
Removal of all POTS transfers, Roll-forwards and Restrictions				(\$55,082)	
Budget Amendment, Mail Equipment Upgrade				\$0	
Reverse Furlough Adjustment from FY 2009-10				\$8,827	
Budget Amendment BA-02, Statewide 2.5% PERA Impact				(\$7,172)	
Budget Amendment, General Operating Expense Reduction				\$0	
Removal of one-time funding				\$0	
Annualization of Salary and Benefits				\$0	



Annualization of Special Bill 09-256, School Finance Act				\$0
Joint Budget Committee Action				\$0
<b>FY 2010-11 Appropriation</b>	<b>0.0</b>	<b>\$256,269</b>	<b>0.0</b>	<b>\$202,842</b>

Colorado Department of Education  
 FY 2011-12 Budget Cycle  
 FY 2009-10 Divisional Personal Services Detail

(2) Division of Assistance to Public Schools

	FY 2008-09		FY 2009-10	
	FTE	Expenditures	FTE	Expenditures
Appropriated Amount Related to Personal Services	206.6	\$27,168,559	210.8	\$30,226,126
Allocation of POTS funding to Division	N/A	\$115,039	N/A	\$199,099
<b>Total Spending Authority in Division for Personal Services</b>	<b>206.6</b>	<b>\$27,283,598</b>	<b>210.8</b>	<b>\$30,425,225</b>
<b>Full- and Part-Time Employee Expenditures (including Salary Survey and Performance-based Pay)</b>	<b>189.4</b>	<b>\$12,711,747</b>	<b>197.5</b>	<b>\$12,605,950</b>
PERA and Medicare Costs		\$1,567,822		\$1,514,249
State Temporary Staff		\$586,134		\$1,029,778
Sick and Annual Leave Payouts	0.0	\$4,065	0.6	\$39,202
Contract Services		\$11,031,321		\$13,653,416
Other Expenditures		\$94,084		\$84,215
<b>Total Temporary, Contract, and Other Expenditures</b>	<b>0.0</b>	<b>\$13,283,426</b>	<b>0.6</b>	<b>\$16,320,861</b>
POTS Expenditures (excluding Salary Survey and Performance-based Pay)		\$1,288,425		\$1,498,414
Roll Forwards		\$0		\$0
<b>Total Expenditures for Division</b>	<b>189.4</b>	<b>\$27,283,598</b>	<b>198.1</b>	<b>\$30,425,225</b>
<b>Amount Under/(Over) Expended</b>	<b>17.2</b>	<b>\$0</b>	<b>12.7</b>	<b>(\$0)</b>

Colorado Department of Education  
 FY 2011-12 Budget Cycle  
 FY 2009-10 Position and Object Code Detail

(2) ASSISTANCE TO PUBLIC SCHOOLS; (A) Public School Finance, Administration

Position Code	Position Type	FTE	FY 2008-09 Expenditures	FTE	FY 2009-10 Expenditures
101400	ASSISTANT COMMISSIONER	1.00	\$130,721	1.00	\$127,201
106800	CONSULTANT	4.93	\$270,402	4.33	\$241,691
120300	PRINCIPAL CONSULTANT	2.01	\$179,410	2.33	\$205,249
124000	SENIOR CONSULTANT	6.10	\$446,747	5.67	\$329,954
126800	SUPERVISOR I	1.00	\$84,982	1.00	\$82,367
127000	SUPERVISOR II	1.00	\$76,309	1.00	\$73,961
		0.00	\$0	0.00	\$0
<b>Total Full and Part-time Employee Expenditures</b>		<b>16.1</b>	<b>\$1,188,571</b>	<b>15.3</b>	<b>\$1,060,423</b>
PERA Contributions		N/A	\$106,467	N/A	\$103,414
Medicare		N/A	\$15,770	N/A	\$15,137
State Temporary Employees		N/A	\$0	N/A	\$0
Sick and Annual Leave Payouts		0.00	\$0	0.31	\$17,770
Contract Services (due to vacancy savings)		N/A	\$0	N/A	\$0
Contract Services (budgeted - not due to vacancy savings)		N/A	\$500	N/A	\$0
Unemployment Insurance		N/A	\$0	N/A	\$12,350
Other Expenditures (specify as necessary)		N/A	\$5,925	N/A	\$2,539
<b>Total Temporary, Contract, and Other Expenditures</b>		<b>0.0</b>	<b>\$128,662</b>	<b>0.3</b>	<b>\$151,210</b>
POTS Expenditures (excluding Salary Survey and Performance-based Pay already included above)		N/A	\$99,962	N/A	\$108,920
Roll Forwards for Personal Services		N/A	\$0	N/A	\$0
<b>Subtotal Expenditures for Personal Services</b>		<b>16.1</b>	<b>\$1,417,195</b>	<b>15.6</b>	<b>\$1,320,553</b>
Object Code	Object Code Description		FY 2008-09 Expenditures		FY 2009-10 Expenditures
2230	EQUIP MAINTENANCE/REPAIR SVCS		\$133		\$47
2255	RENTAL OF BUILDINGS		\$438		\$0
2510	IN-STATE TRAVEL		\$19,729		\$12,793
2513	IN-STATE PERS VEHICLE REIMBSMT		\$19,680		\$14,542
2515	STATE-OWNED VEHICLE CHARGE		\$7,800		\$3,631
2630	COMM SVCS FROM DIV OF TELECOM		\$6,650		\$7,274
2631	COMM SVCS FROM OUTSIDE SOURCES		\$1,992		\$1,840
2680	PRINTING/REPRODUCTION SERVICES		\$7,285		\$4,377
3110	OTHER SUPPLIES & MATERIALS		\$38		\$24
3115	DATA PROCESSING SUPPLIES		\$2,768		\$4,446
3120	BOOKS/PERIODICALS/SUBSCRIPTION		\$338		\$0
3121	OFFICE SUPPLIES		\$2,451		\$1,683
3123	POSTAGE		\$1,827		\$2,020
3132	NONCAP OFFICE FURN/OFFICE SYST		\$366		\$735
3140	NONCAPITALIZED IT - PC'S		\$17,185		\$9,197
3143	NONCAPITALIZED IT - OTHER		\$6,167		\$0
4100	OTHER OPERATING EXPENSES		\$335		\$501
4170	MISCELLANEOUS FEES AND FINES		\$6		\$0
4180	OFFICIAL FUNCTIONS		\$209		\$0
4181	CUSTOMER WORKSHOPS		\$1,508		\$1,182
4220	REGISTRATION FEES		\$1,970		\$1,090
4256	OTHER BENEFIT PLAN EXPENSE		\$186		\$2,039
6217	IT NETWORK SW- DIRECT PURCHASE		\$0		\$5,348
<b>Total Expenditures Denoted in Object Codes</b>			<b>\$99,060</b>		<b>\$72,770</b>
Transfers			\$18,622		\$39,430
Roll Forwards for Operating Expenses			\$0		\$0
<b>Subtotal Expenditures for Operating Expenses</b>			<b>\$117,682</b>		<b>\$112,200</b>
<b>Total FTE and Expenditures for Line Item</b>		<b>16.1</b>	<b>\$1,534,877</b>	<b>15.6</b>	<b>\$1,432,753</b>
<b>Total Spending Authority for Line Item</b>		<b>18.0</b>	<b>\$1,603,040</b>	<b>18.0</b>	<b>\$1,617,151</b>
<b>Amount Under/(Over) Expended</b>		<b>2.0</b>	<b>\$68,163</b>	<b>2.4</b>	<b>\$184,398</b>
<i>Explanation of Reversion / Overexpenditure: This variance is due to several vacancies during the year for this appropriation. That is the majority of the 2.4 FTE/\$184,000 variance.</i>					
Approved Adjustments to FY 2009-10 Appropriation	FTE	Total Funds	FTE	Total Funds	
Removal of all POTS transfers, Roll-forwards and Restrictions				(\$99,839)	
Reverse Furlough Adjustment from FY 2009-10				\$34,461	
Budget Amendment BA-02, Statewide 2.5% PERA Impact				(\$27,999)	
Special Bill 10-054, Educational Services for Jailed Juveniles			0.2	\$20,729	

Joint Budget Committee Action			0.3	(\$50,000)
<b>FY 2010-11 Appropriation</b>	<b>18.0</b>	<b>\$1,617,151</b>	<b>18.5</b>	<b>\$1,494,503</b>

Colorado Department of Education  
 FY 2011-12 Budget Cycle  
 FY 2009-10 Position and Object Code Detail

(2) ASSISTANCE TO PUBLIC SCHOOLS; (A) Public School Finance, State Share of Districts' Total Program Funding

Object Code	Object Code Description	FY 2008-09 Expenditures		FY 2009-10 Expenditures	
5550	DISTRIBUTIONS-SCHOOL DISTRICTS	\$462,870,995		\$442,677,995	
<b>Total Expenditures Denoted in Object Codes</b>		<b>\$462,870,995</b>		<b>\$442,677,995</b>	
Transfers		\$2,930,074,211		\$3,076,191,636	
Roll Forwards		\$0		\$0	
<b>Total Expenditures for Line Item</b>		<b>\$3,392,945,206</b>		<b>\$3,518,869,631</b>	
<b>Total Spending Authority for Line Item</b>		<b>\$3,392,945,206</b>		<b>\$3,518,955,917</b>	
<b>Amount Under/(Over) Expended</b>		<b>\$0</b>		<b>\$86,286</b>	
<i>Explanation of Reversion / Overexpenditure: Due to the 'off the top' funding requirement for State Share, small amounts of the appropriation remain with the Department due to the necessity of estimates for items such as staff, rent, and other operating expenditures. These funds are deposited into the State Public School Fund, and are used in the following year.</i>					
Approved Adjustments to FY 2009-10 Appropriation		FTE	Total Funds	FTE	Total Funds
BRI-01 Base Reduction for Total Program Funding Adj					(\$297,196,828)
Budget Amendment BA-01, Transfer to SEF in FY 2010-11					\$2,084,525
Joint Budget Committee Action					\$539,450,236
<b>FY 2010-11 Appropriation</b>		<b>0.0</b>	<b>\$3,518,955,917</b>	<b>0.0</b>	<b>\$3,763,293,850</b>

Colorado Department of Education  
 FY 2011-12 Budget Cycle  
 FY 2009-10 Position and Object Code Detail

(2) ASSISTANCE TO PUBLIC SCHOOLS; (A) Public School Finance, Hold-harmless Full-day Kindergarten Funding

Object Code	Object Code Description	FY 2008-09 Expenditures	FY 2009-10 Expenditures
5570	DISTRIBUTIONS-INTERGOV ENTITY	\$0	\$7,698,050
5550	DISTRIBUTIONS-SCHOOL DISTRICTS	\$7,321,864	
<b>Total Expenditures Denoted in Object Codes</b>		<b>\$7,321,864</b>	<b>\$7,698,050</b>
Transfers		\$0	\$0
Roll Forwards		\$0	\$0
<b>Total Expenditures for Line Item</b>		<b>\$7,321,864</b>	<b>\$7,698,050</b>
<b>Total Spending Authority for Line Item</b>		<b>\$7,356,409</b>	<b>\$7,698,050</b>
<b>Amount Under/(Over) Expended</b>		<b>\$34,545</b>	<b>\$0</b>
<i>Explanation of Reversion / Overexpenditure:</i>			
Approved Adjustments to FY 2009-10 Appropriation		FTE	Total Funds
Reverse Furlough Adjustment from FY 2009-10			\$7,448
BRI-01 Base Reduction for Hold-harmless Kindergarten			(\$428,252)
Joint Budget Committee Action			\$479,572
<b>FY 2010-11 Appropriation</b>		<b>0.0</b>	<b>\$7,756,818</b>

Colorado Department of Education  
 FY 2011-12 Budget Cycle  
 FY 2009-10 Position and Object Code Detail

(2) ASSISTANCE TO PUBLIC SCHOOLS; (B) Categorical Programs, (I) District Programs Required by Statute, Special Education Programs for Children

Position Code	Position Type	FTE	FY 2008-09 Expenditures	FTE	FY 2009-10 Expenditures
101400	ASSISTANT COMMISSIONER	1.05	\$135,146	1.15	\$143,878
106800	CONSULTANT	6.91	\$343,056	8.23	\$398,203
120300	PRINCIPAL CONSULTANT	14.28	\$1,134,868	15.16	\$1,168,771
124000	SENIOR CONSULTANT	14.28	\$937,334	17.18	\$1,088,075
126800	SUPERVISOR I	5.61	\$504,513	5.39	\$477,217
127000	SUPERVISOR II	0.79	\$59,504	0.50	\$41,192
128400	DIRECTOR	3.81	\$412,317	2.79	\$290,585
165500	ASSISTANT DIRECTOR	1.36	\$136,668	1.50	\$146,331
G3A4XX	ADMIN ASSISTANT III	9.60	\$348,196	10.73	\$377,908
G3A5XX	OFFICE MANAGER I	1.00	\$41,964	1.00	\$40,673
H214XX	IT PROFESSIONAL II	1.88	\$117,424	2.91	\$178,601
H4R1XX	PROGRAM ASSISTANT I	2.12	\$86,396	2.01	\$80,212
H4R2XX	PROGRAM ASSISTANT II	0.50	\$28,038	0.50	\$27,175
H6G3XX	GENERAL PROFESSIONAL III	1.81	\$111,206	1.82	\$108,767
H8E2XX	BUDGET ANALYST II	0.00	\$0	0.20	\$13,182
		0.00	\$0	0.00	\$0
<b>Total Full and Part-time Employee Expenditures</b>		<b>65.0</b>	<b>\$4,396,630</b>	<b>71.1</b>	<b>\$4,580,769</b>
PERA Contributions		N/A	\$530,141	N/A	\$519,001
Medicare		N/A	\$63,995	N/A	\$73,591
State Temporary Employees		N/A	\$310,148	N/A	\$743,383
Sick and Annual Leave Payouts		0.00	\$0	0.00	\$0
Contract Services (due to vacancy savings)		N/A	\$0	N/A	\$0
Contract Services (budgeted - not due to vacancy savings)		N/A	\$3,001,771	N/A	\$2,554,407
Unemployment Insurance		N/A	\$649	N/A	\$3,768
Other Expenditures (specify as necessary)		N/A	\$17,386	N/A	\$17,603
<b>Total Temporary, Contract, and Other Expenditures</b>		<b>0.0</b>	<b>\$3,924,091</b>	<b>0.0</b>	<b>\$3,911,753</b>
POTS Expenditures (excluding Salary Survey and Performance-based Pay already included above)		N/A	\$448,379	N/A	\$583,173
Roll Forwards for Personal Services		N/A	\$0	N/A	\$0
<b>Subtotal Expenditures for Personal Services</b>		<b>65.0</b>	<b>\$8,769,099</b>	<b>71.1</b>	<b>\$9,075,695</b>
Object Code	Object Code Description		FY 2008-09 Expenditures		FY 2009-10 Expenditures
2220	BLDG MAINTENANCE/REPAIR SVCS		\$1,117		\$1,727
2230	EQUIP MAINTENANCE/REPAIR SVCS		\$1,970		\$674
2232	IT SOFTWARE MNTC/UPGRADE SVCS		\$1,784		\$0
2250	MISCELLANEOUS RENTALS		\$1,038		\$1,341
2253	RENTAL OF EQUIPMENT		\$84,244		\$76,755
2255	RENTAL OF BUILDINGS		\$250,023		\$322,655
2259	PARKING FEE REIMBURSEMENT		\$2		\$0
2510	IN-STATE TRAVEL		\$92,864		\$103,822
2513	IN-STATE PERS VEHICLE REIMBSMT		\$83,483		\$112,676
2514	STATE-OWNED AIRCRAFT		\$288		\$198
2515	STATE-OWNED VEHICLE CHARGE		\$15,985		\$12,508
2520	IN-STATE TRAVEL/NON-EMPLOYEE		\$98,920		\$64,132
2530	OUT-OF-STATE TRAVEL		\$54,137		\$47,702
2540	OUT-OF-STATE TRAVEL/NON-EMPL		\$13,180		\$3,095
2610	ADVERTISING		\$566		\$586
2630	COMM SVCS FROM DIV OF TELECOM		\$57,218		\$46,768
2631	COMM SVCS FROM OUTSIDE SOURCES		\$15,133		\$21,375
2680	PRINTING/REPRODUCTION SERVICES		\$202,279		\$123,057
2681	PHOTOCOPY REIMBURSEMENT		\$639		\$955
2690	LEGAL SERVICES		\$0		\$16,687
2820	OTHER PURCHASED SERVICES		\$180		\$0
2830	OFFICE MOVING-PUR SERV		\$1,135		\$75
3110	OTHER SUPPLIES & MATERIALS		\$24,715		\$8,361
3115	DATA PROCESSING SUPPLIES		\$7,833		\$9,051
3116	NONCAP IT - PURCHASED PC SW		\$8,178		\$14,497
3117	EDUCATIONAL SUPPLIES		\$102,731		\$56,779
3120	BOOKS/PERIODICALS/SUBSCRIPTION		\$42,579		\$18,999
3121	OFFICE SUPPLIES		\$28,272		\$26,079
3122	PHOTOGRAPHIC SUPPLIES		\$4,940		\$1,274
3123	POSTAGE		\$43,027		\$53,533
3128	NONCAPITALIZED EQUIPMENT		\$4,249		\$41
3132	NONCAP OFFICE FURN/OFFICE SYST		\$2,317		\$2,607

3140	NONCAPITALIZED IT - PC'S		\$58,162		\$47,976
3143	NONCAPITALIZED IT - OTHER		\$14,224		\$24,549
3146	NONCAP IT-PURCHASED SERVER SW		\$0		\$498
4100	OTHER OPERATING EXPENSES		\$2,887		\$2,347
4140	DUES AND MEMBERSHIPS		\$75,555		\$42,804
4170	MISCELLANEOUS FEES AND FINES		-\$185		\$0
4180	OFFICIAL FUNCTIONS		\$74,843		\$180
4181	CUSTOMER WORKSHOPS		\$636,670		\$506,510
4220	REGISTRATION FEES		\$67,763		\$29,847
4256	OTHER BENEFIT PLAN EXPENSE		\$753		\$10,393
4260	NONEMPLOYEE REIMBURSEMENTS		\$13,639		\$5,713
5140	GRANTS-INTERGOVERNMENTAL		\$0		\$128,949,761
5170	GRANTS-SCHOOL DISTR		\$143,200,835		\$0
5440	PURCH SERV-INTERGOVERNMENTAL		\$9,980		\$7,018
5550	DISTRIBUTIONS-SCHOOL DISTRICTS		\$126,957,024		\$0
5570	DISTRIBUTIONS-INTERGOV ENTITY		\$0		\$126,946,369
5770	PASS-THRU FED GRANT INTRAFUND		\$741,844		\$712,827
5771	PASS-THRU FED GRANT INTERFUND		\$1,559,072		\$859,965
5781	GRANTS TO NONGOV/ORGANIZATIONS		\$20,750		\$14,000
6215	IT NETWORK - DIRECT PURCHASE		\$42,346		\$0
6224	OTHER FURN & FIXTURES-DIR PUR		\$0		\$32,500
<b>Total Expenditures Denoted in Object Codes</b>			<b>\$274,721,186</b>		<b>\$259,341,266</b>
Transfers			\$1,186,121		\$1,397,975
Roll Forwards for Operating Expenses			\$0		\$0
<b>Subtotal Expenditures for Operating Expenses</b>			<b>\$275,907,307</b>		<b>\$260,739,241</b>
<b>Total FTE and Expenditures for Line Item</b>		<b>65.0</b>	<b>\$284,676,407</b>	<b>71.1</b>	<b>\$269,814,936</b>
<b>Total Spending Authority for Line Item</b>		<b>64.5</b>	<b>\$280,169,837</b>	<b>64.0</b>	<b>\$346,330,185</b>
<b>Amount Under/(Over) Expended</b>		<b>(0.5)</b>	<b>(\$4,506,570)</b>	<b>(7.1)</b>	<b>\$76,515,249</b>
<i>Explanation of Reversion / Overexpenditure:</i>					
Approved Adjustments to FY 2009-10 Appropriation		FTE	Total Funds	FTE	Total Funds
Removal of all POTS transfers, Roll-forwards and Restrictions					(\$31,290,261)
Budget Amendment BA-02, Statewide 2.5% PERA Impact					\$114,496
Joint Budget Committee Action				1.0	(\$116,653,772)
<b>FY 2010-11 Appropriation</b>		<b>64.0</b>	<b>\$434,118,991</b>	<b>65.0</b>	<b>\$286,289,454</b>



Colorado Department of Education  
 FY 2011-12 Budget Cycle  
 FY 2009-10 Position and Object Code Detail

(2) ASSISTANCE TO PUBLIC SCHOOLS; (B) Categorical Programs, (I) District Programs Required by Statute, English Language Proficiency Program

Position Code	Position Type	FTE	FY 2008-09 Expenditures	FTE	FY 2009-10 Expenditures
101400	ASSISTANT COMMISSIONER	0.43	\$53,088	0.40	\$48,428
106800	CONSULTANT	0.66	\$37,885	1.08	\$49,349
112000	EXECUTIVE DIRECTOR	0.18	\$20,202	0.30	\$33,566
120300	PRINCIPAL CONSULTANT	0.29	\$20,194	1.16	\$74,787
124000	SENIOR CONSULTANT	0.96	\$64,067	0.28	\$18,849
165500	ASSISTANT DIRECTOR	0.00	\$0	0.60	\$62,225
B1C4XX	ACCOUNTING TECHNICIAN IV	0.16	\$7,790	0.00	\$0
G3A3XX	ADMIN ASSISTANT II	0.68	\$20,521	1.28	\$39,787
G3A4XX	ADMIN ASSISTANT III	0.99	\$40,350	0.58	\$25,458
G3A5XX	OFFICE MANAGER I	0.40	\$17,971	0.40	\$17,418
H2I4XX	IT PROFESSIONAL II	0.10	\$6,308	0.10	\$6,114
H8B4XX	ACCOUNTING TECHNICIAN IV	0.00	\$0	0.20	\$9,537
		0.00	\$0	0.00	\$0
<b>Total Full and Part-time Employee Expenditures</b>		<b>4.8</b>	<b>\$288,378</b>	<b>6.4</b>	<b>\$385,519</b>
PERA Contributions		N/A	\$27,416	N/A	\$38,396
Medicare		N/A	\$4,071	N/A	\$5,503
State Temporary Employees		N/A	\$0	N/A	\$0
Sick and Annual Leave Payouts		0.00	\$0	0.00	\$0
Contract Services (due to vacancy savings)		N/A	\$0	N/A	\$0
Contract Services (budgeted - not due to vacancy savings)		N/A	\$40,699	N/A	\$30,413
Unemployment Insurance		N/A	\$46	N/A	\$0
Other Expenditures (specify as necessary)		N/A	\$1,402	N/A	\$119
<b>Total Temporary, Contract, and Other Expenditures</b>		<b>0.0</b>	<b>\$73,634</b>	<b>0.0</b>	<b>\$74,432</b>
POTS Expenditures (excluding Salary Survey and Performance-based Pay already included above)		N/A	\$28,622	N/A	\$42,074
Roll Forwards for Personal Services		N/A	\$0	N/A	\$0
<b>Subtotal Expenditures for Personal Services</b>		<b>4.8</b>	<b>\$390,634</b>	<b>6.4</b>	<b>\$502,025</b>
Object Code	Object Code Description		FY 2008-09 Expenditures		FY 2009-10 Expenditures
2540	OUT-OF-STATE TRAVEL/NON-EMPL		\$497		\$0
3120	BOOKS/PERIODICALS/SUBSCRIPTION		\$365		\$0
3140	NONCAPITALIZED IT - PC'S		\$6,793		\$0
5170	GRANTS-SCHOOL DISTR		\$9,283,563		\$0
5550	DISTRIBUTIONS-SCHOOL DISTRICTS		\$8,543,824		\$0
4180	OFFICIAL FUNCTIONS		\$3,954		\$12
3110	OTHER SUPPLIES & MATERIALS		\$3		\$68
3143	NONCAPITALIZED IT - OTHER		\$0		\$114
2680	PRINTING/REPRODUCTION SERVICES		\$1,294		\$187
3139	NONCAPITLIZD FIXED ASSET OTHER		\$0		\$246
3123	POSTAGE		\$160		\$367
3117	EDUCATIONAL SUPPLIES		\$0		\$413
4260	NONEMPLOYEE REIMBURSEMENTS		\$0		\$493
3115	DATA PROCESSING SUPPLIES		\$0		\$684
4256	OTHER BENEFIT PLAN EXPENSE		\$59		\$980
2631	COMM SVCS FROM OUTSIDE SOURCES		\$1,163		\$1,589
2520	IN-STATE TRAVEL/NON-EMPLOYEE		\$9,047		\$1,801
3121	OFFICE SUPPLIES		\$656		\$2,113
2630	COMM SVCS FROM DIV OF TELECOM		\$1,852		\$2,355
2513	IN-STATE PERS VEHICLE REIMBSMT		\$4,668		\$4,020
2515	STATE-OWNED VEHICLE CHARGE		\$1,380		\$4,373
2510	IN-STATE TRAVEL		\$6,097		\$6,024
4220	REGISTRATION FEES		\$4,420		\$7,065
2530	OUT-OF-STATE TRAVEL		\$7,130		\$8,335
4181	CUSTOMER WORKSHOPS		\$27,503		\$19,908
2255	RENTAL OF BUILDINGS		\$15,094		\$23,429
5771	PASS-THRU FED GRANT INTERFUND		\$38,473		\$91,879
5140	GRANTS-INTERGOVERNMENTAL		\$0		\$9,467,459
5570	DISTRIBUTIONS-INTERGOV ENTITY		\$0		\$12,020,892
<b>Total Expenditures Denoted in Object Codes</b>			<b>\$17,957,995</b>		<b>\$21,664,805</b>
Transfers			\$109,446		\$161,485
Roll Forwards for Operating Expenses			\$0		\$0
<b>Subtotal Expenditures for Operating Expenses</b>			<b>\$18,067,440</b>		<b>\$21,826,290</b>
<b>Total FTE and Expenditures for Line Item</b>		<b>4.8</b>	<b>\$18,458,074</b>	<b>6.4</b>	<b>\$22,328,315</b>

<b>Total Spending Authority for Line Item</b>	<b>4.6</b>	<b>\$22,551,146</b>	<b>4.6</b>	<b>\$27,473,394</b>
<b>Amount Under/(Over) Expended</b>	<b>(0.2)</b>	<b>\$4,093,072</b>	<b>(1.8)</b>	<b>\$5,145,079</b>
<i>Explanation of Reversion / Overexpenditure: This line includes federal grants for which there was carryover at the end of FY09-10.</i>				
<b>Approved Adjustments to FY 2009-10 Appropriation</b>	<b>FTE</b>	<b>Total Funds</b>	<b>FTE</b>	<b>Total Funds</b>
Removal of all POTS transfers, Roll-forwards and Restrictions				(\$4,062,297)
Reverse Furlough Adjustment from FY 2009-10				\$10,500
Budget Amendment BA-02, Statewide 2.5% PERA Impact				(\$8,531)
Decision Item - 01, Amendment 23 Increase for Categorical				\$520,277
Joint Budget Committee Action				(\$236,593)
<b>FY 2010-11 Appropriation</b>	<b>4.6</b>	<b>\$27,473,394</b>	<b>4.6</b>	<b>\$23,696,750</b>

Colorado Department of Education  
 FY 2011-12 Budget Cycle  
 FY 2009-10 Position and Object Code Detail

(2) ASSISTANCE TO PUBLIC SCHOOLS; (B) Categorical Programs, (II) Other Categorical Programs, Public School Transportation

Position Code	Position Type	FTE	FY 2008-09 Expenditures	FTE	FY 2009-10 Expenditures
124000	SENIOR CONSULTANT	2.01	\$123,116	2.00	\$130,175
		0.00	\$0	0.00	\$0
<b>Total Full and Part-time Employee Expenditures</b>		<b>2.0</b>	<b>\$123,116</b>	<b>2.0</b>	<b>\$130,175</b>
PERA Contributions		N/A	\$13,050	N/A	\$12,761
Medicare		N/A	\$1,864	N/A	\$1,823
State Temporary Employees		N/A	\$0	N/A	\$0
Sick and Annual Leave Payouts		0.00	\$0	0.00	\$0
Contract Services (due to vacancy savings)		N/A	\$0	N/A	\$0
Contract Services (budgeted - not due to vacancy savings)		N/A	\$0	N/A	\$200
Unemployment Insurance		N/A	\$0	N/A	\$0
Other Expenditures (specify as necessary)		N/A	\$0	N/A	\$0
<b>Total Temporary, Contract, and Other Expenditures</b>		<b>0.0</b>	<b>\$14,915</b>	<b>0.0</b>	<b>\$14,784</b>
POTS Expenditures (excluding Salary Survey and Performance-based Pay already included above)		N/A	\$13,765	N/A	\$12,437
Roll Forwards for Personal Services		N/A	\$0	N/A	\$0
<b>Subtotal Expenditures for Personal Services</b>		<b>2.0</b>	<b>\$151,796</b>	<b>2.0</b>	<b>\$157,396</b>
Object Code	Object Code Description		FY 2008-09 Expenditures		FY 2009-10 Expenditures
2510	IN-STATE TRAVEL		\$9,969		\$7,519
2513	IN-STATE PERS VEHICLE REIMBSMT		\$3,667		\$3,703
2515	STATE-OWNED VEHICLE CHARGE		\$3,450		\$3,808
2530	OUT-OF-STATE TRAVEL		\$4,275		\$1,792
2540	OUT-OF-STATE TRAVEL/NON-EMPL		\$0		\$3,577
2630	COMM SVCS FROM DIV OF TELECOM		\$1,213		\$1,221
2680	PRINTING/REPRODUCTION SERVICES		\$1,743		\$2,731
3110	OTHER SUPPLIES & MATERIALS		\$3,870		\$266
3115	DATA PROCESSING SUPPLIES		\$166		\$48
3117	EDUCATIONAL SUPPLIES		\$4,110		\$5,044
3120	BOOKS/PERIODICALS/SUBSCRIPTION		\$1,464		\$115
3121	OFFICE SUPPLIES		\$897		\$1,344
3123	POSTAGE		\$2,968		\$3,736
3132	NONCAP OFFICE FURN/OFFICE SYST		\$139		\$0
4181	CUSTOMER WORKSHOPS		\$1,280		\$2,231
4220	REGISTRATION FEES		\$1,986		\$2,310
4256	OTHER BENEFIT PLAN EXPENSE		\$25		\$291
5550	DISTRIBUTIONS-SCHOOL DISTRICTS		\$45,510,411		\$0
5570	DISTRIBUTIONS-INTERGOV ENTITY		\$0		\$50,890,863
5881	DISTRIBUTIONS TO NONGOV/ORGAN		\$0		\$27,433
<b>Total Expenditures Denoted in Object Codes</b>			<b>\$45,551,632</b>		<b>\$50,958,032</b>
Transfers			\$143,445		\$162,185
Roll Forwards for Operating Expenses			\$0		\$0
<b>Subtotal Expenditures for Operating Expenses</b>			<b>\$45,695,077</b>		<b>\$51,120,218</b>
<b>Total FTE and Expenditures for Line Item</b>		<b>2.0</b>	<b>\$45,846,872</b>	<b>2.0</b>	<b>\$51,277,614</b>
<b>Total Spending Authority for Line Item</b>		<b>2.0</b>	<b>\$45,858,842</b>	<b>2.0</b>	<b>\$51,288,927</b>
<b>Amount Under/(Over) Expended</b>		<b>(0.0)</b>	<b>\$11,970</b>	<b>0.0</b>	<b>\$11,313</b>
<i>Explanation of Reversion / Overexpenditure: This small variance is due to the Transportation program having a vacancy at the beginning of FY09-10</i>					
Approved Adjustments to FY 2009-10 Appropriation		FTE	Total Funds	FTE	Total Funds
Reverse Furlough Adjustment from FY 2009-10					(\$2,723)
Budget Amendment BA-02, Statewide 2.5% PERA Impact					(\$3,358)
Decision Item - 01, Amendment 23 Increase for Categorical					\$337,481
Joint Budget Committee Action					(\$1,628,506)
<b>FY 2010-11 Appropriation</b>		<b>2.0</b>	<b>\$51,288,927</b>	<b>2.0</b>	<b>\$49,991,821</b>

Colorado Department of Education  
 FY 2011-12 Budget Cycle  
 FY 2009-10 Position and Object Code Detail

(2) ASSISTANCE TO PUBLIC SCHOOLS; (B) Categorical Programs, (II) Other Categorical Programs, Transfer to the Department of Higher Education for Distribution of State Assistance for Career and Technical Education

Object Code	Object Code Description	FY 2008-09 Expenditures	FY 2009-10 Expenditures
		\$0	\$0
<b>Total Expenditures Denoted in Object Codes</b>		<b>\$0</b>	<b>\$0</b>
Transfers		\$21,672,472	\$23,189,191
Roll Forwards		\$0	\$0
<b>Total Expenditures for Line Item</b>		<b>\$21,672,472</b>	<b>\$23,189,191</b>
<b>Total Spending Authority for Line Item</b>		<b>\$21,672,472</b>	<b>\$23,189,191</b>
<b>Amount Under/(Over) Expended</b>		<b>\$0</b>	<b>\$0</b>
<i>Explanation of Reversion / Overexpenditure:</i>			
Approved Adjustments to FY 2009-10 Appropriation		FTE	Total Funds
Decision Item - 01, Amendment 23 Increase for Categorical			\$106,901
Joint Budget Committee Action			\$32
<b>FY 2010-11 Appropriation</b>		<b>0.0</b>	<b>\$23,296,124</b>

Colorado Department of Education  
 FY 2011-12 Budget Cycle  
 FY 2009-10 Position and Object Code Detail

(2) ASSISTANCE TO PUBLIC SCHOOLS; (B) Categorical Programs, (II) Other Categorical Programs, Special Education Programs for Gifted and Talented Children

Position Code	Position Type	FTE	FY 2008-09 Expenditures	FTE	FY 2009-10 Expenditures
		0.00	\$0	0.00	\$0
<b>Total Full and Part-time Employee Expenditures</b>		<b>0.0</b>	<b>\$0</b>	<b>0.0</b>	<b>\$0</b>
	PERA Contributions	N/A	\$3,122	N/A	\$2,194
	Medicare	N/A	\$0	N/A	\$0
	State Temporary Employees	N/A	\$0	N/A	\$0
	Sick and Annual Leave Payouts	0.00	\$0	0.00	\$0
	Contract Services (due to vacancy savings)	N/A	\$0	N/A	\$0
	Contract Services (budgeted - not due to vacancy savings)	N/A	\$67,740	N/A	\$80,594
	Unemployment Insurance	N/A	\$0	N/A	\$0
	Other Expenditures (specify as necessary)	N/A	\$0	N/A	\$0
<b>Total Temporary, Contract, and Other Expenditures</b>		<b>0.0</b>	<b>\$70,861</b>	<b>0.0</b>	<b>\$82,788</b>
	POTS Expenditures (excluding Salary Survey and Performance-based Pay already included above)	N/A	\$0	N/A	\$0
	Roll Forwards for Personal Services	N/A	\$0	N/A	\$0
<b>Subtotal Expenditures for Personal Services</b>		<b>0.0</b>	<b>\$70,861</b>	<b>0.0</b>	<b>\$82,788</b>
Object Code	Object Code Description		FY 2008-09 Expenditures		FY 2009-10 Expenditures
2510	IN-STATE TRAVEL		\$856		\$31
2513	IN-STATE PERS VEHICLE REIMBSMT		\$149		\$137
2520	IN-STATE TRAVEL/NON-EMPLOYEE		\$12,056		\$11,376
2530	OUT-OF-STATE TRAVEL		\$379		\$509
2630	COMM SVCS FROM DIV OF TELECOM		\$0		\$246
2631	COMM SVCS FROM OUTSIDE SOURCES		\$615		\$1,158
2680	PRINTING/REPRODUCTION SERVICES		\$170		\$897
3110	OTHER SUPPLIES & MATERIALS		\$1,449		\$1,419
3115	DATA PROCESSING SUPPLIES		\$936		\$5,798
3117	EDUCATIONAL SUPPLIES		\$4,554		\$12,762
3120	BOOKS/PERIODICALS/SUBSCRIPTION		\$6,912		\$456
3121	OFFICE SUPPLIES		\$4,603		\$5,066
3123	POSTAGE		\$105		\$569
3143	NONCAPITALIZED IT - OTHER		\$2,088		\$246
4100	OTHER OPERATING EXPENSES		\$185		\$379
4140	DUES AND MEMBERSHIPS		\$89		\$35
4181	CUSTOMER WORKSHOPS		\$54,456		\$40,008
4220	REGISTRATION FEES		\$30		\$1,040
4260	NONEMPLOYEE REIMBURSEMENTS		\$80		\$300
5550	DISTRIBUTIONS-SCHOOL DISTRICTS		\$8,194,079		\$0
5570	DISTRIBUTIONS-INTERGOV ENTITY		\$0		\$8,768,964
<b>Total Expenditures Denoted in Object Codes</b>			<b>\$8,283,791</b>		<b>\$8,851,397</b>
Transfers			\$39,890		\$54,094
Roll Forwards for Operating Expenses			\$0		\$0
<b>Subtotal Expenditures for Operating Expenses</b>			<b>\$8,323,681</b>		<b>\$8,905,491</b>
<b>Total FTE and Expenditures for Line Item</b>		<b>0.0</b>	<b>\$8,394,542</b>	<b>0.0</b>	<b>\$8,988,280</b>
<b>Total Spending Authority for Line Item</b>		<b>0.0</b>	<b>\$8,396,099</b>	<b>0.0</b>	<b>\$9,003,120</b>
<b>Amount Under/(Over) Expended</b>		<b>0.0</b>	<b>\$1,557</b>	<b>0.0</b>	<b>\$14,840</b>
<i>Explanation of Reversion / Overexpenditure: The program underspent a portion of the 2% withheld for operating and training expenses.</i>					
Approved Adjustments to FY 2009-10 Appropriation		FTE	Total Funds	FTE	Total Funds
Decision Item - 01, Amendment 23 Increase for Categorical					\$202,200
Joint Budget Committee Action					(\$145,695)
<b>FY 2010-11 Appropriation</b>		<b>0.0</b>	<b>\$9,003,120</b>	<b>0.0</b>	<b>\$9,059,625</b>

Colorado Department of Education  
 FY 2011-12 Budget Cycle  
 FY 2009-10 Position and Object Code Detail

(2) ASSISTANCE TO PUBLIC SCHOOLS; (B) Categorical Programs, (II) Other Categorical Programs, Expelled and At-risk Student Services Grant Program

Position Code	Position Type	FTE	FY 2008-09 Expenditures	FTE	FY 2009-10 Expenditures
120300	PRINCIPAL CONSULTANT	0.04	\$1,937	1.21	\$86,159
124000	SENIOR CONSULTANT	1.00	\$67,600	0.27	\$17,122
G3A3XX	ADMIN ASSISTANT II	0.00	\$0	0.23	\$7,050
		0.00	\$0	0.00	\$0
<b>Total Full and Part-time Employee Expenditures</b>		<b>1.0</b>	<b>\$69,537</b>	<b>1.7</b>	<b>\$110,331</b>
PERA Contributions		N/A	\$7,047	N/A	\$11,891
Medicare		N/A	\$933	N/A	\$1,617
State Temporary Employees		N/A	\$0	N/A	\$0
Sick and Annual Leave Payouts		0.00	\$0	0.08	\$7,302
Contract Services (due to vacancy savings)		N/A	\$0	N/A	\$0
Contract Services (budgeted - not due to vacancy savings)		N/A	\$20,451	N/A	\$38,274
Unemployment Insurance		N/A	\$0	N/A	\$0
Other Expenditures (specify as necessary)		N/A	\$0	N/A	\$0
<b>Total Temporary, Contract, and Other Expenditures</b>		<b>0.0</b>	<b>\$28,431</b>	<b>0.1</b>	<b>\$59,083</b>
POTS Expenditures (excluding Salary Survey and Performance-based Pay already included above)		N/A	\$11,857	N/A	\$18,412
Roll Forwards for Personal Services		N/A	\$0	N/A	\$0
<b>Subtotal Expenditures for Personal Services</b>		<b>1.0</b>	<b>\$109,825</b>	<b>1.8</b>	<b>\$187,826</b>
Object Code	Object Code Description		FY 2008-09 Expenditures		FY 2009-10 Expenditures
2210	OTHER MAINTENANCE/REPAIR SVCS		\$0		\$670
2230	EQUIP MAINTENANCE/REPAIR SVCS		\$133		\$20
2232	IT SOFTWARE MNTC/UPGRADE SVCS		\$353		\$0
2510	IN-STATE TRAVEL		\$1,000		\$704
2513	IN-STATE PERS VEHICLE REIMBSMT		\$1,065		\$1,911
2515	STATE-OWNED VEHICLE CHARGE		\$1,352		\$543
2520	IN-STATE TRAVEL/NON-EMPLOYEE		\$90		\$0
2530	OUT-OF-STATE TRAVEL		\$103		\$0
2630	COMM SVCS FROM DIV OF TELECOM		\$546		\$799
2631	COMM SVCS FROM OUTSIDE SOURCES		\$543		\$690
2680	PRINTING/REPRODUCTION SERVICES		\$226		\$400
3110	OTHER SUPPLIES & MATERIALS		\$0		\$3
3115	DATA PROCESSING SUPPLIES		\$0		\$139
3121	OFFICE SUPPLIES		\$357		\$817
3123	POSTAGE		\$1,270		\$746
3132	NONCAP OFFICE FURN/OFFICE SYST		\$298		\$774
3140	NONCAPITALIZED IT - PC'S		\$1,755		\$0
4100	OTHER OPERATING EXPENSES		\$0		\$132
4140	DUES AND MEMBERSHIPS		\$285		\$0
4180	OFFICIAL FUNCTIONS		\$38		\$0
4181	CUSTOMER WORKSHOPS		\$2,928		\$3,116
4220	REGISTRATION FEES		\$215		\$559
4256	OTHER BENEFIT PLAN EXPENSE		\$12		\$284
5140	GRANTS-INTERGOVERNMENTAL		\$0		\$6,210,045
5550	DISTRIBUTIONS-SCHOOL DISTRICTS		\$5,413,615		\$0
5776	STATE GRANT/CONTRACT INTERFUND		\$80,000		\$63,476
5781	GRANTS TO NONGOV/ORGANIZATIONS		\$0		\$852,122
5881	DISTRIBUTIONS TO NONGOV/ORGAN		\$737,561		\$0
<b>Total Expenditures Denoted in Object Codes</b>			<b>\$6,243,746</b>		<b>\$7,137,950</b>
Transfers			\$0		\$0
Roll Forwards for Operating Expenses			\$0		\$0
<b>Subtotal Expenditures for Operating Expenses</b>			<b>\$6,243,746</b>		<b>\$7,137,950</b>
<b>Total FTE and Expenditures for Line Item</b>		<b>1.0</b>	<b>\$6,353,571</b>	<b>1.8</b>	<b>\$7,325,776</b>
<b>Total Spending Authority for Line Item</b>		<b>1.0</b>	<b>\$6,355,024</b>	<b>1.0</b>	<b>\$7,343,560</b>
<b>Amount Under/(Over) Expended</b>		<b>(0.0)</b>	<b>\$1,453</b>	<b>(0.8)</b>	<b>\$17,784</b>
<i>Explanation of Reversion / Overexpenditure: Expelled-At Risk reconfigured the way it evaluates the program by eliminating some contracted services, and increasing employee involvement, resulting in a small cost savings.</i>					
Approved Adjustments to FY 2009-10 Appropriation		FTE	Total Funds	FTE	Total Funds
Budget Amendment BA-02, Statewide 2.5% PERA Impact					(\$2,013)

Decision Item - 01, Amendment 23 Increase for Categorical				\$214,286
Joint Budget Committee Action				(\$62,273)
<b>FY 2010-11 Appropriation</b>	<b>1.0</b>	<b>\$7,343,560</b>	<b>1.0</b>	<b>\$7,493,560</b>

Colorado Department of Education  
 FY 2011-12 Budget Cycle  
 FY 2009-10 Position and Object Code Detail

(2) ASSISTANCE TO PUBLIC SCHOOLS; (B) Categorical Programs, (II) Other Categorical Programs, Small Attendance Center Aid

Object Code	Object Code Description	FY 2008-09 Expenditures	FY 2009-10 Expenditures
5550	DISTRIBUTIONS-SCHOOL DISTRICTS	\$943,333	\$0
5570	DISTRIBUTIONS-INTERGOV ENTITY	\$0	\$959,379
<b>Total Expenditures Denoted in Object Codes</b>		<b>\$943,333</b>	<b>\$959,379</b>
Transfers		\$0	\$0
Roll Forwards		\$0	\$0
<b>Total Expenditures for Line Item</b>		<b>\$943,333</b>	<b>\$959,379</b>
<b>Total Spending Authority for Line Item</b>		<b>\$943,333</b>	<b>\$959,379</b>
<b>Amount Under/(Over) Expended</b>		<b>\$0</b>	<b>\$0</b>
<i>Explanation of Reversion / Overexpenditure:</i>			
Approved Adjustments to FY 2009-10 Appropriation		FTE	Total Funds
Removal of all POTS transfers, Roll-forwards and Restrictions			\$0
Reverse Furlough Adjustment from FY 2009-10			\$0
Budget Amendment BA-02, Statewide 2.5% PERA Impact			\$0
Joint Budget Committee Action			\$0
<b>FY 2010-11 Appropriation</b>		<b>0.0</b>	<b>\$959,379</b>



Colorado Department of Education  
 FY 2011-12 Budget Cycle  
 FY 2009-10 Position and Object Code Detail

(2) ASSISTANCE TO PUBLIC SCHOOLS; (B) Categorical Programs, (II) Other Categorical Programs, Comprehensive Health Education

Position Code	Position Type	FTE	FY 2008-09 Expenditures	FTE	FY 2009-10 Expenditures
126800	SUPERVISOR I	0.92	\$86,818	0.90	\$82,623
		0.00	\$0	0.00	\$0
<b>Total Full and Part-time Employee Expenditures</b>		<b>0.9</b>	<b>\$86,818</b>	<b>0.9</b>	<b>\$82,623</b>
PERA Contributions		N/A	\$8,812	N/A	\$8,386
Medicare		N/A	\$1,259	N/A	\$1,199
State Temporary Employees		N/A	\$0	N/A	\$0
Sick and Annual Leave Payouts		0.00	\$0	0.00	\$0
Contract Services (due to vacancy savings)		N/A	\$0	N/A	\$0
Contract Services (budgeted - not due to vacancy savings)		N/A	\$20,000	N/A	\$26,610
Unemployment Insurance		N/A	\$0	N/A	\$0
Other Expenditures (specify as necessary)		N/A	\$0	N/A	\$0
<b>Total Temporary, Contract, and Other Expenditures</b>		<b>0.0</b>	<b>\$30,071</b>	<b>0.0</b>	<b>\$36,195</b>
POTS Expenditures (excluding Salary Survey and Performance-based Pay already included above)		N/A	\$8,116	N/A	\$10,074
Roll Forwards for Personal Services		N/A	\$0	N/A	\$0
<b>Subtotal Expenditures for Personal Services</b>		<b>0.9</b>	<b>\$125,005</b>	<b>0.9</b>	<b>\$128,893</b>
Object Code	Object Code Description		FY 2008-09 Expenditures		FY 2009-10 Expenditures
2230	EQUIP MAINTENANCE/REPAIR SVCS		\$0		\$91
2510	IN-STATE TRAVEL		\$121		\$211
2513	IN-STATE PERS VEHICLE REIMBSMT		\$27		\$47
2515	STATE-OWNED VEHICLE CHARGE		\$280		\$218
2520	IN-STATE TRAVEL/NON-EMPLOYEE		\$269		\$0
2530	OUT-OF-STATE TRAVEL		\$0		\$1,644
2630	COMM SVCS FROM DIV OF TELECOM		\$228		\$143
2631	COMM SVCS FROM OUTSIDE SOURCES		\$0		\$191
2680	PRINTING/REPRODUCTION SERVICES		\$0		\$308
3110	OTHER SUPPLIES & MATERIALS		\$3		\$0
3115	DATA PROCESSING SUPPLIES		\$0		\$139
3121	OFFICE SUPPLIES		\$86		\$111
3123	POSTAGE		\$104		\$53
4180	OFFICIAL FUNCTIONS		\$37		\$66
4181	CUSTOMER WORKSHOPS		\$3,191		\$697
4220	REGISTRATION FEES		\$0		\$995
4256	OTHER BENEFIT PLAN EXPENSE		\$12		\$131
5140	GRANTS-INTERGOVERNMENTAL		\$0		\$865,646
5550	DISTRIBUTIONS-SCHOOL DISTRICTS		\$564,270		\$0
<b>Total Expenditures Denoted in Object Codes</b>			<b>\$568,629</b>		<b>\$870,690</b>
Transfers			\$2,728		\$2,401
Roll Forwards for Operating Expenses			\$0		\$0
<b>Subtotal Expenditures for Operating Expenses</b>			<b>\$571,357</b>		<b>\$873,091</b>
<b>Total FTE and Expenditures for Line Item</b>		<b>0.9</b>	<b>\$696,362</b>	<b>0.9</b>	<b>\$1,001,983</b>
<b>Total Spending Authority for Line Item</b>		<b>1.0</b>	<b>\$705,396</b>	<b>1.0</b>	<b>\$1,005,396</b>
<b>Amount Under/(Over) Expended</b>		<b>0.1</b>	<b>\$9,034</b>	<b>0.1</b>	<b>\$3,413</b>
<i>Explanation of Reversion / Overexpenditure:</i>					
Approved Adjustments to FY 2009-10 Appropriation		FTE	Total Funds	FTE	Total Funds
Removal of all POTS transfers, Roll-forwards and Restrictions					\$0
Reverse Furlough Adjustment from FY 2009-10					\$0
Budget Amendment BA-02, Statewide 2.5% PERA Impact					\$0
Budget Amendment, General Operating Expense Reduction					\$0
Joint Budget Committee Action					\$0
<b>FY 2010-11 Appropriation</b>		<b>1.0</b>	<b>\$1,005,396</b>	<b>1.0</b>	<b>\$1,005,396</b>

Colorado Department of Education  
 FY 2011-12 Budget Cycle  
 FY 2009-10 Position and Object Code Detail

(2) ASSISTANCE TO PUBLIC SCHOOLS; (C) Grant Programs, Distributions, and Other Assistance, (I) Health and Nutrition, Federal Nutrition Programs

Position Code	Position Type	FTE	FY 2008-09 Expenditures	FTE	FY 2009-10 Expenditures
120300	PRINCIPAL CONSULTANT	1.00	\$74,880	1.00	\$72,576
124000	SENIOR CONSULTANT	4.31	\$262,386	5.40	\$310,377
128400	DIRECTOR	1.00	\$102,459	0.77	\$80,034
G3A4XX	ADMIN ASSISTANT III	1.00	\$35,268	0.42	\$14,288
H2I5XX	IT PROFESSIONAL III	0.30	\$24,786	0.30	\$24,023
H4R1XX	PROGRAM ASSISTANT I	0.00	\$0	0.58	\$22,880
		0.00	\$0	0.00	\$0
<b>Total Full and Part-time Employee Expenditures</b>		<b>7.6</b>	<b>\$499,779</b>	<b>8.5</b>	<b>\$524,178</b>
PERA Contributions		N/A	\$45,558	N/A	\$49,144
Medicare		N/A	\$5,545	N/A	\$6,800
State Temporary Employees		N/A	\$0	N/A	\$0
Sick and Annual Leave Payouts		0.00	\$0	0.08	\$7,825
Contract Services (due to vacancy savings)		N/A	\$0	N/A	\$0
Contract Services (budgeted - not due to vacancy savings)		N/A	\$14,978	N/A	\$26,823
Unemployment Insurance		N/A	\$0	N/A	\$0
Other Expenditures (specify as necessary)		N/A	\$7,407	N/A	\$5,545
<b>Total Temporary, Contract, and Other Expenditures</b>		<b>0.0</b>	<b>\$73,488</b>	<b>0.1</b>	<b>\$96,136</b>
POTS Expenditures (excluding Salary Survey and Performance-based Pay already included above)		N/A	\$54,517	N/A	\$68,745
Roll Forwards for Personal Services		N/A	\$0	N/A	\$0
<b>Subtotal Expenditures for Personal Services</b>		<b>7.6</b>	<b>\$627,784</b>	<b>8.6</b>	<b>\$689,058</b>
Object Code	Object Code Description		FY 2008-09 Expenditures		FY 2009-10 Expenditures
2230	EQUIP MAINTENANCE/REPAIR SVCS		\$0		\$48
2232	IT SOFTWARE MNTC/UPGRADE SVCS		\$298		\$363
2255	RENTAL OF BUILDINGS		\$14,944		\$16,877
2259	PARKING FEE REIMBURSEMENT		\$96		\$0
2510	IN-STATE TRAVEL		\$14,349		\$18,510
2513	IN-STATE PERS VEHICLE REIMBSMT		\$6,171		\$6,922
2515	STATE-OWNED VEHICLE CHARGE		\$5,936		\$8,036
2520	IN-STATE TRAVEL/NON-EMPLOYEE		\$2,697		\$7,692
2530	OUT-OF-STATE TRAVEL		\$12,183		\$12,022
2610	ADVERTISING		\$374		\$948
2630	COMM SVCS FROM DIV OF TELECOM		\$5,122		\$4,946
2631	COMM SVCS FROM OUTSIDE SOURCES		\$4,778		\$5,089
2680	PRINTING/REPRODUCTION SERVICES		\$44,409		\$139,211
2681	PHOTOCOPY REIMBURSEMENT		\$0		\$27
2830	OFFICE MOVING-PUR SERV		\$45		\$0
3110	OTHER SUPPLIES & MATERIALS		\$6,280		\$2,273
3115	DATA PROCESSING SUPPLIES		\$166		\$763
3117	EDUCATIONAL SUPPLIES		\$3,821		\$3,098
3120	BOOKS/PERIODICALS/SUBSCRIPTION		\$479		\$260
3121	OFFICE SUPPLIES		\$3,921		\$5,005
3123	POSTAGE		\$5,927		\$4,985
3128	NONCAPITALIZED EQUIPMENT		\$2,757		\$0
3132	NONCAP OFFICE FURN/OFFICE SYST		\$1,037		\$139
3140	NONCAPITALIZED IT - PC'S		\$9,846		\$1,987
3143	NONCAPITALIZED IT - OTHER		\$9,461		\$1,594
4100	OTHER OPERATING EXPENSES		\$20		\$95
4180	OFFICIAL FUNCTIONS		\$31		\$0
4181	CUSTOMER WORKSHOPS		\$8,629		\$16,807
4220	REGISTRATION FEES		\$1,540		\$2,960
4256	OTHER BENEFIT PLAN EXPENSE		\$103		\$1,134
4260	NONEMPLOYEE REIMBURSEMENTS		\$0		\$120
5120	GRANTS-COUNTIES		\$41,777		\$0
5140	GRANTS-INTERGOVERNMENTAL		\$8,991		\$134,609,232
5170	GRANTS-SCHOOL DISTR		\$123,570,816		\$0
5440	PURCH SERV-INTERGOVERNMENTAL		\$84,884		\$0
5770	PASS-THRU FED GRANT INTRAFUND		\$1,789,296		\$1,875,287
5771	PASS-THRU FED GRANT INTERFUND		\$586,044		\$850,411
5781	GRANTS TO NONGOV/ORGANIZATIONS		\$428,306		\$520,099
<b>Total Expenditures Denoted in Object Codes</b>			<b>\$126,675,535</b>		<b>\$138,116,940</b>
Transfers			\$61,533		\$80,058
Roll Forwards for Operating Expenses			\$0		\$0

<b>Subtotal Expenditures for Operating Expenses</b>		<b>\$126,737,068</b>		<b>\$138,196,998</b>
<b>Total FTE and Expenditures for Line Item</b>	<b>7.6</b>	<b>\$127,364,852</b>	<b>8.6</b>	<b>\$138,886,056</b>
<b>Total Spending Authority for Line Item</b>	<b>8.0</b>	<b>\$96,122,947</b>	<b>9.0</b>	<b>\$161,668,440</b>
<b>Amount Under/(Over) Expended</b>	<b>0.4</b>	<b>(\$31,241,905)</b>	<b>0.4</b>	<b>\$22,782,384</b>
<i>Explanation of Reversion / Overexpenditure: The federal nutrition grant spent less than anticipated, and therefore had some carryover.</i>				

Approved Adjustments to FY 2009-10 Appropriation	FTE	Total Funds	FTE	Total Funds
Removal of all POTS transfers, Roll-forwards and Restrictions				(\$52,011,989)
Reverse Furlough Adjustment from FY 2009-10				\$2,325
Budget Amendment BA-02, Statewide 2.5% PERA Impact				(\$14,786)
Annualization of SB09-226, School Food Allergy Policy				(\$451)
Joint Budget Committee Action				(\$1,018,574)
<b>FY 2010-11 Appropriation</b>	<b>9.0</b>	<b>\$161,668,440</b>	<b>9.0</b>	<b>\$108,624,965</b>

Colorado Department of Education  
 FY 2011-12 Budget Cycle  
 FY 2009-10 Position and Object Code Detail

(2) ASSISTANCE TO PUBLIC SCHOOLS; (C) Grant Programs, Distributions, and Other Assistance, (I) Health and Nutrition, State Match for School Lunch Program

Object Code		Object Code Description	FY 2008-09 Expenditures	FY 2009-10 Expenditures	
5140		GRANTS-INTERGOVERNMENTAL	\$0	\$2,462,870	
5550		DISTRIBUTIONS-SCHOOL DISTRICTS	\$2,464,816	\$0	
<b>Total Expenditures Denoted in Object Codes</b>			<b>\$2,464,816</b>	<b>\$2,462,870</b>	
Transfers			\$7,828	\$9,774	
Roll Forwards			\$0	\$0	
<b>Total Expenditures for Line Item</b>			<b>\$2,472,644</b>	<b>\$2,472,644</b>	
<b>Total Spending Authority for Line Item</b>			<b>\$2,472,644</b>	<b>\$2,472,644</b>	
<b>Amount Under/(Over) Expended</b>			<b>\$0</b>	<b>\$0</b>	
<i>Explanation of Reversion / Overexpenditure:</i>					
Approved Adjustments to FY 2009-10 Appropriation		FTE	Total Funds	FTE	Total Funds
Removal of all POTS transfers, Roll-forwards and Restrictions					\$0
Reverse Furlough Adjustment from FY 2009-10					\$0
Budget Amendment BA-02, Statewide 2.5% PERA Impact					\$0
Joint Budget Committee Action					\$0
<b>FY 2010-11 Appropriation</b>		<b>0.0</b>	<b>\$2,472,644</b>	<b>0.0</b>	<b>\$2,472,644</b>

Colorado Department of Education  
 FY 2011-12 Budget Cycle  
 FY 2009-10 Position and Object Code Detail

(2) ASSISTANCE TO PUBLIC SCHOOLS; (C) Grant Programs, Distributions, and Other Assistance, (I) Health and Nutrition, Child Nutrition School Lunch Protection Program

Object Code	Object Code Description	FY 2008-09 Expenditures	FY 2009-10 Expenditures
5140	GRANTS-INTERGOVERNMENTAL	\$0	\$726,303
5550	DISTRIBUTIONS-SCHOOL DISTRICTS	\$692,688	\$0
5770	PASS-THRU FED GRANT INTRAFUND	\$0	\$62
5776	STATE GRANT/CONTRACT INTERFUND	\$213	\$72
5781	GRANTS TO NONGOV/ORGANIZATIONS	\$0	\$5,249
<b>Total Expenditures Denoted in Object Codes</b>		<b>\$692,901</b>	<b>\$731,685</b>
Transfers		\$4,170	\$8,105
Roll Forwards		\$0	\$0
<b>Total Expenditures for Line Item</b>		<b>\$697,071</b>	<b>\$739,790</b>
<b>Total Spending Authority for Line Item</b>		<b>\$850,000</b>	<b>\$850,000</b>
<b>Amount Under/(Over) Expended</b>		<b>\$152,929</b>	<b>\$110,210</b>
<i>Explanation of Reversion / Overexpenditure:</i>			
Approved Adjustments to FY 2009-10 Appropriation		FTE	Total Funds
Removal of all POTS transfers, Roll-forwards and Restrictions			\$0
Reverse Furlough Adjustment from FY 2009-10			\$0
Budget Amendment BA-02, Statewide 2.5% PERA Impact			\$0
Joint Budget Committee Action			\$0
<b>FY 2010-11 Appropriation</b>		<b>0.0</b>	<b>\$850,000</b>

Colorado Department of Education  
 FY 2011-12 Budget Cycle  
 FY 2009-10 Position and Object Code Detail

(2) ASSISTANCE TO PUBLIC SCHOOLS; (C) Grant Programs, Distributions, and Other Assistance, (I) Health and Nutrition, School Breakfast Program

Object Code	Object Code Description	FY 2008-09 Expenditures		FY 2009-10 Expenditures	
5140	GRANTS-INTERGOVERNMENTAL		\$0		\$497,962
5550	DISTRIBUTIONS-SCHOOL DISTRICTS		\$497,000		\$0
<b>Total Expenditures Denoted in Object Codes</b>			<b>\$497,000</b>		<b>\$497,962</b>
Transfers			\$1,500		\$2,038
Roll Forwards			\$0		\$0
<b>Total Expenditures for Line Item</b>			<b>\$498,500</b>		<b>\$500,000</b>
<b>Total Spending Authority for Line Item</b>			<b>\$500,000</b>		<b>\$500,000</b>
<b>Amount Under/(Over) Expended</b>			<b>\$1,500</b>		<b>\$0</b>
<i>Explanation of Reversion / Overexpenditure:</i>					
Approved Adjustments to FY 2009-10 Appropriation		FTE	Total Funds	FTE	Total Funds
Removal of all POTS transfers, Roll-forwards and Restrictions					\$0
Reverse Furlough Adjustment from FY 2009-10					\$0
Budget Amendment BA-02, Statewide 2.5% PERA Impact					\$0
Joint Budget Committee Action					\$0
<b>FY 2010-11 Appropriation</b>		<b>0.0</b>	<b>\$500,000</b>	<b>0.0</b>	<b>\$500,000</b>

Colorado Department of Education  
 FY 2011-12 Budget Cycle  
 FY 2009-10 Position and Object Code Detail

(2) ASSISTANCE TO PUBLIC SCHOOLS; (C) Grant Programs, Distributions, and Other Assistance, (I) Health and Nutrition, Start Smart Nutrition Program Fund

Object Code	Object Code Description	FY 2008-09 Expenditures	FY 2009-10 Expenditures
		\$0	\$0
<b>Total Expenditures Denoted in Object Codes</b>		<b>\$0</b>	<b>\$0</b>
	Transfers	\$700,000	\$700,000
	Roll Forwards	\$0	\$0
<b>Total Expenditures for Line Item</b>		<b>\$700,000</b>	<b>\$700,000</b>
<b>Total Spending Authority for Line Item</b>		<b>\$700,000</b>	<b>\$700,000</b>
<b>Amount Under/(Over) Expended</b>		<b>\$0</b>	<b>\$0</b>
<i>Explanation of Reversion / Overexpenditure:</i>			
Approved Adjustments to FY 2009-10 Appropriation		FTE	Total Funds
Removal of all POTS transfers, Roll-forwards and Restrictions			\$0
Reverse Furlough Adjustment from FY 2009-10			\$0
Budget Amendment BA-02, Statewide 2.5% PERA Impact			\$0
Joint Budget Committee Action			\$0
<b>FY 2010-11 Appropriation</b>		<b>0.0</b>	<b>\$700,000</b>

Colorado Department of Education  
 FY 2011-12 Budget Cycle  
 FY 2009-10 Position and Object Code Detail

(2) ASSISTANCE TO PUBLIC SCHOOLS; (C) Grant Programs, Distributions, and Other Assistance, (I) Health and Nutrition, Start Smart Nutrition Program

Object Code	Object Code Description	FY 2008-09 Expenditures	FY 2009-10 Expenditures		
5140	GRANTS-INTERGOVERNMENTAL	\$0	\$690,993		
5170	GRANTS-SCHOOL DISTR	\$650,237	\$0		
5770	PASS-THRU FED GRANT INTRAFUND	\$0	\$99		
5771	PASS-THRU FED GRANT INTERFUND	\$0	\$177		
5776	STATE GRANT/CONTRACT INTERFUND	\$167	\$228		
5781	GRANTS TO NONGOV/ORGANIZATIONS	\$0	\$165		
5881	DISTRIBUTIONS TO NONGOV/ORGAN	\$0	\$95		
<b>Total Expenditures Denoted in Object Codes</b>		<b>\$650,404</b>	<b>\$691,757</b>		
Transfers		\$4,053	\$4,262		
Roll Forwards		\$0	\$0		
<b>Total Expenditures for Line Item</b>		<b>\$654,458</b>	<b>\$696,019</b>		
<b>Total Spending Authority for Line Item</b>		<b>\$670,000</b>	<b>\$670,000</b>		
<b>Amount Under/(Over) Expended</b>		<b>\$15,542</b>	<b>(\$26,019)</b>		
<i>Explanation of Reversion / Overexpenditure: An overexpenditure form was submitted for this item. The program interpreted the statute to mean that \$700,000 was available in the fund for distribution, rather than the \$670,000 that was actually available. As a result distributions exceeded spending authority by \$26,019</i>					
Approved Adjustments to FY 2009-10 Appropriation		FTE	Total Funds	FTE	Total Funds
Removal of all POTS transfers, Roll-forwards and Restrictions					\$0
Reverse Furlough Adjustment from FY 2009-10					\$0
Budget Amendment BA-02, Statewide 2.5% PERA Impact					\$0
Joint Budget Committee Action					\$0
<b>FY 2010-11 Appropriation</b>		<b>0.0</b>	<b>\$670,000</b>	<b>0.0</b>	<b>\$670,000</b>



Colorado Department of Education  
 FY 2011-12 Budget Cycle  
 FY 2009-10 Position and Object Code Detail

(2) ASSISTANCE TO PUBLIC SCHOOLS; (C) Grant Programs, Distributions, and Other Assistance, (I) Health and Nutrition, S.B. 97-101 Public School Health Services

Position Code	Position Type	FTE	FY 2008-09 Expenditures	FTE	FY 2009-10 Expenditures
106800	CONSULTANT	1.00	\$47,758	1.00	\$45,649
120300	PRINCIPAL CONSULTANT	0.29	\$23,158	0.25	\$19,018
		0.00	\$0	0.00	\$0
<b>Total Full and Part-time Employee Expenditures</b>		<b>1.3</b>	<b>\$70,916</b>	<b>1.3</b>	<b>\$64,668</b>
PERA Contributions		N/A	\$9,690	N/A	\$7,336
Medicare		N/A	\$952	N/A	\$1,048
State Temporary Employees		N/A	\$0	N/A	\$13,091
Sick and Annual Leave Payouts		0.00	\$0	0.00	\$0
Contract Services (due to vacancy savings)		N/A	\$0	N/A	\$0
Contract Services (budgeted - not due to vacancy savings)		N/A	\$21,161	N/A	\$0
Unemployment Insurance		N/A	\$0	N/A	\$0
Other Expenditures (specify as necessary)		N/A	\$100	N/A	\$0
<b>Total Temporary, Contract, and Other Expenditures</b>		<b>0.0</b>	<b>\$31,903</b>	<b>0.0</b>	<b>\$21,475</b>
POTS Expenditures (excluding Salary Survey and Performance-based Pay already included above)		N/A	\$7,413	N/A	\$11,958
Roll Forwards for Personal Services		N/A	\$0	N/A	\$0
<b>Subtotal Expenditures for Personal Services</b>		<b>1.3</b>	<b>\$110,232</b>	<b>1.3</b>	<b>\$98,100</b>
Object Code	Object Code Description		FY 2008-09 Expenditures		FY 2009-10 Expenditures
2255	RENTAL OF BUILDINGS		\$4,871		\$5,503
2510	IN-STATE TRAVEL		\$640		\$2,153
2513	IN-STATE PERS VEHICLE REIMBSMT		\$0		\$5,085
2515	STATE-OWNED VEHICLE CHARGE		\$664		\$354
2530	OUT-OF-STATE TRAVEL		\$1,526		\$0
2630	COMM SVCS FROM DIV OF TELECOM		\$0		\$189
2631	COMM SVCS FROM OUTSIDE SOURCES		\$0		\$48
4170	MISCELLANEOUS FEES AND FINES		\$3		\$0
4181	CUSTOMER WORKSHOPS		\$8,277		\$4,100
4220	REGISTRATION FEES		\$425		\$0
4256	OTHER BENEFIT PLAN EXPENSE		\$15		\$182
<b>Total Expenditures Denoted in Object Codes</b>			<b>\$16,422</b>		<b>\$17,613</b>
Transfers			\$12,239		\$13,402
Roll Forwards for Operating Expenses			\$0		\$0
<b>Subtotal Expenditures for Operating Expenses</b>			<b>\$28,660</b>		<b>\$31,015</b>
<b>Total FTE and Expenditures for Line Item</b>		<b>1.3</b>	<b>\$138,893</b>	<b>1.3</b>	<b>\$129,115</b>
<b>Total Spending Authority for Line Item</b>		<b>1.4</b>	<b>\$207,747</b>	<b>1.4</b>	<b>\$147,926</b>
<b>Amount Under/(Over) Expended</b>		<b>0.1</b>	<b>\$68,855</b>	<b>0.1</b>	<b>\$18,811</b>
<i>Explanation of Reversion / Overexpenditure: The program has been working to reduce under expenditures, and effectively did so in FY09-10.</i>					
Approved Adjustments to FY 2009-10 Appropriation		FTE	Total Funds	FTE	Total Funds
Reverse Furlough Adjustment from FY 2009-10					\$2,073
Budget Amendment BA-02, Statewide 2.5% PERA Impact					(\$1,685)
Joint Budget Committee Action					\$0
<b>FY 2010-11 Appropriation</b>		<b>1.4</b>	<b>\$147,926</b>	<b>1.4</b>	<b>\$148,314</b>

Colorado Department of Education  
 FY 2011-12 Budget Cycle  
 FY 2009-10 Position and Object Code Detail

(2) ASSISTANCE TO PUBLIC SCHOOLS; (C) Grant Programs, Distributions, and Other Assistance, (II) Capital Construction, Division of Public School Capital Construction Assistance

Position Code	Position Type	FTE	FY 2008-09 Expenditures	FTE	FY 2009-10 Expenditures
106800	CONSULTANT	0.00	\$0	0.58	\$27,835
120300	PRINCIPAL CONSULTANT	0.00	\$0	0.17	\$15,124
124000	SENIOR CONSULTANT	3.46	\$241,314	4.40	\$288,570
128400	DIRECTOR	0.88	\$90,738	1.00	\$99,831
		0.00	\$0	0.00	\$0
<b>Total Full and Part-time Employee Expenditures</b>		<b>4.3</b>	<b>\$332,052</b>	<b>6.1</b>	<b>\$431,360</b>
PERA Contributions		N/A	\$32,242	N/A	\$42,421
Medicare		N/A	\$4,606	N/A	\$6,061
State Temporary Employees		N/A	\$0	N/A	\$0
Sick and Annual Leave Payouts		0.00	\$0	0.04	\$2,802
Contract Services (due to vacancy savings)		N/A	\$0	N/A	\$0
Contract Services (budgeted - not due to vacancy savings)		N/A	\$5,800	N/A	\$8,810
Unemployment Insurance		N/A	\$0	N/A	\$0
Other Expenditures (specify as necessary)		N/A	\$0	N/A	\$0
<b>Total Temporary, Contract, and Other Expenditures</b>		<b>0.0</b>	<b>\$42,648</b>	<b>0.0</b>	<b>\$60,094</b>
POTS Expenditures (excluding Salary Survey and Performance-based Pay already included above)		N/A	\$42,172	N/A	\$0
Roll Forwards for Personal Services		N/A	\$0	N/A	\$0
<b>Subtotal Expenditures for Personal Services</b>		<b>4.3</b>	<b>\$416,872</b>	<b>6.2</b>	<b>\$491,454</b>
Object Code	Object Code Description		FY 2008-09 Expenditures		FY 2009-10 Expenditures
2230	EQUIP MAINTENANCE/REPAIR SVCS		\$0		\$507
2220	BLDG MAINTENANCE/REPAIR SVCS		\$2,053		\$0
2510	IN-STATE TRAVEL		\$2,667		\$3,036
2513	IN-STATE PERS VEHICLE REIMBSMT		\$3,465		\$2,350
2515	STATE-OWNED VEHICLE CHARGE		\$3,686		\$6,589
2520	IN-STATE TRAVEL/NON-EMPLOYEE		\$4,239		\$2,093
2630	COMM SVCS FROM DIV OF TELECOM		\$4,175		\$5,520
2631	COMM SVCS FROM OUTSIDE SOURCES		\$0		\$2,119
2680	PRINTING/REPRODUCTION SERVICES		\$798		\$6,572
2690	LEGAL SERVICES		\$24,308		\$38,268
2820	OTHER PURCHASED SERVICES		\$11,500		\$0
3110	OTHER SUPPLIES & MATERIALS		\$256		\$98
3115	DATA PROCESSING SUPPLIES		\$0		\$759
3117	EDUCATIONAL SUPPLIES		\$0		\$577
3120	BOOKS/PERIODICALS/SUBSCRIPTION		\$217		\$193
3121	OFFICE SUPPLIES		\$3,064		\$2,026
3123	POSTAGE		\$316		\$792
3132	NONCAP OFFICE FURN		\$1,699		\$0
3140	NONCAPITALIZED IT - PC'S		\$6,444		\$5,266
2610	ADVERTISING		\$21		\$0
3143	NONCAPITALIZED IT - OTHER		\$3,845		\$0
4181	CUSTOMER WORKSHOPS		\$624		\$619
4220	REGISTRATION FEES		\$485		\$100
4256	OTHER BENEFIT PLAN EXPENSE		\$62		\$1,020
<b>Total Expenditures Denoted in Object Codes</b>			<b>\$73,925</b>		<b>\$78,503</b>
Transfers			\$12,903		\$17,437
Roll Forwards for Operating Expenses			\$0		\$0
<b>Subtotal Expenditures for Operating Expenses</b>			<b>\$86,828</b>		<b>\$95,940</b>
<b>Total FTE and Expenditures for Line Item</b>		<b>4.3</b>	<b>\$503,700</b>	<b>6.2</b>	<b>\$587,394</b>
<b>Total Spending Authority for Line Item</b>		<b>5.0</b>	<b>\$537,545</b>	<b>9.0</b>	<b>\$910,095</b>
<b>Amount Under/(Over) Expended</b>		<b>0.7</b>	<b>\$33,845</b>	<b>2.8</b>	<b>\$322,701</b>
<i>Explanation of Reversion / Overexpenditure: This program has experienced a significant amount of turnover and vacancies. The vacancies of 2.8 FTE are the primary reason for the variance, but legal services are also included in this line. They will be necessary in FY10-11, but the 'gearing up' of this program resulted in less legal costs than appropriated.</i>					
Approved Adjustments to FY 2009-10 Appropriation		FTE	Total Funds	FTE	Total Funds
Reverse Furlough Adjustment from FY 2009-10					\$11,607
Budget Amendment BA-02, Statewide 2.5% PERA Impact					(\$9,431)
Joint Budget Committee Action					(\$17,124)
<b>FY 2010-11 Appropriation</b>		<b>9.0</b>	<b>\$910,095</b>	<b>9.0</b>	<b>\$895,147</b>

Colorado Department of Education  
 FY 2011-12 Budget Cycle  
 FY 2009-10 Position and Object Code Detail

(2) ASSISTANCE TO PUBLIC SCHOOLS; (C) Grant Programs, Distributions, and Other Assistance, (II) Capital Construction, Public School Capital Construction Assistance Board - Lease Payment

Object Code	Object Code Description	FY 2008-09 Expenditures	FY 2009-10 Expenditures
		\$0	\$0
<b>Total Expenditures Denoted in Object Codes</b>		<b>\$0</b>	<b>\$0</b>
	Transfers	\$0	\$3,535,000
	Roll Forwards	\$0	\$0
<b>Total Expenditures for Line Item</b>		<b>\$0</b>	<b>\$3,535,000</b>
<b>Total Spending Authority for Line Item</b>		<b>\$10,000,000</b>	<b>\$20,000,000</b>
<b>Amount Under/(Over) Expended</b>		<b>\$10,000,000</b>	<b>\$16,465,000</b>
<i>Explanation of Reversion / Overexpenditure: This variance is a function of the various capital construction projects awarded each year. While the program has expanded, the start up has resulted in appropriations exceeding expenditures in the first two years.</i>			
Approved Adjustments to FY 2009-10 Appropriation		FTE	Total Funds
Removal of all POTS transfers, Roll-forwards and Restrictions			\$0
Reverse Furlough Adjustment from FY 2009-10			\$0
Budget Amendment BA-02, Statewide 2.5% PERA Impact			\$0
Joint Budget Committee Action			\$0
<b>FY 2010-11 Appropriation</b>		<b>0.0</b>	<b>\$20,000,000</b>

Colorado Department of Education  
 FY 2011-12 Budget Cycle  
 FY 2009-10 Position and Object Code Detail

(2) ASSISTANCE TO PUBLIC SCHOOLS; (C) Grant Programs, Distributions, and Other Assistance, (II) Capital Construction, Financial Assistance  
 Priority Assessment

Position Code	Position Type	FTE	FY 2008-09 Expenditures	FTE	FY 2009-10 Expenditures
		0.00	\$0	0.00	\$0
<b>Total Full and Part-time Employee Expenditures</b>		<b>0.0</b>	<b>\$0</b>	<b>0.0</b>	<b>\$0</b>
PERA and Medicare Costs		N/A	\$0	N/A	\$0
State Temporary Employees		N/A	\$0	N/A	\$0
Sick and Annual Leave Payouts		0.00	\$0	0.00	\$0
Contract Services		N/A	\$4,450,000	N/A	\$7,595,721
Other Expenditures		N/A	\$0	N/A	\$0
<b>Total Temporary, Contract, and Other Expenditures</b>		<b>0.0</b>	<b>\$4,450,000</b>	<b>0.0</b>	<b>\$7,595,721</b>
POTS Expenditures (excluding Salary Survey and Performance- Roll Forwards)		N/A	\$0	N/A	\$0
<b>Total Expenditures for Line Item</b>		<b>0.0</b>	<b>\$4,450,000</b>	<b>0.0</b>	<b>\$7,595,721</b>
<b>Total Spending Authority for Line Item</b>		<b>0.0</b>	<b>\$12,300,000</b>	<b>0.0</b>	<b>\$7,850,000</b>
<b>Amount Under/(Over) Expended</b>		<b>0.0</b>	<b>\$7,850,000</b>	<b>0.0</b>	<b>\$254,279</b>
<i>Explanation of Reversion / Overexpenditure: The program is in place and operating largely as expected.</i>					
Approved Adjustments to FY 2009-10 Appropriation		FTE	Total Funds	FTE	Total Funds
Removal of all POTS transfers, Roll-forwards and Restrictions					\$0
Reverse Furlough Adjustment from FY 2009-10					\$0
Budget Amendment BA-02, Statewide 2.5% PERA Impact					\$0
Joint Budget Committee Action					(\$7,454,000)
<b>FY 2010-11 Appropriation</b>		<b>0.0</b>	<b>\$7,850,000</b>	<b>0.0</b>	<b>\$396,000</b>

Colorado Department of Education  
 FY 2011-12 Budget Cycle  
 FY 2009-10 Position and Object Code Detail

(2) ASSISTANCE TO PUBLIC SCHOOLS; (C) Grant Programs, Distributions, and Other Assistance, (II) Capital Construction, Charter School Capital Construction

Object Code		Object Code Description	FY 2008-09 Expenditures	FY 2009-10 Expenditures	
5140		GRANTS-INTERGOVERNMENTAL	\$0	\$4,492,134	
5550		DISTRIBUTIONS-SCHOOL DISTRICTS	\$4,630,945	\$0	
<b>Total Expenditures Denoted in Object Codes</b>			<b>\$4,630,945</b>	<b>\$4,492,134</b>	
Transfers			\$504,055	\$507,866	
Roll Forwards			\$0	\$0	
<b>Total Expenditures for Line Item</b>			<b>\$5,135,000</b>	<b>\$5,000,000</b>	
<b>Total Spending Authority for Line Item</b>			<b>\$5,135,000</b>	<b>\$5,000,000</b>	
<b>Amount Under/(Over) Expended</b>			<b>\$0</b>	<b>\$0</b>	
<i>Explanation of Reversion / Overexpenditure:</i>					
Approved Adjustments to FY 2009-10 Appropriation		FTE	Total Funds	FTE	Total Funds
Removal of all POTS transfers, Roll-forwards and Restrictions					\$0
Reverse Furlough Adjustment from FY 2009-10					\$0
Budget Amendment BA-02, Statewide 2.5% PERA Impact					\$0
Joint Budget Committee Action					\$0
<b>FY 2010-11 Appropriation</b>		<b>0.0</b>	<b>\$5,000,000</b>	<b>0.0</b>	<b>\$5,000,000</b>

Colorado Department of Education  
 FY 2011-12 Budget Cycle  
 FY 2009-10 Position and Object Code Detail

(2) ASSISTANCE TO PUBLIC SCHOOLS; (C) Grant Programs, Distributions, and Other Assistance, (II) Capital Construction, State Charter School Institute Capital Construction Assistance

Position Code	Position Type	FTE	FY 2008-09 Expenditures	FTE	FY 2009-10 Expenditures
		0.00	\$0	0.00	\$0
<b>Total Full and Part-time Employee Expenditures</b>		<b>0.0</b>	<b>\$0</b>	<b>0.0</b>	<b>\$0</b>
PERA Contributions		N/A	\$0	N/A	\$0
Medicare		N/A	\$0	N/A	\$0
State Temporary Employees		N/A	\$0	N/A	\$0
Sick and Annual Leave Payouts		0.00	\$0	0.00	\$0
Contract Services (due to vacancy savings)		N/A	\$0	N/A	\$0
Contract Services (budgeted - not due to vacancy savings)		N/A	\$0	N/A	\$0
Unemployment Insurance		N/A	\$0	N/A	\$0
Other Expenditures (specify as necessary)		N/A	\$0	N/A	\$0
<b>Total Temporary, Contract, and Other Expenditures</b>		<b>0.0</b>	<b>\$0</b>	<b>0.0</b>	<b>\$0</b>
POTS Expenditures (excluding Salary Survey and Performance-based Pay already included above)		N/A	\$0	N/A	\$0
Roll Forwards for Personal Services		N/A	\$0	N/A	\$0
<b>Subtotal Expenditures for Personal Services</b>		<b>0.0</b>	<b>\$0</b>	<b>0.0</b>	<b>\$0</b>
Object Code	Object Code Description		FY 2008-09 Expenditures		FY 2009-10 Expenditures
<b>Total Expenditures Denoted in Object Codes</b>			<b>\$0</b>		<b>\$0</b>
Transfers			\$0		\$0
Roll Forwards for Operating Expenses			\$0		\$0
<b>Subtotal Expenditures for Operating Expenses</b>			<b>\$0</b>		<b>\$0</b>
<b>Total FTE and Expenditures for Line Item</b>		<b>0.0</b>	<b>\$0</b>	<b>0.0</b>	<b>\$0</b>
<b>Total Spending Authority for Line Item</b>		<b>0.0</b>	<b>\$0</b>	<b>0.0</b>	<b>\$365,226</b>
<b>Amount Under/(Over) Expended</b>		<b>0.0</b>	<b>\$0</b>	<b>0.0</b>	<b>\$365,226</b>
<i>Explanation of Reversion / Overexpenditure:</i>					
Approved Adjustments to FY 2009-10 Appropriation		FTE	Total Funds	FTE	Total Funds
Removal of all POTS transfers, Roll-forwards and Restrictions					\$0
Reverse Furlough Adjustment from FY 2009-10					\$0
Budget Amendment BA-02, Statewide 2.5% PERA Impact					\$0
Joint Budget Committee Action					\$510,410
<b>FY 2010-11 Appropriation</b>		<b>0.0</b>	<b>\$365,226</b>	<b>0.0</b>	<b>\$875,636</b>

Colorado Department of Education  
 FY 2011-12 Budget Cycle  
 FY 2009-10 Position and Object Code Detail

(2) ASSISTANCE TO PUBLIC SCHOOLS; (C) Grant Programs, Distributions, and Other Assistance, (III) Reading and Literacy, Federal Title I Reading First Grant

Position Code	Position Type	FTE	FY 2008-09 Expenditures	FTE	FY 2009-10 Expenditures
106800	CONSULTANT	2.22	\$111,400	1.51	\$72,490
120300	PRINCIPAL CONSULTANT	2.14	\$151,430	1.16	\$80,926
124000	SENIOR CONSULTANT	5.27	\$343,299	2.20	\$129,612
126800	SUPERVISOR I	0.42	\$39,000	0.75	\$46,821
128400	DIRECTOR	0.09	\$9,581	0.33	\$36,907
H4R1XX	PROGRAM ASSISTANT I	1.00	\$47,712	0.83	\$38,476
		0.00	\$0	0.00	\$0
<b>Total Full and Part-time Employee Expenditures</b>		<b>11.1</b>	<b>\$702,422</b>	<b>6.8</b>	<b>\$405,231</b>
PERA Contributions		N/A	\$72,881	N/A	\$35,987
Medicare		N/A	\$11,584	N/A	\$5,962
State Temporary Employees		N/A	\$115,477	N/A	\$13,558
Sick and Annual Leave Payouts		0.00	\$0	0.00	\$0
Contract Services (due to vacancy savings)		N/A	\$0	N/A	\$0
Contract Services (budgeted - not due to vacancy savings)		N/A	\$210,559	N/A	\$368,945
Unemployment Insurance		N/A	\$4,576	N/A	\$10,978
Other Expenditures (specify as necessary)		N/A	\$17,826	N/A	\$7,105
<b>Total Temporary, Contract, and Other Expenditures</b>		<b>0.0</b>	<b>\$432,903</b>	<b>0.0</b>	<b>\$442,536</b>
POTS Expenditures (excluding Salary Survey and Performance-based Pay already included above)		N/A	\$80,585	N/A	\$47,194
Roll Forwards for Personal Services		N/A	\$0	N/A	\$0
<b>Subtotal Expenditures for Personal Services</b>		<b>11.1</b>	<b>\$1,215,909</b>	<b>6.8</b>	<b>\$894,961</b>
Object Code	Object Code Description		FY 2008-09 Expenditures		FY 2009-10 Expenditures
2230	EQUIP MAINTENANCE/REPAIR SVCS		\$163		\$891
2232	IT SOFTWARE MNTC/UPGRADE SVCS		\$1,858		\$0
2250	MISCELLANEOUS RENTALS		\$189		\$0
2253	RENTAL OF EQUIPMENT		\$0		\$148
2255	RENTAL OF BUILDINGS		\$24,363		\$16,188
2259	PARKING FEE REIMBURSEMENT		\$6		\$0
2510	IN-STATE TRAVEL		\$44,318		\$5,487
2513	IN-STATE PERS VEHICLE REIMBSMT		\$39,023		\$6,830
2515	STATE-OWNED VEHICLE CHARGE		\$1,728		\$118
2520	IN-STATE TRAVEL/NON-EMPLOYEE		\$1,779		\$8,412
2530	OUT-OF-STATE TRAVEL		\$6,698		\$4,498
2540	OUT-OF-STATE TRAVEL/NON-EMPL		\$2,513		\$0
2630	COMM SVCS FROM DIV OF TELECOM		\$13,583		\$4,956
2631	COMM SVCS FROM OUTSIDE SOURCES		\$5,447		\$1,493
2680	PRINTING/REPRODUCTION SERVICES		\$10,100		\$2,128
2681	PHOTOCOPY REIMBURSEMENT		\$719		\$0
3110	OTHER SUPPLIES & MATERIALS		\$12,077		\$280
3115	DATA PROCESSING SUPPLIES		\$6,327		\$1,014
3117	EDUCATIONAL SUPPLIES		\$27,929		\$27,817
3120	BOOKS/PERIODICALS/SUBSCRIPTION		\$9,039		\$220
3121	OFFICE SUPPLIES		\$8,117		\$3,489
3123	POSTAGE		\$2,028		\$682
3128	NONCAPITALIZED EQUIPMENT		\$1,542		\$0
3140	NONCAPITALIZED IT - PC'S		\$3,894		\$0
3143	NONCAPITALIZED IT - OTHER		\$7,774		\$0
3147	NONCAP IT-PURCHASED NETWORK SW		\$10,897		\$0
4100	OTHER OPERATING EXPENSES		\$0		\$3,658
4140	DUES AND MEMBERSHIPS		\$0		\$89
4170	MISCELLANEOUS FEES AND FINES		\$18		\$0
4180	OFFICIAL FUNCTIONS		\$866		\$0
4181	CUSTOMER WORKSHOPS		\$11,205		\$57,045
4220	REGISTRATION FEES		\$2,221		\$5,274
4256	OTHER BENEFIT PLAN EXPENSE		\$112		\$910
4260	NONEMPLOYEE REIMBURSEMENTS		\$910		\$7,200
5140	GRANTS-INTERGOVERNMENTAL		\$0		\$2,813,626
5170	GRANTS-SCHOOL DISTR		\$6,680,666		\$0
5440	PURCH SERV-INTERGOVERNMENTAL		\$49,794		\$2,625
6212	IT SERVERS - DIRECT PURCHASE		\$8,146		\$0
<b>Total Expenditures Denoted in Object Codes</b>			<b>\$6,996,048</b>		<b>\$2,975,080</b>
Transfers			\$124,853		\$92,675
Roll Forwards for Operating Expenses			\$0		\$0

<b>Subtotal Expenditures for Operating Expenses</b>		<b>\$7,120,901</b>		<b>\$3,067,755</b>
<b>Total FTE and Expenditures for Line Item</b>	<b>11.1</b>	<b>\$8,336,811</b>	<b>6.8</b>	<b>\$3,962,715</b>
<b>Total Spending Authority for Line Item</b>	<b>15.4</b>	<b>\$10,918,897</b>	<b>15.4</b>	<b>\$5,816,800</b>
<b>Amount Under/(Over) Expended</b>	<b>4.3</b>	<b>\$2,582,086</b>	<b>8.6</b>	<b>\$1,854,085</b>
<i>Explanation of Reversion / Overexpenditure: This is a federal program that ends in September of 2010. This balance represents the unspent carryover that will revert to the Federal Treasury.</i>				
Approved Adjustments to FY 2009-10 Appropriation	FTE	Total Funds	FTE	Total Funds
Removal of all POTS transfers, Roll-forwards and Restrictions				(\$5,126,432)
Reverse Furlough Adjustment from FY 2009-10				\$0
Budget Amendment BA-02, Statewide 2.5% PERA Impact				\$0
Joint Budget Committee Action				(\$390,368)
<b>FY 2010-11 Appropriation</b>	<b>15.4</b>	<b>\$5,816,800</b>	<b>15.4</b>	<b>\$300,000</b>



Colorado Department of Education  
 FY 2011-12 Budget Cycle  
 FY 2009-10 Position and Object Code Detail

(2) ASSISTANCE TO PUBLIC SCHOOLS; (C) Grant Programs, Distributions, and Other Assistance, (III) Reading and Literacy, Read-to-Achieve Grant Program

Position Code	Position Type	FTE	FY 2008-09 Expenditures	FTE	FY 2009-10 Expenditures
106800	CONSULTANT	0.48	\$23,594	0.16	\$7,384
124000	SENIOR CONSULTANT	0.43	\$29,664	0.68	\$47,293
		0.00	\$0	0.00	\$0
<b>Total Full and Part-time Employee Expenditures</b>		<b>0.9</b>	<b>\$53,258</b>	<b>0.8</b>	<b>\$54,677</b>
PERA Contributions		N/A	\$5,570	N/A	\$5,596
Medicare		N/A	\$796	N/A	\$799
State Temporary Employees		N/A	\$0	N/A	\$0
Sick and Annual Leave Payouts		0.04	\$2,635	0.02	\$804
Contract Services (due to vacancy savings)		N/A	\$0	N/A	\$0
Contract Services (budgeted - not due to vacancy savings)		N/A	\$39,344	N/A	\$14,968
Unemployment Insurance		N/A	\$0	N/A	\$4,873
Other Expenditures (specify as necessary)		N/A	\$0	N/A	\$0
<b>Total Temporary, Contract, and Other Expenditures</b>		<b>0.0</b>	<b>\$48,345</b>	<b>0.0</b>	<b>\$27,041</b>
POTS Expenditures (excluding Salary Survey and Performance-based Pay already included above)		N/A	\$5,403	N/A	\$3,063
Roll Forwards for Personal Services		N/A	\$0	N/A	\$0
<b>Subtotal Expenditures for Personal Services</b>		<b>0.9</b>	<b>\$107,006</b>	<b>0.9</b>	<b>\$84,780</b>
Object Code	Object Code Description		FY 2008-09 Expenditures		FY 2009-10 Expenditures
2255	RENTAL OF BUILDINGS		\$739		\$0
2510	IN-STATE TRAVEL		\$0		\$1,507
2513	IN-STATE PERS VEHICLE REIMBSMT		\$339		\$1,511
2520	IN-STATE TRAVEL/NON-EMPLOYEE		\$582		\$387
2530	OUT-OF-STATE TRAVEL		\$896		\$0
2630	COMM SVCS FROM DIV OF TELECOM		\$544		\$707
2631	COMM SVCS FROM OUTSIDE SOURCES		\$0		\$511
2680	PRINTING/REPRODUCTION SERVICES		\$2		\$15
3110	OTHER SUPPLIES & MATERIALS		\$0		\$18
3121	OFFICE SUPPLIES		\$20		\$39
4220	REGISTRATION FEES		\$82		\$450
4256	OTHER BENEFIT PLAN EXPENSE		\$12		\$146
5140	GRANTS-INTERGOVERNMENTAL		\$0		\$4,309,724
5550	DISTRIBUTIONS-SCHOOL DISTRICTS		\$5,804,998		\$0
<b>Total Expenditures Denoted in Object Codes</b>			<b>\$5,808,215</b>		<b>\$4,315,015</b>
Transfers			\$3,660		\$3,848
Roll Forwards for Operating Expenses			\$0		\$0
<b>Subtotal Expenditures for Operating Expenses</b>			<b>\$5,811,876</b>		<b>\$4,318,863</b>
<b>Total FTE and Expenditures for Line Item</b>		<b>0.9</b>	<b>\$5,918,882</b>	<b>0.9</b>	<b>\$4,403,643</b>
<b>Total Spending Authority for Line Item</b>		<b>1.0</b>	<b>\$6,524,508</b>	<b>1.0</b>	<b>\$4,507,883</b>
<b>Amount Under/(Over) Expended</b>		<b>0.1</b>	<b>\$605,626</b>	<b>0.1</b>	<b>\$104,240</b>
<i>Explanation of Reversion / Overexpenditure: While the total appropriation is typically awarded to grantees in the Read to Achieve program, the Department receives refunds each year from grantees who did not fully expend their grants.</i>					
Approved Adjustments to FY 2009-10 Appropriation		FTE	Total Funds	FTE	Total Funds
Removal of all POTS transfers, Roll-forwards and Restrictions					\$0
Reverse Furlough Adjustment from FY 2009-10					\$0
Budget Amendment BA-02, Statewide 2.5% PERA Impact					\$0
Joint Budget Committee Action					\$1,992,117
<b>FY 2010-11 Appropriation</b>		<b>1.0</b>	<b>\$4,507,883</b>	<b>1.0</b>	<b>\$6,500,000</b>

Colorado Department of Education  
 FY 2011-12 Budget Cycle  
 FY 2009-10 Position and Object Code Detail

(2) ASSISTANCE TO PUBLIC SCHOOLS; (C) Grant Programs, Distributions, and Other Assistance, (III) Reading and Literacy, Family Literacy Education Fund

Object Code	Object Code Description	FY 2008-09 Expenditures	FY 2009-10 Expenditures
<b>Total Expenditures Denoted in Object Codes</b>		<b>\$0</b>	<b>\$0</b>
	Transfers	\$200,000	\$0
	Roll Forwards	\$0	\$0
<b>Total Expenditures for Line Item</b>		<b>\$200,000</b>	<b>\$0</b>
<b>Total Spending Authority for Line Item</b>		<b>\$200,000</b>	<b>\$0</b>
<b>Amount Under/(Over) Expended</b>		<b>\$0</b>	<b>\$0</b>
<i>Explanation of Reversion / Overexpenditure:</i>			
<b>Approved Adjustments to FY 2009-10 Appropriation</b>		<b>FTE</b>	<b>Total Funds</b>
Removal of all POTS transfers, Roll-forwards and Restrictions			\$0
Reverse Furlough Adjustment from FY 2009-10			\$0
Budget Amendment BA-02, Statewide 2.5% PERA Impact			\$0
Joint Budget Committee Action			\$0
<b>FY 2010-11 Appropriation</b>		<b>0.0</b>	<b>\$0</b>

Colorado Department of Education  
 FY 2011-12 Budget Cycle  
 FY 2009-10 Position and Object Code Detail

(2) ASSISTANCE TO PUBLIC SCHOOLS; (C) Grant Programs, Distributions, and Other Assistance, (III) Reading and Literacy, Family Literacy Education Grant Program

Object Code	Object Code Description	FY 2008-09 Expenditures		FY 2009-10 Expenditures	
5120	GRANTS-COUNTIES		\$15,000		\$0
5140	GRANTS-INTERGOVERNMENTAL		\$0		\$7,625
5180	GRANTS-SPECIAL DIST		\$15,000		\$0
5550	DISTRIBUTIONS-SCHOOL DISTRICTS		\$78,323		\$0
5771	PASS-THRU FED GRANT INTERFUND		\$0		\$7,770
5776	STATE GRANT/CONTRACT INTERFUND		\$40,000		\$0
5781	GRANTS TO NONGOV/ORGANIZATIONS		\$0		\$18,480
5881	DISTRIBUTIONS TO NONGOV/ORGAN		\$51,677		\$0
<b>Total Expenditures Denoted in Object Codes</b>			<b>\$200,000</b>		<b>\$33,875</b>
Transfers			\$0		\$0
Roll Forwards			\$0		\$0
<b>Total Expenditures for Line Item</b>			<b>\$200,000</b>		<b>\$33,875</b>
<b>Total Spending Authority for Line Item</b>			<b>\$200,000</b>		<b>\$33,875</b>
<b>Amount Under/(Over) Expended</b>			<b>\$0</b>		<b>\$0</b>
<i>Explanation of Reversion / Overexpenditure:</i>					
Approved Adjustments to FY 2009-10 Appropriation		FTE	Total Funds	FTE	Total Funds
Removal of all POTS transfers, Roll-forwards and Restrictions					\$96,125
Reverse Furlough Adjustment from FY 2009-10					\$0
Budget Amendment BA-02, Statewide 2.5% PERA Impact					\$0
Joint Budget Committee Action					(\$100,000)
<b>FY 2010-11 Appropriation</b>		<b>0.0</b>	<b>\$33,875</b>	<b>0.0</b>	<b>\$30,000</b>

Colorado Department of Education  
 FY 2011-12 Budget Cycle  
 FY 2009-10 Position and Object Code Detail

(2) ASSISTANCE TO PUBLIC SCHOOLS; (C) Grant Programs, Distributions, and Other Assistance, (IV) Professional Development and Instructional Support, Closing the Achievement Gap

Position Code	Position Type	FTE	FY 2008-09 Expenditures	FTE	FY 2009-10 Expenditures
		0.00	\$0	0.00	\$0
<b>Total Full and Part-time Employee Expenditures</b>		<b>0.0</b>	<b>\$0</b>	<b>0.0</b>	<b>\$0</b>
PERA Contributions		N/A	\$0	N/A	\$0
Medicare		N/A	\$0	N/A	\$0
State Temporary Employees		N/A	\$0	N/A	\$0
Sick and Annual Leave Payouts		0.00	\$0	0.00	\$0
Contract Services (due to vacancy savings)		N/A	\$0	N/A	\$0
Contract Services (budgeted - not due to vacancy savings)		N/A	\$0	N/A	\$20,000
Unemployment Insurance		N/A	\$0	N/A	\$0
Other Expenditures (specify as necessary)		N/A	\$0	N/A	\$0
<b>Total Temporary, Contract, and Other Expenditures</b>		<b>0.0</b>	<b>\$0</b>	<b>0.0</b>	<b>\$20,000</b>
POTS Expenditures (excluding Salary Survey and Performance-based Pay already included above)		N/A	\$0	N/A	\$0
Roll Forwards for Personal Services		N/A	\$0	N/A	\$0
<b>Subtotal Expenditures for Personal Services</b>		<b>0.0</b>	<b>\$0</b>	<b>0.0</b>	<b>\$20,000</b>
Object Code	Object Code Description		FY 2008-09 Expenditures		FY 2009-10 Expenditures
5140	GRANTS-INTERGOVERNMENTAL		\$0		\$1,780,000
5550	DISTRIBUTIONS-SCHOOL DISTRICTS		\$1,701,000		\$0
<b>Total Expenditures Denoted in Object Codes</b>			<b>\$1,701,000</b>		<b>\$1,780,000</b>
Transfers			\$0		\$0
Roll Forwards for Operating Expenses			\$0		\$0
<b>Subtotal Expenditures for Operating Expenses</b>			<b>\$1,701,000</b>		<b>\$1,780,000</b>
<b>Total FTE and Expenditures for Line Item</b>		<b>0.0</b>	<b>\$1,701,000</b>	<b>0.0</b>	<b>\$1,800,000</b>
<b>Total Spending Authority for Line Item</b>		<b>0.0</b>	<b>\$1,701,000</b>	<b>0.0</b>	<b>\$1,800,000</b>
<b>Amount Under/(Over) Expended</b>		<b>0.0</b>	<b>\$0</b>	<b>0.0</b>	<b>\$0</b>
<i>Explanation of Reversion / Overexpenditure:</i>					
Approved Adjustments to FY 2009-10 Appropriation		FTE	Total Funds	FTE	Total Funds
Removal of all POTS transfers, Roll-forwards and Restrictions					\$0
Reverse Furlough Adjustment from FY 2009-10					\$0
Budget Amendment BA-02, Statewide 2.5% PERA Impact					\$0
Joint Budget Committee Action					\$0
<b>FY 2010-11 Appropriation</b>		<b>0.0</b>	<b>\$1,800,000</b>	<b>0.0</b>	<b>\$1,800,000</b>

Colorado Department of Education  
 FY 2011-12 Budget Cycle  
 FY 2009-10 Position and Object Code Detail

(2) ASSISTANCE TO PUBLIC SCHOOLS; (C) Grant Programs, Distributions, and Other Assistance, (IV) Professional Development and Instructional Support, Content Specialists

Position Code	Position Type	FTE	FY 2008-09 Expenditures	FTE	FY 2009-10 Expenditures
101400	ASSISTANT COMMISSIONER	0.20	\$23,000	0.00	\$0
106800	CONSULTANT	0.05	\$2,650	0.00	\$0
120300	PRINCIPAL CONSULTANT	2.86	\$242,770	3.00	\$245,550
128400	DIRECTOR	0.50	\$45,000	0.00	\$0
165500	ASSISTANT DIRECTOR	0.00	\$0	0.90	\$81,125
		0.00	\$0	0.00	\$0
<b>Total Full and Part-time Employee Expenditures</b>		<b>3.6</b>	<b>\$313,420</b>	<b>3.9</b>	<b>\$326,674</b>
PERA Contributions		N/A	\$30,573	N/A	\$32,404
Medicare		N/A	\$4,370	N/A	\$4,630
State Temporary Employees		N/A	\$0	N/A	\$0
Sick and Annual Leave Payouts		0.00	\$0	0.03	\$2,700
Contract Services (due to vacancy savings)		N/A	\$0	N/A	\$0
Contract Services (budgeted - not due to vacancy savings)		N/A	\$1,500	N/A	\$0
Unemployment Insurance		N/A	\$0	N/A	\$1,218
Other Expenditures (specify as necessary)		N/A	\$0	N/A	\$0
<b>Total Temporary, Contract, and Other Expenditures</b>		<b>0.0</b>	<b>\$36,443</b>	<b>0.0</b>	<b>\$40,951</b>
POTS Expenditures (excluding Salary Survey and Performance-based Pay already included above)		N/A	\$23,773	N/A	\$31,995
Roll Forwards for Personal Services		N/A	\$0	N/A	\$0
<b>Subtotal Expenditures for Personal Services</b>		<b>3.6</b>	<b>\$373,637</b>	<b>3.9</b>	<b>\$399,619</b>
Object Code	Object Code Description		FY 2008-09 Expenditures		FY 2009-10 Expenditures
2230	EQUIP MAINTENANCE/REPAIR SVCS		\$0		\$433
2255	RENTAL OF BUILDINGS		\$369		\$0
2510	IN-STATE TRAVEL		\$2,140		\$2,069
2513	IN-STATE PERS VEHICLE REIMBSMT		\$5,792		\$3,015
2520	IN-STATE TRAVEL/NON-EMPLOYEE		\$202		\$271
2530	OUT-OF-STATE TRAVEL		\$1,024		\$4,161
2630	COMM SVCS FROM DIV OF TELECOM		\$965		\$1,924
2631	COMM SVCS FROM OUTSIDE SOURCES		\$3,652		\$2,928
2680	PRINTING/REPRODUCTION SERVICES		\$0		\$992
2681	PHOTOCOPY REIMBURSEMENT		\$0		\$66
3110	OTHER SUPPLIES & MATERIALS		\$31		\$6
3115	DATA PROCESSING SUPPLIES		\$912		\$479
3117	EDUCATIONAL SUPPLIES		\$705		\$34
3121	OFFICE SUPPLIES		\$698		\$40
3123	POSTAGE		\$21		\$20
3140	NONCAPITALIZED IT - PC'S		\$8,592		\$0
3143	NONCAPITALIZED IT - OTHER		\$57		\$0
4170	MISCELLANEOUS FEES AND FINES		\$3		\$0
4181	CUSTOMER WORKSHOPS		\$125		\$2,989
4220	REGISTRATION FEES		\$424		\$1,245
4256	OTHER BENEFIT PLAN EXPENSE		\$56		\$597
<b>Total Expenditures Denoted in Object Codes</b>			<b>\$25,768</b>		<b>\$21,270</b>
Transfers			\$5,134		\$10,303
Roll Forwards for Operating Expenses			\$0		\$0
<b>Subtotal Expenditures for Operating Expenses</b>			<b>\$30,903</b>		<b>\$31,573</b>
<b>Total FTE and Expenditures for Line Item</b>		<b>3.6</b>	<b>\$404,539</b>	<b>3.9</b>	<b>\$431,192</b>
<b>Total Spending Authority for Line Item</b>		<b>4.6</b>	<b>\$433,480</b>	<b>5.0</b>	<b>\$434,887</b>
<b>Amount Under/(Over) Expended</b>		<b>1.0</b>	<b>\$28,941</b>	<b>1.1</b>	<b>\$3,695</b>
<i>Explanation of Reversion / Overexpenditure:</i>					
Approved Adjustments to FY 2009-10 Appropriation		FTE	Total Funds	FTE	Total Funds
Removal of all POTS transfers, Roll-forwards and Restrictions					\$0
Reverse Furlough Adjustment from FY 2009-10					\$13,363
Budget Amendment BA-02, Statewide 2.5% PERA Impact					(\$10,858)
Joint Budget Committee Action					\$0
<b>FY 2010-11 Appropriation</b>		<b>5.0</b>	<b>\$434,887</b>	<b>5.0</b>	<b>\$437,392</b>

Colorado Department of Education  
 FY 2011-12 Budget Cycle  
 FY 2009-10 Position and Object Code Detail

(2) ASSISTANCE TO PUBLIC SCHOOLS; (C) Grant Programs, Distributions, and Other Assistance, (IV) Professional Development and Instructional Support, Office of Dropout Prevention and Student Re-engagement

Position Code	Position Type	FTE	FY 2008-09 Expenditures	FTE	FY 2009-10 Expenditures
		0.00	\$0	0.00	\$0
<b>Total Full and Part-time Employee Expenditures</b>		<b>0.0</b>	<b>\$0</b>	<b>0.0</b>	<b>\$0</b>
PERA Contributions		N/A	\$0	N/A	\$0
Medicare		N/A	\$0	N/A	\$0
State Temporary Employees		N/A	\$0	N/A	\$0
Sick and Annual Leave Payouts		0.00	\$0	0.00	\$0
Contract Services (due to vacancy savings)		N/A	\$0	N/A	\$0
Contract Services (budgeted - not due to vacancy savings)		N/A	\$0	N/A	\$0
Unemployment Insurance		N/A	\$0	N/A	\$0
Other Expenditures (specify as necessary)		N/A	\$0	N/A	\$0
<b>Total Temporary, Contract, and Other Expenditures</b>		<b>0.0</b>	<b>\$0</b>	<b>0.0</b>	<b>\$0</b>
POTS Expenditures (excluding Salary Survey and Performance-based Pay already included above)		N/A	\$0	N/A	\$0
Roll Forwards for Personal Services		N/A	\$0	N/A	\$0
<b>Subtotal Expenditures for Personal Services</b>		<b>0.0</b>	<b>\$0</b>	<b>0.0</b>	<b>\$0</b>
Object Code	Object Code Description		FY 2008-09 Expenditures		FY 2009-10 Expenditures
<b>Total Expenditures Denoted in Object Codes</b>			<b>\$0</b>		<b>\$0</b>
Transfers			\$0		\$0
Roll Forwards for Operating Expenses			\$0		\$0
<b>Subtotal Expenditures for Operating Expenses</b>			<b>\$0</b>		<b>\$0</b>
<b>Total FTE and Expenditures for Line Item</b>		<b>0.0</b>	<b>\$0</b>	<b>0.0</b>	<b>\$0</b>
<b>Total Spending Authority for Line Item</b>		<b>0.0</b>	<b>\$0</b>	<b>0.0</b>	<b>\$0</b>
<b>Amount Under/(Over) Expended</b>		<b>0.0</b>	<b>\$0</b>	<b>0.0</b>	<b>\$0</b>
<i>Explanation of Reversion / Overexpenditure:</i>					
Approved Adjustments to FY 2009-10 Appropriation		FTE	Total Funds	FTE	Total Funds
Removal of all POTS transfers, Roll-forwards and Restrictions					\$0
Reverse Furlough Adjustment from FY 2009-10					\$0
Budget Amendment BA-02, Statewide 2.5% PERA Impact					\$0
Joint Budget Committee Action					\$0
<b>FY 2010-11 Appropriation</b>		<b>0.0</b>	<b>\$0</b>	<b>0.0</b>	<b>\$0</b>

Colorado Department of Education  
 FY 2011-12 Budget Cycle  
 FY 2009-10 Position and Object Code Detail

(2) ASSISTANCE TO PUBLIC SCHOOLS; (C) Grant Programs, Distributions, and Other Assistance, (IV) Professional Development and Instructional Support, School Leadership Academy Program

Position Code	Position Type	FTE	FY 2008-09 Expenditures	FTE	FY 2009-10 Expenditures
		0.00	\$0	0.00	\$0
<b>Total Full and Part-time Employee Expenditures</b>		<b>0.0</b>	<b>\$0</b>	<b>0.0</b>	<b>\$0</b>
	PERA Contributions	N/A	\$0	N/A	\$0
	Medicare	N/A	\$0	N/A	\$0
	State Temporary Employees	N/A	\$0	N/A	\$0
	Sick and Annual Leave Payouts	0.00	\$0	0.00	\$0
	Contract Services (due to vacancy savings)	N/A	\$0	N/A	\$0
	Contract Services (budgeted - not due to vacancy savings)	N/A	\$0	N/A	\$39,898
	Unemployment Insurance	N/A	\$0	N/A	\$0
	Other Expenditures (specify as necessary)	N/A	\$0	N/A	\$0
<b>Total Temporary, Contract, and Other Expenditures</b>		<b>0.0</b>	<b>\$0</b>	<b>0.0</b>	<b>\$39,898</b>
	POTS Expenditures (excluding Salary Survey and Performance-based Pay already included above)	N/A	\$0	N/A	\$0
	Roll Forwards for Personal Services	N/A	\$0	N/A	\$0
<b>Subtotal Expenditures for Personal Services</b>		<b>0.0</b>	<b>\$0</b>	<b>0.0</b>	<b>\$39,898</b>
Object Code	Object Code Description		FY 2008-09 Expenditures		FY 2009-10 Expenditures
2520	IN-STATE TRAVEL/NON-EMPLOYEE		\$0		\$1,054
4181	CUSTOMER WORKSHOPS		\$0		\$1,517
<b>Total Expenditures Denoted in Object Codes</b>			<b>\$0</b>		<b>\$2,571</b>
	Transfers		\$0		\$0
	Roll Forwards for Operating Expenses		\$0		\$0
<b>Subtotal Expenditures for Operating Expenses</b>			<b>\$0</b>		<b>\$2,571</b>
<b>Total FTE and Expenditures for Line Item</b>		<b>0.0</b>	<b>\$0</b>	<b>0.0</b>	<b>\$42,469</b>
<b>Total Spending Authority for Line Item</b>		<b>1.5</b>	<b>\$137,983</b>	<b>0.7</b>	<b>\$100,000</b>
<b>Amount Under/(Over) Expended</b>		<b>1.5</b>	<b>\$137,983</b>	<b>0.7</b>	<b>\$57,531</b>
<i>Explanation of Reversion / Overexpenditure: This program has been understaffed for the past two years. The vacancy is the primary reason for the variance.</i>					
Approved Adjustments to FY 2009-10 Appropriation		FTE	Total Funds	FTE	Total Funds
Removal of all POTS transfers, Roll-forwards and Restrictions					\$0
Reverse Furlough Adjustment from FY 2009-10					\$0
Budget Amendment BA-02, Statewide 2.5% PERA Impact					\$0
Joint Budget Committee Action					(\$25,000)
<b>FY 2010-11 Appropriation</b>		<b>0.7</b>	<b>\$100,000</b>	<b>0.7</b>	<b>\$75,000</b>

Colorado Department of Education  
 FY 2011-12 Budget Cycle  
 FY 2009-10 Position and Object Code Detail

(2) ASSISTANCE TO PUBLIC SCHOOLS; (C) Grant Programs, Distributions, and Other Assistance, (IV) Professional Development and Instructional Support, Boards of Cooperative Services

Object Code	Object Code Description	FY 2008-09 Expenditures		FY 2009-10 Expenditures	
5550	DISTRIBUTIONS-SCHOOL DISTRICTS		\$210,000		\$0
<b>Total Expenditures Denoted in Object Codes</b>			<b>\$210,000</b>		<b>\$0</b>
Transfers			\$0		\$0
Roll Forwards			\$0		\$0
<b>Total Expenditures for Line Item</b>			<b>\$210,000</b>		<b>\$0</b>
<b>Total Spending Authority for Line Item</b>			<b>\$210,000</b>		<b>\$0</b>
<b>Amount Under/(Over) Expended</b>			<b>\$0</b>		<b>\$0</b>
<i>Explanation of Reversion / Overexpenditure:</i>					
Approved Adjustments to FY 2009-10 Appropriation		FTE	Total Funds	FTE	Total Funds
Removal of all POTS transfers, Roll-forwards and Restrictions					\$0
Reverse Furlough Adjustment from FY 2009-10					\$0
Budget Amendment BA-02, Statewide 2.5% PERA Impact					\$0
Joint Budget Committee Action					\$0
<b>FY 2010-11 Appropriation</b>		<b>0.0</b>	<b>\$0</b>	<b>0.0</b>	<b>\$0</b>



Colorado Department of Education  
 FY 2011-12 Budget Cycle  
 FY 2009-10 Position and Object Code Detail

(2) ASSISTANCE TO PUBLIC SCHOOLS; (C) Grant Programs, Distributions, and Other Assistance, (IV) Professional Development and Instructional Support, Civic Education

Position Code	Position Type	FTE	FY 2008-09 Expenditures	FTE	FY 2009-10 Expenditures
		0.00	\$0	0.00	\$0
<b>Total Full and Part-time Employee Expenditures</b>		<b>0.0</b>	<b>\$0</b>	<b>0.0</b>	<b>\$0</b>
PERA Contributions		N/A	\$0	N/A	\$0
Medicare		N/A	\$0	N/A	\$0
State Temporary Employees		N/A	\$0	N/A	\$0
Sick and Annual Leave Payouts		0.00	\$0	0.00	\$0
Contract Services (due to vacancy savings)		N/A	\$0	N/A	\$0
Contract Services (budgeted - not due to vacancy savings)		N/A	\$925	N/A	\$0
Unemployment Insurance		N/A	\$0	N/A	\$0
Other Expenditures (specify as necessary)		N/A	\$0	N/A	\$0
<b>Total Temporary, Contract, and Other Expenditures</b>		<b>0.0</b>	<b>\$925</b>	<b>0.0</b>	<b>\$0</b>
POTS Expenditures (excluding Salary Survey and Performance-based Pay already included above)		N/A	\$0	N/A	\$0
Roll Forwards for Personal Services		N/A	\$0	N/A	\$0
<b>Subtotal Expenditures for Personal Services</b>		<b>0.0</b>	<b>\$925</b>	<b>0.0</b>	<b>\$0</b>
Object Code	Object Code Description		FY 2008-09 Expenditures		FY 2009-10 Expenditures
2513	IN-STATE PERS VEHICLE REIMBSMT		\$71		\$0
2630	COMM SVCS FROM DIV OF TELECOM		\$1,159		\$0
4220	REGISTRATION FEES		\$150		\$0
<b>Total Expenditures Denoted in Object Codes</b>			<b>\$1,380</b>		<b>\$0</b>
Transfers			\$0		\$0
Roll Forwards for Operating Expenses			\$0		\$0
<b>Subtotal Expenditures for Operating Expenses</b>			<b>\$1,380</b>		<b>\$0</b>
<b>Total FTE and Expenditures for Line Item</b>		<b>0.0</b>	<b>\$2,305</b>	<b>0.0</b>	<b>\$0</b>
<b>Total Spending Authority for Line Item</b>		<b>0.0</b>	<b>\$2,305</b>	<b>0.0</b>	<b>\$0</b>
<b>Amount Under/(Over) Expended</b>		<b>0.0</b>	<b>\$0</b>	<b>0.0</b>	<b>\$0</b>
<i>Explanation of Reversion / Overexpenditure:</i>					
Approved Adjustments to FY 2009-10 Appropriation		FTE	Total Funds	FTE	Total Funds
Removal of all POTS transfers, Roll-forwards and Restrictions					\$0
Reverse Furlough Adjustment from FY 2009-10					\$0
Budget Amendment BA-02, Statewide 2.5% PERA Impact					\$0
Joint Budget Committee Action					\$0
<b>FY 2010-11 Appropriation</b>		<b>0.0</b>	<b>\$0</b>	<b>0.0</b>	<b>\$0</b>

Colorado Department of Education  
 FY 2011-12 Budget Cycle  
 FY 2009-10 Position and Object Code Detail

(2) ASSISTANCE TO PUBLIC SCHOOLS; (C) Grant Programs, Distributions, and Other Assistance, (IV) Professional Development and Instructional Support, Financial Literacy

Position Code	Position Type	FTE	FY 2008-09 Expenditures	FTE	FY 2009-10 Expenditures
1210	CN REGULAR FT WAGES	0.00	\$1,064	0.00	\$0
		0.00	\$0	0.00	\$0
<b>Total Full and Part-time Employee Expenditures</b>		<b>0.0</b>	<b>\$1,064</b>	<b>0.0</b>	<b>\$0</b>
PERA Contributions		N/A	\$106	N/A	\$0
Medicare		N/A	\$15	N/A	\$0
State Temporary Employees		N/A	\$0	N/A	\$0
Sick and Annual Leave Payouts		0.00	\$0	0.00	\$0
Contract Services (due to vacancy savings)		N/A	\$0	N/A	\$0
Contract Services (budgeted - not due to vacancy savings)		N/A	\$8,000	N/A	\$3,000
Unemployment Insurance		N/A	\$0	N/A	\$0
Other Expenditures (specify as necessary)		N/A	\$0	N/A	\$0
<b>Total Temporary, Contract, and Other Expenditures</b>		<b>0.0</b>	<b>\$8,122</b>	<b>0.0</b>	<b>\$3,000</b>
POTS Expenditures (excluding Salary Survey and Performance-based Pay already included above)		N/A	\$55	N/A	\$0
Roll Forwards for Personal Services		N/A	\$0	N/A	\$0
<b>Subtotal Expenditures for Personal Services</b>		<b>0.0</b>	<b>\$9,241</b>	<b>0.0</b>	<b>\$3,000</b>
Object Code	Object Code Description		FY 2008-09 Expenditures		FY 2009-10 Expenditures
2510	IN-STATE TRAVEL		\$338		\$0
2513	IN-STATE PERS VEHICLE REIMBSMT		\$221		\$0
2520	IN-STATE TRAVEL/NON-EMPLOYEE		\$5,084		\$240
4181	CUSTOMER WORKSHOPS		\$449		\$289
5881	DISTRIBUTIONS TO NONGOV/ORGAN		\$200		\$0
<b>Total Expenditures Denoted in Object Codes</b>			<b>\$6,292</b>		<b>\$529</b>
Transfers			\$0		\$0
Roll Forwards for Operating Expenses			\$0		\$0
<b>Subtotal Expenditures for Operating Expenses</b>			<b>\$6,292</b>		<b>\$529</b>
<b>Total FTE and Expenditures for Line Item</b>		<b>0.0</b>	<b>\$15,533</b>	<b>0.0</b>	<b>\$3,529</b>
<b>Total Spending Authority for Line Item</b>		<b>0.0</b>	<b>\$40,000</b>	<b>0.0</b>	<b>\$3,529</b>
<b>Amount Under/(Over) Expended</b>		<b>0.0</b>	<b>\$24,467</b>	<b>0.0</b>	<b>\$1</b>
<i>Explanation of Reversion / Overexpenditure:</i>					
Approved Adjustments to FY 2009-10 Appropriation		FTE	Total Funds	FTE	Total Funds
Removal of all POTS transfers, Roll-forwards and Restrictions					\$0
Reverse Furlough Adjustment from FY 2009-10					\$0
Budget Amendment BA-02, Statewide 2.5% PERA Impact					\$0
Joint Budget Committee Action					(\$3,529)
<b>FY 2010-11 Appropriation</b>		<b>0.0</b>	<b>\$3,529</b>	<b>0.0</b>	<b>\$0</b>

Colorado Department of Education  
 FY 2011-12 Budget Cycle  
 FY 2009-10 Position and Object Code Detail

(2) ASSISTANCE TO PUBLIC SCHOOLS; (C) Grant Programs, Distributions, and Other Assistance, (IV) Professional Development and Instructional Support, Colorado History Day

Object Code	Object Code Description	FY 2008-09 Expenditures		FY 2009-10 Expenditures	
5776	STATE GRANT/CONTRACT INTERFUND		\$10,000		\$10,000
<b>Total Expenditures Denoted in Object Codes</b>			<b>\$10,000</b>		<b>\$10,000</b>
Transfers			\$0		\$0
Roll Forwards			\$0		\$0
<b>Total Expenditures for Line Item</b>			<b>\$10,000</b>		<b>\$10,000</b>
<b>Total Spending Authority for Line Item</b>			<b>\$10,000</b>		<b>\$10,000</b>
<b>Amount Under/(Over) Expended</b>			<b>\$0</b>		<b>\$0</b>
<i>Explanation of Reversion / Overexpenditure:</i>					
Approved Adjustments to FY 2009-10 Appropriation		FTE	Total Funds	FTE	Total Funds
Removal of all POTS transfers, Roll-forwards and Restrictions					\$0
Reverse Furlough Adjustment from FY 2009-10					\$0
Budget Amendment BA-02, Statewide 2.5% PERA Impact					\$0
Joint Budget Committee Action					(\$10,000)
<b>FY 2010-11 Appropriation</b>		<b>0.0</b>	<b>\$10,000</b>	<b>0.0</b>	<b>\$0</b>

Colorado Department of Education  
 FY 2011-12 Budget Cycle  
 FY 2009-10 Position and Object Code Detail

(2) ASSISTANCE TO PUBLIC SCHOOLS; (C) Grant Programs, Distributions, and Other Assistance, (V) Summer and After-school Programs, Summer School Grant Program

Position Code	Position Type	FTE	FY 2008-09 Expenditures	FTE	FY 2009-10 Expenditures
106800	CONSULTANT	0.10	\$5,062	0.05	\$2,453
126800	SUPERVISOR I	0.22	\$17,410	0.02	\$1,727
128400	DIRECTOR	0.00	\$0	0.10	\$8,212
		0.00	\$0	0.00	\$0
<b>Total Full and Part-time Employee Expenditures</b>		<b>0.3</b>	<b>\$22,472</b>	<b>0.2</b>	<b>\$12,392</b>
PERA Contributions		N/A	\$2,252	N/A	\$1,244
Medicare		N/A	\$322	N/A	\$178
State Temporary Employees		N/A	\$0	N/A	\$0
Sick and Annual Leave Payouts		0.00	\$0	0.00	\$0
Contract Services (due to vacancy savings)		N/A	\$0	N/A	\$0
Contract Services (budgeted - not due to vacancy savings)		N/A	\$0	N/A	\$0
Unemployment Insurance		N/A	\$0	N/A	\$0
Other Expenditures (specify as necessary)		N/A	\$0	N/A	\$0
<b>Total Temporary, Contract, and Other Expenditures</b>		<b>0.0</b>	<b>\$2,574</b>	<b>0.0</b>	<b>\$1,421</b>
POTS Expenditures (excluding Salary Survey and Performance-based Pay already included above)		N/A	\$1,119	N/A	\$695
Roll Forwards for Personal Services		N/A	\$0	N/A	\$0
<b>Subtotal Expenditures for Personal Services</b>		<b>0.3</b>	<b>\$26,165</b>	<b>0.2</b>	<b>\$14,509</b>
Object Code	Object Code Description		FY 2008-09 Expenditures		FY 2009-10 Expenditures
2255	RENTAL OF BUILDINGS		\$0		\$362
2631	COMM SVCS FROM OUTSIDE SOURCES		\$0		\$23
4181	CUSTOMER WORKSHOPS		\$0		\$42
4256	OTHER BENEFIT PLAN EXPENSE		\$4		\$25
<b>Total Expenditures Denoted in Object Codes</b>			<b>\$4</b>		<b>\$453</b>
Transfers			\$856		\$275
Roll Forwards for Operating Expenses			\$0		\$0
<b>Subtotal Expenditures for Operating Expenses</b>			<b>\$860</b>		<b>\$727</b>
<b>Total FTE and Expenditures for Line Item</b>		<b>0.3</b>	<b>\$27,026</b>	<b>0.2</b>	<b>\$15,236</b>
<b>Total Spending Authority for Line Item</b>		<b>0.3</b>	<b>\$27,105</b>	<b>0.3</b>	<b>\$15,658</b>
<b>Amount Under/(Over) Expended</b>		<b>(0.0)</b>	<b>\$79</b>	<b>0.1</b>	<b>\$422</b>
<i>Explanation of Reversion / Overexpenditure:</i>					
Approved Adjustments to FY 2009-10 Appropriation		FTE	Total Funds	FTE	Total Funds
Removal of all POTS transfers, Roll-forwards and Restrictions					\$0
Reverse Furlough Adjustment from FY 2009-10					\$0
Budget Amendment BA-02, Statewide 2.5% PERA Impact					\$0
Joint Budget Committee Action				(0.3)	(\$15,658)
<b>FY 2010-11 Appropriation</b>		<b>0.3</b>	<b>\$15,658</b>	<b>0.0</b>	<b>\$0</b>

Colorado Department of Education  
 FY 2011-12 Budget Cycle  
 FY 2009-10 Position and Object Code Detail

(2) ASSISTANCE TO PUBLIC SCHOOLS; (C) Grant Programs, Distributions, and Other Assistance, (V) Summer and After-school Programs,  
 Dropout Prevention Activity Grant Program

Object Code		Object Code Description	FY 2008-09 Expenditures		FY 2009-10 Expenditures
5140		GRANTS-INTERGOVERNMENTAL		\$0	\$50,000
5550		DISTRIBUTIONS-SCHOOL DISTRICTS		\$30,500	\$0
5781		GRANTS TO NONGOV/ORGANIZATIONS		\$0	\$33,460
5881		DISTRIBUTIONS TO NONGOV/ORGAN		\$24,574	\$0
<b>Total Expenditures Denoted in Object Codes</b>				<b>\$55,074</b>	<b>\$83,460</b>
Transfers				\$0	\$0
Roll Forwards				\$0	\$0
<b>Total Expenditures for Line Item</b>				<b>\$55,074</b>	<b>\$83,460</b>
<b>Total Spending Authority for Line Item</b>				<b>\$159,131</b>	<b>\$83,461</b>
<b>Amount Under/(Over) Expended</b>				<b>\$104,057</b>	<b>\$1</b>
<i>Explanation of Reversion / Overexpenditure:</i>					
Approved Adjustments to FY 2009-10 Appropriation		FTE	Total Funds	FTE	Total Funds
Removal of all POTS transfers, Roll-forwards and Restrictions					\$0
Reverse Furlough Adjustment from FY 2009-10					\$0
Budget Amendment BA-02, Statewide 2.5% PERA Impact					\$0
Joint Budget Committee Action					(\$83,461)
<b>FY 2010-11 Appropriation</b>		<b>0.0</b>	<b>\$83,461</b>	<b>0.0</b>	<b>\$0</b>

Colorado Department of Education  
 FY 2011-12 Budget Cycle  
 FY 2009-10 Position and Object Code Detail

(2) ASSISTANCE TO PUBLIC SCHOOLS; (C) Grant Programs, Distributions, and Other Assistance, (V) Summer and After-school Programs, Healthy Choices Dropout Prevention

Position Code	Position Type	FTE	FY 2008-09 Expenditures	FTE	FY 2009-10 Expenditures
		0.00	\$0	0.00	\$0
<b>Total Full and Part-time Employee Expenditures</b>		<b>0.0</b>	<b>\$0</b>	<b>0.0</b>	<b>\$0</b>
PERA Contributions		N/A	\$0	N/A	\$0
Medicare		N/A	\$0	N/A	\$0
State Temporary Employees		N/A	\$0	N/A	\$0
Sick and Annual Leave Payouts		0.00	\$0	0.00	\$0
Contract Services (due to vacancy savings)		N/A	\$0	N/A	\$0
Contract Services (budgeted - not due to vacancy savings)		N/A	\$0	N/A	\$0
Unemployment Insurance		N/A	\$0	N/A	\$0
Other Expenditures (specify as necessary)		N/A	\$0	N/A	\$0
<b>Total Temporary, Contract, and Other Expenditures</b>		<b>0.0</b>	<b>\$0</b>	<b>0.0</b>	<b>\$0</b>
POTS Expenditures (excluding Salary Survey and Performance-based Pay already included above)		N/A	\$0	N/A	\$0
Roll Forwards for Personal Services		N/A	\$0	N/A	\$0
<b>Subtotal Expenditures for Personal Services</b>		<b>0.0</b>	<b>\$0</b>	<b>0.0</b>	<b>\$0</b>
Object Code	Object Code Description		FY 2008-09 Expenditures		FY 2009-10 Expenditures
<b>Total Expenditures Denoted in Object Codes</b>			<b>\$0</b>		<b>\$0</b>
Transfers			\$0		\$0
Roll Forwards for Operating Expenses			\$0		\$0
<b>Subtotal Expenditures for Operating Expenses</b>			<b>\$0</b>		<b>\$0</b>
<b>Total FTE and Expenditures for Line Item</b>		<b>0.0</b>	<b>\$0</b>	<b>0.0</b>	<b>\$0</b>
<b>Total Spending Authority for Line Item</b>		<b>0.0</b>	<b>\$0</b>	<b>0.1</b>	<b>\$7,477</b>
<b>Amount Under/(Over) Expended</b>		<b>0.0</b>	<b>\$0</b>	<b>0.1</b>	<b>\$7,477</b>
<i>Explanation of Reversion / Overexpenditure:</i>					
Approved Adjustments to FY 2009-10 Appropriation		FTE	Total Funds	FTE	Total Funds
Removal of all POTS transfers, Roll-forwards and Restrictions					\$0
Reverse Furlough Adjustment from FY 2009-10					\$0
Budget Amendment BA-02, Statewide 2.5% PERA Impact					\$0
Annualization of SB09-123, Healthy Choices Dropout Prev.					\$7,476
Joint Budget Committee Action					\$0
<b>FY 2010-11 Appropriation</b>		<b>0.1</b>	<b>\$7,477</b>	<b>0.1</b>	<b>\$14,953</b>

Colorado Department of Education  
 FY 2011-12 Budget Cycle  
 FY 2009-10 Position and Object Code Detail

(2) ASSISTANCE TO PUBLIC SCHOOLS; (C) Grant Programs, Distributions, and Other Assistance, (VI) Facility Schools, Facility Schools Unit and Facility Schools Board

Position Code	Position Type	FTE	FY 2008-09 Expenditures	FTE	FY 2009-10 Expenditures
106800	CONSULTANT	0.18	\$8,324	1.00	\$45,317
127000	SUPERVISOR II	0.38	\$31,875	0.50	\$41,192
120300	PRINCIPAL CONSULTANT	0.40	\$31,875	0.00	\$0
<b>Total Full and Part-time Employee Expenditures</b>		<b>1.0</b>	<b>\$72,074</b>	<b>1.5</b>	<b>\$86,510</b>
PERA Contributions		N/A	\$6,580	N/A	\$6,394
Medicare		N/A	\$1,050	N/A	\$1,233
State Temporary Employees		N/A	\$0	N/A	\$0
Sick and Annual Leave Payouts		0.00	\$1,430	0.02	\$0
Contract Services (due to vacancy savings)		N/A	\$0	N/A	\$0
Contract Services (budgeted - not due to vacancy savings)		N/A	\$60,537	N/A	\$85,493
Unemployment Insurance		N/A	\$0	N/A	\$0
Other Expenditures (specify as necessary)		N/A	\$772	N/A	\$2,233
<b>Total Temporary, Contract, and Other Expenditures</b>		<b>0.0</b>	<b>\$70,369</b>	<b>0.0</b>	<b>\$95,352</b>
POTS Expenditures (excluding Salary Survey and Performance-based Pay already included above)		N/A	\$6,606	N/A	\$11,500
Roll Forwards for Personal Services		N/A	\$0	N/A	\$0
<b>Subtotal Expenditures for Personal Services</b>		<b>1.0</b>	<b>\$149,050</b>	<b>1.5</b>	<b>\$193,361</b>
Object Code	Object Code Description		FY 2008-09 Expenditures		FY 2009-10 Expenditures
2255	RENTAL OF BUILDINGS		\$0		\$2,701
2631	COMM SVCS FROM OUTSIDE SOURCES		\$193		\$0
2690	LEGAL SERVICES		\$1,350		\$0
3110	OTHER SUPPLIES AND MATERIALS		\$3		\$0
3140	NONCAPITALIZED IT - PC'S		\$8,310		\$0
2513	IN-STATE PERS VEHICLE REIMBSMT		\$0		\$373
2630	COMM SVCS FROM DIV OF TELECOM		\$871		\$2,240
4181	CUSTOMER WORKSHOPS		\$428		\$995
4256	OTHER BENEFIT PLAN EXPENSE		\$12		\$219
<b>Total Expenditures Denoted in Object Codes</b>			<b>\$11,167</b>		<b>\$6,527</b>
Transfers			\$2,175		\$2,424
Roll Forwards for Operating Expenses			\$0		\$0
<b>Subtotal Expenditures for Operating Expenses</b>			<b>\$13,342</b>		<b>\$8,952</b>
<b>Total FTE and Expenditures for Line Item</b>		<b>1.0</b>	<b>\$162,392</b>	<b>1.5</b>	<b>\$202,313</b>
<b>Total Spending Authority for Line Item</b>		<b>3.0</b>	<b>\$523,568</b>	<b>3.0</b>	<b>\$257,349</b>
<b>Amount Under/(Over) Expended</b>		<b>2.0</b>	<b>\$361,176</b>	<b>1.5</b>	<b>\$55,036</b>
<i>Explanation of Reversion / Overexpenditure: The 1.5 FTE variance is the primary reason for the under expenditure. However, the Facilities Unit contracted for some personal services, while trying to fill the vacancies.</i>					
Approved Adjustments to FY 2009-10 Appropriation		FTE	Total Funds	FTE	Total Funds
Removal of all POTS transfers, Roll-forwards and Restrictions					\$0
Reverse Furlough Adjustment from FY 2009-10					\$4,054
Budget Amendment BA-02, Statewide 2.5% PERA Impact					(\$3,294)
Joint Budget Committee Action					\$0
<b>FY 2010-11 Appropriation</b>		<b>3.0</b>	<b>\$257,349</b>	<b>3.0</b>	<b>\$258,109</b>

Colorado Department of Education  
 FY 2011-12 Budget Cycle  
 FY 2009-10 Position and Object Code Detail

(2) ASSISTANCE TO PUBLIC SCHOOLS; (C) Grant Programs, Distributions, and Other Assistance, (VI) Facility Schools, Facility School Funding

Object Code	Object Code Description	FY 2008-09 Expenditures	FY 2009-10 Expenditures
5510	DISTRIBUTIONS-CITIES	\$306,732	\$0
5570	DISTRIBUTIONS-INTERGOV ENTITY	\$0	\$672,888
5776	STATE GRANT/CONTRACT INTERFUND	\$1,907,889	\$2,110,105
5881	DISTRIBUTIONS TO NONGOV/ORGAN	\$14,370,299	\$12,935,182
<b>Total Expenditures Denoted in Object Codes</b>		<b>\$16,584,920</b>	<b>\$15,718,174</b>
Transfers		\$0	\$257,349
Roll Forwards		\$0	\$0
<b>Total Expenditures for Line Item</b>		<b>\$16,584,920</b>	<b>\$15,975,523</b>
<b>Total Spending Authority for Line Item</b>		<b>\$18,475,256</b>	<b>\$17,800,000</b>
<b>Amount Under/(Over) Expended</b>		<b>\$1,890,336</b>	<b>\$1,824,477</b>
<i>Explanation of Reversion / Overexpenditure: The appropriation for this line is based on estimates that are then adjusted to actual based on reporting from school districts. The variance is the difference between estimates and actual facility student counts.</i>			
Approved Adjustments to FY 2009-10 Appropriation		FTE	Total Funds
Removal of all POTS transfers, Roll-forwards and Restrictions			\$0
Reverse Furlough Adjustment from FY 2009-10			\$0
Budget Amendment BA-02, Statewide 2.5% PERA Impact			\$0
Joint Budget Committee Action			\$100,000
<b>FY 2010-11 Appropriation</b>		<b>0.0</b>	<b>\$17,900,000</b>



Colorado Department of Education  
 FY 2011-12 Budget Cycle  
 FY 2009-10 Position and Object Code Detail

(2) ASSISTANCE TO PUBLIC SCHOOLS; (C) Grant Programs, Distributions, and Other Assistance, (VI) Facility Schools, Hold-harmless Facility School Student Funding

Object Code	Object Code Description	FY 2008-09 Expenditures		FY 2009-10 Expenditures	
5550	DISTRIBUTIONS-SCHOOL DISTRICTS	\$587,504			\$0
<b>Total Expenditures Denoted in Object Codes</b>		<b>\$587,504</b>			<b>\$0</b>
Transfers		\$0			\$0
Roll Forwards		\$0			\$0
<b>Total Expenditures for Line Item</b>		<b>\$587,504</b>			<b>\$0</b>
<b>Total Spending Authority for Line Item</b>		<b>\$587,504</b>			<b>\$0</b>
<b>Amount Under/(Over) Expended</b>		<b>\$0</b>			<b>\$0</b>
<i>Explanation of Reversion / Overexpenditure:</i>					
Approved Adjustments to FY 2009-10 Appropriation		FTE	Total Funds	FTE	Total Funds
Removal of all POTS transfers, Roll-forwards and Restrictions					\$0
Reverse Furlough Adjustment from FY 2009-10					\$0
Budget Amendment BA-02, Statewide 2.5% PERA Impact					\$0
Joint Budget Committee Action					\$0
<b>FY 2010-11 Appropriation</b>		<b>0.0</b>	<b>\$0</b>	<b>0.0</b>	<b>\$0</b>

Colorado Department of Education  
 FY 2011-12 Budget Cycle  
 FY 2009-10 Position and Object Code Detail

(2) ASSISTANCE TO PUBLIC SCHOOLS; (C) Grant Programs, Distributions, and Other Assistance, (VII) Other Assistance, Appropriated Sponsored Programs

Position Code	Position Type	FTE	FY 2008-09 Expenditures	FTE	FY 2009-10 Expenditures
101400	ASSISTANT COMMISSIONER	0.93	\$112,076	1.95	\$223,600
101700	ASSOCIATE COMMISSIONER	0.21	\$31,399	0.25	\$36,346
105000	CHIEF OF STAFF	0.18	\$16,361	0.12	\$10,069
106800	CONSULTANT	7.91	\$416,915	9.14	\$453,154
112000	EXECUTIVE DIRECTOR	0.74	\$85,617	0.70	\$78,321
120300	PRINCIPAL CONSULTANT	11.29	\$879,045	10.52	\$803,509
124000	SENIOR CONSULTANT	20.48	\$1,299,863	19.49	\$1,013,628
126800	SUPERVISOR I	1.89	\$169,844	4.13	\$369,805
128400	DIRECTOR	3.61	\$373,884	2.36	\$226,581
165500	ASSISTANT DIRECTOR	0.50	\$49,056	1.16	\$111,183
B1C4XX	ACCOUNTING TECHNICIAN IV	0.85	\$41,410	0.00	\$0
G2D4XX	DATA SPECIALIST	2.01	\$65,952	2.00	\$66,668
G3A3XX	ADMIN ASSISTANT II	0.88	\$26,430	1.14	\$34,566
G3A4XX	ADMIN ASSISTANT III	5.94	\$249,276	5.16	\$216,245
G3A5XX	OFFICE MANAGER I	0.60	\$26,957	0.60	\$26,127
H2I4XX	IT PROFESSIONAL II	0.99	\$63,126	0.99	\$61,184
H2I5XX	IT PROFESSIONAL III	0.40	\$33,048	0.40	\$32,031
H4R1XX	PROGRAM ASSISTANT I	0.83	\$38,020	1.00	\$44,220
H4R2XX	PROGRAM ASSISTANT II	1.51	\$84,390	1.50	\$81,793
H6G2TX	GENERAL PROFESSIONAL II	1.00	\$41,472	1.23	\$51,611
H6G3XX	GENERAL PROFESSIONAL III	3.79	\$219,537	3.52	\$205,064
H6G4XX	GENERAL PROFESSIONAL IV	1.32	\$76,772	1.86	\$104,363
H8B4XX	ACCOUNTING TECHNICIAN IV	0.00	\$0	0.80	\$38,149
		0.00	\$0	0.00	\$0
<b>Total Full and Part-time Employee Expenditures</b>		<b>67.9</b>	<b>\$4,400,451</b>	<b>70.0</b>	<b>\$4,288,216</b>
PERA Contributions		N/A	\$484,376	N/A	\$444,095
Medicare		N/A	\$58,358	N/A	\$60,980
State Temporary Employees		N/A	\$160,509	N/A	\$259,746
Sick and Annual Leave Payouts		0.00	\$0	0.02	\$0
Contract Services (due to vacancy savings)		N/A	\$0	N/A	\$0
Contract Services (budgeted - not due to vacancy savings)		N/A	\$3,067,355	N/A	\$2,759,262
Unemployment Insurance		N/A	\$410	N/A	\$1,218
Other Expenditures (specify as necessary)		N/A	\$33,812	N/A	\$14,667
<b>Total Temporary, Contract, and Other Expenditures</b>		<b>0.0</b>	<b>\$3,804,820</b>	<b>0.0</b>	<b>\$3,539,967</b>
POTS Expenditures (excluding Salary Survey and Performance-based Pay already included above)		N/A	\$446,413	N/A	\$538,204
Roll Forwards for Personal Services		N/A	\$0	N/A	\$0
<b>Subtotal Expenditures for Personal Services</b>		<b>67.9</b>	<b>\$8,651,684</b>	<b>70.0</b>	<b>\$8,366,387</b>
Object Code	Object Code Description		FY 2008-09 Expenditures		FY 2009-10 Expenditures
2210	OTHER MAINTENANCE/REPAIR SVCS		\$0		\$150
2230	EQUIP MAINTENANCE/REPAIR SVCS		\$1,034		\$4,521
2232	IT SOFTWARE MNTC/UPGRADE SVCS		\$6,077		\$3,216
2250	MISCELLANEOUS RENTALS		\$2,624		\$1,511
2253	RENTAL OF EQUIPMENT		\$0		\$100
2255	RENTAL OF BUILDINGS		\$202,116		\$214,532
2259	PARKING FEE REIMBURSEMENT		\$6		\$0
2510	IN-STATE TRAVEL		\$44,925		\$72,062
2513	IN-STATE PERS VEHICLE REIMBSMT		\$54,247		\$51,144
2515	STATE-OWNED VEHICLE CHARGE		\$31,570		\$35,872
2520	IN-STATE TRAVEL/NON-EMPLOYEE		\$133,630		\$78,834
2530	OUT-OF-STATE TRAVEL		\$102,821		\$105,888
2540	OUT-OF-STATE TRAVEL/NON-EMPL		\$20,920		\$10,591
2610	ADVERTISING		\$900		\$0
2630	COMM SVCS FROM DIV OF TELECOM		\$60,109		\$49,122
2631	COMM SVCS FROM OUTSIDE SOURCES		\$25,863		\$25,473
2680	PRINTING/REPRODUCTION SERVICES		\$94,637		\$108,612
2681	PHOTOCOPY REIMBURSEMENT		\$1,157		\$507
2820	OTHER PURCHASED SERVICES		\$3,500		\$6,455
2830	OFFICE MOVING-PUR SERV		\$480		\$115
3110	OTHER SUPPLIES & MATERIALS		\$19,642		\$19,266
3115	DATA PROCESSING SUPPLIES		\$9,675		\$17,675
3116	NONCAP IT - PURCHASED PC SW		\$6,067		\$15,306
3117	EDUCATIONAL SUPPLIES		\$54,201		\$74,836

3120	BOOKS/PERIODICALS/SUBSCRIPTION		\$31,534	\$20,393	
3121	OFFICE SUPPLIES		\$63,033	\$52,416	
3122	PHOTOGRAPHIC SUPPLIES		\$3,892	\$0	
3123	POSTAGE		\$17,242	\$18,697	
3128	NONCAPITALIZED EQUIPMENT		\$3,129	\$3,308	
3132	NONCAP OFFICE FURN/OFFICE SYST		\$12,104	\$10,795	
3139	NONCAPITLIZD FIXED ASSET OTHER		\$3,238	\$1,751	
3140	NONCAPITALIZED IT - PC'S		\$61,095	\$41,837	
3142	NONCAPITALIZED IT - NETWORK		\$100	\$0	
3143	NONCAPITALIZED IT - OTHER		\$8,579	\$7,412	
3147	NONCAP IT-PURCHASED NETWORK SW		\$6,650	\$356	
4100	OTHER OPERATING EXPENSES		\$6,150	\$35,349	
4111	PRIZES AND AWARDS		\$5,000	\$10,000	
4140	DUES AND MEMBERSHIPS		\$210,369	\$116,972	
4151	INTEREST - LATE PAYMENTS		\$0	\$14	
4170	MISCELLANEOUS FEES AND FINES		\$37	\$1,050	
4180	OFFICIAL FUNCTIONS		\$56,192	\$2,950	
4181	CUSTOMER WORKSHOPS		\$474,623	\$400,577	
4220	REGISTRATION FEES		\$68,074	\$83,160	
4256	OTHER BENEFIT PLAN EXPENSE		\$898	\$10,763	
4260	NONEMPLOYEE REIMBURSEMENTS		\$70,683	\$46,353	
5110	GRANTS-CITIES		\$389,991	\$0	
5120	GRANTS-COUNTIES		\$372,829	\$0	
5140	GRANTS-INTERGOVERNMENTAL		\$0	\$199,080,563	
5170	GRANTS-SCHOOL DISTR	\$189,070,895		\$0	
5180	GRANTS-SPECIAL DIST	\$154,071		\$0	
5440	PURCH SERV-INTERGOVERNMENTAL	\$33,469		\$27,257	
5770	PASS-THRU FED GRANT INTRAFUND	\$1,012,810		\$909,423	
5771	PASS-THRU FED GRANT INTERFUND	\$5,358,038		\$7,591,559	
5781	GRANTS TO NONGOV/ORGANIZATIONS	\$7,447,432		\$6,319,394	
6212	IT SERVERS - DIRECT PURCHASE	\$16,292		\$0	
6214	IT OTHER - DIRECT PURCHASE	\$0		\$87,606	
6216	IT SERVER SW - DIRECT PURCHASE	\$0		\$54,450	
<b>Total Expenditures Denoted in Object Codes</b>			<b>\$205,834,649</b>	<b>\$215,830,195</b>	
Transfers			\$721,311	\$1,042,065	
Roll Forwards for Operating Expenses			\$0	\$0	
<b>Subtotal Expenditures for Operating Expenses</b>			<b>\$206,555,960</b>	<b>\$216,872,260</b>	
<b>Total FTE and Expenditures for Line Item</b>		<b>67.9</b>	<b>\$215,207,644</b>	<b>70.0</b>	<b>\$225,238,648</b>
<b>Total Spending Authority for Line Item</b>		<b>73.3</b>	<b>\$286,562,091</b>	<b>73.3</b>	<b>\$326,306,828</b>
<b>Amount Under/(Over) Expended</b>		<b>5.4</b>	<b>\$71,354,447</b>	<b>3.3</b>	<b>\$101,068,180</b>
<i>Explanation of Reversion / Overexpenditure: Over 25 federal grants are included in this line, the largest is Title I-A with a yearly allocation of approximately \$130 million. The variance represents unspent carryover that is available for another 12 months.</i>					
<b>Approved Adjustments to FY 2009-10 Appropriation</b>					
Removal of all POTS transfers, Roll-forwards and Restrictions		FTE	Total Funds	FTE	Total Funds
					(\$51,569,529)
Reverse Furlough Adjustment from FY 2009-10					\$142,359
Budget Amendment BA-02, Statewide 2.5% PERA Impact					(\$115,667)
Joint Budget Committee Action					\$10,673,589
<b>FY 2010-11 Appropriation</b>		<b>73.3</b>	<b>\$326,306,828</b>	<b>73.3</b>	<b>\$285,437,580</b>

Colorado Department of Education  
 FY 2011-12 Budget Cycle  
 FY 2009-10 Position and Object Code Detail

(2) ASSISTANCE TO PUBLIC SCHOOLS; (C) Grant Programs, Distributions, and Other Assistance, (VII) Other Assistance, School Counselor Corps  
 Grant Program

Position Code	Position Type	FTE	FY 2008-09 Expenditures	FTE	FY 2009-10 Expenditures
124000	SENIOR CONSULTANT	0.73	\$43,696	1.00	\$62,205
		0.00	\$0	0.00	\$0
<b>Total Full and Part-time Employee Expenditures</b>		<b>0.7</b>	<b>\$43,696</b>	<b>1.0</b>	<b>\$62,205</b>
PERA Contributions		N/A	\$4,382	N/A	\$6,147
Medicare		N/A	\$626	N/A	\$878
State Temporary Employees		N/A	\$0	N/A	\$0
Sick and Annual Leave Payouts		0.00	\$0	0.00	\$0
Contract Services (due to vacancy savings)		N/A	\$0	N/A	\$0
Contract Services (budgeted - not due to vacancy savings)		N/A	\$0	N/A	\$0
Unemployment Insurance		N/A	\$0	N/A	\$0
Other Expenditures (specify as necessary)		N/A	\$0	N/A	\$0
<b>Total Temporary, Contract, and Other Expenditures</b>		<b>0.0</b>	<b>\$5,008</b>	<b>0.0</b>	<b>\$7,026</b>
POTS Expenditures (excluding Salary Survey and Performance-based Pay already included above)		N/A	\$4,105	N/A	\$9,970
Roll Forwards for Personal Services		N/A	\$0	N/A	\$0
<b>Subtotal Expenditures for Personal Services</b>		<b>0.7</b>	<b>\$52,809</b>	<b>1.0</b>	<b>\$79,200</b>
Object Code	Object Code Description		FY 2008-09 Expenditures		FY 2009-10 Expenditures
2230	EQUIP MAINTENANCE/REPAIR SVCS		\$0		\$163
2250	MISCELLANEOUS RENTALS		\$70		\$0
2510	IN-STATE TRAVEL		\$1,234		\$1,046
2513	IN-STATE PERS VEHICLE REIMBSMT		\$2,442		\$1,110
2520	IN-STATE TRAVEL/NON-EMPLOYEE		\$896		\$581
2630	COMM SVCS FROM DIV OF TELECOM		\$1,327		\$1,250
2631	COMM SVCS FROM OUTSIDE SOURCES		\$503		\$636
2680	PRINTING/REPRODUCTION SERVICES		\$330		\$929
3110	OTHER SUPPLIES & MATERIALS		\$21		\$0
3115	DATA PROCESSING SUPPLIES		\$0		\$120
3117	EDUCATIONAL SUPPLIES		\$4,608		\$0
3121	OFFICE SUPPLIES		\$477		\$86
3123	POSTAGE		\$293		\$496
3140	NONCAPITALIZED IT - PC'S		\$2,148		\$0
4181	CUSTOMER WORKSHOPS		\$9,907		\$9,680
4256	OTHER BENEFIT PLAN EXPENSE		\$12		\$146
5140	GRANTS-INTERGOVERNMENTAL		\$0		\$4,397,548
5550	DISTRIBUTIONS-SCHOOL DISTRICTS		\$4,446,381		\$0
<b>Total Expenditures Denoted in Object Codes</b>			<b>\$4,470,649</b>		<b>\$4,413,792</b>
Transfers			\$447,100		\$500,658
Roll Forwards for Operating Expenses			\$0		\$0
<b>Subtotal Expenditures for Operating Expenses</b>			<b>\$4,917,749</b>		<b>\$4,914,450</b>
<b>Total FTE and Expenditures for Line Item</b>		<b>0.7</b>	<b>\$4,970,559</b>	<b>1.0</b>	<b>\$4,993,650</b>
<b>Total Spending Authority for Line Item</b>		<b>1.0</b>	<b>\$5,000,000</b>	<b>1.0</b>	<b>\$4,998,154</b>
<b>Amount Under/(Over) Expended</b>		<b>0.3</b>	<b>\$29,441</b>	<b>0.0</b>	<b>\$4,504</b>
<i>Explanation of Reversion / Overexpenditure:</i>					
Approved Adjustments to FY 2009-10 Appropriation		FTE	Total Funds	FTE	Total Funds
Removal of all POTS transfers, Roll-forwards and Restrictions					\$0
Reverse Furlough Adjustment from FY 2009-10					\$1,846
Budget Amendment BA-02, Statewide 2.5% PERA Impact					(\$1,500)
Joint Budget Committee Action					\$0
<b>FY 2010-11 Appropriation</b>		<b>1.0</b>	<b>\$4,998,154</b>	<b>1.0</b>	<b>\$4,998,500</b>

Colorado Department of Education  
 FY 2011-12 Budget Cycle  
 FY 2009-10 Position and Object Code Detail

(2) ASSISTANCE TO PUBLIC SCHOOLS; (C) Grant Programs, Distributions, and Other Assistance, (VII) Other Assistance, Contingency Reserve

Object Code	Object Code Description	FY 2008-09 Expenditures	FY 2009-10 Expenditures
5140	GRANTS-INTERGOVERNMENTAL	\$0	\$130,152
5550	DISTRIBUTIONS-SCHOOL DISTRICTS	\$1,532,288	\$0
<b>Total Expenditures Denoted in Object Codes</b>		<b>\$1,532,288</b>	<b>\$130,152</b>
Transfers		\$0	\$0
Roll Forwards		\$0	\$0
<b>Total Expenditures for Line Item</b>		<b>\$1,532,288</b>	<b>\$130,152</b>
<b>Total Spending Authority for Line Item</b>		<b>\$4,770,988</b>	<b>\$148,258</b>
<b>Amount Under/(Over) Expended</b>		<b>\$3,238,700</b>	<b>\$18,106</b>
<i>Explanation of Reversion / Overexpenditure: This line is based on estimates of need for school districts, the variance is the difference between estimated and actual.</i>			
Approved Adjustments to FY 2009-10 Appropriation		FTE	Total Funds
Removal of all POTS transfers, Roll-forwards and Restrictions			\$0
Reverse Furlough Adjustment from FY 2009-10			\$0
Budget Amendment BA-02, Statewide 2.5% PERA Impact			\$0
Joint Budget Committee Action			\$351,742
<b>FY 2010-11 Appropriation</b>		<b>0.0</b>	<b>\$148,258</b>

Colorado Department of Education  
 FY 2011-12 Budget Cycle  
 FY 2009-10 Position and Object Code Detail

(2) ASSISTANCE TO PUBLIC SCHOOLS; (C) Grant Programs, Distributions, and Other Assistance, (VII) Other Assistance, Regional Service Cooperatives

Position Code	Position Type	FTE	FY 2008-09 Expenditures	FTE	FY 2009-10 Expenditures
124000	SENIOR CONSULTANT	0.70	\$47,094	0.00	\$0
		0.00	\$0	0.00	\$0
<b>Total Full and Part-time Employee Expenditures</b>		<b>0.7</b>	<b>\$47,094</b>	<b>0.0</b>	<b>\$0</b>
PERA Contributions		N/A	\$785	N/A	\$0
Medicare		N/A	\$652	N/A	\$0
State Temporary Employees		N/A	\$0	N/A	\$0
Sick and Annual Leave Payouts		0.00	\$0	0.00	\$0
Contract Services (due to vacancy savings)		N/A	\$0	N/A	\$0
Contract Services (budgeted - not due to vacancy savings)		N/A	\$0	N/A	\$0
Unemployment Insurance		N/A	\$0	N/A	\$0
Other Expenditures (specify as necessary)		N/A	\$3,776	N/A	\$0
<b>Total Temporary, Contract, and Other Expenditures</b>		<b>0.0</b>	<b>\$5,213</b>	<b>0.0</b>	<b>\$0</b>
POTS Expenditures (excluding Salary Survey and Performance-based Pay already included above)		N/A	\$5,562	N/A	\$0
Roll Forwards for Personal Services		N/A	\$0	N/A	\$0
<b>Subtotal Expenditures for Personal Services</b>		<b>0.7</b>	<b>\$57,868</b>	<b>0.0</b>	<b>\$0</b>
Object Code	Object Code Description		FY 2008-09 Expenditures		FY 2009-10 Expenditures
2510	IN-STATE TRAVEL		\$1,026		\$0
2513	IN-STATE PERS VEHICLE REIMBSMT		\$1,101		\$0
2520	IN-STATE TRAVEL/NON-EMPLOYEE		\$835		\$0
2630	COMM SVCS FROM DIV OF TELECOM		\$216		\$0
2631	COMM SVCS FROM OUTSIDE SOURCES		\$248		\$0
2681	PHOTOCOPY REIMBURSEMENT		\$5		\$0
3110	OTHER SUPPLIES & MATERIALS		\$3		\$0
3121	OFFICE SUPPLIES		\$22		\$0
4100	OTHER OPERATING EXPENSES		\$233		\$0
4181	CUSTOMER WORKSHOPS		\$719		\$0
4256	OTHER BENEFIT PLAN EXPENSE		\$12		\$0
5550	DISTRIBUTIONS-SCHOOL DISTRICTS		\$80,670		\$0
<b>Total Expenditures Denoted in Object Codes</b>			<b>\$85,091</b>		<b>\$0</b>
Transfers			\$2,175		\$0
Roll Forwards for Operating Expenses			\$0		\$0
<b>Subtotal Expenditures for Operating Expenses</b>			<b>\$87,267</b>		<b>\$0</b>
<b>Total FTE and Expenditures for Line Item</b>		<b>0.7</b>	<b>\$145,135</b>	<b>0.0</b>	<b>\$0</b>
<b>Total Spending Authority for Line Item</b>		<b>1.0</b>	<b>\$198,545</b>	<b>0.0</b>	<b>\$0</b>
<b>Amount Under/(Over) Expended</b>		<b>0.3</b>	<b>\$53,410</b>	<b>0.0</b>	<b>\$0</b>
<i>Explanation of Reversion / Overexpenditure:</i>					
Approved Adjustments to FY 2009-10 Appropriation		FTE	Total Funds	FTE	Total Funds
Removal of all POTS transfers, Roll-forwards and Restrictions					\$0
Reverse Furlough Adjustment from FY 2009-10					\$0
Budget Amendment BA-02, Statewide 2.5% PERA Impact					\$0
Joint Budget Committee Action					\$0
<b>FY 2010-11 Appropriation</b>		<b>0.0</b>	<b>\$0</b>	<b>0.0</b>	<b>\$0</b>

Colorado Department of Education  
 FY 2011-12 Budget Cycle  
 FY 2009-10 Position and Object Code Detail

(2) ASSISTANCE TO PUBLIC SCHOOLS; (C) Grant Programs, Distributions, and Other Assistance, (VII) Other Assistance, First Responder School Mapping System

Object Code	Object Code Description	FY 2008-09 Expenditures		FY 2009-10 Expenditures	
<b>Total Expenditures Denoted in Object Codes</b>		<b>\$0</b>		<b>\$0</b>	
Transfers		\$150,000		\$0	
Roll Forwards		\$0		\$0	
<b>Total Expenditures for Line Item</b>		<b>\$150,000</b>		<b>\$0</b>	
<b>Total Spending Authority for Line Item</b>		<b>\$150,000</b>		<b>\$0</b>	
<b>Amount Under/(Over) Expended</b>		<b>\$0</b>		<b>\$0</b>	
<i>Explanation of Reversion / Overexpenditure:</i>					
Approved Adjustments to FY 2009-10 Appropriation		FTE	Total Funds	FTE	Total Funds
Removal of all POTS transfers, Roll-forwards and Restrictions					\$0
Reverse Furlough Adjustment from FY 2009-10					\$0
Budget Amendment BA-02, Statewide 2.5% PERA Impact					\$0
Joint Budget Committee Action					\$0
<b>FY 2010-11 Appropriation</b>		<b>0.0</b>	<b>\$0</b>	<b>0.0</b>	<b>\$0</b>

Colorado Department of Education  
 FY 2011-12 Budget Cycle  
 FY 2009-10 Position and Object Code Detail

(2) ASSISTANCE TO PUBLIC SCHOOLS; (C) Grant Programs, Distributions, and Other Assistance, (VII) Other Assistance, Supplemental On-line Education Services

Object Code	Object Code Description	FY 2008-09 Expenditures		FY 2009-10 Expenditures	
5140	GRANTS-INTERGOVERNMENTAL		\$0		\$480,000
5550	DISTRIBUTIONS-SCHOOL DISTRICTS		\$480,000		\$0
<b>Total Expenditures Denoted in Object Codes</b>			<b>\$480,000</b>		<b>\$480,000</b>
Transfers			\$0		\$0
Roll Forwards			\$0		\$0
<b>Total Expenditures for Line Item</b>			<b>\$480,000</b>		<b>\$480,000</b>
<b>Total Spending Authority for Line Item</b>			<b>\$480,000</b>		<b>\$480,000</b>
<b>Amount Under/(Over) Expended</b>			<b>\$0</b>		<b>\$0</b>
<i>Explanation of Reversion / Overexpenditure:</i>					
Approved Adjustments to FY 2009-10 Appropriation		FTE	Total Funds	FTE	Total Funds
Removal of all POTS transfers, Roll-forwards and Restrictions					\$0
Reverse Furlough Adjustment from FY 2009-10					\$0
Budget Amendment BA-02, Statewide 2.5% PERA Impact					\$0
Joint Budget Committee Action					\$0
<b>FY 2010-11 Appropriation</b>		<b>0.0</b>	<b>\$480,000</b>	<b>0.0</b>	<b>\$480,000</b>



Colorado Department of Education  
 FY 2011-12 Budget Cycle  
 FY 2009-10 Position and Object Code Detail

(2) ASSISTANCE TO PUBLIC SCHOOLS; (C) Grant Programs, Distributions, and Other Assistance, (VII) Other Assistance, Supplemental On-line Education Grant Program

Object Code	Object Code Description	FY 2008-09 Expenditures		FY 2009-10 Expenditures	
5140	GRANTS-INTERGOVERNMENTAL		\$0		\$50,000
5550	DISTRIBUTIONS-SCHOOL DISTRICTS		\$50,000		\$0
<b>Total Expenditures Denoted in Object Codes</b>			<b>\$50,000</b>		<b>\$50,000</b>
Transfers			\$0		\$0
Roll Forwards			\$0		\$0
<b>Total Expenditures for Line Item</b>			<b>\$50,000</b>		<b>\$50,000</b>
<b>Total Spending Authority for Line Item</b>			<b>\$50,000</b>		<b>\$50,000</b>
<b>Amount Under/(Over) Expended</b>			<b>\$0</b>		<b>\$0</b>
<i>Explanation of Reversion / Overexpenditure:</i>					
Approved Adjustments to FY 2009-10 Appropriation		FTE	Total Funds	FTE	Total Funds
Removal of all POTS transfers, Roll-forwards and Restrictions					\$0
Reverse Furlough Adjustment from FY 2009-10					\$0
Budget Amendment BA-02, Statewide 2.5% PERA Impact					\$0
Joint Budget Committee Action					\$0
<b>FY 2010-11 Appropriation</b>		<b>0.0</b>	<b>\$50,000</b>	<b>0.0</b>	<b>\$50,000</b>

Colorado Department of Education  
 FY 2011-12 Budget Cycle  
 FY 2009-10 Position and Object Code Detail

(2) ASSISTANCE TO PUBLIC SCHOOLS; (C) Grant Programs, Distributions, and Other Assistance, (VII) Other Assistance, School Awards Program

Object Code	Object Code Description	FY 2008-09 Expenditures		FY 2009-10 Expenditures	
5570	DISTRIBUTIONS-INTERGOV ENTITY		\$0		\$250,000
<b>Total Expenditures Denoted in Object Codes</b>			<b>\$0</b>		<b>\$250,000</b>
Transfers			\$0		\$0
Roll Forwards			\$0		\$0
<b>Total Expenditures for Line Item</b>			<b>\$0</b>		<b>\$250,000</b>
<b>Total Spending Authority for Line Item</b>			<b>\$0</b>		<b>\$250,000</b>
<b>Amount Under/(Over) Expended</b>			<b>\$0</b>		<b>\$0</b>
<i>Explanation of Reversion / Overexpenditure:</i>					
Approved Adjustments to FY 2009-10 Appropriation		FTE	Total Funds	FTE	Total Funds
Removal of all POTS transfers, Roll-forwards and Restrictions					\$0
Reverse Furlough Adjustment from FY 2009-10					\$0
Budget Amendment BA-02, Statewide 2.5% PERA Impact					\$0
Joint Budget Committee Action					\$0
<b>FY 2010-11 Appropriation</b>		<b>0.0</b>	<b>\$250,000</b>	<b>0.0</b>	<b>\$250,000</b>

Colorado Department of Education  
 FY 2011-12 Budget Cycle  
 FY 2009-10 Position and Object Code Detail

(2) ASSISTANCE TO PUBLIC SCHOOLS; (C) Grant Programs, Distributions, and Other Assistance, (VII) Other Assistance, Interstate Compact on Educational Opportunity for Military Children

Object Code	Object Code Description	FY 2008-09 Expenditures		FY 2009-10 Expenditures	
4140	DUES AND MEMBERSHIPS		\$0		\$18,411
<b>Total Expenditures Denoted in Object Codes</b>			<b>\$0</b>		<b>\$18,411</b>
Transfers			\$0		\$0
Roll Forwards			\$0		\$0
<b>Total Expenditures for Line Item</b>			<b>\$0</b>		<b>\$18,411</b>
<b>Total Spending Authority for Line Item</b>			<b>\$32,185</b>		<b>\$30,185</b>
<b>Amount Under/(Over) Expended</b>			<b>\$32,185</b>		<b>\$11,774</b>
<i>Explanation of Reversion / Overexpenditure: This variance is also due to the difference between estimated and actual. The billing for the first year of membership was significantly less than antipated; however for FY10-11the department anticipates the billing to increase.</i>					
Approved Adjustments to FY 2009-10 Appropriation		FTE	Total Funds	FTE	Total Funds
Removal of all POTS transfers, Roll-forwards and Restrictions					\$0
Reverse Furlough Adjustment from FY 2009-10					\$0
Budget Amendment BA-02, Statewide 2.5% PERA Impact					\$0
Joint Budget Committee Action					\$0
<b>FY 2010-11 Appropriation</b>		<b>0.0</b>	<b>\$30,185</b>	<b>0.0</b>	<b>\$30,185</b>

Colorado Department of Education  
 FY 2011-12 Budget Cycle  
 FY 2009-10 Divisional Personal Services Detail

(3) Division of Library Programs

	FY 2008-09		FY 2009-10	
	FTE	Expenditures	FTE	Expenditures
Appropriated Amount Related to Personal Services	36.6	\$2,677,839	36.6	\$2,693,088
Allocation of POTS funding to Division	N/A	\$64,290	N/A	\$124,916
<b>Total Spending Authority in Division for Personal Services</b>	<b>36.6</b>	<b>\$2,742,129</b>	<b>36.6</b>	<b>\$2,818,004</b>
<b>Full- and Part-Time Employee Expenditures (including Salary Survey and Performance-based Pay)</b>	<b>33.8</b>	<b>\$1,823,344</b>	<b>34.4</b>	<b>\$1,810,753</b>
PERA and Medicare Costs		\$181,962		\$197,647
State Temporary Staff		\$0		\$43,523
Sick and Annual Leave Payouts	0.0	\$318	0.0	\$0
Contract Services		\$494,827		\$501,848
Other Expenditures		\$30,232		\$15,539
<b>Total Temporary, Contract, and Other Expenditures</b>	<b>0.0</b>	<b>\$707,339</b>	<b>0.0</b>	<b>\$758,556</b>
POTS Expenditures (excluding Salary Survey and Performance-based Pay)		\$211,446		\$248,694
Roll Forwards		\$0		\$0
<b>Total Expenditures for Division</b>	<b>33.9</b>	<b>\$2,742,129</b>	<b>34.4</b>	<b>\$2,818,004</b>
<b>Amount Under/(Over) Expended</b>	<b>2.7</b>	<b>(\$0)</b>	<b>2.2</b>	<b>\$0</b>

Colorado Department of Education  
FY 2011-12 Budget Cycle  
FY 2009-10 Position and Object Code Detail

(3) LIBRARY PROGRAMS; Administration

Position Code	Position Type	FTE	FY 2008-09 Expenditures	FTE	FY 2009-10 Expenditures
101400	ASSISTANT COMMISSIONER	0.00	\$0	0.17	\$18,324
106800	CONSULTANT	0.50	\$24,528	0.50	\$23,579
112000	EXECUTIVE DIRECTOR	0.46	\$51,582	0.33	\$36,216
120300	PRINCIPAL CONSULTANT	0.88	\$62,716	0.88	\$60,786
124000	SENIOR CONSULTANT	3.01	\$173,840	3.00	\$172,590
126800	SUPERVISOR I	1.89	\$154,040	1.88	\$152,647
128400	DIRECTOR	0.04	\$4,689	0.00	\$0
G2D2TX	DATA ENTRY OPERATOR I	1.00	\$30,474	0.96	\$28,909
G3A2TX	ADMIN ASSISTANT I	1.00	\$27,756	1.00	\$26,778
G3C2TX	LIBRARY TECHNICIAN I	1.51	\$46,734	1.50	\$45,296
G3C3XX	LIBRARY TECHNICIAN II	1.41	\$55,489	1.50	\$56,863
G3C4XX	LIBRARY TECHNICIAN III	1.00	\$39,696	1.00	\$38,475
<b>Total Full and Part-time Employee Expenditures</b>		<b>12.7</b>	<b>\$671,544</b>	<b>12.7</b>	<b>\$660,462</b>
PERA Contributions		N/A	\$67,351	N/A	\$65,268
Medicare		N/A	\$9,621	N/A	\$9,335
State Temporary Employees		N/A	\$0	N/A	\$0
Sick and Annual Leave Payouts		0.01	\$318	0.00	\$0
Contract Services (due to vacancy savings)		N/A	\$0	N/A	\$0
Contract Services (budgeted - not due to vacancy savings)		N/A	\$11,865	N/A	\$16,197
Unemployment Insurance		N/A	\$0	N/A	\$0
Other Expenditures (specify as necessary)		N/A	\$0	N/A	\$0
<b>Total Temporary, Contract, and Other Expenditures</b>		<b>0.0</b>	<b>\$89,155</b>	<b>0.0</b>	<b>\$90,800</b>
POTS Expenditures (excluding Salary Survey and Performance-based Pay already included above)		N/A	\$67,615	N/A	\$77,373
Roll Forwards for Personal Services		N/A	\$0	N/A	\$0
<b>Subtotal Expenditures for Personal Services</b>		<b>12.7</b>	<b>\$828,313</b>	<b>12.7</b>	<b>\$828,635</b>
Object Code	Object Code Description		FY 2008-09 Expenditures		FY 2009-10 Expenditures
2160	CUSTODIAL SERVICES		\$11,743		\$0
2170	WASTE DISPOSAL SERVICES		\$0		\$46
2220	BLDG MAINTENANCE/REPAIR SVCS		\$0		\$2,468
2230	EQUIP MAINTENANCE/REPAIR SVCS		\$236		\$599
2232	IT SOFTWARE MNTC/UPGRADE SVCS		\$0		\$1,185
2250	MISCELLANEOUS RENTALS		\$2,330		\$2,342
2253	RENTAL OF EQUIPMENT		\$386		\$281
2510	IN-STATE TRAVEL		\$1,807		\$1,261
2513	IN-STATE PERS VEHICLE REIMBSMT		\$1,885		\$2,604
2515	STATE-OWNED VEHICLE CHARGE		\$250		\$0
2520	IN-STATE TRAVEL/NON-EMPLOYEE		\$0		\$1,110
2530	OUT-OF-STATE TRAVEL		\$0		\$20
2610	ADVERTISING		\$2,025		\$925
2630	COMM SVCS FROM DIV OF TELECOM		\$3,709		\$3,556
2631	COMM SVCS FROM OUTSIDE SOURCES		\$1,003		\$1,055
2680	PRINTING/REPRODUCTION SERVICES		\$18,250		\$25,261
2820	OTHER PURCHASED SERVICES		\$1,079		\$5
2830	OFFICE MOVING-PUR SERV		\$195		\$640
3110	OTHER SUPPLIES & MATERIALS		\$17,098		\$6,982
3115	DATA PROCESSING SUPPLIES		\$3,290		\$2,047
3117	EDUCATIONAL SUPPLIES		\$1,000		\$1,491
3120	BOOKS/PERIODICALS/SUBSCRIPTION		\$229		\$26
3121	OFFICE SUPPLIES		\$3,124		\$5,338
3122	PHOTOGRAPHIC SUPPLIES		\$245		\$170
3123	POSTAGE		\$6,442		\$8,953
3128	NONCAPITALIZED EQUIPMENT		\$2,674		\$0
3132	NONCAP OFFICE FURN/OFFICE SYST		\$2,379		\$1,022
3140	NONCAPITALIZED IT - PC'S		\$204		\$11,259
3143	NONCAPITALIZED IT - OTHER		\$2,745		\$2,856
3940	ELECTRICITY		\$0		\$265
3970	NATURAL GAS		\$0		\$45
4100	OTHER OPERATING EXPENSES		\$0		\$5,225
4140	DUES AND MEMBERSHIPS		\$2,665		\$5,650
4170	MISCELLANEOUS FEES AND FINES		\$3		\$0
4180	OFFICIAL FUNCTIONS		\$122		\$194
4181	CUSTOMER WORKSHOPS		\$2,676		\$3,491
4220	REGISTRATION FEES		\$1,676		\$5,154

4256	OTHER BENEFIT PLAN EXPENSE		\$122		\$1,713
6250	LIBRARY MATERIALS-DIRECT PURCH		\$494		\$6,141
<b>Total Expenditures Denoted in Object Codes</b>			<b>\$92,086</b>		<b>\$111,377</b>
Transfers			\$465		\$514
Roll Forwards for Operating Expenses			\$0		\$0
<b>Subtotal Expenditures for Operating Expenses</b>			<b>\$92,552</b>		<b>\$111,891</b>
<b>Total FTE and Expenditures for Line Item</b>		<b>12.7</b>	<b>\$920,865</b>	<b>12.7</b>	<b>\$940,527</b>
<b>Total Spending Authority for Line Item</b>		<b>12.8</b>	<b>\$965,559</b>	<b>12.8</b>	<b>\$1,094,314</b>
<b>Amount Under/(Over) Expended</b>		<b>0.1</b>	<b>\$44,694</b>	<b>0.1</b>	<b>\$153,787</b>
<i>Explanation of Reversion / Overexpenditure: One of the items in this appropriation is a Gifts, Grants and Donations appropriation. The spending authority for the item was greater than expenditures and Gifts, Grants and Donations received in FY09-10.</i>					
<b>Approved Adjustments to FY 2009-10 Appropriation</b>					
		<b>FTE</b>	<b>Total Funds</b>	<b>FTE</b>	<b>Total Funds</b>
Removal of all POTS transfers, Roll-forwards and Restrictions					(\$97,916)
Reverse Furlough Adjustment from FY 2009-10					\$20,969
Budget Amendment BA-02, Statewide 2.5% PERA Impact					(\$17,037)
Budget Amendment, General Operating Expense Reduction					(\$3,677)
Joint Budget Committee Action					\$0
<b>FY 2010-11 Appropriation</b>		<b>12.8</b>	<b>\$965,559</b>	<b>12.8</b>	<b>\$996,653</b>

Colorado Department of Education  
FY 2011-12 Budget Cycle  
FY 2009-10 Position and Object Code Detail

(3) LIBRARY PROGRAMS; Federal Library Funding

Position Code	Position Type	FTE	FY 2008-09 Expenditures	FTE	FY 2009-10 Expenditures
101400	ASSISTANT COMMISSIONER	0.00	\$0	0.17	\$18,324
106800	CONSULTANT	1.77	\$82,181	1.67	\$77,054
112000	EXECUTIVE DIRECTOR	0.46	\$51,582	0.33	\$36,216
120300	PRINCIPAL CONSULTANT	1.12	\$83,328	1.12	\$80,764
124000	SENIOR CONSULTANT	6.39	\$405,058	6.85	\$414,324
126800	SUPERVISOR I	2.11	\$177,139	2.12	\$177,473
128400	DIRECTOR	0.04	\$4,689	0.00	\$0
G3A2TX	ADMIN ASSISTANT I	1.00	\$25,776	1.00	\$24,983
G3A4XX	ADMIN ASSISTANT III	4.82	\$177,675	4.96	\$178,141
G3C3XX	LIBRARY TECHNICIAN II	0.41	\$13,837	0.50	\$16,492
H3I2TX	MEDIA SPECIALIST I	1.00	\$32,952	1.00	\$31,938
H4R1XX	PROGRAM ASSISTANT I	1.00	\$39,888	1.00	\$38,661
H6G4XX	GENERAL PROFESSIONAL IV	1.00	\$57,696	1.00	\$55,921
<b>Total Full and Part-time Employee Expenditures</b>		<b>21.1</b>	<b>\$1,151,800</b>	<b>21.7</b>	<b>\$1,150,291</b>
PERA Contributions		N/A	\$88,758	N/A	\$106,191
Medicare		N/A	\$16,232	N/A	\$16,853
State Temporary Employees		N/A	\$0	N/A	\$43,523
Sick and Annual Leave Payouts		0.00	\$0	0.00	\$0
Contract Services (due to vacancy savings)		N/A	\$0	N/A	\$0
Contract Services (budgeted - not due to vacancy savings)		N/A	\$135,328	N/A	\$137,797
Unemployment Insurance		N/A	\$228	N/A	\$0
Other Expenditures (specify as necessary)		N/A	\$30,004	N/A	\$15,539
<b>Total Temporary, Contract, and Other Expenditures</b>		<b>0.0</b>	<b>\$270,550</b>	<b>0.0</b>	<b>\$319,902</b>
POTS Expenditures (excluding Salary Survey and Performance-based Pay already included above)		N/A	\$143,831	N/A	\$171,321
Roll Forwards for Personal Services		N/A	\$0	N/A	\$0
<b>Subtotal Expenditures for Personal Services</b>		<b>21.1</b>	<b>\$1,566,182</b>	<b>21.7</b>	<b>\$1,641,515</b>
Object Code	Object Code Description		FY 2008-09 Expenditures		FY 2009-10 Expenditures
2220	BLDG MAINTENANCE/REPAIR SVCS		\$395		\$107
2230	EQUIP MAINTENANCE/REPAIR SVCS		\$516		\$16
2231	IT HARDWARE MAINT/REPAIR SVCS		\$990		\$5,973
2232	IT SOFTWARE MNTC/UPGRADE SVCS		\$82,405		\$82,266
2255	RENTAL OF BUILDINGS		\$36,723		\$42,646
2510	IN-STATE TRAVEL		\$16,164		\$12,947
2513	IN-STATE PERS VEHICLE REIMBSMT		\$15,611		\$12,592
2515	STATE-OWNED VEHICLE CHARGE		\$4,976		\$5,035
2520	IN-STATE TRAVEL/NON-EMPLOYEE		\$10,350		\$6,275
2530	OUT-OF-STATE TRAVEL		\$12,617		\$45,702
2540	OUT-OF-STATE TRAVEL/NON-EMPL		\$0		\$471
2630	COMM SVCS FROM DIV OF TELECOM		\$14,756		\$14,349
2631	COMM SVCS FROM OUTSIDE SOURCES		\$589		\$187
2680	PRINTING/REPRODUCTION SERVICES		\$39,551		\$31,887
2820	OTHER PURCHASED SERVICES		\$4,497		\$5,396
3110	OTHER SUPPLIES & MATERIALS		\$9,015		\$17,793
3115	DATA PROCESSING SUPPLIES		\$4,226		\$2,303
3116	NONCAP IT - PURCHASED PC SW		\$30		\$278
3117	EDUCATIONAL SUPPLIES		\$9,766		\$13,271
3120	BOOKS/PERIODICALS/SUBSCRIPTION		\$169,980		\$122,143
3121	OFFICE SUPPLIES		\$14,164		\$10,173
3123	POSTAGE		\$8,388		\$3,705
3128	NONCAPITALIZED EQUIPMENT		\$3,199		-\$175
3140	NONCAPITALIZED IT - PC'S		\$40,634		\$17,928
3141	NONCAPITALIZED IT - SERVERS		\$0		\$375
3143	NONCAPITALIZED IT - OTHER		\$4,219		\$2,325
3146	NONCAP IT-PURCHASED SERVER SW		\$436		\$7,539
3147	NONCAP IT-PURCHASED NETWORK SW		\$49		\$0
4100	OTHER OPERATING EXPENSES		\$300		\$1,332
4140	DUES AND MEMBERSHIPS		\$22,295		\$26,705
4170	MISCELLANEOUS FEES AND FINES		\$9		\$0
4180	OFFICIAL FUNCTIONS		\$70		\$0
4181	CUSTOMER WORKSHOPS		\$70		\$2,079
4220	REGISTRATION FEES		\$12,031		\$14,374
4256	OTHER BENEFIT PLAN EXPENSE		\$268		\$3,379
4260	NONEMPLOYEE REIMBURSEMENTS		\$4,144		\$25

5110	GRANTS-CITIES		\$26,581		\$0
5140	GRANTS-INTERGOVERNMENTAL		\$0		\$141,541
5170	GRANTS-SCHOOL DISTR		\$34,486		\$0
5180	GRANTS-SPECIAL DIST		\$75,794		\$0
5771	PASS-THRU FED GRANT INTERFUND		\$34,196		\$33,131
5781	GRANTS TO NONGOV/ORGANIZATIONS		\$82,425		\$424,340
6212	IT SERVERS - DIRECT PURCHASE		\$6,703		\$15,571
6250	LIBRARY MATERIALS-DIRECT PURCH		\$69,476		\$67,417
<b>Total Expenditures Denoted in Object Codes</b>			<b>\$873,094</b>		<b>\$1,193,401</b>
Transfers			\$104,534		\$113,413
Roll Forwards for Operating Expenses			\$0		\$0
<b>Subtotal Expenditures for Operating Expenses</b>			<b>\$977,628</b>		<b>\$1,306,814</b>
<b>Total FTE and Expenditures for Line Item</b>		<b>21.1</b>	<b>\$2,543,810</b>	<b>21.7</b>	<b>\$2,948,328</b>
<b>Total Spending Authority for Line Item</b>		<b>23.8</b>	<b>\$3,008,688</b>	<b>23.8</b>	<b>\$3,061,505</b>
<b>Amount Under/(Over) Expended</b>		<b>2.7</b>	<b>\$464,878</b>	<b>2.1</b>	<b>\$113,177</b>
<i>Explanation of Reversion / Overexpenditure: As with other Federal Funds, these funds are available for a 27 month period, which often results in variances, as the department requests sufficient spending authority to expend all funds, but often carries funds over into the following fiscal year.</i>					
Approved Adjustments to FY 2009-10 Appropriation		FTE	Total Funds	FTE	Total Funds
Removal of all POTS transfers, Roll-forwards and Restrictions					(\$3,005,403)
Reverse Furlough Adjustment from FY 2009-10					\$38,119
Budget Amendment BA-02, Statewide 2.5% PERA Impact					(\$30,972)
Budget Amendment, General Operating Expense Reduction					\$0
Joint Budget Committee Action					\$0
<b>FY 2010-11 Appropriation</b>		<b>23.8</b>	<b>\$3,008,688</b>	<b>23.8</b>	<b>\$3,030,533</b>



Colorado Department of Education  
 FY 2011-12 Budget Cycle  
 FY 2009-10 Position and Object Code Detail

(3) LIBRARY PROGRAMS; Colorado Library Consortium

Object Code	Object Code Description	FY 2008-09 Expenditures	FY 2009-10 Expenditures
5781	GRANTS TO NONGOV/ORGANIZATIONS	\$0	\$1,000,000
5881	DISTRIBUTIONS TO NONGOV/ORGAN	\$1,000,000	\$0
<b>Total Expenditures Denoted in Object Codes</b>		<b>\$1,000,000</b>	<b>\$1,000,000</b>
Transfers		\$0	\$0
Roll Forwards		\$0	\$0
<b>Total Expenditures for Line Item</b>		<b>\$1,000,000</b>	<b>\$1,000,000</b>
<b>Total Spending Authority for Line Item</b>		<b>\$1,000,000</b>	<b>\$1,000,000</b>
<b>Amount Under/(Over) Expended</b>		<b>\$0</b>	<b>\$0</b>
<i>Explanation of Reversion / Overexpenditure:</i>			
Approved Adjustments to FY 2009-10 Appropriation		FTE	Total Funds
Removal of all POTS transfers, Roll-forwards and Restrictions			\$0
Reverse Furlough Adjustment from FY 2009-10			\$0
Budget Amendment BA-02, Statewide 2.5% PERA Impact			\$0
Joint Budget Committee Action			\$0
<b>FY 2010-11 Appropriation</b>		<b>0.0</b>	<b>\$1,000,000</b>

Colorado Department of Education  
 FY 2011-12 Budget Cycle  
 FY 2009-10 Position and Object Code Detail

(3) LIBRARY PROGRAMS; Colorado Virtual Library

Position Code	Position Type	FTE	FY 2008-09 Expenditures	FTE	FY 2009-10 Expenditures
		0.00	\$0	0.00	\$0
<b>Total Full and Part-time Employee Expenditures</b>		<b>0.0</b>	<b>\$0</b>	<b>0.0</b>	<b>\$0</b>
PERA Contributions		N/A	\$0	N/A	\$0
Medicare		N/A	\$0	N/A	\$0
State Temporary Employees		N/A	\$0	N/A	\$0
Sick and Annual Leave Payouts		0.00	\$0	0.00	\$0
Contract Services (due to vacancy savings)		N/A	\$0	N/A	\$0
Contract Services (budgeted - not due to vacancy savings)		N/A	\$347,634	N/A	\$347,854
Unemployment Insurance		N/A	\$0	N/A	\$0
Other Expenditures (specify as necessary)		N/A	\$0	N/A	\$0
<b>Total Temporary, Contract, and Other Expenditures</b>		<b>0.0</b>	<b>\$347,634</b>	<b>0.0</b>	<b>\$347,854</b>
POTS Expenditures (excluding Salary Survey and Performance-based Pay already included above)		N/A	\$0	N/A	\$0
Roll Forwards for Personal Services		N/A	\$0	N/A	\$0
<b>Subtotal Expenditures for Personal Services</b>		<b>0.0</b>	<b>\$347,634</b>	<b>0.0</b>	<b>\$347,854</b>
Object Code	Object Code Description		FY 2008-09 Expenditures		FY 2009-10 Expenditures
2230	EQUIP MAINTENANCE/REPAIR SVCS		\$1,166		\$0
2232	IT SOFTWARE MNTC/UPGRADE SVCS		\$0		\$2,963
2520	IN-STATE TRAVEL/NON-EMPLOYEE		\$0		\$227
2630	COMM SVCS FROM DIV OF TELECOM		\$679		\$900
2680	PRINTING/REPRODUCTION SERVICES		\$479		\$3,879
3110	OTHER SUPPLIES & MATERIALS		\$61		\$0
3117	EDUCATIONAL SUPPLIES		\$0		\$69
3120	BOOKS/PERIODICALS/SUBSCRIPTION		\$300		\$208
3121	OFFICE SUPPLIES		\$2,149		\$24
3132	NONCAP OFFICE FURN/OFFICE SYST		\$943		\$0
3139	NONCAPITLIZD FIXED ASSET OTHER		\$5,148		\$0
3143	NONCAPITALIZED IT - OTHER		\$423		\$876
3146	NONCAP IT-PURCHASED SERVER SW		\$0		\$343
3147	NONCAP IT-PURCHASED NETWORK SW		\$655		\$0
4100	OTHER OPERATING EXPENSES		\$0		\$400
4170	MISCELLANEOUS FEES AND FINES		\$0		\$450
4220	REGISTRATION FEES		\$95		\$1,425
4260	NONEMPLOYEE REIMBURSEMENTS		\$0		\$150
5180	GRANTS-SPECIAL DIST		\$1,000,000		\$0
<b>Total Expenditures Denoted in Object Codes</b>			<b>\$1,012,097</b>		<b>\$11,912</b>
Transfers			\$0		\$0
Roll Forwards for Operating Expenses			\$0		\$0
<b>Subtotal Expenditures for Operating Expenses</b>			<b>\$1,012,097</b>		<b>\$11,912</b>
<b>Total FTE and Expenditures for Line Item</b>		<b>0.0</b>	<b>\$1,359,731</b>	<b>0.0</b>	<b>\$359,766</b>
<b>Total Spending Authority for Line Item</b>		<b>0.0</b>	<b>\$1,379,796</b>	<b>0.0</b>	<b>\$359,796</b>
<b>Amount Under/(Over) Expended</b>		<b>0.0</b>	<b>\$20,065</b>	<b>0.0</b>	<b>\$30</b>
<i>Explanation of Reversion / Overexpenditure:</i>					
Approved Adjustments to FY 2009-10 Appropriation		FTE	Total Funds	FTE	Total Funds
Removal of all POTS transfers, Roll-forwards and Restrictions					\$0
Reverse Furlough Adjustment from FY 2009-10					\$0
Budget Amendment BA-02, Statewide 2.5% PERA Impact					\$0
Joint Budget Committee Action					\$20,000
<b>FY 2010-11 Appropriation</b>		<b>0.0</b>	<b>\$1,379,796</b>	<b>0.0</b>	<b>\$379,796</b>

Colorado Department of Education  
 FY 2011-12 Budget Cycle  
 FY 2009-10 Position and Object Code Detail

(3) LIBRARY PROGRAMS; Colorado Talking Book Library, Building Maintenance and Utilities Expenses

Object Code	Object Code Description	FY 2008-09 Expenditures	FY 2009-10 Expenditures
2110	WATER AND SEWERAGE SERVICES	\$3,875	\$3,913
2160	CUSTODIAL SERVICES	\$40	\$11,703
2170	WASTE DISPOSAL SERVICES	\$1,993	\$1,908
2180	GROUND MAINTENANCE	\$294	\$1,626
2190	SNOW PLOWING SERVICES	\$810	\$2,475
2210	OTHER MAINTENANCE/REPAIR SVCS	\$1,148	\$0
2220	BLDG MAINTENANCE/REPAIR SVCS	\$7,267	\$10,479
2230	EQUIP MAINTENANCE/REPAIR SVCS	\$7,185	\$2,204
2253	RENTAL OF EQUIPMENT	\$21	\$0
2630	COMM SVCS FROM DIV OF TELECOM	\$414	\$699
2631	COMM SVCS FROM OUTSIDE SOURCES	\$4,248	\$2,788
2820	OTHER PURCHASED SERVICES	\$771	\$0
3110	OTHER SUPPLIES & MATERIALS	\$1,177	\$283
3121	OFFICE SUPPLIES	\$8	\$0
3123	POSTAGE	\$15	\$0
3128	NONCAPITALIZED EQUIPMENT	\$0	\$1,269
3132	NONCAP OFFICE FURN/OFFICE SYST	\$58	\$1,484
3141	NONCAPITALIZED IT - SERVERS	\$0	\$347
3143	NONCAPITALIZED IT - OTHER	\$0	\$450
3940	ELECTRICITY	\$25,304	\$24,547
3970	NATURAL GAS	\$4,075	\$4,461
4100	OTHER OPERATING EXPENSES	\$25	\$25
<b>Total Expenditures Denoted in Object Codes</b>		<b>\$58,728</b>	<b>\$70,660</b>
Transfers		\$0	\$0
Roll Forwards		\$0	\$0
<b>Total Expenditures for Line Item</b>		<b>\$58,728</b>	<b>\$70,660</b>
<b>Total Spending Authority for Line Item</b>		<b>\$70,660</b>	<b>\$70,660</b>
<b>Amount Under/(Over) Expended</b>		<b>\$11,932</b>	<b>\$0</b>
<i>Explanation of Reversion / Overexpenditure:</i>			
Approved Adjustments to FY 2009-10 Appropriation		FTE	Total Funds
Removal of all POTS transfers, Roll-forwards and Restrictions			\$0
Reverse Furlough Adjustment from FY 2009-10			\$0
Budget Amendment BA-02, Statewide 2.5% PERA Impact			\$0
Joint Budget Committee Action			\$0
<b>FY 2010-11 Appropriation</b>		<b>0.0</b>	<b>\$70,660</b>

Colorado Department of Education  
 FY 2011-12 Budget Cycle  
 FY 2009-10 Position and Object Code Detail

(3) LIBRARY PROGRAMS; Reading Services for the Blind

Object Code	Object Code Description	FY 2008-09 Expenditures		FY 2009-10 Expenditures	
5881	DISTRIBUTIONS TO NONGOV/ORGAN	\$550,000		\$250,000	
<b>Total Expenditures Denoted in Object Codes</b>		<b>\$550,000</b>		<b>\$250,000</b>	
Transfers		\$0		\$0	
Roll Forwards		\$0		\$0	
<b>Total Expenditures for Line Item</b>		<b>\$550,000</b>		<b>\$250,000</b>	
<b>Total Spending Authority for Line Item</b>		<b>\$550,000</b>		<b>\$250,000</b>	
<b>Amount Under/(Over) Expended</b>		<b>\$0</b>		<b>\$0</b>	
<i>Explanation of Reversion / Overexpenditure:</i>					
Approved Adjustments to FY 2009-10 Appropriation		FTE	Total Funds	FTE	Total Funds
Removal of all POTS transfers, Roll-forwards and Restrictions					\$0
Reverse Furlough Adjustment from FY 2009-10					\$0
Budget Amendment BA-02, Statewide 2.5% PERA Impact					\$0
Joint Budget Committee Action					\$0
<b>FY 2010-11 Appropriation</b>		<b>0.0</b>	<b>\$550,000</b>	<b>0.0</b>	<b>\$250,000</b>

Colorado Department of Education  
 FY 2011-12 Budget Cycle  
 FY 2009-10 Divisional Personal Services Detail

(4) Division of Colorado School for the Deaf and the Blind

	FY 2008-09		FY 2009-10	
	FTE	Expenditures	FTE	Expenditures
Appropriated Amount Related to Personal Services	165.0	\$10,806,277	167.6	\$11,212,945
Allocation of POTS funding to Division	N/A	\$1,663,806	N/A	\$1,383,993
<b>Total Spending Authority in Division for Personal Services</b>	<b>165.0</b>	<b>\$12,470,083</b>	<b>167.6</b>	<b>\$12,596,938</b>
<b>Full- and Part-Time Employee Expenditures (including Salary Survey and Performance-based Pay)</b>	<b>160.4</b>	<b>\$8,906,897</b>	<b>157.5</b>	<b>\$8,885,422</b>
PERA and Medicare Costs	N/A	\$1,196,174	N/A	\$1,252,293
State Temporary Staff	N/A	\$0	N/A	\$0
Sick and Annual Leave Payouts	0.0	\$5,924	0.0	\$6,033
Contract Services	N/A	\$1,303,498	N/A	\$1,264,430
Other Expenditures	N/A	\$6,732	N/A	\$0
<b>Total Temporary, Contract, and Other Expenditures</b>	<b>0.0</b>	<b>\$2,512,328</b>	<b>0.0</b>	<b>\$2,522,756</b>
POTS Expenditures (excluding Salary Survey and Performance-based Pay)	N/A	\$1,006,340	N/A	\$1,107,559
Roll Forwards	N/A	\$0	N/A	\$0
<b>Total Expenditures for Division</b>	<b>160.4</b>	<b>\$12,425,565</b>	<b>157.5</b>	<b>\$12,515,737</b>
<b>Amount Under/(Over) Expended</b>	<b>4.6</b>	<b>\$44,518</b>	<b>10.1</b>	<b>\$81,201</b>

Colorado Department of Education  
FY 2011-12 Budget Cycle  
FY 2009-10 Position and Object Code Detail

(1) Colorado School for the Deaf and the Blind; (A) School Operations, Personal Services

Position Code	Position Type	FTE	FY 2008-09		FY 2009-10	
			Expenditures	FTE	Expenditures	FTE
H8A4XX	Accountant IV	1.0	\$103,152	1.0	\$99,978	
H8B3XX	Acct Tech III	3.1	\$152,033	3.0	\$146,347	
G3A3XX	Admin Assistant II	1.6	\$59,351	1.6	\$58,993	
G3A4XX	Admin Assistant III	4.8	\$180,969	4.3	\$164,269	
D8B1TX	Custodian I (includes laundry)	5.7	\$147,846	5.0	\$130,250	
D8B2XX	Custodian II	1.0	\$32,240	1.0	\$31,301	
D8C1TX	Dining Services I	3.5	\$75,392	3.5	\$78,846	
D8C3XX	Dining Services III	0.8	\$24,101	0.8	\$20,481	
D8C4XX	Dining Services IV	1.7	\$52,298	1.7	\$52,485	
I5E4XX	Electronics Spec IV	1.0	\$72,780	1.0	\$70,541	
D7B2XX	Equipment Operator II	1.0	\$41,136	1.0	\$39,870	
H6M1XX	Food Serv Mgr I	1.0	\$56,412	1.0	\$54,676	
D8D1TX	General Labor I	0.2	\$8,349	0.0	\$0	
H6G4XX	Gen'l Pro IV	0.9	\$68,573	0.9	\$66,637	
H6G6XX	Gen'l Pro VI	1.0	\$87,084	1.0	\$84,404	
D8E1TX	Grounds & Nursery I	1.8	\$64,310	1.9	\$63,169	
C6R1TX	Health Care Tech I	16.6	\$588,940	14.2	\$513,043	
C6R2XX	Health Care Tech II	13.9	\$526,136	13.0	\$516,937	
C6R3XX	Health Care Tech III	1.7	\$72,079	1.7	\$70,316	
C6R4XX	Health Care Tech IV	2.8	\$127,693	2.7	\$123,020	
H2I2TX	IT Technician II	2.0	\$121,568	2.0	\$117,070	
H2I4XX	IT Professional II	0.9	\$53,571	1.0	\$58,154	
D8G1TX	Material Handler I	1.0	\$26,224	1.0	\$24,932	
C6S1XX	Nurse I	0.1	\$11,672	0.6	\$43,108	
C6S3XX	Nurse III	0.7	\$71,078	0.9	\$77,087	
C5L3XX	Therapy Asst III (COTA)	0.3	\$13,298	0.3	\$14,067	
D6C2XX	Pipe Mech Trades II	2.0	\$116,341	1.9	\$112,202	
H4R1XX	Program Assistant I	4.0	\$202,234	3.8	\$190,411	
C6R1TX	Security Guard I (HCT I)	1.8	\$63,053	1.8	\$63,908	
D6D2XX	Structural Trades II	2.3	\$98,607	2.0	\$85,748	
J2A1XX	Teacher Aide	9.4	\$337,733	10.2	\$360,158	
At-Will	Activities Specialist	0.7	\$42,404	0.7	\$42,404	
At-Will	Director of Outreach	1.0	\$93,879	1.0	\$90,990	
At-Will	Director of Special Ed	0.8	\$76,512	0.8	\$73,597	
At-Will	Student Life Supervisor	0.8	\$74,258	0.8	\$71,429	
At-Will	Public Relations Specialist	1.0	\$82,656	1.0	\$80,113	
At-Will	Sr. Consultant (Resource Development)	1.0	\$66,883	0.8	\$57,365	
At-Will	Staff Interpreters	1.0	\$59,834	1.7	\$103,767	
At-Will	Superintendent	1.0	\$122,359	1.0	\$127,119	
District 11	Teacher	32.2	\$2,303,368	34.3	\$2,456,977	
District 11	Audiologist	0.7	\$61,539	0.7	\$63,982	
District 11	Blind School Principal/Deaf School Coords.	2.3	\$246,461	2.3	\$245,718	
District 11	Counselor	2.1	\$163,607	2.1	\$174,257	
District 11	Media Specialist	0.7	\$33,751	0.7	\$35,615	
District 11	Occupational Therapist	0.2	\$18,868	0.2	\$20,062	
District 11	Outreach Specialist	1.8	\$157,255	1.8	\$160,191	
District 11	Physical Therapist	0.4	\$20,768	0.4	\$21,230	

District 11	Psychologist	0.5	\$40,834	0.0	\$0
District 11	Social Worker	0.7	\$42,604	0.7	\$39,506
District 11	Speech Pathologist/ Communication Specialist	2.1	\$181,356	1.9	\$143,595
<b>Total Full and Part-time Employee Expenditures</b>		<b>140.6</b>	<b>\$7,545,449</b>	<b>138.7</b>	<b>\$7,540,325</b>
PERA and Medicare Costs		N/A	\$1,028,647	N/A	\$1,079,553
State Temporary Employees		N/A	\$0	N/A	\$0
Sick and Annual Leave Payouts		N/A	\$5,924	N/A	\$6,033
Contract Services		N/A	\$731,462	N/A	\$770,579
Other Expenditures		N/A	\$6,732	N/A	\$0
<b>Total Temporary, Contract, and Other Expenditures</b>		<b>0.0</b>	<b>\$1,772,765</b>	<b>0.0</b>	<b>\$1,856,165</b>
POTS Expenditures (excluding Salary Survey and Performance-based Pay already included above)		N/A	\$893,236	N/A	\$979,927
Roll Forwards		N/A	\$0	N/A	\$0
<b>Total Expenditures for Line Item</b>		<b>140.6</b>	<b>\$10,211,450</b>	<b>138.7</b>	<b>\$10,376,417</b>
<b>Total Spending Authority for Line Item</b>		<b>141.3</b>	<b>\$10,255,968</b>	<b>141.3</b>	<b>\$10,457,618</b>
<b>Amount Under/(Over) Expended</b>		<b>0.7</b>	<b>\$44,518</b>	<b>2.6</b>	<b>\$81,201</b>
<i>Explanation of Reversion / Overexpenditure:</i>					

Approved Adjustments to FY 2009-10 Appropriation	FTE	Total Funds	FTE	Total Funds
Removal of all POTS transfers, Roll-forwards and Restrictions				\$0
Reverse Furlough Adjustment from FY 2009-10				(\$83,395)
Budget Amendment BA-02, Statewide 2.5% PERA Impact				(\$188,584)
Removal of one-time funding				\$0
Annualization of Salary and Benefits				\$318,061
Joint Budget Committee Action				(\$1,271,869)
<b>FY 2010-11 Appropriation</b>	<b>141.3</b>	<b>\$10,457,618</b>	<b>141.3</b>	<b>\$9,231,831</b>







Colorado Department of Education  
 FY 2011-12 Budget Cycle  
 FY 2009-10 Position and Object Code Detail

(1) Colorado School for the Deaf and the Blind; (A) School Operations, Shift Differential

Position Code		Position Type	FTE	FY 2008-09 Expenditures	FTE	FY 2009-10 Expenditures
NA		various	0.0	\$84,932	0.0	\$65,638
			0.0	\$0	0.0	\$0
<b>Total Full and Part-time Employee Expenditures</b>			<b>0.0</b>	<b>\$84,932</b>	<b>0.0</b>	<b>\$65,638</b>
PERA and Medicare Costs			N/A	\$0	N/A	\$0
State Temporary Employees			N/A	\$0	N/A	\$0
Sick and Annual Leave Payouts			0.0	\$0	0.0	\$0
Contract Services			N/A	\$0	N/A	\$0
Other Expenditures			N/A	\$0	N/A	\$0
<b>Total Temporary, Contract, and Other Expenditures</b>			<b>0.0</b>	<b>\$0</b>	<b>0.0</b>	<b>\$0</b>
POTS Expenditures (excluding Salary Survey and Performance-			N/A	\$0	N/A	\$0
Roll Forwards			N/A	\$0	N/A	\$0
<b>Total Expenditures for Line Item</b>			<b>0.0</b>	<b>\$84,932</b>	<b>0.0</b>	<b>\$65,638</b>
<b>Total Spending Authority for Line Item</b>			<b>0.0</b>	<b>\$84,932</b>	<b>0.0</b>	<b>\$65,638</b>
<b>Amount Under/(Over) Expended</b>			<b>0.0</b>	<b>\$0</b>	<b>0.0</b>	<b>\$0</b>
<i>The appropriated shift premium of \$65,638 for FY10 was not based on 80% of the prior year actual amount, per common policy. The 80% of the prior year (FY09) would have been \$87,492 (\$109,365 x 80%) and the amount appropriated was only \$65,638. The actual shift paid in FY10 was \$98,200 and 80% would be \$78,560. However, the FY11 Long Bill amount was only \$65,530 leaving it short of common policy by \$13,030.</i>						
Approved Adjustments to FY 2009-10 Appropriation			FTE	Total Funds	FTE	Total Funds
Removal of all POTS transfers, Roll-forwards and Restrictions						\$0
Reverse Furlough Adjustment from FY 2009-10						\$0
Budget Amendment BA-02, Statewide 2.5% PERA Impact						(\$2,187)
Joint Budget Committee Action						\$2,079
<b>FY 2010-11 Appropriation</b>			<b>0.0</b>	<b>\$65,638</b>	<b>2.0</b>	<b>\$65,530</b>

Colorado Department of Education  
 FY 2011-12 Budget Cycle  
 FY 2009-10 Position and Object Code Detail

(1) Colorado School for the Deaf and the Blind; (A) School Operations, Operating Expenses

Object Code	Object Code Description	FY 2008-09 Expenditures	FY 2009-10 Expenditures
2220	Bldg Maintenance/Repair Svcs	\$692	\$0
2230	Equip Maintenance/Repair Svcs	\$6,229	\$11,699
2231	IT Hardware Maint/Repair Svcs	\$188	\$5,439
2232	It Software Mntc/Upgrade Svcs	\$19,069	\$24,093
2240	Motor Veh Maint/Repair Svcs	\$2,291	\$982
2252	Rental/Motor Pool Mile Charge	\$37,365	\$22,486
2253	Rental Of Equipment	\$17,962	\$19,008
2259	Parking Fee Reimbursement	\$225	\$146
2510	In-State Travel	\$2,654	\$2,396
2511	In-State Common Carrier Fares	\$0	\$521
2512	In-State Pers Travel Per Diem	\$788	\$1,348
2513	In-State Pers Vehicle Reimbsmt	\$3,094	\$1,987
2520	In-State Travel/Non-Employee	\$2,121	\$1,871
2521	Is/Non-Empl - Common Carrier	\$129	\$93
2522	Is/Non-Empl - Pers Per Diem	\$74	\$271
2523	Is/Non-Empl - Pers Veh Reimb	\$6,894	\$6,098
2531	Common Carrier Fees	\$785	\$0
2532	Personal Travel Per Diem	\$72	\$0
2610	Advertising	\$1,290	\$1,752
2630	Communication Serv. From Div of Telecom	\$4,955	\$4,290
2631	Communication Serv. From Outside Sources	\$34,233	\$37,800
2680	Printing and Reproduction	\$6,774	\$3,092
2681	Photocopy reimbursements	\$162	\$8
2810	Freight	\$1,181	\$489
3112	Automotive	\$0	\$26
3113	Clothing and Uniforms	\$1,664	\$190
3114	Custodial and Laundry	\$14,080	\$12,751
3115	Data Processing Supplies	\$17,214	\$11,656
3116	Noncapital IT - Purchased PC SW	\$992	\$770
3117	Educational	\$32,454	\$63,228
3118	Food and Food Service	\$93,923	\$90,409
3119	Lab and Medical	\$7,229	-\$11,729
3120	Learning Materials, Books, Subscriptions	\$8,446	\$11,365
3121	Office Supplies	\$1,353	\$12,117
3123	Postage	\$12,473	\$12,994
3124	Printing and Copying Supplies	\$2,693	\$3,634
3126	Repair and Maintenance	\$43,411	\$53,584
3128	Small Tools and Minor Equipment	\$0	\$7,449
3140	Noncap IT - PCs	\$7,869	\$0
3143	Noncapital IT - Other	\$2,788	\$0
3950	Gasoline	\$2,340	\$878
4140	Dues and Memberships	\$2,994	\$1,033
4170	Miscellaneous Fees and Fines	\$5,534	\$550
4180	Official Functions	\$757	\$390
4181	Customer Workshops	\$238	\$124
4193	Client Care - Client Benefits	\$0	\$200
4301	Inventory Adjustments - Increases	\$0	-\$211

4302	Inventory Adjustments - Decreases		\$1,276		\$0
6250	Library Materials - Direct Purchase		\$627		\$0
6280	Other Capital Equipment - Direct Purchase		\$7,695		\$0
<b>Total Expenditures Denoted in Object Codes</b>			<b>\$417,277</b>		<b>\$417,277</b>
Transfers			\$0		\$0
Roll Forwards			\$0		\$0
<b>Total Expenditures for Line Item</b>			<b>\$417,277</b>		<b>\$417,277</b>

<b>Total Spending Authority for Line Item</b>			<b>\$417,277</b>		<b>\$417,277</b>
---	--	--	------------------	--	------------------

<b>Amount Under/(Over) Expended</b>			<b>\$0</b>		<b>\$0</b>

Approved Adjustments to FY 2009-10 Appropriation	FTE	Total Funds	FTE	Total Funds
Removal of all POTS transfers, Roll-forwards and Restrictions				\$0
Reverse Furlough Adjustment from FY 2009-10				\$0
Budget Amendment BA-02, Statewide 2.5% PERA Impact				\$0
Joint Budget Committee Action				\$0
<b>FY 2010-11 Appropriation</b>	<b>0.0</b>	<b>\$417,277</b>	<b>0.0</b>	<b>\$417,277</b>

Colorado Department of Education  
 FY 2011-12 Budget Cycle  
 FY 2009-10 Position and Object Code Detail

(1) Colorado School for the Deaf and the Blind; (A) School Operations, Vehicle Lease Payments

Object Code	Object Code Description	FY 2008-09 Expenditures	FY 2009-10 Expenditures
2251	Lease motor pool vehicles	\$16,759	\$24,074
2252	Motor pool mileage charge	\$2,392	\$2,655
		\$0	\$0
		\$0	\$0
		\$0	\$0
		\$0	\$0
		\$0	\$0
		\$0	\$0
		\$0	\$0
<b>Total Expenditures Denoted in Object Codes</b>		<b>\$19,151</b>	<b>\$26,729</b>
Transfers		\$0	\$0
Roll Forwards		\$0	\$0
<b>Total Expenditures for Line Item</b>		<b>\$19,151</b>	<b>\$26,729</b>

<b>Total Spending Authority for Line Item</b>	<b>\$19,151</b>	<b>\$26,729</b>
---	-----------------	-----------------

<b>Amount Under/(Over) Expended</b>	<b>\$0</b>	<b>\$0</b>
-------------------------------------	------------	------------

*Explanation of Reversion / Overexpenditure:*

Approved Adjustments to FY 2009-10 Appropriation	FTE	Total Funds	FTE	Total Funds
Removal of all POTS transfers, Roll-forwards and Restrictions				\$0
Reverse Furlough Adjustment from FY 2009-10				\$0
Budget Amendment BA-02, Statewide 2.5% PERA Impact				\$0
Joint Budget Committee Action				\$0
<b>FY 2010-11 Appropriation</b>	<b>0.0</b>	<b>\$26,729</b>	<b>0.0</b>	<b>\$26,729</b>

Colorado Department of Education  
 FY 2011-12 Budget Cycle  
 FY 2009-10 Position and Object Code Detail

(1) Colorado School for the Deaf and the Blind; (A) School Operations, Utilities

Object Code	Object Code Description	FY 2008-09 Expenditures	FY 2009-10 Expenditures
2110	Water & Sewage	\$81,885	\$63,852
3910	Energy efficiency projects	\$10,000	\$88,400
3941	Electricity	\$123,920	\$121,824
3971	Natural Gas	\$241,298	\$240,456
		\$0	\$0
		\$0	\$0
		\$0	\$0
		\$0	\$0
		\$0	\$0
<b>Total Expenditures Denoted in Object Codes</b>		<b>\$457,103</b>	<b>\$514,532</b>
Transfers		\$0	\$0
Roll Forwards		\$0	\$0
<b>Total Expenditures for Line Item</b>		<b>\$457,103</b>	<b>\$514,532</b>
<b>Total Spending Authority for Line Item</b>		<b>\$493,875</b>	<b>\$554,810</b>
<b>Amount Under/(Over) Expended</b>		<b>\$36,772</b>	<b>\$40,278</b>
Approved Adjustments to FY 2009-10 Appropriation		FTE	Total Funds
Removal of all POTS transfers, Roll-forwards and Restrictions			\$0
Reverse Furlough Adjustment from FY 2009-10			\$0
Budget Amendment BA-02, Statewide 2.5% PERA Impact			\$0
Joint Budget Committee Action			\$0
<b>FY 2010-11 Appropriation</b>		<b>0.0</b>	<b>\$554,810</b>

Colorado Department of Education  
 FY 2011-12 Budget Cycle  
 FY 2009-10 Position and Object Code Detail

(1) Colorado School for the Deaf and the Blind; (A) School Operations, Allocation of State & Fed Categorical

Position Code		Position Type	FTE	FY 2008-09 Expenditures	FTE	FY 2009-10 Expenditures
District 11	Teacher		0.2	\$7,966	0.1	\$5,788
J2A1XX	Teacher Aide		0.0	\$0	0.0	\$1,601
			0.0	\$0	0.0	\$0
<b>Total Full and Part-time Employee Expenditures</b>			<b>0.2</b>	<b>\$7,966</b>	<b>0.1</b>	<b>\$7,389</b>
PERA Contributions			N/A	\$948	N/A	\$994
Medicare			N/A	\$109	N/A	\$107
State Temporary Employees			N/A	\$0	N/A	\$0
Sick and Annual Leave Payouts			0.0	\$0	0.0	\$0
Contract Services (due to vacancy savings)			N/A	\$0	N/A	\$0
Contract Services (budgeted-not due to vacancy savings)			N/A	\$122,738	N/A	\$54,499
Unemployment Insurance			N/A	\$0	N/A	\$0
Other Expenditures (specify as necessary)			N/A	\$0	N/A	\$0
<b>Total Temporary, Contract, and Other Expenditures</b>			<b>0.0</b>	<b>\$123,795</b>	<b>0.0</b>	<b>\$55,600</b>
POTS Expenditures (excluding Salary Survey and			N/A	\$828	N/A	\$668
Roll Forwards for Personal Services			N/A	\$0	N/A	\$0
<b>Subtotal Expenditures for Personal Services</b>			<b>0.2</b>	<b>\$132,589</b>	<b>0.1</b>	<b>\$63,657</b>
Object Code		Object Code Description	FY 2008-09 Expenditures		FY 2009-10 Expenditures	
2230	Equip Maintenance / Repair Services		\$297		\$264	
2232	Software Maintenance Upgrade		\$4,575		\$0	
2253	Rental of Equipment		\$0		\$893	
2510	In-State Travel		\$0		\$251	
2512	In-State Personal Travel Per Diem		\$0		\$206	
2521	Travel		\$305		\$220	
2680	Printing & Reproduction		\$172		\$0	
3110	Other Supplies		\$0		\$108	
3113	Clothing and Uniforms		\$0		\$139	
3114	Custodial & Laundry Supplies		\$66		\$20	
3117	Educational Supplies		\$10,361		\$13,788	
3118	Food and Food Service		\$997		\$1,348	
3119	Lab and Medical		\$1,005		\$828	
3120	Leaning Material/Books/Subscriptions		\$299		\$0	
3121	Office Supplies		\$180		\$142	
3123	Postage		\$0		\$24	
3128	Small Tools and Minor Equipment		\$0		\$1,542	
4140	Dues & Memberships		\$35		\$0	
4170	Misc Fees		\$2,750		\$1,549	
4181	Customer Workshops		\$241		\$8,000	
4193	Client Care - Client Benefits		\$6,263		\$18,300	
<b>Total Expenditures Denoted in Object Codes</b>			<b>\$27,546</b>		<b>\$47,622</b>	
Transfers			\$0		\$0	
Roll Forwards for Operating Expenses			\$0		\$0	
<b>Subtotal Expenditures for Operating Expenses</b>			<b>\$27,546</b>		<b>\$47,622</b>	
<b>Total FTE and Expenditures for Line Item</b>			<b>0.2</b>	<b>\$160,135</b>	<b>0.1</b>	<b>\$111,279</b>
<b>Total Spending Authority for Line Item</b>			<b>0.4</b>	<b>\$192,658</b>	<b>0.4</b>	<b>\$186,693</b>
<b>Amount Under/(Over) Expended</b>			<b>0.2</b>	<b>\$32,523</b>	<b>0.3</b>	<b>\$75,414</b>
<i>This consists of the Federal IDEA and IDEA Preschool amounts estimated at \$140,000 and \$10,000 respectively. The amount is formula driven each year through CDE.</i>						

Approved Adjustments to FY 2009-10 Appropriation	FTE	Total Funds	FTE	Total Funds
Removal of all POTS transfers, Roll-forwards and Restrictions				\$0
Reverse Furlough Adjustment from FY 2009-10				\$0
Budget Amendment BA-02, Statewide 2.5% PERA Impact				(\$158)
Joint Budget Committee Action				(\$36,693)
<b>FY 2010-11 Appropriation</b>	<b>0.4</b>	<b>\$186,693</b>	<b>0.4</b>	<b>\$149,842</b>



Colorado Department of Education  
 FY 2011-12 Budget Cycle  
 FY 2009-10 Position and Object Code Detail

(1) Colorado School for the Deaf and the Blind; (A) School Operations, Medicaid Reimb for Public School Health Serv.

Position Code	Position Type	FTE	FY 2008-09	FTE	FY 2009-10
			Expenditures		Expenditures
H8B3XX	Accounting Tech III	0.1	\$3,988	0.1	\$3,865
C6S1XX	Nurse I	0.0	\$0	0.2	\$10,769
C5L3XX	Therapy Asst III	0.3	\$13,298	0.3	\$14,067
District 11	Occupational Therapist	0.2	\$18,868	0.2	\$20,062
District 11	Physical Therapist	0.4	\$20,768	0.4	\$21,230
<b>Total Full and Part-time Employee Expenditures</b>		<b>1.0</b>	<b>\$56,922</b>	<b>1.2</b>	<b>\$69,993</b>
PERA Contributions		N/A	\$6,640	N/A	\$9,346
Medicare		N/A	\$859	N/A	\$1,032
State Temporary Employees		N/A	\$0	N/A	\$0
Sick and Annual Leave Payouts		0.0	\$0	0.0	\$0
Contract Services (due to vacancy savings)		N/A	\$0	N/A	\$0
Contract Services (budgeted-not due to vacancy savings)		N/A	\$9,514	N/A	\$18,900
Unemployment Insurance		N/A	\$0	N/A	\$0
Other Expenditures (specify as necessary)		N/A	\$0	N/A	\$0
<b>Total Temporary, Contract, and Other Expenditures</b>		<b>0.0</b>	<b>\$17,013</b>	<b>0.0</b>	<b>\$29,278</b>
POTS Expenditures (excluding Salary Survey and Performance-Roll Forwards for Personal Services)		N/A	\$1,490	N/A	\$2,132
<b>Subtotal Expenditures for Personal Services</b>		<b>1.0</b>	<b>\$75,425</b>	<b>1.2</b>	<b>\$101,403</b>
Object Code	Object Code Description		FY 2008-09 Expenditures		FY 2009-10 Expenditures
2253	Rental of Equipment		\$0		\$331
3115	Custodial & Laundry Supply		\$23		\$0
3117	Educational		\$0		\$25
3118	Food and Food Service		\$0		\$52
3119	Lab and Medical		\$1,122		\$3,403

3121	Office Supply	\$317		\$0
4111	Prizes and Awards	\$0		\$55
<b>Total Expenditures Denoted in Object Codes</b>		<b>\$1,462</b>		<b>\$3,866</b>
Transfers		\$0		\$0
Roll Forwards for Operating Expenses		\$0		\$0
<b>Subtotal Expenditures for Operating Expenses</b>		<b>\$1,462</b>		<b>\$3,866</b>

<b>Total FTE and Expenditures for Line Item</b>	<b>1.0</b>	<b>\$76,887</b>	<b>1.2</b>	<b>\$105,269</b>
---	------------	-----------------	------------	------------------

<b>Total Spending Authority for Line Item</b>	<b>1.5</b>	<b>\$85,000</b>	<b>1.5</b>	<b>\$122,234</b>
---	------------	-----------------	------------	------------------

<b>Amount Under/(Over) Expended</b>	<b>0.5</b>	<b>\$8,113</b>	<b>0.3</b>	<b>\$16,965</b>
-------------------------------------	------------	----------------	------------	-----------------

*The timing on the earned Medicaid claim reimbursement versus expenditures in FY10, coupled with the new cost reconciliation method of claiming, left an amount of \$65,219 to roll forward to FY11. The new year's appropriation reflects another estimated amount of \$83,254 making the total for FY11 \$148,473.*

Approved Adjustments to FY 2009-10 Appropriation	FTE	Total Funds	FTE	Total Funds
Removal of all POTS transfers, Roll-forwards and Restrictions				\$0
Reverse Furlough Adjustment from FY 2009-10				\$136
Budget Amendment BA-02, Statewide 2.5% PERA Impact				(\$1,746)
Joint Budget Committee Action				(\$37,370)
<b>FY 2010-11 Appropriation</b>	<b>1.5</b>	<b>\$122,234</b>	<b>1.5</b>	<b>\$83,254</b>

Colorado Department of Education  
 FY 2011-12 Budget Cycle  
 FY 2009-10 Position and Object Code Detail

(1) Colorado School for the Deaf and the Blind; (B) Special Purpose, Fees and Conferences

Position Code	Position Type	FTE	FY 2008-09 Expenditures	FTE	FY 2009-10 Expenditures
D-11	Teachers - presenters	0.0	\$2,000	0.0	\$2,500
		0.0	\$0	0.0	\$0
		0.0	\$0	0.0	\$0
<b>Total Full and Part-time Employee Expenditures</b>		<b>0.0</b>	<b>\$2,000</b>	<b>0.0</b>	<b>\$2,500</b>
PERA Contributions		N/A	\$248	N/A	\$329
Medicare		N/A	\$28	N/A	\$34
State Temporary Employees		N/A	\$0	N/A	\$0
Sick and Annual Leave Payouts		0.0	\$0	0.0	\$0
Contract Services (due to vacancy savings)		N/A	\$0	N/A	\$0
Contract Services (budgeted-not due to vacancy savings)		N/A	\$6,138	N/A	\$4,575
Unemployment Insurance		N/A	\$0	N/A	\$0
Other Expenditures (specify as necessary)		N/A	\$0	N/A	\$0
<b>Total Temporary, Contract, and Other Expenditures</b>		<b>0.0</b>	<b>\$6,414</b>	<b>0.0</b>	<b>\$4,938</b>
POTS Expenditures (excluding Salary Survey and		N/A	\$233	N/A	\$361
Roll Forwards for Personal Services		N/A	\$0	N/A	\$0
<b>Subtotal Expenditures for Personal Services</b>		<b>0.0</b>	<b>\$8,647</b>	<b>0.0</b>	<b>\$7,799</b>
Object Code	Object Code Description		FY 2008-09 Expenditures		FY 2009-10 Expenditures
2170	Trash Disposal Service		\$0		\$0
2252	Rental/ Lease Motor Pool Vehicles		\$514		\$0
2253	Rental of Equipment		\$542		\$0
2259	Parking Fees Reimbursement		\$64		\$0
2520	In-State Travel/ Non-Employee		\$200		\$0
2522	IS/Non=Employee Personal Per Diem		\$0		\$170
2541	OS/Non-Employee Common Carier		\$0		\$609
2543	OS/Non-Employee Pers Veh Reimb		\$0		\$44
2610	Advertising		\$45		\$0
2680	Printing and Reproduction		\$515		\$0
3110	Other Supplies		\$161		\$0
3114	Custodial and Laundry		\$2,558		\$0
3115	Data Processing Supplies		\$0		\$0
3117	Educational Material		\$5,913		\$2,879
3118	Food and Food Service		\$3,931		\$502
3121	Office Supplies		\$2,032		\$0
3123	Postage		\$0		\$32
3126	Repair and Maintenance		\$389		\$0
3128	Small Tools and Minor Equipment		\$0		\$259
4170	Miscellaneous Fines and Fees		\$13		\$77
4180	Official Functions		\$14,018		\$0
4181	Customer Workshops		\$37,488		\$3,184
<b>Total Expenditures Denoted in Object Codes</b>			<b>\$68,383</b>		<b>\$7,756</b>
Transfers			\$0		\$0
Roll Forwards for Operating Expenses			\$0		\$0
<b>Subtotal Expenditures for Operating Expenses</b>			<b>\$68,383</b>		<b>\$7,756</b>
<b>Total FTE and Expenditures for Line Item</b>		<b>0.0</b>	<b>\$77,030</b>	<b>0.0</b>	<b>\$15,555</b>
<b>Total Spending Authority for Line Item</b>		<b>0.0</b>	<b>\$120,000</b>	<b>0.0</b>	<b>\$120,000</b>
<b>Amount Under/(Over) Expended</b>		<b>0.0</b>	<b>\$42,970</b>	<b>0.0</b>	<b>\$104,445</b>
<i>The economy did not allow for all the desired conferences in FY10.</i>					

--

Approved Adjustments to FY 2009-10 Appropriation	FTE	Total Funds	FTE	Total Funds
Removal of all POTS transfers, Roll-forwards and Restrictions				\$0
Reverse Furlough Adjustment from FY 2009-10				\$0
Budget Amendment BA-02, Statewide 2.5% PERA Impact				\$0
Joint Budget Committee Action				\$0
<b>FY 2010-11 Appropriation</b>	<b>0.0</b>	<b>\$120,000</b>	<b>0.0</b>	<b>\$120,000</b>

Colorado Department of Education  
 FY 2011-12 Budget Cycle  
 FY 2009-10 Position and Object Code Detail

(1) Colorado School for the Deaf and the Blind; (B) Special Purpose, funds transferred from school districts

Position Code	Position Type	FTE	FY 2008-09 Expenditures	FTE	FY 2009-10 Expenditures
J2A1XX	Teacher Aide	2.2	\$82,729	2.4	\$100,084
District 11	Teacher	0.0	\$822	0.0	\$5,783
various	Family Learning Retreat	0.0	\$0	0.0	\$4,269
		0.0	\$0	0.0	\$0
<b>Total Full and Part-time Employee Expenditures</b>		<b>2.2</b>	<b>\$83,551</b>	<b>2.4</b>	<b>\$110,136</b>
PERA Contributions		N/A	\$12,452	N/A	\$17,671
Medicare		N/A	\$1,263	N/A	\$1,589
State Temporary Employees		N/A	\$0	N/A	\$0
Sick and Annual Leave Payouts		0.0	\$0	0.0	\$0
Contract Services (due to vacancy savings)		N/A	\$0	N/A	\$0
Contract Services (budgeted - not due to vacancy savings)		N/A	\$23,596	N/A	\$25,863
Unemployment Insurance		N/A	\$0	N/A	\$0
Other Expenditures (specify as necessary)		N/A	\$0	N/A	\$0
<b>Total Temporary, Contract, and Other Expenditures</b>		<b>0.0</b>	<b>\$37,311</b>	<b>0.0</b>	<b>\$45,123</b>
POTS Expenditures (excluding Salary Survey and Performance-Roll Forwards for Personal Services)		N/A	\$2,756	N/A	\$5,221
Roll Forwards for Personal Services		N/A	\$0	N/A	\$0
<b>Subtotal Expenditures for Personal Services</b>		<b>2.2</b>	<b>\$123,618</b>	<b>2.4</b>	<b>\$160,480</b>
Object Code	Object Code Description		FY 2008-09 Expenditures		FY 2009-10 Expenditures
2230	Equip Maintenance/ Repair		\$0		\$0
2232	IT Software Maint/ Upgrades		\$0		\$0
2240	Motor Vehicle Maint/ Repair		\$0		\$0
2252	Rental Motor Pool Mileage Charge		\$6,452		\$0
2253	Rental of Equipment		\$0		\$395
2510	In-State Travel		\$2,758		\$2,238
2512	In-State Personal Travel Per Diem		\$2,688		\$1,608
2513	In-State Personal Vehicle Reimbursement		\$4,329		\$1,994
2520	In-State Travel/ Non-Employee		\$485		\$3,972
2521	In-State /Non-Employee Common Carrier		\$67		\$0
2522	In-State/Non-Employee Personal Per Diem		\$118		\$1,359
2523	In-State/Non-Employee Personal Veh. Reimb		\$4,419		\$4,592
2680	Printing and Reproduction		\$0		\$544
2681	Photocopy Reimbursements		\$67		\$0
2810	Freight		\$270		\$0
3114	Custodial and Laundry		\$2,960		\$7,892
3115	Data Processing Supplies		\$3,750		\$22,810
3116	Purchase / Lease of Software		\$15,030		\$3,304
3117	Educational Supplies		\$55,001		\$27,843
3118	Food and Food Service		\$1,093		\$3,412
3119	Lab and Medical		\$12,560		\$0
3120	Learning Materials, Books, Subscriptions		\$367		\$0
3121	Office Supplies		\$4,942		\$2,195
3122	Photographic Supplies		\$0		\$776
3123	Postage		\$71		\$0
3126	Repair and Maintenance		\$9,594		\$19,477
3128	Small Tools and Minor Equipment		\$0		\$5,587
3140	Noncapital IT - PCs		\$1,158		\$8,399
3143	Noncapital IT - other		\$1,699		\$0
3950	Gasoline		\$0		\$919
4181	Customer Workshops		\$0		\$1,973
6212	IT Servers - Direct Purchase		\$13,436		\$0
6250	Library Materials - Direct Purchase		\$222,376		\$239,862
<b>Total Expenditures Denoted in Object Codes</b>			<b>\$365,690</b>		<b>\$361,151</b>
Transfers			\$0		\$0
Roll Forwards for Operating Expenses			\$0		\$0
<b>Subtotal Expenditures for Operating Expenses</b>			<b>\$365,690</b>		<b>\$361,151</b>
<b>Total FTE and Expenditures for Line Item</b>		<b>2.2</b>	<b>\$489,308</b>	<b>2.4</b>	<b>\$521,631</b>
<b>Total Spending Authority for Line Item</b>		<b>2.8</b>	<b>\$489,310</b>	<b>5.4</b>	<b>\$1,024,836</b>

<b>Amount Under/(Over) Expended</b>	<b>0.6</b>	<b>\$2</b>	<b>3.0</b>	<b>\$503,205</b>

Approved Adjustments to FY 2009-10 Appropriation	FTE	Total Funds	FTE	Total Funds
Removal of all POTS transfers, Roll-forwards and Restrictions				\$0
Reverse Furlough Adjustment from FY 2009-10				\$0
Budget Amendment BA-02, Statewide 2.5% PERA Impact				(\$2,754)
Joint Budget Committee Action				\$0
<b>FY 2010-11 Appropriation</b>	<b>5.4</b>	<b>\$1,024,836</b>	<b>5.4</b>	<b>\$1,022,082</b>

Colorado Department of Education  
 FY 2011-12 Budget Cycle  
 FY 2009-10 Position and Object Code Detail

(1) Colorado School for the Deaf and the Blind; (B) Special Purpose, Tuition from Out-of-State Students

Object Code	Object Code Description	FY 2008-09 Expenditures	FY 2009-10 Expenditures
1920	Personal Services - Professional	\$2,070	\$2,610
2232	Software Maintenance Upgrade	\$0	\$497
2253	Rental of Equipment	\$890	\$0
2820	Other Purchased Services	\$0	\$180
3115	Data Processing Supplies	\$24,515	\$23,260
3117	Educational Supplies	\$3,523	\$8,891
3118	Food and Food Service	\$34	\$0
3119	Medical Laboratory and Supplies	\$0	\$0
3120	Books/ Periodicals/ Subscriptions	\$1,252	\$1,246
3121	Office Supplies	\$1,453	\$0
3126	Repair and Maintenance Supplies	\$19,404	\$8,070
3140	Noncap IT - PCs	\$0	\$4,579
4170	Miscellaneous Fees and Fines	\$95	\$0
6210	IT Capital Asset - Direct Purchase	\$0	\$5,852
<b>Total Expenditures Denoted in Object Codes</b>		<b>\$53,236</b>	<b>\$55,185</b>
Transfers		\$0	\$0
Roll Forwards		\$0	\$0
<b>Total Expenditures for Line Item</b>		<b>\$53,236</b>	<b>\$55,185</b>

<b>Total Spending Authority for Line Item</b>	<b>\$53,236</b>	<b>\$200,000</b>
---	-----------------	------------------

<b>Amount Under/(Over) Expended</b>	<b>\$0</b>	<b>\$144,815</b>
-------------------------------------	------------	------------------

*The allocation of \$200,000 per year allows up to four out-of-state students to attend CSDB by paying tuition. In FY10 there was only one full year student which generated \$55,186 in payments to CSDB. Each year could be different which is why the appropriation remains at \$200,000 per year.*

Approved Adjustments to FY 2009-10 Appropriation	FTE	Total Funds	FTE	Total Funds
Removal of all POTS transfers, Roll-forwards and Restrictions				\$0
Reverse Furlough Adjustment from FY 2009-10				\$0
Budget Amendment BA-02, Statewide 2.5% PERA Impact				\$0
Joint Budget Committee Action				\$0
<b>FY 2010-11 Appropriation</b>	<b>0.0</b>	<b>\$200,000</b>	<b>0.0</b>	<b>\$200,000</b>

Colorado Department of Education  
 FY 2011-12 Budget Cycle  
 FY 2009-10 Position and Object Code Detail

(1) Colorado School for the Deaf and the Blind; (B) Special Purpose, Summer Olympics Housing

Object Code	Object Code Description	FY 2008-09 Expenditures	FY 2009-10 Expenditures
3114	Custodial and Laundry Supplies	\$840	\$0
		\$0	\$0
		\$0	\$0
		\$0	\$0
		\$0	\$0
		\$0	\$0
		\$0	\$0
		\$0	\$0
		\$0	\$0
<b>Total Expenditures Denoted in Object Codes</b>		<b>\$840</b>	<b>\$0</b>
Transfers		\$0	\$0
Roll Forwards		\$0	\$0
<b>Total Expenditures for Line Item</b>		<b>\$840</b>	<b>\$0</b>

<b>Total Spending Authority for Line Item</b>	<b>\$10,000</b>		<b>\$10,000</b>
---	-----------------	--	-----------------

<b>Amount Under/(Over) Expended</b>	<b>\$9,160</b>		<b>\$10,000</b>
-------------------------------------	----------------	--	-----------------

--	--	--

Approved Adjustments to FY 2009-10 Appropriation	FTE	Total Funds	FTE	Total Funds
Removal of all POTS transfers, Roll-forwards and Restrictions				\$0
Reverse Furlough Adjustment from FY 2009-10				\$0
Budget Amendment BA-02, Statewide 2.5% PERA Impact				\$0
Joint Budget Committee Action				\$0
<b>FY 2010-11 Appropriation</b>	<b>0.0</b>	<b>\$10,000</b>	<b>0.0</b>	<b>\$10,000</b>



Colorado Department of Education  
 FY 2011-12 Budget Cycle  
 FY 2009-10 Position and Object Code Detail

(1) Colorado School for the Deaf and the Blind; (B) Special Purpose, Grants

Position Code	Position Type	FTE	FY 2008-09 Expenditures	FTE	FY 2009-10 Expenditures
G3A2TX	Admin Asst I	0.0	\$0	0.0	\$38
G3A3XX	Admin Asst II	1.0	\$29,916	1.0	\$29,723
G3A4XX	Admin Asst III	1.0	\$36,436	1.0	\$35,612
H4R1XX	Program Asst I	2.0	\$91,249	1.9	\$86,091
At-Will	Consultant- Colo Home Intervention Program	0.8	\$32,971	0.4	\$19,048
At-Will	Deaf Early Literacy Development Initiative	0.3	\$17,183	0.3	\$17,036
At-Will	Interpreter	0.7	\$38,513	0.0	\$0
District 11	Teacher	0.6	\$73,546	0.6	\$85,185
C6R1TX	HCT I	0.0	\$2,372	0.0	\$0
J2A1XX	Teacher Aide	0.0	\$6,588	0.0	\$6,532
District 11	various for CADI workshop	0.0	\$13,430	0.0	\$0
various	various classified & at-will, CADI workshop	0.0	\$4,540	0.0	\$1,221
NA	student work study	0.0	\$69,749	0.0	\$89,019
District 11	Counselor	0.0	\$305	0.0	\$0
H8B2XX	Accounting Tech II	0.0	\$479	0.0	\$112
H8B3XX	Accounting Tech III	0.0	\$2,089	0.0	\$0
<b>Total Full and Part-time Employee Expenditures</b>		<b>6.4</b>	<b>\$419,366</b>	<b>5.2</b>	<b>\$369,617</b>
PERA Contributions		N/A	\$41,685	N/A	\$33,591
Medicare		N/A	\$4,468	N/A	\$3,662
Contract Services (budgeted - not due to vacancy savings)		N/A	\$132,141	N/A	\$59,676
Unemployment Insurance		N/A	\$0	N/A	\$0
Other Expenditures (specify as necessary)		N/A	\$0	N/A	\$0
<b>Total Temporary, Contract, and Other Expenditures</b>		<b>0.0</b>	<b>\$178,294</b>	<b>0.0</b>	<b>\$96,929</b>
POTS Expenditures (excluding Salary Survey and		N/A	\$37,433	N/A	\$44,510
Roll Forwards for Personal Services		N/A	\$0	N/A	\$0
<b>Subtotal Expenditures for Personal Services</b>		<b>6.4</b>	<b>\$635,093</b>	<b>5.2</b>	<b>\$511,056</b>
Object Code	Object Code Description		FY 2008-09 Expenditures		FY 2009-10 Expenditures
2230	Equip Maintenance / Repair		\$4,500		\$7,290
2232	IT Software Maint/Upgrades		\$8,502		\$4,632
2250	Miscellaneous Rentals		\$40		\$645
2253	Rental of Equipment		\$2,139		\$1,744
2255	Rental of Buildings		\$0		\$785
2259	Parking Fee Reimbursement		\$59		\$167
2510	In-State Travel		\$5,090		\$2,963
2511	In-State Common Carrier		\$702		\$0
2512	In-State Personal Travel Per Diem		\$2,701		\$1,119
2513	In-State Personal Vehicle Reimbursement		\$33,561		\$39,837
2520	In-State Travel/ Non-Employee		\$37		\$229
2521	In-State/ Non-Employee Common Carrier		\$651		\$409
2523	In-State/ Non-Employee Pers Veh Reimb		\$3,041		\$1,297
2530	Out-Of-State Travel		\$4,160		\$1,981
2531	Common Carrier Fees		\$3,243		\$1,754
2532	Personal Travel Per Diem		\$1,474		\$843
2630	Communication Serv. from Div of Telecom		\$712		\$0
2631	Communication Services /Outside Sources		\$299		\$0
2680	Printing and Reproduction		\$320		\$6,136
2681	Photocopy Reimbursements		\$300		\$81
2810	Freight		\$180		\$0
3113	Clothing and Uniforms		\$326		\$0
3114	Custodial and Laundry		\$27		\$38
3115	Data Processing Supplies		\$1,409		\$74
3116	Noncap IT - Purchased Software		\$2,651		\$1,501
3117	Educational Supplies		\$19,997		\$13,977

3118	Food and Food Service	\$6,773		\$4,159
3119	Lab and Medical Supplies	\$10,000		\$10,000
3120	Learning Materials, Books, Subscriptions	\$17,351		\$15,095
3121	Office Supplies	\$3,924		\$11,835
3123	Postage	\$1,665		\$362
3124	Printing and Copying Supplies	\$377		\$0
3126	Repair and Maintenance	\$781		\$0
3128	Small Tools and Minor Equipment	\$0		\$0
3140	Noncap IT - PCs	\$2,316		\$35
4140	Dues and Memberships	\$35		\$2,010
4170	Miscellaneous Fees and Fines	\$203		\$95
4180	Official Functions	\$927		\$1,030
4181	Customer Workshops	\$35		\$12
6250	Library Materials - Direct Purchase	\$107,909		\$109,010
6280	Other Capital Equipment - Direct Purchase	\$16,995		\$0
<b>Total Expenditures Denoted in Object Codes</b>		<b>\$265,412</b>		<b>\$241,145</b>
Transfers		\$0		\$0
Roll Forwards for Operating Expenses		\$0		\$0
<b>Subtotal Expenditures for Operating Expenses</b>		<b>\$265,412</b>		<b>\$241,145</b>

<b>Total FTE and Expenditures for Line Item</b>	<b>6.4</b>	<b>\$900,505</b>	<b>5.2</b>	<b>\$752,201</b>
---	------------	------------------	------------	------------------

<b>Total Spending Authority for Line Item</b>	<b>9.0</b>	<b>\$970,994</b>	<b>9.0</b>	<b>\$854,906</b>
---	------------	------------------	------------	------------------

<b>Amount Under/(Over) Expended</b>	<b>2.6</b>	<b>\$70,489</b>	<b>3.8</b>	<b>\$102,705</b>
-------------------------------------	------------	-----------------	------------	------------------

*The unspent amount of \$102,705 in FY10 consists of \$47,345 in the NCLB, Deafblind and Historical Society grants that will roll forward into FY11 and \$55,360 in other grants that were reverted. The FY11 Long Bill appropriation was \$1,397,079 which is close to the prior year because it is only a maximum amount and dependent on CSDB getting the grants. The total FY10 amount of \$854,906 in grants awarded, excluding ARRA, was \$548,702 less than the maximum amount of potential grants on the Long Bill.*

Approved Adjustments to FY 2009-10 Appropriation	FTE	Total Funds	FTE	Total Funds
Removal of all POTS transfers, Roll-forwards and Restrictions				\$0
Reverse Furlough Adjustment from FY 2009-10				\$5,380
Budget Amendment BA-02, Statewide 2.5% PERA Impact				(\$6,529)
Joint Budget Committee Action				\$543,322
<b>FY 2010-11 Appropriation</b>	<b>9.0</b>	<b>\$854,906</b>	<b>9.0</b>	<b>\$1,397,079</b>