


COLORADO DEPARTMENT OF EDUCATION
 FULL-TIME EQUIVALENCE (F.T.E.), AVERAGE SALARY, AND AVERAGE EXPERIENCE
 OF PROGRAM COORD./SUPERVISOR (107,108)
 LEVEL OF EDUCATION

DISTRICT NAME	AVERAGE DAILY RATE	AVERAGE SALARY	FTE	AVERAGE AGE	LEVEL OF EDUCATION			TEACHING EXPERIENCE		EDUCATION EXPERIENCE	
					% LESS THAN BA	% BA	% MA OR HIGHER	INSTATE	OUT-OF-STATE	INSTATE	OUT-OF-STATE
SETTING: Denver Metro											
ADAMS											
MAPLETON 1	352.16	73,954	2.9	58	0.0	0.0	100.0	21.00	0.67	29.00	0.67
ADAMS 12 FIVE STAR SCHOOLS	311.98	65,203	6.6	44	0.0	16.7	83.3	2.50	3.17	9.67	3.67
ADAMS COUNTY 14	0.00	0	0.0	0	0.0	0.0	0.0	0.00	0.00	0.00	0.00
BRIGHTON 27J	0.00	0	0.0	0	0.0	0.0	0.0	0.00	0.00	0.00	0.00
WESTMINSTER 50	351.26	74,467	4.2	46	0.0	50.0	50.0	14.00	0.50	19.25	3.00
ARAPAHOE											
ENGLEWOOD 1	376.68	69,683	0.7	42	0.0	0.0	100.0	0.00	0.00	13.00	2.00
SHERIDAN 2	0.00	0	0.0	0	0.0	0.0	0.0	0.00	0.00	0.00	0.00
CHERRY CREEK 5	435.76	100,225	8.0	55	0.0	50.0	50.0	6.13	1.25	17.38	1.63
LITTLETON 6	325.39	82,975	9.0	47	0.0	22.2	77.8	9.33	4.00	10.33	6.11
ADAMS-ARAPAHOE 28J	283.50	73,710	3.0	48	0.0	33.3	66.7	1.33	1.67	1.33	1.67
BOULDER											
ST VRAIN VALLEY RE 1J	374.31	87,215	3.7	58	0.0	25.0	75.0	14.00	0.00	16.50	0.00
BOULDER VALLEY RE 2	286.10	70,095	2.0	52	0.0	0.0	100.0	18.50	1.00	18.50	1.00
DENVER											
DENVER COUNTY 1	325.25	71,880	40.0	47	59.6	10.6	29.8	2.49	0.11	2.96	0.11
DOUGLAS											
DOUGLAS COUNTY RE 1	301.12	69,257	8.1	46	11.1	66.7	22.2	1.33	2.00	1.33	2.00
JEFFERSON											
JEFFERSON COUNTY R-1	278.82	63,849	18.7	47	29.2	29.2	41.7	3.04	0.25	4.42	0.25
SETTING: Urban-Suburban											
EL PASO											
HARRISON 2	278.22	58,426	16.3	48	16.7	50.0	33.3	2.89	0.50	2.94	0.50
WIDEFIELD 3	280.95	55,626	0.8	39	0.0	0.0	100.0	10.00	2.00	12.00	2.00
FOUNTAIN 8	345.57	74,298	2.0	38	0.0	0.0	100.0	5.00	3.00	5.00	3.00
COLORADO SPRINGS 11	348.09	78,320	12.5	51	15.4	0.0	84.6	1.54	0.00	6.85	0.00
CHEYENNE MOUNTAIN 12	0.00	0	0.0	0	0.0	0.0	0.0	0.00	0.00	0.00	0.00
MANITOU SPRINGS 14	263.52	54,020	2.0	50	0.0	0.0	100.0	14.00	7.00	14.00	7.00
ACADEMY 20	314.49	70,759	5.4	53	0.0	28.6	71.4	3.57	0.86	6.57	1.29
LEWIS-PALMER 38	356.18	69,098	3.9	47	0.0	0.0	100.0	0.00	0.00	0.00	0.00
FALCON 49	295.59	57,049	4.8	52	0.0	40.0	60.0	8.60	4.00	10.60	4.00
LARIMER											
POUDRE R-1	302.51	67,460	5.2	46	33.3	16.7	50.0	1.67	1.67	1.83	1.67
THOMPSON R-2J	165.79	43,105	2.8	38	50.0	25.0	25.0	0.00	0.00	4.75	0.00
MESA											
MESA COUNTY VALLEY 51	277.10	72,047	14.1	48	18.2	9.1	72.7	10.23	2.68	14.61	4.50
PUEBLO											
PUEBLO CITY 60	318.97	67,941	3.3	47	0.0	25.0	75.0	7.50	0.00	13.00	0.00
PUEBLO COUNTY RURAL 70	254.90	47,157	1.9	48	0.0	0.0	100.0	9.00	1.33	23.33	1.33
WELD											
GREELEY 6	293.34	76,269	15.3	47	8.7	21.7	69.6	0.57	2.43	7.13	3.65


COLORADO DEPARTMENT OF EDUCATION
 FULL-TIME EQUIVALENCE (F.T.E.), AVERAGE SALARY, AND AVERAGE EXPERIENCE
 OF PROGRAM COORD./SUPERVISOR (107,108)
 LEVEL OF EDUCATION

DISTRICT NAME	AVERAGE DAILY RATE	AVERAGE SALARY	FTE	AVERAGE AGE	LEVEL OF EDUCATION			TEACHING EXPERIENCE		EDUCATION EXPERIENCE		
					% LESS THAN BA	% BA	% MA OR HIGHER	INSTATE	OUT-OF-STATE	INSTATE	OUT-OF-STATE	
SETTING: Outlying City												
ALAMOSA												
ALAMOSA RE-11J	0.00	0	0.0	0	0.0	0.0	0.0	0.00	0.00	0.00	0.00	
FREMONT												
CANON CITY RE-1	0.00	0	0.0	0	0.0	0.0	0.0	0.00	0.00	0.00	0.00	
GARFIELD												
ROARING FORK RE-1	167.26	30,776	10.3	43	30.0	20.0	50.0	1.50	0.50	3.90	0.50	
LA PLATA												
DURANGO 9-R	177.96	46,447	1.0	50	0.0	0.0	100.0	0.00	0.00	0.00	0.00	
LAS ANIMAS												
TRINIDAD 1	197.32	51,500	1.0	55	0.0	100.0	0.0	31.00	0.00	33.00	0.00	
LOGAN												
VALLEY RE-1	167.30	31,788	1.9	47	0.0	50.0	50.0	13.00	0.00	13.00	0.00	
MOFFAT												
MOFFAT COUNTY RE:NO 1	207.90	38,254	5.7	47	0.0	0.0	100.0	8.36	5.21	8.93	5.21	
MONTEZUMA												
MONTEZUMA-CORTEZ RE-1	241.32	43,196	1.0	56	0.0	100.0	0.0	19.00	1.00	21.00	1.00	
MONTROSE												
MONTROSE COUNTY RE-1J	141.67	26,917	5.3	47	0.0	100.0	0.0	0.67	0.00	0.67	0.00	
MORGAN												
FORT MORGAN RE-3	163.72	32,745	5.9	44	83.3	0.0	16.7	8.50	0.00	10.33	0.00	
OTERO												
EAST OTERO R-1	213.79	47,247	1.0	29	0.0	0.0	100.0	4.00	0.00	5.00	0.00	
PROWERS												
LAMAR RE-2	197.49	39,496	0.4	58	0.0	0.0	100.0	21.00	0.00	21.00	0.00	
ROUTT												
STEAMBOAT SPRINGS RE-2	347.97	82,818	1.0	40	0.0	0.0	100.0	4.00	9.00	4.00	10.00	
SETTING: Outlying Town												
ADAMS												
BENNETT 29J	0.00	0	0.0	0	0.0	0.0	0.0	0.00	0.00	0.00	0.00	
ARCHULETA												
ARCHULETA COUNTY 50 JT	229.26	43,560	1.8	50	0.0	50.0	50.0	12.00	6.50	14.00	6.50	
BACA												
SPRINGFIELD RE-4	0.00	0	0.0	0	0.0	0.0	0.0	0.00	0.00	0.00	0.00	
BENT												
LAS ANIMAS RE-1	104.16	19,165	0.3	44	0.0	100.0	0.0	18.00	0.00	18.00	0.00	
CHAFFEE												
BUENA VISTA R-31	265.10	39,500	2.0	38	0.0	100.0	0.0	5.50	0.00	5.50	0.00	
SALIDA R-32	178.54	31,067	3.4	55	0.0	40.0	60.0	12.40	4.80	12.40	4.80	
CHEYENNE												
CHEYENNE COUNTY RE-5	0.00	0	0.0	0	0.0	0.0	0.0	0.00	0.00	0.00	0.00	
CLEAR CREEK												
CLEAR CREEK RE-1	255.75	49,362	0.7	53	0.0	0.0	100.0	30.00	0.00	30.00	0.00	
CROWLEY												
CROWLEY COUNTY RE-1-J	0.00	0	0.0	0	0.0	0.0	0.0	0.00	0.00	0.00	0.00	




COLORADO DEPARTMENT OF EDUCATION
 FULL-TIME EQUIVALENCE (F.T.E.), AVERAGE SALARY, AND AVERAGE EXPERIENCE
 OF PROGRAM COORD./SUPERVISOR (107,108)
 LEVEL OF EDUCATION

DISTRICT NAME	AVERAGE DAILY RATE	AVERAGE SALARY	FTE	AVERAGE AGE	LEVEL OF EDUCATION			TEACHING EXPERIENCE		EDUCATION EXPERIENCE	
					% LESS THAN BA	% BA	% MA OR HIGHER	INSTATE	OUT-OF-STATE	INSTATE	OUT-OF-STATE
SETTING: Outlying Town (CONT.)											
DELTA											
DELTA COUNTY 50(J)	251.35	50,270	4.5	52	0.0	33.3	66.7	14.67	0.00	15.78	0.00
EAGLE											
EAGLE COUNTY RE 50	418.62	85,817	1.0	48	0.0	0.0	100.0	12.00	7.00	18.00	7.00
FREMONT											
FLORENCE RE-2	149.20	35,808	1.0	40	100.0	0.0	0.0	0.00	0.00	0.00	0.00
GARFIELD											
GARFIELD RE-2	317.88	82,648	2.8	41	0.0	0.0	100.0	8.00	3.33	10.00	3.33
GRAND											
WEST GRAND 1-JT.	0.00	0	0.0	0	0.0	0.0	0.0	0.00	0.00	0.00	0.00
EAST GRAND 2	0.00	0	0.0	0	0.0	0.0	0.0	0.00	0.00	0.00	0.00
GUNNISON											
GUNNISON WATERSHED RE1J	288.72	62,075	2.0	41	0.0	0.0	100.0	4.33	6.67	5.33	8.00
HUERFANO											
HUERFANO RE-1	0.00	0	0.0	0	0.0	0.0	0.0	0.00	0.00	0.00	0.00
KIT CARSON											
BURLINGTON RE-6J	0.00	0	0.0	0	0.0	0.0	0.0	0.00	0.00	0.00	0.00
LAKE											
LAKE COUNTY R-1	0.00	0	0.0	0	0.0	0.0	0.0	0.00	0.00	0.00	0.00
LA PLATA											
BAYFIELD 10 JT-R	195.16	33,959	0.6	41	0.0	0.0	100.0	2.00	13.00	2.00	13.00
LARIMER											
PARK (ESTES PARK) R-3	273.96	58,079	2.0	40	0.0	50.0	50.0	4.50	0.00	7.00	0.00
LINCOLN											
LIMON RE-4J	0.00	0	0.0	0	0.0	0.0	0.0	0.00	0.00	0.00	0.00
MORGAN											
BRUSH RE-2(J)	263.33	59,250	1.0	32	0.0	100.0	0.0	8.00	0.00	9.00	0.00
OTERO											
ROCKY FORD R-2	0.00	0	0.0	0	0.0	0.0	0.0	0.00	0.00	0.00	0.00
FOWLER R-4J	0.00	0	0.0	0	0.0	0.0	0.0	0.00	0.00	0.00	0.00
PHILLIPS											
HOLYOKE RE-1J	0.00	0	0.0	0	0.0	0.0	0.0	0.00	0.00	0.00	0.00
PITKIN											
ASPEN 1	410.27	75,900	1.0	50	0.0	0.0	100.0	18.00	6.00	21.00	6.00
RIO BLANCO											
MEEKER RE1	0.00	0	0.0	0	0.0	0.0	0.0	0.00	0.00	0.00	0.00
RANGELY RE-4	0.00	0	0.0	0	0.0	0.0	0.0	0.00	0.00	0.00	0.00
RIO GRANDE											
DEL NORTE C-7	0.00	0	0.0	0	0.0	0.0	0.0	0.00	0.00	0.00	0.00
MONTE VISTA C-8	140.69	32,781	1.0	65	0.0	0.0	100.0	9.00	4.00	9.00	4.00
ROUTT											
HAYDEN RE-1	0.00	0	0.0	0	0.0	0.0	0.0	0.00	0.00	0.00	0.00
SAGUACHE											
CENTER 26 JT	227.66	39,841	4.1	42	0.0	40.0	60.0	11.20	0.00	12.10	0.00
SAN MIGUEL											
TELLURIDE R-1	0.00	0	0.0	0	0.0	0.0	0.0	0.00	0.00	0.00	0.00



COLORADO DEPARTMENT OF EDUCATION
 FULL-TIME EQUIVALENCE (F.T.E.), AVERAGE SALARY, AND AVERAGE EXPERIENCE
 OF PROGRAM COORD./SUPERVISOR (107,108)
 LEVEL OF EDUCATION

DISTRICT NAME	AVERAGE DAILY RATE	AVERAGE SALARY	FTE	AVERAGE AGE	LEVEL OF EDUCATION			TEACHING EXPERIENCE		EDUCATION EXPERIENCE	
					% LESS THAN BA	% BA	% MA OR HIGHER	INSTATE	OUT-OF-STATE	INSTATE	OUT-OF-STATE
SETTING: Outlying Town (CONT.)											
SEDGWICK											
JULESBURG RE-1	0.00	0	0.0	0	0.0	0.0	0.0	0.00	0.00	0.00	0.00
SUMMIT											
SUMMIT RE-1	244.44	44,243	4.1	44	0.0	100.0	0.0	1.83	5.50	1.83	5.50
TELLER											
WOODLAND PARK RE-2	322.94	58,775	3.0	48	20.0	0.0	80.0	13.20	0.20	14.40	4.60
WASHINGTON											
AKRON R-1	136.28	24,666	1.9	52	25.0	50.0	25.0	13.00	0.00	16.25	0.00
WELD											
WELD COUNTY RE-1	169.65	44,109	3.0	49	66.7	33.3	0.0	0.00	0.00	0.00	0.00
EATON RE-2	217.58	42,211	1.5	45	0.0	0.0	100.0	19.50	0.00	21.50	0.00
WINDSOR RE-4	0.00	0	0.0	0	0.0	0.0	0.0	0.00	0.00	0.00	0.00
JOHNSTOWN-MILLIKEN RE-5J	0.00	0	0.0	0	0.0	0.0	0.0	0.00	0.00	0.00	0.00
PLATTE VALLEY RE-7	281.16	56,232	1.0	48	0.0	0.0	100.0	27.00	0.00	27.00	0.00
WELD COUNTY S/D RE-8	304.79	67,054	5.1	38	0.0	30.0	70.0	3.20	1.30	6.20	2.10
AULT-HIGHLAND RE-9	196.65	42,674	1.1	53	100.0	0.0	0.0	0.00	0.00	4.00	0.00
YUMA											
YUMA 1	0.00	0	0.0	0	0.0	0.0	0.0	0.00	0.00	0.00	0.00
WRAY RD-2	0.00	0	0.0	0	0.0	0.0	0.0	0.00	0.00	0.00	0.00
IDALIA RJ-3	0.00	0	0.0	0	0.0	0.0	0.0	0.00	0.00	0.00	0.00
LIBERTY J-4	0.00	0	0.0	0	0.0	0.0	0.0	0.00	0.00	0.00	0.00
COLORADO BOCES											
UTE PASS BOCES	0.00	0	0.0	0	0.0	0.0	0.0	0.00	0.00	0.00	0.00
SETTING: Rural											
ADAMS											
STRASBURG 31J	0.00	0	0.0	0	0.0	0.0	0.0	0.00	0.00	0.00	0.00
ALAMOSA											
SANGRE DE CRISTO RE-22J	179.36	26,014	0.2	45	0.0	100.0	0.0	10.00	0.00	10.00	0.00
ARAPAHOE											
DEER TRAIL 26J	0.00	0	0.0	0	0.0	0.0	0.0	0.00	0.00	0.00	0.00
BYERS 32J	0.00	0	0.0	0	0.0	0.0	0.0	0.00	0.00	0.00	0.00
BACA											
WALSH RE-1	130.04	22,760	0.2	28	0.0	100.0	0.0	7.00	1.00	7.00	1.00
PRITCHETT RE-3	0.00	0	0.0	0	0.0	0.0	0.0	0.00	0.00	0.00	0.00
VILAS RE-5	163.01	28,691	2.0	54	0.0	50.0	50.0	11.50	3.00	11.50	1.50
CAMPO RE-6	0.00	0	0.0	0	0.0	0.0	0.0	0.00	0.00	0.00	0.00
BENT											
MC CLAVE RE-2	0.00	0	0.0	0	0.0	0.0	0.0	0.00	0.00	0.00	0.00
CHEYENNE											
KIT CARSON R-1	0.00	0	0.0	0	0.0	0.0	0.0	0.00	0.00	0.00	0.00
CONEJOS											
NORTH CONEJOS RE-1J	216.48	37,235	1.0	44	0.0	100.0	0.0	14.00	0.00	17.00	0.00
SANFORD 6J	0.00	0	0.0	0	0.0	0.0	0.0	0.00	0.00	0.00	0.00
SOUTH CONEJOS RE-10	339.87	52,000	1.0	35	0.0	0.0	100.0	13.00	0.00	13.00	0.00




COLORADO DEPARTMENT OF EDUCATION
 FULL-TIME EQUIVALENCE (F.T.E.), AVERAGE SALARY, AND AVERAGE EXPERIENCE
 OF PROGRAM COORD./SUPERVISOR (107,108)
 LEVEL OF EDUCATION

DISTRICT NAME	AVERAGE DAILY RATE	AVERAGE SALARY	FTE	AVERAGE AGE	LEVEL OF EDUCATION			TEACHING EXPERIENCE		EDUCATION EXPERIENCE	
					% LESS THAN BA	% BA	% MA OR HIGHER	INSTATE	OUT-OF-STATE	INSTATE	OUT-OF-STATE
SETTING: Rural (CONT.)											
COSTILLA											
CENTENNIAL R-1	248.50	44,730	1.0	42	0.0	100.0	0.0	12.00	0.00	12.00	0.00
SIERRA GRANDE R-30	0.00	0	0.0	0	0.0	0.0	0.0	0.00	0.00	0.00	0.00
CUSTER											
CUSTER COUNTY SCHOOL DISTRICT	0.00	0	0.0	0	0.0	0.0	0.0	0.00	0.00	0.00	0.00
DOLORES											
DOLORES COUNTY RE NO.2	0.00	0	0.0	0	0.0	0.0	0.0	0.00	0.00	0.00	0.00
ELBERT											
ELIZABETH C-1	254.45	66,156	7.7	48	60.0	10.0	30.0	3.20	2.70	5.30	2.70
KIOWA C-2	0.00	0	0.0	0	0.0	0.0	0.0	0.00	0.00	0.00	0.00
BIG SANDY 100J	0.00	0	0.0	0	0.0	0.0	0.0	0.00	0.00	0.00	0.00
ELBERT 200	0.00	0	0.0	0	0.0	0.0	0.0	0.00	0.00	0.00	0.00
AGATE 300	0.00	0	0.0	0	0.0	0.0	0.0	0.00	0.00	0.00	0.00
EL PASO											
CALHAN RJ-1	0.00	0	0.0	0	0.0	0.0	0.0	0.00	0.00	0.00	0.00
ELLCOTT 22	122.55	28,187	1.9	35	50.0	50.0	0.0	1.50	1.00	1.50	1.00
PEYTON 23 JT	0.00	0	0.0	0	0.0	0.0	0.0	0.00	0.00	0.00	0.00
HANOVER 28	0.00	0	0.0	0	0.0	0.0	0.0	0.00	0.00	0.00	0.00
EDISON 54 JT	187.79	29,481	0.6	47	0.0	0.0	100.0	8.00	5.00	8.00	11.00
MIAMI/YODER 60 JT	0.00	0	0.0	0	0.0	0.0	0.0	0.00	0.00	0.00	0.00
FREMONT											
COTOPAXI RE-3	0.00	0	0.0	0	0.0	0.0	0.0	0.00	0.00	0.00	0.00
GARFIELD											
GARFIELD 16	0.00	0	0.0	0	0.0	0.0	0.0	0.00	0.00	0.00	0.00
GILPIN											
GILPIN COUNTY RE-1	0.00	0	0.0	0	0.0	0.0	0.0	0.00	0.00	0.00	0.00
HINSDALE											
HINSDALE COUNTY RE 1	0.00	0	0.0	0	0.0	0.0	0.0	0.00	0.00	0.00	0.00
HUERFANO											
LA VETA RE-2	0.00	0	0.0	0	0.0	0.0	0.0	0.00	0.00	0.00	0.00
JACKSON											
NORTH PARK R-1	0.00	0	0.0	0	0.0	0.0	0.0	0.00	0.00	0.00	0.00
KIOWA											
EADS RE-1	0.00	0	0.0	0	0.0	0.0	0.0	0.00	0.00	0.00	0.00
PLAINVIEW RE-2	0.00	0	0.0	0	0.0	0.0	0.0	0.00	0.00	0.00	0.00
KIT CARSON											
ARRIBA-FLAGLER C-20	0.00	0	0.0	0	0.0	0.0	0.0	0.00	0.00	0.00	0.00
HI-PLAINS R-23	0.00	0	0.0	0	0.0	0.0	0.0	0.00	0.00	0.00	0.00
STRATTON R-4	0.00	0	0.0	0	0.0	0.0	0.0	0.00	0.00	0.00	0.00
BETHUNE R-5	0.00	0	0.0	0	0.0	0.0	0.0	0.00	0.00	0.00	0.00
LA PLATA											
IGNACIO 11 JT	202.49	35,435	2.0	55	50.0	0.0	50.0	12.50	3.00	13.00	3.00
LAS ANIMAS											
PRIMERO REORGANIZED 2	0.00	0	0.0	0	0.0	0.0	0.0	0.00	0.00	0.00	0.00
HOEHNE REORGANIZED 3	0.00	0	0.0	0	0.0	0.0	0.0	0.00	0.00	0.00	0.00

COLORADO DEPARTMENT OF EDUCATION
 FULL-TIME EQUIVALENCE (F.T.E.), AVERAGE SALARY, AND AVERAGE EXPERIENCE
 OF PROGRAM COORD./SUPERVISOR (107,108)
 LEVEL OF EDUCATION

DISTRICT NAME	AVERAGE DAILY RATE	AVERAGE SALARY	FTE	AVERAGE AGE	LEVEL OF EDUCATION			TEACHING EXPERIENCE		EDUCATION EXPERIENCE	
					% LESS THAN BA	% BA	% MA OR HIGHER	INSTATE	OUT-OF-STATE	INSTATE	OUT-OF-STATE
SETTING: Rural (CONT.)											
LAS ANIMAS (CONT.)											
AGUILAR REORGANIZED 6	0.00	0	0.0	0	0.0	0.0	0.0	0.00	0.00	0.00	0.00
BRANSON REORGANIZED 82	0.00	0	0.0	0	0.0	0.0	0.0	0.00	0.00	0.00	0.00
KIM REORGANIZED 88	0.00	0	0.0	0	0.0	0.0	0.0	0.00	0.00	0.00	0.00
LINCOLN											
GENOA-HUGO C113	0.00	0	0.0	0	0.0	0.0	0.0	0.00	0.00	0.00	0.00
KARVAL RE-23	177.66	43,350	1.0	40	0.0	0.0	100.0	14.00	0.00	14.00	0.00
LOGAN											
FRENCHMAN RE-3	0.00	0	0.0	0	0.0	0.0	0.0	0.00	0.00	0.00	0.00
BUFFALO RE-4	0.00	0	0.0	0	0.0	0.0	0.0	0.00	0.00	0.00	0.00
PLATEAU RE-5	84.44	11,822	0.5	64	0.0	0.0	100.0	13.00	4.00	36.00	4.00
MESA											
DE BEQUE 49JT	0.00	0	0.0	0	0.0	0.0	0.0	0.00	0.00	0.00	0.00
PLATEAU VALLEY 50	314.41	69,165	0.2	61	0.0	0.0	100.0	21.00	0.00	34.00	0.00
MINERAL											
CREEDE CONSOLIDATED 1	0.00	0	0.0	0	0.0	0.0	0.0	0.00	0.00	0.00	0.00
MONTEZUMA											
DOLORES RE-4A	0.00	0	0.0	0	0.0	0.0	0.0	0.00	0.00	0.00	0.00
MANCOS RE-6	0.00	0	0.0	0	0.0	0.0	0.0	0.00	0.00	0.00	0.00
MONTROSE											
WEST END RE-2	0.00	0	0.0	0	0.0	0.0	0.0	0.00	0.00	0.00	0.00
MORGAN											
WELDON VALLEY RE-20(J)	0.00	0	0.0	0	0.0	0.0	0.0	0.00	0.00	0.00	0.00
WIGGINS RE-50(J)	0.00	0	0.0	0	0.0	0.0	0.0	0.00	0.00	0.00	0.00
OTERO											
MANZANOLA 3J	0.00	0	0.0	0	0.0	0.0	0.0	0.00	0.00	0.00	0.00
CHERAW 31	0.00	0	0.0	0	0.0	0.0	0.0	0.00	0.00	0.00	0.00
SWINK 33	0.00	0	0.0	0	0.0	0.0	0.0	0.00	0.00	0.00	0.00
OURAY											
OURAY R-1	0.00	0	0.0	0	0.0	0.0	0.0	0.00	0.00	0.00	0.00
RIDGWAY R-2	0.00	0	0.0	0	0.0	0.0	0.0	0.00	0.00	0.00	0.00
PARK											
PLATTE CANYON 1	0.00	0	0.0	0	0.0	0.0	0.0	0.00	0.00	0.00	0.00
PARK COUNTY RE-2	191.57	29,310	1.3	43	0.0	0.0	100.0	15.00	0.00	15.00	0.00
PHILLIPS											
HAXTUN RE-2J	0.00	0	0.0	0	0.0	0.0	0.0	0.00	0.00	0.00	0.00
PROWERS											
GRANADA RE-1	0.00	0	0.0	0	0.0	0.0	0.0	0.00	0.00	0.00	0.00
HOLLY RE-3	0.00	0	0.0	0	0.0	0.0	0.0	0.00	0.00	0.00	0.00
WILEY RE-13 JT	0.00	0	0.0	0	0.0	0.0	0.0	0.00	0.00	0.00	0.00
RIO GRANDE											
SARGENT RE-33J	0.00	0	0.0	0	0.0	0.0	0.0	0.00	0.00	0.00	0.00
ROUTT											
SOUTH ROUTT RE 3	0.00	0	0.0	0	0.0	0.0	0.0	0.00	0.00	0.00	0.00
SAGUACHE											
MOUNTAIN VALLEY RE 1	0.00	0	0.0	0	0.0	0.0	0.0	0.00	0.00	0.00	0.00



COLORADO DEPARTMENT OF EDUCATION
 FULL-TIME EQUIVALENCE (F.T.E.), AVERAGE SALARY, AND AVERAGE EXPERIENCE
 OF PROGRAM COORD./SUPERVISOR (107,108)
 LEVEL OF EDUCATION

DISTRICT NAME	AVERAGE DAILY RATE	AVERAGE SALARY	FTE	AVERAGE AGE	LEVEL OF EDUCATION			TEACHING EXPERIENCE		EDUCATION EXPERIENCE	
					% LESS THAN BA	% BA	% MA OR HIGHER	INSTATE	OUT-OF-STATE	INSTATE	OUT-OF-STATE
SETTING: Rural (CONT.)											
SAGUACHE (CONT.)											
MOFFAT 2	0.00	0	0.0	0	0.0	0.0	0.0	0.00	0.00	0.00	0.00
SAN JUAN											
SILVERTON 1	0.00	0	0.0	0	0.0	0.0	0.0	0.00	0.00	0.00	0.00
SAN MIGUEL											
NORWOOD R-2J	0.00	0	0.0	0	0.0	0.0	0.0	0.00	0.00	0.00	0.00
SEDGWICK											
PLATTE VALLEY RE-3	0.00	0	0.0	0	0.0	0.0	0.0	0.00	0.00	0.00	0.00
TELLER											
CRIPPLE CREEK-VICTOR RE-1	275.99	43,330	2.0	53	0.0	0.0	100.0	17.00	2.50	17.00	2.50
WASHINGTON											
ARICKAREE R-2	0.00	0	0.0	0	0.0	0.0	0.0	0.00	0.00	0.00	0.00
OTIS R-3	0.00	0	0.0	0	0.0	0.0	0.0	0.00	0.00	0.00	0.00
LONE STAR 101	0.00	0	0.0	0	0.0	0.0	0.0	0.00	0.00	0.00	0.00
WOODLIN R-104	0.00	0	0.0	0	0.0	0.0	0.0	0.00	0.00	0.00	0.00
WELD											
KEENESBURG RE-3(J)	255.42	66,408	1.0	29	0.0	0.0	100.0	0.00	0.00	6.00	0.00
BRIGGS DALE RE-10	225.50	39,017	0.1	34	0.0	100.0	0.0	8.00	0.00	8.00	0.00
PRAIRIE RE-11	0.00	0	0.0	0	0.0	0.0	0.0	0.00	0.00	0.00	0.00
PAWNEE RE-12	0.00	0	0.0	0	0.0	0.0	0.0	0.00	0.00	0.00	0.00
SETTING: Colorado BOCES											
COLORADO BOCES											
EAST CENTRAL BOCES	224.94	51,961	1.6	47	0.0	0.0	100.0	14.71	0.00	16.71	0.14
MOUNTAIN BOCES	248.81	49,761	4.0	44	0.0	0.0	100.0	9.25	6.00	10.00	6.00
CENTENNIAL BOCES	239.45	59,383	8.6	44	0.0	0.0	100.0	3.36	2.07	5.00	2.07
NORTHEAST BOCES	229.82	42,520	0.7	42	0.0	0.0	100.0	9.00	0.00	15.00	0.00
PIKES PEAK BOCES	306.13	60,613	2.9	51	0.0	0.0	100.0	9.00	7.33	10.00	7.33
SAN JUAN BOCES	212.55	29,755	1.1	48	0.0	0.0	100.0	14.50	0.50	22.50	0.50
SAN LUIS VALLEY BOCES	179.26	46,607	2.5	45	0.0	0.0	100.0	2.50	1.25	4.25	1.25
SOUTH CENTRAL BOCES	181.22	40,774	1.0	53	0.0	100.0	0.0	0.00	0.00	0.00	0.00
SOUTHEASTERN BOCES	266.67	52,000	1.0	52	0.0	0.0	100.0	28.00	0.00	28.00	0.00
SOUTHWEST BOCES	0.00	0	0.0	0	0.0	0.0	0.0	0.00	0.00	0.00	0.00
NORTHWEST COLO BOCES	0.00	0	0.0	0	0.0	0.0	0.0	0.00	0.00	0.00	0.00
LARIMER BOCES	0.00	0	0.0	0	0.0	0.0	0.0	0.00	0.00	0.00	0.00
ADAMS COUNTY BOCES	0.00	0	0.0	0	0.0	0.0	0.0	0.00	0.00	0.00	0.00
RIO BLANCO BOCES	0.00	0	0.0	0	0.0	0.0	0.0	0.00	0.00	0.00	0.00
EXPEDITIONARY BOCES	0.00	0	0.0	0	0.0	0.0	0.0	0.00	0.00	0.00	0.00
GRAND VALLEY BOCES	189.81	49,350	1.0	60	0.0	0.0	100.0	1.00	12.00	4.00	12.00
MT EVANS BOCES	0.00	0	0.0	0	0.0	0.0	0.0	0.00	0.00	0.00	0.00
UNCOMPAHGRE BOCES	227.53	31,850	0.1	0	0.0	0.0	0.0	0.00	0.00	0.00	0.00
SANTA FE TRAIL BOCES	0.00	0	0.0	0	0.0	0.0	0.0	0.00	0.00	0.00	0.00
FRONT RANGE BOCES	164.10	39,383	4.0	46	25.0	25.0	50.0	0.00	0.00	0.00	0.00
STATE TOTALS	274.57	60,798	334.6	47	17.1	23.0	59.9	6.06	1.55	8.38	1.87