


COLORADO DEPARTMENT OF EDUCATION
PUPIL MEMBERSHIP AND CLASSROOM TEACHER DATA

COUNTY/DISTRICT NAME	PUPIL COUNT	ALL CLASSROOM TEACHERS				SELECTED CLASSROOM TEACHERS	
		F.T.E. TEACHERS	AVERAGE TEACHER SALARY	AVERAGE DAILY RATE	PUPIL/ TEACHER RATIO	F.T.E. TEACHERS	PUPIL/ TEACHER RATIO
ADAMS							
MAPLETON 1	5,554	286.5	44,900	241.40	19.4	230.3	24.1
ADAMS 12 FIVE STAR SCHOOLS	37,598	1,944.8	46,471	252.56	19.3	1,582.2	23.8
ADAMS COUNTY 14	6,868	436.1	44,246	235.35	15.7	332.9	20.6
BRIGHTON 27J	10,477	551.3	42,596	230.25	19.0	444.3	23.6
BENNETT 29J	1,126	61.9	37,104	199.49	18.2	52.5	21.4
STRASBURG 31J	977	48.3	36,147	198.61	20.2	41.9	23.3
WESTMINSTER 50	10,775	667.3	46,161	249.52	16.1	506.6	21.3
ALAMOSA							
ALAMOSA RE-11J	2,265	135.2	41,832	235.01	16.7	111.1	20.4
SANGRE DE CRISTO RE-22J	328	24.7	32,446	209.33	13.3	21.9	15.0
ARAPAHOE							
ENGLEWOOD 1	3,733	217.3	50,498	272.96	17.2	162.4	23.0
SHERIDAN 2	1,770	107.7	41,241	222.92	16.4	80.1	22.1
CHERRY CREEK 5	48,751	2,878.9	52,132	281.80	16.9	2,239.9	21.8
LITTLETON 6	16,132	897.2	49,607	266.71	18.0	708.1	22.8
DEER TRAIL 26J	214	21.5	35,982	199.90	10.0	17.4	12.3
ADAMS-ARAPAHOE 28J	33,301	1,737.5	48,357	258.60	19.2	1,342.2	24.8
BYERS 32J	547	36.0	35,342	197.44	15.2	27.5	19.9
ARCHULETA							
ARCHULETA COUNTY 50 JT	1,690	99.7	40,746	232.83	16.9	81.6	20.7
BACA							
WALSH RE-1	170	18.5	31,958	182.61	9.2	16.0	10.6
PRITCHETT RE-3	77	10.8	26,105	175.20	7.1	8.5	9.1
SPRINGFIELD RE-4	330	27.9	33,408	194.23	11.8	25.5	12.9
VILAS RE-5	2,044	14.6	30,438	173.93	139.8	12.0	170.3
CAMPO RE-6	52	9.1	28,704	179.40	5.7	8.4	6.2
BENT							
LAS ANIMAS RE-1	591	43.0	34,096	184.30	13.8	35.8	16.5
MC CLAVE RE-2	285	21.6	31,332	192.22	13.2	17.0	16.8
BOULDER							
ST VRAIN VALLEY RE 1J	23,261	1,299.3	43,203	237.38	17.9	1,021.9	22.8

COLORADO DEPARTMENT OF EDUCATION
PUPIL MEMBERSHIP AND CLASSROOM TEACHER DATA

COUNTY/DISTRICT NAME	PUPIL COUNT	ALL CLASSROOM TEACHERS				SELECTED CLASSROOM TEACHERS	
		F.T.E. TEACHERS	AVERAGE TEACHER SALARY	AVERAGE DAILY RATE	PUPIL/ TEACHER RATIO	F.T.E. TEACHERS	PUPIL/ TEACHER RATIO
BOULDER (CONT.) BOULDER VALLEY RE 2	27,933	1,675.4	51,396	274.85	16.7	1,242.3	22.5
CHAFFEE							
BUENA VISTA R-31	986	69.3	35,926	202.97	14.2	50.5	19.5
SALIDA R-32	1,116	76.4	30,195	173.53	14.6	59.2	18.9
CHEYENNE							
KIT CARSON R-1	94	16.4	34,121	197.23	5.7	14.3	6.6
CHEYENNE COUNTY RE-5	247	26.5	32,376	188.23	9.3	23.0	10.7
CLEAR CREEK							
CLEAR CREEK RE-1	1,076	60.6	41,172	231.30	17.7	46.2	23.3
CONEJOS							
NORTH CONEJOS RE-1J	1,197	79.3	38,515	223.93	15.1	70.3	17.0
SANFORD 6J	371	20.8	37,478	246.57	17.8	17.7	21.0
SOUTH CONEJOS RE-10	302	28.6	35,276	230.56	10.5	23.3	13.0
COSTILLA							
CENTENNIAL R-1	253	23.0	34,696	239.28	11.0	19.0	13.3
SIERRA GRANDE R-30	297	23.6	37,675	252.85	12.6	19.6	15.1
CROWLEY							
CROWLEY COUNTY RE-1-J	568	41.7	32,925	218.05	13.6	32.8	17.3
CUSTER							
CUSTER COUNTY SCHOOL DISTRICT	522	39.3	34,549	222.90	13.3	32.6	16.0
DELTA							
DELTA COUNTY 50(J)	5,248	281.6	38,368	220.51	18.6	210.5	24.9
DENVER							
DENVER COUNTY 1	72,381	3,983.6	44,273	244.60	18.2	3,187.9	22.7




COLORADO DEPARTMENT OF EDUCATION
PUPIL MEMBERSHIP AND CLASSROOM TEACHER DATA

COUNTY/DISTRICT NAME	PUPIL COUNT	ALL CLASSROOM TEACHERS				SELECTED CLASSROOM TEACHERS	
		F.T.E. TEACHERS	AVERAGE TEACHER SALARY	AVERAGE DAILY RATE	PUPIL/ TEACHER RATIO	F.T.E. TEACHERS	PUPIL/ TEACHER RATIO
DOLORES							
DOLORES COUNTY RE NO.2	290	24.0	33,254	217.35	12.1	20.9	13.9
DOUGLAS							
DOUGLAS COUNTY RE 1	48,043	2,623.8	47,754	258.13	18.3	2,067.1	23.2
EAGLE							
EAGLE COUNTY RE 50	5,365	380.0	45,406	248.12	14.1	324.5	16.5
ELBERT							
ELIZABETH C-1	2,891	169.9	36,669	200.38	17.0	134.9	21.4
KIOWA C-2	415	31.3	32,673	214.95	13.2	23.6	17.6
BIG SANDY 100J	335	26.0	35,048	219.05	12.9	22.8	14.7
ELBERT 200	299	20.8	31,871	211.07	14.4	16.9	17.7
AGATE 300	74	14.1	31,258	199.10	5.2	11.3	6.6
EL PASO							
CALHAN RJ-1	711	43.1	34,054	208.92	16.5	37.0	19.2
HARRISON 2	11,218	766.5	38,394	212.12	14.6	607.4	18.5
WIDEFIELD 3	8,556	509.4	42,026	233.48	16.8	391.4	21.9
FOUNTAIN 8	6,166	355.2	41,083	219.70	17.4	272.5	22.6
COLORADO SPRINGS 11	31,014	1,920.5	44,388	243.89	16.1	1,480.6	20.9
CHEYENNE MOUNTAIN 12	4,563	266.6	43,289	237.85	17.1	212.4	21.5
MANITOU SPRINGS 14	1,356	91.6	39,391	214.08	14.8	68.5	19.8
ACADEMY 20	20,517	1,262.5	41,068	225.65	16.3	1,006.7	20.4
ELLCOTT 22	982	64.2	33,144	200.87	15.3	52.2	18.8
PEYTON 23 JT	677	43.0	34,790	223.02	15.7	33.0	20.5
HANOVER 28	301	26.1	34,846	223.37	11.5	20.8	14.5
LEWIS-PALMER 38	5,843	365.0	41,619	226.19	16.0	287.5	20.3
FALCON 49	10,680	585.4	38,531	211.71	18.2	458.6	23.3
EDISON 54 JT	161	10.0	33,704	214.68	16.1	8.5	18.9
MIAMI/YODER 60 JT	379	26.5	36,337	227.11	14.3	22.1	17.1
FREMONT							
CANON CITY RE-1	4,236	240.6	44,466	244.32	17.6	185.9	22.8
FLORENCE RE-2	1,779	114.1	40,493	228.78	15.6	89.4	19.9

COLORADO DEPARTMENT OF EDUCATION
PUPIL MEMBERSHIP AND CLASSROOM TEACHER DATA

COUNTY/DISTRICT NAME	PUPIL COUNT	ALL CLASSROOM TEACHERS				SELECTED CLASSROOM TEACHERS	
		F.T.E. TEACHERS	AVERAGE TEACHER SALARY	AVERAGE DAILY RATE	PUPIL/TEACHER RATIO	F.T.E. TEACHERS	PUPIL/TEACHER RATIO
FREMONT (CONT.)							
COTOPAXI RE-3	324	26.3	34,531	224.23	12.3	23.1	14.0
GARFIELD							
ROARING FORK RE-1	4,969	344.6	44,238	240.42	14.4	288.3	17.2
GARFIELD RE-2	4,024	232.8	38,445	206.69	17.3	197.3	20.4
GARFIELD 16	1,033	64.8	41,352	224.74	15.9	54.8	18.8
GILPIN							
GILPIN COUNTY RE-1	362	34.0	39,590	253.78	10.6	25.5	14.2
GRAND							
WEST GRAND 1-JT.	512	38.6	36,468	199.28	13.3	32.1	15.9
EAST GRAND 2	1,338	96.7	41,206	260.80	13.8	74.1	18.1
GUNNISON							
GUNNISON WATERSHED RE1J	1,577	123.0	39,038	224.36	12.8	98.5	16.0
HINSDALE							
HINSDALE COUNTY RE 1	95	9.6	31,676	204.36	9.8	7.5	12.7
HUERFANO							
HUERFANO RE-1	747	51.1	35,329	229.44	14.6	43.3	17.3
LA VETA RE-2	247	21.0	33,918	218.83	11.7	17.9	13.8
JACKSON							
NORTH PARK R-1	245	19.3	37,171	213.63	12.7	15.6	15.8
JEFFERSON							
JEFFERSON COUNTY R-1	86,373	4,807.0	48,832	261.13	18.0	3,718.4	23.2
KIOWA							
EADS RE-1	200	19.3	32,776	218.51	10.3	16.3	12.2



COLORADO DEPARTMENT OF EDUCATION
PUPIL MEMBERSHIP AND CLASSROOM TEACHER DATA

COUNTY/DISTRICT NAME	PUPIL COUNT	ALL CLASSROOM TEACHERS				SELECTED CLASSROOM TEACHERS	
		F.T.E. TEACHERS	AVERAGE TEACHER SALARY	AVERAGE DAILY RATE	PUPIL/TEACHER RATIO	F.T.E. TEACHERS	PUPIL/TEACHER RATIO
KIOWA (CONT.)							
PLAINVIEW RE-2	57	8.6	32,784	210.16	6.6	8.0	7.1
KIT CARSON							
ARRIBA-FLAGLER C-20	209	19.6	35,890	199.39	10.6	17.4	12.0
HI-PLAINS R-23	130	16.5	32,140	203.42	7.9	14.5	9.0
STRATTON R-4	270	21.0	30,973	174.99	12.9	16.4	16.5
BETHUNE R-5	119	15.7	36,571	203.17	7.6	12.8	9.3
BURLINGTON RE-6J	793	52.5	33,814	187.86	15.1	42.5	18.6
LAKE							
LAKE COUNTY R-1	1,210	77.8	30,738	167.05	15.6	56.9	21.3
LA PLATA							
DURANGO 9-R	4,660	320.2	41,897	228.95	14.6	251.9	18.5
BAYFIELD 10 JT-R	1,192	80.8	38,786	222.91	14.8	66.8	17.9
IGNACIO 11 JT	751	63.0	38,286	221.31	11.9	50.3	14.9
LARIMER							
POUDRE R-1	25,216	1,502.3	44,148	239.93	16.8	1,127.1	22.4
THOMPSON R-2J	15,108	834.2	43,763	236.55	18.1	680.6	22.2
PARK (ESTES PARK) R-3	1,265	84.4	39,897	218.02	15.0	68.3	18.5
LAS ANIMAS							
TRINIDAD 1	1,528	86.8	40,103	243.05	17.6	70.7	21.6
PRIMERO REORGANIZED 2	240	17.6	40,032	276.08	13.6	15.9	15.1
HOEHNE REORGANIZED 3	359	23.1	41,231	284.35	15.6	19.7	18.3
AGUILAR REORGANIZED 6	164	16.8	31,345	174.14	9.8	14.8	11.1
BRANSON REORGANIZED 82	1,130	58.0	38,989	253.17	19.5	55.3	20.5
KIM REORGANIZED 88	65	10.4	26,654	181.32	6.2	9.9	6.6
LINCOLN							
GENOA-HUGO C113	187	19.4	32,980	202.33	9.6	15.1	12.4
LIMON RE-4J	542	39.6	35,161	211.82	13.7	32.0	16.9
KARVAL RE-23	228	16.6	32,431	219.13	13.7	13.5	16.9
LOGAN							
VALLEY RE-1	2,513	155.6	37,238	203.48	16.2	122.1	20.6




COLORADO DEPARTMENT OF EDUCATION
PUPIL MEMBERSHIP AND CLASSROOM TEACHER DATA

COUNTY/DISTRICT NAME	PUPIL COUNT	ALL CLASSROOM TEACHERS				SELECTED CLASSROOM TEACHERS	
		F.T.E. TEACHERS	AVERAGE TEACHER SALARY	AVERAGE DAILY RATE	PUPIL/TEACHER RATIO	F.T.E. TEACHERS	PUPIL/TEACHER RATIO
LOGAN (CONT.)							
FRENCHMAN RE-3	202	20.1	32,553	203.46	10.0	16.6	12.2
BUFFALO RE-4	302	23.5	37,425	213.86	12.9	18.0	16.8
PLATEAU RE-5	166	18.4	32,748	181.93	9.0	15.9	10.4
MESA							
DE BEQUE 49JT	194	21.5	31,853	178.95	9.0	17.3	11.2
PLATEAU VALLEY 50	470	35.4	37,702	208.30	13.3	30.1	15.6
MESA COUNTY VALLEY 51	20,600	1,145.5	45,104	242.50	18.0	879.3	23.4
MINERAL							
CREEDE CONSOLIDATED 1	149	20.3	36,935	246.23	7.3	18.1	8.2
MOFFAT							
MOFFAT COUNTY RE:NO 1	2,400	148.3	44,666	242.75	16.2	117.2	20.5
MONTEZUMA							
MONTEZUMA-CORTEZ RE-1	3,265	212.2	36,642	204.70	15.4	164.3	19.9
DOLORES RE-4A	765	52.9	35,246	200.26	14.5	40.8	18.7
MANCOS RE-6	414	37.3	35,574	199.86	11.1	30.3	13.7
MONTROSE							
MONTROSE COUNTY RE-1J	5,925	366.3	40,149	226.83	16.2	282.1	21.0
WEST END RE-2	381	31.9	32,860	209.30	11.9	28.1	13.5
MORGAN							
BRUSH RE-2(J)	1,514	106.3	35,093	191.76	14.2	85.8	17.7
FORT MORGAN RE-3	3,249	208.6	35,888	193.99	15.6	166.8	19.5
WELDON VALLEY RE-20(J)	206	18.2	35,733	226.16	11.3	15.8	13.0
WIGGINS RE-50(J)	613	41.5	34,393	183.92	14.8	35.2	17.4
OTERO							
EAST OTERO R-1	1,575	112.8	36,048	199.16	14.0	89.9	17.5
ROCKY FORD R-2	851	65.7	33,266	186.89	13.0	51.3	16.6
MANZANOLA 3J	210	21.4	35,589	202.21	9.8	17.9	11.7




COLORADO DEPARTMENT OF EDUCATION
PUPIL MEMBERSHIP AND CLASSROOM TEACHER DATA

COUNTY/DISTRICT NAME	PUPIL COUNT	ALL CLASSROOM TEACHERS				SELECTED CLASSROOM TEACHERS	
		F.T.E. TEACHERS	AVERAGE TEACHER SALARY	AVERAGE DAILY RATE	PUPIL/ TEACHER RATIO	F.T.E. TEACHERS	PUPIL/ TEACHER RATIO
OTERO (CONT.)							
FOWLER R-4J	375	31.7	31,860	177.99	11.8	25.8	14.5
CHERAW 31	218	20.6	33,105	228.31	10.6	16.1	13.5
SWINK 33	373	31.3	36,094	201.64	11.9	25.9	14.4
OURAY							
OURAY R-1	280	24.2	39,367	224.96	11.6	19.0	14.7
RIDGWAY R-2	329	27.0	37,691	214.15	12.2	21.8	15.1
PARK							
PLATTE CANYON 1	1,343	74.1	39,807	215.17	18.1	57.0	23.6
PARK COUNTY RE-2	678	50.2	34,089	222.81	13.5	38.0	17.9
PHILLIPS							
HOLYOKE RE-1J	610	49.2	36,767	193.51	12.4	42.2	14.4
HAXTUN RE-2J	334	22.1	34,539	188.74	15.1	18.6	17.9
PITKIN							
ASPEN 1	1,612	130.4	49,894	269.69	12.4	111.1	14.5
PROWERS							
GRANADA RE-1	301	26.9	33,026	181.46	11.2	25.3	11.9
LAMAR RE-2	1,778	115.2	36,040	200.22	15.4	89.8	19.8
HOLLY RE-3	306	28.5	31,307	195.67	10.8	22.8	13.4
WILEY RE-13 JT	285	25.0	32,337	178.66	11.4	20.9	13.6
PUEBLO							
PUEBLO CITY 60	17,745	1,078.8	44,499	243.16	16.4	847.5	20.9
PUEBLO COUNTY RURAL 70	8,535	444.2	39,711	215.82	19.2	354.0	24.1
RIO BLANCO							
MEEKER RE1	648	36.7	46,478	255.37	17.6	31.3	20.7
RANGELY RE-4	490	28.3	37,642	209.12	17.3	23.0	21.3
RIO GRANDE							
DEL NORTE C-7	613	50.6	36,259	241.72	12.1	41.8	14.7




COLORADO DEPARTMENT OF EDUCATION
PUPIL MEMBERSHIP AND CLASSROOM TEACHER DATA

COUNTY/DISTRICT NAME	PUPIL COUNT	ALL CLASSROOM TEACHERS				SELECTED CLASSROOM TEACHERS	
		F.T.E. TEACHERS	AVERAGE TEACHER SALARY	AVERAGE DAILY RATE	PUPIL/TEACHER RATIO	F.T.E. TEACHERS	PUPIL/TEACHER RATIO
RIO GRANDE (CONT.)							
MONTE VISTA C-8	1,249	89.2	37,633	215.04	14.0	72.6	17.2
SARGENT RE-33J	426	32.0	34,067	192.47	13.3	29.4	14.5
ROUTT							
HAYDEN RE-1	455	37.5	42,437	238.41	12.1	28.6	15.9
STEAMBOAT SPRINGS RE-2	1,979	139.3	45,741	247.25	14.2	105.0	18.8
SOUTH ROUTT RE 3	448	33.2	38,839	216.98	13.5	24.6	18.2
SAGUACHE							
MOUNTAIN VALLEY RE 1	126	18.4	30,292	214.84	6.9	16.7	7.5
MOFFAT 2	230	23.6	33,903	224.52	9.8	20.2	11.4
CENTER 26 JT	654	56.5	33,722	193.81	11.6	46.3	14.1
SAN JUAN							
SILVERTON 1	82	9.1	30,991	178.11	9.0	8.3	9.9
SAN MIGUEL							
TELLURIDE R-1	616	52.3	44,638	243.93	11.8	41.7	14.8
NORWOOD R-2J	285	23.4	37,158	206.43	12.2	18.4	15.5
SEDGWICK							
JULESBURG RE-1	313	21.3	40,533	231.62	14.7	17.5	17.9
PLATTE VALLEY RE-3	114	15.9	30,206	189.97	7.2	13.8	8.3
SUMMIT							
SUMMIT RE-1	2,918	219.4	49,050	270.99	13.3	172.9	16.9
TELLER							
CRIPPLE CREEK-VICTOR RE-1	579	39.2	32,657	208.01	14.8	32.7	17.7
WOODLAND PARK RE-2	3,035	186.2	41,318	233.43	16.3	155.0	19.6
WASHINGTON							
AKRON R-1	434	35.2	33,836	186.94	12.3	30.1	14.4



COLORADO DEPARTMENT OF EDUCATION
PUPIL MEMBERSHIP AND CLASSROOM TEACHER DATA

COUNTY/DISTRICT NAME	PUPIL COUNT	ALL CLASSROOM TEACHERS				SELECTED CLASSROOM TEACHERS	
		F.T.E. TEACHERS	AVERAGE TEACHER SALARY	AVERAGE DAILY RATE	PUPIL/TEACHER RATIO	F.T.E. TEACHERS	PUPIL/TEACHER RATIO
WASHINGTON (CONT.)							
ARICKAREE R-2	104	15.9	32,452	195.49	6.5	15.6	6.7
OTIS R-3	188	18.9	30,592	171.87	10.0	15.4	12.2
LONE STAR 101	121	15.2	34,410	226.38	8.0	12.7	9.6
WOODLIN R-104	114	13.3	29,046	179.30	8.6	9.5	12.0
WELD							
WELD COUNTY RE-1	1,981	144.6	39,591	214.01	13.7	119.6	16.6
EATON RE-2	1,643	97.7	37,748	205.15	16.8	82.8	19.8
KEENESBURG RE-3(J)	2,024	136.9	35,414	197.85	14.8	109.1	18.6
WINDSOR RE-4	3,371	209.2	38,621	208.76	16.1	160.6	21.0
JOHNSTOWN-MILLIKEN RE-5J	2,540	161.7	40,350	218.11	15.7	132.7	19.1
GREELEY 6	18,273	1,063.4	43,506	236.45	17.2	818.6	22.3
PLATTE VALLEY RE-7	1,159	74.4	36,359	203.12	15.6	61.0	19.0
WELD COUNTY S/D RE-8	2,531	151.8	36,130	198.52	16.7	117.4	21.6
AULT-HIGHLAND RE-9	833	62.8	35,561	195.39	13.3	50.3	16.6
BRIGGS DALE RE-10	150	15.1	32,656	188.76	9.9	12.4	12.1
PRAIRIE RE-11	158	16.6	30,169	198.48	9.5	13.3	11.8
PAWNEE RE-12	125	17.5	36,218	210.57	7.2	13.9	9.0
YUMA							
YUMA 1	890	69.3	33,615	185.72	12.8	59.8	14.9
WRAY RD-2	685	49.2	34,151	187.64	13.9	39.8	17.2
IDALIA RJ-3	158	15.6	34,139	189.66	10.1	12.4	12.7
LIBERTY J-4	89	13.6	30,973	203.77	6.5	11.5	7.7
COLORADO BOCES							
EAST CENTRAL BOCES	0	5.4	33,251	176.77	0.0	1.1	0.0
MOUNTAIN BOCES	147	26.2	40,634	218.46	5.6	6.4	22.8
CENTENNIAL BOCES	125	20.3	33,880	183.14	6.2	7.1	17.5
NORTHEAST BOCES	0	3.0	42,239	228.31	0.0	0.0	0.0
PIKES PEAK BOCES	0	29.2	38,702	212.65	0.0	6.5	0.0
SAN JUAN BOCES	0	3.6	37,410	206.68	0.0	0.0	0.0
SAN LUIS VALLEY BOCES	0	17.3	34,652	195.77	0.0	1.0	0.0
SOUTH CENTRAL BOCES	0	4.9	31,074	167.97	0.0	2.5	0.0
SOUTH PLATTE VALLEY BOCES	0	AN APPROVED DATA FILE WAS NOT RECEIVED					
SOUTHEASTERN BOCES	0	1.0	32,278	179.32	0.0	0.0	0.0
SOUTHWEST BOCES	0	4.1	22,214	108.36	0.0	3.3	0.0
NORTHWEST COLO BOCES	0	3.0	30,515	188.36	0.0	2.3	0.0



COLORADO DEPARTMENT OF EDUCATION
PUPIL MEMBERSHIP AND CLASSROOM TEACHER DATA

COUNTY/DISTRICT NAME	PUPIL COUNT	ALL CLASSROOM TEACHERS				SELECTED CLASSROOM TEACHERS	
		F.T.E. TEACHERS	AVERAGE TEACHER SALARY	AVERAGE DAILY RATE	PUPIL/ TEACHER RATIO	F.T.E. TEACHERS	PUPIL/ TEACHER RATIO
COLORADO BOCES (CONT.)							
LARIMER BOCES	0	0.0	0	0.00	0.0	0.0	0.0
ADAMS COUNTY BOCES	0	0.0	0	0.00	0.0	0.0	0.0
RIO BLANCO BOCES	0	9.0	37,143	204.09	0.0	1.0	0.0
EXPEDITIONARY BOCES	335	21.4	42,601	224.22	15.6	15.4	21.8
GRAND VALLEY BOCES	0	0.0	0	0.00	0.0	0.0	0.0
MT EVANS BOCES	0	0.0	0	0.00	0.0	0.0	0.0
UNCOMPAHGRE BOCES	0	0.0	0	0.00	0.0	0.0	0.0
SANTA FE TRAIL BOCES	0	5.0	34,057	190.26	0.0	0.0	0.0
FRONT RANGE BOCES	0	0.0	0	0.00	0.0	0.0	0.0
UTE PASS BOCES	0	0.0	0	0.00	0.0	0.0	0.0
NONE							
CHARTER SCHOOL INSTITUTE	377	21.7	33,140	173.51	17.3	17.7	21.3
STATE TOTALS	780,708	46,024.7	44,456	243.00	17.0	36,148.3	21.6

