



COLORADO

Department of
Higher Education



COLORADO

Department of Education

**ANNUAL REPORT ON
CONCURRENT ENROLLMENT
2015-2016 School Year**

April 2017

Table of Contents

Introduction	5
Highlights	7
Summary of Dual Enrollment Programs	8
Concurrent Enrollment Participation, Demographics, and Academic Success	11
Partnership Summary	11
Participation Growth	11
Participation by Districts and High Schools	13
Accelerating Students through Concurrent Enrollment (ASCENT)	16
Concurrent Enrollment Demographics	18
Academic Success	19
Remedial Courses	19
Career and Technical Education Courses	22
Postsecondary Credentials	23
Outcomes of Dual Enrollment Programs	24
Next Steps	24
Attachment A: Reporting Requirements and Data Availability	26
Appendices	27
Appendix A: 2015-2016 Concurrent Enrollment Headcount, By Institutions of Higher Education and High Schools	27
Appendix B: 2015-2016 Concurrent Enrollment Headcount, By School District	45
Appendix C: 2015-2016 Enrollment Headcount for the ASCENT Program, by District	50
Appendix D: 2015-2016 Concurrent Enrollment Headcount, by Race/Ethnicity	51
Appendix E: 2015-2016 Concurrent Enrollment Headcount, by Gender	52

List of Tables and Figures

Table 1: High School Dual Enrollment Summary	8
Table 2: 2015-2016 Dual Enrollment Participation, By Higher Education Institution	9
Figure 1: High School Dual Enrollment Summary, by Program	10
Table 3: Concurrent Enrollment Programs 2015-2016, Prior-Year Comparison	12
Table 4a: Top 10 Districts Participating in Concurrent Enrollment, by Percentage of High School Students in Concurrent Enrollment	13
Table 4b: Top 10 Schools Participating in Concurrent Enrollment, by Student Headcount	14
Table 4c: Top 10 Districts Participating in Concurrent Enrollment, by Student Headcount	14
Figure 2: Map of School Districts Participating in Concurrent Enrollment with Percent Enrolled..	15
Figure 3: Map of School Districts Participating in ASCENT, 2015-16.....	16
Table 5a: ASCENT Participation, by Race/Ethnicity	17
Table 5b: ASCENT Participation, by Gender.....	17
Table 5c: ASCENT Participation, by FRL Status	17
Table 6a: Concurrent Enrollment Participation, by Race/Ethnicity	18
Table 6b: Concurrent Enrollment Participation, by Gender	18
Table 7: Concurrent Enrollment Credit Hours Attempted and Passed	20
Table 8: Remedial Concurrent Enrollment Course Participation and Credit Hours Attempted and Passed	21
Table 9: Career and Technical Education (CTE) Concurrent Enrollment Participation	22
Table 10: Concurrent Enrollment and ASCENT Postsecondary Credential-Seeking Students	23
Table 11: Concurrent Enrollment and ASCENT Postsecondary Credential Completion.....	23

This report was prepared by the Colorado Department of Higher Education (DHE) and the Colorado Department of Education (CDE) and was submitted to the Education Committees of the Senate and House of Representatives pursuant to C.R.S. §22-35-112. For more information contact:

Michael Vente, Research and Information Policy Officer at the Colorado Department of Higher Education, at michael.vente@dhe.state.co.us

Beth Bean, Chief Research Officer at the Colorado Department of Higher Education, at beth.bean@dhe.state.co.us

Misti Ruthven, Executive Director of Innovation & Pathways at the Colorado Department of Education, at ruthven_m@cde.state.co.us

Mary Anne Hunter, Postsecondary Pathways Coordinator and the Colorado Department of Education, at hunter_mary@cde.state.co.us

Introduction

Expanding pathways from high school to higher education is essential for Colorado to reach its state goals of increasing college completion rates, closing the attainment gap, and decreasing high school dropout rates.¹ As part of the Colorado Commission on Higher Education Master Plan, the Commission has set a goal of reaching 66 percent postsecondary credential attainment for Colorado citizens.² In order to reach this goal, the state utilizes several strategies which contribute to continued student success.

Dual enrollment is one strategy states across the country are using to cultivate seamless P-20 pathways and increase credential completion. Dual enrollment programs provide high school students the opportunity to enroll in college-level courses and earn credit at no cost to them for tuition. These programs help students develop the knowledge, skills and abilities necessary to be postsecondary and workforce ready. Research indicates that dual enrollment students are more likely to enroll and persist in college than their peers and are less likely to need remedial education once in college.³

Data and Definitions

Pursuant to statute (C.R.S. §22-35-112), the Colorado Department of Higher Education (DHE) and the Colorado Department of Education (CDE) have prepared this report.⁴ Data in this report provide a descriptive summary of students in Colorado's public education system who participated in dual enrollment programs in the 2015-2016 academic year.

This report summarizes:

1. The number of local education providers and institutions of higher education that have entered into cooperative agreements;
2. Number of public school students participating in Concurrent Enrollment, ASCENT and other dual enrollment programs;
3. Demographic information of students that participated in Concurrent Enrollment;
4. The total number and percentage of students that passed Concurrent Enrollment courses during the 2015-2016 school year;

¹ [*Colorado Competes: A Completion Agenda for Higher Education*](#). Colorado Commission on Higher Education, October 2012.

² Ibid.

³ [*The Effects of Concurrent Enrollment on the College-Going and Remedial Education Rates of Colorado's High School Students*](#). Colorado Department of Higher Education. March 2014.

⁴ See *Attachment A* for an overview of the reporting requirements.

“Dual enrollment” is used in this report to refer to the broad array of programs available to high school students that allow them to take college-level courses for credit. In this report, the capitalized version of “Concurrent Enrollment” refers only to the statewide programs created by House Bill 09-1319 and detailed in the Concurrent Enrollment Programs Act (C.R.S. §22-35-101 et seq.).

The Concurrent Enrollment Programs Act defines Concurrent Enrollment as the “simultaneous enrollment of a qualified student in a local education provider and in one or more postsecondary courses, including academic or career and technical education courses, which may include course work related to apprenticeship programs or internship, at an institution of higher education” (C.R.S. §22-35-103, updated 2015). Programs identified as other high school dual enrollment programs are administered by postsecondary institutions. Students can receive college-level credit through other high school dual enrollment but these programs do not fall under the statutory definition of “Concurrent Enrollment”.

ASCENT stands for Accelerating Students through Concurrent ENrollmentT. Students who have completed at least 12 credit hours of postsecondary course prior to completion of his/her 12th grade year may be eligible for the ASCENT Program. They remain students in their Local Education Provider (LEP) for one year following their 12th grade year, and the LEP receives ASCENT specific per-pupil state funding that it uses to pay their college tuition at the resident community college rate. Students receive their high-school diplomas at the end of their ASCENT year (C.R.S. § 22-35-108).

Data reported here are collected through the DHE Student Unit Record Data System (SURDS), unless otherwise noted. This report does not include data on Postsecondary Enrollment Options (PSEO), Fasttrack, or other dual programs not described in House Bill 09-1319 as these dual enrollment programs were phased out in July of 2012 or are institution specific.

Highlights

- Statewide, 38,519 students participated in dual enrollment programs of any type in the 2015-2016 academic year. This represents more than 30 percent of all 11th and 12th graders in public high schools in Colorado.
- Participation in other high school dual enrollment programs in 2015-16 increased by nearly 3 percent overall from the previous year.
- Concurrent Enrollment continues to see sustained increases in participation, up 10 percent statewide with 25,534 students participating in 2015-2016.
- Denver Public Schools had the most students participating in Concurrent Enrollment by headcount (2,531 students), while Moffat Consolidated School District 2 had the highest percentage (80%) of students participating in Concurrent Enrollment out of all Colorado school districts.
- Statewide, 94 percent of school districts (unchanged from 2014-15) and 82 percent of high schools (84 percent in 2014-15) offer Concurrent Enrollment programs.
- Compared to the prior year, participation in Concurrent Enrollment program participation increased among Asian students (18 percent increase), Hawaiian or Pacific Islander students (21 percent increase), Hispanic students (7 percent increase), White, non-Hispanic students (8 percent increase), and students identifying as more than one race (12 percent increase).
- In 2015-16, high school students attempted a total of 214,276 Concurrent Enrollment credit hours. The average number of credit hours attempted per student was 8, with an average of 7.5 hours passed (averages of 8.6 credit hours attempted and 7.5 credit hours passed in 2014-15).
- A large majority of the Concurrent Enrollment hours taken by students—93 percent— were passed in 2015-16.
- Participation in remedial Concurrent Enrollment courses is 7.5 percent of the Concurrent Enrollment total, representing 1,911 students. This is a decrease from last year's rate of 8.6 percent representing 2,054 students. Only students in their 12th grade year may take remedial Concurrent Enrollment courses.
- For the first time, more students are enrolled in credential-seeking programs than non-credential seeking programs. More than 79 percent of ASCENT students are enrolled in a credential-seeking program. Nearly 54 percent of Concurrent Enrollment students are enrolled in a credential-seeking program.
- Through Concurrent Enrollment or ASCENT programs, 1,491 students earned some type of postsecondary credential in 2015-16. This is a 21 percent increase over last year's total credential completion number (1,231).
- Participation in ASCENT increased by 5 percent from the previous year, with 485 students participating statewide in 2015-16.
- Nearly half of students who participated in ASCENT in 2015-16 were Hispanic, a minority group that is historically underrepresented in postsecondary education. One of the goals of the ASCENT program is to increase the percentage of traditionally underserved students who participate in postsecondary education.
- According to previous DHE research, students who participated in dual enrollment programs in high school had higher college enrollment rates, first-year credit hour accumulation, grade point averages, and retention rates in college.

Summary of Dual Enrollment Programs

During the 2015-16 academic year, 38,519 high school students participated in Concurrent Enrollment, ASCENT or other dual enrollment programs, representing more than 30 percent of all 11th and 12th graders. This number was an increase of more than 2,800 students from 2014-15, or an 8 percent increase in dual enrollment participation overall. The highest area of participation growth in 2015-16 was in Concurrent Enrollment programs at two & four year institutions, which saw an increase of 10.4 percent. Four-year institutions saw the biggest percentage increase in Concurrent Enrollment participation with a 36 percent increase. Concurrent Enrollment program participation data at Area Technical Colleges (ATCs) is included for the second year in this report. These schools provided 946 students with Concurrent Enrollment opportunities in the 2015-2016 academic year which represents a 7 percent increase from last year. Table 1 provides a summary of the different dual enrollment programs in the state during the past three academic years.

Over 30 percent of 11th and 12th graders in public high schools participate in dual enrollment programs.

The largest number of students is in the Concurrent Enrollment program—as defined in House Bill 09-1319—with nearly 69 percent of dual enrollment students participating in the program (see Figure 1). The "Other High School Dual Enrollment Programs" category includes individually, institutionally designed dual enrollment programs.

Table 1: High School Dual Enrollment Summary⁵

Program Type	Unduplicated Student Count Academic Year 2013-2014	Unduplicated Student Count Academic Year 2014-2015	Unduplicated Student Count Academic Year 2015-2016	Change from 2014-15 to 2015-16
Concurrent Enrollment 2- & 4-year institutions	20,488	23,127	25,534	+10.4%
2-year institutions	18,696	20,878	22,582	+8.2%
4-year institutions	2,345	2,645	3,599	+36.1%
Area Technical Colleges	-	883	946	+7.1%
ASCENT Program	415	462	485	+4.9%
Other High School Dual Enrollment Programs	10,189	11,241	11,554	+2.8%
Total	31,092	35,713	38,519	+7.9%

Note: Concurrent Enrollment program numbers include students at early college high schools. ASCENT counts are from CDE's October Count data.

Data for ATCs not available for 2013-14. All counts for ATCs fall within the statutory definition of Concurrent Enrollment.

⁵ Data throughout the report are from the Department of Higher Education's Student Unit Record Data (SURDS), unless otherwise noted.

Table 2 displays participation in dual enrollment programs by institution of higher education. The two-year institutions that served the most high school students in the 2015-16 academic year were Arapahoe Community College, with 4,403 students followed by Front Range Community College with 4,210 students. Of the Area Technical Colleges, Pickens Technical College served the most high school students with 570 students. Of the four-year institutions offering dual enrollment programs, the University of Colorado Denver served 5,297 students primarily through their institutionally developed dual enrollment program.

Table 2: 2015-2016 Dual Enrollment Participation, by Higher Education Institution

Public Institution of Higher Education	Concurrent Enrollment (HB09-1319)	ASCENT	Other HS Dual Enrollment Programs	Total All Programs
Two-Year Institutions				
Aims Community College	1,463	12	310	1,785
Arapahoe Community College	4,231	7	165	4,403
Colorado Northwestern Community College	504	1	27	532
Community College of Aurora	2,980	99	65	3,144
Community College of Denver	2,278	46	37	2,361
Front Range Community College	3,846	71	293	4,210
Lamar Community College	335	9	31	375
Morgan Community College	774	1	14	789
Northeastern Junior College	393	12	38	443
Otero Junior College	460	0	32	492
Pikes Peak Community College	2,102	60	160	2,322
Pueblo Community College	1,485	14	50	1,549
Red Rocks Community College	1,652	34	294	1,980
Trinidad State Junior College	658	2	14	674
Two-Year Total	22,582	353	1,524	24,459

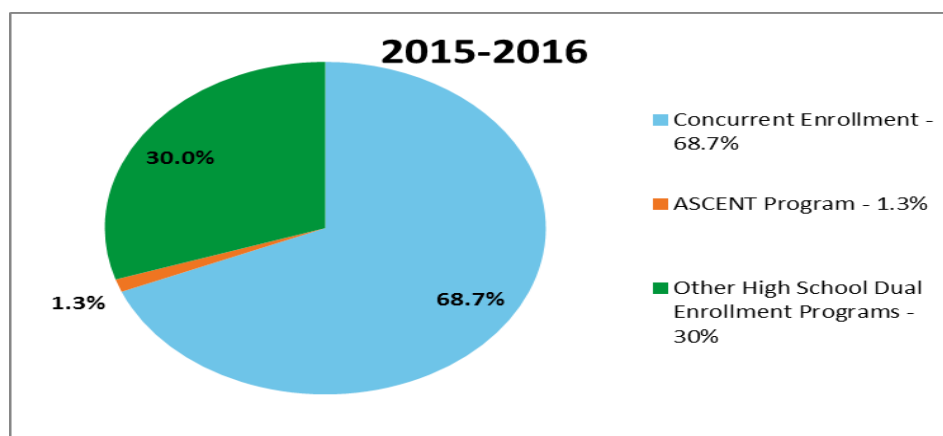
Public Institution of Higher Education	Concurrent Enrollment (HB09-1319)	ASCENT	Other HS Dual Enrollment Programs	Total All Programs
Area Technical Colleges (ATCs)				
Delta-Montrose Technical College	45	0	0	45
Emily Griffith Technical College	331	0	0	331
Pickens Technical College	570	0	0	570
ATC Total	946	0	0	946

Public Institution of Higher Education	Concurrent Enrollment (HB09-1319)	ASCENT	Other HS Dual Enrollment Programs	Total All Programs
Four-Year Institutions				
Adams State University	70	4	571	645
Colorado Mesa University	712	16	82	810
Colorado Mountain College	1,139	0	501	1,640
Colorado School of Mines	0	0	7	7
Colorado State University	10	0	0	10
Colorado State University - Pueblo	731	2	994	1,727
Fort Lewis College	50	0	8	58
Metropolitan State University of Denver	301	24	8	333
University of Colorado Boulder	34	0	40	74
University of Colorado Colorado Springs	60	0	2,416	2,476
University of Colorado Denver	12	0	5,285	5,297
University of Northern Colorado	34	1	545	580
Western State Colorado University	514	0	994	1,508
Four-Year Total	3,599	47	10,052	13,698
Grand Total	26,480	485	11,554	38,519

Note: All counts at each level unduplicated. Totals in each section may not equal grand total.

All institutional data in Table 2, including ASCENT data, are from DHE's SURDS. Totals include unduplicated counts from DHE's SURDS. Grand Total ASCENT counts are from CDE's October Count data. Also, as Colorado Mesa University (CMU) includes a two-year college, Western Colorado Community College (WCCC), as part of its system, some of the Concurrent Enrollment students counted here may be enrolled in WCCC, and not CMU's four-year program.

Figure 1. High School Dual Enrollment Summary, by Program



The remainder of this report will summarize Concurrent Enrollment and ASCENT programs as described in House Bill 09-1319. "Other" dual enrollment programs will not be hereafter reported.

Partnership Summary

A local education provider (LEP) that seeks to allow students to participate in Concurrent Enrollment must enter into a cooperative agreement with an institution of higher education per C.R.S. §22-35-104. The Concurrent Enrollment Programs Act defines a local education provider as a school district, a board of cooperative services (BOCES), a district charter school, or an institute charter school. In 2015-16, 26 public institutions of higher education and 226 LEPs had cooperative agreements in place using the Concurrent Enrollment model per C.R.S. §22-35-104. These totals may include duplicates as one LEP can have cooperative agreements with multiple institutions of higher education. Institutions of higher education and LEPs with cooperative agreements may differ from data on participation as agreements vary in terms of length. Additionally, institutions are asked to submit agreements to the DHE and those agreements may not have yet been received.

Participation Growth

The Concurrent Enrollment program continues to see sustained increases in participation. During the 2015-16 school year, 2,407 more students participated in the Concurrent Enrollment program than in the previous year. As reported last year, the increase from 2013-14 to 2014-15 was 2,639 students. The data indicate that while participation statewide continues to increase, the rate of growth has slowed. One factor contributing to the slowed rate of growth could be the steady number of school districts participating in Concurrent Enrollment. Currently, 94 percent of school districts and 82 percent of high schools in Colorado participate in Concurrent Enrollment which is a slight increase from last year's participation.

Table 3 displays the unduplicated student count for Concurrent Enrollment participation by institutions of higher education for the last two years. Front Range Community College had the largest increase of students enrolled (+831), with a total of 3,015 students participating. Colorado Mountain College had the largest participation increase of four-year institutions, with 288 more students participating in 2015-16 than in the previous school year. A total of 29 public institutions of higher education served Concurrent Enrollment students in 2015-16. See Appendix A for an unduplicated count of students by institution and participating high school.

Table 3: Concurrent Enrollment Programs 2015-2016, Prior-Year Comparison

Public Institutions of Higher Education	Number of Students, 2014-15 Academic Year	Number of Students, 2015-16 Academic Year	Change in number of students
Two-Year Public Institutions			
Aims Community College	1,196	1,463	+267
Arapahoe Community College	3,480	4,231	+751
Colorado Northwestern Community College	502	504	+2
Community College of Aurora	3,231	2,980	-251
Community College of Denver	2,502	2,278	-224
Front Range Community College	3,015	3,846	+831
Lamar Community College	368	335	-33
Morgan Community College	807	774	-33
Northeastern Junior College	405	393	-12
Otero Junior College	567	460	-107
Pikes Peak Community College	1,896	2,102	+206
Pueblo Community College	1,233	1,485	+252
Red Rocks Community College	1,482	1,652	+170
Trinidad State Junior College	683	658	-25
Area Technical Colleges (ATCs)			
Delta-Montrose Technical College	47	45	-2
Emily Griffith Technical College	232	331	+99
Pickens Technical College	604	570	-34
Four-Year Public Institutions			
Adams State University	59	70	+11
Colorado Mesa University	698	712	+14
Colorado Mountain College	851	1,139	+288
Colorado State University	12	10	-2
Colorado State University - Pueblo	512	731	+219
Fort Lewis College	42	50	+8
Metropolitan State University of Denver	99	301	+202
University of Colorado Boulder	26	34	+8
University of Colorado Colorado Springs	52	60	+8
University of Colorado Denver	4	12	+8
University of Northern Colorado	26	34	+8
Western State Colorado University	349	514	+165
Total	24,010	26,480	+2,470

Note: Counts throughout the report may differ based upon multiple enrollments and descriptive reporting. As Colorado Mesa University does include a two-year college as a part of its system, some of the concurrent enrollment students counted here may be enrolled in the two-year program, not the four-year program.

Participation by Districts and High Schools

A total of 2 BOCES and 167 school districts participated in Concurrent Enrollment in 2014-15, which represents 94 percent of school districts in Colorado (unchanged from 2014-15). See Figure 2 for a visual display of participating districts and participation rates and Appendix B for a complete list of Concurrent Enrollment headcount and participation rates by school district. Additionally, 407 high schools had at least one student participating in Concurrent Enrollment, representing 82 percent of all Colorado high schools (84 percent in 2014-15).

Table 4a lists the top 10 school districts with the highest percentage of high school students participating in Concurrent Enrollment. Moffat Consolidated School District, a rural district, tops the list with 80 percent of its students taking Concurrent Enrollment courses. All top participating school districts in Table 4a are classified by CDE as small rural districts.⁶

Table 4a: Top 10 Participating Rural Districts in Concurrent Enrollment, by Percentage of High School Students in Concurrent Enrollment, 2015-2016

District	Number of Students in Concurrent Enrollment (Unduplicated Headcount)	Percent of 9th-12th Graders in Concurrent Enrollment
Moffat 2	39	80%
Edison 54 JT	110	79%
Karval School District RE-23	8	67%
Crowley County School District	86	61%
Frenchman RE-3	31	55%
Meeker RE1	100	52%
La Veta RE-2	31	52%
Swink School District	51	48%
Liberty J-4	10	46%
Manzanola 3J	18	44%

Note: Percentage of 9th-12th grade students is based on CDE's October Count data.

Tables 4b and 4c highlight the top 10 schools and school districts with the highest number of students participating in Concurrent Enrollment by headcount. When looking at Concurrent Enrollment participation by student headcount, the state's larger schools and districts have the highest participation numbers. Cherokee Trail High School tops the high school list. Four of the high schools in Table 4b are new this year to the top 10 list for high school participation: Poudre High School, Rock Canyon High School, Mountain Vista High School, and Eagle Valley High School. In Table 4c, Denver Public Schools remains at the top spot on the list of the top 10 school districts participating in Concurrent Enrollment by headcount for the fourth year. Eagle County Schools was new on the top 10 list for the 2015-16 school year.

⁶ CDE's definition of rural schools: "A Colorado school district is determined to be rural giving consideration to the size of the district, the distance from the nearest large urban/urbanized area, and having a student enrollment of approximately 6,500 students or less. Small rural districts are those districts meeting these same criteria and having a student population of less than 1,000 students."

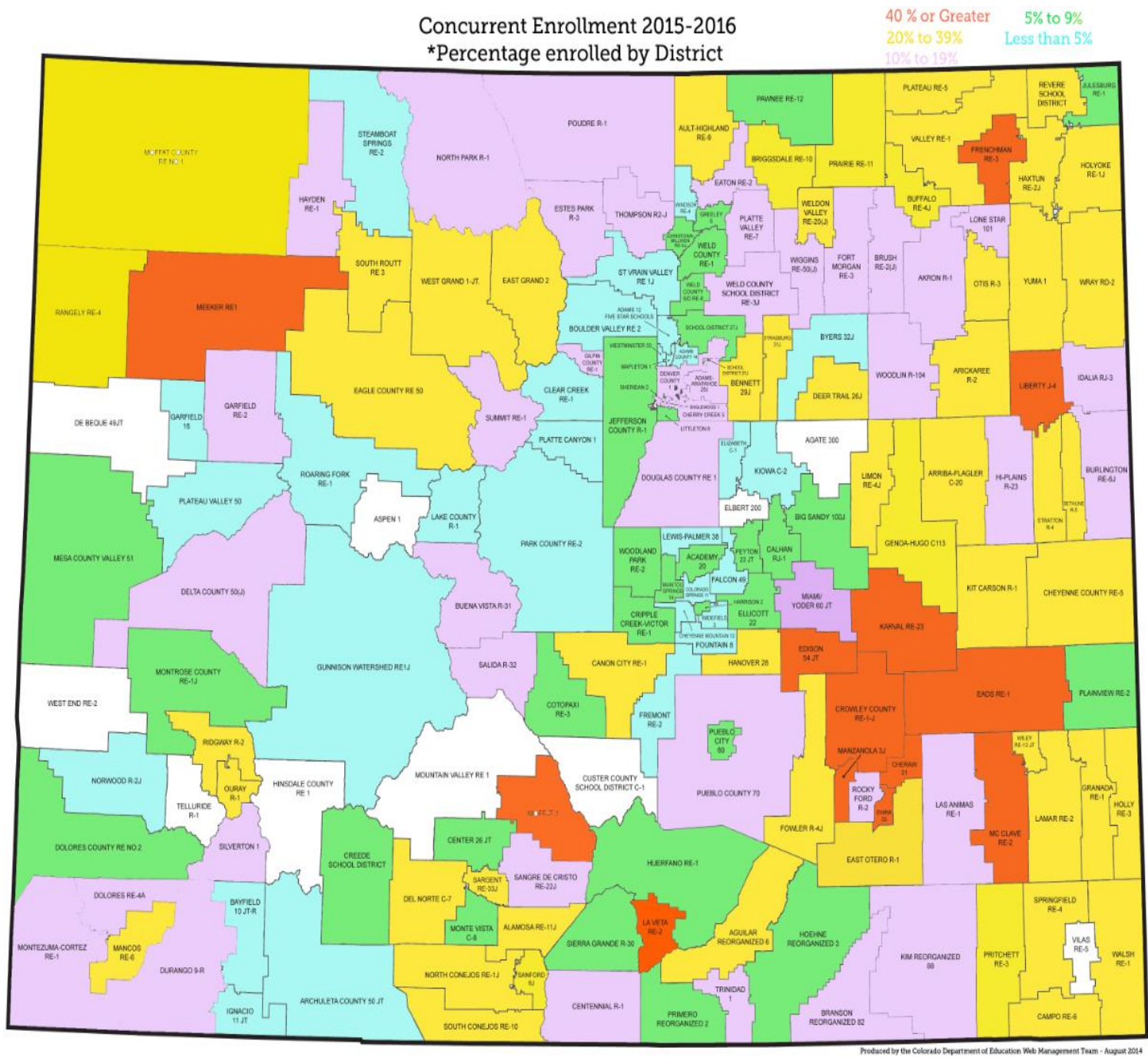
Table 4b: Top 10 Schools Participating in Concurrent Enrollment, by Student Headcount 2015-2016

District/Institute	School	Unduplicated Headcount
Cherry Creek Schools	Cherokee Trail High School	562
Cherry Creek Schools	Grandview High School	561
Colorado Charter School Institute (CSI)	Colorado Early College Fort Collins	533
Poudre School District	Poudre High School	437
Douglas County School District	Rock Canyon High School	416
Jeffco Public Schools	Chatfield High School	402
Douglas County School District	Mountain Vista High School	374
Cherry Creek Schools	Overland High School	351
Aurora Public Schools	Hinkley High School	343
Eagle County Schools	Eagle Valley High School	340

Table 4c: Top 10 Participating Districts in Concurrent Enrollment, by Student Headcount 2015-2016

District	Number of Schools Within the District with CE Programs	Unduplicated Headcount
Denver Public Schools	29	2,531
Douglas County School District	11	2,209
Jeffco Public Schools	29	2,017
Cherry Creek Schools	6	1,988
Aurora Public Schools (Adam-Arapahoe 28J)	9	1,115
Poudre School District	9	945
Colorado Charter School Institute (CSI)	9	910
Eagle County Schools	3	609
Mesa County Valley School District 51	6	554
Thompson R2-J	5	514

Figure 2. Map of School Districts Participating in Concurrent Enrollment with Percent Enrolled 2015-16

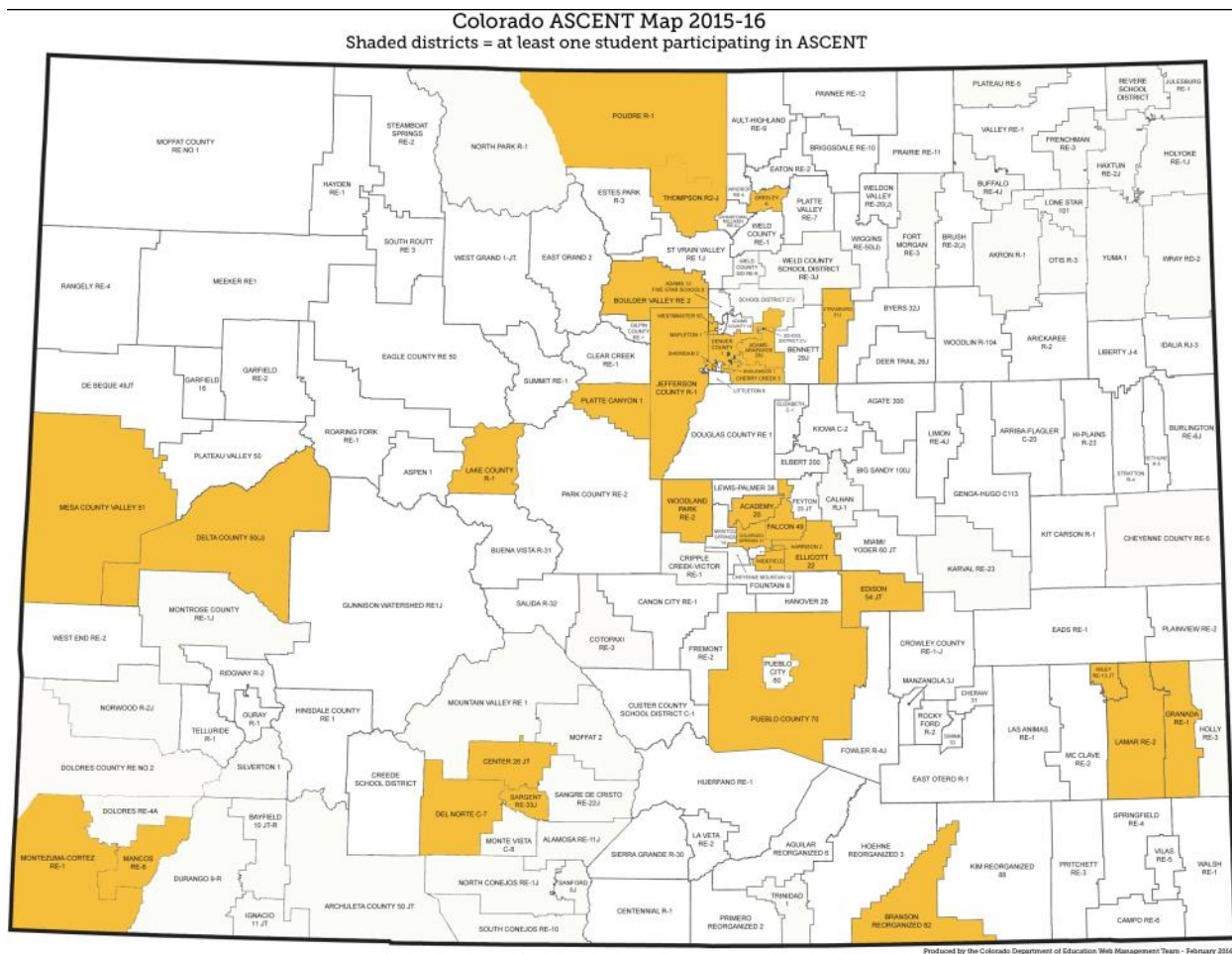


Accelerating Students through Concurrent ENrollment (ASCENT)

The ASCENT program provides an opportunity for students to continue to participate in Concurrent Enrollment in the year directly following the student's twelfth grade year, or a fifth year of high school. Thirty-seven (37) districts, a decrease of three (3) from the 2014-15 year, participated in this program with a total enrollment of 485 students. Appendix C provides a list of the districts and the unduplicated headcount of students who participated in the ASCENT program using data that was obtained through the Colorado Department of Education's October Count.

CDE October Count data was used in this section of the report in order to align with the amount of funding received by districts/LEPs for ASCENT participation. As students can participate part-time, the unduplicated headcount may be larger than the total FTE funded by the legislature.

Figure 3. Map of School Districts Participating in ASCENT, 2015-16



ASCENT Demographics

Per C.R.S. §22-35-108, students eligible to participate in ASCENT must have completed 12 postsecondary credit hours prior to the completion of the 12th grade year, and not be in need of basic skills coursework in their selected pathway. ASCENT students must also be selected for participation by the school principal and accepted into a postsecondary degree program.

One of the objectives of the ASCENT program is to increase the percentage of students who participate in postsecondary education, especially among low-income and traditionally underserved populations (C.R.S. §22-35-108). Tables 5a and 5b provide information on ASCENT participation by race/ethnicity and gender. Nearly half of students who participated in ASCENT in 2015-16 were Hispanic, a minority group that is historically underrepresented in postsecondary education. Similar to Concurrent Enrollment participation, more females participated in ASCENT than males.

Table 5a: ASCENT Participation, by Race/Ethnicity, 2015-2016

Race/Ethnicity	2015-2016 Percent of Students
Asian	< 5%
African American	< 5%
Hawaiian or Pacific Islander	< 5%
Hispanic	49%
Native American/Alaskan Native	< 5%
White	43%
More than one race/ethnicity	< 5%

Table 5b: ASCENT Participation, by Gender, 2015-2016

Gender	2015-2016 Percent of Students
Female	60%
Male	40%

Table 5c outlines ASCENT participation by students' eligibility for free or reduced priced lunch (FRL). Nearly 30 percent of ASCENT students were eligible for free or reduced priced lunch, with the majority of these students qualifying for free lunch.

Table 5c: ASCENT Participation, by FRL Status, 2015-2016

FRL Eligibility Status	2015-2016 Percent of Students
Free Lunch	23%
Reduced Lunch	4%
Not Eligible	73%

Concurrent Enrollment Demographics

Table 6a provides information on Concurrent Enrollment participation by race/ethnicity. The number of Hispanics students—Colorado’s largest minority group—participating in Concurrent Enrollment increased by 7 percent from 2014-15 to 2015-16. Additionally, participation by Asian students and Hawaiian or Pacific Islander students increased by 18 percent and 21 percent respectively. Overall, since the beginning of Concurrent Enrollment in 2009, the program has seen significant diversification, and the composition of the Concurrent Enrollment program continues to closely resemble the composition of public high schools in Colorado. Table 6b displays Concurrent Enrollment participation by gender. Over the last three school years more females have participated in Concurrent Enrollment than males.

Table 6a: Concurrent Enrollment Participation, by Race/Ethnicity, 2015-2016

Race/Ethnicity	2014-2015 Academic Year Number/Percent		2015-2016 Academic Year Number/Percent		Percent Change in Number of Students
Asian	654	3%	774	3%	+18%
African American	870	4%	794	3%	-9%
Hawaiian or Pacific Islander	53	0.2%	64	0.2%	+21%
Hispanic	5,344	22%	5,715	22%	+7%
Native American/Alaskan Native	175	1%	152	1%	-13%
Unknown/Did not wish to Answer	2,465	10%	2,528	10%	+3%
White	13,399	55%	14,436	56%	+8%
More than one race/ethnicity	837	3%	939	4%	+12%
Nonresident Alien	443	2%	401	2%	-9%

Note: Includes Concurrent Enrollment and does not include ASCENT. Counts may differ based upon multiple enrollments and descriptive reporting. A nonresident alien is a person who is not a citizen or national of the United States and who is in this country on a visa or temporary basis and does not have the right to remain indefinitely.

Table 6b: Concurrent Enrollment Participation, by Gender, 2015-2016

Gender	2014-2015 Academic Year Number/Percent		2015-2016 Academic Year Number/Percent		Percent Change in Number of Students
Female	13,007	54%	13,722	54%	+9%
Male	10,971	46%	11,788	46%	+12%
No Gender Data	29	0.1%	50	0.2%	+72%

Note: Includes Concurrent Enrollment and does not include ASCENT. Counts may differ based upon multiple enrollments and descriptive reporting. Headcount enrollments, by ethnicity and gender, for each participating higher education institution are available in Appendices D and E.

Academic Success

Table 7 details the number of credit hours attempted and the number of credit hours passed for Concurrent Enrollment students by institution of higher education. In 2015-16, high school students attempted a total of 214,276 Concurrent Enrollment credit hours, up from 198,375 hours in the previous year. The average number of credit hours attempted by Concurrent Enrollment students was 8, with an average of 7.5 hours passed.

A large majority of the Concurrent Enrollment hours taken by students—93 percent— were passed in 2015-16. This is unchanged from the 2014-15 school year pass rate of 93 percent. The pass rate for the 2013-14 school year was 89 percent.

Remedial Courses

Table 8 details student participation in basic skills, or remedial, Concurrent Enrollment courses. Per C.R.S. §22-25-104, a student may concurrently enroll in basic skills courses only if the student is enrolled in the 12th grade. Out of all Concurrent Enrollment students, 1,911 students, or 7.5 percent, enrolled in remedial courses compared to 8.6 percent in the previous year.

Community College of Denver, the largest contributor to the remedial Concurrent Enrollment population, saw a 25 percent decrease in remedial Concurrent Enrollment. Community College of Denver enrolls nearly 45 percent of all remedial Concurrent Enrollment students. Utilizing dual enrollment for remedial courses helps students successfully complete developmental education prior to college enrollment. This enables students to immediately enter college-level, credit-bearing courses and be on their way to earning a postsecondary credential.

Table 7: Concurrent Enrollment Credit Hours Attempted and Passed, 2015-2016

Public Institution of Higher Education	Number of Students, 2015-16	Total Hours Attempted	Total Hours Passed	Pass Rate
Two-Year Institutions				
Aims Community College	1,463	10,928	10,054	92%
Arapahoe Community College	4,231	23,369	22,431	96%
Colorado Northwestern Community College	504	4,986	4,526	91%
Community College of Aurora	2,980	20,835	19,247	92%
Community College of Denver	2,278	14,859	12,591	85%
Front Range Community College	3,846	29,035	27,579	95%
Lamar Community College	335	4,586	4,524	99%
Morgan Community College	774	9,415	9,248	98%
Northeastern Junior College	393	4,251	4,193	99%
Otero Junior College	460	4,202	3,939	94%
Pikes Peak Community College	2,102	26,362	24,397	93%
Pueblo Community College	1,485	14,321	13,167	92%
Red Rocks Community College	1,652	15,165	14,537	96%
Trinidad State Junior College	658	5,261	5,056	96%
Four-Year Institutions				
Adams State University	70	1,110	996	90%
Colorado Mesa University	712	4,468	4,412	99%
Colorado Mountain College	1,139	7,774	7,581	98%
Colorado State University	10	49	45	92%
Colorado State University - Pueblo	731	7,770	6,386	82%
Fort Lewis College	50	558	537	96%
Metropolitan State University of Denver	301	1,419	1,254	88%
University of Colorado Boulder	34	247	238	96%
University of Colorado Colorado Springs	60	700	700	100%
University of Colorado Denver	12	93	90	97%
University of Northern Colorado	34	201	192	96%
Western State Colorado University	514	2,315	2,221	96%
Total	26,480	214,276	200,139	93%

**Table 8: Remedial Concurrent Enrollment Course Participation
Credit Hours Attempted and Passed**

Public Institution of Higher Education	Number of Students 2014-2015	Number of Students 2015-2016	Total Hours Attempted 2015-2016	Total Hours Passed 2015-2016	Pass Rate 2015-2016
Two-Year Public Institutions					
Aims Community College	12	32	140	94	67%
Arapahoe Community College	112	147	795	613	77%
Colorado Northwestern Community College	55	21	102	40	39%
Community College of Aurora	445	441	2,141	1,852	87%
Community College of Denver	1,148	857	5,378	4,021	75%
Front Range Community College	69	24	120	86	72%
Lamar Community College	14	9	36	36	100%
Morgan Community College	0	3	12	8	67%
Northeastern Junior College	22	12	61	57	93%
Otero Junior College	16	1	4	0	0%
Pikes Peak Community College	27	37	169	115	68%
Pueblo Community College	75	149	723	608	84%
Red Rocks Community College	3	4	23	19	83%
Trinidad State Junior College	25	15	87	83	95%
Four-Year Public Institutions					
Adams State University	12	7	31	12	39%
Colorado Mesa University	17	45	235	235	100%
Colorado Mountain College	0	56	283	220	78%
Colorado State University - Pueblo	2	0	-	-	-
Western State Colorado University	1	51	153	120	78%
Total	2,054	1,911	10,493	8,219	78%

Career and Technical Education Courses

Per C.R.S. §22-35-103, Concurrent Enrollment students have the opportunity to take postsecondary career and technical education (CTE) courses and earn credit that can be applied toward a technical certificate or degree. In 2015-16, nearly 10,300 students participated in CTE Concurrent Enrollment courses, which represent nearly 40 percent of all Concurrent Enrollment students. Table 9, below, displays the number of students by institution of higher education. Arapahoe Community College served the most students with CTE Concurrent Enrollment programs—over 2,500 students—in 2015-16.

Providing opportunities for CTE courses as part of dual enrollment offerings is an important strategy to help improve outcomes for traditionally underserved students. The CTE pathways in Colorado provide additional options for students to earn postsecondary credentials, and offering CTE through Concurrent Enrollment allows students to get a head start on those pathways.

Table 9: Career and Technical Education (CTE) Concurrent Enrollment Participation 2015-2016

Public Institutions of Higher Education	Number of Students in CTE Concurrent Enrollment Courses
Adams State University	1
Aims Community College	751
Arapahoe Community College	2,508
Colorado Mesa University	321
Colorado Mountain College	264
Colorado Northwestern Community College	194
Community College of Aurora	704
Community College of Denver	525
Front Range Community College	1,597
Lamar Community College	99
Morgan Community College	175
Northeastern Junior College	117
Otero Junior College	180
Pikes Peak Community College	932
Pueblo Community College	659
Red Rocks Community College	1,296
Trinidad State Junior College	225
Total	10,282

Totals include unduplicated counts from DHE's SURDS

Note: Area Technical Colleges may also offer CTE Concurrent Enrollment courses, but those data were currently unavailable for this report.

Postsecondary Credentials

Table 10 shows how many Concurrent Enrollment and ASCENT students are seeking a postsecondary credential while in high school. Overall, 14,124 students registered for their courses in a specific credential program. Most students are seeking an Associate of Arts or Associate of Science degree.

Of students participating in ASCENT, more than 79 percent enroll in a credential-seeking program. For students enrolled in Concurrent Enrollment programs, nearly 54 percent enroll in a credential-seeking program. This is the first year that more students are enrolled credential-seeking programs than non-credential seeking programs.

Table 10: Concurrent Enrollment and ASCENT Postsecondary Credential-Seeking Students 2015-2016

Credential Type	Concurrent Enrollment Students	ASCENT Students	Total Students
Certificate (less than 1 year)	1,381	13	1,394
Certificate (at least 1 year, less than 2)	367	4	371
Associates Applied Science	2,266	69	2,335
Associates of General Studies	1,174	29	1,203
Associate Degree (AA or AS)	8,513	228	8,741
Bachelor of Arts Degree	38	42	80
Total credential-seeking	13,739	385	14,124
Not credential-seeking	13,036	65	13,101

Note: ASCENT numbers are from DHE's SURDS.

Table 11 displays the number and type of credentials actually earned by high school students participating in the Concurrent Enrollment or ASCENT programs during the 2015-16 academic year. Through Concurrent Enrollment or ASCENT programs, 1,491 students earned some type of postsecondary credential in 2015-16. This is a 21 percent increase over last year's total credential completion number (1,231).

Table 11: Concurrent Enrollment and ASCENT Postsecondary Credential Completion 2015-2016

Credential Type	Total Students, 2015-2016	Total Students, 2014-2015	Change from previous year
Certificate (less than 1 year)	1,159	919	+240
Certificate (at least 1 year, less than 2)	55	62	-7
Associates Applied Science	16	9	+7
Associates of General Studies	35	29	+6
Associate Degree (AA or AS)	226	212	+14
Total	1,491	1,231	+260

Note: ASCENT numbers are from DHE's SURDS.

Outcomes of Dual Enrollment Programs

The last two prior Concurrent Enrollment reports included an inferential analysis section which examined the effect participation in dual enrollment programs has on student matriculation to, and performance in, college.

The findings show better outcomes on all indicators for dual enrollment students as compared to students who did not take dual enrollment courses. The 2014 study found that participation in dual enrollment is associated with a 23 percent increase in the likelihood of enrolling in college and a 10 percent decrease in the need for remediation, holding gender, income, race/ethnicity, and ACT scores constant.⁷

Additionally, students participating in dual enrollment had higher earned cumulative credit hours, higher first-year grade point averages and more students returned for their second year of college. These promising findings for all students, regardless of background factors, place concurrent enrollment as a main strategy for closing the attainment gap and increasing credential completion.

Next Steps

Concurrent Enrollment includes strong partnerships between school districts, charter schools, 2-year colleges, and 4-year colleges with support from the Concurrent Enrollment Advisory Board, which includes the Colorado Department of Education, Colorado Department of Higher Education and the Colorado Community College System.

Establish and strengthen partnerships between districts and postsecondary institutions.

These stakeholders strive to support Concurrent Enrollment with the goal of maintaining and growing participation in Concurrent Enrollment across Colorado. Pursuant to statute § 22-35-107 (6)(c), continue to provide guidance so that all school districts have adequate resources to enter into at least one cooperative agreement. Support can be provided to districts not currently participating in Concurrent Enrollment, with specific focus on those that participated in previous years, to determine interest in beginning and continuing to offer this opportunity. This could include site visits to discuss alignment of Concurrent Enrollment with district postsecondary readiness goals, provide implementation resources and example practices, and examine potential barriers to participation, as well as convening districts with their local institutions of higher education to explore partnership opportunities.

⁷ [The Effects of Concurrent Enrollment on the College-Going and Remedial Education Rates of Colorado's High School Students](#). Colorado Department of Higher Education. March 2014.

Encourage growth and success of Concurrent Enrollment.

With the high number of partnerships already in place, there is increased need for technical assistance to expand and strengthen existing partnerships; and to support a greater number of students participating in the program. Areas that have been identified as priorities for improving partnerships include streamlining processes between partners, increasing number of high school teachers approved to teach Concurrent Enrollment courses, and outlining roles and responsibilities. Of particular focus will be providing tools and information to assist school districts in explaining the transferability and degree applicability of Concurrent Enrollment courses offered at their schools to students and families. Additionally, research is currently being conducted on student postsecondary outcomes based on the location they receive Concurrent Enrollment (on a high school campus or on a college campus) to better inform current practices.

Clarify higher education guidance on qualifications for high school teachers to teach Concurrent Enrollment.

Offering college courses through the state's legislated Concurrent Enrollment program on high school campuses, taught by high school teachers, increases students' access to Concurrent Enrollment. High school teachers seeking approval from institutions of higher education to teach Concurrent Enrollment courses must meet the same hiring requirements as other faculty at that institution of higher education. Teachers must not only meet the conditions set forth by the institution, but also by the credential requirements outlined by the Higher Learning Commission. Efforts to increase the pathways for current or upcoming high school teachers to meet these requirements in a timely and financially feasible manner have begun with hopes to be expanded.

Attachment A: Reporting Requirements and Data Availability

Reporting Requirement	Source	Data Availability from 2015-2016 Academic Year (AY)
The number and names of local education providers and institutions of higher education that have entered into cooperative agreements	Institutions of Higher Education through Department of Higher Education	Used institutional data for 2015-16 AY.
The number of qualified students who participated in a concurrent enrollment program in the previous school year, including subtotals for each local education provider and each institution of higher education	Department of Higher Education	Used SURDS data for 2015-16 AY.
Demographic information about qualified students who participated in a concurrent enrollment program in the previous school year	Department of Higher Education	Used SURDS data for 2015-16 AY.
The total number of credit hours completed at each institution of higher education by qualified students who participated in a concurrent enrollment program in the previous school year	Department of Higher Education	Used SURDS data for 2015-16 AY.
The total number of basic skills courses completed at each institution of higher education in the previous school year by qualified students participating in a concurrent enrollment program	Department of Higher Education	Used SURDS data for 2015-16 AY.
The total tuition costs paid by local education providers to institutions of higher education in the previous school year on behalf of qualified students who participated in dual enrollment programs in the previous school year, including subtotals for each local education provider and each institution of higher education	Local Education Provider Request or Institution of Higher Education Request.	Data currently not available based on higher education tuition breakdowns and structures.
The total number of qualified students designated by the department as ASCENT program participants in the previous school year	Colorado Department of Education / Department of Higher Education	Used CDE & SURDS data for 2015-16 AY.
The postsecondary degree and certificate programs in which ASCENT program participants were concurrently enrolled in the previous school year, including subtotals indicating how many ASCENT program participants concurrently enrolled in each postsecondary degree and certificate program	Department of Higher Education	Used SURDS data for 2015-16 AY.
Data indicating the total number and percentages of qualified students who failed to complete at least one course in which they concurrently enrolled	Department of Higher Education	Used SURDS data for 2015-16 AY.
To the extent possible, data indicating the total number and percentage of qualified students who concurrently enrolled in college courses who have completed a postsecondary degree	Department of Higher Education	Used SURDS data for 2015-16 AY.

Appendix A: 2015-2016 Concurrent Enrollment Headcount, By Institutions of Higher Education with participating High Schools

No Data indicates that there was not a high school associated with the student data submitted by the institution of higher education to the Department of Higher Education.

Note: A breakdown for Area Technical Colleges (ATCs) is not available due to data limitations.

Adams State University	70
ALAMOSA HIGH SCHOOL	34
BYRON SYRING DELTA CENTER	1
CENTAURI HIGH SCHOOL	2
CENTENNIAL SCHOOL	3
CENTER HIGH SCHOOL	1
COLORADO PROVOST ACADEMY	1
CRESTONE CHARTER SCHOOL	7
DEL NORTE HIGH SCHOOL	5
GOAL ACADEMY	2
MONTE VISTA ON-LINE ACADEMY	4
MONTE VISTA SENIOR HIGH SCHOOL	3
SANGRE DE CRISTO UNDIVIDED HIGH SCHOOL	2
SARGENT SENIOR HIGH SCHOOL	1
SIERRA GRANDE K-12 SCHOOL	4
Aims Community College	1,463
NO DATA	8
BERTHOUD HIGH SCHOOL	6
BRANSON SCHOOL ONLINE	1
BRIGGSDALE UNDIVIDED HIGH SCHOOL	12
CENTENNIAL BOCES HS	3
CENTENNIAL HIGH SCHOOL	7
COLORADO EARLY COLLEGE FORT COLLINS	417
DENVER ONLINE HIGH SCHOOL	1
EARLY COLLEGE HIGH SCHOOL	3
EATON HIGH SCHOOL	48
ENGAGE ONLINE ACADEMY	2
ERIE HIGH SCHOOL	1
FORT COLLINS HIGH SCHOOL	54
FORT LUPTON HIGH SCHOOL	44
FREDERICK SENIOR HIGH SCHOOL	1
FRONTIER CHARTER ACADEMY	62
GOAL ACADEMY	7
GREELEY CENTRAL HIGH SCHOOL	58
GREELEY WEST HIGH SCHOOL	32
HIGHLAND HIGH SCHOOL	57
INSIGHT SCHOOL OF COLORADO	1
JEFFERSON HIGH SCHOOL	19
LOVELAND HIGH SCHOOL	13
MEAD HIGH SCHOOL	13
MOUNTAIN VIEW HIGH SCHOOL	27

NORTHRIDGE HIGH SCHOOL	160
OPTIONS SCHOOL	13
PAWNEE SCHOOL PK-12	2
PLATTE VALLEY HIGH SCHOOL	27
PRAIRIE JUNIOR-SENIOR HIGH SCHOOL	2
ROCKY MOUNTAIN DIGITAL ACADEMY	5
ROCKY MOUNTAIN HIGH SCHOOL	11
ROOSEVELT HIGH SCHOOL	52
THOMPSON ONLINE	1
THOMPSON VALLEY HIGH SCHOOL	50
UNION COLONY PREPARATORY SCHOOL	78
UNIVERSITY SCHOOLS	19
VALLEY HIGH SCHOOL	37
WELD CENTRAL SENIOR HIGH SCHOOL	60
WINDSOR HIGH SCHOOL	43
Arapahoe Community College	4,231
NO DATA	218
ABRAHAM LINCOLN HIGH SCHOOL	3
ARAPAHOE HIGH SCHOOL	228
AURORA CENTRAL HIGH SCHOOL	1
BRANSON SCHOOL	1
BRANSON SCHOOL ONLINE	1
BRUCE RANDOLPH SCHOOL	1
CASTLE VIEW HIGH SCHOOL	150
CEC MIDDLE COLLEGE OF DENVER	27
CHAPARRAL HIGH SCHOOL	89
CHATFIELD HIGH SCHOOL	367
CHEROKEE TRAIL HIGH SCHOOL	131
CHERRY CREEK HIGH SCHOOL	244
COLORADO EARLY COLLEGES DOUGLAS COUNTY	187
COLORADO PREP ACADEMY	1
COLORADO'S FINEST HIGH SCHOOL OF CHOICE	32
COLUMBINE HIGH SCHOOL	44
CONTEMPORARY LEARNING ACADEMY	1
DAKOTA RIDGE SENIOR HIGH SCHOOL	1
DENVER CENTER FOR INTERNATIONAL STUDIES	1
DENVER ONLINE HIGH SCHOOL	8
DENVER SCHOOL OF THE ARTS	18
DOUGLAS COUNTY HIGH SCHOOL	96
EAGLE ACADEMY	2
EAGLECREST HIGH SCHOOL	53
EAST HIGH SCHOOL	1
EDISON JUNIOR-SENIOR HIGH SCHOOL	1
ENDEAVOR ACADEMY	1

ENGLEWOOD HIGH SCHOOL	116
ESCUELA TLATELOLCO SCHOOL	2
EXCEL ACADEMY	2
FALCON HIGH SCHOOL	1
FRONTIER HIGH SCHOOL	1
GRANDVIEW HIGH SCHOOL	80
GREELEY CENTRAL HIGH SCHOOL	4
HERITAGE HIGH SCHOOL	89
HIGH TECH EARLY COLLEGE	1
HIGHLANDS RANCH HIGH SCHOOL	272
INSIGHT SCHOOL OF COLORADO	1
JEFFERSON ACADEMY HIGH SCHOOL	2
JOHN F KENNEDY HIGH SCHOOL	49
LEGEND HIGH SCHOOL	300
LITTLETON HIGH SCHOOL	33
MARTIN LUTHER KING JR. EARLY COLLEGE	1
MOUNTAIN VISTA HIGH SCHOOL	349
NORTH HIGH SCHOOL	1
OPTIONS HIGH SCHOOL	5
OPTIONS SCHOOL	3
OVERLAND HIGH SCHOOL	106
PONDEROSA HIGH SCHOOL	122
ROCK CANYON HIGH SCHOOL	242
ROCK SOLID HIGH SCHOOL	1
ROCKY MOUNTAIN SCHOOL OF EXPEDITIONARY LEARNING	5
SHERIDAN HIGH SCHOOL	44
SMOKY HILL HIGH SCHOOL	20
SPRINGS STUDIO FOR ACADEMIC EXCELLENCE	1
STEM MIDDLE & HIGH SCHOOL	110
SUMMIT ACADEMY	1
THOMAS JEFFERSON HIGH SCHOOL	261
THUNDERRIDGE HIGH SCHOOL	187
TWO ROADS CHARTER SCHOOL	5
VISTA PEAK 9-12 PREPARATORY	1
Colorado Mesa University	712
NO DATA	4
BRIDGES	10
CENTRAL HIGH SCHOOL	116
COLORADO EARLY COLLEGE FORT COLLINS	1
COLORADO PREP ACADEMY	1
DELTA VISION SCHOOL	4
FRUITA MONUMENT HIGH SCHOOL	186
GOAL ACADEMY	1
GRAND JUNCTION HIGH SCHOOL	172

GRAND RIVER ACADEMY	8
GUIDED ONLINE ACAD LRNG ACAD	3
HOTCHKISS HIGH SCHOOL	23
LIFE ACADEMY	2
MESA VALLEY VISION HOME CMNTY	18
MONTROSE HIGH SCHOOL	1
NORWOOD PUBLIC SCHOOLS	2
OLATHE HIGH SCHOOL	45
OURAY SENIOR HIGH SCHOOL	14
OVERLAND HIGH SCHOOL	1
PALISADE HIGH SCHOOL	67
PEAK VIRTUAL ACADEMY	1
PLATEAU VALLEY HIGH SCHOOL	3
R-5 HIGH SCHOOL	6
RIDGWAY HIGH SCHOOL	21
Colorado Mountain College	1,139
NO DATA	89
BASALT HIGH SCHOOL	36
BATTLE MOUNTAIN HIGH SCHOOL	270
BRADY HIGH SCHOOL	1
BUENA VISTA HIGH SCHOOL	36
CHAFFEE COUNTY HIGH SCHOOL	2
COAL RIDGE HIGH SCHOOL	91
COTOPAXI JUNIOR-SENIOR HIGH SCHOOL	1
EAGLE VALLEY HIGH SCHOOL	340
FREDERICK SENIOR HIGH SCHOOL	1
GLENWOOD SPRINGS HIGH SCHOOL	16
GRAND VALLEY HIGH SCHOOL	11
LAKE COUNTY HIGH SCHOOL	9
PETOSKEY HIGH SCHOOL	1
RED CANYON HIGH SCHOOL	1
RIFLE HIGH SCHOOL	61
SALIDA HIGH SCHOOL	29
SNOWY PEAKS HIGH SCHOOL	9
STEAMBOAT SPRINGS HIGH SCHOOL	27
SUMMIT HIGH SCHOOL	95
THE PEAK SCHOOL	12
WOODSTOCK UNION HIGH SCHOOL	1
Colorado Northwestern Community College	504
NO DATA	62
BRANSON SCHOOL	1
DENVER ONLINE HIGH SCHOOL	1
HAYDEN HIGH SCHOOL	19
HOTCHKISS HIGH SCHOOL	28

LA JUNTA JR/SR HIGH SCHOOL	1
MEEKER HIGH SCHOOL	100
MOFFAT COUNTY HIGH SCHOOL	170
MOFFAT PREK-12 SCHOOL	32
NORTH PARK SCHOOL	7
RANGELY JUNIOR/SENIOR HIGH SCHOOL	25
RIDGWAY HIGH SCHOOL	10
SOROCO HIGH SCHOOL	20
WEST GRAND HIGH SCHOOL	31
Colorado State University	10
NO DATA	1
FORT COLLINS HIGH SCHOOL	1
FOSSIL RIDGE HIGH SCHOOL	1
POUDRE HIGH SCHOOL	4
ROCKY MOUNTAIN HIGH SCHOOL	3
Colorado State University - Pueblo	731
NO DATA	443
CENTENNIAL HIGH SCHOOL	9
CENTRAL HIGH SCHOOL	6
CHAPARRAL HIGH SCHOOL	1
CHAVEZ HUERTA K-12 PREP ACAD	6
COLORADO EARLY COLLEGES DOUGLAS COUNTY	44
COLORADO SPRINGS EARLY COLLEGES	9
DOUGLAS COUNTY HIGH SCHOOL	3
EAST HIGH SCHOOL	18
GOAL ACADEMY	7
PUEBLO COUNTY HIGH SCHOOL	38
PUEBLO WEST HIGH SCHOOL	81
ROCKY MOUNTAIN DIGITAL ACADEMY	1
RYE HIGH SCHOOL	14
SOUTH HIGH SCHOOL	4
STEM MIDDLE & HIGH SCHOOL	72
SWALLOWS CHARTER ACADEMY HIGH SCHOOL	14
Community College of Aurora	2,980
NO DATA	50
APS ONLINE SCHOOL	4
AURORA CENTRAL HIGH SCHOOL	232
AURORA WEST COLLEGE PREPARATORY ACADEMY	61
BRANSON SCHOOL	2
CHEROKEE TRAIL HIGH SCHOOL	460
COLLEGIATE PREPARATORY ACADEMY	33
COLORADO EARLY COLLEGES DOUGLAS COUNTY	27
COLORADO PREP ACADEMY	1
DCIS MONTBELLO HIGH SCHOOL	81

DENVER ONLINE HIGH SCHOOL	4
DENVER SCHOOL OF THE ARTS	3
DSST: STAPLETON HIGH SCHOOL	1
EAGLECREST HIGH SCHOOL	95
EARLY COLLEGE HIGH SCHOOL	1
GATEWAY HIGH SCHOOL	80
GEORGE WASHINGTON HIGH SCHOOL	2
GRANDVIEW HIGH SCHOOL	491
GUIDED ONLINE ACAD LRNG ACAD	1
HIGH TECH EARLY COLLEGE	15
HINKLEY HIGH SCHOOL	343
MARTIN LUTHER KING JR. EARLY COLLEGE	43
MONTBELLO HIGH SCHOOL	3
NEW AMERICA SCHOOL-AURORA	2
NOEL COMMUNITY ARTS SCHOOL	24
OPTIONS SCHOOL	6
OVERLAND HIGH SCHOOL	250
RANGEVIEW HIGH SCHOOL	286
ROCK CANYON HIGH SCHOOL	204
ROCK SOLID HIGH SCHOOL	2
SMOKY HILL HIGH SCHOOL	83
SOUTH HIGH SCHOOL	1
STEM MIDDLE & HIGH SCHOOL	1
STRASBURG HIGH SCHOOL	1
THOMAS JEFFERSON HIGH SCHOOL	2
VISTA ACADEMY	35
VISTA PEAK 9-12 PREPARATORY	48
WEBER HIGH SCHOOL	1
WILLIAM SMITH HIGH SCHOOL	27
Community College of Denver	2,278
NO DATA	303
ABRAHAM LINCOLN HIGH SCHOOL	192
ACCELERATED SCHOOLS	2
ADAMS CITY HIGH SCHOOL	37
BRANSON SCHOOL	1
BRUCE RANDOLPH SCHOOL	254
CEC MIDDLE COLLEGE OF DENVER	263
COLORADO EARLY COLLEGES DOUGLAS COUNTY	1
COLORADO HIGH SCHOOL CHARTER	8
COMPASSION ROAD ACADEMY	1
CONTEMPORARY LEARNING ACADEMY	34
DCIS MONTBELLO HIGH SCHOOL	38
DENVER CENTER FOR INTERNATIONAL STUDIES	70
DENVER CTR 21ST CENTURY LEARN	7

DENVER ONLINE HIGH SCHOOL	20
DENVER SCHOOL OF THE ARTS	1
EAST HIGH SCHOOL	130
EMILY GRIFFITH TECHNICAL COLLEGE	35
ESCUELA TLATELOLCO SCHOOL	6
EXCEL ACADEMY	8
FLORENCE CRITTENTON HIGH SCHOOL	16
GEORGE WASHINGTON HIGH SCHOOL	2
HIGH TECH EARLY COLLEGE	23
JOHN F KENNEDY HIGH SCHOOL	154
KUNSMILLER CREATIVE ARTS ACAD	60
LA ACADEMIA DENVER INNER CTY	3
MANUAL HIGH SCHOOL	33
MARTIN LUTHER KING JR. EARLY COLLEGE	59
MONTBELLO HIGH SCHOOL	1
NORTH HIGH SCHOOL	142
P.R.E.P. (POSITIVE REFOCUS EDUCATION PROGRAM)	17
SMOKY HILL HIGH SCHOOL	1
SOUTH HIGH SCHOOL	188
SOUTHWEST EARLY COLLEGE	121
SUMMIT ACADEMY	18
THOMAS JEFFERSON HIGH SCHOOL	7
TWO ROADS CHARTER SCHOOL	1
WEST CAREER ACADEMY	6
WEST LEADERSHIP ACADEMY	20
Fort Lewis College	50
BAYFIELD HIGH SCHOOL	6
DOLORES HIGH SCHOOL	2
DURANGO BIG PICTURE HIGH SCHOOL	2
DURANGO HIGH SCHOOL	15
GOAL ACADEMY	1
IGNACIO HIGH SCHOOL	7
MANCOS HIGH SCHOOL	15
SILVERTON HIGH SCHOOL	2
Front Range Community College	3,846
NO DATA	465
ACADEMY HIGH SCHOOL	41
ACADEMY OF CHARTER SCHOOLS	61
ADAMS CITY HIGH SCHOOL	2
ARAPAHOE RIDGE HIGH SCHOOL	17
ARVADA HIGH SCHOOL	1
BERTHOUD HIGH SCHOOL	102
BOULDER HIGH SCHOOL	23
BOULDER PREP CHARTER HIGH SCHOOL	1

BOULDER UNIVERSAL	5
BRANSON SCHOOL	1
BRANSON SCHOOL ONLINE	1
BRIGHTON HERITAGE ACADEMY	2
BRIGHTON HIGH SCHOOL	53
BROOMFIELD HIGH SCHOOL	9
CENTAURUS HIGH SCHOOL	6
CENTENNIAL HIGH SCHOOL	20
COLONIAL HIGH SCHOOL	1
COLORADO CONNECTIONS ACADEMY	1
COLORADO EARLY COLLEGE FORT COLLINS	272
COLORADO EARLY COLL-FT COLLINS	2
COLORADO HERITAGE EDU SCH SYS	2
COLORADO PREP ACADEMY	1
DENVER ONLINE HIGH SCHOOL	3
DENVER SCHOOL OF THE ARTS	1
DESIDERATA SCHOOL INC	1
EAGLE RIDGE ACADEMY	129
EARLY COLLEGE OF ARVADA	1
ERIE HIGH SCHOOL	65
ESTES PARK HIGH SCHOOL	53
FAIRVIEW HIGH SCHOOL	15
FORT COLLINS HIGH SCHOOL	138
FOSSIL RIDGE HIGH SCHOOL	142
FREDERICK SENIOR HIGH SCHOOL	45
GLOBAL LEADERSHIP ACADEMY	14
GUIDED ONLINE ACAD LRNG ACAD	9
HAROLD FERGUSON HIGH SCHOOL	5
HIDDEN LAKE HIGH SCHOOL	3
HIGH TECH EARLY COLLEGE	1
HOPE CO-OP ONLINE LEARNING AC	16
HORIZON HIGH SCHOOL	52
INSIGHT SCHOOL OF COLORADO	1
JEFFERSON ACADEMY HIGH SCHOOL	151
LEGACY HIGH SCHOOL	82
LONGMONT HIGH SCHOOL	7
LOVELAND HIGH SCHOOL	120
LYONS MIDDLE/SENIOR HIGH SCHOOL	5
MAPLETON EXPEDITIONARY SCHOOL OF THE ARTS	21
MAPLETON PREPARATORY HIGH SCH	30
MEAD HIGH SCHOOL	22
MONARCH HIGH SCHOOL	134
MOUNTAIN RANGE HIGH SCHOOL	192
MOUNTAIN VIEW HIGH SCHOOL	86

NEDERLAND MIDDLE-SENIOR HIGH SCHOOL	6
NEW VISTA HIGH SCHOOL	35
NIWOT HIGH SCHOOL	17
NORTHGLENN HIGH SCHOOL	9
OLDE COLUMBINE HIGH SCHOOL	2
OPTIONS SCHOOL	7
PINNACLE CHARTER HIGH SCHOOL	33
POLARIS EXPEDITIONARY LEARNING SCHOOL	30
POUDRE COMMUNITY ACADEMY	9
POUDRE HIGH SCHOOL	434
PRAIRIE VIEW HIGH SCHOOL	105
PSD GLOBAL ACADEMY	6
RIDGEVIEW CLASSICAL CHARTER SCHOOLS	1
ROCKY MOUNTAIN DIGITAL ACADEMY	4
ROCKY MOUNTAIN HIGH SCHOOL	94
SILVER CREEK HIGH SCHOOL	18
SKYLINE HIGH SCHOOL	47
SKYVIEW HIGH SCHOOL	2
ST. VRAIN GLOBAL ONLINE ACADEMY	3
STANDLEY LAKE HIGH SCHOOL	44
SUMMIT ACADEMY	47
THOMPSON VALLEY HIGH SCHOOL	104
THORNTON HIGH SCHOOL	35
TWIN PEAKS CHARTER ACADEMY	1
TWO ROADS CHARTER SCHOOL	9
UNIVERSITY SCHOOLS	1
WESTGATE COMMUNITY SCHOOL	49
WESTMINSTER HIGH SCHOOL	30
WINDSOR HIGH SCHOOL	1
YORK INTERNATIONAL	38
Lamar Community College	335
NO DATA	3
BRANSON SCHOOL	1
CAMPO UNDIVIDED HIGH SCHOOL	2
CHEYENNE WELLS JUNIOR/HIGH SCHOOL	5
EADS HIGH SCHOOL	19
GRANADA UNDIVIDED HIGH SCHOOL	18
HOLLY HIGH SCHOOL	31
KIM UNDIVIDED HIGH SCHOOL	2
KIT CARSON JUNIOR-SENIOR HIGH SCHOOL	13
LAMAR HIGH SCHOOL	138
MC CLAVE UNDIVIDED HIGH SCHOOL	34
PLAINVIEW JUNIOR-SENIOR HIGH SCHOOL	1
PRITCHETT HIGH SCHOOL	4

SPRINGFIELD JUNIOR/SENIOR HIGH SCHOOL	26
WALSH HIGH SCHOOL	17
WILEY JUNIOR-SENIOR HIGH SCHOOL	23
Metropolitan State University of Denver	301
ABRAHAM LINCOLN HIGH SCHOOL	121
ARAPAHOE HIGH SCHOOL	3
ARVADA HIGH SCHOOL	1
BEAR CREEK HIGH SCHOOL	3
BETH EDEN BAPTIST SCHOOL	1
CASTLE VIEW HIGH SCHOOL	1
CHAPARRAL HIGH SCHOOL	1
CHEROKEE TRAIL HIGH SCHOOL	9
CHERRY CREEK HIGH SCHOOL	5
COLORADO EARLY COLLEGES DOUGLAS COUNTY	4
COLORADO SPRINGS EARLY COLLEGES	5
DENVER CENTER FOR INTERNATIONAL STUDIES	16
EAGLECREST HIGH SCHOOL	6
ENDEAVOR ACADEMY	2
ENGLEWOOD HIGH SCHOOL	9
GRANDVIEW HIGH SCHOOL	11
GREELEY WEST HIGH SCHOOL	1
HERITAGE HIGH SCHOOL	1
HORIZON HIGH SCHOOL	9
LEGACY HIGH SCHOOL	2
MITCHELL HIGH SCHOOL	1
MOUNTAIN RANGE HIGH SCHOOL	5
MOUNTAIN VIEW HIGH SCHOOL	16
MOUNTAIN VISTA HIGH SCHOOL	2
NORTHGLENN HIGH SCHOOL	1
NORTHRIDGE HIGH SCHOOL	11
OPTIONS HIGH SCHOOL	1
OVERLAND HIGH SCHOOL	1
RANGEVIEW HIGH SCHOOL	2
ROCK CANYON HIGH SCHOOL	2
SMOKY HILL HIGH SCHOOL	8
STANDLEY LAKE HIGH SCHOOL	17
THE BIJOU SCHOOL	1
THOMAS JEFFERSON HIGH SCHOOL	1
THORNTON HIGH SCHOOL	5
THUNDERRIDGE HIGH SCHOOL	15
Morgan Community College	774
NO DATA	16
ARICKAREE UNDIVIDED HIGH SCHOOL	10
BENNETT HIGH SCHOOL	84

BETHUNE PUBLIC SCHOOLS	9
BRIGGSDALE UNDIVIDED HIGH SCHOOL	3
BRUSH HIGH SCHOOL	81
BURLINGTON HIGH SCHOOL	40
BYERS JUNIOR-SENIOR HIGH SCHOOL	30
CHEYENNE WELLS JUNIOR/HIGH SCHOOL	10
DEER TRAIL JUNIOR-SENIOR HIGH SCHOOL	11
FLAGLER PUBLIC SCHOOL	11
FORT MORGAN HIGH SCHOOL	118
GATEWAY HIGH SCHOOL	1
GENOA-HUGO SCHOOL	12
GUIDED ONLINE ACAD LRNG ACAD	1
HI-PLAINS SCHOOL DISTRICT R-23	7
IDALIA JUNIOR-SENIOR HIGH SCHOOL	5
KARVAL JUNIOR-SENIOR HIGH SCHOOL	8
KIOWA HIGH SCHOOL	1
LIBERTY JUNIOR-SENIOR HIGH SCHOOL	10
LIMON JUNIOR-SENIOR HIGH SCHOOL	53
MIAMI-YODER MIDDLE/HIGH SCHOOL	9
OTIS JUNIOR-SENIOR HIGH SCHOOL	14
PRAIRIE JUNIOR-SENIOR HIGH SCHOOL	15
REVERE JUNIOR-SENIOR HIGH SCHOOL	3
STRASBURG HIGH SCHOOL	78
STRATTON SENIOR HIGH SCHOOL	10
WELD CENTRAL SENIOR HIGH SCHOOL	50
WELDON VALLEY HIGH SCHOOL	21
WIGGINS HIGH SCHOOL	27
WOODLIN UNDIVIDED HIGH SCHOOL	4
WRAY HIGH SCHOOL	35
Northeastern Junior College	393
NO DATA	8
AKRON HIGH SCHOOL	16
CALICHE JUNIOR-SENIOR HIGH SCHOOL	27
DENVER ONLINE HIGH SCHOOL	1
EATON HIGH SCHOOL	3
FLAGLER PUBLIC SCHOOL	1
FLEMING HIGH SCHOOL	31
GUIDED ONLINE ACAD LRNG ACAD	1
HAXTUN HIGH SCHOOL	21
HOLYOKE SENIOR HIGH SCHOOL	39
JULESBURG HIGH SCHOOL	21
LONE STAR UNDIVIDED HIGH SCHOOL	2
MERINO JUNIOR SENIOR HIGH SCHOOL	29
PEETZ JUNIOR-SENIOR HIGH SCHOOL	15

PLATEAU VALLEY HIGH SCHOOL	3
REVERE JUNIOR-SENIOR HIGH SCHOOL	10
SIMLA HIGH SCHOOL	1
STERLING HIGH SCHOOL	116
WELDON VALLEY HIGH SCHOOL	2
WRAY HIGH SCHOOL	1
YUMA HIGH SCHOOL	47
Otero Junior College	460
NO DATA	50
CHERAW SCHOOL	22
CROWLEY COUNTY JUNIOR AND SENIOR HIGH SCHOOL	86
DENVER ONLINE HIGH SCHOOL	2
EARLY COLLEGE HIGH SCHOOL	1
FOWLER HIGH SCHOOL	46
LA JUNTA JR/SR HIGH SCHOOL	91
LA VETA JUNIOR-SENIOR HIGH SCHOOL	31
LAS ANIMAS HIGH SCHOOL	24
MANZANOLA JUNIOR-SENIOR HIGH SCHOOL	18
ROCKY FORD JUNIOR/SENIOR HIGH SCHOOL	44
SWINK JUNIOR-SENIOR HIGH SCHOOL	51
Pikes Peak Community College	2,102
NO DATA	4
ACHIEVE K12	3
AIR ACADEMY HIGH SCHOOL	43
ASPEN VALLEY CAMPUS	10
BRANSON SCHOOL	7
BRANSON SCHOOL ONLINE	1
CALHAN HIGH SCHOOL	7
CHERRY CREEK HIGH SCHOOL	1
CHEYENNE MOUNTAIN HIGH SCHOOL	23
CIVA CHARTER ACADEMY	1
COLORADO CONNECTIONS ACADEMY	2
COLORADO EARLY COLLEGES DOUGLAS COUNTY	9
COLORADO PREP ACADEMY	21
COLORADO SCHOOL DEAF AND BLIND	3
COLORADO SPRINGS EARLY COLLEGE	522
COLORADO VIRTUAL ACADEMY (COVA)	1
COMMUNITY PREP CHARTER SCHOOL	10
CORONADO HIGH SCHOOL	8
CRIPPLE CREEK-VICTOR JUNIOR-SENIOR HIGH SCHOOL	8
DENVER ONLINE HIGH SCHOOL	1
DISCOVERY CANYON CAMPUS HIGH SCHOOL	33
DISCOVERY HIGH SCHOOL	1
DOHERTY HIGH SCHOOL	14

EARLY COLLEGE HIGH SCHOOL	121
EDISON JUNIOR-SENIOR HIGH SCHOOL	102
ELLICOTT SENIOR HIGH SCHOOL	19
FALCON HIGH SCHOOL	102
FALCON VIRTUAL ACADEMY	36
FOUNTAIN-FORT CARSON HIGH SCHOOL	18
GUIDED ONLINE ACAD LRNG ACAD	41
HANOVER JUNIOR-SENIOR HIGH SCHOOL	15
HARRISON HIGH SCHOOL	91
KIOWA HIGH SCHOOL	2
LEWIS-PALMER HIGH SCHOOL	20
LIBERTY HIGH SCHOOL	21
LORRAINE HIGH SCHOOL	5
MANITOU SPRINGS HIGH SCHOOL	29
MESA RIDGE HIGH SCHOOL	13
MIAMI-YODER MIDDLE/HIGH SCHOOL	2
MITCHELL HIGH SCHOOL	14
MOUNTAIN VIEW HIGH SCHOOL	1
MOUNTAIN VISTA HIGH SCHOOL	23
NIKOLA TESLA EDUCATION OPPORTUNITY CENTER	10
PALMER HIGH SCHOOL	25
PALMER RIDGE HIGH SCHOOL	24
PATRIOT LEARNING CENTER	5
PEYTON SENIOR HIGH SCHOOL	23
PIKES PEAK PREP	27
PINE CREEK HIGH SCHOOL	39
PRAIRIE VIEW HIGH SCHOOL	1
PUEBLO WEST HIGH SCHOOL	1
RAMPART HIGH SCHOOL	47
ROCKY MOUNTAIN DIGITAL ACADEMY	21
ROY J WASSON HIGH SCHOOL	1
SAND CREEK HIGH SCHOOL	29
SIERRA HIGH SCHOOL	57
SIMLA HIGH SCHOOL	4
SPRINGS STUDIO FOR ACADEMIC EXCELLENCE	36
TCA COLLEGE PATHWAYS	228
THE BIJOU SCHOOL	4
VISTA RIDGE HIGH SCHOOL	72
WELTE EDUCATION CENTER	5
WESTGATE COMMUNITY SCHOOL	1
WIDEFIELD HIGH SCHOOL	42
WOODLAND PARK HIGH SCHOOL	44
Pueblo Community College	1,485
NO DATA	121

ANIMAS HIGH SCHOOL	1
BRANSON SCHOOL	2
CANON CITY HIGH SCHOOL	298
CENTENNIAL HIGH SCHOOL	72
CENTRAL HIGH SCHOOL	39
CHAVEZ HUERTA K-12 PREP ACAD	70
COLORADO CONNECTIONS ACADEMY	3
COLORADO VIRTUAL ACADEMY (COVA)	1
COTOPAXI JUNIOR-SENIOR HIGH SCHOOL	4
DENVER ONLINE HIGH SCHOOL	1
DOLORES HIGH SCHOOL	33
DOVE CREEK HIGH SCHOOL	4
DURANGO BIG PICTURE HIGH SCHOOL	13
DURANGO HIGH SCHOOL	95
EAST HIGH SCHOOL	56
FLORENCE HIGH SCHOOL	14
GUIDED ONLINE ACAD LRNG ACAD	107
IGNACIO HIGH SCHOOL	1
MANCOS HIGH SCHOOL	17
MONTE VISTA ON-LINE ACADEMY	1
MONTEZUMA-CORTEZ HIGH SCHOOL	79
PAGOSA SPRINGS HIGH SCHOOL	11
PUEBLO COUNTY HIGH SCHOOL	116
PUEBLO TECHNICAL ACADEMY	1
PUEBLO WEST HIGH SCHOOL	131
ROCKY MOUNTAIN DIGITAL ACADEMY	56
RYE HIGH SCHOOL	13
SANGRE DE CRISTO UNDIVIDED HIGH SCHOOL	1
SOUTH HIGH SCHOOL	77
SOUTHWEST OPEN CHARTER SCHOOL	2
SWALLOWS CHARTER ACADEMY HIGH SCHOOL	50
YOUTH & FAMILY ACADEMY CHARTER	3
Red Rocks Community College	1,652
NO DATA	242
ALAMEDA INTERNATIONAL JUNIOR/SENIOR HIGH SCHOOL	29
ARAPAHOE HIGH SCHOOL	2
ARVADA HIGH SCHOOL	77
ARVADA WEST HIGH SCHOOL	65
AURORA CENTRAL HIGH SCHOOL	1
BEAR CREEK HIGH SCHOOL	132
BELLEVUE PREPARATORY SCHOOL	1
BETH EDEN BAPTIST SCHOOL	2
BRADY EXPLORATION SCHOOL	2
BRANSON SCHOOL	1

CAMDEN MILITARY ACADEMY	1
CEC MIDDLE COLLEGE OF DENVER	7
CENTER FOR DISCOVERY LEARNING	2
CHATFIELD HIGH SCHOOL	47
CLEAR CREEK HIGH SCHOOL	3
COLLEGIATE ACADEMY OF COLORADO	3
COLORADO EARLY COLLEGES DOUGLAS COUNTY	7
COLORADO VIRTUAL ACADEMY (COVA)	1
COLUMBINE HIGH SCHOOL	48
COMPASS MONTESSORI - GOLDEN CHARTER SCHOOL	4
CONIFER SENIOR HIGH SCHOOL	86
CONTEMPORARY LEARNING ACADEMY	1
DAKOTA RIDGE SENIOR HIGH SCHOOL	36
DENVER ACADEMY	1
DENVER CENTER FOR INTERNATIONAL STUDIES	2
DENVER CTR 21ST CENTURY LEARN	1
DENVER ONLINE HIGH SCHOOL	1
DENVER SCHOOL OF THE ARTS	1
D'EVELYN JUNIOR/SENIOR HIGH SCHOOL	12
DOUGLAS COUNTY HIGH SCHOOL	1
EVERGREEN HIGH SCHOOL	97
GILPIN COUNTY UNDIVIDED HIGH SCHOOL	16
GOLDEN HIGH SCHOOL	108
GREEN MOUNTAIN HIGH SCHOOL	140
HERITAGE HIGH SCHOOL	1
HIGH TECH EARLY COLLEGE	1
INSIGHT SCHOOL OF COLORADO	1
JEFFCO'S 21ST CENTURY VIRTUAL ACADEMY	2
JEFFERSON ACADEMY HIGH SCHOOL	3
JEFFERSON COUNTY OPEN SECONDARY	29
JEFFERSON JUNIOR/SENIOR HIGH SCHOOL	37
JOHN F KENNEDY HIGH SCHOOL	1
LAKEWOOD HIGH SCHOOL	130
LEGEND HIGH SCHOOL	1
LONGVIEW HIGH SCHOOL	2
MC LAIN COMMUNITY HIGH SCHOOL	28
MOUNTAIN VISTA HIGH SCHOOL	1
NEW AMERICA SCHOOL	2
NORTH HIGH SCHOOL	1
PLATTE CANYON HIGH SCHOOL	11
POMONA HIGH SCHOOL	52
RALSTON VALLEY SENIOR HIGH SCHOOL	50
ROCK CANYON HIGH SCHOOL	2
ROCKY MOUNTAIN DIGITAL ACADEMY	1

SKYVIEW HIGH SCHOOL	1
SOUTH PARK HIGH SCHOOL	1
STANDLEY LAKE HIGH SCHOOL	16
THUNDERRIDGE HIGH SCHOOL	2
TWO ROADS CHARTER SCHOOL	20
WARREN TECH CENTRAL	32
WHEAT RIDGE HIGH SCHOOL	45
Trinidad State Junior College	658
NO DATA	185
AGUILAR JUNIOR-SENIOR HIGH SCHOOL	6
ALAMOSA HIGH SCHOOL	142
ALAMOSA OPEN HIGH SCHOOL	1
ANTONITO HIGH SCHOOL	24
BRANSON SCHOOL	2
CENTAURI HIGH SCHOOL	129
CENTENNIAL SCHOOL	3
CENTER HIGH SCHOOL	11
CREEDE SCHOOL	2
DEL NORTE HIGH SCHOOL	26
GUIDED ONLINE ACAD LRNG ACAD	4
HOEHNE SCHOOLS	5
JOHN MALL HIGH SCHOOL	9
MONTE VISTA SENIOR HIGH SCHOOL	9
PRIMERO JUNIOR-SENIOR HIGH SCHOOL	4
ROCKY MOUNTAIN DIGITAL ACADEMY	8
SANFORD JUNIOR/SENIOR HIGH SCHOOL	29
SANGRE DE CRISTO UNDIVIDED HIGH SCHOOL	13
SARGENT SENIOR HIGH SCHOOL	32
SIERRA GRANDE K-12 SCHOOL	1
THE ACADEMIC RECOVERY CENTER OF SAN LUIS VALLEY	1
TRINIDAD HIGH SCHOOL	53
University of Colorado Boulder	34
NO DATA	21
BOULDER HIGH SCHOOL	10
FAIRVIEW HIGH SCHOOL	3
SILVER CREEK HIGH SCHOOL	1
University of Colorado Colorado Springs	60
NO DATA	8
AIR ACADEMY HIGH SCHOOL	1
CHEYENNE MOUNTAIN HIGH SCHOOL	3
COLORADO SPRINGS CHRSTN SCH	3
COLORADO SPRINGS EARLY COLLEGES	14
COLORADO SPRINGS SCHOOL	1
CORONADO HIGH SCHOOL	2

DISCOVERY CANYON CAMPUS HIGH SCHOOL	5
EDISON JUNIOR-SENIOR HIGH SCHOOL	7
MANITOU SPRINGS HIGH SCHOOL	2
MIAMI-YODER MIDDLE/HIGH SCHOOL	2
PALMER HIGH SCHOOL	5
PALMER RIDGE HIGH SCHOOL	1
PEYTON SENIOR HIGH SCHOOL	1
PINE CREEK HIGH SCHOOL	1
RAMPART HIGH SCHOOL	1
SAND CREEK HIGH SCHOOL	1
TCA COLLEGE PATHWAYS	2
WOODLAND PARK HIGH SCHOOL	3
University of Colorado Denver	12
NO DATA	2
COLORADO EARLY COLLEGES DOUGLAS COUNTY	1
COLORADO PROVOST ACADEMY	1
DENVER CENTER FOR INTERNATIONAL STUDIES	2
DENVER SCHOOL OF THE ARTS	2
DSST: STAPLETON HIGH SCHOOL	2
EAST HIGH SCHOOL	2
University of Northern Colorado	34
NO DATA	1
EATON HIGH SCHOOL	5
FRONTIER CHARTER ACADEMY	2
GREELEY CENTRAL HIGH SCHOOL	1
NORTHRIDGE HIGH SCHOOL	1
PLATTE VALLEY HIGH SCHOOL	23
WINDSOR HIGH SCHOOL	1
Western State Colorado University	514
NO DATA	7
CEDAREdge HIGH SCHOOL	45
DELTA HIGH SCHOOL	94
GOAL ACADEMY	1
GOLDEN HIGH SCHOOL	64
GUNNISON HIGH SCHOOL	18
HOTCHKISS HIGH SCHOOL	45
MARTIN LUTHER KING JR. EARLY COLLEGE	69
MONTROSE HIGH SCHOOL	56
OLATHE HIGH SCHOOL	61
ROCKY MOUNTAIN DIGITAL ACADEMY	1
SALIDA HIGH SCHOOL	18
THOMAS JEFFERSON HIGH SCHOOL	35

Appendix B: 2015-2016 Concurrent Enrollment Headcount, By School District

Note: A breakdown for students attending Area Technical Colleges (ATCs) is not available due to data limitations.

School District	Number of Students in Concurrent Enrollment	Percent of 9th - 12th Graders in Concurrent Enrollment
Academy 20	428	5%
Adams 12 Five Star Schools	391	4%
Adams County 14	39	2%
Adams-Arapahoe 28J	1115	10%
Aguilar Reorganized 6	6	21%
Akron R-1	16	14%
Alamosa RE-11J	167	27%
Archuleta County 50 JT	11	3%
Arickaree R-2	10	29%
Arriba-Flagler C-20	11	25%
Ault-Highland RE-9	57	23%
Bayfield 10 JT-R	6	2%
Bennett 29J	84	26%
Bethune R-5	9	25%
Big Sandy 100J	5	5%
Boulder Valley RE 2	264	3%
Branson Reorganized 82	19	10%
Briggsdale RE-10	13	25%
Brush RE-2(J)	81	19%
Buena Vista R-31	38	12%
Buffalo RE-4J	29	29%
Burlington RE-6J	40	17%
Byers 32J	33	4%
Calhan RJ-1	7	5%
Campo RE-6	2	22%
Canon City RE-1	298	27%
Centennial R-1	6	10%
Center 26 JT	13	7%
Charter School Institute	910	19%
Cheraw 31	22	42%
Cherry Creek 5	1988	12%
Cheyenne County RE-5	12	21%
Cheyenne Mountain 12	26	2%
Clear Creek RE-1	3	1%
Colorado Springs 11	220	3%
School District	Number of Students in Concurrent Enrollment	Percent of 9th - 12th Graders in Concurrent Enrollment

Cotopaxi RE-3	4	8%
Creede School District	2	8%
Cripple Creek-Victor RE-1	8	8%
Crowley County RE-1-J	86	61%
Deer Trail 26J	11	23%
Del Norte C-7	29	21%
Delta County 50(J)	198	13%
Denver County 1	2531	11%
Dolores County RE No.2	4	6%
Dolores RE-4A	35	19%
Douglas County RE 1	2209	12%
Durango 9-R	118	10%
Eads RE-1	19	41%
Eagle County RE 50	609	31%
East Otero R-1	92	28%
Eaton RE-2	56	11%
Edison 54 JT	110	79%
Elizabeth C-1	1	0%
Ellicott 22	19	8%
Englewood 1	151	17%
Estes Park R-3	53	16%
Expeditionary BOCES	5	5%
Falcon 49	266	3%
Fort Morgan RE-3	118	13%
Fountain 8	23	1%
Fowler R-4J	45	37%
Fremont RE-2	14	4%
Frenchman RE-3	31	55%
Garfield 16	11	4%
Garfield RE-2	152	12%
Genoa-Hugo C113	12	29%
Gilpin County RE-1	16	16%
Granada RE-1	18	28%
Greeley 6	443	7%
Gunnison Watershed RE1J	18	3%
Hanover 28	15	21%
Harrison 2	148	6%
Haxtun RE-2J	21	23%
School District	Number of Students in Concurrent Enrollment	Percent of 9th - 12th Graders in Concurrent Enrollment
Hayden RE-1	19	17%

Hi-Plains R-23	7	19%
Hoehne Reorganized 3	5	5%
Holly RE-3	31	35%
Holyoke RE-1J	39	22%
Huerfano RE-1	9	6%
Idalia RJ-3	5	13%
Ignacio 11 JT	8	3%
Jefferson County R-1	2017	8%
Johnstown-Milliken RE-5J	52	6%
Julesburg RE-1	21	6%
Karval RE-23	8	67%
Kim Reorganized 88	2	15%
Kiowa C-2	3	3%
Kit Carson R-1	13	32%
La Veta RE-2	31	52%
Lake County R-1	9	3%
Lamar RE-2	138	34%
Las Animas RE-1	24	19%
Lewis-Palmer 38	45	2%
Liberty J-4	10	45%
Limon RE-4J	53	38%
Littleton 6	356	7%
Lone Star 101	2	10%
Mancos RE-6	24	20%
Manitou Springs 14	31	6%
Manzanola 3J	18	44%
Mapleton 1	120	4%
Mc Clave RE-2	34	40%
Meeker RE1	100	52%
Mesa County Valley 51	554	9%
Miami/Yoder 60 JT	12	13%
Moffat 2	39	80%
Moffat County RE:No 1	170	28%
Monte Vista C-8	18	5%
Montezuma-Cortez RE-1	81	10%
Montrose County RE-1J	121	6%
North Conejos RE-1J	131	39%
North Park R-1	7	13%
Norwood R-2J	2	2%
School District	Number of Students in Concurrent Enrollment	Percent of 9th - 12th Graders in Concurrent Enrollment
Otis R-3	14	22%
Ouray R-1	14	25%

Park County RE-2	1	1%
Pawnee RE-12	2	6%
Peyton 23 JT	24	9%
Plainview RE-2	1	8%
Plateau RE-5	15	25%
Plateau Valley 50	6	3%
Platte Canyon 1	11	3%
Platte Valley RE-7	50	14%
Poudre R-1	945	11%
Prairie RE-11	15	31%
Primero Reorganized 2	4	8%
Pritchett RE-3	4	21%
Pueblo City 60	277	6%
Pueblo County 70	408	15%
Rangely RE-4	25	22%
Revere School District	10	24%
Ridgway R-2	23	23%
Roaring Fork RE-1	62	4%
Rocky Ford R-2	44	19%
Salida R-32	46	13%
Sanford 6J	29	26%
Sangre De Cristo RE-22J	13	15%
Sargent RE-33J	33	26%
School District 27J	290	7%
Sheridan 2	44	10%
Sierra Grande R-30	4	5%
Silverton 1	2	13%
South Conejos RE-10	24	35%
South Routt RE 3	20	20%
Springfield RE-4	26	33%
St Vrain Valley RE 1J	248	3%
Steamboat Springs RE-2	27	4%
Strasburg 31J	79	24%
Stratton R-4	10	20%
Summit RE-1	104	12%
Swink 33	51	48%
Thompson R2-J	514	10%
Trinidad 1	53	19%
Valley RE-1	143	23%
School District	Number of Students in Concurrent Enrollment	Percent of 9th - 12th Graders in Concurrent Enrollment
Walsh RE-1	17	35%
Weld County RE-1	37	6%

Weld County S/D RE-8	44	7%
Weld County School District RE-3J	86	14%
Weldon Valley RE-20(J)	22	31%
West Grand 1-JT	31	23%
Westminster 50	33	1%
Widefield 3	56	2%
Wiggins RE-50(J)	27	18%
Wiley RE-13 JT	23	26%
Windsor RE-4	44	3%
Woodland Park RE-2	46	6%
Woodlin R-104	4	17%
Wray RD-2	36	22%
Yuma 1	47	21%

Appendix C: 2015-2016 Enrollment Headcount for the ASCENT Program, by District

Note: Data for Table 5 were obtained through CDE's October Count.

District	ASCENT Participants
ACADEMY 20	23
ADAMS COUNTY 14	3
ADAMS-ARAPAHOE 28J	137
BOULDER VALLEY RE 2	5
BRANSON REORGANIZED 82	1
CENTER 26 JT	1
CHARTER SCHOOL INSTITUTE	2
CHERRY CREEK 5	11
COLORADO DIGITAL BOCES	6
COLORADO SPRINGS 11	9
DEL NORTE C-7	3
DELTA COUNTY 50(J)	2
DENVER COUNTY 1	97
EAGLE COUNTY RE 50	14
EDISON 54 JT	10
ELLICOTT 22	1
FALCON 49	21
GRANADA RE-1	3
GREELEY 6	9
JEFFERSON COUNTY R-1	38
LAKE COUNTY R-1	3
LAMAR RE-2	6
MANCOS RE-6	2
MAPLETON 1	2
MESA COUNTY VALLEY 51	9
MONTEZUMA-CORTEZ RE-1	3
PLATTE CANYON 1	2
POUDRE R-1	22
PUEBLO COUNTY 70	8
SARGENT RE-33J	3
SHERIDAN 2	1
STRASBURG 31J	2
THOMPSON R2-J	18
WESTMINSTER PUBLIC SCHOOLS	2
WIDEFIELD 3	3
WILEY RE-13 JT	2
WOODLAND PARK RE-2	1
Total	485

Appendix D: 2015-2016 Concurrent Enrollment Headcount, by Race/Ethnicity

Counts are distinct by institution. Columns added together may not equal totals.

Institution of Higher Education	Asian	African American (non-Hispanic)	Hawaiian or Pacific Islander	Hispanic	Native American or Alaskan Native	Unknown Ethnicity	White (non-Hispanic)	More than one race/ethnicity (non-Hispanic)	Non-Resident Alien
Two-Year Institutions	724	768	59	5,047	133	1,788	12,903	869	395
Aims Community College	17	10	4	414	3	80	916	25	
Arapahoe Community College	176	124	12	525	13	246	2,922	182	36
Colorado Northwestern Community College	3			57	6	31	391	10	6
Community College of Aurora	230	320	16	841	10	180	1,147	170	71
Community College of Denver	73	155	7	920	33	505	352	74	172
Front Range Community College	139	32	7	657	11	147	2,665	137	53
Lamar Community College	1	2	1	87	2	13	217	4	9
Morgan Community College	1	3	1	119	1	65	562	13	9
Northeastern Junior College	3			42	1	27	305	13	2
Otero Junior College	2	1		152	3	30	259	14	1
Pikes Peak Community College	44	113	12	318	14	195	1,269	126	12
Pueblo Community College	15	9		391	24	48	973	56	2
Red Rocks Community College	40	7	1	298	10	138	1,080	54	24
Trinidad State Junior College	5	2	1	292	2	93	256	9	
Four-Year Institutions	59	49	6	780	22	743	1,876	89	6
Adams State University				27		16	25	2	
Colorado Mesa University	7	1	1	123	6	40	523	13	1
Colorado Mountain College	5	3	2	224	3	519	381	7	
Colorado State University				1			8	1	
Colorado State University - Pueblo	14	16	2	159	5	41	467	28	4
Fort Lewis College				8	3	4	36	2	
Metropolitan State University of Denver	14	6		137	2	46	83	13	
University of Colorado Boulder	4						28	2	
University of Colorado Colorado Springs	6			8		8	31	7	1
University of Colorado Denver	1			1			7	3	
University of Northern Colorado				6		5	23		
Western State Colorado University	9	23	1	100	3	67	299	12	
Grand Total	774	794	64	5,715	152	2,528	14,436	939	401

Notes: Includes Concurrent Enrollment and does not include ASCENT. Counts may differ based upon multiple enrollments and descriptive reporting. A nonresident alien is a person who is not a citizen or national of the United States and who is in this country on a visa or temporary basis and does not have the right to remain indefinitely.

Appendix E. 2015-2016 Concurrent Enrollment Headcount, by Gender

Note: Includes Concurrent Enrollment and does not include ASCENT. Counts may differ based upon multiple enrollments and descriptive reporting

Institution of Higher Education	Female	Male	No Gender Data
Two-Year Institutions	12,147	10,407	43
Aims Community College	800	623	41
Arapahoe Community College	2,105	2,126	
Colorado Northwestern Community College	292	210	2
Community College of Aurora	1,646	1,334	
Community College of Denver	1,248	1,030	
Front Range Community College	2,087	1,759	
Lamar Community College	170	166	
Morgan Community College	443	331	
Northeastern Junior College	230	163	
Otero Junior College	258	202	
Pikes Peak Community College	1,140	962	
Pueblo Community College	830	655	
Red Rocks Community College	813	839	
Trinidad State Junior College	401	258	
Four-Year Institutions	1,931	1,663	7
Adams State University	50	20	
Colorado Mesa University	392	315	6
Colorado Mountain College	529	610	
Colorado State University	1	9	
Colorado State University - Pueblo	427	304	
Fort Lewis College	33	17	
Metropolitan State University of Denver	174	127	
University of Colorado Boulder	22	12	
University of Colorado Colorado Springs	25	35	
University of Colorado Denver	5	7	
University of Northern Colorado	18	15	1
Western State Colorado University	291	223	
Grand Total	13,722	11,788	50

This page is left blank intentionally.