


ED2/1.1/1930-34  
c. 2

COLORADO STATE PUBLICATIONS LIBRARY



3 1799 00107 3329

REPORT  
OF THE  
State Superintendent  
*of* Public Instruction

OF THE  
STATE OF COLORADO

For the Years

July 1, 1930 to June 30, 1932

July 1, 1932 to June 30, 1934

INEZ JOHNSON LEWIS  
State Superintendent of Public Instruction



THE BRADFORD-ROBINSON PTG. Co.  
DENVER, COLORADO  
1934

THE LIBRARY  
COLORADO STATE COLLEGE OF EDUCATION  
GREELEY, COLORADO

100246

Biennial report

4

B

DOCUMENTS ROOM - the LIBRARY  
UNIVERSITY OF NORTHERN COLORADO  
GREELEY, CO 80331



THE LIBRARY  
COLORADO STATE COLLEGE OF EDUCATION  
GREELEY, COLORADO

**RECEIVED**

MAR 01 1995

STATE PUBLICATIONS  
Colorado State Library



REPORT  
OF THE  
State Superintendent  
*of* Public Instruction

OF THE  
STATE OF COLORADO

For the Years  
July 1, 1930 to June 30, 1932  
July 1, 1932 to June 30, 1934

INEZ JOHNSON LEWIS  
State Superintendent of Public Instruction



THE BRADFORD-ROBINSON PTG. Co.  
DENVER, COLORADO  
1934

THE LIBRARY  
COLORADO STATE COLLEGE OF EDUCATION  
GREELEY, COLORADO

# INDEX

1931-1932

	Page
Accredited High Schools.....	13
Appeals .....	25
Certificates Issued.....	59
Child Welfare Report.....	33
Contests:	
American Forestry Association—Essay.....	44
George Washington Bi-Centennial—Declamatory.....	43
Gorgas Memorial—Essay .....	43
National Safety Campaign—Essay.....	42
Oratorical, County Superintendents.....	45
Spelling, County Superintendents.....	45
County Superintendents.....	11
County Superintendents' Meetings.....	45
Educational Institutions.....	9
Illiteracy .....	56
Letter to Governor.....	3
Library Report.....	28
Meetings in Office.....	15
Official Staff.....	7
Official Visits Made by State Superintendent.....	16
Parent-Teacher Report.....	40
Reading Circle.....	10
Recommendations to Governor and Legislature.....	4
Rural Choir.....	45
State Boards.....	10
State Superintendents.....	8
Statistics .....	63
Supreme Court Cases.....	24
World Federation.....	54

100246

December 20th, 1932.

HONORABLE WILLIAM H. ADAMS,  
Governor of the State of Colorado,  
State Capitol Building,  
Denver.

My Dear Governor Adams:

In compliance with the provisions of the law, I have the honor to submit to you the Twenty-eighth Biennial Report of the State Superintendent of Public Instruction.

Most respectfully,

INEZ JOHNSON LEWIS.

To the Governor and Members of the Legislature:

Complying with the requirements of the law, I hereby submit for your consideration my official report for the biennial period ending June 30th, 1932. These two years have been difficult years for our citizens and the financial troubles of our people have been inevitably reflected in reduced income for the support of schools as well as other functions of government.

One of the sources of trouble in financing the schools is the fact that we have such a large number of school districts, whose assessed valuation is so low in relation to the number of children in their schools, that even with a high levy they are unable to maintain the kind of schools Colorado wants its children to have. Another serious trouble, emphasized by times such as these, is that through crop failures farmers and other citizens living in these relatively poor school districts are unable to pay their taxes, and, as a consequence, school terms have been shortened, educational supplies seriously curtailed, and other needs of an efficient school have not been made possible.

The minimum salary law which provides an equalization plan has significantly aided these weak districts to maintain a reasonably efficient school program, because it provides a county general tax for the support of a large portion of the expense of schools. Whenever the taxable property within the county cannot produce sufficient revenue to maintain a reasonable standard of education in the weak districts within the county, the State sustains such districts in its efforts to maintain at least a minimum standard of efficiency by supplementing the General School Fund. Under certain conditions, specified in the law, the State is required to supplement the General School Fund, which gives needed State aid to the counties which have many children to educate but have relatively low assessed valuations.

It may be that there are minor defects in this law which should be corrected, but in the main the law is just, because it equalizes the burden of school support between relatively rich and relatively poor districts within the county as well as the relatively rich and relatively poor counties of the State.

There are districts in the State where assessed valuations are insufficient to provide proper educational advantages for boys and girls who are residents of the districts, while lying near at hand there are often other districts with very large valuations of property per school child. For this reason a superior school is provided at comparatively low cost in some districts, while the residents in other districts are burdened with a heavy tax to support a school program of inferior quality. Therefore, this Department believes that the plan of equalization in Colorado should not only be maintained, but should be strengthened.

The minimum salary law is an expression of Colorado's conception of the State's obligation to furnish financial aid to weak schools. It is Colorado's only attempt to equalize educational opportunities for all boys and girls regardless of race, creed, economic standing or social position.

It is generally conceded that we are burdened with too many school districts in the various counties of the State. The Legisla-



ture can render a great service to education, from the standpoints of efficiency and economy, if it will pass a comprehensive statute under which the number of school districts in the State will be greatly reduced.

It is sometimes contended that the maintenance of schools is the exclusive responsibility of local school districts. This is not in accordance with the spirit of either the Constitution of the United States or of the Constitution of the State of Colorado. Section 2 of Article IX of our State Constitution says:

“The general assembly shall, as soon as practicable, provide for the establishment and maintenance of a thorough and uniform system of free public schools throughout the State, wherein all residents of the State, between the ages of six and twenty-one years, may be educated gratuitously.”

It is important to note that the Constitution says, “The general assembly (not the school districts) shall \* \* \* provide \* \* \* a thorough and uniform system of free public schools” for the children of Colorado. This is one of the most important duties with which the Legislature is charged.

Too long have we neglected the matter of State support for elementary and secondary schools. Records in my office indicate that Delaware takes care of 87% of the cost of the public schools; Alabama, 40%; Georgia, 35%; Texas, Utah and Mississippi, each 33%; Washington and Maine, each 28%; New York, 27%; Kentucky, 26%; Michigan, 18%; and Wisconsin, 17%.

Colorado contributes less than 4% of the cost of the public schools. Practically all of this comes from the Public School Income Fund, which fund is produced from the sale, rental, etc., of our public school lands, which lands were granted to the State of Colorado by the Federal Government.

Additional sources of support other than the ad valorem property tax should be found for the support of public schools. It is urged that a serious effort be made by the present Assembly to find such sources, and thereby relieve the farm and home owner of their present excess burden of taxation for the support of government.

Minor changes in the school laws are greatly needed, and I shall feel at liberty to call these items to the attention of the proper committees of the present Legislature.

The depression has led to a marked increase in enrollments throughout the country, as many young people have remained in or returned to school when in normal times they would have sought and obtained employment. It is estimated that two and one-half million young men and women in America would be added to the present ranks of unemployed were it not for the increased school attendance. In common with other states, Colorado's attendance has increased perceptibly in the high schools. Schools are finding it difficult to make ends meet with increased enrollment and curtailed budgets caused by lowered property valuations and by non-tax collections.

Activities in the field of education in Colorado have become an integral part of our every day life. Public opinion is the force which has relentlessly demanded advancement for many new

school activities which are carried on today and which were unknown in the traditional school of former days.

The modern school program includes health education objectives, vocational guidance and training, as well as additional subjects along cultural lines. The additional subjects of cultural values seek to train the youth of the State for the new machine age and the changing civilization in which we find ourselves.

Those who are in charge of the schools of the State must of necessity respect the sentiments of those whom they serve and our teachers have been true to the trust. The educational program at the present time demands cooperative endeavor of the taxpayer and all educational officials.

This Department can truly and whole-heartedly pay tribute to the splendid men and women who are serving Colorado schools in these difficult times.

In our State, as in many other parts of the country, the length of the term has been shortened; salaries have been reduced and in many districts school warrants have not been cashed, therefore, some of our teachers have not been paid at all during the present school year.

Due to the careful planning of the boards of education in charge of our schools, to the attitude of our people toward public schools, and in many cases, to the personal sacrifices of both our citizens and our public school teachers, the wholesale discontinuance of schools has not as yet occurred in Colorado. The future is not clear, but with the careful consideration of constructive measures by the Governor and the Legislature, I believe by the united efforts of State, county and school districts, we may be able to protect, during these trying times, the educational interests of the growing children of our State.

Respectfully submitted,

INEZ JOHNSON LEWIS,

State Superintendent of Public Instruction.

**STATE OF COLORADO**  
**DEPARTMENT OF PUBLIC INSTRUCTION**

**Official Staff, 1931-1932**

INEZ JOHNSON LEWIS  
State Superintendent of Public Instruction and  
Ex Officio State Librarian

LUCY CASON AULD  
Deputy Superintendent

ANNIE PARKER HYDER  
Assistant Librarian

MAGDALENE C. ROFF  
Educational Statistician

HELEN M. VON ROSENBERG  
Supervisor of Certification

REGINA O. BORNSTEIN  
Private Secretary

MARJORY HILL GRIFFITH  
Chief Clerk

ELIZABETH V. CROWE  
Clerk of Supplies

CARRIE S. MOTT  
Stenographer

MARY S. SMIRCICH  
Clerk-Typist

TERRITORIAL SCHOOL SUPERINTENDENTS  
OF COLORADO

W. J. Curtice.....	1861-1863
Wm. S. Walker.....	1863-1865
A. W. Atkins.....	1865-1867
Columbus Nuckolls.....	1867-1869
Wm. C. Lothrop.....	1869-1873
Horace M. Hale.....	1873-1876

STATE SUPERINTENDENTS OF PUBLIC INSTRUCTION OF  
COLORADO FROM THE ORGANIZATION OF THE STATE

Joseph C. Shattuck.....	1877-1878
Joseph C. Shattuck.....	1879-1880
L. S. Cornell.....	1881-1882
Joseph C. Shattuck.....	1883-1884
L. S. Cornell.....	1885-1886
L. S. Cornell.....	1887-1888
Fred Dick.....	1889-1890
Nathan B. Coy.....	1891-1892
J. F. Murray.....	1893-1894
Mrs. A. J. Peavey.....	1895-1896
Grace Espey Patton.....	1897-1898
Mrs. Helen L. Grenfell.....	1899-1900
Mrs. Helen L. Grenfell.....	1901-1902
Mrs. Helen L. Grenfell.....	1903-1904
Katherine L. Craig.....	1905-1906
Katherine L. Craig.....	1907-1908
Katherine M. Cook.....	1909-1910
Helen Marsh Wixson.....	1911-1912
Mary C. C. Bradford.....	1913-1914
Mary C. C. Bradford.....	1915-1916
Mary C. C. Bradford.....	1917-1918
Mary C. C. Bradford.....	1919-1920
Katherine L. Craig.....	1921-1922
Mary C. C. Bradford.....	1923-1924
Mary C. C. Bradford.....	1925-1926
Katherine L. Craig.....	1927-1928
Katherine L. Craig.....	1929-1930
Inez Johnson Lewis.....	1931-1932

STATE EDUCATIONAL INSTITUTIONS  
1931-1932

University of Colorado.....	Geo. Norlin.....	Boulder
State Teachers College.....	Geo. W. Frasier.....	Greeley
Western State College of Colorado .....	C. C. Casey.....	Gunnison
State Agricultural College.....	Chas. A. Lory.....	Fort Collins
Fort Lewis School of Agriculture..	G. F. Snyder.....	Hesperus
State School of Mines.....	M. F. Coolbaugh.....	Golden
Adams State Normal.....	Ira Richardson.....	Alamosa
Trinidad Junior College.....	R. R. Brown.....	Trinidad
Grand Junction Junior College.....	Clifford G. Houston..	Gr. Junct.

PRIVATE INSTITUTIONS RECOGNIZED BY  
DEPARTMENT OF  
STATE SUPERINTENDENT OF PUBLIC INSTRUCTION

University of Denver.....	Fred M. Hunter.....	Denver
Colorado College.....	Chas. C. Mierow..	Colorado Spgs.
Loretto Heights College.....	Mother Superior.....	Loretto
Colorado Woman's College.....	S. J. Vaughn.....	Denver
Regis College.....	Dean Jos. A. Ryan.....	Denver

OTHER STATE INSTITUTIONS

State School for Deaf and Blind...	Supt. Thos. McAloney.....	.....	Colorado Springs
State Industrial School for Boys...	Supt. B. T. Poxson.....	Golden	
State Industrial School for Girls...	Supt. Miss Anna Cooley.....	.....	Morrison
State Home for Dependent and Neglected Children.....	Supt. John L. McMenamin...	.....	Denver
State Home and Training School for Mental Defectives.....	Dr. B. L. Jefferson.....	.....	Grand Junction
	Dr. C. L. Pershing.....	Ridge	

STATE READING CIRCLE COMMITTEE  
1931-1932

Inez Johnson Lewis.....	Ex Officio
E. N. Freeman, Supt. of Schools, Wheatridge.....	Chairman
Cora C. Bruns, Western State College, Gunnison....	Vice-Chairman
Sarah Duboff, Teacher.....	Denver Schools
E. J. Knight, Supt. of Schools.....	Littleton
Nettie S. Freed, County Supt. of Schools.....	Pueblo

STATE BOARD OF EDUCATION

Mrs. Inez Johnson Lewis.....	President
Clarence L. Ireland.....	Attorney General
Chas. M. Armstrong.....	Secretary of State

STATE BOARD OF EXAMINERS

Inez Johnson Lewis, State Superintendent of Public Instruction, Chairman .....	Denver
I. E. Stutsman, Superintendent of Schools.....	Greeley
Allie V. Richmond, former County Superintendent of Schools, .....	Las Animas
Dr. Wm. H. Smiley, Superintendent Emeritus.....	Denver
J. F. Keating, Superintendent of Schools.....	Pueblo
Estelle Boggess, Past President Classroom Teachers' Association, .....	Denver
H. M. Corning, Superintendent of Schools.....	Colorado Springs
S. M. Andrews, Superintendent of Schools.....	Walsenburg
E. N. Freeman, Superintendent of Schools.....	Wheatridge
Regina O. Bornstein, Secretary.....	Denver

**COLORADO COUNTY SUPERINTENDENTS OF SCHOOLS  
1931-1932**

County	Name	Address
Adams .....	Mrs. Bertha L. Baker.....	Brighton
Alamosa .....	Mrs. Minnie L. Brownell.....	Alamosa
Arapahoe .....	Mrs. Minnie O. Davis.....	Littleton
Archuleta .....	Mrs. Susie J. Ford.....	Pagosa Springs
Baca .....	C. L. Sone.....	Springfield
Bent .....	Loren D. Root.....	Las Animas
Boulder .....	Mrs. Isabelle D. Mayhoffer.....	Boulder
Chaffee .....	Mrs. Bessie M. Shewalter.....	Salida
Cheyenne .....	Mrs. Olive E. McComish.....	Cheyenne Wells
Clear Creek.....	Mrs. Elia M. Conwell.....	Idaho Springs
Conejos .....	Mrs. Estella Sowards.....	Manassa
Costilla .....	Eleuto Medina.....	San Acacio
Crowley .....	Mrs. Nona D. Broadbent.....	Ordway
Custer .....	Mrs. Lou C. Beaman.....	Silver Cliff
Delta .....	Mrs. Florence C. Weeks.....	Delta
Denver.....	Mrs. Angela G. Herstrom.....	Denver
Dolores .....	Mrs. Mary E. Livingston.....	Dove Creek
Douglas .....	Mrs. Elizabeth E. Bennet.....	Castle Rock
Eagle .....	Miss Anna M. Anderson.....	Eagle
Elbert .....	N. N. Bailey.....	Kiowa
El Paso.....	Miss Lucille Dee Horton.....	Colorado Springs
Fremont .....	Mrs. Jane L. Powell.....	Canon City
Garfield .....	Mrs. Grace A. Blair.....	Glenwood Springs
Gilpin .....	Mrs. Matilda Stroehle.....	Central City
Grand .....	Mrs. Dorothy L. Traber.....	Kremmling
Gunnison .....	Mrs. Bertha N. McLain.....	Gunnison
Hinsdale .....	Mrs. Wanda Ramsey.....	Lake City
Huerfano .....	Mrs. Martha M. Thorne.....	Walsenburg
Jackson .....	Mrs. Ethlyn F. Riddle.....	Walden
Jefferson .....	Mrs. Miriam B. Martensen.....	Golden
Kiowa .....	Mrs. Alma D. Vrooman.....	Fads

County	Name	Address
Kit Carson.....	Mrs. Della Hendricks.....	Burlington
Lake .....	Mrs. Mary A. Clune.....	Leadville
La Plata.....	Mrs. Sarah J. Larrabee.....	Durango
Larimer .....	Mrs. Una Williams.....	Fort Collins
Las Animas.....	W. F. Templin.....	Trinidad
Lincoln .....	Mrs. Anna M. K. Olesen.....	Hugo
Logan .....	Miss Kate Lester.....	Sterling
Mesa .....	Mrs. Rose Bishop.....	Grand Junction
Mineral .....	Mrs. Eva S. Comstock.....	Creede
Moffat .....	Mrs. J. Berneice Keely.....	Craig
Montezuma .....	Mrs. Myrtle E. Jordan.....	Cortez
Montrose .....	Mrs. Lucile Andreae.....	Montrose
Morgan .....	Miss Laura N. Burchsted.....	Fort Morgan
Otero .....	A. J. McFarland.....	La Junta
Ouray .....	Mrs. Anna L. Grabow.....	Ouray
Park .....	Miss Margaret M. Gibson.....	Fairplay
Phillips .....	Miss Edna Youtsey.....	Holyoke
Pitkin .....	Mrs. Hattie B. Burch.....	Aspen
Prowers .....	Mrs. Retta Prowers.....	Lamar
Pueblo .....	Mrs. Nettie S. Freed.....	Pueblo
Rio Blanco.....	Miss Nell M. Cunningham.....	Meeker
Rio Grande.....	Mrs. Nina M. Weiss.....	Del Norte
Routt .....	Mrs. Pearl A. Funk.....	Steamboat Springs
Saguache .....	Mrs. Lulu C. Marold.....	Saguache
San Juan.....	Mrs. Anna C. Bell.....	Silverton
San Miguel.....	Mrs. Minton S. Donegan.....	Telluride
Sedgwick .....	Miss Elizabeth K. Zorn.....	Julesburg
Summit .....	Mrs. Mary S. Hallen.....	Breckenridge
Teller .....	Mrs. Loretta S. Davis.....	Cripple Creek
Washington .....	Miss Mary M. Young.....	Akron
Weld .....	F. A. Ogle.....	Greeley
Yuma ..	A. E. Stevenson.....	Wray



**HIGH SCHOOLS ACCREDITED BY THE UNIVERSITY OF  
COLORADO AND BY THE NORTH CENTRAL  
ASSOCIATION**

1930-1931

Abbey, The; Canon City	Crawford
Adams City Union	Crested Butte
Aguilar	Cripple Creek
Akron	Crowley Cons.
Alamosa	DeBeque
Annunciation, Denver	Deer Trail
Antonito	Del Norte
Appleton, Grand Junction	Delta
Arriba	Denver: East High
Arvada	Manual Training
Aspen	North High
Ault	South High
Aurora	West High
Bayfield	Opportunity
Bear Creek Valley, Mt. Morrison	Dolores
Belleview College High, Denver	Durango
Bennett	Eads
Berthoud	Eagle
Berwind (Discontinued 1931-2)	Eaton
Boone	Eckert
Boulder	Elizabeth Union
Branson	Englewood
Breckenridge	Erie Cons.
Brighton	Estes Park
Brush Union	Flagler
Buena Vista	Florence
Burlington	Fort Collins
Byers	Fort Lupton
Canon City	Fort Morgan
Carbondale	Fountain
Castle Rock	Fowler
Cathedral, Denver	Frederick
Cedaredge	Fruita Union
Center	Fruitvale, Grand Junction
Centennial, Pueblo	Galeton
Central, Pueblo	Georgetown
Central City	Gilerest
Cheraw	Gill Cons.
Cheyenne Mountain	Glenwood Springs
Cheyenne Wells	Golden
Collbran	Granada Union
Colorado Springs	Grand Junction
Colorado Vocational	Grand Valley Union
Colorado Woman's College Prep.	Greeley
Cortez	Grover
Cotopaxi	Gunnison
Craig	Gypsum
	Hartman
	Hayden

Holly Union	Paonia
Holy Family, Denver	Penrose
Holyoke	Pierce Cons.
Holy Trinity, Trinidad	Platteville Cons.
Hooper Cons.	Primero
Hotchkiss Cons.	Pleasant View, Pueblo
Hudson	Prospect Valley, Keenesburg
Hugo	Randall School, Denver
Idaho Springs	Regis, Denver
Johnstown	Rifle Union
Julesburg	Rocky Ford
Keenesburg	Sacred Heart, Denver
Kersey	Saguache
Kiowa Cons.	Salida
Kremmling Union	Sargent Cons., Monte Vista
Las Animas	Sanford
Lafayette	Seibert
La Jara Cons.	Silt Cons.
La Junta	Silverton
Lakeside-Vineland, Pueblo	Simla Union
Lamar	Springfield
La Porte	Steamboat Springs
La Veta	St. Anthony's, Sterling
Leadville	St. Joseph's, Denver
Limon	St. Mary's, Colorado Springs
Littleton	St. Mary's, Denver
Longmont	St. Mary's, Walsenburg
Loretto (now called Pancratia Hall)	St. Patrick's, Walsenburg
Louisville	Sterling
Loveland	Strasburg
Manassa	Stratton
Mancos	Sugar City
Manitou	Swink
Manzanola	Teachers College High, Greeley
Mead Cons.	Telluride
Meeker	Tinnath Cons.
Milliken	Trinidad
Monte Vista	Vona
Montrose	Victor
Monument, Lewis Cons.	Walsenburg
Mt. St. Gertrude Academy, Boulder	Weldona
Mt. St. Scholastica, Canon City	Wellington
New Raymer	Westcliffe
Norwood	Wheatridge
Oak Creek	Wiggins
Olney Springs	Wiley Cons.
Ordway	Windsor
Ouray	Wray
Pagosa Springs	Yampa
Palisade	Yuma

NOTE: Some county high school systems are composed of several branches. Such systems are accredited as units, the branches also being accredited.

**MEETINGS HELD IN THE OFFICE OF THE STATE  
SUPERINTENDENT OF PUBLIC INSTRUCTION  
DURING 1931**

**1931**

Jan. 22nd—Meeting of Board of Trustees—Colorado State Teachers College, Western State College and Adams State Normal School.

Jan. 26th—Meeting of Executive Committee of County Superintendents' Association.

April 27th—Meeting of Sub-Committee of Reading Circle Board.

May 5th—Meeting of State Board of Education.

May 7th—Meeting of State Chorus Committee.

May 9th—Meeting of State Reading Circle Committee.

June 19th—Meeting of Mr. Troxel's Committee in office in regard to reports, etc.

July 23rd—Meeting of State Board of Examiners.

July 24th—Meeting of State Board of Education.

August 26th—Reception of Delegates to the World Federation.

August 7th—Morning, Meeting of Governor, Attorney General and State Superintendent in State Superintendent's office—State aid case.

P. S.—Meeting of State Board of Education.

August 17th—Meeting of Certification Committee.

August 20th—Meeting of Board of Trustees—Regarding bids for Dormitory for Western State College, Gunnison.

August 28th—Meeting of Illiteracy Committee.

Meeting of Board of Trustees of State Teachers College.

August 31st—Meeting of State Board of Examiners.

Sept. 8th—Meeting of Sub-Committee of Colorado Tuberculosis Association.

Sept. 22nd—Meeting of Chairman of Sub-Committees on White House Conference.

Oct. 22nd—Meeting of Board of Trustees of Western State College.

Oct. 23rd—Meeting of State Board of Education.

Oct. 28th—Meeting of White House Conference.

Nov. 30th—Meeting of Committee on Emergency Fund, Las Animas County.

Dec. 14th—Meeting of George Washington Bi-Centennial Committee.

Dec. 26th—Meeting of State Board of Education.

**1932**

Jan. 25th—Meeting of Governor, Attorney General and State Superintendent in regard to Emergency Fund.

Feb. 4th—Meeting of State Board of Examiners.

March 11th—Meeting of Articulation Committee of C. E. A.

March 21st, 22nd and 23rd—Meetings of County Superintendents' Association.

April 18th—Meeting of Board of Trustees of State Colleges.

May 25th—Mr. Troxel and Committee in regard to blank forms.

**OFFICIAL VISITS AND MEETINGS ATTENDED BY THE  
STATE SUPERINTENDENT OF PUBLIC INSTRUCTION**

**January, 1931**

Jan. 14th—Attended meeting of Denver Principals and Directors' Association, Colburn Hotel.

Jan. 17th—Attended meeting and dinner of Missouri Society, St. Paul's M. E. Church.

Jan. 19th—Attended meeting of Woman's Club and gave address.

Jan. 20th—Attended meeting in regard to unemployment situation, Y. W. C. A.

Jan. 21st—Attended Banquet of 4-H Club of Agricultural College, Daniels and Fisher Tea Room.

Jan. 23rd—Attended dedication of school district No. 24, Adams County and gave address.

Jan. 26th—Attended meeting of Colorado Humane Society, State Capitol Building. Attended luncheon at Woman's Club.

Jan. 30th—Attended dinner and meeting at University Club. Gave address on Adult Education.

Jan. 31st—Attended Board meeting of C. F. W. C., Woman's Club Building. Attended Luncheon, A. A. U. W., Colburn Hotel. Attended Past President's dinner of C. F. W. C., Colburn Hotel.

**February, 1931.**

Feb. 4th, 5th, 6th—Attended Rural Conference, State Teachers College, Greeley. Gave three talks.

Feb. 9th—Attended Legislative Luncheon, Argonaut Hotel.

Feb. 10th—Attended Mother and Daughter Banquet, Sterling, Colorado. Gave talk.

Feb. 18th—Attended Subscription dinner for all Librarians, Olin Hotel.

Feb. 22nd to 26th—Attended Meeting of Department of Superintendence, Detroit, Michigan. Reservation at Book-Cadillac Hotel.

**March, 1931**

March 10th—Attended Tea of Denver Classroom Teachers, Daniels and Fisher.

March 12th—Attended luncheon with Civic class of Superior School, Boulder County, at Argonaut Hotel.

March 14th—Attended Arapahoe County Teachers' Association meeting, Englewood. Mrs. Lewis gave principal talk. Attended meeting of P.-T. A. in evening; also attended banquet.

March 16th—Attended meeting of Chamber of Commerce, Fort Morgan, Colorado. Gave two addresses.

March 19th—Attended meeting of Prowers County Teachers' Association, Lamar, Colorado. Gave two addresses.

March 20th and 21st—Attended meeting of Bent County Teachers' Association, Las Animas, Colorado. Gave two talks.

March 22nd—Attended meeting of Citizens' Open Forum, County Court House. Gave address.

March 23rd—Attended meeting of Research Committee of C. E. A., Commonwealth Building.

March 24th—Attended Woman's Citizens League luncheon, Brown Palace Hotel.

March 25th—Attended Legislative Luncheon, Park Lane Hotel. Gave talk.

March 27th, 28th—Attended Las Animas County Education Association meeting, Trinidad, Colorado. Gave three talks.

March 30th, 31st and April 1st—Attended meeting of County Superintendents' Association, State Capitol Building.

April 30th—Spoke at County Superintendents' Banquet, Shirley-Savoy Hotel.

#### April, 1931

April 1st—Presided at College Presidents' Luncheon, Argonaut Hotel.

April 2nd—Attended Spring Conference in Boulder, University of Colorado. Gave talk in afternoon.

April 4th—Attended Luncheon of Catholic Press Club, Shirley-Savoy Hotel. Gave talk.

April 7th, 8th—Attended Parent-Teacher Association meeting in Akron, Colorado. Gave three talks.

April 10th—Visited Adams State Normal School, Alamosa, Colorado. Spoke before Assembly.

April 10th and 11th—Attended Convention of Parent-Teacher Association, Monte Vista, Colorado. Gave three talks.

April 13th—Gave talk on Music plan over Radio—KOA.

April 14th—Attended meeting of Colorado Woman's Service Club, Educational Department, Daniels and Fisher.

April 15th and 16th—Attended Regional Parent-Teacher Association meeting, Littleton.

April 17th—Attended meeting of Board of Control of Child Welfare, Museum Building.

April 18th—Attended meeting in Greeley and spoke before Farmers' Union.

April 20th—Noon—Attended luncheon of White House Conference. P. M.—Spoke before Boards of Directors at Boulder.

April 21st—Noon—Attended Education Committee Luncheon of Woman's Club.

April 22nd, 23rd and 24th—Spoke before Parent-Teacher Association Convention. Gave one talk in Delta, two talks in Hotchkiss, and two talks in Montrose.

April 26th—Attended lecture and reception at Chappell House.

April 27th—Attended meeting of Board of Trustees in Greeley.

April 28th—Attended luncheon meeting of Colorado Tuberculosis Association.

April 29th—Attended Lion's Club dinner at Castle Rock and spoke. Also spoke at Colorado Springs in evening.

#### May, 1931

May 1st, 2nd—Attended meeting at Pueblo and spoke before the County Teachers' Association at Rye, Colorado.

May 8th—Attended Mother's and Daughter's Banquet and gave principal talk, Denver Athletic Club, sponsored by School of Commerce.

May 9th—Attended meeting of State Reading Circle Committee in C. E. A. office.

May 11th—Attended meeting of Union High School at Westminster and spoke.

May 12th—Attended meeting at Karval and addressed High School Graduation class.

May 13th—Visited Calhan, Colorado, and gave High School Commencement address.

May 14th—Addressed eighth grade Graduating Class at Junction School, Denver.

May 15th—Attended Commencement Exercises of Colorado School of Mines, Golden

May 17th and 18th—Gave address before Y. W. C. A., Boulder.

May 18th—Visited Cheyenne Wells and gave Commencement Address. Also gave Commencement Address of eighth grade at Kit Carson in evening.

May 19th—Visited Arapahoe, Colorado, and gave eighth grade Commencement Address.

May 21st—Attended meeting of Administrative Women in Education at Denver Dry Goods Company.

May 22nd—Visited Golden and gave Commencement Address.

May 23rd—Attended meeting of Past President's Club, Olin Hotel.

#### June, 1931

June 27th to July 3rd—Attended National Education Association meeting in Los Angeles, California.

#### July, 1931

July 20th—Mrs. Lewis gave address at Woman's Club in regard to meeting of National Education Association.

July 22nd—Attended meeting of American Association of University Women at Lakewood Country Club.

July 26th and 27th—Reception of Delegates to World Federation of Education Associations held in office of State Superintendent. Meeting.

July 29th—Attended dinner of Administrative Women in Education, Lakewood Country Club.

#### August, 1931

August 6th—Attended meeting of Board of P.-T. A., Shirley-Savoy Hotel.

August 11th—Attended meeting of Hanover School in Tax Commissioner's office.

August 19th—Attended meeting of Press Club, Denver.

August 29th—Visited Fort Collins and talked before School Boards.

#### September, 1931

Sept. 3rd—Attended meeting of Home Service of P.-T. A., A. T. Lewis' Auditorium.

Sept. 9th—Met with Committee for meeting of Colorado Tuberculosis Association, Denver.

Sept. 12th—Attended meeting in Arapahoe County and gave address.

Sept. 15th—Attended P.-T. A. meeting in Arapahoe County, Englewood and gave address.

Sept. 16th—Attended meeting Board of Directors of Colorado Tuberculosis Association, Colorado Springs, Colorado.

Sept. 18th and 19th—Attended State Chorus at Fair in Pueblo.

Sept. 21st—Attended luncheon for Mrs. Costigan, Cosmopolitan Hotel and gave greetings.

Sept. 23rd—Mrs. Lewis gave talk before P. T. A., City Auditorium. In afternoon spoke before Social Service Group, Albany Hotel.

Sept. 24th, 25th—Mrs. Lewis spoke before State Federation of Women's Clubs in La Junta on "Unemployment."

Sept. 28th, 29th—Dedicated school at Alamosa, Colorado. Gave address.

Sept. 30th and Oct. 1st—In Durango. Attended Charity Ball for benefit of poor children in La Plata County and gave greetings.

### October, 1931

Oct. 2nd—Attended General Session of C. E. A. in Durango and gave talk.

Oct. 3rd—Attended P.-T. A. meeting in Durango and gave address. Attended meeting of C. E. A. in Durango. In evening County Committee gave dinner for Mrs. Lewis.

Oct. 5th, 6th—Attended P.-T. A. meetings in Durango and gave talks.

Oct. 8th—Attended meeting of State Board of P.-T. A. in Denver.

Oct. 9th, 10th—Visited Eckley, Colorado, and gave address.

Oct. 12th—Attended meeting of National Advisory Council on School Building, Cosmopolitan Hotel.

Oct. 13th—Attended meeting of Illiteracy Committee, Senate Chamber, State Capitol Building. Mrs. Lewis presided.

Oct. 17th—Attended meeting at Hazeltine, Colorado, and gave address.

Oct. 20th—Attended Executive Committee meeting of P.-T. A., Denver.

Oct. 21st—Mrs. Lewis spoke before Women's Citizens League of Colorado.

Oct. 22nd—Attended Legislative Committee meeting at Woman's Club.

Oct. 29th—Attended meeting of C. E. A. in Denver and gave address. Afternoon—Spoke before Rural Section of C. E. A.

Oct. 30th—Attended meeting of C. E. A. in Pueblo and gave address. Afternoon—Spoke before Rural Section of C. E. A.

### November, 1931

Nov. 2nd—Met with Delta Teachers' Council, Delta.

Nov. 3rd—Meeting with school boards at Montrose. Evening—Addressed Parent-Teacher Association, Paonia, Colorado.

Nov. 4th—Visited Somerset, Colorado, in regard to school meeting. Evening—Addressed P.-T. A. at Hotchkiss, Colorado.

Nov. 5th—Attended meeting with Superintendent and Teachers of Olathe, Colorado. Evening—Addressed P.-T. A. at Olathe, Colorado.

- Nov. 6th—Met with P.-T. A. at Montrose and gave address.
- Nov. 13th—Attended Past President's Club luncheon, Olin Hotel.
- Nov. 15th—Dedicated Squirrel Creek School, Colorado Springs.
- Nov. 16th—Attended meeting of Woman's Club, Denver.
- Nov. 18th—Attended P.-T. A. meeting at Castle Rock, Colorado, and gave main address in evening. Afternoon—Spoke over KOA.
- Nov. 19th—Attended Community Chest luncheon at Cosmopolitan Hotel.
- Nov. 20th—Attended meeting at Westminster, Colorado, and gave main address.
- Nov. 23rd—Attended meeting of Women's Citizens League and gave talk.
- Nov. 24th—Attended dedication of Shove Memorial Chapel, Colorado College, Colorado Springs.

#### December, 1931

- Dec. 1st—Mrs. Lewis addressed North Side Woman's Club, Denver.
- Dec. 3rd—A. M.—Attended meeting of Board of Managers of P.-T. A., Shirley-Savoy Hotel.
- Dec. 9th—Attended P.-T. A. meeting of Sherman School, Denver, and gave address.
- Dec. 15th—Attended meeting of Colorado Indian Commission in Governor's office. Attended luncheon of Women's Citizens League.
- Dec. 16th—Attended luncheon of Denver Business and Professional Women, Brown Palace Hotel, for National President.
- Dec. 18th—Attended meeting of Section Chairmen of White House Conference, University Club.
- Dec. 29th and 30th—Attended meeting of Delegate Assembly of C. E. A., Colorado Springs, Antlers Hotel.

#### January, 1932

- Jan. 4th—Attended meeting of Woman's Club, Denver.
- Jan. 6th—Spoke over KOA on Education.
- Jan. 7th—Attended meeting of Parent-Teacher Association in Greeley.
- Jan. 9th—Addressed Woman's Club Home Education Department, Colorado Springs, Colorado.
- Jan. 10th—Addressed the Open Forum at Colorado Springs.
- Jan. 12th—Addressed Teachers' Club in Fort Collins.
- Jan. 13th—Attended luncheon of Argyle Club and spoke.
- Jan. 14th, 15th and 16th—Attended meeting of White House Conference in State Capitol Building. Evening of 15th—Mrs. Lewis gave address before Conference.
- Jan. 17th—Attended meeting of League of Nations, Chappell House, Denver.



Jan. 19th—Attended luncheon of Members of Home Demonstration Club and gave talk.

Jan 20th—Attended dinner of 4-H Annual Club of Boys and Girls, Daniels and Fisher, and gave talk.

Jan. 23rd—Attended meeting of Foundation for the Advancement of Social Science at Cosmopolitan Hotel.

Jan. 26th—Addressed State Convention of Colorado State Music Teachers Association, "The Rural Choir," Brown Palace Hotel, Denver.

Jan. 27th, 28th and 29th—Attended Seventh Annual Rural Conference, State Teachers College, Greeley, and gave three talks.

### February, 1932

Feb. 2nd—Attended meeting of Directors in Jefferson County, Golden, and gave main address.

Feb. 5th—Attended meeting in Adams County, Brighton, and spoke to Directors.

Feb. 6th—Attended lecture given by Dr. Hunter, Cosmopolitan Hotel.

Feb. 9th—Attended meeting of American Association of University Women, Colburn Hotel, and gave principal address.

Feb. 10th—Talk before Lake Junior High School.

Feb. 20th to 26th—Attended 62nd Annual Meeting of Department of Superintendence, Washington, D. C.

### March, 1932

March 10th—Attended Mother and Daughter Banquet at Arvada and gave address.

March 11th—Attended P.-T. A. meeting, Denver. P. S.—Attended meeting of Articulation Committee of Colorado Education Association.

March 12th—Attended luncheon in honor of Professor Ben Cherrington.

March 14th—P. M.—Attended meeting at Opportunity School.

March 15th—Attended meeting of Classroom Teachers in Denver.

March 16th—Attended dinner and meeting of Woman's College, Denver.

March 18th—Attended luncheon of Women's Citizens League. Morning—Attended meeting of Articulation Committee.

March 21st, 22nd and 23rd—Meeting of County Superintendents held in Denver. Mrs. Lewis gave main address at banquet.

March 24th, 25th—Attended meeting of School and College Conference in Boulder and presided.

March 26th—Attended meeting of Board of Directors of Colorado Education Association, Denver. P. S.—Attended meeting of Child Welfare at Cosmopolitan Hotel.

### April, 1932

April 2nd—Attended meeting of Sedgwick County School Directors and gave talk.

April 4th—Attended tea at Denver University given by Mrs. Hunter.

April 5th, 6th—Attended Educational Day program at Walsh, Colorado, Baca County, and gave address.

April 15th—Spoke before students of Barnes Commercial School, Denver. Attended meeting of Child Welfare Committee of American Legion, Brown Palace Hotel.

April 16th—Attended meeting of Colorado Education Association in morning. Afternoon—Presented medal on Forestry Essay contest.

April 19th—Mrs. Lewis spoke before students of Skinner Junior High School.

April 20th, 21st and 22nd—Parent-Teacher Association Convention in Colorado Springs. Mrs. Lewis gave address.

April 23rd—Attended meeting of Presidents of Colorado Education Association in Grand Junction.

April 25th—Attended meeting of White House Conference in Montrose.

April 26th—Attended meeting of White House Conference in Delta.

April 27th, 28th and 29th—Attended meeting of White House Conference in Grand Junction.

April 30th—Attended meeting of White House Conference in Glenwood Springs.

### May, 1932

May 2nd—Attended meeting of the Parent-Teacher Association, Salida, Colorado, and gave address.

May 3rd—Addressed High School Assembly in Salida in morning. Attended luncheon at Buena Vista and visited School at Buena Vista and addressed Parent-Teacher Association.

May 4th—Talked before Parent-Teacher Association in Gunnison.

May 6th—Evening—Attended dinner and meeting of Federated Clubs, Olin Hotel.

May 7th—Attended meeting of Board of Colorado Education Association in C. E. A. office; also meeting of Reading Circle Board of C. E. A.

May 9th—Attended meeting of Woman's Club, Denver.

May 10th—Evening—Attended meeting of City Federation, Mt. Vernon.

May 11th—Spoke before High School Graduates at Golden.

May 12th—Attended Legislative Council Committee meeting, Shirley-Savoy Hotel.

May 13th—Addressed the Graduating Class at New Raymer, Colorado.

May 17th—Gave Commencement Address at Drennan High School, Colorado Springs.

May 18th—Spoke before Parent-Teacher Association at Brighton.

May 19th—Gave Commencement Address at Daniels School, Jefferson County, Colorado.

May 20th—Gave Commencement Address at Akron High School, Akron, Colorado.

May 21st—Spoke before Jefferson County Woman's Democratic Club, Golden.

May 22nd—Attended Matinee Musicale at Colorado Woman's College.

May 26th—Gave Commencement Address at Garden Home School, Denver.—Evening. Noon—Attended luncheon meeting of Mental Hygiene Society, Executive Committee, at University Club.

May 27th—Attended meeting at Evergreen and gave address.

### June, 1932

June 2nd—Attended meeting of Parent-Teacher Association, Shirley-Savoy Hotel.

June 4th—Attended meeting at Sable School, Denver, and spoke.

June 8th—Attended Commencement of University of Denver at Denver Auditorium.

June 10th, 11th—Attended Commencement and reception at State Teachers College, Greeley.

June 12th—Attended Commencement of University of Colorado, Boulder.

June 15th—Spoke before the Public Health Section of Colorado Nurses Association at Colorado Hospital.

June 16th—Attended dinner of Mental Hygiene Society in honor of Dr. Allen of Philadelphia, Olin Hotel.

June 25th to July 1st—Attended 70th Annual Convention of National Education Association, Atlantic City, N. J.

**CASES IN THE SUPREME COURT OF THE  
STATE OF COLORADO**

1931

No. 12746

Katherine L. Craig,

vs.

The People, ex rel. Hazzard, et al.

Writ of Error to District Court of Adams County (No. 2856)  
Constitutionality of Sec. 1, Ch. 159, S. L. 1929, upheld, and case  
remanded for further hearing.

Case later dismissed by District Court of Adams County.

**CASES IN THE DISTRICT COURT, RIO GRANDE COUNTY,  
STATE OF COLORADO**

No. 3597.

Sargent School District, et al.

vs.

Katherine L. Craig, State Superintendent of Public Instruction.

Mandamus to compel state aid.

Case dismissed.

1932

**CASES IN THE DISTRICT COURT, WELD COUNTY,  
STATE OF COLORADO**

No. 8427

School District No. 32, et al.

vs.

Treasurer of Weld County.

Action to enjoin apportionment of school funds.

Case dismissed.

**CASES IN THE DISTRICT COURT, WELD COUNTY,  
STATE OF COLORADO**

No. 8488

School District No. 190.

vs.

Treasurer of Weld County.

Judgment for plaintiff and case dismissed as to State Super-  
intendent of Public Instruction.

**APPEALS—STATE BOARD OF EDUCATION**

1931

School District No. 51, Washington County, Colorado.

vs.

Mary M. Young, County Superintendent of Schools, Washington County, Colorado.

Appeal of C. S. Paulsen and Elmer Ludam, Plaintiffs, Secretary and Treasurer, respectively, of School District No. 51 and for Washington County, Colorado.

County Superintendent sustained, August 7th, 1931.

School District No. 16.

vs.

Jane L. Powell, County Superintendent of Schools, Fremont County, Colorado.

Appeal of School District No. 16. Plaintiffs from decision of County Superintendent, dismissing charges against Mary E. Murray.

County Superintendent sustained, October 31st, 1931.

**SUMMARY OF SALES OF STATE READING CIRCLE BOOKS**

July 1, 1930-July 1, 1931

Teachers' Reading Circle Books.....	481
Eighth grade books.....	2,446
Seventh grade books.....	1,431
Sixth grade books.....	570
Fifth grade books.....	591
Fourth grade books.....	615
Third grade books.....	731
Second grade books.....	790
First grade books.....	747
Supplementary books of all kinds.....	718
Total .....	9,120

**SUMMARY OF SALES OF STATE READING CIRCLE BOOKS**

July 1, 1931-July 1, 1932

Teachers' Reading Circle Books.....	641
Eighth grade books.....	3,223
Seventh grade books.....	1,904
Sixth grade books.....	904
Fifth grade books.....	914
Fourth grade books.....	1,011
Third grade books.....	972
Second grade books.....	1,019
First grade books.....	1,042
Supplementary books of all kinds.....	420
Total .....	12,050

### STATE READING CIRCLE CERTIFICATES

Issued by the Extension Department of the State Teachers College, Greeley, October 1, 1930 to September 30, 1931

#### Total Certificates Issued in Each Grade

1. First Grade.....	432
2. Second Grade.....	481
3. Third Grade.....	761
4. Fourth Grade.....	812
5. Fifth Grade.....	710
6. Sixth Grade.....	816
7. Seventh Grade.....	1,094
8. Eighth Grade.....	1,540
9. Four-year Certificates.....	109
Total .....	<u>6,755</u>

#### TOTAL CERTIFICATES ISSUED BY COUNTIES

1. Adams .....	194	22. Kiowa .....	156
2. Alamosa .....	149	23. Kit Carson.....	101
3. Arapahoe .....	209	24. La Plata.....	178
4. Archuleta .....	44	25. Las Animas.....	242
5. Baca .....	21	26. Larimer .....	362
6. Bent .....	125	27. Lincoln .....	729
7. Boulder .....	1	28. Logan .....	144
8. Cheyenne .....	356	29. Moffat .....	47
9. Clear Creek.....	33	30. Montezuma .....	140
10. Costilla .....	15	31. Morgan .....	537
11. Crowley .....	183	32. Otero .....	299
12. Douglas .....	412	33. Park .....	1
13. Eagle .....	115	34. Phillips .....	154
14. Elbert .....	43	35. Prowers .....	47
15. El Paso.....	52	36. Pueblo .....	116
16. Garfield .....	11	37. Saguache .....	59
17. Gilpin .....	71	38. San Miguel.....	4
18. Grand .....	148	39. Sedgwick .....	4
19. Huerfano .....	120	40. Teller .....	30
20. Jackson .....	33	41. Washington .....	430
21. Jefferson .....	318	42. Weld .....	322
		Total .....	<u>6,755</u>

**STATE READING CIRCLE CERTIFICATES**

Issued by the Extension Department of the State Teachers College, Greeley, October 1, 1931 to September 30, 1932

**Total Certificates Issued in Each Grade**

1. First Grade.....	1,090
2. Second Grade.....	1,602
3. Third Grade.....	1,559
4. Fourth Grade.....	1,715
5. Fifth Grade.....	1,937
6. Sixth Grade.....	2,095
7. Seventh Grade.....	2,319
8. Eighth Grade.....	2,945
9. 100% Room Cert.....	141
10. 100% School Cert.....	100
Total .....	15,503

**TOTAL CERTIFICATES ISSUED BY COUNTIES**

1. Adams .....	681	24. Kiowa .....	203
2. Alamosa .....	114	25. Kit Carson.....	362
3. Arapahoe .....	815	26. La Plata.....	210
4. Archuleta .....	5	27. Larimer .....	1,090
5. Bent .....	135	28. Las Animas.....	278
6. Boulder .....	282	29. Lincoln .....	775
7. Chaffee .....	24	30. Logan .....	343
8. Cheyenne .....	571	31. Mesa .....	87
9. Clear Creek.....	119	32. Mineral .....	22
10. Costilla .....	1	33. Moffat .....	252
11. Crowley .....	150	34. Morgan .....	627
12. Delta .....	458	35. Otero .....	647
13. Douglas .....	708	36. Park .....	65
14. Eagle .....	371	37. Phillips .....	318
15. Elbert .....	6	38. Prowers .....	507
16. El Paso .....	247	39. Pueblo .....	242
17. Fremont .....	313	40. Rio Blanco .....	160
18. Garfield .....	13	41. Routt .....	28
19. Gilpin .....	135	42. San Juan.....	15
20. Grand .....	181	43. Sedgwick .....	18
21. Huerfano .....	335	44. Teller .....	9
22. Jackson .....	131	45. Washington .....	418
23. Jefferson .....	318	46. Weld .....	829
		47. Yuma .....	1,885
		Total .....	15,503

**REPORT OF THE ASSISTANT STATE LIBRARIAN  
1931-1932**

December 2, 1932.

To the Honorable INEZ JOHNSON LEWIS,  
State Superintendent of Public Instruction,  
Ex Officio State Librarian, State Capitol,  
Denver, Colorado.

Dear Mrs. Lewis:

I have the honor to submit to you, for your consideration and approval, the biennial report for the years 1931-1932.

**Statement**

The greater portion of the collection which is in the State Library consists of United States documents and reports, and documents and reports of the sister States. Our own State documents are catalogued under departments and are all housed in the room used as the office of the Librarian. The material mentioned above, coupled with the large historical, biographical and general catalogued materials, enables research workers in our own State and from other States and libraries to secure very valuable information.

The law governing the circulation of books limits us to State officials and employes, who must sign a receipt for same, in order to insure their safe return; or there may be a book loaned by depositing twice the price of the book, providing it is not one which it is not possible to duplicate. While the State Library does not serve the public in a circulating capacity, it does give the research worker splendid assistance.

Some years ago a portion of the room which was designed for the library was taken from it and converted into a hearings room. If this could be restored and the library properly stacked, it would enable the Librarian to place the material in a much better and more accessible form.

The Legislature of Nineteen Thirty-one failed to appropriate any funds for extra assistance. This was an oversight in the recommendation of the Budget Commissioner. However, we feel that this will not occur again, and if such assistance is provided, we shall be able to look back upon the coming biennial with pride and great appreciation, and shall have cause to thank the members of the Legislature of Nineteen Thirty-three for their kindly consideration.

The genealogical department is one of the most interesting of all the collections and, when used in connection with the splendid historical and biographical material, contributes invaluable service to the researcher.

There is a large collection of Carnegie scientific material, also a complete line of the Carnegie Endowment material on International Relations. These are much in use by scholars.



The United States government patents and drawings, and those of Canada and England are kept up to date, and are in great demand.

The crowded condition of the library is deplorable. This is true of all libraries. Books are constantly being demanded, and those which are the most useful seldom are outgrown in a reference library, because here is where one goes for comparisons, so the discarding of the old for the new is one of the most serious problems which a reference librarian must face and one which may be solved in one way only, and that is by recognizing the dire need for room and proper shelving which will provide for expansion.

The last two years have been very busy ones, and much pleasure and hard work have gone into library service. In Nineteen Thirty-one I visited only nine libraries in the State, but in these visits I had many happy experiences. The Colorado Library Association met in Boulder, in October of that year, at which meeting I appeared on the program representing Special Libraries.

In Nineteen Thirty-two it was my privilege to visit several libraries in other States, from Kansas City, Missouri, to Wisconsin, and though some of them I had visited previously, I was glad to note the progress which had been made in each one of them.

The Colorado State Library Association met in Denver this year, at which time we were all delighted to be able to attend the dedication of the beautiful Mary Reed Memorial Library building at the Denver University. The week of October 26th to 28th was filled with splendid educational programs, all of which showed what libraries mean to the cultural world. The Association had only a twenty-four-hour session, but in that time there was much business and pleasure crowded, and I believe that every member of the Association felt fully satisfied. I have never appreciated more keenly the services which libraries render to scholars than I did during this splendid session. So, in conclusion, I wish to express to the members of the Legislature the necessity of a proper recognition of the needs of the State Library and bespeak for it at least as much appropriation for maintenance, equipment and assistance as has been requested in the budget recommendation.

Respectfully submitted,

ANNIE PARKER HYDER,  
Assistant State Librarian.

**STATISTICAL REPORT, 1931-1932****Books Purchased, 1932**

World Almanac.....	\$ 1.00	
City and State Directories.....	33.00	
Education and Philosophy of Experimentalism.....	1.60	
Hand Book of American Genealogy.....	5.00	
Pen Picture of the Presidents.....	2.85	
Radio—The Assistant Teacher.....	1.75	
		\$ 45.20

**Newspaper Subscriptions, 1932**

Denver Post.....	\$ 12.00	
Rocky Mountain News.....	12.00	
		\$ 24.00

**Magazine Subscriptions, 1932**

Teachers College Record.....	\$ 2.50	
Indian Leaflets Series.....	5.00	
School Executive Magazine.....	2.00	
Magazine Subscriptions.....	27.00	
Journal of Education Renewal.....	3.00	
Journal of Adult Education Renewal.....	3.00	
		\$ 42.50

**Postage, 1932**

Stamps .....	\$ 41.50	
Railway Express.....	2.38	
		\$ 43.88

**Office Expense, 1932**

Repair Typewriter.....	\$ 1.45	
		\$ 1.45

**Office Supplies, 1932**

Library of Congress Cards.....	\$ 2.18	
White Library Cards.....	4.00	
		\$ 6.18

Grand Total .....	\$163.21
Amount of Appropriation.....	\$400.00
Amount Expended.....	163.21
Estimate of Balance.....	\$236.79

**Books Purchased in 1931**

College Year Book.....	\$ 1.00	
World Almanac and Who's Who in America.....	10.40	
Teacher's Reading Circle.....	4.40	
World Book, 10 Vols.....	65.00	
State and County Reorganization.....	1.95	
Education and The Philosophy of Experimentalism .....	2.00	
Economic Theory and Occupation of Distribution....	2.00	
Pageant of America, 15 Vols.....	67.50	
		\$154.25

**Newspaper Subscriptions, 1931**

United States Daily.....	\$ 6.50	
Rocky Mountain News.....	12.00	
Denver Post.....	12.00	
		<hr/> \$ 30.50

**Magazine Subscriptions, 1931**

Magazines—Subscriptions .....	\$ 23.20	
Journal of Education.....	3.00	
Literary Digest.....	4.00	
Teacher's College Records.....	2.50	
School Executive Magazine.....	2.00	
Review of Educational Research.....	4.00	
		<hr/> \$ 38.70

**Postage, 1931**

Stamps .....	\$ 12.00	
Stamps .....	21.00	
		<hr/> \$ 33.00

**Printing, 1931**

Letterheads .....	\$ 2.85	
Envelopes, 1000.....	4.00	
		<hr/> \$ 6.85

**Supplies, 1931**

Library Supplies.....	\$ 39.00	
Office Supplies.....	4.50	
Office Supplies.....	13.75	
		<hr/> \$ 57.25

Grand Total.....	\$320.55	
Amount of Appropriation.....	\$400.00	
Amount Expended.....	320.55	
		<hr/>
Balance .....	\$ 79.45	

**STATISTICAL REPORT, 1931-1932**

Number of bound books in library.....	102,289
Number of books purchased.....	51
Number of books received as gifts.....	216
Number of bound books from United States.....	1,095
Number of bound books on exchange from other states.....	593
Number of Colorado documents.....	37
	<hr/>
Total .....	104,281
Pamphlets from other states.....	1,858
Canadian reports.....	46
Colorado pamphlet reports.....	72
United States pamphlets.....	9,958
	<hr/>
Total .....	11,934
Books sent to Supreme Court Library.....	118
Colorado reports sent to other states.....	165
Braille books sent to blind, over.....	200



**COLORADO CHILD WELFARE  
BUREAU**

**Department of Public Instruction**

**January 10, 1933**

**MARIE WICKERT  
Executive Secretary**

MRS. INEZ JOHNSON LEWIS.

Superintendent of Public Instruction,  
Capitol Building,  
Denver, Colorado.

My Dear Mrs. Lewis:

In submitting this biennial report, the Board of Control, Colorado Child Welfare Bureau, announces with sorrow the death of Mrs. Estelle N. Mathews who served the Department as Executive Secretary faithfully and efficiently since 1920. Miss Marie Wickert was named to succeed Mrs. Mathews and began her services on June 1, 1932.

The following statistical report of the work of the Bureau for the biennial period July 1, 1930-June 30, 1932, is hereby respectfully submitted.

Most sincerely yours,

R. J. WALTERS,  
President, Board of Control.

**BOARD OF CONTROL**

State Superintendent of Public Instruction—Mrs. Inez Johnson  
Lewis, Ex Officio, Denver.

President—Dean R. J. Walters, Denver.

Vice-President—Mrs. Charles A. Lory, Fort Collins.

Secretary—Miss Emily Griffith, Denver.

Mrs. F. W. Haver, Boone.

Dr. J. D. Heilman, Greeley.

Mrs. Estelle N. Mathews, Executive Secretary, Denver.

Miss Marie Wickert, Executive Secretary, Denver.

**FINANCIAL STATEMENT**

**July 1, 1930-June 30, 1931**

Appropriation .....		\$7,784.00
Salaries .....	\$6,975.00	
Printing .....	94.50	
Office Supplies.....	24.26	
Express and Freight.....	4.86	
Telephone and Telegraph.....	21.56	
Travel .....	478.89	
Postage .....	70.68	
Miscellaneous .....	114.25	
		<hr/> \$7,784.00

**July 1, 1931-June 30, 1932**

Appropriation .....		\$7,784.00
Salary increase (Chapter 156, S. L. 1931)		480.00
Salaries .....	\$6,545.00	
Printing .....	254.57	
Office Supplies.....	136.00	
Scientific Supplies.....	31.68	
Express and Freight.....	16.88	
Telephone and Telegraph.....	30.60	
Travel .....	1,002.48	
Postage .....	126.00	
Miscellaneous .....	110.75	
Unexpended balance.....	10.04	
		<hr/> \$8,264.00

### COUNTY NURSING SERVICES

#### Custer County:

Infant and Preschool Inspections.....	56
Parents attending.....	47
Talks to Public (attendance).....	70
Home Visits.....	12
Prenatal Visits.....	1
School Children Inspected.....	368
Schools Visited.....	23
Health Certificates Awarded.....	53
1 child placed in School for Blind, Colorado Springs.	
Health Talks given in each Class Room.	
Literature sent to all Parents of infant, preschool and underweight children.	

#### Douglas County:

Infant and Preschool Inspections.....	33
Parents attending.....	30
Talks to Public (attendance).....	107
Home Visits.....	22
Prenatal Visits.....	3
School Children Inspected.....	2,073
Schools Visited.....	98
Health Certificates Awarded.....	190
Schools equipped with camp cots (underweight children)..	6
Baby Layettes distributed.....	2
Survey made of each school building and letters sent to members of each School Board advising changes where necessary.	
Milk lunches organized.	
Health talks given in class rooms.	
Literature sent to all parents of infant, preschool and underweight children.	
Talks given to Parent-Teacher Associations and Women's Clubs in the County.	
Corrections made as result of nursing demonstration:	
Dental .....	168
Tonsillectomies .....	15
Glasses fitted.....	22

#### Jackson County:

Infant and Preschool Inspections.....	25
Parents Attending.....	16
Home Visits.....	6
School Children Inspected.....	158
Schools Visited.....	4
Letters sent to School Board members (by request) suggesting changes and improvements.	
Tuberculin test procured for 1 child (Tubercular contact.)	
One child reported to American Legion Child Welfare for care.	
Instrumental in having cow purchased for needy family.	



## Teller County:

Infant and Preschool Inspections.....	30
Parents attending.....	70
Talks to Public (attendance).....	160
Home Visits.....	35
Prenatal Visits.....	3
School Children Inspected.....	509
Schools Visited.....	9

Health talks in class rooms.

Literature sent to parents of infant, preschool and underweight children.

Health program outlined for the County before the Women's Clubs and Parent-Teacher Associations.

Milk lunches organized.

Two children reported to American Legion Child Welfare for care.

Glasses procured for children through Red Cross funds.

One child placed in summer camp through auspices of Women's Clubs.

### PRENATAL DIVISION

#### Correspondence Course for Mothers

354 Prenatal letters. Series contains 10 letters with book on Infant Care.

### BABY HEALTH CONTESTS

#### Conejos County

Sixth Annual Baby Health Contest at County Fair

58 Babies examined.

28 Health certificates awarded.

Cereal sets awarded by Child Welfare Bureau.

Premiums awarded by Fair Committee.

#### Sedgwick County

Third Baby Health Contest at Sedgwick County Fair.

63 Babies examined.

14 Health certificates awarded.

Cereal sets awarded by Child Welfare Bureau.

Ribbons and premiums by Fair Committee.

#### Washington County Fair

Infant and Preschool Clinic held for three days.

**CLASSES AND DEMONSTRATIONS**  
**in**  
**HOME HYGIENE AND CARE OF THE SICK**  
**in co-operation with Colorado Agricultural College Farm**  
**Women's Clubs**

Douglas County:

3 classes..... 24 members

Lincoln County:

26 classes.....402 members

Washington County:

4 classes..... 80 members

In addition to the individual county services listed above assistance was given in connection with the Summer Round-Up under the auspices of the Colorado Congress of Parents and Teachers. In this connection, health and organizations talks were given in Greeley, Fort Collins and Castle Rock. Some organization and clinical nursing service was given in Adams and Arapahoe Counties.

In all counties contacted, in addition to the services listed above, effort was made to establish permanent county nursing service, health talks were given before Women's Clubs, local Parent-Teacher Associations and groups of interested parents. Individual cases of crippled children were investigated. Services from the central office included the issuing of letters and circular material in connection with the Summer Round-Up, crippled children's census, issuing of prenatal letters, health certificates and birth registration certificates.

### LITERATURE

The following pamphlets prepared by the Federal Children's Bureau and the Colorado Child Welfare Bureau have been distributed:

5115 Infant Care.

3960 Child Care.

4240 Prenatal Care.

813 What Is Malnutrition?

600 Are You Training Your Child To Be Happy?

300 Food Habits for the School Child.

250 Miscellaneous Folders.

## HANDICAPPED CHILDREN

July 1, 1930-June 30, 1932

Two hundred and two children, as follows, referred to Colorado General Hospital, Children's Hospital Shrine, Homes for Mental Defectives, or other public and private institutions.

County	New Cases	Hold-over Cases	County	New Cases	Hold-over Cases
Adams .....	9	3	Lincoln .....	4	---
Alamosa .....	---	2	Logan .....	3	---
Arapahoe .....	12	2	Mesa .....	6	2
Archuleta .....	1	---	Mineral .....	---	---
Baca .....	1	---	Moffat .....	---	---
Bent .....	2	1	Montezuma .....	2	1
Boulder .....	7	1	Montrose .....	10	1
Chaffee .....	1	---	Morgan .....	6	2
Cheyenne .....	1	---	Otero .....	2	3
Clear Creek.....	1	---	Ouray .....	---	---
Conejos .....	2	2	Park .....	1	---
Costilla .....	---	---	Phillips .....	1	---
Crowley .....	4	---	Pitkin .....	2	---
Custer .....	1	---	Prowers .....	---	1
Delta .....	4	1	Pueblo .....	5	1
Denver .....	10	---	Rio Blanco.....	---	---
Dolores .....	---	---	Routt .....	---	---
Douglas .....	2	---	Rio Grande.....	---	---
Eagle .....	1	---	Saguache .....	---	---
Elbert .....	1	---	San Juan.....	---	---
El Paso .....	10	2	San Miguel.....	1	---
Fremont .....	5	---	Sedgwick .....	5	---
Garfield .....	3	---	Summit .....	---	---
Gilpin .....	1	---	Teller .....	3	---
Grand .....	2	---	Washington .....	2	---
Gunnison .....	1	---	Weld .....	9	1
Hinsdale .....	---	---	Yuma .....	6	---
Huerfano .....	6	---		---	---
Jackson .....	1	---	Total .....	185	33
Jefferson .....	10	1			
Kiowa .....	---	1	Other States:		
Kit Carson.....	7	1	Kansas .....	1	---
Lake .....	---	---	New Mexico.....	1	---
La Plata .....	1	---		---	---
Larimer .....	3	1		2	---
Las Animas.....	7	3	Grand Total.....	187	33

## REPORT OF THE STATE ORGANIZER FOR THE COLORADO CONGRESS OF PARENTS AND TEACHERS

For the period June 30,1930-June 30, 1932

Throughout the period covered by this report, the work of the organizer has been supervision of organization of Congress units, instruction in carrying this work on, and actual participation in the field work.

The development of the parent-teacher movement has been such that trained workers are active in all parts of the state, forming a small army under the leadership of the state organizer, carrying throughout the entire commonwealth our aims and purposes for "every child."

During 1930, thirteen schools of instruction were held, reaching thirty-five counties, with approximately seven hundred in attendance. This year questionnaires were sent out to those attending the schools which served as an examination.

Through this stimulus, four county councils were organized, making twenty-three for Colorado. The state membership this year was 56,239.

During the winter, because of the absence from the state office of a secretary, much of the office work was performed by the organizer. This included distribution of organization and program literature, holding conferences concerning the formation of associations and the work in general.

During the summer of 1931, plans were made for schools of instruction to be held in co-operation with the county councils. Sixteen schools were held with meetings lasting from one day to four half days for four sessions. Forty counties of the state were reached with 261 parent-teacher associations represented; attendance, 1551.

About five hundred organization letters, including four or more parent-teacher leaflets, were sent to superintendents, principals and teachers in thirty-two counties, for the purpose of general information.

The organizer's work included visits to ten county councils, four district conventions, and numerous local unit meetings, as well as daily conferences regarding organization, program and committee work.

Fifty-one new associations were formed, making a total of 394; 24 county councils and 7 districts, with a total membership of 47,059.

Organization is being developed throughout the state with the assistance of county superintendents and the state officers

according to the National Congress and state plan compiled and sent out from the state office.

In addition to general organization work, talks have been made on the Children's Charter. The organizer acted as vice-chairman of the committee on Family and Parent Education of the White House Conference on Child Health and Protection for Colorado.

MRS. FRED DICK,  
State Organizer,  
Colorado Congress of Parents and Teachers.

### **STATE CONTESTS**

(Co-operation of State Department of Public Instruction.)

#### **TENTH NATIONAL SAFETY CAMPAIGN, 1931**

Mr. Robert MacHatton, Chairman of Highway Education Board,  
Washington, D. C.

**STATE WINNERS FOR COLORADO**  
in the  
**TENTH NATIONAL SAFETY CAMPAIGN**  
1930-31

**Essay Contest**

FIRST PRIZE:	Jeff Farr, gold medal.....\$15.00 Walsenburg Junior High School—Alvina Inethje, Teacher, Walsenburg, Colorado.
SECOND PRIZE:	Martha Read, silver medal.....\$10.00 Junior High School, Greeley, Colorado.
THIRD PRIZE:	Frances Klein, bronze medal.....\$ 5.00 Thatcher School, Pueblo, Colorado. Home Address, 221 West 11th Street.
	Frank Seymour, bronze medal.....\$ 5.00 Montezuma School—Miss Emma Lane, teacher, Breckenridge, Colorado. Box 253.
	Billy Brady, bronze medal.....\$ 5.00 Sacred Heart School—Sr. Mary Rudolph, Principal, 1935 Pine St., Boulder, Colorado.
	Josephine Minatta, bronze medal.....\$ 5.00 Bessemer School—Miss Linah Swanzey, Principal. 1131 Pine, Pueblo, Colo.
	Gordon Lockard, bronze medal.....\$ 5.00 Junior High School, 463 Gunnison Avenue, Grand Junction, Colorado.
	Mabel Roller, bronze medal.....\$ 5.00 Barnum School, 148 Osceola Street, Denver, Colorado.

**Lesson Contest**

FIRST STATE HONORS:	Mrs. Virginia Pate, Minnequa School. Home Address, 1720 East 8th Street, Pueblo, Colorado.
---------------------	--

**THIRD ANNUAL GORGAS MEMORIAL ESSAY CONTEST**

Dr. Cary T. Grayson, President. Open to Junior and Senior High Schools.

**Subject: "Keeping Fit: The Gorgas Program of Personal Health"**

State Winner—Opal M. Murray, East High School, Denver, Colorado.

National prizes: \$750.00, \$250.00 and \$100.00 in cash.

State prizes: \$20.00 each, in cash.

High School prizes: Bronze Gorgas medallion.

**Judges**

Dr. S. R. McKelvey, Secretary, State Board of Health, Denver.

Honorable Chas. M. Armstrong, Secretary of State, Denver.

Honorable Inez Johnson Lewis, State Superintendent of Public Instruction, Denver.

Donor of Prizes: Mr. Charles R. Walgreen, Chicago, Ill.

Sponsored by: Gorgas Memorial Institute, Washington, D. C.

**STATE CONTESTS**

(Co-operation of State Department of Public Instruction)

**FOURTH ANNUAL GORGAS MEMORIAL ESSAY CONTEST  
1932**

Dr. Cary T. Grayson, President, Washington, D. C.

**AMERICAN FORESTRY ASSOCIATION**

Mrs. E. W. Simmons, Chairman, Denver, Colo.

**GEORGE WASHINGTON BI-CENTENNIAL**

Associate Director, Mr. Sol Bloom, New York City, N. Y.

Note: No contest held in 1932 for National Safety Campaign.

**FOURTH ANNUAL GORGAS MEMORIAL ESSAY CONTEST  
1932**

**Open to Junior and Senior High Schools**

**Subject: "Mosquitoes: Their Danger as a Menace to Health and the Importance of Their Control."**

State Winner—Nelda Maupin, Hooper High School, Hooper, Colorado.

National prizes: \$700.00, \$150.00 and \$50.00 in cash.

State prizes: \$10.00 each in cash.

High School prizes: Bronze Gorgas medallion.

### Judges

Dr. S. R. McKelvey, Secretary, State Board of Health, Denver.

Honorable Chas. M. Armstrong, Secretary of State, Denver.  
Honorable Inez Johnson Lewis, State Superintendent of Public Instruction, Denver.

Donor of Prizes: Mr. Charles R. Walgreen, Chicago, Ill.

Sponsored by: Gorgas Memorial Institute, Washington, D. C.

## FIRST ANNUAL AMERICAN FORESTRY ASSOCIATION CONTEST 1932

Contest conducted by the Division of Conservation of the Department of Education of the Colorado Federation of Women's Clubs.

Contest open to Senior and Junior High Schools.

**Subjects Selected:** "What the Forests of Colorado Mean to the State." "Why Stop Forest Fires." "Why We Should Plant Trees on the Farm."

### State Winners

First Girl Winner—Elizabeth Criley, Georgetown High School, Georgetown, Colorado.

First Boy Winner—Elmer Duane Underwood, Del Norte High School, Del Norte, Colorado.

### School Winning First Place

Georgetown High School, Georgetown, Colorado. (Essay written by Elizabeth Criley.)

Prizes: Medal—For School Winning First Place.

Medal—For Boy Winning First Place.

Medal—For Girl Winning First Place.

### Committee

Mrs. Gilbert Weir, Mrs. Grant Babcock, Mrs. Valentine Fischer, Miss Florence Sargent, Mrs. J. Rush, Mrs. Elroy Clark, Mrs. W. S. Wintermute, Mrs. Charles Greenclay, and Mrs. J. H. Beckhart. Mrs. E. W. Simmons, Chairman.

### Judges

Dorothea Kunsmiller, Caroline Dier, and Judge Stanley H. Johnson of Denver.



**FORTY-SIXTH ANNUAL MEETING OF COUNTY  
SUPERINTENDENTS' ASSOCIATION**

**State Capitol, Denver, Colorado, March 30-31, April 1, 1931**

**Executive Committee**

Mrs. Inez Johnson Lewis, State Superintendent of Public Instruction, Ex Officio Chairman, Denver.

President—Miss Laura N. Burchsted, Superintendent of Schools, Morgan County, Fort Morgan.

Secretary—Miss Mary Young, Superintendent of Schools, Washington County, Akron.

Treasurer—A. J. McFarland, Superintendent of Schools, Otero County, La Junta.

Chairman, Spelling Contest—Mrs. Anna M. K. Olesen, Superintendent of Schools, Lincoln County, Hugo.

Chairman, Oratorical Contest—Miss Margaret Gibson, Superintendent of Schools, Park County, Fairplay.

Chairman, Legislative Committee—N. N. Bailey, Superintendent of Schools, Elbert County, Kiowa.

Chairman, Resolutions Committee—Mrs. Anna C. Bell, Superintendent of Schools, San Juan County, Silverton.

**WINNERS OF THE STATE SPELLING AND ORATORICAL  
CONTESTS, 1931**

**Spelling**

First—Ruth Plank, Boulder County.

Second—Louise Gimple, Mesa County.

Third—Karen Hansen, Prowers County.

Fourth—Jeni Lou Gribble, Logan County.

Fifth—Juanita Rutherford, Routt County.

**Oratorical**

First—Robert Boyd, Jefferson County.

Second—Mary Duzenback, Huerfano County.

Third—Louise Heinz, Lincoln County.

Fourth—Robert Hitchinson, Cheyenne County.

Fifth—Martha Jane Kaiser, Las Animas County.

**Subject for Oratorical Contest: "Student Citizenship in Homes,  
School and Community."**

**PROGRAM OF THE COUNTY SUPERINTENDENTS'  
MEETING, 1931.**

**RURAL CHOIR**

One of the most important projects undertaken by the Association was the sponsoring of a Rural Choir. The Committee named was as follows:

Mr. E. E. Mohr, Chairman, State Teachers College, Greeley, Colo.; Mrs. Nettie S. Freed, County Superintendent, Pueblo, Colo.; Mrs. Pearl A. Funk, County Superintendent, Steamboat Springs, Colo.; Miss Lucile Dee Horton, County Superintendent, Colorado Springs, Colo.; Mrs. W. D. Blaine, Longmont, Colo.

### EX OFFICIO MEMBERS

Mrs. Anna M. K. Olesen, President, County Superintendents' Association; Mrs. Inez Johnson Lewis, State Superintendent of Public Instruction.

The choir sang for the first time at the Pueblo State Fair on Saturday, September 19th, 1931.

The plans of formulating the project of the State Choir were in charge of a committee of which Mr. E. E. Mohr, Associate Professor of Music at the State Teachers College, Greeley, was chairman.

The County Superintendents, in co-operation with the teachers throughout the state, gave their earnest support. The teachers were assisted by Miss Margaret M. Streeter of Chicago, famous lecturer on music appreciation and former music supervisor of the Los Angeles City Schools.

Senator John J. Tobin and Mr. T. P. Detamore of the State Fair Board, and Mrs. Nettie S. Freed, County Superintendent of Schools, Pueblo, lent invaluable assistance to the efforts in making the choir a success.

Four hundred pupils from sixteen different school districts of Colorado joined in the State chorus, and although the children from the different schools had never sung together until they met in Pueblo, they kept perfect time and it was as though the great volume of melody came from one voice. Mr. C. A. Fullerton, known as the "father of Rural School Music," led the choir.

### FORTY-SEVENTH ANNUAL MEETING OF COUNTY SUPERINTENDENTS' ASSOCIATION

State Capitol, Denver, Colorado, March 21, 22, 23, 1932

#### Executive Committee

Mrs. Inez Johnson Lewis, State Superintendent of Public Instruction, Ex Officio Chairman, Denver.

President—Mrs. Anna M. K. Olesen, Superintendent of Schools, Lincoln County, Hugo.

Vice-President—Mrs. Pearl Funk, Superintendent of Schools, Routt County, Steamboat Springs.

Secretary—Mrs. Sarah J. Larrabee, Superintendent of Schools, La Plata County, Durango.

Treasurer—W. F. Templin, Superintendent of Schools, Las Animas County, Trinidad.

Chairman Spelling Contest—Mrs. Jane L. Powell, Superintendent of Schools, Fremont County, Canon City.

Chairman Oratorical Contest—Mrs. Miriam B. Martensen, Superintendent of Schools, Jefferson County, Golden.

Chairman Legislative Committee—N. N. Bailey, Superintendent of Schools, Elbert County, Kiowa.

Chairman Resolutions Committee—Miss Laura N. Burehsted, Superintendent of Schools, Morgan County, Fort Morgan.

## WINNERS OF THE STATE SPELLING AND ORATORICAL CONTESTS

1932

### Spelling

- First—Evangeline Soto, Fremont County.  
 Second—Louise Choy, Adams County.  
 Third—Billy Ferguson, Mesa County.  
 Fourth—Faith Sturman, Garfield County.  
 Fifth—Virginia Bennett, Teller County.

### Oratorical

- First—Joan Wagner, Sedgwick County.  
 Second—Lucille Herrod, Jefferson County.  
 Third—John Platt, Conejos County.  
 Fourth—Delmar Carlson, Elbert County.  
 Fifth—Helen Ammeron, Douglas County.

### Subject for Oratorical Contest

“The Life of George Washington and His Influence on the Character of the Boys and Girls of Today.”

## COLORADO COMMISSION FOR THE CELEBRATION OF THE TWO HUNDREDTH ANNIVERSARY OF THE BIRTH OF GEORGE WASHINGTON

1732-1932

- Governor William H. Adams, Honorary Chairman.  
 Mrs. John Dickinson Sherman, Presidential Commissioner,  
 Representative.  
 Paul P. Prosser, Executive Chairman, 333 First National Bank  
 Building, Denver.  
 Mrs. H. G. Bogert, Executive Secretary, Akron.

### Executive Committee

- George S. Norlin, President, University of Colorado, Boulder,  
 Chairman.  
 Judge Frank McDonough, Sr., Denver Vice-Chairman.  
 Charles A. Lory, President, Colorado Agricultural College,  
 Fort Collins.  
 C. C. Casey, President, Western State College, Gunnison.  
 Clifford G. Houston, Dean, Grand Junction Junior College,  
 Grand Junction.  
 John E. Gross, Secretary, Colorado State Federation of Labor,  
 Denver.  
 Mrs. Inez Johnson Lewis, State Superintendent of Public In-  
 struction, Denver.  
 Mrs. Lily Bush, Adams State Normal College, Alamosa.  
 Mrs. H. G. Bogert, Akron, Secretary.

### Educational Contest Committee

George Willard Frasier, President, Colorado State Teachers College, Greeley, Chairman.

Rev. F. Gregory Smith, St. Mary's Church, Littleton.

Charles E. Greene, Director of Research, Denver Public Schools, Denver.

Mrs. Lucy Cason Auld, Deputy State Superintendent of Public Instruction, Denver, Secretary.

The State Department of Education directed the Educational Contest division for the celebration of the two hundredth anniversary of the birthday of George Washington.

The contest was divided into three parts, the Declamatory Contest for the Elementary Schools; the Essay Contest for High Schools, and the Oratorical Contest for the Colleges.

### STATE DECLAMATORY CONTEST

A wide interest was shown in the contest by the public schools of the state and also the parochial schools. In practically every county the schools participated in the celebration and derived much benefit. However, on account of the financial situation throughout the state, only 15 counties were represented at the State Contest, which was held in the Senate Chamber of the State Capitol Building, on April 16th, 1932. The Declamatory Contest was open only to the elementary schools. The state winners were:

#### State Winners

First Place—Joseph Stein, Cathedral School, Denver, Colo.

Second Place—Estees Potter, Cherry Hills School, Littleton, Colorado.

Third Place—Chas. Bitzer, Steamboat Springs Schools, Steamboat Springs, Colorado.

The representation was as follows:

Participant	School Represented	County	Residence
Assay, Harold.....	Alamosa County High	Alamosa	Alamosa
Potter, Estees.....	Cherry Hills School	Arapahoe	Littleton
Buxton, Betty.....	Georgetown Schools	Clear Creek	Georgetown
Stein, Joseph.....	Cathedral School	Denver	Denver
Wilson, Russel.....	Castle Rock Consolidated	Douglas	Castle Rock
Kekeison, Robert....	St. Mary's School	El Paso	Colo. Springs
Sager, Alma Jean....	Sanee School	Elbert	Kiowa
Manley, Imelda.....	St. Scholastica	Fremont	Canon City
Jones, Richard, Jr..	Kremmling Schools	Grand	Kremmling
Jackson, Dorothy....	Flagler School	Kit Carson	Burlington
McDuggal, Agnes....	Waverly Schools	Larimer	Wellington
Olson, Vechel.....	Holyoke School	Phillips	Holyoke
Bitzer, Charles.....	District No. 4	Routt	Steamboat Springs
Jackson, Opal.....	Florissant School	Teller	Florissant
Seofield, Margaret..	Joes Consolidated	Yuma	Wray

### ESSAY CONTEST

The Essay Contest was open only to high school students. Twenty-six high schools, both public and parochial, entered the contest. There was a total of 535 contestants. The state winners were as follows:

Place	Participant	School Represented	Address
1st	Edwin VanCise.....	East Denver H. S.	Denver
2nd	Edward Lyons.....	Regis College, HS Div.....	Denver
3rd	Benjamin Laprosky..	St. Mary's College.....	Colo. Springs

#### High Schools Participating

	Principal or Teacher	Number of Contestants
1. East High School, Denver.....	Rosece C. Hill.....	100
2. South High School, Denver.....	John J. Cory.....	16
3. West High School, Denver.....	H. V. Kepner.....	40
4. Skinner Junior High School, Denver .....	Emma M. Brown.....	6
5. Gove Junior High School, Denver .....	Mary E. Morris.....	11
6. Rifle Union High School, Rifle .....	Vera Turgoose.....	8
7. Center Consolidated School, Center .....	Kathryn Brown.....	8
8. Gunnison Public Schools, Gunnison .....	V. M. Rogers.....	8
9. Limon High School, Limon.....		15
10. Granada Public Schools, Granada .....	Jeanette C. Ostrom.....	9
11. Flagler High School, Flagler.....	Lillian E. Yeager.....	5
12. Hudson Public School, Hudson .....	J. V. McDowell.....	5
13. Edgewater Public Schools, Edgewater .....	Irene Schmitt.....	6
14. Arvada Public Schools, Arvada .....	Pauline V. Weiss.....	45
15. Regis High School, Denver.....	Rev. Stephen T. Egan, S.J....	12
16. St. Mary's Academy, 14th and Pennsylvania, Denver.....	Sister Mary Martha.....	4
17. St. Francis de Sales High School, 301 S. Grant St., Denver .....	Sister M. Eulogia.....	8
18. Sacred Heart High School, Denver .....	Sister Maria Gratia.....	75
19. Annunciation High School, 1408 E. 36th Ave., Denver.....	Sister M. Lorain.....	50
20. St. Joseph's High School, 622 W. 6th Ave., Denver.....	Sister Mary of Mercy.....	25
21. Paneratia Hall, Loretto, Colo.....	Sister M. Modwena.....	27

	Principal or Teacher	Number of Contestants
22. Mt. St. Scholastica Academy, Canon City, Colo.....	Sister Sebastian.....	7
23. St. Patriek's High School, Pueblo, Colo.....	Sister Marie Daniel.....	10
24. St. Mary's High School, Colorado Springs, Colo.....	Sister M. de Chantel.....	15
25. Holy Trinity High School, Trinidad, Colo.....	Sister Cornelius.....	10
26. Cathedral High School, Denver .....	Sister Ethelbert.....	10
		535

### STATE ORATORICAL CONTEST

There were five colleges represented. Each college held its own elimination contest and those selected for the finals which were held at the Auditorium of the Denver Woman's Club, on March 13th, 1932, were as follows:

#### State Winners

First Place—Fred Coney, State Teachers College, Greeley, Colorado.

Second Place—Lucille Riede, Loretto Heights College, Denver, Colorado.

Third Place—Delbert Ross, Denver University, Denver, Colo.

#### Representation Was as Follows

Participants	College Represented	Title of Address
Justice Wilkinson.....	Colorado Agricultural College.....	The Spirit of George Washington
Delbert Ross.....	Denver University.....	Washington, Nation Builder
Noble Laesch.....	Regis College.....	Washington, The Man
Lucille Riede.....	Loretto Heights College .....	Washington, Exem- plar of American Ideals
Fred Coney.....	Colorado State Teachers College.....	First in Peace

### REGIONAL CONTEST

Four states were represented at the Regional Contest, which was held in the House of Representatives, State Capitol Building, Denver, Colorado, on May 27th, 1932.

State winner of first place was Mr. Fred Couey, State Teachers College, Greeley, Colorado.

The states and participants were as follows:

Participants	College Represented	Title of Address
Clarence Flood.....	State Teachers College, Flagstaff, Ariz.	The Spirit of Washington
Fred Couey.....	State Teachers College, Greeley, Colo.	George Washington, Statesman and Soldier
Irwin Luthi.....	Kansas State Teachers College, Pittsburg, Kans.	Washington, The Man
Francis D. Burke....	University of New Mexico, Albuquerque, N. M.	George Washington, The Courageous

### WORLD FEDERATION OF EDUCATION ASSOCIATIONS

The Fourth Biennial Conference of the World Federation of Education Associations met in Denver, July 27th to August 2nd, 1932.

A reception was tendered to the delegates and their friends on Sunday afternoon, July 26th, from four to six at the State Capitol, by the State Department of Public Instruction, and His Excellency, the Governor of Colorado.

**COMMITTEE IN CHARGE OF LOCAL ARRANGEMENTS****Executive Committee**

Mr. A. L. Threlkeld, Superintendent, Denver Public Schools, Chairman.

Dr. Frederick Maurice Hunter, Chancellor, University of Denver.

Mr. W. B. Mooney, Executive Secretary, Colorado Education Association.

Mrs. Inez Johnson Lewis, State Superintendent of Public Instruction in Colorado.

Mrs. Mary C. C. Bradford, former State Superintendent of Public Instruction in Colorado.

**Publicity Committee**

Miss A. Helen Anderson, Chairman, 414 Fourteenth Street, Denver.

**Excursion and Transportation Committee**

Mr. Roe Emery, Chairman, 1730 Glenarm Place, Denver.

**General Entertainment Committee**

Mrs. Margaret Mendenhall Smith, Chairman, 1522 Lafayette Street, Denver.

**Special Guest Committee**

Mrs. James Rae Arneill, Chairman, 1055 Pennsylvania Street, Denver.

**Billeting Committee**

Mr. W. B. Mooney, Chairman, 530 Commonwealth Building, Denver.

**Educational Equipment Exhibits Committee**

Mr. J. J. Ball, Chairman, 414 Fourteenth Street, Denver.

**School Work Exhibits Committee**

Mr. J. Y. Parce, Chairman, 414 Fourteenth Street, Denver.

**Registration Committee**

Mrs. Lulu M. King, Chairman, 3768 Perry Street, Denver.

**Decorations Committee**

Mr. Frank D. Patton, Chairman, City Hall, Denver.

**Convening Rooms Committee**

Mr. C. H. Hay, Chairman, 530 Commonwealth Building, Denver.



**OFFICERS**

Augustus O. Thomas, Augusta, Maine, U. S. A.....	President
Frank W. Goldstone, London, England.....	Vice President
Hirotaro Hayashi, Tokyo, Japan.....	Vice President
D. D. MacDonald, Toronto, Canada.....	Vice President
Charles H. Williams, Columbia, Missouri, U. S. A.....	Secretary
E. A. Hardy, Toronto, Canada.....	Treasurer
W. R. Siders, Washington, D. C., U. S. A.....	Field Representative

**Board of Directors**

Miss Selma M. Borchardt.....	Washington, D. C., U. S. A.
Poling Chang.....	Tientsin, China
Harry Charlesworth.....	Vancouver, British Columbia, Canada
John W. Critchley.....	Dumfries, Scotland
Frank W. Goldstone.....	London, England
Hirotaro Hayashi.....	Tokyo, Japan
Thomas Henderson.....	Edinburgh, Scotland
P. A. Inamdar.....	Aundh, India
P. W. Kuo.....	New York City, U. S. A.
Uel W. Lamkin.....	Maryville, Missouri, U. S. A.
D. D. MacDonald.....	Toronto, Canada
Fred Mander.....	Bedford, England
Thomas J. O'Connell.....	Dublin, Ireland
G. R. Parker.....	London, England
P. Seshadri.....	Cawnpore, India
Otto Tacke.....	Stettin, Germany
Miss Annie C. Woodward.....	Somerville, Massachusetts, U. S. A.

**Board of Trustees**

Dr. Raphael Herman.....	Los Angeles, California, and Reno, Nevada, U. S. A.
Sir Robert Borden.....	Ottawa, Canada
Lord Cecil.....	Chelwood, England
Hon. and Rev. Canon H. J. Cody.....	Toronto, Canada
Dr. Lee K. Frankel.....	New York City, U. S. A.
Mr. William Green.....	Washington, D. C., U. S. A.
Mr. Carlton E. Ladd.....	Buffalo, New York, U. S. A.
Rt. Hon. J. Ramsay McDonald, Prime Minister.....	London, England
Hon. William G. McAdoo.....	Los Angeles, California, U. S. A.
Col. Milton McRae.....	San Diego, California, U. S. A.
Hon. Henry M. Robinson.....	Los Angeles, California, U. S. A.
Dr. Y. T. Tsur.....	Peiping, China
Mrs. Frank Vanderlip.....	New York City, U. S. A.
Dr. David Z. T. Yui.....	Shanghai, China

### \*SPECIAL AMERICAN ADVISORY BOARD

Dr. John H. Finley, Editor, New York Times.....	New York City
Hon. Herbert S. Houston.....	New York City
Dr. David Thwing, President Emeritus, Western Reserve University .....	Cleveland, Ohio
Mrs. Frank A. Vanderlip.....	New York City
Mr. Frank Miller.....	Mission Inn, Riverside, California
Mr. James M. Maddox.....	Columbus, Ohio
Miss Sally Lucas Jean, Consultant in Health Education.....	New York City
Dr. Henry Goddard Leach, Editor, Forum Magazine.....	New York City
Hon. Carlton E. Ladd.....	Buffalo, New York
Hon. Carl E. Milliken.....	New York City
Hon. Robert Simon.....	New York City
Mrs. E. C. Cumberson.....	San Francisco, California
Dean John W. Withers, New York University.....	New York City

\*List not complete. Other names will be added from time to time.

### HISTORY OF THE WORLD FEDERATION OF EDUCATION ASSOCIATIONS

The World Federation of Education Associations was organized at San Francisco in 1923. Since then, it has held three biennial meetings, one at Edinburgh, one at Toronto, and the third at Geneva. Following the San Francisco meeting, Dr. Raphael Heman offered through the Federation a \$25,000 prize for the best plan calculated to produce world understanding and co-operation through understanding. Thousands of plans were submitted and the award went to Dr. David Starr Jordan, President Emeritus of Leland Stanford Jr. University, and educator, scientist and humanitarian.

It is the plan of the Federation eventually to establish a regional headquarters in the Orient, the Americas, and in Europe and Africa as a means of promoting education in ways of improving human relationships.

### PURPOSE OF THE WORLD FEDERATION OF EDUCATION ASSOCIATIONS

The purpose of the organization is visualized in the following statements taken from the constitution:

1. To promote friendship, justice, and good will among the nations of the world.
2. To bring about a world-wide tolerance of the rights and privileges of all nations, regardless of race or creed.
3. To develop an appreciation of the value of inherited gifts of nations and races.
4. To secure more satisfying information and more adequate statement of facts for textbooks used in the schools of the

different nations, to omit from teaching material statements which tend to misunderstanding and false impressions.

5. To foster a national comradeship which will produce a more sympathetic appreciation among nations.

6. To bring together the experiences of the races and the achievements of the various peoples as a basis for teaching international understanding and good will.

7. Educational co-operation, to foster the dissemination of information concerning the progress of education in all its forms among nations and peoples.

8. To teach the young the interdependence of nations, that each nation is possessed of certain inalienable rights and among these are the rights to develop its national resources, to carry on trade and commerce, to cultivate the gifts peculiar to itself, and to provide for the welfare, progress, and happiness of its people.

### Some Vital Activities

The World Federation of Education Associations is now in position to assist interested persons in a very definite way in securing materials both interesting and helpful in their work of building, through education, a better world. The Federation reaches the classroom teachers and will cover direct objectives. Some of the lines of activity of the Federation for the immediate future include:

1. The arrangement of meetings at which reports of great significance are made, and the making possible of exchange of materials as well as ideas among the members.

2. Provision for the formation of acquaintance of persons engaged in similar work in many countries, and for making education a great cause in which the five million teachers of the world can join interests in the greatest of all world-wide human-welfare projects.

3. The development of experiences and practices in the field of education into programs and projects to forward international cooperation.

4. Establishing contacts and cooperation with other organized workers in separate but similar fields.

5. Gathering and distributing information, first by means of congresses such as the Denver meeting, publishing reports, distributing books, magazines, and articles in educational journals in the several countries, and acting as a clearing-house by making educational discoveries of importance available to the interested workers in all countries.

6. Stimulating special studies and investigations in the various parts of the world which will be helpful professionally, and in stimulating special effort.

7. In addition to these, the promulgation of the findings of the several Herman-Jordan committees, whose reports will be fused into one great plan embracing ways and means of presenting to the childhood and youth of all lands the necessity of cooperation and a means to understanding. These reports will include, also, the declaration of principles growing out of the experiences of the educationists of the countries of the world as determined by the committees.

### HERMAN-JORDAN COMMITTEES

Committee No. 1—Education for Peace: Co-operative Relationships Between Organizations. Chairman: Dr. P. W. Kuo.

Committee No. 2—Social Sciences: The Correction of Texts. Chairman: Dr. Laura Ulbrick.

Committee No. 3—International Athletic Sports: The International Relations of Youth. Chairman: Mr. Daniel Chase.

Committee No. 4—Military Training and Its Relation to International Good Will. Chairman: Mr. E. J. Sainsbury.

Committee No. 5—General Machinery for International Cooperation: Attempts That Have Been Made by Diplomacy to Obviate the Necessity of Force. Chairman: Mr. Frank A. Hoare.

NOTE: The Fifth Biennial Meeting of the Federation will be held at Dublin, Ireland, July 29th to August 4th, 1934.

### ILLITERACY

Upon request of a communication received by Mrs. Inez Johnson Lewis, State Superintendent of Public Instruction, from Honorable Ray Lyman Wilbur, Secretary of the Interior, and Chairman of the National Advisory Committee on Illiteracy, Washington, a reorganization of the Colorado Advisory Committee on Illiteracy was effected.

This Committee met in the office of the State Superintendent of Public Instruction, on Friday, August 28th, 1931, at ten A. M. Mrs. Lewis, the State Superintendent, presided.

The following letter was read:

“June 12th, 1931.

“MRS. INEZ JOHNSON LEWIS,

“State Superintendent of Public Instruction,

“Denver, Colorado.

“My Dear Mrs. Lewis:

“I am appointing you a member of the Colorado Advisory Committee on Illiteracy and sincerely trust that you may find it possible to accept.

“The State Committee is expected to be part of and to cooperate with the National Advisory Committee on Illiteracy, which was appointed by me with the approval of President Hoover. We have great need of an active leader in each state and we believe you, through your official capacity, can aid in having a vigorous program to eradicate illiteracy developed in Colorado.

“May I suggest that you call a meeting of the Colorado Advisory Committee for purposes of reorganization. Some of the members greatly desire this, and it seems the best way to get action there.

“Very sincerely yours,

(Signed) “RAY LYMAN WILBUR,

“Secretary of the Interior.”

The following telegram was received:

“Greetings from National Advisory Committee on Illiteracy and Best Wishes for Successful Reorganization Meeting of State Committee Today. Please Wire Us Nightletter Report.”

The Illiteracy Statistics for 1930 for Colorado were reported as follows:

Total number of persons 10 years of age and over unable to read and write.....	23,141
Native white illiterates.....	5,807
Foreign-born white illiterates.....	7,331
Negro illiterates.....	403
Other races.....	9,600

#### Illiteracy by Counties

Hinsdale .....	2	Sedgwick .....	162
Gilpin .....	3	Jefferson .....	172
Mineral .....	5	Routt .....	180
Rio Blanco.....	6	Archuleta .....	181
Jackson .....	7	Crowley .....	207
Grand .....	9	Bent .....	237
Summit .....	9	Saguache .....	246
Clear Creek.....	10	Alamosa .....	249
Pitkin .....	10	Montezuma .....	294
Park .....	11	Montrose .....	353
Dolores .....	12	Prowers .....	366
Phillips .....	12	El Paso.....	375
Ouray .....	17	Mesa .....	377
Teller .....	21	Chaffee .....	378
Moffat .....	24	La Plata.....	385
Cheyenne .....	26	Delta .....	390
Custer .....	26	Rio Grande.....	405
Kit Carson.....	26	Logan .....	417
Washington .....	26	Fremont .....	427
San Juan.....	28	Morgan .....	428
Lincoln .....	38	Conejos .....	459
Elbert .....	39	Boulder .....	518
Douglas .....	41	Costilla .....	526
Yuma .....	43	Adams .....	718
Baca .....	48	Larimer.....	840
Eagle .....	53	Otero .....	1,085
Kiowa .....	69	Huerfano .....	1,149
Gunnison .....	76	Pueblo .....	2,316
San Miguel.....	81	Las Animas.....	2,350
Lake .....	83	Weld .....	2,506
Arapahoe .....	103	Denver .....	3,362
Garfield .....	119		
Percentage of illiteracy in State in 1920.....			3.2
Percentage of illiteracy in State in 1930.....			2.8

## Percentage by Groups

	1920	1930
Native white.....	1.4	0.8
Foreign-born white.....	12.4	8.6
Negro .....	6.2	3.9
Other races.....	23.7	22.7

The members of the Committee were as follows:

- Honorable Inez Johnson Lewis, State Superintendent, Denver.  
 Mrs. Margaret Mendenhall Smith, Principal, Ebert School,  
 Denver.
- Mrs. Mary Isbell, Opportunity School, Denver.  
 John C. Unger, Superintendent of Schools, Hugo.  
 E. N. Freeman, Superintendent of Schools, Wheatridge.  
 Mrs. M. A. Martensen, County Superintendent of Schools,  
 Golden.
- Mrs. Minnie L. Brownell, County Superintendent of Schools,  
 Alamosa.
- Miss Annette Newcomb, Denver.  
 Dr. C. C. Casey, President Western State College, Gunnison.  
 Mrs. Grant Babcock, Greeley.  
 Neil Kimball, Golden.  
 John Yost, Superintendent of Schools, Walsenburg.  
 Mrs. Edwin A. Bemis, Littleton.  
 Mrs. Nora Wright, Detention Home, Denver.  
 W. J. Graham, Manitou.  
 Dr. O. S. Wood, University of Denver, Denver.  
 S. J. Osborn, Great Western Sugar Co., Denver.  
 John C. Vivian, Jr., Attorney, Denver.  
 Mrs. Nettie S. Freed, County Superintendent of Schools,  
 Pueblo.
- J. D. Heilman, State Teachers College, Greeley.  
 Miss Grace H. Wilson, State Teachers College, Greeley.  
 Mrs. Adrianna Hungerford, President W. C. T. U., Denver.  
 Mrs. Rose Bishop, County Superintendent of Schools, Grand  
 Junction.
- Miss Flora A. Allison, Teacher, Sterling.  
 R. B. Mertz, Principal of Schools, Trinidad.  
 Sam R. Hill, Principal, Manual Training High, Denver.  
 Dr. Katherine C. Polly, Denver.  
 Mrs. A. B. Shuttleworth, President, P.-T. A., Denver.  
 Merle McClintock, Grand Junction.  
 C. L. Sone, County Superintendent of Schools, Springfield.  
 Miss Kate Lester, County Superintendent of Schools, Sterling.  
 Guy Fox, Denver Schools, Denver.  
 Miss Emily Griffith, Opportunity School, Denver.  
 Miss Emma Goudy, Denver.  
 George Young, Superintendent of Schools, Alamosa.

Mrs. Nina M. Weiss, County Superintendent of Schools, Del Norte.

Chas. Leekenby, Steamboat Springs.

Emma T. Wilkins, Teacher, Ft. Collins.

A. H. Jordan, Colorado Springs.

F. G. Bonfils, The Denver Post, Denver.

Mrs. Henry Kramer, President Woman's Club, Denver.

One of the major things accomplished by the Committee was the idea fostered that Adult Education was the biggest question to be considered and if illiterates could realize that other adults were eager to go on learning, it would be easier to arouse their interest in going to school.

Because of the interest and enthusiasm of the Illiteracy Committee, a foundation was laid whereby the interest in Adult Education was being fostered and plans were laid for a future program in Adult Education.

The above Committee as named was called by Mrs. Inez Johnson Lewis, State Superintendent of Public Instruction, to meet on Tuesday, October 13th, 1931, in the Senate Chamber of the State Capitol Building. Many interesting talks and suggestions were given. Dr. Randall J. Condon, National Field Secretary of the National Advisory Committee on Illiteracy from Washington, gave a brief outline of the illiteracy work being done in other states. He stated that Colorado was the twenty-fourth state in the Union as far as percentages were concerned, and eighteenth in actual number of illiterates. He left two messages of interest—that each state be urged to organize and that each county in every state be organized to stamp out illiteracy. He commented on the fact that Colorado had already started this organization.

#### STATE CERTIFICATES ISSUED FROM JULY 1, 1930, TO JULY 1, 1931

1. Honorary Life Certificates.....	0
2. Graduate Temporary Certificates.....	659
3. Graduate Life Certificates.....	160
4. Elementary Temporary Certificates.....	245
5. Elementary Life Certificates.....	42
6. Special Temporary Certificates.....	94
7. Special Life Certificates.....	1
8. Pre-Graduate Permits.....	46
9. Elementary Professional Certificates.....	42
2 year extension of 3 year Elementary Professional certificates .....	22
Duplicate Certificates.....	12
Total .....	1,323

**FINANCIAL REPORT JULY 1, 1930, TO JULY 1, 1931**

July 1, 1930, Balance .....	\$1,822.75
Fees for state certificates.....	5,833.20
Receipts from county examinations.....	2,086.50
Total .....	\$9,742.45
Disbursements .....	8,391.41
July 1, 1931, Balance .....	\$1,351.04

**STATE CERTIFICATES ISSUED FROM JULY 1, 1931,  
TO JULY 1, 1932**

1. Honorary Life Certificates.....	39
2. Graduate Temporary Certificates.....	595
3. Graduate Life Certificates.....	178
4. Elementary Temporary Certificates.....	151
5. Elementary Life Certificates.....	44
6. Special Temporary Certificates.....	75
7. Special Life Certificates.....	11
8. Pre-Graduate Permits.....	46
Duplicate Certificates.....	13
Total .....	1,152

**FINANCIAL REPORT JULY 1, 1931, TO JULY 1, 1932**

July 1, 1931, Balance .....	\$1,351.04
Fees for state certificates.....	5,004.37
Receipts from county examinations.....	1,494.00
Total .....	\$7,849.41
Disbursements .....	7,028.85
July 1, 1932, Balance .....	\$ 820.56

**CERTIFICATION FUND—DISBURSEMENTS**

	July 1, 1930, to July 1, 1931	July 1, 1931, to July 1, 1932	Total
Salaries .....	\$ 5,875.00	\$ 4,558.75	\$10,433.75
Stamps .....	595.00	480.00	1,075.00
Stationery .....	313.47	48.42	361.89
Printing of Certificates.....		110.50	110.50
*Printing of Examination Questions .....	339.58	897.74	1,237.32
Amount paid to Graders of County Examina- tion Papers.....	1,168.00	783.00	1,951.00
Expense of State Board of Examiners.....	100.36	150.44	250.80
Grand Totals.....	\$ 8,391.41	\$ 7,028.85	\$15,420.26

\*\$339.58 from Certification Fund.

248.40 from Public School Income Fund.

\$587.98 Total for printing of Examination Questions from July 1, 1930, to July 1, 1931.



## SUMMARY OF STATISTICS FOR THE STATE, 1931

Counties .....	63
Districts .....	2,033
Number of School Houses used.....	3,044
Children of school age (6 to 21 years).....	312,728
Total enrollment in public schools.....	260,635
Average daily attendance.....	197,013
Number of teachers employed.....	9,860 $\frac{1}{2}$
Number Senior High Schools.....	324
Number Junior High Schools.....	150
Number Elementary Schools.....	710
Number Kindergarten Schools.....	51
Number Rural Schools.....	2,065
Total valuation of school property.....	\$63,615,455.95
Total expenditures for public schools.....	26,172,931.63
Total teachers' salaries.....	14,539,671.81
Cost of education per pupil (on enrollment) per month.....	11.15
Cost of education per pupil (on average daily attendance) per month.....	14.76

## AVERAGE YEARLY SALARIES OF TEACHERS

Senior High Schools	
Men .....	\$ 1,868.00
Women .....	1,449.00
Junior High Schools	
Men .....	1,653.00
Women .....	1,373.00
Three or More Teacher Schools	
Men .....	1,431.00
Women .....	1,055.00
Two Teacher Schools	
Men .....	1,159.00
Women .....	1,040.00
One Teacher Schools	
Men .....	894.00
Women .....	915.00

## SUMMARY OF STATISTICS FOR THE STATE, 1932

Counties .....	63
Districts .....	2,052
Number of School Houses used.....	3,005
Children of school age (6 to 21 years).....	313,369
Total enrollment in public schools.....	257,940
Average daily attendance.....	199,160
Number of teachers employed.....	9,826
Number of Senior High Schools.....	327
Number of Junior High Schools.....	139
Number of Elementary Schools.....	658
Number of Kindergarten Schools.....	54
Number of Rural Schools.....	2,061
Total valuation of school property.....	\$63,017,405.52
Total expenditures for public schools.....	24,441,541.64
Total Teachers' Salaries.....	13,988,979.27
Cost of education per pupil (on enrollment) per month.....	10.53
Cost of education per pupil (on average daily attendance) per month.....	13.65

## AVERAGE YEARLY SALARIES OF TEACHERS

Senior High Schools	
Men .....	\$ 1,818.00
Women .....	1,358.00
Junior High Schools	
Men .....	1,645.00
Women .....	1,365.00
Three or More Teacher Schools	
Men .....	1,320.00
Women .....	1,268.00
Two Teacher Schools	
Men .....	1,132.00
Women .....	1,006.00
One Teacher Schools	
Men .....	865.00
Women .....	847.00



Annual Statistical  
Reports

## CENSUS STATISTICS—1931

## Children Between 6 and 21

Use Census to Compare  
with Current School Year

## Children Between 8 and 16

COUNTY	Boys	Girls	Total	Boys	Girls	Total
Adams .....	3,072	2,907	5,979	1,664	1,611	3,275
Alamosa .....	1,312	1,314	2,626	637	609	1,246
Arapahoe .....	3,216	2,960	6,176	1,511	1,432	2,943
Archuleta .....	525	506	1,031	267	274	541
Baca .....	1,660	1,648	3,308	850	892	1,742
Bent .....	1,384	1,240	2,624	792	743	1,536
Boulder .....	4,904	4,698	9,602	2,304	2,230	4,534
Chaffee .....	1,093	1,177	2,270	522	481	1,003
Cheyenne .....	619	562	1,181	319	280	599
Clear Creek.....	251	261	512	118	125	243
Conejos .....	1,910	1,809	3,719	937	868	1,805
Costilla .....	967	942	1,909	559	555	1,114
Crowley .....	1,035	972	2,007	466	474	940
Custer .....	286	249	535	140	122	262
Delta .....	2,689	2,471	5,160	1,374	1,360	2,734
Denver .....	39,123	39,916	79,039	15,379	15,226	30,605
Dolores .....	188	204	392	87	106	193
Douglas .....	471	429	900	189	166	355
Eagle .....	506	490	996	263	232	495
Elbert .....	1,062	963	2,025	589	526	1,115
El Paso.....	6,218	6,107	12,325	2,525	2,410	4,935
Fremont .....	2,782	2,770	5,552	1,355	1,252	2,607
Garfield .....	1,569	1,568	3,137	729	849	1,578
Gilpin .....	120	131	251	55	69	124
Grand .....	267	251	518	125	117	242
Gunnison .....	811	712	1,523	424	362	786
Hinsdale .....	63	61	124	28	18	46
Huerfano .....	3,547	3,420	6,967	1,823	1,812	3,635
Jackson .....	172	176	348	96	95	191
Jefferson .....	2,973	2,842	5,815	1,448	1,384	2,832
Kiowa .....	684	651	1,335	364	349	713
Kit Carson.....	1,738	1,586	3,324	779	795	1,574
Lake .....	760	734	1,494	299	270	569
La Plata .....	2,249	2,094	4,343	1,192	971	2,163
Larimer .....	5,075	4,848	9,923	2,255	2,105	4,360
Las Animas.....	6,351	6,477	12,828	2,913	3,133	6,046
Lincoln .....	1,441	1,372	2,813	764	698	1,462
Logan .....	3,648	3,409	7,057	1,716	1,655	3,371
Mesa .....	4,080	4,101	8,181	1,797	1,755	3,552
Mineral .....	66	70	136	46	49	95
Moffat .....	775	731	1,506	445	410	855
Montezuma .....	1,193	1,212	2,405	607	617	1,224
Montrose .....	2,058	1,866	3,924	973	865	1,838
Morgan .....	3,135	3,043	6,178	1,398	1,365	2,761
Otero .....	4,024	3,894	7,918	1,936	1,830	3,766
Ouray .....	246	219	465	104	102	206
Park .....	279	215	494	150	111	261
Phillips .....	910	841	1,751	500	492	992
Pitkin .....	246	202	448	111	84	195
Prowers .....	2,639	2,353	4,992	1,599	1,507	3,106
Pueblo .....	10,070	10,278	20,348	4,333	4,405	8,738
Rio Blanco.....	450	433	883	212	221	433
Rio Grande.....	1,556	1,724	3,280	792	886	1,678
Routt .....	1,447	1,345	2,792	699	665	1,364
Saguache .....	1,081	989	2,070	583	488	1,071
San Juan.....	158	161	319	72	89	161
San Miguel.....	365	348	713	179	198	377
Sedgwick .....	1,021	866	1,887	493	415	908
Summit .....	117	112	229	63	65	128
Teller .....	511	541	1,052	217	197	414
Washington .....	1,708	1,542	3,250	812	773	1,585
Weld .....	10,944	10,440	21,384	5,370	5,089	10,459
Yuma .....	2,278	2,177	4,455	1,109	1,149	2,258
Totals .....	158,098	154,630	312,728	72,458	70,483	142,941

## CENSUS STATISTICS—1932

## Children Between 6 and 21

Use Census to Compare  
with Current School Year

## Children Between 8 and 16

COUNTY	Boys	Girls	Total	Boys	Girls	Total
Adams .....	3,232	2,953	6,185	1,583	1,518	3,101
Alamosa .....	1,353	1,332	2,685	824	799	1,623
Arapahoe .....	3,302	3,076	6,378	2,055	1,921	3,976
Archuleta .....	513	511	1,024	291	300	591
Baca .....	1,772	1,796	3,478	1,007	1,072	2,079
Bent .....	1,435	1,322	2,757	895	870	1,765
Boulder .....	4,987	4,774	9,761	2,851	2,823	5,674
Chaffee .....	1,084	1,114	2,198	624	633	1,257
Cheyenne .....	673	592	1,265	448	373	821
Clear Creek .....	259	260	519	145	148	293
Conejos .....	1,979	1,861	3,840	1,191	1,167	2,358
Costilla .....	1,003	996	1,999	566	588	1,154
Crowley .....	1,050	972	2,022	636	601	1,237
Custer .....	291	267	558	180	163	343
Delta .....	2,604	2,478	5,082	1,568	1,502	3,070
Denver .....	38,921	39,706	78,627	15,968	15,628	31,596
Dolores .....	186	210	396	106	132	238
Douglas .....	498	459	957	318	295	613
Eagle .....	576	552	1,128	354	324	678
Elbert .....	1,115	1,038	2,153	647	589	1,236
El Paso .....	6,365	6,239	12,604	3,454	3,379	6,833
Fremont .....	2,782	2,732	5,521	1,565	1,536	3,101
Garfield .....	1,610	1,571	3,181	1,004	963	1,967
Gilpin .....	123	124	247	72	78	150
Grand .....	314	274	588	170	149	319
Gunnison .....	811	725	1,536	476	429	905
Hinsdale .....	62	64	126	29	31	60
Huerfano .....	3,589	3,412	7,001	1,710	1,654	3,364
Jackson .....	174	187	361	111	126	237
Jefferson .....	2,948	2,968	5,916	1,738	1,738	3,476
Kiowa .....	749	703	1,452	453	425	878
Kit Carson .....	1,851	1,722	3,573	1,110	1,086	2,196
Lake .....	727	734	1,461	292	273	565
La Plata .....	2,233	2,112	4,345	1,257	1,060	2,317
Larimer .....	5,122	4,881	10,003	2,864	2,730	5,594
Las Animas .....	6,275	6,390	12,665	3,800	3,875	7,675
Lincoln .....	1,453	1,366	2,819	870	818	1,688
Logan .....	3,669	3,438	7,107	2,288	2,138	4,426
Mesa .....	3,988	4,016	8,004	2,112	2,171	4,283
Mineral .....	64	74	138	39	35	74
Moffat .....	827	773	1,600	527	488	1,015
Montezuma .....	1,312	1,269	2,581	670	736	1,406
Montrose .....	2,065	1,874	3,939	1,276	1,239	2,515
Morgan .....	3,083	2,941	6,024	1,517	1,513	3,030
Otero .....	3,881	3,780	7,661	2,672	2,575	5,247
Ouray .....	244	213	457	134	132	266
Park .....	298	246	544	196	161	357
Phillips .....	927	908	1,835	509	527	1,036
Pitkin .....	262	213	475	165	135	300
Prowers .....	2,702	2,446	5,148	1,538	1,375	2,913
Pueblo .....	9,951	10,047	19,998	5,149	5,166	10,315
Rio Blanco .....	453	434	887	242	248	490
Rio Grande .....	1,687	1,789	3,476	611	725	1,336
Routt .....	1,531	1,370	2,901	865	795	1,660
Saguache .....	1,044	1,007	2,051	574	565	1,139
San Juan .....	154	164	318	79	89	168
San Miguel .....	351	346	697	211	228	439
Sedgwick .....	1,029	885	1,914	564	507	1,071
Summit .....	99	93	192	60	59	119
Teller .....	530	549	1,079	271	258	529
Washington .....	1,763	1,577	3,340	1,064	981	2,045
Weld .....	11,324	10,643	21,967	6,757	6,386	13,143
Yuma .....	2,396	2,229	4,625	1,473	1,428	2,865
Totals .....	159,662	155,707	315,369	84,795	82,456	167,251

## CENSUS STATISTICS—1931

COUNTY	Illiterates Children Between 8 and 21 who cannot read and write the English language			Number blind and deaf-mute children between 4 and 22			Number feeble-minded or imbecile children between 4 and 22		
	Boys	Girls	Total	Boys	Girls	Total	Boys	Girls	Total
Adams .....	72	85	157	2	2	4	..	..	..
Alamosa .....	..	..	..	..	4	4	..	..	..
Arapahoe .....	11	13	24	3	1	4	..	..	..
Archuleta .....	6	1	7	..	..	..	..	..	..
Baca .....	..	..	..	2	..	2	1	..	1
Bent .....	8	9	17	3	1	4	..	..	..
Boulder .....	2	2	4	5	2	7	..	..	..
Chaffee .....	..	..	..	2	2	4	..	..	..
Cheyenne .....	..	..	..	2	..	2	..	..	..
Clear Creek .....	..	..	..	..	..	..	..	..	..
Conejos .....	..	..	..	5	..	5	..	..	..
Costilla .....	15	14	29	..	..	..	7	12	19
Crowley .....	3	5	8	2	2	4	..	2	2
Custer .....	..	..	..	..	..	..	..	..	..
Delta .....	1	..	1	2	..	2	..	..	..
Denver .....	26	14	40	82	58	140	184	126	310
Dolores .....	..	..	..	..	..	..	..	..	..
Douglas .....	..	..	..	1	..	1	..	..	..
Eagle .....	8	7	15	1	..	1	..	..	..
Elbert .....	9	..	9	4	2	6	..	..	..
El Paso .....	9	4	13	19	19	38	..	..	..
Fremont .....	4	2	6	..	1	1	1	1	2
Garfield .....	5	7	12	2	..	2	..	..	..
Gilpin .....	1	..	1	..	..	..	..	..	..
Grand .....	..	..	..	..	1	1	..	..	..
Gunnison .....	16	20	36	9	2	11	..	..	..
Hinsdale .....	..	..	..	..	..	..	..	..	..
Huerfano .....	..	..	..	3	4	7	..	..	..
Jackson .....	..	1	1	..	..	..	..	1	1
Jefferson .....	1	3	4	3	1	4	..	..	..
Kiowa .....	2	..	2	1	..	1	1	..	1
Kit Carson .....	..	..	..	..	..	..	..	..	..
Lake .....	1	..	1	1	..	1	..	..	..
La Plata .....	25	62	87	3	5	8	..	..	..
Larimer .....	7	1	8	2	2	4	..	..	..
Las Animas .....	18	17	35	9	5	14	..	..	..
Lincoln .....	2	..	2	1	..	1	2	1	3
Logan .....	..	..	..	1	7	8	1	..	1
Mesa .....	11	9	20	2	..	2	1	..	1
Mineral .....	..	..	..	..	..	..	..	..	..
Moffat .....	..	..	..	..	1	1	2	3	5
Montezuma .....	..	..	..	..	..	..	..	..	..
Montrose .....	7	14	21	..	1	1	..	..	..
Morgan .....	7	8	15	4	1	5	..	..	..
Otero .....	20	23	43	4	5	9	4	4	8
Ouray .....	..	..	..	..	..	..	..	..	..
Park .....	2	1	3	..	1	1	..	..	..
Phillips .....	..	..	..	..	..	..	..	..	..
Pitkin .....	5	26	31	..	..	..	..	..	..
Prowers .....	..	..	..	..	1	1	..	..	..
Pueblo .....	20	17	37	12	9	21	..	..	..
Rio Blanco .....	..	..	..	..	..	..	..	..	..
Rio Grande .....	11	7	18	..	1	1	..	..	..
Routt .....	..	2	2	2	1	3	..	..	..
Saguache .....	..	1	1	..	..	..	..	..	..
San Juan .....	..	..	..	..	..	..	..	..	..
San Miguel .....	..	..	..	1	1	2	..	..	..
Sedgwick .....	6	9	15	..	..	..	..	..	..
Summit .....	..	..	..	..	1	1	1	1	2
Teller .....	..	..	..	1	..	1	..	..	..
Washington .....	..	..	..	6	1	7	..	..	..
Weld .....	61	44	105	15	7	22	..	..	..
Yuma .....	..	..	..	..	..	..	..	..	..
Totals .....	402	428	830	216	152	368	205	151	356

## CENSUS STATISTICS—1932

COUNTY	Illiterates Children Between 8 and 21 who cannot read and write the English language			Number blind and deaf-mute children between 4 and 22			Number feeble-minded or imbecile children between 4 and 22		
	Boys	Girls	Total	Boys	Girls	Total	Boys	Girls	Total
Adams .....	110	166	276	2	..	2	..	..	..
Alamosa .....	..	..	..	..	..	..	..	..	..
Arapahoe .....	1	..	1	3	..	3	..	..	..
Archuleta .....	..	2	2	..	1	1	..	..	..
Baca .....	..	..	..	..	..	..	..	..	..
Bent .....	8	9	17	3	1	4	..	..	..
Boulder .....	2	3	5	8	..	8	..	..	..
Chaffee .....	..	..	..	2	2	4	..	..	..
Cheyenne .....	..	..	..	2	..	2	..	..	..
Clear Creek .....	..	..	..	..	..	..	..	..	..
Conejos .....	2	1	3	5	..	5	..	..	..
Costilla .....	17	22	39	6	1	7	..	..	..
Crowley .....	4	6	10	2	2	4	..	2	2
Custer .....	..	..	..	..	..	..	..	1	1
Delta .....	..	..	..	..	1	1	..	..	..
Denver .....	26	14	40	82	58	140	..	..	..
Dolores .....	..	..	..	..	..	..	..	..	..
Douglas .....	..	..	..	4	..	4	..	1	1
Eagle .....	7	10	17	..	1	1	..	..	..
Elbert .....	..	..	..	..	..	..	..	..	..
El Paso .....	8	2	10	28	18	46	..	..	..
Fremont .....	17	20	37	5	4	9	2	1	3
Garfield .....	5	7	12	2	..	2	..	..	..
Gilpin .....	6	4	10	..	..	..	..	..	..
Grand .....	..	..	..	..	1	1	..	..	..
Gunnison .....	1	1	2	3	1	4	4	1	5
Hinsdale .....	..	..	..	..	..	..	..	..	..
Huerfano .....	55	55	110	..	..	..	..	..	..
Jackson .....	..	..	..	..	..	..	..	..	..
Jefferson .....	3	..	3	6	2	8	..	..	..
Kiowa .....	1	..	1	1	..	1	2	..	2
Kit Carson .....	..	..	..	..	..	..	..	..	..
Lake .....	..	..	..	..	..	..	..	..	..
La Plata .....	31	44	75	6	3	9	..	..	..
Larimer .....	3	10	13	4	4	8	..	..	..
Las Animas .....	1	5	6	11	8	19	..	..	..
Lincoln .....	1	..	1	2	..	2	..	..	..
Logan .....	5	5	10	3	5	8	..	..	..
Mesa .....	..	..	..	..	..	..	..	..	..
Mineral .....	..	..	..	..	..	..	..	..	..
Moffat .....	..	..	..	..	1	1	..	..	..
Montezuma .....	..	..	..	..	..	..	..	..	..
Montrose .....	1	2	3	2	1	3	33	31	64
Morgan .....	2	1	3	..	1	1	..	..	..
Otero .....	9	16	25	7	3	10	5	3	8
Ouray .....	..	..	..	..	..	..	..	..	..
Park .....	..	1	1	..	..	..	..	..	..
Phillips .....	..	..	..	..	..	..	..	..	..
Pitkin .....	..	..	..	..	..	..	..	..	..
Prowers .....	13	18	31	..	1	1	..	..	..
Pueblo .....	..	..	..	11	7	18	..	..	..
Rio Blanco .....	..	..	..	..	..	..	..	..	..
Rio Grande .....	2	2	4	1	5	6	1	..	1
Routt .....	..	2	2	2	1	3	..	..	..
Saguache .....	..	..	..	..	..	..	..	..	..
San Juan .....	..	..	..	1	..	1	..	..	..
San Miguel .....	..	..	..	..	..	..	..	..	..
Sedgwick .....	3	3	6	..	1	1	..	..	..
Summit .....	..	..	..	..	1	1	1	..	1
Teller .....	..	..	..	1	..	1	..	..	..
Washington .....	2	..	2	3	..	3	2	1	3
Weld .....	408	552	960	19	12	31	3	..	3
Yuma .....	..	..	..	..	..	..	..	..	..
Total .....	754	983	1,737	237	147	384	53	41	94

## ENROLLMENT STATISTICS—1931

## NUMBER OF PUPILS ENROLLED BY GRADES

COUNTY	Kindergarten		1st Grade		2nd Grade		3rd Grade	
	Boys	Girls	Boys	Girls	Boys	Girls	Boys	Girls
Adams	...	...	478	381	292	256	297	274
Alamosa	...	...	189	202	178	162	130	121
Arapahoe	...	...	342	286	276	269	352	302
Archuleta	...	...	139	129	48	55	56	48
Baca	...	...	318	229	171	169	166	202
Bent	...	...	257	210	202	159	142	128
Boulder	77	68	480	402	399	378	354	348
Chaffee	...	...	137	116	81	82	86	92
Cheyenne	...	...	58	69	60	37	63	55
Clear Creek	...	...	14	27	22	20	20	16
Conejos	...	...	371	308	182	193	180	163
Costilla	...	...	223	249	86	85	99	91
Crowley	...	...	160	125	101	110	115	102
Custer	...	...	40	29	26	24	28	25
Delta	...	...	247	287	222	203	218	188
Denver	2,922	2,961	2,799	2,666	2,404	2,202	2,307	2,249
Dolores	...	...	31	39	22	21	17	26
Douglas	...	...	65	56	40	49	44	49
Eagle	6	8	84	65	64	64	65	42
Elbert	...	...	111	96	90	80	85	61
El Paso	347	286	555	533	522	450	494	462
Fremont	...	...	247	260	234	194	250	213
Garfield	24	29	167	168	136	123	144	109
Gilpin	...	...	17	16	12	8	15	14
Grand	...	...	47	44	42	31	34	29
Gunnison	16	20	82	84	85	75	87	86
Hinsdale	...	...	7	3	5	8	4	6
Huerfano	59	48	597	526	294	272	318	261
Jackson	...	...	17	25	15	16	10	11
Jefferson	66	72	312	264	250	270	257	272
Kiowa	...	...	59	60	67	57	64	45
Kit Carson	...	...	174	159	164	117	167	123
Lake	...	...	41	43	39	47	42	40
La Plata	...	...	279	255	179	178	186	185
Larimer	91	107	628	609	182	440	179	414
Las Animas	107	114	912	856	566	536	503	580
Lincoln	...	...	127	142	100	122	145	108
Logan	...	...	360	335	316	268	314	290
Mesa	...	...	455	410	372	385	328	363
Mineral	...	...	8	7	6	5	7	8
Moffat	...	...	66	82	58	44	58	55
Montezuma	...	...	183	156	130	125	134	117
Montrose	...	...	248	196	184	179	197	168
Morgan	...	...	467	390	361	285	334	273
Otero	66	47	552	578	426	396	383	359
Ouray	...	...	21	26	17	12	22	16
Park	...	...	29	24	25	28	23	14
Phillips	...	...	96	94	79	61	80	86
Pitkin	...	...	18	18	18	10	17	13
Prowers	12	10	391	345	260	201	261	231
Pueblo	476	466	966	947	742	763	686	748
Rio Blanco	...	...	36	39	46	33	40	35
Rio Grande	...	...	323	295	204	173	154	163
Routt	...	...	174	140	149	96	152	111
Saguache	...	...	196	180	126	121	95	86
San Juan	...	...	18	20	11	13	16	15
San Miguel	...	...	33	31	32	20	36	23
Sedgwick	...	...	133	116	111	88	90	101
Summit	...	...	17	7	9	11	10	9
Teller	...	...	68	59	39	44	41	40
Washington	16	11	194	143	132	125	152	127
Weld	89	84	1,519	1,310	1,143	940	1,145	999
Yuma	...	...	266	208	217	195	211	196
Totals	4,374	4,331	17,648	16,174	13,291	12,212	13,009	12,186



ENROLLMENT STATISTICS--1932  
 NUMBER OF PUPILS ENROLLED BY GRADES

COUNTY	Kindergarten		1st Grade		2nd Grade		3rd Grade	
	Boys	Girls	Boys	Girls	Boys	Girls	Boys	Girls
Adams	19	21	390	339	343	292	281	251
Alamosa	...	...	183	184	114	138	150	110
Arapahoe	19	21	333	317	313	306	279	290
Archuleta	...	...	121	112	55	59	50	47
Baca	...	...	249	189	206	157	183	154
Bent	...	...	143	160	155	139	150	202
Boulder	80	64	458	339	402	330	365	355
Chaffee	...	...	118	113	106	86	70	79
Cheyenne	...	...	66	44	41	50	56	37
Clear Creek	...	...	29	22	19	30	25	18
Conejos	...	...	332	315	255	196	174	161
Costilla	...	...	235	240	92	90	86	93
Crowley	...	...	91	104	95	72	81	93
Custer	...	...	40	29	27	15	28	23
Delta	...	...	253	241	184	190	198	186
Denver	2,808	2,765	2,739	2,541	2,377	2,263	2,294	2,237
Dolores	...	...	47	16	21	22	24	17
Douglas	...	...	38	38	45	48	40	46
Eagle	8	5	55	50	58	54	53	52
Elbert	...	...	105	87	90	85	96	92
El Paso	285	284	553	476	480	471	464	435
Fremont	...	...	281	278	207	241	254	217
Garfield	13	18	153	171	152	129	129	108
Gilpin	...	...	22	7	15	15	15	13
Grand	...	...	37	44	33	26	37	32
Gunnison	19	27	107	94	67	61	58	78
Hinsdale	...	...	5	5	5	2	6	6
Huerfano	42	40	601	469	289	271	256	260
Jackson	...	...	14	22	18	19	15	12
Jefferson	67	78	310	277	291	220	255	271
Kiowa	...	...	60	59	49	47	66	61
Kit Carson	...	...	186	142	146	148	191	106
Lake	...	...	35	37	35	30	31	39
La Plata	5	7	243	216	186	160	173	171
Larimer	82	76	572	523	466	463	436	433
Las Animas	128	112	871	834	526	485	538	485
Lincoln	...	...	125	125	100	116	107	139
Logan	...	...	311	276	284	265	286	250
Mesa	...	...	484	426	412	379	372	385
Mineral	Incomplete	...	...	...	...	...	...	...
Moffat	...	...	66	75	68	71	55	55
Montezuma	...	...	153	156	127	112	122	107
Montrose	...	...	210	181	189	161	183	164
Morgan	...	...	379	324	332	307	331	261
Otero	65	52	511	483	374	378	344	361
Ouray	...	...	22	26	29	25	22	16
Park	...	...	36	38	24	24	28	30
Phillips	...	...	102	81	84	83	73	75
Pitkin	...	...	14	15	17	13	15	16
Prowers	...	...	329	338	256	224	214	221
Pueblo	421	365	844	813	760	693	683	733
Rio Blanco	...	...	44	40	30	30	48	29
Rio Grande	...	...	208	157	107	110	130	127
Routt	...	...	162	153	150	133	142	105
Saguache	...	...	137	127	97	88	83	86
San Juan	...	...	9	10	9	3	7	9
San Miguel	...	...	32	37	33	29	25	25
Sedgwick	...	...	118	96	88	90	84	74
Summit	...	...	11	15	14	7	8	4
Teller	...	...	71	64	56	38	35	45
Washington	16	12	183	143	155	123	127	116
Weid	83	78	1,341	1,269	1,059	928	1,033	914
Yuma	...	...	224	180	229	186	209	212
Totals	4,160	4,025	16,206	14,832	13,037	12,026	12,453	11,779

## ENROLLMENT STATISTICS—1931

## NUMBER OF PUPILS ENROLLED BY GRADES

COUNTY	4th Grade		5th Grade		6th Grade		7th Grade	
	Boys	Girls	Boys	Girls	Boys	Girls	Boys	Girls
Adams .....	298	272	344	300	274	255	252	274
Alamosa .....	112	133	119	110	95	75	109	96
Arapahoe .....	317	255	233	236	266	248	245	231
Archuleta .....	59	42	51	53	34	36	21	26
Baca .....	202	187	175	172	163	146	168	165
Bent .....	136	120	133	131	96	120	93	95
Boulder .....	410	372	379	336	332	360	328	316
Chaffee .....	78	81	90	85	71	63	73	75
Cheyenne .....	54	50	57	50	75	53	55	48
Clear Creek.....	15	21	16	20	26	15	21	22
Conejos .....	163	141	134	138	117	123	120	86
Costilla .....	104	80	66	84	69	66	46	42
Crowley .....	95	104	94	95	98	79	65	82
Custer .....	28	24	28	19	17	11	20	18
Delta .....	191	176	157	181	166	173	176	144
Denver .....	2,437	2,254	2,155	2,195	2,014	1,845	2,040	1,998
Dolores .....	18	26	15	25	22	22	14	17
Douglas .....	44	45	54	42	42	33	56	43
Eagle .....	64	57	48	54	40	40	46	53
Elbert .....	107	104	104	89	72	69	96	83
El Paso.....	517	488	447	448	428	443	462	445
Fremont .....	202	220	218	198	196	180	211	205
Garfield .....	140	126	118	121	111	107	107	111
Gilpin .....	9	14	7	11	8	17	6	11
Grand .....	32	32	31	26	20	34	19	22
Gunnison .....	77	50	72	64	83	77	59	42
Hinsdale .....	3	3	4	9	4	7	4	7
Huerfano .....	253	236	236	220	187	173	152	145
Jackson .....	12	11	19	19	11	12	13	19
Jefferson .....	271	254	259	233	264	231	225	211
Kiowa .....	51	44	53	60	53	60	69	52
Kit Carson.....	145	152	145	125	119	136	146	141
Lake .....	50	32	49	43	31	39	40	25
La Plata.....	195	180	210	148	186	156	156	116
Larimer .....	436	459	405	373	424	368	360	304
Las Animas.....	501	495	487	464	395	382	339	374
Lincoln .....	123	133	136	101	111	94	115	109
Logan .....	284	276	277	267	282	258	249	246
Mesa .....	333	352	367	348	326	321	307	273
Mineral .....	6	5	4	7	2	6	8	7
Moffat .....	85	69	69	52	59	60	67	55
Montezuma .....	105	120	120	97	113	96	88	81
Montrose .....	208	192	183	154	171	144	163	143
Morgan .....	314	265	258	259	263	213	244	239
Otero .....	339	323	342	314	277	294	240	271
Ouray .....	16	18	14	13	14	22	17	11
Park .....	23	19	19	22	28	11	28	20
Phillips .....	92	81	78	80	76	63	68	68
Pitkin .....	19	11	20	12	23	9	17	15
Prowers .....	228	216	244	184	206	159	173	164
Pueblo .....	688	653	691	619	558	560	722	679
Rio Blanco.....	40	44	36	38	43	31	26	28
Rio Grande.....	122	140	146	106	96	111	91	103
Routt .....	125	135	151	113	99	112	128	114
Saguache .....	104	93	105	74	64	60	65	56
San Juan.....	11	18	18	16	12	14	10	12
San Miguel.....	25	40	27	25	33	29	33	42
Sedgwick .....	106	82	107	72	77	71	73	63
Summit .....	13	11	9	5	8	17	12	11
Teller .....	38	44	37	35	36	23	32	34
Washington .....	137	153	171	140	119	115	135	139
Weld .....	1,017	907	886	877	849	805	794	750
Yuma .....	272	201	196	186	204	207	195	180
Totals .....	12,420	11,916	11,923	11,193	10,759	10,165	10,512	10,043

## ENROLLMENT STATISTICS—1932

## NUMBER OF PUPILS ENROLLED BY GRADES

COUNTY	4th Grade		5th Grade		6th Grade		7th Grade	
	Boys	Girls	Boys	Girls	Boys	Girls	Boys	Girls
Adams .....	288	286	329	262	315	279	246	215
Alamosa .....	113	108	99	111	128	110	97	67
Arapahoe .....	305	306	320	284	305	294	243	238
Archuleta .....	37	41	60	39	32	46	26	34
Baca .....	167	187	173	178	152	152	144	128
Bent .....	142	129	136	120	101	102	90	96
Boulder .....	371	345	361	338	338	340	329	346
Chaffee .....	73	76	77	81	82	76	70	75
Cheyenne .....	60	49	62	44	59	46	79	58
Clear Creek.....	22	26	20	27	10	14	27	17
Conejos .....	155	143	155	125	116	114	115	112
Costilla .....	114	82	74	81	56	81	57	45
Crowley .....	98	90	74	80	67	80	74	68
Custer .....	23	26	25	28	20	20	12	17
Delta .....	208	182	172	174	159	173	172	145
Denver .....	2,316	2,181	2,270	2,141	2,267	2,214	1,987	1,873
Dolores .....	13	25	19	21	21	20	16	13
Douglas .....	47	44	42	30	57	38	26	32
Eagle .....	68	35	66	42	38	54	34	38
Elbert .....	73	68	112	97	83	82	88	75
El Paso.....	473	439	472	485	447	451	not complete	
Fremont .....	238	233	201	209	207	202	204	191
Garfield .....	143	102	141	136	100	111	109	121
Gilpin .....	23	14	16	16	13	12	9	16
Grand .....	37	55	29	27	29	28	25	29
Gunnison .....	64	77	77	49	78	72	59	56
Hinsdale .....	2	5	5	7	3	4	2	4
Huerfano .....	265	209	204	231	190	157	131	146
Jackson .....	15	13	13	10	15	20	12	11
Jefferson .....	249	256	242	238	267	237	209	211
Kiowa .....	74	43	62	51	56	59	47	63
Kit Carson.....	174	123	148	164	155	125	128	154
Lake .....	29	36	42	25	40	37	27	38
La Plata .....	183	169	176	164	183	135	164	132
Larimer .....	466	443	405	422	382	349	368	318
Las Animas.....	447	482	436	436	411	462	353	339
Lincoln .....	127	98	117	139	126	95	118	93
Logan .....	305	296	273	275	254	248	271	249
Mesa .....	388	376	331	333	402	385	305	310
Mineral .....	Incomplete							
Moffat .....	63	60	75	63	80	53	55	64
Montezuma .....	124	122	98	131	107	85	100	105
Montrose .....	190	176	190	178	156	133	148	140
Morgan .....	313	260	282	249	255	244	227	191
Otero .....	325	307	305	281	316	289	238	245
Ouray .....	27	19	22	23	21	16	17	24
Park .....	25	19	21	25	20	22	33	15
Phillips .....	69	81	83	91	81	78	75	52
Pitkin .....	17	14	16	12	15	11	29	10
Prowers .....	219	193	204	197	210	179	187	157
Pueblo .....	695	658	619	611	653	579	612	607
Rio Blanco.....	38	32	28	35	30	27	29	33
Rio Grande.....	106	121	82	84	129	91	92	103
Routt .....	140	101	122	144	133	110	112	102
Saguache .....	73	72	90	72	72	59	48	53
San Juan.....	13	13	10	11	11	11	8	8
San Miguel.....	35	29	24	37	29	25	35	22
Sedgwick .....	87	82	95	78	94	64	80	75
Summit .....	8	10	13	8	8	5	7	13
Teller .....	37	39	46	44	37	31	38	21
Washington .....	157	135	143	148	163	143	111	123
Weld .....	1,047	1,001	908	854	814	803	790	729
Yuma .....	184	165	213	217	179	187	216	167
Totals .....	12,387	11,587	16,725	11,313	11,377	10,770	9,760	9,232

## ENROLLMENT STATISTICS—1931

## NUMBER OF PUPILS ENROLLED BY GRADES

COUNTY	8th Grade		9th Grade		10th Grade		11th Grade		12th Grade	
	Boys	Girls	Boys	Girls	Boys	Girls	Boys	Girls	Boys	Girls
Adams .....	197	201	166	114	115	116	64	86	48	63
Alamosa .....	75	82	59	67	67	67	35	35	25	38
Arapahoe .....	221	190	154	144	123	130	113	120	69	64
Archuleta .....	27	29	17	10	18	18	12	11	6	8
Baca .....	174	153	86	81	43	72	52	51	22	44
Bent .....	99	104	60	76	43	53	37	48	38	57
Boulder .....	325	310	312	267	263	231	218	232	188	181
Chaffee .....	52	56	73	71	43	52	43	45	29	29
Cheyenne .....	51	42	38	32	33	45	14	32	26	26
Clear Creek.....	15	15	18	16	11	17	11	18	15	9
Conejos .....	74	97	77	55	49	71	32	39	39	52
Costilla .....	42	52	18	19	6	5	5	4	4	7
Crowley .....	51	55	64	50	36	34	30	33	27	32
Custer .....	25	16	13	14	6	12	6	6	11	7
Delta .....	173	152	132	147	138	140	103	119	71	110
Denver .....	1,851	1,866	1,718	1,665	1,696	1,708	1,141	1,151	752	829
Dolores .....	11	9	12	11	6	6	1	...	2	1
Douglas .....	39	39	25	27	19	27	14	22	17	16
Eagle .....	43	43	31	26	21	27	18	24	10	14
Elbert .....	84	54	37	37	32	42	30	42	31	32
El Paso.....	463	413	425	392	(Incomplete)					
Fremont .....	180	166	187	150	107	126	108	126	82	127
Garfield .....	115	94	86	99	65	65	51	65	50	60
Gilpin .....	7	4	5	12	6	8	5	9	3	2
Grand .....	18	14	15	12	6	12	3	8	4	3
Gunnison .....	45	42	32	28	29	42	20	27	10	18
Hinsdale .....	9	4	...	1	2	3	2	4	5	1
Huerfano .....	137	119	93	87	53	64	50	51	33	47
Jackson .....	15	18	7	3	5	8	7	7	1	...
Jefferson .....	225	210	175	174	141	125	104	125	69	91
Kiowa .....	52	51	34	34	31	26	17	35	14	22
Kit Carson .....	133	124	90	108	70	90	41	61	43	72
Lake .....	43	32	44	47	35	26	17	30	25	19
La Plata.....	136	123	122	119	81	102	82	90	59	76
Larimer .....	315	314	224	254	222	237	204	212	158	193
Las Animas.....	290	330	235	266	177	143	146	176	146	142
Lincoln .....	110	65	71	73	53	85	51	54	31	49
Logan .....	222	221	137	169	164	144	104	142	119	112
Mesa .....	284	283	261	243	188	216	147	170	137	145
Mineral .....	5	5	5	7	1	3	1	6	...	1
Miffat .....	55	61	46	57	30	28	16	17	10	16
Montezuma .....	66	73	56	67	37	44	24	38	21	20
Montrose .....	144	112	92	98	89	97	73	68	40	70
Morgan .....	138	190	151	164	108	134	94	112	70	103
Otero .....	264	203	267	217	158	176	120	154	127	131
Ouray .....	16	18	16	11	12	10	4	5	4	11
Park .....	15	18	8	11	7	10	8	4	1	3
Phillips .....	57	71	85	80	48	59	38	47	35	32
Pitkin .....	20	15	11	11	4	4	6	10	6	4
Prowers .....	161	170	149	167	88	114	67	109	77	85
Pueblo .....	412	427	610	481	369	373	340	295	164	238
Rio Blanco.....	29	36	...	...	...	...	...	...	42	79
Rio Grande.....	99	83	58	68	43	59	57	56	39	52
Routt .....	91	112	96	80	47	50	36	56	32	40
Saguache .....	46	52	42	43	36	41	29	35	33	26
San Juan.....	14	5	16	16	4	7	5	6	4	5
San Miguel.....	18	37	17	16	13	10	11	8	5	6
Sedgwick .....	68	66	53	43	39	43	28	34	34	37
Summit .....	4	8	3	3	10	9	3	2	1	2
Teller .....	37	32	29	28	20	25	15	17	11	25
Washington .....	135	127	75	81	50	63	48	62	36	55
Weld .....	672	667	446	468	313	365	304	349	262	309
Yuma .....	187	200	136	147	100	111	82	85	76	75
Totals .....	9,231	8,995	7,820	7,564	5,828	6,230	4,547	5,079	3,549	4,223

## ENROLLMENT STATISTICS—1932

## NUMBER OF PUPILS ENROLLED BY GRADES

COUNTY	8th Grade		9th Grade		10th Grade		11th Grade		12th Grade	
	Boys	Girls	Boys	Girls	Boys	Girls	Boys	Girls	Boys	Girls
Adams .....	208	235	175	154	133	98	86	94	63	81
Alamosa .....	84	86	72	80	57	52	50	47	33	37
Arapahoe .....	256	213	212	213	187	153	110	110	123	133
Archuleta .....	25	29	17	17	12	6	14	13	9	9
Baca .....	160	171	Incomplete							
Bent .....	69	77	81	72	44	58	45	45	26	39
Boulder .....	318	322	321	280	290	242	213	200	252	227
Chaffee .....	60	66	53	68	61	55	35	38	36	42
Cheyenne .....	64	47	44	37	30	35	27	39	12	32
Clear Creek .....	14	29	14	12	13	15	11	17	10	18
Conejos .....	112	83	58	76	60	50	42	51	24	37
Costilla .....	45	36	16	22	15	11	3	3	4	5
Crowley .....	63	70	40	53	56	37	32	29	28	28
Custer .....	16	16	11	10	10	10	4	9	6	6
Delta .....	159	138	160	145	103	115	120	126	88	103
Denver .....	1,938	1,929	1,940	1,795	1,884	1,715	1,200	1,230	902	1,091
Dolores .....	16	16	10	6	6	11	...	2	...	...
Douglas .....	48	37	34	28	21	19	18	27	14	22
Eagle .....	43	40	27	36	23	25	18	24	15	28
Elbert .....	94	79	33	32	37	38	28	45	31	39
El Paso .....	Incomplete									
Fremont .....	199	195	177	141	136	127	104	131	103	120
Garfield .....	109	99	96	71	53	85	56	54	50	65
Gilpin .....	9	9	5	6	9	7	3	8	4	13
Grand .....	18	21	12	10	11	14	3	7	4	7
Gunnison .....	46	52	25	30	38	31	28	32	20	26
Hinsdale .....	4	4	9	5	1	...	4	3	1	5
Huerfano .....	121	135	89	90	63	68	53	52	34	53
Jackson .....	14	16	9	12	8	2	4	7	6	6
Jefferson .....	214	213	206	176	144	147	132	113	84	122
Kiowa .....	67	72	38	33	31	42	27	31	19	33
Kit Carson .....	140	136	91	106	60	85	62	72	40	68
Lake .....	48	26	32	43	23	28	30	27	34	39
La Plata .....	126	113	125	114	95	118	70	91	82	83
Larimer .....	330	292	312	296	219	246	206	207	182	198
Las Animas .....	323	340	220	259	181	202	158	132	137	160
Lincoln .....	102	102	83	48	56	57	51	64	46	53
Logan .....	237	226	183	183	133	148	135	120	97	130
Mesa .....	304	285	287	276	208	207	170	187	149	172
Mineral .....	Incomplete									
Moffat .....	58	56	56	51	28	44	26	21	16	16
Montezuma .....	80	85	55	51	40	48	36	40	24	38
Montrose .....	130	131	111	95	72	79	65	68	59	60
Morgan .....	236	201	117	146	117	124	87	123	89	115
Otero .....	216	244	264	210	180	161	143	172	125	152
Ouray .....	18	14	12	12	14	8	14	8	7	6
Park .....	32	21	17	20	6	12	5	7	10	6
Phillips .....	66	84	47	60	57	78	37	45	38	41
Pitkin .....	13	15	11	10	9	6	6	3	7	6
Prowers .....	153	155	152	164	101	117	85	84	81	99
Pueblo .....	456	459	587	548	446	378	377	348	251	292
Rio Blanco .....	22	25	20	18	6	24	11	14	9	9
Rio Grande .....	88	85	75	77	59	68	40	58	56	55
Routt .....	111	103	74	85	78	76	37	42	32	42
Saguache .....	61	40	30	33	38	29	15	22	17	27
San Juan .....	15	17	9	7	7	11	2	5	6	5
San Miguel .....	28	41	18	27	20	13	8	11	14	13
Sedgwick .....	62	62	39	50	37	42	38	34	25	36
Summit .....	10	9	3	7	3	5	10	6	4	2
Teller .....	28	38	35	29	18	25	18	19	12	14
Washington .....	143	153	72	65	51	71	40	50	43	51
Weld .....	737	701	520	505	378	386	379	347	264	333
Yuma .....	176	191	136	142	95	120	82	94	66	79
Totals .....	9,142	8,985	7,778	7,447	6,371	6,302	4,913	5,108	4,043	4,827

## ENROLLMENT STATISTICS—1931

## NUMBER OF PUPILS ENROLLED IN PUBLIC NIGHT SCHOOLS

COUNTY	12 to 16 Years			Over 16 Years			Total Enrollment in Night Schools
	Boys	Girls	Total	Boys	Girls	Total	
Adams .....	...	...	...	...	...	...	...
Alamosa .....	...	...	...	...	...	...	...
Arapahoe .....	...	...	...	...	...	...	...
Archuleta .....	...	...	...	...	...	...	...
Baca .....	...	...	...	...	...	...	...
Bent .....	...	...	...	...	...	...	...
Boulder .....	...	...	...	...	...	...	...
Chaffee .....	...	...	...	...	...	...	...
Cheyenne .....	...	...	...	...	...	...	...
Clear Creek.....	...	...	...	...	...	...	...
Conejos .....	...	...	...	...	...	...	...
Costilla .....	...	...	...	...	...	...	...
Crowley .....	...	...	...	...	...	...	...
Custer .....	...	...	...	...	...	...	...
Delta .....	...	...	...	...	...	...	...
Denver .....	931	860	1,791	4,368	5,400	9,768	11,559
Dolores .....	...	...	...	...	...	...	...
Douglas .....	...	...	...	...	...	...	...
Eagle .....	...	...	...	...	...	...	...
Elbert .....	...	...	...	...	...	...	...
El Paso.....	...	...	...	...	...	...	...
Fremont .....	...	...	...	...	...	...	...
Garfield .....	...	...	...	...	...	...	...
Gilpin .....	...	...	...	...	...	...	...
Grand .....	...	...	...	...	...	...	...
Gunnison .....	...	...	...	...	...	...	...
Hinsdale .....	...	...	...	...	...	...	...
Huerfano .....	...	...	...	...	...	...	...
Jackson .....	...	...	...	...	...	...	...
Jefferson .....	...	...	...	...	...	...	...
Kiowa .....	...	...	...	...	...	...	...
Kit Carson.....	...	...	...	...	...	...	...
Lake .....	...	...	...	...	...	...	...
La Plata.....	...	...	...	...	...	...	...
Larimer .....	...	...	...	20	...	20	20
Las Animas.....	...	...	...	46	44	90	90
Lincoln .....	...	...	...	...	...	...	...
Logan .....	...	...	...	...	...	...	...
Mesa .....	...	...	...	...	...	...	...
Mineral .....	...	...	...	...	...	...	...
Moffat .....	...	...	...	...	...	...	...
Montezuma .....	...	...	...	...	...	...	...
Montrose .....	...	...	...	...	...	...	...
Morgan .....	...	...	...	...	...	...	...
Otero .....	...	...	...	...	...	...	...
Ouray .....	...	...	...	...	...	...	...
Park .....	...	...	...	...	...	...	...
Phillips .....	...	...	...	...	...	...	...
Pitkin .....	...	...	...	...	...	...	...
Prowers .....	...	...	...	...	...	...	...
Pueblo .....	...	...	...	674	278	952	952
Rio Blanco.....	...	...	...	...	...	...	...
Rio Grande.....	...	...	...	...	...	...	...
Routt .....	...	...	...	...	...	...	...
Saguache .....	...	...	...	...	...	...	...
San Juan.....	...	...	...	...	...	...	...
San Miguel.....	...	...	...	...	...	...	...
Sedgwick .....	...	...	...	...	...	...	...
Summit .....	...	...	...	...	...	...	...
Teller .....	...	...	...	...	...	...	...
Washington .....	...	...	...	...	...	...	...
Weld .....	...	...	...	...	...	...	...
Yuma .....	...	...	...	...	...	...	...
Totals .....	931	860	1,791	5,108	5,722	10,830	12,621

ENROLLMENT STATISTICS—1932  
NUMBER OF PUPILS ENROLLED IN PUBLIC NIGHT SCHOOLS

COUNTY	12 to 16 Years			Over 16 Years			Total Enrollment in Night Schools
	Boys	Girls	Total	Boys	Girls	Total	
Adams .....	...	...	...	...	...	...	...
Alamosa .....	...	...	...	...	...	...	...
Arapahoe .....	...	...	...	...	...	...	...
Archuleta .....	...	...	...	...	...	...	...
Baca .....	...	...	...	...	...	...	...
Bent .....	...	...	...	...	...	...	...
Boulder .....	...	...	...	...	...	...	...
Chaffee .....	...	...	...	...	...	...	...
Cheyenne .....	...	...	...	...	...	...	...
Clear Creek.....	...	...	...	...	...	...	...
Conejos .....	...	...	...	...	...	...	...
Costilla .....	...	...	...	...	...	...	...
Crowley .....	...	...	...	...	...	...	...
Custer .....	...	...	...	...	...	...	...
Delta .....	...	...	...	...	...	...	...
Denver .....	898	961	1,859	4,605	4,402	9,007	10,866
Dolores .....	...	...	...	...	...	...	...
Douglas .....	...	...	...	...	...	...	...
Eagle .....	...	...	...	...	...	...	...
Elbert .....	...	...	...	...	...	...	...
El Paso.....	...	...	...	...	...	...	...
Fremont .....	...	...	...	...	...	...	...
Garfield .....	...	...	...	...	...	...	...
Gilpin .....	...	...	...	...	...	...	...
Grand .....	...	...	...	...	...	...	...
Gunnison .....	...	...	...	...	...	...	...
Hinsdale .....	...	...	...	...	...	...	...
Huerfano .....	...	...	...	...	...	...	...
Jackson .....	...	...	...	...	...	...	...
Jefferson .....	...	...	...	...	...	...	...
Kiowa .....	...	...	...	...	...	...	...
Kit Carson.....	...	...	...	...	...	...	...
Lake .....	...	...	...	...	...	...	...
La Plata.....	...	...	...	...	...	...	...
Larimer .....	...	...	...	...	...	...	...
Las Animas.....	...	...	...	...	...	...	...
Lincoln .....	...	...	...	...	...	...	...
Logan .....	...	...	...	...	...	...	...
Mesa .....	...	...	...	...	...	...	...
Mineral .....	...	...	...	...	...	...	...
Moffat .....	...	...	...	...	...	...	...
Montezuma .....	...	...	...	...	...	...	...
Montrose .....	...	...	...	...	...	...	...
Morgan .....	...	...	...	...	...	...	...
Otero .....	...	...	...	...	...	...	...
Ouray .....	...	...	...	...	...	...	...
Park .....	...	...	...	...	...	...	...
Phillips .....	...	...	...	...	...	...	...
Pitkin .....	...	...	...	...	...	...	...
Prowers .....	...	...	...	...	...	...	...
Pueblo .....	...	...	...	...	...	...	...
Rio Blanco.....	...	...	...	...	...	...	...
Rio Grande.....	...	...	...	...	...	...	...
Routt .....	...	...	...	...	...	...	...
Saguache .....	...	...	...	...	...	...	...
San Juan.....	...	...	...	...	...	...	...
San Miguel.....	...	...	...	...	...	...	...
Sedgwick .....	...	...	...	...	...	...	...
Summit .....	...	...	...	...	...	...	...
Teller .....	...	...	...	...	...	...	...
Washington .....	...	...	...	...	...	...	...
Weld .....	...	...	...	...	...	...	...
Yuma .....	...	...	...	...	...	...	...
Totals .....	898	961	1,859	4,605	4,402	9,007	10,866

ENROLLMENT STATISTICS—1931  
NUMBER OF PUPILS ENROLLED IN GRADE SCHOOLS

COUNTY	Kindergarten Schools			One Teacher Schools		
	Boys	Girls	Total	Boys	Girls	Total
Adams	...	...	...	253	213	466
Alamosa	...	...	...	14	11	25
Arapahoe	...	...	...	168	134	302
Archuleta	...	...	...	213	194	407
Baca	...	...	...	740	638	1,378
Bent	...	...	...	259	262	521
Boulder	77	68	145	148	108	256
Chaffee	...	...	...	101	104	205
Cheyenne	...	...	...	151	110	261
Clear Creek	...	...	...	34	33	67
Conejos	...	...	...	105	82	187
Costilla	...	...	...	12	15	27
Crowley	...	...	...	52	47	99
Custer	...	...	...	133	100	233
Delta	...	...	...	80	82	162
Denver	2,922	2,961	5,883	14	121	135
Dolores	...	...	...	84	93	177
Douglas	...	...	...	148	145	293
Eagle	6	8	14	184	143	327
Elbert	...	...	...	478	393	871
El Paso	347	286	633	118	133	251
Fremont	...	...	...	97	88	185
Garfield	24	29	53	294	242	536
Gilpin	...	...	...	28	35	63
Grand	...	...	...	127	107	234
Gunnison	16	20	36	119	99	218
Hinsdale	...	...	...	9	9	18
Huerfano	...	...	...	464	407	871
Jackson	...	...	...	46	46	92
Jefferson	66	72	138	198	211	409
Kiowa	...	...	...	102	96	198
Kit Carson	...	...	...	558	472	1,030
Lake	...	...	...	17	18	35
La Plata	...	...	...	365	335	700
Larimer	91	107	198	140	135	275
Las Animas	84	92	176	809	808	1,617
Lincoln	...	...	...	423	369	792
Logan	...	...	...	532	427	959
Mesa	...	...	...	111	92	203
Mineral	...	...	...	8	11	19
Moffat	...	...	...	293	248	541
Montezuma	...	...	...	299	248	547
Montrose	...	...	...	68	74	142
Morgan	...	...	...	309	256	565
Otero	66	47	113	57	68	125
Ouray	...	...	...	36	41	77
Park	...	...	...	105	80	185
Phillips	...	...	...	236	223	459
Pitkin	...	...	...	66	43	109
Prowers	...	...	...	376	318	694
Pueblo	476	466	942	180	165	345
Rio Blanco	...	...	...	151	142	293
Rio Grande	...	...	...	7	9	16
Routt	...	...	...	285	255	540
Saguache	...	...	...	69	64	133
San Juan	...	...	...	...	...	...
San Miguel	...	...	...	107	128	235
Sedgwick	...	...	...	162	137	299
Summit	...	...	...	29	26	55
Teller	...	...	...	30	27	57
Washington	16	11	27	717	635	1,352
Weld	56	56	112	401	323	724
Yuma	...	...	...	892	826	1,718
Totals	4,247	4,223	8,470	12,811	11,504	24,315



## ENROLLMENT STATISTICS—1932

## NUMBER OF PUPILS ENROLLED IN GRADE SCHOOLS

COUNTY	Kindergarten Schools			One Teacher Schools		
	Boys	Girls	Total	Boys	Girls	Total
Adams	19	21	40	267	241	508
Alamosa	...	...	...	29	29	58
Arapahoe	19	21	40	117	108	225
Archuleta	...	...	...	236	237	473
Baca	...	...	...	704	619	1,323
Bent	...	...	...	242	237	479
Boulder	80	61	144	133	115	248
Chaffee	...	...	...	104	113	217
Cheyenne	...	...	...	137	90	227
Clear Creek	...	...	...	43	49	92
Conejos	...	...	...	110	95	205
Costilla	...	...	...	7	7	14
Crowley	...	...	...	50	54	104
Custer	...	...	...	109	96	205
Delta	...	...	...	95	91	186
Denver	2,808	2,765	5,573	15	88	103
Dolores	...	...	...	72	52	124
Douglas	...	...	...	142	138	280
Eagle	8	5	13	161	137	298
Elbert	...	...	...	477	426	903
El Paso	285	284	569	111	129	240
Fremont	...	...	...	115	109	224
Garfield	...	...	...	305	273	578
Gilpin	...	...	...	44	39	83
Grand	...	...	...	104	105	209
Gunnison	19	27	46	146	117	263
Hinsdale	...	...	...	12	6	18
Huerfano	...	...	...	509	458	967
Jackson	...	...	...	26	28	54
Jefferson	67	78	145	199	198	397
Kiowa	...	...	...	127	93	220
Kit Carson	...	...	...	634	504	1,138
Lake	...	...	...	8	16	24
La Plata	5	7	12	375	376	751
Larimer	82	76	158	133	131	264
Las Animas	84	74	158	837	802	1,639
Lincoln	...	...	...	420	398	818
Logan	...	...	...	514	402	916
Mesa	...	...	...	139	104	243
Mineral	Incomplete			...	...	...
Moffat	...	...	...	300	293	593
Montezuma	...	...	...	264	238	502
Montrose	...	...	...	81	80	161
Morgan	...	...	...	352	317	669
Otero	65	52	117	55	53	108
Ouray	...	...	...	40	32	72
Park	...	...	...	126	114	240
Phillips	...	...	...	264	264	528
Pitkin	...	...	...	56	43	99
Prowers	...	...	...	360	327	687
Pueblo	421	365	786	209	168	377
Rio Blanco	...	...	...	137	125	262
Rio Grande	...	...	...	2	1	3
Routt	...	...	...	371	326	697
Saguache	...	...	...	41	40	81
San Juan	...	...	...	...	...	...
San Miguel	...	...	...	195	182	377
Sedgwick	...	...	...	202	149	351
Summit	...	...	...	21	26	47
Teller	...	...	...	13	18	31
Washington	...	...	...	741	686	1,427
Weld	83	78	161	400	358	758
Yuma	...	...	...	920	843	1,763
Totals	4,045	3,917	7,962	13,158	11,993	25,151

## ENROLLMENT STATISTICS—1931

## NUMBER OF PUPILS ENROLLED IN GRADE SCHOOLS

COUNTY	Two Teacher Schools			Three or More Teacher Schools			Total Enrollment in Grade Schools
	Boys	Girls	Total	Boys	Girls	Total	
Adams .....	383	337	720	1,776	1,663	3,439	4,625
Alamosa .....	53	42	95	824	816	1,640	1,760
Arapahoe .....	60	67	127	1,687	1,511	3,198	3,627
Archuleta .....	31	33	64	192	191	383	854
Baca .....	70	83	153	679	651	1,330	2,861
Bent .....	169	177	346	730	630	1,360	2,227
Boulder .....	357	358	745	1,988	1,891	3,879	5,025
Chaffee .....	53	37	90	437	429	866	1,161
Cheyenne .....	79	66	145	243	228	471	877
Clear Creek.....	...	...	...	97	94	191	258
Conejos .....	159	133	292	1,090	1,036	2,126	2,605
Costilla .....	148	150	298	575	584	1,159	1,484
Crowley .....	11	16	27	641	617	1,258	1,384
Custer .....	57	43	100	22	23	45	378
Delta .....	233	210	443	1,078	1,084	2,162	2,767
Denver .....	35	27	62	14,479	13,717	28,196	34,276
Dolores .....	...	...	...	65	85	150	327
Douglas .....	65	69	134	171	145	316	743
Eagle .....	80	69	149	190	206	396	886
Elbert .....	21	22	43	250	226	476	1,390
El Paso.....	142	134	276	2,897	2,734	5,631	6,791
Fremont .....	93	86	179	1,361	1,274	2,635	2,999
Garfield .....	45	50	95	699	667	1,366	2,050
Gilpin .....	11	21	32	42	39	81	176
Grand .....	34	42	76	77	80	157	467
Gunnison .....	...	...	...	408	376	784	1,038
Hinsdale .....	...	...	...	31	38	69	87
Huerfano .....	379	337	716	1,390	1,256	2,646	4,233
Jackson .....	21	25	46	45	60	105	243
Jefferson .....	188	148	336	1,397	1,326	2,723	3,606
Kiowa .....	29	40	69	337	293	630	897
Kit Carson.....	51	42	93	461	449	910	2,033
Lake .....	22	14	36	252	235	487	558
La Plata .....	147	95	242	1,012	911	1,923	2,865
Larimer .....	224	228	452	2,910	2,706	5,616	6,541
Las Animas.....	410	428	838	2,725	2,737	5,462	8,093
Lincoln .....	62	64	126	487	441	928	1,846
Logan .....	229	198	427	1,141	1,164	2,305	3,691
Mesa .....	356	300	656	2,065	2,120	4,185	5,044
Mineral .....	...	...	...	39	38	77	96
Moffat .....	65	67	132	144	145	289	962
Montezuma .....	132	124	256	508	493	1,001	1,804
Montrose .....	171	153	324	1,259	1,061	2,320	2,780
Morgan .....	271	202	473	1,685	1,457	3,142	4,186
Otero .....	45	46	91	2,394	2,327	4,721	5,050
Ouray .....	22	19	41	79	76	155	273
Park .....	45	37	82	40	40	80	347
Phillips .....	35	40	75	355	341	696	1,230
Pitkin .....	...	...	...	60	42	102	211
Prowers .....	332	302	634	1,058	909	1,967	3,295
Pueblo .....	303	275	578	4,021	4,003	8,024	9,889
Rio Blanco.....	...	...	...	145	142	287	580
Rio Grande.....	23	11	34	1,094	1,041	2,135	2,185
Routt .....	103	64	167	631	561	1,192	1,899
Saguache .....	129	121	250	558	478	1,036	1,419
San Juan.....	21	16	37	85	94	179	216
San Miguel.....	...	...	...	130	120	250	485
Sedgwick .....	65	35	100	538	487	1,025	1,424
Summit .....	20	19	39	31	19	50	144
Teller .....	18	18	36	219	205	424	517
Washington .....	127	128	255	331	306	637	2,271
Weld .....	885	778	1,663	6,020	5,424	11,444	13,943
Yuma .....	104	114	218	661	635	1,296	3,232
Totals .....	7,453	6,760	14,213	69,036	65,177	134,213	181,211

## ENROLLMENT STATISTICS—1932

## NUMBER OF PUPILS ENROLLED IN GRADE SCHOOLS

COUNTY	Two Teacher Schools			Three or More Teacher Schools			Total Enrollment in Grade Schools
	Boys	Girls	Total	Boys	Girls	Total	
Adams .....	305	262	567	1,828	1,656	3,484	4,599
Alamosa .....	51	46	97	761	787	1,548	1,703
Arapahoe .....	65	61	126	1,800	1,753	3,553	3,944
Archuleta .....	27	31	58	143	139	282	813
Baca .....	97	103	200	622	596	1,218	2,741
Bent .....	140	140	280	604	648	1,252	2,011
Boulder .....	340	316	656	2,077	1,898	3,975	5,023
Chaffee .....	50	30	80	415	426	841	1,138
Cheyenne .....	111	70	181	239	215	454	862
Clear Creek.....	18	25	43	80	83	163	298
Conejos .....	149	123	272	1,137	1,001	2,138	2,615
Costilla .....	75	82	157	677	659	1,336	1,507
Crowley .....	7	13	20	473	487	960	1,084
Custer .....	63	51	114	25	21	46	365
Delta .....	198	189	387	1,044	1,004	2,048	2,621
Denver .....	40	29	69	14,309	13,543	27,852	33,597
Dolores .....	...	...	...	105	98	203	327
Douglas .....	53	45	98	148	130	278	656
Eagle .....	71	59	130	153	138	291	732
Elbert .....	25	24	49	239	215	454	1,406
El Paso.....	84	86	170	2,904	2,715	5,619	6,598
Fremont .....	117	100	217	1,372	1,345	2,717	3,158
Garfield .....	28	33	61	716	689	1,405	2,044
Gilpin .....	18	26	44	57	40	97	224
Grand .....	70	69	139	72	68	140	488
Gunnison .....	...	...	...	379	366	745	1,054
Hinsdale .....	...	...	...	26	32	58	76
Huerfano .....	377	367	744	1,213	1,093	2,306	4,017
Jackson .....	40	40	80	50	55	105	239
Jefferson .....	165	124	289	1,434	1,343	2,777	3,608
Kiowa .....	54	51	105	289	305	594	919
Kit Carson.....	49	40	89	470	406	876	2,103
Lake .....	19	16	35	260	237	497	556
La Plata .....	180	138	318	772	711	1,483	2,564
Larimer .....	235	249	484	2,756	2,598	5,354	6,260
Las Animas.....	479	513	992	2,529	2,494	5,023	7,812
Lincoln .....	67	62	129	435	447	882	1,829
Logan .....	214	185	399	1,119	1,121	2,240	3,555
Mesa .....	448	424	872	2,176	2,131	4,307	5,422
Mineral .....	Incomplete						
Moffat .....	43	44	87	173	161	334	1,014
Montezuma .....	162	150	313	484	515	999	1,814
Montrose .....	133	129	262	1,181	1,056	2,237	2,660
Morgan .....	226	193	419	1,593	1,349	2,942	4,030
Otero .....	58	64	122	2,181	2,135	4,316	4,663
Ouray .....	20	19	39	109	112	221	332
Park .....	93	80	173	...	...	...	413
Phillips .....	39	42	81	330	319	649	1,258
Pitkin .....	...	...	...	80	62	142	241
Prowers .....	260	270	530	926	848	1,774	2,991
Pueblo .....	202	199	401	4,412	4,264	8,676	10,240
Rio Blanco.....	...	...	...	132	126	258	520
Rio Grande.....	24	16	40	811	729	1,540	1,583
Routt .....	59	45	104	651	599	1,250	2,051
Saguache .....	81	77	156	509	447	956	1,193
San Juan.....	18	10	28	64	82	146	174
San Miguel.....	...	...	...	50	62	112	489
Sedgwick .....	15	11	26	495	457	952	1,329
Summit .....	13	8	21	38	33	71	139
Teller .....	40	35	75	230	211	441	547
Washington .....	124	109	233	333	301	634	2,294
Weld .....	972	856	1,828	5,714	5,246	10,960	13,707
Yuma .....	61	56	117	649	609	1,255	3,135
Totals .....	7,173	6,633	13,806	67,053	63,413	130,466	177,385

## ENROLLMENT STATISTICS—1931

## NUMBER OF PUPILS ENROLLED IN HIGH SCHOOLS

COUNTY	Junior High Schools			Senior High Schools			Total Enrollment in High School
	Boys	Girls	Total	Boys	Girls	Total	
Adams .....	...	...	...	393	379	772	772
Alamosa .....	124	120	244	178	201	379	623
Arapahoe .....	443	396	839	353	367	720	1,559
Archuleta .....	9	6	15	43	41	84	99
Baca .....	66	84	150	185	219	404	554
Bent .....	...	...	...	178	232	410	410
Boulder .....	761	683	1,444	704	693	1,397	2,841
Chaffee .....	78	81	159	187	196	383	542
Cheyenne .....	...	...	...	111	135	246	246
Clear Creek .....	22	27	49	55	60	115	164
Conejos .....	...	...	...	184	215	399	399
Costilla .....	25	26	51	8	9	17	68
Crowley .....	88	74	162	144	147	291	453
Custer .....	3	3	6	33	36	69	75
Delta .....	159	128	287	414	516	960	1,247
Denver .....	5,029	4,966	9,995	4,022	4,089	8,111	18,106
Dolores .....	15	17	32	7	8	15	47
Douglas .....	...	...	...	75	92	167	167
Eagle .....	...	...	...	80	91	171	171
Elbert .....	...	...	...	130	153	283	283
El Paso .....	1092	1,005	2,097	999	1,056	2,055	4,152
Fremont .....	298	275	573	373	442	815	1,388
Garfield .....	...	...	...	252	289	541	541
Gilpin .....	...	...	...	19	31	50	50
Grand .....	9	15	24	25	26	51	75
Gunnison .....	62	55	117	92	105	197	314
Hinsdale .....	...	...	...	9	9	18	18
Huerfano .....	6	1	7	223	248	471	478
Jackson .....	...	...	...	20	18	38	38
Jefferson .....	338	304	642	431	471	902	1,544
Kiowa .....	...	...	...	96	117	213	213
Kit Carson .....	213	217	430	154	228	382	812
Lake .....	...	...	...	165	156	321	321
La Plata .....	39	28	67	308	359	667	734
Larimer .....	251	216	467	808	896	1,704	2,171
Las Animas .....	82	81	163	694	712	1,406	1,569
Lincoln .....	...	...	...	206	261	467	467
Logan .....	401	374	775	525	566	1,091	1,866
Mesa .....	240	223	463	733	774	1,507	1,970
Mineral .....	...	...	...	7	17	24	24
Moffat .....	66	85	151	51	51	102	253
Montezuma .....	56	67	123	82	102	184	307
Montrose .....	...	...	...	294	333	627	627
Morgan .....	256	307	563	331	405	736	1,299
Otero .....	395	371	766	604	609	1,213	1,979
Ouray .....	...	...	...	36	37	73	73
Park .....	15	23	38	9	4	13	51
Phillips .....	...	...	...	206	218	424	424
Pitkin .....	26	20	46	27	27	54	100
Prowers .....	231	230	461	320	426	746	1,207
Pueblo .....	1,504	1,363	2,867	947	970	1,917	4,784
Rio Blanco .....	...	...	...	42	79	121	121
Rio Grande .....	79	80	159	229	273	502	661
Routt .....	108	98	206	153	175	328	534
Saguache .....	45	59	104	140	145	285	389
San Juan .....	4	3	7	29	34	63	70
San Miguel .....	...	...	...	46	39	85	85
Sedgwick .....	...	...	...	154	157	311	311
Summit .....	6	13	19	16	15	31	50
Teller .....	94	95	189	42	61	103	292
Washington .....	...	...	...	209	261	470	470
Weld .....	1,077	1,092	2,169	1,000	1,157	2,157	4,326
Yuma .....	...	...	...	394	425	819	819
Totals .....	13,815	13,311	27,126	19,014	20,663	39,677	66,803

## ENROLLMENT STATISTICS—1932

## NUMBER OF PUPILS ENROLLED IN HIGH SCHOOLS

COUNTY	Junior High Schools			Senior High Schools			Total Enrollment in High School
	Boys	Girls	Total	Boys	Girls	Total	
Adams .....	5	6	11	452	421	873	884
Alamosa .....	127	102	229	212	216	428	657
Arapahoe .....	509	463	972	495	472	967	1,939
Archuleta .....	7	8	15	45	37	82	97
Baca .....	58	49	107	267	265	532	639
Bent .....	2	...	2	194	214	408	410
Boulder .....	689	688	1,377	779	697	1,476	2,853
Chaffee .....	88	84	172	184	202	386	558
Cheyenne .....	...	...	...	113	143	256	256
Clear Creek.....	25	26	51	48	62	110	161
Conejos .....	...	...	...	202	244	446	446
Costilla .....	31	33	64	7	8	15	79
Crowley .....	117	110	227	152	140	292	519
Custer .....	3	4	7	28	31	59	66
Delta .....	202	178	380	442	456	898	1,278
Denver .....	5,376	5,184	10,560	4,409	4,331	8,740	19,300
Dolores .....	...	...	...	16	19	35	35
Douglas .....	...	...	...	87	96	183	183
Eagle .....	31	36	67	82	108	190	257
Elbert .....	...	...	...	129	154	283	283
El Paso.....	1,062	1,045	2,107	1,061	1,061	2,122	4,229
Fremont .....	297	298	595	410	433	843	1,438
Garfield .....	...	...	...	255	275	530	530
Gilpin .....	...	...	...	21	34	55	55
Grand .....	9	3	12	21	35	56	68
Gunnison .....	73	69	142	99	106	205	347
Hinsdale .....	...	...	...	9	12	21	21
Huerfano .....	...	...	...	239	263	502	502
Jackson .....	9	12	21	18	15	33	54
Jefferson .....	275	285	560	530	531	1,061	1,621
Kiowa .....	7	5	12	119	140	259	271
Kit Carson.....	178	211	389	188	264	452	841
Lake .....	...	...	...	119	136	255	255
La Plata .....	102	80	182	372	406	778	960
Larimer .....	304	268	572	916	944	1,860	2,432
Las Animas.....	104	93	197	696	753	1,449	1,646
Lincoln .....	...	...	...	236	222	458	458
Logan .....	374	377	751	548	581	1,129	1,880
Mesa .....	236	223	459	813	839	1,652	2,111
Mineral .....	Incomplete			...	...	...	...
Moffat .....	71	73	144	58	59	117	261
Montezuma .....	55	51	106	100	126	226	332
Montrose .....	...	...	...	308	301	609	609
Morgan .....	251	275	526	343	411	754	1,280
Otero .....	444	431	875	603	600	1,203	2,078
Ouray .....	...	...	...	47	34	81	81
Park .....	...	...	...	38	45	83	83
Phillips .....	...	...	...	179	224	403	403
Pitkin .....	...	...	...	33	25	58	58
Prowers .....	292	280	572	353	403	756	1,328
Pueblo .....	534	555	1,089	1,626	1,533	3,159	4,248
Río Blanco.....	...	...	...	46	65	111	111
Río Grande.....	84	101	185	255	285	540	725
Routt .....	103	98	201	181	203	384	585
Saguache .....	31	38	69	99	108	207	276
San Juan.....	...	...	...	24	28	52	52
San Miguel.....	...	...	...	56	60	116	116
Sedgwick .....	...	...	...	139	162	301	301
Summit .....	7	4	11	20	20	40	51
Teller .....	100	85	185	48	58	106	291
Washington .....	...	...	...	206	237	443	443
Weld .....	1,163	1,108	2,271	1,071	1,202	2,273	4,544
Yuma .....	...	...	...	379	435	814	814
Totals .....	13,435	13,039	26,474	21,225	21,990	43,215	69,689

## ENROLLMENT STATISTICS—1931

COUNTY	Total Enrollment in Public Schools			Number Between 8 and 16 Not Enrolled in Public or Private Schools			Number of Permits Issued	Average Daily Attendance
	Boys	Girls	Total	Boys	Girls	Total		
Adams .....	2,805	2,592	5,397	...	...	...	...	4,067
Alamosa .....	1,193	1,190	2,383	...	...	...	...	1,784
Arapahoe .....	2,711	2,475	5,186	...	...	...	1	4,238
Archuleta .....	488	465	953	...	...	...	...	698
Baca .....	1,740	1,675	3,415	...	...	...	...	2,541
Bent .....	1,336	1,301	2,637	...	...	...	...	1,916
Boulder .....	4,065	3,801	7,866	4	6	10	...	6,284
Chaffee .....	856	847	1,703	7	7	14	...	1,383
Cheyenne .....	584	539	1,123	...	...	...	...	866
Clear Creek.....	208	214	422	...	...	...	...	363
Conejos .....	1,538	1,466	3,004	20	15	35	...	2,265
Costilla .....	768	784	1,552	...	...	...	...	995
Crowley .....	936	901	1,837	1	2	3	...	1,380
Custer .....	248	205	453	...	...	...	...	326
Delta .....	1,994	2,020	4,014	...	...	...	...	3,126
Denver .....	31,800	32,141	63,941	...	...	...	...	47,624
Dolores .....	171	203	374	...	...	...	...	300
Douglas .....	459	451	910	2	...	2	...	707
Eagle .....	540	517	1,057	...	...	...	...	850
Elbert .....	879	794	1,673	...	...	...	...	1,373
El Paso.....	5,595	5,348	10,943	5	6	11	...	8,627
Fremont .....	2,222	2,165	4,387	...	...	...	...	3,554
Garfield .....	1,314	1,277	2,591	30	15	45	...	1,852
Gilpin .....	100	126	226	...	...	...	...	171
Grand .....	272	270	542	...	...	...	...	376
Gunnison .....	697	655	1,352	...	4	4	...	881
Hinsdale .....	49	56	105	...	...	...	...	83
Huerfano .....	2,462	2,249	4,711	...	...	...	...	3,379
Jackson .....	132	149	281	...	...	...	...	239
Jefferson .....	2,618	2,532	5,150	20	11	31	5	3,996
Kiowa .....	564	546	1,110	...	...	...	...	904
Kit Carson.....	1,437	1,408	2,845	5	3	8	...	2,554
Lake .....	456	423	879	...	...	...	...	738
La Plata .....	1,871	1,728	3,599	4	5	9	...	2,697
Larimer .....	4,424	4,388	8,812	...	...	...	...	6,858
Las Animas.....	4,804	4,858	9,662	113	107	220	5	7,449
Lincoln .....	1,178	1,135	2,313	...	...	...	...	1,950
Logan .....	2,828	2,729	5,557	18	4	22	1	3,588
Mesa .....	3,505	3,509	7,014	...	...	...	...	5,519
Mineral .....	54	66	120	...	...	...	...	98
Moffat .....	619	596	1,215	...	...	...	...	720
Montezuma .....	1,077	1,034	2,111	...	...	...	...	1,621
Montrose .....	1,792	1,621	3,413	4	...	4	...	2,554
Morgan .....	2,852	2,627	5,479	...	...	...	...	3,727
Otero .....	3,561	3,468	7,029	21	13	34	15	5,261
Ouray .....	173	173	346	...	...	...	...	286
Park .....	214	184	398	...	...	...	...	223
Phillips .....	832	822	1,654	2	4	6	...	1,338
Pitkin .....	179	132	311	...	...	...	...	380
Prowers .....	2,317	2,185	4,502	...	...	...	...	3,360
Pueblo .....	8,105	7,520	15,625	17	17	34	14	11,267
Rio Blanco.....	338	363	701	...	...	...	...	665
Rio Grande.....	1,432	1,414	2,846	...	...	...	...	2,012
Routt .....	1,280	1,153	2,433	17	12	29	...	1,881
Saguache .....	941	867	1,808	...	...	...	...	1,248
San Juan.....	139	147	286	...	...	...	...	211
San Miguel.....	283	287	570	...	...	...	...	462
Sedgwick .....	919	816	1,735	...	...	...	...	1,345
Summit .....	102	92	194	...	...	...	...	156
Teller .....	403	406	809	...	...	...	...	495
Washington .....	1,400	1,341	2,741	...	...	...	...	2,222
Weld .....	9,439	8,830	18,269	23	30	53	4	13,545
Yuma .....	2,051	2,000	4,051	...	...	...	...	3,435
Totals .....	132,415	128,220	260,635	313	261	574	45	197,013

## ENROLLMENT STATISTICS—1932

COUNTY	Total Enrollment in Public Schools			Number Between 8 and 16 Not Enrolled in Public or Private Schools			Number of Permits Issued	Average Daily Attendance
	Boys	Girls	Total	Boys	Girls	Total		
Adams	2,876	2,607	5,483	...	...	...	...	4,034
Alamosa	1,180	1,180	2,360	...	...	...	...	1,835
Arapahoe	3,005	2,878	5,883	4	2	6	...	4,559
Archuleta	458	452	910	...	...	...	...	630
Baca	1,748	1,632	3,380	...	...	...	...	2,665
Bent	1,182	1,239	2,421	...	...	...	...	1,883
Boulder	4,098	3,778	7,876	108	191	299	...	6,495
Chaffee	841	855	1,696	2	4	6	...	1,424
Cheyenne	600	518	1,118	...	...	...	...	924
Clear Creek	214	245	459	...	...	...	...	405
Conejos	1,598	1,463	3,061	45	44	89	...	2,335
Costilla	797	789	1,586	...	...	...	...	1,046
Crowley	799	804	1,603	...	...	...	...	1,422
Custer	228	203	431	...	...	...	...	350
Delta	1,981	1,918	3,899	...	...	...	...	2,733
Denver	32,460	31,303	63,763	...	...	...	...	48,051
Dolores	193	169	362	...	...	...	...	263
Douglas	430	409	839	4	1	5	...	760
Eagle	506	483	989	3	1	4	...	806
Elbert	870	819	1,689	...	...	...	...	1,398
El Paso	5,507	5,320	10,827	1	1	2	...	8,692
Fremont	2,311	2,285	4,596	...	...	...	...	3,714
Garfield	1,304	1,270	2,574	30	28	58	...	2,196
Gilpin	140	139	279	...	...	...	...	207
Grand	276	280	556	...	...	...	...	400
Gunnison	716	685	1,401	13	7	20	4	1,160
Hinsdale	47	50	97	...	...	...	...	75
Huerfano	2,338	2,181	4,519	...	...	...	...	3,434
Jackson	143	150	293	...	...	...	...	234
Jefferson	2,670	2,559	5,229	17	11	28	5	4,222
Kiowa	596	594	1,190	...	...	...	...	1,074
Kit Carson	1,519	1,425	2,944	...	...	...	...	2,389
Lake	406	405	811	...	...	...	...	702
La Plata	1,806	1,718	3,524	5	6	11	...	2,716
Larimer	4,426	4,266	8,692	78	96	174	38	7,055
Las Animas	4,729	4,729	9,458	53	61	114	6	7,266
Lincoln	1,158	1,129	2,287	...	...	...	...	1,872
Logan	2,769	2,666	5,435	3	5	8	...	4,319
Mesa	3,812	3,721	7,533	...	...	...	...	5,840
Mineral	Incomplete							
Moffat	645	630	1,275	49	39	88	...	969
Montezuma	1,066	1,080	2,146	...	...	...	...	1,883
Montrose	1,703	1,566	3,269	...	...	...	...	2,650
Morgan	2,765	2,545	5,310	...	...	...	...	3,963
Otero	3,406	3,335	6,741	28	19	47	4	5,296
Ouray	216	197	413	...	...	...	...	329
Park	257	239	496	...	...	...	...	376
Phillips	812	849	1,661	...	...	...	...	1,358
Pitkin	169	130	299	...	...	...	...	262
Prowers	2,191	2,128	4,319	...	...	...	...	3,213
Pueblo	7,404	7,084	14,488	27	17	44	...	11,543
Rio Blanco	315	316	631	...	...	...	...	554
Rio Grande	1,176	1,132	2,308	...	...	...	...	1,851
Routt	1,365	1,271	2,636	4	8	12	...	2,071
Saguache	761	708	1,469	...	...	...	...	1,087
San Juan	106	120	226	3	2	5	...	169
San Miguel	301	304	605	...	...	...	...	514
Sedgwick	851	779	1,630	2	2	4	...	1,374
Summit	99	91	190	...	...	...	...	164
Teller	431	407	838	...	...	...	...	523
Washington	1,404	1,333	2,737	...	...	...	...	2,243
Weld	9,403	8,843	18,251	40	37	77	37	11,744
Yuma	2,009	1,940	3,949	...	...	...	...	3,450
Totals	131,592	126,348	257,940	519	582	1,101	94	199,165

## BIENNIAL REPORT OF THE

## ENROLLMENT STATISTICS—1931

## NUMBER OF PUPILS GRADUATED

COUNTY	From Eighth Grade			From High School			Per Cent of Census in Average Daily Attendance	Per Cent of Enrollment in Average Daily Attendance
	Boys	Girls	Total	Boys	Girls	Total		
Adams .....	162	150	312	41	54	95	68	75
Alamosa .....	65	68	133	23	36	59	68	75
Arapahoe .....	133	125	258	68	65	133	69	81
Archuleta .....	21	24	45	6	8	14	68	73
Baca .....	107	101	208	20	43	63	76	74
Bent .....	84	78	162	27	43	70	73	73
Boulder .....	224	206	430	171	171	342	64	80
Chaffee .....	39	48	87	29	28	57	74	78
Cheyenne .....	47	34	81	21	24	45	73	77
Clear Creek.....	10	10	20	12	8	20	71	86
Conejos .....	49	79	128	38	51	89	61	75
Costilla .....	32	45	77	...	...	...	56	60
Crowley .....	37	42	79	25	29	54	69	75
Custer .....	19	16	35	11	7	18	61	63
Delta .....	149	130	279	76	91	167	59	78
Denver .....	...	...	...	814	928	1,742	60.6	74.5
Dolores .....	1	3	4	2	...	2	77	80
Douglas .....	34	34	68	14	15	29	78	77
Eagle .....	32	30	62	10	11	21	85	80
Elbert .....	64	49	113	31	30	61	68	82
El Paso.....	409	387	796	233	263	496	68	79
Fremont .....	80	66	146	78	125	203	64	81
Garfield .....	92	76	168	41	46	87	59	71
Gilpin .....	5	2	7	5	4	9	68	76
Grand .....	15	8	23	4	3	7	73	69
Gunnison .....	32	37	69	10	17	27	58	65
Hinsdale .....	9	4	13	5	1	6	67	79
Huerfano .....	122	105	227	32	48	80	49	72
Jackson .....	10	14	24	1	...	1	68	85
Jefferson .....	180	180	360	64	86	150	70	77
Kiowa .....	47	42	89	9	20	29	68	81
Kit Carson.....	91	84	175	43	70	113	77	89
Lake .....	15	14	29	25	18	43	50	84
La Plata.....	116	109	225	54	74	128	62	75
Larimer .....	259	271	530	156	161	317	69	79
Las Animas.....	228	269	497	133	129	262	58	77
Lincoln .....	90	58	148	29	44	73	69	84
Logan .....	185	193	378	115	109	224	58	75
Mesa .....	226	240	466	127	132	259	67	79
Mineral .....	3	4	7	...	1	1	72	81
Moffat .....	49	57	106	7	15	22	48	56
Montezuma .....	52	57	109	24	36	60	68	77
Montrose .....	111	95	206	41	59	100	65	75
Morgan .....	142	160	302	63	95	158	60	68
Otero .....	195	162	357	105	120	225	66	75
Ouray .....	16	13	29	4	11	15	62	82
Park .....	14	19	33	1	3	4	45	56
Phillips .....	41	58	99	34	28	62	76	81
Pitkin .....	17	13	30	6	4	10	62	90
Prowers .....	110	118	228	55	60	115	67	74
Pueblo .....	416	448	864	171	234	405	56	77
Rio Blanco.....	23	33	56	6	13	19	75	95
Rio Grande.....	55	66	121	34	48	82	61	73
Routt .....	69	91	160	30	38	68	67	77
Saguache .....	39	47	86	32	24	56	60	69
San Juan.....	7	4	11	4	2	6	66	74
San Miguel.....	16	20	36	5	6	11	59	81
Sedgwick .....	52	53	105	28	31	59	71	78
Summit .....	3	6	9	...	2	2	68	80
Teller .....	4	3	7	11	24	35	48	61
Washington .....	119	112	231	27	48	75	61	88
Weld .....	512	543	1,055	232	289	521	63	74
Yuma .....	161	168	329	68	71	139	77	85
Totals .....	5,746	5,778	11,524	2,519	4,254	7,845	63	76



## ENROLLMENT STATISTICS—1932

## NUMBER OF PUPILS GRADUATED

COUNTY	From Eighth Grade			From High School			Per Cent of Census in Average Daily Attendance	Per Cent of Enrollment in Average Daily Attendance
	Boys	Girls	Total	Boys	Girls	Total		
Adams .....	172	200	372	57	80	137	65	74
Alamosa .....	52	52	104	28	33	61	68	78
Arapahoe .....	173	170	343	106	105	211	66	71
Archuleta .....	18	22	40	9	9	18	61	69
Baca .....	124	132	256	43	44	87	77	79
Bent .....	57	60	117	24	35	59	68	78
Boulder .....	111	107	218	193	173	366	67	82
Chaffee .....	52	55	107	36	41	77	69	70
Cheyenne .....	58	46	104	12	32	44	73	83
Clear Creek.....	...	...	...	...	...	...	76	88
Conejos .....	86	70	156	27	38	65	61	76
Costilla .....	22	30	52	...	2	2	53	66
Crowley .....	46	53	99	26	28	54	61	77
Custer .....	18	15	33	6	6	12	63	81
Delta .....	134	126	260	84	98	182	54	70
Denver .....	...	...	...	881	1,091	1,972	60	75
Dolores .....	10	10	20	...	...	...	66	73
Douglas .....	39	33	72	14	21	35	79	91
Eagle .....	30	35	65	13	26	39	71	81
Elbert .....	77	68	145	24	35	59	65	83
El Paso.....	403	357	760	237	253	490	69	80
Fremont .....	102	97	199	79	109	188	51	78
Garfield .....	86	76	162	43	54	97	69	85
Gilpin .....	9	13	22	4	7	11	84	75
Grand .....	16	18	34	3	6	9	68	72
Gunnison .....	32	37	69	17	28	45	75	83
Hinsdale .....	4	5	9	...	...	...	60	77
Huerfano .....	99	107	206	34	53	87	49	76
Jackson .....	11	14	25	5	6	11	65	80
Jefferson .....	186	181	367	80	113	193	71	81
Kiowa .....	60	55	115	15	35	50	61	81
Kit Carson.....	91	96	187	27	43	70	67	81
Lake .....	16	20	36	19	28	47	48	86
La Plata.....	105	95	200	67	69	136	63	77
Larimer .....	269	250	519	163	186	349	59	76
Las Animas.....	287	302	589	109	144	252	57	77
Lincoln .....	86	96	182	42	47	89	60	82
Logan .....	199	193	392	94	125	219	61	79
Mesa .....	256	229	485	98	169	207	73	78
Mineral .....	...	...	...	...	...	...	..	..
Moffat .....	54	51	105	14	15	19	60	76
Montezuma .....	28	34	62	23	37	60	74	87
Montrose .....	107	120	227	56	57	113	67	81
Morgan .....	186	173	359	75	105	180	66	75
Otero .....	188	213	401	85	127	212	61	94
Ouray .....	14	8	22	7	6	13	72	79
Park .....	26	17	43	10	6	16	69	77
Phillips .....	51	68	119	36	38	74	74	81
Pitkin .....	13	15	28	7	6	13	55	87
Prowers .....	124	125	249	45	67	112	63	74
Pueblo .....	446	451	897	212	249	461	58	80
Rio Blanco.....	16	18	34	8	9	17	63	88
Rio Grande.....	84	54	138	47	55	102	53	80
Routt .....	73	73	146	30	38	68	71	79
Saguache .....	29	30	59	17	27	44	53	74
San Juan.....	3	5	8	6	5	11	53	75
San Miguel.....	27	42	69	13	13	26	74	85
Sedgwick .....	52	55	107	21	28	49	72	84
Summit .....	9	7	16	4	2	6	85	86
Teller .....	21	30	51	12	14	26	48	63
Washington .....	123	130	253	40	46	86	67	82
Weld .....	468	452	920	160	199	359	54	65
Yuma .....	145	169	314	59	70	129	75	80
Totals .....	5,883	5,865	11,748	3,706	4,531	8,237	64	77



Las Animas...	1,331.50	968.00	900.00	1,137.00	1,029.00	1,060.00	1,230.00	1,550.00	1,252.00	1,714.00	1,493.00	8.5	9	9	9	9	9
Lincoln .....		926.67	909.65	1,128.75	1,025.00	1,342.00	1,999.50	1,796.50		1,771.40	1,971.00	9	9	9	9	9	9
Logan .....		866.00	865.80	953.80	913.00	1,162.00	1,232.00	1,535.00	1,310.00	2,195.00	1,531.00	9	9	9	9	9	9
Mesa .....			830.00	1,160.00	1,020.00	1,400.00	1,005.00	1,436.00	1,630.00	1,694.00	1,395.00	9	9	9	3.5	9.5	9
Minal .....			1,100.00			1,400.00	1,000.00			1,500.00	1,300.00	9		9			9
Moffat .....		751.25	780.67	1,230.00	856.00		1,007.00	1,500.00	945.00	2,240.00	1,636.66	7.7	9	9	9	9	9
Montezuma .....		990.00	903.00	1,136.00	912.00	1,282.00	1,051.00	1,356.00	1,071.00	1,844.00	1,253.00	8.5	9	9	9	9	9
Montrose .....			912.85	1,400.00	1,026.00	1,392.00	1,076.00			1,892.00	1,535.00	8.6	9	9	9	9	9
Morgan .....			989.00	1,153.00	1,022.00	1,414.00	1,087.00			1,942.00	1,405.00	9	9	9	9.1	9.1	9
Otero .....	1,175.00	1,035.00	1,027.00		1,043.00	1,483.00	1,107.00	1,766.00	1,538.00	1,942.00	1,455.00	9	9	9	9	9	9
Ouray .....			800.00		1,000.00	1,350.00	1,035.00		1,200.00	1,750.00	1,350.00	9	9	9			9
Park .....		720.00	812.00	1,192.50	1,114.00					1,575.00	1,350.00	8.5	9				9
Phillips .....		945.00	931.00	810.00	918.00	1,277.00	987.00			1,811.00	1,369.00	9	9	9			9
Pitkin .....			841.00		900.00	1,000.00	925.00		1,000.00	1,675.00	1,350.00	9	9	9			9
Prowers .....		896.00	886.00	1,350.00	976.00	1,403.00	1,208.00	1,644.00	1,418.00	1,827.00	1,437.00	8.4	9	9	9	9	9
Pueblo .....	1,289.00	945.00	931.00	1,371.00	1,048.00	1,789.00	2,901.00	2,288.00	1,409.00	1,904.00	1,348.00	8.89	9.03	9.5	9.43	9.32	9
Rio Blanco .....		665.00	855.00			1,200.00	1,457.00			1,895.00	1,575.00	8.5	9	9			9
Rio Grande .....			1,080.00		922.00		1,259.00	1,850.00	1,495.00	2,259.00	1,482.00	9	9	9			9
Routt .....		872.00	875.00		1,033.75	2,133.33	1,266.83	2,250.00	1,383.75	2,231.00	1,389.60	8.38	9	9	9	9	9
Saguache .....		1,215.00	968.00	1,500.00	1,055.00	1,492.00	1,126.00	1,530.00	1,375.00	1,966.00	1,335.00	8.6	9	9	9	9	9
San Juan .....				1,560.00	1,260.00	1,390.00	1,340.00			1,500.00	1,400.00	9	9	9			9
San Miguel .....			806.00		1,495.00	1,495.00	1,500.00			2,025.00	1,600.00	8		9.5			9.5
Sedgwick .....		900.00	943.00		915.00	1,381.00	1,203.00			1,896.00	1,410.00	9	9	9			9
Summit .....			945.00		1,095.00	2,125.00	1,237.00		1,200.00	2,125.00	1,230.00	8	8.5	9	9	9	9
Teller .....			924.00		935.00		1,140.00	1,700.00	1,250.00	1,800.00	1,400.00	9	9	9	9	9	9
Washington .....		895.00	900.00	1,013.00	912.00	1,529.00	1,112.00		2,009.00	1,400.00	1,400.00	8.5	9	9			9
Weld .....		915.00	933.00	1,127.00	1,070.00	1,273.00	1,437.00	1,467.00	1,344.00	1,872.00	1,389.00	9	9	9			9
Yuma .....		936.00	851.00	925.00	1,145.00	1,185.00	1,145.00			1,778.00	1,440.00	8.4	9	9			9
Average ...	\$1,422.00	\$ 894.00	\$ 915.00	\$1,159.00	\$1,040.00	\$1,431.00	\$1,055.00	\$1,653.00	\$1,373.00	\$1,868.00	\$1,449.00	8.59	8.9	9	9	9	9

LENGTH OF TERM AND AMOUNTS PAID TEACHERS—1932

AVERAGE SALARY PAID TEACHERS PER YEAR

COUNTY	Kinder garten	One Teacher Schools		Two Teacher Schools		Three or More Teacher Schools		Junior High Schools		Senior High Schools		Number of Months of School Provided in
		Men	Women	Men	Women	Men	Women	Men	Women	Men	Women	
Adams	.....	\$ 866.00	\$ 897.00	\$1,057.00	\$1,057.00	\$1,454.00	\$1,198.00	\$1,425.00	\$1,472.00	\$1,890.00	\$1,300.00	9
Atamora	.....	.....	1,050.00	1,125.00	1,101.00	1,680.00	1,431.00	1,431.00	1,431.00	1,430.00	1,430.00	9
Apache	.....	1,400.00	889.00	1,200.60	1,073.00	1,061.00	1,143.00	1,522.00	1,389.00	1,829.00	1,426.00	9
Archeuleta	.....	540.00	769.00	1,020.00	1,020.00	1,262.00	975.00	.....	.....	2,500.00	1,378.00	9
Baca	.....	950.00	877.00	1,100.00	965.00	1,147.00	1,007.00	1,125.00	1,012.00	1,356.00	1,191.00	9
Bent	.....	920.00	893.00	1,125.00	1,050.00	1,237.00	1,041.00	1,550.00	1,362.00	1,775.00	1,208.00	9
Boulder	.....	.....	948.00	1,196.00	980.00	1,173.00	1,136.00	.....	.....	1,953.00	1,480.00	9
Chaffee	.....	.....	817.00	950.00	950.00	1,087.00	1,028.00	.....	1,425.00	1,900.00	1,425.00	8.5
Cheyenne	.....	900.00	921.00	900.00	937.00	1,087.00	1,028.00	.....	.....	1,675.00	1,510.00	9
Clear Creek	.....	.....	872.00	.....	1,125.00	.....	1,125.00	1,450.00	1,350.00	1,725.00	1,350.00	9
Conchos	.....	640.00	782.00	836.60	841.00	1,108.00	853.00	.....	.....	1,620.00	1,230.00	8
Costilla	.....	.....	720.00	1,125.00	941.03	736.02	784.75	1,175.00	1,000.00	1,520.00	.....	8
Crowley	.....	1,000.00	1,009.00	990.00	990.00	1,500.00	1,054.00	1,271.00	1,151.00	1,903.00	1,285.00	9
Custer	.....	.....	650.00	1,350.00	899.00	810.00	1,260.00	.....	.....	1,450.00	1,925.00	7.8
Delta	.....	900.00	1,058.00	.....	932.00	1,200.00	1,223.00	1,379.00	1,216.00	1,871.00	1,337.00	9
Denver	.....	2,243.00	.....	.....	.....	1,650.00	2,243.00	2,284.00	2,555.00	2,449.00	2,699.00	9.5
Dolores	.....	738.00	864.00	.....	.....	1,362.00	1,050.00	.....	.....	1,362.00	.....	8.5
Douglas	.....	822.00	811.00	.....	1,166.00	1,692.00	1,291.00	.....	.....	2,062.00	1,370.00	9
Eagle	.....	.....	883.00	900.00	1,632.00	.....	1,275.00	2,060.00	1,330.00	1,977.00	1,372.00	8.7
Elbert	.....	801.00	773.00	.....	906.00	1,168.00	1,063.00	.....	.....	1,582.00	1,262.00	8.7
El Paso	.....	1,460.00	883.46	1,500.00	1,168.00	1,311.00	1,240.00	1,999.00	1,756.00	1,798.00	1,482.00	8.5
Fremont	.....	.....	817.00	1,259.00	1,099.00	1,496.00	1,127.00	1,783.00	1,331.00	2,118.00	1,396.00	8.6
Garfield	.....	1,063.00	920.00	1,200.00	1,147.00	1,471.00	1,150.00	.....	.....	1,934.00	1,366.00	8.8
Gilpin	.....	.....	922.00	1,179.00	1,350.00	1,206.00	.....	.....	.....	1,625.00	1,400.00	9
Grand	.....	.....	595.00	1,215.00	1,046.00	1,200.00	1,040.00	1,170.00	.....	1,783.00	1,300.00	8
Gunnison	.....	1,240.00	740.00	.....	.....	1,660.00	1,461.00	1,666.00	1,858.00	1,857.00	1,750.00	8.6
Hinsdale	.....	.....	581.00	.....	.....	1,633.00	1,183.00	.....	.....	1,570.00	.....	6.3
Huerfano	.....	.....	810.00	1,000.00	955.00	1,639.00	1,191.00	2,060.00	1,400.00	1,747.00	1,333.00	9
Jackson	.....	1,150.00	676.00	1,215.00	995.00	1,115.00	1,287.00	.....	.....	2,600.00	1,350.00	9.5
Jefferson	.....	1,182.00	833.00	862.00	922.00	1,115.00	1,079.00	1,556.00	1,306.00	2,111.00	1,386.00	7.5
Kiowa	.....	860.00	888.00	1,012.00	737.00	1,041.00	1,035.00	.....	.....	1,758.00	1,031.00	8.6
Kit Carson	.....	880.00	830.00	945.00	870.00	1,350.00	1,304.00	1,444.00	1,347.00	1,714.00	1,338.00	8.4
Lake	.....	805.00	805.00	1,275.00	1,358.00	1,358.00	1,004.00	.....	.....	1,582.00	1,262.00	8.6
La Plata	.....	1,012.00	984.00	990.00	999.00	1,500.00	1,059.00	3,000.00	1,398.00	1,744.00	1,319.00	9
Larimer	.....	.....	842.00	1,215.00	972.00	1,395.00	1,145.00	1,862.00	1,320.00	1,954.00	1,469.00	8.36

Las Animas...	1,290.00	815.00	1,098.00	1,390.00	1,171.00	1,400.00	1,288.00	1,851.00	1,557.00	8.5	8.4	9+	9	9
Lincoln		878.00	1,075.00	1,168.00	1,078.00	1,400.00	1,288.00	1,633.00	1,279.00	9	9	9	9	9
Logan		873.00	1,000.00	1,118.00	1,045.00	1,560.00	1,251.00	1,930.00	1,413.00	9	9	9	9	9
Mesa			1,043.00	1,283.00	1,050.00	1,350.00	1,340.00	1,773.00	1,345.00	9	9	9	9	9
Mineral			1,190.00	1,283.00	1,123.00	1,400.00	1,350.00	1,600.00	1,300.00	9	9	9	9	9
Moffat		695.00	1,057.00	900.00	1,042.00	1,125.00	900.00	2,040.00	1,510.00	8	9	9	9	9
Montezuma		810.00	1,153.00	1,320.00	1,038.00	1,441.00	1,212.00	1,790.00	1,298.00	8.5	9	9	9	9
Montrose			965.00	1,222.00	1,191.00	1,045.00	1,000.00	1,743.00	1,509.00	9	9	9	9	9.5
Morgan		810.00	894.00	1,110.00	1,098.00	1,098.00	1,290.00	2,081.00	1,405.00	9	9.16	9.11	9	9.16
Otero			1,011.00	1,409.00	1,090.00	1,730.00	1,290.00	1,832.00	1,404.00	9	9	9	9	9
Ouray			752.00	1,080.00	1,068.00	1,400.00	1,311.00	1,721.00	1,365.00	8.5	9	9	9	9
Park			801.00	1,132.00	1,068.00	1,400.00	1,282.00	1,835.00	1,368.00	9	9	9	9	9
Phillips		900.00	894.00	911.00	955.00	1,200.00	1,200.00	1,206.00	1,350.00	8	9	9	9	9
Pitkin			860.00	1,200.00	950.00	1,600.00	1,311.00	1,575.00	1,200.00	9	9	9	9	9
Prowers		890.00	1,125.00	1,530.00	1,190.00	1,600.00	1,311.00	1,721.00	1,365.00	8.5	9	9	9	9
Pueblo		832.00	1,205.00	1,380.00	1,081.00	1,407.00	1,282.00	1,835.00	1,368.00	9	9	9	9	9
Rio Blanco			857.00	1,150.00	1,416.00	1,400.00	1,282.00	1,760.00	1,533.00	8.5	9	9	9	9
Rio Grande			240.00	927.00	1,140.00	2,050.00	1,420.00	2,049.00	1,499.00	3	9	9	9	9
Routt		936.00	850.00	1,043.00	1,189.00	2,250.00	1,298.00	1,728.00	1,269.00	8.4	9	9	9	9
Saguache		1,117.00	900.00	1,283.00	993.00	2,150.00	1,400.00	1,998.00	1,382.00	9	9	9	9	9
San Juan				1,560.00	1,305.00	1,400.00	1,350.00	1,470.00	1,410.00	9	9	9	9	9
San Miguel			833.00	1,150.00	1,150.00	1,400.00	1,350.00	2,025.00	1,325.00	8.1	9	9	9	9
Sedgwick		900.00	906.00	1,280.00	1,069.00	1,400.00	1,350.00	2,225.00	1,450.00	9	9	9	9	9
Summit			800.00	2,250.00	1,163.00	1,400.00	1,350.00	2,250.00	1,230.00	8	8	9	9	9
Teller			788.00	947.00	1,081.00	1,400.00	1,350.00	1,700.00	1,400.00	8.6	9	9	9	9
Washington		840.00	844.00	850.00	1,061.00	1,400.00	1,350.00	1,687.00	1,250.00	8.5	8.66	9	9	9
Weld		915.00	833.00	1,052.00	1,314.00	1,809.00	1,312.00	1,692.00	1,358.00	9	9	9	9	9
Yuma		826.00	808.00	960.00	1,263.00	1,400.00	1,350.00	1,621.00	1,424.00	8.3	9	9	9	9
Average ...	\$1,300.00	\$ 865.00	\$1,132.00	\$1,006.00	\$1,286.00	\$1,645.00	\$1,365.00	\$1,818.00	\$1,398.00	8.4	8	9	9	9+

## NUMBER OF TEACHERS EMPLOYED DURING YEAR—1931

COUNTY	Kindergarten Schools		Elementary Schools		High Schools			Total Number Employed		
	Women	Men	Women	Total	Men	Women	Total	Men	Women	Total
Adams .....	1	15	154	169	19	24	43	34	179	213
Alamosa .....		6	55	61	10	13	23	16	68	84
Arapahoe .....		9	120	129	21	41	62	30	161	191
Archuleta .....		..	39	39	3	2	5	3	41	44
Baca .....		23	89	112	16	12	28	39	101	140
Bent .....		11	80	91	12	12	24	23	92	115
Boulder .....	2	12	173	185	44	83	127	56	258	314
Chaffee .....		..	51	51	10	10	20	10	61	71
Cheyenne .....		6	39	45	11	10	21	17	49	66
Clear Creek .....		1	15	16	4	6	10	5	21	26
Conejos .....		17	76	93	15	10	25	32	86	118
Costilla .....		8	30	38	5	1	6	13	31	44
Crowley .....		4	38½	42½	11	15	26	15	53½	68½
Custer .....		2	26	28	3	2	5	5	28	33
Delta .....		8	92	100	26	33	59	34	125	159
Denver .....	Included in Elementary	14	830	844	203	551	754	217	1,381	1,598
Dolores .....		1	16	17	2	..	2	3	16	19
Douglas .....		7	46	53	4	6	10	11	52	63
Eagle .....	1	1	44	45	6	10	16	7	55	62
Elbert .....		6	91	97	8	12	20	14	103	117
El Paso .....	11	18	209	227	67	117	184	85	337	422
Fremont .....		12	108	120	29	41	70	41	149	190
Garfield .....		9	77	86	17	25	42	26	102	128
Gilpin .....		1	9	10	1	3	4	2	12	14
Grand .....		2	30	32	3	2	5	5	32	37
Gunnison .....	1	3	43	46	13	9	22	16	53	69
Hinsdale .....		..	7	7	2	..	2	2	7	9
Huerfano .....		15	140	155	8	16	24	23	156	179
Jackson .....		1	12	13	1	1	2	2	13	15
Jefferson .....	3	10	133	143	20	35	55	30	171	201
Kiowa .....		7	37	44	11	7	18	18	44	62
Kit Carson .....		16	92	108	26	17	43	42	109	151
Lake .....		3	23	26	5	7	12	8	30	38
La Plata .....		12	96	108	14	15	29	26	111	137
Larimer .....	4	10	193	203	39	84	123	49	281	330
Las Animas .....	3	41½	278	319½	34½	37	71½	76	318	394
Lincoln .....		21	77	98	18	12	30	39	89	128
Logan .....		14	164	178	31	43	74	45	207	252
Mesa .....		9	169	178	42	45	87	51	214	265
Mineral .....		1	4	5	1	1	2	2	5	7
Moffat .....		15	67	82	4	6	10	19	73	92
Montezuma .....		7	60	67	9	7	16	16	67	83
Montrose .....		9	85	94	13	18	31	22	103	125
Morgan .....		13	122	135	25	39	64	38	161	199
Otero .....	2	14	133	147	33	53	86	47	188	235
Ouray .....		1	17	18	2	4	6	3	21	24
Park .....		3	35	38	3	1	4	6	36	42
Phillips .....		12	50	62	9	13	22	21	63	84
Pitkin .....		1	15	16	3	4	7	4	19	23
Prowers .....		11	102	113	27	33	60	38	135	173
Pueblo .....	18	21	401	422	54	109½	163½	75	528½	603½
Rio Blanco .....		1	36	37	5	4	9	6	40	46
Rio Grande .....		4	53	57	11	21	32	15	74	89
Routt .....		8	90	98	11	18	29	19	108	127
Saguache .....		6	41	47	12	13	25	18	54	72
San Juan .....		3	4	7	3	2	5	6	6	12
San Miguel .....		1	28	29	3	3	6	4	31	35
Sedgwick .....		10	50	60	9	14	23	19	64	83
Summit .....		..	11	11	2	3	5	2	14	16
Teller .....		1	21	22	4	9	13	5	30	35
Washington .....		21	118	139	12	20	32	33	128	171
Weld .....		59	427½	486½	82	136	218	141	563½	704½
Yuma .....		28	140	168	22½	22½	45	50½	162½	213
Totals .....	46	605½	6,112	6,717½	1,174	1,923	3,097	1,779½	8,081	9,860½

## NUMBER OF TEACHERS EMPLOYED DURING YEAR—1932

COUNTY	Kindergarten Schools		Elementary Schools		High Schools			Total Number Employed		
	Women	Men	Women	Total	Men	Women	Total	Men	Women	Total
Adams .....	1	15	159	174	17	25	42	32	185	217
Alamosa .....		6	51	57	13	13	26	19	64	83
Arapahoe .....	1	6	127	133	28	49	77	34	177	211
Archuleta .....		4	30	34	1	3	4	5	33	38
Baca .....		24	93	117	16	11	27	40	104	144
Bent .....		11	74	85	15	11	26	26	85	111
Boulder .....	2	13½	162½	176	48	82	130	61½	246½	308
Chaffee .....			48	48	11	14	25	11	62	73
Cheyenne .....		8	40	48	12	10	22	20	50	70
Clear Creek .....		1	13	14	4	7	11	5	20	25
Conejos .....		15	76	91	14	10	24	29	86	115
Costilla .....		9	32	41	4	1	5	13	33	46
Crowley .....		5	37½	42½	11	14½	25½	16	52	68
Custer .....		2	27	29	3	2	5	5	29	34
Delta .....		6	86	92	28	33	61	34	119	153
Denver .....		31	819	850	204	552	757	235	1,372	1,607
Dolores .....		2	17	19	2		2	4	17	21
Douglas .....		5	45	50	4	6	10	9	51	60
Eagle .....	1	1	45	46	8	8	16	9	54	63
Elbert .....		11	87	98	8	12	20	19	99	118
El Paso .....	10	18	198	216	68	114	182	86	322	408
Fremont .....		13	101	114	30	47	77	43	148	191
Garfield .....		11	84	95	20	27	47	31	111	142
Gilpin .....		1	9	10	2	2	4	3	11	14
Grand .....		3	30	33	4	2	6	7	32	39
Gunnison .....	1	7	42	49	11	8	19	18	51	69
Hinsdale .....			6	6	2		2	2	6	8
Huerfano .....		15	136	151	8	18	26	23	154	177
Jackson .....		3	12	15	1	2	3	4	14	18
Jefferson .....	3	11	136	147	21	33	54	32	172	204
Kiowa .....		8	35	43	10	11	21	18	46	64
Kit Carson .....		14	94	108	22	22	44	36	116	152
Lake .....		1	18	19	5	9	14	6	27	33
La Plata .....		6	93	99	18	17	35	24	110	134
Larimer .....	4	10	197	207	41	78	119	51	279	330
Las Animas .....	4	38	266	304	29	38	67	67	308	375
Lincoln .....		20	86	106	16	12	28	36	98	134
Logan .....		14	163	177	30	42	72	44	205	249
Mesa .....		13	159	172	42	48	90	55	207	262
Mineral .....			5	5	1	1	2	1	6	7
Moffat .....		18	58	76	5	9	14	23	67	90
Montezuma .....		12	60	72	10	6	16	22	66	88
Montrose .....		12	84	96	11	13	24	23	97	120
Morgan .....		13	119	132	23	39	62	36	158	194
Otero .....	2	16	131	147	32	48	80	48	181	229
Ouray .....		2	15	17	2	4	6	4	19	23
Park .....		3	32	35	3	3	6	6	35	41
Phillips .....		10	52	62	8	13	21	18	65	83
Pitkin .....		3	17	20	2	2	4	5	19	24
Prowers .....		14	114	128	27	20	47	41	134	175
Pueblo .....	18	23	389	412	56	82	138	79	489	568
Rio Blanco .....			34	34	4	2	6	4	36	40
Rio Grande .....		5	59	64	15	25	40	20	84	104
Routt .....		10	96	106	10	22	32	20	118	138
Saguache .....		8	36	44	9	10	19	17	46	63
San Juan .....			6	6	3	3	6	3	9	12
San Miguel .....		2	28	30	4	2	6	6	30	36
Sedgwick .....		10	50	60	11	12	23	21	62	83
Summit .....			10	10	1	3	4	1	13	14
Teller .....		2	20	22	3	10	13	5	30	35
Washington .....		28	112	140	13	19	32	41	131	172
Weld .....		66	444	510	86	112	198	152	556	708
Yuma .....		38	131	169	21½	20½	42	59½	151½	211
Totals .....	47	676½	6,063	6,712½	1,191½	1,875	3,066½	1,868	7,958	9,826

## QUALIFICATIONS OF TEACHERS—1931

COUNTY	Number with Life Certificate	Number with Limited State Certificate	Number with Degree	Number with Normal Training	County Certificates		
					1st	2nd	3rd
Adams .....	101	53	67	3	39	16	4
Alamosa .....	34	16	31	1	2	..	..
Arapahoe .....	94	56	87	60	29	7	1
Archuleta .....	9	14	5	40	8	12	1
Baca .....	21	35	10	..	43	27	5
Bent .....	34	36	5	..	19	20	1
Boulder .....	164	113	70	127	23	17	3
Chaffee .....	18	30	20	45	6	8	2
Cheyenne .....	14	3	..	..	19	9	1
Clear Creek.....	11	10	11	26	3	2	..
Conejos .....	41	22	30	114	22	32	1
Costilla .....	13	3	..	44	14	12	2
Crowley .....	32	22	28	45	10	3	1
Custer .....	6	2	4	..	6	8	7
Delta .....	93	42	66	81	5	16	1
Denver .....	992	392	236	..	2	1	..
Dolores .....	4	1	1	14	5	10	..
Douglas .....	24	11	13	34	15	10	..
Eagle .....	27	12	16	55	16	6	1
Elbert .....	23	19	15	..	25	35	..
El Paso.....	204	118	180	269	20	17	1
Fremont .....	68	19	57	188	12	14	9
Garfield .....	51	51	57	96	24	14	..
Gilpin .....	5	3	..	..	..	4	2
Grand .....	8	16	8	22	5	7	..
Gunnison .....	36	18	29	33	3	7	2
Hinsdale .....	7	2	..	9	1	1	..
Huerfano .....	58	44	33	179	32	42	3
Jackson .....	2	7	6	14	3	4	2
Jefferson .....	93	56	71	159	36	16	1
Kiowa .....	12	5	10	..	19	16	..
Kit Carson.....	33	35	34	121	42	33	1
Lake .....	20	12	26	5	3	3	..
La Plata.....	32	43	36	137	29	26	3
Larimer .....	142	80	127	200	32	19	7
Las Animas.....	169	96	95	158	52	71	6
Lincoln .....	37	31	34	..	25	29	5
Logan .....	100	55	75	249	41	45	3
Mesa .....	144	49	134	265	38	30	2
Mineral .....	2	5	2	6	..	..	..
Moffat .....	17	19	22	92	29	27	..
Montezuma .....	29	25	23	..	18	6	5
Montrose .....	64	20	33	54	15	12	4
Morgan .....	84	57	69	137	35	22	2
Otero .....	112	90	83	235	26	7	..
Ouray .....	11	2	4	..	4	7	..
Park .....	5	16	3	42	10	11	..
Phillips .....	20	18	22	75	22	23	1
Pitkin .....	8	6	4	8	5	6	..
Prowers .....	40	66	12	175	26	26	3
Pueblo .....	345	137	208	23	32	23	6
Rio Blanco.....	14	12	12	14	6	11	3
Rio Grande.....	41	25	36	75	4	4	1
Routt .....	42	44	35	62	23	17	1
Saguache .....	37	22	28	71	7	5	1
San Juan .....	5	7	8	12	1	..	..
San Miguel.....	5	11	5	7	8	..	1
Sedgwick .....	29	26	31	21	10	9	..
Summit .....	6	6	7	11	1	2	1
Teller .....	12	16	17	7	5	1	1
Washington .....	30	13	32	..	57	38	1
Weld .....	397	120	280	430	48	47	1
Yuma .....	63	60	53	92	50	43	..
Totals .....	4,394	2,455	2,756	4,388	1,175	988	110



## QUALIFICATIONS OF TEACHERS—1932

COUNTY	Number with Life Certificate	Number with Limited State Certificate	Number with Degree	Number with Normal Training	County Certificates		
					1st	2nd	3rd
Adams .....	107	52	66	108	33	18	..
Alamosa .....	37	20	20	47	3	1	1
Arapahoe .....	106	70	103	164	25	9	1
Archuleta .....	7	13	7	36	10	6	1
Baca .....	18	54	..	..	37	34	3
Bent .....	37	35	2	32	21	13	2
Boulder .....	164	92	87	121	30	10	3
Chaffee .....	32	24	22	31	10	4	..
Cheyenne .....	21	19	17	13	21	9	1
Clear Creek .....	12	10	12	25	2	2	..
Conejos .....	34	28	28	104	18	32	..
Costilla .....	12	7	3	44	4	21	1
Crowley .....	28	22	27	47	8	6	..
Custer .....	9	4	3	..	7	10	1
Delta .....	82	47	67	86	10	6	..
Denver .....	1,038	335	1,186	230	4	..	..
Dolores .....	4	1	2	21	8	9	..
Douglas .....	23	11	12	27	19	6	1
Eagle .....	28	12	10	52	17	4	1
Elbert .....	24	13	3	..	34	24	7
El Paso .....	208	123	198	408	22	10	3
Fremont .....	104	51	59	191	12	18	..
Garfield .....	70	50	68	44	21	11	..
Gilpin .....	6	..	3	..	2	3	..
Grand .....	12	10	9	16	8	7	..
Gunnison .....	38	8	32	32	6	6	..
Hinsdale .....	6	..	3	6	1	..	..
Huerfano .....	54	50	..	177	32	36	5
Jackson .....	5	7	8	18	2	4	..
Jefferson .....	104	59	70	144	23	17	..
Kiowa .....	12	7	15	..	20	10	..
Kit Carson .....	34	35	32	86	48	34	1
Lake .....	19	13	23	5	2	..	..
La Plata .....	45	39	40	134	25	22	3
Larimer .....	172	97	135	119	35	17	1
Las Animas .....	166	66	106	134	60	68	13
Lincoln .....	39	31	31	..	35	26	2
Logan .....	107	58	83	249	46	32	1
Mesa .....	158	51	135	255	30	20	2
Mineral .....	2	4	..	..	1	..	..
Moffat .....	11	23	33	90	33	18	..
Montezuma .....	29	29	19	88	18	11	1
Montrose .....	60	22	11	22	20	11	2
Morgan .....	89	55	24	..	33	17	..
Otero .....	118	74	106	229	31	5	1
Ouray .....	17	..	..	..	5	1	..
Park .....	12	6	6	47	16	7	..
Phillips .....	22	19	22	73	21	18	3
Pitkin .....	5	10	9	14	6	4	..
Prowers .....	46	69	56	156	30	26	1
Pueblo .....	352	141	202	62	26	25	2
Rio Blanco .....	13	14	12	22	8	6	..
Rio Grande .....	55	34	53	104	3	3	..
Routt .....	43	48	39	58	29	15	2
Saguache .....	30	12	21	30	3	7	..
San Juan .....	4	6	8	12	2	..	..
San Miguel .....	16	4	7	23	11	6	..
Sedgwick .....	26	31	32	78	11	14	..
Summit .....	7	4	7	8	1	2	1
Teller .....	10	18	18	5	5	1	1
Washington .....	35	16	33	..	48	39	1
Weld .....	409	146	303	325	39	40	2
Yuma .....	63	58	54	94	55	36	..
Totals .....	4,656	2,474	3,802	4,747	1,296	877	71

## BUILDING AND GROUNDS—1931

Number of Schools (Count a High School, an Elementary School, and a Kindergarten Housed in the Same Building as Three Schools).

COUNTY	NUMBER OF SCHOOL HOUSES			Total	Number of Schools (Count a High School, an Elementary School, and a Kindergarten Housed in the Same Building as Three Schools).					Total Number Schools
	Number of Sod, Adobe or Log	Number of Frame	Number of Brick, Cement, Stucco or Stone		Senior High Schools	Junior High Schools	Elementary Schools	Kindergarten Schools	Rural Schools	
Adams		40	39	79	6	1	6	1	65	79
Alamosa	1	6	13	20	3	3	11		6	23
Arapahoe		20	27	47	4	3	16		26	49
Archuleta	2	22	4	28	1	1	4		21	27
Baca	1	52	32	85	8	4	11		69	92
Bent	2	25	21	48	3	2	5		39	49
Boulder		31	43	76	7	6	19	2	33	72
Chaffee	2	13	16	31	2	1	3		25	31
Cheyenne		40	6	46	3		4		22	29
Clear Creek		4	6	10	2	1	2		7	12
Conejos	15	6	13	34	8		18		13	39
Costilla	10	4	4	18	2	5	12		6	25
Crowley		12	8	20	4	3	7		7	21
Custer	7	11	4	22	1	1	2		20	24
Delta		18	21	39	6	2	15		17	40
Denver		6	89	95	5	10	62			77
Dolores	5	12	1	18	2		2		14	18
Douglas	1	25	10	36	2		5		29	36
Eagle	6	27	3	36	6		6	1	26	39
Elbert		77	9	86	5		5		76	89
El Paso	1	43	42	86	22	6	40	13	18	99
Fremont	7	13	31	51	4	2	22		23	51
Garfield	2	40	15	57	6	1	8		42	57
Gilpin	1	8	3	12	1		2		5	8
Grand	8	14	2	24	2	1	6		18	27
Gunnison	6	23	7	36	4	3	4	1	29	41
Hinsdale		3	1	4	1		1		3	5
Huerfano	27	26	27	80	4	2	22	3	51	82
Jackson	3	7		10	1		2		8	11
Jefferson	1	27	31	59	4	5	12	3	43	67
Kiowa		17	10	27	7		7		17	31
Kit Carson	3	77	10	90	7	11	11		75	104
Lake	1	13	3	17	2		3		12	17
La Plata	5	40	17	62	4	7	13		42	66
Larimer	8	25	40	73	8	6	29	2	39	84
Las Animas	29	61	73	163	10	4	48	6	101	169
Lincoln	1	68	12	81	9	1	10		61	81
Logan		76	16	92	13	2	14		69	98
Mesa	6	44	19	69	8	1	19		39	67
Mineral		2	1	3	1		1		1	3
Moffat	16	47	4	67	1	1	3		62	67
Montezuma		32	8	40	3	3	3		34	43
Montrose	3	14	23	40	3		8		26	37
Morgan		50	13	63	6	1	12		39	58
Otero	2	12	28	42	6	4	14	2	21	47
Ouray	2	11	2	15	2	2	3		12	19
Park	5	27	4	36	5		7		26	38
Phillips		29	8	37	5		6		29	40
Pitkin		9	4	13	1	1	1		9	12
Prowers	3	36	30	69	5	5	9		53	72
Pueblo	2	36	64	102	15	4	37	14	41	111
Rio Blanco	7	23	3	33	1		1		31	33
Rio Grande	3		12	18	4	1	8		3	16
Routt	17	43	6	66	5	2	7		54	68
Saguache	4	11	8	23	4	2	7		12	25
San Juan		4	1	5	1		2			3
San Miguel	2	18	2	22	2		2		20	24
Sedgwick		23	9	32	3		5		24	32
Summit	1	6	2	9	2	1	3		6	12
Teller	1	11	2	14	3	3	3		6	15
Washington		116	7	123	9		10	1	103	123
Weld	2	114	106	222	30	25	62	2	111	230
Yuma		129	9	138	10		5		121	136
Totals	233	1,882	1,084	3,199	324	150	710	51	2,065	3,300

## BUILDING AND GROUNDS—1932

Number of Schools (Count a High School, an Elementary School, and a Kindergarten Housed in the Same Building as Three Schools).

COUNTY	NUMBER OF SCHOOL HOUSES			Number of Schools (Count a High School, an Elementary School, and a Kindergarten Housed in the Same Building as Three Schools).						
	Number of Sod, Adobe or Log	Number of Frame	Number of Brick, Cement, Stucco or Stone	Total	Senior High Schools	Junior High Schools	Elementary Schools	Kindergarten Schools	Rural Schools	Total Number Schools
Adams .....	46	37	83	7	3	12	1	64	87	
Alamosa .....	Incomplete									
Arapahoe .....	16	35	51	5	6	13	1	26	51	
Archuleta .....	3	21	28	1	..	3	..	23	27	
Baca .....	..	53	32	85	8	5	10	..	68	
Bent .....	2	21	24	47	3	1	4	..	38	
Boulder .....	1	31	46	78	6	5	17	2	37	
Chaffee .....	..	14	16	30	2	1	3	..	25	
Cheyenne .....	..	34	6	40	3	..	3	..	24	
Clear Creek.....	..	5	6	11	2	1	2	..	8	
Conejos .....	15	6	13	34	8	..	18	..	13	
Costilla .....	12	3	4	19	2	4	12	..	6	
Crowley .....	..	9	9	18	4	4	6	..	8	
Custer .....	7	10	4	21	1	1	2	..	20	
Delta .....	..	16	21	37	6	4	10	..	18	
Denver .....	..	6	90	96	5	10	62	..	77	
Dolores .....	4	13	1	18	2	..	2	..	14	
Douglas .....	2	23	10	35	2	..	5	..	29	
Eagle .....	10	27	2	39	6	..	6	1	28	
Elbert .....	..	77	9	86	5	..	7	..	76	
El Paso.....	1	38	44	83	22	6	37	14	16	
Fremont .....	8	17	33	58	4	3	23	..	21	
Garfield .....	6	39	10	55	6	1	6	..	44	
Gilpin .....	1	8	3	12	1	..	2	..	8	
Grand .....	9	13	3	25	3	..	7	..	18	
Gunnison .....	6	24	6	36	3	2	5	1	25	
Hinsdale .....	..	3	1	4	1	..	1	..	3	
Huerfano .....	33	23	23	79	5	2	16	1	57	
Jackson .....	3	6	1	10	1	..	1	..	8	
Jefferson .....	2	25	30	57	6	6	12	3	40	
Kiowa .....	..	17	10	27	7	..	7	..	18	
Kit Carson.....	5	76	8	89	6	13	14	..	68	
Lake .....	1	10	3	14	2	..	3	..	9	
La Plata .....	4	42	18	64	5	4	11	..	44	
Larimer .....	9	27	37	73	9	3	18	2	49	
Las Animas.....	30	58	74	162	9	2	44	7	106	
Lincoln .....	1	68	12	81	10	..	10	..	61	
Logan .....	..	70	20	90	13	2	14	..	67	
Mesa .....	5	43	23	71	10	2	18	..	39	
Mineral .....	..	2	1	3	1	..	1	..	1	
Moffat .....	14	49	4	67	1	1	3	..	57	
Montezuma .....	1	37	2	40	3	..	4	..	34	
Montrose .....	3	18	23	44	3	..	6	..	26	
Morgan .....	..	48	13	61	6	1	13	..	38	
Otero .....	2	12	28	42	6	4	13	2	18	
Ouray .....	2	10	3	15	2	..	3	..	10	
Park .....	4	26	3	34	7	..	6	..	24	
Phillips .....	..	30	8	38	4	..	6	..	30	
Pitkin .....	..	9	3	12	1	..	1	..	10	
Prowers .....	1	34	35	70	5	5	10	..	52	
Pueblo .....	2	32	66	100	13	7	36	17	42	
Rio Blanco.....	6	23	4	32	1	..	1	..	31	
Rio Grande.....	3	3	12	18	3	..	6	..	3	
Routt .....	19	50	6	75	5	2	8	..	53	
Saguache .....	4	13	6	23	3	2	7	..	12	
San Juan.....	..	1	1	2	1	..	2	..	3	
San Miguel.....	3	19	2	24	2	..	2	..	22	
Sedgwick .....	..	24	7	31	3	..	4	..	25	
Summit .....	1	6	2	9	2	1	3	..	6	
Teller .....	1	12	2	15	3	3	5	..	7	
Washington .....	..	119	7	126	9	..	5	..	111	
Weld .....	4	92	107	203	30	22	59	2	104	
Yuma .....	..	123	14	137	10	..	8	..	119	
Totals .....	250	1,830	1,087	3,167	327	139	658	54	2,061	3,239

## BUILDINGS AND GROUNDS—1931

COUNTY	Value of School Buildings	Value of School Grounds	Value of School Equipment	Total Valuation School Property	Amount Invested in School Property Per Pupil Enrolled
Adams .....	\$ 859,485.00	\$ 201,265.00	\$ 100,680.00	\$ 1,161,430.00	\$215.20
Alamosa .....	352,751.35	35,690.00	54,229.53	442,670.88	185.70
Arapahoe .....	874,300.00	125,164.00	108,980.45	1,108,444.45	213.75
Archuleta .....	136,864.25	20,278.00	29,784.62	186,926.87	196.15
Baca .....	342,699.00	11,924.00	48,791.10	403,414.10	118.12
Bent .....	329,081.77	19,940.00	47,470.00	396,491.77	150.35
Boulder .....	1,423,238.00	178,078.00	149,614.00	1,750,930.00	222.60
Chaffee .....	253,150.00	12,125.00	34,910.00	300,185.00	176.20
Cheyenne .....	249,500.00	16,416.50	56,895.00	322,811.50	287.25
Clear Creek.....	146,400.00	8,635.00	12,425.00	167,460.00	396.50
Conejos .....	283,650.00	10,725.00	51,000.00	345,375.00	115.00
Costilla .....	81,475.00	5,775.00	11,450.00	98,700.00	63.60
Crowley .....	393,580.00	15,875.00	36,000.00	445,455.00	272.28
Custer .....	60,150.00	3,770.00	11,848.95	75,768.95	167.25
Delta .....	630,934.00	37,705.00	71,142.95	739,781.95	169.54
Denver .....	16,884,048.58	2,751,993.61	1,953,866.25	21,589,908.44	337.65
Dolores .....					
Douglas .....	168,021.23	8,241.00	18,269.00	194,531.23	220.30
Eagle .....	156,376.00	10,665.00	43,406.00	210,447.00	200.00
Elbert .....	200,062.00	5,225.00	39,268.00	244,555.00	160.57
El Paso.....	2,725,004.93	458,747.96	340,225.20	3,523,978.09	322.03
Fremont .....	950,124.52	33,485.00	109,135.00	1,092,744.52	249.00
Garfield .....	611,375.00	114,545.00	87,063.00	812,983.00	314.00
Gilpin .....	46,040.00	2,155.00	6,450.00	54,645.00	241.80
Grand .....	61,400.00	3,185.00	13,435.00	78,020.00	144.00
Gunnison .....	477,367.34	13,075.00	30,855.00	521,297.34	385.55
Hinsdale .....	11,000.00	1,050.00	1,000.00	13,050.00	124.00
Huerfano .....	444,400.00	19,365.00	40,550.00	504,315.00	107.00
Jackson .....	31,475.00	2,325.00	10,950.00	44,750.00	159.25
Jefferson .....	965,462.00	73,675.00	141,999.00	1,181,136.00	233.46
Kiowa .....	207,615.00	8,080.00	30,681.00	246,376.00	221.00
Kit Carson.....	387,066.43	12,451.00	71,107.14	470,624.57	119.81
Lake .....	117,401.00	6,250.00	28,767.00	146,793.00	167.00
La Plata.....	613,825.75	58,858.00	62,117.39	734,801.14	204.15
Larimer .....	1,533,566.75	224,876.40	175,003.60	1,933,446.75	221.95
Las Animas.....	1,111,055.00	106,310.25	138,448.80	1,355,814.05	140.12
Lincoln .....	380,950.00	10,688.00	64,071.00	455,709.00	175.07
Logan .....	857,825.05	79,262.00	164,270.00	1,101,357.05	198.00
Mesa .....	1,072,950.00	92,501.00	167,125.00	1,332,576.00	190.00
Mineral .....	8,000.00	800.00	1,300.00	10,100.00	85.00
Moffat .....	145,035.00	10,050.00	29,120.00	184,205.00	143.90
Montezuma .....	193,575.00	19,735.00	40,950.00	254,260.00	120.45
Montrose .....	486,100.00	26,855.00	75,375.00	588,330.00	172.37
Morgan .....	1,031,617.00	83,930.00	124,857.00	1,240,404.00	147.10
Otero .....	1,252,231.79	107,087.00	148,111.40	1,507,430.19	214.45
Ouray .....	45,687.00	2,760.00	8,115.00	56,562.00	151.90
Park .....	56,275.00	5,100.00	9,945.00	71,320.00	200.00
Phillips .....	305,800.00	22,830.00	40,455.00	369,085.00	217.10
Pitkin .....	62,200.00	8,900.00	10,026.00	81,126.00	260.80
Prowers .....	678,029.35	27,336.00	84,299.35	789,664.70	175.40
Pueblo .....	3,812,936.62	351,345.08	475,330.39	4,639,612.09	316.20
Rio Blanco.....	164,235.00	12,880.00	21,225.00	198,340.00	283.00
Rio Grande.....	440,888.80	28,850.00	109,350.00	579,088.80	203.50
Routt .....	475,918.11	25,930.00	60,974.51	562,822.62	231.33
Saguache .....	283,175.13	10,050.00	54,600.00	347,825.13	181.35
San Juan.....	60,000.00	10,000.00	1,000.00	71,000.00	245.00
San Miguel.....	188,530.39	3,595.00	16,351.34	208,476.73	345.15
Sedgwick .....	476,921.95	27,953.21	65,646.62	570,521.78	323.83
Summit .....	114,100.00	1,700.00	14,200.00	130,000.00	669.00
Teller .....	88,050.00	1,150.00	9,525.00	98,725.00	122.00
Washington .....	388,025.00	23,843.00	61,972.00	473,840.00	173.00
Weld .....	3,181,017.45	185,065.29	421,105.52	3,787,188.26	207.30
Yuma .....	807,316.00	27,802.00	170,707.00	1,005,825.00	248.30
Totals .....	\$51,177,334.54	\$ 5,820,296.30	\$ 6,617,825.11	\$63,615,455.95	Avg. \$244.08

## BUILDINGS AND GROUNDS—1932

COUNTY	Value of School Buildings	Value of School Grounds	Value of School Equipment	Total Valuation School Property	Amount Invested in School Property Per Pupil Enrolled
Adams	\$ 896,485.00	\$ 201,315.00	\$ 74,080.00	\$ 1,171,880.00	\$214.00
Alamosa	352,750.00	35,740.00	54,179.00	442,669.00	188.00
Arapahoe	785,243.75	98,984.99	73,143.97	957,372.71	163.00
Archuleta	137,564.25	20,578.00	30,359.12	188,501.37	208.00
Baca	351,200.00	11,198.50	50,181.32	412,579.82	123.00
Bent	328,985.77	19,430.00	46,029.00	394,444.77	163.00
Boulder	1,401,234.25	177,098.00	142,611.00	1,720,943.25	219.00
Chaffee	266,850.00	12,375.00	38,960.00	318,685.00	187.93
Cheyenne	249,500.00	9,416.00	56,895.00	315,811.00	282.50
Clear Creek	147,400.00	8,635.00	12,925.00	168,960.00	368.10
Conejos	283,650.00	10,725.00	51,000.00	345,375.00	113.00
Costilla	82,975.00	6,775.00	11,650.00	101,400.00	64.00
Crowley	392,180.00	15,875.00	30,850.00	438,905.00	408.00
Custer	50,250.00	2,980.00	10,907.50	64,137.50	150.00
Delta	630,934.00	37,705.00	71,142.95	739,781.95	189.74
Denver	17,237,546.38	2,602,660.19	2,032,360.70	21,872,567.27	343.00
Dolores	19,250.00	955.00	2,875.00	23,080.00	64.00
Douglas	166,380.92	3,461.00	21,144.74	195,986.66	233.70
Éagle	156,726.00	8,915.00	41,951.00	207,592.00	209.90
Elbert	199,162.00	5,215.00	39,068.00	243,445.00	163.05
El Paso	2,731,594.05	458,947.96	326,054.05	3,516,596.06	323.82
Fremont	949,915.00	33,840.00	111,259.89	1,095,014.89	204.11
Garfield	647,200.00	110,670.00	87,145.00	845,015.00	328.00
Grant	45,390.00	2,035.00	6,350.00	53,775.00	193.00
Grand	74,650.00	4,375.00	13,735.00	92,760.00	167.00
Gunnison	477,967.34	13,165.00	31,755.00	522,887.34	373.00
Hinsdale	11,000.00	1,050.00	1,050.00	13,100.00	135.00
Huerfano	448,400.00	19,715.00	40,300.00	508,415.00	113.00
Jackson	26,475.00	3,125.00	9,075.00	38,675.00	155.00
Jefferson	938,828.00	73,915.00	141,649.00	1,154,392.00	221.00
Kiowa	205,015.00	6,255.00	31,150.00	242,420.00	203.00
Kit Carson	366,903.00	16,365.00	72,380.00	455,648.00	121.00
Lake	117,401.00	6,250.00	28,767.20	146,793.20	181.00
La Plata	612,810.75	62,633.00	60,667.00	736,110.75	209.00
Larimer	1,426,141.77	203,111.47	162,812.78	1,792,066.02	182.76
Las Animas	1,116,455.00	106,310.25	138,448.80	1,361,214.05	144.00
Lincoln	380,950.00	10,688.00	64,071.00	455,709.00	161.00
Logan	853,315.00	78,734.00	163,407.00	1,095,456.00	201.55
Logansport	926,700.00	95,910.00	128,853.00	1,151,463.00	153.00
Mineral	8,000.00	800.00	1,300.00	10,100.00	.....
Monte Vista	141,700.00	7,320.00	28,700.00	177,720.00	139.00
Montezuma	192,140.00	20,035.00	43,775.00	255,950.00	119.00
Montrose	487,600.00	26,855.00	75,875.00	590,330.00	182.00
Morgan	1,015,917.00	78,580.00	138,249.00	1,232,746.00	235.00
Morrito	1,231,018.95	106,387.00	154,480.11	1,491,886.06	208.78
Natron	61,187.00	3,360.00	12,615.00	77,162.00	186.85
Natural	56,275.00	5,100.00	9,945.00	71,320.00	184.00
Phillips	291,850.00	22,512.50	37,415.00	351,777.50	212.00
Pitkin	62,200.00	8,900.00	10,026.00	81,126.00	271.00
Prowers	642,629.35	24,537.00	79,325.48	746,491.63	173.00
Pueblo	3,900,006.75	358,575.97	471,680.96	4,730,263.68	326.50
Rio Blanco	164,235.00	12,880.00	21,225.00	198,340.00	314.00
Rio Grande	537,888.80	32,850.00	121,750.00	692,488.80	300.00
Salt	473,568.11	23,364.00	61,297.86	558,229.97	212.00
Saguache	283,175.00	10,050.00	54,600.00	347,825.00	237.00
Santa Ana	60,000.00	10,000.00	1,000.00	71,000.00	314.00
Santa Cruz	188,630.39	3,605.00	16,451.34	208,686.73	345.00
Sedgewick	474,729.79	28,228.21	114,878.95	617,836.95	265.00
Summit	113,800.00	1,500.00	14,100.00	129,400.00	681.00
Teller	86,550.00	1,050.00	9,500.00	97,100.00	116.00
Terrace	340,555.00	9,845.00	53,345.00	403,745.00	147.00
Weld	3,184,817.45	185,829.42	442,205.52	3,812,852.39	209.00
Windsor	412,750.00	8,700.00	39,950.00	461,400.00	171.00
Totals	\$50,904,601.82	\$ 5,587,870.46	\$ 6,524,933.24	\$63,017,405.52	Avg. \$244.40

## BUILDINGS AND GROUNDS—1931

COUNTY	NUMBER OF SCHOOL BUILDINGS IN			NUMBER OF BUILDINGS HEATED BY			NUMBER OF ROOMS WITH			
	Good Condition	Fair Condition	Poor Condition	Steam	Hot Air Furnace	Jacketed Stove	Ordinary Stove	Adjustable Desks	Single Non-Adjustable Desks	Double Non-Adjustable Desks
Adams .....	55	22	2	17	15	25	20	46	134	6
Alamosa .....	5	15	1	7	5	3	8	33	121	...
Arapahoe .....	33	19	4	11	17	7	10	35	108	6
Archuleta .....	13	11	3	1	2	5	18	15	12	10
Baca .....	34	39	13	7	2	23	55	5	49	51
Bent .....	23	24	7	7	5	13	23	22	51	6
Boulder .....	62	16	11	27	22	18	11	65	311	28
Chaffee .....	23	21	4	6	1	11	12	11	51	3
Cheyenne .....	17	20	9	4	..	6	22	9	44	...
Clear Creek .....	6	1	..	4	..	2	3	...	12	1
Conejos .....	16	18	..	9	1	7	17	30	66	9
Costilla .....	15	1	1	1	4	1	14	9	20	10
Crowley .....	10	9	..	8	4	..	7	15	18	3
Custer .....	10	9	3	..	2	7	13	16	6	5
Delta .....	26	13	3	13	9	13	6	3	1,478	2
Denver .....	95	..	..	89	6	..	..	8,039	48,930	...
Dolores .....	11	..	6	1	..	..	17	...	10	...
Douglas .....	26	25	7	5	2	10	18	19	25	7
Eagle .....	16	17	8	8	..	8	22	14	39	5
Elbert .....	60	23	2	8	7	53	17	4	80	27
El Paso .....	58	21	7	46	12	16	12	121	185	7
Fremont .....	46	11	1	16	4	23	14	25	143	...
Garfield .....	27	28	3	14	5	20	19	34	80	4
Gilpin .....	10	2	2	2	..	3	8	16	12	...
Grand .....	15	7	2	1	4	8	11	10	19	3
Gunnison .....	17	13	8	7	3	8	17	27	32	5
Hinsdale .....	3	..	..	1	..	..	2	..	96	...
Huerfano .....	35	33	12	9	11	23	37	32	35	7
Jackson .....	1	..	..	1	..	..	..	25	25	...
Jefferson .....	47	11	..	16	12	23	9	33	144	2
Kiowa .....	12	15	..	6	5	13	8	11	49	13
Kit Carson .....	53	28	17	7	12	50	17	77	43	15
Lake .....	17	..	..	6	..	4	7	498	880	13
La Plata .....	34	24	4	10	7	35	11	21	63	2
Larimer .....	56	13	4	147	20	7	22	50	121	4
Las Animas .....	72	79	16	34	8	36	91	120	180	22
Lincoln .....	58	18	5	10	6	61	..	40	89	..
Logan .....	72	62	24	13	17	44	25	95	73	20
Mesa .....	44	18	7	28	14	14	13	17	140	10
Mineral .....	1	1	1	..	..	..	3	1	5	...
Moffat .....	44	18	5	2	4	14	48	5	64	...
Montezuma .....	20	20	..	..	..	..	..	..	..	5
Montrose .....	28	12	2	12	2	6	15	24	69	2
Morgan .....	25	30	2	13	8	17	18	105	48	4
Otero .....	26	14	2	18	9	5	10	63	153	...
Ouray .....	11	4	..	2	..	3	8	10	..	15
Park .....	15	18	1	7	2	2	23	11	19	3
Phillips .....	20	18	..	6	11	14	7	47	26	7
Pitkin .....	3	9	..	1	1	2	9	..	11	...
Prowers .....	30	36	3	13	10	11	28	33	97	25
Pueblo .....	71	38	14	49	40	14	24	77	312	10
Rio Blanco .....	33	..	..	1	1	23	8	25	28	...
Rio Grande .....	12	6	..	11	..	5	2	20	57	...
Routt .....	28	33	4	8	4	19	34	16	81	8
Saguache .....	15	7	5	4	1	5	13	140	120	...
San Juan .....	2	..	3	1	..	1	..	1	10	...
San Miguel .....	19	5	6	..	..	4	15	..	729	45
Sedgwick .....	23	10	..	8	14	8	4	30	42	2
Summit .....	11	..	2	2	3	3	4	4	11	3
Teller .....	4	12	..	3	..	..	14	..	20	...
Washington .....	125	123	32	3	14	50	47	61	52	29
Weld .....	153	93	18	73	39	47	40	345	587	24
Yuma .....	70	59	9	9	20	55	56	65	62	54
Totals .....	2,024	1,252	305	853	427	908	1,063	10,725	56,577	542

## BUILDINGS AND GROUNDS—1932

COUNTY	NUMBER OF SCHOOL BUILDINGS IN				NUMBER OF BUILDINGS HEATED BY			NUMBER OF ROOMS WITH		
	Good Condition	Fair Condition	Poor Condition	Steam	Hot Air Furnace	Jacketed Stove	Ordinary Stove	Adjustable Desks	Single Non-Adjustable Desks	Double Non-Adjustable Desks
Adams .....	62	19	2	20	13	19	29	65	130	4
Alamosa .....	6	10	5	5	..	11	4	15	60	8
Arapahoe .....	38	32	1	17	12	8	12	50	143	..
Archuleta .....	11	10	6	..	2	5	18	19	9	12
Baca .....	44	34	6	8	1	31	49	13	89	40
Bent .....	20	29	3	7	7	15	18	32	141	28
Boulder .....	51	24	2	22	21	16	7	95	3,144	10
Chaffee .....	15	13	1	4	1	13	11	11	43	9
Cheyenne .....	17	19	..	4	..	6	22	9	44	..
Clear Creek.....	6	8	..	2	..	4	2	..	24	..
Conejos .....	14	21	..	9	1	9	18	28	76	8
Costilla .....	12	3	2	..	3	..	15	4	28	12
Crowley .....	11	7	..	8	4	2	4	2	18	2
Custer .....	4	14	3	1	1	7	12	6	16	5
Delta .....	21	14	2	12	7	11	6	4	112	3
Denver .....	96	..	..	90	6	..	..	1,096	451	..
Dolores .....	17	..	1	1	..	2	14	..	17	2
Douglas .....	20	13	2	5	2	10	18	16	29	6
Eagle .....	14	22	6	8	..	11	18	15	41	4
Elbert .....	57	24	2	4	7	30	40	9	68	25
El Paso.....	62	20	1	46	14	14	9	97	202	8
Fremont .....	44	11	..	15	3	21	13	24	139	..
Garfield .....	23	29	3	11	3	25	16	33	72	6
Gilpin .....	11	1	1	2	..	1	9	..	..	18
Grand .....	18	4	3	2	3	7	13	13	22	2
Gunnison .....	18	8	8	8	2	7	15	23	41	3
Hinsdale .....	..	..	..	..	..	..	..	..	..	..
Huerfano .....	40	32	7	7	10	8	54	6	158	3
Jackson .....	3	4	3	2	..	4	4	240	209	..
Jefferson .....	43	13	1	17	11	17	12	39	133	3
Kiowa .....	8	11	10	5	5	19	..	2	62	..
Kit Carson.....	43	35	5	7	6	38	24	86	34	20
Lake .....	14	..	..	5	1	..	8	..	..	..
La Plata.....	37	18	8	9	10	25	20	30	86	6
Larimer .....	72	15	6	28	16	9	26	43	89	2
Las Animas.....	80	64	20	30	10	31	93	97	280	22
Lincoln .....	59	18	4	10	6	61	..	40	89	..
Logan .....	65	75	14	19	10	39	27	76	106	22
Mesa .....	46	21	4	33	12	11	16	50	191	1
Mineral .....	1	1	1	..	..	..	3	..	5	..
Moffat .....	49	14	4	2	4	44	19	..	..	..
Montezuma .....	20	24	..	6	2	13	23	18	56	12
Montrose .....	24	16	4	..	13	3	19	5	93	12
Morgan .....	25	29	2	11	10	14	21	22	50	2
Otero .....	27	12	3	18	8	7	9	60	157	1
Ouray .....	9	4	..	2	..	2	9	12	..	15
Park .....	14	14	6	..	2	12	22	15	9	11
Phillips .....	23	16	1	6	12	17	5	49	18	8
Pitkin .....	3	9	..	1	1	4	7	..	..	10
Prowers .....	37	27	6	13	8	18	29	29	77	24
Pueblo .....	65	25	7	48	15	18	17	75	248	11
Rio Blanco.....	33	..	..	1	1	23	8	25	29	..
Rio Grande.....	14	4	..	11	..	5	2	23	60	..
Routt .....	35	32	5	28	4	25	40	30	67	17
Saguache .....	16	5	2	3	4	7	10	25	33	12
San Juan.....	..	1	..	1	..	1	..	..	12	..
San Miguel.....	17	7	5	1	..	1	9	17	4	2
Sedgwick .....	21	11	..	75	14	10	2	804	631	58
Summit .....	11	..	2	1	4	3	4	2	11	6
Teller .....	4	11	1	3	..	2	12	..	35	..
Washington .....	66	59	1	4	17	65	40	49	66	29
Weld .....	129	79	8	61	37	41	39	199	328	24
Yuma .....	63	61	11	10	17	57	51	64	78	38
Totals .....	1,928	1,156	211	789	383	939	1,056	3,911	8,619	586

## BUILDINGS AND GROUNDS—1931

COUNTY	WATER SUPPLY			TOILETS		PLAY-GROUNDS	
	No. Buildings with Drinking Water on Grounds	No. Buildings with Fountains	No. Buildings with Provision for Washing	Number Buildings with Outside	Number Buildings with Inside	Number Buildings with Playground Equipment	Number with Shade Trees
Adams	29	23	31	57	11	23	21
Alamosa	12	11	10	13	4	14	15
Arapahoe	14	29	26	27	18	38	21
Archuleta	3	4	11	26	1	6	9
Baca	20	33	42	80	6	40	5
Bent	27	26	32	44	4	20	17
Boulder	39	40	48	46	24	45	59
Chaffee	15	9	28	24	5	14	14
Cheyenne	7	12	27	41	4	19	..
Clear Creek	1	5	2	3	4	8	8
Conejos	20	13	13	25	10	23	10
Costilla	1	8	5	17	..	7	1
Crowley	7	10	10	11	6	15	8
Custer	5	2	8	21	1	1	3
Delta	27	19	30	25	14	26	18
Denver	..	76	76	..	..	..	..
Dolores	6	1	1	9	1	3	13
Douglas	12	10	17	32	3	21	12
Eagle	8	15	20	32	6	13	8
Elbert	53	16	23	73	5	31	8
El Paso	50	41	65	41	29	53	45
Fremont	37	28	26	44	15	44	24
Garfield	24	27	32	44	12	27	22
Gilpin	12	3	12	9	2	1	5
Grand	6	13	18	21	4	10	6
Gunnison	11	13	23	26	8	10	8
Hinsdale	3	1	..	4	..	1	1
Huerfano	58	20	74	64	9	27	19
Jackson	..	1	1	..	1	..	..
Jefferson	20	32	43	35	20	35	29
Kiowa	21	2	28	20	10	19	10
Kit Carson	29	62	82	80	8	68	8
Lake	..	5	6	11	5	2	2
La Plata	40	23	53	53	7	42	31
Larimer	43	39	67	60	25	46	46
Las Animas	62	83	82	140	23	89	25
Lincoln	30	20	68	67	9	57	12
Logan	36	40	58	104	17	53	14
Mesa	22	31	40	48	16	46	40
Mineral	1	..	2	..	..	..	..
Moffat	23	9	58	65	2	16	12
Montezuma	22	15	41	38	4	21	18
Montrose	26	22	28	31	9	26	12
Morgan	31	20	32	42	14	43	22
Otero	24	23	27	22	20	29	32
Ouray	..	1	..	13	3	..	..
Park	4	9	25	33	..	7	4
Phillips	13	28	33	31	6	26	7
Pitkin	1	3	8	20	2	6	3
Prowers	33	51	59	56	11	41	23
Pueblo	52	66	76	58	47	78	58
Rio Blanco	4	2	4	33	2	10	5
Rio Grande	7	12	10	5	13	13	14
Routt	26	16	34	54	9	26	13
Saguache	7	14	10	18	8	9	6
San Juan	..	2	..	3	2	2	..
San Miguel	10	7	13	19	6	6	4
Sedgwick	16	18	23	50	7	15	3
Summit	..	5	6	14	1	3	2
Teller	3	5	9	11	5	..	..
Washington	42	32	55	220	3	52	5
Weld	98	145	172	162	85	175	94
Yuma	49	53	87	126	10	84	3
Totals	1,302	1,404	2,022	2,601	616	1,596	938



## BUILDINGS AND GROUNDS—1932

COUNTY	WATER SUPPLY			TOILETS		PLAY-GROUNDS	
	No. Buildings with Drinking Water on Grounds	No. Buildings with Fountains	No. Buildings with Provision for Washing	Number Buildings with Outside	Number Buildings with Inside	Number Buildings with Playground Equipment	Number with Shade Trees
Adams	40	28	41	67	14	38	26
Alamosa	9	11	9	15	6	12	10
Arapahoe	23	33	33	31	20	38	25
Archuleta	3	9	19	25	1	3	7
Baca	33	41	45	75	7	31	4
Bent	24	29	39	42	4	22	15
Boulder	37	43	50	42	28	46	49
Chaffee	16	9	17	25	4	9	12
Cheyenne	7	12	27	37	4	17	2
Clear Creek	4	6	4	6	2	7	6
Conejos	15	17	13	29	14	23	10
Costilla	1	7	..	28	..	9	1
Crowley	5	9	16	11	6	16	7
Custer	6	3	1	21	1	6	4
Delta	22	20	25	28	19	25	16
Denver	..	77	77	..	77	..	77
Dolores	4	1	1	16	1	8	14
Douglas	12	11	16	30	5	20	11
Eagle	6	18	20	26	7	13	11
Elbert	47	8	60	80	5	24	2
El Paso	45	44	64	39	28	51	43
Fremont	35	26	15	42	15	42	22
Garfield	24	21	34	46	9	23	15
Gilpin	3	3	12	10	2	1	4
Grand	8	10	20	22	4	12	5
Gunnison	10	10	20	24	10	6	6
Hinsdale	..	..	..	..	..	..	..
Huerfano	..	..	..	70	9	8	12
Jackson	2	6	5	8	2	4	..
Jefferson	19	35	45	41	20	40	38
Kiowa	17	3	26	27	2	25	6
Kit Carson	19	26	69	79	8	57	8
Lake	..	5	13	11	4	2	2
La Plata	36	23	49	54	7	45	28
Larimer	38	46	63	64	26	56	48
Las Animas	53	83	83	162	17	84	32
Lincoln	30	20	68	67	9	57	12
Logan	40	38	65	93	17	54	14
Mesa	26	39	45	43	25	62	50
Mineral	..	..	3	..	..	..	..
Moffat	37	2	67	66	2	3	12
Montezuma	25	15	27	39	4	16	18
Montrose	31	20	29	46	11	27	16
Morgan	25	22	38	40	13	40	18
Otero	21	24	27	22	20	28	32
Ouray	2	..	1	13	3	1	..
Park	5	10	30	84	..	5	..
Phillips	14	30	34	33	6	29	7
Pitkin	1	3	8	20	2	5	3
Prowers	28	42	62	57	12	40	22
Pueblo	42	67	75	51	46	72	50
Rio Blanco	4	2	4	33	2	10	5
Rio Grande	10	11	16	5	13	15	10
Routt	39	14	41	67	9	26	9
Saguache	8	11	8	15	5	10	6
San Juan	..	7	4	..	2	2	..
San Miguel	10	2	8	8	2	2	..
Sedgwick	18	19	22	50	11	18	3
Summit	..	4	7	14	1	3	3
Teller	4	3	6	16	..	4	..
Washington	44	40	64	117	7	60	4
Weld	93	125	159	143	54	139	69
Yuma	91	4	107	128	7	83	7
Totals	1,252	1,308	2,056	2,603	673	1,624	948

## STANDARDIZATION STATISTICS—1931

COUNTY	Library (No. of Volumes)	First Class Consolidated Centralized Junior High		Second Class Four to Six Rooms, Inclusive		Third Class Two or Three- Room Schools		Fourth Class One-Room Schools	
		Approved	Superior	Approved	Superior	Approved	Superior	Approved	Superior
Adams .....	12,048	..	..	..	1	11	3	3	2
Alamosa .....	7,392	2	1	2	1	4	2	1	..
Arapahoe .....	12,251	..	3	..	1	..	9	4	..
Archuleta .....	1,683	..	..	..	..	..	..	..	..
Baca .....	7,536	..	..	..	..	..	..	..	..
Bent .....	11,779	..	..	..	..	..	..	..	..
Boulder .....	18,940	..	..	..	..	..	..	..	..
Chaffee .....	6,472	..	..	1	..	1	..	3	..
Cheyenne .....	5,420	..	..	..	..	1	..	..	..
Clear Creek.....	6,864	..	..	..	..	..	..	..	..
Conejos .....	5,028	..	..	..	..	..	..	..	..
Costilla .....	1,874	..	..	..	..	11	..	2	..
Crowley .....	2,380	..	..	..	..	..	..	..	..
Custer .....	1,966	..	..	..	..	..	..	..	..
Delta .....	10,018	..	..	..	..	..	..	..	..
Denver .....	89,023	..	..	..	..	..	..	..	..
Dolores .....	..	..	..	..	..	..	..	..	..
Douglas .....	6,802	..	..	..	..	..	..	..	..
Eagle .....	7,501	..	..	..	..	..	..	..	..
Elbert .....	6,295	..	..	..	..	..	..	..	..
El Paso.....	37,264	..	..	..	..	..	..	..	..
Fremont .....	12,253	..	..	..	..	..	..	..	..
Garfield .....	13,889	3	..	5	..	3	..	30	..
Gilpin .....	2,879	..	..	..	..	3	..	4	..
Grand .....	3,554	..	..	..	..	3	1	11	..
Gunnison .....	6,878	..	..	..	..	..	..	..	..
Hinsdale .....	425	..	..	..	..	..	..	..	..
Huerfano .....	8,746	..	..	..	..	..	..	..	..
Jackson .....	4,000	..	..	..	..	..	..	..	..
Jefferson .....	14,157	..	..	..	..	..	..	..	..
Kiowa .....	4,402	..	..	..	..	..	..	..	..
Kit Carson.....	24,876	2	6	1	..	5	..	52	10
Lake .....	6,557	..	..	..	..	1	..	11	..
La Plata.....	8,387	..	..	3	2	5	6	20	4
Larimer .....	26,394	..	1	7	..	17	..	..	24
Las Animas.....	19,336	..	..	..	..	..	..	..	..
Lincoln .....	9,757	..	..	..	..	..	..	..	..
Logan .....	14,630	..	4	..	8	..	..	3	..
Mesa .....	14,187	20	..	3	..	13	..	6	..
Mineral .....	125	..	..	..	..	2	..	..	1
Moffat .....	5,326	..	..	..	..	..	..	32	2
Montezuma .....	8,307	..	..	..	..	..	..	..	..
Montrose .....	8,203	4	..	4	..	11	..	15	..
Morgan .....	16,734	..	..	..	..	..	..	..	..
Otero .....	23,803	1	16	..	4	7	2	12	..
Ouray .....	1,395	..	..	..	..	..	..	..	..
Park .....	1,721	..	..	..	..	2	3	5	..
Phillips .....	6,943	5	..	..	..	1	..	4	..
Pitkin .....	5,470	..	..	..	..	..	..	..	..
Prowers .....	20,637	..	..	..	..	..	..	..	..
Pueblo .....	26,936	..	..	..	..	..	..	..	..
Rio Blanco.....	4,355	..	..	..	..	..	..	..	..
Rio Grande.....	8,948	..	..	..	..	..	..	..	..
Routt .....	9,220	..	..	..	..	..	..	..	..
Saguache .....	8,817	..	..	..	2	4	1	8	..
San Juan.....	1,000	..	..	..	..	..	..	..	..
San Miguel.....	10,650	..	..	..	..	..	2	18	..
Sedgwick .....	5,098	..	..	..	..	..	..	..	..
Summit .....	7,940	..	..	1	..	3	..	5	..
Teller .....	3,714	..	..	..	..	..	..	..	..
Washington .....	10,895	..	..	..	..	..	..	..	..
Weld .....	54,173	..	..	..	..	..	..	..	..
Yuma .....	17,820	..	..	..	..	..	..	..	..
Totals .....	722,073	37	31	29	19	108	28	249	43



FINANCIAL STATISTICS—1931

Average  
Tax Levy  
in Mills

COUNTY	Assessed Valuation of Property in School Districts	Outstanding Warrants			Total Indebtedness	Average Tax Levy in Mills
		Bonded Indebtedness	Registered	Not Registered		
Adams	32,063,560.00	\$ 619,300.00	\$ 39,578.85	\$ 11,900.86	\$ 670,779.81	11.73
Alamosa	10,095,070.00	204,900.00	6,122.99	95,873.00	307,495.99	15.30
Archibue	23,970,880.00	530,450.00	34,988.08	1,185	565,499.93	14.70
Archuleta	4,701,414.00	87,250.00	873.65	220.00	88,343.65	9.12
Baca	14,318,800.00	200,150.00	91,785.05	81.33	292,016.38	14.23
Bent	13,849,250.00	142,100.00	23,275.42	2,355.75	167,731.17	13.05
Boulder	47,422,306.00	546,500.00	52,532.11	10,525.39	609,617.50	10.24
Chaffee	9,872,388.00	107,600.00	3,031.33	4,766.77	115,298.10	8.03
Cheyenne	13,862,418.00	256,000.00	3,068.95	.....	259,068.95	10.20
Clear Creek	5,452,455.00	.....	.....	.....	.....	2.34
Conejos	9,197,160.00	259,928.46	94,186.67	2,033.45	356,148.58	15.88
Costilla	5,293,410.00	137,375.00	36,797.97	625.36	174,798.33	15.09
Crowley	9,847,164.00	447,500.00	4,288.50	2,128.84	453,917.34	20.07
Custer	3,074,735.00	29,500.00	11,757.25	.....	41,257.25	12.61
Delta	14,690,545.00	592,500.00	92,280.46	.....	384,780.46	18.07
Denver	464,482,500.00	9,774,500.00	.....	521,049.43	10,295,549.43	13.83
Dolores	1,877,958.00	19,000.00	6,152.88	.....	25,152.88	14.00
Douglas	11,829,775.00	31,500.00	10,265.02	869.04	42,634.06	7.85
Eagle	8,058,056.00	29,500.00	5,131.54	603.51	35,235.05	12.14
Elbert	16,482,668.00	118,400.00	44,330.82	.....	162,730.82	10.69
El Paso	75,583,300.00	1,618,500.00	53,320.32	12,656.38	1,685,476.70	14.98
Fremont	23,028,130.00	618,400.00	112,415.55	6,570.24	738,485.77	13.29
Garfield	18,285,280.00	409,350.00	26,824.75	4,587.57	440,759.32	13.56
Gilpin	2,568,733.00	.....	701.49	700.23	1,401.72	10.30
Grand	6,884,270.00	24,500.00	1,235.97	.....	25,735.97	6.32
Gunnison	15,661,565.00	361,000.00	58,107.27	.....	419,107.27	7.77
Hinsdale	1,172,098.00	950.00	6,081.71	75.00	6,896.71	10.50
Huerfano	16,069,091.00	111,224.00	27,750.44	.....	138,874.44	16.01
Jackson	3,682,750.00	20,000.00	.....	921.81	20,921.81	5.20
Jefferson	28,626,045.00	506,265.00	33,504.07	7,338.49	547,307.56	11.33
Kiowa	13,191,644.00	156,900.00	5,629.66	920.94	163,450.60	10.28
Kit Carson	21,126,323.00	316,600.00	94,488.63	82.87	411,171.50	11.61
Lake	7,520,845.00	.....	.....	.....	.....	7.4
La Plata	15,360,003.00	240,500.00	44,206.34	2,250.33	286,958.67	16.52
Larimer	51,652,493.00	1,009,762.49	48,993.80	26,980.76	1,085,737.05	10.58
General Fund						Country Levy
Teachers' Minimum						Salary \$75 Per Month
Average						Total
County Levy						Indebtedness
Teachers' Minimum						%
Country Levy						
Salary \$75 Per Month						
Total						
School Purposes						

Las Animas.....	41,971,108.00	402,000.00	130,744.19	3,024.29	535,768.48	5.00	17.61
Lincoln.....	18,383,215.00	243,900.00	4,070.82		247,970.82	4.74	13.74
Logan.....	36,588,130.00	594,800.00	145,713.76	35,287.65	775,807.41	4.33	13.70
Mesa.....	30,758,190.00	786,100.00	144,158.44	6,864.24	937,122.66	5	16.16
Mineral.....	1,566,050.00					3.00	6.50
Moffat.....	7,294,600.00	75,300.00	12,777.82	1,244.16	89,321.98	5	12.05
Montezuma.....	5,221,595.00	103,600.00	18,792.17		122,392.17	5	14.8
Montrose.....	12,057,885.00	213,150.00	39,593.08	87.50	252,830.58	5	18.45
Morgan.....	27,948,752.00	450,500.00	35,066.28	1,609.31	787,176.19	4.44	14.02
Otero.....	32,087,645.00	637,900.00	36,028.67	8,839.89	682,768.56	4.27	12.61
Ouray.....	4,092,453.00	21,200.00	1,336.12		23,136.12	4	11.19
Park.....	8,707,710.00	24,500.00	11,840.00		36,340.00	3.00	6.56
Phillips.....	15,414,635.60	277,700.00	2,525.21		280,225.21	3.39	10.30
Pitkin.....	3,773,985.60		5,496.90		5,496.90	4	7.32
Prowers.....	21,788,035.00	335,764.25	11,221.39	5,271.54	452,257.18	4.90	12.56
Pueblo.....	82,834,248.00	1,586,300.00	56,939.17	16,520.15	1,659,759.32	4.49	11.45
Rio Blanco.....	5,793,850.00	121,025.00	7,809.25	212.80	129,047.05	4.90	11.66
Rio Grande.....	10,882,146.00	422,425.66	13,220.19		435,345.85	5	22.10
Routt.....	16,839,880.00	333,500.00	32,675.81	1,604.52	267,780.33	4.50	11.70
Saguache.....	10,030,547.00	180,000.00	12,081.31	1,310.44	193,391.75	3	12.49
San Juan.....	3,796,488.00	40,000.00		7.63	40,007.63	3.25	10.01
San Miguel.....	4,638,715.00	50,300.00	19,090.42		69,390.42	5	14.8
Sedgwick.....	12,908,138.00	451,700.00	2,467.72	2,529.90	456,697.62	3.80	12.80
Summit.....	4,513,808.00	33,000.00			33,000.00	3	7.89
Teller.....	5,002,390.00		1,350.00	1,769.99	3,119.99	5	10.82
Washington.....	15,911,171.00	226,600.00	31,364.79	1.75	257,366.54	5	16.88
Weld.....	102,176,120.00	2,329,900.00	104,111.80	50,255.66	2,684,267.46	4.13	13.62
Yuma.....	24,607,070.00	356,627.52	24,226.38		380,853.90	5	14.03
Totals.....	\$1,590,151,645.00	\$80,027,597.38	\$1,979,672.20	\$85,423.32	\$32,861,692.90	Av. 4.17	Av. 12.74

100246

FINANCIAL STATISTICS—1932

Average  
Tax Levy  
in Mills

County Levy  
General Fund  
Teachers' Minimum  
Salary \$75 per Month  
School Tax for  
Purposes

COUNTY	Assessed Valuation of Property in School Districts	Bonded Indebtedness	Registered	Not Registered	Total Indebtedness	General Fund County Levy	Teachers' Minimum Salary \$75 per Month	Average Tax Levy in Mills
Adams	28,053,015.00	\$ 542,240.00	\$ 47,715.85	\$ 10,466.02	\$ 600,421.87	4.48	12.85	12.85
Alamogosa	3,061,216.00	191,500.00	45,496.71	110,021.29	347,017.91	5	14.96	14.96
Arapahoe	21,589,470.00	507,600.00	55,500.71	3,106.53	566,207.27	5	15.15	15.15
Archuleta	4,350,115.00	87,900.00	736.87	415.18	89,052.56	4	9.53	9.53
Baca	12,939,200.00	77,500.00	55,639.03	1,875.53	135,014.56	5	12.25	12.25
Bent	12,210,160.00	93,411.94	23,448.19	2,501.45	119,361.58	5	13.50	13.50
Boulder	43,739,995.00	437,300.00	59,648.07	12,860.12	510,808.19	4	10.92	10.92
Chaffee	9,322,020.00	106,000.00	7,135.94	5,685.30	118,821.24	4.8	8.88	8.88
Cheyenne	11,817,548.00	249,500.00	12,923.61	.....	262,423.61	2.57	12.26	12.26
Clear Creek	5,273,230.00	1,000.00	.....	.....	1,000.00	3	8.85	8.85
Conejos	7,865,665.00	259,728.46	85,134.29	413.98	345,276.73	5	15.87	15.87
Costilla	4,549,550.00	137,375.00	48,167.68	.....	185,542.68	5	18.69	18.69
Crowley	8,470,870.00	157,000.00	18,742.03	1,056.93	176,798.96	4	14.00	14.00
Custer	2,654,252.00	27,950.00	14,026.13	.....	41,976.13	5	13.48	13.48
Delta	13,088,790.00	314,000.00	107,423.13	18.00	421,441.13	5	17.94	17.94
Denver	442,908,790.00	9,559,500.00	85,134.29	524,293.11	10,683,793.11	2.44	13.60	13.60
Dolores	1,328,816.00	19,000.00	7,593.34	.....	26,593.34	5	14.24	14.24
Douglas	10,590,695.00	31,500.00	14,612.41	1,049.32	37,163.73	3.40	9.04	9.04
Eagle	7,227,338.00	27,500.00	5,781.60	631.20	33,912.80	4.00	12.00	12.00
Elbert	14,044,281.00	421,900.00	46,584.69	.....	168,484.69	1	11.79	11.79
El Paso	70,472,650.00	1,587,500.00	114,124.94	13,531.53	1,715,156.47	3.72	16.2	16.2
Fremont	20,591,761.00	584,306.00	91,906.31	403.31	676,609.62	5	12.88	12.88
Garfield	16,480,565.00	106,850.00	20,449.86	3,752.42	431,052.28	5	13.19	13.19
Gilpin	3,152,556.00	2,449.89	2,449.89	593.50	3,043.39	3.5	8.82	8.82
Grand	6,263,120.00	43,000.00	1,483.14	554.09	45,037.23	3	7.40	7.40
Gunnison	14,528,380.00	352,000.00	46,914.50	.....	398,914.50	2.21	7.83	7.83
Hinsdale	978,342.00	11,990.42	11,990.42	.....	11,990.42	5	11.75	11.75
Huerfano	13,943,853.00	84,124.00	23,909.22	16,800.00	124,833.22	5	16.57	16.57
Jackson	3,111,330.00	20,000.00	731.63	.....	20,731.63	2	6.25	6.25
Jefferson	25,501,005.00	527,900.00	31,365.14	12,480.25	571,745.39	4.9	12.35	12.35
Kiowa	11,215,770.00	163,300.00	13,292.21	389.96	176,982.17	3.38	13.24	13.24
Kit Carson	17,038,324.00	324,900.00	87,820.73	.....	412,720.73	5	13.57	13.57
Lake	7,356,543.00	224,500.00	43,651.79	2,251.26	270,403.05	3.90	7.16	7.16
La Plata	13,858,670.00	973,208.76	77,677.37	21,498.23	1,072,384.36	5	16.78	16.78
Larimer	45,614,250.00	.....	.....	.....	.....	4.44	10.68	10.68

Las Animas.....	37,667,464.00	107,504.56	17,139.98	500,344.54	17.83
Lincoln.....	15,633,670.00	7,556.21	.....	231,756.21	14.77
Logan.....	32,150,000.00	146,859.51	19,259.41	742,318.92	15.05
Mesa.....	27,083,185.00	173,284.74	.....	922,784.74	17.10
Mineral.....	1,468,280.00	.....	.....	.....	6.83
Moffat.....	6,210,898.00	30,827.09	574.75	104,201.84	12.30
Montezuma.....	5,195,723.00	25,394.45	.....	131,794.45	14.85
Montrose.....	10,449,400.00	48,829.17	525.06	248,522.00	18.80
Morgan.....	24,718,270.00	45,669.11	334.47	785,119.58	14.32
Otero.....	29,013,905.00	70,721.51	10,260.42	698,881.94	12.44
Ouray.....	3,515,534.00	2,224.35	.....	22,424.35	11.00
Park.....	8,113,890.00	5,465.92	243.30	32,208.53	6.71
Phillips.....	13,317,325.00	3,289.25	.....	271,699.23	10.82
Pitkin.....	3,292,316.00	8,782.23	.....	8,782.23	7.78
Prowers.....	19,351,560.00	30,474.99	5,506.19	139,245.43	13.42
Pueblo.....	76,873,402.00	71,316.00	62,069.10	1,942,185.10	12.90
Rio Blanco.....	4,723,043.00	10,694.11	.....	131,719.11	14.52
Rio Grande.....	9,416,732.00	45,282.91	.....	554,111.58	22.48
Routt.....	15,387,650.00	48,269.84	1,034.92	264,804.76	12.09
Saguache.....	8,934,239.00	31,880.65	711.92	170,592.57	11.75
San Juan.....	3,495,317.00	.....	854.21	40,854.21	9.69
San Miguel.....	4,032,295.00	24,163.17	47.38	62,012.55	15.70
Sedgwick.....	11,248,830.00	12,374.71	450.29	458,925.00	13.61
Summit.....	4,396,037.00	.....	.....	35,000.00	7.64
Teller.....	4,454,330.00	1,170.00	2,010.95	3,180.95	11.36
Washington.....	13,423,996.00	25,913.16	.....	262,313.16	18.00
Weld.....	90,347,020.00	103,400.17	50,621.48	2,526,921.65	14.26
Yuma.....	20,672,840.00	13,365.63	458.27	335,720.64	13.50
Totals.....	\$1,446,784,082.00	\$2,330,973.58	\$920,582.10	\$32,441,149.33	Av. 12.80
					Av. 4.31

FINANCIAL STATISTICS—1931

RECEIPTS DURING THE YEAR ENDING JUNE 30, 1931

COUNTY	Amount on Hand July 1st, 1930 Held by County and District Treasurer	Received by Apportionment	Received from Minimum Salary	Received from \$75.00 Teachers	Received for			Total Receipts	Amount on Hand Plus Total Receipts	Total Amount Available for School Purposes
					Tuition from Other Districts	Special	Other Sources			
Adams	\$ 115,634.70	\$ 21,470.52	\$ 107,151.94	\$ 199,511.90	\$ 9,759.60	\$ 155,626.83	\$ 493,520.79	\$ 609,155.49		
Alamosa	68,620.76	11,420.46	9,690.60	10,435.91	7,409.18	87,366.95	220,321.10	288,943.86		
Arapahoe	60,170.03	8,538.91	106,453.63	257,707.37	15,227.16	52,081.18	440,008.25	500,178.34		
Auricheta	25,889.09	2,133.69	15,420.17	22,602.89	1,465.60	4,705.61	46,327.96	71,917.05		
Baca	58,675.68	15,142.86	58,028.96	110,890.14	1,673.70	33,448.96	218,624.62	277,300.30		
Bent	23,024.21	15,201.16	43,169.00	100,284.92	67.00	36,705.96	195,428.04	218,452.28		
Boulder	96,276.76	41,715.34	181,696.88	419,128.90	26,163.52	78,165.48	765,860.12	853,136.38		
Chaffee	16,104.03	4,906.22	42,389.37	70,586.16	4,051.91	30,142.67	152,076.33	168,180.36		
Cheyenne	60,021.52	2,564.43	27,017.25	104,060.44	205.00	1,423.47	202,970.60	242,992.12		
Clear Creek	6,771.98	1,285.12	14,818.75	20,600.33	.....	1,948.77	44,552.97	51,324.95		
Conejos	30,620.11	9,111.55	60,788.93	64,090.85	2,201.61	67,500.53	203,693.47	234,313.58		
Costilla	32,287.09	4,321.91	14,633.63	21,229.21	306.00	39,014.03	79,504.78	111,791.87		
Crowley	38,098.04	7,110.22	45,752.61	129,334.59	1,150.50	29,199.94	212,577.86	250,675.90		
Custer	7,899.57	1,102.42	11,937.60	17,260.57	.....	2,737.90	33,038.49	40,938.06		
Delta	44,892.38	40,095.14	56,294.83	169,675.37	15,600.60	34,998.37	316,664.31	361,556.69		
Denver	75,253.91	181,890.61	1,092,631.49	5,174,946.80	7,719.95	468,896.42	6,856,015.30	6,931,269.21		
Dolores	15,327.61	2,635.22	8,380.27	9,642.19	.....	1,761.66	22,419.34	37,746.95		
Douglas	29,811.50	1,504.41	9,338.08	57,723.06	492.02	26,300.95	115,358.56	145,170.06		
Eagle	64,380.38	3,157.32	27,899.75	83,473.86	.....	411.56	94,948.49	159,228.87		
Eibert	72,546.71	4,224.98	57,800.36	109,092.38	1,205.80	21,397.32	194,321.44	266,868.18		
El Paso	138,719.84	28,963.75	240,182.76	889,319.18	12,948.91	136,978.25	1,308,332.85	1,437,112.69		
Fremont	68,394.71	12,216.51	121,882.84	259,825.10	17,002.84	182,313.83	593,271.15	661,665.86		
Garfield	67,086.29	7,360.19	74,517.59	172,016.83	124.61	36,708.69	294,387.91	363,474.20		
Gilpin	16,383.81	753.30	5,071.33	13,934.17	.....	2,014.93	21,774.13	38,159.97		
Grand	13,757.70	1,037.16	20,927.45	24,410.25	.....	3,886.95	50,262.09	64,019.81		
Gunnison	28,399.91	.....	40,413.93	85,266.76	.....	17,997.62	143,678.31	172,078.22		
Hinsdale	3,452.05	5,900.40	4,067.01	.....	.....	87.53	10,054.94	13,506.99		
Huerfano	122,110.72	15,634.92	83,538.14	165,386.64	1,029.00	32,445.52	298,064.23	420,022.92		
Jackson	11,363.71	878.85	8,941.74	15,000.63	.....	1,476.57	26,301.79	37,665.50		
Jefferson	88,416.08	11,963.43	109,555.00	238,331.65	7,367.11	88,438.64	456,255.83	544,671.91		
Kiowa	19,640.52	.....	36,394.22	100,264.95	2,542.00	1,542.87	140,744.04	160,384.56		
Kitt Carson	92,139.50	11,196.95	188,480.04	188,199.90	7,649.16	37,357.37	327,882.42	420,022.92		
Lake	18,970.73	3,380.90	26,475.00	49,445.37	.....	1,759.22	81,060.49	100,031.22		
La Plata	36,321.60	64,170.46	167,900.04	15,521.83	.....	27,286.90	282,814.13	319,133.73		
Larimer	222,687.80	32,434.23	191,391.21	450,928.99	15,199.92	93,194.70	783,649.05	1,006,336.85		
Las Animas	77,201.54	.....	294,708.77	467,811.52	20,702.17	13,045.26	796,267.72	873,469.26		
Lincoln	90,418.10	5,612.91	73,867.41	164,258.16	6,447.84	9,613.20	550,217.62	640,635.72		
Logan	130,809.34	22,884.27	135,523.43	365,895.42	45.00	44,231.09	568,629.21	699,438.55		
Mesa	63,875.67	41,664.52	121,480.26	322,570.98	9,501.30	39,112.62	534,329.68	598,205.35		
Mineral	12,799.31	8,080.73	.....	4,220.25	.....	.....	12,300.98	25,100.29		



Moffat .....	3,911.97	42,431.45	50,985.61	1,979.80	13,745.88	113,034.61	145,757.74
Montezuma .....	7,804.27	57,533.34	68,991.55	.....	11,107.89	137,632.78	175,207.06
Montrose .....	14,065.02	47,986.71	118,504.35	.....	46,734.94	221,030.27	291,759.30
Morgan .....	19,339.40	110,220.05	295,486.22	6,722.53	52,770.56	479,254.48	547,014.29
Otero .....	.....	122,182.71	299,049.63	9,404.59	83,370.65	583,406.98	615,176.18
Ouray .....	968.68	15,000.00	24,683.97	72.50	6,827.94	47,533.09	50,328.56
Park .....	803.88	27,824.53	22,339.28	.....	5,461.02	56,423.71	68,783.41
Phillips .....	3,712.12	49,068.30	84,929.24	823.50	31,462.54	169,995.70	255,830.77
Pitkin .....	4,714.60	10,790.57	11,687.46	373.85	862.91	28,429.19	41,042.72
Prowers .....	11,758.83	88,088.51	183,953.75	2,357.34	135,852.05	422,010.98	465,662.56
Pueblo .....	47,894.96	337,331.43	935,239.02	4,735.50	169,332.41	1,494,535.32	1,602,588.40
Rio Blanco .....	1,814.79	25,515.55	36,992.61	.....	9,810.10	77,133.05	99,351.56
Rio Grande .....	8,301.80	41,632.76	183,591.00	.....	38,889.11	273,414.67	391,703.02
Routt .....	5,920.89	68,820.51	142,978.23	5,460.50	27,325.19	250,505.32	310,331.08
Saguache .....	5,575.76	37,845.00	88,454.33	266.98	34,939.26	167,080.43	228,869.31
San Juan .....	723.07	8,736.38	14,488.32	.....	5,041.85	28,989.62	48,308.26
San Miguel .....	1,640.48	16,770.00	25,566.08	104.98	20,567.44	64,648.98	83,088.04
Sedgewick .....	4,012.03	45,851.52	127,987.41	517.22	20,885.52	199,253.71	230,793.17
Summit .....	1,247.68	6,721.94	9,249.62	7,417.30	9,378.07	31,003.01	59,151.84
Teller .....	20,374.61	.....	39,250.77	.....	2,909.74	62,541.12	73,396.20
Washington .....	6,564.37	79,527.12	185,620.74	.....	18,122.43	289,834.66	294,153.12
Weld .....	46,622.27	362,088.71	999,120.98	266,699.27	1,783,443.40	2,116,690.41	2,116,690.41
Yuma .....	9,298.70	130,237.50	204,754.62	297.00	63,672.34	414,260.16	554,140.43
Totals .....	\$ 805,908.00	\$ 5,413,020.68	\$15,561,102.43	\$ 517,913.30	\$ 2,881,618.14	\$25,179,562.55	\$28,924,240.88

FINANCIAL STATISTICS—1932

COUNTY	Amount on Hand July 1st, 1931 Held by County and District Treasurer	Received by Apportionment	Received from General Fund for Payment of \$75.00 Teachers Minimum Salary	Received from Special Tax	Received from Tuition from Other Districts	Received from All Other Sources	Total Receipts	Total Amount Available for School Purposes
Adams	\$ 108,364.18	\$ 17,515.73	\$ 105,631.95	\$ 93,634.21	\$ 3,609.74	\$ 104,491.50	\$ 424,883.13	\$ 533,247.31
Alamosa	66,831.21	2,293.80	32,152.88	94,823.56	6,081.54	52,779.84	188,131.62	214,962.83
Arapahoe	64,882.39	20,421.75	100,617.55	251,153.20	8,663.08	42,218.47	423,114.05	487,996.44
Archuleta	19,084.83	1,192.69	18,241.40	17,217.34	312.00	5,330.98	47,791.41	66,879.24
Baca	52,746.85	17,914.74	66,634.15	122,698.80	.....	89,433.37	296,687.06	349,433.91
Bent	12,049.80	3,659.70	48,429.54	93,338.05	5,258.04	23,674.17	174,069.50	186,119.30
Boulder	93,229.72	11,045.19	159,751.99	463,338.00	24,551.91	46,020.62	704,762.71	797,892.43
Chaffee	18,731.21	2,833.65	40,632.10	32,347.13	3,877.00	16,898.80	137,588.77	156,319.98
Cheyenne	33,186.37	1,415.15	28,826.21	101,639.28	6,033.95	21,136.33	158,550.92	191,737.29
Clear Creek	6,427.44	1,757.88	14,209.63	25,922.40	525.00	1,376.92	43,790.93	50,218.37
Conejos	41,704.97	34,950.59	56,673.93	64,338.88	1,924.31	55,854.35	213,142.06	254,847.03
Costilla	30,905.99	2,628.46	11,217.95	30,406.22	.....	11,438.58	55,241.48	86,147.47
Crowley	41,448.83	4,394.83	32,666.74	76,805.17	90.00	22,000.26	135,957.00	177,405.83
Custer	7,273.49	1,198.29	12,254.04	16,445.56	12,797.29	3,178.85	33,036.74	40,310.23
Delta	31,489.14	8,937.61	83,996.50	149,465.06	.....	40,771.92	295,968.38	327,457.52
Denver	*269,097.11	103,940.36	1,019,034.34	5,042,611.61	6,481.00	314,957.68	6,487,024.99	6,487,024.99
Dolores	17,674.34	3,593.10	4,455.12	7,462.98	.....	1,015.90	16,527.10	34,261.44
Douglas	25,498.04	916.60	34,735.09	66,129.08	.....	4,374.25	106,155.02	131,653.06
Eagle	49,188.94	2,976.82	32,204.25	67,807.88	.....	1,187.98	104,176.93	153,365.87
Elbert	64,922.67	5,041.99	88,749.02	101,1920.92	860.55	16,733.54	183,306.02	247,328.69
El Paso	107,929.02	16,763.32	252,267.23	831,344.21	9,620.16	198,890.10	1,308,885.02	1,416,114.04
Fremont	88,074.92	7,919.51	103,716.06	245,759.82	12,592.68	56,001.62	495,989.69	510,064.61
Garfield	88,156.11	4,569.91	75,632.70	163,483.56	315.50	17,412.04	261,413.71	349,569.85
Gilpin	12,876.69	3,851.09	8,074.98	12,905.21	.....	2,200.57	23,525.85	36,402.54
Grand	12,976.17	1,026.32	16,756.36	22,883.22	.....	6,786.76	47,452.66	60,428.83
Gunnison	32,006.74	.....	31,826.23	90,614.19	840.00	25,319.90	148,600.32	180,607.06
Huerfano	96,146.50	3,684.31	104,361.73	4,082.35	.....	10.50	7,787.16	9,074.48
Jackson	10,178.15	9,202.30	164,021.70	.....	.....	47,998.34	325,584.07	421,730.57
Jefferson	104,891.79	340.03	7,053.92	16,050.82	.....	4,304.11	27,748.88	37,927.03
Kiowa	22,420.65	7,580.62	122,675.00	282,648.88	9,030.25	15,492.14	437,426.59	542,318.68
Kit Carson	90,167.23	2,086.81	32,361.23	93,269.38	885.89	4,230.09	132,827.40	156,248.05
Lake	14,090.60	8,977.12	7,835.65	187,017.46	6,361.71	6,475.11	284,666.46	374,833.69
La Plata	23,538.19	2,019.60	23,679.83	52,270.74	.....	1,067.09	79,037.26	93,127.86
Larimer	163,805.90	13,866.61	60,622.07	145,361.02	8,416.98	31,920.83	260,187.51	283,725.70
Las Animas	87,409.95	18,698.74	191,571.59	419,115.59	12,840.01	142,917.17	785,143.10	948,949.00
Lincoln	79,209.32	2,086.81	68,029.50	434,795.42	13,315.02	70,726.47	750,695.00	838,104.95
Logan	111,813.55	12,239.49	139,587.18	348,361.76	65.00	51,943.61	523,477.04	664,066.50
Mesa	49,285.33	43,640.38	114,624.93	281,788.61	10,680.14	19,358.40	470,092.46	519,377.79
Mineral	11,310.39	4,064.73	.....	4,147.37	.....	.....	8,212.10	19,522.49

Moffat	23,434.53	2,564.98	32,630.90	46,071.28	584.07	9,546.01	91,397.24	114,831.77
Montezuma	24,150.71		50,890.84	49,459.41		9,311.11	109,461.36	143,613.07
Montrose	58,315.05	15,431.53	47,172.37	122,177.26		39,321.80	224,102.96	282,418.01
Morgan	82,875.80	9,297.44	110,017.58	269,339.11	10,633.81	47,710.57	447,098.51	509,974.31
Otero	60,016.14	12,200.85	116,344.14	272,050.28	12,728.84	64,821.36	478,145.47	538,161.61
Ouray	10,684.11	563.87	14,175.00	22,317.34	90.00	1,181.70	38,327.91	49,012.02
Park	11,063.22	1,301.95	24,226.02	26,029.31		1,822.19	52,638.78	63,704.00
Phillips	98,771.22	2,289.75	48,141.38	114,145.56	1,527.06	3,846.85	159,930.60	258,721.82
Pitkin	11,542.68	762.54	9,946.33	11,402.48	3,601.00	5,594.43	22,991.98	34,634.66
Prowers	26,769.30	6,277.06	79,421.36	134,201.59	1,802.02	109,771.05	331,833.08	358,603.38
Pueblo	94,765.14	27,012.44	326,343.33	849,745.07	5,696.58	170,061.96	1,379,459.38	1,474,224.52
Rio Blanco	20,377.20		25,374.02	29,222.20		11,060.23	66,226.45	86,603.65
Rio Grande	93,866.94	3,381.53	38,504.01	134,885.62	3,432.00	25,567.24	202,770.40	296,637.84
Routt	52,663.59	3,751.93	73,466.25	116,303.30	1,093.00	41,809.92	236,424.40	289,087.99
Saguache	51,127.02	3,369.44	43,800.00	74,057.56		32,477.77	153,704.77	204,831.79
San Juan	20,750.36	508.76	8,753.55	12,732.65		4,420.65	26,415.61	47,165.37
San Miguel	8,770.37	1,380.78	13,415.00	23,387.85	1,299.11	15,190.24	54,672.98	63,443.35
Sedgwick	41,084.84	2,434.40	39,627.64	114,173.63	252.54	6,893.87	163,332.08	204,466.92
Summit	16,708.74	909.59	11,191.71	11,191.71		10,339.70	30,984.61	47,693.35
Teller	4,820.30	19,191.31		41,723.01	1,800.00		62,714.32	67,534.62
Washington	91,748.46	4,013.68	77,411.28	168,419.28		14,005.59	263,849.83	355,598.29
Weird	314,115.75	28,202.93	401,361.57	1,225,684.06	14,012.84	68,463.02	1,737,724.42	2,051,840.17
Yuma	103,262.04	5,983.45	101,587.50	178,694.46	246.00	50,570.19	337,181.60	440,443.64
Totals	\$ 3,260,406.47	\$ 559,028.32	\$ 5,309,452.04	\$15,050,066.83	\$ 227,333.51	\$ 2,324,819.63	\$23,470,700.33	\$26,731,106.80

\*Deficit.

## FINANCIAL STATISTICS—1931

## DISBURSEMENTS DURING THE YEAR ENDING JUNE 30, 1931

COUNTY	Teachers' Salaries	Janitors' Salaries	Amount Paid Employees Engaged in Construction and on Repair of Buildings	Expenditures for Transportation Including Purchase of Busses	Tuition Paid Other Districts	For Fuel, Rent, Insurance and Current Expenses
Adams .....	\$ 219,876.33	\$ 15,094.76	.....	\$ 15,344.20	\$ 12,893.29	\$ 73,033.23
Alamosa .....	110,131.61	8,530.72	\$ 355.20	17,622.55	8,792.50	40,749.36
Arapahoe .....	254,785.27	19,144.10	2,738.58	17,363.27	9,375.58	54,948.91
Archuleta .....	33,208.61	1,704.20	1,495.98	.....	650.50	7,018.40
Baca .....	148,758.19	5,599.21	2,660.59	32,281.26	2,725.00	30,983.76
Bent .....	135,791.89	6,782.50	443.84	9,723.06	27.00	28,088.33
Boulder .....	472,222.79	37,261.91	2,437.25	7,688.96	13,791.10	98,574.11
Chaffee .....	92,576.68	5,753.00	833.10	.....	3,429.00	21,263.06
Cheyenne .....	76,777.97	4,351.29	1,332.96	35,605.89	205.00	27,268.87
Clear Creek....	33,390.86	2,480.00	52.75	585.00	154.00	7,062.93
Conejos .....	101,999.14	5,700.45	1,347.87	9,377.83	2,010.64	31,996.26
Costilla .....	28,119.11	1,771.67	193.70	1,756.50	161.00	7,415.75
Crowley .....	108,776.26	8,984.00	641.14	18,732.73	462.50	28,109.73
Custer .....	22,415.86	838.25	309.10	1,320.00	.....	4,196.34
Delta .....	190,577.04	11,261.04	2,252.73	26,711.90	8,197.00	34,062.49
Denver .....	3,981,570.81	227,491.04	102,547.10	9,846.94	345.00	1,099,258.91
Dolores .....	14,747.90	817.00	.....	.....	300.00	1,955.88
Douglas .....	60,518.00	4,111.50	433.26	17,125.42	1,070.50	15,490.38
Eagle .....	67,226.92	5,162.31	4,712.15	4,308.72	.....	13,259.78
Elbert .....	110,473.18	4,741.89	707.23	10,086.10	3,502.35	34,545.54
El Paso.....	832,214.61	49,991.58	7,033.70	75,787.63	11,813.27	217,898.96
Fremont .....	265,896.15	20,516.82	4,403.46	14,812.59	17,002.84	56,670.77
Garfield .....	155,267.08	9,904.65	1,154.59	11,908.59	1,034.00	30,592.70
Gilpin .....	13,866.84	1,605.00	174.76	560.00	.....	3,475.90
Grand .....	32,049.42	1,795.00	1,883.27	.....	70.00	7,840.50
Gunnison .....	87,620.00	7,300.00	.....	2,555.00	2,915.30	15,745.73
Hinsdale .....	8,929.67	750.00	66.75	180.00	.....	1,360.26
Huerfano .....	207,658.29	12,418.82	4,954.53	17,630.16	945.00	32,492.88
Jackson .....	18,640.40	1,300.00	1,497.52	907.40	.....	4,234.10
Jefferson .....	251,539.34	18,713.94	4,129.53	12,707.70	9,653.67	66,695.81
Kiowa .....	69,976.03	6,067.10	1,063.98	40,994.36	2,297.41	19,359.97
Kit Carson....	171,680.29	6,966.57	1,972.33	41,083.47	11,345.94	57,666.09
Lake .....	56,411.90	4,450.00	19.00	1,615.03	.....	18,465.50
La Plata.....	170,351.53	3,903.93	3,127.56	3,910.20	7,265.83	48,521.69
Larimer .....	491,414.16	29,450.05	12,505.56	18,286.39	10,476.75	92,272.75
Las Animas....	493,293.39	32,911.63	3,983.25	45,329.14	21,390.70	94,027.85
Lincoln .....	139,138.37	13,948.33	.....	37,159.32	5,431.30	34,833.51
Logan .....	304,751.64	19,512.00	3,658.75	34,403.42	9,444.85	94,152.81
Mesa .....	334,913.87	20,910.89	5,930.59	23,401.53	7,840.00	42,551.76
Mineral .....	9,408.50	592.50	.....	893.33	.....	2,692.53
Moffat .....	80,362.20	1,725.00	2,363.67	.....	3,274.44	12,327.62
Montezuma .....	90,325.00	4,625.00	961.03	3,393.06	2,606.00	21,198.58
Montrose .....	137,261.73	9,365.26	1,601.06	6,862.29	.....	30,959.64
Morgan .....	253,003.53	17,091.91	2,406.14	32,621.77	6,361.10	68,527.72
Otero .....	309,219.95	22,841.52	1,315.75	17,699.87	8,475.34	88,807.22
Ouray .....	25,630.00	1,800.00	2.00	1,485.00	.....	10,053.38
Park .....	35,429.50	1,663.56	6,032.30	2,472.50	.....	8,494.85
Phillips .....	96,718.02	5,583.00	3,021.42	7,903.69	886.50	17,784.87
Pitkin .....	20,637.36	1,731.00	130.00	350.00	360.00	5,143.37
Prowers .....	255,941.75	11,480.21	6,434.76	21,772.26	1,898.28	44,910.97
Pueblo .....	787,093.28	71,124.82	17,754.61	23,387.00	8,042.27	268,205.48
Bio Blanco....	49,777.02	3,000.00	452.10	1,549.00	.....	10,798.49
Rio Grande....	126,496.20	9,745.00	17.90	25,749.70	1,570.00	47,400.02
Routt .....	151,010.43	9,150.50	6,161.35	3,795.72	7,956.24	42,104.30
Saguache .....	81,345.82	6,639.00	3,631.83	17,263.59	97.50	18,865.52
San Juan.....	17,705.00	1,980.00	.....	.....	.....	3,620.26
San Miguel....	46,286.94	5,558.29	7.56	.....	.....	15,457.92
Sedgwick .....	93,752.82	7,737.70	706.90	7,293.37	240.00	37,040.80
Summit .....	17,413.25	1,930.00	93.78	209.75	.....	6,447.84
Teller .....	43,510.23	3,266.25	50.00	4,159.72	300.00	9,531.95
Washington ..	175,690.54	8,769.46	5,945.02	12,977.00	661.39	70,206.74
Weld .....	936,901.59	66,447.88	177,990.28	135,199.73	26,950.50	56,288.53
Yuma .....	239,192.75	8,048.87	5,721.62	15,591.95	377.25	61,976.15
Totals .....	\$14,539,671.81	\$915,433.82	\$424,994.69	\$971,342.45	\$248,579.73	\$3,561,905.32

## FINANCIAL STATISTICS—1932

## DISBURSEMENTS DURING THE YEAR ENDING JUNE 30, 1932

COUNTY	Teachers' Salaries	Janitors' Salaries	Amount Paid Employees Engaged in Construction and on Repair of Buildings	Amount Paid for Transportation Including Purchase of Busses	Tuition Paid Other Districts	For Fuel, Rent, Insurance and Current Expenses
Adams .....	\$ 239,259.75	\$ 17,702.88	\$ 8,625.63	\$ 13,401.55	\$ 17,342.92	\$ 48,089.09
Alamosa .....	99,895.82	8,563.63	1,272.40	9,245.34	9,137.08	25,144.85
Arapahoe .....	252,200.14	20,560.02	4,003.28	15,136.97	8,995.11	50,991.63
Archuleta .....	33,751.28	1,691.60	324.43	.....	479.00	5,788.25
Baca .....	143,445.33	5,087.25	3,075.51	31,812.46	3,481.27	31,684.16
Bent .....	106,992.01	6,023.06	2,060.73	5,687.80	.....	20,402.39
Boulder .....	453,582.93	36,191.87	2,453.47	8,223.62	17,826.50	71,076.85
Chaffee .....	90,404.75	5,735.00	.....	547.50	1,344.00	15,282.78
Cheyenne .....	72,055.29	4,392.81	414.22	26,258.79	5,728.12	27,816.38
Clear Creek....	30,912.12	2,400.00	555.23	675.00	636.00	6,357.93
Conejos .....	112,982.69	6,776.25	897.54	8,743.09	1,855.75	28,077.83
Costilla .....	23,181.50	1,965.91	193.24	4,560.90	374.90	23,818.37
Crowley .....	70,541.78	6,560.00	737.52	15,728.38	239.00	16,743.66
Custer .....	22,839.84	1,000.00	368.25	1,130.06	437.50	4,499.19
Delta .....	174,335.30	9,876.97	559.46	18,955.99	9,885.16	32,319.24
Denver .....	4,019,434.68	229,879.59	94,017.45	14,658.68	225.00	1,109,641.41
Dolores .....	16,735.79	670.00	475.02	.....	200.00	1,853.65
Douglas .....	60,139.65	3,492.00	2,083.68	17,908.00	805.00	11,644.79
Eagle .....	68,291.22	5,001.17	2,313.39	2,975.57	.....	15,013.59
Elbert .....	114,332.66	4,560.90	1,063.56	10,816.52	4,667.17	21,530.89
El Paso.....	745,147.14	45,053.59	6,428.08	76,144.93	9,875.94	202,275.74
Fremont .....	242,923.99	17,433.31	4,139.82	14,243.45	14,514.02	51,219.05
Garfield .....	156,485.07	9,454.69	3,264.89	10,056.55	599.00	34,492.49
Gulpin .....	12,896.93	1,605.00	.....	847.00	.....	9,715.40
Grand .....	35,578.75	1,980.00	1,204.90	.....	160.02	6,460.33
Gunnison .....	91,199.88	7,070.00	.....	1,700.00	4,140.00	26,946.94
Hinsdale .....	4,092.50	750.00	52.00	130.00	72.00	564.59
Huerfano .....	206,542.19	10,849.64	669.80	15,561.69	3,042.00	48,586.07
Jackson .....	18,526.99	1,340.00	62.56	.....	.....	6,944.06
Jefferson .....	254,513.49	21,974.20	1,340.71	8,389.13	18,422.98	52,972.85
Kiowa .....	70,606.47	5,957.80	3,246.28	36,249.13	2,295.35	17,274.86
Kit Carson....	162,391.42	6,240.00	1,916.87	34,882.33	7,545.85	53,123.09
Lake .....	51,742.32	4,155.00	.....	1,565.10	.....	14,861.91
La Plata.....	155,038.34	9,791.71	6,409.19	1,947.29	9,041.62	44,351.49
Larimer .....	479,464.10	30,922.89	9,442.39	14,987.32	9,994.40	85,737.60
Las Animas...	491,280.66	32,610.21	5,601.41	40,973.17	23,377.00	92,096.52
Lincoln .....	141,985.37	7,497.00	453.44	32,970.78	4,747.96	27,540.47
Logan .....	307,304.30	19,646.29	3,063.01	32,674.31	692.83	89,838.83
Mesa .....	293,829.91	19,941.59	6,020.85	16,165.80	10,853.18	53,544.66
Mineral .....	9,549.80	585.00	60.62	820.43	.....	1,406.78
Moffat .....	65,707.47	1,668.00	541.20	692.75	1,387.87	10,186.99
Montezuma ...	89,945.00	4,360.00	85.75	3,389.94	2,624.00	12,921.40
Montrose .....	140,280.52	8,696.94	1,821.40	5,854.50	3,232.39	25,923.85
Morgan .....	234,040.38	14,352.74	1,985.56	21,604.93	8,168.33	64,222.21
Otero .....	266,604.19	23,714.83	1,229.77	18,317.21	8,669.06	58,986.38
Ouray .....	23,985.00	1,882.50	3.60	1,475.00	90.00	4,439.31
Park .....	37,865.01	1,843.00	97.50	2,701.50	.....	10,516.43
Phillips .....	92,554.65	5,596.50	1,283.04	5,803.00	639.00	19,831.61
Pitkin .....	18,400.00	1,603.75	400.03	.....	360.00	4,148.11
Prowers .....	194,817.72	10,432.42	3,166.42	13,881.37	2,099.37	41,100.71
Pueblo .....	822,232.46	70,359.81	16,990.31	20,777.43	7,471.04	206,201.68
Rio Blanco .....	47,984.52	1,235.00	.....	.....	.....	8,261.22
Rio Grande....	122,338.55	9,727.75	27.80	27,100.39	5,036.00	23,190.66
Routt .....	128,049.70	8,237.52	2,487.56	2,636.57	3,748.68	53,535.57
Saguache .....	80,590.68	7,377.76	669.02	19,126.95	.....	16,288.05
San Juan.....	16,915.00	1,980.00	.....	.....	.....	4,400.00
San Miguel....	33,459.63	2,595.80	694.70	1,102.10	297.50	9,476.24
Sedgwick .....	82,156.23	7,391.67	404.44	6,144.24	.....	35,764.82
Summit .....	15,401.00	1,730.00	59.50	702.75	.....	7,142.55
Teller .....	39,324.06	3,180.00	76.25	2,981.36	202.24	6,892.62
Washington ...	164,486.59	7,553.00	5,339.48	9,723.44	510.58	39,874.07
Weld .....	908,430.53	53,323.58	201,033.14	96,476.06	31,956.48	51,650.53
Yuma .....	219,995.23	7,799.00	4,515.80	15,702.95	971.58	42,760.97
Totals .....	\$13,988,979.27	\$889,690.90	\$421,788.15	\$822,938.11	\$280,557.75	\$3,245,447.38

## FINANCIAL STATISTICS—1931

## DISBURSEMENTS DURING THE YEAR ENDING JUNE 30, 1931

COUNTY	For Sites, Buildings, Furniture, Permanent Improvements	For Library Purposes	For Redemption of Bonds	For Payment of Overdrafts	For Interest on Bonds	Registered Warrants
Adams .....	\$ 62,602.96	\$ 2,850.74	\$ 22,100.00	\$ 6,354.36	\$ 27,930.93	\$ 2,387.99
Alamosa .....	10,289.55	1,668.75	26,500.00	4,110.08	11,402.31	10,032.07
Arapahoe .....	18,926.22	1,342.06	13,258.67	20,933.26	24,592.69	2,090.67
Archuleta .....	4,119.00	163.33	217.32	499.11	4,435.68	11.40
Baca .....	31,775.22	2,620.40	5,163.35	41,112.62	8,509.12	3,282.49
Bent .....	5,701.87	1,848.14	5,989.95	963.09	5,843.88	3,414.82
Boulder .....	15,325.18	2,070.21	63,800.00	6,303.27	29,381.04	3,271.46
Chaffee .....	12,151.45	37.38	5,500.00	3,835.88	3,066.77	120.63
Cheyenne .....	6,560.15	157.15	500.00	1,949.52	13,872.50	6.40
Clear Creek.....	871.41	21.23	.....	.....	.....	.....
Conejos .....	1,703.54	1,465.96	15,231.37	4,548.73	12,956.80	1,354.62
Costilla .....	1,316.87	882.00	31,053.87	833.64	4,249.49	1,906.03
Crowley .....	8,467.06	577.25	1,000.00	564.59	26,335.17	145.10
Custer .....	1,242.93	100.30	1,085.00	36.25	1,437.22	483.34
Delta .....	5,669.33	2,579.14	18,916.25	10,097.28	14,890.26	3,002.46
Denver .....	944,464.82	32,540.95	214,000.00	.....	456,375.00	255.35
Dolores .....	731.88	72.30	.....	.....	1,049.62	155.67
Douglas .....	17,844.43	465.67	333.78	1,057.04	531.25	216.38
Eagle .....	3,365.42	1,450.99	7,800.00	8.86	1,940.00	306.87
Elbert .....	1,711.56	723.26	8,955.48	15,394.54	7,006.55	2,552.32
El Paso.....	20,521.38	9,452.21	11,000.00	137.31	78,187.02	2,830.45
Fremont .....	3,317.67	661.80	151,327.48	3,014.49	25,652.41	11,487.89
Garfield .....	10,270.17	1,744.87	15,461.16	12,715.47	20,141.97	1,926.42
Gilpin .....	3,992.59	.....	.....	172.54	.....	77.53
Grand .....	1,610.31	608.35	2,500.00	457.05	820.89	185.98
Gunnison .....	.....	.....	1,250.00	3,372.33	16,888.75	1,356.50
Hinsdale .....	.....	.....	1,643.49	5.47	.....	511.57
Huerfano .....	15,494.53	2,085.48	19,997.50	3,360.53	5,271.44	534.73
Jackson .....	158.53	66.44	.....	.....	500.62	.....
Jefferson .....	9,679.63	836.58	30,000.00	4,807.57	26,599.27	.....
Kiowa .....	5,699.23	1,290.81	.....	2,613.95	1,530.11	484.59
Kit Carson.....	6,831.76	952.90	2,300.00	129.01	18,201.75	6,734.01
Lake .....	2,775.00	.....	.....	1,714.22	.....	.....
La Plata.....	10,969.90	404.23	30,900.00	284.14	16,188.67	2,200.07
Larimer .....	26,059.38	4,403.70	74,133.93	11,572.37	51,310.51	5,527.49
Las Animas.....	23,653.78	3,594.52	27,560.65	3,576.59	21,861.42	7,922.22
Lincoln .....	14,900.80	1,542.69	10,735.75	2,013.45	14,398.63	338.88
Logan .....	44,110.02	8,156.37	13,700.00	18,863.88	34,490.22	9,782.52
Mesa .....	27,977.27	1,252.68	40,917.14	1,104.94	36,928.55	2,909.20
Mineral .....	43.68	.....	.....	.....	.....	.....
Moffat .....	4,765.70	1,489.52	9,500.00	.....	4,311.75	269.25
Montezuma .....	1,534.61	236.20	3,000.00	2,774.61	8,887.67	285.85
Montrose .....	3,054.27	897.56	15,050.00	2,137.43	13,140.53	1,217.24
Morgan .....	8,384.81	3,276.60	36,822.36	36,715.48	15,631.48	518.68
Otero .....	26,789.78	2,685.65	20,000.00	13,491.11	35,573.59	1,410.58
Ouray .....	111.60	.....	500.00	.....	700.00	257.71
Park .....	1,349.33	.....	500.00	133.34	1,066.00	347.13
Phillips .....	5,267.58	480.35	2,550.77	45.02	15,435.80	213.42
Pitkin .....	55.65	29.70	.....	681.37	.....	424.55
Prowers .....	15,682.94	1,047.23	40,750.84	12,056.02	24,996.90	230.89
Pueblo .....	75,644.34	2,908.05	62,116.70	1,647.12	81,438.86	6,125.09
Rio Blanco.....	1,266.93	309.39	3,887.50	.....	2,700.37	599.84
Rio Grande.....	8,337.49	553.84	19,111.05	20,898.68	24,380.94	325.71
Routt .....	6,283.65	887.86	10,393.35	498.41	13,130.61	2,397.01
Saguache .....	5,962.42	709.68	9,500.00	23,753.02	12,156.46	706.87
San Juan.....	.....	.....	2,000.00	.....	1,952.38	.....
San Miguel.....	1,189.82	.....	804.94	43.56	2,304.97	2,046.64
Sedgwick .....	4,525.86	937.11	21,456.43	4,175.91	25,306.06	467.97
Summit .....	.....	256.11	.....	7,106.43	1,815.00	41.97
Teller .....	2,189.19	459.49	.....	2,624.97	.....	72.52
Washington .....	5,055.69	1,196.30	3,500.00	.....	7,542.08	2,288.60
Weld .....	103,015.53	11,373.18	134,300.00	151,707.63	137,971.45	6,497.39
Yuma .....	14,024.39	3,105.00	73,449.98	1,107.56	24,573.07	1,758.72
Totals .....	\$1,677,398.06	\$123,529.66	\$1,344,029.06	\$170,165.11	\$1,479,794.49	\$118,209.79

## FINANCIAL STATISTICS—1932

## DISBURSEMENTS DURING THE YEAR ENDING JUNE 30, 1932

COUNTY	For Sites, Build- ings, Furni- ture, Permanent Improvements	For Library Purposes	For Redemption of Bonds	For Payment of Overdrafts	For Interest on Bonds	Registered Warrants
Adams .....	\$ 18,081.12	\$ 973.96	\$ 51,500.00	\$ 5,192.16	\$ 24,280.29	\$ 3,283.64
Alamosa .....	5,099.84	674.74	10,700.00	4,865.46	15,410.54	2,216.59
Arapahoe .....	33,871.75	880.68	11,088.75	6,899.64	23,308.89	2,244.27
Archuleta .....	2,231.70	604.29	2,000.00	594.41	4,548.17	20.09
Baca .....	24,270.09	709.79	4,601.25	91,053.91	9,986.20	4,107.15
Bent .....	2,329.65	2,041.57	2,263.27	19,385.20	1,025.15	1,370.00
Boulder .....	16,403.04	2,156.95	79,000.00	3,244.68	25,953.92	3,873.84
Chaffee .....	18,057.18	163.73	500.00	5,041.72	5,318.50	355.18
Cheyenne .....	1,727.86	60.00	6,500.00	377.05	13,400.92	306.64
Clear Creek.....	685.52	44.24	.....	1,424.30	.....	39.13
Conejos .....	2,731.81	1,126.61	22,887.86	20,315.44	13,115.84	5,793.02
Costilla .....	1,571.07	.....	4,254.67	1,834.98	4,537.30	1,989.84
Crowley .....	1,512.74	166.15	16,179.22	338.85	20,229.41	376.88
Custer .....	749.41	33.33	2,550.00	.....	1,427.47	660.51
Delta .....	1,516.57	456.00	17,500.00	11,350.82	13,616.01	3,767.65
Denver .....	276,741.95	52,074.01	215,000.00	269,097.11	446,425.00	610.26
Dolores .....	621.99	202.88	.....	946.06	.....	335.78
Douglas .....	11,078.94	405.45	.....	2,419.51	1,451.34	419.43
Eagle .....	5,016.54	1,037.84	2,025.00	426.45	1,610.00	300.42
Elbert .....	2,289.21	370.52	23,514.79	4,064.08	8,172.15	2,184.54
El Paso.....	19,802.34	7,966.95	32,993.75	449.75	76,728.19	2,184.69
Fremont .....	13,763.98	803.37	24,454.66	16,220.14	28,313.74	6,573.86
Garfield .....	4,401.81	2,311.14	10,900.00	11,504.92	21,616.02	2,396.79
Gilpin .....	957.03	.....	.....	19.19	.....	51.54
Grand .....	946.17	871.29	3,015.28	386.95	2,397.27	55.35
Gunnison .....	.....	.....	9,000.00	2,435.96	18,298.75	.....
Hinsdale .....	15.54	152.78	119.15	1,257.49	14.35	301.72
Huerfano .....	12,869.78	1,421.25	27,054.69	6,372.77	3,966.46	1,511.81
Jackson .....	130.70	214.13	.....	.....	.....	.....
Jefferson .....	9,152.04	699.84	32,500.00	2,092.80	26,930.03	813.39
Kiowa .....	3,314.31	260.40	.....	4,001.42	1,533.13	920.05
Kit Carson.....	2,302.49	1,338.66	4,875.29	1,115.58	19,647.13	4,752.69
Lake .....	15.00	.....	.....	.....	.....	.....
La Plata.....	3,894.68	561.21	16,435.42	434.87	9,148.09	1,853.37
Larimer .....	28,030.17	1,188.87	45,355.61	44,449.43	48,727.62	5,511.41
Las Animas.....	10,833.16	1,345.39	23,346.23	8,702.63	23,833.23	7,416.16
Lincoln .....	10,589.06	593.69	13,987.79	1,021.83	13,379.97	254.63
Logan .....	16,033.74	6,568.28	28,100.00	12,274.20	31,505.08	8,976.32
Mesa .....	8,963.74	840.37	15,077.82	1,145.25	36,394.50	6,555.19
Mineral .....	182.05	.....	.....	.....	.....	.....
Moffat .....	835.64	1,162.49	3,151.25	14.81	4,217.50	571.07
Montezuma .....	3,769.76	365.41	500.00	336.68	5,282.45	3,322.33
Montrose .....	24,056.75	574.13	15,750.00	6,191.52	7,920.37	1,774.87
Morgan .....	9,932.17	3,027.13	15,500.00	44,723.86	34,178.11	1,078.41
Otero .....	8,263.91	2,620.84	20,000.00	31,809.59	37,646.05	2,526.45
Ouray .....	6,255.20	.....	1,500.00	1,781.07	1,150.08	.....
Park .....	1,699.61	171.43	1,000.00	.....	1,260.42	290.93
Phillips .....	5,191.28	54.83	7,836.55	45.02	15,590.37	175.18
Pitkin .....	127.60	57.48	.....	250.00	36.62	220.55
Provers .....	2,445.22	1,148.89	13,000.00	22,240.31	23,253.15	1,200.30
Pueblo .....	25,928.58	2,454.06	54,659.47	847.28	77,712.67	2,918.87
Rio Blanco.....	1,771.31	978.26	1,659.15	.....	6,036.15	674.47
Rio Grande.....	1,662.24	332.59	24,695.38	10,029.14	18,333.01	241.66
Routt .....	2,445.46	854.93	18,245.67	336.09	11,734.44	1,181.62
Saguache .....	1,237.64	8,178.76	8,000.00	16,462.95	6,268.24	638.92
San Juan.....	1,191.65	200.00	.....	.....	1,902.88	.....
San Miguel.....	41.60	69.50	500.00	33.03	2,962.49	1,196.24
Sedgwick .....	842.37	697.19	18,004.89	7,808.83	25,000.64	25.38
Summit .....	192.44	98.31	.....	3,211.65	1,952.50	765.95
Teller .....	306.30	526.15	1,800.00	5,332.62	.....	65.60
Washington .....	8,229.52	767.79	19,500.00	1,635.54	12,571.98	1,739.49
Weld .....	78,162.31	9,122.62	167,900.00	175,194.48	127,825.45	5,679.01
Yuma .....	6,499.75	1,031.74	31,587.14	360.50	21,712.46	1,102.45
Totals .....	\$ 763,874.08	\$ 125,814.90	\$ 1,183,980.00	\$ 890,455.92	\$ 1,441,744.75	\$ 111,713.58

## FINANCIAL STATISTICS—1931

COUNTY	For Abatements and County Treasurers' Collec- tion Fees	Total Paid Out During the Year	Balance in Hands of County and District Treasurer to the Credit of District June 30, 1931	Cost of Instruction	
				Average Cost Per Month for Each Pupil Based on Enrollment	Average Cost Per Month for Each Pupil Based on Average Daily Attendance
Adams .....	\$ 4,265.48	\$ 464,734.37	\$ 144,421.12	\$ 9.57	\$12.70
Alamosa .....	1,378.62	251,563.32	37,380.54	11.73	15.67
Arapahoe .....	3,825.65	443,374.93	56,803.41	9.50	11.63
Archuleta .....	21.72	53,545.25	18,731.80	6.24	8.56
Baca .....	2,081.14	†317,552.36	51,614.32	10.33	13.80
Bent .....	1,383.02	206,010.39	12,441.89	8.68	11.95
Boulder .....	9,853.09	761,980.37	91,156.51	10.76	13.47
Chaffee .....	882.20	149,449.15	18,731.21	9.97	12.28
Cheyenne .....	1,218.05	169,805.75	23,186.37	16.80	21.70
Clear Creek.....	279.33	44,897.51	6,427.44	12.85	14.97
Conejos .....	1,143.19	190,836.40	43,477.18	7.06	9.36
Costilla .....	753.98	80,413.61	21,378.26	5.76	8.98
Crowley .....	1,620.32	204,415.85	46,260.05	12.36	14.15
Custer .....	199.98	33,664.57	7,273.49	8.30	11.47
Delta .....	2,013.28	330,230.20	31,326.49	7.53	9.59
Denver .....	131,670.40	7,200,366.32	*269,097.11	11.85	15.91
Dolores .....	242.36	20,072.61	17,674.34	5.97	7.43
Douglas .....	564.40	119,672.02	25,498.04	14.61	18.80
Eagle .....	597.91	110,133.93	49,188.94	11.58	14.38
Elbert .....	1,285.48	201,685.48	65,182.70	13.40	16.32
El Paso .....	12,850.00	1,329,718.12	107,394.57	15.05	19.36
Fremont .....	2,826.57	577,590.94	84,074.92	14.63	18.06
Garfield .....	3,156.39	275,318.06	88,156.14	11.80	16.50
Gilpin .....	140.07	29,065.23	9,094.74	14.30	18.80
Grand .....	1,450.44	51,271.21	12,748.60	10.50	15.18
Gunnison .....	1,102.12	140,105.73	31,972.49	11.51	17.67
Hinsdale .....	37.60	13,484.81	22.18	14.30	18.00
Huerfano .....	2,250.97	325,094.85	95,080.10	7.70	10.69
Jackson .....	177.46	27,482.47	16,183.03	10.87	12.77
Jefferson .....	4,014.74	439,377.78	105,294.13	9.53	12.28
Kiowa .....	.....	151,377.54	9,007.02	19.16	18.58
Kit Carson.....	3,891.57	329,755.69	96,267.23	12.21	17.72
Lake .....	489.97	85,940.62	14,090.60	10.86	12.94
La Plata .....	102.43	298,130.18	21,005.55	9.20	12.28
Larimer .....	4,989.07	832,402.11	173,934.74	10.62	13.37
Las Animas.....	6,565.96	785,671.10	87,798.16	9.04	11.70
Lincoln .....	2,547.37	270,591.40	79,626.22	13.00	15.44
Logan .....	2,760.84	589,287.32	110,151.23	11.78	18.25
Mesa .....	3,947.98	549,690.40	48,514.95	8.71	11.60
Mineral .....	44.89	13,675.43	11,424.86	12.56	15.50
Moffat .....	748.42	121,137.57	24,620.17	10.51	18.76
Montezuma .....	1,228.80	141,056.35	34,150.71	7.43	9.67
Montrose .....	11,835.00	233,382.01	58,377.29	7.60	10.15
Morgan .....	2,776.91	484,138.49	62,875.80	9.82	14.43
Otero .....	6,849.68	555,160.04	60,016.14	8.77	11.72
Ouray .....	395.23	40,844.92	10,083.64	13.11	15.87
Park .....	229.70	57,718.15	11,065.26	16.11	28.25
Phillips .....	1,169.11	157,059.55	98,771.22	10.55	13.00
Pitkin .....	125.21	29,668.21	11,374.51	10.60	11.77
Prowers .....	4,218.06	441,422.12	24,240.44	10.89	14.59
Pueblo .....	12,272.85	1,507,760.47	94,827.93	11.41	14.87
Rio Blanco.....	472.61	74,813.25	24,538.31	11.86	12.48
Rio Grande.....	3,249.55	297,836.08	93,866.94	11.63	16.45
Routt .....	3,569.10	257,338.53	52,992.55	11.75	15.20
Saguache .....	1,374.38	182,006.09	46,663.22	11.18	16.00
San Juan.....	290.26	27,547.90	20,760.36	10.70	14.50
San Miguel.....	645.34	74,345.92	8,742.12	14.50	18.23
Sedgwick .....	1.10	203,642.03	27,151.14	13.04	16.82
Summit .....	128.97	35,443.10	16,708.74	19.50	24.00
Teller .....	420.00	66,524.32	7,471.88	9.14	15.15
Washington .....	8,565.49	302,398.31	91,754.81	12.26	16.23
Weld .....	15,957.98	1,960,601.67	156,088.74	11.92	16.08
Yuma .....	2,717.85	451,645.17	102,495.26	12.38	14.60
Totals .....	\$297,777.64	\$26,172,931.63	\$ 3,117,272.74	Avg. \$11.15	Avg. \$14.76

\*Deficit.

†\$96,866.38 Outstanding Warrants.



## FINANCIAL STATISTICS—1932

COUNTY	For Abatements and County 'Treasurers' Collection Fees	Total Paid Out During the Year	Cost of Instruction		
			Balance in Hands of County and District Treasurer to the Credit of District June 30, 1932	Average Cost Per Month for Each Pupil Based on Enrollment	Average Cost Per Month for Each Pupil Based on Average Daily Attendance
Adams .....	\$ 5,569.08	\$ 453,302.07	\$ 79,945.24	\$ 9.20	\$12.45
Alamosa .....	1,683.96	193,910.25	21,052.58	9.22	11.74
Arapahoe .....	3,819.14	435,053.27	52,943.17	8.22	11.48
Archuleta .....	671.92	52,705.19	14,174.05	6.42	9.30
Baca .....	2,808.92	†356,123.29	48,913.10	11.70	15.96
Bent .....	1,091.58	170,672.41	15,446.89	7.83	10.07
Boulder .....	8,753.11	734,740.78	63,151.65	10.30	12.57
Chaffee .....	830.35	143,580.69	12,739.29	9.34	11.22
Cheyenne .....	2,268.52	161,306.60	30,430.69	16.00	19.40
Clear Creek.....	288.96	44,108.37	6,200.00	10.68	12.10
Conejos .....	1,125.47	226,429.30	28,417.73	8.22	10.73
Costilla .....	133.14	68,414.92	17,732.55	5.40	8.18
Crowley .....	822.24	150,174.83	27,231.00	10.30	13.52
Custer .....	195.73	35,891.23	4,419.00	9.10	12.20
Delta .....	1,951.80	296,090.97	31,366.55	8.43	12.04
Denver .....	109,949.51	6,837,754.65	*350,729.66	10.86	14.49
Dolores .....	165.17	22,211.34	11,990.10	6.82	9.38
Douglas .....	1,086.77	112,934.56	18,718.50	13.55	16.52
Eagle .....	686.37	104,697.56	48,668.31	11.76	14.51
Elbert .....	1,173.62	198,740.30	48,588.39	13.77	15.78
El Paso.....	17,080.37	1,242,131.46	173,982.58	12.80	15.88
Fremont .....	3,424.53	438,028.42	72,036.19	10.60	13.10
Garfield .....	1,919.57	269,402.94	80,166.91	11.23	13.60
Gilpin .....	129.73	26,221.82	10,180.72	10.00	14.00
Grand .....	443.90	53,500.21	6,928.62	10.70	14.86
Gunnison .....	1,150.19	161,941.72	18,665.34	12.65	15.50
Hinsdale .....	39.65	7,611.77	1,462.71	9.80	12.68
Huerfano .....	2,478.41	340,927.56	80,803.01	8.38	11.03
Jackson .....	202.59	27,421.03	19,506.00	10.39	13.02
Jefferson .....	3,732.69	433,534.15	108,784.53	9.21	11.40
Kiowa .....	.....	145,659.20	10,588.85	13.60	15.07
Kit Carson.....	3,440.40	303,571.80	71,261.89	11.46	14.12
Lake .....	524.47	72,863.80	20,264.06	9.98	11.53
La Plata.....	15.60	258,923.38	24,822.32	8.14	10.60
Larimer .....	5,498.91	809,310.72	139,638.28	10.35	12.74
Las Animas.....	8,865.23	770,281.00	67,823.95	9.05	11.78
Lincoln .....	2,262.35	257,214.32	53,905.19	13.49	16.56
Logan .....	3,183.03	559,860.22	104,206.37	11.56	14.31
Mesa .....	3,387.40	472,660.26	46,717.53	7.00	9.00
Mineral .....	54.75	12,659.43	8,663.06	....	....
Moffat .....	980.32	91,117.36	23,714.41	7.94	10.45
Montezuma .....	1,650.13	128,552.85	15,059.22	6.65	7.60
Montrose .....	1,502.14	243,639.38	38,778.63	8.28	10.21
Morgan .....	4,033.02	456,846.85	53,127.46	9.56	12.80
Otero .....	6,605.90	486,994.18	51,167.43	9.74	13.31
Ouray .....	218.17	42,779.93	6,232.09	11.50	14.38
Park .....	298.12	57,743.95	5,960.05	12.94	17.06
Phillips .....	999.64	155,600.67	103,121.15	10.34	12.73
Pitkin .....	103.06	25,707.20	8,927.46	9.52	10.54
Prowers .....	4,807.90	333,593.78	25,008.69	8.36	11.65
Pueblo .....	12,776.31	1,321,329.97	152,894.55	10.13	12.72
Rio Blanco.....	499.72	69,100.30	17,503.35	12.17	13.86
Rio Grande.....	1,770.09	244,395.24	52,242.10	11.81	14.67
Routt .....	1,770.57	235,264.38	53,823.61	9.90	12.60
Saguache .....	1,011.27	165,850.24	38,981.55	12.50	16.90
San Juan.....	264.82	26,854.35	20,311.62	13.20	17.65
San Miguel.....	451.47	52,874.30	10,569.05	9.70	11.43
Sedgwick .....	147.58	184,388.28	20,078.64	11.87	13.92
Summit .....	157.73	31,414.38	16,278.97	17.26	21.30
Teller .....	621.94	61,309.14	6,225.48	8.13	12.32
Washington .....	5,083.42	277,014.90	78,583.39	11.25	13.72
Weld .....	24,714.90	1,931,474.09	120,366.08	11.74	18.27
Yuma .....	1,178.56	355,218.13	85,225.51	10.00	11.40
Totals .....	\$274,556.85	\$24,441,541.64	\$ 2,695,897.30	Avg. \$10.53	Avg. \$13.65

\*Deficit.

†\$55,602.48 Warrants are not paid.

## CENTRALIZATIONS AND CONSOLIDATIONS—1931

COUNTY	CENTRALIZED SCHOOLS		CONSOLIDATED SCHOOLS	
	Number of Centralizations		Number of Consolidated Schools in County	Number of Consolidations Made This Year
	Previous to This Year	This Year		
Adams .....	..	..	1	..
Alamosa .....	..	..	3	..
Arapahoe .....	1	..	..	..
Archuleta .....	..	..	..	..
Baca .....	..	..	5	..
Bent .....	..	..	1	..
Boulder .....	..	..	2	..
Chaffee .....	..	..	..	..
Cheyenne .....	3	..	2	..
Clear Creek.....	..	..	..	..
Conejos .....	..	..	1	..
Costilla .....	..	..	1	..
Crowley .....	5	..	1	..
Custer .....	..	..	1	..
Delta .....	..	..	3	..
Denver .....	..	..	..	..
Dolores .....	..	..	..	..
Douglas .....	..	..	2	..
Eagle .....	..	..	..	..
Elbert .....	..	..	2	..
El Paso.....	5	..	8	..
Fremont .....	..	..	4	1
Garfield .....	..	..	2	..
Gilpin .....	..	..	..	..
Grand .....	..	..	..	..
Gunnison .....	..	..	..	..
Hinsdale .....	..	..	..	..
Huerfano .....	..	..	..	..
Jackson .....	..	..	..	..
Jefferson .....	..	..	2	..
Kiowa .....	2	..	3	..
Kit Carson.....	7	..	2	..
Lake .....	..	..	..	..
La Plata.....	1	..	..	..
Larimer .....	1	..	4	..
Las Animas.....	..	..	..	..
Lincoln .....	..	..	1	..
Logan .....	17	..	2	..
Mesa .....	..	..	2	..
Mineral .....	..	..	..	..
Moffat .....	..	..	..	..
Montezuma .....	..	..	2	..
Montrose .....	..	..	1	..
Morgan .....	3	..	..	..
Otero .....	..	..	3	..
Ouray .....	..	..	..	..
Park .....	1	..	..	..
Phillips .....	1	..	2	..
Pitkin .....	..	..	..	..
Provers .....	..	..	4	..
Pueblo .....	1	..	8	..
Rio Blanco.....	..	..	..	..
Rio Grande.....	..	..	4	..
Routt .....	..	..	..	..
Saguache .....	..	..	4	..
San Juan.....	..	..	..	..
San Miguel.....	..	..	..	..
Sedgwick .....	..	..	..	..
Summit .....	..	..	..	..
Teller .....	..	..	1	..
Washington .....	..	..	..	..
Weld .....	14	..	11	..
Yuma .....	..	..	1	..
Totals .....	61	..	96	1

## CENTRALIZATIONS AND CONSOLIDATIONS—1932

COUNTY	CENTRALIZED SCHOOLS		CONSOLIDATED SCHOOLS	
	Number of Centralizations		Number of Consolidated Schools in County	Number of Consolidations Made This Year
	Previous to This Year	This Year		
Adams .....	..	..	1	..
Alamosa .....	..	..	3	..
Arapahoe .....	..	..	..	..
Archuleta .....	..	..	..	..
Baca .....	..	..	5	..
Bent .....	..	..	1	..
Boulder .....	..	..	2	..
Chaffee .....	..	..	..	..
Cheyenne .....	3	..	2	..
Clear Creek .....	..	..	..	..
Conejos .....	..	..	1	..
Costilla .....	..	..	1	..
Crowley .....	..	..	1	..
Custer .....	..	..	1	..
Delta .....	..	..	3	..
Denver .....	..	..	..	..
Dolores .....	..	..	..	..
Douglas .....	..	..	2	..
Eagle .....	..	..	..	..
Elbert .....	..	..	2	..
El Paso .....	5	..	8	..
Fremont .....	..	..	4	..
Garfield .....	..	..	2	..
Gilpin .....	..	..	..	..
Grand .....	..	..	..	..
Gunnison .....	..	..	..	..
Hinsdale .....	..	..	..	..
Huerfano .....	..	..	..	..
Jackson .....	..	..	..	..
Jefferson .....	..	..	2	..
Kiowa .....	2	..	3	..
Kit Carson .....	7	..	2	..
Lake .....	..	..	..	..
La Plata .....	..	..	..	..
Larimer .....	1	..	3	..
Las Animas .....	..	..	..	..
Lincoln .....	..	..	1	..
Logan .....	17	..	2	..
Mesa .....	..	..	2	..
Mineral .....	..	..	..	..
Moffat .....	..	..	..	..
Montezuma .....	..	..	2	..
Montrose .....	..	..	1	..
Morgan .....	5	..	1	..
Otero .....	..	..	3	..
Ouray .....	..	..	..	..
Park .....	1	..	..	..
Phillips .....	1	..	2	..
Pitkin .....	..	..	..	..
Prowers .....	..	..	4	..
Pueblo .....	1	..	6	..
Rio Blanco .....	..	..	..	..
Rio Grande .....	..	..	4	..
Routt .....	..	..	..	..
Saguache .....	..	..	4	..
San Juan .....	..	..	..	..
San Miguel .....	..	..	..	..
Sedgwick .....	..	..	..	..
Summit .....	..	..	..	..
Teller .....	..	..	1	..
Washington .....	..	..	..	..
Weld .....	..	..	..	..
Yuma .....	..	..	1	..
Totals .....	43	..	83	..

## NUMBER OF DISTRICTS IN COUNTY—1931

Number of Schoolhouses  
Used

COUNTY	First Class	Second Class	Third Class	Total	Total Number School Houses Used	Number Used Exclusively for High School	Number One- Room School Houses Used
Adams	1	3	38	42	79	1	40
Alamosa	1	..	13	14	19	1	3
Arapahoe	2	1	26	29	41	1	21
Archuleta	..	1	21	22	26	..	23
Baca	..	1	62	63	88	1	70
Bent	1	..	37	38	46	2	36
Boulder	2	12	53	57	73	5	20
Chaffee	1	..	24	25	23	1	19
Cheyenne	..	..	9	9	27	1	21
Clear Creek	1	..	8	9	7	1	5
Conejos	..	3	27	30	34	3	10
Costilla	..	..	14	14	18	..	6
Crowley	..	4	5	9	18	2	8
Custer	..	..	23	23	22	1	20
Delta	1	3	14	18	34	3	11
Denver	1	..	..	1	95	15	..
Dolores	..	..	10	10	16	..	14
Douglas	..	..	33	33	35	1	29
Eagle	..	..	23	23	33	2	25
Elbert	..	..	47	47	84	..	76
El Paso	1	1	36	38	82	6	19
Fremont	2	..	31	33	47	2	19
Garfield	..	2	40	42	57	2	39
Gilpin	1	..	10	11	7	1	4
Grand	..	..	17	17	24	..	19
Gunnison	..	2	24	26	31	2	21
Hinsdale	..	..	4	4	4	..	3
Huerfano	1	2	48	51	80	1	51
Jackson	..	..	6	6	10	..	8
Jefferson	..	5	42	47	58	3	24
Kiowa	..	1	17	18	24	..	14
Kit Carson	..	1	82	83	85	..	61
Lake	1	..	8	9	14	2	9
La Plata	1	1	36	38	62	2	41
Larimer	2	1	43	46	70	3	26
Las Animas	3	4	113	120	163	1	104
Lincoln	..	2	43	45	72	2	60
Logan	1	1	55	57	98	2	62
Mesa	1	3	32	36	66	6	15
Mineral	..	..	3	3	3	..	1
Moffat	..	1	35	36	61	1	60
Montezuma	..	1	29	30	36	..	25
Montrose	1	1	24	26	40	3	12
Morgan	2	..	17	19	63	2	30
Otero	2	4	14	20	39	4	8
Ouray	..	..	12	12	16	1	6
Park	..	..	20	20	36	..	26
Phillips	..	1	37	38	37	3	28
Pitkin	1	..	14	15	14	1	12
Prowers	1	2	47	50	74	4	50
Pueblo	2	2	43	47	103	4	31
Rio Blanco	..	1	17	18	33	1	30
Rio Grande	2	2	4	8	14	3	3
Routt	..	2	42	44	65	2	52
Saguache	..	2	16	18	23	1	8
San Juan	..	..	1	1	2	..	..
San Miguel	..	..	14	14	22	..	20
Sedgwick	..	2	22	24	32	3	23
Summit	..	..	9	9	7	..	4
Teller	1	..	10	11	10	..	5
Washington	..	2	82	84	125	3	115
Weld	2	11	123	136	180	7	62
Yuma	..	2	115	117	138	4	120
Totals	39	70	1,924	2,033	3,044	123	1,787

## NUMBER OF DISTRICTS IN COUNTY—1932

COUNTY	Number of Districts				Number of Schoolhouses Used		
	First Class	Second Class	Third Class	Total	Total Number School Houses Used	Number Used Exclusively for High School	Number One-Room School Houses Used
Adams	1	2	39	42	80	2	40
Alamosa	1	..	13	14	19	1	4
Arapahoe	2	2	25	29	42	1	23
Archuleta	..	1	21	22	26	..	24
Baca	..	1	65	66	85	1	70
Bent	1	..	37	38	47	2	41
Boulder	2	2	52	56	68	4	21
Chaffee	1	..	24	25	25	1	23
Cheyenne	..	..	9	9	28	1	15
Clear Creek	1	..	9	10	9	1	6
Conejos	..	3	27	30	34	3	10
Costilla	..	..	14	14	18	..	5
Crowley	..	4	5	9	16	..	8
Custer	..	..	22	22	22	1	20
Delta	1	3	14	18	34	2	10
Denver	1	..	..	1	95	15	..
Dolores	..	..	10	10	16	..	14
Douglas	..	..	33	33	35	1	28
Eagle	..	..	25	25	32	2	23
Elbert	..	..	47	47	84	..	75
El Paso	1	1	36	38	61	6	17
Fremont	2	1	30	33	47	2	19
Garfield	..	2	41	43	55	2	43
Gilpin	1	..	10	11	7	1	4
Grand	..	..	17	17	25	..	20
Gunnison	..	2	24	26	34	2	20
Hinsdale	..	..	4	4	4	..	3
Huerfano	1	1	50	52	76	2	54
Jackson	..	..	7	7	9	1	7
Jefferson	..	5	41	46	57	3	28
Kiowa	..	1	17	18	24	..	13
Kit Carson	..	1	82	83	85	..	73
Lake	1	..	8	9	11	..	10
La Plata	1	1	36	38	69	2	40
Larimer	2	1	43	46	70	3	26
Las Animas	3	3	114	120	162	1	105
Lincoln	..	2	43	45	72	2	60
Logan	1	1	56	58	96	3	60
Mesa	1	3	32	36	67	6	11
Mineral	..	..	3	3	3	..	1
Moffat	..	1	35	36	61	1	57
Montezuma	..	3	28	31	40	..	26
Montrose	1	1	24	26	44	4	11
Morgan	2	..	17	19	54	2	31
Otero	2	3	15	20	38	4	8
Ouray	..	..	12	12	10	1	6
Park	..	..	20	20	36	..	22
Phillips	..	2	36	38	42	2	29
Pitkin	1	..	14	15	12	1	11
Prowers	1	2	47	50	74	4	50
Pueblo	2	2	44	48	83	4	30
Rio Blanco	..	1	14	15	33	1	30
Rio Grande	2	2	4	8	14	3	2
Routt	..	2	42	44	73	2	55
Saguache	..	2	17	19	24	1	9
San Juan	..	..	1	1	2	..	..
San Miguel	..	..	15	15	23	..	21
Sedgwick	..	3	21	24	32	2	23
Summit	..	..	9	9	7	..	4
Teller	..	1	10	11	12	..	5
Washington	..	2	83	85	125	3	115
Weld	2	11	123	136	180	7	62
Yuma	..	2	115	117	137	9	119
Totals	38	83	1,931	2,052	3,005	127	1,800

## PUBLIC SCHOOL INCOME FUND

Denver, Colorado, July 26, 1930.

MR. JOHN M. JACKSON,  
Auditor of State, Capitol Building,  
Denver, Colorado.

DEAR SIR:

Pursuant to law I have this day apportioned the Public School Income Fund as follows:

County	Amount Apportioned	Withheld Account High School Tuition	Balance Certified to State Auditor
Adams .....	\$ 6,482.30	\$ 1,737.50	\$ 4,744.80
Alamosa .....	2,802.51	65.75	2,736.76
Arapahoe .....	6,717.60	1,115.00	5,602.60
Archuleta .....	1,074.81	75.00	999.81
Baca .....	3,399.33	321.00	3,078.33
Bent .....	2,755.31	147.50	2,607.81
Boulder .....	10,349.33	.....	10,349.33
Chaffee .....	2,443.85	131.50	2,312.35
Cheyenne .....	1,235.36	.....	1,235.36
Clear Creek .....	544.95	.....	544.95
Conejos .....	3,990.59	50.00	3,940.59
Costilla .....	2,058.23	.....	2,058.23
Crowley .....	2,187.45	.....	2,187.45
Custer .....	548.00	100.00	448.00
Delta .....	5,492.33	.....	5,492.33
Denver .....	87,057.56	596.70	86,460.86
Dolores .....	409.91	200.00	209.91
Douglas .....	941.93	473.15	468.78
Eagle .....	1,043.43	369.00	674.43
Elbert .....	2,168.26	990.20	1,178.06
El Paso .....	13,466.15	88.90	13,377.25
Fremont .....	5,959.29	576.40	5,382.89
Garfield .....	3,309.76	183.95	3,125.81
Gilpin .....	258.42	.....	258.42
Grand .....	539.75	88.90	450.85
Gunnison .....	1,591.68	2,084.55	Deficit 492.87
Hinsdale .....	128.71	100.00	28.71
Huerfano .....	7,441.33	42.50	7,398.83
Jackson .....	359.52	50.00	309.52
Jefferson .....	6,291.71	966.70	5,325.01
Kiowa .....	1,425.67	291.25	1,134.42
Kit Carson .....	3,523.42	503.55	3,019.87
Lake .....	1,627.04	.....	1,627.04
La Plata .....	4,724.20	50.00	4,674.20
Larimer .....	10,762.23	50.00	10,712.23
Las Animas .....	13,679.98	115.00	13,564.98
Lincoln .....	3,021.38	797.80	2,223.58
Logan .....	7,640.42	50.00	7,590.42

County	Amount Apportioned	Withheld Account High School Tuition	Balance Certified to State Auditor
Mesa .....	\$ 8,867.10	.....	\$ 8,867.10
Mineral .....	137.76	.....	137.76
Moffat .....	1,563.78	\$ 100.00	1,463.78
Montezuma .....	2,596.20	400.00	2,196.20
Montrose .....	4,236.26	1,713.55	2,522.71
Morgan .....	6,694.87	200.00	6,494.87
Otero .....	8,653.36	460.00	8,193.36
Ouray .....	477.80	.....	477.80
Park .....	508.17	263.00	245.17
Phillips .....	1,835.04	.....	1,835.04
Pitkin .....	438.82	358.75	80.07
Prowers .....	5,404.29	.....	5,404.29
Pueblo .....	22,232.48	1,277.50	20,954.98
Rio Blanco .....	921.16	100.00	821.16
Rio Grande.....	3,541.44	.....	3,541.44
Routt .....	2,891.84	88.90	2,802.94
Saguache .....	2,221.47	37.50	2,183.97
San Juan.....	346.64	.....	346.64
San Miguel.....	748.60	422.20	326.40
Sedgwick .....	2,016.35	213.90	1,802.45
Summit .....	239.71	267.50	Deficit 27.79
Teller .....	1,134.33	707.40	426.93
Washington .....	3,450.62	500.00	2,950.62
Weld .....	23,166.33	1,997.45	21,168.88
Yuma .....	4,719.01	302.80	4,416.21
Adams State Teachers College, Alamosa.....	63.96	.....	63.96
Colorado State Teachers College, Greeley .....	733.15	.....	733.15
Western State College of Colorado, Gunnison ....	156.61	.....	156.61
Total.....	\$339,450.85	\$ 21,301.59	\$318,149.26

#### State Aid for Payment of Teachers' Minimum Salaries

Arapahoe County .....	\$ 712.99
Baca County.....	3,275.50
Conejos County.....	12,921.50
Costilla County .....	180.84
Delta County .....	6,064.35
Dolores County .....	1,174.79
Huerfano County .....	11,103.49
La Plata County.....	3,337.97
Las Animas County.....	17,068.34
Mesa County .....	4,198.54
Moffat County .....	2,629.55
Montezuma County.....	9,148.67
Total.....	\$ 71,816.53

Amount to be apportioned.....		\$416,445.44
State Aid Payment of Teachers' Minimum Salaries.....	\$ 71,816.53	
Amount deducted for supplies.....	5,298.13	
Withheld account high school tuition, Ch. 159, S. L. 1929.....	21,301.59	
Balance certified to State Auditor.....	318,149.26	
Excess apportionment .....		120.07
	<hr/>	<hr/>
Total.....	\$416,565.51	\$416,565.51

Respectfully submitted,

KATHERINE L. CRAIG,  
State Superintendent of Public Instruction.



**PUBLIC SCHOOL INCOME FUND**

Denver, Colorado, January 23, 1931.

MR. WILLIAM D. MacGINNIS,  
Auditor of State, Capitol Building,  
Denver, Colorado.

DEAR SIR:

Pursuant to law I have this day apportioned the Public School Income Fund as follows:

Adams County.....	\$ 7,150.41
Alamosa County.....	2,897.72
Arapahoe County.....	7,270.90
Archuleta County.....	1,150.48
Baca County.....	3,785.05
Bent County.....	3,092.92
Boulder County.....	11,366.01
Chaffee County.....	2,593.87
Cheyenne County.....	1,354.97
Clear Creek County.....	576.42
Conejos County.....	4,389.85
Costilla County.....	2,263.68
Crowley County.....	2,346.17
Custer County.....	603.62
Delta County.....	6,117.95
Denver County.....	95,429.78
Dolores County.....	438.15
Douglas County.....	1,035.67
Eagle County.....	1,047.64
Elbert County.....	2,331.87
El Paso County.....	14,757.15
Fremont County.....	6,516.84
Garfield County.....	3,595.54
Gilpin County.....	289.34
Grand County.....	586.61
Gunnison County.....	1,694.41
Hinsdale County.....	138.89
Huerfano County.....	8,393.74
Jackson County.....	397.16
Jefferson County.....	6,843.84
Kiowa County.....	1,429.75
Kit Carson County.....	3,897.46
Lake County.....	1,771.80
La Plata County.....	4,974.32
Larimer County.....	11,868.60
Las Animas County.....	15,026.87
Lincoln County.....	3,131.96
Logan County.....	8,301.54
Mesa County.....	9,518.81
Mineral County.....	154.26
Moffat County.....	1,726.54
Montezuma County.....	2,826.84
Montrose County.....	4,626.87

Morgan County.....	\$ 7,320.16
Otero County.....	9,361.85
Ouray County.....	493.33
Park County.....	565.77
Phillips County.....	1,875.27
Pitkin County.....	509.70
Prowers County.....	5,902.43
Pueblo County.....	24,347.95
Rio Blanco County.....	993.63
Rio Grande County.....	3,858.37
Routt County.....	3,117.95
Saguache County.....	2,447.80
San Juan County.....	376.43
San Miguel County.....	823.76
Sedgwick County.....	2,209.58
Summit County.....	272.74
Teller County.....	1,164.41
Washington County.....	3,613.45
Weld County.....	25,506.21
Yuma County.....	5,243.76
Adams State Teachers College.....	72.54
Colorado State Teachers College.....	806.40
Western State College of Colorado.....	172.33
Total.....	\$370,768.64

#### State Aid for Payment of Teachers' Minimum Salaries

Baca County.....	\$ 5,079.25
Conejos County.....	13,757.10
Delta County.....	12,248.64
Dolores County.....	812.37
Hinsdale County.....	106.34
Huerfano County.....	11,264.53
La Plata County.....	4,836.70
Las Animas County.....	11,648.87
Mesa County.....	6,777.70
Moffat County.....	2,944.27
Montezuma County.....	10,958.00
Montrose County.....	463.73
Washington.....	2,136.25
	\$ 83,035.75

Amount to be apportioned.....	\$460,942.66
State Aid Payment of Teachers' Minimum Salaries.....	\$ 83,035.75
Amount deducted for supplies.....	7,230.96
Balance Certified to State Auditor.....	370,768.64
Excess Apportionment.....	92.69
Total.....	\$461,035.35

Respectfully submitted,

INEZ JOHNSON LEWIS,  
State Superintendent of Public Instruction.

**PUBLIC SCHOOL INCOME FUND**

Denver, Colorado, July 17, 1931.

MR. WILLIAM D. MacGINNIS,  
Auditor of State, Capitol Building,  
Denver, Colorado.

DEAR SIR:

Pursuant to law I have this day apportioned the Public School Income Fund as follows:

Adams County.....	\$ 6,060.92
Alamosa County.....	2,601.12
Arapahoe County.....	6,153.59
Archuleta County.....	951.92
Baca County.....	3,303.24
Bent County.....	2,636.07
Boulder County.....	9,598.12
Chaffee County.....	2,128.58
Cheyenne County.....	1,169.38
Clear Creek County.....	489.90
Conejos County.....	3,707.31
Costilla County.....	1,911.67
Crowley County.....	1,948.01
Custer County.....	517.51
Delta County.....	4,951.88
Denver County.....	77,977.67
Dolores County.....	363.91
Douglas County.....	916.60
Eagle County.....	1,087.19
Elbert County.....	1,920.79
El Paso County.....	12,437.61
Fremont County.....	5,327.96
Garfield County.....	2,915.54
Gilpin County.....	217.70
Grand County.....	539.99
Gunnison County.....	1,424.55
Hinsdale County.....	107.80
Huerfano County.....	6,738.03
Jackson County.....	343.46
Jefferson County.....	5,747.73
Kiowa County.....	1,385.87
Kit Carson County.....	3,387.01
Lake County.....	1,422.20
La Plata County.....	4,182.39
Larimer County.....	9,741.52
Las Animas County.....	12,230.77
Lincoln County.....	2,671.67
Logan County.....	6,948.30
Mesa County.....	7,868.16
Mineral County.....	127.68
Moffat County.....	1,479.27
Montezuma County.....	2,420.57
Montrose County.....	3,828.73

Morgan County.....	\$ 5,893.43
Otero County.....	7,510.30
Ouray County.....	419.16
Park County.....	506.71
Phillips County.....	1,753.55
Pitkin County.....	429.86
Prowers County.....	5,017.30
Pueblo County.....	19,588.85
Rio Blanco County.....	821.87
Rio Grande County.....	3,391.49
Routt County.....	2,832.29
Saguache County.....	1,989.77
San Juan County.....	305.50
San Miguel County.....	650.04
Sedgwick County.....	1,830.94
Summit County.....	167.59
Teller County.....	1,054.33
Washington County.....	3,147.93
Weld County.....	21,454.56
Yuma County.....	4,505.79
Adams State Teachers College.....	82.42
Colorado State Teachers College.....	698.08
Western State College of Colorado.....	143.00
Total.....	<u>\$308,084.65</u>

#### State Aid for Payment of Teachers' Minimum Salaries

Baca County.....	\$ 5,079.25
Conejos County.....	13,757.10
Delta County.....	12,248.64
Dolores County.....	812.38
Hinsdale County.....	106.35
Huerfano County.....	11,264.54
La Plata County.....	4,838.70
Las Animas County.....	11,648.87
Mesa County.....	6,777.71
Moffat County.....	2,944.27
Montezuma County.....	10,958.00
Montrose County.....	463.74
Washington County.....	2,136.25
Total.....	<u>\$ 83,035.80</u>

Amount to be apportioned.....	\$395,973.95
State Aid for Payment of Teachers' Minimum Salaries.....	\$ 83,035.80
Amount Deducted for supplies.....	4,785.09
Balance Certified to State Auditor.....	308,084.65
Amount not apportioned.....	68.41
Total.....	<u>\$395,973.95</u>

Respectfully submitted,

INEZ JOHNSON LEWIS,  
State Superintendent of Public Instruction.

## PUBLIC SCHOOL INCOME FUND

Denver, Colorado, April 19, 1932.

MR. WILLIAM D. MACGINNIS,  
Auditor of State, Capitol Building,  
Denver, Colorado.

DEAR SIR:

Pursuant to law I have this day apportioned the Public School Income Fund as follows:

County	Amount Apportioned	Withheld Account High School Tuition	Balance Certified to State Auditor
Adams .....	\$ 1,888.63	\$ 80.00	\$ 1,808.63
Alamosa .....	839.40	.....	839.40
Arapahoe .....	2,011.05	135.00	1,876.05
Archuleta .....	260.92	.....	260.92
Baca .....	1,081.69	.....	1,081.69
Bent .....	814.58	135.00	679.58
Boulder .....	3,126.54	.....	3,126.54
Chaffee .....	705.07	.....	705.07
Cheyenne .....	365.06	105.00	260.06
Clear Creek .....	165.71	.....	165.71
Conejos .....	1,204.94	.....	1,204.94
Costilla .....	652.81	.....	652.81
Crowley .....	625.82	.....	625.82
Custer .....	152.75	.....	152.75
Delta .....	1,615.03	.....	1,615.03
Denver .....	25,962.69	.....	25,962.69
Dolores .....	120.63	.....	120.63
Douglas .....	235.74	225.00	10.74
Eagle .....	340.87	.....	340.87
Elbert .....	648.97	295.00	353.97
El Paso .....	4,065.28	.....	4,065.28
Fremont .....	1,752.05	.....	1,752.05
Garfield .....	1,039.25	370.00	669.25
Gilpin .....	68.30	.....	68.30
Grand .....	174.04	.....	174.04
Gunnison .....	458.90	458.90	.....
Hinsdale .....	37.19	.....	37.19
Huerfano .....	2,189.38	.....	2,189.38
Jackson .....	103.65	.....	103.65
Jefferson .....	1,872.80	.....	1,872.80
Kiowa .....	434.23	191.25	242.98
Kit Carson .....	1,122.82	495.00	627.82
Lake .....	476.28	.....	476.28
La Plata .....	1,271.57	.....	1,271.57
Larimer .....	3,226.04	30.00	3,196.04
Las Animas .....	4,002.85	90.00	3,912.85
Lincoln .....	835.30	130.00	705.30
Logan .....	2,257.83	.....	2,257.83
Mesa .....	2,551.34	135.00	2,416.34
Mineral .....	32.05	.....	32.05
Moffat .....	482.84	.....	482.84
Montezuma .....	782.77	.....	782.77
Montrose .....	1,231.86	295.00	936.86

Morgan .....	\$ 1,942.92	.....	\$ 1,942.92
Otero .....	2,413.54	.....	2,413.54
Ouray .....	119.97	.....	119.97
Park .....	125.16	\$ 45.00	80.16
Phillips .....	551.03	.....	551.03
Pitkin .....	146.73	90.00	56.73
Prowers .....	1,609.76	.....	1,609.76
Pueblo .....	6,449.46	.....	6,449.46
Rio Blanco .....	276.01	.....	276.01
Rio Grande.....	1,114.11	.....	1,114.11
Routt .....	919.64	.....	919.64
Saguache .....	643.17	90.00	553.17
San Juan.....	98.95	.....	98.95
San Miguel .....	210.85	.....	210.85
Sedgwick .....	603.46	.....	603.46
Summit .....	35.59	.....	35.59
Teller .....	344.33	.....	344.33
Washington .....	1,012.00	146.26	865.75
Weld .....	7,152.96	450.00	6,702.96
Yuma .....	1,450.11	90.00	1,360.11
Adams State Teachers College .....	27.47	.....	27.47
Colorado State Teachers College .....	232.69	.....	232.69
Western State College of Colorado.....	47.66	.....	47.66
Total.....	\$100,815.09	\$ 4,081.40	\$ 96,733.69

#### State Aid for Payment of Teachers' Minimum Salaries

County	Amount
Alamosa .....	\$ 1,930.09
Arapahoe .....	9,099.03
Baca .....	8,455.56
Bent .....	639.04
Conejos .....	16,222.41
Costilla .....	2,149.04
Custer .....	757.45
Delta .....	13,712.40
Dolores .....	2,296.18
Huerfano .....	22,196.08
Kit Carson .....	3,265.48
La Plata .....	7,202.49
Las Animas.....	23,219.90
Lincoln .....	835.32
Mesa .....	14,620.96
Moffat .....	6,413.23
Montezuma .....	15,441.56
Montrose .....	9,367.99
Prowers .....	2,406.02
Rio Grande.....	4,358.95
Teller .....	343.54
Washington .....	9,292.69
Yuma .....	7,430.06
Total.....	\$181,655.47

## High School Tuition

County	School	District	Amount
Adams.....	Brighton .....	27	\$ 450.00
Arapahoe.....	Deer Trail .....	26	25.00
Arapahoe.....	Littleton .....	6	180.00
Crowley.....	Crowley .....	1	45.00
Crowley.....	Ordway .....	12	90.00
Delta.....	Delta .....	1	180.00
Delta.....	Paonia .....	3	458.90
Denver.....	Denver .....	1	180.00
Elbert.....	Elizabeth U. H. S.....	...	45.00
El Paso.....	Miama-Rush .....	29	50.00
Garfield.....	County High School .....	...	90.00
Gunnison.....	County High School .....	...	90.00
Kiowa.....	Eads .....	1	30.00
Kit Carson.....	First Central.....	29	25.00
Kit Carson.....	Second Central.....	19	50.00
Lincoln.....	Limon U. H. S.....	...	270.00
Mesa.....	DeBeque .....	10	325.00
Mesa.....	Grand Junction .....	1	45.00
Morgan.....	Brush .....	2	45.00
Otero.....	La Junta .....	11	135.00
Phillips.....	County High School .....	...	90.00
Prowers.....	Lamar Union High School..	...	101.25
Prowers.....	Wiley .....	13	150.00
San Miguel.....	Norwood .....	6	250.00
Weld.....	Johnstown .....	48	30.00
Weld.....	Kcenesburg .....	12	30.00
Weld.....	Kiowa Cons.....	88	25.00
Yuma.....	Idalia B. C. H. S.....	74	180.00
Yuma.....	Kirk B. C. H. S.....	82	315.00
Yuma.....	Yuma Union High School...	...	101.25
Total.....			\$4,081.40

Amount certified by State Auditor was \$324,083.06. Included in this was \$38,111.22 held by the State Treasurer since the school year of 1929-30 pending a decision of Supreme Court, leaving the amount to be apportioned..... \$285,971.84

State Aid Payment of Teachers' Minimum Salaries .....	\$181,655.47	
Amount deducted for supplies.....	3,526.14	
High School Tuition.....	4,081.40	
Balance Certified to State Auditor.....	96,733.69	
Excess Apportionment.....		24.86
Total.....	\$285,996.70	\$285,996.70

Respectfully submitted,

INEZ JOHNSON LEWIS,  
State Superintendent of Public Instruction.





REPORT  
OF THE  
State Superintendent *of*  
Public Instruction

OF THE  
STATE OF COLORADO

For the Years  
1933-1934

INEZ JOHNSON LEWIS  
State Superintendent of Public Instruction



The Bradford-Robinson Ptg. Co.  
Denver, Colorado  
1934

# INDEX

1933-1934

Boards:	Page
of Education.....	141
of Examiners.....	141
of Reading Circle.....	141
Child Welfare.....	159
County Superintendents.....	142
County Superintendents' Meetings.....	181
Educational Institutions.....	140
High Schools Accredited.....	144
Letter to Governor.....	135
Official Staff.....	138
Oratorical Contests.....	181
Parent-Teacher .....	165
Public Health.....	167
Reading Circle Certificates Issued by State Teachers College, Greeley.....	153
Summary of Sales of Books.....	152
Rural Choir certificates issued.....	157-180
Special Educational Activities under Federal Control.....	175
Spelling Contests.....	181
State Certificates issued and financial report.....	183
State Contest—Gorgas Memorial Essay.....	178
State Superintendents.....	139
Statistics .....	185
Traveling Library.....	171
Visits and meetings of State Superintendent.....	147

HONORABLE EDWIN C. JOHNSON,  
Governor of the State of Colorado,  
State Capitol,  
Denver, Colorado.

My Dear Governor Johnson :

In accordance with Section 8270 Compiled Laws of Colorado of 1921, it becomes the duty of the State Superintendent of Public Instruction, to submit to the Governor, a Biennial Report covering the conditions, progress made and needs of the educational system in this state. Therefore, in compliance with the terms of said Statute, I am herewith presenting for your consideration the following report :

You will note that our schools have not escaped the blasting effects of the economic depression. I am of the opinion that at no other time within the history of Colorado has the administration of educational affairs been attended by such precarious situations in regard to its finances. By reason of great loss in valuations among the various districts of the state, we are face to face as never before with the bewildering problem of producing sufficient funds to give the children of Colorado an adequate education, which is their rightful inheritance. In many instances, the length of the school terms have been shortened. In all instances, salaries have been materially reduced, and in many districts, school warrants cannot now be cashed by the teachers. Some teachers have not been paid at all during the present school year.

There is no doubt in my mind but that these conditions are resultant partly from our economic depression, but in addition to the economic depression which has caused drastic losses in the school program, Colorado has been laboring for a number of years with an antiquated taxing system which is wholly inadequate to meet the school needs of the present day. We must have new sources of support for public education—the old source has broken down.

The question of education is of major interest to the people of the state. Education is the bulwark of our republic. Our democracy can survive only upon an intelligent citizenry; therefore, education is and must continue to be one of the major functions of a free government. The grave situation in which we find ourselves demands the noblest kind of thinking on the part of the people of Colorado, who feel the responsibility to our future citizens, as well as the obligation to protect those forces which make for stability in society.

In my opinion, it has been very unfortunate that Colorado has, year after year, forced the real property owners to bear the cost of state government. In Colorado, this burden has fallen heaviest upon the small home owners and farmers. It is evident that Colorado is now awakening to the fact that there are better ways to support government than that of forcing an unjust burden upon such property owners.

The theory and practice for financing public education varies widely among the various states of the Union. In common with

many of the states. Colorado adopted in the beginning the district system. As a result of the property taxing system, coupled with the district system, Colorado has all sorts of educational standards. There is a wide spread between the best and the poorest schools in the state. The range of valuations is as low as \$260.00 per child in district number six of Costilla County up to \$58,943.00 per child in district number forty-one of Boulder County.

The special tax levied by the local districts has been the chief support of our schools, with but one exception. This exception is the funds provided by the minimum salary law. The minimum salary law provides Colorado's only equalization plan at present. It has aided weak districts during the last few years to keep schools open in spite of the existing economic conditions. The funds accruing under the minimum salary law have been supplemented by the general school fund whenever the county funds so accruing were not sufficient to pay each eligible teacher \$75.00 per month during the school term.

I beg to call your attention to the fact that with the great loss in district valuations, Colorado cannot continue to provide public schools worthy of our ideals of what schools ought to be. The time has arrived when our state must seek further ways and means of equalizing the burden of the cost of free education. I am of the opinion that it has now become the duty of the state to further provide financial aid so that all districts may, in the main, be able to have a creditable school. Please note the following from the Constitution of the State of Colorado. Section 2 of Article IX:

“The general assembly shall, as soon as practicable, provide for the establishment and maintenance of a thorough and UNIFORM system of free public schools throughout the state, wherein all residents of the state, between the ages of six and twenty-one, may be educated gratuitously.”

Therefore, in my opinion, the State Legislature is charged with the duty of further equalizing the burden of financing the schools.

Records filed in this office from the various states in the Union show that Colorado as a state contributes much less to the local school district than do many other states. Please note that the Commonwealth of North Carolina pays 100% of the cost of a minimum school program prescribed by that state; Delaware pays 87.9%; Alabama pays 40.8%; Georgia pays 35.6%; Texas pays 33.9%; Arkansas pays 33.7%; Utah pays 33.6%; Mississippi pays 28.6%; and New York pays 27.6%. Contrast the taxing load which the above states carry with that of Colorado. Colorado contributes only 4% to the maintenance of its local school districts.

It is evident that the framers of the Constitution of Colorado contemplated providing equal educational opportunities for all the children of the state. At the present time, the “equal opportunity” is an idle dream. Under the existing taxing system, we have the spectacle before us of high taxes in poor districts pro-

viding inefficient schools, and on the other hand, of low taxes in rich districts providing excellent schools.

The State Department of Education urges the people of the state to provide sufficient funds for the support of its schools as a practical means for self-protection in government. If we are to have government we must have taxes, and if we are to have a free government, we must have free schools.

The collection of school taxes is by far the most economical method of educating the masses. The burden of taxation is felt because it rests upon a few. If our people as a whole would bear their just share, the burden would not be great.

This Department during this Biennial Period begs to pay tribute to the County Superintendents who have served this state faithfully, and to the school boards who have been the unpaid servants of education, and to the teachers who have worked incessantly and unselfishly for the common good.

It is my belief that the people of our state want to continue the modern school program. The modern school program includes health education, vocational guidance and training, as well as educational subjects along cultural lines. The new school seeks to train our young citizens so that they may adjust themselves to the machine age and to our changing civilization. Public opinion has been the force which has continuously and consistently demanded advancement for the new school activities and the new school program.

It becomes my duty and pleasure to report to you that this Department has carried on, under the direction of the Federal Government, an adult educational program supported by the Federal Emergency Relief Administration funds. During the last year there were enrolled 23,000 men and women who took advantage of classes offered by unemployed teachers of the state. The organization for the adult program, of necessity, was not complete. The speed with which we had to work in getting the funds to the teachers who were in need of financial help somewhat disturbed our educational ideals of organization. Nevertheless, we saw hope and courage and renewed faith come to the discouraged members of the adult classes. The experiments which this Department has carried on during the last two years prove that the adult individual is made happy by new knowledge, which will make it possible for him to adjust himself to new conditions. It is hoped, therefore, that some time in the future, Colorado will make provision for the establishment of "opportunity schools" wherever needed and desired throughout the state.

The serious situation of the educational program at the present time demands the immediate attention and co-operation of the taxpayer and all educational officials. This co-operation can be best expressed in new laws which will meet the difficulties which we are facing. This can come about only after much thought, planning, and intelligent action on the part of the people's representatives, the Legislature.

Respectfully submitted,

INEZ JOHNSON LEWIS,  
State Superintendent of Public Instruction.

**STATE OF COLORADO  
STATE DEPARTMENT OF EDUCATION**

**Official Staff 1933-1934**

INEZ JOHNSON LEWIS  
State Superintendent of Public Instruction

LUCY CASON AULD  
Deputy Superintendent

MAGDALENE C. ROFF  
Educational Statistician

HELEN M. VON ROSENBERG  
Supervisor of Certification

REGINA O. BORNSTEIN  
Private Secretary

MARJORY HILL GRIFFITH  
Chief Clerk

ELIZABETH V. CROWE  
Clerk of Supplies

CARRIE S. MOTT  
Stenographer

MARY S. REICHERT  
Clerk-Typist

TERRITORIAL SCHOOL SUPERINTENDENTS  
OF COLORADO

W. J. Curtice.....	1861-1863
Wm. S. Walker.....	1863-1865
A. W. Atkins.....	1865-1867
Columbus Nuekolls.....	1867-1869
Wm. C. Lothrop.....	1869-1873
Horace M. Hale.....	1873-1876

STATE SUPERINTENDENTS OF PUBLIC INSTRUCTION OF  
COLORADO FROM THE ORGANIZATION OF THE STATE

Joseph C. Shattuck.....	1877-1878
Joseph C. Shattuck.....	1879-1880
L. S. Cornell.....	1881-1882
Joseph C. Shattuck.....	1883-1884
L. S. Cornell.....	1885-1886
L. S. Cornell.....	1887-1888
Fred Dick.....	1889-1890
Nathan B. Coy.....	1891-1892
J. F. Murray.....	1893-1894
Mrs. A. J. Peavey.....	1895-1896
Grace Espey Patton.....	1897-1898
Mrs. Helen L. Grenfell.....	1899-1900
Mrs. Helen L. Grenfell.....	1901-1902
Mrs. Helen L. Grenfell.....	1903-1904
Katherine L. Craig.....	1905-1906
Katherine L. Craig.....	1907-1908
Katherine M. Cook.....	1909-1910
Helen Marsh Wixson.....	1911-1912
Mary C. C. Bradford.....	1913-1914
Mary C. C. Bradford.....	1915-1916
Mary C. C. Bradford.....	1917-1918
Mary C. C. Bradford.....	1919-1920
Katherine L. Craig.....	1921-1922
Mary C. C. Bradford.....	1923-1924
Mary C. C. Bradford.....	1925-1926
Katherine L. Craig.....	1927-1928
Katherine L. Craig.....	1929-1930
Inez Johnson Lewis.....	1931-1932
Inez Johnson Lewis.....	1933-1934

## STATE EDUCATIONAL INSTITUTIONS

University of Colorado.....	Geo. Norlin.....	Boulder
State Teachers College.....	Geo. W. Frasier.....	Greeley
Western State College of Colorado.....	C. C. Casey.....	Gunnison
State Agricultural College.....	Chas. A. Lory.....	Fort Collins
Fort Lewis School of Agriculture.....	G. F. Snyder.....	Hesperus
State School of Mines.....	M. F. Coolbaugh.....	Golden
Adams State Teachers College.....	Ira Richardson.....	Alamosa
Trinidad Junior College.....	Wm. R. Ross.....	Trinidad
Grand Junction Junior College.....	Clifford G. Houston.....	Grand Jet.

PRIVATE INSTITUTIONS RECOGNIZED BY DEPARTMENT  
OF STATE SUPERINTENDENT OF  
PUBLIC INSTRUCTION

University of Denver.....	Fred M. Hunter.....	Denver
Colorado College.....	Chas. C. Mierow.....	Colo. Spgs.
	Acting, C. B. Hershey	
Loretto Heights College.....	Mother Superior.....	Loretto
Colorado Woman's College.....	J. E. Huchingson.....	Denver
Regis College.....	J. A. Herbers.....	Denver

## OTHER STATE INSTITUTIONS

State School for Deaf and Blind.....	Supt. A. L. Brown.....	Colo. Spgs.
State Industrial School for Boys.....	Supt. B. T. Poxson.....	Golden
State Industrial School for Girls.....	Supt. Anna Cooley.....	Morrison
State Home for Dependent and Neglected Children .....	Supt. John L. McMenamin.....	Denver
State Home and Training School for Mental Defectives.....	} Dr. B. L. Jefferson.....	Grand Jct.

## STATE READING CIRCLE BOARD FOR 1933

E. N. Freeman, Chairman, Supt. of Schools.....	Wheatridge
Mrs. Nettie S. Freed, County Supt. of Schools.....	Pueblo
Cora C. Bruns, Western State College of Colorado.....	Gunnison
Sarah Duboff, Teacher, Denver Schools.....	Denver
E. J. Knight, Supt. of Schools.....	Littleton



## STATE READING CIRCLE BOARD FOR 1934

Miss Cora C. Bruns, Chairman, Western State College of Colorado .....	Gunnison
Mrs. Nettie S. Freed, County Supt. of Schools.....	Pueblo
John C. Unger, Supt. of Schools.....	Hugo
E. N. Freeman, Supt. of Schools.....	Wheatridge
Mrs. Inez Johnson Lewis, State Superintendent.....	Denver

## STATE BOARD OF EDUCATION, 1933-34

Mrs. Inez Johnson Lewis.....	State Superintendent, President
Paul P. Prosser.....	Attorney General
Chas. M. Armstrong.....	Secretary of State

## STATE BOARD OF EXAMINERS, 1933-34

Mrs. Inez Johnson Lewis, State Superintendent, Ex-officio.....	Chairman
I. E. Stutsman, Superintendent of Schools.....	Greeley
Allie V. Richmond, Former County Superintendent.....	Las Animas
*Dr. Wm. H. Smiley, Superintendent Emeritus.....	Denver
J. F. Keating, Superintendent of Schools.....	Pueblo
Dr. Chas. B. Hershey, Colorado College.....	Colorado Springs
H. M. Corning, Superintendent of Schools.....	Colorado Springs
S. M. Andrews, Superintendent of Schools.....	Walsenburg
E. N. Freeman, Superintendent of Schools.....	Wheatridge
Regina O. Bornstein, Secretary.....	Denver

---

\*Deceased.

**COLORADO COUNTY SUPERINTENDENTS OF SCHOOLS**  
**1933-1934**

County	Name	Address
Adams.....	Mrs. Bertha L. Baker.....	Brighton
Alamosa.....	Mrs. Mabel M. O'Laughlin.....	Alamosa
Arapahoe.....	Mrs. Minnie O. Davis.....	Littleton
Archuleta.....	Mrs. Rachel Bueh.....	Pagosa Springs
Baca.....	Paul M. Mitchell.....	Springfield
Bent.....	Loren D. Root.....	Las Animas
Boulder.....	Mrs. Isabella D. Mayhoffer.....	Boulder
Chaffee.....	Mrs. Bessie M. Shewalter.....	Salida
Cheyenne.....	Mrs. Olive E. McComish.....	Cheyenne Wells
Clear Creek.....	Mrs. Elia M. Conwell.....	Idaho Springs
Conejos.....	Mrs. Estella Sowards.....	Manassa
Costilla.....	Eleuto Medina.....	San Aeaecio
Crowley.....	Mrs. Nona D. Broadbent.....	Ordway
Custer.....	Mrs. Lou C. Beaman.....	Westcliffe
Delta.....	Miss Hazel Leavitt.....	Delta
Denver.....	Mrs. Angela G. Herstrom.....	Denver
Dolores.....	Mrs. Mary E. Livingston.....	Dove Creek
Douglas.....	Mrs. Elizabeth E. Bennet.....	Castle Rock
Eagle.....	Mrs. Georgia Heyer Clark.....	Eagle
Elbert.....	Miss Pauline V. Weiss.....	Kiowa
El Paso.....	Miss Lucile Dee Horton.....	Colorado Springs
Fremont.....	Miss Grace E. Edwards.....	Canon City
Garfield.....	Mrs. Alma M. Harris.....	Glenwood Springs
Gilpin.....	Mrs. Amanda Wagner.....	Central City
Grand.....	Mrs. Dorothy L. Traber.....	Kremmling
Gunnison.....	Mrs. Bertha N. McLain.....	Gunnison
Hinsdale.....	Mrs. Anna Ewart-Davidson.....	Lake City
Huerfano.....	Mrs. Amanda Simpson.....	Walsenburg
Jackson.....	Mrs. Ethlyn F. Riddle.....	Walden
Jefferson.....	Mrs. Naomi K. Olson.....	Golden
Kiowa.....	Mrs. Alma Vrooman.....	Eads
Kit Carson.....	Miss Ora J. Cruiekshank.....	Burlington
Lake.....	Miss Anna M. Holden.....	Leadville
La Plata.....	Mrs. Celia F. Marshall.....	Durango
Larimer.....	Mrs. Una S. Williams.....	Fort Collins
Las Animas.....	W. F. Templin.....	Trinidad

Lincoln.....	Burton Rice .....	Hugo
Logan.....	Miss Kate Lester.....	Sterling
Mesa.....	Frank N. Nisley.....	Grand Junction
Mineral.....	Mrs. E. E. Vanaken.....	Creede
Moffat.....	Mrs. Eleanor C. McWilliams.....	Craig
Montezuma.....	Mrs. Myrtle E. Jordan.....	Cortez
Montrose.....	Mrs. Lucile Andreae .....	Montrose
Morgan.....	Mrs. Rose B. Glassey.....	Fort Morgan
Otero.....	R. H. McNeal.....	La Junta
Ouray.....	Mrs. Jennie L. Brownlee.....	Ouray
Park.....	Mrs. Mayme R. O'Mailia.....	Fairplay
Phillips.....	Charles R. Peter.....	Holyoke
Pitkin.....	Mrs. Hattie B. Burch.....	Aspen
Prowers.....	Mrs. Bernice Weir Wilmoth.....	Lamar
Pueblo.....	Mrs. Nettie S. Freed.....	Pueblo
Rio Blanco.....	Miss Esta Gentry.....	Meeker
Rio Grande.....	Mrs. Nina M. Weiss.....	Del Norte
Routt.....	Mrs. Pearl A. Funk.....	Steamboat Springs
Saguache.....	Mrs. Ora W. Carson.....	Center
San Juan.....	Mrs. Anna C. Bell.....	Silverton
San Miguel.....	Mrs. Eloise Watson Morgan.....	Telluride
Sedgwick.....	Miss Elizabeth K. Zorn.....	Julesburg
Summit.....	Mrs. Mary H. Williams.....	Breckenridge
Teller.....	Mrs. Loretta S. Davis.....	Cripple Creek
Washington.....	Mrs. Josie D. Jones.....	Akron
Weld.....	Jerre F. Moreland.....	Greeley
Yuma.....	A. E. Stevenson.....	Wray

**COLORADO HIGH SCHOOLS ACCREDITED BY THE  
UNIVERSITY OF COLORADO**

1933-1934

Abbey, The, Canon City	Collbran
Adams City	Colorado Springs
Aguilar	Cortez
Akron (Washington Co.*)	Cotopaxi
Alamosa	Craig
Antonito	Crawford
Appleton, Grand Junction	Crested Butte
Arriba	Cripple Creek
Arvada	Crowley Consolidated
Aspen	
Ault	DeBeque
Aurora	Deer Trail
	Del Norte
Bayfield	Delta
Bear Creek Valley Cons., Mt. Morrison	Denver—
Bellview Preparatory High. 1845 Champa St., Denver	East
Bennett	Manual Training
Berthoud	North
Boone	Opportunity
Boulder Preparatory	South
Branson (Las Animas Co.*)	West
Breckenridge	Annunciation
Brighton	Cathedral
Brush	Colo. Vocational High
Buena Vista	Colo. Woman's Col. Prep.
Burlington	Holy Family
Byers	Kent School for Girls
	Randell School
	Regis
	Sacred Heart
	St. Francis de Sales
	St. Joseph's
	St. Mary's Academy
Calhan Union	
Campion Academy, Loveland	Dolores
Canon City	Durango
Carbondale	
Castle Rock (Douglas Co.*)	Eads
Cedaredge	Eagle
Center	Eaton
Central City (Gilpin Co.*)	Eckert
Cheraw	Edgewater, Lakewood School
Cheyenne Mt., Colorado Springs	Elizabeth Union
Cheyenne Wells (Cheyenne Co.*)	Englewood
	Erie Consolidated

Estes Park	Lakewood, Edgewater
Flagler	Lamar
Florence	La Porte
Fort Collins	Las Animas (Bent Co.*)
Fort Lupton	La Veta
Fort Morgan	Leadville
Fountain	Limon
Fowler	Littleton
Frederick	Longmont
Fruita Union	Louisville
Fruitvale, Grand Junction	Loveland
Galeton	Manassa
Georgetown	Mancos
Gilerest	Manitou
Gill Consolidated	Manzanola
Glenwood Springs (Garfield Co.*)	Mead Consolidated
Golden	Meeker (Rio Blanco Co.*)
Granada Union	Mesa
Grand Junction	Milliken
Grand Valley Union	Monte Vista (Rio Grande Co.*)
Greeley	Montrose (Montrose Co.*)
Grover Cent.	Monument, Lewis Consolidated
Gunnison (Gunnison Co.*)	Mt. St. Gertrude, Boulder
Gypsum (Eagle Co.*)	Mt. St. Scholastica, Canon City
Hartman	New Raymer
Hayden	Norwood
Holly Union	Oak Creek
Holyoke (Phillips Co.*)	Olney Springs
Holy Trinity, Trinidad	Ordway
Hooper Consolidated	Ouray (Ouray Co.*)
Hotchkiss Consolidated	Pagosa Springs
Hudson	Palisade
Hugo	Paneratia Hall, Loretto
Idaho Springs	Paonia
Johnstown	Penrose
Julesburg (Sedgwick Co.*)	Pierce Consolidated
Keenesburg	Platteville Consolidated
Kersey	Pritchett
Kiowa Consolidated	Prospect Valley, Keenesburg
Kremmling Union	Pueblo—
Lafayette	Centennial
La Jara Consolidated	Central
La Junta	Lakeside-Vineland Dist. No. 47
	Pleasant View
	St. Patrick's

Red Cliff	Teachers College High, Greeley
Rifle Union	Telluride
Rocky Ford	Timnath Consolidated
Rye Consolidated	Trinidad
Saguache (Saguache Co.*)	
Salida	Victor
Sanford	Vilas Consolidated
Sargent Cons., Monte Vista	Vona
Segundo	Walden
Seibert	Walsenburg (Huerfano Co.*)
Silt Union	Weldona
Silverton	Wellington
Simla Union	Westcliffe (Custer Co.*)
Springfield	Westminster Union High
Steamboat Springs	Wheatridge
St. Anthony's, Sterling	Wiggins
St. Mary's, Colorado Springs	Wiley Consolidated
St. Mary's, Walsenburg	Windsor
Sterling (Logan Co.*)	Wray (Yuma Co.*)
Strasburg	
Stratton	Yampa
Sugar City	Yuma
Swink	

---

\*All counties so marked have a County High School System. Some county high schools are composed of several branches. Such systems are accredited as a unit.

**OFFICIAL VISITS AND MEETINGS ATTENDED BY STATE  
SUPERINTENDENT OF PUBLIC INSTRUCTION****January, 1933**

January 6th—Talked before Senior High School students on Vocational Guidance at Englewood, Colo.

January 11th—Attended meeting of Colorado Society for Mental Hygiene—Y. W. C. A.

January 14th—Attended meeting of American Association of Social Workers, Olin Hotel. Also attended meeting of Administrative Women in Education, Olin Hotel.

January 16th—Attended meeting of Isaac Walton League, Albany Hotel.

January 17th—Attended meeting of Woman's Citizens League, Y. W. C. A. Also attended meeting of County Treasurers' Association, City Hall.

January 18th—Acted as Judge of Proverb Contest, Rocky Mountain News.

January 19th—Attended meeting of National Western 4-H Club, Daniels and Fisher's.

January 21st—Attended meeting of Board of Directors of Colorado Education Association, Denver.

January 30th—Addressed High School Parent-Teacher Association, Colorado Springs.

**February, 1933**

February 2nd—Attended meeting of Parent-Teacher Association, Y. W. C. A.

February 3rd, 4th, 5th—Attended meeting of Otero County Teachers' Association, La Junta. Gave three talks.

February 7th—Attended district meetings in Adams County, Brighton, Colo.

February 8th—Attended Parent-Teacher Association meeting in Englewood.

February 10th—Attended meeting of Board of Control of Child Welfare Bureau. Attended meeting of League of Nations Association.

February 14th—Attended Father's Day meeting at Berkeley Gardens School and gave talk.

February 16th—Attended Round Table meeting on "Cause and Cure of War." Attended meeting of Lions Club at Englewood School.

February 17th—Attended meeting of Colorado Tuberculosis Association, Cosmopolitan Hotel. Attended meeting of Child Welfare Bureau, Museum Building, Denver.

February 21st—Attended meeting of Woman's Citizens League, Y. W. C. A., and gave talk.

February 23rd—Attended meeting of Legislative Council, Olin Hotel.

**March, 1933**

March 9th—Attended meeting of Legislative Council, Y. W. C. A. Attended meeting of "Century of Progress Exposition," Y. M. C. A.

March 13th—Attended meeting of "The Child's Conservation League of America."

March 15th—Attended meeting of Parent-Teacher Association, Cole Junior High and gave talk.

March 16th—Attended meeting of Parent-Teacher Association in Administration Building.

March 17th—Attended Adult Education meeting, Y. W. C. A.

March 21st—Attended meeting of Committee of One Hundred at Press Club.

March 28th—Attended meeting of Woman's Citizens League, Brown Palace Hotel.

**April, 1933**

April 3rd, 4th, 5th—Annual Meeting of County Superintendents' Association in Denver. Attended all meetings and gave talks.

April 6th—Attended meeting of Board of Managers of P.-T. A., Denver.

April 8th—Attended meeting of Colorado Health and Physical Education Association, Denver Athletic Club.

April 18th—Attended district meeting of Parent-Teacher Association, Arvada.

April 25th—Attended tea given by Classroom Teachers Association, Denver Dry Goods Co.

April 26th—Attended district meeting of Parent-Teacher Association, Pueblo.

**May, 1933**

May 3rd—Attended dinner meeting of Denver Tuberculosis Society at Cactus Club.

May 4th—Attended meeting of Board of Managers of Parent-Teacher Association, Y. W. C. A.

May 12th—Attended Eighth Grade Graduation Exercises, Cheyenne Wells, Colo., also Kit Carson and Arapahoe, Colo.

May 15th—Attended Convention of State Federation of Music Clubs, Brown Palace Hotel. Attended talk by Dr. Erskine, University Park.

May 16th—Attended banquet meeting of Methodist Brotherhood of the First Methodist Episcopal Church, Fort Collins, and gave address.

May 19th—Gave Commencement address at Yoder, Colo.

May 23rd—Attended dinner meeting of Woman's Citizens League, Brown Palace Hotel.

May 26th—Attended meeting of Child Welfare Bureau, State Museum Building.



**June, 1933**

June 1st, 2nd, 3rd, 4th—Attended Commencement at Western State College at Gunnison and gave Commencement Address. Also addressed teachers and directors at banquet.

June 7th—Attended Graduation at Lake Junior High School, Denver, and gave Commencement Address.

June 9th—Attended Commencement at State Teachers College, Greeley.

**July, 1933**

July 1st to 7th—Attended meeting of National Education Association in Chicago.

---

**MEETINGS HELD IN THE OFFICE OF THE STATE  
SUPERINTENDENT OF PUBLIC INSTRUCTION**

1933

**January**

January 3rd—Meeting of Education Committee of World's Fair Century of Progress.

January 16th—Conference of Library Committee.

April 4th, 5th—Meeting of County Superintendents' Association.

January, February, March, April and May—Daily conferences with members of the Legislature regarding legislation.

June 3rd—Meeting of representatives of State Educational Institutions to discuss representation at World's Fair.

---

**OFFICIAL VISITS AND MEETINGS ATTENDED BY STATE  
SUPERINTENDENT OF PUBLIC INSTRUCTION**

1933

**August, 1933**

August 10th, 11th—Attended radio conference in Boulder.

August 17th, 18th—Attended Board of Trustees meeting in Alamosa.

August 19th—Attended Board of Trustees meeting in Gunnison. Also Commencement in Gunnison.

August 30th, 31st—Attended Fall Conference of Parent-Teachers Association, Cosmopolitan Hotel.

**September, 1933**

September 1st—Attended Fort Collins County Teachers Association.

September 4th, 5th—Attended meeting at La Junta and dedicated new school building.

September 8th, 9th—Attended Teachers Meeting at Steamboat Springs and gave address.

September 14th to 19th—Attended meeting of State Superintendents and Commissioners of Education in Washington.

September 23rd—Attended meeting of El Paso County Teachers in Colorado Springs and gave address.

September 27th—Attended Missionary Conference at Y. M. C. A.

September 29th—Attended meeting of Jefferson County State Teachers Association, and gave address.

### October, 1933

October 3rd, 4th, 5th, 6th, 7th—Attended P.-T. A. Conferences in Grand Junction and Durango. Attended Colorado Education Conference in Durango. Talked before County Teachers of Mesa County, Grand Junction.

October 14th—Attended general meeting in Sterling and gave main address.

October 17th—Attended Relief Committee meeting at Junior League Shop. Also attended meeting at Castlewood and spoke to P.-T. A.

October 21st—Attended Teachers and Directors meeting at Kiowa, Colo., and gave address.

October 22nd, 23rd, 24th, 25th, 26th—Attended meetings at Del Norte, Colo. Met with County Superintendents and gave address.

October 27th, 28th—Spoke before Costilla County Teachers. Gave address.

### November, 1933

November 1st, 2nd, 3rd—Meetings of C. E. A. Mrs. Lewis gave address in Denver, Pueblo, and Grand Junction.

November 4th—Attended meeting of American Association of University Women and gave address.

November 6th—Spoke over KOA on Education.

November 8th—Attended meeting of Lake Junior High P.-T. A. and gave talk.

November 15th—Attended meeting of Kiwanis Club in Colorado Springs and gave address.

November 16th, 17th, 18th—Attended Colorado Library Association meeting in Fort Collins and gave address.

November 21st—Attended meeting of Woman's Citizens League, Brown Palace Hotel.

November 24th, 25th, 26th—Attended state meeting of American Association of University Women, Boulder. Gave report.

### December, 1933

December 7th—Attended Legislative meeting at Y. W. C. A. and gave address.

December 9th—Attended meeting of Colorado Association of Health and Physical Education, Blue Parrot Inn.

December 18th—Attended meeting of Legislative Ladies, Argonaut Hotel.

December 27th, 28th—Attended Delegate Assembly meeting of C. E. A., Colorado Springs.

### January, 1934

January 3rd—Attended Sixth Annual meeting of Colorado Society for Mental Hygiene.

January 9th—Attended meeting at Monument and addressed parents and patrons.

January 10th—Gave talk before Woman's Club, Colorado Springs.

January 11th—Attended meeting of State Board of Parent-Teacher Association, Cosmopolitan Hotel.

January 16th—Attended meeting of Colorado Association of Home Demonstration Clubs, Olin Hotel.

January 18th—Attended banquet of 4-H Club and gave talk. Daniels and Fisher's.

January 19th—Attended meeting of Colorado Society for Crippled Children, Brown Palace Hotel.

January 25th, 26th, 27th—Attended Rural Conference at Greeley. Gave talk.

### February, 1934

February 1st—Attended Board Meeting of Parent-Teacher Association, Cosmopolitan Hotel.

February 7th—Attended meeting of Grant Parent-Teacher Association and gave address.

February 14th—Attended meeting at Park Hill School and gave address.

February 16th, 17th—Attended meeting at Burlington, Colorado. Spoke before School Directors and before Kit Carson County Association of Teachers.

February 24th to March 1st—Attended meeting of Department of Superintendents, Cleveland, Ohio.

### March, 1934

March 13th—Attended meeting of Classroom Teachers Association, Pueblo and gave talk.

March 15th—Attended meeting of State Convention Anti-Saloon League and gave talk.

March 16th, 17th—Attended meeting at Yuma and Wray, Colo., and addressed Teachers and School Board members.

March 20th—Attended meeting of Classroom Teachers, Denver Dry Goods Tea Room and gave word of greeting.

March 23rd, 24th—Attended meeting at Julesburg, Colorado, and spoke before Sedgwick County School Teachers.

March 29th, 30th—Attended meeting of School and College Conference, Boulder. Presided at meeting and gave address.

**April, 1934**

April 5th—Attended meeting of Board of Parent-Teacher Association, Cosmopolitan Hotel.

April 6th, 7th—Attended meeting at Trinidad and spoke before School Directors and School Administrators.

April 10th—Attended meeting at La Junta and gave talk before Parent-Teacher Association.

April 11th, 12th, 13th—Attended meeting of Parent-Teacher Association, Boulder, and gave talk.

April 20th—Attended meeting of Steele P.-T. A., Denver, and gave address.

April 21st—Attended meeting of Home Economics Association, Colorado Springs.

April 23rd, 24th—Attended meeting at Canon City and gave address before School Directors. Also attended luncheon of Lions Club and gave greeting.

April 27th, 28th, 29th, 30th—Attended meeting in Gunnison. Also attended C. E. A. meeting in Gunnison. Attended association meeting in Montrose.

**May, 1934**

May 2nd, 3rd, 4th, 5th—Attended C. E. A. meeting in Delta, Rifle, Grand Junction and Glenwood Springs and gave talks.

May 13th, 14th, 15th—Attended meetings at Craig, Colorado, and gave Commencement Address.

May 18th to 29th—Attended meeting on Adult Education in Washington.

**June, 1934**

June 9th—Attended dinner meeting at Blue Parrot Inn of Spanish High School Graduates.

June 17th to 29th—Attended Zonta Meeting at Ottawa, Canada.

June 30th to July 4th—Attended National Education Association Meeting, Washington, D. C.

**SUMMARY OF SALES OF READING CIRCLE BOOKS**

July 1, 1932, to July 1, 1933

Teachers' books .....	216
Eighth Grade books.....	1,332
Seventh Grade books.....	968
Supplementary books of all kinds.....	2,372
Total.....	4,888

July 1, 1933, to July 1, 1934

Teachers' books .....	261
Eighth Grade books.....	1,184
Seventh Grade books.....	751
Supplementary books of all kinds.....	3,987
Total.....	6,183

## READING CIRCLE REPORTS—1932-33

## TOTAL CERTIFICATES ISSUED BY GRADES

1. First Grade.....	1,166
2. Second Grade.....	1,599
3. Third Grade.....	1,704
4. Fourth Grade.....	1,906
5. Fifth Grade.....	1,865
6. Sixth Grade.....	2,018
7. Seventh Grade.....	2,006
8. Eighth Grade.....	2,216
9. 100% Room Certificates.....	115
10. 100% School Certificates.....	146
Total.....	14,741

## TOTAL CERTIFICATES ISSUED BY COUNTIES

1. Adams .....	316	21. Lake .....	2
2. Alamosa .....	95	22. La Plata .....	93
3. Arapahoe .....	788	23. Larimer .....	2,103
4. Boulder .....	219	24. Las Animas.....	238
5. Chaffee .....	58	25. Lincoln .....	235
6. Cheyenne .....	563	26. Logan .....	305
7. Clear Creek.....	98	27. Mesa .....	42
8. Costilla .....	120	28. Moffat .....	208
9. Crowley .....	24	29. Morgan .....	524
10. Delta .....	462	30. Otero .....	720
11. Douglas .....	554	31. Phillips .....	435
12. Eagle .....	535	32. Pitkin .....	22
13. El Paso .....	290	33. Prowers .....	119
14. Fremont .....	98	34. Pueblo .....	406
15. Gilpin .....	73	35. Rio Blanco .....	435
16. Grand .....	271	36. San Juan .....	4
17. Huerfano .....	317	37. San Miguel.....	8
18. Jackson .....	110	38. Sedgwick .....	5
19. Jefferson .....	317	39. Washington .....	118
20. Kit Carson .....	319	40. Weld .....	1,179
		41. Yuma .....	1,913
Total.....			14,741

### READING CIRCLE CERTIFICATES

			1933	1932	1931
	Special	Regular	Total	Total	Total
1. First Grade.....	259	907	1,166	1,090	432
2. Second Grade .....	364	1,235	1,599	1,602	481
3. Third Grade .....	391	1,313	1,704	1,559	761
4. Fourth Grade.....	492	1,414	1,906	1,715	812
5. Fifth Grade.....	436	1,429	1,865	1,937	710
6. Sixth Grade.....	530	1,488	2,018	2,095	816
7. Seventh Grade .....	488	1,518	2,006	2,319	1,094
8. Eighth Grade .....	461	1,755	2,216	2,945	1,540
9. 100% Room Cert. ....	.....	.....	115	141	.....
10. 100% Sch. Cert.....	.....	.....	146	100	.....
11. Four Year Cert.....	.....	.....	.....	.....	109
Totals.....	3,421	11,059	14,741	15,503	6,755

### RANK OF COUNTIES

	1933	1932	1931	1933	1932	1931
	Number	Number	Number	Rank	Rank	Rank
1. Larimer .....	2,103	1,090	362	1	2	5
2. Yuma .....	1,913	1,885	.....	2	1	.....
3. Weld .....	1,179	829	322	3	3	7
4. Arapahoe .....	788	815	209	4	4	11
5. Otero .....	720	647	299	5	8	9
6. Cheyenne .....	563	571	356	6	10	6
7. Douglas .....	554	708	412	7	6	4
8. Eagle .....	535	371	115	8	14	24
9. Morgan .....	524	627	537	9	9	2
10. Delta .....	462	458	.....	10	12	.....
11. Phillips .....	435	318	154	11	18	16
12. Rio Blanco .....	435	.....	.....	12	.....	.....
13. Pueblo .....	406	.....	.....	13	.....	.....
14. Kit Carson .....	319	362	101	14	15	25
15. Huerfano .....	317	335	120	15	17	22
16. Jefferson .....	317	318	318	16	19	8
17. Adams .....	316	681	194	17	7	12
18. Logan .....	305	343	144	18	16	19
19. El Paso .....	290	.....	.....	19	.....	.....
20. Grand .....	271	.....	.....	20	.....	.....

**COLORADO STATE TEACHERS COLLEGE  
READING CIRCLE REPORT, 1933-34**

**TOTAL CERTIFICATES ISSUED BY GRADES**

1. First Grade.....	1,525
2. Second Grade.....	2,008
3. Third Grade.....	2,156
4. Fourth Grade.....	2,359
5. Fifth Grade.....	2,395
6. Sixth Grade.....	2,503
7. Seventh Grade.....	2,285
8. Eighth Grade.....	2,655
9. 100% Room Certificates.....	197
10. 100% School Certificates.....	152
Total.....	18,235

**TOTAL CERTIFICATES ISSUED BY COUNTIES**

1. Adams .....	394	22. Kit Carson .....	435
2. Arapahoe .....	1,245	23. La Plata .....	86
3. Bent .....	30	24. Larimer .....	2,020
4. Boulder .....	196	25. Las Animas.....	271
5. Chaffee .....	86	26. Logan .....	355
6. Cheyenne .....	411	27. Mesa .....	60
7. Clear Creek .....	232	28. Moffat .....	373
8. Costilla .....	505	29. Montrose .....	64
9. Crowley .....	67	30. Morgan .....	689
10. Delta .....	415	31. Otero .....	912
11. Douglas .....	736	32. Phillips .....	754
12. Eagle .....	568	33. Pitkin .....	8
13. Elbert .....	369	34. Prowers .....	262
14. El Paso .....	451	35. Pueblo .....	684
15. Garfield .....	191	36. Rio Blanco .....	480
16. Gilpin .....	100	37. Routt .....	31
17. Grand .....	264	38. San Miguel.....	1
18. Huerfano .....	76	39. San Juan.....	142
19. Jackson .....	294	40. Washington .....	81
20. Jefferson .....	174	41. Weld .....	1,000
21. Kiowa .....	267	42. Yuma .....	2,456

**COLORADO STATE TEACHERS COLLEGE  
READING CIRCLE CERTIFICATES**

			1934	1933	1932
	Special	Regular	Total	Total	Total
1. First Grade .....	333	1,192	1,525	1,166	1,090
2. Second Grade.....	512	1,496	2,008	1,599	1,602
3. Third Grade .....	551	1,605	2,156	1,704	1,559
4. Fourth Grade .....	645	1,714	2,359	1,906	1,715
5. Fifth Grade.....	620	1,775	2,395	1,865	1,937
6. Sixth Grade.....	690	1,813	2,503	2,018	2,095
7. Seventh Grade ....	556	1,729	2,285	2,006	2,319
8. Eighth Grade .....	577	2,078	2,655	2,216	2,945
9. 100% Room Cert. ....			197	115	141
10. 100% Sch. Cert... ..			152	146	100
Totals.....	4,484	13,402	18,235	14,741	15,503

**RANK OF COUNTIES**

	1934	1933	1932	1934	1933	1932
	Number	Number	Number	Rank	Rank	Rank
1. Yuma .....	2,456	1,913	1,885	1	2	1
2. Larimer .....	2,020	2,103	1,090	2	1	2
3. Arapahoe .....	1,245	788	815	3	4	4
4. Weld .....	1,000	1,179	829	4	3	3
5. Otero .....	912	720	647	5	5	8
6. Phillips .....	754	435	318	6	11	18
7. Douglas .....	736	554	708	7	7	6
8. Morgan .....	689	524	627	8	9	9
9. Pueblo .....	684	406	.....	9	13	.....
10. Eagle .....	568	535	371	10	8	14
11. Costilla .....	505	120	1	11	.....	.....
12. Rio Blanco .....	480	435	160	12	12	.....
13. El Paso .....	451	290	247	13	19	.....
14. Kit Carson .....	435	319	362	14	14	15
15. Delta .....	415	462	458	15	10	12
16. Cheyenne .....	411	563	571	16	6	10
17. Adams .....	394	316	681	17	17	7
18. Moffat .....	373	208	252	18	.....	.....
19. Elbert .....	369	.....	6	19	.....	.....
20. Logan .....	355	305	343	20	18	16



**PERCENTAGE RANKING OF COUNTIES**

Note: The following tabulation shows the percentage of children in each county, grades 1-8, inclusive, who received certificates during the past year. These figures are based upon the 1932-33 school report.

County	%	County	%
San Juan .....	92	Garfield .....	8
Jackson .....	78	Logan .....	8
Douglas .....	72	Chaffee .....	7
Rio Blanco.....	55	Adams .....	7
Yuma .....	55	Prowers .....	7
Eagle .....	52	Weld .....	5
Clear Creek.....	48	Crowley .....	5
Phillips .....	44	Pueblo .....	5
Gilpin .....	41	El Paso.....	4
Grand .....	38	Las Animas .....	4
Cheyenne .....	35	Jefferson .....	4
Moffat .....	33	Pitkin .....	3
Kiowa .....	31	La Plata.....	3
Elbert .....	25	Washington .....	3
Costilla .....	23	Boulder .....	3
Arapahoe .....	23	Huerfano .....	2
Larimer .....	22	Bent .....	2
Kit Carson.....	18	Routt .....	2
Otero .....	14	Montrose .....	1
Morgan .....	13	Mesa .....	1
Delta .....	9	San Miguel.....	.2

**RURAL SCHOOL CHOIR CERTIFICATES**

Issued by Extension Department

Comparative Distribution 1931-32, 1932,33, 1933-34

County	No. Issued 1933-34	No. Issued 1932-33	No. Issued 1931-32
1. Adams .....	57	.....	12
2. Arapahoe .....	254	230	.....
3. Boulder .....	81	193	.....
4. Chaffee .....	.....	24	.....
5. Cheyenne .....	.....	14	.....
6. Elbert .....	149	.....	.....
7. El Paso .....	.....	.....	12
8. Grand .....	8	.....	.....
9. Huerfano .....	4	.....	.....
10. Jefferson .....	61	.....	.....
11. Larimer .....	394	475	.....
12. Logan .....	14	9	2
13. Mesa .....	8	.....	.....
14. Morgan .....	.....	10	51
15. Phillips .....	.....	5	44
16. Pueblo .....	64	197	77
17. Routt .....	40	33	28
18. Weld .....	23	32	15
Total .....	1,157	1,222	241



**BIENNIAL REPORT  
COLORADO CHILD WELFARE  
BUREAU**

---

**July 1, 1932. to June 30, 1934**

---

**322 State Museum Building  
Denver, Colorado**

**BOARD OF CONTROL CHILD WELFARE BUREAU**  
**1932—1934**

Mrs. Inez Johnson Lewis, Superintendent of Public Instruction, Denver, Ex-Officio.

Dean R. J. Walters, President, Denver.

Mrs. Charles A. Lory, Vice-President, Fort Collins.

Miss Emily Griffith, Secretary, Pinecliff.

Dr. J. D. Heilman, Greeley.

Mrs. F. W. Haver, Boone.

Miss Marie Wickert, Executive Secretary, Denver.

---

**INTRODUCTORY STATEMENT**

As the following report for the biennium 1932-1934 indicates a change in policy and adjustment in program, some interpretation is desirable. In 1932 due to change in the demands for service as well as in the outlook for a redistribution of duties especially in the public health nursing field, the Board of Control, after much deliberation, determined on a program directed more toward education and case work in such other child welfare fields as mother's compensation, school attendance, child placement, etc. Because of economic pressure in state government, still further reductions were necessary in an already too limited staff. In the light of these existing needs and resources, the program has been directed along the following lines:

I. **Surveys and studies** of conditions affecting child welfare in Colorado, to serve as a basis for a program to improve conditions in the care of handicapped children. In carrying out this phase of its program the Bureau has helped to establish and to carry out the State-wide Social Welfare Survey, which was begun under the auspices of the Colorado Conference of Social Work, the report of which will be issued later. The Bureau conducted a limited survey of school attendance as affected by the beet harvest in the latter part of 1933 and presented the findings at the AAA sugar hearings recently. It has, also, conducted a State-wide survey of crippled children with assistance through Civil Works Administration and Federal Emergency Relief Administration as a part of a plan leading to a permanent program of coordinating the work of social agencies and of individuals and for providing effective legislation for the better care and education of these children.

II. **An educational program** on child care and administration of child welfare services. Pamphlets on child care are distributed throughout the State. Outlines containing summaries of Colorado child welfare laws, and giving basic ideals in various child welfare fields such as mother's compensation, child labor, etc., are distributed among study groups in the Parent-Teacher Association, Women's Clubs, etc. Federal Children's Bureau pamphlets on the same topics are also given on request. In cooperation with the University of Colorado Law School and with the

assistance of State social work leaders, the Bureau is compiling the laws of Colorado affecting child welfare.

III. **Service to the individual child** that he may have full advantage of the resources within our State which serve the welfare of the child. General case work includes a wide variety of fields. There is a rapidly increasing demand. This service includes assistance to county officials, local agencies and individuals on problems of the pre-delinquent and delinquent child, the unmarried mother and her child, the mental defective, mother's compensation and maternity benefit, school attendance problems, etc. This service frequently involves coordination of the facilities available in other existing agencies, both public and private, such as the Child Guidance Clinic at the Psychopathic Hospital, Colorado General Hospital, Colorado Children's Aid Society, etc.

IV. **Development of the organization and program** of the Parent-Teacher Association based on the National Organization and ideals. Throughout its existence the Bureau has had on its staff a Parent-Teacher Association organizer or field secretary whose duty it is to develop local organizations and to give encouragement to better practices in the care of both normal and handicapped children.

The statistical report covering activities in the above fields during the biennium July 1, 1932, to June 30, 1934, is as follows:

#### BEET HARVEST SURVEY

A questionnaire was sent to the Superintendent of Schools in each county asking for the absences resulting from the beet harvest of 1933. These reports showed:

Days lost by individual absences.....	80,153
Days lost by the closing of schools.....	28,445
Days lost by late entry.....	6,801
Total number of days lost.....	115,399
Days reported made up.....	25,370
Days actually lost.....	90,029

#### ADVANCE FIGURES ON SURVEY OF CRIPPLED CHILDREN IN COLORADO

June 30, 1934

To date there have been found 2,321 crippled children under 21 years of age residing in Colorado. Since only 50 of the 63 counties in Colorado have been covered, it is to be expected that this number will have increased to about 3,000 children before the survey is put in its final form. Of these cases 1,329 were of a complete enough nature so that a medical classification could be made. The results of this were as follows:

372 or 28%	bone and joint
275 or 21%	paralysis
506 or 38%	congenital deformities
162 or 12%	accident
14 or 1%	miscellaneous

Another grouping was made of 1,628 cases, the information being sufficient for classifying as to the distribution of types of medical advisors:

- 827 or 51% had consulted orthopedists
- 534 or 33% had consulted medical doctors
- 76 or 5% were treated by oral surgeons
- 191 or 11% had seen no doctor in the last three years

Of those who had medical advice, 35% were advised that there should be a follow-up, in a large number of cases it being suggested that they seek the advice or treatment of a specialist.

Using these cases as a basis for the 50 counties which have been completed, there is shown to be 2.3 crippled children to 1,000 population based on 1930 census. It was found that there were slightly more boys than girls reported in the survey, 55% being male, while 45% were female. It can be deduced from the age classification which increases only through the twelfth year that a large percentage of crippled children between twelve and twenty-one are not included in the survey, since they drop out of school after this age and a correspondingly less number is reported.

An economic classification was made to determine whether or not the immediate family of the child could bear the expenses resulting from treatment of these children. The following items were used in making this classification: occupation, last period of employment of parents, rent, debts, whether or not the family was on the relief list, and in many cases the hospital records of the financial status of the family. Although the income necessary to have them classed as capable of taking care of their children unassisted was placed very low, only 29% of the families could be said to come under this classification, whereas 71% could not be expected to bear this expense without an extremely derogatory effect upon their standard of living, which in most instances was already too low.

Out of 754 cases in which the school grade was given, only 25% of the children were in the normal grade for their age, while 59% were retarded more than one year. This does not include 106 or 14% of the cases between six and 16 in which the children either were not in school at that time, or had never been in school. Of these cases it was found that nearly three-fourths fell into the latter grouping. The effect of the handicaps of these children is seen by the fact that 76% were retarded in comparison to normal Denver school children where only 35% were retarded.

**DISTRIBUTION OF LITERATURE**

Prenatal Care.....	2,190
Infant Care .....	3,920
The Child from One to Six.....	1,414
Training the Adolescent.....	34
Child Management.....	138
Are You Training Your Child to be Happy.....	80
Keeping the Well Baby Well.....	14
Your Child's Teeth.....	14
Breast Feeding .....	12
Baby's Daily Time Chart.....	14
Food Habits for the School Child.....	32
Good Posture for the Little Child.....	300
What Is Malnutrition.....	23
Mother's Aid 1931.....	6
Juvenile Delinquency .....	8
A. B. C. of Foster Home Care.....	4
	<hr/>
	8,209

The majority of the above pamphlets are supplied by the Federal Children's Bureau. The regular quota of pamphlets has been greatly reduced during the past biennium. And it has not been possible to meet the demand even with the supply purchased with Bureau funds for free distribution.

## ANALYSIS OF CASES BY COUNTIES

Counties	All Classes	Hospi- talized	Counties	All Classes	Hospi- talized
Adams .....	17	2	La Plata.....	4	....
Alamosa .....	5	3	Larimer .....	4	1
Arapahoe .....	2	1	Las Animas.....	15	5
Archuleta .....	....	....	Lincoln .....	4	4
Baca .....	2	2	Logan .....	4	2
Bent .....	2	1	Mesa .....	8	6
Boulder .....	4	1	Mineral .....	....	....
Chaffee .....	....	....	Moffat .....	4	1
Cheyenne .....	15	3	Montezuma .....	3	1
Clear Creek.....	....	....	Montrose .....	21	15
Conejos .....	9	9	Morgan .....	2	1
Costilla .....	....	....	Otero .....	7	1
Crowley .....	7	4	Ouray .....	1	....
Custer .....	....	....	Park .....	2	1
Delta .....	7	4	Phillips .....	4	1
Denver .....	8	1	Pitkin .....	....	....
Dolores .....	4	2	Prowers .....	7	4
Douglas .....	....	....	Pueblo .....	8	3
Eagle .....	2	1	Rio Blanco.....	....	....
Elbert .....	5	3	Rio Grande .....	5	4
El Paso .....	5	2	Routt .....	2	1
Fremont .....	3	1	Saguache .....	2	....
Garfield .....	5	2	San Juan.....	....	....
Gilpin .....	1	....	San Miguel .....	6	....
Grand .....	....	....	Sedgwick .....	4	1
Gunnison .....	1	....	Summit .....	1	....
Hinsdale .....	....	....	Teller .....	....	....
Huerfano .....	4	1	Washington .....	3	....
Jackson .....	2	....	Weld .....	13	3
Jefferson .....	3	....	Yuma .....	6	2
Kiowa .....	1	....	Other States.....	4	....
Kit Carson.....	7	5			
Lake .....	1	....		266	104

## ANALYSIS OF CASES SERVED

	Major Service	Minor Service
Crippled Children.....	143	28
Medical .....	46	15
Mental .....	37	3
Mother's Compensation.....	6	1
Placement .....	14	9
Adoption .....	4	4
Illegitimacy .....	4	4
Delinquency .....	5	2
School Attendance .....	2	1
Dependency .....	5	16
Deaf .....	....	1
	266	86



**REPORT OF THE STATE ORGANIZER TO THE  
COLORADO CHILD WELFARE BUREAU**

Date of last report.....	June 30, 1932
Number of Parent-Teacher Associations in Colorado June 30, 1932.....	394
Total membership June 30, 1932.....	47,198
Number of Parent-Teacher Associations in Colorado June 30, 1934.....	387
Total membership June 30, 1934.....	39,708
New Associations organized in 1933-34.....	19
Study Groups reported.....	50

Schools of Instruction conducted under the direction of the State Organizer 1932-1933:

Counties	Days	Attendance	Schools Represented
Adams.....	1 day	40	8
Arapahoe.....	2 half days	75	16
Alamosa.....	1 day	40	6
Baea.....	1 day	25	7
Boulder.....	4 half days	80	10
Delta.....	1 day	13	4
Denver.....	5 half days	401	72
El Paso.....	1 day	51	12
Jefferson.....	2 days	186	14
Larimer.....	1 day	40	11
La Plata.....	2 days	120	15
Logan.....	3 half days	50	6
Las Animas.....	1 day	45	9
Montrose.....	1 day	20	4
Otero.....	2 days	27	6
Pueblo.....	3 half days	196	20
Washington.....	1 day	44	10
Weld.....	2 days	94	20
18		1,547	250

A few statements of the results of Schools of Instruction:

1. Brought the vision of the magnitude and importance of the parent-teacher movement to the understanding of the members.
2. Showed the advantage of Parent Education.
3. Emphasized the duties of officers.
4. Gave the value of committee work and how committees function.
5. Showed the importance of well-planned programs.
6. Explained the meaning of an "understanding membership."
7. Explained the importance of National and State publications and where and how they could be obtained.

## Schools of Instruction, 1933-1934:

Counties	Days	Attendance	Schools Represented
Adams.....	2 half days	61	16
Arapahoe.....	1 half day	85	14
Alamosa.....	1 day	19	5
Boulder.....	5 sessions	20	10
Chaffee.....	4 sessions	70	10
Delta.....	1 day	38	10
Denver.....	1½ days	700	71
El Paso.....	1 day	54	18
Jefferson.....	1 day	55	12
Larimer.....	1 day	34	12
La Plata.....	1 day	65	12
Logan.....	1 day	75	4
Las Animas.....	1 day	50	10
Morgan.....	1 day	20	6
Otero.....	2 days	109	10
Pueblo.....	2 half days	141	22
Weld.....	1½ days	61	15
<hr/>		<hr/>	<hr/>
17		1,657	257

There was unanimous approval of the question and answer plan.

I believe we all have a clearer conception of the aims and functions of the P.-T. A.

We have had more interest in the work; more committees working; more calls for help.

These schools give a keener insight into parent-teacher work.

Created enthusiasm and gave a view of our parent-teacher work, which we have not had before.

Many presidents became so interested in the help they received that they are conducting schools of instruction in their own locals.

Great help to new members.

Creates more knowledge of and new zeal for parent-teacher work; a sense of unity with county, state and national groups; confidence in workers as leaders and followers.

Valuable information was derived that could not or would not be apt to be gained in any other way.

FLORENCE E. DICK, State Organizer.

## PUBLIC HEALTH REPORT

By Miss Helen Burke

Secretary, Colorado Tuberculosis Association

The State Department of Public Instruction was granted a C. W. A. project which provided fourteen Public Health Nurses in sixteen counties. The Colorado Tuberculosis Association was assigned the supervision. Selection of counties served was based on requests from county superintendents and health committees. Of the total cost of the project, the C. W. A. provided 64%. Christmas Seal funds 27% and the County Superintendents 9%. The nurses traveled 21,679 miles. The mileage was provided largely through County Superintendents.

### Poorly Fed

The C. W. A. project was granted for a study of the health condition of children on relief. Unsatisfactory nutrition was twice as common among children on relief as among those not on relief. The high incidence of physical defects was proportionate with unsatisfactory nutrition. Handicapped children are a serious problem for parents, teachers and school officials, because of their reduced ability to learn and increased tendency to disease.

### Lunches at School

Only a small proportion of children were having adequate lunches at school. Lack of planning on the part of the parent, and lack of community effort was noted. In some places milk lunches or hot lunches were made available through interested organizations. In other schools, children were encouraged to bring milk from home when a hot lunch was not feasible. The hot-jar lunch proved practicable in rural schools.

### Tax Money Wasted

Reduced capacity to study, impaired health, and facial disfigurement on account of defective teeth was found in 42% of the children. Lack of dental care, proper food, and neglect of mouth cleanliness were too common. Not one school program on dental hygiene was found which might be used as an example for other teachers, even though much money is being spent to teach children physically unfit to receive instruction.

### Community Planning

In several counties, the nursing committees worked out arrangements for a loan fund from which parents might draw for remedial care for handicapped children. Thirty operations for tonsil and adenoid removal, seven vision and many dental corrections have been done by this united effort, in one county alone. Doctors report in many communities a satisfying number of corrections following the service.

### Tuberculosis in Childhood

Because tuberculosis still causes more deaths than the total from the eight common communicable diseases, special attention was given by the nurses to children exposed to tuberculosis. In

Jefferson and Fremont Counties, tuberculin tests, X-rays and chest examinations showed 87 children infected with tuberculosis and 24 needing preventorium care. "No child is safe until all children are safe."

### Encouragement

School boards responded to suggestions for improved lighting and sanitation. Eagerness to cooperate in health planning was indicated particularly by 1,791 parents who came to see the nurse at school or office concerning the findings of the health inspection. Rural schools in these counties were uniformly poorly equipped with drinking water, hand-washing and toilet facilities. In several counties immunization programs were developed through community cooperation and physician's contributions of services.

### CROWLEY, DOUGLAS, ELBERT, BACA, EAGLE, FREMONT, GARFIELD, GILPIN, KIT CARSON, PHILLIPS, PUEBLO, WASHINGTON, YUMA, MONTEZUMA AND JEFFERSON COUNTIES

Total number of visits to homes.....	1,341	
Number of schools visited.....	558	
Number of infants and pre-school children inspected at school .....	530	
Number of interviews with teachers and superintendents..	1,057	
Number of interviews with parents in schools.....	1,791	
Number of talks given to children.....	768	
Number of children reached.....	14,515	
Number of talks given to adults.....	141	
Number of adults reached .....	3,594	
Number of pieces literature distributed .....	10,567	
Number of advisory committee meetings .....	146	
Number of miles traveled.....	21,689	
		%
Number of children given health inspection.....	14,679	....
Number of children found with poor posture.....	3,612	24
Number of children found with vision defects.....	1,995	13
Number of children found with ear defects .....	247	1
Number of children found with defective teeth.....	6,162	41
Number of children found with defective noses.....	2,984	20
Number of children found with defective throats....	5,627	38
Number of children found with skin disorders .....	815	5
Number of children found with enlarged glands.....	3,277	22
Number of children found with defective nutrition	3,741	25
Number of children vaccinated against smallpox.....	3,305	27
Number of children immunized against diphtheria..	676	*4

\*This percentage is figured on 11,772 children, the number included in the immunization census.

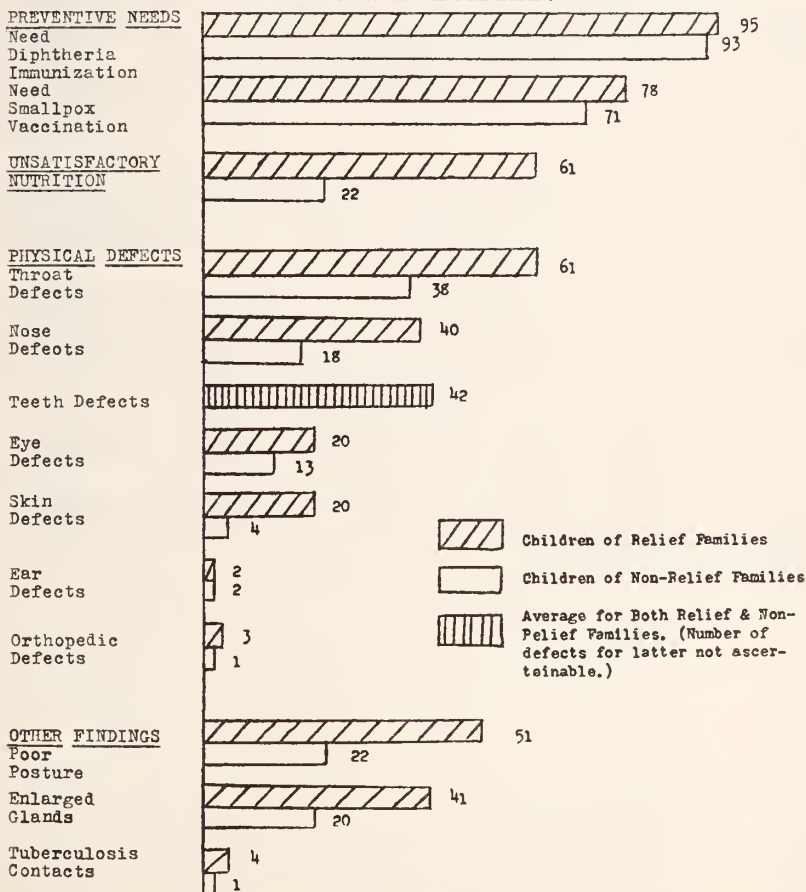
**DIAGNOSTIC CLINICS—JEFFERSON AND FREMONT COUNTIES**

		%
Number of persons examined in chest clinic.....	453	....
Number of children under 16 years negative to tuberculin test.....	283	76
Number of children under 16 years positive to tuberculin test.....	86	24
Number of persons childhood type tuberculosis.....	107	23
Number of persons adult type tuberculosis.....	7	....
Number of children recommended for preventorium care .....	22	....

**CHART SHOWING THE RELATIVE INCIDENCE OF PHYSICAL DEFECTS AMONG 14,679 SCHOOL CHILDREN OF RELIEF AND NON-RELIEF FAMILIES IN 15 COLORADO COUNTIES, 1933-4.**

(Report based on findings of nurses working under CWA Nursing Project in the following counties: Baca, Clear Creek, Crowley, Douglas, Eagle, Elbert, Fremont, Garfield, Gilpin, Kit Carson, Montezuma, Phillips, Pueblo (rural only), Washington, Yuma.)

**NUMBER OF CHILDREN (Per 100 Inspected) WHO HAD DEFECTS SPECIFIED.**



**RECOMMENDATIONS**

1. Publicize the needs of your county children as revealed by this service. Use this report at Parent-Teachers Associations, clubs, teacher and other meetings to secure the interest and attention of those concerned.

2. Direct attention of school boards to needs in lighting, heating, ventilating, seating, handwashing facilities, drinking water supply, toilets and the health program, for which school time may be rightfully used. Many corrections can be made with little or no cost. Reports of the findings for each school were left with county superintendent, teachers and board members.

3. Encourage a milk lunch, if hot lunches are not feasible.

4. Have supervised handwashing to precede supervised lunch period.

5. Have morning inspection, to discover symptoms of communicable disease, to exclude the child who needs protective or remedial care, and to encourage health practices of pupils.

6. Regulate ventilation, lighting and heating by pupil participation as far as possible.

7. Use the health record card left with each teacher by the nurse for conferences with the child to encourage him to correct faulty health habits and to secure his interest in needed remedial care. Interview the parents concerning these needs.

8. A thrice a year measurement of height and monthly weighing are excellent devices to develop interest in factors influencing growth.

9. Feature health needs in school and other public programs. Use this report to show situations among your children. The "Thanks for Health Day Program" sent each teacher provides material that will interest your patrons.

10. Promote immunization against diphtheria and smallpox.

11. Tuberculin testing of school children is the best case-finding plan. All children exposed to tuberculosis should be tested. Positive reactors should be X-rayed and examined.

12. Establish pre-school health conferences.

13. A public health nurse is urgently needed to develop the county health program.

14. Actively promote the sale of Tuberculosis Christmas Seals, which provide practically the only health service for school children in the county.

**ANNUAL REPORT**  
of  
**THE LIBRARY EXTENSION DIVISION OF THE  
STATE LIBRARY**

**Submitted by Anne Marie Strasser, Executive Secretary**

From the extreme northern part of Weld County to the extreme southern part of Las Animas County, from the eastern boundary of Kit Carson County to the western boundary of Mesa County, and from the many towns and rural districts in between, come requests for books; reading outlines and book lists; and aids for book buying, cataloging, and program building.

During the one-year period, July 1, 1933, to June 30, 1934, the Library Extension Division of the State Library—more popularly known as the Traveling Library—has given library service to rural schools, rural communities; study clubs, Parent-Teacher organizations, small public libraries, and individuals in fifty of our sixty-three counties in Colorado. The distribution of the book service is shown as follows:

Counties	Selections	Number of Books
Adams .....	15	706
Alamosa .....	2	100
Arapahoe .....	16	603
Archuleta .....	2	18
Baca .....	23	789
Bent .....	6	190
Boulder .....	9	400
Cheyenne .....	2	48
Clear Creek.....	1	75
Conejos .....	1	70
Costilla .....	2	60
Crowley .....	4	185
Custer .....	1	26
Delta .....	4	270
Dolores .....	1	19
Douglas .....	2	44
Elbert .....	19	685
Gilpin .....	3	124
Grand .....	12	456
Gunnison .....	3	15
Huerfano .....	10	563
Jackson .....	1	30
Jefferson .....	9	465
Kiowa .....	12	552
Kit Carson .....	2	80
La Plata .....	3	77
Larimer .....	4	12
Las Animas.....	21	744
Lincoln .....	12	378
Logan .....	11	471
Mesa .....	11	222
Mineral .....	2	64

Counties	Selections	Number of Books
Moffat .....	3	141
Montezuma .....	4	126
Morgan .....	1	55
Otero .....	3	128
Ouray .....	3	67
Park .....	2	103
Phillips .....	1	50
Pitkin .....	1	17
Prowers .....	4	187
Pueblo .....	4	150
Rio Grande.....	2	53
Routt .....	4	126
Saguache .....	3	120
San Juan.....	1	21
Sedgwick .....	2	55
Washington .....	31	813
Weld .....	10	422
Yuma .....	3	148
Fifty Counties .....	308	11,323

The library has sought to be of every possible help during these trying times, especially to those schools that have little or no library facilities. Annotated book lists and reading outlines have been prepared and given to the teachers to aid in their endeavor to interest their pupils in the better books. We have intended that these book lists contain suggestions to the teachers: for example, a child who likes only popular Western stories, such as **Rusty Pete of the Lazy A B**, can be led through his love of horses to enjoy such stories as *Song of Roland* in **Knights of Charlemagne**, **Horse Fair** by Baldwin, **Wonder Book and Tanglewood Tales** by Hawthorne.

Many of the **Reading with a Purpose** outlines, which are published by the American Library Association, have been requested during the year. The five outlines or reading courses **Exploring the Times**, which were also published by the association during 1933 and 1934, have been in circulation constantly. These outlines have been designed to stimulate intelligent thinking on public questions. Because these outlines have proven so popular, we list them below:

World Depression—World Recovery.....	Harry D. Gideonse
Collapse or Cycle?.....	Paul H. Douglas
Living with Machines.....	William F. Ogburn
Meeting the Farm Crisis.....	J. H. Kolb
Less Government or More?.....	Brownlow and Ascher

Another service this library affords is aid in book buying. The standard book-buying aids for school and public libraries are a part of the reference collection of this library. Some of the information that can be obtained from these aids we list as follows: graded lists of books for children, books for the senior high school library, illustrated editions of high school classics, popular books in science, recreational reading for young people, guides to reference books, periodicals for the small library, guides



to new books, and books and pamphlets for study groups. Since many of our local libraries do not have the standard aids for book buying, we lend these aids for a period of two weeks. Colorado does not have—as most state library agencies have—a field librarian to confer regularly with the librarian of the local school or public library; for this reason, requests for aids in book buying and cataloguing are taken care of by correspondence.

The appropriation for this one-year period is \$3,300 and is distributed in this way: Salaries—two librarians—\$2,100; books, boxes, freight, et cetera—\$1,000; and office expense—\$200. The fund for books, boxes, freight, et cetera was expended as follows:

Books, pamphlets and reference material.....	\$ 460.17
Books rebound.....	132.47
Freight and cartage.....	155.82
Supplies furnished for Federal projects.....	139.09
New book-truck, rebuilt typewriter, and small office equipment.....	112.45
	\$1,000.00

During this period we have purchased four hundred fifty-five new books: adult books, 209; juvenile books, 218; and reference books, 28. We have also purchased five hundred pamphlets for circulation. As a result of the greatly reduced appropriation for books for this period, the chief problem of this library is to obtain enough books to take care of the demands that are made upon us. In order to take care of more of the requests for books, we have shortened the time allowed on all book selections and we have included fewer books in each selection. Yet we are unable to keep the number of requests on the waiting list below forty, and our patrons are obliged to wait several weeks for them.

Although the circulation records are not complete, we give the statistics on 14,065 books, showing an average of 4.53 readings per book. We are appealing to those in charge of the book selections to keep an accurate record of the circulation, and we hope to have a complete circulation report this next year.

Under the Civil Works program of the Federal government, a library project was put in force in December, 1933, and continued through March, 1934. The Federal government paid the salaries of three professionally-trained librarians, one typist, and three bookbinders; and the State library furnished the necessary material. The work accomplished is reported as follows:

Catalogue:

- Books catalogued—2,000.
- Old catalogue system revised—50%.
- Catalogue cards typed—15,000.

Book Repair:

- Books mended—800.
- Books reased—1,300.

Library Survey:

Data gathered from the tax and non-tax supported public libraries; State institutions; special libraries, such as Federal institutions, music and business schools; higher educational institutions; and the public school libraries.

The objectives of this library survey are: to ascertain what library service is available throughout the State; to picture present library conditions in a graphic form; and to make recommends from the results of our findings.

In May, 1934, another library project under the Federal Emergency Relief Act was started. These twelve Federal employes were not trained in library methods so the State library employes instructed eight of them in the methods of reconditioning books according to library standards. We feel that we have accomplished a very splendid piece of work, which we report as follows:

Catalogue:

Books catalogued—1,200.  
 Old catalogue system revised—30%.  
 Catalogue cards typed—5,450.

Book Repair:

Pages and binding washed—1,586 books.  
 Pages mended—2,580 books.  
 Books recased—1,650 books.

There are many organizations and individuals interested in this library. Some of the women's clubs give library trunks filled with books in honor of their retiring presidents and other members. Two clubs which have honored their presidents this year are Mrs. M. E. Grant, president of the East Side Woman's Club; and Mrs. Harry L. Morgan, president of the Reviewers Club of Denver. Other gifts made during the year, are

	Books
Ladies' Aid Society of the Warren Memorial Church..	89
Colorado Federation of Women's Clubs.....	125
Reviewers Club of Denver.....	50
East Side Woman's Club.....	50
Denver Chapter of the American Association of University Women.....	30
Mrs. William Kossuth McAllister, 1265 Downing Street, Denver .....	50
Mrs. Marion Strickling, 659 Williams Street, Denver..	60

To give equal library opportunities to our country folk is the vision of the State Department of Education. No doubt the club-women of Colorado visualized such a service, when, in 1897, they sent the first collection of books to a small community in one of the rural districts of our State. Although the goal is far in the distance, the work is progressing and with continued effort equal library opportunities will become a reality within a few years.

May we emphasize the great importance of this library service that reaches those communities that do not have any library facilities? From our patrons' letters, on file in this office, we know we have helped and comforted them by sending useful information about practical matters as well as good fiction that has taken the dejected out of themselves.

This library has been able to accomplish a great deal considering the very limited facilities at hand; but our crying need is—more books—more persons to do the work.

**REPORT**  
of the  
**FEDERAL EMERGENCY EDUCATIONAL RELIEF PROGRAM**  
Inez Johnson Lewis, State Director  
O. S. Wood, Director of Special Educational Activities

---

Denver, Colorado, July 31, 1934.

MRS. INEZ JOHNSON LEWIS,  
State Superintendent of Public Instruction,  
State Capitol,  
Denver, Colorado.

My dear Mrs. Lewis :

Submitted herewith is the final report for the Emergency Educational Program of the State of Colorado for the school year 1933-1934.

This report is largely statistical and does not present a detailed picture of the work accomplished or of the very fine co-operation of the many school administrators and officials of the State without whose help this program would not have been possible.

Sincerely yours,

O. S. WOOD,  
Director of Special Educational Activities.

---

**FEDERAL EMERGENCY EDUCATIONAL RELIEF PROGRAM**  
**STATE OF COLORADO**  
1933-1934

The Federal Emergency Educational Relief Program for Colorado began in December, 1933, and continued through April, 1934, with the exceptions of the Nursery Schools and the Rural School Program. The work was divided into the following divisions:

General Adult Education  
Vocational Education  
Education for Illiterates  
Nursery Schools  
Parent Education  
Vocational Rehabilitation  
Rural School Education

An appropriation of \$16,500.00 was received from the Federal Government for the month of December, 1933, and \$16,500.00 for each of the following months. A special allotment was made for the rural school program, since the amounts mentioned did not make provision for rural school education.

During the program a total of \$101,342.41 was paid to 536 teachers who were otherwise unemployed. Instruction was given to 17,762 persons in 854 classes. Total hours of instruction were 113,717.

The nursery school program began in January, 1934, with the special training of 53 teachers in nursery school work. On February 1, 1934, these teachers started nursery schools in 26 centers. The parent education program was operated in connection with the nursery schools.

Approximately \$4,000.00 was used in connection with this program for the vocational rehabilitation of the physically handicapped. Eighty-one were benefited by this program.

The rural school program began in April, 1934, with an appropriation of \$86,000.00 to cover the work for three months; \$17,500.00 of which was not used as the schools needing it did not meet the requirements of the Federal Government. A more detailed summary of this program follows.

A detailed report of the Federal Emergency Educational activities has been compiled and is filed in the office of the State Department of Education. Duplicate copies have been forwarded to Dr. L. H. Alderman, Educational Division, Federal Emergency Relief Administration; to the United States Commissioner of Education; the National Education Association, and the State Relief Association.

## FEDERAL EMERGENCY EDUCATIONAL RELIEF PROGRAM STATE OF COLORADO 1933-1934

### RURAL SCHOOL EDUCATION

The Rural School Educational Relief Program was a part of the Federal Emergency Educational Relief Administration. Its chief purposes were: First, to give instruction to children living in districts where schools had closed or would have to close with shortened terms because of lack of local finances; second, to give work relief to needy rural school teachers; and third, to indirectly aid the school district and community.

**Method of Procedure.** The data pertaining to the rural school districts which were in financial difficulty were obtained from the County Superintendents by the Emergency in Education Division of the State Department of Education. Enrollment, date school closed or would have to close, number of teachers, teachers' salaries, monthly current expenses, assessed valuation, general and special mill levies, and cash on hand were some of the facts collected. After it was determined that a district was in sufficient need and met Federal requirements, the Board of Education was notified that Federal funds could be used to pay the teachers, provided the schools were reopened or continued to complete a normal term. However, funds were not available after July 1. The Board of Education then signed an acceptance form which indicated that the Federal requirements would be adhered to and that the schools would be operated to complete a normal term.

Before any teacher was paid from Federal funds, an affidavit was sworn to before a Notary Public. In this it was stated that the teacher was of legal age, and held a legal Colorado teacher's certificate; the amount of income received from sources other

than teaching and from husband or wife in the case of married teachers was also shown. This supplementary income was deducted from the teacher's salary before he (or she) was paid relief funds.

**Summary.** The rural school program was started April 1, 1934, and continued until July 1, 1934. Five hundred nineteen teachers gave instruction to 12,766 pupils and were paid \$56,310.35. Administrative expenses for this work totaled \$2,732.05 or 4.4 per cent of the amount expended from Rural Education funds. The following table summarizes briefly the activities and results of this work:

**SUMMARY OF RURAL SCHOOL RELIEF PROGRAM  
STATE OF COLORADO  
1933-1934**

Item	Elementary	High School	Total
Number of districts.....	.....	.....	145
Number of schools.....	170	31	201
Enrollment .....	9,090	3,676	12,766
Pupil-days of instruction....	238,350	76,071	314,421
Teachers .....	375	144	519
Teacher-days of instruction	10,502	3,504	14,006
Amount paid to teachers....	\$40,329.34	\$15,981.01	\$56,310.35

Another interesting table is presented below and shows the number of days for which teachers were paid from F. E. R. A. funds:

**DAYS OF TEACHING FOR WHICH TEACHERS WERE PAID  
FROM F. E. R. A. FUNDS**

Number of Days Taught	Elementary Teachers		High School Teachers		Total	
	No.	Per Cent of Total	No.	Per Cent of Total	No.	Per Cent of Total
1 to 9.....	1	0.3	0	0.0	1	0.2
10 to 19.....	74	19.7	51	35.4	125	24.1
20 to 29.....	103	27.4	22	15.3	125	24.1
30 to 39.....	88	23.5	43	29.9	131	25.2
40 to 49.....	80	21.4	19	13.2	99	19.1
50 to 59.....	14	3.7	6	4.2	20	3.8
60 to 69.....	15	4.0	3	2.0	18	3.5
Total .....	375	100.0	144	100.0	519	100.0

Further analyses may be made by reference to the tables shown on the following pages. Comparisons may be made by counties and also by months.

**STATE CONTESTS**

(Co-operation of State Department of Public Instruction)

---

1933

**FIFTH ANNUAL GORGAS MEMORIAL ESSAY CONTEST**

Dr. Cary T. Grayson, President, Gorgas Memorial Institute  
Washington, D. C.

Open to Junior and Senior High Schools

SUBJECT: "THE PROBLEM OF THE MOSQUITO AND  
OTHER INSECT LIFE IN RELATION TO SANITA-  
TION, HEALTH AND INDUSTRY"

State Winner: Vonna L. Lamme, Huerfano County High  
School, Walsenburg, Colo.

National Prizes: \$500.00; plus \$200.00 in cash for travel al-  
lowance.

State Prizes: \$10.00 each in cash.

Prizes range from \$10.00 to \$500.00 in cash.

High School Prizes: Bronze Gorgas Medallion.

**Judges**

Dr. S. R. McKelvey, Secretary, State Board of Health, Denver.

Honorable Chas. M. Armstrong, Secretary of State, Denver.

Honorable Inez Johnson Lewis, State Superintendent of Pub-  
lic Instruction, Denver.

**Donor of Prizes**

Mr. Henry L. Doherty  
New York, N. Y.

**Sponsored by**

Gorgas Memorial Institute  
Washington, D. C.

**STATE CONTESTS**

(Co-operation of State Department of Public Instruction)

---

1934

**SIXTH ANNUAL GORGAS MEMORIAL ESSAY CONTEST**

Dr. Cary T. Grayson, President, Gorgas Memorial Institute  
Washington, D. C.

Open to Junior and Senior High Schools

**SUBJECT: "PAST BENEFITS AND FUTURE IMPORTANCE  
TO MAN OF THE CONTROL OF DISEASE-  
BEARING MOSQUITOES"**

State Winner: Lois Armentraut, Colorado Springs High  
School, Colorado Springs, Colo.

National Prizes: \$500.00; plus \$200.00 in cash for travel al-  
lowance.

State Prizes: \$10.00 each in cash.

Prizes range from \$10.00 to \$500.00 in cash.

High School Prizes: Bronze Gorgas Medallion.

**Judges**

Dr. S. R. McKelvey, Secretary, State Board of Health, Denver.

Honorable Chas. M. Armstrong, Secretary of State, Denver.

Honorable Inez Johnson Lewis, State Superintendent of Pub-  
lic Instruction, Denver.

**Donor of Prizes**

Colonel Henry L. Doherty  
Pres. of the Henry L. Doherty  
Company of New York City

**Sponsored by**

Gorgas Memorial Institute  
Washington, D. C.

## RURAL SCHOOL CHOIR CERTIFICATES

Issued by Extension Department

Comparative Distribution, 1931-32, 1932-33

County	No. Issued 1932-33	No. Issued 1931-32
1. Adams .....	0	12
2. Arapahoe .....	230	0
3. Boulder .....	193	0
4. Chaffee .....	24	0
5. Cheyenne .....	14	0
6. El Paso .....	0	12
7. Larimer .....	475	0
8. Logan .....	9	2
9. Morgan .....	10	51
10. Phillips .....	5	44
11. Pueblo .....	197	77
12. Routt .....	33	28
13. Weld .....	32	15
Total .....	1,222	241



**FORTY-EIGHTH ANNUAL MEETING OF COUNTY  
SUPERINTENDENTS' ASSOCIATION**

State Capitol, Denver, Colorado

April 3, 4, 5, 1933

**Executive Committee**

Mrs. Inez Johnson Lewis, State Superintendent Public Instruction, Ex Officio Chairman.

President, Mrs. Lou C. Beaman, Supt. of Schools, Custer County, Westcliffe.

Vice-President, Mrs. Dorothy L. Traber, Supt. of Schools, Grand County, Kremmling.

Secretary, Miss Lucile Dee Horton, Supt. of Schools, El Paso County, Colorado Springs.

Treasurer, Mrs. Elizabeth E. Bennet, Supt. of Schools, Douglas County, Castle Rock.

Chairman, Spelling Contest, A. E. Stevenson, Supt. of Schools, Yuma County, Wray.

Chairman, Oratorical Contest, Mrs. Elizabeth E. Bennet, Supt. of Schools, Castle Rock.

Chairman, Legislative Committee, Mrs. Isabella D. Mayhoffer, Supt. of Schools, Boulder.

Chairman, Resolutions Committee, Mrs. Una S. Williams, Supt. of Schools, Larimer County, Fort Collins.

Chairman, Music Committee, Mrs. Angela G. Herstrom, Supt. of Schools, Denver.

**WINNERS OF ORATORICAL CONTEST, COUNTY  
SUPERINTENDENTS' MEETING**

April 3, 4, 5, 1933

**Oratory: Subject: "The Challenge of Disarmament"**

1. Ethel Stoker, Kiowa County.
2. George Elliott, Eagle County.
3. Walter Hugins, Arapahoe County.
4. Jane Harkie, Lincoln County.
5. Helen Irene Eversman, Sedgwick County.
6. Arthur Field, Prowers County.

**Spelling: Winners**

1. Billy McCunniff, Conejos County.
2. Fred Garcia, La Plata County.
3. Jean Wells, Rio Grande County.
4. Virginia Dobbins, Chaffee County.
5. Ellen Morris, Mesa County.
6. Mary Gardener, Kit Carson County.

**FORTY-NINTH ANNUAL MEETING OF COUNTY  
SUPERINTENDENTS' ASSOCIATION**

State Capitol, Denver, Colorado

March 26, 27, 28, 1934

**Executive Committee**

Mrs. Inez Johnson Lewis, State Superintendent Public Instruction, Ex Officio Chairman.

President, W. F. Templin, Supt. of Schools, Las Animas County, Trinidad.

Vice-President, Mrs. Minnie O. Davis, Supt. of Schools, Arapahoe County, Littleton.

Secretary, Mrs. Nina M. Weiss, Supt. of Schools, Rio Grande County, Del Norte.

Treasurer, Miss Kate Lester, Supt. of Schools, Logan County, Sterling.

Chairman Oratorical Contest, Miss Lucile Dec Horton, Supt. of Schools, El Paso County, Colorado Springs.

Chairman Spelling Contest, Mrs. Lucile Andreae, Supt. of Schools, Montrose County, Montrose.

Chairman Legislative Committee, Mrs. Isabella D. Mayhoffer, Supt. of Schools, Boulder County, Boulder.

Chairman Resolutions Committee, Mrs. Bertha L. Baker, Supt. of Schools, Adams County, Brighton.

Chairman, Music Committee, Mrs. Angela G. Herstrom, Supt. of Schools, Denver.

**WINNERS OF ORATORICAL CONTEST, COUNTY  
SUPERINTENDENTS' MEETING**

March 26, 27, 28, 1934

**Oratory: Subject: "Civic Responsibility of Young America"**

1. Jane Vogt, Kit Carson County.
2. Robert McDevitt, Eagle County.
3. Robert Smith, Ouray County.
4. Ann Garrett, Larimer County.
5. Chesna Mae Dillinger, Baca County.
6. Betty Clayton, Washington County.

**Spelling: Winners**

1. Leonard Michael, Mesa County.
2. Helen Stine, Logan County.
3. Edwin Steinkraus, Weld County.
4. Brinley Lewis, Fremont County.
5. Marjorie Woodard, Saguache County.
6. Dixie Pfeiffer, Garfield County.

**STATE CERTIFICATES ISSUED FROM  
JULY 1, 1932, TO JULY 1, 1933**

1. Honorary Life Certificates.....	18
2. Graduate Temporary Certificates.....	472
3. Graduate Life Certificates.....	233
4. Elementary Temporary Certificates.....	117
5. Elementary Life Certificates.....	31
6. Special Temporary Certificates.....	32
7. Special Life Certificates.....	12
8. Pre-Graduate Permits.....	51
Duplicate Certificates .....	5
Total .....	971

**FINANCIAL REPORT**

July 1, 1932, to July 1, 1933

July 1, 1932, Balance.....	\$ 820.56
Fees for State Certificates.....	4,354.56
Receipts from County Examinations.....	1,151.00
Total .....	\$6,326.12
Disbursements .....	5,906.76
July 1, 1933, Balance.....	\$ 419.36

**CERTIFICATION FUND—DISBURSEMENTS**

July 1, 1932, to July 1, 1933

Salaries .....	\$4,219.52
Stamps .....	375.00
Stationery .....	30.95
Printing of Certificates .....	37.50
Printing of Examination Questions.....	796.29
Amount paid to Graders of County Examination Papers..	405.00
Expense of State Board of Examiners.....	42.50
Total .....	\$5,906.76

**STATE CERTIFICATES ISSUED FROM  
JULY 1, 1933, TO JULY 1, 1934**

1.	Honorary Life Certificates.....	6
2.	Graduate Temporary Certificates.....	479
3.	Graduate Life Certificates.....	184
4.	Elementary Temporary Certificates.....	106
5.	Elementary Life Certificates.....	49
6.	Special Temporary Certificates.....	34
7.	Special Life Certificates.....	14
8.	Pre-Graduate Permits.....	64
	Duplicate Certificates.....	5
	Total .....	941

**FINANCIAL REPORT**

July 1, 1933, to July 1, 1934

July 1, 1933, Balance.....	\$ 419.36
Fees for State Certificates.....	4,227.78
Receipts from County Examinations.....	740.03
	\$5,387.17
Disbursements .....	2,641.68
	\$2,745.49
July 1, 1934, Balance.....	\$2,745.49

**CERTIFICATION FUND—DISBURSEMENTS**

July 1, 1933, to July 1, 1934

Salaries .....	\$1,773.50
Stamps .....	25.00
Stationery .....	16.28
Printing of Certificates .....	35.00
Printing of Examination Questions.....	508.88
Amount paid to Graders of County Examination Papers..	266.00
Expense of State Board of Examiners.....	17.02
	\$2,641.68
Total .....	\$2,641.68

**SUMMARY OF STATISTICS FOR THE STATE, 1933**

Counties .....	63
Districts .....	*2,053
Children of School Age (6 to 21 years).....	314,181
Total enrollment in public schools.....	240,909
Average daily attendance.....	198,126
Number of Teachers Employed.....	9,427
Number of Kindergarten Schools.....	101
One teacher elementary.....	1,761
Two teacher elementary.....	299
Three or more teacher elementary.....	588
Total elementary schools.....	2,684
Number of junior high schools.....	84
Number of senior high schools.....	308
Total valuation of school property.....	\$61,151,849.00
Total expenditures of public schools.....	19,375,954.40
Total teachers' salaries.....	12,441,800.57

**AVERAGE YEARLY SALARY OF TEACHERS**

Kindergarten .....	\$1,839.00
Elementary .....	1,094.00
Junior high.....	1,832.00
Senior high.....	1,618.00
Superintendents, supervisors, principals.....	2,135.00
Average for state.....	1,347.00

---

\*55 of this number are Jt.

**SUMMARY OF STATISTICS FOR THE STATE, 1934**

Counties .....	63
Districts .....	*2,057
Children of school age (6 to 21 years).....	311,970
Total enrollment in public schools.....	238,808
Average daily attendance.....	196,399
Number of teachers employed.....	9,195
Number of kindergarten schools.....	35
One teacher elementary .....	1,738
Two teacher elementary.....	309
Three or more teacher elementary.....	582
	<hr/>
Total Elementary Schools.....	2,629
Number of junior high schools.....	116
Number of senior high schools.....	314
Total Valuation of School Property.....	\$60,876,780.00
Total Expenditures of Public Schools.....	18,207,547.92
Total Teachers' Salaries.....	10,714,310.28

**AVERAGE YEARLY SALARY OF TEACHERS**

Kindergarten .....	\$1,195.00
Elementary .....	985.00
Junior High .....	1,675.00
Senior High .....	1,466.00
Superintendents, Supervisors, Principals.....	2,115.00
Average for State.....	1,186.00

---

\*55 of this number are Jt.

Annual Statistical  
Reports

## CENSUS STATISTICS—1933

COUNTY	Children Between 6 and 21 Current School Year			Children Between 8 and 16		
	Boys	Girls	Total	Boys	Girls	Total
Adams .....	3,189	2,970	6,159	1,653	1,487	3,140
Alamosa .....	1,314	1,317	2,631	770	797	1,567
Arapahoe .....	3,368	3,163	6,531	2,114	1,994	4,108
Archuleta .....	529	542	1,071	314	332	646
Baca .....	1,919	1,832	3,751	1,147	1,152	2,299
Bent .....	1,441	1,358	2,799	946	883	1,829
Boulder .....	5,004	4,762	9,766	2,767	2,708	5,475
Chaffee .....	1,047	1,072	2,119	627	647	1,274
Cheyenne .....	691	575	1,266	455	354	809
Clear Creek.....	245	287	532	165	184	349
Conejos .....	2,025	1,918	3,943	1,210	1,178	2,388
Costilla .....	1,031	1,012	2,043	486	512	998
Crowley .....	996	934	1,930	585	575	1,160
Custer .....	309	281	590	194	189	383
Delta .....	2,610	2,467	5,077	1,461	1,364	2,825
Denver .....	39,388	39,992	79,380	16,208	15,882	32,090
Dolores .....	211	225	436	128	138	266
Douglas .....	498	444	942	327	282	609
Eagle .....	591	557	1,148	363	308	671
Elbert .....	1,144	994	2,138	746	656	1,402
El Paso.....	6,454	6,285	12,739	3,490	3,387	6,877
Fremont .....	2,800	2,734	5,534	1,593	1,521	3,114
Garfield .....	1,609	1,549	3,158	933	876	1,809
Gilpin .....	149	152	301	101	98	199
Grand .....	327	289	616	201	171	372
Gunnison .....	822	778	1,600	490	453	943
Hinsdale .....	59	55	114	31	28	59
Huerfano .....	3,293	3,016	6,309	1,802	1,656	3,458
Jackson .....	192	175	367	131	130	261
Jefferson .....	3,016	2,989	6,005	1,717	1,746	3,463
Kiowa .....	722	706	1,428	460	439	899
Kit Carson.....	1,851	1,723	3,574	1,058	1,016	2,074
Lake .....	678	665	1,343	352	324	676
La Plata .....	2,103	2,185	4,288	1,302	1,246	2,548
Larimer .....	5,089	4,963	10,052	2,881	2,864	5,745
Las Animas .....	6,172	6,216	12,388	3,435	3,555	6,990
Lincoln .....	1,425	1,362	2,787	851	807	1,658
Logan .....	3,578	3,384	6,962	2,083	1,966	4,049
Mesa .....	4,182	4,152	8,334	2,444	2,522	4,966
Mineral .....	68	80	148	36	37	73
Moffat .....	841	751	1,592	409	358	767
Montezuma .....	1,327	1,290	2,617	840	839	1,679
Montrose .....	2,055	1,861	3,916	1,190	1,086	2,276
Morgan .....	3,076	2,857	5,933	1,756	1,672	3,428
Otero .....	3,730	3,686	7,416	2,302	2,230	4,532
Ouray .....	248	206	454	149	129	278
Park .....	305	278	583	193	172	365
Phillips .....	927	903	1,830	509	528	1,037
Pitkin .....	249	203	452	125	101	226
Prowers .....	2,563	2,470	5,033	1,483	1,392	2,875
Pueblo .....	9,546	9,498	19,044	5,387	5,348	10,735
Rio Blanco .....	460	470	930	258	268	526
Rio Grande .....	1,722	1,761	3,483	959	1,248	2,207
Routt .....	1,553	1,429	2,982	896	792	1,688
Saguache .....	1,054	966	2,020	579	549	1,128
San Juan.....	98	104	202	71	67	138
San Miguel .....	362	389	751	213	239	452
Sedgwick .....	1,003	891	1,894	577	505	1,082
Summit .....	110	96	206	78	59	137
Teller .....	566	551	1,117	324	313	637
Washington .....	1,787	1,575	3,362	1,103	982	2,085
Weid .....	11,068	10,446	21,514	6,962	6,529	13,491
Yuma .....	2,384	2,167	4,551	1,448	1,396	2,844
Totals .....	159,173	155,008	314,181	85,868	83,286	169,134



## CENSUS STATISTICS—1934

COUNTY	Children Between 6 and 21 Current School Year			Children Between 8 and 16		
	Boys	Girls	Total	Boys	Girls	Total
Adams .....	3,059	2,915	5,974	1,742	1,675	3,417
Alamosa .....	1,285	1,316	2,601	795	813	1,608
Arapahoe .....	3,476	3,146	6,622	2,174	1,929	4,103
Archuleta .....	543	535	1,078	346	370	716
Baca .....	1,941	1,847	3,788	1,213	1,199	2,412
Bent .....	1,413	1,288	2,701	950	835	1,785
Boulder .....	4,965	4,672	9,637	2,956	2,769	5,725
Chaffee .....	1,014	1,027	2,041	564	552	1,116
Cheyenne .....	655	575	1,230	407	323	730
Clear Creek.....	254	297	551	174	207	381
Conejos .....	1,992	1,940	3,932	1,183	1,159	2,342
Costilla .....	1,078	1,003	2,081	539	538	1,077
Crowley .....	899	873	1,772	536	538	1,074
Custer .....	344	297	641	207	197	404
Delta .....	2,779	2,600	5,379	1,570	1,518	3,088
Denver .....	39,598	40,170	79,768	16,274	15,935	32,209
Dolores .....	215	196	411	128	114	242
Douglas .....	543	456	999	271	236	507
Eagle .....	574	544	1,118	363	333	696
Elbert .....	1,058	994	2,052	639	600	1,239
El Paso .....	6,234	6,151	12,385	3,337	3,506	6,843
Fremont .....	2,764	2,649	5,413	1,755	1,677	3,432
Garfield .....	1,805	1,728	3,533	1,028	1,091	2,119
Gilpin .....	159	157	316	100	89	189
Grand .....	324	294	618	216	194	410
Gunnison .....	743	774	1,517	367	320	687
Hinsdale .....	65	55	120	30	25	55
Huerfano .....	3,286	2,958	6,244	1,920	1,717	3,637
Jackson .....	197	198	395	93	88	181
Jefferson .....	3,105	3,041	6,146	1,856	1,790	3,646
Kiowa .....	679	677	1,356	422	400	822
Kit Carson.....	1,852	1,747	3,599	1,100	1,048	2,148
Lake .....	672	647	1,319	362	349	711
La Plata.....	2,210	2,142	4,352	1,278	1,206	2,484
Larimer .....	4,978	4,834	9,812	2,757	2,756	5,513
Las Animas.....	5,991	6,100	12,091	3,482	3,502	6,984
Lincoln .....	1,365	1,330	2,695	869	845	1,714
Logan .....	3,478	3,267	6,745	2,022	1,915	3,937
Mesa .....	4,294	4,173	8,467	2,725	2,538	5,263
Mineral .....	67	79	146	47	42	89
Moffat .....	816	713	1,529	454	393	847
Montezuma .....	1,376	1,354	2,730	882	784	1,666
Montrose .....	2,107	1,913	4,020	1,285	1,189	2,474
Morgan .....	2,962	2,841	5,803	1,670	1,506	3,176
Otero .....	3,684	3,586	7,270	2,276	2,321	4,597
Ouray .....	228	202	430	134	128	262
Park .....	361	324	685	220	196	416
Phillips .....	918	891	1,809	474	506	980
Pitkin .....	235	201	436	142	111	253
Prowers .....	2,447	2,351	4,798	1,376	1,322	2,698
Pueblo .....	9,573	9,437	19,010	5,099	5,021	10,120
Rio Blanco.....	448	430	878	256	241	497
Rio Grande.....	1,685	1,725	3,410	853	1,027	1,880
Routt .....	1,368	1,232	2,600	859	715	1,574
Saguache .....	1,008	938	1,946	538	579	1,117
San Juan.....	116	118	234	67	72	139
San Miguel.....	343	345	688	217	210	427
Sedgwick .....	984	868	1,852	600	515	1,115
Summit .....	123	117	240	70	72	142
Teller .....	568	557	1,125	328	323	651
Washington .....	1,752	1,579	3,331	1,087	971	2,058
Weld .....	10,850	10,157	21,007	5,429	5,231	10,660
Yuma .....	2,366	2,128	4,494	1,504	1,360	2,864
Totals .....	158,271	153,699	311,970	84,617	81,731	166,348

## CENSUS STATISTICS—1933

COUNTY	Illiterates Children Between 8 and 21 Who Cannot Read and Write the English Language			Number Blind or Deaf-Mute Children Between 4 and 22			Number Feeble-Minded or Imbecile Children Between 4 and 22		
	Boys	Girls	Total	Boys	Girls	Total	Boys	Girls	Total
Adams	1	..	1	6	3	9	..	..	..
Alamosa	3	4	7	1	4	5	..	..	..
Arapahoe	6	8	14	2	..	2	..	..	..
Archuleta	..	..	..	1	..	1	1	4	5
Baca	..	..	..	..	..	..	..	..	..
Bent	4	1	5	5	3	8	1	..	1
Boulder	18	22	40	8	1	9	..	..	..
Chaffee	1	1	2	4	2	6	2	2	4
Cheyenne	1	..	1	1	..	1	..	..	..
Clear Creek	..	..	..	..	..	..	..	..	..
Conejos	1	1	2	5	..	5	..	..	..
Costilla	16	13	29	..	..	..	..	..	..
Crowley	4	7	11	2	2	4	..	3	3
Custer	..	..	..	..	..	..	..	..	..
Delta	3	4	7	7	3	10	..	..	..
Denver	24	18	42	56	50	106	80	65	145
Dolores	..	..	..	..	..	..	..	..	..
Douglas	..	..	..	3	..	3	..	..	..
Eagle	..	..	..	..	..	..	..	..	..
Elbert	..	..	..	1	1	2	..	..	..
El Paso	6	2	8	29	16	45	..	..	..
Fremont	15	21	36	3	4	7	2	2	4
Garfield	4	9	13	1	2	3	..	..	..
Gilpin	..	..	..	..	..	..	..	..	..
Grand	..	..	..	..	1	1	..	..	..
Gunnison	..	..	..	1	2	3	..	..	..
Hinsdale	..	..	..	..	..	..	..	..	..
Huerfano	79	76	155	5	5	10	..	..	..
Jackson	..	..	..	..	..	..	..	..	..
Jefferson	3	..	3	3	1	4	..	..	..
Kiowa	..	..	..	..	..	..	2	..	2
Kit Carson	2	..	2	3	..	3	..	..	..
Lake	..	..	..	..	..	..	..	..	..
La Plata	91	83	174	6	5	11	..	..	..
Larimer	3	4	7	3	9	12	..	..	..
Las Animas	7	4	11	6	5	11	..	..	..
Lincoln	..	..	..	1	1	2	1	..	1
Logan	..	..	..	3	4	7	1	1	2
Mesa	4	1	5	3	3	6	..	..	..
Mineral	..	..	..	..	..	..	..	..	..
Moffat	..	..	..	..	..	..	..	..	..
Montezuma	..	..	..	..	..	..	..	..	..
Montrose	43	49	92	..	3	3	..	..	..
Morgan	..	..	..	2	1	3	5	3	8
Otero	29	30	59	6	4	10	2	3	5
Ouray	..	..	..	..	..	..	..	..	..
Park	..	..	..	..	..	..	..	..	..
Phillips	..	1	1	..	..	..	2	1	3
Pitkin	..	..	..	..	..	..	..	..	..
Prowers	9	10	19	1	4	5	..	..	..
Pueblo	7	7	14	10	5	15	..	..	..
Rio Blanco	..	..	..	..	3	3	..	..	..
Rio Grande	..	..	..	2	..	2	..	2	2
Routt	..	..	..	1	2	3	..	..	..
Saguache	..	..	..	..	..	..	..	..	..
San Juan	..	..	..	1	1	2	..	..	..
San Miguel	..	..	..	..	..	..	..	..	..
Sedgwick	2	3	5	..	1	1	..	..	..
Summit	..	..	..	..	1	1	1	..	1
Teller	..	..	..	..	..	..	..	..	..
Washington	2	1	3	7	1	8	..	..	..
Weld	78	77	155	7	3	10	1	2	3
Yuma	..	..	..	..	..	..	..	..	..
Totals	466	457	923	206	155	361	101	88	189

## CENSUS STATISTICS—1934

COUNTY	Children Between 8 and 21 Who Cannot Read and Write the English Language			Number Blind or Deaf-Mute Children Between 4 and 22			Number Feeble-Minded or Imbecile Children Between 4 and 22		
	Boys	Girls	Total	Boys	Girls	Total	Boys	Girls	Total
Adams	..	..	..	4	2	6	..	..	..
Alamosa	..	1	1	2	4	6	..	..	..
Arapahoe	6	7	13	1	..	1	1	..	1
Archuleta	7	3	10	..	2	2	..	..	..
Baca	..	1	1	..	1	1	..	..	..
Bent	25	27	52	4	3	7	..	..	..
Boulder	4	2	6	2	2	4	..	..	..
Chaffee	2	5	7	5	3	8	2	2	4
Cheyenne	1	..	1	1	..	1	1	..	1
Clear Creek	..	..	..	..	1	1	2	..	2
Conejos	3	4	7	10	3	13	..	..	..
Costilla	..	1	1	..	..	..	..	..	..
Crowley	4	6	10	1	2	3	..	..	..
Custer	..	..	..	1	..	1	..	..	..
Delta	..	..	..	8	4	12	..	..	..
Denver	55	54	109	76	64	140	64	56	120
Dolores	..	..	..	..	..	..	..	..	..
Douglas	..	..	..	4	..	4	1	1	2
Eagle	1	..	1	..	..	..	..	..	..
Elbert	1	2	3	2	4	6	..	..	..
El Paso	5	1	6	30	17	47	..	..	..
Fremont	3	1	4	4	3	7	1	5	6
Garfield	7	3	10	2	..	2	2	..	2
Gilpin	..	1	1	..	..	..	..	..	..
Grand	..	..	..	..	..	..	..	..	..
Gunnison	5	6	11	5	2	7	..	1	1
Hinsdale	..	..	..	..	..	..	..	..	..
Huerfano	31	28	59	2	5	7	..	..	..
Jackson	..	..	..	..	..	..	..	..	..
Jefferson	1	..	1	3	2	5	..	..	..
Kiowa	..	..	..	..	..	..	..	..	..
Kit Carson	..	..	..	3	..	3	..	..	..
Lake	..	..	..	..	..	..	..	..	..
La Plata	36	40	76	3	2	5	..	..	..
Larimer	2	6	8	2	2	4	5	10	15
Las Animas	11	19	30	7	3	10	..	..	..
Lincoln	..	..	..	1	1	2	1	1	2
Logan	1	2	3	4	3	7	..	..	..
Mesa	4	1	5	3	3	6	..	..	..
Mineral	..	..	..	..	..	..	..	..	..
Moffat	1	..	1	..	..	..	1	..	1
Montezuma	3	1	4	4	1	5	..	..	..
Montrose	16	16	32	1	3	4	..	..	..
Morgan	7	13	20	3	3	6	5	5	10
Otero	16	13	29	5	6	11	..	..	..
Ouray	..	..	..	..	..	..	..	..	..
Park	..	..	..	..	..	..	..	..	..
Phillips	..	..	..	..	..	..	..	1	1
Pitkin	..	..	..	..	..	..	..	..	..
Prowers	..	1	1	..	2	2	..	..	..
Pueblo	2	4	6	8	6	14	..	..	..
Rio Blanco	..	..	..	..	..	..	..	..	..
Rio Grande	..	32	32	..	5	5	..	..	..
Routt	..	..	..	..	..	..	..	..	..
Saguache	..	..	..	1	1	2	1	..	1
San Juan	..	..	..	..	..	..	..	..	..
San Miguel	..	..	..	..	..	..	..	1	1
Sedgwick	2	4	6	..	2	2	..	..	..
Summit	..	..	..	..	1	1	..	..	..
Teller	..	..	..	..	..	..	..	..	..
Washington	..	..	..	..	..	..	..	..	..
Weld	338	402	740	12	4	16	..	..	..
Yuma	..	..	..	2	..	2	..	..	..
Totals	600	707	1,307	226	172	398	87	83	170

## ENROLLMENT STATISTICS—1933

## NUMBER OF PUPILS ENROLLED BY GRADES

COUNTY	Kindergarten			Grade 1			Grade 2		
	Boys	Girls	Total	Boys	Girls	Total	Boys	Girls	Total
Adams	10	15	25	388	310	698	267	264	531
Alamosa	...	...	...	153	142	295	126	121	247
Arapahoe	...	...	...	283	284	567	268	220	488
Archuleta	...	...	...	124	128	252	51	48	99
Baca	...	...	...	214	204	418	194	158	352
Bent	...	...	...	152	132	284	117	106	223
Boulder	60	65	125	422	358	780	369	321	690
Chaffee	...	...	...	103	98	201	79	79	158
Cheyenne	...	...	...	52	54	106	60	37	97
Clear Creek	...	...	...	21	25	46	25	22	47
Conejos	...	...	...	287	248	535	189	162	351
Costilla	...	...	...	286	234	520	91	92	183
Crowley	...	...	...	111	74	185	69	68	137
Custer	...	...	...	40	29	69	27	22	49
Delta	...	...	...	279	239	518	206	204	410
Denver	2,782	2,779	5,561	2,504	2,258	4,762	2,350	2,161	4,511
Dolores	...	...	...	36	15	51	22	19	41
Douglas	...	...	...	50	40	90	44	35	79
Eagle	...	...	...	85	59	144	43	31	74
Elbert	...	...	...	76	78	154	94	64	158
El Paso	251	293	544	486	462	948	475	419	894
Fremont	...	...	...	258	222	480	219	224	443
Garfield	18	21	39	177	166	343	136	145	281
Gilpin	...	...	...	21	30	51	13	11	24
Grand	...	...	...	29	38	67	28	31	59
Gunnison	21	33	54	72	87	159	59	65	124
Hinsdale	...	...	...	3	3	6	5	3	8
Huerfano	...	...	...	357	337	694	330	260	590
Jackson	...	...	...	19	17	36	11	11	22
Jefferson	51	42	93	293	242	535	290	236	526
Kiowa	...	...	...	60	42	102	42	55	97
Kit Carson	...	...	...	171	142	313	156	136	292
Lake	...	...	...	37	43	80	38	29	67
La Plata	...	...	...	233	205	438	184	174	358
Larimer	86	73	159	450	410	860	460	427	887
Las Animas	137	150	287	706	674	1,380	547	505	1,052
Lincoln	...	...	...	114	120	234	91	95	186
Logan	...	...	...	265	263	528	228	207	435
Mesa	...	...	...	444	418	862	386	360	746
Mineral	...	...	...	4	6	10	4	5	9
Moffat	...	...	...	65	37	102	49	65	114
Montezuma	...	...	...	151	128	279	114	112	226
Montrose	...	...	...	195	182	377	191	168	359
Morgan	...	...	...	289	304	593	291	255	546
Otero	76	84	160	421	380	801	360	318	678
Ouray	...	...	...	18	16	34	21	16	37
Park	...	...	...	35	41	76	32	25	57
Phillips	...	...	...	82	75	157	77	61	138
Pitkin	...	...	...	17	18	35	12	11	23
Prowers	...	...	...	225	266	491	198	200	398
Pueblo	443	439	882	772	678	1,450	647	586	1,233
Rio Blanco	...	...	...	39	33	72	39	41	80
Rio Grande	...	...	...	289	235	524	152	109	261
Routt	...	...	...	145	123	268	126	102	228
Saguache	...	...	...	164	117	281	78	71	149
San Juan	...	...	...	7	10	17	9	3	12
San Miguel	...	...	...	31	29	60	26	32	58
Sedgwick	...	...	...	107	89	196	89	77	166
Summit	...	...	...	12	16	28	8	13	21
Teller	...	...	...	65	46	111	68	56	124
Washington	...	...	...	178	109	287	136	110	246
Weid	34	45	79	1,214	1,129	2,343	975	893	1,868
Yuma	...	...	...	200	169	369	197	135	332
Totals	3,969	4,039	8,008	14,586	13,166	27,752	12,288	11,091	23,379

## ENROLLMENT STATISTICS—1934

## NUMBER OF PUPILS ENROLLED BY GRADES

COUNTY	Kindergarten			Grade 1			Grade 2		
	Boys	Girls	Total	Boys	Girls	Total	Boys	Girls	Total
Adams .....	9	9	18	344	298	642	251	230	481
Alamosa .....	...	...	...	195	147	342	127	108	235
Arapahoe .....	...	...	...	257	247	504	216	202	418
Archuleta .....	...	...	...	118	111	229	59	55	114
Baca .....	...	...	...	182	140	322	145	128	273
Bent .....	...	...	...	147	140	287	107	96	203
Boulder .....	55	78	133	395	391	786	368	320	688
Chaffee .....	...	...	...	98	93	191	74	80	154
Cheyenne .....	...	...	...	40	51	91	50	46	96
Clear Creek .....	...	...	...	36	16	52	23	22	45
Conejos .....	...	...	...	358	325	683	148	131	279
Costilla .....	...	...	...	244	248	492	109	107	216
Crowley .....	...	...	...	104	86	190	77	63	140
Custer .....	...	...	...	38	27	65	24	26	50
Delta .....	...	...	...	271	258	529	230	194	424
Denver .....	2,893	2,904	5,797	2,347	2,154	4,501	2,230	2,049	4,279
Dolores .....	...	...	...	28	29	57	18	11	29
Douglas .....	...	...	...	45	29	74	38	35	73
Eagle .....	1	...	1	73	75	148	62	41	103
Elbert .....	...	...	...	83	95	178	66	52	118
El Paso .....	247	252	499	446	478	924	436	428	864
Fremont .....	...	...	...	255	258	513	235	204	439
Garfield .....	15	23	38	135	140	275	145	122	267
Gilpin .....	...	...	...	12	22	34	21	21	42
Grand .....	...	...	...	29	26	55	21	28	49
Gunnison .....	18	24	42	75	81	156	75	69	144
Hinsdale .....	...	...	...	3	6	9	4	5	9
Huerfano .....	17	24	41	352	346	698	242	215	457
Jackson .....	...	...	...	21	19	40	14	9	23
Jefferson .....	28	20	48	281	255	536	261	240	501
Kiowa .....	...	...	...	47	56	103	44	38	82
Kit Carson .....	...	...	...	167	133	300	134	132	266
Lake .....	...	...	...	41	49	90	43	39	82
La Plata .....	...	...	...	263	238	501	185	157	342
Larimer .....	77	80	157	458	401	859	427	409	836
Las Animas .....	54	70	124	751	683	1,434	490	439	929
Lincoln .....	...	...	...	80	89	169	101	113	214
Logan .....	...	...	...	242	263	505	247	215	462
Mesa .....	...	...	...	458	447	905	386	385	771
Mineral .....	...	...	...	9	4	13	4	5	9
Moffat .....	...	...	...	77	54	131	69	46	115
Montezuma .....	...	...	...	154	165	319	118	96	214
Montrose .....	...	...	...	225	190	415	177	180	357
Morgan .....	...	...	...	281	271	552	234	232	466
Otero .....	...	...	...	463	403	866	343	296	639
Ouray .....	...	...	...	29	26	55	14	14	28
Park .....	...	...	...	34	38	72	31	28	59
Phillips .....	...	...	...	70	73	143	74	58	132
Pitkin .....	...	...	...	30	21	51	17	20	37
Prowers .....	...	...	...	261	239	500	181	214	395
Pueblo .....	433	431	864	718	707	1,425	663	603	1,266
Rio Blanco .....	...	...	...	38	32	70	27	29	56
Rio Grande .....	...	...	...	277	282	559	158	124	282
Routt .....	...	...	...	126	102	228	117	120	237
Saguache .....	...	...	...	175	122	297	73	76	149
San Juan .....	...	...	...	14	8	22	10	9	19
San Miguel .....	...	...	...	37	30	67	23	20	43
Sedgwick .....	...	...	...	97	81	178	80	70	150
Summit .....	...	...	...	10	6	16	9	12	21
Teller .....	...	...	...	63	48	111	49	44	93
Washington .....	...	...	...	125	126	251	147	106	253
Weld .....	25	51	76	1,178	995	2,173	903	831	1,734
Yuma .....	...	...	...	188	154	342	185	156	341
Totals .....	3,872	3,966	7,838	14,198	13,127	27,325	11,639	10,653	22,292

## ENROLLMENT STATISTICS—1933

## NUMBER OF PUPILS ENROLLED BY GRADES

COUNTY	Grade 3			Grade 4			Grade 5		
	Boys	Girls	Total	Boys	Girls	Total	Boys	Girls	Total
Adams .....	326	280	606	279	246	525	296	265	561
Alamosa .....	99	118	217	98	116	214	106	90	196
Arapahoe .....	255	246	501	273	252	525	277	248	525
Archuleta .....	57	56	113	42	37	79	43	49	92
Baca .....	181	156	337	174	155	329	145	167	312
Bent .....	162	116	278	132	129	261	128	115	243
Boulder .....	377	307	684	363	349	712	345	340	685
Chaffee .....	95	89	184	61	79	140	81	73	154
Cheyenne .....	35	49	84	51	29	80	58	46	104
Clear Creek .....	20	28	48	31	23	54	22	25	47
Conejos .....	224	161	385	149	145	294	148	125	273
Costilla .....	92	89	181	90	81	171	96	73	169
Crowley .....	80	69	149	67	82	149	79	78	157
Custer .....	35	20	55	27	23	50	26	30	56
Delta .....	178	195	373	200	186	386	206	185	391
Denver .....	2,252	2,266	4,518	2,251	2,133	4,384	2,194	2,099	4,293
Dolores .....	20	16	36	30	13	43	16	21	37
Douglas .....	54	47	101	48	35	83	50	43	93
Eagle .....	57	55	112	46	54	100	70	38	108
Elbert .....	84	85	169	94	71	165	74	60	134
El Paso .....	468	458	926	459	404	863	455	432	887
Fremont .....	216	229	445	246	204	450	229	196	425
Garfield .....	145	135	280	140	132	272	142	107	249
Gilpin .....	18	12	30	16	14	30	18	13	31
Grand .....	27	22	49	35	33	68	37	21	58
Gunnison .....	60	58	118	67	71	138	64	72	136
Hinsdale .....	4	3	7	6	6	12	1	6	7
Huerfano .....	260	235	495	227	222	449	228	193	421
Jackson .....	18	14	32	13	12	25	15	13	28
Jefferson .....	272	242	514	243	276	519	246	244	490
Kiowa .....	49	42	91	57	53	110	60	49	109
Kit Carson .....	140	129	269	160	118	278	160	125	285
Lake .....	29	27	56	26	31	57	33	36	69
La Plata .....	179	157	336	156	166	322	159	164	323
Larimer .....	425	413	838	393	386	779	438	394	832
Las Animas .....	500	480	980	447	416	863	428	464	892
Lincoln .....	95	104	199	102	119	221	107	95	202
Logan .....	273	248	521	260	225	485	257	258	515
Mesa .....	380	368	748	392	377	769	361	346	707
Mineral .....	6	4	10	8	8	16	3	7	10
Moffat .....	48	58	106	44	49	93	54	38	92
Montezuma .....	120	109	229	118	125	243	128	113	241
Montrose .....	187	158	345	185	169	354	182	154	336
Morgan .....	297	268	565	293	235	528	280	224	504
Otero .....	323	349	672	311	316	627	295	286	581
Ouray .....	19	23	42	23	12	35	25	16	41
Park .....	35	30	65	32	46	78	34	20	54
Phillips .....	78	75	153	70	66	136	68	71	139
Pitkin .....	14	14	28	13	12	25	17	17	34
Prowers .....	235	187	422	220	190	410	177	173	350
Pueblo .....	615	593	1,208	643	684	1,327	627	613	1,240
Rio Blanco .....	36	28	64	39	36	75	42	36	78
Rio Grande .....	135	136	271	128	130	258	117	113	230
Routt .....	129	122	251	125	88	213	120	96	216
Saguache .....	97	94	191	73	77	150	50	55	105
San Juan .....	6	9	15	7	13	20	6	11	17
San Miguel .....	23	28	51	39	26	65	34	28	62
Sedgwick .....	79	67	146	82	67	149	93	70	163
Summit .....	11	6	17	7	6	13	9	8	17
Teller .....	52	48	100	40	29	69	40	43	83
Washington .....	130	133	263	133	126	259	140	121	261
Weld .....	965	864	1,829	915	830	1,745	971	819	1,790
Yuma .....	240	154	394	205	202	407	171	164	335
Totals .....	12,121	11,381	23,502	11,710	11,018	22,728	11,581	10,694	22,275

## ENROLLMENT STATISTICS—1934

## NUMBER OF PUPILS ENROLLED BY GRADES

COUNTY	Grade 3			Grade 4			Grade 5		
	Boys	Girls	Total	Boys	Girls	Total	Boys	Girls	Total
Adams	232	252	484	291	266	557	244	224	468
Alamosa	105	120	225	107	120	227	85	116	201
Arapahoe	264	235	499	229	188	417	303	255	558
Archuleta	47	59	106	49	43	92	38	36	74
Baca	182	143	325	164	148	312	154	151	305
Bent	115	109	224	145	113	258	123	118	241
Boulder	335	308	643	411	329	740	358	343	701
Chaffee	84	79	163	83	78	161	63	73	136
Cheyenne	57	36	93	37	47	84	54	34	88
Clear Creek	33	30	63	21	31	52	27	22	49
Conejos	187	172	359	170	142	312	128	132	260
Costilla	86	101	187	103	92	195	94	88	182
Crowley	67	69	136	73	60	133	71	80	151
Custer	29	30	59	36	27	63	25	26	51
Delta	199	211	410	203	196	399	213	176	389
Denver	2,270	2,204	4,474	2,272	2,248	4,520	2,215	2,109	4,324
Dolores	25	23	48	34	22	56	20	13	33
Douglas	38	36	74	44	42	86	37	37	74
Eagle	50	43	93	63	59	122	52	57	109
Elbert	94	75	169	85	90	175	81	61	142
El Paso	486	458	944	446	445	891	453	411	864
Fremont	219	231	450	206	223	429	247	196	443
Garfield	113	122	240	126	132	258	121	111	232
Gilpin	11	9	20	18	11	29	19	13	32
Grand	29	28	57	26	23	49	28	29	57
Gunnison	54	69	123	65	67	132	63	56	119
Hinsdale	3	4	7	7	5	12	5	4	9
Huerfano	257	226	483	218	228	446	209	192	401
Jackson	16	9	25	16	15	31	15	10	25
Jefferson	277	257	534	251	237	488	241	262	503
Kiowa	35	50	85	48	51	99	56	48	104
Kit Carson	155	131	286	127	121	248	148	109	257
Lake	44	32	76	31	36	67	27	40	67
La Plata	179	184	363	167	149	316	139	152	291
Larimer	405	363	768	423	409	832	383	391	774
Las Animas	465	515	980	438	448	886	418	408	826
Lincoln	80	87	167	84	122	206	91	113	204
Logan	239	212	451	271	244	515	262	212	474
Mesa	386	354	740	359	357	716	352	356	708
Mineral	5	5	10	10	6	16	3	3	6
Moffat	48	73	121	47	55	102	48	54	102
Montezuma	104	110	214	129	103	232	119	120	239
Montrose	196	165	361	187	158	345	189	174	363
Morgan	251	243	494	250	214	464	268	214	482
Otero	330	313	643	319	327	646	293	298	591
Ouray	22	18	40	18	22	40	20	13	33
Park	41	27	68	32	28	60	26	28	54
Phillips	68	61	129	66	72	138	65	68	133
Pitkin	19	17	36	16	20	36	19	15	34
Prowers	194	193	387	234	180	414	179	178	357
Pueblo	580	571	1,151	669	608	1,277	614	656	1,270
Río Blanco	38	37	75	36	25	61	42	34	76
Río Grande	122	118	240	135	117	252	123	136	259
Routt	117	98	215	118	101	219	112	91	203
Saguache	86	79	165	90	76	166	83	92	175
San Juan	9	3	12	4	8	12	9	13	22
San Miguel	30	33	63	21	18	39	32	18	50
Sedgwick	79	64	143	77	71	148	72	59	131
Summit	12	9	21	11	8	19	6	5	11
Teller	62	47	109	50	36	86	43	46	89
Washington	137	119	256	125	115	240	117	119	236
Weld	940	908	1,848	916	805	1,721	881	764	1,645
Yuma	187	143	330	217	168	385	193	188	381
Totals	11,634	11,130	22,764	11,724	11,005	22,729	11,214	10,654	21,868

ENROLLMENT STATISTICS—1933  
NUMBER OF PUPILS ENROLLED BY GRADES

COUNTY	Grads 6			Grade 7			Grade 8		
	Boys	Girls	Total	Boys	Girls	Total	Boys	Girls	Total
Adams	288	257	545	247	263	510	220	221	441
Alamosa	79	96	175	99	91	190	76	86	162
Arapahoe	284	259	543	241	231	472	212	193	405
Archuleta	42	32	74	36	35	71	26	33	59
Baca	162	165	327	154	136	290	145	142	287
Bent	115	92	207	95	91	186	77	81	158
Boulder	373	319	692	312	304	616	304	325	629
Chaffee	66	77	143	79	73	152	59	60	119
Cheyenne	57	37	94	51	43	94	63	51	114
Clear Creek	17	24	41	16	19	35	23	24	47
Conejos	130	110	240	102	101	203	93	106	199
Costilla	74	63	137	41	49	90	48	30	78
Crowley	54	78	132	68	75	143	67	57	124
Custer	29	17	46	23	21	44	12	16	28
Delta	177	174	351	160	187	347	168	136	304
Denver	2,230	2,075	4,305	2,175	2,121	4,296	1,863	1,838	3,701
Dolores	17	15	32	12	13	25	14	14	28
Douglas	42	33	75	53	45	98	35	25	60
Eagle	52	37	89	44	44	88	35	38	73
Elbert	102	95	197	81	89	170	81	73	154
El Paso	455	492	947	447	432	879	424	416	840
Fremont	199	206	405	198	193	391	174	184	358
Garfield	144	125	269	103	121	224	110	122	232
Gilpin	9	17	26	15	9	24	6	13	19
Grand	26	26	52	25	29	54	26	27	53
Gunnison	50	42	92	67	65	132	49	46	95
Hinsdale	4	4	8	4	7	11	3	2	5
Huerfano	198	181	379	159	170	329	138	124	262
Jackson	14	13	27	10	21	31	15	10	25
Jefferson	239	219	458	240	232	472	209	196	405
Kiowa	55	54	109	55	51	106	48	62	110
Kit Carson	147	156	303	137	130	267	122	138	260
Lake	48	26	74	43	36	79	36	39	75
La Plata	186	157	343	164	124	288	153	124	277
Larimer	346	375	721	355	347	702	328	295	623
Las Animas	406	394	800	380	405	785	320	309	629
Lincoln	110	116	226	121	87	208	109	93	202
Logan	272	231	503	248	236	484	260	227	487
Mesa	360	370	730	342	330	672	309	304	613
Mineral	5	1	6	6	8	14	1	5	6
Moffat	61	63	124	61	50	111	51	47	98
Montezuma	89	90	179	113	81	194	90	104	194
Montrose	167	182	349	147	139	286	126	134	260
Morgan	248	235	483	226	223	449	186	179	365
Otero	275	257	532	275	247	522	221	226	447
Ouray	24	16	40	17	15	32	14	26	40
Park	29	25	54	28	27	55	38	15	53
Phillips	75	76	151	76	63	139	73	63	136
Pitkin	15	13	28	16	9	25	25	10	35
Prowers	181	179	360	189	147	336	165	138	303
Pueblo	580	554	1,134	642	580	1,222	476	485	961
Rio Blanco	32	36	68	38	36	74	29	31	60
Rio Grande	89	98	187	121	88	209	82	81	163
Routt	104	123	227	131	100	231	95	83	178
Saguache	77	54	131	68	46	114	41	45	86
San Juan	11	11	22	8	8	16	10	17	27
San Miguel	23	31	54	28	23	51	28	25	53
Sedgwick	74	71	145	85	58	143	60	62	122
Summit	8	6	14	9	5	14	4	13	17
Teller	37	46	83	44	33	77	37	23	60
Washington	130	137	267	153	148	301	126	136	262
Weld	784	799	1,583	753	737	1,490	682	657	1,339
Yuma	207	201	408	176	183	359	209	183	392
Totals	10,983	10,563	21,546	10,612	10,110	20,722	9,329	9,068	18,397



## ENROLLMENT STATISTICS—1934

## NUMBER OF PUPILS ENROLLED BY GRADES

COUNTY	Grade 6			Grade 7			Grade 8		
	Boys	Girls	Total	Boys	Girls	Total	Boys	Girls	Total
Adams	281	242	523	249	238	487	244	252	496
Alamosa	140	106	246	90	94	184	91	83	174
Arapahoe	244	265	509	246	236	482	200	215	415
Archuleta	35	31	66	33	21	54	27	32	59
Baca	110	143	253	139	150	289	141	138	279
Bent	129	101	230	104	92	196	82	85	167
Boulder	329	307	636	347	301	648	303	305	608
Chaffee	74	67	141	66	65	131	62	61	123
Cheyenne	57	42	99	44	33	77	53	37	90
Clear Creek	21	23	44	19	28	47	18	21	39
Conejos	136	105	241	101	90	191	101	91	192
Costilla	82	68	150	59	70	129	49	51	100
Crowley	71	58	129	52	68	120	58	59	117
Custer	20	26	46	26	21	47	23	20	43
Delta	208	182	390	184	177	361	140	174	314
Denver	2,137	2,045	4,182	2,304	2,126	4,430	2,095	2,078	4,173
Dolores	14	14	28	15	17	32	16	12	28
Douglas	50	49	99	45	30	75	48	37	85
Eagle	69	43	112	52	35	87	54	54	108
Elbert	69	64	133	97	86	183	79	79	158
El Paso	431	423	854	449	463	912	449	420	869
Fremont	222	195	417	200	185	385	198	185	383
Garfield	132	89	221	138	118	256	97	121	218
Gilpin	15	14	29	13	12	25	12	12	24
Grand	35	25	60	25	22	47	25	24	49
Gunnison	79	73	152	53	61	114	66	64	130
Hinsdale	1	4	5	4	5	9	5	5	10
Huerfano	198	185	383	165	155	320	156	158	314
Jackson	11	13	24	15	11	26	10	16	26
Jefferson	249	225	474	247	240	487	238	239	477
Kiowa	54	38	92	37	43	80	42	50	92
Kit Carson	160	110	270	140	155	295	136	127	263
Lake	45	34	79	48	26	74	46	40	86
La Plata	158	152	310	163	147	310	142	131	273
Larimer	413	372	785	329	369	698	331	302	633
Las Animas	389	412	801	357	371	728	328	398	726
Lincoln	102	85	187	98	108	206	106	80	186
Logan	259	257	516	251	225	476	221	233	454
Mesa	346	312	658	308	353	661	317	313	630
Mineral	6	9	15	6	9	15	5	3	8
Moffat	56	53	109	53	63	116	70	46	116
Montezuma	101	111	212	95	97	192	101	89	190
Montrose	176	161	337	171	170	341	134	130	264
Morgan	239	229	468	231	217	448	203	170	373
Otero	269	284	553	267	247	514	246	211	457
Ouray	21	20	41	20	19	39	16	14	30
Park	31	25	56	26	35	61	25	26	51
Phillips	57	64	121	66	64	130	72	59	131
Pitkin	19	21	40	20	19	39	21	13	34
Prowers	155	160	315	174	172	346	159	138	297
Pueblo	637	603	1,240	625	577	1,202	552	520	1,072
Rio Blanco	41	32	73	35	35	70	36	37	73
Rio Grande	108	115	223	89	81	170	112	89	201
Routt	115	99	214	96	110	206	111	99	210
Saguache	62	65	127	56	52	108	64	49	113
San Juan	6	8	14	13	10	23	8	9	17
San Miguel	26	25	51	20	31	51	24	20	44
Sedgwick	94	72	166	78	65	143	81	66	147
Summit	10	8	18	13	5	18	8	6	14
Teller	34	44	78	40	32	72	38	37	75
Washington	134	115	249	136	119	255	142	140	282
Weld	879	761	1,640	730	721	1,451	636	660	1,296
Yuma	168	153	321	188	188	376	176	181	357
Totals	11,019	10,236	21,255	10,560	10,185	20,745	9,849	9,614	19,463

ENROLLMENT STATISTICS—1933  
NUMBER OF PUPILS ENROLLED BY GRADES

COUNTY	Grade 9			Grade 10			Grade 11		
	Boys	Girls	Total	Boys	Girls	Total	Boys	Girls	Total
Adams	156	180	336	95	115	210	73	66	139
Alamosa	77	87	164	58	66	124	46	46	92
Arapahoe	190	182	372	190	187	377	150	123	273
Archuleta	16	21	37	13	13	26	7	7	14
Baca	96	131	227	95	77	172	41	51	92
Bent	59	68	127	65	53	118	48	52	100
Boulder	319	308	627	288	239	527	265	228	493
Chaffee	68	71	139	49	48	97	46	52	98
Cheyenne	37	38	75	31	29	60	25	30	55
Clear Creek	23	22	45	11	13	24	13	15	28
Conejos	77	66	143	42	62	104	56	40	96
Costilla	28	40	68	8	10	18	3	4	7
Crowley	58	56	114	35	34	69	47	32	79
Custer	9	18	27	12	14	26	4	10	14
Delta	146	136	282	141	129	270	93	96	189
Denver	1,979	1,858	3,837	2,072	1,868	3,940	1,255	1,189	2,444
Doñores	7	10	17	4	9	13	3	4	7
Douglas	50	36	86	36	27	63	18	18	36
Eagle	25	29	54	17	34	51	22	18	40
Elbert	45	42	87	28	22	50	34	32	66
El Paso	439	428	867	363	334	697	328	312	640
Fremont	155	168	323	126	116	242	112	102	214
Garfield	86	90	176	76	67	143	53	72	125
Gilpin	9	8	17	4	8	12	6	6	12
Grand	15	11	26	18	11	29	11	5	16
Gunnison	32	35	67	25	28	53	24	30	54
Hinsdale	4	4	8	9	2	11	..	..	..
Huerfano	98	89	187	84	63	147	57	63	120
Jackson	8	16	24	5	8	13	7	3	10
Jefferson	220	196	416	172	161	333	127	120	247
Kiowa	50	45	95	28	38	66	24	28	52
Kit Carson	88	95	183	65	84	149	40	69	109
Lake	34	44	78	30	25	55	19	24	43
La Plata	134	94	228	89	105	194	89	104	193
Larimer	284	261	545	230	235	465	205	215	420
Las Animas	258	263	521	167	192	359	157	166	323
Lincoln	83	73	156	55	40	95	50	55	105
Logan	192	186	378	160	160	320	124	137	261
Mesa	267	295	562	233	224	457	185	179	364
Mineral	11	5	16	3	3	6	6	5	11
Moffat	39	43	82	31	40	71	21	31	52
Montezuma	65	67	132	42	37	79	26	37	63
Montrose	109	108	217	88	87	175	63	63	126
Morgan	168	148	316	86	127	213	107	110	217
Otero	220	220	440	202	162	364	164	164	328
Ouray	14	8	22	14	10	24	10	12	22
Park	26	9	35	17	18	35	4	10	14
Phillips	44	57	101	40	43	83	55	61	116
Pitkin	9	8	17	10	8	18	6	2	8
Prowers	126	125	251	114	115	229	95	107	202
Pueblo	662	589	1,251	450	449	899	385	294	679
Rio Blanco	16	16	32	20	17	37	5	23	28
Rio Grande	85	81	166	73	66	139	49	55	104
Routt	90	83	173	50	74	124	72	61	133
Saguache	40	32	73	37	38	75	25	27	52
San Juan	9	7	16	7	11	18	2	5	7
San Miguel	13	20	33	17	16	33	16	12	28
Sedgwick	42	39	81	32	47	79	30	37	67
Summit	9	8	17	5	8	13	3	4	7
Teller	33	34	67	23	27	50	12	27	39
Washington	69	80	149	54	58	112	52	57	109
Weld	525	495	1,020	427	411	838	312	353	665
Yuma	118	127	245	82	108	190	77	93	170
Totals	8,463	8,210	16,673	7,153	6,930	14,083	5,464	5,453	10,917

## ENROLLMENT STATISTICS—1934

## NUMBER OF PUPILS ENROLLED BY GRADES

COUNTY	Grade 9			Grade 10			Grade 11		
	Boys	Girls	Total	Boys	Girls	Total	Boys	Girls	Total
Adams	171	171	342	92	115	207	76	81	157
Alamosa	73	65	138	66	61	127	51	51	102
Arapahoe	189	180	369	225	214	439	171	132	303
Archuleta	15	16	31	10	12	22	7	10	17
Baca	88	95	183	75	109	184	56	52	108
Bent	55	71	126	47	54	101	49	53	102
Boulder	280	322	602	275	271	546	264	222	486
Chaffee	63	62	125	54	60	114	41	50	91
Cheyenne	57	46	103	30	29	59	25	28	53
Clear Creek	23	19	42	19	22	41	9	14	23
Conejos	62	63	125	53	53	106	34	55	89
Costilla	29	25	54	9	10	19	10	20	30
Crowley	52	52	104	42	46	88	31	29	60
Custer	7	8	15	7	15	22	9	11	20
Delta	154	136	290	116	110	226	120	97	217
Denver	1,918	1,792	3,710	2,136	1,862	3,998	1,337	1,253	2,590
Dolores	11	14	25	8	10	18	8	8	8
Douglas	29	24	53	35	27	62	20	28	48
Eagle	35	24	59	24	36	60	18	29	47
Elbert	49	35	84	32	35	67	30	24	54
El Paso	396	384	780	409	370	779	350	334	684
Fremont	168	173	341	129	123	252	105	110	215
Garfield	80	90	170	65	64	129	65	61	126
Gilpin	6	5	11	7	4	11	6	3	9
Grand	17	26	43	9	9	18	7	9	16
Gunnison	34	31	65	30	32	62	24	28	52
Hinsdale	2	2	4	3	4	7	7	3	10
Huerfano	96	85	181	75	70	145	67	52	119
Jackson	13	7	20	7	15	22	4	8	12
Jefferson	209	180	389	175	175	350	128	145	273
Kiowa	45	44	89	41	42	83	29	25	54
Kit Carson	74	115	189	71	72	143	56	72	128
Lake	53	43	96	29	25	54	23	28	51
La Plata	129	119	248	92	93	185	79	88	167
Larimer	303	262	565	221	231	452	238	222	460
Las Animas	256	231	487	213	216	429	129	162	291
Lincoln	76	70	146	61	59	120	60	49	109
Logan	199	195	394	156	140	296	144	141	285
Mesa	282	274	556	219	251	470	191	198	389
Mineral	3	6	9	1	3	4	6	6	12
Moffat	37	48	85	28	35	63	21	27	48
Montezuma	55	74	129	54	53	107	27	31	58
Montrose	108	94	202	76	102	178	81	81	162
Morgan	150	151	301	121	131	252	88	97	185
Otero	214	212	426	175	202	377	163	145	308
Ouray	15	20	35	9	12	21	11	11	22
Park	33	13	46	19	11	30	18	18	36
Phillips	53	63	116	31	51	82	32	44	76
Pitkin	19	7	26	9	9	18	9	9	18
Prowers	140	111	251	93	95	188	101	95	196
Pueblo	534	525	1,059	515	483	998	313	332	645
Rio Blanco	20	15	35	12	19	31	17	17	34
Rio Grande	90	86	176	65	78	143	62	68	130
Routt	73	70	143	62	66	128	46	59	105
Saguache	30	36	66	34	33	67	27	33	60
San Juan	9	8	17	7	4	11	8	13	21
San Miguel	27	20	47	15	29	44	13	16	29
Sedgwick	42	46	88	28	34	62	27	43	70
Summit	4	13	17	7	5	12	5	5	10
Teller	30	19	49	21	29	50	21	25	46
Washington	54	76	130	64	62	126	45	49	94
Weld	460	491	951	420	381	801	354	359	713
Yuma	155	131	286	87	95	182	67	95	162
Totals	8,153	7,891	16,044	7,320	7,168	14,488	5,632	5,663	11,295

## ENROLLMENT STATISTICS—1933

## ENROLLMENT BY GRADES

COUNTY	Grade 12			Post-Graduate			Total Enrollment		
	Boys	Girls	Total	Boys	Girls	Total	Boys	Girls	Total
Adams	65	73	138	8	11	19	2,708	2,551	5,259
Alamosa	51	41	92	2	9	11	1,070	1,109	2,179
Arapahoe	98	94	192	10	14	24	2,731	2,533	5,264
Archuleta	16	10	26	..	..	..	473	469	942
Baca	30	54	84	4	2	6	1,635	1,598	3,233
Bent	40	43	83	1	1	2	1,191	1,079	2,270
Boulder	182	187	369	49	33	82	4,028	3,683	7,711
Chaffee	28	29	57	..	1	1	814	829	1,643
Cheyenne	21	38	59	..	5	5	541	486	1,027
Clear Creek	6	12	18	1	9	10	228	262	490
Conejos	37	56	93	..	..	..	1,534	1,382	2,916
Costilla	3	1	4	..	..	..	862	764	1,626
Crowley	32	27	59	5	1	6	772	731	1,503
Custer	4	7	11	..	..	..	248	227	475
Delta	104	113	217	17	20	37	2,075	2,000	4,075
Denver	980	1,051	2,031	169	164	333	27,234	26,047	53,281
Dolores	..	..	..	..	..	..	181	149	330
Douglas	20	23	43	1	3	4	501	410	911
Eagle	11	21	32	2	11	13	509	469	978
Elbert	26	36	62	2	5	7	821	752	1,573
El Paso	272	278	550	10	13	23	5,332	5,173	10,505
Fremont	92	112	204	21	46	67	2,245	2,202	4,447
Garfield	44	55	99	25	30	55	1,399	1,388	2,787
Gilpin	3	7	10	..	3	3	138	151	289
Grand	3	13	16	..	..	..	280	267	547
Gunnison	27	31	58	..	..	..	596	630	1,226
Hinsdale	1	4	5	..	..	..	44	44	88
Huerfano	30	39	69	2	7	9	2,178	1,990	4,168
Jackson	6	5	11	2	2	4	143	145	288
Jefferson	112	106	218	10	12	22	2,724	2,524	5,248
Kiowa	28	35	63	..	3	3	556	557	1,113
Kit Carson	54	66	120	2	4	6	1,442	1,392	2,834
Lake	28	31	59	14	24	38	414	417	831
La Plata	62	92	154	11	18	29	1,799	1,684	3,483
Larimer	168	197	365	9	10	19	4,177	4,038	8,215
Las Animas	112	126	238	22	18	40	4,587	4,562	9,149
Lincoln	52	53	105	3	2	5	1,092	1,052	2,144
Logan	127	111	238	31	44	75	2,697	2,533	5,230
Mesa	166	174	340	9	6	15	3,834	3,751	7,585
Mineral	..	2	2	..	..	..	57	59	116
Moffat	27	15	42	..	..	..	551	536	1,087
Montezuma	33	34	67	..	..	..	1,089	1,037	2,126
Montrose	60	71	131	2	2	4	1,700	1,615	3,315
Morgan	74	97	171	12	12	24	2,557	2,417	4,974
Otero	118	161	279	12	34	46	3,273	3,204	6,477
Ouray	14	7	21	2	..	2	215	177	392
Park	8	8	16	..	..	..	318	274	592
Phillips	32	34	66	1	1	2	771	746	1,517
Pitkin	9	7	16	..	..	..	163	129	292
Prowers	59	75	134	15	32	47	1,999	1,934	3,933
Pueblo	259	276	535	65	66	131	7,293	6,901	14,194
Rio Blanco	11	14	25	..	..	..	347	346	693
Rio Grande	37	50	87	11	12	23	1,368	1,254	2,622
Routt	26	38	64	3	4	7	1,216	1,097	2,313
Saguache	17	24	41	1	6	7	768	687	1,455
San Juan	6	5	11	..	..	..	88	110	198
San Miguel	10	9	19	2	6	8	299	285	575
Sedgwick	32	32	64	5	7	12	810	723	1,533
Summit	8	7	15	..	2	2	94	102	196
Teller	15	13	28	..	..	..	466	426	892
Washington	34	41	75	6	7	13	1,341	1,263	2,604
Weld	247	323	570	15	23	38	8,819	8,378	17,197
Yuma	55	72	127	11	14	25	1,948	1,805	3,753
Totals	4,332	4,866	9,198	605	759	1,364	123,374	117,535	240,909

## ENROLLMENT STATISTICS—1934

## ENROLLMENT BY GRADES

COUNTY	Grade 12			Post-Graduate			Total Enrollment		
	Boys	Girls	Total	Boys	Girls	Total	Boys	Girls	Total
Adams	70	51	121	8	6	14	2,562	2,435	4,997
Alamosa	39	38	77	...	1	1	1,169	1,110	2,279
Arapahoe	102	86	188	5	10	15	2,651	2,465	5,116
Archuleta	7	5	12	...	...	...	445	431	876
Baca	34	50	84	4	7	11	1,474	1,454	2,928
Bent	35	40	75	2	4	6	1,140	1,076	2,216
Boulder	192	186	378	24	34	58	3,932	3,721	7,653
Chaffee	43	45	88	...	2	2	805	815	1,620
Cheyenne	19	18	37	2	8	10	525	455	980
Clear Creek	14	12	26	4	16	20	267	276	543
Conejos	42	34	76	...	1	1	1,520	1,394	2,914
Costilla	7	6	13	...	1	1	881	887	1,768
Crowley	35	27	62	1	1	2	734	698	1,432
Custer	3	6	9	...	...	...	247	243	490
Delta	94	81	175	7	6	13	2,139	1,998	4,137
Denver	1,014	1,047	2,061	157	120	277	27,545	26,243	53,788
Dolores	1	5	6	...	...	...	190	178	368
Douglas	11	14	25	...	...	...	440	388	828
Eagle	15	17	32	2	4	6	570	517	1,087
Elbert	25	29	54	1	4	5	791	729	1,520
El Paso	305	300	605	2	3	5	5,305	5,169	10,474
Fremont	114	101	215	11	28	39	2,309	2,212	4,521
Garfield	46	56	102	5	13	18	1,288	1,262	2,550
Gilpin	7	7	14	...	...	...	147	133	280
Grand	9	4	13	...	2	2	261	255	516
Gunnison	27	25	52	...	...	...	663	680	1,343
Hinsdale	...	...	...	...	...	...	44	47	91
Huerfano	36	43	79	3	8	11	2,091	1,987	4,078
Jackson	5	2	7	...	...	...	147	134	281
Jefferson	120	111	231	5	9	14	2,710	2,595	5,305
Kiowa	18	26	44	1	4	5	497	515	1,012
Kit Carson	38	63	101	1	1	2	1,407	1,341	2,748
Lake	17	29	46	13	17	30	460	438	898
La Plata	67	93	160	18	18	36	1,781	1,721	3,502
Larimer	171	188	359	12	19	31	4,191	4,018	8,209
Las Animas	137	130	267	17	24	41	4,442	4,507	8,949
Lincoln	37	52	89	3	6	9	979	1,033	2,012
Logan	103	126	229	2	2	4	2,596	2,465	5,061
Mesa	174	172	346	...	3	3	3,778	3,775	7,553
Mineral	2	2	4	...	...	...	60	61	121
Moffat	16	18	34	...	...	...	570	572	1,142
Montezuma	28	39	67	1	2	3	1,086	1,090	2,176
Montrose	54	58	112	1	1	2	1,775	1,664	3,439
Morgan	86	86	172	9	14	23	2,411	2,269	4,680
Otero	137	149	286	17	22	39	3,236	3,109	6,345
Ouray	10	13	23	...	...	...	205	202	407
Park	5	10	15	...	...	...	321	287	608
Phillips	55	58	113	5	6	11	714	741	1,455
Pitkin	6	11	17	...	...	...	204	182	386
Prowers	67	72	139	...	3	3	1,938	1,850	3,788
Pueblo	295	247	542	38	33	71	7,186	6,896	14,082
Rio Blanco	8	19	27	...	1	1	350	332	682
Rio Grande	38	46	84	8	3	11	1,387	1,343	2,730
Routt	61	44	105	3	2	5	1,157	1,061	2,218
Saguache	24	21	45	...	...	...	804	734	1,538
San Juan	2	4	6	1	1	2	100	98	198
San Miguel	17	12	29	...	...	...	285	272	557
Sedgwick	29	34	63	2	2	4	786	707	1,493
Summit	5	1	6	1	2	3	101	85	186
Teller	9	24	33	...	...	...	460	431	891
Washington	39	42	81	...	2	2	1,265	1,190	2,455
Weld	301	318	619	16	20	36	8,639	8,065	16,704
Yuma	64	72	136	4	1	5	1,879	1,725	3,604
Totals	4,591	4,725	9,316	416	497	913	122,042	116,766	238,808

## ENROLLMENT STATISTICS—1933

## NUMBER OF PUPILS ENROLLED IN GRADE SCHOOLS

COUNTY	One Room Rural Schools			Two Room Rural Schools			Three and More Room Rural Schools		
	Boys	Girls	Total	Boys	Girls	Total	Boys	Girls	Total
Adams .....	250	245	495	346	290	636	1,150	1,075	2,225
Alamosa .....	32	34	66	54	51	105	307	311	618
Arapahoe .....	161	143	304	45	42	87	1,282	1,217	2,499
Archuleta .....	182	165	347	99	124	223	192	180	372
Baca .....	629	599	1,228	137	127	264	869	872	1,741
Bent .....	254	208	462	137	115	252	173	172	345
Boulder .....	172	157	329	321	305	626	1,090	1,017	2,107
Chaffee .....	108	101	209	27	17	44	95	135	230
Cheyenne .....	120	93	213	74	55	129	347	338	685
Clear Creek.....	30	28	58	16	27	43	182	207	389
Conejos .....	127	126	253	105	90	195	1,302	1,166	2,468
Costilla .....	41	40	81	174	174	348	647	550	1,197
Crowley .....	35	40	75	12	15	27	725	676	1,401
Custer .....	125	94	219	66	57	123	57	76	133
Delta .....	111	93	204	131	157	288	1,095	1,001	2,096
Denver .....	*3,717	4,953	8,670	†772	861	1,633	...	...	...
Dolores .....	111	80	191	22	17	39	48	52	100
Douglas .....	173	128	301	85	74	159	243	208	451
Eagle .....	228	163	391	33	40	73	248	266	514
Elbert .....	442	391	833	24	24	48	355	337	692
El Paso.....	103	117	220	92	101	193	1,382	1,291	2,673
Fremont .....	114	120	234	92	80	172	443	411	854
Garfield .....	322	289	611	46	46	92	1,031	1,053	2,084
Gilpin .....	15	28	43	46	54	100	77	69	146
Grand .....	133	117	250	22	14	36	125	136	261
Gunnison .....	131	142	273	...	...	...	465	488	953
Hinsdale .....	8	9	17	...	...	...	36	35	71
Huerfano .....	388	356	744	367	322	689	644	617	1,261
Jackson .....	34	38	72	26	14	40	82	93	175
Jefferson .....	203	187	390	147	104	251	2,374	2,233	4,607
Kiowa .....	104	90	194	26	22	48	426	445	871
Kit Carson.....	615	519	1,134	46	54	100	781	819	1,600
Lake .....	9	13	22	12	16	28	...	...	...
La Plata.....	407	348	755	169	132	301	544	513	1,057
Larimer .....	135	148	283	240	226	466	1,179	1,105	2,284
Las Animas.....	827	841	1,668	458	472	930	1,708	1,708	3,416
Lincoln .....	392	375	767	84	81	165	616	596	1,212
Logan .....	445	356	801	211	163	374	746	714	1,460
Mesa .....	124	66	190	348	331	679	1,406	1,481	2,887
Mineral .....	7	8	15	...	...	...	50	51	101
Moffat .....	239	216	455	61	73	134	251	247	498
Montezuma .....	254	240	494	120	102	222	715	695	1,410
Montrose .....	68	67	135	154	150	304	591	581	1,172
Morgan .....	270	239	509	90	91	181	569	525	1,094
Otero .....	53	52	105	69	78	147	1,154	1,189	2,343
Ouray .....	43	24	67	12	12	24	160	141	301
Park .....	103	82	185	102	95	197	113	97	210
Phillips .....	255	233	488	45	45	90	471	468	939
Pitkin .....	50	44	94	...	...	...	113	85	198
Prowers .....	335	310	645	209	211	420	795	766	1,561
Pueblo .....	241	191	432	208	190	398	878	859	1,737
Rio Blanco.....	167	155	322	...	...	...	180	191	371
Rio Grande.....	15	17	32	...	...	...	752	654	1,406
Routt .....	312	261	573	131	114	245	773	722	1,495
Saguache .....	69	64	133	117	130	247	582	493	1,075
San Juan.....	2	2	4	...	...	...	86	108	194
San Miguel.....	58	68	126	39	39	78	193	179	372
Sedgwick .....	185	144	329	18	15	33	607	564	1,171
Summit .....	22	24	46	10	12	22	62	66	128
Teller .....	27	20	47	47	41	88	392	365	757
Washington .....	729	668	1,397	104	82	186	508	513	1,021
Weld .....	454	405	859	687	686	1,373	6,223	5,781	12,004
Yuma .....	891	796	1,687	61	52	113	996	957	1,953
Totals .....	12,689	11,417	24,106	6,624	6,251	12,875	40,919	40,727	81,646

\*Opportunity School. Not added in totals for one room schools.

†Evening Vocational. Not added in totals for two room schools.

ENROLLMENT STATISTICS—1934  
 NUMBER OF PUPILS ENROLLED IN

COUNTY	One Room Rural Schools			Two Room Rural Schools			Three and More Room Rural Schools		
	Boys	Girls	Total	Boys	Girls	Total	Boys	Girls	Total
Adams .....	246	215	461	298	282	580	1,083	1,066	2,149
Alamosa .....	30	33	63	63	58	121	286	284	570
Arapahoe .....	123	105	228	86	83	169	784	716	1,500
Archuleta .....	228	243	471	24	33	57	193	155	348
Baca .....	494	499	993	130	111	241	850	844	1,694
Bent .....	247	195	442	149	126	275	96	102	198
Boulder .....	165	158	323	280	291	571	1,058	1,006	2,064
Chaffee .....	103	91	194	22	12	34	102	122	224
Cheyenne .....	128	101	229	66	46	112	331	308	639
Clear Creek .....	31	32	63	10	24	34	226	220	446
Conejos .....	143	129	272	156	127	283	1,221	1,138	2,359
Costilla .....	16	13	29	85	97	182	780	777	1,557
Crowley .....	47	54	101	..	..	..	687	644	1,331
Custer .....	125	99	224	66	69	135	56	75	131
Delta .....	111	83	194	140	125	265	1,101	1,017	2,118
Denver .....	*3,665	4,791	8,456	†628	712	1,340	..	..	..
Dolores .....	88	79	167	20	18	38	82	81	163
Douglas .....	149	126	275	89	69	158	202	193	395
Eagle .....	253	184	437	43	47	90	274	286	560
Elbert .....	467	411	878	19	26	45	305	292	597
El Paso .....	111	123	234	88	101	189	1,258	1,238	2,496
Fremont .....	127	150	277	59	55	114	437	416	853
Garfield .....	286	266	552	41	43	84	961	953	1,914
Gilpin .....	48	42	90	23	28	51	76	63	139
Grand .....	107	85	192	33	34	67	121	136	257
Gunnison .....	135	111	246	15	22	37	513	547	1,060
Hinsdale .....	7	15	22	..	..	..	37	32	69
Huerfano .....	397	381	778	377	325	702	772	793	1,565
Jackson .....	39	33	72	24	21	45	84	80	164
Jefferson .....	200	193	393	173	126	299	1,915	1,842	3,757
Kiowa .....	84	80	164	26	22	48	387	413	800
Kit Carson .....	587	494	1,081	62	59	121	758	788	1,546
Lake .....	20	20	40	11	15	26	..	..	..
La Plata .....	437	399	836	134	118	252	511	508	1,019
Larimer .....	156	164	320	244	235	479	1,155	1,097	2,252
Las Animas .....	803	824	1,627	403	424	827	1,660	1,723	3,383
Lincoln .....	319	346	665	80	73	153	580	614	1,194
Logan .....	448	383	831	173	131	304	745	703	1,448
Mesa .....	112	66	178	354	352	706	1,652	1,611	3,263
Mineral .....	6	1	7	..	..	..	54	60	114
Moffat .....	265	261	526	59	64	123	246	247	493
Montezuma .....	252	254	506	116	110	226	718	726	1,444
Montrose .....	72	77	149	175	161	336	601	571	1,172
Morgan .....	222	186	408	112	101	213	503	463	966
Otero .....	47	38	85	83	76	159	1,164	1,143	2,307
Ouray .....	44	35	79	14	13	27	147	154	301
Park .....	102	88	190	32	28	60	187	171	358
Phillips .....	225	214	439	38	42	80	451	485	936
Pitkin .....	53	45	98	23	27	50	128	110	238
Prowers .....	326	305	631	164	192	356	760	726	1,486
Pueblo .....	237	185	422	245	198	443	792	811	1,603
Rio Blanco .....	151	132	283	..	..	..	199	200	399
Rio Grande .....	32	27	59	..	..	..	712	710	1,422
Routt .....	261	227	488	74	56	130	822	778	1,600
Saguache .....	92	99	191	80	97	177	632	538	1,170
San Juan .....	3	3	6	..	..	..	97	95	192
San Miguel .....	84	90	174	8	11	19	193	171	364
Sedgwick .....	191	145	336	..	..	..	595	562	1,157
Summit .....	14	10	24	14	12	26	73	63	136
Teller .....	25	17	42	37	41	78	398	373	771
Washington .....	715	668	1,383	88	71	159	462	451	913
Weld .....	407	345	752	757	733	1,490	5,983	5,536	11,519
Yuma .....	891	798	1,689	34	37	71	954	890	1,844
Totals .....	12,334	11,275	23,609	6,219	5,898	12,117	40,210	38,917	79,127

\*Opportunity School, not added in totals for one room schools.

†Evening vocational, not added in totals for two room schools.

## ENROLLMENT STATISTICS—1933

## NUMBER OF PUPILS ENROLLED IN GRADE SCHOOLS

COUNTY	Total in Rural Schools			Total in Urban Schools		
	Boys	Girls	Total	Boys	Girls	Total
Adams .....	1,746	1,610	3,356	962	941	1,903
Alamosa .....	393	396	789	677	713	1,390
Arapahoe .....	1,488	1,402	2,890	1,243	1,131	2,374
Archuleta .....	473	469	942	...	...	...
Baca .....	1,635	1,598	3,233	...	...	...
Bent .....	564	495	1,059	627	584	1,211
Boulder .....	1,583	1,479	3,062	2,445	2,204	4,649
Chaffee .....	230	253	483	584	576	1,160
Cheyenne .....	541	486	1,027	...	...	...
Clear Creek .....	228	262	490	...	...	...
Conejos .....	1,534	1,382	2,916	...	...	...
Costilla .....	862	764	1,626	...	...	...
Crowley .....	772	731	1,503	...	...	...
Custer .....	248	227	475	...	...	...
Delta .....	1,337	1,251	2,588	738	749	1,487
Denver .....	...	...	...	31,723	31,861	63,584
Dolores .....	181	149	330	...	...	...
Douglas .....	501	410	911	...	...	...
Eagle .....	509	469	978	...	...	...
Elbert .....	821	752	1,573	...	...	...
El Paso .....	1,577	1,509	3,086	3,755	3,664	7,419
Fremont .....	649	611	1,260	1,596	1,591	3,187
Garfield .....	1,399	1,388	2,787	...	...	...
Gilpin .....	138	151	289	...	...	...
Grand .....	280	267	547	...	...	...
Gunnison .....	596	630	1,226	...	...	...
Hinsdale .....	44	44	88	...	...	...
Huerfano .....	1,399	1,295	2,694	779	695	1,474
Jackson .....	143	145	288	...	...	...
Jefferson .....	2,724	2,524	5,248	...	...	...
Kiowa .....	556	557	1,113	...	...	...
Kit Carson .....	1,442	1,392	2,834	...	...	...
Lake .....	21	29	50	393	388	781
La Plata .....	1,120	993	2,113	679	691	1,370
Larimer .....	1,554	1,479	3,033	2,623	2,559	5,182
Las Animas .....	2,993	3,021	6,014	1,594	1,541	3,135
Lincoln .....	1,092	1,052	2,144	...	...	...
Logan .....	1,402	1,233	2,635	1,295	1,300	2,595
Mesa .....	1,878	1,878	3,756	1,956	1,873	3,829
Mineral .....	57	59	116	...	...	...
Moffat .....	551	536	1,087	...	...	...
Montezuma .....	1,089	1,037	2,126	...	...	...
Montrose .....	813	798	1,611	887	817	1,704
Morgan .....	929	855	1,784	1,628	1,562	3,190
Otero .....	1,276	1,319	2,595	1,997	1,885	3,882
Ouray .....	215	177	392	...	...	...
Park .....	318	274	592	...	...	...
Phillips .....	771	746	1,517	...	...	...
Pitkin .....	163	129	292	...	...	...
Prowers .....	1,339	1,287	2,626	660	647	1,307
Pueblo .....	1,327	1,240	2,567	5,966	5,661	11,627
Rio Blanco .....	347	346	693	...	...	...
Rio Grande .....	767	671	1,438	601	583	1,184
Routt .....	1,216	1,097	2,313	...	...	...
Saguache .....	768	687	1,455	...	...	...
San Juan .....	88	110	198	...	...	...
San Miguel .....	290	285	575	...	...	...
Sedgwick .....	810	723	1,533	...	...	...
Summit .....	94	102	196	...	...	...
Teller .....	466	426	892	...	...	...
Washington .....	1,341	1,263	2,604	...	...	...
Weld .....	7,364	6,872	14,236	1,455	1,506	2,961
Yuma .....	1,948	1,805	3,753	...	...	...
Totals .....	60,232	58,394	118,626	66,863	65,722	132,585



ENROLLMENT STATISTICS—1934  
 NUMBER OF PUPILS ENROLLED IN

COUNTY	Total in Rural Schools			Total in Urban Schools		
	Boys	Girls	Total	Boys	Girls	Total
Adams .....	1,627	1,563	3,190	935	872	1,807
Alamosa .....	379	375	754	790	735	1,525
Arapahoe .....	993	904	1,897	1,658	1,561	3,219
Archuleta .....	445	431	876	...	...	...
Baca .....	1,474	1,454	2,928	...	...	...
Bent .....	492	423	915	648	653	1,301
Boulder .....	1,503	1,455	2,958	2,429	2,266	4,695
Chaffee .....	227	225	452	578	590	1,168
Cheyenne .....	525	455	980	...	...	...
Clear Creek .....	267	276	543	...	...	...
Conejos .....	1,520	1,394	2,914	...	...	...
Costilla .....	881	887	1,768	...	...	...
Crowley .....	734	698	1,432	...	...	...
Custer .....	247	243	490	...	...	...
Delta .....	1,352	1,225	2,577	787	773	1,560
Denver .....	...	...	...	31,838	31,746	63,584
Dolores .....	190	178	368	...	...	...
Douglas .....	440	388	828	...	...	...
Eagle .....	570	517	1,087	...	...	...
Elbert .....	791	729	1,520	...	...	...
El Paso .....	1,457	1,462	2,919	3,848	3,707	7,555
Fremont .....	623	621	1,244	1,686	1,591	3,277
Garfield .....	1,288	1,262	2,550	...	...	...
Gilpin .....	147	133	280	...	...	...
Grand .....	261	255	516	...	...	...
Gunnison .....	663	680	1,343	...	...	...
Hinsdale .....	44	47	91	...	...	...
Huerfano .....	1,546	1,499	3,045	545	488	1,033
Jackson .....	147	134	281	...	...	...
Jefferson .....	2,288	2,161	4,449	422	434	856
Kiowa .....	497	515	1,012	...	...	...
Kit Carson .....	1,407	1,341	2,748	...	...	...
Lake .....	...	...	...	429	403	832
La Plata .....	1,082	1,025	2,107	699	696	1,395
Larimer .....	1,555	1,496	3,051	2,636	2,522	5,158
Las Animas .....	2,866	2,971	5,837	1,576	1,536	3,112
Lincoln .....	979	1,033	2,012	...	...	...
Logan .....	1,366	1,217	2,583	1,230	1,248	2,478
Mesa .....	2,118	2,029	4,147	1,660	1,746	3,406
Mineral .....	60	61	121	...	...	...
Moffat .....	570	572	1,142	...	...	...
Montezuma .....	1,086	1,090	2,176	...	...	...
Montrose .....	848	809	1,657	927	855	1,782
Morgan .....	837	750	1,587	1,574	1,519	3,093
Otero .....	1,294	1,257	2,551	1,942	1,852	3,794
Ouray .....	205	202	407	...	...	...
Park .....	321	287	608	...	...	...
Phillips .....	714	741	1,455	...	...	...
Pitkin .....	204	182	386	...	...	...
Prowers .....	1,250	1,223	2,473	688	627	1,315
Pueblo .....	1,274	1,194	2,468	5,912	5,702	11,614
Rio Blanco .....	350	332	682	643	606	1,249
Rio Grande .....	744	737	1,481	...	...	...
Routt .....	1,157	1,061	2,218	...	...	...
Saguache .....	804	734	1,538	...	...	...
San Juan .....	100	98	198	...	...	...
San Miguel .....	285	272	557	...	...	...
Sedgwick .....	786	707	1,493	...	...	...
Summit .....	101	85	186	...	...	...
Teller .....	460	431	891	...	...	...
Washington .....	1,265	1,190	2,455	...	...	...
Weld .....	7,147	6,614	13,761	1,492	1,451	2,943
Yuma .....	1,879	1,725	3,604	...	...	...
Totals .....	58,732	56,055	114,787	67,572	66,179	133,751

ATTENDANCE STATISTICS—1933  
 AGGREGATE DAILY ATTENDANCE

COUNTY	Kinder- garten	Grades 1-6	Grades 7-8	Grade 9	Grades 10-12	Post- graduates	All Grades
Adams .....		441,803	144,607	54,547	79,629	....	720,586
Alamosa .....		188,965	47,737	22,407	41,519	582	301,210
Arapahoe .....		262,636	132,847	58,312	136,007	3,554	593,356
Archuleta .....		56,722	12,075	3,629	9,268	....	81,694
Baca .....		264,515	76,357	28,828	44,049	855	414,604
Bent .....		190,233	52,631	522	2,004	....	245,390
Boulder .....	10,815	641,654	205,520	99,688	224,624	4,139	1,186,440
Chaffee .....		148,284	31,973	4,200	56,600	120	241,157
Cheyenne .....		85,609	34,197	11,627	28,806	367	160,606
Clear Creek .....		41,025	12,835	6,306	11,338	910	72,414
Conejos .....		235,426	47,906	17,664	38,002	....	338,998
Costilla .....		....	....	....	....	....	....
Crowley .....		126,054	35,041	16,637	33,810	731	212,273
Custer .....		40,714	15,514	1,214	628	....	58,070
Delta .....		328,898	94,647	40,599	104,491	1,365	570,000
Denver .....	540,870	4,034,201	1,295,294	596,778	1,391,026	39,494	7,897,663
Dolores .....	Incomplete	....	....	....	....	....	....
Douglas .....		70,807	21,992	13,467	19,820	476	126,562
Eagle .....		95,831	22,759	8,495	19,807	1,233	148,125
Elbert .....		139,425	39,685	10,151	30,415	738	220,414
El Paso .....	64,317	790,784	262,240	131,870	302,528	2,210	1,553,949
Fremont .....		369,541	113,074	49,061	42,899	2,562	577,137
Garfield .....	Incomplete	....	....	....	....	....	....
Gilpin .....		26,707	6,384	2,283	5,082	109	40,565
Grand .....	Not Available This Year	....	....	....	....	....	....
Gunnison .....		118,701	36,577	2,820	31,997	....	190,095
Hinsdale .....	Not Available This Year	....	....	....	....	....	....
Huerfano .....	12,249	339,621	71,985	26,035	47,521	993	498,404
Jackson .....		17,618	8,301	3,475	4,913	228	34,535
Jefferson .....	12,407	439,581	145,753	70,833	129,918	1,618	800,110
Kiowa .....	Incomplete This Year	....	....	....	....	....	....
Kit Carson .....		242,667	74,509	33,398	57,042	720	402,336
Lake .....		71,591	1,438	....	51,760	....	124,789
La Plata .....		293,704	80,221	33,914	83,535	4,318	495,692
Larimer .....	19,958	676,818	199,029	43,465	245,225	1,611	1,186,105
Las Animas .....	16,548	862,686	229,991	81,589	140,922	6,964	1,338,700
Lincoln .....		186,061	60,233	19,383	43,302	262	309,241
Logan .....		419,514	136,101	55,857	125,467	7,127	744,065
Mesa .....		575,102	179,378	84,218	171,908	2,126	1,012,732
Mineral .....	Incomplete	....	....	....	....	....	....
Moffat .....		....	....	....	....	....	....
Montezuma .....	Incomplete	....	....	....	....	....	....
Montrose .....		287,021	46,342	28,943	64,805	....	427,141
Morgan .....		392,264	116,981	45,337	89,661	460	644,703
Otero .....	13,343	550,241	143,663	62,340	145,891	4,200	919,678
Ouray .....		31,457	19,749	3,620	11,171	....	65,997
Park .....		47,852	14,050	6,379	7,479	....	75,760
Phillips .....		141,300	45,418	15,155	42,336	353	244,562
Pitkin .....		27,465	10,031	3,229	6,697	....	47,422
Prowers .....		330,258	102,696	35,472	92,756	10,323	571,505
Pueblo .....	111,558	1,140,437	338,825	185,505	320,704	13,901	2,110,930
Rio Blanco .....		62,072	19,395	4,986	14,886	....	101,339
Rio Grande .....		197,847	54,694	24,175	53,303	2,093	332,112
Routt .....		202,328	54,796	26,272	49,171	525	333,092
Saguache .....		138,621	29,953	10,933	25,842	1,078	206,427
San Juan .....		14,308	6,628	1,971	5,019	....	27,926
San Miguel .....	Incomplete	....	....	....	....	....	....
Sedgwick .....		137,678	38,366	....	45,525	....	221,569
Summit .....		16,228	5,059	3,006	6,027	360	30,680
Teller .....		78,412	18,855	8,894	17,999	....	124,190
Washington .....	Incomplete	....	....	....	....	....	....
Weld .....		1,655,967	497,004	128,338	353,797	2,183	2,637,289
Yuma .....	Incomplete	....	....	....	....	....	....
Totals .....	702,065	18,377,232	5,491,326	2,227,827	5,108,931	120,888	32,028,330

## ATTENDANCE STATISTICS—1934

## AGGREGATE DAILY ATTENDANCE

COUNTY	Kinder- garten	Grades 1-6	Grades 7-8	Grade 9	Grades 10-12	Post- graduates	All Grades
Adams .....	1,564	414,159	152,164	51,858	74,906	1,285	695,936
Alamosa .....		185,909	50,378	19,139	42,334	....	297,761
Arapahoe .....		428,317	117,523	45,985	117,494	2,081	711,400
Archuleta .....		70,682	15,325	3,937	8,606	....	98,550
Baca .....		256,832	82,757	25,539	57,707	1,125	423,960
Bent .....		1,672,667	53,337	14,818	39,038	1,076	1,780,936
Boulder .....	14,026	601,027	200,363	95,446	202,984	1,653	1,115,499
Chaffee .....		141,065	41,456	149	67,142	....	249,812
Cheyenne .....		75,228	23,815	14,617	21,077	933	135,670
Clear Creek.....		43,421	14,177	6,762	14,615	1,928	80,903
Conejos .....		240,543	53,726	56,360	37,293	125	388,047
Costilla .....		149,089	29,356	6,493	7,341	147	192,426
Crowley .....		137,426	37,359	16,667	34,159	90	225,701
Custer .....		39,627	10,115	2,498	8,182	....	60,422
Delta .....		350,686	99,800	42,710	96,396	547	590,139
Denver .....	576,989	4,050,717	1,417,962	600,782	1,446,354	24,024	8,189,791
Dolores .....		18,240	7,435	2,193	3,487	....	31,355
Douglas .....		68,516	22,594	8,253	20,544	....	119,907
Eagle .....	30	95,956	29,985	3,816	22,221	506	157,514
Elbert .....		126,286	48,186	11,722	29,324	433	215,951
El Paso.....	63,894	794,931	278,663	119,260	315,655	561	1,572,964
Fremont .....		347,307	112,878	49,419	45,453	1,786	556,843
Garfield .....	4,985	203,471	64,362	24,544	58,714	1,633	357,709
Gilpin .....		27,835	7,539	1,238	4,711	....	41,324
Grand .....	67	81,772	14,733	5,558	6,855	384	109,369
Gunnison .....		118,814	35,138	5,052	30,591	....	189,595
Hinsdale .....		5,862	4,371	531	2,655	....	12,419
Huerfano .....	3,673	384,593	91,952	40,789	95,263	1,040	617,310
Jackson .....		13,852	4,017	1,931	6,432	....	26,232
Jefferson .....	3,828	435,430	142,142	63,190	135,769	946	781,305
Kiowa .....		88,165	24,233	12,354	26,872	517	152,141
Kit Carson.....		228,790	82,051	28,095	58,953	313	398,202
Lake .....		77,830	1,690	1,036	50,089	....	130,645
La Plata.....		283,906	84,756	36,673	78,104	4,104	487,543
Larimer .....	17,373	778,863	202,843	42,434	148,183	931	1,290,627
Las Animas.....	10,902	849,204	517,655	85,450	153,759	3,467	1,620,437
Lincoln .....		225,776	58,938	23,897	53,660	947	363,218
Logan .....		373,914	159,489	60,407	121,125	535	715,470
Mesa .....		848,414	186,805	85,589	190,935	460	1,312,203
Mineral .....		36,873	25,875	1,493	3,295	....	67,536
Moffat .....		93,595	31,958	13,132	21,711	....	160,396
Montezuma .....		98,667	180,248	8,527	44,426	....	331,868
Montrose .....		309,629	86,882	29,958	80,362	....	497,831
Morgan .....		393,130	116,160	38,957	89,435	870	638,552
Otero .....		550,637	148,109	63,474	150,608	3,191	916,019
Ouray .....		32,766	12,948	5,552	9,986	....	61,252
Park .....		54,940	17,531	6,769	12,741	....	91,981
Phillips .....		126,192	41,433	17,919	43,192	1,262	229,998
Pitkin .....		34,110	10,902	4,371	5,822	....	55,205
Prowers .....		328,464	92,417	36,718	73,651	298	531,548
Pueblo .....	112,507	1,131,316	351,810	161,503	333,978	10,808	2,101,922
Rio Blanco.....		53,308	20,250	6,166	15,861	170	95,755
Rio Grande.....		232,636	55,163	48,890	33,461	1,892	372,042
Routt .....		150,204	39,235	13,225	35,438	340	238,442
Saguache .....		126,973	31,706	9,960	27,235	....	195,874
San Juan.....		14,308	6,628	1,971	5,019	....	27,926
San Miguel.....		44,481	14,858	7,455	16,305	....	83,099
Sedgwick .....		132,549	44,280	....	44,473	....	221,302
Summit .....		15,294	4,573	2,777	4,682	501	27,827
Teller .....		85,147	23,093	7,231	19,932	....	135,403
Washington .....		211,479	99,942	20,030	45,274	330	377,055
Weld .....	9,129	1,450,474	409,473	145,470	326,175	4,665	2,345,386
Yuma .....		296,003	107,935	31,896	86,699	614	523,147
Totals .....	818,967	21,329,297	6,555,441	2,405,635	5,564,743	78,518	36,825,565

ATTENDANCE STATISTICS—1933  
 AVERAGE DAILY ATTENDANCE

COUNTY	Kinder- garten	Grades 1-6	Grades 7-8	Grade 9	Grades 10-12	Post- graduates	All Grades
Adams		2,522	824	302	437	...	4,085
Alamosa		1,062	268	126	251	3	1,710
Arapahoe		2,574	796	329	750	19	4,468
Archuleta		455	105	24	60	...	644
Baca		1,666	472	191	293	4	2,626
Bent		1,208	287	104	267	2	1,868
Boulder	57	3,484	1,110	541	1,288	23	6,503
Chaffee		837	180	22	320	1	1,360
Cheyenne		451	172	65	162	2	852
Clear Creek		217	73	35	61	5	391
Conejos		1,622	330	123	264	...	2,339
Costilla		...	...	...	...	...	1,120
Crowley		729	212	95	188	4	1,228
Custer		262	69	23	37	...	391
Delta		1,871	539	230	593	8	3,241
Denver	2,980	22,227	7,117	3,279	7,643	217	43,907
Dolores	Incomplete by Grades						261
Douglas		402	131	77	112	3	725
Eagle		467	126	60	90	16	759
Elbert		870	206	57	168	4	1,305
El Paso	357	4,423	1,466	737	1,685	12	8,680
Fremont		2,119	586	325	579	14	3,623
Garfield	Incomplete by Grades						2,150
Gilpin		152	35	13	29	...	229
Grand		260	75	21	47	...	403
Gunnison		683	191	21	180	...	1,075
Hinsdale		36	15	7	15	...	73
Huerfano	68	2,077	426	144	321	6	3,042
Jackson		151	42	22	27	1	243
Jefferson	68	2,472	810	390	719	9	4,468
Kiowa	Incomplete by Grades						622
Kit Carson		1,414	437	158	340	4	2,353
Lake		397	11	...	283	...	691
La Plata		1,639	455	181	476	24	2,775
Larimer	111	3,764	1,109	245	1,368	9	6,606
Las Animas	104	4,864	1,208	453	779	37	7,445
Lincoln		1,003	297	192	177	2	1,671
Logan		2,340	766	316	711	40	4,173
Mesa		3,335	1,031	477	1,017	12	5,872
Mineral	Incomplete						...
Moffat		536	199	77	143	...	955
Montezuma		...	...	...	...	...	1,730
Montrose		1,660	442	161	360	...	2,623
Morgan		2,177	637	257	509	3	3,583
Otero	73	3,106	827	334	748	23	5,111
Ouray		180	62	20	62	...	324
Park		282	84	37	43	...	446
Phillips		727	239	84	235	2	1,287
Pitkin		157	54	18	38	...	267
Prowers		1,897	595	201	482	33	3,208
Pueblo	599	6,192	1,840	1,304	1,732	75	11,742
Rio Blanco		359	117	28	82	...	586
Rio Grande		1,097	306	135	305	11	1,854
Routt		1,130	321	144	281	3	1,879
Saguache		795	180	62	145	6	1,188
San Juan		87	40	12	30	...	169
San Miguel	Incomplete by Grades						456
Sedgwick		724	217	...	255	...	1,196
Summit		97	31	17	33	2	180
Teller		453	103	51	102	...	709
Washington		1,056	613	100	269	6	2,044
Weld		8,209	2,588	627	1,812	13	13,249
Yuma		...	...	...	...	...	3,255
Totals	4,417	104,976	31,472	13,054	29,403	658	198,126

## ATTENDANCE STATISTICS—1934

## AVERAGE DAILY ATTENDANCE

COUNTY	Kinder- garten	Grades 1-6	Grades 7-8	Grade 9	Grades 10-12	Post- graduates	All Grades
Adams .....	9	2,366	866	291	418	7	3,957
Alamosa .....		1,104	299	114	253	...	1,770
Arapahoe .....		2,611	818	330	811	12	4,582
Archuleta .....		481	103	25	49	...	658
Baca .....		1,498	478	146	327	5	2,454
Bent .....		1,152	412	108	336	6	1,770
Boulder .....	74	3,324	1,099	523	1,246	8	6,274
Chaffee .....		3,809	236	1	382	1	1,429
Cheyenne .....		484	148	107	132	7	878
Clear Creek .....		237	72	37	80	10	436
Conejos .....		1,510	335	119	256	1	2,221
Costilla .....		928	160	36	46	1	1,171
Crowley .....		776	211	94	191	1	1,273
Custer .....		258	67	12	46	...	383
Delta .....		1,950	559	239	539	3	3,290
Denver .....	3,179	22,318	7,791	3,301	7,947	132	45,070
Dolores .....		185	36	13	16	...	250
Douglas .....		396	129	47	116	...	688
Eagle .....		545	160	50	125	3	883
Elbert .....		751	271	66	162	3	1,253
El Paso .....	351	4,409	1,526	657	1,741	3	8,687
Fremont .....		2,046	556	317	573	10	3,502
Garfield .....	27	1,252	389	133	327	9	2,137
Gilpin .....		167	35	7	26	...	235
Grand .....		275	100	28	39	2	444
Gunnison .....		694	206	25	177	...	1,102
Hinsdale .....		35	25	3	15	...	78
Huerfano .....	26	2,049	719	151	281	5	3,231
Jackson .....		146	50	13	35	...	244
Jefferson .....	17	2,466	803	335	759	5	4,385
Kiowa .....		500	152	73	157	21	903
Kit Carson .....		1,338	469	159	329	1	2,296
Lake .....		434	9	4	280	...	727
La Plata .....		1,644	492	200	430	23	2,789
Larimer .....	96	3,878	1,149	242	1,379	5	6,749
Las Animas .....	72	4,590	1,254	431	867	22	7,236
Lincoln .....		931	359	130	302	4	1,726
Logan .....		2,135	900	341	698	3	4,077
Mesa .....		3,487	1,070	475	1,075	1	6,108
Mineral .....		46	30	8	18	...	102
Moffat .....		525	194	71	128	...	918
Montezuma .....		486	1,096	54	250	...	1,886
Montrose .....		1,686	508	167	447	...	2,808
Morgan .....		2,249	717	223	512	5	3,706
Otero .....		3,382	960	353	815	28	5,538
Ouray .....		190	69	31	58	...	348
Park .....		305	84	40	59	...	488
Phillips .....		703	230	104	252	7	1,296
Pitkin .....		195	60	25	33	...	313
Prowers .....		1,897	532	216	458	2	3,105
Pueblo .....	615	6,218	1,935	886	1,827	59	11,540
Rio Blanco .....		300	110	33	88	1	532
Rio Grande .....		1,282	303	71	386	6	2,048
Routt .....		1,064	280	117	312	2	1,775
Saguache .....		866	271	56	153	...	1,346
San Juan .....		87	40	12	30	...	169
San Miguel .....		255	82	46	88	...	471
Sedgwick .....		736	240	...	254	...	1,230
Summit .....		93	27	16	26	3	165
Teller .....		510	138	43	119	...	810
Washington .....		1,236	456	111	256	2	2,061
Weld .....	51	8,002	2,353	818	1,848	27	13,099
Yuma .....		1,738	636	194	484	3	3,055
Totals .....	4,517	110,210	35,864	13,078	31,869	459	196,399

ATTENDANCE STATISTICS—1933  
 NUMBER OF PUPILS COMPLETING

COUNTY	Grade 8			Grade 9			Grade 12		
	Boys	Girls	Total	Boys	Girls	Total	Boys	Girls	Total
Adams .....	188	198	386	114	152	266	59	67	126
Alamosa .....	65	57	122	52	59	111	46	40	86
Arapahoe .....	172	168	340	163	175	338	92	95	187
Archuleta .....	17	20	37	9	16	25	18	15	33
Baca .....	87	110	197	69	114	183	31	52	83
Bent .....	58	71	129	2	1	3	38	38	76
Boulder .....	222	255	477	230	239	469	167	177	344
Chaffee .....	48	55	103	45	54	99	28	28	56
Cheyenne .....	60	45	105	32	31	63	21	38	59
Clear Creek.....	19	19	38	15	19	34	6	12	18
Conejos .....	80	88	168	..	..	..	35	54	89
Costilla .....	15	29	44	..	..	..	..	..	..
Crowley .....	52	45	97	40	43	83	31	25	56
Custer .....	12	12	24	6	16	22	4	7	11
Delta .....	131	112	243	107	101	208	88	104	192
Denver .....	..	..	..	..	..	..	1,004	1,133	2,137
Dolores .....	7	8	15	3	5	8	..	..	..
Douglas .....	26	24	50	37	31	68	16	21	37
Eagle .....	27	31	58	21	26	47	11	21	32
Elbert .....	56	57	113	32	35	67	23	33	56
El Paso.....	357	407	764	363	363	726	245	263	508
Fremont .....	145	158	303	116	123	239	79	102	181
Garfield .....	74	82	156	61	62	123	41	53	94
Gilpin .....	6	11	17	6	7	13	3	7	10
Grand .....	22	25	47	..	..	..	3	12	15
Gunnison .....	44	34	78	28	30	58	28	28	56
Hinsdale .....	4	1	5	4	4	8	1	4	5
Huerfano .....	122	106	228	83	78	161	30	42	72
Jackson .....	13	7	20	1	..	1	5	5	10
Jefferson .....	189	179	368	183	182	365	99	101	200
Kiowa .....	33	48	81	32	30	62	28	33	61
Kit Carson.....	86	98	184	71	86	157	48	64	112
Lake .....	19	19	38	..	..	..	28	31	59
La Plata.....	128	104	232	96	85	181	59	92	151
Larimer .....	281	259	540	145	158	303	155	188	343
Las Animas.....	292	274	566	215	238	453	127	97	224
Lincoln .....	89	77	166	59	60	119	47	47	94
Logan .....	219	193	412	149	149	298	112	105	217
Mesa .....	238	253	491	210	225	435	154	161	315
Mineral .....	..	4	4	..	..	..	..	2	2
Moffat .....	34	43	77	8	13	21	21	10	31
Montezuma .....	67	79	146	65	67	132	33	29	62
Montrose .....	105	115	220	98	101	199	61	68	129
Morgan .....	137	141	278	104	96	200	65	89	154
Otero .....	193	206	399	159	192	351	114	151	265
Ouray .....	13	23	36	14	8	22	14	7	21
Park .....	34	14	48	26	9	35	7	6	13
Phillips .....	60	60	120	33	56	89	31	33	64
Pitkin .....	25	10	35	10	8	18	6	2	8
Prowers .....	136	101	237	77	79	156	57	73	130
Pueblo .....	385	420	805	422	403	825	243	275	518
Rio Blanco.....	20	26	46	12	16	28	7	14	21
Rio Grande.....	71	65	136	73	77	150	35	47	82
Routt .....	56	52	108	66	68	134	25	40	65
Saguache .....	31	39	70	49	37	86	23	32	55
San Juan .....	5	8	13	5	4	9	1	4	5
San Miguel.....	26	22	48	13	19	32	9	9	18
Sedgwick .....	52	54	106	..	..	..	29	31	60
Summit .....	3	13	16	5	8	13	8	7	15
Teller .....	25	22	47	21	26	47	16	13	29
Washington .....	119	132	251	52	68	120	29	37	66
Weld .....	485	466	951	428	415	843	232	298	530
Yuma .....	68	161	329	..	..	..	46	68	114
Totals .....	5,953	6,015	11,968	4,539	4,767	9,306	4,122	4,740	8,862

ATTENDANCE STATISTICS—1934  
 NUMBER OF PUPILS COMPLETING

COUNTY	Grade 8			Grade 9			Grade 12		
	Boys	Girls	Total	Boys	Girls	Total	Boys	Girls	Total
Adams .....	194	209	403	126	130	256	59	51	110
Alamosa .....	67	66	133	40	37	77	33	32	65
Arapahoe .....	116	133	249	85	93	178	81	72	153
Archuleta .....	26	28	54	12	14	26	7	5	12
Baca .....	114	107	221	71	65	136	32	51	83
Bent .....	65	64	129	3	5	8	31	37	68
Boulder .....	255	264	519	242	278	520	180	179	359
Chaffee .....	54	56	110	5	9	14	41	45	86
Cheyenne .....	45	32	77	52	41	93	17	17	34
Clear Creek.....	16	18	34	20	19	39	13	11	24
Conejos .....	82	74	156	43	55	98	39	32	71
Costilla .....	26	30	56	16	20	36	5	4	9
Crowley .....	48	49	97	37	53	90	31	26	57
Custer .....	18	19	37	7	7	14	3	5	8
Delta .....	110	157	267	118	117	235	73	83	156
Denver .....	.....	.....	.....	.....	.....	.....	1,039	1,108	2,147
Dolores .....	9	11	20	2	9	11	3	4	7
Douglas .....	44	37	81	26	20	46	11	13	24
Eagle .....	39	44	83	24	24	48	14	16	30
Elbert .....	64	72	136	37	28	65	23	29	52
El Paso.....	348	382	730	319	333	652	259	250	509
Fremont .....	155	154	309	134	134	268	101	89	190
Garfield .....	81	110	191	55	58	113	41	52	93
Gilpin .....	8	11	19	2	2	4	6	6	12
Grand .....	20	17	37	10	23	33	7	4	11
Gunnison .....	56	61	117	33	29	62	24	25	49
Hinsdale .....	5	5	10	.....	.....	.....	.....	.....	.....
Huerfano .....	133	137	270	76	74	150	36	42	78
Jackson .....	6	11	17	13	7	20	4	2	6
Jefferson .....	206	205	411	164	157	321	110	104	214
Kiowa .....	29	42	71	34	38	72	17	24	41
Kit Carson.....	110	117	227	58	93	151	33	59	92
Lake .....	29	12	41	3	3	6	17	29	46
La Plata.....	122	100	222	109	105	214	56	86	142
Larimer .....	277	256	533	168	156	324	165	166	331
Las Animas.....	262	312	574	190	172	362	130	126	256
Lincoln .....	93	78	171	71	67	138	39	46	85
Logan .....	180	200	380	167	161	328	89	121	210
Mesa .....	274	282	556	215	233	448	152	156	308
Mineral .....	5	3	8	3	6	9	2	2	4
Moffat .....	58	38	96	31	47	78	21	17	38
Montezuma .....	91	67	158	44	58	102	28	35	63
Montrose .....	116	104	220	92	81	173	51	57	108
Morgan .....	163	166	329	104	109	213	76	83	159
Otero .....	183	194	377	176	176	352	118	138	256
Ouray .....	14	14	28	11	15	26	7	12	19
Park .....	20	25	45	27	11	38	5	10	15
Phillips .....	67	56	123	44	54	98	51	58	109
Pitkin .....	17	12	29	16	6	22	6	11	17
Prowers .....	129	123	252	124	105	229	64	69	133
Pueblo .....	475	469	944	484	472	956	292	236	528
Rio Blanco.....	29	35	64	19	14	33	8	19	27
Rio Grande.....	91	78	169	77	81	158	35	43	78
Routt .....	61	68	129	53	49	102	57	42	99
Saguache .....	52	36	88	24	32	56	24	21	45
San Juan.....	5	8	13	5	4	9	1	4	5
San Miguel.....	21	21	42	23	21	44	14	12	26
Sedgwick .....	63	46	109	.....	.....	.....	24	32	56
Summit .....	8	5	13	4	13	17	5	1	6
Teller .....	35	30	65	25	16	41	7	24	31
Washington .....	93	97	190	49	68	117	34	41	75
Weld .....	534	575	1,109	365	422	787	273	308	581
Yuma .....	142	151	293	82	75	157	57	68	125
Totals .....	6,258	6,383	12,641	4,669	4,804	9,473	4,281	4,550	8,831

## CLASSROOM TEACHERS—1933

COUNTY	Kinder- garten Women	Elementary Schools		Total	Junior High School's		Total	Senior High Schools		Total
		Men	Women		Men	Women		Men	Women	
Adams	..	9	141	150	3	10	13	11	15	26
Alamosa	..	2	43	45	6	4	10	8	12	20
Arapahoe	..	6	101	107	4	21	25	9	21	30
Archuleta	..	5	30	35	..	..	..	..	2	2
Baca	..	27	80	107	5	5	10	15	10	25
Bent	..	11	69	80	..	..	..	11	8	19
Boulder	1	15	149	164	14	39	53	25	32	57
Chaffee	..	..	39	39	1	3	4	5	8	13
Cheyenne	..	3	37	40	..	..	..	8	7	15
Clear Creek	..	..	14	14	1	2	3	4	4	8
Conejos	..	18	67	85	..	..	..	13	10	23
Costilla	..	11	30	41	..	..	..	1	..	1
Crowley	..	4	33	37	1	1	2	4	11	15
Custer	..	3	22	25	1	..	1	2	2	4
Delta	..	8	73	81	4	7	11	19	23	42
Denver	52	1	634	635	42	245	287	91	207	298
Dolores	..	1	17	18	..	..	..	1	..	1
Douglas	..	5	42	47	..	..	..	2	6	8
Eagle	..	1	42	43	..	2	2	9	6	15
Elbert	..	15	81	96	..	..	..	5	11	16
El Paso	9	13	186	199	17	51	68	38	46	84
Fremont	..	16	94	110	7	14	21	11	19	30
Garfield	1	5	75	80	2	3	5	9	15	24
Gilpin	..	3	10	13	..	..	..	2	2	4
Grand	..	5	26	31	..	..	..	3	2	5
Gunnison	1	5	37	42	..	..	..	7	11	18
Hinsdale	..	..	6	6	..	..	..	2	..	2
Huerfano	..	7	117	124	1	4	5	4	16	20
Jackson	..	..	12	12	..	..	..	1	2	3
Jefferson	2	7	122	129	2	8	10	12	30	42
Kiowa	..	3	36	39	..	1	1	7	5	12
Kit Carson	..	16	92	108	3	6	9	9	13	22
Lake	..	..	18	18	..	..	..	3	8	11
La Plata	..	4	89	93	..	5	5	12	13	25
Larimer	4	12	181	193	4	17	21	21	50	71
Las Animas	3	39	242	281	1	3	4	22	31	53
Lincoln	..	15	82	97	2	..	2	15	9	24
Logan	..	16	134	150	..	14	14	15	33	48
Mesa	..	16	152	168	2	12	14	27	33	60
Mineral	..	..	4	4	..	..	..	1	1	2
Moffat	..	16	46	62	2	1	3	1	3	4
Montezuma	..	7	53	60	3	3	6	9	4	13
Montrose	..	10	72	82	..	..	..	10	10	20
Morgan	..	17	102	119	3	12	15	14	20	34
Otero	2	10	112	122	2	20	22	18	32	50
Ouray	..	4	13	17	..	..	..	2	4	6
Park	..	6	26	32	..	..	..	7	1	8
Phillips	..	10	48	58	..	..	..	8	11	19
Pitkin	..	1	16	17	..	..	..	2	2	4
Prowers	..	9	100	109	3	6	9	16	15	31
Pueblo	13	11	263	274	4	30	34	38	63	101
Rio Blanco	..	1	32	33	..	..	..	2	2	4
Rio Grande	..	3	43	46	2	3	5	8	16	24
Routt	..	12	81	93	2	4	6	5	10	15
Saguache	..	6	39	45	..	..	..	8	7	15
San Juan	..	1	4	5	..	..	..	2	1	3
San Miguel	..	4	22	26	..	..	..	2	4	6
Sedgwick	..	3	46	49	..	..	..	6	8	14
Summit	..	1	11	12	..	1	1	1	1	2
Teller	..	1	20	21	1	3	4	2	6	8
Washington	..	23	111	134	..	..	..	10	15	25
Weld	..	52	396	448	24	35	59	50	71	121
Yuma	..	38	120	158	..	..	..	18 1/2	18 1/2	37
Totals	88	573	5,235	5,808	169	595	764	703 1/2	1,058 1/2	1,762



## CLASSROOM TEACHERS—1934

COUNTY	Kindergarten		Elementary Schools		Junior High Schools			Senior High Schools		
	Women	Men	Women	Total	Men	Women	Total	Men	Women	Total
Adams .....		11	138	149	4	10	14	6	16	22
Alamosa .....		3	46	49	3	6	9	8	6	14
Arapahoe .....		6	110	116	5	16	21	18	20	38
Archuleta .....		3	33	36	...	...	...	...	3	3
Baca .....		30	79	109	5	2	7	15	9	24
Bent .....		10	63	73	...	...	...	6	5	11
Boulder .....	1	12	153	165	14	36	50	23	27	50
Chaffee .....		...	42	42	1	3	4	5	7	12
Cheyenne .....		3	35	38	...	...	...	5	5	10
Clear Creek .....		...	15	15	1	1	2	4	4	8
Conejos .....		16	67	83	...	...	...	13	11	24
Costilla .....		11	29	40	...	...	...	3	1	4
Crowley .....		6	31	37	1	1	2	8	9	17
Custer .....		4	20	24	1	...	1	1	2	3
Delta .....		5	74	79	5	7	12	18	18	36
Denver .....	61	3	615	618	42	239	281	87	178	265
Dolores .....		2	16	18	...	...	...	...	...	...
Douglas .....		3	41	44	...	...	...	5	5	10
Eagle .....		3	41	44	...	...	...	9	5	14
Elbert .....		11	87	98	...	...	...	6	10	16
El Paso .....	7½	13	180½	193½	18	51	69	37	47	84
Fremont .....		14	85	99	6	14	20	10	18	28
Garfield .....	1	6	76	82	1	3	4	12	10	22
Gilpin .....		2	10	12	...	...	...	2	2	4
Grand .....		6	21	27	1	...	1	1	2	3
Gunnison .....	1	6	35	41	1	3	4	4	9	13
Hinsdale .....		...	6	6	...	...	...	1	...	1
Huerfano .....		15	118	133	2	3	5	6	16	22
Jackson .....		...	14	14	...	...	...	1	2	3
Jefferson .....	1	6	115	121	5	15	20	12	27	39
Kiowa .....		2	34	36	1	1	2	10	5	15
Kit Carson .....		21	87	108	3	5	8	6	11	17
Lake .....		1	19	20	...	...	...	5	5	10
La Plata .....		5	87	92	...	5	5	15	13	28
Larimer .....	4	12	175	187	7	19	26	26	47	73
Las Animas .....	2	33	249	282	...	4	4	23	29	52
Lincoln .....		19	78	97	...	...	...	15	7	22
Logan .....		10	135	145	...	13	13	16	27	43
Mesa .....		17	146	163	4	15	19	34	30	64
Mineral .....		1	3	4	...	...	...	1	1	2
Moffat .....		12	51	63	2	2	4	1	3	4
Montezuma .....		8	57	65	5	1	6	7	2	9
Montrose .....		10	77	87	...	...	...	12	11	23
Morgan .....		13	100	113	...	...	...	21	31	52
Otero .....		14	110	124	2	18	20	14	26	40
Ouray .....		4	14	18	...	...	...	2	4	6
Park .....		5	30	35	...	...	...	6	3	9
Phillips .....		6	51	57	...	...	...	8	10	18
Pitkin .....		1	15	16	...	...	...	2	1	3
Provers .....		9	100	109	1	6	7	13	12	25
Pueblo .....	12	11	263	274	4	32	36	35	56	91
Rio Blanco .....		3	34	37	...	...	...	4	2	6
Rio Grande .....		2	43	45	2	2	4	8	13	21
Routt .....		16	74	90	...	...	...	6	11	17
Saguache .....		10	36	46	1	...	1	5	9	14
San Juan .....		...	5	5	...	...	...	3	1	4
San Miguel .....		2	23	25	1	...	1	4	3	7
Sedgwick .....		3	45	48	...	...	...	3	8	11
Summit .....		1	10	11	...	1	1	2	1	3
Teller .....		1	21	22	1	5	6	2	6	8
Washington .....		27	107	134	...	...	...	11	12	23
Weld .....		53	373	426	16	31	47	43	64	107
Yuma .....		37	122	159	...	...	...	16	12	28
Totals .....	90½	579	5,169½	5,748½	166	570	736	705	950	1,655

## CLASSROOM TEACHERS—1933

COUNTY	Part Time			Special			Total Number Classroom Teachers		
	Men	Women	Total	Men	Women	Total	Men	Women	Total
Adams		2	2	1	2	3	24	170	194
Alamosa				1	1	1	16	60	76
Arapahoe				1		1	20	143	163
Archuleta							5	32	37
Baca		1	1		3	3	47	99	146
Bent				2		2	24	77	101
Boulder	1		1	8	7	15	63	228	291
Chaffee	1		1				7	50	57
Cheyenne	3		3				14	44	58
Clear Creek							5	20	25
Conejos							31	77	108
Costilla							12	30	42
Crowley							9	45	54
Custer							6	24	30
Delta	1	2	3				32	105	137
Denver	39	28	67	63	170	233	236	1,336	1,572
Dolores							2	17	19
Douglas	7	1	8				14	49	63
Eagle							10	50	60
Elbert							20	92	112
El Paso	1	1	2	7	9	16	76	302	378
Fremont				1	3	4	35	130	165
Garfield	6	9	15				22	103	125
Gilpin							5	12	17
Grand							8	28	36
Gunnison							12	49	61
Hinsdale							2	6	8
Huerfano							12	137	149
Jackson							1	14	15
Jefferson	2		2	2	4	6	25	166	191
Kiowa							10	42	52
Kit Carson	1		1				29	111	140
Lake				2	1	3	5	27	32
La Plata	1		1	2	2	4	19	109	128
Larimer	1	1	2	1	4	5	39	257	296
Las Animas		1	1				62	280	342
Lincoln							32	91	123
Logan	1	1	2	5	8	13	37	190	227
Mesa	2	1	3	2	2	4	49	200	249
Mineral	1		1				2	5	7
Moffat				1	1	2	20	51	71
Montezuma							19	60	79
Montrose				2	2	4	22	84	106
Morgan				3	7	10	37	141	178
Otero				2	6	8	32	172	204
Ouray							6	17	23
Park							13	27	40
Phillips		2	2		1	1	18	62	80
Pitkin							3	18	21
Prowers	1	2	3		1	1	29	124	153
Pueblo		38	38	12	12	24	65	419	484
Rio Blanco				3		3	6	34	40
Rio Grande				1	5	6	14	65	79
Routt							19	95	114
Saguache				1		1	15	46	61
San Juan	1		1				4	5	9
San Miguel							6	26	32
Sedgwick	1		1	3		3	13	54	67
Summit							2	13	15
Teller							4	29	33
Washington							33	126	159
Weld	1		1	3	5	8	130	507	637
Yuma							56½	138½	195
Totals	72	90	162	128	256	384	1,645½	7,322½	8,968

CLASSROOM TEACHERS—1934

COUNTY	Part Time			Special			Total Number Classroom Teachers		
	Men	Women	Total	Men	Women	Total	Men	Women	Total
Adams	1	1	2	2	3	5	24	168	192
Alamosa	1	1	2	..	1	1	15	60	75
Arapahoe	..	..	..	..	..	..	29	146	175
Archuleta	..	..	..	..	..	..	3	36	39
Baca	..	..	..	..	..	..	50	90	140
Bent	2	..	2	..	..	..	18	68	86
Boulder	1	3	4	9	7	16	59	227	286
Chaffee	1	..	1	1	..	1	8	52	60
Cheyenne	3	..	3	..	..	..	11	40	51
Clear Creek	..	..	..	..	..	..	5	20	25
Conejos	..	..	..	..	..	..	29	78	107
Costilla	..	..	..	..	..	..	14	30	44
Crowley	..	..	..	..	..	..	15	41	56
Custer	..	..	..	..	..	..	6	22	28
Delta	..	..	..	..	..	..	28	99	127
Denver	39	28	67	62	168	230	233	1,289	1,522
Dolores	..	..	..	..	..	..	2	16	18
Douglas	3	1	4	..	..	..	11	47	58
Eagle	..	..	..	..	2	2	12	48	60
Elbert	..	1	1	1	..	1	18	98	116
El Paso	1	..	1	3	9	12	72	295	367
Fremont	..	..	..	1	3	4	31	120	151
Garfield	7	6	13	..	..	..	26	96	122
Gilpin	..	..	..	..	..	..	4	12	16
Grand	..	..	..	..	..	..	8	23	31
Gunnison	..	..	..	..	..	..	11	48	59
Hinsdale	..	..	..	..	..	..	1	6	7
Huerfano	..	..	..	..	..	..	23	137	160
Jackson	..	..	..	..	..	..	1	16	17
Jefferson	..	3	3	3	2	5	26	163	189
Kiowa	..	..	..	1	..	1	14	40	54
Kit Carson	..	..	..	1	3	4	31	106	137
Lake	..	..	..	2	1	3	8	25	33
La Plata	1	..	1	2	1	3	23	106	129
Larimer	2	2	4	4	3	7	51	250	301
Las Animas	..	..	..	..	..	..	56	284	340
Lincoln	..	..	..	..	..	..	34	85	119
Logan	7	2	9	1	4	5	34	181	215
Mesa	1	1	2	4	1	5	60	193	253
Mineral	..	..	..	..	..	..	2	4	6
Moffat	..	..	..	1	1	2	16	57	73
Montezuma	..	..	..	..	..	..	20	60	80
Montrose	..	..	..	2	1	3	24	89	113
Morgan	..	..	..	..	..	..	34	131	165
Otero	..	..	..	4	2	6	34	156	190
Ouray	..	..	..	..	..	..	6	18	24
Park	..	..	..	..	..	..	11	33	44
Phillips	..	3	3	..	..	..	14	64	78
Pitkin	..	..	..	..	..	..	3	16	19
Prowers	..	..	..	4	4	8	27	122	149
Pueblo	..	32	32	13	12	25	63	407	470
Rio Blanco	..	..	..	..	..	..	7	36	43
Rio Grande	..	..	..	3	3	6	15	61	76
Routt	..	..	..	..	..	..	22	85	107
Saguache	..	1	1	1	..	1	17	46	63
San Juan	..	..	..	..	..	..	3	6	9
San Miguel	..	..	..	..	..	..	7	26	33
Sedgwick	..	..	..	3	..	3	9	53	62
Summit	..	..	..	..	..	..	3	12	15
Teller	..	..	..	..	..	..	4	32	36
Washington	..	..	..	..	..	..	38	119	157
Weld	1	3	4	4	6	10	117	477	594
Yuma	2	..	2	..	..	..	55	134	189
Totals	73	88	161	132	237	369	1,655	7,105	8,760

## PRINCIPALS—1933

COUNTY	Elementary Schools			Junior High School			Senior High School		
	Men	Women	Total	Men	Women	Total	Men	Women	Total
Adams		2	2	1	1	2	2	...	2
Alamosa		3	3	...	...	...	1	...	1
Arapahoe	4	8	12	...	...	...	2	...	2
Archuleta	...	...	...	...	...	...	...	1	1
Baca	...	...	...	...	...	...	...	...	...
Bent	...	...	...	...	...	...	1	...	1
Boulder	1	6	7	1	1	2	2	...	2
Chaffee	...	2	2	...	...	...	1	...	1
Cheyenne	1	...	1	...	...	...	2	...	2
Clear Creek	...	...	...	...	...	...	...	...	...
Conejos	...	...	...	...	...	...	...	...	...
Costilla	...	...	...	...	...	...	...	...	...
Crowley	...	...	...	...	...	...	...	...	...
Custer	...	...	...	...	...	...	...	...	...
Delta	...	...	...	...	...	...	...	...	...
Denver	13	32	45	5	5	10	5	...	5
Dolores	...	...	...	...	...	...	...	...	...
Douglas	...	...	...	...	...	...	2	...	2
Eagle	...	...	...	...	...	...	...	...	...
Elbert	...	...	...	...	...	...	...	...	...
El Paso	2	5	7	2	1	3	1	...	1
Fremont	...	...	...	...	...	...	2	1	3
Garfield	1	1	2	...	...	...	2	...	2
Gilpin	...	...	...	...	...	...	...	...	...
Grand	...	...	...	...	...	...	...	...	...
Gunnison	...	...	...	...	...	...	...	...	...
Hinsdale	...	...	...	...	...	...	...	...	...
Huerfano	2	3	5	1	...	1	...	...	...
Jackson	...	...	...	...	...	...	...	...	...
Jefferson	1	3	4	3	...	3	2	1	3
Kiowa	...	...	...	...	...	...	...	...	...
Kit Carson	...	...	...	...	...	...	...	...	...
Lake	...	1	1	...	...	...	...	...	...
La Plata	...	...	...	1	...	1	2	...	2
Larimer	...	1	1	1	2	3	5	...	5
Las Animas	1	4	5	...	...	...	1	...	1
Lincoln	...	...	...	1	...	...	...	...	...
Logan	...	2	2	1	...	1	12	1	13
Mesa	...	...	...	...	...	...	2	...	2
Mineral	...	...	...	...	...	...	...	...	...
Moffat	...	...	...	...	...	...	...	...	...
Montezuma	...	...	...	...	...	...	...	...	...
Montrose	1	2	3	...	...	...	3	...	3
Morgan	...	1	1	...	...	...	2	...	2
Otero	5	...	5	1	...	1	2	...	2
Ouray	...	...	...	...	...	...	...	...	...
Park	...	...	...	...	...	...	...	...	...
Phillips	...	...	...	...	...	...	...	...	...
Pitkin	...	...	...	...	...	...	...	...	...
Provers	...	5	5	1	...	1	1	...	1
Pueblo	2	12	14	2	...	2	2	...	2
Rio Blanco	...	1	1	...	...	...	...	...	...
Rio Grande	...	...	...	...	...	...	2	...	2
Routt	...	...	...	...	...	...	1	...	1
Saguache	2	...	2	...	...	...	1	...	1
San Juan	...	...	...	...	...	...	1	...	1
San Miguel	...	...	...	...	...	...	...	...	...
Sedgwick	3	...	3	...	...	...	3	...	3
Summit	...	...	...	...	...	...	...	...	...
Teller	...	...	...	...	...	...	...	...	...
Washington	...	...	...	...	...	...	...	...	...
Weld	2	7	9	1	1	2	5	...	5
Yuma	1	1	2	...	...	...	...	...	...
Totals	43	102	145	21	11	32	70	4	74

## PRINCIPALS—1934

COUNTY	Elementary Schools			Junior High School			Senior High School		
	Men	Women	Total	Men	Women	Total	Men	Women	Total
Adams	...	2	2	1	1	2	1	...	1
Alamosa	...	3	3	...	...	...	2	...	2
Arapahoe	1	3	4	...	...	...	2	...	2
Archuleta	...	...	...	...	...	...	...	...	...
Baca	1	...	1	...	...	...	1	...	1
Bent	1	1	2	...	...	...	1	...	1
Boulder	1	6	7	1	1	2	3	...	3
Chaffee	...	2	2	...	...	...	1	...	1
Cheyenne	1	...	1	...	...	...	2	...	2
Clear Creek	...	...	...	...	...	...	...	...	...
Conejos	...	...	...	...	...	...	...	...	...
Costilla	...	...	...	...	...	...	...	...	...
Crowley	...	...	...	...	...	...	...	...	...
Custer	...	...	...	...	...	...	...	...	...
Delta	...	...	...	1	...	1	1	...	1
Denver	13	32	45	5	5	10	5	2	7
Dolores	...	...	...	...	...	...	...	...	...
Douglas	...	...	...	...	...	...	...	...	...
Eagle	...	...	...	...	...	...	...	...	...
Elbert	...	...	...	...	...	...	...	...	...
El Paso	2	5	7	2	1	3	1	...	1
Fremont	1	5	6	2	...	2	1	1	2
Garfield	4	...	4	...	...	...	...	...	...
Gilpin	...	...	...	...	...	...	...	...	...
Grand	...	...	...	...	...	...	...	...	...
Gunnison	...	...	...	...	...	...	1	...	1
Hinsdale	...	...	...	...	...	...	...	...	...
Huerfano	...	...	...	...	...	...	...	...	...
Jackson	...	...	...	...	...	...	...	...	...
Jefferson	...	3	3	3	...	3	2	1	3
Kiowa	1	...	1	...	...	...	1	...	1
Kit Carson	...	...	...	...	...	...	...	...	...
Lake	...	...	...	...	...	...	...	...	...
La Plata	...	...	...	1	...	1	1	...	1
Larimer	...	...	...	1	...	1	2	...	2
Las Animas	1	4	5	...	...	...	2	...	2
Lincoln	...	...	...	...	...	...	...	...	...
Logan	...	2	2	1	...	1	12	1	13
Mesa	...	...	...	...	...	...	1	...	1
Mineral	...	...	...	...	...	...	...	...	...
Moffat	...	...	...	...	...	...	...	...	...
Montezuma	...	...	...	...	...	...	...	...	...
Montrose	2	1	3	...	...	...	3	...	3
Morgan	1	1	2	...	...	...	2	...	2
Otero	5	...	5	1	...	1	2	...	2
Ouray	...	...	...	...	...	...	...	...	...
Park	...	...	...	...	...	...	...	...	...
Phillips	1	...	1	...	...	...	...	...	...
Pitkin	...	...	...	...	...	...	...	...	...
Prowers	...	4	4	2	...	2	1	1	2
Pueblo	2	11	13	2	...	2	2	...	2
Rio Blanco	...	...	...	...	...	...	...	...	...
Rio Grande	...	2	2	...	...	...	1	...	1
Routt	...	...	...	...	...	...	...	...	...
Saguache	...	...	...	...	...	...	1	...	1
San Juan	...	...	...	...	...	...	...	...	...
San Miguel	...	...	...	...	...	...	...	...	...
Sedgwick	1	...	1	...	...	...	3	...	3
Summit	...	...	...	...	...	...	...	...	...
Teller	...	...	...	...	...	...	...	...	...
Washington	...	...	...	...	...	...	...	...	...
Weld	5	7	12	2	...	2	3	...	3
Yuma	...	...	...	...	...	...	...	...	...
Totals	44	94	138	25	8	33	61	6	67

SUPERVISORS AND SUPERINTENDENTS—1933

COUNTY	Supervisors			Superintendents		
	Men	Women	Total	Men	Women	Total
Adams	...	...	...	4	...	4
Alamosa	...	...	...	4	...	4
Arapahoe	...	...	...	5	...	5
Archuleta	...	...	...	1	1	1
Baca	...	...	...	1	...	1
Bent	...	...	...	1	...	1
Boulder	...	1	1	4	...	4
Chaffee	1	1	2	2	...	2
Cheyenne	...	...	...	1	...	1
Clear Creek	...	...	...	...	...	...
Conejos	...	...	...	...	...	...
Costilla	...	...	...	...	...	...
Crowley	...	...	...	4	...	4
Custer	...	...	...	...	...	...
Delta	...	...	...	...	...	...
Denver	9	8	17	7	...	7
Dolores	...	...	...	...	...	...
Douglas	...	...	...	...	...	...
Eagle	...	...	...	...	...	...
Elbert	...	...	...	...	...	...
El Paso	1	6	7	6	...	6
Fremont	...	...	...	3	...	3
Garfield	...	...	...	6	...	6
Gilpin	...	...	...	...	...	...
Grand	...	...	...	...	...	...
Gunnison	...	...	...	1	...	1
Hinsdale	...	...	...	...	...	...
Huerfano	...	...	...	3	...	3
Jackson	...	...	...	...	...	...
Jefferson	...	...	...	5	...	5
Kiowa	...	...	...	7	...	7
Kit Carson	...	...	...	8	...	8
Lake	...	...	...	1	...	1
La Plata	...	2	2	3	...	3
Larimer	1	5	6	8	...	8
Las Animas	...	...	...	3	...	3
Lincoln	...	...	...	2	...	2
Logan	...	4	4	1	1	1
Mesa	...	...	...	8	...	8
Mineral	...	...	...	...	...	...
Moffat	...	...	...	1	...	1
Montezuma	...	...	...	...	...	...
Montrose	...	...	...	1	...	1
Morgan	...	1	1	2	2	2
Otero	...	...	...	6	...	6
Ouray	...	...	...	...	...	...
Park	...	...	...	...	...	...
Phillips	...	...	...	...	...	...
Pitkin	...	...	...	...	...	...
Prowers	...	...	...	5	...	5
Pueblo	5	6	11	7	...	7
Rio Blanco	...	...	...	1	...	1
Rio Grande	...	...	...	3	...	3
Routt	...	...	...	3	...	3
Saguache	...	...	...	3	...	3
San Juan	...	...	...	1	...	1
San Miguel	...	...	...	2	...	2
Sedgwick	...	...	...	1	...	1
Summit	...	...	...	1	...	1
Teller	...	...	...	1	...	1
Washington	...	...	...	1	...	1
Weld	...	2	2	15	...	15
Yuma	...	...	...	2	...	2
Totals	17	36	53	154	1	155

## SUPERVISORS AND SUPERINTENDENTS—1934

COUNTY	Supervisors			Superintendents		
	Men	Women	Total	Men	Women	Total
Adams	...	...	...	6	...	6
Alamosa	...	...	...	2	...	2
Arapahoe	...	...	...	4	...	4
Archuleta	...	...	...	1	...	1
Baca	...	...	...	2	...	2
Bent	...	...	...	1	...	1
Boulder	1	1	2	4	...	4
Chaffee	1	...	1	2	...	2
Cheyenne	...	...	...	1	...	1
Clear Creek	...	...	...	1	...	1
Conejos	...	...	...	...	...	...
Costilla	...	...	...	...	...	...
Crowley	...	...	...	...	...	...
Custer	...	...	...	...	...	...
Delta	...	...	...	4	...	4
Denver	8	7	15	6	...	6
Dolores	...	...	...	...	...	...
Douglas	...	...	...	...	...	...
Eagle	...	...	...	...	...	...
Elbert	...	...	...	...	...	...
El Paso	3	3	6	5	...	5
Fremont	...	...	...	4	...	4
Garfield	...	...	...	6	...	6
Gilpin	...	...	...	...	...	...
Grand	...	...	...	1	...	1
Gunnison	...	...	...	2	...	2
Hinsdale	...	...	...	...	...	...
Huerfano	...	...	...	2	...	2
Jackson	...	...	...	...	...	...
Jefferson	...	...	...	5	...	5
Kiowa	...	...	...	1	...	1
Kit Carson	...	...	...	6	...	6
Lake	...	...	...	1	...	1
La Plata	...	2	2	1	...	1
Larimer	...	1	1	2	...	2
Las Animas	...	...	...	3	...	3
Lincoln	...	...	...	1	...	1
Logan	...	...	...	2	...	2
Mesa	...	...	...	...	...	...
Mineral	...	...	...	...	...	...
Moffat	...	...	...	1	...	1
Montezuma	...	...	...	3	...	3
Montrose	...	...	...	2	...	2
Morgan	...	...	...	2	...	2
Otero	...	...	...	6	...	6
Ouray	...	...	...	...	...	...
Park	...	...	...	...	...	...
Phillips	...	...	...	2	...	2
Pitkin	...	...	...	...	...	...
Prowers	...	...	...	4	1	5
Pueblo	5	6	11	6	...	6
Rio Blanco	...	...	...	1	...	1
Rio Grande	...	...	...	3	...	3
Routt	...	...	...	4	...	4
Saguache	...	...	...	4	...	4
San Juan	...	...	...	1	...	1
San Miguel	...	...	...	...	...	...
Sedgwick	...	...	...	1	...	1
Summit	...	...	...	...	...	...
Teller	...	...	...	1	...	1
Washington	...	...	...	...	...	...
Weid	2	13	15	24	...	24
Yuma	...	...	...	2	...	2
Totals	20	33	53	143	1	144

## TEACHERS AND ADMINISTRATORS—1933

COUNTY	Number of Teachers in Rural Schools			Number of Teachers in Urban Schools			Number of Teachers in All Schools		
	Men	Women	Total	Men	Women	Total	Men	Women	Total
Adams	19	129	148	12	44	56	31	173	204
Alamosa	10	30	40	11	33	44	21	63	84
Arapahoe	20	94	114	11	57	68	31	151	182
Archuleta	6	33	39	...	...	...	6	33	39
Baca	48	99	147	...	...	...	48	99	147
Bent	14	50	64	12	27	39	26	77	103
Boulder	30	105	135	41	131	172	71	236	307
Chaffee	2	25	27	9	28	37	11	53	64
Cheyenne	18	44	62	...	...	...	18	44	62
Clear Creek	5	20	25	...	...	...	5	20	25
Conejos	31	77	108	...	...	...	31	77	108
Costilla	12	30	42	...	...	...	12	30	42
Crowley	13	45	58	...	...	...	13	45	58
Custer	6	24	30	...	...	...	6	24	30
Delta	20	72	92	12	33	45	32	105	137
Denver	...	...	...	275	1,381	1,656	275	1,381	1,656
Dolores	2	17	19	...	...	...	2	17	19
Douglas	16	49	65	...	...	...	16	49	65
Eagle	10	50	60	...	...	...	10	50	60
Elbert	20	92	112	...	...	...	20	92	112
El Paso	41	122	163	47	192	239	88	314	402
Fremont	18	48	66	22	83	105	40	131	171
Garfield	31	104	135	...	...	...	31	104	135
Gilpin	5	12	17	...	...	...	5	12	17
Grand	8	28	36	...	...	...	8	28	36
Gunnison	13	49	62	...	...	...	13	49	62
Hinsdale	2	6	8	...	...	...	2	6	8
Huerfano	11	104	115	7	36	43	18	140	158
Jackson	1	14	15	...	...	...	1	14	15
Jefferson	36	170	206	...	...	...	36	170	206
Kiowa	17	42	59	...	...	...	17	42	59
Kit Carson	37	111	148	...	...	...	37	111	148
Lake	0	6	6	6	22	28	6	28	34
La Plata	12	77	89	13	34	47	25	111	136
Larimer	27	123	150	27	142	169	54	265	319
Las Animas	54	207	261	13	77	90	67	284	351
Lincoln	34	91	125	...	...	...	34	91	125
Logan	17	115	132	34	82	116	51	197	248
Mesa	37	107	144	22	93	115	59	200	259
Mineral	2	5	7	...	...	...	2	5	7
Moffat	21	51	72	...	...	...	21	51	72
Montezuma	19	60	79	...	...	...	19	60	79
Montrose	8	51	59	19	35	54	27	86	113
Morgan	20	61	81	22	82	104	42	143	185
Otero	24	77	101	22	95	117	46	172	218
Ouray	6	17	23	...	...	...	6	17	23
Park	13	27	40	...	...	...	13	27	40
Phillips	18	62	80	...	...	...	18	62	80
Pitkin	3	18	21	...	...	...	3	18	21
Prowers	25	95	120	11	34	45	36	129	165
Pueblo	28	107	135	55	330	385	83	437	520
Rio Blanco	7	35	42	...	...	...	7	35	42
Rio Grande	13	38	51	6	29	35	19	67	86
Routt	23	95	118	...	...	...	23	95	118
Saguache	21	46	67	...	...	...	21	46	67
San Juan	6	5	11	...	...	...	6	5	11
San Miguel	8	26	34	...	...	...	8	26	34
Sedgwick	20	54	74	...	...	...	20	54	74
Summit	3	13	16	...	...	...	3	13	16
Teller	5	29	34	...	...	...	5	29	34
Washington	34	126	160	...	...	...	34	126	160
Weld	139	420	559	14	97	111	153	517	670
Yuma	59½	139½	199	...	...	...	59½	139½	199
Totals	1,227½	4,279½	5,507	723	3,197	3,920	1,950½	7,476½	9,427



## TEACHERS AND ADMINISTRATORS—1934

COUNTY	Number of Teachers in Rural Schools			Number of Teachers in Urban Schools			Number of Teachers in All Schools		
	Men	Women	Total	Men	Women	Total	Men	Women	Total
Adams	21	127	148	11	44	55	32	171	203
Alamosa	11	29	40	8	34	42	19	63	82
Arapahoe	13	78	91	23	71	94	36	149	185
Archuleta	4	36	40	...	...	...	4	36	40
Baca	54	90	144	...	...	...	54	90	144
Bent	19	50	69	2	19	21	21	69	90
Boulder	28	105	133	41	130	171	69	235	304
Chaffee	2	28	30	10	26	36	12	54	66
Cheyenne	15	40	55	...	...	...	15	40	55
Clear Creek	6	20	26	...	...	...	6	20	26
Conejos	29	78	107	...	...	...	29	78	107
Costilla	14	39	44	...	...	...	14	30	44
Crowley	15	41	56	...	...	...	15	41	56
Custer	6	22	28	...	...	...	6	22	28
Delta	23	67	90	11	32	43	34	99	133
Denver	...	...	...	270	1,335	1,605	270	1,335	1,605
Dolores	2	16	18	...	...	...	2	16	18
Douglas	11	47	58	...	...	...	11	47	58
Eagle	12	48	60	...	...	...	12	48	60
Elbert	18	98	116	...	...	...	18	98	116
El Paso	38	117	155	47	187	234	85	304	389
Fremont	17	48	65	22	78	100	39	126	165
Garfield	36	96	132	...	...	...	36	96	132
Gilpin	4	12	16	...	...	...	4	12	16
Grand	9	23	32	...	...	...	9	23	32
Gunnison	14	48	62	...	...	...	14	48	62
Hinsdale	1	6	7	...	...	...	1	6	7
Huerfano	21	113	134	4	24	28	25	137	162
Jackson	1	16	17	...	...	...	1	16	17
Jefferson	30	143	173	6	24	30	36	167	203
Kiowa	17	40	57	...	...	...	17	40	57
Kit Carson	37	106	143	...	...	...	37	106	143
Lake	1	7	8	8	18	26	9	25	34
La Plata	13	75	88	13	33	46	26	108	134
Larimer	27	114	141	29	137	166	56	251	307
Las Animas	49	214	263	13	74	87	62	288	350
Lincoln	34	85	119	...	...	...	34	85	119
Logan	13	114	127	35	70	105	48	184	232
Mesa	43	117	160	20	76	96	63	193	256
Mineral	2	4	6	...	...	...	2	4	6
Moffat	17	57	74	...	...	...	17	57	74
Montezuma	23	60	83	...	...	...	23	60	83
Montrose	11	56	67	20	34	54	31	90	121
Morgan	16	61	77	23	71	94	39	132	171
Otero	27	70	97	21	86	107	48	156	204
Ouray	6	18	24	...	...	...	6	18	24
Park	11	33	44	...	...	...	11	33	44
Phillips	17	64	81	...	...	...	17	64	81
Pitkin	3	16	19	...	...	...	3	16	19
Prowers	24	96	120	10	32	42	34	128	162
Pueblo	25	105	130	55	319	374	80	424	504
Río Blanco	8	36	44	...	...	...	8	36	44
Río Grande	11	35	46	8	28	36	19	63	82
Routt	26	85	111	...	...	...	26	85	111
Saguache	22	46	68	...	...	...	22	46	68
San Juan	4	6	10	...	...	...	4	6	10
San Miguel	7	26	33	...	...	...	7	26	33
Sedgwick	14	53	67	...	...	...	14	53	67
Summit	3	12	15	...	...	...	3	12	15
Teller	5	32	37	...	...	...	5	32	37
Washington	38	119	157	...	...	...	38	119	157
Weld	138	409	547	15	88	103	153	497	650
Yuma	57	134	191	...	...	...	57	134	191
Totals	1,223	4,177	5,400	725	3,070	3,795	1,948	7,247	9,195

QUALIFICATIONS OF TEACHERS—1933  
NUMBER OF TEACHERS WITH CERTIFICATES

COUNTY	Life	Temporary Elementary	Graduate Temporary	Pre-Graduate Permit	Special	County		
						1st	2nd	3rd
Adams	105	16	27	4	2	32	18	...
Alamosa	48	4	12	2	...	3	...	...
Arapahoe	100	16	42	...	1	17	5	...
Archuleta	10	6	7	...	...	10	6	...
Baca	18	40	26	...	3	39	21	...
Bent	26	12	16	...	1	21	11	1
Boulder	179	10	68	2	8	30	10	...
Chaffee	31	6	10	...	3	10	4	...
Cheyenne	16	3	1	...	...	1	11	9
Clear Creek	12	...	7	...	2	3	1	...
Conejos	33	13	16	...	...	23	23	...
Costilla	16	5	...	1	11	3	16	...
Crowley	22	8	17	...	...	6	5	...
Custer	15	4	2	...	...	5	5	...
Delta	74	5	38	2	3	9	4	...
Denver	1,024	32	211	273	30	2	...	...
Dolores	5	...	4	...	...	8	2	...
Douglas	19	4	10	1	...	19	3	...
Eagle	30	5	4	...	...	18	3	...
Elbert	22	10	9	1	3	40	18	4
El Paso	232	39	64	20	18	19	8	2
Fremont	55	9	22	5	6	13	14	1
Garfield	54	6	22	2	3	28	6	1
Gilpin	4	1	...	...	...	...	1	...
Grand	14	1	6	1	1	11	2	...
Gunnison	32	11	9	3	2	2	4	...
Hinsdale	7	...	...	...	1	...	...	...
Huerfano	55	10	7	...	14	42	23	4
Jackson	4	1	4	...	...	2	5	...
Jefferson	107	21	35	1	7	28	8	...
Kiowa	...	2	11	...	3	10	13	...
Kit Carson	52	11	12	...	2	47	24	...
Lake	22	...	9	1	...	2	...	...
La Plata	44	12	31	...	...	38	10	1
Larimer	164	38	32	1	15	33	15	...
Las Animas	152	29	26	1	1	68	62	3
Lincoln	52	5	6	2	...	40	21	1
Logan	115	14	41	...	8	43	26	1
Mesa	157	15	34	1	4	22	15	8
Mineral	1	...	...	...	...	1	...	1
Moffat	15	1	19	...	...	28	9	...
Montezuma	31	14	11	...	...	17	6	79
Montrose	61	4	14	1	1	21	6	...
Morgan	83	19	32	...	5	30	7	...
Otero	122	14	39	1	5	28	2	...
Ouray	17	2	1	...	...	3	...	...
Park	14	2	4	2	...	12	6	...
Phillips	21	11	9	...	2	23	12	2
Pitkin	6	2	2	2	...	6	2	1
Prowers	54	27	27	2	6	31	17	1
Pueblo	334	22	78	2	27	30	23	3
Rio Blanco	11	4	11	1	...	11	6	...
Rio Grande	46	7	30	3	3	1	3	...
Routt	35	23	15	1	2	23	12	1
Saguache	28	3	17	2	2	8	7	...
San Juan	2	...	8	...	...	1	...	...
San Miguel	...	3	...	...	...	13	...	...
Sedgwick	23	6	20	1	4	11	9	...
Summit	5	2	4	...	...	1	3	1
Teller	11	8	9	...	...	5	1	...
Washington	40	16	14	3	...	49	30	...
Weld	378	48	69	9	10	48	28	...
Yuma	60	25	29	2	1	66	15	...
Totals	4,525	687	1,360	356	220	1,214	627	125

QUALIFICATIONS OF TEACHERS—1934  
NUMBER OF TEACHERS WITH CERTIFICATES

COUNTY	Life	Temporary Elementary	Graduate Temporary	Pre-Graduate Permit	Special	County		
						1st	2nd	3rd
Adams	116	16	34	1	2	36	2	...
Alamosa	44	4	5	4	...	3	1	...
Arapahoe	113	14	30	1	3	17	2	...
Archuleta	13	4	6	...	...	10	6	...
Baca	23	26	37	1	1	38	16	...
Bent	22	6	18	12	1	24	10	1
Boulder	182	19	65	...	9	24	5	...
Chaffee	31	8	10	...	4	9	4	...
Cheyenne	19	6	5	...	6	16	5	...
Clear Creek	12	1	8	...	1	4	...	...
Conejos	37	15	14	...	...	25	16	...
Costilla	19	2	1	...	3	4	15	...
Crowley	23	6	17	...	...	7	3	...
Custer	10	...	12	...	2	5	2	1
Delta	76	6	33	2	2	11	3	...
Denver	1,001	30	192	269	28	2	...	...
Dolores	5	2	...	...	...	11	2	...
Douglas	16	9	9	...	...	18	2	...
Eagle	25	7	7	4	1	12	4	...
Elbert	34	15	17	...	1	34	10	...
El Paso	253	33	58	...	25	15	5	...
Fremont	89	13	32	1	4	10	16	1
Garfield	70	2	13	4	3	29	9	...
Gilpin	6	...	6	...	...	5	2	...
Grand	19	1	1	2	...	7	1	1
Gunnison	40	7	3	...	2	3	3	...
Hinsdale	...	5	...	...	...	...	2	...
Huerfano	52	19	8	1	...	44	20	...
Jackson	4	2	6	...	...	1	4	...
Jefferson	96	21	51	6	6	20	4	...
Klowa	24	4	11	...	3	9	3	1
Kit Carson	48	21	10	1	1	53	9	...
Lake	22	1	8	...	...	1	2	...
La Plata	49	14	23	1	3	28	13	...
Larimer	162	31	46	4	33	30	6	...
Las Animas	161	29	24	3	8	47	48	3
Lincoln	40	13	14	3	...	29	9	1
Logan	105	22	36	...	8	41	18	2
Mesa	142	16	43	11	5	17	11	8
Mineral	2	1	...	...	...	1	1	...
Moffat	15	6	5	4	3	26	1	...
Montezuma	26	35	...	...	...	21	1	...
Montrose	67	9	21	2	3	12	7	...
Morgan	72	27	30	1	7	24	4	1
Otero	117	20	44	2	2	17	2	...
Ouray	13	3	4	...	...	4	...	...
Park	14	3	6	...	1	17	4	...
Phillips	18	14	17	1	3	20	8	...
Pitkin	7	1	5	...	...	4	2	...
Prowers	57	20	28	...	7	37	12	1
Pueblo	336	28	63	1	29	30	17	...
Rio Blanco	11	10	9	2	...	11	2	...
Rio Grande	56	8	28	...	4	1	2	...
Routt	32	14	15	1	2	22	7	...
Saguache	31	9	14	...	1	8	5	...
San Juan	2	...	8	...	...	1	...	...
San Miguel	10	4	6	1	...	11	...	...
Sedgwick	27	13	15	...	4	11	4	...
Summit	6	3	4	...	...	3	1	...
Teller	11	4	16	...	...	3	1	1
Washington	31	15	11	1	...	51	18	...
Weld	432	56	85	10	7	46	10	1
Yuma	65	13	39	4	2	59	10	...
Totals	4,661	766	1,386	361	240	1,150	412	23

QUALIFICATIONS OF TEACHERS—1933  
NUMBER OF TEACHERS WITH

COUNTY	Earned Dr.'s Degree	Master's Degree	Bachelor's Degree	3 Years College	2 Years College	1 Year College	Less than 1 Year College
Adams	1	11	63	44	56	20	5
Alamosa		3	33	19	19		1
Arapahoe		16	85	20	47	5	
Archuleta			9	1	28	1	
Baca		4	25	13	44	24	26
Bent		2	31	16	33	9	1
Boulder		40	152	46	78	13	1
Chaffee		3	19	7	30	5	
Cheyenne		1	17	3	13	16	
Clear Creek		3	10	5	5	1	1
Conejos			25	8	31	34	9
Costilla			11		18	9	4
Crowley		1	25	5	22	5	
Custer			5	4	12	7	3
Delta	1	10	57	18	35	3	
Denver		235	916	102	77	142	
Dolores		1	3	1	7	3	1
Douglas		2	14	3	27	6	5
Eagle		5	11	8	21	9	6
Elbert	1	2	15	10	46	25	5
El Paso		33	183	89	74	19	4
Fremont	1	3	42	10	33	8	
Garfield		3	49	10	28	12	2
Gilpin	1	1	8	1	5	1	
Grand			14	5	11	2	1
Gunnison	1	18	5	10	8	1	
Hinsdale			3		5		
Huerfano		1	29	36	30	28	8
Jackson		2	5	5	2	1	1
Jefferson		9	84	44	56	13	1
Kiowa		1	5		14		
Kit Carson		2	43	12	28	22	41
Lake		4	17		12	1	
La Plata		2	35	14	47	22	6
Larimer	1	13	125	77	78	7	1
Las Animas		12	78	53	124	60	19
Lincoln		4	35	18	30	17	23
Logan		6	92	25	66	44	15
Mesa		22	92	42	89	10	1
Mineral			2	2			
Moffat			15				
Montezuma		4	19	3	36	17	79
Montrose		7	40	17	26	14	4
Morgan		16	65	33	49	13	3
Otero		9	89	31	73	4	5
Ouray		1	7	9	4	2	
Park		2	7	8	15	3	5
Phillips		1	23	13	20	18	4
Pitkin			4	5	7	4	2
Prowers		8	52	27	50	19	5
Pueblo	23	33	187	65	188	21	3
Rio Blanco		1	16	10	7	8	1
Rio Grande		2	54	15	29		
Routt		3	42	13	39	12	5
Saguache		1	24	18	24		
San Juan		1	8		1		1
San Miguel			10	2	8		6
Sedgwick		7	23	11	26	5	2
Summit		1	8	1	2		
Teller		2	20	4	4	4	
Washington			30				
Weld	3	49	274	142	148	23	6
Yuma		9	41	20	61	21	36
Totals	30	634	3,530	1,193	2,206	793	358

QUALIFICATIONS OF TEACHERS—1934  
NUMBER OF TEACHERS WITH

COUNTY	Earned Dr. Degree	Master's Degree	Bachelor's Degree	3 Years College	2 Years College	1 Year College	Less than 1 Year College
Adams	2	10	70	42	61	17	7
Alamosa	4	4	32	10	16	..	..
Arapahoe	17	17	96	31	25	3	1
Archuleta	..	7	9	5	20	5	..
Baca	..	7	46	16	41	23	10
Bent	..	1	30	13	2	..	..
Boulder	..	38	139	50	68	8	1
Chaffee	..	4	15	6	33	7	1
Cheyenne	..	1	17	7	21	12	3
Clear Creek	..	2	11	5	7	..	1
Conejos	..	3	28	14	34	19	8
Costilla	..	..	8	4	13	17	2
Crowley	..	1	27	6	17	4	1
Custer	..	..	9	2	12	3	2
Delta	..	10	60	23	37	3	..
Denver	..	233	878	96	174	141	..
Dolores	..	1	3	..	11	4	1
Douglas	..	2	14	5	17	14	2
Eagle	..	5	12	9	30	4	1
Elbert	..	4	26	15	44	16	6
El Paso	..	33	184	94	63	12	3
Fremont	1	5	54	17	29	8	..
Garfield	..	5	56	14	32	12	10
Gilpin	..	1	8	1	5	1	3
Grand	..	1	13	8	7	3	..
Gunnison	..	19	13	14	13	1	..
Hinsdale	..	..	4	1	1	..	1
Huerfano	..	4	36	25	70	20	7
Jackson	..	..	8	6	1	2	..
Jefferson	..	10	94	40	44	14	2
Kiowa	..	1	22	13	13	6	2
Kit Carson	..	2	40	20	42	16	23
Lake	..	4	18	..	11	1	..
La Plata	..	1	40	17	45	10	4
Larimer	..	15	132	47	97	3	4
Las Animas	..	20	76	59	97	24	13
Lincoln	2	16	35	18	29	12	13
Logan	..	11	81	29	69	30	12
Mesa	..	12	105	53	79	4	1
Mineral	..	..	3	..	1	..	..
Moffat	..	1	7	10	17	9	7
Montezuma	..	4	19	..	73	10	..
Montrose	..	2	42	23	44	7	3
Morgan	..	16	65	41	41	10	1
Otero	..	18	84	38	63	1	..
Ouray	..	1	10	5	7	1	..
Park	..	4	12	7	13	5	3
Phillips	..	3	26	15	21	14	2
Pitkin	..	1	7	1	8	..	2
Provers	..	14	46	26	50	19	7
Pueblo	4	40	201	85	154	16	4
Rio Blanco	..	..	14	10	16	5	..
Rio Grande	..	3	62	18	13	1	..
Routt	..	7	37	27	20	3	2
Saguache	..	3	26	13	23	1	2
San Juan	..	1	8	..	1	..	1
San Miguel	..	..	11	3	13	3	1
Sedgwick	..	9	20	8	31	6	..
Summit	..	1	8	..	3	3	..
Teller	..	1	22	3	8	2	..
Washington	..	3	16	17	42	26	9
Weld	3	59	280	161	122	18	5
Yuma	..	14	46	25	51	27	22
Totals	12	708	3,621	1,381	2,259	667	216

QUALIFICATIONS OF TEACHERS—1933  
EXPERIENCE OF TEACHERS IN DISTRICT

COUNTY	1 Year	2 Years	3 Years	4 Years	5 Years	6-10 Years	More than 10 Years
Adams .....	36	46	40	22	16	30	14
Alamosa .....	19	19	16	6	7	10	..
Arapahoe .....	34	34	22	16	19	33	20
Archuleta .....	14	13	1	4	1	3	3
Baca .....	59	36	18	16	4	13	3
Bent .....	29	30	16	9	7	7	5
Boulder .....	44	41	42	27	23	54	76
Chaffee .....	8	19	9	7	4	13	4
Cheyenne .....	6	11	9	8	2	2	..
Clear Creek .....	3	8	7	2	4	2	2
Conejos .....	24	12	19	5	7	13	5
Costilla .....	20	8	6	3	..	5	..
Crowley .....	16	16	9	6	1	8	2
Custer .....	15	6	1	5	..	11	..
Delta .....	27	19	31	14	7	21	7
Denver .....	11	87	87	72	66	324	858
Dolores .....	5	7	..	1	1	1	1
Douglas .....	15	14	7	8	2	8	3
Eagle .....	19	13	13	4	4	4	3
Elbert .....	39	32	8	8	10	7	2
El Paso .....	48	36	27	29	16	71	175
Fremont .....	16	24	29	15	14	46	28
Garfield .....	33	28	23	5	12	20	8
Gilpin .....	7	5	3	1	..	1	..
Grand .....	19	9	6	1	1	..	..
Gunnison .....	18	14	10	6	1	8	3
Hinsdale .....	1	2	2	1	..	..	2
Huerfano .....	25	27	28	16	10	31	20
Jackson .....	10	3	2	..	..	1	..
Jefferson .....	46	41	29	13	22	32	23
Kiowa .....	1	8	10	8	..	19	..
Kit Carson .....	53	47	23	6	6	12	1
Lake .....	5	1	5	2	1	16	3
La Plata .....	37	22	23	12	5	27	10
Larimer .....	44	55	33	38	24	58	61
Las Animas .....	57	68	47	30	24	75	47
Lincoln .....	23	25	14	12	4	11	12
Logan .....	56	62	49	17	13	26	25
Mesa .....	33	42	35	22	21	52	51
Mineral .....	1	3	1	..	..	..	..
Moffat .....	26	12	7	1	2	..	..
Montezuma .....	..	..	..	..	..	..	..
Montrose .....	20	25	18	13	5	14	13
Morgan .....	34	35	30	24	5	37	15
Otero .....	20	30	29	24	16	36	46
Ouray .....	13	7	1	1	..	..	1
Park .....	21	13	3	..	1	2	..
Phillips .....	25	18	12	9	5	8	3
Pitkin .....	8	8	3	..	..	1	..
Prowers .....	42	36	26	20	13	21	7
Pueblo .....	30	57	47	44	46	132	164
Rio Blanco .....	13	8	6	4	3	4	1
Rio Grande .....	10	23	16	13	5	18	15
Routt .....	32	23	15	9	10	12	6
Saguache .....	20	19	8	7	4	4	5
San Juan .....	1	5	2	1	1	1	..
San Miguel .....	16	6	6	1	1	1	..
Sedgwick .....	19	15	15	10	2	11	2
Summit .....	9	4	..	..	..	1	2
Teller .....	7	7	3	3	5	7	2
Washington .....	48	28	17	6	6	5	..
Weld .....	118	114	110	88	50	105	78
Yuma .....	80	57	29	..	10	11	6
Totals .....	1,588	1,543	1,163	755	549	1,208	1,823

QUALIFICATIONS OF TEACHERS—1934  
EXPERIENCE OF TEACHERS IN DISTRICT

COUNTY	1 Year	2 Years	3 Years	4 Years	5 Years	6-10 Years	More than 10 Years
Adams	53	22	27	25	17	46	13
Alamosa	20	11	12	17	7	8	3
Arapahoe	27	24	20	18	16	48	27
Archuleta	10	11	8	8	4	3	2
Baca	65	31	20	8	5	7	5
Bent	16	16	10	6	3	6	2
Boulder	44	26	39	30	18	66	81
Chaffee	11	7	10	11	7	13	7
Cheyenne	10	8	5	13	8	16	18
Clear Creek	9	2	3	2	3	4	3
Conejos	39	18	18	3	7	18	5
Costilla	17	13	3	3	1	5	2
Crowley	17	10	10	6	5	7	1
Custer	7	2	2	1	2	2	2
Delta	29	20	17	24	9	25	9
Denver	...	10	78	77	70	340	880
Dolores	10	4	3	...	...	...	1
Douglas	19	8	9	3	3	8	4
Eagle	18	14	9	7	1	7	4
Elbert	57	31	8	6	2	7	2
El Paso	36	36	27	19	19	70	182
Fremont	22	15	19	11	19	41	32
Garfield	30	27	14	11	7	29	12
Gilpin	11	4	1	1	...	2	...
Grand	14	6	6	4	...	2	...
Gunnison	14	13	6	8	5	13	5
Hinsdale	...	3	1	...	...	...	3
Huerfano	40	25	19	17	14	20	15
Jackson	6	5	3	...	...	2	...
Jefferson	48	36	34	17	8	44	17
Kiowa	21	7	12	3	2	8	3
Kit Carson	46	35	32	13	3	12	2
Lake	6	2	...	3	1	12	7
La Plata	42	21	9	14	11	24	12
Larimer	53	24	41	22	26	68	67
Las Animas	62	36	43	38	9	87	62
Lincoln	41	20	20	13	14	8	7
Logan	59	34	42	32	16	28	21
Mesa	33	20	29	28	22	49	73
Mineral	2	...	...	2	1	...	...
Moffat	20	13	9	4	3	6	9
Montezuma	1	14	11	4	4	2	1
Montrose	33	23	14	18	7	15	11
Morgan	30	23	25	20	22	34	19
Otero	40	12	21	24	21	38	38
Ouray	12	5	3	2	1	1	...
Park	21	10	5	2	4	2	1
Phillips	23	18	15	9	9	4	3
Pitkin	6	5	2	2	1	1	1
Prowers	47	27	16	18	19	22	13
Pueblo	32	25	41	40	46	136	184
Rio Blanco	22	9	...	4	10	...	...
Rio Grande	21	9	17	11	4	19	16
Routt	29	18	13	11	10	14	5
Saguache	23	14	8	3	5	9	6
San Juan	6	2	...	1	1	1	...
San Miguel	15	6	5	4	1	1	...
Sedgwick	24	15	7	6	9	8	5
Summit	6	6	1	...	...	...	1
Teller	47	4	8	1	4	7	1
Washington	35	27	15	6	2	19	14
Weld	139	95	85	77	108	108	82
Yuma	81	47	24	16	6	12	7
Totals	1,777	1,084	1,014	799	662	1,614	2,001

QUALIFICATIONS OF TEACHERS—1933  
 TOTAL EXPERIENCE YEARS

COUNTY	1 Year	2 Years	3 Years	4 Years	5 Years	6-10 Years	More Than 10 Years
Adams	11	20	14	18	15	56	70
Alamosa	...	7	7	5	3	27	10
Arapahoe	8	8	12	12	17	60	57
Archuleta	4	2	1	6	4	8	14
Baca	18	15	21	23	14	55	39
Bent	10	17	7	17	9	21	22
Boulder	21	15	13	19	18	74	147
Chaffee	4	6	3	4	3	25	19
Cheyenne	34	69	46	34	2	13	9
Clear Creek	...	...	2	2	3	10	8
Conejos	11	10	11	8	10	23	26
Costilla	2	8	2	2	5	13	10
Crowley	8	6	9	10	5	12	8
Custer	1	1	6	2	4	20	7
Delta	12	13	10	14	14	49	18
Denver	...	...	...	...	...	...	...
Dolores	1	3	...	1	2	1	4
Douglas	7	2	6	3	3	17	19
Eagle	1	3	11	2	5	20	18
Elbert	10	18	10	15	12	31	9
El Paso	11	13	15	14	16	70	263
Fremont	12	9	11	17	7	58	55
Garfield	11	12	8	14	13	39	29
Gilpin	2	3	2	1	1	1	7
Grand	4	3	6	3	2	13	5
Gunnison	8	7	4	4	3	15	21
Hinsdale	...	1	...	...	...	...	5
Huerfano	5	7	18	7	16	61	29
Jackson	3	2	...	1	2	3	4
Jefferson	10	19	15	19	21	63	59
Kiowa	...	2	...	...	...	8	...
Kit Carson	9	28	17	16	10	43	25
Lake	3	2	2	2	2	12	11
La Plata	8	14	7	15	9	35	48
Larimer	9	20	24	34	24	73	129
Las Animas	20	33	34	30	27	97	111
Lincoln	13	20	14	15	5	51	15
Logan	16	25	38	27	23	61	58
Mesa	14	30	19	21	18	77	77
Mineral	...	...	...	...	...	...	...
Moffat	...	10	7	5	4	11	32
Montezuma	...	...	...	...	...	...	...
Montrose	10	6	11	14	9	23	35
Morgan	8	19	14	11	15	70	43
Otero	10	12	30	32	22	35	71
Ouray	4	1	5	2	2	3	6
Park	11	3	6	3	4	6	7
Phillips	6	7	3	10	9	26	19
Pitkin	3	1	...	3	2	5	...
Prowers	8	8	17	19	15	58	39
Pueblo	13	19	33	22	49	137	247
Rio Blanco	6	6	5	8	3	9	3
Rio Grande	6	16	16	12	12	36	23
Routt	12	9	15	8	12	32	25
Saguache	8	13	12	4	4	13	13
San Juan	2	1	...	1	...	3	...
San Miguel	4	6	7	3	1	8	5
Sedgwick	7	7	9	18	7	10	16
Summit	2	2	1	1	3	2	5
Teller	2	5	3	5	...	11	8
Washington	19	21	14	14	16	27	29
Weid	50	41	73	81	51	180	169
Yuma	13	30	20	31	15	34	54
Totals	527	719	727	744	602	2,052	2,314



## QUALIFICATIONS OF TEACHERS—1934

## TOTAL EXPERIENCE YEARS

COUNTY	1 Year	2 Years	3 Years	4 Years	5 Years	More Than	
						6-10 Years	10 Years
Adams	19	6	15	12	15	66	72
Alamosa	7	6	7	1	9	20	17
Arapahoe	10	6	11	10	12	54	77
Archuleta	2	5	1	1	6	9	15
Baca	11	20	21	20	13	31	28
Bent	10	11	10	10	5	16	19
Boulder	16	16	15	9	18	76	154
Chaffee	3	5	5	4	3	24	22
Cheyenne	3	1	5	26	7	47	35
Clear Creek	1	...	2	3	3	10	7
Conejos	9	13	14	8	8	33	22
Costilla	4	10	4	1	4	12	9
Crowley	5	7	7	6	7	16	8
Custer	1	2	2	2	2	6	12
Delta	6	16	13	9	16	48	25
Denver	...	...	...	...	...	...	...
Dolores	2	...	3	6	...	3	4
Douglas	3	5	7	3	...	18	18
Eagle	7	...	2	9	6	17	17
Elbert	21	12	9	12	11	35	13
El Paso	10	13	9	14	11	72	260
Fremont	6	...	14	11	8	53	60
Garfield	11	11	10	12	11	45	29
Gilpin	3	3	3	1	...	4	5
Grand	2	4	2	4	2	9	8
Gunnison	1	4	4	5	1	15	22
Hinsdale	...	3	1	...	...	...	...
Huerfano	11	12	9	19	20	31	57
Jackson	3	2	1	1	1	6	3
Jefferson	14	14	20	8	12	63	73
Kiowa	6	4	12	3	4	12	20
Kit Carson	9	9	24	19	14	49	19
Lake	5	2	1	2	1	9	13
La Plata	14	9	10	9	13	34	46
Larimer	23	12	17	18	15	78	138
Las Animas	17	17	32	30	23	129	123
Lincoln	16	8	13	15	13	79	17
Logan	16	13	19	28	24	66	66
Mesa	20	13	17	16	13	59	116
Mineral	1	...	1	1	...	5	...
Moffat	2	4	6	7	4	45	22
Montezuma	3	21	1	8	7	5	16
Montrose	8	15	8	11	13	32	34
Morgan	11	6	14	14	9	57	47
Otero	21	12	8	6	20	40	97
Ouray	5	4	2	3	...	4	6
Park	7	9	2	2	5	11	9
Phillips	11	3	6	3	7	34	17
Pitkin	...	...	...	...	...	...	...
Prowers	6	5	8	19	15	67	42
Pueblo	10	12	18	29	24	141	271
Rio Blanco	7	8	1	5	6	15	3
Rio Grande	7	9	13	7	7	29	26
Routt	10	6	12	12	12	27	21
Saguache	9	5	10	9	5	18	12
San Juan	2	1	...	1	...	3	3
San Miguel	5	3	3	3	4	9	5
Sedgwick	8	8	8	5	9	17	19
Summit	...	2	1	3	2	5	3
Teller	5	2	3	5	6	7	8
Washington	16	10	20	17	18	36	21
Weld	62	45	48	65	66	241	183
Yuma	14	17	19	18	23	50	50
Totals	557	501	583	620	591	2,251	2,564

## NUMBER OF SCHOOLS—1933

COUNTY	Kinder- Garten	Total Elementary Schools	Junior High School	Senior High School	One Teacher Elementary	Two Teacher Elementary	Three or More Teacher Elementary	Centralized or Consolidated
Adams .....	...	71	2	6	41	10	20	1
Alamosa .....	...	16	1	5	4	3	9	4
Arapahoe .....	...	38	3	5	22	2	14	2
Archuleta .....	...	27	...	1	24	1	2	...
Baca .....	...	78	...	8	64	7	7	6
Bent .....	...	44	1	2	34	5	5	...
Boulder .....	...	61	3	8	24	14	23	...
Chaffee .....	...	30	1	2	26	1	3	...
Cheyenne .....	...	24	...	3	17	4	3	2
Clear Creek .....	...	8	...	2	5	1	2	...
Conejos .....	...	31	...	7	12	4	15	1
Costilla .....	...	17	...	2	5	5	7	1
Crowley .....	...	13	1	4	7	1	5	1
Custer .....	...	22	1	1	19	2	1	1
Delta .....	...	25	4	5	9	6	10	5
Denver .....	62	62	10	5	...	1	61	...
Dolores .....	...	17	...	...	15	1	1	...
Douglas .....	...	34	...	2	28	4	2	2
Eagle .....	...	32	...	6	26	2	4	...
Elbert .....	...	82	...	5	75	2	5	2
El Paso .....	13	52	5	21	18	5	29	16
Fremont .....	...	42	2	4	21	5	16	2
Garfield .....	...	50	2	6	43	1	6	2
Gilpin .....	...	10	...	1	8	1	1	1
Grand .....	...	24	...	3	19	3	2	...
Gunnison .....	1	26	...	3	22	1	3	...
Hinsdale .....	...	4	...	1	3	1	...	...
Huerfano .....	...	72	1	4	47	13	12	1
Jackson .....	...	7	...	1	5	1	1	...
Jefferson .....	3	55	4	6	31	7	17	2
Kiowa .....	...	22	...	7	13	4	5	3
Kit Carson .....	...	85	3	7	72	4	9	11
Lake .....	...	8	...	1	4	1	3	...
La Plata .....	...	58	1	4	42	7	9	...
Larimer .....	2	64	1	8	27	11	26	4
Las Animas .....	1	149	2	8	103	20	26	10
Lincoln .....	...	70	...	7	59	4	7	7
Logan .....	...	78	1	13	57	7	14	18
Mesa .....	...	52	1	8	17	15	20	5
Mineral .....	...	2	...	1	1	...	1	...
Moffat .....	...	61	1	1	57	3	1	...
Montezuma .....	...	32	6	3	25	6	1	4
Montrose .....	...	29	...	3	10	7	12	...
Morgan .....	...	44	1	6	31	5	8	1
Otero .....	2	29	2	6	9	4	16	4
Ouray .....	...	11	...	2	8	1	2	...
Park .....	...	29	...	6	23	6	...	...
Phillips .....	...	36	...	4	30	2	4	3
Pitkin .....	...	14	...	2	13	...	1	...
Prowers .....	...	58	2	5	40	11	7	6
Pueblo .....	17	72	5	8	28	15	29	7
Rio Blanco .....	...	27	...	1	26	...	1	...
Rio Grande .....	...	8	2	4	2	...	6	4
Routt .....	...	59	...	5	48	4	7	...
Saguache .....	...	20	...	3	10	6	4	4
San Juan .....	...	2	...	1	1	...	1	...
San Miguel .....	...	17	2	...	15	...	2	1
Sedgwick .....	...	26	...	3	22	1	3	2
Summit .....	...	9	...	2	6	1	2	...
Teller .....	...	12	2	3	7	2	3	...
Washington .....	...	113	...	9	105	4	4	3
Weed .....	...	153	11	28	60	31	62	30
Yuma .....	...	125	...	10	116	3	6	1
Totals .....	101	2,684	84	308	1,761	299	588	287

## NUMBER OF SCHOOLS—1934

COUNTY	Kinder- garten	Total Elementary Schools	Junior High School	Senior High School	One Teacher Elementary	Two Teacher Elementary	Three or More Teacher Elementary	Centralized or Consolidated
Adams		69	2	6	39	10	20	2
Alamosa		16	1	4	4	3	9	6
Arapahoe		37	5	6	20	3	14	2
Archuleta		26	1	1	23	2	1	1
Baca		76	2	8	61	6	9	3
Bent		43	1	2	32	7	4	1
Boulder		61	5	7	24	15	22	2
Chaffee		26	1	2	22	1	3	1
Cheyenne		22	1	3	16	3	3	4
Clear Creek		8	1	2	5	2	1	1
Conejos		31	1	7	12	5	14	1
Costilla		17	1	2	5	3	9	1
Crowley		13	1	4	8	1	5	1
Custer		22	1	1	19	3	1	1
Delta		27	4	5	7	10	10	4
Denver	1	61	10	5	1	1	60	1
Dolores		13	1	1	11	1	1	1
Douglas		33	1	2	27	4	2	2
Eagle		34	1	6	28	1	5	1
Elbert		82	1	5	75	2	5	3
El Paso	11	52	6	21	18	5	29	16
Fremont		43	3	4	23	4	16	2
Garfield		49	2	6	41	2	6	2
Gilpin		9	1	1	7	1	1	1
Grand		21	1	2	16	4	1	1
Gunnison	1	26	2	3	21	2	3	1
Hinsdale		5	1	4	1	1	1	1
Huerfano		72	2	2	50	13	9	2
Jackson		10	1	1	8	1	1	1
Jefferson	2	52	7	6	29	7	16	2
Kiowa		20	2	6	11	3	6	6
Kit Carson		82	3	6	69	4	9	10
Lake		10	1	1	7	1	2	1
La Plata		57	2	7	42	9	6	1
Larimer	2	64	5	8	24	15	25	3
Las Animas		150	2	9	106	13	26	1
Lincoln		70	1	7	59	5	6	5
Logan		74	1	13	54	5	15	12
Mesa		51	4	8	16	15	20	5
Mineral		2	1	1	1	1	1	1
Moffat		51	1	1	46	4	1	1
Montezuma		36	4	3	24	6	6	2
Montrose		31	1	3	11	7	13	1
Morgan		45	1	5	29	6	10	5
Otero		30	1	8	7	4	19	4
Ouray		12	1	2	9	1	2	1
Park		30	1	7	23	5	2	1
Phillips		36	1	5	30	2	4	3
Pitkin		13	1	2	12	1	1	1
Prowers		61	3	5	43	11	7	5
Pueblo	17	71	5	10	30	14	27	5
Rio Blanco		30	1	1	29	1	1	1
Rio Grande		9	2	4	3	1	6	4
Routt		57	1	5	46	4	7	1
Saguache		22	1	4	14	4	4	4
San Juan		2	1	1	1	1	1	1
San Miguel		19	2	2	16	1	2	2
Sedgwick		28	1	3	25	1	3	2
Summit		8	1	2	5	2	1	1
Teller		10	3	2	5	2	3	1
Washington	1	113	1	9	106	4	3	3
Weld		153	16	29	61	34	58	27
Yuma		126	1	10	118	2	6	2
Totals	35	2,629	116	314	1,738	309	582	166

## METHOD OF TRANSPORTATION—1933

COUNTY	Number of		Number of Pupils Transported at District Expense in		Other Vehicles with Parents Receiving Allowance
	Wagons, Buses and Cars Owned by District	Wagons, Buses and Cars Operated by Contract	Wagons, Buses and Cars Owned by District	Wagons, Buses and Cars Operated by Contract	
Adams	11	4	324	199	46
Alamosa	12	7	370	102	...
Arapahoe	1	7	...	80	4
Archuleta	...	...	...	...	...
Baca	8	15	283	353	12
Bent	4	3	125	135	...
Boulder	1	3	50	71	9
Chaffee	...	...	...	...	...
Cheyenne	13	15	254	248	19
Clear Creek	...	...	...	...	8
Conejos	7	5	210	108	...
Costilla	...	5	...	...	150
Crowley	7	12	253	217	9
Custer	...	1	...	...	1
Delta	8	17	216	582	6
Denver	5	3	565	209	...
Dolores	...	...	...	...	...
Douglas	3	8	51	66	146
Eagle	3	24	36	7	3
Elbert	7	7	193	46	1
El Paso	19	84	379	1,652	12
Fremont	14	1	674	...	1
Garfield	...	14	...	377	45
Gilpin	...	2	...	...	1
Grand	...	...	...	...	...
Gunnison	...	1	...	...	...
Hinsdale	...	...	...	...	...
Huerfano	7	10	202	172	7
Jackson	...	...	...	...	...
Jefferson	5	8	234	401	38
Kiowa	24	34	370	251	1
Kit Carson	10	21	217	421	24
Lake	...	1	...	49	5
La Plata	1	2	20	24	20
Larimer	12	8	423	219	33
Las Animas	13	5	374	155	13
Lincoln	3	8	...	12	...
Logan	33	16	1,076	223	13
Mesa	21	6	751	224	1
Mineral	...	...	...	...	...
Moffat	...	...	...	...	15
Montezuma	...	...	...	...	...
Montrose	2	14	120	366	...
Morgan	31	4	1,455	94	7
Otero	14	8	494	174	15
Ouray	...	2	...	22	...
Park	1	2	32	15	1
Phillips	8	1	154	20	...
Pitkin	...	...	...	...	7
Prowers	25	3	813	50	5
Pueblo	18	10	692	202	17
Rio Blanco	...	...	...	...	...
Rio Grande	49	...	1,464	...	...
Routt	2	4	38	34	...
Saguache	24	5	652	67	5
San Juan	...	...	...	...	...
San Miguel	...	...	...	...	...
Sedgwick	7	2	344	...	...
Summit	...	1	...	2	...
Teller	...	3	...	108	...
Washington	13	2	123	12	...
Weld	77	44	2,213	1,621	88
Yuma	...	...	...	...	...
Totals	532	464	16,244	9,490	787

## METHOD OF TRANSPORTATION—1934

COUNTY	Number of		Number of Pupils Transported at District Expense in		Other Vehicles with Parents Receiving Allowance
	Wagons, Buses and Cars Owned by District	Wagons, Buses and Cars Operated by Contract	Wagons, Buses and Cars Owned by District	Wagons, Buses and Cars Operated by Contract	
Adams	7	9	263	275	14
Alamosa	6	6	135	116	5
Arapahoe	...	8	...	74	...
Archuleta	...	...	...	...	...
Baca	11	20	112	329	28
Bent	...	4	...	88	2
Boulder	1	3	90	19	4
Chaffee	1	2	8	9	...
Cheyenne	23	22	295	218	47
Clear Creek	...	...	...	...	...
Conejos	6	5	263	123	...
Costilla	...	5	...	150	...
Crowley	9	12	324	318	...
Custer	...	1	...	20	...
Delta	5	20	295	750	6
Denver	5	3	566	213	...
Dolores	...	...	...	...	...
Douglas	3	7	45	108	127
Eagle	3	3	35	29	...
Elbert	7	6	91	139	...
El Paso	18	71	410	1,467	7
Fremont	14	3	536	13	1
Garfield	...	14	...	408	...
Gilpin	...	...	...	...	4
Grand	...	1	...	7	...
Gunnison	...	...	...	2	1
Hinsdale	...	...	...	...	...
Huerfano	8	7	156	101	3
Jackson	...	...	...	...	...
Jefferson	5	7	204	340	80
Kiowa	8	43	155	474	...
Kit Carson	12	28	292	317	36
Lake	...	1	...	55	2
La Plata	3	1	11	41	2
Larimer	12	11	308	208	1
Las Animas	6	22	283	320	14
Lincoln	5	31	...	448	25
Logan	34	14	1,020	239	...
Mesa	17	7	803	258	5
Mineral	...	3	...	24	3
Moffat	...	1	...	14	...
Montezuma	...	...	...	...	...
Montrose	9	12	279	325	...
Morgan	30	7	1,160	147	3
Otero	19	4	670	93	...
Ouray	...	1	12	...	...
Park	...	4	...	58	...
Phillips	6	1	173	20	...
Pitkin	...	...	...	...	2
Prowers	26	4	867	37	4
Pueblo	19	10	716	...	...
Rio Blanco	...	2	...	14	...
Rio Grande	49	...	1,483	...	...
Routt	2	4	38	34	...
Saguache	17	4	514	68	2
San Juan	...	...	...	...	...
San Miguel	1	1	14	43	...
Sedgwick	4	4	157	176	...
Summit	...	...	...	...	...
Teller	1	2	...	114	...
Washington	3	10	40	113	26
Weld	79	45	2,636	1,619	73
Yuma	9	1	286	28	16
Totals	503	518	15,745	10,603	543

## BUILDINGS—1933

COUNTY	No. of School Buildings Owned	Material of Buildings			Number of Buildings Constructed During Year	Number of Buildings Altered During Year
		Frame	Brick, Stone, Cement	Other		
Adams	79	40	39	...	..	..
Alamosa	18	8	10	...	1	..
Arapahoe	42	20	22	...	..	2
Archuleta	27	26	1	...	..	..
Baca	87	56	27	1	1	5
Bent	46	22	24	1	..	1
Boulder	75	28	45	2	..	..
Chaffee	32	15	17	...	..	1
Cheyenne	17	25	3	...	..	..
Clear Creek	9	3	6	...	..	..
Conejos	34	6	13	15	..	..
Costilla	18	3	4	11	..	..
Crowley	17	8	9	...	..	..
Custer	20	11	6	6	..	..
Delta	41	21	20	1	..	..
Denver	94	3	91	...	..	..
Dolores	4	3	1	...	..	1
Douglas	34	25	11	...	..	..
Eagle	38	35	3	...	..	1
Elbert	94	88	6	1	..	..
El Paso	81	34	45	2	1	..
Fremont	48	17	28	4	1	1
Garfield	55	39	9	5	..	..
Gilpin	13	10	2	1	..	..
Grand	24	11	3	10	..	1
Gunnison	26	20	5	3	..	..
Hinsdale	4	1	3	...	..	..
Huerfano	77	23	22	32	5	1
Jackson	8	6	...	1	..	..
Jefferson	62	29	32	2	6	1
Kiowa	30	22	7	...	1	1
Kit Carson	92	78	13	1	1	1
Lake	22	12	3	1	..	..
La Plata	59	40	15	3	..	..
Larimer	61	27	38	12	..	..
Las Animas	158	57	60	33	..	3
Lincoln	80	70	10	...	..	..
Logan	95	78	29	...	..	..
Mesa	59	34	23	5	..	..
Mineral	3	1	1	...	..	..
Moffat	64	53	3	9	..	..
Montezuma	..	..	..	..	..	..
Montrose	35	18	24	3	..	..
Morgan	62	44	13	...	..	1
Otero	40	14	28	1	2	..
Ouray	15	11	2	2	..	..
Park	33	25	4	5	..	..
Phillips	39	31	8	...	..	..
Pitkin	13	10	3	...	..	..
Prowers	66	34	23	6	..	3
Pueblo	94	35	59	...	..	1
Rio Blanco	30	13	5	12	..	..
Rio Grande	22	2	15	3	..	1
Routt	88	65	7	16	1	1
Saguache	23	15	8	...	1	1
San Juan	2	1	1	...	..	..
San Miguel	21	17	2	2	..	..
Sedgwick	27	23	7	...	..	2
Summit	8	7	2	...	..	..
Teller	16	13	2	1	..	..
Washington	111	109	2	...	..	..
Weld	181	74	100	5	..	1
Yuma	129	121	8	...	..	..
Totals	3,002	1,769	1,032	218	21	29

## BUILDINGS—1934

COUNTY	No. of School Buildings Owned	Material of Buildings			Number of Buildings Constructed During Year	Number of Buildings Altered During Year
		Frame	Brick, Stone, Cement	Other		
Adams	82	45	37	...	..	..
Alamosa	19	7	11	1	..	..
Arapahoe	38	23	21	..	..	..
Archuleta	26	19	7	6	..	..
Baca	83	54	30	..	1	1
Bent	45	20	22	1	..	..
Boulder	80	29	46	5	..	3
Chaffee	32	13	19	..	..	1
Cheyenne	34	26	8	..	..	..
Clear Creek	13	5	8	..	..	..
Conejos	34	6	13	15	1	..
Costilla	18	3	15	..	..	..
Crowley	17	9	8	..	..	..
Custer	23	10	6	7	..	..
Delta	44	21	22	1	..	..
Denver	93	4	89	..	..	..
Dolores	15	14	1	3	..	..
Douglas	33	24	11	..	..	..
Eagle	36	26	3	9	..	..
Elbert	96	88	8	1	..	2
El Paso	79	32	45	2	..	2
Fremont	53	13	34	7	..	2
Garfield	55	43	11	1	2	2
Gilpin	14	8	5	1	..	..
Grand	25	14	3	6	..	..
Gunnison	34	20	7	5	..	1
Hinsdale	4	1	3	..	..	..
Huerfano	74	26	34	19	..	..
Jackson	8	6	1	1	..	1
Jefferson	57	30	29	..	2	1
Kiowa	31	22	9	..	..	2
Kit Carson	95	79	16	..	2	2
Lake	19	10	3	2	..	3
La Plata	61	43	15	2	1	3
Larimer	74	36	38	9	1	13
Las Animas	..	..	..	..	..	..
Lincoln	82	70	15	1	..	3
Logan	91	73	29	..	..	..
Mesa	69	44	20	5	1	..
Mineral	3	2	..	..	..	..
Moffat	55	52	5	10	2	4
Montezuma	42	39	3	..	..	..
Montrose	46	17	25	4	..	6
Morgan	58	45	13	..	1	2
Otero	35	9	23	3	1	2
Ouray	14	10	1	3	..	..
Park	33	24	4	5	..	1
Phillips	39	31	8	..	..	..
Pitkin	12	9	2	..	..	..
Prowers	67	37	28	4	..	1
Pueblo	89	28	58	1	..	6
Rio Blanco	31	17	2	12	..	..
Rio Grande	17	2	13	2	..	2
Routt	89	65	7	17	..	2
Saguache	24	16	7	1	..	..
San Juan	2	1	1	..	..	..
San Miguel	23	23	2	3	..	..
Sedgwick	31	25	6	..	..	..
Summit	7	6	2	..	..	..
Teller	16	13	2	1	..	..
Washington	128	131	9	..	3	4
Weld	183	80	104	..	2	9
Yuma	130	128	14	..	..	..
Totals	2,965	1,763	1,041	175	20	92

BUILDINGS—1933

COUNTY	Number of Buildings Used for				Total	Number of Classrooms	Number of Buildings Abandoned During Year	Length of Term in Months	TERM
	Elementary School	Junior High School	Senior High School	Other					County Average
Adams	73	2	6	...	81	207	...	9	174
Alamosa	15	3	5	12	28	85	1	8.80	173
Arapahoe	37	7	6	52	85	177	...	9	173
Archuleta	27	...	1	...	27	44	...	7.30	134
Baca	83	2	8	1	89	151	...	8.12	169
Bent	44	1	2	...	47	58	...	8.40	166
Boulder	62	4	9	5	80	236	...	9	175
Chaffee	30	1	2	2	2	34	...	8.12	167
Cheyenne	27	...	3	2	24	65	...	8.7	174
Clear Creek	8	...	1	...	9	27	2	9	175
Conejos	31	...	3	6	40	116	...	7.7	149
Costilla	18	5	3	...	18	42	...	8	158
Crowley	14	2	5	...	17	75	1	8.6	170
Custer	23	1	1	46	69	31	...	7.31	144
Delta	26	4	5	3	38	120	3	8.40	169
Denver	68	15	6	5	94	1,553	...	9.5	...
Dolores	17	...	...	...	17	...	...	8.70	169
Douglas	33	...	1	...	34	57	...	8.90	173
Eagle	35	...	5	1	36	63	...	8.80	171
Elbert	83	...	5	...	88	...	...	8.42	165
El Paso	59	5	23	29	96	413	...	9	174
Fremont	42	3	4	17	66	200	...	8.7	169
Garfield	50	2	4	...	55	142	...	8.83	174
Gilpin	10	...	1	...	13	8	...	8	156
Grand	22	...	1	2	24	37	...	8.30	160
Gunnison	24	2	2	3	31	67	...	8.5	165
Hinsdale	4	...	1	...	4	7	...	6.5	129
Huerfano	43	2	5	13	64	128	2	8.33	160
Jackson	7	...	1	...	8	18	...	8.7	169
Jefferson	53	2	5	2	63	205	...	8.72	170
Kiowa	20	3	...	...	24	68	...	8.20	163
Kit Carson	85	...	2	1	88	157	1	8.47	165
Lake	8	...	2	1	11	26	...	8.5	162
La Plata	59	1	12	...	60	141	...	8.79	171
Larimer	63	2	9	8	81	324	...	9	172
Las Animas	149	2	8	289	448	328	3	8.65	168
Lincoln	70	1	7	5	83	135	3	8.8	174
Logan	79	1	15	28	127	237	4	8.80	174
Mesa	47	4	9	12	62	234	17	8.83	173
Mineral	2	...	1	...	...	...	...	...	...
Moffat	61	1	1	...	62	78	7	7.25	145
Montezuma	34	3	...	...	37	...	...	...	...
Montrose	31	...	6	1	39	121	5	8.7	177
Morgan	46	3	7	4	52	109	...	9	176
Otero	32	3	8	15	43	213	...	9	174
Ouray	11	...	2	...	13	24	...	9	174
Park	26	...	3	...	33	43	...	8.40	165
Phillips	36	...	5	...	41	75	...	9	176
Pitkin	14	...	1	...	15	20	1	8.5	170
Prowers	60	2	7	14	78	176	...	8.56	168
Pueblo	86	2	7	7	102	424	...	8.94	178
Rio Blanco	29	...	1	57	87	55	...	8.5	167
Rio Grande	8	2	5	8	23	108	...	9	177
Routt	66	...	3	19	88	124	...	8.04	160
Saguache	18	...	4	2	24	68	...	8.30	163
San Juan	2	...	1	...	...	12	...	9	166
San Miguel	17	...	2	...	21	37	...	8.65	165
Sedgwick	27	...	3	...	27	81	...	9	175
Summit	9	...	2	...	9	16	...	8	156
Teller	14	5	2	2	15	35	...	8.75	166
Washington	111	...	9	...	111	156	...	8.33	162
Weld	159	13	25	104	298	734	2	8.80	172
Yuma	125	...	10	...	138	210	...	8.5	165
Totals	2,672	111	716	770	3,689	8,935	52	8.53	168



## BUILDINGS—1934

COUNTY	Number of Buildings Used for				Total	Number of Classrooms	Number of Buildings Abandoned During Year	Length of Term in Months	TERM County Average Number of Days Actually Taught
	Elementary School	Junior High School	Senior High School	Other					
Adams	71	2	6	25	100	216	...	9	174
Alamosa	17	1	2	...	18	90	...	8.70	170
Arapahoe	39	2	5	10	56	184	1	9	171
Archuleta	26	...	1	1	28	45	...	7.17	140
Baca	77	4	7	1	82	143	2	8.30	163
Bent	43	...	2	...	45	71	...	8.33	165
Boulder	63	3	8	...	74	295	...	9	177
Chaffee	27	1	4	...	32	65	...	8.50	157
Cheyenne	23	...	2	...	23	79	10	8.20	163
Clear Creek	8	...	...	...	9	32	...	9	176
Conejos	31	...	8	6	45	117	...	8	156
Costilla	18	...	...	...	18	46	...	9	172
Crowley	14	2	4	5	20	75	...	9	177
Custer	21	1	1	...	23	29	...	7	138
Delta	27	4	8	3	26	154	...	9	174
Denver	68	15	6	3	92	1,551	1	9.5	182
Dolores	15	...	...	...	...	14	...	8.20	162
Douglas	33	...	3	...	36	55	...	8.88	173
Eagle	35	...	4	17	52	68	...	9	177
Elbert	83	...	3	...	86	120	...	8.45	167
El Paso	59	6	23	37	104	412	...	9	173
Fremont	45	3	4	5	53	200	...	8.53	163
Garfield	49	2	3	1	55	136	...	8.72	163
Gilpin	9	...	1	...	10	18	...	8.75	172
Grand	21	1	2	17	38	36	...	8.40	163
Gunnison	18	3	2	7	19	83	...	8.55	168
Hinsdale	5	...	1	...	4	9	...	6.5	127
Huerfano	77	1	4	...	82	164	...	8.25	158
Jackson	...	...	1	9	11	17	...	8.7	169
Jefferson	50	3	4	4	63	204	...	8.55	177
Kiowa	20	2	3	1	26	73	...	8.11	160
Kit Carson	83	...	4	22	109	153	...	8.40	165
Lake	9	...	2	1	12	28	...	8.25	160
La Plata	59	1	3	1	63	139	...	8.80	168
Larimer	65	2	9	36	106	326	...	8.62	167
Las Animas	...	...	...	...	...	...	...	8.5	163
Lincoln	70	1	7	15	87	87	...	8.60	170
Logan	75	1	14	39	134	233	5	8.76	167
Mesa	58	1	6	1	66	262	3	9	174
Mineral	2	...	1	...	3	6	...	9	175
Moffat	34	3	1	26	60	48	2	7.60	150
Montezuma	...	...	...	...	41	91	...	8.40	167
Montrose	35	...	6	2	43	126	...	8.40	166
Morgan	46	...	4	5	50	157	...	9	175
Otero	30	1	7	5	41	182	1	9	175
Ouray	13	...	2	...	15	25	...	8.73	170
Park	31	...	3	...	34	45	...	8.04	165
Phillips	36	...	3	...	39	76	...	9	176
Pitkin	12	...	2	...	15	21	22	9	173
Prowers	62	2	4	19	88	179	1	8.5	162
Pueblo	81	2	6	5	99	410	...	9	169
Rio Blanco	30	...	1	63	94	45	...	8.5	162
Rio Grande	10	2	6	10	26	108	...	9	179
Routt	66	...	4	19	90	126	...	7.93	155
Saguache	23	3	2	...	25	78	...	8.07	157
San Juan	2	...	1	...	...	12	...	9	166
San Miguel	21	2	2	...	26	38	...	8.3	166
Sedgwick	28	...	2	...	30	80	...	8.87	174
Summit	8	1	2	3	11	15	...	7.25	140
Teller	13	5	2	2	3	33	...	8.40	162
Washington	113	...	9	53	148	111	5	8.32	159
Weld	159	4	22	145	329	724	1	9	174
Yuma	57	...	12	...	139	184	...	8	155
Totals	2,423	87	271	624	3,089	8,851	54	8.52	166

## FINANCIAL STATISTICS—1933

## VALUE OF PROPERTY OWNED BY DISTRICT

COUNTY	School Buildings and Sites	Equipment (Exclusive of Transportation)	Transportation Equipment	Total Value of School Property
Adams	\$ 775,115	\$ 81,880	\$ 8,700	\$ 865,695
Alamosa	466,103	47,750	1,400	515,253
Arapahoe	989,723	100,230	.....	1,089,953
Archuleta	156,392	28,963	.....	185,355
Baca	302,830	63,126	2,375	368,331
Bent	342,300	41,455	750	384,505
Boulder	1,027,325	88,325	.....	1,115,650
Chaffee	279,975	38,900	.....	318,875
Cheyenne	238,200	55,700	10,000	303,900
Clear Creek	157,300	13,425	.....	170,725
Conejos	316,625	50,500	3,000	370,125
Costilla	82,975	8,495	.....	91,470
Crowley	384,675	37,350	.....	422,025
Custer	51,425	9,869	.....	61,294
Delta	670,039	69,841	1,300	741,180
Denver	19,857,647	2,033,638	11,473	21,902,758
Dolores	14,885	.....	.....	14,885
Douglas	180,954	23,260	1,200	205,414
Eagle	165,226	41,191	1,600	208,017
Elbert	297,764	41,056	1,600	340,420
El Paso	3,183,536	323,987	15,600	3,523,123
Fremont	975,743	105,357	9,000	1,090,100
Garfield	732,835	93,361	1,000	827,196
Gilpin	47,640	6,400	.....	54,040
Grand	74,525	14,775	.....	89,300
Gunnison	491,540	30,005	.....	521,545
Hinsdale	11,200	1,350	.....	12,550
Huerfano	427,685	71,371	8,200	507,256
Jackson	28,725	7,175	.....	35,900
Jefferson	1,040,244	146,584	.....	1,186,828
Kiowa	193,890	18,000	5,150	217,040
Kit Carson	324,950	50,950	10,300	386,200
Lake	118,026	28,200	.....	146,226
La Plata	665,503	60,077	400	725,980
Larimer	1,554,489	154,153	34,376	1,743,018
Las Animas	1,070,396	133,957	3,900	1,208,253
Lincoln	386,695	55,925	1,200	443,820
Logan	774,842	121,299	20,570	916,711
Mesa	1,018,137	131,553	4,100	1,153,790
Mineral	8,300	1,300	.....	9,600
Moffat	152,740	26,375	.....	179,115
Montezuma	187,300	30,875	9,000	227,175
Montrose	515,255	75,375	2,600	593,230
Morgan	955,197	98,599	23,825	1,077,621
Otero	1,280,710	137,665	17,875	1,436,250
Ouray	65,447	12,851	.....	78,298
Park	61,375	9,945	.....	71,320
Phillips	248,675	23,075	2,200	273,950
Pitkin	71,100	9,176	.....	80,276
Prowers	637,839	66,023	16,100	719,962
Pueblo	4,249,692	469,721	2,700	4,722,113
Rio Blanco	160,670	13,847	.....	174,517
Rio Grande	408,868	72,250	28,600	509,718
Routt	423,246	56,408	575	480,229
Saguache	303,162	54,095	14,131	371,388
San Juan	65,000	1,000	.....	66,000
San Miguel	149,720	7,818	500	158,038
Sedgwick	448,866	58,175	6,496	513,537
Summit	115,350	13,550	.....	128,900
Teller	88,400	8,700	.....	97,100
Washington	406,455	65,259	4,400	476,114
Weld	3,332,374	311,568	104,450	3,748,392
Yuma	435,900	48,400	10,000	494,300
Totals	\$54,649,720	\$ 6,101,483	\$ 400,646	\$61,151,849

## FINANCIAL STATISTICS—1934

## VALUE OF PROPERTY OWNED BY DISTRICT

COUNTY	School Buildings and Sites	Equipment (Exclusive of Transportation)	Transportation Equipment	Total Value of School Property
Adams	\$ 774,215	\$ 81,830	\$ 8,700	\$ 864,745
Alamosa	429,253	49,550	3,860	482,663
Arapahoe	1,040,823	102,430	500	1,143,753
Archuleta	160,490	24,588	.....	185,078
Baca	357,745	39,300	5,975	403,020
Bent	342,965	44,880	700	388,545
Boulder	1,481,362	125,179	.....	1,606,541
Chaffee	278,300	38,775	750	317,825
Cheyenne	227,000	53,700	9,900	290,600
Clear Creek	157,300	10,925	.....	168,225
Conejos	316,625	50,500	4,100	371,225
Costilla	82,975	13,675	.....	96,650
Crowley	385,295	39,850	3,700	428,845
Custer	51,075	9,569	.....	60,644
Delta	666,263	69,288	1,200	736,751
Denver	19,895,348	2,038,548	11,473	21,945,369
Dolores	4,800	.....	.....	4,800
Douglas	175,074	27,776	1,550	204,400
Eagle	163,276	39,341	1,800	204,417
Elbert	311,263	43,606	1,800	356,669
El Paso	3,180,027	330,329	15,200	3,525,556
Fremont	865,033	102,482	7,250	974,765
Garfield	694,945	91,525	5,800	792,270
Gilpin	50,715	3,125	.....	53,840
Grand	77,425	14,335	.....	91,760
Gunnison	457,017	35,030	.....	492,047
Hinsdale	11,200	1,350	.....	12,550
Huerfano	449,031	65,766	7,625	522,422
Jackson	26,100	7,250	.....	33,350
Jefferson	1,036,706	147,133	.....	1,183,839
Kiowa	184,090	20,200	50,150	254,440
Kit Carson	321,915	51,265	11,100	384,280
Lake	118,646	30,078	.....	148,724
La Plata	667,515	59,846	.....	727,361
Larimer	1,461,717	167,972	8,600	1,638,289
Las Animas	1,070,596	133,957	3,900	1,208,453
Lincoln	386,695	55,925	1,200	443,820
Logan	783,267	128,364	19,500	931,131
Mesa	1,018,286	143,343	9,300	1,170,929
Mineral	8,300	1,300	.....	9,600
Moffat	152,740	26,875	.....	179,615
Montezuma	209,365	39,900	.....	249,265
Montrose	515,255	75,375	2,600	593,230
Morgan	706,597	101,999	23,800	832,396
Otero	985,820	138,152	16,475	1,140,447
Ouray	65,447	12,851	.....	78,298
Park	61,375	9,945	.....	71,320
Phillips	226,000	16,400	1,900	244,300
Pitkin	70,950	9,156	.....	80,106
Prowers	632,790	63,136	16,100	712,026
Pueblo	4,243,638	471,511	7,700	4,722,849
Rio Blanco	161,945	15,667	.....	177,612
Rio Grande	547,468	94,950	52,000	694,418
Routt	316,146	50,398	2,876	369,420
Saguache	263,662	46,300	7,500	317,462
San Juan	65,000	1,000	.....	66,000
San Miguel	179,720	7,818	500	188,038
Sedgwick	418,416	56,359	4,400	479,175
Summit	114,850	14,500	.....	129,350
Teller	88,400	800	.....	89,200
Washington	334,897	47,263	4,010	386,170
Weld	3,354,874	311,568	104,450	3,770,892
Yuma	394,000	41,000	10,000	445,000
Totals	\$54,280,028	\$ 6,146,808	\$ 449,944	\$60,876,780

## FINANCIAL STATISTICS—1933

COUNTY	MILL LEVIES			INDEBTEDNESS	
	Assessed Valuation of District	County General School Fund	Average Total School Tax	Bonded Debt	Outstanding Warrants
Adams .....	\$ 24,821,000	5	13.73	\$ 463,100	\$ 80,543
Alamosa .....	8,359,693	5	15.54	306,937	80,555
Arapahoe .....	19,436,875	5	15.63	536,380	61,230
Arapahoe .....	3,673,221	4	8.93	82,800	997
Baca .....	11,491,794	5	11.53	246,769	74,658
Bent .....	21,721,369	5	12.78	97,100	46,464
Boulder .....	38,483,010	5	11.92	425,700	68,926
Chaffee .....	8,545,580	4.8	10.9	102,000	5,112
Cheyenne .....	10,971,330	2.75	14.11	241,000	10,833
Clear Creek .....	4,729,100	4.70	9.45	1,000	3,957
Conejos .....	7,260,860	5	15.89	244,428	102,930
Costilla .....	4,305,790	5	15.83	124,375	57,989
Crowley .....	6,742,220	4	14.33	362,000	36,021
Custer .....	2,477,670	5	13.72	26,000	14,273
Delta .....	11,794,055	5	18.73	293,500	98,512
Denver .....	405,304,125	2.703	13.6	9,344,000	483,713
Dolores .....	1,270,075	5	14.28	15,000	8,871
Douglas .....	9,238,470	3.90	9.53	57,000	14,794
Eagle .....	6,375,017	5	12.36	24,500	3,632
Elbert .....	11,814,470	5	10.26	109,300	37,741
El Paso .....	63,488,750	4.11	15.81	1,469,500	149,138
Fremont .....	17,909,524	5	15.22	575,400	69,102
Garfield .....	14,411,040	5	13.58	388,750	34,711
Gilpin .....	2,950,181	3	8.42	.....	7,299
Grand .....	5,556,410	3.5	8.33	31,500	3,810
Gunnison .....	12,565,160	2.21	8.08	.....	42,954
Hinsdale .....	837,718	5	12	.....	14,051
Huerfano .....	11,246,584	5	18.20	84,329	9,528
Jackson .....	2,713,860	2.60	6.40	200,000	.....
Jefferson .....	23,495,430	5	12.71	471,900	49,735
Kiowa .....	10,045,710	3.62	11.89	77,000	11,355
Kit Carson .....	15,428,171	5	13.81	334,700	105,092
Lake .....	6,399,850	4.5	7.42	.....	58
La Plata .....	11,763,240	5	17.18	199,500	21,244
Larimer .....	39,065,890	5	11.76	938,000	146,826
Las Animas .....	33,313,944	5	18	348,000	81,204
Lincoln .....	13,450,215	5	14.26	179,500	13,305
Logan .....	27,192,950	5	15.57	559,214	182,064
Mesa .....	28,765,960	5	15.71	743,100	203,163
Mineral .....	1,216,375	.....	.....	.....	.....
Moffat .....	5,365,131	5	12.17	72,300	15,585
Montezuma .....	4,539,250	5	16.05	106,500	27,621
Montrose .....	9,319,600	5	19.28	182,150	42,764
Morgan .....	20,942,645	5	14.19	753,500	63,050
Otero .....	25,235,255	5	13.60	596,400	113,256
Ouray .....	3,187,602	4.20	10.94	19,700	2,887
Park .....	7,058,050	3.60	7.43	23,500	5,185
Phillips .....	9,891,695	4.95	12.20	227,700	6,250
Pitkin .....	2,886,575	5	8.52	.....	6,788
Prowers .....	17,719,280	5	11.95	433,600	51,538
Pueblo .....	70,097,332	5	13.31	1,732,200	78,792
Rio Blanco .....	3,107,876	5	12.13	115,000	12,009
Rio Grande .....	8,697,773	5	20.41	249,739	2,059
Routt .....	13,067,170	5	12.23	236,000	48,140
Saguache .....	7,859,952	5	14.20	201,500	50,570
San Juan .....	3,247,994	3.50	9.65	38,000	.....
San Miguel .....	3,438,010	5	14.96	48,085	37,236
Sedgwick .....	9,767,770	4.463	14.669	440,300	8,966
Summit .....	3,632,118	3	8.17	35,000	.....
Teller .....	3,902,050	5	12	.....	6,045
Washington .....	12,274,361	5	17.68	200,700	.....
Weld .....	76,281,290	5	14.58	2,135,900	112,517
Yuma .....	15,411,320	5	14.73	311,096	40,557
Totals .....	\$1,297,562,785	.....	13.15	\$27,862,152	\$ 3,168,205

## FINANCIAL STATISTICS—1934

## MILL LEVIES

## INDEBTEDNESS

COUNTY	Assessed Valuation of District	County General School Fund	Average		Bonded Debt	Outstanding Warrants
			Total School Tax			
Adams	\$ 22,099,050	5	14.19		\$ 434,193	\$ 85,546
Alamosa	7,262,068	5	16.07		310,087	95,385
Arapahoe	17,438,170	5	16.01		596,220	45,439
Archuleta	3,324,597	5	10.28		85,189	5,316
Baca	10,469,700	5	13.43		240,450	81,541
Bent	9,510,800	5	14.13		86,790	39,730
Boulder	33,453,185	5	12.48		325,900	44,304
Chaffee	7,693,230	5	9.1		99,250	8,249
Cheyenne	8,658,745	3.61	15.45		230,500	8,088
Clear Creek	4,271,220	5	11.38		1,000	3,968
Conejos	6,635,256	5	15.96		243,778	118,415
Costilla	3,451,209	5	21.90		129,175	73,144
Crowley	5,563,075	5	16.40		356,000	51,966
Custer	2,207,675	5	12.48		26,000	11,138
Delta	10,184,745	5	20.30		278,900	102,113
Denver	349,125,460	3.17	15.1		8,820,000	444,571
Dolores	1,026,536	5	14.56		12,000	8,449
Douglas	8,134,050	4.27	10.39		28,500	13,629
Eagle	5,860,679	5	12.83		23,500	5,462
Elbert	10,206,326	5	9.88		102,800	31,225
El Paso	52,137,570	4.9	16.81		1,346,000	94,422
Fremont	15,083,216	5	16.16		563,800	60,426
Garfield	12,281,870	5	14.25		370,650	42,042
Gilpin	2,604,258	5	10.47		.....	13,884
Grand	4,935,920	4.2	8.87		28,000	1,702
Gunnison	11,206,685	4.70	10.22		366,000	49,633
Hinsdale	754,972	5	12.25		.....	13,510
Huerfano	10,112,901	5	18.34		41,400	27,099
Jackson	2,291,840	2.30	4.03		.....	.....
Jefferson	20,247,600	5	13.10		427,900	42,256
Kiowa	8,669,083	4.08	11.06		123,800	9,864
Kit Carson	13,122,251	5	14.80		316,700	95,273
Lake	5,697,000	4.50	8.16		.....	.....
La Plata	10,411,080	5	17.28		109,300	32,483
Larimer	35,219,660	5	12.4		897,500	104,055
Las Animas	29,140,695	5	17.60		352,100	140,482
Lincoln	11,016,855	5	15.23		218,900	13,305
Logan	21,946,845	5	16.63		536,450	107,443
Mesa	19,961,907	5	16.71		732,600	154,839
Mineral	1,076,675	3.50	6.83		.....	.....
Moffat	4,779,349	5	12.15		66,800	7,028
Montezuma	3,993,292	5	15.80		104,400	41,064
Montrose	8,253,240	5	20.75		212,400	46,020
Morgan	17,803,695	5	14.30		741,500	55,499
Otero	21,694,294	5	14.14		574,300	85,206
Ouray	2,805,944	5	12.24		19,200	6,376
Park	6,954,930	3.60	7.56		.....	7,723
Phillips	7,682,843	5	13.37		208,000	782
Pitkin	2,485,135	5	8.17		.....	14,338
Prowers	14,985,380	5	12.55		426,800	61,008
Pueblo	58,119,167	5	13.35		1,686,300	49,166
Rio Blanco	3,666,670	5	10.52		115,000	12,294
Rio Grande	7,591,896	5	.....		493,239	85,093
Routt	10,685,090	5	12.30		225,500	37,400
Saguache	6,850,597	5	14.02		175,000	49,256
San Juan	2,769,244	4	10.2		36,000	38
San Miguel	3,105,125	5	15.2		48,085	38,133
Sedgwick	8,099,310	5	16.10		424,800	3,401
Summit	3,332,665	3	8.12		35,000	3,263
Teller	3,635,830	5	12.04		72	728
Washington	10,818,599	5	17.56		170,600	.....
Weld	65,593,410	5	13.81		2,191,300	56,438
Yuma	11,740,460	5	15.44		273,893	6,836
Totals	\$1,098,847,631		13.44		\$27,089,521	\$ 2,947,486

## FINANCIAL STATISTICS—1933

## CURRENT INCOME FOR THE YEAR ENDING JUNE 30, 1933

COUNTY	Cash on Hand at Beginning of Year July 1, 1932	Received by Apportionment (Per Capita)	Received from Special Tax	Received from County General School Fund (Minimum Salary)	Received in State Aid (Minimum Salary)
Adams	\$ 52,833.33	\$ 6,566.28	\$ 169,000.11	\$ 93,616.20	.....
Alamosa	11,717.20	1,239.18	74,754.37	28,178.44	5,163.45
Arapahoe	36,869.77	6,917.62	208,450.43	81,848.07	23,190.33
Archuleta	14,258.26	537.09	22,634.54	17,839.71	.....
Baca	23,878.98	1,935.35	85,798.40	50,789.27	20,683.96
Bent	14,294.35	1,420.53	71,620.29	46,840.73	1,826.57
Boulder	68,703.32	5,643.56	360,781.31	171,951.52	.....
Chaffee	6,110.11	1,223.69	70,466.06	44,598.08	.....
Cheyenne	16,588.82	536.97	85,997.23	19,550.35	.....
Clear Creek	6,200.00	755.44	24,427.09	11,138.80	.....
Conejos	7,905.32	2,286.94	46,291.94	25,436.80	27,483.24
Costilla	10,477.65	1,190.01	19,583.24	15,550.27	3,797.10
Crowley	27,528.85	1,173.76	48,222.08	24,626.63	.....
Custer	2,778.26	318.74	16,518.36	9,891.90	1,772.71
Delta	30,945.37	3,148.60	135,368.33	52,372.68	27,863.38
Denver	201,612.41	47,173.60	3,709,359.37	1,007,764.25	.....
Dolores	5,534.32	188.81	4,202.29	3,305.34	4,520.99
Douglas	15,219.62	356.89	66,338.01	33,057.93	.....
Eagle	41,602.87	751.80	61,251.13	31,633.50	.....
Elbert	40,603.18	642.99	60,417.18	51,770.53	.....
El Paso	60,507.07	8,280.35	675,790.71	239,857.57	.....
Fremont	66,633.97	3,182.71	215,623.68	90,735.00	7,859.50
Growfield	80,166.91	1,128.73	145,259.47	68,355.09	.....
Gilpin	10,397.76	254.59	10,601.65	8,356.87	.....
Grand	2,550.83	460.57	21,942.95	16,862.79	.....
Gunnison	14,793.78	.....	90,178.64	21,550.00	.....
Hinsdale	1,348.82	2,697.57	5,370.18	.....	.....
Huerfano	70,649.65	9,402.11	144,216.31	50,525.33	46,890.97
Jackson	10,183.44	291.84	13,028.18	8,657.64	.....
Jefferson	83,763.91	5,312.89	193,419.47	117,633.61	6,009.95
Kiowa	10,178.14	.....	77,087.76	34,886.53	.....
Kit Carson	58,709.94	4,478.62	119,426.35	53,027.04	9,805.63
Lake	20,272.49	1,188.02	48,780.70	23,475.00	.....
La Plata	10,076.11	1,166.76	135,319.77	56,858.42	18,573.59
Larimer	104,560.68	7,438.60	320,012.00	171,153.82	.....
Las Animas	59,737.67	7,398.46	353,512.42	150,291.39	48,779.59
Lincoln	53,303.18	3,354.62	111,052.05	56,457.76	3,167.68
Logan	104,128.00	6,240.87	247,146.95	119,068.34	3,689.60
Mesa	26,472.24	11,945.10	228,423.08	100,155.27	31,965.99
Mineral	6,920.88	8,088.05	4,296.16	.....	.....
Moffat	22,429.25	875.75	40,006.95	20,162.68	11,876.60
Montezuma	15,001.10	1,853.96	35,398.68	13,081.79	29,999.42
Montrose	21,230.80	5,664.65	96,583.58	49,639.08	13,822.17
Morgan	33,931.96	3,753.08	169,927.12	92,364.57	2,131.05
Otero	35,896.99	4,506.18	225,683.97	107,937.35	2,014.73
Ouray	6,692.74	247.75	19,124.53	14,109.00	.....
Park	7,960.05	.....	25,439.61	23,006.31	.....
Phillips	50,668.77	1,063.54	54,226.40	40,641.52	2,588.95
Pitkin	8,912.70	6,758.50	10,448.35	11,833.40	.....
Prowers	8,956.06	2,617.38	122,651.79	72,042.35	3,879.30
Pueblo	101,881.34	12,023.88	711,050.33	304,663.19	.....
Rio Blanco	10,779.09	360.04	25,894.97	18,802.02	.....
Rio Grande	45,438.93	1,701.68	68,685.34	28,818.39	1,756.14
Routt	57,869.02	1,655.20	107,014.71	41,561.04	2,573.40
Saguache	47,192.31	871.98	60,937.40	37,775.00	.....
San Juan	20,311.62	110.73	10,134.13	8,132.24	.....
San Miguel	10,681.83	11,303.27	17,149.25	.....	.....
Sedgwick	19,894.15	1,062.71	70,121.21	36,724.43	558.58
Summit	15,854.22	102.40	9,976.86	7,685.86	.....
Teller	9,212.02	637.93	32,988.96	13,228.99	1,888.02
Washington	76,859.16	1,774.01	114,885.15	41,896.73	20,994.66
Weld	169,180.97	11,716.45	804,005.71	331,580.06	14,651.50
Yuma	64,403.37	1,359.60	128,010.29	73,682.00	19,919.00
Totals	\$2,352,465.91	\$ 238,388.98	\$11,462,315.53	\$4,599,027.47	\$ 421,697.69

## FINANCIAL STATISTICS—1934

## CURRENT INCOME FOR THE YEAR ENDING JUNE 30, 1934

COUNTY	Cash on Hand at Beginning of Year July 1, 1933	Received by Apportionment (Per Capita)	Received from Special Tax	Received from County General School Fund (Minimum Salary)	Received in State Aid (Minimum Salary)
Adams	\$ 49,551.49	\$ 896.10	\$ 189,696.67	\$ 116,800.49	\$ 3,531.85
Alamosa	11,598.17	741.12	58,381.19	23,473.47	7,221.64
Arapahoe	28,154.14	1,416.99	209,839.39	84,117.06	25,963.85
Archuleta	17,177.52	159.90	10,051.31	8,332.50	479.68
Baca	37,973.04	408.62	80,925.65	50,132.39	26,061.46
Bent	9,897.75	210.37	81,338.48	50,274.94	1,771.51
Boulder	51,660.93	3,561.08	381,828.22	172,565.73	70.96
Chaffee	23,494.19	237.65	54,364.36	25,355.65	.....
Cheyenne	32,277.29	71.47	92,138.03	28,234.47	157.73
Clear Creek	5,090.78	242.44	31,481.38	16,423.60	.....
Conejos	16,763.26	471.84	33,800.24	15,970.00	20,168.00
Costilla	5,257.63	266.75	9,498.59	13,135.34	6,475.64
Crowley	22,983.19	212.36	39,659.58	18,959.68	3,103.10
Custer	3,058.47	.....	12,746.32	10,109.69	1,773.52
Delta	28,866.22	1,346.65	103,107.96	36,667.67	26,919.18
Denver	115,477.40	10,563.05	3,462,085.32	1,085,442.61	.....
Dolores	2,153.35	44.28	5,938.82	5,954.85	3,896.93
Douglas	20,431.23	332.12	42,741.27	26,355.42	.....
Eagle	48,046.04	848.00	33,860.90	22,809.25	.....
Elbert	42,277.87	.....	60,115.26	51,521.60	1,456.30
El Paso	58,612.95	2,717.66	631,831.86	247,379.47	.....
Fremont	58,489.87	683.48	176,966.86	81,556.37	15,856.26
Garfield	48,743.94	991.78	92,442.15	51,684.76	.....
Gilpin	10,406.37	50.91	10,294.42	6,790.63	.....
Grand	1,534.81	2,778.42	22,061.96	20,513.31	.....
Gunnison	14,434.67	.....	60,982.27	29,996.56	.....
Hinsdale	1,594.18	3,477.94	1,223.82	.....	.....
Huerfano	89,088.67	781.73	99,183.93	37,080.46	40,958.55
Jackson	10,229.02	35.47	10,060.98	8,743.17	.....
Jefferson	71,879.78	785.44	197,685.43	109,794.17	16,093.76
Kiowa	14,565.00	.....	49,074.07	27,203.89	.....
Kit Carson	43,591.75	12,106.94	132,597.23	49,484.87	14,025.22
Lake	21,881.38	.....	38,130.46	20,737.50	.....
La Plata	16,754.71	766.02	103,050.22	40,489.70	23,328.54
Larimer	82,342.88	4,524.38	346,267.36	174,106.29	1,099.79
Las Animas	77,000.76	4,933.32	306,353.71	135,367.70	56,073.68
Lincoln	38,762.37	171.97	101,038.48	50,712.93	7,282.62
Logan	92,700.36	832.34	261,229.41	127,050.63	10,370.07
Mesa	65,242.70	12,057.01	221,250.55	94,396.96	41,008.92
Mineral	8,333.91	4,669.90	2,381.99	.....	.....
Moffat	23,391.56	113.77	41,804.67	23,994.12	12,716.18
Montezuma	11,577.02	330.33	40,228.78	14,451.62	31,010.07
Montrose	40,510.00	518.59	80,575.60	34,050.33	14,817.16
Morgan	40,640.29	783.42	213,476.91	101,520.74	10,374.64
Otero	42,391.43	2,029.95	212,500.31	120,112.51	273.54
Ouray	8,344.06	44.11	12,177.03	12,675.00	.....
Park	6,304.64	.....	27,849.74	23,815.00	.....
Phillips	46,459.94	198.99	55,742.16	42,943.06	1,232.37
Pitkin	10,148.47	3,346.14	7,204.11	8,552.60	.....
Prowers	10,946.18	.....	129,777.40	73,187.86	6,958.78
Pueblo	122,897.50	3,320.64	642,819.54	279,964.92	2,791.27
Rio Blanco	14,335.04	.....	27,788.33	20,380.98	683.83
Rio Grande	29,090.29	186.36	83,804.79	30,081.95	6,397.66
Routt	33,051.33	173.95	104,659.12	65,744.68	2,665.11
Saguache	30,757.06	386.45	37,129.05	37,800.00	.....
San Juan	11,869.92	25.07	7,693.66	7,141.57	.....
San Miguel	6,116.06	12,383.89	23,987.42	.....	5,996.52
Sedgwick	17,729.03	214.84	67,895.80	38,544.53	203.37
Summit	13,794.81	1,180.86	11,322.57	7,867.48	.....
Teller	7,510.58	135.02	66,417.16	24,660.26	3,190.28
Washington	75,922.28	574.54	117,726.67	56,348.43	23,343.21
Weld	266,028.13	1,943.36	748,388.03	329,854.25	44,212.43
Yuma	58,761.72	1,347.10	140,078.80	66,443.16	27,479.00
Totals	\$2,326,957.37	\$ 103,632.88	\$10,758,753.75	\$4,596,088.83	\$ 549,494.18

## FINANCIAL STATISTICS—1933

## CURRENT INCOME FOR THE YEAR ENDING JUNE 30, 1933

COUNTY	Received in Federal Aid (Smith- Hughes)	Received in Tuition from Other Districts	Received in Tuition from Individuals	Received from Other Sources	Total Current Receipts Plus Amount on Hand at Beginning of Year
Adams	\$ 735.00	\$ 8,770.61	\$ 30.00	\$ 3,500.01	\$ 335,051.54
Alamosa		4,229.86	85.50	5,966.61	131,334.61
Arapahoe	450.00	11,301.75	223.43	3,722.95	372,974.35
Archuleta		593.00		694.76	56,607.36
Baca				8,946.55	192,032.45
Bent		83.27		2,185.99	138,271.73
Boulder	1,000.00	11,676.50	1,274.09	17,079.92	638,110.22
Chaffee		1,670.00		3,637.17	127,705.11
Cheyenne	493.03				127,603.40
Clear Creek	1,388.05	498.19		609.59	45,017.16
Conejos		596.21	29.00	181.80	111,599.97
Costilla					50,598.27
Crowley		480.00		7,143.70	109,175.02
Custer		86.20		120.00	31,486.17
Delta		8,944.40	175.10	6,884.26	265,702.12
Denver	22,635.07	748.80	6,302.88	71,903.17	5,067,499.55
Dolores				819.57	18,571.32
Douglas		38.74			115,011.19
Eagle				590.34	135,829.64
Elbert		2,546.54		7,963.81	163,944.23
El Paso	45.00	14,495.18	962.52	37,470.77	1,037,409.17
Fremont	2,019.17	3,513.86	1,933.51	16,434.45	407,935.85
Garfield				8,004.28	302,914.48
Gilpin				2,119.67	31,730.54
Grand					41,817.14
Gunnison				5,264.07	131,786.49
Hinsdale		48.00			9,464.57
Huerfano	900.00	2,368.05	10.00	6,322.47	331,284.89
Jackson				1,200.00	33,661.10
Jefferson	1,102.08	16,167.58	220.00	3,055.68	426,685.17
Kiowa		1,372.70		968.24	124,493.37
Kit Carson	1,292.12	8,363.84	103.50	6,041.57	261,248.61
Lake				30.00	93,746.21
La Plata	1,939.10	4,955.94		5,980.72	234,870.41
Larimer	3,901.39	13,842.97	1,235.81	41,100.41	663,245.68
Las Animas		18,113.64	1,087.10	10,846.00	649,766.27
Lincoln	2,531.58	4,327.63	30.00	3,653.83	237,878.33
Logan	7,127.17			34,391.13	521,792.06
Mesa	1,499.86	8,441.20		2,861.18	411,763.92
Mineral					19,305.09
Moffat	405.00	975.00		15,521.26	112,252.49
Montezuma					95,334.95
Montrose				21,295.81	208,236.09
Morgan	3,797.79	4,970.34	137.50	14,016.46	325,029.87
Otero	5,639.43	9,750.82	12.00	22,007.53	413,449.00
Ouray		98.00		3,694.81	43,957.83
Park				627.05	57,033.02
Phillips	1,187.50	529.51	19.00	4,298.40	155,223.59
Pitkin				1,079.09	39,032.04
Prowers	4,530.10	1,196.10	521.64	53,724.40	270,119.12
Pueblo	7,150.13	7,179.64	1,303.50	17,366.18	1,162,618.19
Rio Blanco				1,642.50	57,478.62
Rio Grande	2,035.00	2,772.78		8,328.30	159,536.56
Routt	2,074.68	6,587.70		3,641.15	222,976.90
Saguache	1,960.00			6,581.96	155,318.65
San Juan				17.33	38,706.55
San Miguel		371.24		12,119.08	51,624.67
Sedgwick		54.00	55.00	1,721.43	130,101.51
Summit				13,473.39	47,092.73
Teller					57,955.92
Washington	1,117.50			13,079.93	270,607.14
Weld	3,247.86	15,206.88	1,592.60	19,143.31	1,370,325.34
Yuma	4,455.76	402.70	156.68	14,487.75	306,877.15
Totals	\$ 92,485.09	\$ 198,369.37	\$ 17,500.36	\$ 575,562.29	\$ 19,957,812.69



## FINANCIAL STATISTICS—1934

## CURRENT INCOME FOR THE YEAR ENDING JUNE 30, 1934

COUNTY	Received in Federal Aid (Smith- Hughes)	Received in Tuition from Other Districts	Received in Tuition from Individuals	Received from Other Sources	Total Current Receipts Plus Amount on Hand at Beginning of Year
Adams .....		\$ 13,880.40	\$ 17.00	\$ 3,640.08	\$ 378,014.08
Alamosa .....		1,902.41	464.32	5,470.51	109,252.83
Arapahoe .....		10,444.87	241.13	14,969.30	375,146.73
Archuleta .....		607.12	6.96	577.49	37,392.48
Baca .....		400.00	335.96	5,641.97	201,879.09
Bent .....	\$ 40.00	39.00		73.78	143,645.83
Boulder .....	1,000.00	10,514.25	1,415.17	18,407.04	641,023.38
Chaffee .....	1,325.00	3,268.75	152.50	222.40	108,418.50
Cheyenne .....	1,667.13	135.00	76.98	5,242.96	160,001.06
Clear Creek .....		1,313.81	15.00	807.04	55,374.05
Conejos .....	523.75	1,038.00	12.50	132.50	88,880.09
Costilla .....				3,850.78	38,534.73
Crowley .....	1,100.14	60.00	37.50	1,700.32	87,815.87
Custer .....					27,688.00
Delta .....	6,484.27	12,073.97	435.15	7,862.18	223,763.25
Denver .....	25,828.41	1,180.48	4,602.23	76,272.65	4,781,452.15
Dolores .....					17,988.23
Douglas .....	1,515.54	126.00		2,235.47	93,917.05
Eagle .....				520.51	106,084.70
Elbert .....		120.00	239.20	241.08	155,971.31
El Paso .....		13,594.97	629.00	42,226.15	996,992.06
Fremont .....	1,284.16	6,698.64	1,104.30	6,595.71	349,235.65
Garfield .....				1,863.89	195,726.52
Gilpin .....				1,270.17	28,812.50
Grand .....			5.00	716.02	47,609.52
Gunnison .....		1,128.16		500.00	107,041.66
Hinsdale .....				61.52	6,357.46
Huerfano .....	900.00	300.00	387.00	3,644.93	272,325.27
Jackson .....		60.00	80.00	1,398.98	30,607.62
Jefferson .....	2,590.61	5,958.27	500.00	8,779.78	414,067.24
Kiowa .....		1,198.72	34.59	776.54	92,852.81
Kit Carson .....	626.39	6,845.79	190.75	3,079.42	262,548.36
Lake .....				10.00	80,759.34
La Plata .....	148.26	6,915.45		4,774.02	196,226.92
Larimer .....	2,447.62	15,042.65	1,574.78	4,466.84	631,872.59
Las Animas .....		16,684.19	284.65	11,293.53	607,991.54
Lincoln .....	1,265.63	1,636.11	78.00	9,020.00	209,963.11
Logan .....	1,757.75	2,770.07	858.00	17,180.74	514,749.37
Mesa .....	2,664.29	8,107.12	81.00	7,735.58	452,544.13
Mineral .....				145.55	15,531.35
Moffat .....	300.00	1,041.00		2,889.79	106,251.09
Montezuma .....			970.05	441.38	99,009.25
Montrose .....				7,870.82	178,342.50
Morgan .....	4,833.85	5,751.46	140.00	9,746.57	387,267.88
Otero .....	1,703.04	9,341.35		13,392.45	401,744.58
Ouray .....				603.91	33,844.11
Park .....				558.68	58,528.06
Phillips .....	1,265.00	984.71	59.00	6,859.99	155,745.22
Pitkin .....				143.53	29,394.85
Prowers .....	1,297.73	1,933.22	270.00	32,296.97	256,668.14
Pueblo .....	6,290.30	5,052.21	1,159.88	7,923.24	1,072,219.50
Rio Blanco .....	1,541.64			785.81	65,515.63
Rio Grande .....	1,635.41	2,000.60	47.00	6,011.36	159,255.42
Routt .....	132.19	3,866.23	200.00	10,733.37	221,225.98
Saguache .....	600.00		132.00	7,305.82	114,110.38
San Juan .....				80.32	26,810.54
San Miguel .....					48,483.89
Sedgwick .....		110.00	45.00	3,746.13	128,488.70
Summit .....				10,672.95	44,838.67
Teller .....					101,913.30
Washington .....	8,812.06			6,077.83	288,805.02
Weld .....	1,550.13	9,526.14	992.22	9,064.40	1,411,559.08
Yuma .....	1,066.48	202.82	184.41	11,459.10	307,022.59
Totals .....	\$ 84,196.78	\$ 183,853.94	\$ 18,058.23	\$ 422,071.85	\$ 19,043,107.81

FINANCIAL STATISTICS—1933  
CAPITAL AND DEBT SERVICE FUNDS

COUNTY	Received from Sale of Bonds	Received from Taxes for Interest and Redemption of Bonds	Total Capital and Debt Service Receipts
Adams		\$ 42,234.71	\$ 42,234.71
Alamosa	\$ 12,825.83	21,129.56	33,955.39
Arapahoe		44,222.73	44,222.73
Archuleta		6,397.90	6,397.90
Baca		11,790.79	11,790.79
Bent		11,347.55	11,347.55
Boulder		70,319.77	70,319.77
Chaffee		15,457.04	15,457.04
Cheyenne		20,314.93	20,314.93
Clear Creek		60.24	60.24
Conejos		15,954.44	15,954.44
Costilla		6,539.38	6,539.38
Crowley		15,757.53	15,757.53
Custer		1,850.73	1,850.73
Delta	3,929.27	35,495.69	39,424.96
Denver		628,861.62	628,861.62
Dolores			
Douglas		2,282.18	2,282.18
Eagle		2,892.88	2,892.88
Elbert		14,334.52	14,334.52
El Paso		182,826.72	182,826.72
Fremont		31,986.35	31,986.35
Garfield		32,288.33	32,288.33
Gilpin			
Grand		4,273.44	4,273.44
Gunnison	12,573.59	16,803.90	29,377.49
Hinsdale			
Huerfano	4,331.60	3,702.34	8,033.94
Jackson		1,013.48	1,013.48
Jefferson	1,880.00	58,459.09	60,339.09
Kiowa			
Kit Carson		31,530.37	31,530.37
Lake			
La Plata		41,651.52	41,651.52
Larimer		102,059.76	102,059.76
Las Animas		38,584.71	38,584.71
Lincoln		5,083.97	5,083.97
Logan		35,775.27	35,775.27
Mesa	21.72	38,967.90	38,989.62
Mineral			
Moffat		6,868.00	6,868.00
Montezuma		5,078.25	5,078.25
Montrose		26,544.03	26,544.03
Morgan		35,182.50	35,182.50
Otero		46,267.08	46,267.08
Ouray		1,893.70	1,893.70
Park		1,240.47	1,240.47
Phillips		20,624.49	20,624.49
Pitkin			
Prowers		47,363.77	47,363.77
Pueblo		111,247.17	111,247.17
Rio Blanco		6,205.22	6,205.22
Rio Grande		27,867.71	27,867.71
Routt	20,745.64	24,509.07	45,254.71
Saguache		10,952.76	10,952.76
San Juan		4,774.82	4,774.82
San Miguel		1,800.00	1,800.00
Sedgwick		29,534.71	29,534.71
Summit		1,979.39	1,979.39
Teller			
Washington		12,763.52	12,763.52
Weld	7,374.00	230,510.35	237,884.35
Yuma		28,064.97	28,064.97
Totals	\$ 63,681.65	\$ 2,273,523.32	\$ 2,337,204.97

FINANCIAL STATISTICS—1934  
 CAPITAL AND DEBT SERVICE FUNDS

COUNTY	Received from Sale of Bonds	Received from Taxes for Interest and Redemption of Bonds	Total Capital and Debt Service Receipts
Adams .....	\$ 4,490.48	\$ 47,458.01	\$ 51,948.49
Alamosa .....	1,862.33	21,900.99	23,763.32
Arapahoe .....	.....	39,358.34	39,358.34
Archuleta .....	.....	4,593.60	4,593.60
Baca .....	1,200.00	15,737.30	16,937.30
Bent .....	5,510.12	13,134.51	18,644.63
Boulder .....	.....	59,960.05	59,960.05
Chaffee .....	.....	8,095.22	8,095.22
Cheyenne .....	7,753.34	16,397.53	24,150.87
Clear Creek .....	.....	163.94	163.94
Conejos .....	.....	11,592.28	11,592.28
Costilla .....	.....	6,456.83	6,456.83
Crowley .....	.....	16,015.86	16,015.86
Custer .....	.....	1,585.65	1,585.65
Delta .....	150.56	27,697.68	27,848.24
Denver .....	.....	737,946.45	737,946.45
Dolores .....	.....	928.75	928.75
Douglas .....	.....	1,784.09	1,784.09
Eagle .....	.....	1,345.72	1,345.72
Elbert .....	.....	13,968.13	13,968.13
El Paso .....	.....	197,814.35	197,814.35
Fremont .....	.....	25,173.43	25,173.43
Garfield .....	100.00	28,096.13	28,196.13
Gilpin .....	.....	.....	.....
Grand .....	.....	5,066.05	5,066.05
Gunnison .....	.....	24,673.96	24,673.96
Hinsdale .....	.....	.....	.....
Huerfano .....	33,496.71	6,661.91	40,158.62
Jackson .....	.....	.....	.....
Jefferson .....	.....	68,647.83	68,647.83
Kiowa .....	.....	10,868.62	10,868.62
Kit Carson .....	271.92	35,238.67	35,510.59
Lake .....	.....	.....	.....
La Plata .....	.....	23,809.99	23,809.99
Larimer .....	.....	85,644.46	85,644.46
Las Animas .....	.....	30,499.48	30,499.48
Lincoln .....	.....	22,732.68	22,732.68
Logan .....	.....	61,040.25	61,040.25
Mesa .....	.....	61,023.68	61,023.68
Mineral .....	.....	.....	.....
Moffat .....	.....	8,233.44	8,233.44
Montezuma .....	.....	7,965.60	7,965.60
Montrose .....	.....	26,412.67	26,412.67
Morgan .....	.....	51,522.76	51,522.76
Otero .....	.....	47,376.08	47,376.08
Ouray .....	.....	744.92	744.92
Park .....	.....	.....	.....
Phillips .....	.....	24,001.67	24,001.67
Pitkin .....	.....	.....	.....
Prowers .....	.....	40,974.69	40,974.69
Pueblo .....	.....	102,119.48	102,119.48
Rio Blanco .....	.....	7,204.81	7,204.81
Rio Grande .....	.....	35,311.11	35,311.11
Routt .....	.....	25,292.48	25,292.48
Saguache .....	.....	8,929.46	8,929.46
San Juan .....	.....	3,732.94	3,732.94
San Miguel .....	.....	3,432.78	3,432.78
Sedgwick .....	.....	35,831.06	35,831.06
Summit .....	.....	1,657.01	1,657.01
Teller .....	.....	.....	.....
Washington .....	.....	12,974.23	12,974.23
Weld .....	.....	281,363.53	281,363.53
Yuma .....	6,044.21	43,975.09	50,019.30
Totals .....	\$ 60,879.67	\$2,502,168.23	\$2,563,047.90

## FINANCIAL STATISTICS—1933

## DISBURSEMENTS

## GENERAL CONTROL

COUNTY	Expenses of Board	Salary of Secretary	Other General Control	Total General Control
Adams .....	\$ 273.34	\$ 3,552.40	\$ 1,609.03	\$ 5,434.77
Alamosa .....	43.48	575.00	6,948.63	7,567.11
Arapahoe .....	209.79	1,154.90	4,295.74	5,660.43
Archuleta .....	272.63	892.31	1,209.42	2,101.73
Baca .....	272.63	1,442.75	369.71	2,085.09
Bent .....	4,108.50	951.00	.....	5,059.50
Boulder .....	4,608.22	3,392.07	7,666.88	15,667.17
Chaffee .....	163.74	2,546.50	529.66	3,239.90
Cheyenne .....	202.80	850.00	90.68	1,143.48
Clear Creek .....	167.90	641.95	30.50	840.35
Conejos .....	.....	1,116.00	12,059.28	13,175.28
Costilla .....	.....	600.00	602.16	1,202.16
Crowley .....	409.14	609.26	29.75	1,048.15
Custer .....	14.22	197.00	5.00	216.22
Delta .....	255.80	1,544.00	3,390.54	5,190.34
Denver .....	6,388.78	3,749.97	145,990.05	156,128.80
Dolores .....	139.81	169.01	.....	308.82
Douglas .....	82.50	687.64	98.17	868.31
Eagle .....	267.40	592.25	57.58	917.23
Elbert .....	.....	.....	.....	.....
El Paso .....	486.76	5,360.87	15,492.40	21,340.03
Fremont .....	209.53	3,121.50	8,065.64	11,396.67
Garfield .....	122.08	977.00	3,770.79	4,869.87
Gilpin .....	7.55	326.50	.....	334.05
Grand .....	30.24	339.00	10.80	380.04
Gunnison .....	150.00	756.00	4,837.52	5,743.52
Hinsdale .....	18.75	65.00	.....	83.75
Huerfano .....	843.52	1,523.75	2,481.73	4,849.00
Jackson .....	52.89	180.00	215.75	448.64
Jefferson .....	380.95	1,930.75	727.27	3,038.97
Kiowa .....	76.28	1,092.50	2,630.75	3,799.53
Kit Carson .....	193.35	1,969.25	333.42	2,496.02
Lake .....	19.20	1,280.00	3,427.12	4,726.32
La Plata .....	2.90	1,533.46	711.36	2,297.72
Larimer .....	354.23	5,581.23	10,057.95	15,993.41
Las Animas .....	965.22	8,783.10	12,693.79	22,442.11
Lincoln .....	795.46	1,931.00	282.19	3,008.65
Logan .....	140.76	4,058.27	1,236.86	5,435.89
Mesa .....	1,050.82	2,940.10	6,186.68	10,177.60
Mineral .....	49.50	241.00	.....	290.50
Moffat .....	92.00	521.00	408.00	1,021.00
Montezuma .....	1,529.99	635.00	630.00	2,794.99
Montrose .....	374.84	1,509.00	2,105.78	3,989.62
Morgan .....	847.61	3,259.66	4,414.04	8,521.31
Otero .....	1,441.48	2,204.00	5,106.51	8,751.99
Ouray .....	225.72	271.25	.....	496.97
Park .....	104.85	695.00	125.86	925.71
Phillips .....	.....	827.14	2,811.39	3,638.53
Pitkin .....	15.00	293.65	.....	308.65
Prowers .....	682.89	1,864.65	5,699.74	8,247.28
Pueblo .....	15,935.28	8,174.50	7,792.50	31,902.28
Rio Blanco .....	4.50	295.00	1,149.28	1,448.78
Rio Grande .....	10.88	650.38	7,276.81	7,938.07
Routt .....	81.71	675.95	2,660.05	3,417.71
Saguache .....	122.00	832.00	368.77	1,322.77
San Juan .....	385.24	300.00	91.10	776.34
San Miguel .....	.....	905.00	.....	905.00
Sedgwick .....	338.08	440.50	3,726.98	4,505.56
Summit .....	100.00	325.00	500.04	925.04
Teller .....	260.39	235.00	.....	495.39
Washington .....	496.29	1,684.30	.....	2,180.59
Weld .....	2,294.96	8,594.31	35,587.60	46,476.87
Yuma .....	74.50	2,045.00	201.37	2,320.87
Totals .....	\$ 48,976.25	\$106,541.58	\$338,800.62	\$494,318.45

## FINANCIAL STATISTICS—1934

## DISBURSEMENTS

## GENERAL CONTROL

COUNTY	Expenses of Board	Salary of Secretary	Other General Control	Total General Control
Adams .....	\$ 519.18	\$ 3,529.91	\$ 216.61	\$ 4,265.70
Alamosa .....	124.34	575.00	150.50	849.84
Arapahoe .....	510.56	1,521.80	5,125.45	7,157.81
Archuleta .....	63.98	871.20	630.68	1,565.86
Baca .....	597.56	1,319.94	.....	1,917.50
Bent .....	2,694.18	1,440.50	523.17	4,657.85
Boulder .....	4,849.99	3,420.60	10,120.96	18,391.55
Chaffee .....	53.33	1,279.60	1,320.92	2,653.85
Cheyenne .....	286.13	1,244.66	208.26	1,739.05
Clear Creek .....	220.72	520.00	37.10	777.82
Conejos .....	134.79	1,100.00	314.12	1,548.91
Costilla .....	5.00	635.00	15.70	655.70
Crowley .....	321.25	771.72	2,005.35	3,098.82
Custer .....	44.54	233.00	6.16	283.70
Delta .....	157.92	594.18	9,443.85	10,195.95
Denver .....	7,124.51	3,295.80	117,662.77	128,083.08
Dolores .....	35.72	187.90	.....	223.62
Douglas .....	164.81	653.00	335.78	1,153.59
Eagle .....	245.92	471.74	225.73	1,043.39
Elbert .....	161.80	1,639.85	241.37	2,043.02
El Paso .....	653.19	4,938.78	21,692.64	27,284.61
Fremont .....	366.85	6,285.00	3,406.67	10,058.52
Garfield .....	103.29	1,431.00	5,843.20	7,377.49
Gilpin .....	16.00	315.00	84.35	415.35
Grand .....	38.61	312.08	57.37	408.06
Gunnison .....	141.50	752.00	2,931.34	3,824.84
Hinsdale .....	2.30	45.00	.....	47.30
Huerfano .....	3,150.72	2,247.81	718.84	6,117.37
Jackson .....	15.00	240.00	.....	255.00
Jefferson .....	805.97	2,116.83	338.81	3,261.61
Kiowa .....	181.32	1,048.00	679.99	1,909.31
Kit Carson .....	544.00	1,811.39	3,566.46	5,921.85
Lake .....	.....	1,156.00	2,364.14	3,520.14
La Plata .....	226.86	1,815.70	704.02	2,746.58
Larimer .....	389.28	4,693.58	7,849.67	12,932.53
Las Animas .....	578.15	6,881.10	6,827.56	14,286.81
Lincoln .....	236.94	1,871.50	1,174.49	3,282.93
Logan .....	480.60	3,596.45	4,714.14	8,791.19
Mesa .....	2,062.32	3,128.50	4,990.71	10,181.53
Mineral .....	10.00	233.00	.....	243.00
Moffat .....	115.17	558.00	385.89	1,059.06
Montezuma .....	229.97	393.50	1,758.10	2,381.57
Montrose .....	146.65	1,355.00	1,701.81	3,203.46
Morgan .....	223.01	3,211.00	10,534.07	13,968.08
Otero .....	341.94	1,704.00	15,307.79	17,353.73
Ouray .....	165.27	160.50	2.50	328.27
Park .....	176.40	673.20	85.72	935.32
Phillips .....	79.73	802.50	912.40	1,794.63
Pitkin .....	23.82	294.65	142.79	461.26
Prowers .....	646.41	1,392.50	4,512.48	6,551.39
Pueblo .....	12,437.15	7,584.28	7,227.64	27,249.07
Rio Blanco .....	45.00	157.00	253.05	455.05
Rio Grande .....	14.46	315.00	7,655.70	7,985.16
Routt .....	270.25	1,230.30	2,362.63	3,863.18
Saguache .....	177.04	832.00	506.33	1,515.37
San Juan .....	18.56	325.00	49.45	393.01
San Miguel .....	41.57	643.50	195.09	880.16
Sedgwick .....	89.55	390.50	3,055.69	3,535.74
Summit .....	39.92	375.00	166.46	581.38
Teller .....	403.06	341.00	149.22	893.28
Washington .....	440.14	1,522.40	2,871.50	4,834.04
Weld .....	2,057.60	7,478.41	26,625.92	36,161.93
Yuma .....	468.44	2,083.80	2,352.49	4,904.73
Totals .....	\$ 47,070.24	\$ 104,047.16	\$ 305,344.10	\$ 456,461.50

## FINANCIAL STATISTICS—1933

## DISBURSEMENTS

## INSTRUCTION

COUNTY	Salaries of Teachers	Textbooks	Instructional Supplies	Other Expenses of Instruction	Total Instruction
Adams .....	\$ 219,558.66	\$ 4,612.38	\$ 4,800.13	\$ 12,348.15	\$ 241,319.32
Alamosa .....	87,198.62	757.58	3,236.17	5,424.32	96,616.69
Arapahoe .....	217,676.15	3,487.91	2,822.61	8,505.32	232,491.99
Archuleta .....	32,339.73	918.21	.....	494.00	33,807.94
Baca .....	129,256.52	886.57	1,564.66	2,602.63	134,310.38
Bent .....	90,176.48	761.68	2,599.66	646.17	94,183.99
Boulder .....	411,503.33	2,625.86	5,483.44	24,111.81	443,724.44
Chaffee .....	79,088.22	808.31	1,712.76	3,458.50	85,067.79
Cheyenne .....	62,751.14	599.71	659.91	224.38	64,235.14
Clear Creek.....	30,854.43	709.36	518.68	.....	32,082.47
Conejos .....	71,387.77	386.71	426.91	803.09	73,004.48
Costilla .....	32,333.00	763.71	1,159.43	948.22	35,204.36
Crowley .....	63,281.48	1,187.48	1,178.61	27.98	65,675.55
Custer .....	22,422.21	118.91	186.58	156.08	22,883.78
Delta .....	168,409.74	2,899.27	2,128.42	1,663.20	175,100.63
Denver .....	3,719,210.23	9,510.65	61,572.13	113,745.21	3,904,038.22
Dolores .....	14,823.74	80.45	.....	.....	14,904.19
Douglas .....	58,562.39	656.82	727.12	1,101.31	61,047.64
Eagle .....	61,244.70	1,414.79	1,293.79	4,389.42	68,342.70
Elbert .....	88,108.24	.....	.....	4,036.98	92,145.22
El Paso .....	706,423.31	9,606.81	11,736.65	26,045.16	753,811.93
Fremont .....	221,995.17	4,677.24	4,493.57	11,350.04	242,516.02
Garfield .....	129,388.59	2,126.48	2,377.41	2,365.07	136,257.55
Gilpin .....	14,715.77	520.23	182.24	514.72	15,932.96
Grand .....	32,620.75	971.95	139.08	.....	33,731.78
Gunnison .....	73,543.14	717.87	1,294.59	2,372.95	77,928.55
Hinsdale .....	6,465.00	94.80	14.85	.....	6,574.65
Huerfano .....	169,321.23	1,596.62	1,819.25	1,985.05	174,722.15
Jackson .....	15,779.55	875.50	305.11	186.03	17,146.19
Jefferson .....	239,231.58	4,833.80	2,485.59	12,939.20	259,490.17
Kiowa .....	53,344.75	2,048.39	1,678.18	2,582.35	59,653.67
Kit Carson .....	136,619.00	3,170.36	2,262.64	10,374.73	152,426.73
Lake .....	51,120.00	.....	2,688.57	.....	53,808.57
La Plata .....	142,918.27	2,523.90	5,367.42	6,055.31	156,864.90
Larimer .....	395,961.02	3,426.58	12,302.61	4,491.54	416,181.75
Las Animas .....	412,664.47	5,008.69	5,011.10	22,608.56	445,292.82
Lincoln .....	117,217.47	2,567.02	94.89	3,746.50	123,625.88
Logan .....	272,117.70	4,072.56	6,610.89	3,220.07	286,021.22
Mesa .....	267,611.51	6,007.68	3,692.88	19,373.45	296,685.52
Mineral .....	8,562.03	86.81	137.85	48.00	8,834.69
Moffat .....	51,644.00	169.00	1,509.00	7.00	53,329.00
Montezuma .....	64,280.88	.....	.....	.....	64,280.88
Montrose .....	114,550.66	1,638.38	2,490.96	1,631.79	120,311.79
Morgan .....	194,091.74	3,714.84	3,345.10	5,858.01	207,009.69
Otero .....	280,502.68	5,085.46	5,102.50	2,363.36	293,054.00
Ouray .....	22,417.00	201.37	570.80	97.75	23,286.92
Park .....	33,433.00	566.18	2,204.20	510.18	36,713.56
Phillips .....	75,899.66	1,194.63	1,682.43	617.71	79,394.43
Pitkin .....	17,502.40	275.21	334.68	15.59	18,127.88
Prowers .....	194,798.02	1,704.50	3,035.03	4,995.51	204,533.06
Pueblo .....	703,693.77	8,738.41	19,331.84	23,698.46	755,462.48
Rio Blanco .....	38,224.60	124.19	719.23	20.45	39,088.47
Rio Grande.....	119,135.46	754.21	3,481.63	5,241.69	128,612.99
Routt .....	119,744.83	2,456.34	2,182.56	7,283.54	131,667.27
Saguache .....	68,699.64	372.79	1,571.78	1,025.42	71,669.63
San Juan .....	14,636.88	.....	.....	.....	14,636.88
San Miguel .....	27,194.24	179.18	340.36	.....	27,713.78
Sedgwick .....	74,211.11	1,463.79	2,547.63	1,217.52	79,440.05
Summit .....	14,540.00	486.08	235.72	173.50	15,435.30
Teller .....	38,246.57	870.97	251.51	400.00	39,769.05
Washington .....	139,827.27	1,702.78	1,153.93	1,783.72	144,467.70
Weld .....	725,085.12	8,287.75	27,108.61	18,624.17	779,105.65
Yuma .....	181,577.95	2,584.27	1,509.70	2,232.81	187,904.73
Totals .....	\$12,441,800.57	\$130,689.98	\$237,475.58	\$392,743.68	\$13,202,709.81

## FINANCIAL STATISTICS—1934

## DISBURSEMENTS

## INSTRUCTION

COUNTY	Salaries of Teachers	Textbooks	Instructional Supplies	Other Expenses of Instruction	Total Instruction
Adams .....	\$ 201,206.71	\$ 2,330.67	\$ 5,713.56	\$ 11,630.73	\$ 220,881.67
Alamosa .....	72,908.54	3,473.67	801.55	2,271.27	79,455.03
Arapahoe .....	197,520.26	4,530.37	5,950.36	7,986.36	215,987.35
Archuleta .....	22,382.39	860.69	530.37	5,518.32	29,291.77
Baca .....	104,086.70	456.42	1,586.73	.....	106,129.85
Bent .....	77,408.68	772.70	1,388.09	198.25	79,767.72
Boulder .....	353,790.30	2,737.28	6,730.09	18,207.48	381,465.15
Chaffee .....	69,079.51	526.37	3,642.11	1,207.75	74,455.74
Cheyenne .....	56,620.26	815.33	2,023.01	384.34	59,842.94
Clear Creek .....	29,820.92	649.38	460.33	1,799.63	32,730.26
Conejos .....	64,390.02	682.83	1,283.51	1,816.20	68,172.56
Costilla .....	32,734.50	500.39	948.82	342.50	34,526.21
Crowley .....	50,347.62	979.05	1,069.78	882.99	53,279.44
Custer .....	17,194.86	68.05	359.29	.....	17,622.20
Delta .....	129,216.34	981.07	2,062.15	2,404.37	134,663.93
Denver .....	3,317,102.85	11,308.72	60,786.47	104,882.36	3,494,080.40
Dolores .....	11,741.45	286.85	42.89	197.00	12,268.19
Douglas .....	47,773.00	841.36	761.78	3,963.00	53,339.14
Eagle .....	53,378.17	1,526.26	1,558.46	281.41	56,744.30
Elbert .....	81,297.52	2,125.11	1,166.48	2,137.47	86,726.58
El Paso .....	603,148.99	7,758.45	13,485.93	11,503.39	635,896.76
Fremont .....	187,765.86	4,494.73	3,816.88	3,258.19	199,335.66
Garfield .....	115,726.53	2,855.68	2,978.38	1,166.41	122,727.00
Gilpin .....	15,985.00	210.59	366.86	29.70	16,592.15
Grand .....	28,447.49	564.28	340.23	201.56	29,553.56
Gunnison .....	67,918.00	946.57	674.28	529.62	70,068.47
Hinsdale .....	3,535.00	173.24	25.00	.....	3,733.24
Huerfano .....	149,444.65	1,150.51	1,616.82	422.21	152,634.19
Jackson .....	16,574.83	480.51	456.99	110.60	17,622.93
Jefferson .....	218,045.69	4,278.24	3,551.28	417.54	226,292.75
Kiowa .....	44,894.19	846.14	1,289.36	2,921.89	49,951.58
Kit Carson .....	114,129.76	3,761.74	2,295.17	500.47	120,687.14
Lake .....	45,096.60	107.63	2,737.94	3.76	47,945.93
La Plata .....	121,627.09	2,966.13	6,008.81	1,144.42	131,746.45
Larimer .....	331,996.26	3,463.06	10,911.46	4,613.34	350,984.12
Las Animas .....	320,898.35	4,974.36	6,006.80	1,606.96	333,486.47
Lincoln .....	102,038.48	2,046.31	1,672.80	3,408.85	109,166.44
Logan .....	211,539.79	2,724.67	3,795.41	1,862.73	219,972.60
Mesa .....	229,239.14	5,314.72	4,412.24	9,313.61	248,279.71
Mineral .....	6,360.00	239.50	160.37	104.25	6,864.12
Moffat .....	54,953.31	334.68	1,167.19	102.31	56,557.49
Montezuma .....	64,389.38	1,732.68	276.62	1,330.00	67,728.68
Montrose .....	92,451.85	2,169.31	2,089.10	628.02	97,338.28
Morgan .....	174,419.87	3,251.53	3,770.36	1,929.23	183,370.99
Otero .....	212,381.54	3,309.45	4,014.91	3,592.55	223,298.45
Ouray .....	20,323.00	145.41	283.37	.....	20,751.78
Park .....	32,812.50	779.74	381.29	18.03	33,991.56
Phillips .....	67,979.95	834.17	633.05	780.35	70,227.52
Pitkin .....	17,434.60	101.43	257.18	124.14	17,917.35
Prowers .....	146,290.00	1,665.42	2,695.72	2,536.49	153,187.63
Pueblo .....	612,180.99	8,811.59	20,886.53	19,605.38	661,484.49
Rio Blanco .....	36,214.04	253.65	364.37	94.27	36,926.33
Rio Grande .....	81,157.46	129.65	978.01	1,143.71	83,408.83
Routt .....	101,840.70	2,082.57	1,962.08	843.34	106,728.69
Saguache .....	65,353.83	1,059.54	2,358.99	387.80	69,160.16
San Juan .....	13,105.01	19.97	860.88	182.55	14,168.41
San Miguel .....	27,605.78	685.72	538.31	399.04	29,228.85
Sedgwick .....	51,643.67	1,188.37	1,302.60	662.14	54,796.78
Summit .....	13,485.75	544.15	222.93	107.41	14,360.24
Teller .....	37,380.06	969.48	657.35	644.19	39,651.08
Washington .....	116,983.14	2,225.72	866.98	362.95	120,438.79
Weld .....	603,315.55	9,482.74	18,657.94	34,270.52	665,726.75
Yuma .....	146,146.00	2,568.98	2,457.92	779.19	151,952.09
Totals .....	\$10,714,310.28	\$130,155.58	\$233,152.52	\$279,754.54	\$11,357,372.92

## FINANCIAL STATISTICS—1933

## DISBURSEMENTS

## AUXILIARY AGENCIES

COUNTY	Library	Playground Supplies	Other Auxiliary Agencies	Total Auxiliary Agencies
Adams .....	\$ 670.82	\$ 122.17	\$ 1,446.10	\$ 2,239.09
Alamosa .....	760.78	237.50	7,458.69	8,456.97
Arapahoe .....	430.15	160.20	977.65	1,568.00
Archuleta .....	.....	.....	131.25	131.25
Baca .....	729.92	168.16	849.56	1,747.64
Bent .....	500.74	149.88	644.56	1,295.18
Boulder .....	762.44	581.93	9,904.09	11,248.46
Chaffee .....	213.01	152.80	6,289.37	6,655.18
Cheyenne .....	27.01	4,503.12	1,802.61	6,632.74
Clear Creek .....	.....	.....	2,039.21	2,039.21
Conejos .....	303.62	272.55	.....	576.17
Costilla .....	130.00	151.58	341.95	623.53
Crowley .....	99.96	213.55	369.52	683.03
Custer .....	22.78	.....	.....	22.78
Delta .....	601.04	60.16	11,453.88	12,115.08
Denver .....	.....	8,596.55	130,777.64	139,374.19
Dolores .....	83.97	.....	.....	83.97
Douglas .....	571.06	199.98	1,225.03	1,996.07
Eagle .....	120.71	24.37	411.94	557.02
Elbert .....	218.03	.....	16.40	234.43
El Paso .....	1,125.53	93.34	4,214.14	5,433.01
Fremont .....	496.14	184.11	2,821.68	3,501.93
Garfield .....	276.58	59.24	526.50	862.32
Gilpin .....	34.74	.....	.....	34.74
Grand .....	89.93	433.67	134.26	657.96
Gunnison .....	62.27	438.78	1,095.89	1,596.94
Hinsdale .....	.....	.....	.....	.....
Huerfano .....	664.21	137.29	1,558.33	2,359.83
Jackson .....	178.15	.....	12.25	190.40
Jefferson .....	1,184.98	290.55	19,760.25	21,235.78
Kiowa .....	258.46	25.00	105.66	389.12
Kit Carson .....	276.38	97.95	2,993.89	3,368.22
Lake .....	.....	8.75	9.93	18.68
La Plata .....	1,717.12	384.72	.....	2,101.84
Larimer .....	997.40	1,267.25	13,267.21	15,531.96
Las Animas .....	479.88	219.50	2,377.40	3,076.78
Lincoln .....	150.93	.....	.....	150.93
Logan .....	3,084.56	37.50	246.85	3,368.91
Mesa .....	1,029.37	88.65	3,353.29	4,471.31
Mineral .....	.....	.....	.....	.....
Moffat .....	.....	13.00	906.00	919.00
Montezuma .....	.....	.....	.....	.....
Montrose .....	131.07	42.35	1,370.19	1,543.61
Morgan .....	2,301.08	674.89	6,758.04	9,734.01
Otero .....	877.24	292.58	13,780.65	14,950.47
Ouray .....	69.50	101.60	549.75	720.85
Park .....	75.00	267.07	2,847.53	3,189.60
Phillips .....	11.18	69.79	990.20	1,071.17
Pitkin .....	20.88	.....	1,904.62	1,925.50
Prowers .....	513.27	103.47	354.63	971.37
Pueblo .....	777.90	803.30	6,734.33	8,315.53
Río Blanco .....	67.41	.....	124.11	191.52
Río Grande .....	492.64	93.60	5,515.90	6,102.14
Routt .....	343.27	10.00	584.80	938.07
Saguache .....	407.73	69.73	1,256.23	1,733.79
San Juan .....	.....	.....	.....	.....
San Miguel .....	.....	.....	922.69	922.69
Sedgwick .....	243.08	80.46	1,181.50	1,505.04
Summit .....	.....	.....	.....	.....
Teller .....	.....	.....	.....	.....
Washington .....	168.63	137.53	36.50	342.66
Weld .....	4,585.41	798.15	3,844.63	9,228.19
Yuma .....	861.52	.....	.....	861.52
Totals .....	\$ 30,299.48	\$ 23,218.42	\$ 278,279.48	\$ 331,797.38



## FINANCIAL STATISTICS—1934

## DISBURSEMENTS

## AUXILIARY AGENCIES

COUNTY	Library	Playground Supplies	Other Auxiliary Agencies	Total Auxiliary Agencies
Adams .....	\$ 282.21	\$ 186.05	\$ 923.67	\$ 1,391.93
Alamosa .....	191.49	147.90	4,181.48	4,520.87
Arapahoe .....	740.34	276.50	2,884.96	3,901.80
Archuleta .....	31.00	107.89	1,030.80	1,169.69
Baca .....	389.87	116.89	4,412.31	4,919.07
Bent .....	331.68	203.53	7,435.29	7,970.50
Boulder .....	782.49	1,201.11	8,152.37	10,135.97
Chaffee .....	127.01	342.56	3,382.00	3,851.57
Cheyenne .....	25.00	31.87	714.28	771.15
Clear Creek .....	32.79	19.65	260.73	313.17
Conejos .....	26.96	102.85	12.00	141.81
Costilla .....	70.00	30.00	.....	100.00
Crowley .....	56.09	100.14	850.93	1,007.16
Custer .....	48.75	158.50	.....	207.25
Delta .....	3,727.30	5,852.90	363.92	9,944.12
Denver .....	.....	9,976.98	118,194.38	128,171.36
Dolores .....	4.75	.....	2.50	7.25
Douglas .....	435.23	160.22	82.61	678.06
Eagle .....	283.96	191.95	124.27	600.18
Elbert .....	350.05	177.75	256.47	784.27
El Paso .....	1,204.70	636.23	16,982.79	18,823.72
Fremont .....	411.70	396.55	3,773.64	4,581.89
Garfield .....	252.50	804.71	1,281.40	2,338.61
Gilpin .....	.....	.....	39.00	39.00
Grand .....	120.27	22.55	2,640.62	2,783.44
Gunnison .....	270.43	268.25	5,669.65	6,208.33
Hinsdale .....	.....	.....	250.00	250.00
Huerfano .....	493.75	123.43	1,844.65	2,461.83
Jackson .....	115.12	.....	.....	115.12
Jefferson .....	563.67	517.89	26,551.44	27,633.00
Kiowa .....	148.55	22.32	216.66	387.53
Kit Carson .....	207.18	357.48	8,752.09	9,316.75
Lake .....	.....	.....	2,401.71	2,401.71
La Plata .....	223.72	.....	8,124.36	8,348.08
Larimer .....	635.88	889.09	12,366.03	13,891.00
Las Animas .....	239.41	217.50	4,465.54	4,922.45
Lincoln .....	130.52	14.98	1,187.76	1,333.26
Logan .....	394.29	114.86	1,818.17	2,327.32
Mesa .....	687.53	138.20	9,029.49	9,855.22
Mineral .....	.....	22.23	.....	22.23
Moffat .....	169.96	13.06	244.49	427.51
Montezuma .....	262.46	55.00	77.11	394.57
Montrose .....	112.46	131.82	1,131.60	1,375.88
Morgan .....	2,109.17	852.86	13,417.87	16,379.90
Otero .....	1,721.70	194.09	12,221.40	14,140.19
Ouray .....	.....	22.34	.....	22.34
Park .....	.....	2,554.06	3,009.83	5,563.89
Phillips .....	103.43	89.32	494.56	687.31
Pitkin .....	11.75	77.86	187.96	277.57
Provers .....	351.94	65.15	1,440.39	1,857.48
Pueblo .....	878.86	1,331.00	8,353.67	10,563.53
Rio Blanco .....	121.75	.....	34.11	155.86
Rio Grande .....	498.61	7.97	297.51	804.09
Routt .....	118.02	31.66	10,561.90	10,741.58
Saguache .....	546.45	225.04	375.56	1,147.05
San Juan .....	32.00	.....	11.08	43.08
San Miguel .....	87.50	679.38	385.05	1,151.93
Sedgwick .....	515.42	129.62	296.54	941.58
Summit .....	.....	22.40	6.00	28.40
Teller .....	94.10	4.00	.....	98.10
Washington .....	93.78	7.60	.....	101.38
Weld .....	4,963.60	936.80	10,294.80	16,195.20
Yuma .....	862.89	177.85	14,922.35	15,963.09
Totals .....	\$ 27,722.04	\$ 31,540.39	\$ 338,426.75	\$ 397,689.18

## FINANCIAL STATISTICS—1933

## DISBURSEMENTS

## OPERATION OF PLANT

COUNTY	Custodian's Salary	Fuel	Light, Water, Telephone	Custodian's Supplies	Other Expense of Operation	Total Operation
Adams	\$ 16,215.61	\$ 8,098.24	\$ 3,654.47	\$ 940.62	\$ 1,680.48	\$ 30,589.42
Alamosa	7,663.21	3,994.36	1,396.04	471.90	1,033.89	14,559.40
Arapahoe	16,190.06	9,092.18	3,904.61	1,232.66	7,488.00	37,907.51
Archuleta	1,217.50	1,701.64	.....	.....	.....	2,919.14
Baca	4,066.80	4,905.20	1,480.59	1,130.48	118.75	11,701.82
Bent	5,397.43	4,312.36	1,712.96	640.29	192.63	12,255.67
Boulder	32,826.40	11,930.73	8,068.71	3,932.01	1,186.14	57,943.99
Chaffee	5,456.45	3,342.17	1,030.53	910.04	277.41	11,016.60
Cheyenne	3,797.93	4,651.08	385.01	491.90	907.74	10,233.66
Clear Creek	2,422.00	2,298.23	520.90	640.44	145.13	6,026.70
Conejos	4,163.60	4,381.77	648.83	679.95	1,344.36	11,218.51
Costilla	1,729.50	815.43	.....	244.50	138.95	3,128.38
Crowley	5,443.74	2,655.77	1,662.61	1,342.32	.....	11,104.44
Custer	866.40	895.12	92.80	36.07	13.00	1,903.39
Delta	8,091.37	3,909.77	1,747.87	975.56	321.31	15,045.88
Denver	217,331.87	40,793.37	45,707.98	13,326.44	15,367.80	333,027.46
Dolores	312.86	280.85	19.94	24.98	.....	638.63
Douglas	3,571.56	2,696.20	513.84	642.89	2,450.59	9,875.08
Eagle	4,735.58	3,059.65	805.73	350.85	139.34	9,091.15
Elbert	3,501.00	16,458.79	.....	.....	192.28	20,152.07
El Paso	39,716.86	20,166.89	9,429.37	1,720.94	2,139.34	73,173.40
Fremont	20,619.67	6,344.12	4,703.73	1,424.74	1,037.03	34,129.29
Garfield	7,432.33	3,786.19	2,029.89	1,083.23	935.26	15,266.90
Gilpin	661.75	1,754.98	.....	.....	.....	2,416.73
Grand	1,958.00	1,603.02	501.55	290.00	42.69	4,395.26
Gunnison	4,790.00	4,153.92	1,013.89	350.30	253.92	10,562.03
Hinsdale	560.00	323.25	.....	.....	.....	883.25
Huerfano	9,656.46	5,345.57	1,359.72	1,086.17	1,826.29	19,274.21
Jackson	1,335.00	1,119.11	189.35	106.61	2.59	2,722.66
Jefferson	17,330.25	13,666.41	5,674.12	1,586.88	1,137.72	39,395.38
Kiowa	4,293.00	2,554.08	782.03	566.55	167.89	8,363.55
Kit Carson	5,198.32	6,379.48	1,713.98	552.23	2,019.79	15,863.80
Lake	4,170.00	2,954.94	1,754.58	.....	12.28	8,891.80
La Plata	9,547.26	4,035.63	1,734.87	1,308.56	1,151.50	17,777.82
Larimer	27,684.97	14,634.08	9,112.46	3,800.52	3,594.54	58,826.57
Las Animas	26,656.11	9,638.37	4,839.73	1,109.68	8,796.82	51,040.71
Lincoln	5,672.50	8,803.51	468.57	.....	112.47	15,057.05
Logan	16,687.00	11,969.43	5,518.39	2,681.89	1,680.14	38,536.85
Mesa	19,238.13	6,583.94	4,338.21	2,337.21	1,819.25	34,316.72
Mineral	145.50	195.32	18.39	.....	.....	359.21
Moffat	1,452.00	1,677.00	322.00	351.00	165.00	3,967.00
Montezuma	3,520.00	7,473.46	.....	.....	.....	10,993.46
Montrose	6,885.87	4,236.85	1,887.11	942.56	206.43	14,158.82
Morgan	13,335.31	8,751.74	3,624.39	1,915.45	4,372.61	31,999.50
Otero	21,835.04	9,124.35	5,408.36	3,503.50	5,520.42	45,391.67
Ouray	1,906.05	1,194.00	287.93	270.11	174.73	3,832.82
Park	2,303.50	1,353.19	70.00	20.00	312.70	4,059.39
Phillips	4,696.41	5,455.17	1,784.65	1,857.56	157.87	13,951.66
Pitkin	1,406.84	1,109.53	277.31	82.08	310.10	3,185.86
Prowers	9,551.35	6,573.99	3,000.64	1,323.89	620.51	21,070.38
Pueblo	60,753.26	16,198.88	12,918.04	3,372.77	1,451.93	94,694.88
Rio Blanco	2,110.00	1,638.42	569.06	176.21	78.80	4,572.49
Rio Grande	9,616.74	6,300.16	2,700.66	1,134.82	3,564.10	23,316.48
Routt	8,181.99	3,973.93	2,020.04	1,001.35	1,856.27	17,033.58
Saguache	4,425.90	4,395.75	1,039.14	163.90	4,176.73	14,201.42
San Juan	1,980.00	1,000.00	.....	.....	856.17	3,836.17
San Miguel	1,987.69	4,680.07	107.25	.....	1,948.57	8,723.58
Sedgwick	6,400.82	3,506.78	2,395.39	854.77	220.71	13,378.47
Summit	2,046.00	1,776.76	460.22	242.90	168.30	4,694.18
Teller	2,526.00	2,487.71	923.89	212.83	75.75	6,226.18
Washington	3,260.00	7,603.14	1,205.65	98.83	36.26	12,203.88
Weld	53,466.49	32,426.31	18,820.14	8,635.28	8,280.37	121,628.59
Yuma	7,302.40	16,296.45	855.13	1,597.76	350.12	26,401.86
Totals	\$799,303.64	\$405,518.79	\$189,213.25	\$ 76,276.96	\$ 94,631.77	\$1,564,944.41

## FINANCIAL STATISTICS—1934

## DISBURSEMENTS—1934

## OPERATION OF PLANT—1934

COUNTY	Custodian's Salary	Fuel	Light, Power, Water, Telephone	Custodian's Supplies	Other Expense of Operation	Total Operation
Adams .....	\$ 14,604.26	\$ 7,220.04	\$ 3,901.45	\$ 2,123.42	\$ 1,853.91	\$ 29,703.08
Alamosa .....	7,187.09	3,976.77	1,402.77	857.02	118.79	13,542.44
Arapahoe .....	13,815.31	7,355.13	4,667.03	1,554.03	793.76	28,185.26
Archuleta .....	1,195.87	475.48	543.99	221.09	1,064.22	3,500.65
Baca .....	3,580.45	4,913.59	1,630.41	1,173.60	.....	11,298.05
Bent .....	4,611.10	3,321.94	1,628.03	685.24	346.11	10,592.42
Boulder .....	28,759.46	10,283.44	7,760.28	4,455.14	9,035.49	60,293.81
Chaffee .....	5,981.50	2,366.99	960.96	393.38	61.59	8,864.42
Cheyenne .....	3,411.08	2,867.70	690.59	547.47	563.65	8,030.49
Clear Creek .....	2,269.00	1,668.44	540.33	180.96	65.65	4,724.38
Conejos .....	3,737.75	4,242.88	808.38	832.11	267.74	9,888.86
Costilla .....	1,585.20	1,584.39	.....	77.15	356.98	3,603.72
Crowley .....	4,859.01	2,215.62	1,582.77	798.02	239.13	9,694.55
Custer .....	796.65	643.18	72.65	252.9	.....	1,537.77
Delta .....	7,006.52	3,950.85	3,293.57	1,341.64	399.67	15,992.25
Denver .....	196,035.40	37,799.43	53,062.72	11,391.54	2,056.90	300,345.99
Dolores .....	317.00	282.54	22.15	6.80	5.65	634.14
Douglas .....	2,797.30	2,510.35	385.44	509.92	97.59	6,300.60
Eagle .....	4,447.67	3,075.70	794.86	662.14	236.48	9,216.85
Elbert .....	3,122.00	3,723.23	661.65	461.26	263.65	8,231.79
El Paso .....	35,630.67	15,728.77	9,768.98	3,127.94	1,630.85	65,887.21
Fremont .....	15,311.99	3,933.04	3,345.62	1,286.92	1,895.67	25,773.24
Garfield .....	7,980.74	3,421.88	1,826.96	1,518.85	823.63	15,571.26
Gilpin .....	1,405.92	995.53	122.70	132.26	48.35	2,704.76
Grand .....	1,950.00	1,077.49	321.54	231.06	203.99	3,784.08
Gunnison .....	3,430.70	3,425.30	750.53	590.17	1,407.38	9,604.08
Hinsdale .....	540.00	158.80	.....	5.13	.....	703.93
Huerfano .....	10,105.41	3,728.66	1,362.69	1,427.95	745.75	17,370.46
Jackson .....	1,079.50	461.11	146.86	60.06	70.67	1,818.20
Jefferson .....	16,398.25	8,080.24	3,969.71	2,091.83	4,673.69	35,213.72
Kiowa .....	4,368.27	2,165.99	555.29	323.99	173.58	7,587.12
Kit Carson .....	4,459.45	5,929.91	1,523.39	563.10	772.69	13,248.54
Lake .....	3,693.50	2,866.24	1,790.42	1.50	.....	8,351.66
La Plata .....	8,773.93	2,020.36	3,675.70	1,403.00	1,718.47	17,591.46
Larimer .....	22,439.38	14,148.17	9,298.86	4,279.12	1,917.99	52,083.52
Las Animas .....	20,757.38	8,959.10	4,402.75	1,669.84	4,390.51	40,179.58
Lincoln .....	5,182.73	5,204.19	1,166.94	1,158.55	385.96	13,098.37
Logan .....	13,621.40	10,276.46	4,458.15	2,078.63	1,325.17	31,759.81
Mesa .....	17,649.73	6,401.66	4,758.75	3,070.59	856.44	32,737.17
Mineral .....	513.00	382.00	13.50	32.21	213.00	1,153.71
Moffat .....	1,224.10	1,328.04	357.49	494.10	284.13	3,687.86
Montezuma .....	3,040.55	1,693.99	758.63	183.47	217.85	5,894.49
Montrose .....	7,136.15	3,833.32	1,508.39	1,375.75	629.83	14,483.44
Morgan .....	13,601.18	7,232.91	4,027.29	2,084.17	3,002.12	29,947.67
Otero .....	17,721.16	8,863.00	5,026.21	2,475.02	552.38	34,637.77
Ouray .....	1,867.50	900.13	269.41	71.57	23.48	3,132.09
Park .....	1,834.00	1,472.89	80.67	100.00	1,745.17	5,232.73
Phillips .....	4,293.82	3,187.31	1,991.12	891.01	8.50	10,371.76
Pitkin .....	1,319.75	853.24	240.02	71.23	111.72	2,595.96
Prowers .....	8,609.93	6,365.07	2,967.79	1,463.30	1,403.74	20,809.83
Pueblo .....	54,170.89	14,176.77	11,624.16	4,353.23	2,435.39	86,760.44
Rio Blanco .....	2,177.00	1,444.83	713.97	825.61	113.50	5,274.91
Rio Grande .....	7,772.32	4,142.48	2,542.63	1,471.60	674.91	16,603.94
Routt .....	6,926.08	3,515.55	2,061.35	1,382.42	468.99	14,354.39
Saguache .....	3,263.39	4,551.88	375.49	513.55	5,380.41	14,084.72
San Juan .....	1,885.00	499.51	496.96	46.12	288.71	3,216.30
San Miguel .....	2,347.50	1,002.04	289.24	289.91	68.85	3,997.54
Sedgwick .....	4,579.28	3,628.70	2,162.09	1,432.73	551.36	12,354.16
Summit .....	1,778.00	2,240.86	469.49	271.42	16.00	4,769.77
Teller .....	2,935.00	2,124.76	853.84	316.98	151.50	6,382.08
Washington .....	5,053.53	7,257.13	988.75	768.57	309.13	14,377.11
Weld .....	48,782.96	27,059.89	16,933.77	10,591.44	6,699.15	110,967.21
Yuma .....	6,185.85	7,635.67	1,313.29	1,650.33	553.20	17,338.34
Totals .....	\$713,016.51	\$318,852.56	\$195,721.42	\$ 86,472.65	\$ 66,764.77	\$1,380,827.91

## FINANCIAL STATISTICS—1933

## DISBURSEMENTS

## TRANSPORTATION

COUNTY	Drivers' Salaries	Gas and Oil	Payments of Contract Transportation	Allowances to Parents for Transportation	Other Transportation Expense	Total Transportation
Adams .....	\$ 2,166.58	\$ 389.49	\$ 6,342.70	\$ 1,059.40	\$ 229.85	\$ 10,188.02
Alamosa .....	2,835.00	5,896.20	4,695.00	.....	612.48	14,038.68
Arapahoe .....	6,100.01	.....	4,680.00	141.30	.....	10,921.31
Archuleta .....	.....	.....	.....	.....	.....	.....
Baca .....	.....	.....	22,378.61	1,748.55	111.37	24,238.53
Bent .....	1,375.70	2.50	4,179.23	.....	120.01	5,677.44
Boulder .....	1,572.00	.....	1,798.98	452.77	103.50	3,927.25
Chaffee .....	360.00	.....	.....	243.20	.....	603.20
Cheyenne .....	8,265.33	2,781.00	13,702.67	1,888.44	247.37	26,884.81
Clear Creek .....	.....	.....	.....	243.00	.....	243.00
Conejos .....	1,468.00	476.65	3,034.36	.....	1,015.64	5,994.65
Costilla .....	.....	.....	4,410.00	.....	.....	4,410.00
Crowley .....	675.00	1,081.47	9,718.38	.....	1,329.54	12,804.39
Custer .....	.....	.....	926.00	.....	.....	926.00
Delta .....	11,041.76	72.00	7,349.73	30.00	20.00	18,513.49
Denver .....	3,915.06	1,159.05	4,842.00	.....	.....	9,916.11
Dolores .....	.....	.....	.....	.....	.....	.....
Douglas .....	2,407.50	707.17	3,410.00	8,735.50	214.46	15,474.93
Eagle .....	603.30	276.09	1,862.50	20.00	548.89	3,310.78
Elbert .....	1,094.00	626.94	5,407.71	72.50	895.84	8,096.99
El Paso .....	5,528.75	2,406.44	55,339.01	498.25	1,477.65	65,250.10
Fremont .....	3,833.42	1,345.33	3,422.27	90.00	1,567.22	10,258.24
Garfield .....	1,810.00	358.77	6,132.46	133.80	200.00	8,635.03
Gilpin .....	.....	.....	380.00	.....	.....	380.00
Grand .....	75.00	.....	.....	.....	.....	75.00
Gunnison .....	1,420.00	.....	1,755.00	.....	9.00	3,184.00
Hinsdale .....	.....	.....	.....	160.00	.....	160.00
Huerfano .....	6,275.75	1,208.91	7,554.75	.....	1,089.43	16,128.84
Jackson .....	.....	.....	.....	1,651.20	.....	1,651.20
Jefferson .....	5,095.23	.....	4,917.46	.....	1,018.22	11,030.91
Kiowa .....	3,628.59	843.05	23,510.43	101.00	2,460.55	30,543.62
Kit Carson .....	8,486.82	530.86	13,336.37	1,899.15	866.03	25,119.23
Lake .....	.....	.....	1,430.44	204.00	.....	1,634.44
La Plata .....	575.00	421.29	385.50	523.30	.....	1,905.09
Larimer .....	2,244.67	1,462.46	3,679.01	1,647.58	3,037.99	12,071.71
Las Animas .....	4,004.65	4,118.52	13,478.04	4,599.14	1,268.62	27,468.97
Lincoln .....	810.00	439.11	22,785.15	421.39	720.09	25,175.74
Logan .....	12,263.99	3,567.66	3,600.00	657.50	2,258.83	22,347.98
Mesa .....	4,598.27	2,342.36	695.00	125.00	3,097.80	10,358.43
Mineral .....	.....	1.75	1,026.35	.....	.....	1,028.10
Moffat .....	75.00	11.00	.....	484.00	.....	570.00
Montezuma .....	350.00	.....	4,489.98	.....	.....	4,839.98
Montrose .....	5,130.65	509.06	2,815.00	.....	285.40	8,740.11
Morgan .....	6,333.58	3,285.23	4,464.14	560.90	4,401.94	19,045.79
Otero .....	7,789.00	2,052.72	889.30	613.50	3,686.72	15,031.24
Ouray .....	1,440.00	.....	.....	.....	.....	1,440.00
Park .....	.....	.....	2,040.35	34.15	.....	2,074.50
Phillips .....	1,706.00	1,015.64	619.45	.....	196.95	3,538.04
Pitkin .....	.....	.....	360.00	250.00	.....	610.00
Prowers .....	6,700.36	2,097.15	584.82	630.43	3,507.46	13,520.22
Pueblo .....	5,496.29	1,683.40	8,299.44	431.31	2,038.74	17,949.18
Rio Blanco .....	.....	.....	558.00	270.00	.....	828.00
Rio Grande .....	6,944.20	5,948.67	950.00	646.90	6,301.59	20,791.36
Routt .....	1,807.00	159.53	.....	379.50	754.26	3,100.29
Saguache .....	3,735.00	4,656.32	2,812.92	285.85	1,002.50	12,492.59
San Juan .....	.....	.....	.....	.....	.....	.....
San Miguel .....	1,048.09	.....	.....	193.75	.....	1,241.84
Sedgwick .....	3,102.86	338.93	.....	.....	973.37	4,415.16
Summit .....	.....	.....	368.75	.....	.....	368.75
Teller .....	140.00	.....	1,215.00	180.00	95.21	1,630.21
Washington .....	1,913.40	954.48	692.19	3,277.32	898.07	7,735.46
Weld .....	29,630.37	9,749.66	29,475.55	3,591.31	10,854.00	83,300.89
Yuma .....	5,802.85	2,241.07	1,869.20	202.30	.....	10,115.42
Totals .....	\$193,674.03	\$ 67,217.93	\$324,669.20	\$ 39,377.49	\$ 59,516.59	\$684,455.24

## FINANCIAL STATISTICS—1934

## DISBURSEMENTS

## TRANSPORTATION

COUNTY	Drivers' Salaries	Gas and Oil	Payments of Contract Transportation	Allowances to Parents for Transportation	Other Transportation Expense	Total Transportation
Adams .....	\$ 1,045.46	\$ 492.52	\$ 6,965.85	\$ 784.60	\$ 122.46	\$ 9,410.89
Alamosa .....	1,300.00	2,145.03	4,080.43	93.08	1,885.69	9,504.23
Arapahoe .....	.....	.....	8,168.08	252.00	532.95	8,953.03
Archuleta .....	.....	.....	.....	.....	5.00	5.00
Baca .....	12,045.71	.....	9,089.84	789.32	301.13	22,226.00
Bent .....	815.00	14.20	3,125.50	.....	497.00	4,451.70
Boulder .....	1,725.50	217.99	591.00	320.00	4.50	2,858.99
Chaffee .....	455.00	119.22	135.00	60.00	976.65	1,745.87
Cheyenne .....	2,393.90	2,228.17	20,274.86	1,468.17	1,024.31	27,389.41
Clear Creek .....	.....	.....	.....	.....	5.00	5.00
Conejos .....	647.00	780.38	3,216.72	.....	757.12	5,401.22
Costilla .....	.....	.....	3,800.94	.....	.....	3,800.94
Crowley .....	956.57	1,071.01	8,290.47	77.25	1,246.57	11,641.87
Custer .....	.....	.....	1,341.00	.....	.....	1,341.00
Delta .....	9,001.01	932.42	6,770.54	.....	726.79	17,430.76
Denver .....	3,823.25	1,395.06	4,732.00	.....	.....	9,950.31
Dolores .....	.....	.....	.....	30.00	.....	30.00
Douglas .....	1,498.50	787.65	9,880.20	.....	105.10	12,271.45
Eagle .....	686.66	320.10	642.50	228.00	465.59	2,342.85
Elbert .....	2,291.70	1,195.55	2,354.10	1,641.86	969.35	8,452.56
El Paso .....	5,179.35	2,439.92	51,227.57	153.00	2,896.57	61,896.41
Fremont .....	3,692.68	1,393.57	770.00	91.00	1,014.48	6,961.73
Garfield .....	1,080.00	390.40	7,566.94	75.37	255.69	9,368.40
Gilpin .....	230.00	.....	.....	.....	.....	230.00
Grand .....	.....	17.62	675.00	.....	.....	692.62
Gunnison .....	2,160.00	.....	382.50	.....	.....	2,542.50
Hinsdale .....	.....	.....	.....	.....	.....	.....
Huerfano .....	6,108.58	1,632.50	6,814.11	617.44	3,103.01	18,275.64
Jackson .....	144.40	.....	.....	.....	634.50	778.90
Jefferson .....	4,208.00	.....	6,019.56	.....	1,680.19	11,907.75
Kiowa .....	1,800.00	1,073.89	17,500.79	112.25	79.96	20,566.89
Kit Carson .....	5,123.97	1,352.61	14,202.77	1,784.82	1,173.75	23,637.92
Lake .....	.....	.....	1,455.00	120.00	.....	1,575.00
La Plata .....	687.60	175.42	118.50	371.33	340.61	1,693.46
Larimer .....	2,094.05	2,767.46	4,563.88	852.15	2,416.44	12,693.98
Las Animas .....	5,324.52	2,921.56	14,755.25	2,235.17	1,521.23	26,757.73
Lincoln .....	2,745.05	466.46	17,000.66	1,524.72	440.49	22,177.38
Logan .....	7,180.60	3,931.97	6,558.32	1,008.19	2,589.29	21,268.37
Mesa .....	5,819.50	2,194.49	1,823.00	737.70	2,398.29	12,972.98
Mineral .....	649.00	122.00	240.00	.....	.....	1,011.00
Moffat .....	15.00	23.16	1,161.20	595.55	89.82	1,884.73
Montezuma .....	3,950.00	.....	.....	.....	.....	3,950.00
Montrose .....	6,384.00	631.48	2,035.86	.....	1,612.25	10,663.59
Morgan .....	6,300.05	4,331.68	4,728.09	64.88	4,112.86	19,537.56
Otero .....	3,912.23	2,377.50	3,107.94	655.50	2,851.59	12,904.76
Ouray .....	.....	.....	1,362.50	.....	.....	1,362.50
Park .....	.....	.....	2,100.00	.....	.....	2,100.00
Phillips .....	1,704.50	919.59	585.00	69.00	376.92	3,655.01
Pitkin .....	.....	.....	360.00	50.00	.....	410.00
Prowers .....	6,386.50	2,461.80	992.75	13.00	2,838.98	12,693.03
Pueblo .....	4,451.12	2,152.03	8,045.96	1,485.87	2,049.21	18,184.19
Rio Blanco .....	.....	.....	882.00	.....	137.50	1,019.50
Rio Grande .....	4,927.56	5,782.10	.....	.....	7,444.94	18,154.60
Routt .....	225.00	215.34	1,124.50	330.82	856.31	2,751.97
Saguache .....	2,639.75	2,535.81	2,593.66	145.58	3,999.21	11,914.01
San Juan .....	.....	.....	.....	.....	.....	.....
San Miguel .....	.....	326.58	1,127.33	.....	.....	1,453.91
Sedgwick .....	968.03	524.34	2,142.42	.....	130.05	3,764.84
Summit .....	.....	.....	.....	.....	.....	.....
Teller .....	.....	.....	4,118.79	385.00	178.36	4,682.15
Washington .....	770.75	500.00	3,993.21	739.99	2,752.34	8,756.29
Weid .....	32,404.52	10,743.01	21,613.15	3,134.77	11,530.13	79,425.58
Yuma .....	4,048.50	1,831.14	2,548.00	.....	3,024.98	11,452.62
Totals .....	\$172,000.07	\$ 67,934.73	\$309,755.24	\$ 23,097.38	\$ 74,155.16	\$646,942.58

## FINANCIAL STATISTICS—1933

## DISBURSEMENTS

COUNTY	MAINTENANCE OF PLANT				FIXED CHARGES	
	Repairs	Replacements	Total Maintenance of Plant	Insurance	County Treasurer's Fees and Rent	Total Fixed Charges
Adams	\$ 4,188.20	\$ 841.99	\$ 5,030.19	\$ 3,535.97	\$ 2,994.46	\$ 6,530.43
Alamosa	1,732.31	541.75	2,274.06	1,882.39	1,502.52	3,384.91
Arapahoe	3,399.41	81.36	3,480.77	1,792.06	2,097.96	3,890.02
Archuleta	452.26	1,879.10	2,331.36	44.11	288.50	332.61
Baca	3,930.05	148.52	4,078.57	3,278.48	100.00	3,378.48
Bent	1,641.42	503.52	2,144.94	629.05	2,249.75	2,878.80
Boulder	4,809.17	1,587.84	6,397.01	3,877.82	5,099.30	8,977.12
Chaffee	2,367.85	459.60	2,827.45	707.26	751.42	1,498.68
Cheyenne	3,715.42	832.14	4,547.56	1,483.81	2,000.00	3,483.81
Clear Creek	836.05	35.60	871.65	225.52	.....	225.52
Conejos	1,091.57	103.64	1,195.21	1,321.05	337.57	1,658.62
Costilla	887.96	.....	887.96	96.14	232.73	388.87
Crowley	1,009.01	38.40	1,047.41	1,001.25	974.59	1,975.84
Custer	458.83	31.12	489.95	154.03	206.53	360.56
Delta	957.67	813.51	1,771.18	2,000.23	2,188.46	4,188.69
Denver	112,143.31	25,937.87	138,081.18	158,517.26	305.15	158,822.41
Dolores	90.12	165.46	255.58	110.96	130.32	241.28
Douglas	1,103.29	311.38	1,414.67	1,146.48	3,239.18	4,385.66
Eagle	1,855.52	677.00	2,532.52	960.18	776.38	1,736.56
Elbert	1,924.11	11.00	1,935.11	.....	.....	.....
El Paso	23,055.51	4,492.75	27,548.26	28,216.94	11,664.93	39,881.87
Fremont	6,356.63	1,035.53	7,392.16	3,617.33	6,197.47	9,814.80
Garfield	2,929.09	2,058.43	4,987.52	2,252.46	2,958.39	5,210.85
Gilpin	97.80	.....	97.80	417.76	1,906.65	2,324.41
Grand	946.14	137.61	1,083.75	419.54	313.14	732.68
Gunnison	732.36	69.28	801.64	1,184.93	395.75	1,580.68
Hinsdale	.....	.....	.....	7.31	15.00	22.31
Huerfano	1,892.63	1,085.40	2,978.03	2,836.14	4,201.28	7,037.42
Jackson	153.51	45.00	198.51	97.50	600.00	697.50
Jefferson	5,415.52	2,017.61	7,433.13	5,299.12	3,221.32	8,520.44
Kiowa	2,201.47	619.05	2,820.52	789.13	25.00	814.13
Kit Carson	2,463.34	961.77	3,425.11	3,117.95	2,506.14	5,624.09
Lake	885.85	.....	885.85	997.50	968.13	1,965.63
La Plata	3,370.53	342.89	3,713.42	2,287.92	139.50	2,427.42
Larimer	7,766.08	1,707.36	9,473.44	8,651.90	4,807.64	13,459.54
Las Animas	6,668.50	710.18	7,378.68	5,262.41	4,079.60	9,342.01
Lincoln	521.23	3,665.67	4,186.90	2,016.58	.....	2,016.58
Logan	5,235.04	652.65	5,887.69	4,782.54	16,050.59	20,833.13
Mesa	6,505.69	342.73	6,848.42	3,627.63	7,005.27	10,632.90
Mineral	234.11	.....	234.11	.....	72.96	72.96
Moffat	987.00	131.00	1,118.00	916.00	635.18	1,551.18
Montezuma	.....	135.00	135.00	.....	.....	.....
Montrose	2,567.79	117.59	2,685.38	1,611.58	5.00	1,616.58
Morgan	5,288.63	3,440.53	8,729.16	4,169.77	356.56	4,526.33
Otero	4,308.06	859.70	5,167.76	3,358.36	431.25	3,789.61
Ouray	1,067.33	498.82	1,566.15	1,012.63	534.81	1,567.44
Park	1,404.45	533.83	1,938.28	509.74	485.00	994.74
Phillips	1,584.32	501.29	2,085.61	1,511.99	3,660.89	5,172.88
Pitkin	310.39	20.00	330.39	374.98	288.58	663.56
Prowers	2,809.23	1,493.37	4,302.60	3,110.47	2,496.03	5,606.50
Pueblo	20,450.53	778.39	21,228.92	9,172.73	22,526.57	31,699.30
Rio Blanco	555.78	38.67	594.45	715.18	258.13	973.31
Rio Grande	1,252.88	320.46	1,573.34	2,628.36	318.07	2,946.43
Routt	2,990.65	1,010.84	4,001.49	1,636.74	809.96	2,446.70
Saguache	1,210.24	1,043.17	2,253.41	1,626.85	895.98	2,522.83
San Juan	.....	.....	.....	.....	231.69	231.69
San Miguel	.....	418.24	418.24	739.06	307.85	1,046.91
Sedgwick	975.70	25.45	1,001.15	2,249.72	4,735.00	6,984.72
Summit	504.41	8.00	512.41	404.86	280.00	684.86
Teller	733.70	.....	733.70	665.21	117.89	783.10
Washington	3,273.70	839.90	4,113.60	2,371.83	8,156.00	10,527.83
Weld	14,317.26	10,652.92	24,970.18	16,377.70	18,797.71	35,175.41
Yuma	3,539.44	726.18	4,265.62	1,685.49	8,842.28	10,528.77
Totals	\$296,156.05	\$ 78,538.06	\$374,694.11	\$315,495.89	\$167,894.01	\$483,389.90

## FINANCIAL STATISTICS—1934

## DISBURSEMENTS—1934

COUNTY	MAINTENANCE OF PLANT			FIXED CHARGES		
	Repairs	Replacements	Total Maintenance of Plant	Insurance	County Treasurer's Fees and Rent	Total Fixed Charges
Adams	\$ 6,186.44	\$ 1,265.83	\$ 7,452.27	\$ 3,302.55	\$ 4.00	\$ 3,306.55
Alamosa	812.70	1,042.39	1,855.09	1,197.48	1,061.47	2,258.95
Arapahoe	4,652.08	932.06	5,584.14	2,926.35	2,822.52	5,748.87
Archuleta	193.64	93.06	286.70	404.23	38.03	442.26
Baca	2,034.27	240.55	2,274.82	3,589.28	169.35	3,758.63
Bent	2,707.14	944.31	3,651.45	3,337.49	595.37	3,932.86
Boulder	9,833.95	3,461.20	13,295.15	4,176.73	4,216.92	8,393.65
Chaffee	2,264.89	86.00	2,350.89	943.82	25.00	968.82
Cheyenne	523.59	710.88	1,234.47	2,219.40	5,207.16	7,426.56
Clear Creek	679.68	446.06	1,125.74	101.73	618.58	720.31
Conejos	2,876.48	302.89	3,179.37	1,693.47	746.35	2,439.82
Costilla	3,708.19	166.55	3,874.74	691.69	.....	691.69
Crowley	1,585.59	280.11	1,865.70	2,617.73	519.77	3,137.50
Custer	323.60	.....	323.60	527.24	162.77	690.01
Delta	3,737.42	810.55	4,547.97	1,564.68	1,602.07	3,166.75
Denver	100,932.98	22,304.58	123,237.56	21,982.66	135,251.44	157,234.10
Dolores	99.86	19.27	119.13	249.62	158.32	407.94
Douglas	1,383.45	385.90	1,769.35	468.21	921.47	1,389.68
Eagle	1,912.51	198.52	2,111.03	436.82	505.91	942.73
Elbert	2,680.97	529.75	3,210.72	1,752.40	735.03	2,487.43
El Paso	25,606.10	692.57	26,298.67	25,452.84	11,354.10	36,806.94
Fremont	6,492.73	347.34	6,840.07	3,465.07	2,417.18	5,882.25
Garfield	4,295.33	1,935.88	6,231.21	1,872.45	1,971.94	3,844.39
Gilpin	572.45	.....	572.45	155.60	1,507.86	1,663.46
Grand	403.02	295.22	698.24	252.32	882.17	1,134.49
Gunnison	2,052.61	940.43	2,993.04	2,121.52	366.95	2,488.47
Hinsdale	85.72	.....	85.72	21.95	.....	21.95
Huerfano	2,386.34	763.30	3,149.64	1,647.23	2,861.38	4,508.61
Jackson	405.49	114.29	519.78	292.54	1,200.00	1,492.54
Jefferson	5,608.35	3,011.80	8,620.15	2,066.61	3,298.66	5,365.27
Kiowa	641.47	317.83	959.30	1,276.37	100.00	1,376.37
Kit Carson	3,444.33	1,034.91	4,479.24	3,084.52	2,657.14	5,741.66
Lake	1,171.45	139.50	1,310.95	1,333.55	861.41	2,194.96
La Plata	6,048.08	2,183.09	8,231.17	3,917.26	125.25	4,042.51
Larimer	7,325.93	6,547.97	13,873.90	4,402.28	6,108.45	10,510.73
Las Animas	8,006.35	20,555.95	28,562.30	4,223.26	8,781.20	13,004.46
Lincoln	1,965.77	437.75	2,403.52	4,528.73	1,098.71	5,627.44
Logan	6,168.84	1,149.09	7,317.93	4,384.73	8,435.50	12,820.23
Mesa	12,802.90	995.46	13,798.36	4,526.72	3,212.29	7,739.01
Mineral	210.00	16.36	226.36	49.27	41.24	90.51
Moffat	2,337.37	234.74	2,572.11	664.82	290.01	954.83
Montezuma	819.76	916.72	1,736.48	400.91	20.08	420.99
Montrose	2,155.38	1,070.67	3,226.05	1,718.85	794.13	2,512.98
Morgan	3,509.93	5,219.33	8,729.26	5,331.09	4,910.15	10,241.24
Otero	8,313.25	1,202.50	9,515.75	4,996.25	330.00	5,326.25
Ouray	457.25	202.99	660.24	88.00	152.68	240.68
Park	3,198.40	4,118.51	7,316.91	762.89	372.50	1,135.39
Phillips	2,090.53	847.17	2,937.70	2,499.56	452.00	2,951.56
Pitkin	157.20	655.00	812.20	329.79	90.00	419.79
Prowers	3,429.60	594.43	4,024.03	3,389.98	2,590.57	5,980.55
Pueblo	29,391.55	155.92	29,547.47	8,005.13	24,957.76	32,962.89
Rio Blanco	634.78	397.84	1,032.62	1,240.73	1,272.14	2,512.87
Rio Grande	1,493.90	725.22	2,219.12	2,999.27	1,510.80	4,510.07
Routt	2,292.94	2,718.09	5,011.03	1,673.02	971.02	2,644.04
Saguache	1,336.35	439.63	1,775.98	2,405.99	622.58	3,028.57
San Juan	307.95	51.06	359.01	109.11	.....	109.11
San Miguel	1,099.00	913.91	2,012.91	898.78	.....	898.78
Sedgwick	4,320.97	71.67	4,392.64	3,529.72	4,385.00	7,914.72
Summit	361.88	103.17	465.05	478.94	343.72	822.66
Teller	2,298.72	5.97	2,304.69	680.91	685.22	1,366.13
Washington	6,569.61	603.98	7,173.59	4,167.54	3,642.15	7,809.69
Weld	23,136.52	10,863.95	34,000.47	13,880.79	17,747.91	31,628.70
Yuma	3,499.34	808.46	4,307.80	7,916.54	1,429.87	9,346.41
Totals	\$348,034.87	\$108,625.13	\$456,660.00	\$191,427.01	\$280,213.25	\$471,640.26

## FINANCIAL STATISTICS—1934

COUNTY	DISBURSEMENTS		DEBT SERVICE	
	Total Current Expenses	Redemption of Bonds	Interest on Bonds and Registered Wts.	Total
Adams .....	\$ 301,331.24	\$ 24,600.00	\$ 26,968.53	\$ 51,568.53
Alamosa .....	146,897.82	9,500.00	14,729.51	24,229.51
Arapahoe .....	295,920.03	21,445.26	23,620.97	45,066.23
Archuleta .....	41,624.03	811.81	4,026.04	4,837.85
Baca .....	181,540.51	7,103.15	10,426.17	17,529.32
Bent .....	123,495.52	4,213.57	6,023.20	10,236.77
Boulder .....	547,885.44	101,913.11	26,828.07	128,741.18
Chaffee .....	110,908.80	4,250.00	5,788.26	10,038.26
Cheyenne .....	117,161.20	7,500.00	12,515.84	20,015.84
Clear Creek .....	42,328.90	.....	82.50	82.50
Conejos .....	106,822.92	6,500.00	10,568.69	17,068.69
Costilla .....	45,645.26	2,500.00	3,885.17	6,385.17
Crowley .....	94,338.81	790.24	18,763.52	19,553.76
Custer .....	26,802.68	1,050.00	1,984.69	3,034.69
Delta .....	231,925.29	22,545.68	21,460.23	44,005.91
Denver .....	4,839,388.37	215,500.00	443,439.80	658,939.80
Dolores .....	16,432.47	.....	.....	.....
Douglas .....	95,062.36	3,000.00	1,258.46	4,258.46
Eagle .....	86,487.96	2,990.00	2,160.52	5,150.52
Elbert .....	122,563.82	7,496.04	6,319.86	13,815.90
El Paso .....	986,438.60	118,000.00	76,104.35	194,104.35
Fremont .....	319,009.11	19,900.00	33,169.51	53,069.51
Garfield .....	176,090.04	12,830.26	23,130.84	35,961.10
Gilpin .....	21,520.69	211.87	64.60	276.47
Grand .....	41,056.47	1,512.32	2,237.47	3,749.79
Gunnison .....	101,397.36	9,264.02	16,222.14	25,486.16
Hinsdale .....	7,723.96	.....	.....	.....
Huerfano .....	227,349.48	3,997.50	3,262.68	7,260.18
Jackson .....	23,085.10	.....	.....	.....
Jefferson .....	350,144.78	52,000.00	25,164.02	77,164.02
Kiowa .....	106,384.14	1,000.00	2,884.30	3,884.30
Kit Carson .....	208,323.20	10,300.00	22,751.05	33,051.05
Lake .....	71,931.29	.....	.....	.....
La Plata .....	187,088.21	18,332.91	13,810.34	32,143.25
Larimer .....	541,538.38	44,930.58	49,946.67	94,877.25
Las Animas .....	566,042.08	17,314.72	24,140.59	41,455.31
Lincoln .....	173,221.73	6,900.00	11,152.69	18,052.69
Logan .....	382,431.67	26,021.20	40,590.48	66,611.68
Mesa .....	373,990.90	8,433.63	26,290.61	34,724.24
Mineral .....	10,819.57	.....	116.64	116.64
Moffat .....	62,475.18	.....	4,490.05	4,490.05
Montezuma .....	83,044.31	1,600.00	4,031.97	5,631.97
Montrose .....	153,045.91	15,250.00	9,835.16	25,085.16
Morgan .....	289,565.79	8,000.00	37,280.34	45,280.34
Otero .....	386,136.74	21,000.00	33,956.90	54,956.90
Ouray .....	32,911.15	500.00	1,006.25	1,506.25
Park .....	49,895.78	.....	1,045.13	1,045.13
Phillips .....	108,852.32	37,799.10	13,762.03	51,561.13
Pitkin .....	25,151.84	.....	497.17	497.17
Prowers .....	258,251.41	20,600.00	26,040.95	46,640.95
Pueblo .....	961,252.57	49,199.56	84,820.34	134,019.90
Rio Blanco .....	47,697.02	53.10	5,823.09	5,876.19
Rio Grande .....	191,280.81	15,204.58	14,085.50	29,290.08
Routt .....	162,605.11	6,795.40	13,835.70	20,631.10
Saguache .....	106,196.44	2,038.94	9,924.89	11,963.83
San Juan .....	19,481.08	2,000.00	1,902.75	3,902.75
San Miguel .....	40,972.04	1,831.68	4,632.69	6,464.37
Sedgwick .....	111,230.15	4,614.77	20,040.11	24,654.88
Summit .....	22,620.54	.....	1,925.00	1,925.00
Teller .....	49,637.63	2,010.95	.....	2,010.95
Washington .....	181,571.72	11,730.64	8,938.25	20,668.89
Weld .....	1,099,885.78	117,980.71	150,980.92	268,961.63
Yuma .....	242,397.79	17,721.35	20,429.32	38,150.67
Totals .....	\$17,136,309.30	\$ 1,130,588.65	\$ 1,481,173.52	\$ 2,611,762.17



## FINANCIAL STATISTICS—1934

## DISBURSEMENTS—1934

COUNTY	DISBURSEMENTS—1934		DEBT SERVICE	
	Total Current Expenses	Redemption of Bonds	Interest on Bonds and Registered Wts.	Total
Adams .....	\$ 276,412.09	\$ 25,930.60	\$ 22,345.71	\$ 48,276.31
Alamosa .....	111,986.45	7,612.13	18,370.04	25,982.17
Arapahoe .....	275,518.26	16,876.26	25,219.64	42,095.90
Archuleta .....	36,261.93	2,086.19	3,205.81	5,292.00
Baca .....	152,523.92	6,467.77	12,156.90	18,624.67
Bent .....	115,024.50	9,475.01	4,196.06	13,671.07
Boulder .....	494,834.27	76,859.37	27,389.97	104,249.34
Chaffee .....	94,891.16	3,230.00	4,582.50	7,812.50
Cheyenne .....	106,484.07	11,500.00	12,124.85	23,624.85
Clear Creek .....	40,396.68	.....	270.53	270.53
Conejos .....	90,772.55	7,100.00	11,185.19	18,285.19
Costilla .....	47,253.00	800.00	3,974.90	4,774.90
Crowley .....	83,725.04	656.82	17,271.84	17,928.66
Custer .....	22,005.53	.....	1,899.53	1,899.53
Delta .....	195,941.73	16,769.93	18,678.55	35,448.48
Denver .....	4,341,102.80	524,000.00	425,776.90	949,776.90
Dolores .....	13,690.27	3,005.14	1,105.44	4,110.58
Douglas .....	76,901.87	1,000.00	1,415.49	2,415.49
Eagle .....	73,000.33	1,000.00	1,523.08	2,523.08
Elbert .....	111,936.37	8,500.00	9,124.83	17,624.83
El Paso .....	872,894.32	123,500.00	69,364.64	192,864.64
Fremont .....	259,433.36	16,001.73	32,606.52	48,608.25
Garfield .....	167,458.36	20,900.00	20,284.15	41,184.15
Gilpin .....	22,217.17	.....	.....	.....
Grand .....	39,054.49	3,502.38	1,271.74	4,774.12
Gunnison .....	97,729.73	12,000.00	12,117.50	24,117.50
Hinsdale .....	4,842.14	.....	.....	.....
Huerfano .....	204,522.74	5,246.39	3,499.72	8,746.11
Jackson .....	22,602.47	.....	.....	.....
Jefferson .....	318,294.25	49,238.44	30,419.08	79,657.52
Kiowa .....	82,738.10	2,000.00	1,559.54	3,559.54
Kit Carson .....	183,033.10	16,356.60	22,553.10	38,909.70
Lake .....	67,300.35	.....	.....	.....
La Plata .....	174,399.71	14,300.00	10,542.84	24,842.84
Larimer .....	466,969.78	41,710.00	53,701.34	95,411.34
Las Animas .....	461,199.80	19,115.01	23,095.65	42,210.66
Lincoln .....	157,089.34	5,083.37	11,284.66	16,368.03
Logan .....	304,257.45	21,890.14	35,647.30	57,537.44
Mesa .....	335,563.98	12,150.09	54,768.92	66,919.01
Mineral .....	9,610.93	.....	.....	.....
Moffat .....	67,143.59	5,014.39	4,073.85	9,088.24
Montezuma .....	82,506.78	3,200.00	4,498.34	7,698.34
Montrose .....	132,803.68	16,620.44	9,884.77	26,505.21
Morgan .....	282,174.70	14,254.46	32,483.99	46,738.45
Otero .....	317,176.90	23,100.00	30,485.42	53,585.42
Ouray .....	26,497.90	500.00	996.06	1,496.06
Park .....	56,275.80	1,902.50	27.26	1,929.76
Phillips .....	92,625.49	24,386.49	11,320.49	35,706.98
Pitkin .....	22,894.13	.....	.....	.....
Prowers .....	205,103.94	13,842.03	21,893.43	35,735.46
Pueblo .....	866,752.08	26,010.00	82,158.89	108,168.89
Rio Blanco .....	47,377.14	4,900.00	5,088.61	9,988.61
Rio Grande .....	133,685.81	10,071.14	16,448.45	26,519.59
Routt .....	146,094.88	9,388.26	31,105.94	40,494.20
Saguache .....	102,625.86	3,843.81	6,450.55	10,294.36
San Juan .....	18,288.92	2,000.00	1,758.50	3,758.50
San Miguel .....	39,624.08	1,081.00	2,819.97	3,900.97
Sedgwick .....	87,700.46	13,309.43	26,554.04	39,863.47
Summit .....	21,027.50	.....	1,925.00	1,925.00
Teller .....	55,377.51	1,606.24	176.62	1,782.86
Washington .....	163,490.89	11,850.00	2,859.55	14,709.55
Weld .....	973,205.84	131,150.00	110,110.32	241,260.32
Yuma .....	215,265.08	27,327.53	18,835.09	46,162.62
Totals .....	\$15,167,594.35	\$ 1,431,221.09	\$ 1,426,489.60	\$ 2,857,710.69

## FINANCIAL STATISTICS—1933

## DISBURSEMENTS

## CAPITAL OUTLAY

COUNTY	Sites	Buildings	New Equipment	Total
Adams .....	.....	.....	\$ 1,312.40	\$ 1,312.40
Alamosa .....	.....	\$ 9,430.56	1,779.39	11,209.95
Arapahoe .....	\$ 1,333.57	809.89	860.74	3,004.20
Archuleta .....	.....	.....	.....	.....
Baca .....	10.00	.....	2,579.50	2,589.50
Bent .....	19.19	307.58	24.65	351.42
Boulder .....	.....	.....	2,068.45	2,068.45
Chaffee .....	.....	.....	92.20	92.20
Cheyenne .....	.....	.....	1,202.35	1,202.35
Clear Creek .....	.....	.....	143.51	143.51
Conejos .....	.....	.....	508.80	508.80
Costilla .....	*11,594.89	.....	.....	11,594.89
Crowley .....	.....	.....	284.08	284.08
Custer .....	12.60	416.61	329.10	758.31
Delta .....	4.50	101.70	205.85	312.05
Denver .....	8,554.43	10,686.46	14,585.22	33,826.11
Dolores .....	.....	.....	.....	.....
Douglas .....	.....	528.82	.....	528.82
Eagle .....	.....	290.15	270.17	560.32
Elbert .....	.....	.....	66.44	66.44
El Paso .....	32.90	5,159.17	1,780.00	6,972.07
Fremont .....	.....	890.98	2,188.47	3,079.45
Garfield .....	4,417.73	.....	6,248.83	10,666.56
Gilpin .....	.....	.....	.....	.....
Grand .....	.....	.....	80.21	80.21
Gunnison .....	.....	165.00	66.55	231.55
Hinsdale .....	.....	191.25	.....	191.25
Huerfano .....	50.00	1,722.66	731.11	2,503.77
Jackson .....	.....	.....	333.65	333.65
Jefferson .....	72.87	665.72	3,755.30	4,493.89
Kiowa .....	1,011.34	679.29	231.35	1,921.98
Kit Carson .....	106.27	3,376.89	793.15	4,276.31
Lake .....	.....	.....	.....	.....
La Plata .....	.....	1,204.03	68.80	1,272.83
Larimer .....	3,800.67	1,097.72	3,612.26	8,510.65
Las Animas .....	444.18	2,799.66	2,461.22	5,705.06
Lincoln .....	.....	175.00	1,435.02	1,610.02
Logan .....	.....	436.62	1,919.48	2,356.10
Mesa .....	.....	307.64	665.68	973.32
Mineral .....	.....	.....	.....	.....
Moffat .....	.....	.....	.....	.....
Montezuma .....	.....	.....	159.90	159.90
Montrose .....	.....	89.60	1,971.19	2,060.79
Morgan .....	.....	179.68	7,528.83	7,708.51
Otero .....	.....	968.79	680.61	1,649.40
Ouray .....	505.79	.....	232.95	738.74
Park .....	.....	.....	.....	.....
Phillips .....	.....	.....	.....	.....
Pitkin .....	.....	70.00	.....	70.00
Prowers .....	.....	313.77	556.23	870.00
Pueblo .....	5,685.47	524.12	1,526.78	7,736.37
Rio Blanco .....	.....	65.10	43.00	108.10
Rio Grande .....	.....	.....	272.93	272.93
Routt .....	50.00	32,451.74	2,419.27	34,921.01
Saguache .....	.....	24,851.52	32.13	24,883.65
San Juan .....	.....	100.00	.....	100.00
San Miguel .....	.....	.....	.....	.....
Sedgwick .....	2,615.48	928.58	948.31	4,492.37
Summit .....	.....	.....	.....	.....
Teller .....	.....	.....	.....	.....
Washington .....	.....	.....	1,032.00	1,032.00
Weld .....	.....	185.33	8,498.72	8,684.05
Yuma .....	.....	6,740.00	1,842.27	8,582.27
Totals .....	\$ 40,321.88	\$108,911.63	\$ 80,429.05	\$229,662.56

\*Lost in bank failure.

## FINANCIAL STATISTICS—1934

## DISBURSEMENTS—1934

## CAPITAL OUTLAY

COUNTY	Sites	Buildings	New Equipment	Total
Adams .....			\$ 1,182.32	\$ 1,182.32
Alamosa .....		\$ 1,816.03	794.14	2,610.17
Arapahoe .....	\$ 2,480.89	771.66	550.89	3,803.44
Archuleta .....			88.62	88.62
Baca .....	515.97	208.33	1,128.89	1,853.19
Bent .....	4.58	15.40	149.00	168.98
Boulder .....			3,325.78	3,325.78
Chaffee .....		4,082.57	141.14	4,223.71
Cheyenne .....		148.63	271.16	419.79
Clear Creek .....			218.20	218.20
Conejos .....	65.00	3,799.29	1,035.94	4,900.23
Costilla .....				
Crowley .....		239.82	1,724.78	1,964.60
Custer .....	6.60	175.79	240.00	422.39
Delta .....		1,321.58	1,231.65	2,553.23
Denver .....	37,888.86	2,972.34	4,918.76	45,779.96
Dolores .....				
Douglas .....	4.00	66.39	645.79	716.18
Eagle .....		180.52	493.98	674.50
Elbert .....		31.50	1,342.28	1,373.78
El Paso .....		1,736.19	3,214.13	4,950.32
Fremont .....		7.17	1,157.75	1,164.92
Garfield .....	150.00	2,025.00	483.13	2,658.13
Gilpin .....				
Grand .....	23.00		77.08	100.08
Gunnison .....		99.00	118.00	217.00
Hinsdale .....		632.25		632.25
Huerfano .....	23.50	2,330.63	1,440.95	3,795.08
Jackson .....				
Jefferson .....	184.45	951.69	2,604.59	8,740.73
Kiowa .....		589.11	620.35	1,209.46
Kit Carson .....	99.40	330.00	3,862.50	4,291.90
Lake .....				
La Plata .....		3,835.98	161.27	3,997.25
Larimer .....	550.00	775.23	2,914.22	4,239.45
Las Animas .....	1,415.83	4,193.15	2,648.43	8,257.41
Lincoln .....		757.86	181.25	939.11
Logan .....		790.96	1,911.95	2,702.91
Mesa .....	262.01	4,184.53	1,472.81	5,919.35
Mineral .....				
Moffat .....	25.00	253.30	380.67	657.97
Montezuma .....				
Montrose .....		62.63	895.29	957.92
Morgan .....		391.35	4,061.43	4,452.78
Otero .....	405.83	5,699.08	2,568.94	8,673.85
Ouray .....		40.75	77.15	117.90
Park .....				
Phillips .....				
Pitkin .....				
Prowers .....		58.50	2,136.66	2,195.16
Pueblo .....	18,610.93	943.98	4,025.46	23,580.37
Rio Blanco .....	422.83	65.00	259.06	746.89
Rio Grande .....		50.36	482.77	533.13
Routt .....	290.57	1,524.62	3,604.11	5,419.30
Saguache .....			1,362.39	1,362.39
San Juan .....				
San Miguel .....			353.35	353.35
Sedgwick .....		50.00	8.00	58.00
Summit .....				
Teller .....	15.80		1,258.66	1,274.46
Washington .....		844.93	1,638.25	2,483.18
Weld .....	1,370.41	873.22	6,305.49	8,549.12
Yuma .....				
Totals .....	\$ 64,815.46	\$ 49,925.32	\$ 71,769.41	\$ 186,510.19

FINANCIAL STATISTICS—1933  
CASH STATEMENT OF DISTRICT FOR YEAR  
Beginning July 1, 1932—Ending June 30, 1933

COUNTY	Total Capital Outlay and Debt Service	Cash on Hand at Beginning of Year	Total Cash Receipts	Total Payments	Cash on Hand at End of Year
Adams .....	\$ 52,880.93	\$ 68,252.91	\$ 321,314.24	\$ 324,972.56	\$ 64,594.59
Alamosa .....	35,439.46	21,546.39	149,259.84	147,872.93	22,933.30
Arapahoe .....	48,070.43	36,025.68	356,245.11	326,767.93	65,502.86
Archuleta .....	4,837.85	16,242.42	48,065.57	46,866.08	17,441.91
Baca .....	20,118.82	48,670.19	179,199.45	190,221.55	37,648.09
Bent .....	10,588.19	17,207.24	133,913.20	136,664.91	14,455.53
Boulder .....	130,809.63	68,703.32	635,726.61	633,346.30	71,083.63
Chaffee .....	10,130.46	13,002.81	130,159.34	119,667.46	23,494.69
Cheyenne .....	21,218.19	30,430.69	140,184.96	138,338.36	32,277.29
Clear Creek .....	226.01	6,200.20	38,877.40	39,986.82	5,090.78
Conejos .....	17,577.49	20,933.14	118,454.19	110,197.88	29,189.45
Costilla .....	17,980.06	17,996.09	46,680.00	53,683.61	10,992.48
Crowley .....	19,837.84	27,212.01	96,730.95	96,179.07	27,763.79
Custer .....	3,793.00	2,778.26	28,707.81	28,427.70	3,058.47
Delta .....	44,317.96	30,945.37	274,181.71	276,243.25	28,883.83
Denver .....	692,765.91	201,612.41	5,494,748.76	5,097,170.65	599,190.52
Dolores .....	.....	5,534.32	13,033.10	16,422.79	2,144.63
Douglas .....	4,787.28	18,874.08	102,073.75	98,421.32	22,526.51
Eagle .....	5,710.84	48,604.95	93,714.35	89,300.83	53,018.47
Elbert .....	13,882.34	48,391.50	198,416.17	137,083.22	49,724.45
El Paso .....	201,076.42	94,265.98	1,159,621.20	1,164,002.38	89,884.80
Fremont .....	56,148.96	69,362.46	364,456.80	370,957.33	63,761.93
Garfield .....	46,627.66	80,166.91	222,747.57	226,560.30	76,354.18
Gilpin .....	276.47	10,397.76	21,332.78	21,436.72	10,293.82
Grand .....	3,830.00	2,550.83	41,816.89	41,650.93	2,717.69
Gunnison .....	25,717.71	18,143.40	142,289.67	138,112.03	22,321.04
Hinsdale .....	191.25	1,344.82	8,115.75	7,915.21	1,545.36
Huerfano .....	9,763.95	70,585.43	260,887.93	241,816.50	89,656.86
Jackson .....	333.65	10,483.41	23,164.36	23,418.75	10,229.02
Jefferson .....	81,657.91	109,788.70	403,260.35	431,802.69	81,246.36
Kiowa .....	5,806.28	10,178.14	114,315.23	105,340.34	19,153.03
Kit Carson .....	37,327.36	70,162.90	236,415.16	250,086.57	56,491.49
Lake .....	.....	20,272.49	73,473.72	71,864.83	21,881.38
La Plata .....	33,416.08	23,688.04	252,833.89	248,113.50	28,408.43
Larimer .....	103,387.90	132,445.54	632,859.81	644,925.63	120,379.72
Las Animas .....	47,160.37	63,667.25	633,902.45	608,312.63	89,257.07
Lincoln .....	19,662.71	53,303.18	184,585.45	194,586.67	43,301.96
Logan .....	68,967.78	104,128.00	453,439.33	447,951.65	109,615.68
Mesa .....	35,697.56	47,156.53	427,957.46	398,423.34	76,690.65
Mineral .....	116.64	6,920.88	12,382.25	11,905.83	7,397.30
Moffat .....	4,490.05	22,429.25	89,823.24	80,373.19	31,879.30
Montezuma .....	5,791.87	15,001.10	85,412.26	88,836.18	11,577.18
Montrose .....	27,145.95	38,778.63	213,549.31	206,951.77	45,376.17
Morgan .....	52,988.85	49,127.56	321,447.44	323,641.17	46,933.83
Otero .....	56,606.30	49,014.15	424,056.81	423,010.04	50,060.92
Ouray .....	2,244.99	6,692.74	37,265.09	35,083.59	8,874.24
Park .....	10,415.13	7,960.05	49,072.97	50,728.38	6,304.64
Phillips .....	51,561.13	103,121.15	125,179.31	160,413.45	67,887.01
Pitkin .....	567.17	8,912.70	30,119.34	28,859.40	10,172.64
Prowers .....	47,510.95	25,449.22	297,770.05	303,709.82	19,509.45
Pueblo .....	141,756.27	152,818.01	1,171,984.02	1,170,712.50	154,089.53
Rio Blanco .....	5,984.29	13,067.65	52,909.75	50,654.07	15,323.33
Rio Grande .....	29,563.01	55,238.78	213,807.54	231,884.34	37,211.98
Routt .....	53,552.11	55,361.95	197,988.48	213,287.64	40,062.79
Saguache .....	36,847.48	47,192.31	84,159.62	98,807.02	32,544.91
San Juan .....	4,002.75	20,311.62	23,169.75	24,639.74	18,841.63
San Miguel .....	6,464.37	10,681.83	37,595.90	39,011.80	9,265.93
Sedgwick .....	29,147.25	22,874.31	139,832.07	137,027.36	25,679.02
Summit .....	1,925.00	15,854.22	31,238.51	33,297.92	13,794.81
Teller .....	2,010.95	9,212.02	48,743.90	50,117.84	7,838.08
Washington .....	21,700.89	76,859.16	217,835.41	219,316.89	75,377.68
Weld .....	277,645.68	275,710.77	1,420,289.27	1,367,009.84	328,990.20
Yuma .....	46,732.94	82,592.78	271,041.91	282,462.30	71,172.39
Totals .....	\$2,841,427.73	\$ 2,912,488.59	\$19,793,836.51	\$19,375,954.40	\$ 3,330,376.70

## FINANCIAL STATISTICS—1934

## CASH STATEMENT OF DISTRICT FOR YEAR

Beginning July 1, 1933—Ending June 30, 1934

COUNTY	Total Capital Outlay and Debt Service	Cash on Hand at Beginning of Year	Total Cash Receipts	Total Payments	Cash on Hand at End of Year
Adams .....	\$ 49,458.63	\$ 64,661.17	\$ 381,423.09	\$ 342,805.25	\$ 103,279.01
Alamosa .....	28,592.34	22,883.05	114,631.11	117,867.82	19,646.34
Arapahoe .....	45,899.34	28,154.14	386,350.93	334,437.21	80,067.86
Archuleta .....	5,380.62	17,177.52	24,497.45	32,237.27	9,437.70
Baca .....	20,477.86	38,089.04	181,075.72	173,581.74	45,583.02
Bent .....	13,840.05	15,423.63	147,106.87	140,865.86	21,664.64
Boulder .....	107,575.12	69,729.07	643,745.29	586,265.52	127,208.84
Chaffee .....	12,036.21	23,494.69	93,152.64	105,200.31	11,447.02
Cheyenne .....	24,044.64	32,277.29	156,483.77	136,347.51	52,413.55
Clear Creek .....	488.73	5,090.78	50,447.21	40,983.22	14,554.77
Conejos .....	23,185.42	29,303.36	87,303.54	97,074.21	19,532.69
Costilla .....	4,774.90	10,977.75	39,733.93	36,872.16	13,839.52
Crowley .....	19,893.26	26,428.32	79,141.80	86,975.11	18,595.01
Custer .....	2,321.92	4,483.41	26,454.61	24,327.45	6,610.57
Delta .....	38,001.71	28,866.22	222,745.27	227,947.03	23,664.46
Denver .....	995,556.86	115,477.40	5,403,921.20	4,962,843.37	556,555.23
Dolores .....	4,110.58	5,106.67	16,763.63	17,800.85	4,069.45
Douglas .....	3,131.67	22,111.32	75,269.91	76,285.01	21,096.22
Eagle .....	3,197.58	54,071.21	18,453.04	76,221.52	36,302.73
Elbert .....	18,998.61	49,993.32	128,446.06	136,419.65	42,019.73
El Paso .....	197,814.96	89,570.57	1,145,196.23	1,078,682.17	156,084.63
Fremont .....	49,773.17	66,642.99	309,233.22	321,035.60	54,860.61
Garfield .....	43,824.28	75,311.40	175,178.71	207,845.31	42,644.80
Gilpin .....	.....	10,406.32	18,405.70	16,683.06	12,128.96
Grand .....	4,874.20	5,199.06	51,144.09	45,159.91	11,183.24
Gunnison .....	24,334.50	18,834.17	117,133.49	122,723.46	13,244.20
Hinsdale .....	632.25	1,594.18	4,701.76	5,474.41	821.53
Huerfano .....	12,541.19	89,088.67	183,236.60	201,190.11	71,135.16
Jackson .....	.....	10,279.02	20,378.62	22,873.79	7,783.85
Jefferson .....	83,398.25	94,881.02	410,483.24	401,692.50	103,671.76
Kiowa .....	4,769.00	14,883.74	78,435.14	82,570.70	10,748.18
Kit Carson .....	43,201.60	53,941.83	260,421.18	242,803.30	71,559.71
Lake .....	.....	21,881.38	58,877.96	66,425.11	13,834.23
La Plata .....	28,840.09	28,407.56	203,272.20	203,338.98	28,340.78
Larimer .....	99,650.79	119,748.16	634,511.53	608,574.42	145,685.27
Las Animas .....	50,468.07	86,055.33	567,523.91	533,156.82	120,422.42
Lincoln .....	17,307.14	46,587.77	193,938.42	174,396.48	66,129.71
Logan .....	60,240.35	109,794.48	465,995.14	446,017.33	129,772.29
Mesa .....	72,838.36	75,935.42	444,108.61	484,448.70	35,595.33
Mineral .....	.....	8,333.91	8,201.85	10,399.89	6,135.87
Moffat .....	9,746.21	23,391.56	83,565.99	80,566.11	26,391.44
Montezuma .....	7,698.34	11,577.02	95,497.83	90,205.12	16,869.73
Montrose .....	27,463.13	46,376.40	164,221.15	165,617.28	44,980.27
Morgan .....	51,191.23	47,396.78	368,615.20	327,946.42	88,065.56
Otero .....	62,259.27	50,144.74	400,817.89	420,869.44	30,093.19
Ouray .....	1,613.96	8,874.24	26,244.77	26,381.90	8,737.11
Park .....	1,929.76	6,304.64	52,223.42	48,552.01	9,976.05
Phillips .....	35,706.98	67,897.01	133,287.27	136,916.03	64,268.25
Pitkin .....	.....	10,148.47	19,246.38	21,889.34	7,505.51
Prowers .....	37,930.62	19,509.45	280,871.07	263,886.01	36,494.51
Pueblo .....	131,749.26	153,612.47	1,050,540.71	1,023,754.30	180,398.88
Rio Blanco .....	10,735.50	19,513.43	58,187.69	61,138.85	16,562.27
Rio Grande .....	27,052.72	29,090.29	162,409.00	160,738.53	30,760.76
Routt .....	45,913.50	38,419.96	208,003.18	190,351.74	56,071.40
Saguache .....	11,656.75	30,757.06	51,828.61	67,507.95	15,077.72
San Juan .....	3,758.50	18,842.53	18,673.56	22,009.71	15,506.38
San Miguel .....	4,254.32	6,116.06	42,367.83	40,476.89	8,007.00
Sedgwick .....	39,921.47	25,679.02	146,871.74	134,243.83	38,306.93
Summit .....	1,925.00	13,794.81	32,100.87	30,724.44	15,171.24
Teller .....	3,057.32	7,510.58	94,402.72	57,706.48	44,206.82
Washington .....	17,192.73	75,675.33	234,371.89	218,977.96	91,069.26
Weid .....	249,809.44	324,942.25	1,434,438.02	1,326,979.14	432,401.13
Yuma .....	46,162.62	68,316.01	281,656.01	261,258.32	88,713.70
Totals .....	\$3,044,220.88	\$ 2,795,066.45	\$19,107,987.47	\$18,207,547.92	\$ 3,695,506.00

## TEACHERS' AVERAGE SALARY—1933

COUNTY	Kindergarten Schools	Elementary Schools	Junior High Schools	Senior High Schools	Superintendents, Principals and Supervisor	County Average for All Teachers
Adams .....		\$ 971	\$1,381	\$1,415	\$2,095	\$1,110
Alamosa .....		1,048	1,220	1,313	1,600	1,201
Arapahoe .....		1,059	1,050	1,490	1,861	1,284
Archuleta .....		793	.....	1,350	2,250	873
Baca .....		818	.....	1,081	1,215	893
Bent .....		908	.....	1,310	1,350	1,012
Boulder .....	\$1,650	1,092	1,409	1,601	2,355	1,347
Chaffee .....		995	1,350	1,569	2,150	1,227
Cheyenne .....		807	.....	1,171	1,775	989
Clear Creek .....		1,021	1,450	1,300	2,250	1,196
Conejos .....		583	.....	1,211	.....	717
Costilla .....		749	850	1,300	.....	777
Crowley .....		851	675	1,238	1,617	1,028
Custer .....		617	.....	1,500	.....	734
Delta .....		903	1,073	1,304	3,081	1,101
Denver .....	2,354	2,130	2,397	2,429	3,633	2,338
Dolores .....		937	.....	1,050	.....	949
Douglas .....		846	.....	1,425	1,690	987
Eagle .....		925	1,300	1,550	.....	1,117
Elbert .....		636	.....	1,204	1,590	735
El Paso .....	1,805	1,511	2,048	1,826	2,150	1,760
Fremont .....		1,079	1,355	1,520	2,197	1,314
Garfield .....		992	1,113	1,504	1,963	1,147
Gilpin .....		1,044	.....	.....	1,600	1,100
Grand .....		823	.....	1,325	2,250	918
Gunnison .....	500	997	.....	1,478	2,250	1,194
Hinsdale .....		730	850	1,150	.....	850
Huerfano .....		913	1,400	1,418	1,458	1,069
Jackson .....		906	.....	1,350	2,750	1,088
Jefferson .....	1,100	1,003	1,271	1,486	2,180	1,181
Kiowa .....		847	.....	1,004	1,200	924
Kit Carson .....		765	1,160	1,281	1,900	940
Lake .....		1,120	.....	1,677	2,083	1,460
La Plata .....		934	1,250	1,405	1,966	1,106
Larimer .....	975	1,055	1,503	1,468	2,060	1,283
Las Animas .....	1,216	959	1,400	1,548	1,814	1,112
Lincoln .....		805	1,175	1,327	2,021	965
Logan .....		878	1,107	1,427	1,712	1,112
Mesa .....		1,006	1,321	1,398	1,330	1,184
Mineral .....		1,170	.....	1,500	.....	1,267
Moffat .....		549	833	1,250	1,950	650
Montezuma .....		776	1,075	1,159	2,050	893
Montrose .....		917	.....	1,465	1,850	1,071
Morgan .....		970	.....	1,504	2,006	1,212
Otero .....	1,150	1,079	1,327	1,420	1,753	1,290
Ouray .....		890	.....	1,417	.....	1,027
Park .....		767	1,055	.....	.....	824
Phillips .....		876	.....	1,331	.....	996
Pitkin .....		853	.....	1,156	.....	911
Prowers .....		883	1,295	1,394	1,742	1,067
Pueblo .....	994	1,069	1,321	1,609	2,644	1,310
Rio Blanco .....		738	.....	1,400	1,750	880
Rio Grande .....		1,149	1,200	1,477	2,500	1,368
Routt .....		927	.....	1,519	2,750	1,054
Saguache .....		958	1,050	1,292	2,079	1,138
San Juan .....		1,208	.....	1,383	1,850	1,373
San Miguel .....		955	.....	1,283	2,250	1,090
Sedgwick .....		908	.....	1,332	2,690	1,057
Summit .....		854	.....	1,050	1,500	959
Teller .....		1,080	950	1,475	3,250	1,224
Washington .....		726	.....	1,358	2,750	1,208
Weld .....		998	1,288	1,372	1,805	1,201
Yuma .....		691	.....	1,333	2,100	878
State Average .....	\$1,839	\$1,094	\$1,832	\$1,618	\$2,135	\$1,347

## TEACHERS' AVERAGE SALARY—1934

COUNTY	Kindergarten Schools	Elementary Schools	Junior High Schools	Senior High Schools	Superintendents, County Principals and Supervisors	Average for All Teachers
Adams .....		\$ 900	\$1,200	\$1,209	\$1,668	\$1,002
Alamosa .....		770	838	939	....	823
Arapahoe .....		927	1,081	1,255	1,731	1,090
Archuleta .....		642	....	1,017	1,850	700
Baca .....		651	....	863	1,250	709
Bent .....		791	....	1,250	1,775	890
Boulder .....	\$ 500	1,004	1,318	1,395	2,106	1,240
Chaffee .....		864	1,300	1,593	1,942	1,143
Cheyenne .....		607	....	1,130	1,600	774
Clear Creek .....		952	1,100	1,317	2,250	1,139
Conejos .....		592	....	844	....	639
Costilla .....		742	....	1,150	....	761
Crowley .....		789	869	1,161	....	912
Custer .....		531	500	750	....	535
Delta .....		828	966	1,193	1,700	1,008
Denver .....		1,878	2,093	2,071	3,088	2,041
Dolores .....		744	....	950	....	767
Douglas .....		830	....	1,320	....	921
Eagle .....		805	....	1,436	....	1,020
Elbert .....		583	....	973	1,186	657
El Paso .....	1,676	1,340	1,786	1,762	1,984	1,575
Fremont .....		974	1,340	1,524	1,803	1,192
Garfield .....	1,350	870	1,025	1,226	1,650	1,005
Gilpin .....		898	....	1,350	....	1,017
Grand .....		816	....	1,580	....	888
Gunnison .....	500	822	1,100	1,429	1,983	1,084
Hinsdale .....		617	....	1,250	....	707
Huerfano .....		884	1,650	1,221	2,717	967
Jackson .....		794	....	1,783	....	969
Jefferson .....	1,050	908	1,243	1,367	2,025	1,095
Kiowa .....		738	....	961	1,250	818
Kit Carson .....		644	919	1,038	1,250	759
Lake .....		1,036	....	1,572	2,383	1,297
La Plata .....		831	1,350	1,146	1,683	976
Larimer .....	875	871	1,288	1,292	1,616	1,076
Las Animas .....	1,150	927	....	1,516	2,210	1,068
Lincoln .....		746	....	1,514	....	837
Logan .....		708	891	1,060	1,479	849
Mesa .....		953	1,325	1,340	3,250	1,037
Mineral .....		1,000	....	1,300	....	1,100
Moffat .....		610	....	1,050	1,850	674
Montezuma .....		653	855	1,010	1,616	743
Montrose .....		766	....	1,192	1,378	891
Morgan .....		903	....	1,330	2,436	1,077
Otero .....		891	974	1,161	1,986	1,046
Ouray .....		716	....	1,250	1,300	902
Park .....		673	....	1,150	....	749
Phillips .....		726	....	1,189	1,950	876
Pitkin .....		792	....	1,316	....	875
Prowers .....		750	1,160	1,150	1,790	857
Pueblo .....	1,114	1,134	1,414	1,513	2,480	1,337
Rio Blanco .....		658	....	1,333	2,250	787
Rio Grande .....		1,112	1,750	1,403	2,925	1,309
Routt .....		814	....	1,156	2,000	910
Saguache .....		848	....	1,117	1,750	974
San Juan .....		1,190	....	1,350	1,850	1,320
San Miguel .....		750	1,100	1,321	....	892
Sedgwick .....		697	....	978	1,575	787
Summit .....		862	....	1,400	....	933
Teller .....		882	850	1,361	2,750	1,045
Washington .....		698	....	1,046	2,250	756
Weld .....		Not given by schools	....	....	990	990
Yuma .....		624	....	1,081	2,250	712
State Average .....	\$1,195	\$ 985	\$1,675	\$1,466	\$2,115	\$1,186

## NUMBER OF DISTRICTS IN COUNTY—1933

COUNTY	Number 1st Class Districts	Number 2nd Class Districts	Number 3rd Class Districts	Total No. of Districts
Adams .....	1	3	38	42
Alamosa .....	1	..	13	14
Arapahoe .....	2	2	25	29
Archuleta .....	..	1	21	22
Baca .....	..	2	64	66
Bent .....	1	1	36	38
Boulder .....	2	2	52	56
Chaffee .....	1	..	24	25
Cheyenne .....	..	..	9	9
Clear Creek .....	1	..	9	10
Conejos .....	..	3	27	30
Costilla .....	..	1	13	14
Crowley .....	..	4	5	9
Custer .....	..	..	22	22
Delta .....	1	3	14	18
Denver .....	1	..	..	1
Dolores .....	..	..	10	10
Douglas .....	..	..	33	33
Eagle .....	..	..	23	23
Elbert .....	..	..	47	47
El Paso .....	1	1	36	38
Fremont .....	2	1	29	32
Garfield .....	..	2	41	43
Gilpin .....	..	..	10	10
Grand .....	..	..	17	17
Gunnison .....	..	2	24	26
Hinsdale .....	..	..	4	4
Huerfano .....	1	1	50	52
Jackson .....	..	..	6	6
Jefferson .....	..	5	41	46
Kiowa .....	..	1	17	18
Kit Carson .....	..	1	81	82
Lake .....	1	..	8	9
La Plata .....	1	1	36	38
Larimer .....	2	1	43	46
Las Animas .....	3	1	119	123
Lincoln .....	..	2	43	45
Logan .....	1	1	56	58
Mesa .....	1	4	31	36
Mineral .....	..	..	3	3
Moffat .....	..	1	36	37
Montezuma .....	..	3	28	31
Montrose .....	1	1	24	26
Morgan .....	2	..	17	19
Otero .....	2	4	14	20
Ouray .....	..	..	12	12
Park .....	..	..	20	20
Phillips .....	..	2	36	38
Pitkin .....	1	..	14	15
Prowers .....	1	3	47	51
Pueblo .....	2	2	44	48
Rio Blanco .....	..	1	14	15
Rio Grande .....	2	2	4	8
Routt .....	..	2	43	45
Saguache .....	..	2	16	18
San Juan .....	..	..	1	1
San Miguel .....	..	..	15	15
Sedgwick .....	..	2	23	25
Summit .....	..	..	9	9
Teller .....	..	1	10	11
Washington .....	..	1	84	85
Weld .....	2	11	123	136
Yuma .....	..	2	116	118
Totals .....	37	86	1,930	*2,053

\*Of this total 55 are joint districts.



## NUMBER OF DISTRICTS IN COUNTY—1934

COUNTY	Number 1st Class Districts	Number 2nd Class Districts	Number 3rd Class Districts	Total No. of Districts
Adams .....	1	3	38	42
Alamosa .....	1	..	13	14
Arapahoe .....	2	2	25	29
Archuleta .....	..	1	21	22
Baca .....	..	2	64	66
Bent .....	1	1	37	39
Boulder .....	2	2	52	56
Chaffee .....	1	..	24	25
Cheyenne .....	..	..	9	9
Clear Creek .....	..	1	7	8
Conejos .....	..	4	26	30
Costilla .....	..	1	13	14
Crowley .....	..	4	5	9
Custer .....	..	..	22	22
Delta .....	1	3	14	18
Denver .....	1	..	..	1
Dolores .....	..	..	10	10
Douglas .....	..	..	33	33
Eagle .....	..	..	23	23
Elbert .....	..	..	47	47
El Paso .....	1	1	36	38
Fremont .....	2	1	29	32
Garfield .....	..	2	41	43
Gilpin .....	..	..	10	10
Grand .....	..	..	17	17
Gunnison .....	..	2	24	26
Hinsdale .....	..	..	4	4
Huerfano .....	1	1	51	53
Jackson .....	..	..	6	6
Jefferson .....	..	5	41	46
Kiowa .....	..	1	17	18
Kit Carson .....	..	1	82	83
Lake .....	1	..	8	9
La Plata .....	1	1	36	38
Larimer .....	2	1	43	46
Las Animas .....	3	1	120	124
Lincoln .....	..	2	42	44
Logan .....	1	1	57	59
Mesa .....	1	4	31	36
Mineral .....	..	..	3	3
Moffat .....	..	1	36	37
Montezuma .....	..	3	28	31
Montrose .....	1	1	24	26
Morgan .....	2	..	17	19
Otero .....	2	4	14	20
Ouray .....	..	..	12	12
Park .....	..	..	20	20
Phillips .....	..	2	36	38
Pitkin .....	..	..	15	15
Prowers .....	1	3	47	51
Pueblo .....	2	2	44	48
Río Blanco .....	..	1	14	15
Río Grande .....	2	2	4	8
Routt .....	..	2	44	46
Saguache .....	..	1	17	18
San Juan .....	..	..	1	1
San Miguel .....	..	..	15	15
Sedgwick .....	..	2	23	25
Summit .....	..	..	9	9
Teller .....	..	1	10	11
Washington .....	..	1	85	86
Weld .....	2	11	123	136
Yuma .....	..	2	116	118
Totals .....	35	87	1,935	*2,057

\*Of this total 55 are Jt. Districts.

Denver, Colorado, August 11, 1933.

MR. BENJ. F. STAPLETON,  
Auditor of State, Capitol Building,  
Denver, Colorado.

Dear Sir:

Pursuant to law I have this day apportioned the Public School Income Fund as follows:

County	Amount Apportioned	Withheld Acct. High School Tuition	Balance Certified to State Auditor
Adams .....	\$ 742.97	\$ 120.00	\$ 622.97
Alamosa .....	326.14	.....	326.14
Arapahoe .....	841.91	45.00	796.91
Archuleta .....	137.35	.....	137.35
Baca .....	408.62	.....	408.62
Bent .....	281.44	60.00	221.44
Boulder .....	1,226.44	.....	1,226.44
Chaffee .....	238.65	.....	238.65
Cheyenne .....	126.18	55.00	71.18
Clear Creek.....	61.96	.....	61.96
Conejos .....	491.00	.....	491.00
Costilla .....	266.75	.....	266.75
Crowley .....	212.36	.....	212.36
Custer .....	73.35	.....	73.35
Delta .....	668.58	.....	668.58
Denver .....	10,624.74	.....	10,624.74
Dolores .....	44.28	.....	44.28
Douglas .....	115.82	115.82	.....
Eagle .....	115.38	.....	115.38
Elbert .....	220.07	220.07	.....
El Paso .....	1,626.51	.....	1,626.51
Fremont .....	680.28	.....	680.28
Garfield .....	438.46	390.00	48.46
Gilpin .....	35.91	.....	35.91
Grand .....	69.15	.....	69.15
Gunnison .....	167.20	.....	167.20
Hinsdale .....	11.19	.....	11.19
Huerfano .....	781.73	.....	781.73
Jackson .....	35.82	.....	35.82
Jefferson .....	686.93	.....	686.93
Kiowa .....	167.96	90.00	77.96
Kit Carson .....	396.38	.....	396.38
Lake .....	166.18	.....	166.18
La Plata .....	505.39	.....	505.39
Larimer .....	1,254.41	.....	1,254.41

County	Amount Apportioned	Withheld Acct. High School Tuition	Balance Certified to State Auditor
Las Animas.....	\$ 1,451.87	\$ 135.00	\$ 1,316.87
Lincoln .....	241.06	75.00	166.06
Logan .....	840.75	.....	840.75
Mesa .....	1,097.57	.....	1,097.57
Mineral .....	15.03	.....	15.03
Moffat .....	142.97	.....	142.97
Montezuma .....	331.38	.....	331.38
Montrose .....	511.71	300.00	211.71
Morgan .....	744.65	.....	744.65
Otero .....	937.39	.....	937.39
Ouray .....	44.56	.....	44.56
Park .....	72.94	.....	72.94
Phillips .....	205.10	.....	205.10
Pitkin .....	49.28	.....	49.28
Prowers .....	574.77	.....	574.77
Pueblo .....	2,480.68	.....	2,480.68
Rio Blanco .....	106.24	.....	106.24
Rio Grande.....	404.56	.....	404.56
Routt .....	276.67	.....	276.67
Saguache .....	233.49	.....	233.49
San Juan.....	25.07	.....	25.07
San Miguel.....	75.48	.....	75.48
Sedgwick .....	214.84	.....	214.84
Summit .....	23.38	.....	23.38
Teller .....	135.02	.....	135.02
Washington .....	380.25	.....	380.25
Weld .....	2,599.44	685.85	1,913.59
Yuma .....	531.88	.....	531.88
Adams State Teachers College .....	13.35	.....	13.35
Colorado State Teachers College .....	132.03	.....	132.03
Western State College of Colorado .....	23.09	.....	23.09
	<hr/>	<hr/>	<hr/>
	\$39,163.99	\$ 2,291.74	\$36,872.25

State Aid for Payment of  
Teachers' Minimum  
Salaries

County	Amount
Alamosa .....	\$ 3,233.36
Arapahoe .....	15,128.28
Baca .....	12,703.39
Bent .....	1,160.23
Conejos .....	12,211.85
Costilla .....	1,648.03
Custer .....	1,015.25
Delta .....	13,227.36
Dolores .....	2,224.81
Fremont .....	7,938.89
Huerfano .....	22,878.97
Jefferson .....	3,004.98
Kit Carson .....	6,382.77
La Plata .....	12,478.64
Las Animas .....	28,643.86
Lincoln .....	3,242.71
Logan .....	3,726.88
Mesa .....	17,607.73
Moffat .....	7,168.74
Montezuma .....	14,789.36
Montrose .....	8,544.76
Morgan .....	2,131.05
Otero .....	1,640.52
Prowers .....	1,503.97
Rio Blanco .....	379.08
Rio Grande .....	3,520.46
Routt .....	1,218.65
San Miguel .....	4,135.40
Teller .....	1,544.48
Washington .....	11,911.96
Weld .....	17,918.35
Yuma .....	12,882.90

---

\$255,747.69

## High School Tuition

County	School	Dist.	Amount
Adams.....	Brighton	27	\$ 189.00
Arapahoe.....	Littleton	6	51.93
Boulder.....	Longmont	17	374.85
Boulder.....	Lafayette	52	120.00
Delta.....	Crawford	28	50.00
Denver.....	Denver	1	45.00
Douglas.....	Parker	37	9.90
Elbert.....	Elizabeth		
	U. H. S.	1	8.25
Elbert.....	Agate Union		
	High S.	3	75.00
El Paso.....	Monument	5	55.64
El Paso.....	Miama-		
	Rush	29	6.60
El Paso.....	Ramah	46	171.77
Kiowa.....	Eads	1	30.00
Kit Carson.....	First Cen-		
	tral	29	25.00
Larimer.....	Fort Collins	5	72.00
Larimer.....	Berthoud	13	50.00
Lincoln.....	Limon U. H.		
	S.	1	31.80
Mesa.....	Grand June-		
	tion	1	90.00
Mesa.....	DeBeque	10	300.00
Otero.....	La Junta	11	135.00
Prowers.....	Wiley	13	150.00
San Miguel.....	Norwood	6	250.00

---

\$2,291.74

Amount certified by State Auditor.....	\$297,354.07
State aid payment of teachers' minimum salaries .....	\$255,747.69
Amount deducted for supplies.....	2,472.70
High school tuition.....	2,291.74
Balance certified to State Auditor.....	36,872.25
Excess apportionment .....	30.31
	<hr/>
	\$297,384.38
	\$297,384.38

Respectfully submitted,

INEZ JOHNSON LEWIS,  
State Superintendent of Public Instruction.

Denver, Colorado, February 26, 1934.

MR. BENJ. F. STAPLETON,  
Auditor of State, Capitol Building,  
Denver, Colorado.

Dear Sir:

Pursuant to law I have this day apportioned the Public School Income Fund as follows:

State Aid for the Payment of Teachers' Minimum Salaries

County	Amount Due 1st Half School Year 1933-34	Less 21.94%	Balance Certified to State Auditor 78.06%
Adams .....	\$ 4,529.26	\$ 993.72	\$ 3,535.54
Alamosa .....	5,150.66	1,130.05	4,020.61
Arapahoe .....	16,961.29	3,721.31	13,239.98
Archuleta .....	651.40	142.92	508.48
Baca .....	17,236.01	3,781.58	13,454.43
Bent .....	2,488.88	546.06	1,942.82
Boulder .....	5,133.23	1,126.23	4,007.00
Conejos .....	10,192.86	2,236.31	7,956.55
Costilla .....	6,184.48	1,356.87	4,827.61
Crowley .....	3,975.28	872.18	3,103.10
Custer .....	971.40	213.13	758.27
Delta .....	17,456.89	3,830.04	13,626.85
Dolores .....	2,142.10	469.98	1,672.12
Elbert .....	2,398.34	526.20	1,872.14
Fremont .....	10,347.86	2,270.32	8,077.54
Huerfano .....	23,367.46	5,126.82	18,240.64
Jefferson .....	9,411.00	2,064.77	7,346.23
Kit Carson .....	9,791.16	2,147.98	7,643.18
La Plata .....	14,201.32	3,115.77	11,085.55
Larimer .....	2,089.31	458.39	1,630.92
Las Animas.....	35,100.43	7,701.03	27,399.40
Lincoln .....	5,496.62	1,205.96	4,290.66
Logan .....	8,644.56	1,896.61	6,747.95
Mesa .....	29,978.85	6,577.36	23,401.49
Moffat .....	7,625.69	1,673.08	5,952.61
Montezuma .....	16,936.69	3,715.91	13,220.78
Montrose .....	10,855.64	2,381.73	8,473.91
Morgan .....	7,955.88	1,745.52	6,210.36
Otero .....	8,110.36	1,779.41	6,330.95
Phillips .....	1,578.75	346.38	1,232.37
Pitkin .....	74.65	16.38	58.27
Prowers .....	6,987.97	1,533.16	5,454.81
Pueblo .....	3,577.08	784.81	2,792.27
Rio Blanco .....	390.40	85.65	304.75
Rio Grande.....	6,253.24	1,371.96	4,881.28

County	Amount Due 1st Half School Year 1933-34	Less 21.94%	Balance Certified to State Auditor 78.06%
Routt .....	\$ 5,475.33	\$ 1,201.29	\$ 4,274.04
San Miguel .....	1,643.17	360.51	1,282.66
Sedgwick .....	260.53	57.16	203.37
Teller .....	2,108.37	462.57	1,645.80
Washington .....	14,792.82	3,245.54	11,547.28
Weld .....	33,859.63	7,428.80	26,430.83
Yuma .....	19,479.43	4,273.78	15,205.65
	<hr/>	<hr/>	<hr/>
	\$391,866.28	\$ 85,975.23	\$305,891.05
Amount to be apportioned.....			\$305,880.79
State aid payment teachers' minimum salaries .....		\$305,891.05	
Excess apportionment .....			10.26
		<hr/>	<hr/>
		\$305,891.05	\$305,891.05

Respectfully submitted,

INEZ JOHNSON LEWIS,  
State Superintendent of Public Instruction.

Denver, Colorado, August 8, 1932.

MR. WILLIAM D. MacGINNIS,  
Auditor of State, Capitol Building,  
Denver, Colorado.

Dear Sir:

Pursuant to law I have this day apportioned the Public School Income Fund as follows:

County	Amount Apportioned	Withheld Acct. High School Tuition	Balance Certified to State Auditor
Adams .....	\$ 2,990.85	\$ 80.00	\$ 2,910.85
Alamosa .....	1,251.69	.....	1,251.69
Arapahoe .....	3,195.15	135.00	3,060.15
Archuleta .....	485.34	.....	485.34
Baca .....	1,732.76	.....	1,732.76
Bent .....	1,275.57	60.00	1,215.57
Boulder .....	4,697.59	.....	4,697.59
Chaffee .....	1,004.30	.....	1,004.30
Cheyenne .....	596.46	105.00	491.46
Clear Creek .....	248.06	.....	248.06
Conejos .....	1,901.76	.....	1,901.76
Costilla .....	977.52	.....	977.52
Crowley .....	943.48	.....	943.48
Custer .....	271.73	.....	271.73
Delta .....	2,467.53	.....	2,467.53
Denver .....	39,335.16	.....	39,335.16
Dolores .....	203.77	60.00	143.77
Douglas .....	418.15	72.00	346.15
Eagle .....	483.05	.....	483.05
Elbert .....	1,008.38	295.00	713.38
El Paso .....	6,275.59	.....	6,275.59
Fremont .....	2,672.97	.....	2,672.97
Garfield .....	1,494.28	370.00	1,124.28
Gilpin .....	134.76	.....	134.76
Grand .....	286.53	.....	286.53
Gunnison .....	742.01	742.01	.....
Hinsdale .....	49.93	.....	49.93
Huerfano .....	3,062.29	.....	3,062.29
Jackson .....	163.28	.....	163.28
Jefferson .....	2,909.47	90.00	2,819.47
Kiowa .....	669.66	213.75	455.91
Kit Carson .....	1,652.73	99.00	1,553.73
Lake .....	649.43	.....	649.43
La Plata .....	1,992.45	.....	1,992.45
Larimer .....	4,886.93	90.00	4,796.93

County	Amount Apportioned	Withheld Acct. High School Tuition	Balance Certified to State Auditor
Las Animas.....	\$ 5,958.19	\$ 90.00	\$ 5,868.19
Lincoln .....	1,370.91	130.00	1,240.91
Logan .....	3,359.69	.....	3,359.69
Mesa .....	4,089.04	135.00	3,954.04
Mineral .....	61.13	.....	61.13
Moffat .....	737.12	.....	737.12
Montezuma .....	1,261.40	.....	1,261.40
Montrose .....	1,891.48	295.00	1,596.48
Morgan .....	2,878.74	.....	2,878.74
Otero .....	3,610.64	.....	3,610.64
Ouray .....	213.79	.....	213.79
Park .....	268.43	.....	268.43
Phillips .....	869.84	.....	869.84
Pitkin .....	208.24	45.00	163.24
Prowers .....	2,404.90	.....	2,404.90
Pueblo .....	9,392.30	.....	9,392.30
Rio Blanco .....	442.25	.....	442.25
Rio Grande.....	1,703.00	.....	1,703.00
Routt .....	1,361.47	.....	1,361.47
Saguache .....	941.93	90.00	851.93
San Juan.....	99.02	.....	99.02
San Miguel.....	341.85	.....	341.85
Sedgwick .....	906.61	.....	906.61
Summit .....	100.11	.....	100.11
Teller .....	534.28	.....	534.28
Washington .....	1,599.92	146.25	1,453.67
Weld .....	10,200.59	315.00	9,885.59
Yuma .....	2,103.35	90.00	2,013.35
Adams State Teachers College .....	45.67	.....	45.67
Colorado State Teachers College .....	484.08	.....	484.08
Western State College of Colorado .....	67.02	.....	67.02
	<u>\$152,637.60</u>	<u>\$ 3,748.01</u>	<u>\$148,889.59</u>



State Aid for Payment of Teachers' Minimum Salaries		High School Tuition			
County	Amount	County	School	Dist.	Amount
Alamosa .....	\$ 1,930.09	Adams.....	Brighton	27	\$ 315.00
Arapahoe .....	9,099.04	Arapahoe.....	Littleton	6	72.00
Baca .....	8,455.56	Arapahoe.....	Deer Trail	26	25.00
Bent .....	639.04	Crowley.....	Crowley		
Conchos .....	16,222.42		Cons.	1	45.00
Costilla .....	2,149.05	Crowley.....	Ordway	12	90.00
Custer .....	757.46	Delta.....	Delta	1	180.00
Delta .....	13,712.40	Delta.....	Paonia	3	742.01
Dolores .....	2,296.18	Denver.....	Denver	1	225.00
Hinsdale .....	159.29	El Paso.....	Miama-		
Huerfano .....	22,196.08		Rush	29	50.00
Kit Carson.....	3,265.49	Garfield.....	County High		
La Plata.....	7,202.50		School	..	45.00
Las Animas.....	23,219.91	Gunnison.....	County High		
Lincoln .....	835.32		School	..	90.00
Mesa .....	14,620.97	Kiowa.....	Eads	1	30.00
Moffat .....	6,413.23	Kit Carson.....	Second		
Montezuma .....	15,441.57		Central	19	50.00
Montrose .....	9,367.99	Kit Carson.....	First Cen-		
Prowers .....	2,406.02		tral	29	25.00
Rio Grande.....	4,358.96	Lincoln.....	Limon U. H.		
Teller .....	343.55		S.	..	270.00
Washington ...	9,292.69	Mesa.....	Grand Junc-		
Yuma .....	7,430.06		tion	1	45.00
		Mesa.....	DeBeque	10	325.00
	\$181,814.87	Montezuma..	Cortez	1	60.00
		Morgan.....	Brush	2	45.00
		Otero.....	La Junta	11	90.00
		Phillips.....	County High		
			School	..	90.00
		Prowers.....	Lamar U. H.		
			S.	..	123.75
		Prowers.....	Wiley	13	120.00
		San Miguel..	Norwood	6	250.00
		Weld.....	Keenes-		
			burg	12	30.00
		Weld.....	Kiowa		
			Cons.	88	25.00
		Weld.....	Johnstown	48	90.00
		Yuma.....	Kirk. B. C.		
			H. S.	82	63.00
		Yuma.....	Idalia B. C.		
			H. S.	74	36.00
		Yuma.....	Yuma U. H.		
			S.	..	101.25
					\$3,748.01

Amount to be apportioned.....		\$337,742.49
State aid payment of teachers' minimum		
salaries .....	\$181,814.87	
Amount deducted for supplies.....	3,306.71	
High school tuition.....	3,748.01	
Balance certified to State Auditor.....	148,889.59	
Excess apportionment .....		16.69
	<u>\$337,759.18</u>	<u>\$337,759.18</u>

Respectfully submitted,

INEZ JOHNSON LEWIS,  
State Superintendent of Public Instruction.

Denver, Colorado, February 7, 1933.

MR. BENJ. F. STAPLETON,  
Auditor of State, Capitol Building,  
Denver, Colorado.

Dear Sir:

Pursuant to law I have this day apportioned the Public School Income Fund as follows:

County	Amount Apportioned	Withheld Acct. High School Tuition	Balance Certified to State Auditor
Adams .....	\$ 580.26	\$ 120.00	\$ 460.26
Alamosa .....	246.21	.....	246.21
Arapahoe .....	612.30	45.00	567.30
Archuleta .....	107.67	.....	107.67
Baca .....	324.96	.....	324.96
Bent .....	274.56	60.00	214.56
Boulder .....	955.97	.....	955.97
Chaffee .....	219.39	.....	219.39
Cheyenne .....	106.83	55.00	51.83
Clear Creek.....	47.15	.....	47.15
Conejos .....	354.71	.....	354.71
Costilla .....	212.49	.....	212.49
Crowley .....	185.28	.....	185.28
Custer .....	49.00	.....	49.00
Delta .....	492.65	.....	492.65
Denver .....	8,314.94	.....	8,314.94
Dolores .....	41.04	.....	41.04
Douglas .....	80.80	213.00	*132.20
Eagle .....	93.30	.....	93.30
Elbert .....	174.33	225.00	*50.67
El Paso .....	1,256.24	.....	1,256.24
Fremont .....	539.87	.....	539.87
Garfield .....	289.81	300.00	*10.19
Gilpin .....	13.93	.....	13.93
Grand .....	48.22	.....	48.22
Gunnison.....	145.70	.....	145.70
Hinsdale .....	7.86	.....	7.86
Huerfano .....	573.58	.....	573.58
Jackson .....	27.85	.....	27.85
Jefferson .....	543.06	.....	543.06
Kiowa .....	129.48	90.00	39.48
Kit Carson .....	322.58	.....	322.58
Lake .....	125.65	.....	125.65

\*Deficit.

County	Amount Apportioned	Withheld Acct. High School Tuition	Balance Certified to State Auditor
La Plata .....	\$ 400.62	.....	\$ 400.62
Larimer .....	977.14	.....	977.14
Las Animas.....	1,170.29	\$ 135.00	1,035.29
Lincoln .....	236.17	180.00	56.17
Logan .....	665.69	.....	665.69
Mesa .....	736.34	.....	736.34
Mineral .....	10.90	.....	10.90
Moffat .....	141.63	.....	141.63
Montezuma .....	240.61	.....	240.61
Montrose .....	373.93	300.00	73.93
Morgan .....	563.43	.....	563.43
Otero .....	733.88	.....	733.88
Ouray .....	36.44	.....	36.44
Park .....	47.22	.....	47.22
Phillips .....	171.43	.....	171.43
Pitkin .....	41.98	.....	41.98
Prowers .....	472.06	.....	472.06
Pueblo .....	1,877.76	.....	1,877.76
Rio Blanco .....	84.47	.....	84.47
Rio Grande.....	332.49	.....	332.49
Routt .....	291.24	.....	291.24
Saguache .....	157.69	.....	157.69
San Juan.....	11.71	.....	11.71
San Miguel.....	71.71	.....	71.71
Sedgwick .....	156.10	.....	156.10
Summit .....	2.29	.....	2.29
Teller .....	110.09	.....	110.09
Washington .....	328.43	.....	328.43
Weld .....	2,194.11	357.55	1,836.56
Yuma .....	401.30	.....	401.30
Adams State Teachers College .....	9.66	.....	9.66
Colorado State Teachers College .....	102.37	.....	102.37
Western State College of Colorado .....	14.17	.....	14.17
	<u>\$30,663.02</u>	<u>\$ 1,887.49</u>	<u>\$28,775.53</u>


State Aid for Payment of Teachers' Minimum Salaries		High School Tuition			
County	Amount	County	School	Dist.	Amount
Alamosa .....	\$ 3,233.36	Adams.....	Brighton .....	27	\$ 45.00
Arapahoe .....	13,128.27	Arapahoe.....	Littleton .....	6	43.81
Baca .....	12,703.39	Boulder.....	Lafayette .....	52	120.00
Bent .....	1,160.23	Boulder.....	Longmont .....	17	237.55
Conejos .....	12,211.85	Crowley.....	Ordway.....	12	30.00
Costilla .....	1,648.02	Delta.....	Crawford .....	28	50.00
Custer .....	1,015.25	Denver.....	Denver .....	1	45.00
Delta .....	13,227.36	Douglas.....	Parker .....	37	38.74
Dolores .....	2,224.81	Elbert.....	Agate U. H.		
Fremont .....	7,938.89		S. ....	3	75.00
Huerfano .....	22,878.96	Elbert.....	Elizabeth		
Jefferson .....	3,004.97		U. H. S..	1	8.54
Kit Carson.....	6,382.77	El Paso.....	Miama-		
La Plata.....	12,478.63		Rush .....	29	94.37
Las Animas.....	28,643.85	El Paso.....	Monument..	5	28.45
Lincoln .....	3,242.71	Kiowa.....	Eads .....	1	30.00
Logan .....	3,726.87	Kit Carson...	First Cen-		
Mesa .....	17,607.72		tral .....	29	25.00
Moffat .....	7,168.73	Larimer.....	Berthoud....	13	75.00
Montezuma .....	14,789.37	Lincoln.....	Lim on U.		
Montrose .....	8,544.76		H. S.....	1	116.22
Morgan .....	2,131.04	Mesa.....	DeBeque .....	10	289.81
Otero .....	1,640.51	Otero.....	La Junta....	11	135.00
Prowers .....	1,503.96	Prowers.....	Wiley Jt.		
Rio Grande .....	3,520.46		Cons. ....	13	150.00
Routt .....	2,560.65	San Miguel...	Norwood....	6	250.00
Teller .....	1,544.47				
Washington .....	11,911.96	Total.....			\$1,887.49
Weld .....	17,918.35				
Yuma .....	12,882.90				
Total .....	\$252,575.07				

Amount to be apportioned.....		\$285,552.16
State aid for payment of teachers' mini-		
mum salaries.....	\$252,575.07	
Amount deducted for supplies.....	2,316.14	
High school tuition.....	1,887.49	
Balance certified to State Auditor.....	28,775.53	
Excess apportionment .....		2.07
	\$285,554.23	\$285,554.23

Respectfully submitted,

INEZ JOHNSON LEWIS,  
State Superintendent of Public Instruction.

THE LIBRARY  
COLORADO STATE COLLEGE OF EDUCATION  
GREELEY, COLORADO



THE LIBRARY  
COLORADO STATE COLLEGE OF EDUCATION  
GREELEY, COLORADO



THE LIBRARY  
COLORADO STATE COLLEGE OF EDUCATION  
GREELEY, COLORADO

