



COLORADO
Department of Education

2017 Innovation Schools Annual Report

Submitted to:
Governor John Hickenlooper

House of Representatives Education Committee

Senate Education Committee

By:
Kelly Rosensweet, Colorado Department of Education

March 2017

Innovation and Strategic Partnerships/Choice and Innovation/Schools of Choice
201 E. Colfax Ave., Denver, CO 80203
303-866-6276
SOC@cde.state.co.us



Table of Contents

Part 1: The Innovation Act #4

Autonomies
Approval Process
Stakeholder Support
Renewal Process

Part 2: Overview of 2016-17 Innovation Schools #6

Overview
Growth of Sector
The Largest District of Innovation
Innovation Zones

Part 3: Academic Performance #8

Academic Growth

Part 4: Waivers #12

Purpose
Time
Personnel
Budget
Prohibited Waivers

Part 5: Legislative Updates #14

Appendix A: Required Components of an Innovation Plan

Appendix B: Innovation Schools Approved by the State Board of Education

Appendix C: State Waivers by Innovation School

Appendix D: Visualizing Academic Growth in Districts of Innovation



Executive Summary

The Innovation Schools Act of 2008, (§ 22-32.5-102, C.R.S. et.seq) was created in response to district and school leaders' interest in finding a way for districts to develop and implement innovative practices in a wide variety of areas for the purpose of improving student outcomes. The Act provides a formal process that allows schools or groups of schools, referred to as a zone, to petition their local school boards for waivers from district-level policies and for school boards to petition to the Colorado State Board of Education for waivers from certain state-level laws and regulations that would otherwise apply to the schools and their districts. The Act furthers the belief that educational services must be tailored to meet the needs of the student populations it intends to serve. It also supports the belief that by providing flexibilities to school personnel, such as principals and teachers, they can determine the most effective and efficient manner in which to meet their students' needs, (§22-32.5.102, C.R.S., Legislative Declaration).

A major purpose of innovation status is to break down policy barriers in order to implement innovative practices to increase student outcomes. Innovation status requires schools and districts to create a vision around the autonomies they are seeking, as well as gain support from a variety of stakeholders, including teachers, administrators and School Accountability Committee members, before receiving approval. The innovation plan requires schools to think through the processes and documents that will need to change when these innovations are implemented, as well as what common goal and vision will be made possible by receiving these flexibilities.

In compliance with the reporting requirements provided in §22-32.5-111, C.R.S., the Colorado Department of Education (CDE) has prepared the following report. This annual report draws from multiple sources including:

- The CDE Innovation webpage (<http://www.cde.state.co.us/choice/innovationschools>)
 - CDE's Data and Accountability webpage, *SchoolView* (<http://www.cde.state.co.us/schoolview/coloradogrowthmodel>)
 - CDE's "2016 Annual Innovation Report" released March 2016
 - The handbook, "Options for Autonomous Schools in Colorado: A Handbook for School and District Leaders" released in 2009. This handbook was a result of conversations among multiple education reform and business organizations interested in encouraging the development of autonomous schools in Colorado.
-

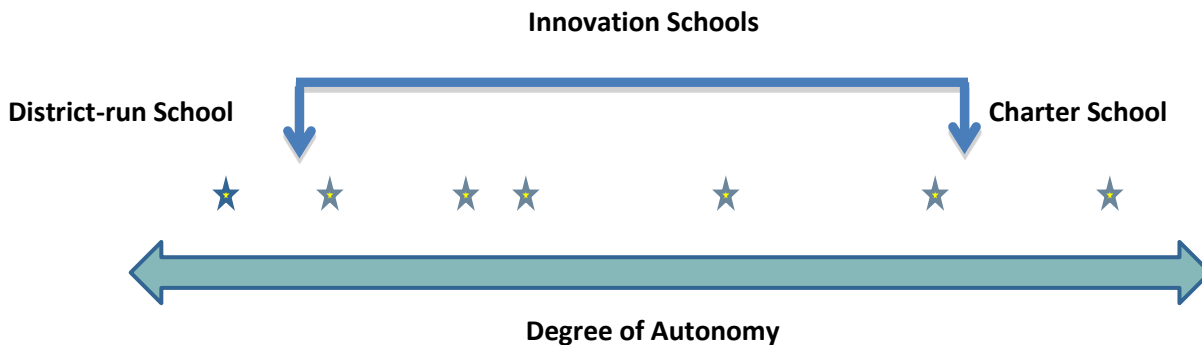
Part 1: The Innovation Act

Autonomies

The Innovation Act enables schools to attain some of the autonomies that charter schools have through the Charter School Act, (§22-30.5-102), without giving up direct oversight of both the school and the building leader(s). The Innovation Act provides any public school with a formal process to request a varying degree of autonomies from district-level policies and certain state-level laws and regulations. Exhibit A below, illustrates the varying degrees of autonomies that innovation schools have and demonstrates that an innovation school can fall anywhere between a traditional, district-run school and a charter school, depending on the school's specific needs and strategies to increase student achievement. A school may want to waive out of a few district-level policies and state laws and regulations regarding personnel practices, for example, but wish to keep everything else the same. Conversely, a different school may wish to have many decisions made at the school-level about, for example, the school calendar, budget management, curriculum and instructional practices and personnel practices. These schools would fall closer to the charter school end of the spectrum.

The Innovation Act provides any public school with a formal process to request a varying degree of autonomies from district-level policies and certain state-level laws and regulations.

Exhibit A: Innovation Schools-Spectrum of Autonomy



Approval Process

Once an innovation school application and/or zone application comprising of multiple schools is complete, it must be submitted to the local board of education for approval. After review, the local board may either approve or deny the application. If an application is denied, the local board must provide the school with a written explanation as to why the application was denied. The school has the option to amend the application and resubmit for board approval, but unlike charter schools prospective innovation schools do not have option to appeal to the state board if their application has been denied.

If the application is approved, all local policy waivers requested in the plan are approved and the school is deemed an *innovation school* or *innovation zone*. Should the innovation plan include the request for waivers from state statute or rule, the district must submit an application to the Colorado Department of Education for review and approval by the State Board of Education. Staff in the Schools of Choice Office conduct the initial review and identify other offices within the Department that need to be involved to ensure the application is meeting all state and federal requirements. Other CDE offices that may review the application include, but are not limited to: the Federal Programs Office to ensure that all federal requirements are met; the Exceptional



Student Services Office to ensure that federal IDEA requirements are met and there is a plan in the application to meet the needs of students with disabilities; the School Finance Office to ensure that the proposed budget for the innovation school is acceptable; and the District and School Performance Office to ensure that if the school is on the accountability clock or a grantee of the Turnaround and Improvement Grant (TIG), their innovation application is aligned to applicable requirements. Districts and/or schools submitting innovation plans work with CDE staff to ensure the application meets all the requirements outlined in the Innovation Act.

Please Note: Innovation schools must comply with all federal requirements such as IDEA¹. The innovation school's application must also align with any federal or state grant programs the school is a part of, such as the Turnaround Improvement Grant (TIG). To see a complete list of the statutory requirements for innovation applications, reference Appendix A of this report.

Detailed information about the innovation application process and copies of state approved innovation applications can be found on the Colorado Department of Education's (CDE) innovation web site at: <http://www.cde.state.co.us/choice/innovationschools>.

Stakeholder Support

As mentioned previously, there is no appeals process to the State Board of Education for innovation school or innovation zone plans that are denied at the local level. Therefore, innovation status requires sufficient support at the local level in order to be considered for approval by the State Board of Education, thus suggesting a high level of collaboration and input from various perspectives. The prospective innovation school or innovation school zone must demonstrate that it has received majority support from teachers, administrators and School Accountability Committee (SAC) members; as well as a statement of the level of support from classified school staff, parents, students and the surrounding community for each campus included in the plan in order to earn innovation designation.

Stakeholders at all levels must communicate and collaborate to create a plan with sufficient support. This puts innovation applications in a unique position to receive feedback from a variety of vantage points to create a comprehensive plan that addresses many stakeholders' ideas and concerns. Several innovation schools held public forums and town hall meetings to inform the community of the innovation application, solicit opinions, and build the support they needed to pass their innovation plans at the local level. Many innovation planning teams report that stakeholders value this process, as it allows multiple voices to be heard and perspectives included in the generation of the innovation plan. The process supports purposeful innovation, meaning that schools are not encouraged to seek innovations to simply be more autonomous from a school district, but instead to implement specific innovative strategies in service of improved student outcomes.

Renewal Process

Once approved, the local board of education is required to review the innovation school or zone's performance every three (3) years for as long as the school retains innovation status. At the time of the triennial review, the district and innovation school staff may decide to amend the innovation plan with the local board's approval. Revised or amended innovation plans do not need the approval of the state board, unless additional waivers from state statute and rule are sought, or previously approved replacement plans for state waivers are modified. If the local board finds that the academic performance of students enrolled in the innovation school is not improving at a sufficient rate, the board may choose to revoke the school's innovation status. Similarly, following the review of an innovation school zone, if a local board finds that one or more schools within the

¹ Individuals with Disabilities Education Act (IDEA) is a law ensuring services to children with disabilities throughout the nation.



zone are not improving at a sufficient rate the local board may choose to remove the underperforming school(s) from the zone or revoke innovation status for the entire zone.

TABLE 1: Sample

Part 2: 2016-17 Innovation Schools

Overview

As of January 1, 2017, 86 schools across 13 different school districts have been granted innovation status in Colorado. The districts range in size from Denver Public Schools, the largest metro district, to one of the smallest rural districts, Kit Carson. Mancos School District is the newest district to be designated as a district of innovation. Mancos School District’s innovation zone application to include Mancos Early Learning Center, Mancos Elementary School, Mancos Middle School, and Mancos High School was approved by the state in December 2016.

A list of all the schools, organized by district, that have been approved by the Colorado State Board of Education can be found in Appendix B of this report. Each of these districts and schools went through the formal process outlined in state law to receive innovation designation. Tables 1 and 2, included in this section, provide a more detailed profile of Colorado’s innovation schools.

Growth of the Sector

Colorado’s PK-12 student enrollment is 905,019. Innovation schools across Colorado currently serve 41,746 students. The sector has seen an increase of 41 percent from last year’s reported innovation school enrollment of 29,429 students.

Colorado public schools serve a Free and Reduced Lunch (FRL) population of 42 percent. See Table 1 below for more details on the innovation schools in Colorado.

Table 1: Summary of 2016-17 Innovation Schools

District Name	# of Innovation Schools	District Student Count	Innovation Student Count	% of Students in Innovation Schools	District % FRL	Innovation % FRL
Adams-Arapahoe 28J	5	42,249	4,922	12%	66%	79%
Burlington Re-6J	3	778	775	99%	61%	58%
Delta County 50(J)	1	4,984	148	3%	56%	2%
Denver County 1	47	90,234	20,963	23%	68%	72%
Falcon 49	11	20,561	9,475	46%	35%	30%
Greeley-Evans School District 6	1	21,505	208	1%	66%	65%
Holyoke Re-1J	3	594	581	98%	46%	43%
Kit Carson R-1	2	126	126	100%	49%	49%
Mancos Re-6	4	496	496	100%	57%	57%



District Name	# of Innovation Schools	District Student Count	Innovation Student Count	% of Students in Innovation Schools	District % FRL	Innovation % FRL
Montrose County Re-1J	1	6,162	554	9%	51%	53%
Pueblo City 60	6	17,665	2,691	15%	68%	78%
Westminster Public Schools	1	9,504	396	4%	83%	50%
Widefield 3	1	9,435	406	4%	49%	57%

The Largest District of Innovation

Denver County 1 (DPS), the largest school district in the state, has 47 innovation schools- the most of any district. DPS currently serves 23.23 percent of their student population through innovation schools. As a whole, DPS serves a Free and Reduced Lunch population of 68 percent while DPS innovation schools serve only 25 percent Free and Reduced Lunch eligible students.

Montclair School of Academics and Enrichment and Manuel High School were the first DPS approved innovation schools earning their designation in March of 2009. Bear Valley International School, Kepner Beacon, and McAuliffe Manual Middle School were DPS’ most recently approved innovation schools, approved in November 2016.

Innovation Zones

Schools may also seek joint designation as an Innovation School Zone which must be made up of two or more schools within a district that share a common interest. Some common interests for schools to create an innovation zone include:

- **Geographical Boundaries:** There may be a group of schools within a district that serve a similar population due to where the schools are physically located.
- **Feeder System:** Some schools create a zone because the primary schools feed into the same secondary school.
- **Curriculum:** There may be a group of schools that share a similar curriculum or instructional program.

All schools within an innovation zone must include the information outlined in statute regarding the contents of the innovation application (C.R.S 22-32.5-104(4)). There are additional requirements that must be incorporated into the application for schools seeking zone status, rather than operating as a stand-alone school. Please reference Appendix A of this report for required components of innovation zone applications.

Colorado has eight innovation zones across 8 different school districts. Kit Carson, Mancos, Holyoke, and Burlington school districts’ entire K-12 student population is served through an innovation zones. See Table 2 below for more details on the innovation zones in Colorado.



Table 2: Summary of 2016-17 Innovation Zones

Zone Name	District	# of Schools in Zone	# Students Enrolled in Innovation Zone	% of Students in Innovation Zone
Aurora Action Innovation Zone	Adams-Arapahoe 28J	5	4,922	12%
Burlington Innovation Zone	Burlington Re-6J	3	775	100%
Luminary Learning Network	Denver County 1	4	1,751	2%
Falcon POWER Zone	Falcon 49	5	9,475	46%
Holyoke Innovation Zone	Holyoke Re-1J	3	581	98%
Kit Carson Innovation Zone	Kit Carson R-1	2	126	100%
Mancos Innovation Zone	Mancos Re-6	4	501	100%
Pueblo I-Zone	Pueblo City 60	6	2,691	15%

Part 3: Academic Performance

One of the purposes of the Innovation Act was to improve educational outcomes for students by providing schools and districts with the ability to seek flexibility and autonomy when they felt it necessary in order to best serve their students. The Act sought to hold public schools that receive greater autonomy under this article accountable for student academic achievement, as measured by state assessments, as well as performance results released in the School Performance Framework (SPF). Colorado’s current accountability ratings have been in place since 2010. These ratings, along with the accountability ratings of older innovation schools have been included in Exhibit B, beginning on the next page. Asterisks are used throughout Exhibit B to indicate the year the school earned innovation designation so that pre and post innovation accountability ratings can be compared.

Colorado has seen most of its innovation schools come about by converting an existing district school to an innovation school in an effort to better serve its students through the autonomies granted in their innovation plan. When this happens, the accountability of the original school carries over to the newly designated innovation school. Grant Beacon Middle School and McGlone Elementary School, both from Denver Public Schools, are two examples of schools who pursued innovation as a means of being able to better meet the needs of their students. Both schools have made significant improvements over the last 5-6 years, as reflected by their School Performance Framework, since converting to innovation schools.

Occasionally a district will open a new school as an innovation school. Under this circumstance, there are no accountability ratings for that school prior to the school’s first full year with innovation designation. This, however, means that it is not possible to make any comparisons between pre-innovation and post-innovation performance for these new schools. In most of these cases, the districts have assigned these new innovation schools an accountability rating of Performance by default. “N/A” is used in Exhibit B when the innovation school was not yet open.



Exhibit B: 2010-2016 Innovation School Performance Framework (SPF) Ratings

Innovation School by District	SPF Rating Key						
	Performance	Improvement	Priority Improvement	Turnaround	Insufficient Data		
	SPF Rating 2010	SPF Rating 2011	SPF Rating 2012	SPF Rating 2013	SPF Rating 2014	SPF Rating 2015	SPF Rating 2016
Adams-Arapahoe 28J							
Paris Elementary							*
Crawford Elementary							*
Boston K-8							*
Aurora Central H.S							*
Aurora West College Preparatory Academy							*
Burlington Re-6j School District							
Burlington Elementary							*
Burlington Middle School							*
Burlington High School							*
Delta County 50J							
North Fork Montessori @ Crawford					*		
Denver County 1							
Ashley Elementary School				*			
Bear Valley International School	N/A	N/A	N/A	N/A	N/A	N/A	*N/A
Centennial				*			
Cole Arts and Sciences Academy	*2009						
Collegiate Prep Academy	N/A	*N/A					
Creativity Challenge Community (C3)	N/A	N/A	*N/A				
Compassion Road Academy	N/A	N/A	N/A	*N/A			
Denver Center for International Studies Fairmont	N/A	N/A	N/A	*N/A			DDP
DCIS at Ford	N/A	*N/A	N/A				
DCIS at Montbello		*					
Denver Center for 21st Century Learning at Wyman	N/A	*N/A					
Denver Discovery School	N/A	N/A	N/A	N/A	N/A	*	
Denver Green School	*						
Denver Montessori JR/SR High School	N/A	N/A	N/A	*N/A			
Denver School of Innovation and Sustainable Design	N/A	N/A	N/A	N/A	N/A	*	
Excel Academy	N/A	N/A	N/A	*N/A			
Godsman Elementary School		*					
Goldrick Elementary School							*
Grant Beacon Middle School			*				
Green Valley Elementary School		*					
High Tech Early College	N/A	*N/A					
High Tech Elementary School	N/A	N/A	N/A	N/A	N/A	*	
Isabella Bird Community School	N/A	N/A	N/A	N/A	*		



Exhibit B: 2010-2016 Innovation School Performance Framework (SPF) Ratings Cont.

<p>SPF Rating Key Schools with N/A for a rating opened for the first time as innovation schools and therefore no SPF rating data is available prior to opening. Schools with DDP means their SPF rating was decreased due to participation on state assessments. The asterisks represent the year a school earned innovation designation.</p>	Performance	Improvement	Priority Improvement	Turnaround	Insufficient Data
---	--------------------	--------------------	-----------------------------	-------------------	--------------------------

Innovation School by District	SPF Rating 2010	SPF Rating 2011	SPF Rating 2012	SPF Rating 2013	SPF Rating 2014	SPF Rating 2015	SPF Rating 2016
Joe Shoemaker School	N/A	N/A	N/A	N/A	N/A	*	DDP
Kepner Beacon Middle School	N/A	N/A	N/A	N/A	N/A	N/A	
Legacy Options High School	N/A	N/A	N/A	N/A	N/A	*	
Martin Luther King Jr. Early College	*						
McAuliffe International School	N/A	N/A	*N/A				
McAuliffe Manual Middle School							*
McGlone Academy		*					
Manual High School	*2009						DDP
Montclair Elementary School	*2009						
Noel Community Arts School	N/A	*N/A					DDP
Northfield High School	N/A	N/A	N/A	N/A	N/A	*	
Oakland Elementary School	N/A	N/A	N/A	N/A	*		
Place Bridge Academy						*	
Schmitt Elementary School							*
Summit Academy	N/A	*					
Swigert International School	N/A	*N/A	N/A				
Trevista at Horace Mann			*				
Valdez Elementary School	*						
Valverde Elementary School							*
Vista Academy	N/A	*N/A					
West College	N/A	N/A	*N/A				
West Leadership Academy	N/A	N/A	*N/A				
Whittier K-8 School	*						
Falcon 49							
Evans International Elementary School			*				
Falcon High School							
Falcon Middle School			*				
Horizon Middle School			*				
Odyssey Elementary School			*				
Ridgeview Elementary School			*				
Remington Elementary School			*				
Sky View Middle School			*				
Springs Ranch Elementary School				*			
Stetson Elementary School			*				
Vista Ridge High School			*				DDP



Exhibit B: 2010-2016 Innovation School Performance Framework (SPF) Ratings Cont.

<p>SPF Rating Key Schools with <i>N/A</i> for a rating opened for the first time as innovation schools and therefore no SPF rating data is available prior to opening. Schools with <i>DDP</i> means their SPF rating was decreased due to participation on state assessments. The asterisks represent the year a school earned innovation designation.</p>	Performance	Improvement	Priority Improvement	Turnaround	Insufficient Data
---	--------------------	--------------------	-----------------------------	-------------------	--------------------------

Innovation School by District	SPF Rating 2010	SPF Rating 2011	SPF Rating 2012	SPF Rating 2013	SPF Rating 2014	SPF Rating 2015	SPF Rating 2016
Greeley-Evans School District 6							
Early College Academy	N/A	N/A	N/A	N/A	N/A	*	
Holyoke School District							
Holyoke Elementary School						*	
Holyoke Jr/Sr High School						*	
Holyoke Alternative School	N/A	N/A	N/A	N/A		*	
Kit Carson District R-1							
Kit Carson Elementary School		*					
Kit Carson Junior-Senior High		*					
Mancos RE-6							
Mancos Elementary School							*
Mancos Middle School							*
Mancos High School							*
Mancos Early Learning Center	N/A	N/A	N/A	N/A	N/A	N/A	N/A
Montrose County Re-1							
Centennial Middle School							*
Pueblo City 60							
Risley International Academy of Innovation				*			
Roncalli STEM Academy				*			
Pueblo Academy of Arts				*			
Benjamin Franklin Elementary School							*
Irving Elementary School							*
Minnequa Elementary School							*
Westminster 50							
Colorado STEM Academy	N/A	N/A	N/A	*N/A			
Widefield 3							
Talbot STEAM Innovation School							*

Academic Growth

Academic Growth is reflected through the percentiles in English Language Arts (ELA) and Math for all identified student groups based on 2016 CMAS PARCC growth results. Growth metrics provide another view of the performance of a school, district or group of students. While achievement is focused on the performance at a point in time, growth provides an indication of what happens in-between the assessments.

Growth rates for individual students are calculated by analyzing students' Colorado Measures of Academic Success (CMAS) scores in English Language Arts and Math over consecutive years. A student's growth percentile (ranging from 1 to 99) indicates how a student's performance changed over time, relative to students with a



similar score history on the state assessments. School and district growth rates are determined by the growth percentiles from individual students, specifically the median (or score in the middle) student growth percentile. Median Growth Percentiles (MGP) are calculated for the whole school, by grade, and by different student groups. Higher median growth percentiles indicate higher growth rates for the typical students in the overall group. Please note that growth rates are independent of achievement levels (students at all achievement levels are just as likely to have high growth as low growth). Please reference Appendix D for graphs that show a comparison of the academic growth percentiles of districts of innovation compared to the state growth percentiles of the measured student population.

Additionally, four districts of innovation consist entirely of innovation schools. Burlington Re-6J, Holyoke Re-1J, Kit Carson R-1, and Mancos Re-6 are considered a district-wide innovation zone, consisting of the district's entire PK-12 population. Individual graphs for these districts are not displayed in Appendix D, but are included in Figures 1 and 2, which compare the growth percentiles of the districts of innovation to statewide growth percentiles.

As a point of reference, the state median growth percentile for any grade, overall, is 50. In rare cases, state median growth percentiles may vary slightly. Missing data (indicated by 0 percent) in the Figures presented in Appendix D reflects low participation on the state assessment (fewer than 20 students in the group). For additional information, please visit: www.cde.state.co.us/accountability/coloradogrowthmodel.

Part 4: Waivers

Purpose

Schools seek Innovation status for a variety of purposes. The following are reasons why existing innovation schools choose to pursue innovation status:

- School staff and community find existing policies and procedures inhibit the school's ability to serve their students well and customize learning to meet the needs of their students. For example, schools that want to implement an instructional model and/or curriculum that differs from their district because they think it will be more effective in supporting their specific student population.
- To obtain greater flexibility and control over their resources without the responsibility for operations and Human Resources. This allows the school leader to have oversight in high impact areas of the school such as hiring.
- Allows schools to seek waivers for things such as budget oversight, scheduling, staffing, and daily school operations so that the educational model can be implemented with fidelity.

In many cases, an innovation school will need waivers from local and/or state statute and rule in order to achieve these desired flexibilities and to implement the program as outline in their innovation plan. As mentioned previously, the State Board of Education must approve all state waivers, however, waivers from local district policies and collective bargaining agreements are approved at the local level. Table 3, in this section highlights the top 10 most requested waivers from state statute by Colorado innovations schools. These commonly requested waivers tend to fall into one of three categories, time, personnel, or budget, as explained in more detail below. See Appendix C for a full list of waivers held by each innovation school as of January 2017.

Time

The most common set of waivers requested are those regarding time. Innovation schools often request the authority to make decisions about how the school will meet state minimum requirements in regards to pupil-



teacher contact hours and school calendar days. Most innovation schools in the state have sought waivers to enable them to establish their own school calendar that differs from the calendar established by their district. In many cases, schools with waivers related to school calendar and contact hours found it necessary to extend their school day and school year in order to effectively implement the innovations outlined in their plan. It is a commonality between innovation schools in all districts that autonomies in calendar often correlate with autonomies regarding staff, professional development, Professional Learning Communities (PLC), school data teams and other forms of teacher collaboration.

Personnel

The next most common set of waivers are those regarding personnel. Across all of the innovation districts, the ability for the innovation school to have the power and duty to employ their own staff, create its own evaluation system for personnel, set its own payment of salaries, create its own employee agreements, and prohibit the ability for the local board of education to be able to transfer the innovation school’s staff out or other district staff into the innovation school are among the highest requested personnel waivers. School leaders feel it is important for innovation schools to create their own hiring and termination policies in order to hire those that are the best fit for their school’s mission and vision and terminate staff when they are not meeting the specific performance expectations of the innovation school. Thus, many innovation schools have their staff employed on an at-will basis or replace probationary status with one-year contracts.

Waiving the Colorado licensing requirement, §22-63-201, is another highly requested waiver that falls under the category of personnel. Seventy-three percent of the state’s innovation schools currently hold this waiver, allowing the innovation school flexibility around the licensing requirement for teachers.

Budget

Many innovation schools request local waivers that allow them to delegate budget oversight authority from the district to the school in order to make their own budget decisions and align spending with the initiatives to meet student needs at the school level. Flexibilities with the school budget allow innovation schools to do such things as use actual rather than the district averages for teachers’ salaries and reallocate funds to pay for critical positions. Additionally, innovations requested by schools often require supplementary spending. For example, if schools received the flexibility to change their calendar to create a longer school day/year, they may need money to be able to compensate teachers for this extra time or give teachers incentives and stipends for managing additional responsibilities. Or if a school was converting to a blended learning model, for example, the ability to allocate further funds to technology needs may be warranted.

Table 3: Top 10 Most Requested Waivers by Innovation Schools

Rank	Statutory Provision Waived	Type of Waiver	# of Schools	% of Schools
1	22-32-109(1)(n)(I), C.R.S. Local board duties concerning school calendar	Time	72	84%
2	22-32-109(1)(n)(II)(B), C.R.S. Adopt District calendar	Time	71	83%
	22-9-106. C.R.S. Local board duties concerning performance evaluations	Personnel	71	83%
3	22-63-203, C.R.S. Teacher Employment Act- Requirements for probationary teacher, renewal & nonrenewal	Personnel	69	82%
4	22-32-109(1)(n)(II)(A), C.R.S. Determine teacher-pupil contact hours	Time	68	79%



5	22-63-201, C.R.S. Teacher Employment Act- Compensation & Dismissal Act-Requirement to hold a certificate	Personnel	63	73%
6	22-63-206, C.R.S. Local board duties concerning school calendar	Personnel	61	71%
7	22-63-302, C.R.S. Teacher Employment Act- Procedures for dismissal of teachers	Personnel	60	70%
	22-63-301, C.R.S. Teacher Employment Act- Grounds for dismissal	Personnel	60	70%
8	22-32-109(1)(f), C.R.S. Local board duties-To employ all personnel	Personnel	58	67%
	22-63-202, C.R.S. Teacher Employment Act- Contracts in writing, damage provision	Personnel	58	67%
9	22-63-402, C.R.S. Teacher Employment Act- Certificate required to pay teachers	Personnel	57	66%
	22-32-109(1)(t), C.R.S. Determine educational program and prescribe textbooks	Curriculum	57	66%
10	22-63-401, C.R.S. Teacher Employment Act- Teachers subject to adopted salary schedule	Personnel	53	62%

Prohibited Waivers

Certain waivers are prohibited by the Innovation Act. Those waivers are listed below:

- Public School Finance Act of 1994 (article 54 of title 22, C.R.S.);
- Exceptional Children’s Educational Act (article 20 of title 22, C.R.S.);
- Provisions of the Educational Accountability Act pertaining to the data necessary for school accountability reports (Part 5 of Article 11 of Title 22, C.R.S.). This includes the READ Act.
- Any provision of title 22 of C.R.S. that relates to fingerprinting and criminal history record checks of educators and school personnel;
- Children’s Internet Protection Act (article 87 of title 22, C.R.S.);
- Retirement Systems Act (article 64 of title 22, C.R.S.); and
- Any statutes that are not included in Article 22, including but not limited to the Public Employees’ Retirement Association Act (Article 51 of Title 24, C.R.S.).

Part 5: Legislative Updates

Colorado has seen rapid growth in the number of innovation schools and innovation zones across the state. The number of innovation schools has increased 39 percent since this report was published last year. Interest continues to grow in rural districts exploring possible benefits of innovation status and more recently, The Department has seen significant interest from districts and schools wanting to learn about the Innovation Act as they consider innovation as a means of turnaround for schools approaching the end of the five-year accountability clock (as per SB 09-163).

With interest in innovation status continuing to grow across the state, there is much need for more innovation resources and support, both at the Department and in the field.



Appendix A: Required Components of an Innovation Plan

Required Contents of Innovation Application pursuant to C.R.S. 22-32.5-104
A statement of the school's mission and why designation as an Innovation School would enhance the school's ability to achieve its mission. (Note that this requires the school to create a mission statement, if it does not already have one.)
A description of the innovation/s the school would implement.
A description of the improvements in academic achievement that the school expects to achieve as a result of the innovations. For example, a school may expect to see a narrowing in achievement gaps, or a decreased dropout rate, or increased scores on state or local assessments.
A list of the programs, policies, and/or operational documents at the school that would be affected by the innovations, and how these would be affected. For example, if a school proposes to extend the school year, that would affect the school's calendar. Other examples of programs/policies/documents that may be affected include the following: <ul style="list-style-type: none">• the research-based educational program the school would implement;• the length of the school day and year at the school;• student promotion and graduation policies;• assessment plans; and/or• staffing and/or compensation plans
The school's prior year budget and a proposed budget, including funding required for all innovations to be implemented. This budget should include all costs associated with innovations, including staffing costs, and information about any local, state, federal or private funds the school anticipates receiving.
An estimate of the cost savings and increased efficiencies that the school expects to see as a result of the innovations, if any.
Evidence that a majority of the following groups consent to designation as an Innovation School (this may be shown through individual signatures or through the signature of a person authorized to act on behalf of the group, for example): <ul style="list-style-type: none">• majority of administrators employed at the school;• majority of teachers employed at the school; and• majority of the School Advisory Committee.
A statement of the level of support for designation as an Innovation School demonstrated by other persons employed at the school, students and parents of students enrolled in the school, and the community surrounding the school. (Note that this does not require evidence of majority support.)



Required Contents of Innovation Application pursuant to C.R.S. 22-32.5-104
A description of state and district policies that need to be waived before the innovations can be implemented, which may include: <ul style="list-style-type: none">• provisions of state statutes contained in Article 22 of the Colorado Revised Statutes (except those that cannot be waived);• provisions of state regulations adopted by the State Board of Education; and/or• district policies, such as rules adopted by the local board of education or requirements established by district administration
A description of the manner in which the innovation school/s shall comply with the intent of the waived statutes or rules and shall be accountable to the state for such compliance.
If innovations are related to employment practices and/or staffing plans, a description of how the school(s) will continue to comply with NCLB Title II-A requirements (in those districts receiving Title II-A funding).
A statement as to whether the district will seek a waiver by an innovation school of any of the provisions of the collective bargaining agreement, and a description of any such waiver(s).
Any additional information required by the local school board of the school district in which the innovation plan would be implemented.
Statement as to how the school will meet IDEA requirements.
Signed Board Resolution

ADDITIONAL REQUIREMENTS FOR INNOVATION ZONES:

For schools that are jointly seeking designation as an Innovation School Zone, the innovation plan must include all of the information described above, for each school in the Zone. In addition, the innovation plan for an Innovation School Zone must include:

- A description of how the schools will work together to achieve results that would be less likely if each school worked alone;
- An estimate of any economies of scale that may result from schools implementing innovations jointly; and
- A showing of how each school in the Innovation School Zone solicited input from students, parents, and community members concerning the selection of the schools in the zone and the strategies and procedures that would be used to implement and integrate innovations in schools within the zone.
- Strategies for implementing innovations and integrating them into the zone.



Appendix B: Innovation Schools Approved by the State Board of Education (as of January 2017)

District and District Code	Innovation School	School Code	Grade Levels	Date Application Approved by SBE
<i>Note: Schools under each district that are highlighted in yellow represent an innovation zone.</i>				
Adams-Arapahoe 28J (5 TOTAL)	AURORA ACTION INNOVATION ZONE			
	Paris Elementary	6728	K-5	May-16
	Crawford Elementary	1948	K-5	May-16
	Boston K-8	0914	K-8	May-16
	Aurora Central H.S	1454	9-12	May-16
	Aurora West College Preparatory Academy	9396	6-12	May-16
Burlington Re-6j School District (3 TOTAL)	BURLINGTON INNOVATION ZONE			
	Burlington Elementary	1144	K-5	May-16
	Burlington Middle School	1150	6-8	May-16
	Burlington High School	1152	9-12	May-16
Delta County 50(J) (0870) (1 TOTAL)	North Fork Montessori @ Crawford	1952	PK-6	May-14
Denver County 1(0880) (47 TOTAL)	Ashley Elementary School (Luminary Learning Network Innovation Zone)	418	PK-5	March-13; June-16
	Bear Valley International School	1077	6-8	Nov-16
	C3 (Luminary Learning Network Innovation Zone)	3698	K-5	April-12; June-16
	Centennial	1400	PK-5	Aug-13
	Cole Arts and Sciences Academy (Luminary Learning Network Innovation Zone)	1785	PK-5	August-09; June-16
	Collegiate Prep Academy	1295	9-12	Jun-11
	Compassion Road Academy	1489	9-12	Mar-13
	Denver Center for International Studies (DCIS) Fairmont	2856	PK-5	Mar-13
	Denver Center for International Studies (DCIS) at Ford	2205	PK-5	May-11
	Denver Center for International Studies at Montbello	2209	6-12	May-11
	Denver Center for 21st Century Learning at Wyman	2188	6-12	Jun-11
	Denver Discovery School	2227	8-12	Mar-15
	Denver Green School (Luminary Learning Network Innovation Zone)	2125	PK-8	April-10; June-16
	Denver Montessori	2167	6-8	Mar-13



Appendix B: Innovation Schools Approved by the State Board of Education (as of January 2017) Cont.

District and District Code	Innovation School	School Code	Grade Levels	Date Application Approved by SBE
<i>Note: Schools under each district that are highlighted in yellow represent an innovation zone.</i>				
Denver County 1(0880) (47 TOTAL)	Denver School of Innovation and Sustainable Design	2241	9-12	Nov-15
	Excel Academy	2641	9-12	Aug-13
	Godsman Elementary	3478	PK-5	Aug-11
	Goldrick Elementary School	3513	PK-5	Oct-16
	Green Valley Elementary	3641	PK-5	Aug-11
	Grant Beacon Middle School	3600	6-8	May-12
	High Tech Early College	2757	9-12	Jun-11
	High Tech Elementary School	3991	PK-5	Feb-15
	International Academy of Denver at Harrington	3778	PK-6	Oct-16
	Isabella Bird Community School	4213	PK-5	Jun-14
	Joe Shoemaker	4383	PK-5	Nov-15
	Kepner Beacon	4513	6-8	Nov-16
	Legacy Options High School	5044	9-12	Nov-15
	Martin Luther King Jr. Early College	5605	6-12	Sep-10
	McAuliffe International School	5897	6-8	Mar-12
	McAuliffe Manual Middle School	5973	6-8	Nov-16
	McGlone Elementary	5685	PK-5	Aug-11
	Manual High School	5448	9-12	Mar-09
	Montclair School of Academics and Enrichment	6002	PK-5	Mar-09
	Noel Community Arts School	6239	6-12	May-11
	Northfield High School	6368	9-12	Oct-15
	Oakland Elementary	8131	PK-5	Aug-14
	Place Bridge Academy	7045	ECE-8	Jun-15
	Schmitt Elementary School	7698	PK-5	Oct-16
Summit Academy	8145	6-12	Aug-11	
Swigert-McAuliffe International School	8453	PK-5	Aug-11	
Trevista ECE-8 at Horace Mann	8909	PK-8	Sep-12	
Valdez Innovation School	408	PK-5	Jun-10	
Valverde Elementary School	9050	PK-5	Oct-16	



Appendix B: Innovation Schools Approved by the State Board of Education (as of January 2017) Cont.

District and District Code	Innovation School	School Code	Grade Levels	Date Application Approved by SBE	
<i>Note: Schools under each district that are highlighted in yellow represent an innovation zone.</i>					
Denver County 1(0880) (47 TOTAL)	Vista Academy	8995	6-12	Aug-11	
	West Generations Academy	9693	6-12	Mar-12	
	West Leadership Academy	9702	6-12	Mar-12	
	Whittier K-8 School	9548	K-8	Sep-10	
Falcon School District 49 (1110) (11 TOTAL)	Evans International Elementary School	1618	PK-5	Aug-12	
	Falcon High School	2908	9-12	Sep-16	
	Falcon Middle School	2906	6-8	Jun-12	
	Horizon Middle School	4102	6-8	Sep-12	
	Remington Elementary School	7317	PK-5	Aug-12	
	Springs Ranch Elementary School	8010	PK-5	May-13	
	FALCON POWER ZONE SCHOOLS				
	Odyssey Elementary School	6483	PK-5	Jun-12	
	Ridgeview Elementary School	7339	PK-5	Jun-12	
	Sky View Middle School	7960	6-8	Jun-12	
	Stetson Elementary School	8266	PK-5	Jun-12	
Vista Ridge High School	8791	9-12	Jun-12		
Greeley-Evans School District 6 (3120) (1 TOTAL)	Early College Academy	2657	9-12	Jun-15	
Holyoke Re-1J (2620) (3 TOTAL)	HOLYOKE INNOVATION ZONE				
	Holyoke Elementary School	4076	K-6	Jun-15	
	Holyoke Jr/Sr High School	4080	7-12	Jun-15	
	Holyoke Alternative School	2686	7-12	Jun-15	
Kit Carson R-1 School District (0510) (2 TOTAL)	KIT CARSON INNOVATION ZONE				
	Kit Carson Elementary School	4738	K-5	Mar-11	
	Kit Carson Junior-Senior High School	4742	6-12	Mar-11	
Mancos RE-6 (2070) (4 TOTAL)	MANCOS INNOVATION ZONE				
	Mancos Elementary School	5446	K-5	Dec-16	
	Mancos Middle School	5450	6-8	Dec-16	
	Mancos High School	5452	9-12	Dec-16	
	Mancos Early Learning	6179	Pre-K	Dec-16	



Appendix B: Innovation Schools Approved by the State Board of Education (as of January 2017) Cont.

District and District Code	Innovation School	School Code	Grade Levels	Date Application Approved by SBE
<i>Note: Schools under each district that are highlighted in yellow represent an innovation zone.</i>				
Montrose County Re-1J (2180) (1 TOTAL)	Centennial Middle School	1392	6-8	Mar-16
Pueblo City Schools District 60 (2690) (6 TOTAL)	PUEBLO I-ZONE			
	Risley Middle School	4376	6-8	May-13
	Roncalli Middle School	7481	6-8	May-13
	Pueblo Academy of Arts (formerly Pitts Middle School)	5048	6-8	May-13
	Benjamin Franklin Elementary	0756	PreK-5	Sep-16
	Irving Elementary	4302	PreK-5	Sep-16
Westminster 50 (007) (1 TOTAL)	Colorado STEM Academy	4334	3-8	Apr-13
Widefield 3 (0990) (1 TOTAL)	Talbot STEAM Innovation School	4346	K-5	Feb-16

Appendix C: State Waivers by Innovation School

Innovation Schools Waivers 2016-17

Innovation Schools Report of Approved Waivers

School #	School Name	Dist #	District Name	Approval	Renewal
1948	Rawford Elementary School	0180	ADAMS-ARAPAHOE 28J	5/11/2016	
	22-32-109(1)(f)	22-32-109(1)(n)(I)	22-32-109(1)(n)(II)(A)	22-32-109(1)(n)(II)(B)	22-32-109(1)(t)
	22-63-201	22-63-206	22-63-301	22-63-302	22-63-402
	22-9-106				
0418	Ashley Elementary School	0880	DENVER COUNTY 1	3/11/2014	
	22-32-109(1)(aa)	22-32-109(1)(f)	22-32-109(1)(g)	22-32-109(1)(jj)	22-32-109(1)(n)(I)
	22-32-109(1)(n)(II)(A)	22-32-109(1)(n)(II)(B)	22-32-109(1)(t)	22-32-110(1)(ee)	22-32-110(1)(h)
	22-32-126	22-63-201	22-63-202	22-63-203	22-63-206
	22-63-301	22-63-302	22-63-401	22-63-402	22-7-1207
	22-9-106				
1454	Aurora Central H.S	0180	ADAMS-ARAPAHOE 28J	5/11/2016	
	22-32-109(1)(f)	22-32-109(1)(n)(I)	22-32-109(1)(n)(II)(A)	22-32-109(1)(n)(II)(B)	22-32-109(1)(t)
	22-63-201	22-63-202	22-63-203	22-63-206	22-63-301
	22-63-302	22-63-401	22-63-402	22-9-106	
9396	Aurora West College Prep Academy	0180	ADAMS-ARAPAHOE 28J	5/11/2016	
	22-32-109(1)(f)	22-32-109(1)(n)(I)	22-32-109(1)(n)(II)(A)	22-32-109(1)(n)(II)(B)	22-32-109(1)(t)
	22-63-201	22-63-206	22-63-301	22-63-302	22-63-402
	22-9-106				



COLORADO DEPARTMENT OF EDUCATION

**Innovation Schools Waivers
2016-17**

Innovation Schools Report of Approved Waivers

School #	School Name	Dist #	District Name	Approval	Renewal
1077	Bear Valley International School	0880	DENVER COUNTY 1	11/9/2016	
	22-1-112	22-32-109(1)(aa)	22-32-109(1)(b)	22-32-109(1)(f)	22-32-109(1)(g)
	22-32-109(1)(jj)	22-32-109(1)(n)(l)	22-32-109(1)(n)(ll)(A)	22-32-109(1)(n)(ll)(B)	22-32-109(1)(t)
	22-32-110(1)(ee)	22-32-110(1)(h)	22-32-110(1)(i)	22-32-110(1)(j)	22-32-110(1)(k)
	22-32-110(1)(y)	22-32-126	22-33-102(1)	22-33-104(4)	22-63-201
	22-63-202	22-63-203	22-63-206	22-63-301	22-63-302
	22-63-401	22-63-402	22-63-403	22-7-1207	22-9-106
0914	Boston K-8	0180	ADAMS-ARAPAHOE 28J	5/11/2016	
	22-32-109(1)(f)	22-32-109(1)(n)(l)	22-32-109(1)(n)(ll)(A)	22-32-109(1)(n)(ll)(B)	22-32-109(1)(t)
	22-63-201	22-63-206	22-63-301	22-63-302	22-63-402
	22-9-106				
1144	Burlington Elementary School	1500	BURLINGTON RE-6J	9/15/2016	
	22-2-112(1)(q)(l)	22-32-109(1)(n)(l)	22-32-109(1)(n)(ll)(B)	22-63-201	22-63-202
	22-63-203	22-63-206	22-63-301	22-63-302	22-63-401
	22-63-402	22-63-403	22-7-1014(2)(a)	22-9-106	22-9-107
1152	Burlington High School	1500	BURLINGTON RE-6J	9/15/2016	
	22-2-112(1)(q)(l)	22-32-109(1)(n)(l)	22-32-109(1)(n)(ll)(B)	22-63-201	22-63-202
	22-63-203	22-63-206	22-63-301	22-63-302	22-63-401
	22-63-402	22-63-403	22-7-1014(2)(a)	22-9-106	22-9-107
1150	Burlington Middle School	1500	BURLINGTON RE-6J	9/15/2016	
	22-2-112(1)(q)(l)	22-32-109(1)(n)(l)	22-32-109(1)(n)(ll)(B)	22-63-201	22-63-202
	22-63-203	22-63-206	22-63-301	22-63-302	22-63-401
	22-63-402	22-63-403	22-7-1014(2)(a)	22-9-106	22-9-107



COLORADO DEPARTMENT OF EDUCATION

**Innovation Schools Waivers
2016-17**

Innovation Schools Report of Approved Waivers

School #	School Name	Dist #	District Name	Approval	Renewal
3698	C3 (Creativity Challenge Community)	0880	DENVER COUNTY 1	4/1/2012	
	22-32-109(1)(cc)	22-32-109(1)(f)	22-32-109(1)(g)	22-32-109(1)(jj)	22-32-109(1)(n)(l)
	22-32-109(1)(n)(II)(A)	22-32-109(1)(n)(II)(B)	22-32-110(1)(h)	22-32-126	22-63-201
	22-63-202	22-63-203	22-63-206	22-63-301	22-63-302
	22-63-401	22-63-402	22-63-403	22-9-106	
1392	Centennial Middle School	2180	MONTROSE COUNTY RE-1J	3/11/2015	
	22-32-109(1)(aa)	22-32-109(1)(jj)	22-32-109(1)(n)(l)	22-32-109(1)(n)(II)(A)	22-32-109(1)(n)(II)(B)
	22-32-109(1)(t)	22-9-106			
1400	Centennial, A School for Expeditionary Lea	0880	DENVER COUNTY 1	8/14/2013	
	22-32-109(1)(f)	22-32-109(1)(n)(l)	22-32-109(1)(n)(II)(A)	22-32-109(1)(n)(II)(B)	22-32-110(1)(ee)
	22-32-110(1)(h)	22-33-102(1)	22-63-202	22-63-203	22-63-203.5
	22-63-206	22-63-301	22-63-302	22-9-106	
1785	Cole Arts and Sciences Academy	0880	DENVER COUNTY 1	8/1/2009	
	22-32-109(1)(aa)	22-32-109(1)(cc)	22-32-109(1)(f)	22-32-109(1)(g)	22-32-109(1)(jj)
	22-32-109(1)(n)(l)	22-32-109(1)(n)(II)(A)	22-32-109(1)(n)(II)(B)	22-32-109(1)(t)	22-32-110(1)(h)
	22-32-126	22-63-201	22-63-202	22-63-203	22-63-206
	22-63-301	22-63-302	22-63-401	22-63-402	22-63-403
	22-9-106				
1295	Collegiate Prep Academy	0880	DENVER COUNTY 1	6/1/2011	
	22-2-1207	22-32-109(1)(aa)	22-32-109(1)(cc)	22-32-109(1)(f)	22-32-109(1)(g)
	22-32-109(1)(jj)	22-32-109(1)(n)(l)	22-32-109(1)(n)(II)(A)	22-32-109(1)(n)(II)(B)	22-32-109(1)(t)
	22-32-110(1)(ee)	22-32-110(1)(h)	22-32-126	22-33-102(1)	22-63-201
	22-63-202	22-63-203	22-63-206	22-63-301	22-63-302
	22-63-401	22-63-402	22-63-403	22-9-106	



COLORADO DEPARTMENT OF EDUCATION

**Innovation Schools Waivers
2016-17**

Innovation Schools Report of Approved Waivers

School #	School Name	Dist #	District Name	Approval	Renewal
4334	Colorado STEM Academy	0070	Westminster Public Schools	4/10/2013	
	22-32-109(1)(f)	22-32-109(1)(n)(I)	22-32-109(1)(n)(II)(A)	22-32-109(1)(n)(II)(B)	22-32-110(1)(h)
	22-63-201	22-63-202	22-63-203	22-63-206	22-63-301
	22-63-302	22-63-401	22-63-402	22-63-403	22-9-106(4)
1489	Compassion Road Academy	0880	DENVER COUNTY 1		
	22-32-109(1)(f)	22-32-109(1)(jj)	22-32-109(1)(n)(I)	22-32-109(1)(n)(II)(A)	22-32-109(1)(n)(II)(B)
	22-32-110(1)(h)	22-32-126	22-63-202	22-63-203	22-63-206
	22-63-301	22-63-302	22-63-401		
2856	DCIS at Fairmont	0880	DENVER COUNTY 1		
	22-32-109(1)(f)	22-32-109(1)(g)	22-32-109(1)(jj)	22-32-109(1)(n)(I)	22-32-109(1)(n)(II)(A)
	22-32-109(1)(n)(II)(B)	22-32-109(1)(t)	22-32-110(1)(h)	22-63-201	22-63-202
	22-63-203	22-63-206	22-63-301	22-63-302	22-63-401
	22-9-106				
2205	DCIS at Ford	0880	DENVER COUNTY 1	5/1/2011	
	22-2-1207	22-32-109(1)(aa)	22-32-109(1)(cc)	22-32-109(1)(f)	22-32-109(1)(g)
	22-32-109(1)(jj)	22-32-109(1)(n)(I)	22-32-109(1)(n)(II)(A)	22-32-109(1)(n)(II)(B)	22-32-109(1)(t)
	22-32-110(1)(ee)	22-32-110(1)(h)	22-32-126	22-33-102(1)	22-63-201
	22-63-202	22-63-203	22-63-206	22-63-301	22-63-302
	22-63-401	22-63-402	22-63-403	22-9-106	
2209	DCIS at Montbello HS	0880	DENVER COUNTY 1	5/1/2011	
	22-32-109(1)(aa)	22-32-109(1)(cc)	22-32-109(1)(f)	22-32-109(1)(g)	22-32-109(1)(jj)
	22-32-109(1)(n)(I)	22-32-109(1)(n)(II)(A)	22-32-109(1)(n)(II)(B)	22-32-109(1)(t)	22-32-110(1)(h)
	22-63-201	22-63-202	22-63-203	22-63-206	22-63-301
	22-63-302	22-63-401	22-63-402	22-63-403	22-9-106



COLORADO DEPARTMENT OF EDUCATION

**Innovation Schools Waivers
2016-17**

Innovation Schools Report of Approved Waivers

School #	School Name	Dist #	District Name	Approval	Renewal
2188	Denver Center for 21st Century	0880	DENVER COUNTY 1	6/1/2011	
	22-32-109(1)(aa)	22-32-109(1)(cc)	22-32-109(1)(f)	22-32-109(1)(g)	22-32-109(1)(jj)
	22-32-109(1)(n)(l)	22-32-109(1)(n)(ll)(A)	22-32-109(1)(n)(ll)(B)	22-32-109(1)(t)	22-32-110(1)(h)
	22-63-201	22-63-202	22-63-203	22-63-206	22-63-301
	22-63-302	22-63-401	22-63-402	22-63-403	22-9-106
2227	Denver Discovery School	0880	DENVER COUNTY 1	2/18/2015	
	22-32-109(1)(aa)	22-32-109(1)(f)	22-32-109(1)(jj)	22-32-109(1)(n)(l)	22-32-109(1)(n)(ll)(A)
	22-32-109(1)(n)(ll)(B)	22-32-109(1)(t)	22-32-110(1)(ee)	22-32-110(1)(h)	22-32-126
	22-63-201	22-63-202	22-63-203	22-63-206	22-63-301
	22-63-302	22-63-401	22-63-402	22-7-1207	22-9-106
2125	Denver Green School	0880	DENVER COUNTY 1	4/1/2010	
	22-32-109(1)(aa)	22-32-109(1)(cc)	22-32-109(1)(f)	22-32-109(1)(g)	22-32-109(1)(jj)
	22-32-109(1)(n)(l)	22-32-109(1)(n)(ll)(A)	22-32-109(1)(n)(ll)(B)	22-32-109(1)(t)	22-32-110(1)(h)
	22-32-126	22-63-201	22-63-202	22-63-203	22-63-206
	22-63-301	22-63-302	22-63-401	22-63-402	22-63-403
	22-9-106				
2167	Denver Public Montessori junio/Senior Hig	0880	DENVER COUNTY 1		
	22-2-1207	22-32-109(1)(aa)	22-32-109(1)(cc)	22-32-109(1)(f)	22-32-109(1)(g)
	22-32-109(1)(jj)	22-32-109(1)(n)(l)	22-32-109(1)(n)(ll)(A)	22-32-109(1)(n)(ll)(B)	22-32-109(1)(t)
	22-32-110(1)(ee)	22-32-110(1)(h)	22-32-126	22-33-102(1)	22-63-201
	22-63-202	22-63-203	22-63-206	22-63-301	22-63-302
	22-63-402	22-63-403	22-9-106		



COLORADO DEPARTMENT OF EDUCATION

**Innovation Schools Waivers
2016-17**

Innovation Schools Report of Approved Waivers

School #	School Name	Dist #	District Name	Approval	Renewal
2241	Denver School of Innovation and Sustainab	0880	DENVER COUNTY 1	11/11/2015	
	22-32-109(1)(aa)	22-32-109(1)(f)	22-32-109(1)(g)	22-32-109(1)(jj)	22-32-109(1)(n)(l)
	22-32-109(1)(n)(II)(A)	22-32-109(1)(n)(II)(B)	22-32-109(1)(t)	22-32-110(1)(ee)	22-32-110(1)(h)
	22-32-126	22-63-201	22-63-202	22-63-203	22-63-206
	22-63-301	22-63-302	22-63-401	22-63-402	22-63-403
	22-7-1207	22-9-106			
2657	Early College Academy	3120	GREELEY 6	6/10/2015	
	22-32-109(1)(aa)	22-32-109(1)(jj)	22-32-109(1)(n)(l)	22-32-109(1)(n)(II)(A)	22-32-109(1)(n)(II)(B)
	22-32-109(1)(t)	22-32-110(1)(h)	22-63-201	22-63-202	22-63-203
	22-63-206	22-63-301	22-63-302	22-63-401	22-63-402
	22-9-106				
1618	Evans International Elementary School	1110	FALCON 49		8/1/2012
	22-11-210	22-32-109(1)(aa)	22-32-109(1)(n)(l)	22-32-109(1)(n)(II)(A)	22-32-109(1)(n)(II)(B)
	22-32-109(1)(t)	22-32-109(1)(u)	22-36-101	22-63-202	22-63-203
	22-63-203.5	22-63-206	22-63-301	22-63-302	22-9-106
	22-9-107				
2641	Excel Academy (DPS)	0880	DENVER COUNTY 1	8/14/2013	
	22-32-109(1)(cc)	22-32-109(1)(f)	22-32-109(1)(jj)	22-32-109(1)(n)(l)	22-32-109(1)(n)(II)(A)
	22-32-109(1)(n)(II)(B)	22-32-110(1)(h)	22-32-126	22-63-202	22-63-203
	22-63-206	22-63-301	22-63-302	22-9-106	
2908	Falcon High School	1110	FALCON 49	9/14/2016	
	22-32-109(1)(n)(l)	22-32-109(1)(n)(II)(A)			
2906	Falcon Middle School	1110	FALCON 49	6/1/2012	
	22-32-109(1)(t)				



COLORADO DEPARTMENT OF EDUCATION

**Innovation Schools Waivers
2016-17**

Innovation Schools Report of Approved Waivers

School #	School Name	Dist #	District Name	Approval	Renewal
3478	Godsman Elementary	0880	DENVER COUNTY 1	8/1/2011	
	22-32-109(1)(aa)	22-32-109(1)(f)	22-32-109(1)(g)	22-32-109(1)(jj)	22-32-109(1)(n)(l)
	22-32-109(1)(n)(II)(A)	22-32-109(1)(n)(II)(B)			
3512	Goldrick Elementary School	0880	DENVER COUNTY 1	10/11/2016	
	22-32-109(1)(aa)	22-32-109(1)(f)	22-32-109(1)(g)	22-32-109(1)(jj)	22-32-109(1)(n)(l)
	22-32-109(1)(n)(II)(A)	22-32-109(1)(n)(II)(B)	22-32-109(1)(t)	22-32-110(1)(ee)	22-32-110(1)(h)
	22-32-126	22-33-102(1)	22-63-201	22-63-202	22-63-203
	22-63-206	22-63-301	22-63-302	22-63-401	22-63-402
	22-63-403	22-7-1207	22-9-106		
3600	Grant Beacon Middle School	0880	DENVER COUNTY 1	5/1/2012	
	22-32-109(1)(aa)	22-32-109(1)(f)	22-32-109(1)(g)	22-32-109(1)(jj)	22-32-109(1)(n)(l)
	22-32-109(1)(n)(II)(A)	22-32-109(1)(n)(II)(B)	22-32-109(1)(t)	22-32-110(1)(h)	22-63-201
	22-63-202	22-63-203	22-63-206	22-63-301	22-63-302
	22-63-401	22-63-402	22-63-403	22-9-106	
3641	Green Valley Elementary	0880	DENVER COUNTY 1	8/1/2011	
	22-32-109(1)(cc)	22-32-109(1)(f)	22-32-109(1)(g)	22-32-109(1)(jj)	22-32-109(1)(n)(l)
	22-32-109(1)(n)(II)(A)	22-32-109(1)(n)(II)(B)	22-32-110(1)(h)	22-63-201	22-63-202
	22-63-203	22-63-206	22-63-301	22-63-302	22-63-401
	22-63-402	22-63-403	22-9-106		
2757	High Tech Early College	0880	DENVER COUNTY 1	6/1/2011	
	22-32-109(1)(aa)	22-32-109(1)(cc)	22-32-109(1)(f)	22-32-109(1)(g)	22-32-109(1)(jj)
	22-32-109(1)(n)(l)	22-32-109(1)(n)(II)(A)	22-32-109(1)(n)(II)(B)	22-32-109(1)(t)	22-32-110(1)(h)
	22-63-201	22-63-202	22-63-203	22-63-206	22-63-301
	22-63-302	22-63-401	22-63-402	22-63-403	22-9-106



COLORADO DEPARTMENT OF EDUCATION

**Innovation Schools Waivers
2016-17**

Innovation Schools Report of Approved Waivers

School #	School Name	Dist #	District Name	Approval	Renewal
3991	High Tech Elementary School	0880	DENVER COUNTY 1	2/18/2015	
	22-32-109(1)(aa)	22-32-109(1)(f)	22-32-109(1)(g)	22-32-109(1)(jj)	22-32-109(1)(n)(l)
	22-32-109(1)(n)(II)(A)	22-32-109(1)(n)(II)(B)	22-32-109(1)(t)	22-32-110(1)(ee)	22-32-110(1)(h)
	22-32-126	22-63-201	22-63-202	22-63-203	22-63-206
	22-63-301	22-63-302	22-63-401	22-63-402	22-7-1207
	22-9-106				
2620-46	Holyoke Alternative School	2620	HOLYOKE RE-1J	6/10/2015	
	22-7-1014(2)(a)	22-9-106(1)(e)(II)	22-9-106(7)	CCR 301-87(5.01)(E)(4)	CCR 301-87(5.02)(E)(9)
4076	Holyoke Elementary School	2620	HOLYOKE RE-1J	6/10/2015	
	22-7-1014(2)(a)	22-9-106(1)(e)(II)	22-9-106(7)	CCR 301-87(5.01)(E)(4)	CCR 301-87(5.02)(E)(9)
4080	Holyoke Jr/Sr High School	2620	HOLYOKE RE-1J	6/10/2015	
	22-7-1014(2)(a)	22-9-106(1)(e)(II)	22-9-106(7)	CCR 301-87(5.01)(E)(4)	CCR 301-87(5.02)(E)(9)
4102	Horizon Middle School	1110	FALCON 49	9/1/2012	
	22-11-210	22-32-109(1)(n)(l)	22-32-109(1)(n)(II)(A)	22-32-109(1)(n)(II)(B)	22-32-109(1)(t)
	22-32-110(1)(h)	22-36-101	22-63-201	22-63-202	22-63-203
	22-63-203.5	22-63-301	22-63-302	22-9-106	
3778	International Academy of Denver at Harrin	0880	DENVER COUNTY 1	10/11/16	
	22-32-109(1)(aa)	22-32-109(1)(f)	22-32-109(1)(g)	22-32-109(1)(jj)	22-32-109(1)(n)(l)
	22-32-109(1)(n)(II)(A)	22-32-109(1)(n)(II)(B)	22-32-109(1)(t)	22-32-110(1)(ee)	22-32-110(1)(h)
	22-32-126	22-33-102(1)	22-63-201	22-63-202	22-63-203
	22-63-206	22-63-301	22-63-302	22-63-401	22-63-402
	22-63-403	22-7-1207	22-9-106		



COLORADO DEPARTMENT OF EDUCATION

**Innovation Schools Waivers
2016-17**

Innovation Schools Report of Approved Waivers

School #	School Name	Dist #	District Name	Approval	Renewal
4213	Isabella Bird Community School	0880	DENVER COUNTY 1	6/11/2014	
	22-32-109(1)(aa)	22-32-109(1)(f)	22-32-109(1)(g)	22-32-109(1)(n)(l)	22-32-109(1)(n)(ll)(A)
	22-32-109(1)(n)(ll)(B)	22-32-109(1)(t)	22-32-110(1)(ee)	22-32-110(1)(h)	22-32-110(1)(jj)
	22-63-201	22-63-202	22-63-203	22-63-206	22-63-301
	22-63-302	22-63-401	22-63-402	22-7-1207	22-9-106
4383	Joe Shoemaker Elementary School	0880	DENVER COUNTY 1	11/11/15	
	22-32-109(1)(aa)	22-32-109(1)(f)	22-32-109(1)(g)	22-32-109(1)(jj)	22-32-109(1)(n)(l)
	22-32-109(1)(n)(ll)(A)	22-32-109(1)(n)(ll)(B)	22-32-109(1)(t)	22-32-110(1)(ee)	22-32-110(1)(h)
	22-32-126	22-33-102(1)	22-63-201	22-63-202	22-63-203
	22-63-206	22-63-301	22-63-302	22-63-401	22-63-402
	22-63-403	22-9-106			
4513	Kepner Beacon Middle School	0880	DENVER COUNTY 1	11/9/2016	
	22-1-112	22-32-109(1)(aa)	22-32-109(1)(b)	22-32-109(1)(f)	22-32-109(1)(g)
	22-32-109(1)(jj)	22-32-109(1)(n)(l)	22-32-109(1)(n)(ll)(A)	22-32-109(1)(n)(ll)(B)	22-32-109(1)(t)
	22-32-110(1)(ee)	22-32-110(1)(h)	22-32-110(1)(i)	22-32-110(1)(j)	22-32-110(1)(k)
	22-32-110(1)(y)	22-32-126	22-33-104(4)	22-63-201	22-63-202
	22-63-203	22-63-206	22-63-301	22-63-302	22-63-401
	22-63-402	22-63-403	22-7-1207	22-9-106	
4738	Kit Carson Elementary School	0510	KIT CARSON R-1	3/1/2011	
	22-63-201	22-63-202	22-63-203	22-63-203.5	22-9-106
4742	Kit Carson Junior-Senior High School	0510	KIT CARSON R-1	3/1/2011	
	22-63-201	22-63-202	22-63-203	22-63-203.5	22-9-106



COLORADO DEPARTMENT OF EDUCATION

**Innovation Schools Waivers
2016-17**

Innovation Schools Report of Approved Waivers

School #	School Name	Dist #	District Name	Approval	Renewal
5044	Legacy Options High School	0880	DENVER COUNTY 1	11/11/15	
	22-32-109(1)(aa)	22-32-109(1)(f)	22-32-109(1)(g)	22-32-109(1)(jj)	22-32-109(1)(n)(l)
	22-32-109(1)(n)(II)(A)	22-32-109(1)(n)(II)(B)	22-32-109(1)(t)	22-32-110(1)(ee)	22-32-110(1)(h)
	22-32-126	22-33-102(1)	22-63-201	22-63-202	22-63-203
	22-63-206	22-63-301	22-63-302	22-63-401	22-63-402
	22-63-403	22-9-106			
6179	Mancos Early Learning Center	2070	MANCOS RE-6	12/13/16	
	22-2-112(1)(q)(l)	22-63-103	22-63-201	22-63-203	22-63-402
	22-9-106				
5446	Mancos Elementary School	2070	MANCOS RE-6	12/13/16	
	22-2-112(1)(q)(l)	22-63-103	22-63-201	22-63-203	22-63-402
	22-9-106				
5452	Mancos High School	2070	MANCOS RE-6	12/13/16	
	22-11-401(1)(a)(III)	22-63-103	22-63-201	22-63-203	22-63-402
	22-9-106				
5450	Mancos Middle School	2070	MANCOS RE-6	12/13/16	
	22-2-112(1)(q)(l)	22-63-103	22-63-201	22-63-203	22-63-402
	22-9-106				
5448	Manual High School	0880	DENVER COUNTY 1	3/1/2009	
	22-32-109(1)(aa)	22-32-109(1)(cc)	22-32-109(1)(f)	22-32-109(1)(g)	22-32-109(1)(jj)
	22-32-109(1)(n)(l)	22-32-109(1)(n)(II)(A)	22-32-109(1)(n)(II)(B)	22-32-109(1)(t)	22-32-110(1)(h)
	22-63-201	22-63-202	22-63-203	22-63-206	22-63-301
	22-63-302	22-63-401	22-63-402	22-63-403	22-9-106



COLORADO DEPARTMENT OF EDUCATION

**Innovation Schools Waivers
2016-17**

Innovation Schools Report of Approved Waivers

School #	School Name	Dist #	District Name	Approval	Renewal
5605	Martin Luther King Jr. Early College	0880	DENVER COUNTY 1	9/1/2010	
	22-2-1207	22-32-109(1)(aa)	22-32-109(1)(f)	22-32-109(1)(g)	22-32-109(1)(n)(l)
	22-32-109(1)(n)(ll)(A)	22-32-109(1)(n)(ll)(B)	22-32-109(1)(t)	22-32-110(1)(ee)	22-32-110(1)(h)
	22-32-126	22-33-102(1)	22-63-201	22-63-202	22-63-203
	22-63-206	22-63-301	22-63-302	22-63-401	22-63-403
	22-9-106				
5897	McAuliffe International School	0880	DENVER COUNTY 1	3/1/2012	
	22-32-109(1)(aa)	22-32-109(1)(cc)	22-32-109(1)(f)	22-32-109(1)(g)	22-32-109(1)(jj)
	22-32-109(1)(n)(l)	22-32-109(1)(n)(ll)(A)	22-32-109(1)(n)(ll)(B)	22-32-109(1)(t)	22-32-110(1)(h)
	22-63-201	22-63-202	22-63-203	22-63-203.5	22-63-206
	22-63-301	22-63-302	22-63-401	22-63-402	22-63-403
	22-9-106				
5973	McAuliffe Manual Middle School	0880	DENVER COUNTY 1	11/9/2016	
	22-1-112	22-32-109(1)(aa)	22-32-109(1)(b)	22-32-109(1)(f)	22-32-109(1)(g)
	22-32-109(1)(jj)	22-32-109(1)(n)(l)	22-32-109(1)(n)(ll)(A)	22-32-109(1)(n)(ll)(B)	22-32-109(1)(t)
	22-32-110(1)(ee)	22-32-110(1)(h)	22-32-110(1)(i)	22-32-110(1)(j)	22-32-110(1)(k)
	22-32-110(1)(y)	22-32-126	22-33-102(1)	22-33-104(4)	22-63-201
	22-63-202	22-63-203	22-63-206	22-63-301	22-63-302
	22-63-401	22-63-402	22-63-403	22-7-1207	22-9-106
5685	McGlone Elementary	0880	DENVER COUNTY 1	8/1/2011	
	22-32-109(1)(aa)	22-32-109(1)(cc)	22-32-109(1)(f)	22-32-109(1)(g)	22-32-109(1)(jj)
	22-32-109(1)(n)(l)	22-32-109(1)(n)(ll)(A)	22-32-109(1)(n)(ll)(B)	22-32-109(1)(t)	22-32-110(1)(ee)
	22-32-110(1)(h)	22-32-126	22-63-201	22-63-202	22-63-203
	22-63-206	22-63-301	22-63-302	22-63-401	22-63-402
	22-63-403	22-9-106			



COLORADO DEPARTMENT OF EDUCATION

**Innovation Schools Waivers
2016-17**

Innovation Schools Report of Approved Waivers

School #	School Name	Dist #	District Name	Approval	Renewal
6002	Montclair School of Academics and Enrich	0880	DENVER COUNTY 1	3/1/2009	
	22-32-109(1)(aa)	22-32-109(1)(cc)	22-32-109(1)(f)	22-32-109(1)(g)	22-32-109(1)(jj)
	22-32-109(1)(n)(l)	22-32-109(1)(n)(ll)(A)	22-32-109(1)(n)(ll)(B)	22-32-109(1)(t)	22-32-110(1)(h)
	22-63-201	22-63-202	22-63-203	22-63-206	22-63-301
	22-63-302	22-63-401	22-63-402	22-63-403	22-9-106
6239	Noel Community Arts School	0880	DENVER COUNTY 1	5/1/2011	
	22-32-109(1)(aa)	22-32-109(1)(cc)	22-32-109(1)(f)	22-32-109(1)(g)	22-32-109(1)(jj)
	22-32-109(1)(n)(l)	22-32-109(1)(n)(ll)(A)	22-32-109(1)(n)(ll)(B)	22-32-109(1)(t)	22-32-110(1)(h)
	22-63-201	22-63-202	22-63-203	22-63-206	22-63-301
	22-63-302	22-63-401	22-63-402	22-63-403	22-9-106
1952	North Fork Montessori @ Crawford	0870	DELTA COUNTY 50(J)	8/14/2013	
	22-32-109(1)(f)	22-32-109(1)(t)	22-32-126	22-63-206	22-63-401
	22-9-106				
6368	Northfield High School	0880	DENVER COUNTY 1		
	22-32-109(1)(aa)	22-32-109(1)(cc)	22-32-109(1)(f)	22-32-109(1)(g)	22-32-109(1)(jj)
	22-32-109(1)(n)(l)	22-32-109(1)(n)(ll)(A)	22-32-109(1)(n)(ll)(B)	22-32-109(1)(t)	22-32-110(1)(ee)
	22-32-110(1)(h)	22-32-126	22-63-201	22-63-202	22-63-203
	22-63-206	22-63-301	22-63-302	22-63-401	22-63-402
	22-63-403	22-7-1207	22-9-106		
8131	Oakland Elementary School	0880	DENVER COUNTY 1	8/13/2014	6/30/2014
	22-32-109(1)(aa)	22-32-109(1)(f)	22-32-109(1)(n)(l)	22-32-109(1)(n)(ll)(A)	22-32-109(1)(n)(ll)(B)
	22-32-109(1)(t)	22-32-110(1)(h)	22-32-110(1)(jj)	22-63-202	22-63-203
	22-63-206	22-63-301	22-63-302	22-63-401	22-63-402
	22-7-1207				



COLORADO DEPARTMENT OF EDUCATION

**Innovation Schools Waivers
2016-17**

Innovation Schools Report of Approved Waivers

School #	School Name	Dist #	District Name	Approval	Renewal
6483	Odyssey Elementary School	1110	FALCON 49	6/1/2012	6/30/2020
	22-1-112	22-2-112(1)(q)(l)	22-32-109(1)(b)	22-32-109(1)(f)	22-32-109(1)(n)(l)
	22-32-109(1)(n)(ll)(A)	22-32-109(1)(n)(ll)(B)	22-32-109(1)(t)	22-32-110(1)(ee)	22-32-110(1)(h)
	22-32-110(1)(i)	22-32-110(1)(j)	22-32-110(1)(k)	22-32-110(1)(y)	22-32-126
	22-33-104(4)	22-63-201	22-63-202	22-63-203	22-63-205
	22-63-206	22-63-301	22-63-302	22-63-401	22-63-402
	22-63-403	22-7-1014(2)(a)	22-9-106		
6728	Paris Elementary	0180	ADAMS-ARAPAHOE 28J	5/11/2016	
	22-32-109(1)(f)	22-32-109(1)(n)(l)	22-32-109(1)(n)(ll)(A)	22-32-109(1)(n)(ll)(B)	22-32-109(1)(t)
	22-63-201	22-63-206	22-63-301	22-63-302	22-63-401
	22-63-402	22-9-106			
7045	Place Bridge Academy	0880	DENVER COUNTY 1	6/10/2015	
	22-32-109(1)(aa)	22-32-109(1)(g)	22-32-109(1)(jj)	22-32-109(1)(n)(l)	22-32-109(1)(n)(ll)(B)
	22-32-109(1)(t)	22-32-126			
5048	Pueblo Academy of Arts	2690	PUEBLO CITY 60	5/16/2013	6/30/2013
	22-32-109(1)(aa)	22-32-109(1)(f)	22-32-109(1)(g)	22-32-109(1)(jj)	22-32-109(1)(n)(l)
	22-32-109(1)(n)(ll)(A)	22-32-109(1)(n)(ll)(B)	22-32-109(1)(t)	22-32-110(1)(ee)	22-32-110(1)(h)
	22-32-126	22-63-201	22-63-202	22-63-203	22-63-206
	22-63-301	22-63-302	22-63-401	22-63-402	22-63-403
	22-9-106				
7317	Remington Elementary School	1110	FALCON 49	8/1/2012	
	22-32-109(1)(aa)	22-32-109(1)(f)	22-32-109(1)(n)(l)	22-32-109(1)(n)(ll)(A)	22-32-109(1)(n)(ll)(B)
	22-32-109(1)(t)	22-36-101	22-63-201	22-63-206	
7339	Ridgeview Elementary School	1110	FALCON 49	6/1/2012	
	22-32-109(1)(n)(l)	22-32-109(1)(n)(ll)(A)	22-32-109(1)(n)(ll)(B)		



COLORADO DEPARTMENT OF EDUCATION

**Innovation Schools Waivers
2016-17**

Innovation Schools Report of Approved Waivers

School #	School Name	Dist #	District Name	Approval	Renewal
4376	Risley International Academy of Innovatio	2690	PUEBLO CITY 60	5/16/2013	
	22-32-109(1)(aa)	22-32-109(1)(f)	22-32-109(1)(g)	22-32-109(1)(jj)	22-32-109(1)(n)(l)
	22-32-109(1)(n)(II)(A)	22-32-109(1)(n)(II)(B)	22-32-109(1)(t)	22-32-110(1)(ee)	22-32-110(1)(h)
	22-32-126	22-63-201	22-63-202	22-63-203	22-63-206
	22-63-301	22-63-302	22-63-401	22-63-402	22-63-403
	22-9-106				
7481	Roncalli STEM Academy	2690	PUEBLO CITY 60	5/16/2013	
	22-32-109(1)(f)	22-32-109(1)(n)(l)	22-32-109(1)(n)(II)(A)	22-32-109(1)(n)(II)(B)	22-32-109(1)(t)
	22-63-201	22-63-202	22-63-203	22-63-206	22-63-301
	22-63-302	22-63-401	22-63-402	22-63-403	
7698	Schmitt Elementary School	0880	DENVER COUNTY 1	10/11/16	
	22-32-109(1)(aa)	22-32-109(1)(f)	22-32-109(1)(g)	22-32-109(1)(jj)	22-32-109(1)(n)(l)
	22-32-109(1)(n)(II)(A)	22-32-109(1)(n)(II)(B)	22-32-109(1)(t)	22-32-110(1)(ee)	22-32-110(1)(h)
	22-32-126	22-33-102(1)	22-63-201	22-63-202	22-63-203
	22-63-206	22-63-301	22-63-302	22-63-401	22-63-402
	22-63-403	22-7-1207	22-9-106		
7960	Skyview Middle School	1110	FALCON 49	6/1/2012	
	22-32-109(1)(n)(l)	22-32-109(1)(n)(II)(A)	22-32-109(1)(n)(II)(B)		
8010	Springs Ranch Elementary School	1110	FALCON 49	5/16/2013	
	22-32-109(1)(aa)	22-32-109(1)(n)(l)	22-32-109(1)(n)(II)(A)	22-32-109(1)(n)(II)(B)	22-32-109(1)(t)
	22-63-201	22-9-106			
8266	Stetson Elementary School	1110	FALCON 49	6/1/2012	
	22-32-109(1)(n)(l)	22-32-109(1)(n)(II)(A)	22-32-109(1)(n)(II)(B)		



COLORADO DEPARTMENT OF EDUCATION

**Innovation Schools Waivers
2016-17**

Innovation Schools Report of Approved Waivers

School #	School Name	Dist #	District Name	Approval	Renewal
8145	Summit Academy	0880	DENVER COUNTY 1	8/1/2011	
	22-2-1207	22-32-109(1)(aa)	22-32-109(1)(cc)	22-32-109(1)(f)	22-32-109(1)(g)
	22-32-109(1)(jj)	22-32-109(1)(n)(I)	22-32-109(1)(n)(II)(A)	22-32-109(1)(n)(II)(B)	22-32-109(1)(t)
	22-32-110(1)(ee)	22-32-110(1)(h)	22-32-126	22-33-102(1)	22-63-201
	22-63-202	22-63-203	22-63-206	22-63-301	22-63-302
	22-63-401	22-63-402	22-63-403	22-9-106	
8453	Swigert International School	0880	DENVER COUNTY 1	8/1/2011	
	22-32-109(1)(cc)	22-32-109(1)(f)	22-32-109(1)(g)	22-32-109(1)(jj)	22-32-109(1)(n)(I)
	22-32-109(1)(n)(II)(A)	22-32-109(1)(n)(II)(B)	22-32-110(1)(h)	22-63-201	22-63-202
	22-63-203	22-63-206	22-63-301	22-63-302	22-63-401
	22-63-402	22-63-403	22-9-106		
4346	Talbott STEAM Innovation School	0990	WIDEFIELD 3	2/10/2016	
	22-32-109(1)(n)(I)	22-32-109(1)(n)(II)	22-32-109(1)(n)(II)(A)	22-32-109(1)(n)(II)(B)	22-32-109(1)(t)
8909	Trevista at Horace Mann	0880	DENVER COUNTY 1	9/1/2012	
	22-32-109(1)(aa)	22-32-109(1)(f)	22-32-109(1)(g)	22-32-109(1)(jj)	22-32-109(1)(n)(I)
	22-32-109(1)(n)(II)(A)	22-32-109(1)(n)(II)(B)	22-32-109(1)(t)	22-32-110(1)(h)	22-63-201
	22-63-202	22-63-203	22-63-206	22-63-301	22-63-302
	22-63-401	22-63-402	22-63-403	22-9-106	
0408	Valdez Elementary School	0880	DENVER COUNTY 1	6/1/2010	
	22-32-109(1)(aa)	22-32-109(1)(cc)	22-32-109(1)(f)	22-32-109(1)(g)	22-32-109(1)(jj)
	22-32-109(1)(n)(I)	22-32-109(1)(n)(II)(A)	22-32-109(1)(n)(II)(B)	22-32-109(1)(t)	22-32-110(1)(ee)
	22-32-110(1)(h)	22-32-126	22-33-102(1)	22-63-201	22-63-202
	22-63-203	22-63-206	22-63-301	22-63-302	22-63-401
	22-63-402	22-63-403	22-9-106		



COLORADO DEPARTMENT OF EDUCATION

**Innovation Schools Waivers
2016-17**

Innovation Schools Report of Approved Waivers

School #	School Name	Dist #	District Name	Approval	Renewal
9050	Valverde Elementary School	0880	DENVER COUNTY 1	10/11/16	
	22-32-109(1)(aa)	22-32-109(1)(f)	22-32-109(1)(g)	22-32-109(1)(jj)	22-32-109(1)(n)(l)
	22-32-109(1)(n)(II)(A)	22-32-109(1)(n)(II)(B)	22-32-109(1)(t)	22-32-110(1)(ee)	22-32-110(1)(h)
	22-33-102(1)	22-63-201	22-63-202	22-63-203	22-63-206
	22-63-301	22-63-302	22-63-401	22-63-402	22-63-403
8995	Vista Academy	0880	DENVER COUNTY 1	8/1/2011	
	22-32-109(1)(cc)	22-32-109(1)(f)	22-32-109(1)(g)	22-32-109(1)(jj)	22-32-109(1)(n)(l)
	22-32-109(1)(n)(II)(A)	22-32-109(1)(n)(II)(B)	22-32-110(1)(h)	22-63-201	22-63-202
	22-63-203	22-63-206	22-63-301	22-63-302	22-63-401
	22-63-402	22-63-403	22-9-106		
8791	Vista Ridge High School	1110	FALCON 49	6/1/2012	
	22-32-109(1)(n)(l)	22-32-109(1)(n)(II)(A)	22-32-109(1)(n)(II)(B)		
9693	West Generations Academy	0880	DENVER COUNTY 1	3/1/2012	
	22-32-109(1)(aa)	22-32-109(1)(cc)	22-32-109(1)(f)	22-32-109(1)(g)	22-32-109(1)(jj)
	22-32-109(1)(n)(l)	22-32-109(1)(n)(II)(A)	22-32-109(1)(n)(II)(B)	22-32-109(1)(t)	22-32-110(1)(h)
9702	West Leadership Academy	0880	DENVER COUNTY 1	3/1/2012	
	22-32-109(1)(aa)	22-32-109(1)(cc)	22-32-109(1)(f)	22-32-109(1)(g)	22-32-109(1)(jj)
	22-32-109(1)(n)(l)	22-32-109(1)(n)(II)(A)	22-32-109(1)(n)(II)(B)	22-32-109(1)(t)	22-32-110(1)(h)
	22-63-201	22-63-202	22-63-203	22-63-203.5	22-63-206
	22-63-301	22-63-302	22-63-401	22-63-402	22-63-403
	22-9-106				



Innovation Schools Waivers
2016-17

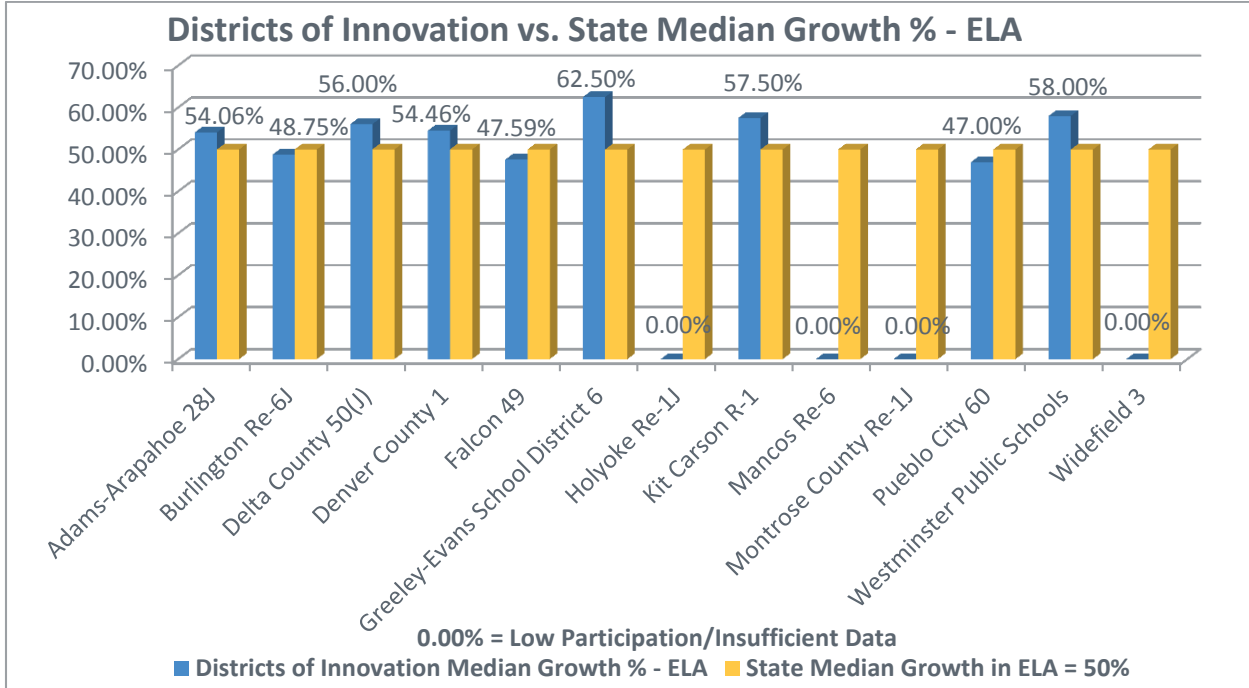
Innovation Schools Report of Approved Waivers

School #	School Name	Dist #	District Name	Approval	Renewal
9548	Whittier K-8 School	0880	DENVER COUNTY 1	9/1/2010	
	22-2-1207	22-32-109(1)(aa)	22-32-109(1)(f)	22-32-109(1)(g)	22-32-109(1)(jj)
	22-32-109(1)(n)(l)	22-32-109(1)(n)(ll)(A)	22-32-109(1)(n)(ll)(B)	22-32-109(1)(t)	22-32-110(1)(ee)
	22-32-110(1)(h)	22-32-126	22-33-102(1)	22-63-201	22-63-202
	22-63-203	22-63-206	22-63-301	22-63-302	22-63-401
	22-63-402	22-63-403	22-9-106		

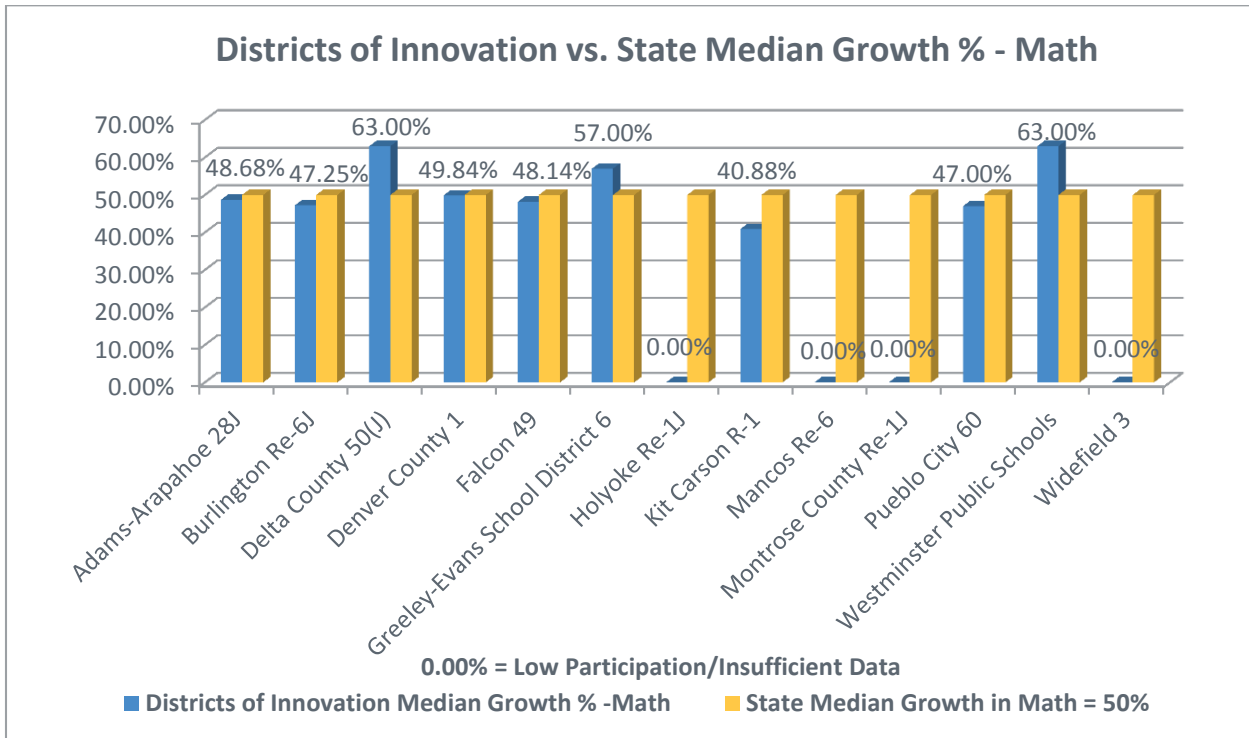


Appendix D: Visualizing Academic Growth in Districts of Innovation

***Figure 1: ELA Mean Growth Score Percentiles for Innovation Districts vs. State Percentiles**



***Figure 2: Math Mean Growth Score Percentiles for Innovation Districts vs. State Percentiles**



* Burlington Re-6J, Holyoke Re-1J, Kit Carson R-1, and Mancos Re-6 are not displayed in individual graphs due to the fact that their total K-12 student population is enrolled in Innovation Schools.

Figure 3: ELA Mean Growth Score Percentiles for Aurora Action Zone vs. State Percentiles

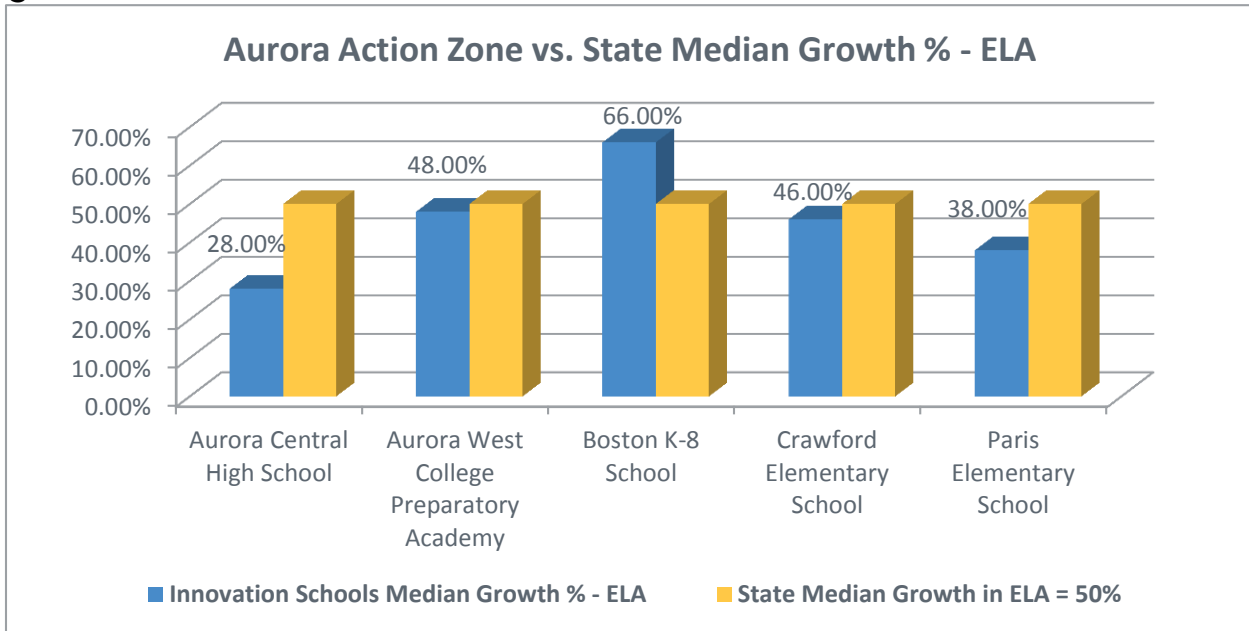


Figure 4: Math Mean Growth Score Percentiles for Aurora Action Zone vs. State Percentiles

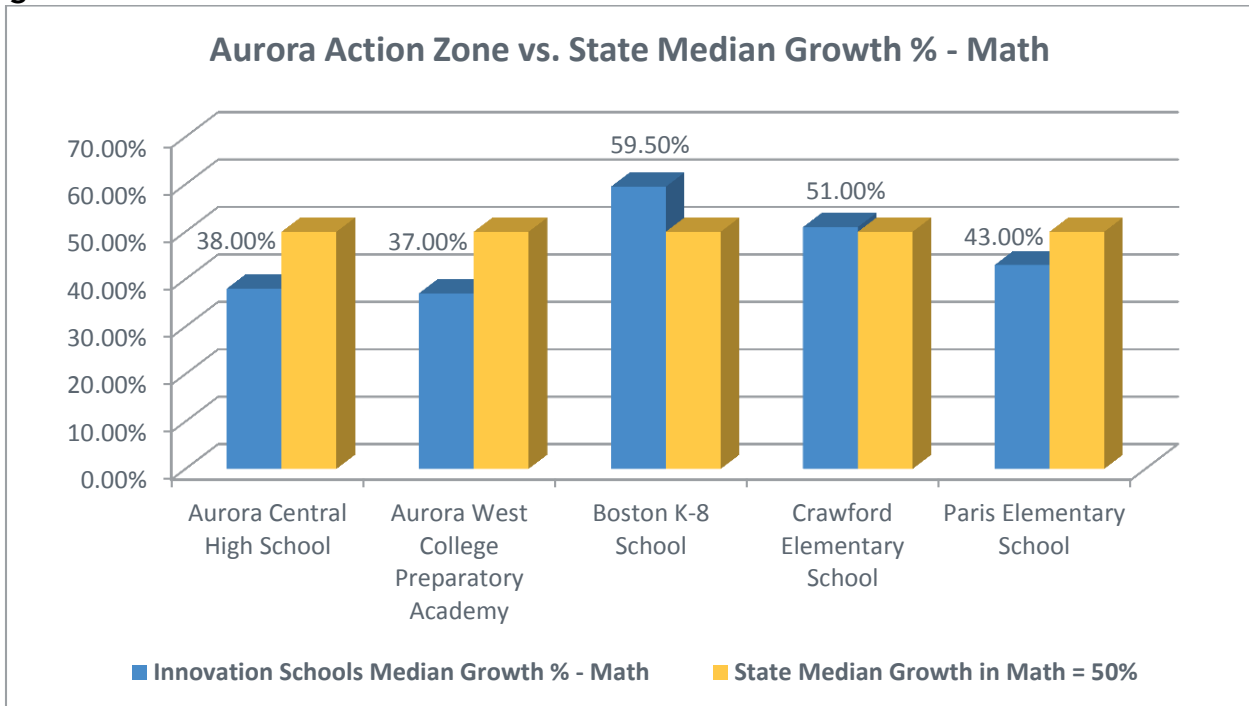


Figure 5: ELA Mean Growth Score Percentiles for Delta County 50(J) vs. State Percentiles

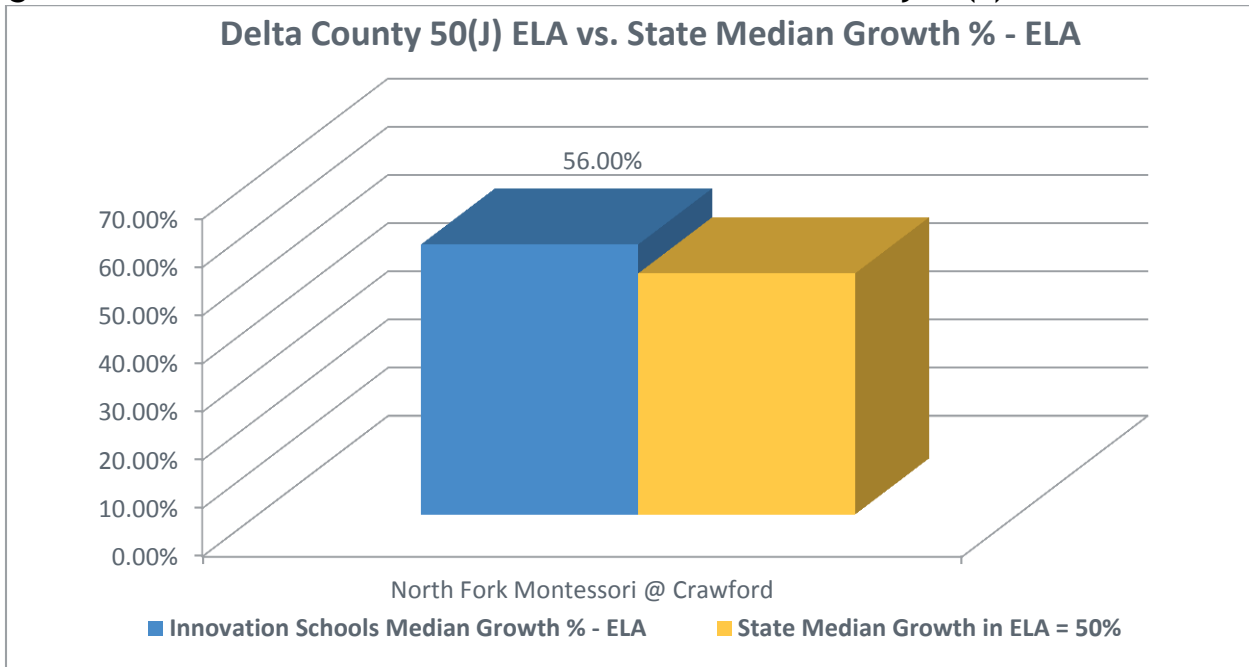


Figure 6: Math Mean Growth Score Percentiles for Delta County 50(J) vs. State Percentiles

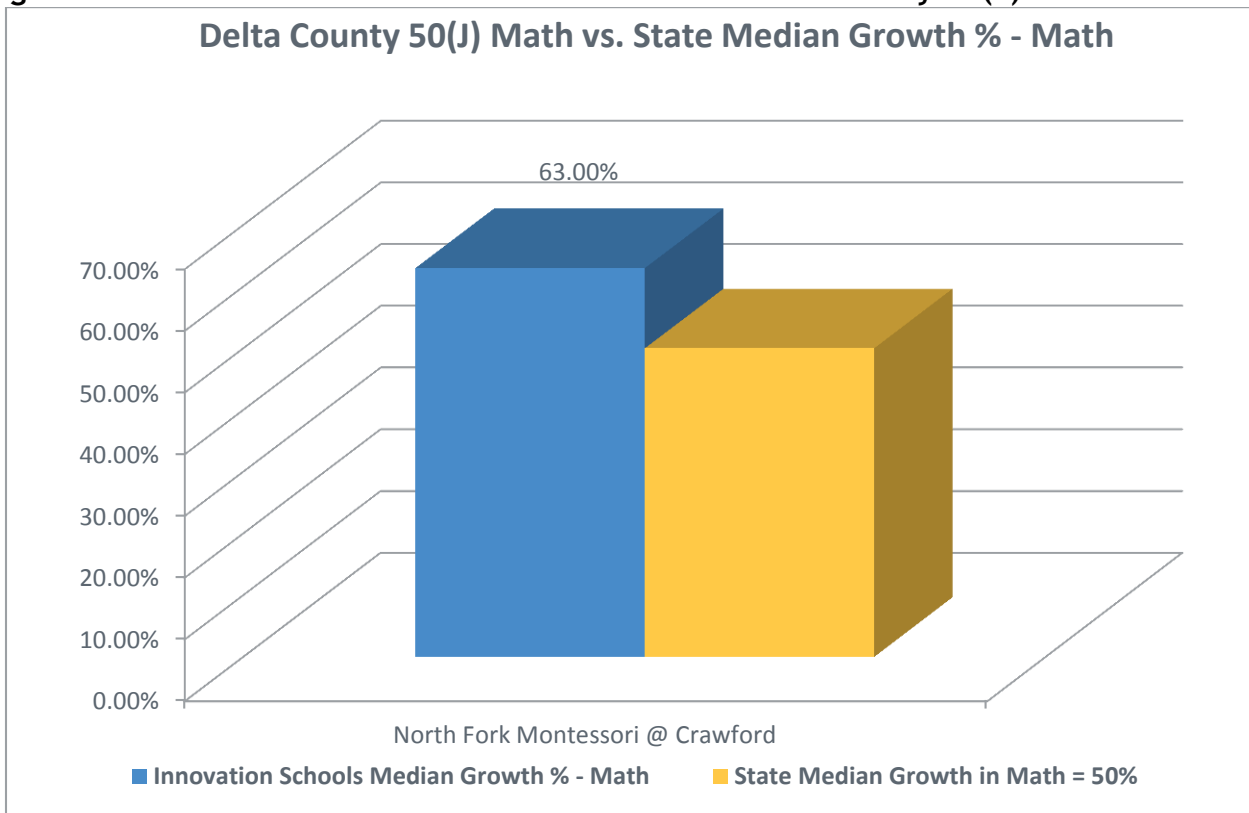


Figure 7: ELA Mean Growth Score Percentiles for Falcon 49 vs. State Percentiles

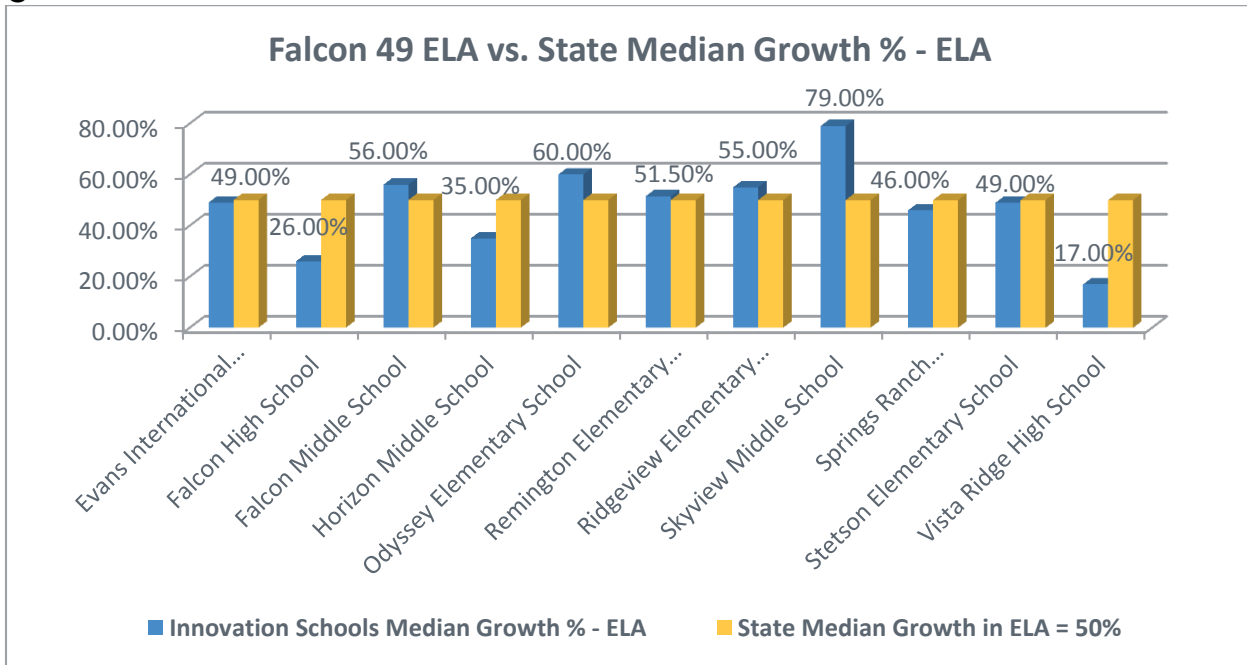


Figure 8: Math Mean Growth Score Percentiles for Falcon 49 vs. State Percentiles

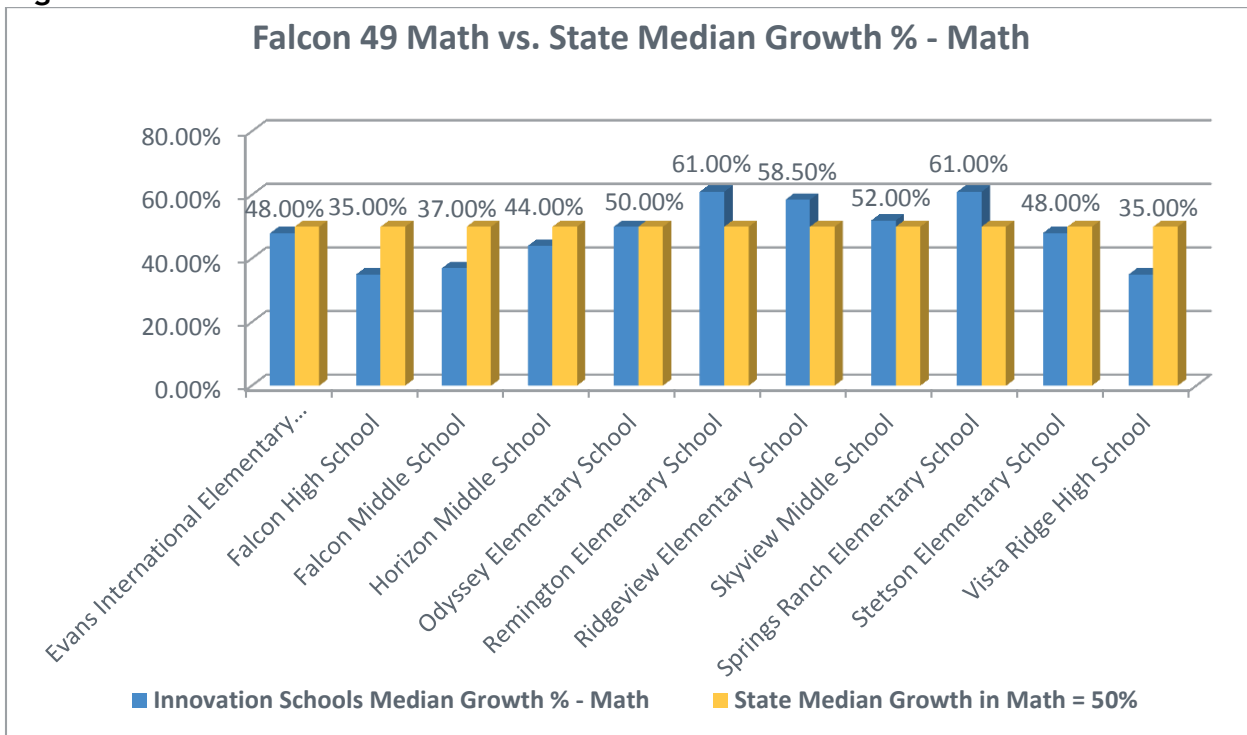


Figure 9: ELA Mean Growth Score Percentiles for Denver County 1 vs. State Percentiles

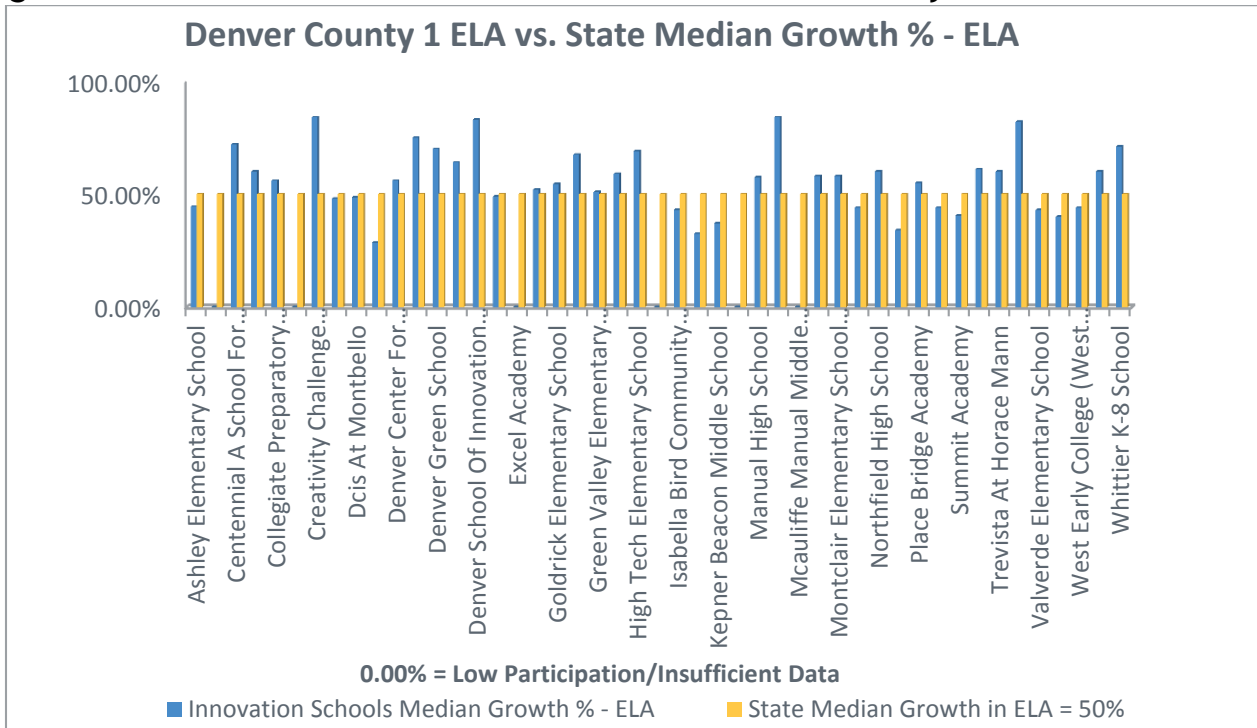
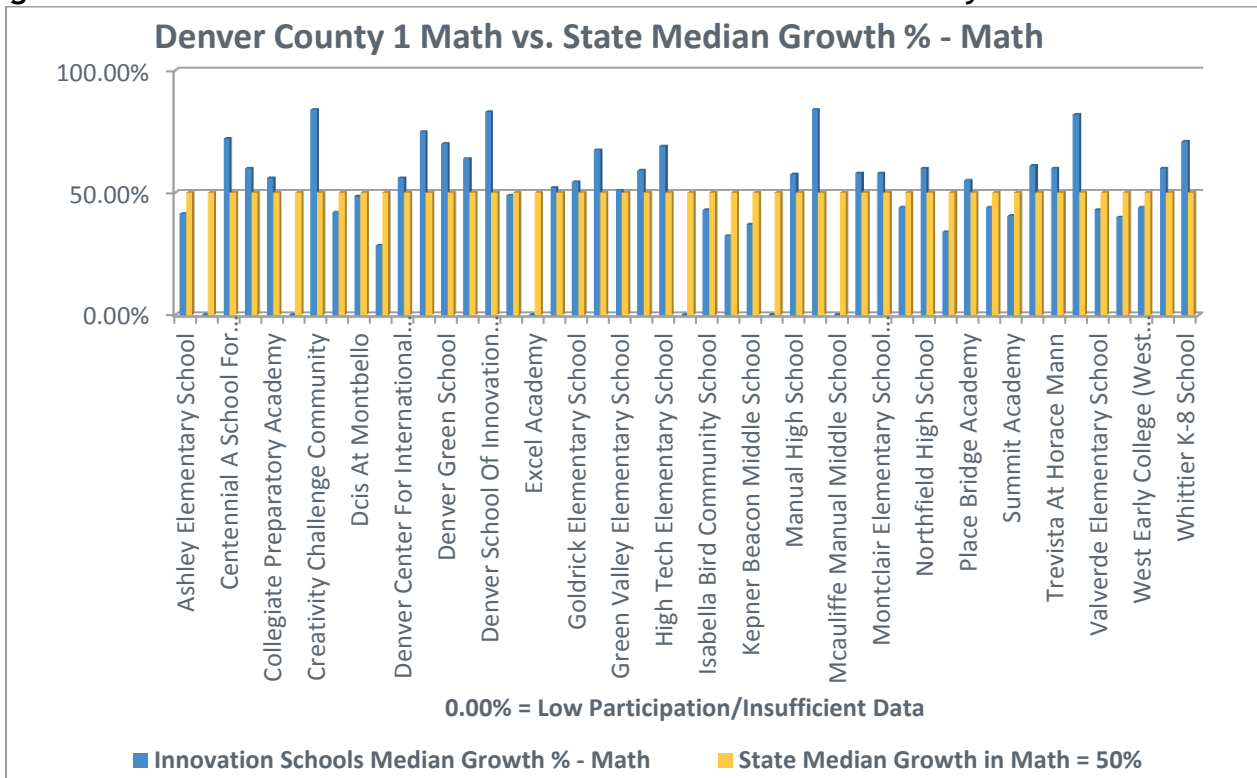


Figure 10: Math Mean Growth Score Percentiles for Denver County 1 vs. State Percentiles



Due to the number of innovation schools in DPS, percentages are presented on the following in Tables 3 and 4.



Table 3: ELA Mean Growth Score Percentiles for Denver County 1 vs. State Median Growth (50%)

School Name	Innovation Schools Median Growth % - ELA	School Name	Innovation Schools Median Growth % - ELA
Ashley Elementary School	44.50%	Isabella Bird Community School	43.00%
Bear Valley International School	0.00%	Joe Shoemaker School	32.50%
Centennial A School For Expeditionary Learning	72.00%	Kepner Beacon Middle School	37.00%
Cole Arts And Science Academy	60.00%	Legacy Options High School	0.00%
Collegiate Preparatory Academy	56.00%	Manual High School	57.50%
Compassion Road Academy	0.00%	McAuliffe International School	84.00%
Creativity Challenge Community	84.00%	McAuliffe Manual Middle School	0.00%
DCIS at Ford	48.00%	McGlone Academy	58.00%
DCIS at Montbello	48.50%	Montclair Elementary School (Montclair School of Academics and Enrichment)	58.00%
Denver Center For 21St Learning At Wyman	28.50%	Noel Community Arts School	44.00%
Denver Center For International Studies At Fairmont	56.00%	Northfield High School	60.00%
Denver Discovery School	75.00%	Oakland Elementary	34.00%
Denver Green School	70.00%	Place Bridge Academy	55.00%
Denver Montessori Junior/Senior High School	64.00%	Schmitt Elementary School	44.00%
Denver School Of Innovation And Sustainable Design	83.00%	Summit Academy	40.50%
Dr. Martin Luther King Jr. Early College	49.00%	Swigert International School	61.00%
Excel Academy	0.00%	Trevista At Horace Mann	60.00%
Godsman Elementary School	52.00%	Valdez Elementary School (Valdez Innovation School)	82.00%
Goldrick Elementary School	54.50%	Valverde Elementary School	43.00%
Grant Beacon Middle	67.50%	Vista Academy	40.00%



School			
Green Valley Elementary School	51.00%	West Early College (West Generations Academy)	44.00%
High Tech Early College	59.00%	West Leadership Academy	60.00%
High Tech Elementary School	69.00%	Whittier K-8 School	71.00%
International Academy Of Denver At Harrington	0.00%		

Table 4: Math Mean Growth Score Percentiles for Denver County 1 vs. State Percentiles

School Name	Innovation Schools Median Growth % - Math	School Name	Innovation Schools Median Growth % - Math
Ashley Elementary School	41.50%	Isabella Bird Community School	43.00%
Bear Valley International School	0.00%	Joe Shoemaker School	32.50%
Centennial A School For Expeditionary Learning	72.00%	Kepner Beacon Middle School	37.00%
Cole Arts And Science Academy	60.00%	Legacy Options High School	0.00%
Collegiate Preparatory Academy	56.00%	Manual High School	57.50%
Compassion Road Academy	0.00%	McAuliffe International School	84.00%
Creativity Challenge Community	84.00%	McAuliffe Manual Middle School	0.00%
DCIS at Ford	42.00%	McGlone Academy	58.00%
DCIS at Montbello	48.50%	Montclair Elementary School (Montclair School of Academics and Enrichment)	58.00%
Denver Center For 21St Learning At Wyman	28.50%	Noel Community Arts School	44.00%
Denver Center For International Studies At Fairmont	56.00%	Northfield High School	60.00%
Denver Discovery School	75.00%	Oakland Elementary	34.00%
Denver Green School	70.00%	Place Bridge Academy	55.00%
Denver Montessori Junior/Senior High School	64.00%	Schmitt Elementary School	44.00%
Denver School Of	83.00%	Summit Academy	40.50%



Innovation And Sustainable Design			
Dr. Martin Luther King Jr. Early College	49.00%	Swigert International School	61.00%
Excel Academy	0.00%	Trevista At Horace Mann	60.00%
Godsman Elementary School	52.00%	Valdez Elementary School (Valdez Innovation School)	82.00%
Goldrick Elementary School	54.50%	Valverde Elementary School	43.00%
Grant Beacon Middle School	67.50%	Vista Academy	40.00%
Green Valley Elementary School	51.00%	West Early College (West Generations Academy)	44.00%
High Tech Early College	59.00%	West Leadership Academy	60.00%
High Tech Elementary School	69.00%	Whittier K-8 School	71.00%
International Academy Of Denver At Harrington	0.00%		

Figure 11: ELA Mean Growth Score Percentiles for Greeley-Evans School District 6 vs. State Percentiles

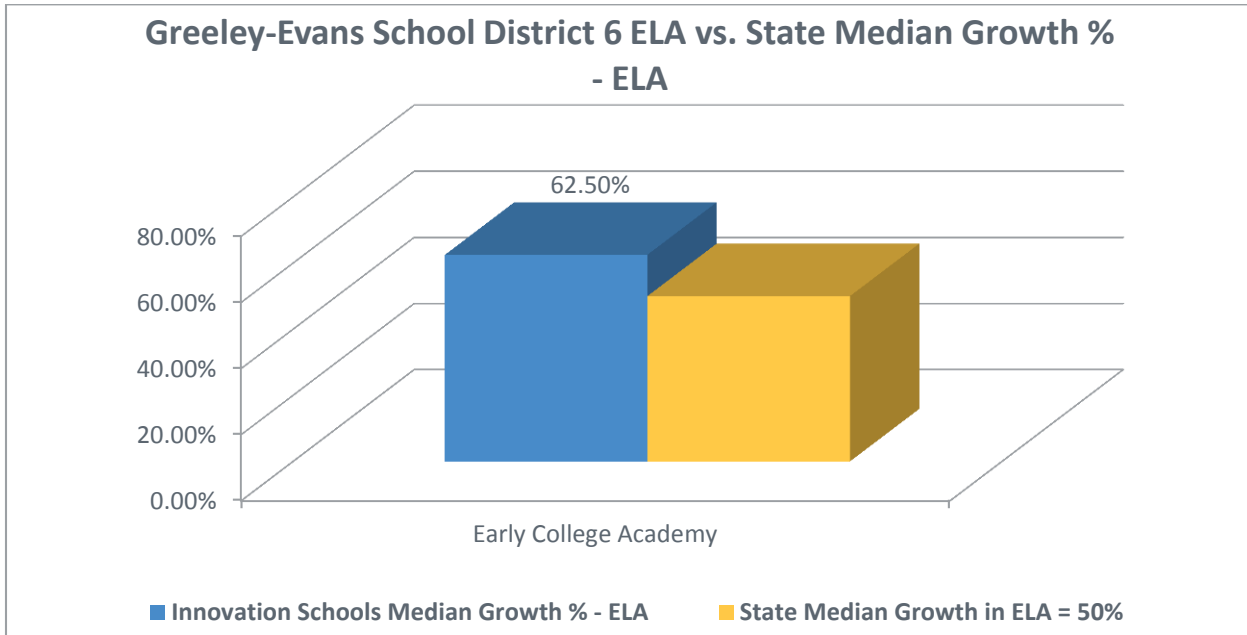


Figure 12: Math Mean Growth Score Percentiles for Greeley-Evans School District 6 vs. State Percentile

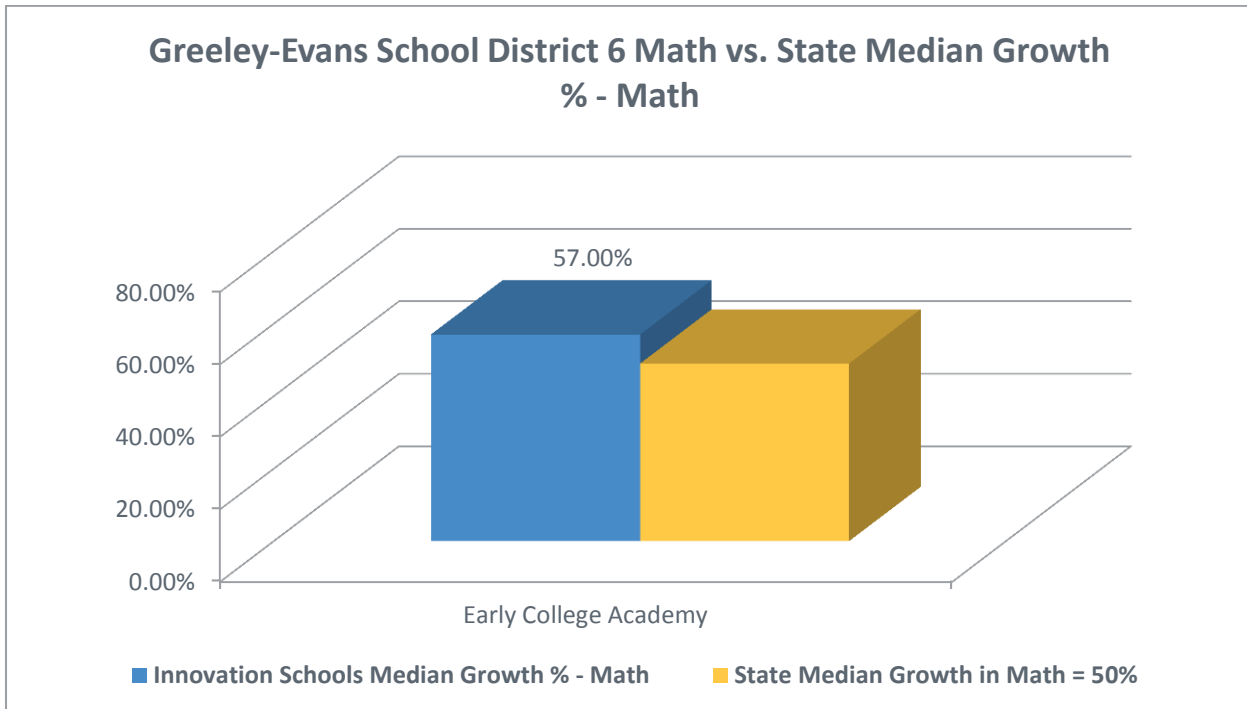


Figure 13: ELA Mean Growth Score Percentiles for Montrose County Re-1J vs. State PCTL

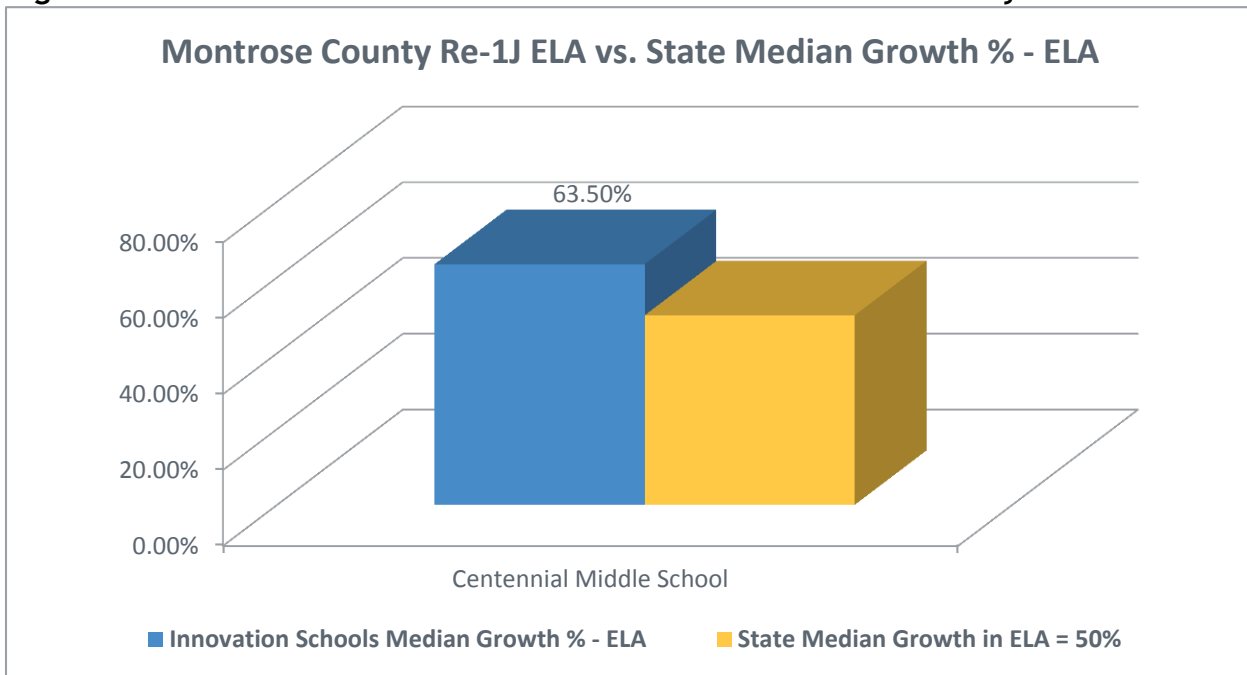


Figure 14: Math Mean Growth Score Percentiles for Montrose County Re-1J vs. State PCTL

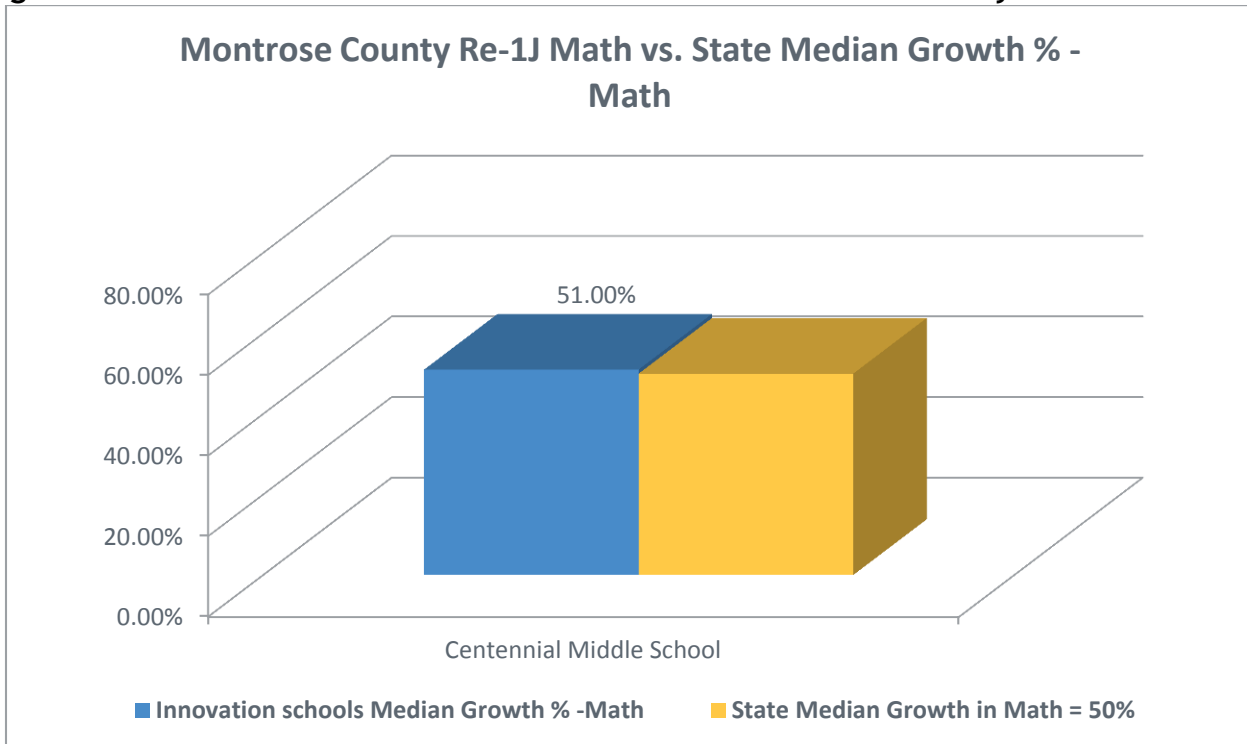


Figure 15: ELA Mean Growth Score Percentiles for Pueblo I-Zone Schools vs. State PCTL

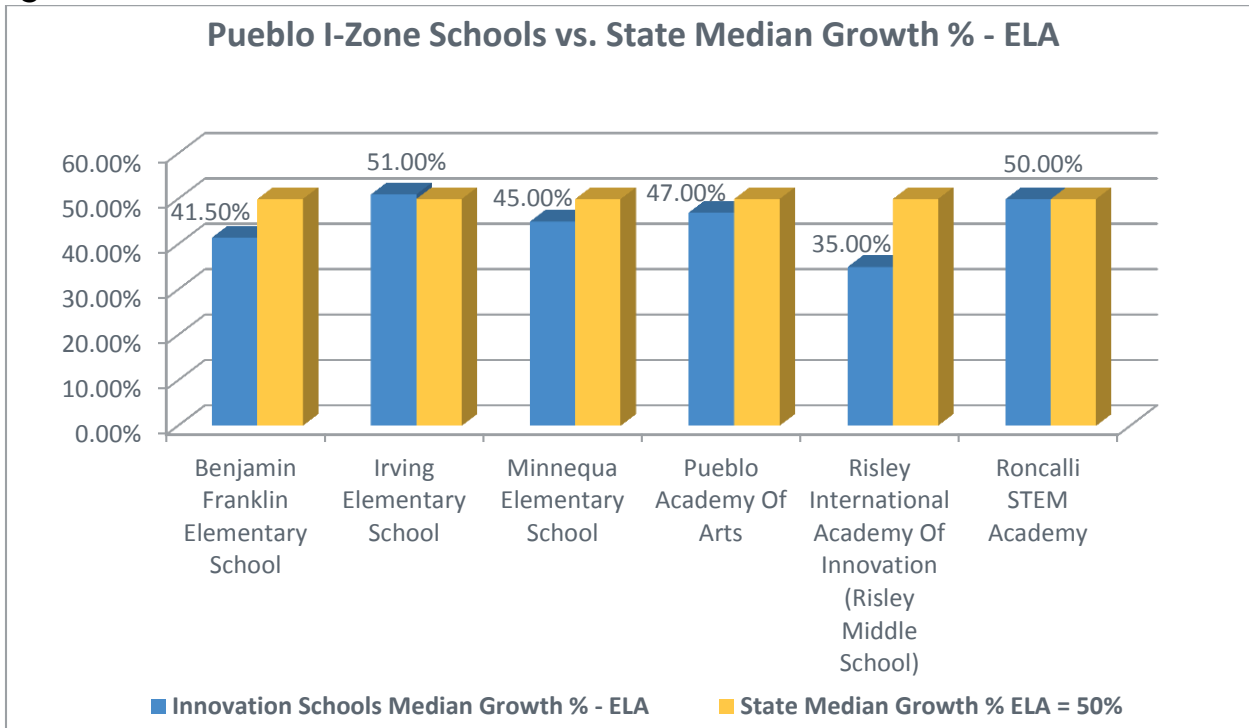


Figure 16: Math Mean Growth Score Percentiles for Pueblo I-Zone Schools vs. State PCTL

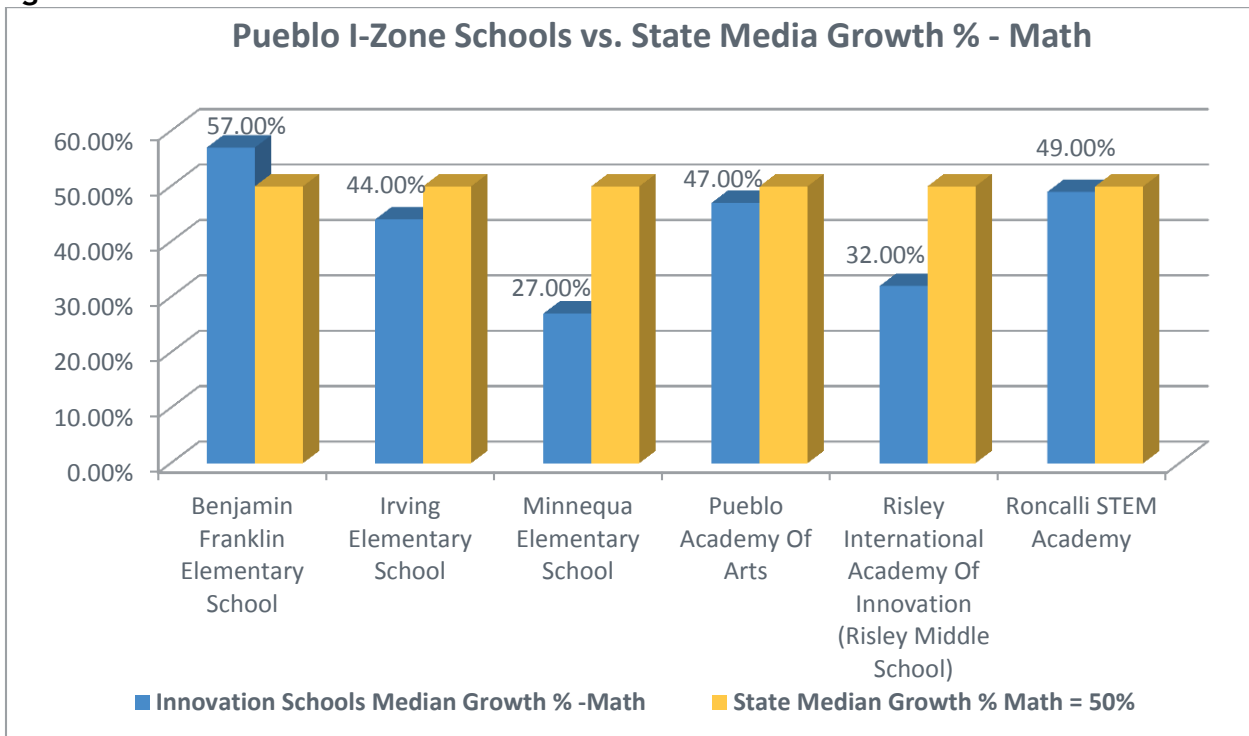


Figure 17: ELA Mean Growth Score Percentiles for Westminster Public Schools vs. State PCTL

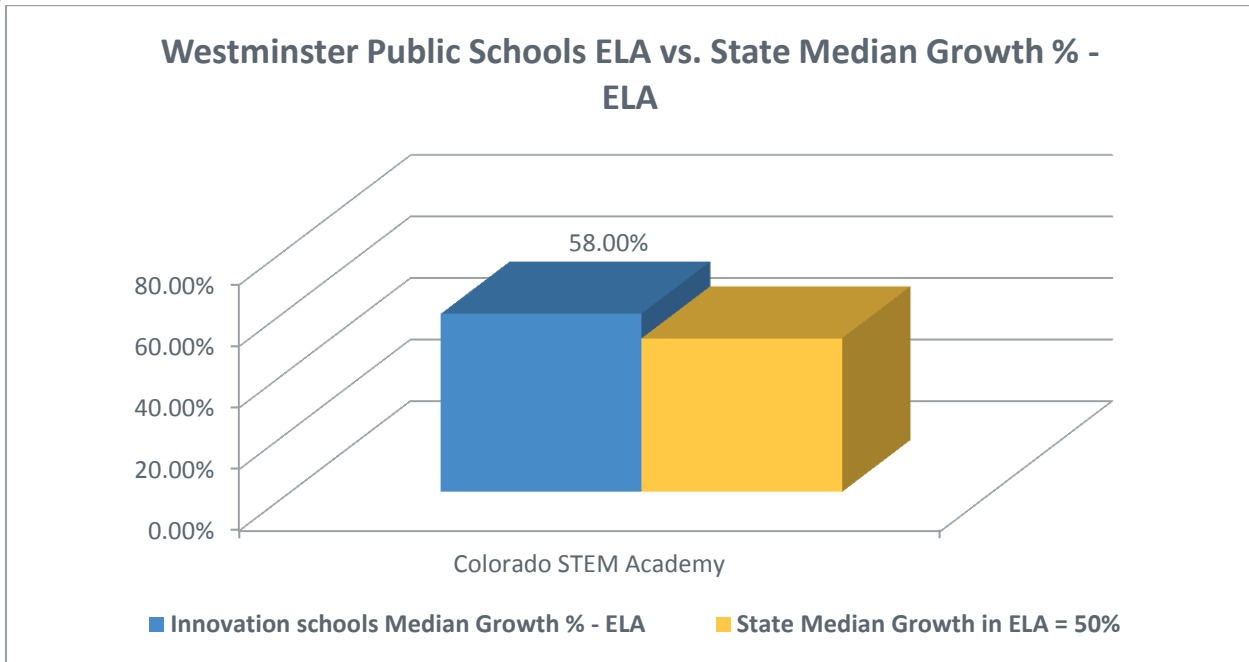


Figure 18: Math Mean Growth Score Percentiles for Westminster Public Schools vs. State PCTL

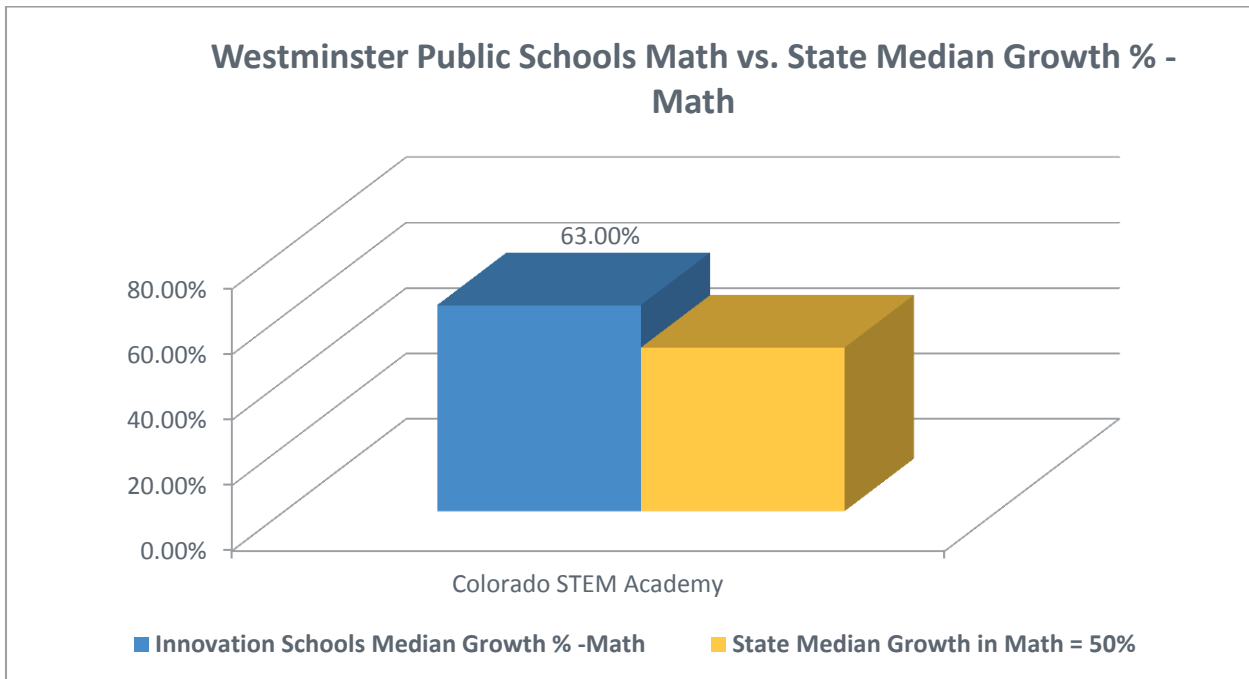


Figure 19: ELA Mean Growth Score Percentiles for Widefield 3 vs. State Percentiles

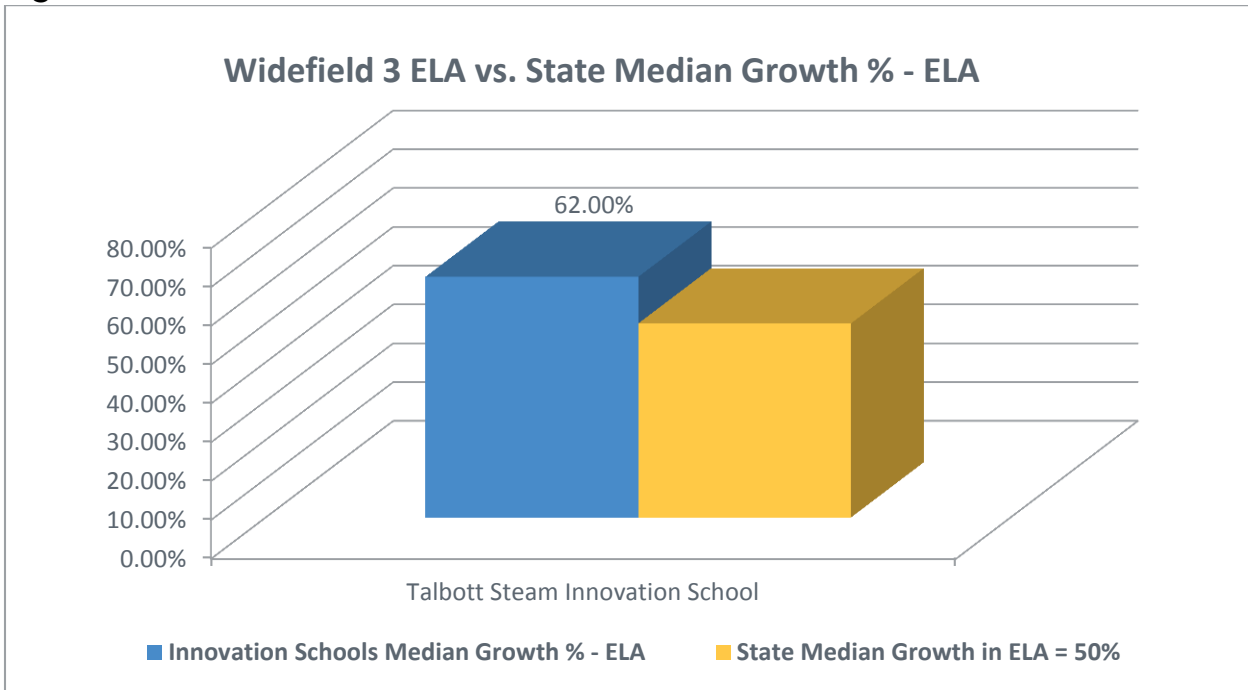


Figure 20: Math Mean Growth Score Percentiles for Widefield 3 vs. State Percentiles

