



# 2016 Innovation Report

Submitted to:  
**Governor John Hickenlooper**

**House of Representatives Education Committee**

**Senate Education Committee**

By:  
**Kelly Rosensweet, Colorado Department of Education**

March 2016



---

# Table of Contents

---

## Part 1: The Innovation Act-Autonomies & Process #4

- Autonomies
- Stakeholder Support
- Local Approval
- State Approval

---

## Part 2: Overview of 2015-16 Innovation Schools #6

- Innovation Schools
- Innovation Zones
- Academic Performance
- Analysis of Mean Scale Score Percentiles for Reading, Writing and Math
- Overall Analysis of Performance

---

## Part 3: Commonly Requested Waivers #16

- Time
- Personnel
- Budget
- Prohibited Waivers

---

## Part 4: Legislative Updates #19



---

## Executive Summary

---

The Innovation Schools Act of 2008, (§ 22-32.5-102, C.R.S. *et seq*) was created in response to district and school leaders' interest in finding a way for districts to develop and implement innovative practices in a wide variety of areas for the purpose of improving student outcomes. The Act provides a formal process that allows schools to petition their local school boards for waivers from district-level policies and for school boards to petition to the Colorado State Board of Education for waivers from certain state-level laws and regulations that would otherwise apply to the schools and their districts. The Act furthers the belief that educational services must be tailored to meet the needs of the student populations it intends to serve. It also supports the belief that by providing flexibilities to school personnel, such as principals and teachers, they can determine the most effective and efficient manner in which to meet their students' needs, (§22-32.5.102, C.R.S., Legislative Declaration). A major purpose of innovation status is to break down policy barriers in order to implement innovative practices to increase student outcomes. Innovation status requires schools and districts to create a vision around the autonomies they are seeking, as well as gain support from a variety of stakeholders, including teachers, administrators and School Accountability Committee members, before receiving approval. The innovation plan requires schools to think through the processes and documents that will need to change when these innovations are implemented, as well as what common goal and vision will be made possible by receiving these flexibilities.

In compliance with the reporting requirements provided in §22-32.5-111, C.R.S., the Colorado Department of Education (CDE) has prepared the following report. This annual report draws from multiple sources including:

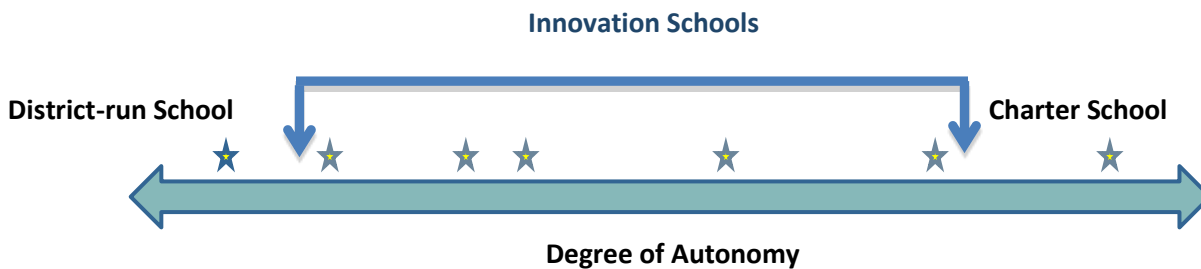
- The CDE Innovation webpage (<http://www.cde.state.co.us/choice/innovationschools>)
  - CDE's "2015 Annual Innovation Report" released March 2015
  - The handbook, "Options for Autonomous Schools in Colorado: A Handbook for School and District Leaders" released in 2009. This handbook was a result of conversations among multiple education reform and business organizations interested in encouraging the development of autonomous schools in Colorado.
-

## Part 1: The Innovation Act-Autonomies & Process

### Autonomies

The Innovation Act enables schools to attain some of the autonomies that charter schools have through the Charter School Act, (§22-30.5-102), without giving up direct oversight of both the school and the district leader(s). The Innovation Act provides any public school with a formal process to request a varying degree of autonomies from district-level policies and certain state-level laws and regulations. Exhibit A below, illustrates the varying degrees of autonomies that innovation schools have and demonstrates that an innovation school can fall anywhere between a traditional, district-run school and a charter school, depending on the school's specific needs and strategies to increase student achievement. A school may want to waive out of a few district-level policies and state laws and regulations regarding personnel practices, for example, but wish to keep everything else the same. Conversely, a different school may wish to have many decisions made at the school-level about, for example, the school calendar, budget management, curriculum and instructional practices and personnel practices. These schools would fall closer to the charter school end of the spectrum.

### Exhibit A: Innovation Schools-Spectrum of Autonomy



### Stakeholder Support

There is no appeals process to the State Board for innovation school or innovation zone plans that are denied at the local level. Therefore, innovation status requires sufficient support at the local level in order to be considered for approval by the State Board of Education. An Innovation plan must have the support of many stakeholder groups to be approved, thus suggesting a high level of collaboration and input from various perspectives. The prospective innovation school or innovation school zone must demonstrate that it has received majority support from teachers, administrators and School Accountability Committee (SAC) members; as well as a statement of the level of support from classified school staff, parents, students and the surrounding community for each campus in order to earn innovation designation.

Stakeholders at all levels must communicate and collaborate to create a plan with sufficient support. This puts innovation applications in a unique position to receive feedback from a variety of vantage points to create a comprehensive plan that addresses many stakeholders' ideas and concerns. Several innovation schools held public forums and town hall meetings to inform the community of the innovation application, solicit opinions, and build the support they needed to pass their innovation plans at the local level. Many innovation planning teams report that stakeholders value this process, as it allows multiple voices to be heard and perspectives included in the generation of the innovation plan. The process supports purposeful innovation, meaning that schools are not encouraged to seek innovations to simply be more autonomous from a school district, but instead to implement specific innovative strategies in service of improved student outcomes.



Schools seek Innovation status for a variety of purposes. The following are reasons why existing innovation schools choose to pursue innovation status:

- School staff and community find existing policies and procedures inhibit the school's ability to serve their students well and customize learning to meet the needs of their students. For example, schools who want to implement an instructional model and/or curriculum that differs from their district because they think it will be more effective in supporting their specific student population.
- To obtain greater flexibility and control over their resources without the responsibility for operations and HR. This allows the school leader to have oversight in high impact areas of the school such as hiring.
- Allows schools to seek waivers for things such as budget oversight, scheduling, staffing, and daily school operations so that the educational model can be implemented with fidelity.

### Local Approval

Once an innovation school application and/or zone application is complete, it must be submitted to the local board of education for approval. After review, the local board may either approve the application and submit it to the State Board of Education for approval of any requested waivers from state statute, or deny the application. If the application is denied, the local board must provide the school with a written explanation as to why the application was denied. The school has the option to amend the application and resubmit for board approval, but unlike charter schools prospective innovation schools do not have option to appeal to the state board if their application has been denied by the local board.

Upon approval, the local board is required to review the innovation school's performance every three (3) years for as long as the school retains innovation status. At the time of the triennial review, the district and innovation school staff may decide to amend the innovation plan with the local board's approval. Revised or amended innovation plans do not need the approval of the state board, unless additional waivers from state statute and rule are sought, or previously approved replacement plans for state waivers are modified. If the local board finds that the academic performance of students enrolled in the innovation school is not improving at a sufficient rate, the board may choose to revoke the school's innovation status. Similarly, following the review of an innovation school zone, if a local board finds that one or more schools within the zone are not improving at a sufficient rate the local board may choose to remove the underperforming school(s) from the zone or revoke innovation status for the entire zone.

### State Approval

Should a locally approved innovation application requests any waivers from state statute or rule, the district must submit an application to the Colorado Department of Education for review and approval by the State Board of Education. Staff in the Schools of Choice Office conduct the initial review and identify other offices within the Department that need to be involved to ensure the application is meeting all state and federal requirements. Other CDE offices that may review the application include, but are not limited to: the Federal Programs Office to ensure that all federal requirements are met; the Exceptional Student Services Office to ensure that federal IDEA requirements are met and there is a plan in the application to meet the needs of students with disabilities; the School Finance Office to ensure that the proposed budget for the innovation school is acceptable; and the District and School Performance Office to ensure that if the school is a grantee of the Turnaround and Improvement Grant (TIG), their innovation application is aligned to their grant requirements. Districts and/or schools submitting innovation plans work with CDE staff to ensure the application meets all the requirements outlined in the Innovation Act.

If the innovation plan is approved by the State Board of Education, and it is the first innovation school within that district, the school district will be designated a District of Innovation. For each innovation application that is



approved for that district thereafter, designation as a District of Innovation will be affirmed. For every innovation application that is approved, that school will receive Innovation Status and be designated an Innovation School.

Please Note: Innovation schools must comply with all ESEA<sup>1</sup> Highly Qualified and IDEA<sup>2</sup> requirements. These requirements will be changing in the next two years with the authorization of *Every Student Succeeds Act* (ESSA). Implications of those changes will be included in the 2017 Innovation Schools Report. The innovation school's application must also align with any federal or state grant programs for the school is a part of, such as the Turnaround Improvement Grant (TIG). To see a complete list of state requirements for innovation applications, reference Appendix A of this report.

Detailed information about the innovation application process and copies of state approved innovation applications can be found on the Colorado Department of Education's (CDE) innovation web site at: <http://www.cde.state.co.us/choice/innovationschools>.

## Part 2: Overview of 2015-16 Innovation Schools

### Innovation Schools

As of February 1, 2016, 62 schools in nine different school districts have been granted innovation status in Colorado<sup>3</sup>. The districts range in size from Denver Public Schools, the largest metro district, to one of the smallest rural districts, Kit Carson. Greeley-Evans School District 6 is the newest district to be designated as a district of innovation. Greeley's innovation plan for Early College Academy was approved by the state in June 2015.

Innovation schools across the state currently serve 29,429 students. Denver County 1 (DPS) is the largest school district in the state, and has 40 innovation schools- the most in any district. DPS serves 20.19% of their student population through innovation schools. As a whole, DPS serves a Free and Reduced Lunch population of 68.4% while DPS innovation schools serve as slightly higher percentage of 71.5% Free and Reduced Lunch eligible students.

Montclair School of Academics and Enrichment and Manuel High School were the first DPS approved innovation schools earning their designation in March of 2009. Joe Shoemaker, Legacy Options High School, and Denver School for Innovation and Sustainable Design (DSISD) were DPS' most recently approved innovation schools, approved in November 2015.

A list of all the schools, organized by district, that have been approved by the Colorado State Board of Education can be found in Appendix B of this report. Each of these districts and schools went through the formal process

---

<sup>1</sup> *The No Child Left Behind Act of 2001* (NCLB) was a U.S. Act of Congress which reauthorized the Elementary and Secondary Education Act (ESEA)

Schools authorized by a district that accepts Title I funds must comply with Federal NCLB Highly Qualified requirements, with the exception of charter schools (<http://www2.ed.gov/policy/elsec/leg/esea02/pg2.html#sec1119>). This means that instructors teaching core content classes must hold a degree, be fully licensed, and demonstrate subject matter competency.

<sup>2</sup> Individuals with Disabilities Education Act (IDEA) is a law ensuring services to children with disabilities throughout the nation.

<sup>3</sup> Colorado Springs D-11 had one innovation school, Wasson High School, whose innovation plan was approved by the State Board of Education in August of 2010. Wasson High School closed its doors in June of 2013 due to declining enrollment and neither the school nor the district have been included in this report.



outlined in state law to receive innovation designation. Tables 1 and 2, included in this section, provide a more detailed profile of Colorado’s innovation schools.

### Innovation Zones

Schools may also seek joint designation as an Innovation School Zone which must be made up of two or more schools within a district that share a common interest. Some common interests for schools to create an innovation zone include:

- **Geographical Boundaries:** There may be a group of schools within a district that serve a similar population due to where the schools are physically located.
- **Feeder System:** Some schools create a zone because the primary schools feed into the same secondary school.
- **Curriculum:** There may be a group of schools that share a similar curriculum or instructional program.

All schools within an innovation zone must include the information outlined in statute regarding the contents of the innovation application (C.R.S 22-32.5-104(4)). There are additional requirements that must be incorporated into the application for schools seeking zone status, rather than operating as a stand-alone school. Please reference Appendix A of this report for required components of innovation zone applications.

There are three innovation zones in Colorado. Falcon School District 49 has created the POWER Zone which consists of 5 state approved innovation schools and together serves 4,383 students. The other two zones are made up of Kit Carson School District, the smallest zone serving 128 students and Holyoke School District, serving 594 students. These are the only two school districts in Colorado whose entire K-12 student population is served through innovation schools. See Tables 1 and 2 below for more details on the innovation zones in Colorado.

**TABLE 1: Summary of 2015-16 Districts of Innovation**

Districts of Innovation	# of Innovation Schools	# of Innovation Zones	# Students Enrolled in Innovation Schools	% of Students in Innovation Schools
Delta County 50(J)	1	0	150	3%
Denver Public Schools	40	0	18,244	20%
Falcon District 49	10	1	7,777	48%
Greeley School District 6	1	0	141	.06%
Holyoke	3	1	594	100%
Kit Carson R-1	2	1	128	100%
Montrose County Re-1	1	0	585	9%
Pueblo City Schools District 60	3	0	1262	7%
Westminster 50	1	0	283	3%



**TABLE 2: 2015 Innovation School Statistics**

Innovation Schools by District	Grade Levels at Build Out	Date Granted Innovation Status by SBE	First full year with Innovation Status	Innovation Zone	2015 Student Enrollment	Est. % of District Enrollment	% Free & Reduced Lunch
<b>North Fork Montessori @ Crawford</b>	PK-6	May 2014	2014-15		150	3.0%	48.0%
<b>Ashley ES</b>	PK-5	March 2013	2014-15		406	0.45%	87.6%
<b>Centennial Cole Arts and Sciences Academy</b>	PK-5	Aug 2013	2013-14		405	0.45%	60.0%
<b>Collegiate Prep Academy</b>	PK-8	Aug 2009	2009-10		535	0.59%	91.9
<b>Creativity Challenge Community (C3)</b>	9-10	June 2011	2011-12		413	0.46%	71.9%
<b>Compassion Road Academy</b>	K-4	April 2012	2012-13		279	0.31%	13.2%
<b>Denver Center for International Studies (DCIS) Fairmont</b>	9-12	March 2013	2013-14		157	0.16%	71.3%
<b>Denver Center for International Studies (DCIS) at Montebello</b>	PK-5	March 2013	2013-14		420	0.47%	69.2%
<b>Denver Center for International Studies at Ford</b>	PK-5	May 2011	2011-12		500	0.55%	92.6%
<b>DCIS at Montebello</b>	6-12	May 2011	2011-12		864	0.96%	89.3%
<b>Denver Center for 21st Century Learning at Wyman</b>	6-12	June 2011	2011-12		220	.24%	86.8%
<b>Denver Discovery School</b>	6-8	Mar. 2015	2015-16		253	.28%	31.6%
<b>Denver Green School</b>	PK-8	April 2010	2010-11		536	.59%	58.9%
<b>Denver Montessori</b>	6-8	March 2013	2013-14		109	0.12%	46.7%
<b>Denver School of Innovation and Sustainable Design</b>	9-12	Nov. 2015	2016-2017		99	0.11%	63.6%
<b>Excel Academy</b>	9-12	Aug 2013	2013-14		216	0.24%	87.5%
<b>Godsman ES</b>	PK-5	Aug 2011	2011-12		571	0.63%	92.8%
<b>Grant Beacon MS</b>	6-8	May 2012	2012-13		454	0.96%	83.2%
<b>Green Valley ES</b>	PK-5	Aug 2011	2011-12		752	0.83%	67.1%
<b>High Tech Early College</b>	9-12	June 2011	2011-12		529	0.59%	73.91%





Innovation Schools by District	Grade Levels at Build out	Date Granted Innovation Status by SBE	First full year with Innovation Status	Innovation Zone	2015 Student Enrollment	Est. % of District Enrollment	% Free & Reduced Lunch
High Tech Early College	9-12	June 2011	2011-12		529	0.59%	73.91%
High Tech Elementary	PK-5	Feb. 2015	2015-16		417	0.46%	15.1%
Isabella Bird Community School	PK -5	June 2014	2014-15		462	0.51%	18.8%
Joe Shoemaker Elementary School	PK -5	Nov. 2015	2016-17		370	0.41%	64.0%
Legacy Options High School	9-12	Nov. 2015	2016-17		27	0.03%	92.5%
Manual HS	9-12	March 2009	2009-10		288	0.32%	88.5%
Martin Luther King Jr. Early College	6-12	Sept 2010	2010-11		1108	1.2%	80.8%
McAuliffe International School	6-8	March 2012	2012-13		825	0.91%	19.5%
McGlone ES	PK -5	Aug 2011	2011-12		730	0.81%	94.2%
Montclair School of Academics & Enrichment	PK -5	March 2009	2009-10		462	0.51%	73.5%
Noel Community Arts School	6-12	May 2011	2011-12		753	0.83%	81.1%
Northfield High School	9-12	Oct. 2015	2016-17		194	0.21%	50.0%
Oakland ES	PK -5	Aug 2014	2014-15		451	0.50%	91.1%
Place Bridge Academy	ECE-8	June 2015	2015-16		1022	1.13%	95.3%
Summit Academy	6-12	Aug 2011	2011-12		214	0.24%	82.7%
Swigert-McAuliffe International School	PK -5	Aug 2011	2011-12		680	0.75%	06.4%
Trevista ECE-8 at Horace Mann	PK -8	Sept 2012	2012-13		320	0.35%	95.9%
Valdez ES	PK -5	June 2010	2010-11		369	0.41%	47.7%
Vista Academy	6-12	Aug 2011	2011-12		285	0.32%	74.3%
West Generations Academy	6-10	March 2012	2012-13		746	0.83%	94.2%
West Leadership Academy	6-10	March 2012	2012-13		690	0.76%	95.3%
Whittier K-8 School	PK-8	Sept 2010	2010-11		307	0.34%	89.9%
Evans International Elementary School	PK-5	Aug 2012	2012-13		684	3.33%	48.3%
Falcon MS	6-8	Jun 2012	2012-13		907	4.41%	22.2%



Innovation Schools by District	Grade Levels at Buildout	Date Granted Innovation Status by SBE	First full year with Innovation Status	Innovation Zone	2015 Student Enrollment	Est. % of District Enrollment	% Free & Reduced Lunch
Horizon MS	6-8	Sept 2012	2012-13		650	3.16%	46.9%
Odyssey ES	PK-5	June 2012	2012-13	POWER Zone	285	2.67%	43.8%
Ridgeview ES	PK-5	June 2012	2012-13	POWER Zone	873	4.25%	22.4%
Remington ES	PK-5	Aug 2012	2012-13		580	2.82%	37.2%
Sky View MS	6-8	June 2012	2012-13	POWER Zone	1187	5.77%	32.6%
Springs Ranch ES	PK-5	May 2013	2013-14		573	2.79%	24.4%
Stetson ES	PK-5	June 2012	2012-13	POWER Zone	568	2.76%	28.5%
Vista Ridge HS	9-12	June 2012	2012-13	POWER Zone	1470	7.15%	23.1%
<b>Greeley District 6</b>							
Early College Academy	9-12	June 2015	2015-16		141	0.66%	68.0%
<b>Holyoke</b>							
Holyoke ES	K-6	June 2015	2015-16	Holyoke	335	56.4%	51.6%
Holyoke Jr/Sr High School	7-12	June 2015	2015-16	Holyoke	252	42.4%	38.1%
Holyoke Alternative School	7-12	June 2015	2015-16	Holyoke	7	1.18%	42.8%
Kit Carson Elementary	K-5	March 2011	2011-12	Kit Carson	56	43.7%	50.0%
Kit Carson Jr-Sr HS	6-12	March 2011	2011-12	Kit Carson	72	56.2%	56.9%
Centennial Middle School	6-8	March 2015	2015-16		585	9.49%	56.0%
Risley MS	6-8	May 2013	2013-2014		358	2.03%	93.8%
Roncalli MS	4-8	May 2013	2013-2014		366	2.07%	81.4%
Pueblo Academy of Arts (formerly Pitts MS)	6-8	May 2013	2013-2014		538	3.05%	81.7%
Colorado STEM Academy	3-8	April 2013	2013-14		283	2.98%	47.0%

Sources: CDE Innovation website, 2015 Pupil Membership, 2015 District Ranking: Pupil Membership, and 2015 Pupil Membership by District and Grade Level.



One of the purposes of the Innovation Act was to improve educational outcomes for students by providing schools and districts with the ability to seek flexibility and autonomy when they felt it necessary in order to best serve their students. The Act sought to hold public schools that receive greater autonomy under this article accountable for student academic achievement, as measured by state assessments, as well as performance results released in the School Performance Framework (SPF).

Following the passage of HB15-1323, accreditation ratings and school plan types, as assigned in the School Performance Framework (SPF), have not been assigned in fall 2015. As a result, the 2015-16 school year will be excluded from the calculation of five consecutive school years of student achievement and growth data for both school districts and individual schools. This one-year pause means that the 2016-17 school year will resume, for the purpose of accountability, where the 2014-15 school year left off. Therefore, the accountability ratings for innovation schools provided in this report remain the same as those presented in the 2015 Innovation School Report, as those ratings have not changed.

Six innovation schools opened their doors for the first time in the fall of 2015. Therefore, there are no previous accountability ratings that would carry over for this school year, nor can any comparisons be made to pre-innovation and post-innovation performance for these schools. Those schools include Early College Academy in Greeley; Denver School for Innovation and Sustainable Design; Joe Shoemaker Elementary; Legacy Option; Northfield High School; and Place Bridge Academy in Denver Public Schools. As new schools, their districts have assigned them an accountability rating of Performance by default. These ratings, along with the accountability ratings of older innovation schools have been included in Exhibit B starting on the next page.

## Exhibit B: Innovation School Performance Framework (SPF) Ratings

Innovation School by District	Colorado SPF Rating 2013	Colorado SPF Rating 2014	Colorado SPF Rating 2015 Accountability Freeze*
<b>Delta County 50J</b>			
North Fork Montessori @ Crawford <i>Note: In 2013 NFM@C was Crawford Elementary before converting to an innovation school</i>	Performance	Performance	Performance
<b>Denver County 1</b>			
Ashley Elementary School	Priority Improvement	Improvement	Improvement
Centennial	Turnaround	Turnaround	Turnaround
Cole Arts and Sciences Academy	Improvement	Improvement	Improvement
Collegiate Prep Academy	Improvement	Performance	Performance
Creativity Challenge Community (C3)	N/A	Performance	Performance
Compassion Road Academy	N/A	Turnaround	Turnaround
Denver Center for International Studies (DCIS) Fairmont	N/A	Improvement	Improvement
Denver Center for International Studies at Ford	Priority Improvement	Priority Improvement	Priority Improvement
Denver Center for International Studies at Montebello	Improvement	Improvement	Improvement
Denver Center for 21st Century Learning at Wyman	Turnaround-AEC*	Turnaround-AEC*	Turnaround-AEC*
Denver Discovery School	N/A	N/A	Performance
Denver Green School	Performance	Performance	Performance
Denver Montessori	N/A	Turnaround	Turnaround
Denver School of Innovation and Sustainable Design (DSISD)	N/A	N/A	Performance
Excel Academy	N/A	Turnaround-AEC*	Turnaround-AEC*
Godsman Elementary School	Performance	Performance	Performance
Grant Beacon Middle School	Performance	Performance	Performance
Green Valley Elementary School	Performance	Performance	Performance
High Tech Early College	Performance	Improvement	Improvement
High Tech Elementary School	N/A	N/A	Performance
Isabella Bird Community School	N/A	Performance	Performance
Joe Shoemaker Elementary School	N/A	N/A	Performance
Legacy Options High School	N/A	N/A	Performance

Martin Luther King Jr. Early College	Performance	Improvement	Improvement
McAuliffe International School	Performance	Performance	Performance
McGlone Elementary School	Performance	Performance	Performance
Manual High School	Turnaround	Turnaround	Turnaround
Montclair School of Academics & Enrichment	Performance	Performance	Performance
Noel Community Arts School	Improvement	Turnaround	Turnaround
Northfield High School	N/A	N/A	Performance
Oakland Elementary School	N/A	Turnaround	Turnaround
Place Bridge Academy	Performance	Performance	Performance
Summit Academy	Turnaround-AEC*	Turnaround-AEC*	Turnaround-AEC*
Swigert-McAuliffe International School	Performance	Performance	Performance
Trevista ECE-8 at Horace Mann	Turnaround	Priority Improvement	Priority Improvement
Valdez Elementary School	Performance	Improvement	Improvement
Vista Academy	Improvement-AEC*	Improvement-AEC*	Improvement-AEC*
West Generations Academy	Turnaround	Turnaround	Turnaround
West Leadership Academy	Improvement	Improvement	Improvement
Whittier K-8 School	Improvement	Improvement	Improvement
<b>Falcon 49</b>			
Evans International Elementary School	Performance	Improvement	Improvement
Falcon Middle School	Performance	Performance	Performance
Horizon Middle School	Performance	Performance	Performance
Odyssey Elementary School	Performance	Performance	Performance
Ridgeview Elementary School	Performance	Performance	Performance
Remington Elementary School	Performance	Performance	Performance
Sky View Middle School	Improvement	Performance	Performance
Springs Ranch Elementary School	Performance	Performance	Performance
Stetson Elementary School	Performance	Performance	Performance

Vista Ridge High School	Performance	Performance	Performance
<b>Greeley School District 6</b>			
Early College Academy	N/A	N/A	Performance
<b>Holyoke School District</b>			
Holyoke Elementary School	Performance	Performance	Performance
Holyoke Jr/Sr High School	Performance	Performance	Performance
Holyoke Alternative School	Performance	Performance	Performance
<b>Kit Carson District R-1</b>			
Kit Carson Elementary School	Performance	Performance	Performance
Kit Carson Junior-Senior High	Performance	Performance	Performance
<b>Montrose County Re-1</b>			
Centennial Middle School	Performance	Performance	Performance
<b>Pueblo City 60</b>			
Risley Middle School	Priority Improvement	Turnaround	Turnaround
Roncalli Middle School	Turnaround	Turnaround	Turnaround
Pueblo Academy of Arts (formerly Pitts Middle School)	Improvement	Turnaround	Turnaround
<b>Westminster 50</b>			
Colorado STEM Academy	N/A	Improvement	Improvement



## Academic Performance

In previous year's annual reports, this section examined the academic performance of innovation schools based on the percent of students who scored proficient or advanced on the Transitional Colorado Assessment Program (TCAP), and the changes seen over time. In compliance with legislation, Colorado joined the Partnership for Assessment of Readiness for College and Careers (PARCC) consortium as a governing member in August 2012. PARCC is a multi-state assessment consortium that is developing shared English language arts/literacy (ELA/L) and mathematics assessments. Colorado is now utilizing the PARCC assessment system for grades 3-9. The new PARCC assessments were implemented for the first time in 2014-15, and schools and districts received student scores in December 2015.

Due to this transition in state assessments, this report will examine Mean Scale Score Percentiles for innovation elementary, middle, and high schools in the content areas of Reading, Writing, and Math. This data, obtained through the Achievement Percentile Rank Reports generated by The Colorado Department of Education are based on the distribution of school mean scale scores (the average scale score for the students in the group) on the CMAS, PARCC, and TCAP assessments. These ranks provide information about how individual district/school mean scale scores (the average score for the students in the group) compare to the mean scale scores of all Colorado schools at a particular level: elementary, middle, high, and by grade level by ranking the range of scores from 1 to 99. The higher the percentile, the higher the rank is of the score among all the scores in the distribution.

Graphs for all of Colorado's Innovation Schools, broken down by grade range and content area have been included in Tables 3-11 located in Appendix D of this report.

### Analysis of Mean Scale Score Percentiles for Elementary, Middle, and High School Reading

When looking at the mean scale score percentiles for Reading across innovation elementary schools as presented in Appendix D, Table 3, 9 of the 27 schools on this table show an increase in mean scale scores over the past 3 years. Creative Challenge Community (C3) and Valdez, both in Denver Public Schools, show the most significant increase in mean scale score percentile ranks in elementary school Reading from 2014 to 2015. Swigert International School, in Denver Public Schools, is outperforming 97 percent of other elementary schools in the state, which is currently 13 percentile points above any other innovation elementary school in this content area.

Table 4 shows that McAuliffe International School, also in DPS, has had significantly higher mean scale score percentiles over past 3 years in middle school Reading than the other innovation middle schools. In 2015 McAuliffe outperformed 96% of other middle schools in the state in the area of Reading. Denver Center for 21st Century at Wyman, Noel Community Arts School, West Generations Academy and West Leadership Academy, all in DPS, have seen a relatively flat percentile rank over the past 3 years.

13 of the 18 innovation high schools reported in Table 5 have a mean scale score of 10% or lower, which means these schools are performing better than only 10% of all high schools in the state in the area of Reading. Vista Ridge High School, in Falcon 49 and Holyoke Sr. High School, in Holyoke School District are the only innovation high schools showing a consistent increase in percentile scores in Reading over the past 3 years.

### Analysis of Mean Scale Score Percentiles for Elementary, Middle, and High School Writing

Table 6 shows that 10 of the 27 elementary innovation schools have had a percentile rank below the 30<sup>th</sup> percentile for the past 3 years. Two highlights from this table are Swigert International School, who is



outperforming 97% and Creative Community Challenge (C3) is outperforming 84% of other elementary schools across the state in Writing.

Centennial Middle School, Colorado STEAM Academy, Denver Green School, McAuliffe International Academy and Skyview Middle School all earned a mean scale score above the 50<sup>th</sup> percentile, and have demonstrated a climbing percentile rank over the past 3 years showing forward momentum for these innovation middle schools. However, 12 of the 25 innovation middle schools shown in Table 7 have had a percentile ranking below the 20<sup>th</sup> percentile consistently over the past 3 years.

Table 8 shows percentile ranks for Colorado's innovation high schools. 12 of the 16 schools have had a percentile rank below the 10<sup>th</sup> percentile consistently over the past 3 years. Vista Ridge High School in Falcon 49 was the only high school to hit the 50<sup>th</sup> percentile meaning that it performs higher in the area of Writing than 50% of the other high schools in the state. Holyoke Senior High School, followed by Kit Carson Junior-Senior High School came in second and third with percentile ranks below 40% in 2015.

### **Analysis of Mean Scale Score Percentiles for Elementary, Middle, and High School Math**

Kit Carson Elementary was the only innovation elementary school to have a climbing percentile rank over the past 3 years and in which all 3 years had a percentile score above the 60<sup>th</sup> percentile. While 14 out of 28 innovation elementary schools reported in Appendix D, Table 9, have a percentile rating below the 50<sup>th</sup> percentile, 8 of those 14 fall below the 20<sup>th</sup> percentile and have for the past 3 years in math. 14 of the innovation middle schools reported in Table 10, have had a percentile rank below the 20<sup>th</sup> percentile over the past 3 years. 13 of the 18 innovation high schools shown in Table 11, have had a percentile rank below the 20<sup>th</sup> percentile over the past 3 years in the area of math. Vista Ridge High School in Falcon 49 is the only innovation high school to earn a percentile rank over 50% in the past two years.

### **Overall Analysis of Performance**

These trends in scores point to the fact that each of the schools and districts with Innovation status do not show a consistent pattern of performance, meaning that there is no noticeable increase or decrease in results as a result of these schools or zones having waivers under the Innovation Act. Therefore, it is not clear at this time whether designation as an innovation school or innovation zone has any discernable impact on student academic performance.

Additional resources that could be useful for interpreting data available from the state can be found at the following links:

- State-Level CMAS PARCC Results <http://www.cde.state.co.us/assessment/emas-englishmath-dataandresults>
- District Dashboard <http://www.schoolview.org/dish/dashboard.asp>
- School Dashboard <http://www.schoolview.org/dish/schooldashboard.asp>

## **Part 3: Commonly Requested Waivers**

There are a number of state waivers that innovation schools seek in order to implement their plans. As mentioned previously, the State Board of Education must approve these state waivers. Additionally, innovation schools can seek waivers from local district policies and collective bargaining agreements. Exhibit C, on the following page, identifies the top 10 most requested waivers by innovations schools and illustrates the





percentage of innovation schools that have been approved for each of these waivers. These commonly requested waivers tend to fall into one of two categories, time and personnel, as explained in more detail below.

See Appendix C, following this report, for a full list of waivers held by each innovation school as of January 2016.

**Exhibit C: Top 10 Most Requested Waivers by Innovation Schools**

Rank	Statutory Provision Waived	Type of Waiver	# of Innovation Schools	% of Innovation Schools
1	22-32-109(1)(n)(II)(B), C.R.S. Adopt District calendar	Time	54	87%
2	22-32-109(1)(n)(II)(A), C.R.S. Determine teacher-pupil contact hours	Time	53	85%
3	22-32-109(1)(n)(I), C.R.S. Local board duties concerning school calendar	Time	51	82%
4	22-32-109(1)(f), C.R.S. Local board duties-To employ all personnel	Personnel	45	73%
	22-63-202, C.R.S. Teacher Employment Act- Contracts in writing, damage provision	Personnel	45	73%
	22-63-203, C.R.S. Teacher Employment Act- Requirements for probationary teacher, renewal & nonrenewal	Personnel	45	73%
5	22-63-301, C.R.S. Teacher Employment Act- Grounds for dismissal	Personnel	44	71%
6	22-9-106. C.R.S. Local board duties concerning performance evaluations	Personnel	43	69%
7	22-63-206, C.R.S. Local board duties concerning school calendar	Personnel	42	68%
	22-63-302, C.R.S. Teacher Employment Act-Procedures for dismissal of teachers	Personnel	42	68%
	22-32-109(1)(t), C.R.S. Determine educational program and prescribe textbooks	Curriculum	42	68%
8	22-63-201, C.R.S. Teacher Employment Act-Compensation & Dismissal Act-Requirement to hold a certificate	Personnel	41	66%
	22-63-401, C.R.S. Teacher Employment Act-Teachers subject to adopted salary schedule	Personnel	41	66%
9	22-32-110(1)(h), C.R.S. Local Board Powers- terminating personnel.	Personnel	40	65%
10	22-63-402, C.R.S. Teacher Employment Act-Certificate required to pay teachers	Personnel	36	58%
	22-63-402, C.R.S. Teacher Employment Act-Certificate required to pay teachers	Personnel	36	58%



## Time

The most common set of waivers requested are those regarding time. Innovation schools often request the authority to make decisions about how the school will meet state minimum requirements in regards to pupil-teacher contact hours and school calendar days. 87% of innovation schools in the state have sought waivers to enable them to establish their own school calendar that differs from the calendar established by their district. In many cases, schools with waivers related to school calendar and contact hours found it necessary to extend their school day and school year in order to effectively implement the innovations outlined in their plan. It is a commonality between innovation schools in all districts that autonomies in calendar often correlate with autonomies regarding staff, professional development, Professional Learning Communities (PLC), school data teams and other forms of teacher collaboration.

## Personnel

The next most common set of waivers are those regarding personnel. Across all of the innovation districts, the ability for the innovation school to have the power and duty to employ their own staff, create its own evaluation system for personnel, set its own payment of salaries, create its own employee agreements, and prohibit the ability for the local board of education to be able to transfer the innovation school's staff out or other district staff into the innovation school are among the highest requested personnel waivers. School leaders feel it is important for innovation schools to create their own hiring and termination policies in order to hire those that are the best fit for their school's mission and vision and terminate staff when they are not meeting the specific performance expectations of the innovation school. Thus, many innovation schools have their staff employed on an at-will basis or replace probationary status with one year contracts.

Waiving the Colorado licensing requirement, §22-63-201, is another highly requested waiver that falls under the category of personnel. 66% of Colorado innovation schools currently hold this waiver, which is a slight decline from the 70% of innovation schools reported in last year's innovation report. This is likely due to the fact that the field has received additional guidance on the limitations of this waiver for innovation schools from the Department and schools no longer view this waiver as a key flexibility. This waiver allows innovation schools flexibility from the licensing requirement for teachers that instruct non-core classes. Some innovation schools, such as Grant Beacon Middle School in DPS, have used these waivers to free up staff time during the school day for professional development and data team meetings while students engage in elective classes offered by community partners. Other innovation schools are using it so that they may hire a qualified, but non-licensed teacher to instruct an elective course, such as Project Lead the Way.

Please note that all core content teachers<sup>4</sup> in innovation schools must still hold a valid Colorado teaching license, which is why this waiver provides limited flexibility to innovation schools. The Department is waiting for additional guidance from the US Department of Education regarding the passing of ESSA<sup>5</sup> and whether or not this new law will have implications for this waiver and their application to innovation schools across the state.

## Budget

Many innovation schools request local waivers that allow them to delegate budget oversight authority from the district to the school in order to make their own budget decisions and align spending with the initiatives to meet student needs at the school level. Flexibilities with the school budget allow innovation schools to do such things as use actual rather than the district averages for teachers' salaries and reallocate funds to pay for critical positions. Additionally, innovations requested by schools often require supplementary spending. For example, if

---

<sup>4</sup> Core content classes include: English, reading or language arts; mathematics; science; foreign languages; social studies (civics, government, history, geography, economics); The arts (visual arts, music).

<sup>5</sup> ESSA Every Student Succeeds Act



schools received the flexibility to change their calendar to create a longer school day/year, they may need money to be able to compensate teachers for this extra time or give teachers incentives and stipends for managing additional responsibilities. Or if a school was converting to a blended learning model, for example, the ability to allocate further funds to technology needs may be warranted.

### **Prohibited Waivers**

There are certain waivers that the Innovation Act prohibits innovation schools from seeking. Those waivers are listed below:

- Public School Finance Act of 1994 (article 54 of title 22, C.R.S.);
- Exceptional Children’s Educational Act (article 20 of title 22, C.R.S.);
- Provisions of the Educational Accountability Act pertaining to the data necessary for school accountability reports (Part 5 of Article 11 of Title 22, C.R.S.). This includes the READ Act.
- Any provision of title 22 of C.R.S. that relates to fingerprinting and criminal history record checks of educators and school personnel;
- Children’s Internet Protection Act (article 87 of title 22, C.R.S.);
- Retirement Systems Act (article 64 of title 22, C.R.S.); and
- Any statutes that are not included in Article 22, including but not limited to the Public Employees’ Retirement Association Act (Article 51 of Title 24, C.R.S.).

## **Part 4: Legislative Updates**

---

Colorado has seen steady growth in the number of innovation schools and innovation zones across the state, especially in Denver Public Schools. Interest in innovation status continues to grow across the state. The two newest areas of interest are rural districts exploring possible benefits of innovation status, and districts considering the innovation design process as a means of turnaround for schools approaching the end of the five-year accountability clock (as per SB 09-163). There have not been any changes to the Innovation Act since the 2015 Innovation Schools Annual Report was published. As the Innovation Act embarks on its 8<sup>th</sup> year of implementation, it would be helpful to investigate the implementation strategies used in launching proposed innovations to determine which strategies and innovations have been successful.

---



## Appendix A: Required Components of an Innovation Plan

<b>Required Contents of Innovation Application pursuant to C.R.S. 22-32.5-104</b>
A statement of the school's mission and why designation as an Innovation School would enhance the school's ability to achieve its mission. (Note that this requires the school to create a mission statement, if it does not already have one.)
A description of the innovation/s the school would implement.
A description of the improvements in academic achievement that the school expects to achieve as a result of the innovations. For example, a school may expect to see a narrowing in achievement gaps, or a decreased dropout rate, or increased scores on state or local assessments.
A list of the programs, policies, and/or operational documents at the school that would be affected by the innovations, and how these would be affected. For example, if a school proposes to extend the school year, that would affect the school's calendar. Other examples of programs/policies/documents that may be affected include the following: <ul style="list-style-type: none"><li>• the research-based educational program the school would implement;</li><li>• the length of the school day and year at the school;</li><li>• student promotion and graduation policies;</li><li>• assessment plans; and/or</li><li>• staffing and/or compensation plans</li></ul>
The school's prior year budget and a proposed budget, including funding required for all innovations to be implemented. This budget should include all costs associated with innovations, including staffing costs, and information about any local, state, federal or private funds the school anticipates receiving.
An estimate of the cost savings and increased efficiencies that the school expects to see as a result of the innovations, if any.
Evidence that a majority of the following groups consent to designation as an Innovation School (this may be shown through individual signatures or through the signature of a person authorized to act on behalf of the group, for example): <ul style="list-style-type: none"><li>• majority of administrators employed at the school;</li><li>• majority of teachers employed at the school; and</li><li>• majority of the School Advisory Committee.</li></ul>
A statement of the level of support for designation as an Innovation School demonstrated by other persons employed at the school, students and parents of students enrolled in the school, and the community surrounding the school. (Note that this does not require evidence of majority support.)



<b>Required Contents of Innovation Application pursuant to C.R.S. 22-32.5-104</b>
A description of state and district policies that need to be waived before the innovations can be implemented, which may include: <ul style="list-style-type: none"><li>• provisions of state statutes contained in Article 22 of the Colorado Revised Statutes (except those that cannot be waived);</li><li>• provisions of state regulations adopted by the State Board of Education; and/or</li><li>• district policies, such as rules adopted by the local board of education or requirements established by district administration</li></ul>
A description of the manner in which the innovation school/s shall comply with the intent of the waived statutes or rules and shall be accountable to the state for such compliance.
If innovations are related to employment practices and/or staffing plans, a description of how the school(s) will continue to comply with NCLB Title II-A requirements (in those districts receiving Title II-A funding).
A statement as to whether the district will seek a waiver by an innovation school of any of the provisions of the collective bargaining agreement, and a description of any such waiver(s).
Any additional information required by the local school board of the school district in which the innovation plan would be implemented.
Statement as to how the school will meet IDEA requirements.
Signed Board Resolution

#### **ADDITIONAL REQUIREMENTS FOR INNOVATION ZONES:**

For schools that are jointly seeking designation as an Innovation School Zone, the innovation plan must include all of the information described above, for each school in the Zone. In addition, the innovation plan for an Innovation School Zone must include:

- A description of how the schools will work together to achieve results that would be less likely if each school worked alone;
- An estimate of any economies of scale that may result from schools implementing innovations jointly; and
- A showing of how each school in the Innovation School Zone solicited input from students, parents, and community members concerning the selection of the schools in the zone and the strategies and procedures that would be used to implement and integrate innovations in schools within the zone.
- Strategies for implementing innovations and integrating them into the zone.

## Appendix B: Innovation Schools Approved by the State Board of Education

### Innovation Schools approved by State Board (by date)

District of Innovation	Innovation School	School Code	Grade Levels	Date Application Approved	Updates
Colorado Springs School District 11	Wasson High School	9298	9-12	August 2010	Closed in June 2013
Delta County 50(J)	North Fork Montessori @ Crawford	1952	PK-6	May 2014	
Denver Public Schools	Ashley Elementary School	0418	PK-5	March 2013	
	C3	3698	K-5	April 2012	
	Centennial	1400	PK-5	August 2013	
	Cole Arts and Sciences Academy	1785	PK-5	August 2009	
	Collegiate Prep Academy	1295	9-12	June 2011	DPS renewed on 4/24/14 for 2 more years
	Compassion Road Academy	1489	9-12	March 2013	
	Denver Center for International Studies (DCIS) Fairmont	2856	PK-5	March 2013	
	Denver Center for International Studies (DCIS) at Ford	2205	PK-5	May 2011	DPS renewed on 4/24/14 for 2 more years
	Denver Center for International Studies at Montbello	2209	6-12	May 2011	DPS renewed on 4/24/14 for 3 more years
	Denver Center for 21st Century Learning at Wyman	2188	6-12	June 2011	DPS renewed on 4/24/14 for 2 more years
	Denver Discovery School	2227	6-8	March 2015	
	Denver Green School	2125	PK-8	April 2010	DPS renewed on 6/20/13 for 3 more years
	Denver Montessori	2167	6-8	March 2013	
	Denver School of Innovation and Sustainable Design	2241	9-12	November 2015	
	Excel Academy	2641	9-12	August 2013	
Godsman Elementary	3478	PK-5	August 2011	DPS renewed on 4/24/14 for 3 more	

				years
Green Valley Elementary	3641	PK-5	August 2011	DPS renewed on 4/24/14 for 3 more years
Grant Beacon Middle School	3600	6-8	May 2012	
High Tech Early College	2757	9-12	June 2011	DPS renewed on 4/24/14 for 3 more years
High Tech Elementary School	3991	PK-5	February 2015	
Isabella Bird Community School	4213	PK-5	June 2014	
Joe Shoemaker	4383	PK-5	November 2015	
Legacy Options High School	5044	9-12	November 2015	
Martin Luther King Jr. Early College	5605	6-12	September 2010	DPS renewed on 6/20/13 for 3 more years
McAuliffe International School	5897	6-8	March 2012	DPS renewed on 4/24/14 for 3 more years
McGlone Elementary	5685	PK-5	August 2011	DPS renewed on 4/24/14 for 3 more years
Manual High School	5448	9-12	March 2009	
Montclair School of Academics and Enrichment	6002	PK-5	March 2009	
Noel Community Arts School	6239	6-12	May 2011	DPS renewed on 4/24/14 for 3 more years
Northfield High School	6368	9-12	October 2015	
Oakland Elementary	8131	PK-5	August 2014	
Place Bridge Academy	7045	ECE-8	June 2015	
Summit Academy	8145	6-12	August 2011	DPS renewed on 4/24/14 for 2 more years
Swigert-McAuliffe International School	8453	PK-5	August 2011	DPS renewed on 4/24/14 for 3 more years
Trevista ECE-8 at Horace Mann	8909	PK-8	September 2012	
Valdez Innovation School	0408	PK-5	June 2010	DPS renewed on 6/20/13 for 3 more years
Vista Academy	8995	6-12	August 2011	DPS renewed on 4/24/14 for 3 more years

	West Generations Academy	9693	6-12	March 2012	
	West Leadership Academy	9702	6-12	March 2012	
	Whittier K-8 School	9548	K-8	September 2010	DPS renewed on 6/20/13 for 3 more years
<b>Falcon School District 49</b>	Evans International Elementary School	1618	PK-5	August 2012	Amended innovation plan approved by state board in November 2015 to include additional waivers
	Falcon Middle School	2906	6-8	June 2012	
	Horizon Middle School	4102	6-8	September 2012	Amended innovation plan approved by state board in November 2015 to include additional waivers
	Odyssey Elementary School	6483	PK-5	June 2012	
	Remington Elementary School	7317	PK-5	August 2012	
	Ridgeview Elementary School	7339	PK-5	June 2012	
	SkyView Middle School	7960	6-8	June 2012	
	Springs Ranch Elementary School	8010	PK-5	May 2013	
	Stetson Elementary School	8266	PK-5	June 2012	
	Vista Ridge High School	8791	9-12	June 2012	
<b>Greeley-Evans School District 6</b>	Early College Academy	2657	9-12	June 2015	
<b>Holyoke</b>	Holyoke Elementary School	4076	K-6	June 2015	
	Holyoke Jr/Sr High School	4080	7-12	June 2015	
	Holyoke Alternative School	2686	7-12	June 2015	



<b>Kit Carson R-1 School District</b>	Kit Carson Elementary School	4738	K-5	March 2011	
	Kit Carson Junior-Senior High School	4742	6-12	March 2011	
<b>Montrose County Re-1</b>	Centennial Middle School	1392	6-8	March 2015	
<b>Pueblo City Schools District 60</b>	Risley Middle School	4376	6-8	May 2013	
	Roncalli Middle School	7481	6-8	May 2013	
	Pueblo Academy of Arts (formerly Pitts Middle School)	5048	6-8	May 2013	
<b>Westminster 50</b>	Colorado STEM Academy	4334	3-8	April 2013	

Innovation Schools Waivers  
2015-16

Innovation Schools Report of Approved Waivers

School #	School Name	Dist #	District Name	Approval	Renewal
0418	Ashley Elementary School	0880	DENVER COUNTY 1	3/11/2014	
	22-32-109(1)(aa)	22-32-109(1)(f)	22-32-109(1)(g)	22-32-109(1)(jj)	22-32-109(1)(n)(l)
	22-32-109(1)(n)(II)(A)	22-32-109(1)(n)(II)(B)	22-32-109(1)(t)	22-32-110(1)(ee)	22-32-110(1)(h)
	22-32-126	22-63-201	22-63-202	22-63-203	22-63-206
	22-63-301	22-63-302	22-63-401	22-63-402	22-7-1207
	22-9-106				
3698	C3 (Creativity Challenge Community)	0880	DENVER COUNTY 1	4/1/2012	
	22-32-109(1)(cc)	22-32-109(1)(f)	22-32-109(1)(g)	22-32-109(1)(jj)	22-32-109(1)(n)(l)
	22-32-109(1)(n)(II)(A)	22-32-109(1)(n)(II)(B)	22-32-110(1)(h)	22-63-201	22-63-202
	22-63-203	22-63-206	22-63-301	22-63-302	22-63-401
	22-63-402	22-63-403	22-9-106		
1392	Centennial Middle School	2180	MONTROSE COUNTY RE-1J	3/11/2015	
	22-32-109(1)(aa)	22-32-109(1)(jj)	22-32-109(1)(n)(l)	22-32-109(1)(n)(II)(A)	22-32-109(1)(n)(II)(B)
	22-32-109(1)(t)	22-9-106			
1400	Centennial, A School for Expeditionary Lea	0880	DENVER COUNTY 1	8/14/2013	
	22-32-109(1)(f)	22-32-109(1)(n)(l)	22-32-109(1)(n)(II)(A)	22-32-109(1)(n)(II)(B)	22-32-110(1)(ee)
	22-32-110(1)(h)	22-33-102(1)	22-63-202	22-63-203	22-63-203.5
	22-63-206	22-63-301	22-63-302	22-9-106	
1785	Cole Arts and Sciences Academy	0880	DENVER COUNTY 1	8/1/2009	
	22-32-109(1)(aa)	22-32-109(1)(cc)	22-32-109(1)(f)	22-32-109(1)(g)	22-32-109(1)(jj)
	22-32-109(1)(n)(l)	22-32-109(1)(n)(II)(A)	22-32-109(1)(n)(II)(B)	22-32-109(1)(t)	22-32-110(1)(h)
	22-63-201	22-63-202	22-63-203	22-63-206	22-63-301
	22-63-302	22-63-401	22-63-402	22-63-403	22-9-106

Innovation Schools Waivers  
2015-16

Innovation Schools Report of Approved Waivers

School #	School Name	Dist #	District Name	Approval	Renewal
1295	Collegiate Prep Academy	0880	DENVER COUNTY 1	6/1/2011	
	22-32-109(1)(aa)	22-32-109(1)(cc)	22-32-109(1)(f)	22-32-109(1)(g)	22-32-109(1)(jj)
	22-32-109(1)(n)(l)	22-32-109(1)(n)(ll)(A)	22-32-109(1)(n)(ll)(B)	22-32-109(1)(t)	22-32-110(1)(h)
	22-63-201	22-63-202	22-63-203	22-63-206	22-63-301
	22-63-302	22-63-401	22-63-402	22-63-403	22-9-106
4334	Colorado STEM Academy	0070	WESTMINSTER 50	4/10/2013	
	22-32-109(1)(f)	22-32-109(1)(n)(l)	22-32-109(1)(n)(ll)(A)	22-32-109(1)(n)(ll)(B)	22-32-110(1)(h)
	22-63-201	22-63-202	22-63-203	22-63-206	22-63-301
	22-63-302	22-63-401	22-63-402	22-63-403	22-9-106(4)
1489	Compassion Road Academy	0880	DENVER COUNTY 1		
	22-32-109(1)(f)	22-32-109(1)(jj)	22-32-109(1)(n)(l)	22-32-109(1)(n)(ll)(A)	22-32-109(1)(n)(ll)(B)
	22-32-126	22-63-202	22-63-203	22-63-206	22-63-301
	22-63-302	22-63-401			
2856	DCIS at Fairmont	0880	DENVER COUNTY 1		
	22-32-109(1)(f)	22-32-109(1)(g)	22-32-109(1)(jj)	22-32-109(1)(n)(l)	22-32-109(1)(n)(ll)(A)
	22-32-109(1)(n)(ll)(B)	22-32-109(1)(t)	22-32-110(1)(h)	22-63-201	22-63-202
	22-63-203	22-63-206	22-63-301	22-63-302	22-63-401
	22-9-106				
2205	DCIS at Ford	0880	DENVER COUNTY 1	5/1/2011	
	22-32-109(1)(aa)	22-32-109(1)(cc)	22-32-109(1)(f)	22-32-109(1)(g)	22-32-109(1)(jj)
	22-32-109(1)(n)(l)	22-32-109(1)(n)(ll)(A)	22-32-109(1)(n)(ll)(B)	22-32-109(1)(t)	22-32-110(1)(h)
	22-63-201	22-63-202	22-63-203	22-63-206	22-63-301
	22-63-302	22-63-401	22-63-402	22-63-403	22-9-106

Innovation Schools Waivers  
2015-16

Innovation Schools Report of Approved Waivers

School #	School Name	Dist #	District Name	Approval	Renewal
2209	DCIS at Montbello HS	0880	DENVER COUNTY 1	5/1/2011	
	22-32-109(1)(aa)	22-32-109(1)(cc)	22-32-109(1)(f)	22-32-109(1)(g)	22-32-109(1)(jj)
	22-32-109(1)(n)(l)	22-32-109(1)(n)(ll)(A)	22-32-109(1)(n)(ll)(B)	22-32-109(1)(t)	22-32-110(1)(h)
	22-63-201	22-63-202	22-63-203	22-63-206	22-63-301
	22-63-302	22-63-401	22-63-402	22-63-403	22-9-106
2188	Denver Center for 21st Century	0880	DENVER COUNTY 1	6/1/2011	
	22-32-109(1)(aa)	22-32-109(1)(cc)	22-32-109(1)(f)	22-32-109(1)(g)	22-32-109(1)(jj)
	22-32-109(1)(n)(l)	22-32-109(1)(n)(ll)(A)	22-32-109(1)(n)(ll)(B)	22-32-109(1)(t)	22-32-110(1)(h)
	22-63-201	22-63-202	22-63-203	22-63-206	22-63-301
	22-63-302	22-63-401	22-63-402	22-63-403	22-9-106
2227	Denver Discovery School	0880	DENVER COUNTY 1	2/18/2015	
	22-32-109(1)(aa)	22-32-109(1)(f)	22-32-109(1)(jj)	22-32-109(1)(n)(l)	22-32-109(1)(n)(ll)(A)
	22-32-109(1)(n)(ll)(B)	22-32-109(1)(t)	22-32-110(1)(ee)	22-32-110(1)(h)	22-32-126
	22-63-201	22-63-202	22-63-203	22-63-206	22-63-301
	22-63-302	22-63-401	22-63-402	22-7-1207	22-9-106
2125	Denver Green School	0880	DENVER COUNTY 1	4/1/2010	
	22-32-109(1)(aa)	22-32-109(1)(cc)	22-32-109(1)(f)	22-32-109(1)(g)	22-32-109(1)(jj)
	22-32-109(1)(n)(l)	22-32-109(1)(n)(ll)(A)	22-32-109(1)(n)(ll)(B)	22-32-109(1)(t)	22-32-110(1)(h)
	22-63-201	22-63-202	22-63-203	22-63-206	22-63-301
	22-63-302	22-63-401	22-63-402	22-63-403	22-9-106
2167	Denver Public Montessori junio/Senior Hig	0880	DENVER COUNTY 1		
	22-32-109(1)(aa)	22-32-109(1)(cc)	22-32-109(1)(f)	22-32-109(1)(jj)	22-32-109(1)(n)(l)
	22-32-109(1)(n)(ll)(A)	22-32-109(1)(n)(ll)(B)	22-32-109(1)(t)	22-32-110(1)(h)	22-63-201
	22-63-202	22-63-203	22-63-206	22-63-301	22-63-302
	22-9-106				

Innovation Schools Waivers  
2015-16

Innovation Schools Report of Approved Waivers

School #	School Name	Dist #	District Name	Approval	Renewal
2241	Denver School of Innovation and Sustainab	0880	DENVER COUNTY 1	#####	
	22-32-109(1)(aa)	22-32-109(1)(f)	22-32-109(1)(g)	22-32-109(1)(jj)	22-32-109(1)(n)(l)
	22-32-109(1)(n)(II)(A)	22-32-109(1)(n)(II)(B)	22-32-109(1)(t)	22-32-110(1)(ee)	22-32-110(1)(h)
	22-32-126	22-63-201	22-63-202	22-63-203	22-63-206
	22-63-301	22-63-302	22-63-401	22-63-402	22-63-403
	22-7-1207	22-9-106			
2657	Early College Academy	3120	GREELEY 6	6/10/2015	
	22-32-109(1)(aa)	22-32-109(1)(jj)	22-32-109(1)(n)(l)	22-32-109(1)(n)(II)(A)	22-32-109(1)(n)(II)(B)
	22-32-109(1)(t)	22-32-110(1)(h)	22-63-201	22-63-202	22-63-203
	22-63-206	22-63-301	22-63-302	22-63-401	22-63-402
	22-9-106				
1618	Evans International Elementary School	1110	FALCON 49		8/1/2012
	22-11-210	22-32-109(1)(aa)	22-32-109(1)(n)(l)	22-32-109(1)(n)(II)(A)	22-32-109(1)(n)(II)(B)
	22-32-109(1)(t)	22-32-109(1)(u)	22-36-101	22-63-202	22-63-203
	22-63-203.5	22-63-206	22-63-301	22-63-302	22-9-106
	22-9-107				
2641	Excel Academy (DPS)	0880	DENVER COUNTY 1	8/14/2013	
	22-32-109(1)(cc)	22-32-109(1)(f)	22-32-109(1)(jj)	22-32-109(1)(n)(l)	22-32-109(1)(n)(II)(A)
	22-32-109(1)(n)(II)(B)	22-32-110(1)(h)	22-32-126	22-63-202	22-63-203
	22-63-206	22-63-301	22-63-302	22-9-106	
2906	Falcon Middle School	1110	FALCON 49	6/1/2012	
	22-32-109(1)(t)				
3478	Godsman Elementary	0880	DENVER COUNTY 1	8/1/2011	
	22-32-109(1)(aa)	22-32-109(1)(f)	22-32-109(1)(g)	22-32-109(1)(jj)	22-32-109(1)(n)(l)
	22-32-109(1)(n)(II)(A)	22-32-109(1)(n)(II)(B)			

Innovation Schools Waivers  
2015-16

Innovation Schools Report of Approved Waivers

School #	School Name	Dist #	District Name	Approval	Renewal
3600	Grant Beacon Middle School	0880	DENVER COUNTY 1	5/1/2012	
	22-32-109(1)(aa)	22-32-109(1)(f)	22-32-109(1)(g)	22-32-109(1)(jj)	22-32-109(1)(n)(l)
	22-32-109(1)(n)(II)(A)	22-32-109(1)(n)(II)(B)	22-32-109(1)(t)	22-32-110(1)(h)	22-63-201
	22-63-202	22-63-203	22-63-206	22-63-301	22-63-302
	22-63-401	22-63-402	22-63-403	22-9-106	
3641	Green Valley Elementary	0880	DENVER COUNTY 1	8/1/2011	
	22-32-109(1)(cc)	22-32-109(1)(f)	22-32-109(1)(g)	22-32-109(1)(jj)	22-32-109(1)(n)(l)
	22-32-109(1)(n)(II)(A)	22-32-109(1)(n)(II)(B)	22-32-110(1)(h)	22-63-201	22-63-202
	22-63-203	22-63-206	22-63-301	22-63-302	22-63-401
	22-63-402	22-63-403	22-9-106		
2757	High Tech Early College	0880	DENVER COUNTY 1	6/1/2011	
	22-32-109(1)(aa)	22-32-109(1)(cc)	22-32-109(1)(f)	22-32-109(1)(g)	22-32-109(1)(jj)
	22-32-109(1)(n)(l)	22-32-109(1)(n)(II)(A)	22-32-109(1)(n)(II)(B)	22-32-109(1)(t)	22-32-110(1)(h)
	22-63-201	22-63-202	22-63-203	22-63-206	22-63-301
	22-63-302	22-63-401	22-63-402	22-63-403	22-9-106
3991	High Tech Elementary School	0880	DENVER COUNTY 1	2/18/2015	
	22-32-109(1)(aa)	22-32-109(1)(f)	22-32-109(1)(g)	22-32-109(1)(jj)	22-32-109(1)(n)(l)
	22-32-109(1)(n)(II)(A)	22-32-109(1)(n)(II)(B)	22-32-109(1)(t)	22-32-110(1)(ee)	22-32-110(1)(h)
	22-32-126	22-63-201	22-63-202	22-63-203	22-63-206
	22-63-301	22-63-302	22-63-401	22-63-402	22-7-1207
	22-9-106				
2620-46	Holyoke Alternative School	2620	HOLYOKE RE-1J	6/10/2015	
	22-7-1014(2)(a)	22-9-106(1)(e)(II)	22-9-106(7)	CCR 301-87(5.01)(E)(4)	CCR 301-87(5.02)(E)(9)
4076	Holyoke Elementary School	2620	HOLYOKE RE-1J	6/10/2015	
	22-7-1014(2)(a)	22-9-106(1)(e)(II)	22-9-106(7)	CCR 301-87(5.01)(E)(4)	CCR 301-87(5.02)(E)(9)

Innovation Schools Waivers  
2015-16

Innovation Schools Report of Approved Waivers

School #	School Name	Dist #	District Name	Approval	Renewal
4080	Holyoke Jr/Sr High School	2620	HOLYOKE RE-1J	6/10/2015	
	22-7-1014(2)(a)	22-9-106(1)(e)(II)	22-9-106(7)	CCR 301-87(5.01)(E)(4)	CCR 301-87(5.02)(E)(9)
4102	Horizon Middle School	1110	FALCON 49	9/1/2012	
	22-11-210	22-32-109(1)(n)(I)	22-32-109(1)(n)(II)(A)	22-32-109(1)(n)(II)(B)	22-32-109(1)(t)
	22-32-110(1)(h)	22-36-101	22-63-201	22-63-202	22-63-203
	22-63-203.5	22-63-301	22-63-302	22-9-106	
4213	Isabella Bird Community School	0880	DENVER COUNTY 1	6/11/2014	
	22-32-109(1)(aa)	22-32-109(1)(f)	22-32-109(1)(g)	22-32-109(1)(n)(I)	22-32-109(1)(n)(II)(A)
	22-32-109(1)(n)(II)(B)	22-32-109(1)(t)	22-32-110(1)(ee)	22-32-110(1)(h)	22-32-110(1)(jj)
	22-63-201	22-63-202	22-63-203	22-63-206	22-63-301
	22-63-302	22-63-401	22-63-402	22-7-1207	22-9-106
4383	Joe Shoemaker Elementary School	0880	DENVER COUNTY 1	#####	
	22-32-109(1)(aa)	22-32-109(1)(f)	22-32-109(1)(g)	22-32-109(1)(jj)	22-32-109(1)(n)(I)
	22-32-109(1)(n)(II)(A)	22-32-109(1)(n)(II)(B)	22-32-109(1)(t)	22-32-110(1)(ee)	22-32-110(1)(h)
	22-32-126	22-33-102(1)	22-63-201	22-63-202	22-63-203
	22-63-206	22-63-301	22-63-302	22-63-401	22-63-402
	22-63-403	22-9-106			
4738	Kit Carson Elementary School	0510	KIT CARSON R-1	3/1/2011	
	22-63-201	22-63-202	22-63-203	22-63-203.5	22-9-106
4742	Kit Carson Junior-Senior High School	0510	KIT CARSON R-1	3/1/2011	
	22-63-201	22-63-202	22-63-203	22-63-203.5	22-9-106

Innovation Schools Waivers  
2015-16

Innovation Schools Report of Approved Waivers

School #	School Name	Dist #	District Name	Approval	Renewal
5044	Legacy Options High School	0880	DENVER COUNTY 1	#####	
	22-32-109(1)(aa)	22-32-109(1)(f)	22-32-109(1)(g)	22-32-109(1)(jj)	22-32-109(1)(n)(l)
	22-32-109(1)(n)(II)(A)	22-32-109(1)(n)(II)(B)	22-32-109(1)(t)	22-32-110(1)(ee)	22-32-110(1)(h)
	22-32-126	22-33-102(1)	22-63-201	22-63-202	22-63-203
	22-63-206	22-63-301	22-63-302	22-63-401	22-63-402
	22-63-403	22-9-106			
5448	Manual High School	0880	DENVER COUNTY 1	3/1/2009	
	22-32-109(1)(aa)	22-32-109(1)(cc)	22-32-109(1)(f)	22-32-109(1)(g)	22-32-109(1)(jj)
	22-32-109(1)(n)(l)	22-32-109(1)(n)(II)(A)	22-32-109(1)(n)(II)(B)	22-32-109(1)(t)	22-32-110(1)(h)
	22-63-201	22-63-202	22-63-203	22-63-206	22-63-301
	22-63-302	22-63-401	22-63-402	22-63-403	22-9-106
5605	Martin Luther King Jr. Early College	0880	DENVER COUNTY 1	9/1/2010	
	22-32-109(1)(aa)	22-32-109(1)(f)	22-32-109(1)(g)	22-32-109(1)(n)(l)	22-32-109(1)(n)(II)(A)
	22-32-109(1)(n)(II)(B)	22-32-109(1)(t)	22-32-110(1)(h)	22-63-202	22-63-203
	22-63-206	22-63-301	22-63-302	22-63-401	22-63-403
	22-9-106				
5897	McAuliffe International School	0880	DENVER COUNTY 1	3/1/2012	
	22-32-109(1)(aa)	22-32-109(1)(cc)	22-32-109(1)(f)	22-32-109(1)(g)	22-32-109(1)(jj)
	22-32-109(1)(n)(l)	22-32-109(1)(n)(II)(A)	22-32-109(1)(n)(II)(B)	22-32-109(1)(t)	22-32-110(1)(h)
	22-63-201	22-63-202	22-63-203	22-63-203.5	22-63-206
	22-63-301	22-63-302	22-63-401	22-63-402	22-63-403
	22-9-106				



Innovation Schools Waivers  
2015-16

Innovation Schools Report of Approved Waivers

School #	School Name	Dist #	District Name	Approval	Renewal
5685	McGlone Elementary	0880	DENVER COUNTY 1	8/1/2011	
	22-32-109(1)(cc)	22-32-109(1)(f)	22-32-109(1)(g)	22-32-109(1)(jj)	22-32-109(1)(n)(l)
	22-32-109(1)(n)(II)(A)	22-32-109(1)(n)(II)(B)	22-32-110(1)(h)	22-63-201	22-63-202
	22-63-203	22-63-206	22-63-301	22-63-302	22-63-401
	22-63-402	22-63-403	22-9-106		
6002	Montclair School of Academics and Enrich	0880	DENVER COUNTY 1	3/1/2009	
	22-32-109(1)(aa)	22-32-109(1)(cc)	22-32-109(1)(f)	22-32-109(1)(g)	22-32-109(1)(jj)
	22-32-109(1)(n)(l)	22-32-109(1)(n)(II)(A)	22-32-109(1)(n)(II)(B)	22-32-109(1)(t)	22-32-110(1)(h)
	22-63-201	22-63-202	22-63-203	22-63-206	22-63-301
	22-63-302	22-63-401	22-63-402	22-63-403	22-9-106
6239	Noel Community Arts School	0880	DENVER COUNTY 1	5/1/2011	
	22-32-109(1)(aa)	22-32-109(1)(cc)	22-32-109(1)(f)	22-32-109(1)(g)	22-32-109(1)(jj)
	22-32-109(1)(n)(l)	22-32-109(1)(n)(II)(A)	22-32-109(1)(n)(II)(B)	22-32-109(1)(t)	22-32-110(1)(h)
	22-63-201	22-63-202	22-63-203	22-63-206	22-63-301
	22-63-302	22-63-401	22-63-402	22-63-403	22-9-106
1952	North Fork Montessori @ Crawford	0870	DELTA COUNTY 50(J)	8/14/2013	
	22-32-109(1)(f)	22-32-109(1)(t)	22-32-126	22-63-206	22-63-401
	22-9-106				
8131	Oakland Elementary School	0880	DENVER COUNTY 1	8/13/2014	#####
	22-32-109(1)(aa)	22-32-109(1)(f)	22-32-109(1)(n)(l)	22-32-109(1)(n)(II)(A)	22-32-109(1)(n)(II)(B)
	22-32-109(1)(t)	22-32-110(1)(h)	22-32-110(1)(jj)	22-63-202	22-63-203
	22-63-206	22-63-301	22-63-302	22-63-401	22-63-402
	22-7-1207				

Innovation Schools Waivers  
2015-16

Innovation Schools Report of Approved Waivers

School #	School Name	Dist #	District Name	Approval	Renewal
6483	Odyssey Elementary School	1110	FALCON 49	6/1/2012	#####
	22-1-112	22-32-109(1)(b)	22-32-109(1)(f)	22-32-109(1)(n)(l)	22-32-109(1)(n)(ll)(A)
	22-32-109(1)(n)(ll)(B)	22-32-109(1)(t)	22-32-110(1)(ee)	22-32-110(1)(h)	22-32-110(1)(i)
	22-32-110(1)(j)	22-32-110(1)(k)	22-32-110(1)(y)	22-32-126	22-33-104(4)
	22-63-301	22-63-302	22-63-401	22-63-402	22-63-403
	22-7-1014(2)(a)				
7045	Place Bridge Academy	0880	DENVER COUNTY 1	6/10/2015	
	22-32-109(1)(aa)	22-32-109(1)(g)	22-32-109(1)(jj)	22-32-109(1)(n)(l)	22-32-109(1)(n)(ll)(B)
	22-32-109(1)(t)	22-32-126			
5048	Pueblo Academy of Arts	2690	PUEBLO CITY 60	5/16/2013	
	22-32-109(1)(f)	22-32-109(1)(n)(l)	22-32-109(1)(n)(ll)(A)	22-32-109(1)(n)(ll)(B)	22-32-109(1)(t)
	22-63-201	22-63-202	22-63-203	22-63-301	22-63-302
	22-63-401	22-63-402	22-63-403		
7317	Remington Elementary School	1110	FALCON 49	8/1/2012	
	22-32-109(1)(aa)	22-32-109(1)(f)	22-32-109(1)(n)(l)	22-32-109(1)(n)(ll)(A)	22-32-109(1)(n)(ll)(B)
	22-32-109(1)(t)	22-36-101	22-63-201	22-63-206	
7339	Ridgeview Elementary School	1110	FALCON 49	6/1/2012	
	22-32-109(1)(n)(l)	22-32-109(1)(n)(ll)(A)	22-32-109(1)(n)(ll)(B)		
4376	Risley International Academy of Innovatio	2690	PUEBLO CITY 60	5/16/2013	
	22-32-109(1)(f)	22-32-109(1)(n)(l)	22-32-109(1)(n)(ll)(A)	22-32-109(1)(n)(ll)(B)	22-32-109(1)(t)
	22-63-201	22-63-202	22-63-203	22-63-301	22-63-302
	22-63-401	22-63-402	22-63-403		

Innovation Schools Waivers  
2015-16

Innovation Schools Report of Approved Waivers

School #	School Name	Dist #	District Name	Approval	Renewal
7481	Roncalli STEM Academy	2690	PUEBLO CITY 60	5/16/2013	
	22-32-109(1)(f)	22-32-109(1)(n)(I)	22-32-109(1)(n)(II)(A)	22-32-109(1)(n)(II)(B)	22-32-109(1)(t)
	22-63-201	22-63-202	22-63-203	22-63-206	22-63-301
	22-63-302	22-63-401	22-63-402	22-63-403	
7960	Skyview Middle School	1110	FALCON 49	6/1/2012	
	22-32-109(1)(n)(I)	22-32-109(1)(n)(II)(A)	22-32-109(1)(n)(II)(B)		
8010	Springs Ranch Elementary School	1110	FALCON 49	5/16/2013	
	22-32-109(1)(aa)	22-32-109(1)(n)(I)	22-32-109(1)(n)(II)(A)	22-32-109(1)(n)(II)(B)	22-32-109(1)(t)
	22-63-201	22-9-106			
8266	Stetson Elementary School	1110	FALCON 49	6/1/2012	
	22-32-109(1)(n)(I)	22-32-109(1)(n)(II)(A)	22-32-109(1)(n)(II)(B)		
8145	Summit Academy	0880	DENVER COUNTY 1	8/1/2011	
	22-32-109(1)(aa)	22-32-109(1)(cc)	22-32-109(1)(f)	22-32-109(1)(g)	22-32-109(1)(jj)
	22-32-109(1)(n)(I)	22-32-109(1)(n)(II)(A)	22-32-109(1)(n)(II)(B)	22-32-109(1)(t)	22-32-110(1)(h)
	22-63-201	22-63-202	22-63-203	22-63-206	22-63-301
	22-63-302	22-63-401	22-63-402	22-63-403	22-9-106
8453	Swigert International School	0880	DENVER COUNTY 1	8/1/2011	
	22-32-109(1)(cc)	22-32-109(1)(f)	22-32-109(1)(g)	22-32-109(1)(jj)	22-32-109(1)(n)(I)
	22-32-109(1)(n)(II)(A)	22-32-109(1)(n)(II)(B)	22-32-110(1)(h)	22-63-201	22-63-202
	22-63-203	22-63-206	22-63-301	22-63-302	22-63-401
	22-63-402	22-63-403	22-9-106		

Innovation Schools Waivers  
2015-16

Innovation Schools Report of Approved Waivers

School #	School Name	Dist #	District Name	Approval	Renewal
8909	Trevista at Horace Mann	0880	DENVER COUNTY 1	9/1/2012	
	22-32-109(1)(aa)	22-32-109(1)(f)	22-32-109(1)(g)	22-32-109(1)(jj)	22-32-109(1)(n)(l)
	22-32-109(1)(n)(II)(A)	22-32-109(1)(n)(II)(B)	22-32-109(1)(t)	22-32-110(1)(h)	22-63-201
	22-63-202	22-63-203	22-63-206	22-63-301	22-63-302
	22-63-401	22-63-402	22-63-403	22-9-106	
0408	Valdez Elementary School	0880	DENVER COUNTY 1	6/1/2010	
	22-32-109(1)(aa)	22-32-109(1)(cc)	22-32-109(1)(f)	22-32-109(1)(g)	22-32-109(1)(jj)
	22-32-109(1)(n)(l)	22-32-109(1)(n)(II)(A)	22-32-109(1)(n)(II)(B)	22-32-109(1)(t)	22-32-110(1)(h)
	22-63-201	22-63-202	22-63-203	22-63-206	22-63-301
	22-63-302	22-63-401	22-63-402	22-63-403	22-9-106
8995	Vista Academy	0880	DENVER COUNTY 1	8/1/2011	
	22-32-109(1)(cc)	22-32-109(1)(f)	22-32-109(1)(g)	22-32-109(1)(jj)	22-32-109(1)(n)(l)
	22-32-109(1)(n)(II)(A)	22-32-109(1)(n)(II)(B)	22-32-110(1)(h)	22-63-201	22-63-202
	22-63-203	22-63-206	22-63-301	22-63-302	22-63-401
	22-63-402	22-63-403	22-9-106		
8791	Vista Ridge High School	1110	FALCON 49	6/1/2012	
	22-32-109(1)(n)(l)	22-32-109(1)(n)(II)(A)	22-32-109(1)(n)(II)(B)		
9693	West Generations Academy	0880	DENVER COUNTY 1	3/1/2012	
	22-32-109(1)(aa)	22-32-109(1)(cc)	22-32-109(1)(f)	22-32-109(1)(g)	22-32-109(1)(jj)
	22-32-109(1)(n)(l)	22-32-109(1)(n)(II)(A)	22-32-109(1)(n)(II)(B)	22-32-109(1)(t)	22-32-110(1)(h)

Innovation Schools Waivers  
2015-16

Innovation Schools Report of Approved Waivers

School #	School Name	Dist #	District Name	Approval	Renewal
9702	West Leadership Academy	0880	DENVER COUNTY 1	3/1/2012	
	22-32-109(1)(aa)	22-32-109(1)(cc)	22-32-109(1)(f)	22-32-109(1)(g)	22-32-109(1)(jj)
	22-32-109(1)(n)(l)	22-32-109(1)(n)(ll)(A)	22-32-109(1)(n)(ll)(B)	22-32-109(1)(t)	22-32-110(1)(h)
	22-63-201	22-63-202	22-63-203	22-63-203.5	22-63-206
	22-63-301	22-63-302	22-63-401	22-63-402	22-63-403
	22-9-106				
9548	Whittier K-8 School	0880	DENVER COUNTY 1	9/1/2010	
	22-32-109(1)(aa)	22-32-109(1)(f)	22-32-109(1)(g)	22-32-109(1)(n)(l)	22-32-109(1)(n)(ll)(A)
	22-32-109(1)(n)(ll)(B)	22-32-109(1)(t)	22-32-110(1)(h)	22-63-201	22-63-202
	22-63-203	22-63-206	22-63-301	22-63-401	22-63-402
	22-63-403				

## Appendix D: Innovation Schools Mean Scale Score Percentiles Report

The following graphs display the Mean Scale Score Percentile, which is the average of the percentage of the school's mean scale score, for innovation elementary, middle, and high schools in the content areas of ELA/Reading, ELA/Writing, and Math.

Table 3: Mean Scale Score Percentiles for Elementary School Reading

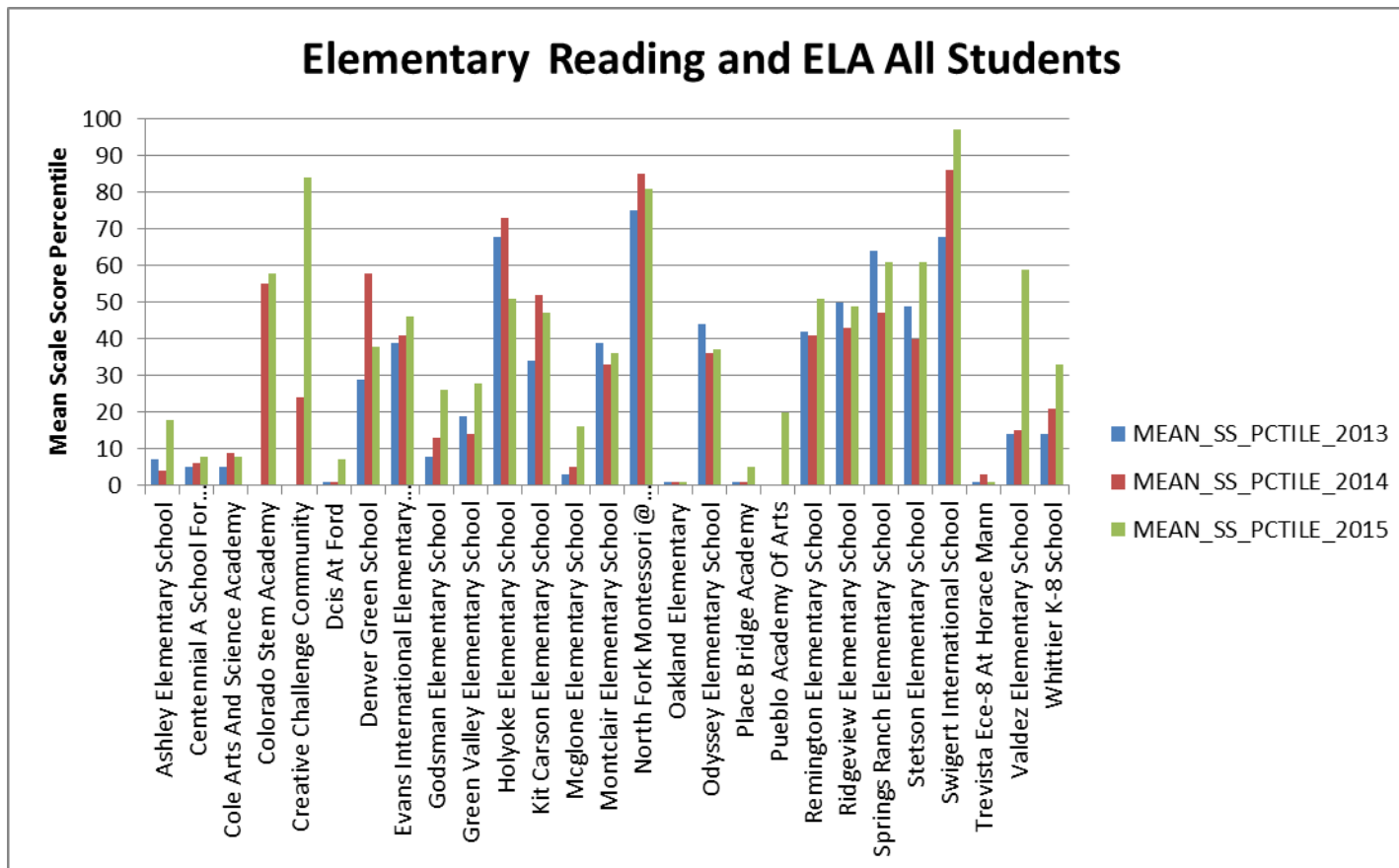


Table 4: Mean Scale Score Percentiles for Middle School Reading

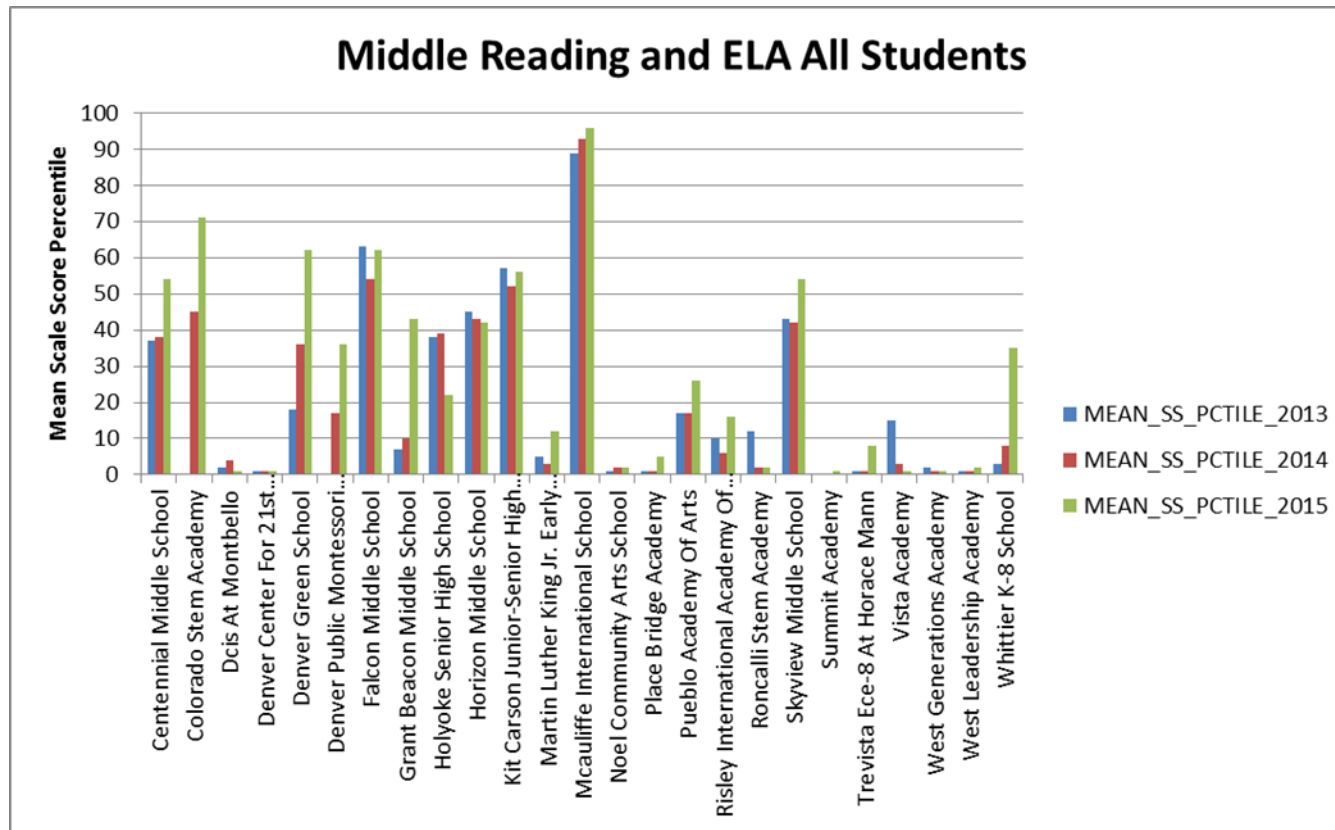


Table 5: Mean Scale Score Percentiles for High School Reading

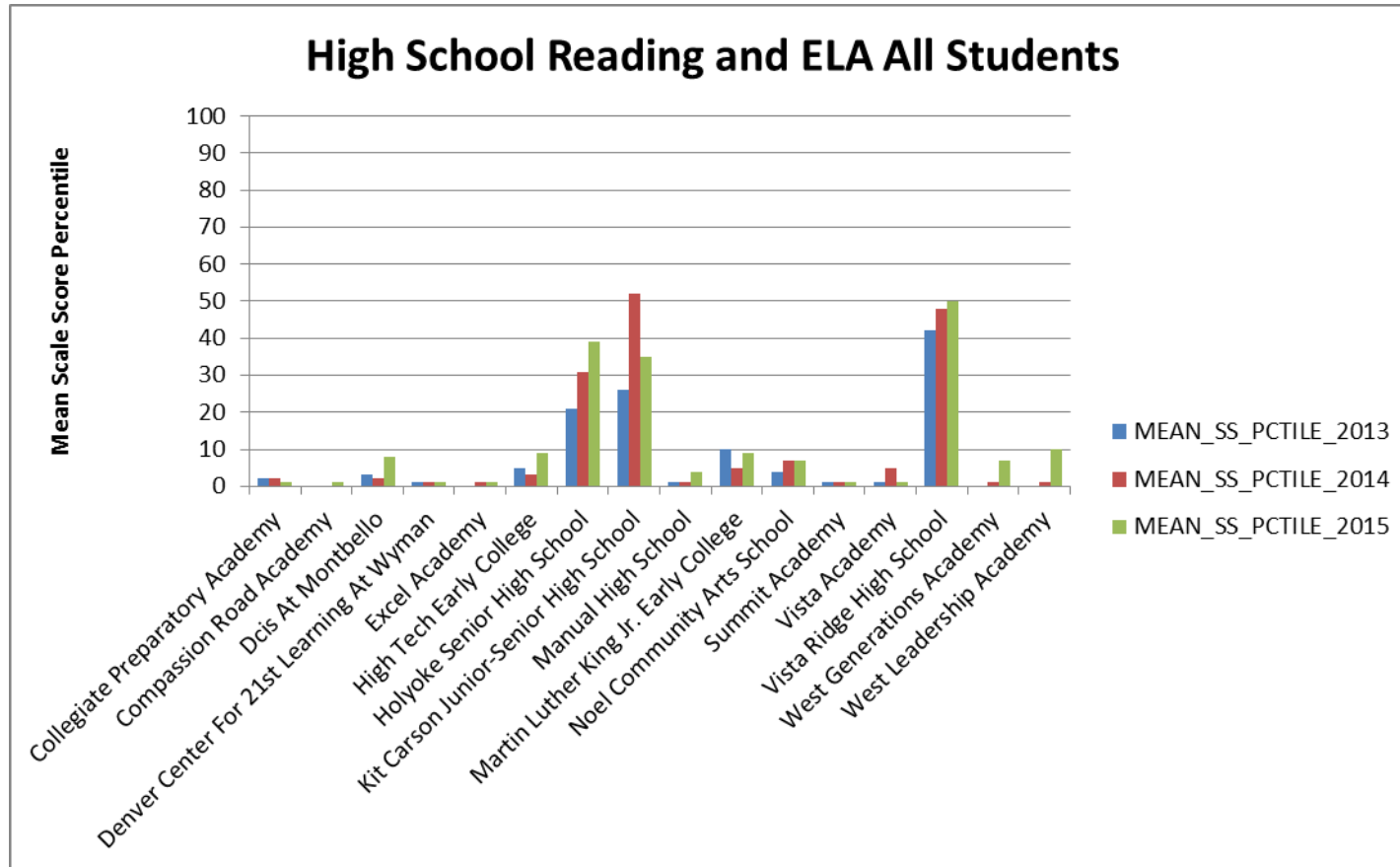




Table 6: Mean Scale Score Percentiles for Elementary School Writing

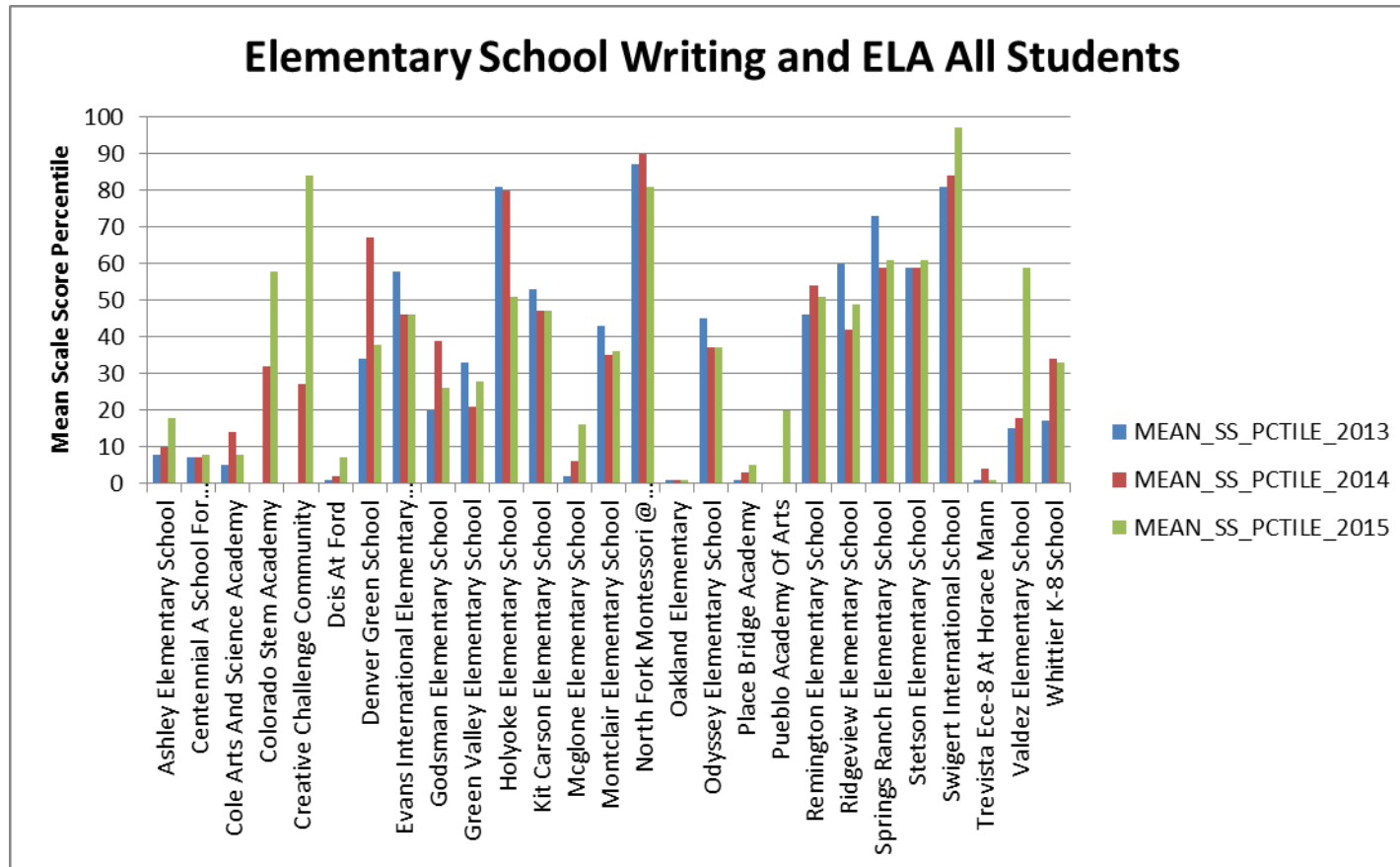


Table 7: Mean Scale Score Percentiles for Middle School Writing

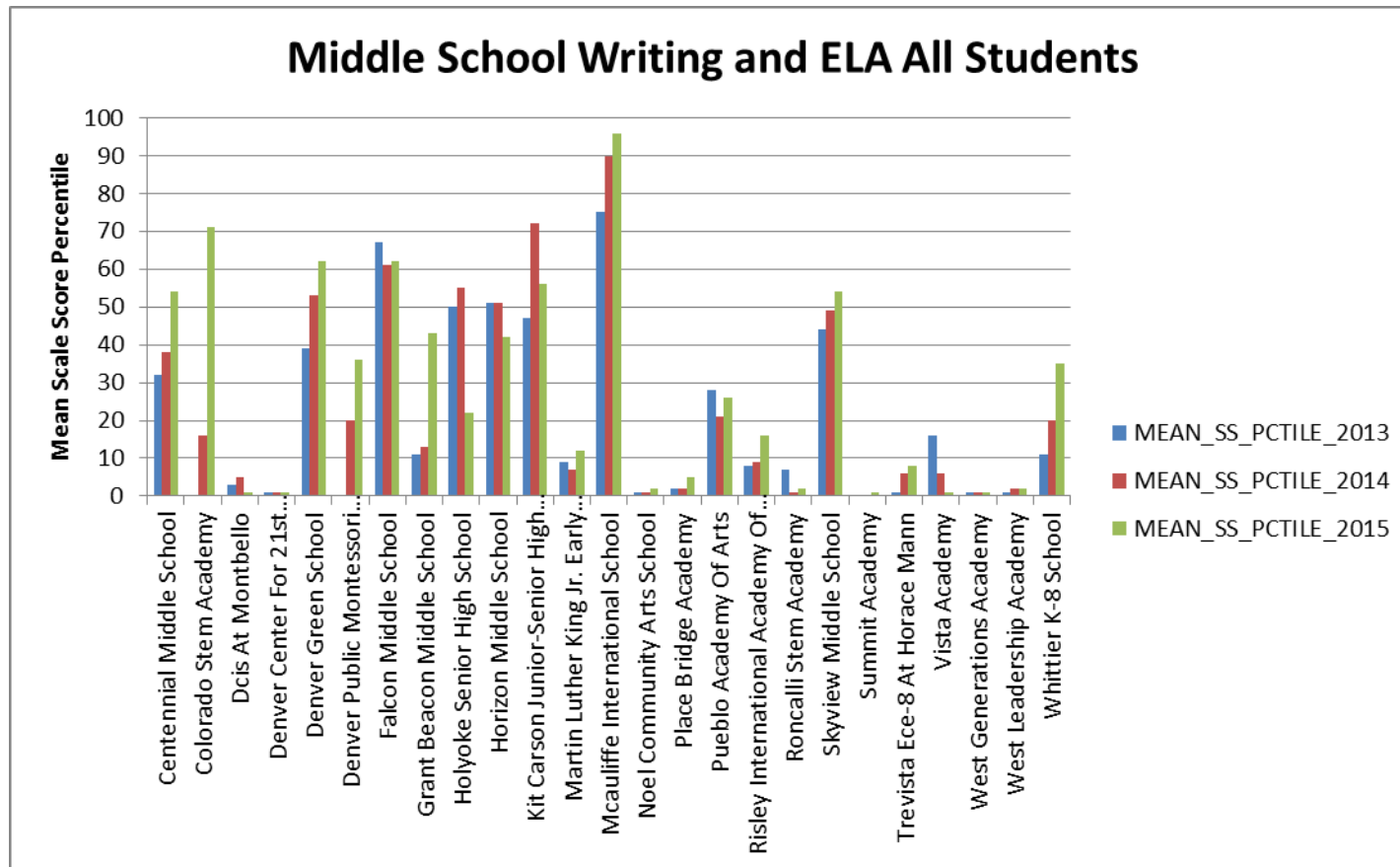


Table 8: Mean Scale Score Percentiles for High School Writing

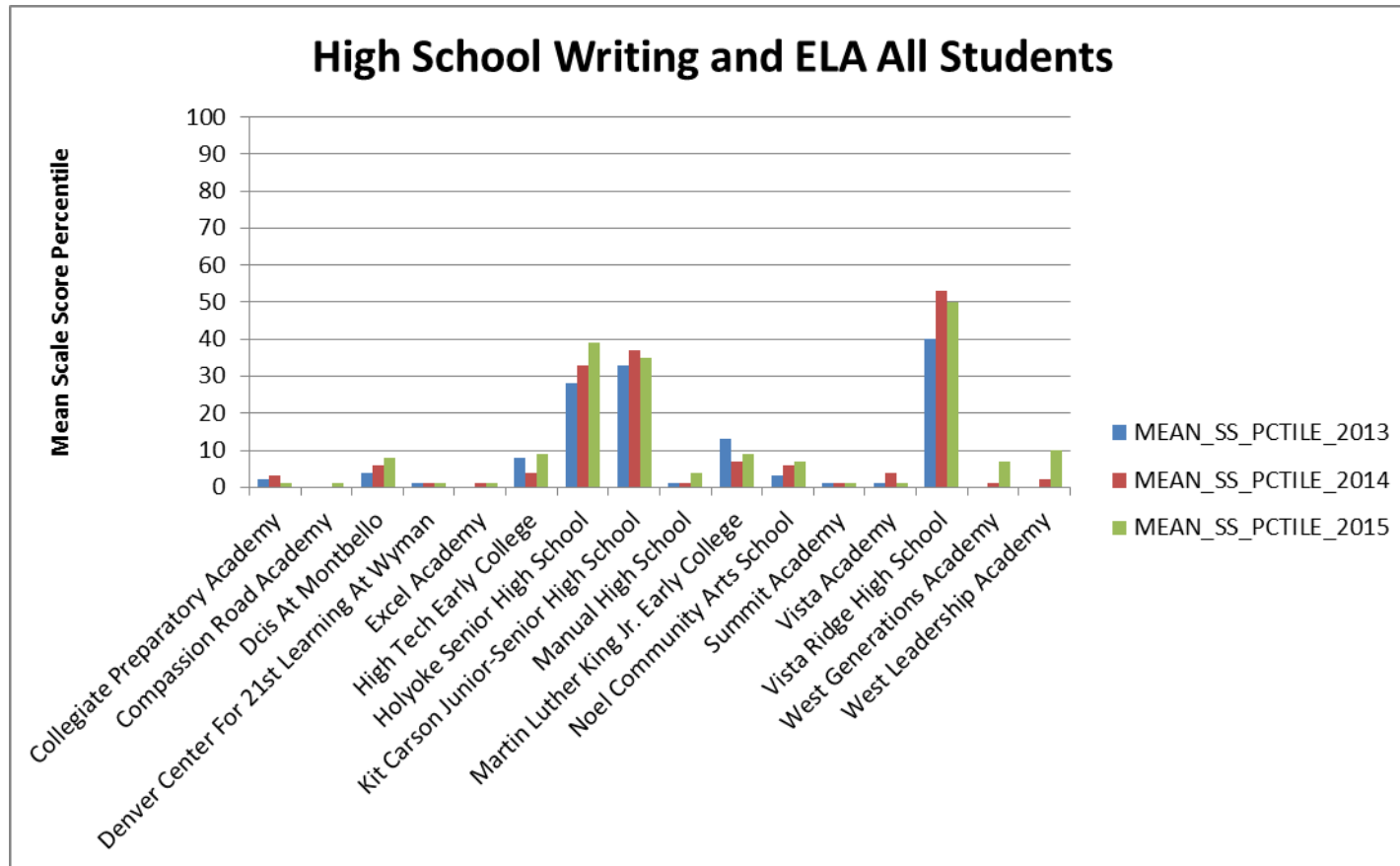


Table 9: Mean Scale Score Percentiles for Elementary School Math

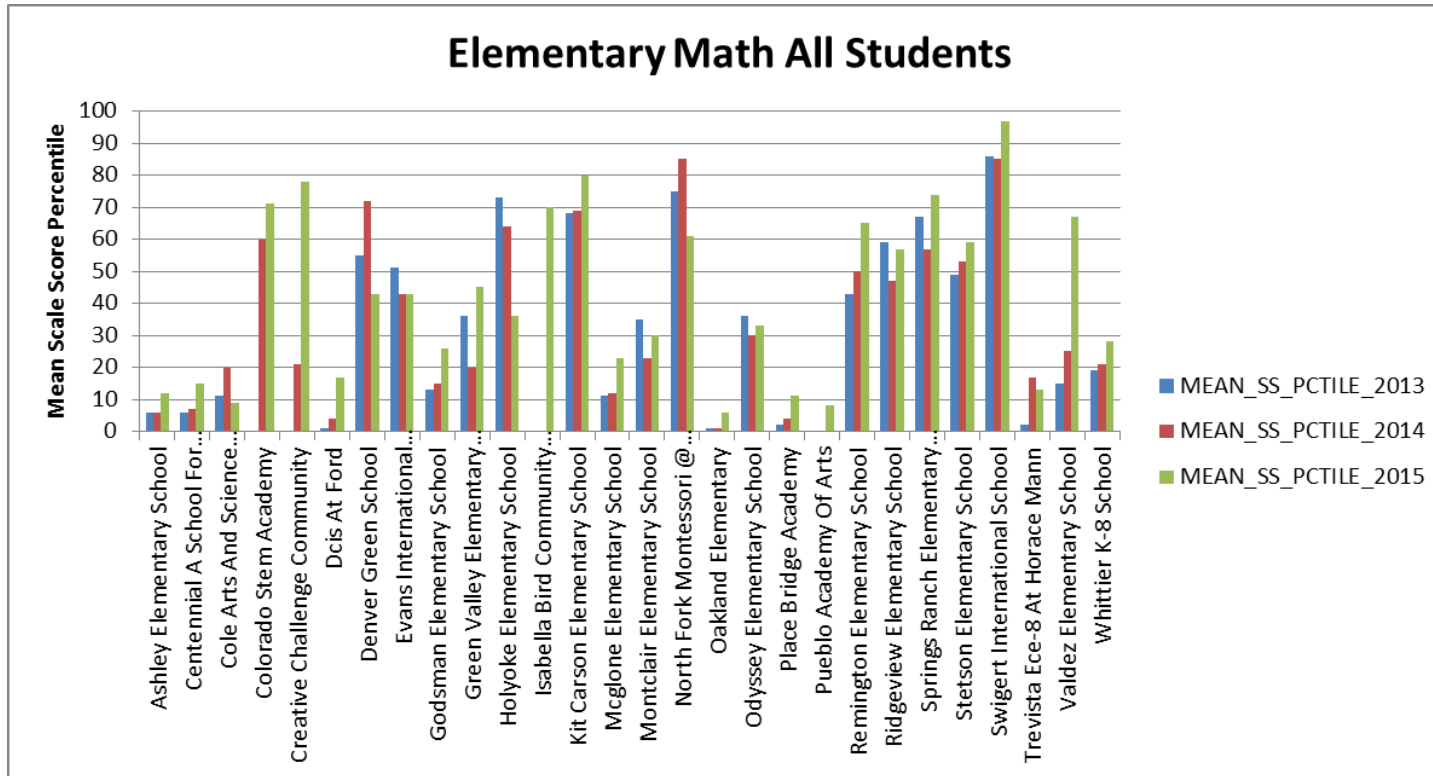


Table 10: Mean Scale Score Percentiles for Middle School Math

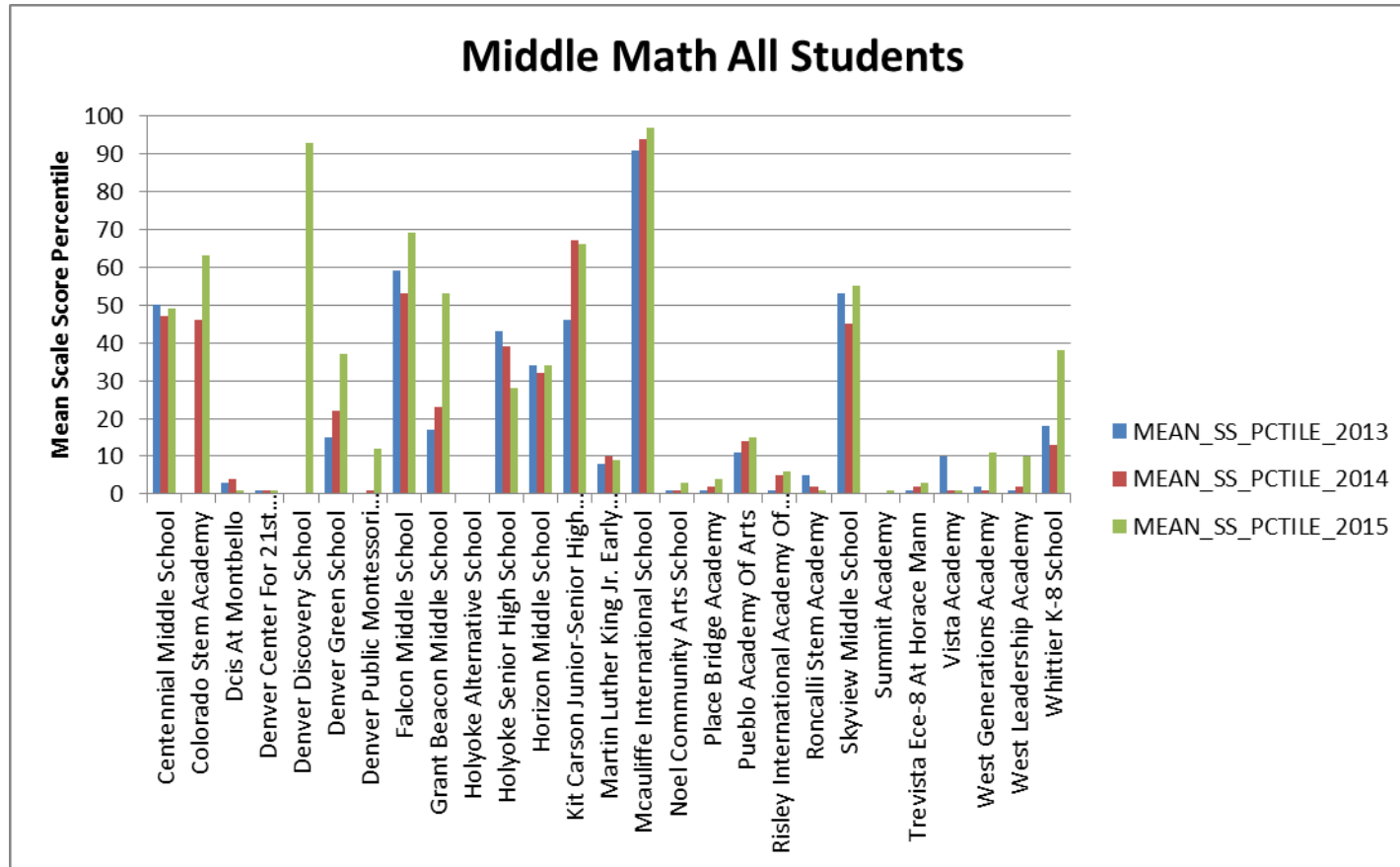


Table 11: Mean Scale Score Percentiles for High School Math

